New York Mets - 1972

Batter	1	2	3	4	5	6	7	8	9	AB	R	H	RBI	BB	SO	LOB
Rennie Stennett, R (1, 4) OBP: 0.250, SLG: 0.250	0-3 ① K		0-0 1B		0-0 ②③ G1-6-3 1-2f			0-0 ③ F9		4	0	1	0	0	1	1
Al Oliver, L (1, 8) OBP: 0.250, SLG: 0.250	0-0 1B		0-3 ① K			0-0 ① 4-3			0-0 ① F7	4	0	1	0	0	1	1
Roberto Clemente, R (1, 9)	0-3 ② K		0-0 ② F9			0-0 ② 6-3			0-0 ② F9	4	0	0	0	0	1	2
Willie Stargell, L (1, 7)	0-3 ③ K		0-0 ③ F8			0-0 ③ P3			0-3 ③ K	4	0	0	0	0	2	2
Richie Hebner, L (1, 5)		0-0 ① G3		0-0 ① 3-1			0-3 ① K			3	0	0	0	0	1	0
Manny Sanguillen, R (1, 2) OBP: 0.333, SLG: 0.333		0-0 1B		0-0 ② F9			0-0 ② 6-3			3	0	1	0	0	0	0
Bob Robertson, R (1, 3)		0-3 ② K		0-3 ③ K			0-0 ③ 6-3			3	0	0	0	0	2	1
Jackie Hernandez, R (1, 6) OBP: 0.333, SLG: 0.333		0-0 1-2 1B			0-0 ① 6-3			0-0 ① L5		3	0	1	0	0	0	0
Dock Ellis, S (1, 1) OBP: 0.500, SLG: 0.500		0-0 ③ 1-3			0-0 G1-6-3 1B			0-3 ② K		2	0	1	0	0	0	2
Dave Giusti, R (7, 1)										0	0	0	0	0	0	0
Gene Clines, R (8, PH)										1	0	0	0	0	1	0
Ramon Hernandez, S (8, 1)										0	0	0	0	0	0	0
Inning Stats	R: 0 E: 0 K: 3 S: 10 H: 1 LOB: 1 BB: 0 P: 10	R: 0 E: 0 K: 1 S: 7 H: 2 LOB: 2 BB: 0 P: 7	R: 0 E: 0 K: 1 S: 6 H: 1 LOB: 1 BB: 0 P: 6	R: 0 E: 0 K: 1 S: 5 H: 0 LOB: 0 BB: 0 P: 5	R: 0 E: 0 K: 0 S: 3 H: 1 LOB: 0 BB: 0 P: 3	R: 0 E: 0 K: 0 S: 3 H: 0 LOB: 0 BB: 0 P: 3	R: 0 E: 0 K: 1 S: 5 H: 0 LOB: 0 BB: 0 P: 5	R: 0 E: 0 K: 1 S: 5 H: 0 LOB: 0 BB: 0 P: 5	R: 0 E: 0 K: 1 S: 5 H: 0 LOB: 0 BB: 0 P: 5	1B: 5 2B: 0 3B: 0 HR: 0 SF: 0 SAC: 0 DP: 1 HBP: 0						

PITCHER	IP	WLS	BF	H	R	ER	SO	BB	IBB	HBP	BLK	WP	HR	S	P	ERA	WHIP
Tom Seaver, R (1, 1) ERA:	6.0	W	22	5	0	0	6	0	0	0	0	0	0	34	34	0.00	0.833
Tug McGraw, L (7, 1) ERA:	3.0	S	9	0	0	0	3	0	0	0	0	0	0	15	15	0.00	0.000

PITCHER	IP	WLS	BF	H	R	ER	SO	BB	IBB	HBP	BLK	WP	HR	S	P	ERA	WHIP

TOP

Pittsburgh Pirates @ New York Mets

Shea Stadium, Flushing, NY

Sat Apr 15 1972, 3:33 AM EST

Att. 15,893 - Unknown

livebaseballscorecards.com

AB	31
R	0
H	5
RBI	0
BB	0
SO	9
LOB	9

WP: 0 PB: 0 SB: 0 CS: 0 PA: 31

Batter	1	2	3	4	5	6	7	8	9	AB	R	H	RBI	BB	SO	LOB
Bud Harrelson, S (1, 6) OBP: 0.333, SLG: 0.333	K		2-3		S 1B		SH3-4			3	0	1	0	0	1	0
Ken Boswell, L (1, 4)	3-1		4-3		L9		1-3			4	0	0	0	0	0	2
Tommie Agee, R (1, 8) OBP: 0.500, SLG: 0.333	K		S 1B		F9			FC6-4 BB		3	0	1	0	1	1	1
Rusty Staub, L (1, 9) OBP: 0.500, SLG: 0.333		1B 2B 1B	IBB			F8		FC6-4		3	1	1	0	1	0	1
Cleon Jones, R (1, 7) OBP: 0.250, SLG: 0.250		2B SF7 1B	K			L6		K		4	1	1	0	0	2	3
Jim Fregosi, R (1, 5) OBP: 0.500, SLG: 0.667		1-3 2-H 2B	F9			HR BB		K		3	1	1	1	1	1	1
Ed Kranepool, L (1, 3) OBP: 0.333, SLG: 2.000		SF7 3-H	K			1-H HR				2	1	1	3	0	1	0
Jerry Grote, R (1, 2)		F5	F9			F8				3	0	0	0	0	0	1
Tom Seaver, R (1, 1) Tug McGraw, R (7, 1) OBP: 1.000, SLG: 1.000		F8			K		1-3 SH3-4 1B			2 1	0 0	0 1	0 0	0 0	1 0	1 0
Inning Stats	R: 0 E: 0 K: 2 S: 7 H: 0 LOB: 0 BB: 0 P: 7	R: 2 E: 0 K: 0 S: 6 H: 3 LOB: 1 BB: 0 P: 6	R: 0 E: 0 K: 1 S: 6 H: 1 LOB: 2 BB: 1 P: 10	R: 0 E: 0 K: 1 S: 5 H: 0 LOB: 0 BB: 0 P: 5	R: 0 E: 0 K: 1 S: 6 H: 1 LOB: 1 BB: 0 P: 6	R: 2 E: 0 K: 0 S: 4 H: 1 LOB: 0 BB: 1 P: 8	R: 0 E: 0 K: 0 S: 3 H: 1 LOB: 0 BB: 0 P: 3	R: 0 E: 0 K: 2 S: 7 H: 0 LOB: 1 BB: 1 P: 11		1B: 5 2B: 1 3B: 0 HR: 1 SF: 1 SAC: 1 DP: 0 HBP: 0				WP: 0 PB: 0 SB: 2 CS: 0 PA: 33		

PITCHER		IP	WLS	BF	H	R	ER	SO	BB	IBB	HBP	BLK	WP	HR	S	P	ERA	WHIP
Dock Ellis, R ERA: 6.0	(1, 1)	6.0	L	26	6	4	4	5	1	1	0	0	0	1	34	42	6.00	1.167
Dave Giusti, R ERA:	(7, 1)	1.0		3	1	0	0	0	0	0	0	0	0	0	3	3	0.00	1.000
Ramon Hernandez, L ERA:	(8, 1)	1.0		4	0	0	0	2	1	0	0	0	0	0	7	11	0.00	1.000

PITCHER	IP	WLS	BF	H	R	ER	SO	BB	IBB	HBP	BLK	WP	HR	S	P	ERA	WHIP

BOTTOM

Pittsburgh Pirates @ New York Mets

Shea Stadium, Flushing, NY

Sat Apr 15 1972, 3:33 AM EST

Att. 15,893 - Unknown

livebaseballscorecards.com

AB	28
R	4
H	7
RBI	4
BB	3
SO	7
LOB	10

Batter	1	2	3	4	5	6	7	8	9	AB	R	H	RBI	BB	SO	LOB
Rennie Stennett, R (1, 4) OBP: 0.250, SLG: 0.250	4-3 1-3 1B 1B	F9			2-3			F8		4	1	1	0	0	0	1
Al Oliver, L (1, 8) OBP: 0.250, SLG: 0.500	1-3 1-2		F8		3-1			1B 3B		4	1	1	0	0	0	1
Roberto Clemente, R (1, 9)	4-3 2-3		P4			6-3		1B IBB		3	0	0	0	1	0	1
Willie Stargell, L (1, 7) OBP: 0.250, SLG: 0.250	BB 1B 3-H		K			F8		1-2 1B 3-H		4	0	2	2	0	1	0
Bob Miller, R (8, 1)										0	0	0	0	0	0	0
Ramon Hernandez, S (9, 1)										0	0	0	0	0	0	0
Richie Hebner, L (1, 5)	BBBB 1-2 BB			E3		5-3		P4		3	0	0	0	1	0	2
Manny Sanguillen, R (1, 2) OBP: 0.143, SLG: 0.143	K			F7			K		P3	4	0	0	0	0	2	3
Bob Robertson, R (1, 3)		P5		K			P6		6-3	4	0	0	0	0	1	1
Jackie Hernandez, R (1, 6) OBP: 0.286, SLG: 0.286		1B		G2			K		6-3	4	0	1	0	0	1	1
Steve Blass, R (1, 1)		P3			K			K		2	0	0	0	0	1	1
Gene Clines, R (8, PH)										1	0	0	0	0	1	0
Gene Clines, R (8, 7)																

TOP

Pittsburgh Pirates @ New York Mets

Shea Stadium, Flushing, NY

Sun Apr 16 1972, 3:33 AM EST

Att. 23,241 - Unknown

livebaseballscorecards.com

AB	33
R	2
H	5
RBI	2
BB	2
SO	7
LOB	11

Inning Stats	1	2	3	4	5	6	7	8	9
R	1	0	0	0	0	0	0	1	0
E	0	0	0	1	0	0	0	0	0
K	1	0	1	1	1	0	2	1	0
S	7	4	5	6	5	3	7	7	3
H	2	1	0	0	0	0	0	2	0
LOB	2	1	0	1	1	0	0	1	0
BB	1	0	0	0	0	0	0	0	0
P	11	4	5	6	5	3	7	11	3

1B	4
2B	0
3B	1
HR	0
SF	0
SAC	0
DP	0
HBP	0
WP	0
PB	0
SB	0
CS	0
PA	35

PITCHER		IP	WLS	BF	H	R	ER	SO	BB	IBB	HBP	BLK	WP	HR	S	P	ERA	WHIP
Gary Gentry, R ERA: 1.5	(1, 1)	6.0	L	23	3	1	1	4	1	0	0	0	0	0	30	34	1.50	0.667
Jon Matlack, L ERA: 4.5	(7, 1)	2.0		9	2	1	1	3	0	1	0	0	0	0	14	18	4.50	1.000
Chuck Taylor, R ERA:	(9, 1)	1.0		3	0	0	0	0	0	0	0	0	0	0	3	3	0.00	0.000

PITCHER	IP	WLS	BF	H	R	ER	SO	BB	IBB	HBP	BLK	WP	HR	S	P	ERA	WHIP

Batter	1	2	3	4	5	6	7	8	9	AB	R	H	RBI	BB	SO	LOB
Bud Harrelson, S (1, 6) OBP: 0.143, SLG: 0.143	K		K			6-3			K	4	0	0	0	0	3	0
Ken Boswell, L (1, 4) OBP: 0.125, SLG: 0.125	1-3			G3			G6-3 1B		3-1	4	0	1	0	0	0	0
Tommie Agee, R (1, 8) OBP: 0.375, SLG: 0.167	K			K			G6-3 1-2f		BB	3	0	0	0	1	2	1
Rusty Staub, L (1, 9) OBP: 0.250, SLG: 0.143		F8		L8			1-3		F5	4	0	0	0	0	0	1
Cleon Jones, R (1, 7) OBP: 0.429, SLG: 0.429		1B			6-3			SH5-4 E FC5-2 1B		3	0	2	0	0	0	0
Jim Fregosi, R (1, 5) OBP: 0.286, SLG: 0.333		F3			6-3			E6 FC5-2 SH5-4 1-2		3	0	0	0	0	0	2
Ed Kranepool, L (1, 3) OBP: 0.200, SLG: 1.000		4-3			G3			SH5-4 1-2 2-3		2	0	0	0	0	0	1
Jerry Grote, R (1, 2)			5-3			F7		FC5-2 2-3 3-H		3	0	0	0	0	0	2
Gary Gentry, R (1, 1)			F9			K2-3		F8		1	0	0	0	0	0	0
John Milner, L (6, PH)										1	0	0	0	0	1	0
Jon Matlack, L (7, 1)										0	0	0	0	0	0	0
Dave Marshall, L (8, PH)										1	0	0	0	0	0	2
Chuck Taylor, R (9, 1)										0	0	0	0	0	0	0
Inning Stats	R: 0 E: 0 K: 2 S: 7 H: 0 LOB: 0 BB: 0 P: 7	R: 0 E: 0 K: 0 S: 4 H: 1 LOB: 1 BB: 0 P: 4	R: 0 E: 0 K: 1 S: 5 H: 0 LOB: 0 BB: 0 P: 5	R: 0 E: 0 K: 1 S: 5 H: 0 LOB: 0 BB: 0 P: 5	R: 0 E: 0 K: 0 S: 3 H: 0 LOB: 0 BB: 0 P: 3	R: 0 E: 0 K: 1 S: 5 H: 0 LOB: 0 BB: 0 P: 5	R: 0 E: 0 K: 0 S: 3 H: 1 LOB: 0 BB: 0 P: 3	R: 0 E: 1 K: 0 S: 5 H: 1 LOB: 2 BB: 0 P: 5	R: 0 E: 0 K: 1 S: 5 H: 0 LOB: 1 BB: 1 P: 9	1B: 3 2B: 0 3B: 0 HR: 0 SF: 0 SAC: 1 DP: 1 HBP: 0	WP: 0 PB: 0 SB: 0 CS: 0 PA: 31					

PITCHER		IP	WLS	BF	H	R	ER	SO	BB	IBB	HBP	BLK	WP	HR	S	P	ERA	WHIP
Steve Blass, R	(1, 1)	7.0	W	22	2	0	0	5	0	0	0	0	0	0	32	32	0.00	0.286
ERA:																		
Bob Miller, R	(8, 1)	1.2		8	1	0	0	1	1	0	0	0	0	0	9	13	0.00	1.200
ERA:																		
Ramon Hernandez, L	(9, 1)	0.1	S	1	0	0	0	0	0	0	0	0	0	0	1	1	0.00	0.000
ERA:																		

PITCHER	IP	WLS	BF	H	R	ER	SO	BB	IBB	HBP	BLK	WP	HR	S	P	ERA	WHIP

BOTTOM

Pittsburgh Pirates @ New York Mets

Shea Stadium, Flushing, NY

Sun Apr 16 1972, 3:33 AM EST

Att. 23,241 - Unknown

livebaseballscorecards.com

AB	29
R	0
H	3
RBI	0
BB	1
SO	6
LOB	9

Batter	1	2	3	4	5	6	7	8	9	AB	R	H	RBI	BB	SO	LOB
Bud Harrelson, S (1, 6) OBP: 0.167, SLG: 0.091	F9	4-3		G3		BB			K	4	0	0	0	1	1	2
Ken Boswell, L (1, 4) OBP: 0.154, SLG: 0.083	4-3		G6-4-3 BB		4-3	G3			K	4	0	0	0	1	1	3
Tommie Agee, R (1, 8) OBP: 0.385, SLG: 0.300	1B 1B BB		G6-4-3 1-2f		P4		5-3		2B	4	1	1	0	1	0	1
Rusty Staub, L (1, 9) OBP: 0.308, SLG: 0.182	1B 1-3 1B		BB BB		K		6-3		1-3	4	0	1	0	1	1	1
Cleon Jones, R (1, 7) OBP: 0.545, SLG: 0.600	1-3 3-H 1B		1-2 BB			5-3	2B			3	0	2	1	1	0	0
Jim Fregosi, R (1, 5) OBP: 0.273, SLG: 0.300	K		5-3			1B WP 1B	6-3			4	1	1	0	0	1	5
Ed Kranepool, L (1, 3) OBP: 0.222, SLG: 0.625		3-1		K		WP BB 1-3 1B		F8		4	0	1	0	0	1	0
Jerry Grote, R (1, 2) OBP: 0.400, SLG: 0.143		SH1-4 BB		SH3 BB		WP 1-2 BB		G3-6-3 1B		1	0	1	0	3	0	0
Jerry Koosman, R (1, 1)										0	0	0	0	0	0	0
Chuck Taylor, R (5, 1)										0	0	0	0	0	0	0
John Milner, L (6, PH)										1	0	0	0	0	0	2
Buzz Capra, R (6, 1)										0	0	0	0	0	0	0
Dave Marshall, L (8, PH)										1	0	0	0	0	0	1
Ray Sadecki, L (8, 1)										0	0	0	0	0	0	0
Tug McGraw, R (8, 1) OBP: 1.000, SLG: 1.000		SH1-4 1-2		SH3 1-2		1-3 1-2 2-3 3-H		G3-6-3 1-2f		0	0	0	0	0	0	0
Inning Stats	R: 1 E: 0 K: 1 S: 7 H: 2 LOB: 2 BB: 1 P: 11	R: 0 E: 0 K: 0 S: 3 H: 0 LOB: 1 BB: 1 P: 7	R: 0 E: 0 K: 0 S: 2 H: 0 LOB: 2 BB: 3 P: 14	R: 0 E: 0 K: 1 S: 5 H: 0 LOB: 1 BB: 1 P: 9	R: 0 E: 0 K: 1 S: 5 H: 0 LOB: 0 BB: 0 P: 5	R: 1 E: 0 K: 0 S: 5 H: 2 LOB: 3 BB: 2 P: 13	R: 0 E: 0 K: 0 S: 4 H: 1 LOB: 1 BB: 0 P: 4	R: 0 E: 0 K: 0 S: 3 H: 1 LOB: 0 BB: 0 P: 3	R: 0 E: 0 K: 2 S: 8 H: 1 LOB: 1 BB: 0 P: 8							

TOP

New York Mets @ Montreal Expos

Jarry Park, Montreal, QB

Tue Apr 18 1972, 3:33 AM EST

Att. 29,102 - Unknown

livebaseballscorecards.com

AB	30
R	2
H	7
RBI	1
BB	8
SO	5
LOB	15

1B: 5	SF: 0	WP: 1	PA: 40
2B: 2	SAC: 2	PB: 0	
3B: 0	DP: 2	SB: 0	
HR: 0	HBP: 0	CS: 0	

PITCHER		IP	WLS	BF	H	R	ER	SO	BB	IBB	HBP	BLK	WP	HR	S	P	ERA	WHIP
Steve Renko, R ERA: 3.18	(1, 1)	5.2	W	28	4	2	2	3	8	0	0	0	1	0	26	58	3.18	2.118
John Strohmayer, R ERA:	(6, 1)	3.1	S	12	3	0	0	2	0	0	0	0	0	0	16	16	0.00	0.900

PITCHER		IP	WLS	BF	H	R	ER	SO	BB	IBB	HBP	BLK	WP	HR	S	P	ERA	WHIP

New York Mets @ Montreal Expos

Jarry Park, Montreal, QB

Tue Apr 18 1972, 3:33 AM EST

Att. 29,102 - Unknown

livebaseballscorecards.com

BOTTOM

Batter	1	2	3	4	5	6	7	8	9	AB	R	H	RBI	BB	SO	LOB
Ron Hunt, R (1, 4) OBP: 0.538, SLG: 0.600	F8		S 1B 2B		5-3 1B BB		K 2-3	IBB		3	2	1	0	2	1	1
Ron Woods, R (1, 8) Boots Day, L (7, 8) OBP: 0.200, SLG: 0.111	CS BB		K 2-3		5-3 1-2		4-3	1-3		2 2	0 0	0 0	0 0	1 0	1 0	2 4
Clyde Mashore, R (1, 9) OBP: 1.000, SLG: 1.000	2B 3B 1-2 BB		1B BB		2-H 1B			1B 1B BB		1	2	1	1	3	0	0
Bob Bailey, R (1, 5) OBP: 0.273, SLG: 0.364	3B 1-3 2B		G6-4-3 1-2 3-H 1B		F9			1B 1B 1-3 1B		4	2	3	1	0	0	1
Ken Singleton, S (1, 7) OBP: 0.417, SLG: 0.600	2-H 3-H 3B		G6-4-3 1-2f			K		1B SF8 1-2 3-H 1B		4	1	2	3	0	1	2
John Boccabella, R (1, 2) OBP: 0.143, SLG: 0.143	1-3		F9			K		SF8 BB 1-3 2-H 1B		4	0	1	1	0	1	1
Mike Jorgensen, L (1, 3) OBP: 0.333, SLG: 0.556		F8	P2			F9		SF8 1-2 BB		3	0	0	0	1	0	0
Tim Foli, R (1, 6) OBP: 0.200, SLG: 0.250		F8	5-3				WP 2B	SF8 1-2 2-3 3-H		3	0	1	1	0	0	0
Steve Renko, R (1, 1) John Strohmayer, R (6, 1)		K			P4		K	F5		2 2	0 0	0 0	0 0	0 0	1 1	0 3
Inning Stats	R: 2 E: 0 K: 0 S: 4 H: 2 LOB: 1 BB: 2 P: 12		R: 0 E: 0 K: 1 S: 5 H: 0 LOB: 0 BB: 0 P: 5		R: 1 E: 0 K: 1 S: 6 H: 2 LOB: 1 BB: 1 P: 10		R: 0 E: 0 K: 0 S: 3 H: 0 LOB: 0 BB: 0 P: 3		R: 1 E: 0 K: 0 S: 4 H: 1 LOB: 1 BB: 1 P: 8	R: 0 E: 0 K: 2 S: 7 H: 0 LOB: 0 BB: 0 P: 7		R: 0 E: 0 K: 2 S: 8 H: 1 LOB: 1 BB: 0 P: 8		R: 3 E: 0 K: 0 S: 6 H: 3 LOB: 3 BB: 3 P: 18			

	AB	30
	R	7
	H	9
	RBI	7
	BB	7
	SO	6
	LOB	14

1B: 5 SF: 1
2B: 3 SAC: 0
3B: 1 DP: 1
HR: 0 HBP: 0

WP: 1 PA: 38
PB: 0
SB: 1
CS: 1

PITCHER		IP	WLS	BF	H	R	ER	SO	BB	IBB	HBP	BLK	WP	HR	S	P	ERA	WHIP
Jerry Koosman, L ERA: 7.71	(1, 1)	4.2	L	21	5	4	4	2	4	0	0	0	0	0	21	37	7.71	1.929
Chuck Taylor, R ERA:	(5, 1)	0.1		1	0	0	0	0	0	0	0	0	0	0	1	1	0.00	0.000
Buzz Capra, R ERA:	(6, 1)	2.0		7	1	0	0	4	0	0	0	0	1	0	15	15	0.00	0.500
Ray Sadecki, L ERA:	(8, 1)	0.0		5	3	3	3	0	2	0	0	0	0	0	3	11	∞	∞
Tug McGraw, L ERA:	(8, 1)	1.0		4	0	0	0	0	0	1	0	0	0	0	3	7	0.00	0.000

PITCHER	IP	WLS	BF	H	R	ER	SO	BB	IBB	HBP	BLK	WP	HR	S	P	ERA	WHIP

Batter	1	2	3	4	5	6	7	8	9	AB	R	H	RBI	BB	SO	LOB
Bill North, S (1, 8) OBP: 0.333, SLG: 0.333	SSS 0-3 ① K		x 0-0 ③ 5-3			x 0-0 1B		x 0-0 ③ F8		4	0	1	0	0	1	0
Glenn Beckert, R (1, 4) OBP: 0.154, SLG: 0.120	x 0-0 ② 6-3			x 0-0 ① 1-3		x 0-0 ③ 1-3			x 0-0 ① 6-3	4	0	0	0	0	0	1
Billy Williams, L (1, 7) OBP: 0.320, SLG: 0.480	x 0-0 1B			x 0-0 ② P4			x 0-0 ① F8		x 0-0 G3 1B	4	0	2	0	0	0	0
Joe Pepitone, L (1, 3) OBP: 0.160, SLG: 0.167	x 0-0 ③ 4-3			x 0-0 ③ P4			x 0-0 ② G3		x 0-0 ② G3 1-2	4	0	0	0	0	0	2
Ron Santo, R (1, 5) OBP: 0.320, SLG: 0.478		SSS 0-3 ① K			x 0-0 ① 1-3		BBBB 4-0 E BB		SSS 0-3 ③ K	3	0	0	0	1	2	1
Jose Cardenal, R (1, 9) OBP: 0.320, SLG: 0.500		x 0-0 ② F9			x 0-0 CS 1B		x 0-0 E5 FC6-4 1-3			3	0	1	0	0	0	1
Randy Hundley, R (1, 2) OBP: 0.526, SLG: 0.385		SSS 0-3 ③ K			SSS 0-3 ②③ K 1-2		x 0-0 ③ FC6-4 1-2f			3	0	0	0	0	2	3
Don Kessinger, S (1, 6) OBP: 0.150, SLG: 0.222			x 0-0 ① P4			SSS 0-3 ① K		SSS 0-3 ① K		3	0	0	0	0	2	0
Burt Hooton, R (1, 1) Paul Popovich, S (8, PH) Dan McGinn, L (8, 1)			SSS 0-3 ② K			SSS 0-3 ② K		x 0-0 ② P1-3		2 1 0	0 0 0	0 0 0	0 0 0	0 0 0	2 0 0	0 0 0
Inning Stats	R: 0 H: 1 E: 0 LOB: 1 K: 1 BB: 0 S: 6 P: 6	R: 0 H: 0 E: 0 LOB: 0 K: 2 BB: 0 S: 7 P: 7	R: 0 H: 0 E: 0 LOB: 0 K: 1 BB: 0 S: 5 P: 5	R: 0 H: 0 E: 0 LOB: 0 K: 0 BB: 0 S: 3 P: 3	R: 0 H: 1 E: 0 LOB: 0 K: 1 BB: 0 S: 5 P: 5	R: 0 H: 1 E: 0 LOB: 1 K: 2 BB: 0 S: 8 P: 8	R: 0 H: 0 E: 1 LOB: 2 K: 0 BB: 1 S: 4 P: 8	R: 0 H: 0 E: 0 LOB: 0 K: 1 BB: 0 S: 5 P: 5	R: 0 H: 1 E: 0 LOB: 1 K: 1 BB: 0 S: 6 P: 6	1B: 4 SF: 0 2B: 0 SAC: 0 3B: 0 DP: 0 HR: 0 HBP: 0						

PITCHER	IP	WLS	BF	H	R	ER	SO	BB	IBB	HBP	BLK	WP	HR	S	P	ERA	WHIP
Tom Seaver, R (1, 1) ERA:	9.0	W	32	4	0	0	9	1	0	0	0	0	0	49	53	0.00	0.556

PITCHER	IP	WLS	BF	H	R	ER	SO	BB	IBB	HBP	BLK	WP	HR	S	P	ERA	WHIP

TOP

Chicago Cubs @ New York Mets

Shea Stadium, Flushing, NY

Fri Apr 21 1972, 3:33 AM EST
Att. 11,144 - Unknown - 58 F

livebaseballscorecards.com

AB	31
R	0
H	4
RBI	0
BB	1
SO	9
LOB	8

Batter	1	2	3	4	5	6	7	8	9	AB	R	H	RBI	BB	SO	LOB
Bud Harrelson, S (1, 6) OBP: 0.313, SLG: 0.333	SH1-3 2B		K		1B 1B		FC4-6 1B			4	1	3	1	0	1	0
Ken Boswell, L (1, 4) OBP: 0.235, SLG: 0.133	BBBB SH1-3 BB		K		1B 1B		FC4-6 1-2f			3	0	1	1	1	1	1
Tommie Agee, R (1, 8) OBP: 0.313, SLG: 0.231	SH1-3 1-2 2-3		4-3		1-3		K			3	0	0	0	0	1	2
Rusty Staub, L (1, 9) OBP: 0.294, SLG: 0.143	IBB			4-3		3-1		F2		3	0	0	0	1	0	0
Cleon Jones, R (1, 7) OBP: 0.400, SLG: 0.429	K			4-3		K		F8		4	0	0	0	0	2	3
Jim Fregosi, R (1, 5) OBP: 0.333, SLG: 0.429	6-3			5-3		2B		1B		4	0	2	0	0	0	3
Ed Kranepool, L (1, 3) OBP: 0.308, SLG: 0.545		K			SH1-3 1B 1B	IBB		4-3		3	1	1	0	1	1	1
Jerry Grote, R (1, 2) OBP: 0.333, SLG: 0.111		L7			SH1-3 1-2	5-3				2	0	0	0	0	0	2
Tom Seaver, R (1, 1)		K			K		K			3	0	0	0	0	3	1
Inning Stats	R: 0 H: 1 E: 0 LOB: 3 K: 1 BB: 2 S: 6 P: 14	R: 0 H: 0 E: 0 LOB: 0 K: 2 BB: 0 S: 7 P: 7	R: 0 H: 0 E: 0 LOB: 0 K: 2 BB: 0 S: 7 P: 7	R: 0 H: 0 E: 0 LOB: 0 K: 0 BB: 0 S: 3 P: 3	R: 2 H: 3 E: 0 LOB: 1 K: 1 BB: 0 S: 8 P: 8	R: 0 H: 1 E: 0 LOB: 2 K: 1 BB: 1 S: 6 P: 10	R: 0 H: 1 E: 0 LOB: 1 K: 2 BB: 0 S: 8 P: 8	R: 0 H: 1 E: 0 LOB: 1 K: 0 BB: 0 S: 4 P: 4		1B: 5 SF: 0 2B: 2 SAC: 2 3B: 0 DP: 0 HR: 0 HBP: 0						

PITCHER	IP	WLS	BF	H	R	ER	SO	BB	IBB	HBP	BLK	WP	HR	S	P	ERA	WHIP
Burt Hooton, R (1, 1) ERA: 1.13	7.0	L	30	6	2	2	9	1	2	0	0	0	0	45	57	2.57	1.000
Dan McGinn, L (8, 1) ERA: 3.86	1.0		4	1	0	0	0	0	0	0	0	0	0	4	4	0.00	1.000

PITCHER	IP	WLS	BF	H	R	ER	SO	BB	IBB	HBP	BLK	WP	HR	S	P	ERA	WHIP

BOTTOM

Chicago Cubs @ New York Mets

Shea Stadium, Flushing, NY

Fri Apr 21 1972, 3:33 AM EST

Att. 11,144 - Unknown - 58 F

livebaseballscorecards.com

AB	29
R	2
H	7
RBI	2
BB	3
SO	9
LOB	13

Batter	1	2	3	4	5	6	7	8	9	AB	R	H	RBI	BB	SO	LOB
Don Kessinger, S (1, 6) OBP: 0.120, SLG: 0.174	F9	F8		4-3		G3			FC6-4 1-2f	5	0	0	0	0	0	3
Bill North, S (1, 8) OBP: 0.214, SLG: 0.214	K		L3		4-3		K		F7	5	0	0	0	0	2	1
Rick Monday, L (1, 9) OBP: 0.450, SLG: 0.313	BB		S BB		F9 E 1B		K			2	0	1	0	2	1	0
Billy Williams, L (1, 3) OBP: 0.276, SLG: 0.414	K		K 1-2		E4 BB 1-2		K			4	0	0	0	0	3	3
Ron Santo, R (1, 5) OBP: 0.345, SLG: 0.440		2B E BB	BB		F9 2-3			F9		2	1	0	0	2	0	2
Jose Cardenal, R (1, 7) OBP: 0.345, SLG: 0.520		E SF8 1-3 2B	F9		BB 1-2			K		3	1	1	0	1	1	2
Ken Rudolph, R (1, 2) OBP: 0.143, SLG: 0.143		F9 2-3 3-H	K		F9			G3		4	0	0	0	0	1	4
Glenn Beckert, R (1, 4) OBP: 0.200, SLG: 0.179		SF8 3-H		SH4-1 1B		F9			FC6-4 1B	3	0	2	1	0	0	0
Milt Pappas, R (1, 1) OBP: 0.400, SLG: 0.250				SH4-1 1-2		K			F8	2	0	1	0	0	1	0
Tom Phoebus, R (6, 1)										0	0	0	0	0	0	0
Larry Gura, S (7, 1)										0	0	0	0	0	0	0
Carmen Fanzone, R (9, PH)										1	0	0	0	0	0	1
Inning Stats	R: 0 E: 0 K: 2 S: 7 H: 0 LOB: 1 BB: 1 P: 11	R: 2 E: 1 K: 0 S: 5 H: 2 LOB: 1 BB: 1 P: 9	R: 0 E: 0 K: 1 S: 5 H: 0 LOB: 2 BB: 2 P: 13	R: 0 E: 0 K: 1 S: 6 H: 1 LOB: 1 BB: 0 P: 6	R: 0 E: 1 K: 0 S: 5 H: 1 LOB: 3 BB: 1 P: 9	R: 0 E: 0 K: 1 S: 5 H: 0 LOB: 0 BB: 0 P: 5	R: 0 E: 0 K: 3 S: 9 H: 0 LOB: 0 BB: 0 P: 9	R: 0 E: 0 K: 1 S: 5 H: 0 LOB: 0 BB: 0 P: 5	R: 0 E: 0 K: 0 S: 4 H: 1 LOB: 1 BB: 0 P: 4	1B: 4 2B: 1 3B: 0 HR: 0 SF: 1 SAC: 1 DP: 0 HBP: 0	WP: 0 PB: 0 SB: 1 CS: 0 PA: 38					

PITCHER	IP	WLS	BF	H	R	ER	SO	BB	IBB	HBP	BLK	WP	HR	S	P	ERA	WHIP
Gary Gentry, R (1, 1) ERA: 0.82	5.0		25	4	2	0	4	5	0	0	0	0	0	28	48	0.00	1.800
Jon Matlack, L (6, 1) ERA: 1.5	4.0	W	13	1	0	0	5	0	0	0	0	0	0	23	23	0.00	0.250

PITCHER	IP	WLS	BF	H	R	ER	SO	BB	IBB	HBP	BLK	WP	HR	S	P	ERA	WHIP

TOP

Chicago Cubs @ New York Mets

Shea Stadium, Flushing, NY

Sun Apr 23 1972, 3:33 AM EST

Unknown - 58 F

livebaseballscorecards.com

AB	31
R	2
H	5
RBI	1
BB	5
SO	9
LOB	16

Batter	1	2	3	4	5	6	7	8	9	AB	R	H	RBI	BB	SO	LOB
Bud Harrelson, S (1, 6) OBP: 0.381, SLG: 0.368	1B		F8		1B		CS BB	K		4	0	2	0	1	1	1
Ken Boswell, L (1, 4) OBP: 0.273, SLG: 0.300	SF9 3B		L6		4-1		BB 1-3 1-2 BB 1B	L9		5	2	2	0	0	0	3
Tommie Agee, R (1, 8) OBP: 0.286, SLG: 0.188	SF9 3-H		F2			6-3	1-3 1-2	4-0 1-2 BB		3	0	0	1	1	0	1
Rusty Staub, L (1, 9) OBP: 0.409, SLG: 0.278	1B			G6-4-3 1B		HR 1B	BB BB 1B IBB	K		4	2	3	0	1	1	2
Cleon Jones, R (1, 7) OBP: 0.421, SLG: 0.588	1-3			G6-4-3 1-2f		1-H HR	1-2 2-3 BB 1B			3	2	1	2	1	0	2
Jim Fregosi, R (1, 5) OBP: 0.368, SLG: 0.588		5-3		F8		HR	1-2 2-3 3-H BB 1B			3	1	1	2	1	0	0
Ed Kranepool, L (1, 3) OBP: 0.353, SLG: 0.500		F8			F8	5-3 BB	1-3 2-H 3-H 1B			3	0	1	2	1	0	0
Jerry Grote, R (1, 2) OBP: 0.375, SLG: 0.308		1B			E5 1B	5-3 1-2		E2 1B 2B		4	1	2	0	0	0	1
Gary Gentry, R (1, 1)		4-3			F7	6-3		BB 3-H 1B		1	0	0	0	0	0	1
Dave Marshall, L (5, PH)										1	0	0	0	0	0	1
Jon Matlack, L (6, 1) OBP: 0.500, SLG: 0.500										2	0	1	1	0	0	1
Inning Stats	R: 1 E: 0 K: 0 S: 5 H: 3 LOB: 1 BB: 0 P: 5	R: 0 E: 0 K: 0 S: 4 H: 1 LOB: 1 BB: 0 P: 4	R: 0 E: 0 K: 0 S: 3 H: 0 LOB: 0 BB: 0 P: 3	R: 0 E: 0 K: 0 S: 3 H: 1 LOB: 0 BB: 0 P: 3	R: 0 E: 1 K: 0 S: 5 H: 1 LOB: 2 BB: 0 P: 5	R: 3 E: 0 K: 0 S: 6 H: 3 LOB: 1 BB: 1 P: 10	R: 3 E: 0 K: 0 S: 3 H: 2 LOB: 2 BB: 4 P: 19	R: 1 E: 1 K: 2 S: 9 H: 2 LOB: 2 BB: 1 P: 13		1B: 9 2B: 1 3B: 1 HR: 2 SF: 1 SAC: 0 DP: 1 HBP: 0						

PITCHER		IP	WLS	BF	H	R	ER	SO	BB	IBB	HBP	BLK	WP	HR	S	P	ERA	WHIP
Milt Pappas, R ERA: 4.85	(1, 1)	5.1	L	24	9	4	4	0	0	0	0	0	0	2	24	24	6.75	1.688
Tom Phoebus, R ERA: 10.29	(6, 1)	1.1		9	1	3	3	0	4	1	0	0	0	0	4	24	20.25	3.750
Larry Gura, L ERA: 20.25	(7, 1)	1.1		7	3	1	1	2	1	0	0	0	0	0	10	14	6.75	3.000

PITCHER	IP	WLS	BF	H	R	ER	SO	BB	IBB	HBP	BLK	WP	HR	S	P	ERA	WHIP

BOTTOM

Chicago Cubs @ New York Mets

Shea Stadium, Flushing, NY

Sun Apr 23 1972, 3:33 AM EST

Unknown - 58 F

livebaseballscorecards.com

AB	33
R	8
H	13
RBI	8
BB	6
SO	2
LOB	13

WP: 0	PB: 0	SB: 0	CS: 1	PA: 40		

Batter	1	2	3	4	5	6	7	8	9	10	11	12	AB	R	H	RBI	BB	SO	LOB
Don Kessinger, S (1, 6) OBP: 0.167, SLG: 0.185	6-3		E4 2B 1B		BBBB 4-3 6-3 BB	3-1		SSS K			SH2-4 1-2		4	1	1	0	1	1	4
Jose Cardenal, R (1, 8) (6, 9) OBP: 0.314, SLG: 0.484	F9		2-H 2B		6-3 1-2		F7		F8		6-3		6	0	1	1	0	0	2
Billy Williams, L (1, 7) OBP: 0.257, SLG: 0.400	2B		F9		4-3 2-3		L9		SSS K		F7		6	0	1	0	0	1	3
Ron Santo, R (1, 5) OBP: 0.343, SLG: 0.452	F8			1B 2B 1B	F9		6-3		F7			4-3 2B	6	1	2	0	0	0	2
Jim Hickman, R (1, 9) (6, 3) OBP: 0.375, SLG: 0.375		P4		1-3 2B 1B		2B SF7 1B		FC6-4 1B		F8		4-3 2-3	6	2	3	0	0	0	1
Randy Hundley, R (1, 2) OBP: 0.480, SLG: 0.474		SSS K		1-H PB 3-H 2B		1-3 2B		F3		SSS K		P5	6	1	2	2	0	2	2
Carmen Fanzone, R (1, 3)		SSS K		F8	SF7			FC6-4 1-2f BB 1B		BBBB		IIII IBB	2	0	0	0	0	1	0
Rick Monday, L (6, PH) (6, 8) OBP: 0.458, SLG: 0.294				3-H	3-H					BB			1	1	0	1	2	0	1
Glenn Beckert, R (1, 4) OBP: 0.222, SLG: 0.182			B3-4 1B	SSS K	5-3			BBBB 1B 1-2 BB		P4		1-3	5	0	1	0	1	1	4
Bill Hands, R (1, 1) Joe Pepitone, L (6, PH) OBP: 0.182, SLG: 0.167 Dan McGinn, L (6, 1) OBP: 1.000, SLG: 1.000 Bill North, S (11, PH) OBP: 0.267, SLG: 0.267 Phil Regan, R (11, 1) Steve Hamilton, L (12, 1)			B3-4 1-2f	SSS K	IIII IBB			1-2 2-H 1B			SH2-4 1B		2 0 1 1 0 0	0 0 0 0 0 0	0 0 1 1 0 0	0 1 0 0 0 0	0 0 0 0 0 0	1 0 0 0 0 0	1 0 0 0 0 0
Inning Stats	R: 0 E: 0 K: 0 S: 4 H: 1 LOB: 1 BB: 0 P: 4	R: 0 E: 0 K: 2 S: 7 H: 0 LOB: 0 BB: 0 P: 7	R: 1 E: 1 K: 0 S: 5 H: 3 LOB: 1 BB: 0 P: 5	R: 3 E: 0 K: 2 S: 10 H: 3 LOB: 0 BB: 0 P: 10	R: 0 E: 0 K: 0 S: 3 H: 0 LOB: 1 BB: 1 P: 7	R: 1 E: 0 K: 0 S: 5 H: 2 LOB: 2 BB: 1 P: 9	R: 0 E: 0 K: 0 S: 3 H: 0 LOB: 0 BB: 0 P: 3	R: 1 E: 0 K: 1 S: 7 H: 2 LOB: 2 BB: 1 P: 11	R: 0 E: 0 K: 1 S: 5 H: 0 LOB: 0 BB: 0 P: 5	R: 0 E: 0 K: 1 S: 5 H: 0 LOB: 1 BB: 1 P: 9	R: 0 E: 0 K: 0 S: 4 H: 1 LOB: 1 BB: 0 P: 4	R: 0 E: 0 K: 0 S: 4 H: 1 LOB: 2 BB: 1 P: 8	1B: 8 2B: 6 3B: 0 HR: 0	SF: 1 SAC: 1 DP: 1 HBP: 0					

PITCHER		IP	WLS	BF	H	R	ER	SO	BB	IBB	HBP	BLK	WP	HR	S	P	ERA	WHIP
Jerry Koosman, L ERA: 7.45	(1, 1)	5.0		24	9	5	4	4	1	0	0	0	0	0	31	35	7.20	2.000
Chuck Taylor, R ERA:	(6, 1)	1.0		4	0	0	0	0	0	1	0	0	0	0	3	7	0.00	0.000
Tug McGraw, L ERA: 1.0	(7, 1)	5.0		20	3	1	1	3	2	0	0	0	0	0	24	32	1.80	1.000
Jim McAndrew, R ERA:	(12, 1)	1.0	W	5	1	0	0	0	0	1	0	0	0	0	4	8	0.00	1.000

PITCHER	IP	WLS	BF	H	R	ER	SO	BB	IBB	HBP	BLK	WP	HR	S	P	ERA	WHIP

TOP

Chicago Cubs @ New York Mets

Shea Stadium, Flushing, NY

Sun Apr 23 1972, 3:38 AM EST

Att. 30,789 - Unknown

livebaseballscorecards.com

AB	46
R	6
H	13
RBI	5
BB	5
SO	7
LOB	20

WP: 0 PB: 1 SB: 0 CS: 0 PA: 53

Batter	1	2	3	4	5	6	7	8	9	10	11	12	AB	R	H	RBI	BB	SO	LOB
Bud Harrelson, S (1, 6) OBP: 0.333, SLG: 0.320	4-3		FC2-6 G4-6-3 1-2f		4-3 1-2		5-3		L6		1B 1-2		6	0	1	0	0	0	2
Ken Boswell, L (1, 4) OBP: 0.214, SLG: 0.231	L4		G4-6-3 1-2f		F9		F8		4-3		L4-6 2-3		6	0	0	0	0	0	4
Tommie Agee, R (1, 8) OBP: 0.333, SLG: 0.273	4-3			2B 1B 1B	E5 BB 2-H 1B 1B		K SSS		4-3			1B 1B 1B	6	3	3	0	0	1	0
Rusty Staub, L (1, 9) OBP: 0.464, SLG: 0.391		4-3		1B 1-3 2B	1B 1-2 BB			K SSS		FC3-6 1B		FC5-4 1-3 1B	5	1	3	0	1	1	0
Cleon Jones, R (1, 7) OBP: 0.440, SLG: 0.609		2-3 2B		FC6-4 2-H 3-H 1B	1-2 2-H 1B			6-3		FC3-6 FC6-4 1-2f		FC5-4 1B IBB 1-2f	6	0	3	3	0	0	3
Jim Fregosi, R (1, 5) OBP: 0.320, SLG: 0.455	2-3 2-3			L9	5-3			E4 1B 2B		FC6-4 1-2f		1B 1-2 IBB	5	1	0	0	1	0	5
Ed Kranepool, L (1, 3) OBP: 0.364, SLG: 0.444 Jim Beauchamp, R (12, PH) OBP: 1.000, SLG: 1.000	IBB			F8		K SSS		1-2 2B 1B		F8		1B 1-2 2-3 3-H	4 1	1 0	1 1	0 1	1 0	1 0	2 0
Jerry Grote, R (1, 2) OBP: 0.333, SLG: 0.333	G3			FC6-4 1-2f		4-3		1-H 2-H 2B			4-3		5	0	1	2	0	0	3
Jerry Koosman, R (1, 1) OBP: 0.000, SLG: 0.500 Chuck Taylor, R (6, 1) Don Hahn, R (6, PH) Tug McGraw, R (7, 1) OBP: 0.000, SLG: 0.500 John Milner (11, PH) OBP: 0.333, SLG: 0.333 Jim McAndrew, R (12, 1)			E8 FC2-6		4-3 E 1B	K SSS		F8			L4-6 1B 1B		2 0 1 1 1 0	1 0 0 0 0 1	1 0 0 0 0 0	0 0 0 0 0 0	0 0 1 0 0 0	0 0 0 1 1 0	0 0 0 0 0 0
Inning Stats	R: 0 E: 0 K: 0 S: 3 H: 0 LOB: 0 BB: 0 P: 3	R: 0 E: 0 K: 0 S: 4 H: 1 LOB: 2 BB: 1 P: 8	R: 0 E: 1 K: 0 S: 3 H: 0 LOB: 0 BB: 0 P: 3	R: 2 E: 0 K: 0 S: 6 H: 3 LOB: 1 BB: 0 P: 6	R: 2 E: 1 K: 0 S: 6 H: 3 LOB: 2 BB: 1 P: 10	R: 0 E: 0 K: 2 S: 7 H: 0 LOB: 0 BB: 0 P: 7	R: 0 E: 0 K: 1 S: 5 H: 0 LOB: 0 BB: 0 P: 5	R: 2 E: 1 K: 1 S: 8 H: 2 LOB: 1 BB: 0 P: 8	R: 0 E: 0 K: 0 S: 3 H: 0 LOB: 0 BB: 0 P: 3	R: 0 E: 0 K: 0 S: 4 H: 1 LOB: 1 BB: 0 P: 4	R: 0 E: 0 K: 0 S: 4 H: 2 LOB: 1 BB: 0 P: 4	R: 1 E: 0 K: 0 S: 4 H: 3 LOB: 3 BB: 1 P: 8	1B: 12 2B: 4 3B: 0 HR: 0 SF: 0 SAC: 0 DP: 2 HBP: 0						

PITCHER		IP	WLS	BF	H	R	ER	SO	BB	IBB	HBP	BLK	WP	HR	S	P	ERA	WHIP
Bill Hands, R ERA: 5.87	(1, 1)	5.0		24	7	4	4	0	1	1	0	0	0	0	22	30	7.20	1.600
Dan McGinn, L ERA: 1.23	(6, 1)	5.0		19	3	2	0	4	0	0	0	0	0	0	27	27	0.00	0.600
Phil Regan, R ERA: 3.86	(11, 1)	1.1	L	7	4	1	1	0	0	0	0	0	0	0	7	7	6.75	3.000
Steve Hamilton, L ERA:	(12, 1)	0.0		2	1	0	0	0	0	1	0	0	0	0	1	5	∞	∞

PITCHER	IP	WLS	BF	H	R	ER	SO	BB	IBB	HBP	BLK	WP	HR	S	P	ERA	WHIP

Chicago Cubs @ New York Mets

Shea Stadium, Flushing, NY

Sun Apr 23 1972, 3:38 AM EST

Att. 30,789 - Unknown

BOTTOM

livebaseballscorecards.com

AB	49
R	7
H	15
RBI	6
BB	3
SO	4
LOB	20

WP: 0 PA: 52
PB: 0
SB: 0
CS: 0

Batter	1	2	3	4	5	6	7	8	9	AB	R	H	RBI	BB	SO	LOB
Bud Harrelson, S (1, 6) OBP: 0.300, SLG: 0.286	4-3		L9			SH1-4 (1-2)		4-3		3	0	0	0	0	0	0
Ken Boswell, L (1, 4) OBP: 0.219, SLG: 0.233	4-3			1B		L7		1-3		4	0	1	0	0	0	1
Tommie Agee, R (1, 8) OBP: 0.323, SLG: 0.269	4-3			K		PO (2-3)	1B, E, 1B	4-3		4	1	1	0	0	1	1
Rusty Staub, L (1, 9) OBP: 0.438, SLG: 0.370		K		P1			E, E (1-2), 1B		1-3	4	1	1	0	0	1	1
Cleon Jones, R (1, 7) OBP: 0.448, SLG: 0.560		5-3, HBP		K			F2 (1-3, 2-H)		FC4-6, 1B, BB	2	0	0	0	1	1	2
Jim Fregosi, R (1, 5) OBP: 0.310, SLG: 0.423		5-3 (1-2)			F8		F7		FC4-6 (1-2), 1B	4	0	1	0	0	0	2
Ed Kranepool, L (1, 3) OBP: 0.308, SLG: 0.364		F8			6-3		E9 (3-H)		FC4-6, FC6-4 (1-2f, 2-3)	4	0	0	0	0	0	3
Jerry Grote, R (1, 2) OBP: 0.320, SLG: 0.286			P4		5-3		IBB		FC6-4 (1-2f)	3	0	0	0	1	0	2
Buzz Capra, R (1, 1)			K			PO, SH1-4, BB	K			1	0	0	0	1	1	0
John Milner, L (7, PH) OBP: 0.250, SLG: 0.250										1	0	0	0	0	1	2
Chuck Taylor, R (7, 1)										0	0	0	0	0	0	0
Inning Stats	R: 0 E: 0 K: 0 S: 3 H: 0 LOB: 0 BB: 0 P: 3	R: 0 E: 0 K: 1 S: 5 H: 0 LOB: 1 BB: 0 P: 6	R: 0 E: 0 K: 1 S: 5 H: 0 LOB: 0 BB: 0 P: 5	R: 0 E: 0 K: 2 S: 8 H: 1 LOB: 1 BB: 0 P: 8	R: 0 E: 0 K: 0 S: 3 H: 0 LOB: 0 BB: 0 P: 3	R: 0 E: 0 K: 0 S: 2 H: 0 LOB: 0 BB: 1 P: 6	R: 2 E: 2 K: 1 S: 8 H: 2 LOB: 2 BB: 1 P: 12	R: 0 E: 0 K: 0 S: 3 H: 0 LOB: 0 BB: 0 P: 3	R: 0 E: 0 K: 0 S: 4 H: 1 LOB: 2 BB: 1 P: 8	1B: 4 2B: 0 3B: 0 HR: 0 SF: 0 SAC: 1 DP: 0 HBP: 1	WP: 0 PB: 0 SB: 0 CS: 0 PA: 36					

PITCHER		IP	WLS	BF	H	R	ER	SO	BB	IBB	HBP	BLK	WP	HR	S	P	ERA	WHIP
Steve Arlin, R ERA: 1.8	(1, 1)	7.0	L	27	3	2	0	5	1	1	1	0	0	0	34	43	0.00	0.571
Mike Caldwell, L ERA: 1.8	(8, 1)	2.0		8	1	0	0	0	1	0	0	0	0	0	7	11	0.00	1.000

PITCHER		IP	WLS	BF	H	R	ER	SO	BB	IBB	HBP	BLK	WP	HR	S	P	ERA	WHIP

TOP

New York Mets @ San Diego Padres

San Diego Stadium, San Diego, CA

Tue Apr 25 1972, 9:05 PM EST

Att. 5,588 - Unknown

livebaseballscorecards.com

AB	30
R	2
H	4
RBI	0
BB	3
SO	5
LOB	14

Batter	1	2	3	4	5	6	7	8	9	AB	R	H	RBI	BB	SO	LOB
Dave Campbell, R (1, 5) OBP: 0.222, SLG: 0.160	F3		4-3		P5 1-2		1-3			3	0	0	0	0	0	1
Cito Gaston, R (7, PH) OBP: 0.250, SLG: 0.300										1	0	0	0	0	0	1
Garry Jestadt, R (8, 5) OBP: 0.333, SLG: 0.333										0	0	0	0	0	0	0
Derrel Thomas, S (1, 4) OBP: 0.353, SLG: 0.310	4-3		4-3		P6			K		4	0	0	0	0	1	1
Johnny Jeter, R (1, 8) OBP: 0.448, SLG: 0.536	K		CS 1B			6-3		K		4	0	1	0	0	2	0
Nate Colbert, R (1, 3) OBP: 0.231, SLG: 0.514		HR	CS 1-2	F3		S 1B		E5		4	1	2	1	0	0	0
Leron Lee, L (1, 7) OBP: 0.292, SLG: 0.227		CS BB		L3		G1-6-3 1-2 BB		F7		2	0	0	0	2	0	1
Larry Stahl, L (1, 9) OBP: 0.200, SLG: 0.111		FC1-5 1B 1-2 BB		1B		G1-6-3 1-2f			4-3	3	0	1	0	1	0	2
Fred Kendall, R (1, 2) OBP: 0.273, SLG: 0.273		FC1-5 1-2 1B		6-3			F8		P6	4	0	1	0	0	0	1
Enzo Hernandez, R (1, 6) OBP: 0.200, SLG: 0.207		FC1-5 1-2 2-3f			E6 S		P4		F8	3	0	0	0	0	0	2
Jerry Morales, R (9, PH) OBP: 0.231, SLG: 0.231										1	0	0	0	0	0	0
Steve Arlin, R (1, 1) OBP: 0.400, SLG: 0.500		L7			K		2B			2	0	0	0	0	1	3
Ollie Brown, R (7, PH) OBP: 0.208, SLG: 0.217										1	0	1	0	0	0	0
Mike Caldwell, R (8, 1)										0	0	0	0	0	0	0
Inning Stats	R: 0 E: 0 K: 1 S: 5 H: 0 LOB: 0 BB: 0 P: 5	R: 1 E: 0 K: 0 S: 4 H: 2 LOB: 2 BB: 2 P: 12	R: 0 E: 0 K: 0 S: 3 H: 1 LOB: 0 BB: 0 P: 3	R: 0 E: 0 K: 0 S: 4 H: 1 LOB: 1 BB: 0 P: 4	R: 0 E: 1 K: 1 S: 6 H: 0 LOB: 1 BB: 0 P: 6	R: 0 E: 0 K: 0 S: 3 H: 1 LOB: 1 BB: 1 P: 7	R: 0 E: 0 K: 0 S: 4 H: 1 LOB: 1 BB: 0 P: 4	R: 0 E: 1 K: 2 S: 8 H: 0 LOB: 1 BB: 0 P: 8	R: 0 E: 0 K: 0 S: 3 H: 0 LOB: 0 BB: 0 P: 3	1B: 4 2B: 1 3B: 0 HR: 1	SF: 0 SAC: 0 DP: 1 HBP: 0						

PITCHER	IP	WLS	BF	H	R	ER	SO	BB	IBB	HBP	BLK	WP	HR	S	P	ERA	WHIP
Buzz Capra, R (1, 1) ERA: 1.13	6.0	W	24	5	1	1	2	3	0	0	0	0	1	25	37	1.50	1.333
Chuck Taylor, R (7, 1) ERA:	3.0	S	11	1	0	0	2	0	0	0	0	0	0	15	15	0.00	0.333

PITCHER	IP	WLS	BF	H	R	ER	SO	BB	IBB	HBP	BLK	WP	HR	S	P	ERA	WHIP

BOTTOM

New York Mets @ San Diego Padres

San Diego Stadium, San Diego, CA

Tue Apr 25 1972, 9:05 PM EST

Att. 5,588 - Unknown

livebaseballscorecards.com

AB	32
R	1
H	6
RBI	1
BB	3
SO	4
LOB	12

WP: 0 PB: 0 SB: 2 CS: 2 PA: 36

New York Mets @ San Diego Padres

San Diego Stadium, San Diego, CA

Wed Apr 26 1972, 9:05 PM EST

Att. 6,463 - Unknown

TOP

livebaseballscorecards.com

Batter	1	2	3	4	5	6	7	8	9	AB	R	H	RBI	BB	SO	LOB
Bud Harrelson, S (1, 6) OBP: 0.314, SLG: 0.281	4-3		P4		HBP	WP HR 1B	G1-4-3 1-2f			4	1	1	0	0	0	1
Ken Boswell, L (1, 4) OBP: 0.216, SLG: 0.229	BLK 1B		4-3		L3	F6 1-2			L8	5	0	1	0	0	0	3
Tommie Agee, R (1, 8) OBP: 0.333, SLG: 0.387	F7 1-2		P3			E7 1B HR 1B	2-H HR		F8	5	2	2	2	0	0	1
Rusty Staub, L (1, 9) OBP: 0.405, SLG: 0.323	IBB			SSS K		F2	F7		4-3	4	0	0	0	1	1	1
John Milner, L (1, 7) OBP: 0.375, SLG: 0.375	4-3			4-3		HR 2-3 1B	WP BB 1B			4	1	2	0	0	0	2
Jim Fregosi, R (1, 5) OBP: 0.333, SLG: 0.517		F9		F7		BBBB HR 1-H 3-H	4-0 WP 1-2 BB			3	1	1	3	1	0	0
Ed Kranepool, L (1, 3) OBP: 0.333, SLG: 0.385		1B			F5	HBP 1B	SSS K 1-2 2-3			4	0	2	0	0	1	2
Jerry Grote, R (1, 2) OBP: 0.310, SLG: 0.250		F2			6-3	H G5-4-3 1-2 HBP		F3		3	0	0	0	0	0	1
Tom Seaver, R (1, 1) OBP: 0.222, SLG: 0.333		SSS K				G5-4-3 1-2f		G1-4-3 1B		4	0	2	0	0	1	3
Inning Stats	R: 0 E: 0 K: 0 S: 4 H: 1 LOB: 2 BB: 1 P: 8	R: 0 E: 0 K: 1 S: 6 H: 1 LOB: 1 BB: 0 P: 6	R: 0 E: 0 K: 0 S: 3 H: 0 LOB: 0 BB: 0 P: 3	R: 0 E: 0 K: 1 S: 5 H: 0 LOB: 0 BB: 0 P: 5	R: 0 E: 0 K: 0 S: 4 H: 1 LOB: 2 BB: 0 P: 5	R: 3 E: 1 K: 0 S: 6 H: 4 LOB: 1 BB: 0 P: 7	R: 2 E: 0 K: 1 S: 8 H: 3 LOB: 2 BB: 1 P: 12	R: 0 E: 0 K: 0 S: 3 H: 1 LOB: 0 BB: 0 P: 3	R: 0 E: 0 K: 0 S: 3 H: 0 LOB: 0 BB: 0 P: 3	1B: 8 2B: 1 3B: 0 HR: 2	SF: 0 SAC: 0 DP: 2 HBP: 2						

	AB	36
	R	5
	H	11
	RBI	5
	BB	2
	SO	3
	LOB	14

WP: 2 PB: 0 SB: 0 CS: 0 PA: 40

PITCHER		IP	WLS	BF	H	R	ER	SO	BB	IBB	HBP	BLK	WP	HR	S	P	ERA	WHIP
Bill Greif, R ERA: 5.74	(1, 1)	5.1	L	26	7	3	3	2	0	1	2	1	0	1	27	33	5.06	1.312
Gary Ross, R ERA: 4.91	(6, 1)	0.2		1	0	0	0	0	0	0	0	0	0	0	1	1	0.00	0.000
Mike Corkins, R ERA: 6.0	(7, 1)	0.2		6	3	2	2	0	1	0	0	0	1	1	5	9	27.00	6.000
Mark Schaeffer, L ERA:	(7, 1)	1.1		4	1	0	0	1	0	0	0	0	1	0	6	6	0.00	0.750
Ron Taylor, R ERA: 9.0	(9, 1)	1.0		3	0	0	0	0	0	0	0	0	0	0	3	3	0.00	0.000

PITCHER	IP	WLS	BF	H	R	ER	SO	BB	IBB	HBP	BLK	WP	HR	S	P	ERA	WHIP

Batter	1	2	3	4	5	6	7	8	9	AB	R	H	RBI	BB	SO	LOB
Dave Campbell, R (1, 5) OBP: 0.226, SLG: 0.172	K		P5			F7		1B		4	0	1	0	0	1	0
Derrel Thomas, S (1, 4) OBP: 0.342, SLG: 0.333	2B			L7		G3		L9		4	0	1	0	0	0	1
Johnny Jeter, R (1, 8) OBP: 0.394, SLG: 0.469	F8			K			K	F8		4	0	0	0	0	2	2
Ron Taylor, R (9, 1)										0	0	0	0	0	0	0
Nate Colbert, R (1, 3) OBP: 0.233, SLG: 0.488	6-3			F7			6-3		FC4-6 1B	4	0	1	0	0	0	1
Leron Lee, L (1, 7) OBP: 0.321, SLG: 0.269		F7			FC1-6 1B		1B 1B 1B		FC4-6 1-2f	4	1	2	0	0	0	1
Larry Stahl, L (1, 9) OBP: 0.208, SLG: 0.136		K			FC1-6 5-3 1-2f		1B 1-3 1B		F7	4	0	1	0	0	1	2
Bob Barton, R (1, 2) OBP: 0.179, SLG: 0.179		5-3			5-3 1-2		1-2 3-H 1B		K	4	0	1	1	0	1	2
Enzo Hernandez, R (1, 6) OBP: 0.188, SLG: 0.194			B1-3		L9		F2			2	0	0	0	0	0	1
Ollie Brown, R (7, PH) OBP: 0.200, SLG: 0.208										1	0	0	0	0	0	2
Rafael Robles, R (8, 6) OBP: 0.167, SLG: 0.167										0	0	0	0	0	0	0
Bill Greif, R (1, 1) Gary Ross, R (6, 1) Don Mason, L (6, PH) Mike Corkins, R (7, 1) Mark Schaeffer, L (7, 1) Jerry Morales, R (8, PH) OBP: 0.214, SLG: 0.214 (9, 8)			K			F9		F7		1 0 1 0 0 1	0 0 0 0 0 0	0 0 0 0 0 0	0 0 0 0 0 0	0 0 0 0 0 0	1 0 0 0 0 0	0 0 0 0 0 0
Inning Stats	R: 0 E: 0 K: 1 S: 6 H: 1 LOB: 1 BB: 0 P: 6	R: 0 E: 0 K: 1 S: 5 H: 0 LOB: 0 BB: 0 P: 5	R: 0 E: 0 K: 1 S: 5 H: 0 LOB: 0 BB: 0 P: 5	R: 0 E: 0 K: 1 S: 5 H: 0 LOB: 0 BB: 0 P: 5	R: 0 E: 0 K: 0 S: 4 H: 1 LOB: 1 BB: 0 P: 4	R: 0 E: 0 K: 0 S: 3 H: 0 LOB: 0 BB: 0 P: 3	R: 1 E: 0 K: 1 S: 8 H: 3 LOB: 2 BB: 0 P: 8	R: 0 E: 0 K: 0 S: 4 H: 1 LOB: 1 BB: 0 P: 4	R: 0 E: 0 K: 1 S: 6 H: 1 LOB: 1 BB: 0 P: 6	1B: 6 2B: 1 3B: 0 HR: 0 SF: 0 SAC: 0 DP: 0 HBP: 0						

PITCHER	IP	WLS	BF	H	R	ER	SO	BB	IBB	HBP	BLK	WP	HR	S	P	ERA	WHIP
Tom Seaver, R (1, 1) ERA: 0.38	9.0	W	34	7	1	1	6	0	0	0	0	0	0	46	46	1.00	0.778

PITCHER	IP	WLS	BF	H	R	ER	SO	BB	IBB	HBP	BLK	WP	HR	S	P	ERA	WHIP

BOTTOM

New York Mets @ San Diego Padres

San Diego Stadium, San Diego, CA

Wed Apr 26 1972, 9:05 PM EST

Att. 6,463 - Unknown

livebaseballscorecards.com

AB	34
R	1
H	7
RBI	1
BB	0
SO	6
LOB	12

WP: 0 PA: 34
PB: 0
SB: 0
CS: 0

Batter	1	2	3	4	5	6	7	8	9	AB	R	H	RBI	BB	SO	LOB
Bud Harrelson, S (1, 6) OBP: 0.300, SLG: 0.297	P4		5-3		5-3		2B		F8 2-3	5	0	1	0	0	0	1
Ted Martinez, R (1, 4)	K		F8			L5	F6			4	0	0	0	0	1	1
Tommie Agee, R (1, 8) OBP: 0.325, SLG: 0.400	F8		P4			4-3 1B 2B		K		4	1	1	0	0	1	0
Rusty Staub, L (1, 9) OBP: 0.415, SLG: 0.429		HR		F8		4-3 2-3		BB 1B		4	1	2	1	0	0	1
Cleon Jones, R (1, 7) OBP: 0.455, SLG: 0.536		K		F9		1B 3-H		G6-4-3 1-2 BB		3	0	1	1	1	1	0
Jim Fregosi, R (1, 5) OBP: 0.351, SLG: 0.500		3B BB		1B		5-3		G6-4-3 1-2f		3	1	1	0	1	0	3
Jim Beauchamp, R (1, 3) OBP: 0.250, SLG: 0.250 Ed Kranepool, L (8, 3) OBP: 0.323, SLG: 0.370		F8		F9			P3		L8	3 1	0 0	0 0	0 0	0 0	0 0	2 0
Jerry Grote, R (1, 2) OBP: 0.364, SLG: 0.500		3B			6-3		HR		WP SH2-3 1B	4	1	3	2	0	0	0
Gary Gentry, R (1, 1) Tug McGraw, R (8, 1) OBP: 0.500, SLG: 0.500		K			1-3		K		SH2-3 1-2	3 0	0 0	0 0	0 0	0 0	2 0	1 0
Inning Stats	R: 0 E: 0 K: 1 S: 5 H: 0 LOB: 0 BB: 0 P: 5	R: 2 E: 0 K: 2 S: 9 H: 2 LOB: 1 BB: 1 P: 13	R: 0 E: 0 K: 0 S: 3 H: 0 LOB: 0 BB: 0 P: 3	R: 0 E: 0 K: 0 S: 4 H: 1 LOB: 1 BB: 0 P: 4	R: 0 E: 0 K: 0 S: 3 H: 0 LOB: 0 BB: 0 P: 3	R: 1 E: 0 K: 0 S: 5 H: 2 LOB: 1 BB: 0 P: 5	R: 1 E: 0 K: 1 S: 7 H: 2 LOB: 1 BB: 0 P: 7	R: 0 E: 0 K: 1 S: 5 H: 1 LOB: 1 BB: 1 P: 9	R: 0 E: 0 K: 0 S: 4 H: 1 LOB: 1 BB: 0 P: 4	1B: 4 2B: 2 3B: 1 HR: 2 SF: 0 SAC: 1 DP: 1 HBP: 0						

PITCHER		IP	WLS	BF	H	R	ER	SO	BB	IBB	HBP	BLK	WP	HR	S	P	ERA	WHIP
Fred Norman, L ERA: 3.5	(1, 1)	7.0	L	29	7	4	4	4	1	0	0	0	0	2	36	40	5.14	1.143
Gary Ross, R ERA: 3.18	(8, 1)	2.0		8	2	0	0	1	1	0	0	0	1	0	9	13	0.00	1.500

PITCHER		IP	WLS	BF	H	R	ER	SO	BB	IBB	HBP	BLK	WP	HR	S	P	ERA	WHIP

TOP

New York Mets @ San Diego Padres

San Diego Stadium, San Diego, CA

Thu Apr 27 1972, 9:05 PM EST

Att. 4,459 - Unknown

livebaseballscorecards.com

AB	34
R	4
H	9
RBI	4
BB	2
SO	5
LOB	9

WP: 1 PB: 0 SB: 0 CS: 0 PA: 37

BOTTOM

New York Mets @ San Diego Padres

San Diego Stadium, San Diego, CA

Thu Apr 27 1972, 9:05 PM EST

Att. 4,459 - Unknown

Batter	1	2	3	4	5	6	7	8	9	AB	R	H	RBI	BB	SO	LOB
Derrel Thomas, S (1, 4) OBP: 0.333, SLG: 0.306	BBBB 4-0 CS BB		SSS 0-3 ① K		x 0-0 ③ 4-3		SSS 0-3 ③ K			3	0	0	0	1	2	4
Enzo Hernandez, R (1, 6) OBP: 0.194, SLG: 0.229	x 0-0 ①② G3 1-2		x 0-0 ② L8			x 0-0 ① 6-3		x 0-0 5-3 SF7 2B		4	1	1	0	0	0	1
Johnny Jeter, R (1, 8) OBP: 0.351, SLG: 0.417	SSS 0-3 ③ K		SSS 0-3 ③ K			x 0-0 ② 6-3		x 0-0 ① 5-3 2-3		4	0	0	0	0	2	1
Nate Colbert, R (1, 3) OBP: 0.234, SLG: 0.500		x 0-0 WP 6-3 2B		x 0-0 ① 5-3		x 0-0 ③ F8		x 0-0 ② SF7 3-H		3	1	1	1	0	0	0
Cito Gaston, R (1, 7) OBP: 0.250, SLG: 0.261		BBBB 4-0 6-3 WP 2B BB		x 0-0 ② 4-3			x 0-0 ① 6-3	x 0-0 ③ L5		3	1	0	0	1	0	0
Ollie Brown, R (1, 9) OBP: 0.207, SLG: 0.214		x 0-0 ① 6-3 1-3 2-H		x 0-0 ③ 6-3			x 0-0 ② F2		x 0-0 SH3-4 1B	4	0	1	1	0	0	1
Dave Campbell, R (1, 5) OBP: 0.265, SLG: 0.250		x 0-0 3-H 2B			SSS 0-3 ① K		x 0-0 1B 1B 1B		x 0-0 ① SH3-4 1-2	3	0	2	1	0	1	0
Bob Barton, R (1, 2) OBP: 0.226, SLG: 0.200 Don Mason, L (7, PR) Fred Kendall, R (8, 2) OBP: 0.250, SLG: 0.250	SSS 0-3 ② K				BBBB 4-0 FC5-6 BB		x 0-0 1B 1-2 1B		SSS 0-3 ② K	2	0	1	0	1	1	1
										0	0	0	0	0	0	0
										1	0	0	0	0	1	1
Fred Norman, S (1, 1) OBP: 0.200, SLG: 0.200 Leron Lee, L (7, PH) OBP: 0.345, SLG: 0.296 Gary Ross, R (8, 1) Jerry Morales, R (9, PH) OBP: 0.200, SLG: 0.200		x 0-0 ③ F8			x 0-0 ② FC5-6 1-2f		x 0-0 1-2 2-3 1B		SSS 0-3 ③ K	2	0	0	0	0	0	2
										1	0	1	0	0	0	0
										0	0	0	0	0	0	0
										1	0	0	0	0	1	1
Inning Stats	R: 0 E: 0 K: 1 S: 4 H: 0 LOB: 0 BB: 1 P: 8	R: 2 E: 0 K: 1 S: 7 H: 2 LOB: 1 BB: 1 P: 11	R: 0 E: 0 K: 2 S: 7 H: 0 LOB: 0 BB: 0 P: 7	R: 0 E: 0 K: 0 S: 3 H: 0 LOB: 0 BB: 0 P: 3	R: 0 E: 0 K: 1 S: 5 H: 0 LOB: 1 BB: 1 P: 9	R: 0 E: 0 K: 0 S: 3 H: 0 LOB: 0 BB: 0 P: 3	R: 0 E: 0 K: 1 S: 8 H: 3 LOB: 3 BB: 0 P: 8	R: 1 E: 0 K: 0 S: 4 H: 1 LOB: 0 BB: 0 P: 4	R: 0 E: 0 K: 2 S: 8 H: 1 LOB: 1 BB: 0 P: 8	1B: 4 2B: 3 3B: 0 HR: 0	SF: 1 SAC: 1 DP: 0 HBP: 0						

	AB	31
	R	3
	H	7
	RBI	3
	BB	3
	SO	8
	LOB	12

WP: 1 PB: 0 SB: 0 CS: 1 PA: 36

livebaseballscorecards.com

PITCHER		IP	WLS	BF	H	R	ER	SO	BB	IBB	HBP	BLK	WP	HR	S	P	ERA	WHIP
Gary Gentry, R ERA: 2.0	(1, 1)	7.0	W	29	6	3	3	6	3	0	0	0	1	0	38	50	3.86	1.286
Tug McGraw, L ERA: 0.82	(8, 1)	2.0	S	7	1	0	0	2	0	0	0	0	0	0	11	11	0.00	0.500

PITCHER	IP	WLS	BF	H	R	ER	SO	BB	IBB	HBP	BLK	WP	HR	S	P	ERA	WHIP

New York Mets @ Los Angeles Dodgers

Dodger Stadium, Los Angeles, CA

Fri Apr 28 1972, 6:05 PM PST

Att. 51,210 - Unknown

TOP

livebaseballscorecards.com

Batter	1	2	3	4	5	6	7	8	9	AB	R	H	RBI	BB	SO	LOB
Bud Harrelson, S (1, 6) OBP: 0.295, SLG: 0.293	G3		F8			4-3		HR, 1B; 1-2, 2-3		4	1	1	0	0	0	0
Ken Boswell, L (1, 4) OBP: 0.268, SLG: 0.243	BB; G4-6-3		BB; G5-4-3			G3		HR; 1-2, 2-3, 3-H		2	1	1	1	2	0	0
Tommie Agee, R (1, 8) OBP: 0.318, SLG: 0.462	G4-6-3; 1-2f		G5-4-3; 1-2f			K		HR; 1-H, 2-H, 3-H		4	1	1	4	0	1	2
Rusty Staub, L (1, 9) OBP: 0.378, SLG: 0.385		4-3		L7			G3	4-3		4	0	0	0	0	0	0
Cleon Jones, R (1, 7) OBP: 0.432, SLG: 0.500		1B; 1B		F9			5-3	F8		4	1	1	0	0	0	0
Jim Fregosi, R (1, 5) OBP: 0.341, SLG: 0.472		1B; 1-3		6-3			K		5-3	4	0	1	0	0	1	0
Ed Kranepool, L (1, 3) OBP: 0.314, SLG: 0.355		1B; 1-2, 3-H			F9			F8	K	4	0	1	1	0	1	0
Jerry Grote, R (1, 2) OBP: 0.378, SLG: 0.500		K			F7			1B, SH, 1B	1B	4	1	2	0	0	1	2
Jon Matlack, L (1, 1) OBP: 0.200, SLG: 0.200		K			K			SH; 1B, 1B; HR; 1-2	2-3	3	1	0	0	0	2	3
Inning Stats	R: 0 E: 0 K: 0 S: 2 H: 0 LOB: 0 BB: 1 P: 6	R: 1 E: 0 K: 2 S: 10 H: 3 LOB: 2 BB: 0 P: 10	R: 0 E: 0 K: 0 S: 2 H: 0 LOB: 0 BB: 1 P: 6	R: 0 E: 0 K: 0 S: 3 H: 0 LOB: 0 BB: 0 P: 3	R: 0 E: 0 K: 1 S: 5 H: 0 LOB: 0 BB: 0 P: 5	R: 0 E: 0 K: 1 S: 5 H: 0 LOB: 0 BB: 0 P: 5	R: 0 E: 0 K: 1 S: 5 H: 0 LOB: 0 BB: 0 P: 5	R: 5 E: 0 K: 0 S: 8 H: 4 LOB: 0 BB: 0 P: 8	R: 0 E: 0 K: 1 S: 6 H: 1 LOB: 1 BB: 0 P: 6	1B: 7 2B: 0 3B: 0 HR: 1	SF: 0 SAC: 1 DP: 2 HBP: 0						

	AB	33
	R	6
	H	8
	RBI	6
	BB	2
	SO	6
	LOB	7

PITCHER		IP	WLS	BF	H	R	ER	SO	BB	IBB	HBP	BLK	WP	HR	S	P	ERA	WHIP
Bill Singer, R (1, 1) ERA: 2.7		7.1	L	29	6	5	5	5	2	0	0	0	0	0	37	45	6.14	1.091
Jim Brewer, L (8, 1) ERA: 1.17		1.2		7	2	1	1	1	0	0	0	0	0	1	9	9	5.40	1.200

PITCHER	IP	WLS	BF	H	R	ER	SO	BB	IBB	HBP	BLK	WP	HR	S	P	ERA	WHIP

Batter	1	2	3	4	5	6	7	8	9	AB	R	H	RBI	BB	SO	LOB
Wes Parker, S (1, 3) OBP: 0.419, SLG: 0.378	L6		1B		F8			1B		4	0	2	0	0	0	0
Manny Mota, R (1, 7) OBP: 0.333, SLG: 0.484	K		F9			F9		L6		4	0	0	0	0	1	2
Willie Davis, L (1, 8) OBP: 0.316, SLG: 0.426	K		L8			G3		F8		4	0	0	0	0	1	2
Frank Robinson, R (1, 9) OBP: 0.310, SLG: 0.289		F9	P4			K		5-3		4	0	0	0	0	1	2
Jim Lefebvre, S (1, 4) OBP: 0.365, SLG: 0.510		P4		F9			E9 2B		F8	4	0	1	0	0	0	0
Steve Garvey, R (1, 5) OBP: 0.333, SLG: 0.419		1B 1B 1B		L7			P3		6-3	4	1	1	0	0	0	1
Dick Dietz, R (1, 2) OBP: 0.231, SLG: 0.167		1B 1-3 1B		6-3			1-3		5-3	4	0	1	0	0	0	1
Bill Russell, R (1, 6) OBP: 0.444, SLG: 0.375		1-2 3-H 1B			6-3		IBB			2	0	1	1	1	0	0
Bill Singer, R (1, 1) OBP: 0.111, SLG: 0.111 Jim Brewer, L (8, 1)		K			6-3		G1			3 0	0 0	0 0	0 0	0 0	1 0	4 0
Inning Stats	R: 0 H: 0 E: 0 LOB: 0 K: 2 BB: 0 S: 7 P: 7	R: 1 H: 3 E: 0 LOB: 2 K: 1 BB: 0 S: 8 P: 8	R: 0 H: 1 E: 0 LOB: 1 K: 0 BB: 0 S: 4 P: 4	R: 0 H: 0 E: 0 LOB: 0 K: 0 BB: 0 S: 3 P: 3	R: 0 H: 0 E: 0 LOB: 0 K: 0 BB: 0 S: 3 P: 3	R: 0 H: 0 E: 0 LOB: 0 K: 1 BB: 0 S: 5 P: 5	R: 0 H: 1 E: 1 LOB: 2 K: 0 BB: 1 S: 4 P: 8	R: 0 H: 1 E: 0 LOB: 1 K: 0 BB: 0 S: 4 P: 4	R: 0 H: 0 E: 0 LOB: 0 K: 0 BB: 0 S: 3 P: 3	1B: 5 2B: 1 3B: 0 HR: 0	SF: 0 SAC: 0 DP: 0 HBP: 0						

PITCHER	IP	WLS	BF	H	R	ER	SO	BB	IBB	HBP	BLK	WP	HR	S	P	ERA	WHIP
Jon Matlack, L (1, 1) ERA: 1.2	9.0	W	34	6	1	1	4	0	1	0	0	0	0	41	45	1.00	0.667

PITCHER	IP	WLS	BF	H	R	ER	SO	BB	IBB	HBP	BLK	WP	HR	S	P	ERA	WHIP

BOTTOM

New York Mets @ Los Angeles Dodgers

Dodger Stadium, Los Angeles, CA

Fri Apr 28 1972, 6:05 PM PST

Att. 51,210 - Unknown

livebaseballscorecards.com

AB	33
R	1
H	6
RBI	1
BB	1
SO	4
LOB	12

WP: 0 PA: 34
PB: 0
SB: 0
CS: 0

Batter	1	2	3	4	5	6	7	8	9	AB	R	H	RBI	BB	SO	LOB
Bud Harrelson, S (1, 6) OBP: 0.313, SLG: 0.311	F9		1B	G6-4-3 1B				6-3		4	0	2	0	0	0	0
Ted Martinez, R (1, 4) OBP: 0.250, SLG: 0.375	WP 1B 2B		1-3 G6-4-3 1B	P5				K		4	1	2	0	0	1	1
Tommie Agee, R (1, 8) OBP: 0.292, SLG: 0.419	6-3		1-2f G6-4-3	1-2f G6-4-3				6-3		4	0	0	0	0	0	4
Rusty Staub, L (1, 9) OBP: 0.408, SLG: 0.419	2-H 1B			BB 1B FC1-2 1B		F7			5-3-5 1B	4	0	3	1	0	0	0
Cleon Jones, R (1, 7) OBP: 0.439, SLG: 0.500	K			1-2 FC1-2 BB 1B		1-3			1-2 5-3-5 1B	4	0	2	0	0	1	1
Jim Fregosi, R (1, 5) OBP: 0.333, SLG: 0.436		1-3		1-2 2-3 FC1-2 BB		L9			1-2 2-3f 5-3-5	3	0	0	0	1	0	2
Jim Beauchamp, R (1, 3) OBP: 0.125, SLG: 0.125		L7		1-2 2-3 3-Hf FC1-2			5-3		K	4	0	0	0	0	1	4
Jerry Grote, R (1, 2) OBP: 0.350, SLG: 0.457		4-3		K			F8			3	0	0	0	0	1	3
Jerry Koosman, R (1, 1) OBP: 0.500, SLG: 0.500			G3	P6			6-3			0	0	0	0	0	0	0
Jim McAndrew, R (1, 1)										1	0	0	0	0	0	0
Don Hahn, R (4, PH)										1	0	0	0	0	0	3
Danny Frisella, L (4, 1)										0	0	0	0	0	0	0
Dave Marshall, L (7, PH)										1	0	0	0	0	0	0
Chuck Taylor, R (7, 1)										0	0	0	0	0	0	0
Inning Stats	R: 1 E: 0 K: 1 S: 7 H: 2 LOB: 1 BB: 0 P: 7	R: 0 E: 0 K: 0 S: 3 H: 0 LOB: 0 BB: 0 P: 3	R: 0 E: 0 K: 0 S: 4 H: 2 LOB: 1 BB: 0 P: 4	R: 0 E: 0 K: 1 S: 7 H: 2 LOB: 3 BB: 1 P: 11	R: 0 E: 0 K: 0 S: 3 H: 1 LOB: 0 BB: 0 P: 3	R: 0 E: 0 K: 0 S: 3 H: 0 LOB: 0 BB: 0 P: 3	R: 0 E: 0 K: 0 S: 3 H: 0 LOB: 0 BB: 0 P: 3	R: 0 E: 0 K: 1 S: 5 H: 0 LOB: 0 BB: 0 P: 5	R: 0 E: 0 K: 1 S: 6 H: 2 LOB: 1 BB: 0 P: 6	1B: 8 2B: 2 3B: 0 HR: 0 SF: 0 SAC: 0 DP: 3 HBP: 0						

PITCHER	IP	WLS	BF	H	R	ER	SO	BB	IBB	HBP	BLK	WP	HR	S	P	ERA	WHIP
Tommy John, L (1, 1) ERA: 1.57	9.0	W	34	9	1	1	4	1	0	0	0	1	0	41	45	1.00	1.111

PITCHER	IP	WLS	BF	H	R	ER	SO	BB	IBB	HBP	BLK	WP	HR	S	P	ERA	WHIP

TOP

New York Mets @ Los Angeles Dodgers

Dodger Stadium, Los Angeles, CA

Sat Apr 29 1972, 7:05 PM PST

Att. 30,244 - Unknown

livebaseballscorecards.com

AB	33
R	1
H	9
RBI	1
BB	1
SO	4
LOB	18

WP: 1 PA: 34
PB: 0
SB: 0
CS: 0

Batter	1	2	3	4	5	6	7	8	9	AB	R	H	RBI	BB	SO	LOB
Wes Parker, S (1, 3) OBP: 0.396, SLG: 0.357 Bill Buckner, L (9, 3) OBP: 0.238, SLG: 0.211	4-3	4-3		F7			5-3	1B, 1B, 1B 3-H		5 0	1 0	1 0	1 0	0 0	0 0	0 0
Manny Mota, R (1, 7) OBP: 0.342, SLG: 0.472	HR, 1B	5-3		G3			1-3	1B, 1B 1-2		5	2	2	0	0	0	0
Willie Davis, L (1, 8) OBP: 0.339, SLG: 0.492	HR 1-H	K S S S			3-1		1B, 1B, 1B	1B, 1B 1-3 2-H		5	3	3	3	0	1	0
Frank Robinson, R (1, 9) OBP: 0.348, SLG: 0.405 Willie Crawford, L (8, 9) OBP: 0.313, SLG: 0.700	HR		P6		L9-3, 1B		1B 1-2	1B 1-3 3-H		4 1	1 0	3 1	1 1	0 0	0 0	0 0
Jim Lefebvre, S (1, 4) OBP: 0.386, SLG: 0.537 Bobby Valentine, R (8, PR) (9, 4)	2B, 2B		F7		L9-3 1-2		1-3 2-H	1-3 3-H		5 0	1 0	3 0	2 0	0 0	0 0	1 0
Steve Garvey, R (1, 5) OBP: 0.320, SLG: 0.396	6-3		S, 1B			P5	4-3	F7		5	1	1	0	0	0	5
Dick Dietz, R (1, 2) OBP: 0.353, SLG: 0.333	2-H 2B		1-H 1B			P3		B B B B B5-6-3, 1B, 1B BB		3	1	2	2	1	0	0
Bill Russell, R (1, 6) OBP: 0.538, SLG: 0.727	I I I IBB		S S S			HR		1-2 B5-6-3 1B		3	1	2	1	1	1	1
Tommy John, R (1, 1) OBP: 0.100, SLG: 0.100	S S S			P4		2-3		1-2f 2-3 B5-6-3		4	0	0	0	0	1	4
Inning Stats	R: 4 E: 0 K: 1 S: 10 H: 5 LOB: 2 BB: 1 P: 14	R: 0 E: 0 K: 1 S: 5 H: 0 LOB: 0 BB: 0 P: 5	R: 1 E: 0 K: 1 S: 7 H: 2 LOB: 1 BB: 0 P: 7	R: 0 E: 0 K: 0 S: 3 H: 0 LOB: 0 BB: 0 P: 3	R: 0 E: 0 K: 0 S: 3 H: 1 LOB: 0 BB: 0 P: 3	R: 1 E: 0 K: 0 S: 4 H: 1 LOB: 0 BB: 0 P: 4	R: 1 E: 0 K: 0 S: 6 H: 3 LOB: 2 BB: 0 P: 6	R: 4 E: 0 K: 0 S: 8 H: 6 LOB: 2 BB: 1 P: 12		1B: 13 2B: 3 3B: 0 HR: 3 SF: 0 SAC: 0 DP: 2 HBP: 0						

PITCHER		IP	WLS	BF	H	R	ER	SO	BB	IBB	HBP	BLK	WP	HR	S	P	ERA	WHIP
Jerry Koosman, L ERA: 10.45	(1, 1)	0.2	L	7	5	4	4	0	0	0	0	0	0	2	7	7	54.00	7.500
Jim McAndrew, R ERA: 2.7	(1, 1)	2.1		10	2	1	1	3	0	1	0	0	0	0	15	19	3.86	0.857
Danny Frisella, R ERA: 3.0	(4, 1)	3.0		10	2	1	1	0	0	0	0	0	0	1	10	10	3.00	0.667
Chuck Taylor, R ERA: 6.14	(7, 1)	2.0		15	9	5	5	0	1	0	0	0	0	0	14	18	22.50	5.000

PITCHER	IP	WLS	BF	H	R	ER	SO	BB	IBB	HBP	BLK	WP	HR	S	P	ERA	WHIP

BOTTOM

New York Mets @ Los Angeles Dodgers

Dodger Stadium, Los Angeles, CA

Sat Apr 29 1972, 7:05 PM PST

Att. 30,244 - Unknown

livebaseballscorecards.com

AB	40
R	11
H	18
RBI	11
BB	2
SO	3
LOB	11

WP: 0 PA: 42
PB: 0
SB: 1
CS: 0

Batter	1	2	3	4	5	6	7	8	9	AB	R	H	RBI	BB	SO	LOB
Bud Harrelson, S (1, 6) OBP: 0.308, SLG: 0.306	F5	F8			1B			P3		4	0	1	0	0	0	2
Ken Boswell, L (1, 4) OBP: 0.311, SLG: 0.275	BB		F8		1-2 1B			1B		3	0	2	0	1	0	0
Tommie Agee, R (1, 8) OBP: 0.294, SLG: 0.413	FC6-4 1-3 1B		6-3		3-1			K		3	0	1	0	0	0	2
Don Hahn, R (7, 8)										1	0	0	0	0	1	1
Rusty Staub, L (1, 9) OBP: 0.377, SLG: 0.383	K		F7			F7		L8		4	0	0	0	0	1	3
Cleon Jones, R (1, 7) OBP: 0.409, SLG: 0.462	FC6-4 1-2f			K		L9			G6-3 1B	3	0	0	0	0	1	2
John Milner, L (7, 7) OBP: 0.444, SLG: 0.444										1	0	1	0	0	0	0
Jim Fregosi, R (1, 5) OBP: 0.327, SLG: 0.419		G3 1B		F2		K			F3	4	0	1	0	0	1	1
Ed Kranepool, L (1, 3) OBP: 0.282, SLG: 0.314		P6		F8			F7		G6-3 1-2f	4	0	0	0	0	0	2
Duffy Dyer, R (1, 2) OBP: 0.333, SLG: 0.333		G3 1-2 1B			K		K			3	0	1	0	0	2	0
Buzz Capra, R (1, 1)		G3 1-2 2-3			4-3		4-3			1	0	0	0	0	0	2
Ray Sadecki, L (4, 1)										1	0	0	0	0	0	0
Wayne Garrett, L (7, PH)										1	0	0	0	0	0	0
Jerry Koosman, R (7, 1) OBP: 0.500, SLG: 0.500										0	0	0	0	0	0	0
Chuck Taylor, R (8, 1)										0	0	0	0	0	0	0
Inning Stats	R: 0 E: 0 K: 1 S: 6 H: 1 LOB: 2 BB: 1 P: 10	R: 0 E: 0 K: 0 S: 5 H: 2 LOB: 2 BB: 0 P: 5	R: 0 E: 0 K: 0 S: 3 H: 0 LOB: 0 BB: 0 P: 3	R: 0 E: 0 K: 1 S: 5 H: 0 LOB: 0 BB: 0 P: 5	R: 0 E: 0 K: 1 S: 7 H: 2 LOB: 2 BB: 0 P: 7	R: 0 E: 0 K: 1 S: 5 H: 0 LOB: 0 BB: 0 P: 5	R: 0 E: 0 K: 1 S: 5 H: 0 LOB: 0 BB: 0 P: 5	R: 0 E: 0 K: 1 S: 6 H: 1 LOB: 1 BB: 0 P: 6	R: 0 E: 0 K: 0 S: 3 H: 1 LOB: 0 BB: 0 P: 3	1B: 7 2B: 0 3B: 0 HR: 0	SF: 0 SAC: 0 DP: 1 HBP: 0						

PITCHER	IP	WLS	BF	H	R	ER	SO	BB	IBB	HBP	BLK	WP	HR	S	P	ERA	WHIP
Don Sutton, R (1, 1) ERA: 0.55	9.0	W	34	7	0	0	6	1	0	0	0	0	0	45	49	0.00	0.889

PITCHER	IP	WLS	BF	H	R	ER	SO	BB	IBB	HBP	BLK	WP	HR	S	P	ERA	WHIP

New York Mets @ Los Angeles Dodgers

Dodger Stadium, Los Angeles, CA

Sun Apr 30 1972, 3:33 AM PDT

Att. 21,989 - Unknown

TOP

livebaseballscorecards.com

AB	33
R	0
H	7
RBI	0
BB	1
SO	6
LOB	15

WP: 0 PB: 0 SB: 0 CS: 0 PA: 34

Batter	1	2	3	4	5	6	7	8	9	AB	R	H	RBI	BB	SO	LOB
Wes Parker, S (1, 3) OBP: 0.404, SLG: 0.356	F8		1B	BB		5-3				3	1	1	0	1	0	0
Bill Buckner, L (1, 9) OBP: 0.240, SLG: 0.217	G3		P5	1-2 WP 1B			1-3			4	1	1	0	0	0	1
Willie Davis, L (1, 8) OBP: 0.348, SLG: 0.492	1B		F7	1-H 2-H 1B			F5			4	0	2	2	0	0	1
Jim Lefebvre, S (1, 4) OBP: 0.361, SLG: 0.500 Bobby Valentine, R (8, 4)	F8		4-3	F8			S S S K			4 0	0 0	0 0	0 0	0 0	1 0	3 0
Willie Crawford, L (1, 7) OBP: 0.306, SLG: 0.676		1B 2B		4-3	4-3			S S S K		4	1	1	0	0	1	0
Steve Garvey, R (1, 5) OBP: 0.352, SLG: 0.423		1-3 2B 2-H 1B		1B HR 1B	P6			FC6-4 1B		4	2	3	1	0	0	0
Duke Sims, L (1, 2) OBP: 0.167, SLG: 0.417		1-3 1-2		1-3 HR 1B	F9			F7		4	1	1	0	0	0	2
Bill Russell, R (1, 6) OBP: 0.529, SLG: 0.933		CS 2B 2-H		1-H 3-H HR		6-3		FC6-4 1-2f		4	1	2	4	0	0	1
Don Sutton, R (1, 1) OBP: 0.182, SLG: 0.100		F9 2-3		6-3		S S S K				3	0	0	0	0	1	1
Inning Stats	R: 0 E: 0 K: 0 S: 4 H: 1 LOB: 1 BB: 0 P: 4	R: 2 E: 0 K: 0 S: 5 H: 3 LOB: 0 BB: 0 P: 5	R: 0 E: 0 K: 0 S: 4 H: 1 LOB: 1 BB: 0 P: 4	R: 5 E: 0 K: 0 S: 8 H: 5 LOB: 1 BB: 1 P: 12	R: 0 E: 0 K: 0 S: 3 H: 0 LOB: 0 BB: 0 P: 3	R: 0 E: 0 K: 1 S: 5 H: 0 LOB: 0 BB: 0 P: 5	R: 0 E: 0 K: 1 S: 5 H: 0 LOB: 0 BB: 0 P: 5	R: 0 E: 0 K: 1 S: 6 H: 1 LOB: 1 BB: 0 P: 6		1B: 8 2B: 2 3B: 0 HR: 1 SF: 0 SAC: 0 DP: 0 HBP: 0				WP: 1 PB: 0 SB: 0 CS: 1 PA: 35		

PITCHER		IP	WLS	BF	H	R	ER	SO	BB	IBB	HBP	BLK	WP	HR	S	P	ERA	WHIP
Buzz Capra, R ERA: 6.17	(1, 1)	3.2	L	20	9	7	7	0	1	0	0	0	0	1	19	23	17.18	2.727
Ray Sadecki, L ERA: 11.57	(4, 1)	2.1		8	1	0	0	1	0	0	0	0	1	0	10	10	0.00	0.429
Jerry Koosman, L ERA: 9.26	(7, 1)	1.1		5	1	0	0	2	0	0	0	0	0	0	9	9	0.00	0.750
Chuck Taylor, R ERA: 5.63	(8, 1)	0.2		2	0	0	0	0	0	0	0	0	0	0	2	2	0.00	0.000

PITCHER	IP	WLS	BF	H	R	ER	SO	BB	IBB	HBP	BLK	WP	HR	S	P	ERA	WHIP

BOTTOM

New York Mets @ Los Angeles Dodgers

Dodger Stadium, Los Angeles, CA

Sun Apr 30 1972, 3:33 AM PDT

Att. 21,989 - Unknown

livebaseballscorecards.com

AB	34
R	7
H	11
RBI	7
BB	1
SO	3
LOB	9

New York Mets @ San Francisco Giants

Candlestick Park, San Francisco, CA

Mon May 01 1972, 6:33 AM EDT

Att. 3,855 - Unknown

TOP

livebaseballscorecards.com

Batter	1	2	3	4	5	6	7	8	9	AB	R	H	RBI	BB	SO	LOB
Bud Harrelson, S (1, 6) OBP: 0.333, SLG: 0.385	5-3		HR	SF8 3-H			1B 4-3 1B	BB		3	2	2	2	1	0	0
Ted Martinez, R (1, 4) OBP: 0.308, SLG: 0.385	BB 1B 1B		1B	F9			4-3 1-2	F9		5	1	2	0	0	0	3
Tommie Agee, R (1, 8) OBP: 0.304, SLG: 0.412	K		F9		CS 1B		1B 1B 2-3 1B		5-3	5	1	2	0	0	1	2
Rusty Staub, L (1, 9) OBP: 0.397, SLG: 0.392	1B 1-2 BB		F8		1-3 1-2		1B 1B 1-2 3-H 1B		1B	4	1	2	1	1	0	2
Cleon Jones, R (1, 7) OBP: 0.408, SLG: 0.455	1-3 2-H 1B		5-3		K		1B 1-2 2-H 1B		K	5	0	2	2	0	2	2
Jim Fregosi, R (1, 5) OBP: 0.333, SLG: 0.458	4-3			1B 3B		F7	1-3 2-H 1B		F8	5	1	2	1	0	0	3
Jim Beauchamp, R (1, 3) OBP: 0.167, SLG: 0.167		5-3		1B SF8 3-H 1B		5-3	F8			4	1	1	1	0	0	2
Ed Kranepool, L (9, 3) OBP: 0.282, SLG: 0.314										0	0	0	0	0	0	0
Jerry Grote, R (1, 2) OBP: 0.341, SLG: 0.436		6-3		1-3 1B		F3		5-3		4	0	1	0	0	0	0
Tom Seaver, R (1, 1) OBP: 0.167, SLG: 0.250		6-3		K			F5	6-3		3	0	0	0	0	1	2
Tug McGraw, R (7, 1) OBP: 0.333, SLG: 0.333										1	0	0	0	0	0	0

	AB	39
	R	7
	H	14
	RBI	7
	BB	2
	SO	4
	LOB	16

Inning Stats	1	2	3	4	5	6	7	8	9
	R: 1 E: 0 K: 1 S: 7 H: 2 LOB: 2 BB: 1 P: 11	R: 0 E: 0 K: 0 S: 3 H: 0 LOB: 0 BB: 0 P: 3	R: 1 E: 0 K: 0 S: 5 H: 2 LOB: 1 BB: 0 P: 5	R: 2 E: 0 K: 1 S: 8 H: 3 LOB: 1 BB: 0 P: 8	R: 0 E: 0 K: 1 S: 5 H: 1 LOB: 0 BB: 0 P: 5	R: 0 E: 0 K: 0 S: 3 H: 0 LOB: 0 BB: 0 P: 3	R: 3 E: 0 K: 0 S: 8 H: 5 LOB: 2 BB: 0 P: 8	R: 0 E: 0 K: 0 S: 3 H: 0 LOB: 1 BB: 1 P: 7	R: 0 E: 0 K: 1 S: 6 H: 1 LOB: 1 BB: 0 P: 6

	1B	12	SF	1	WP	0	PA	42
	2B	0	SAC	0	PB	0		
	3B	1	DP	0	SB	0		
	HR	1	HBP	0	CS	1		

PITCHER		IP	WLS	BF	H	R	ER	SO	BB	IBB	HBP	BLK	WP	HR	S	P	ERA	WHIP
John Cumberland, L ERA: 7.64	(1, 1)	3.0	L	16	6	4	4	1	1	0	0	0	0	1	17	21	12.00	2.333
Ron Bryant, L ERA: 3.45	(4, 1)	3.0		10	2	0	0	2	0	0	0	0	0	0	14	14	0.00	0.667
Jerry Johnson, R ERA: 13.5	(7, 1)	0.2		6	4	3	3	0	0	0	0	0	0	0	6	6	40.50	6.000
Don McMahon, R ERA: 3.72	(7, 1)	0.1		2	1	0	0	0	0	0	0	0	0	0	2	2	0.00	3.000
John Morris, L ERA: 2.08	(8, 1)	2.0		8	1	0	0	1	1	0	0	0	0	0	9	13	0.00	1.000

PITCHER		IP	WLS	BF	H	R	ER	SO	BB	IBB	HBP	BLK	WP	HR	S	P	ERA	WHIP

New York Mets @ San Francisco Giants

Candlestick Park, San Francisco, CA

Mon May 01 1972, 6:33 AM EDT

Att. 3,855 - Unknown

livebaseballscorecards.com

BOTTOM

Batter	1	2	3	4	5	6	7	8	9	AB	R	H	RBI	BB	SO	LOB
Chris Speier, R (1, 6) OBP: 0.311, SLG: 0.426	F8		K			1-H HR	F7			4	1	1	2	0	1	2
Tito Fuentes, S (1, 4) OBP: 0.320, SLG: 0.417	K			3B		P6		BB		3	0	1	0	1	1	0
Bobby Bonds, R (1, 9) OBP: 0.320, SLG: 0.471	K			K		K		K		4	0	0	0	0	4	2
Dave Kingman, R (1, 3) OBP: 0.268, SLG: 0.537		K		P6		K		K		4	0	0	0	0	3	2
Ken Henderson, S (1, 8) OBP: 0.323, SLG: 0.421		K		F2			HR	1-3 1B		4	1	2	1	0	1	1
Garry Maddox, R (1, 7) OBP: 0.281, SLG: 0.276		K			K		K	K		4	0	0	0	0	4	2
Al Gallagher, R (1, 5) OBP: 0.379, SLG: 0.400			G3		6-3		BB		1-3	3	0	0	0	1	0	0
Dave Rader, L (1, 2) OBP: 0.381, SLG: 0.600			HR		P6		F8		6-3	4	1	1	1	0	0	1
John Cumberland, R (1, 1) OBP: 0.143, SLG: 0.143			K			HR 1B	1-2 BB		F7	1	0	0	0	0	1	0
Ron Bryant, S (4, 1)										0	0	0	0	0	0	0
Jim Howarth, L (6, PH) OBP: 0.563, SLG: 0.222										1	1	1	0	0	0	0
Jerry Johnson, R (7, 1)										0	0	0	0	0	0	0
Don McMahon, R (7, 1)										0	0	0	0	0	0	0
Willie Mays, R (7, PH) OBP: 0.382, SLG: 0.195										0	0	0	0	1	0	0
John Morris, R (8, 1)										0	0	0	0	0	0	0
Chris Arnold, R (9, PH) OBP: 0.429, SLG: 0.200										1	0	0	0	0	0	0

Inning Stats	1	2	3	4	5	6	7	8	9
	R: 0 H: 0	R: 0 H: 0	R: 1 H: 1	R: 0 H: 1	R: 0 H: 0	R: 2 H: 2	R: 1 H: 1	R: 0 H: 1	R: 0 H: 0
	E: 0 LOB: 0	E: 0 LOB: 0	E: 0 LOB: 0	E: 0 LOB: 1	E: 0 LOB: 0	E: 0 LOB: 0	E: 0 LOB: 2	E: 0 LOB: 2	E: 0 LOB: 0
	K: 2 BB: 0	K: 3 BB: 0	K: 2 BB: 0	K: 1 BB: 0	K: 1 BB: 0	K: 2 BB: 0	K: 1 BB: 2	K: 3 BB: 1	K: 0 BB: 0
	S: 7 P: 7	S: 9 P: 9	S: 8 P: 8	S: 6 P: 6	S: 5 P: 5	S: 9 P: 9	S: 6 P: 14	S: 10 P: 14	S: 3 P: 3

1B: 2	SF: 0	WP: 0 PA: 36
2B: 0	SAC: 0	PB: 0
3B: 1	DP: 0	SB: 0
HR: 3	HBP: 0	CS: 0

AB	33
R	4
H	6
RBI	4
BB	3
SO	15
LOB	10

PITCHER		IP	WLS	BF	H	R	ER	SO	BB	IBB	HBP	BLK	WP	HR	S	P	ERA	WHIP
Tom Seaver, R ERA: 1.47	(1, 1)	6.2	W	27	5	4	4	12	2	0	0	0	0	3	49	57	5.40	1.050
Tug McGraw, L ERA: 0.68	(7, 1)	2.1	S	9	1	0	0	3	1	0	0	0	0	0	14	18	0.00	0.857

Batter	1	2	3	4	5	6	7	8	9	AB	R	H	RBI	BB	SO	LOB
Bud Harrelson, S (1, 6) OBP: 0.323, SLG: 0.368	4-3	FC4-6 1-2f			G3		1B		F7	5	0	1	0	0	0	3
Ken Boswell, L (1, 4) OBP: 0.286, SLG: 0.250	4-3		P6		F8		F7			4	0	0	0	0	0	1
Ted Martinez, R (8, 4) OBP: 0.308, SLG: 0.385										0	0	0	0	0	0	0
Tommie Agee, R (1, 8) OBP: 0.300, SLG: 0.418	K		F9		F9			4-3 CS 2B		4	0	1	0	0	1	0
Rusty Staub, L (1, 9) OBP: 0.387, SLG: 0.382		F9 1B 1B 1B	F9			3-1		4-3 2-3		4	1	1	0	0	0	1
Cleon Jones, R (1, 7) OBP: 0.415, SLG: 0.521		1B 1-2 1B 1B		F8		HR		K		4	2	2	1	0	1	1
Jim Fregosi, R (1, 5) OBP: 0.328, SLG: 0.431		L7		F8		K		CS 3-H	FC3-6 BB	3	0	0	0	1	1	2
Ed Kranepool, L (1, 3) OBP: 0.279, SLG: 0.333		F9 2-3		2B		F8			FC3-6 1B 1-2f E	4	1	1	0	0	0	3
Jerry Grote, R (1, 2) OBP: 0.375, SLG: 0.452		1B 1-2 3-H 1B		IBB			F9		E7 1-H 1B	3	0	2	1	1	0	0
Gary Gentry, R (1, 1) OBP: 0.111, SLG: 0.111		FC4-6 1-2 2-H 1B		K			6-3		K	4	0	1	1	0	2	3
Inning Stats	R: 0 E: 0 K: 1 S: 5 H: 0 LOB: 0 BB: 0 P: 5	R: 2 E: 0 K: 0 S: 7 H: 4 LOB: 2 BB: 0 P: 7	R: 0 E: 0 K: 0 S: 3 H: 0 LOB: 0 BB: 0 P: 3	R: 0 E: 0 K: 1 S: 6 H: 1 LOB: 2 BB: 1 P: 10	R: 0 E: 0 K: 0 S: 3 H: 0 LOB: 0 BB: 0 P: 3	R: 1 E: 0 K: 1 S: 6 H: 1 LOB: 0 BB: 0 P: 6	R: 0 E: 0 K: 0 S: 4 H: 1 LOB: 1 BB: 0 P: 4	R: 0 E: 0 K: 1 S: 5 H: 1 LOB: 0 BB: 0 P: 5	R: 1 E: 1 K: 1 S: 6 H: 1 LOB: 1 BB: 1 P: 10	1B: 6 2B: 2 3B: 0 HR: 1 SF: 0 SAC: 0 DP: 0 HBP: 0							

PITCHER		IP	WLS	BF	H	R	ER	SO	BB	IBB	HBP	BLK	WP	HR	S	P	ERA	WHIP
Don Carrithers, R ERA: 5.57	(1, 1)	7.0	L	29	7	3	3	3	0	1	0	0	0	1	34	38	3.86	1.000
Jim Barr, R ERA: 2.89	(8, 1)	2.0		8	2	1	0	2	1	0	0	0	0	0	11	15	0.00	1.500

PITCHER	IP	WLS	BF	H	R	ER	SO	BB	IBB	HBP	BLK	WP	HR	S	P	ERA	WHIP

TOP

New York Mets @ San Francisco Giants

Candlestick Park, San Francisco, CA

Tue May 02 1972, 10:05 PM EDT

Att. 6,570 - Unknown

livebaseballscorecards.com

AB	35
R	4
H	9
RBI	3
BB	2
SO	5
LOB	14

WP: 0 PB: 0 SB: 0 CS: 1 PA: 38

BOTTOM

New York Mets @ San Francisco Giants

Candlestick Park, San Francisco, CA

Tue May 02 1972, 10:05 PM EDT

Att. 6,570 - Unknown

livebaseballscorecards.com

Batter	1	2	3	4	5	6	7	8	9	AB	R	H	RBI	BB	SO	LOB
Chris Speier, R (1, 6) OBP: 0.321, SLG: 0.414	BBBB 4-0 BB		x 0-0 ② F7		BBBB 4-0 S BB			x 0-0 ② P5		2	0	0	0	2	0	0
Tito Fuentes, S (1, 4)	x 0-0 ① F8		x 0-0 ③ 4-3		x 0-0 ③ F9 1-2			x 0-0 ③ F7		4	0	0	0	0	0	2
Bobby Bonds, R (1, 9) OBP: 0.329, SLG: 0.527	x 0-0 ② F9			x 0-0 FC6-4 3B		x 0-0 ① F7			x 0-0 SF8 3B	4	2	2	0	0	0	1
Dave Kingman, R (1, 3) OBP: 0.253, SLG: 0.507	SSS 0-3 ③ K			x 0-0 ① P3		x 0-0 ② F8			x 0-0 ① F3	4	0	0	0	0	1	3
Ken Henderson, S (1, 8) OBP: 0.319, SLG: 0.407		x 0-0 ① F9		H 1-0 FC6-4 HBP		x 0-0 ③ F8			x 0-0 ② SF8 3-H	2	0	0	1	0	0	0
Garry Maddox, R (1, 7) OBP: 0.250, SLG: 0.242		SSS 0-3 ② K		x 0-0 ② FC6-4 S 1-2f 3-H			x 0-0 ① F3		x 0-0 ③ 5-3	4	0	0	1	0	1	1
Al Gallagher, R (1, 5) OBP: 0.375, SLG: 0.370 Jim Barr, R (8, 1)	BBBB 4-0 BB			x 0-0 ③ F8 1-2			x 0-0 ② 4-3			2 0	0 0	0 0	0 0	1 0	0 0	1 0
Dave Rader, L (1, 2) OBP: 0.333, SLG: 0.522		x 0-0 ③ F7			SSS 0-3 ① K		x 0-0 ③ F7			3	0	0	0	0	1	1
Don Carrithers, R (1, 1) OBP: 0.111, SLG: 0.111 Chris Arnold, R (8, 5) OBP: 0.409, SLG: 0.188			SSS 0-3 ① K		SSS 0-3 ② K			x 0-0 ① 6-3		2 1	0 0	0 0	0 0	0 0	2 0	0 0

	AB	28
	R	2
	H	2
	RBI	2
	BB	3
	SO	5
	LOB	9

Inning Stats	1	2	3	4	5	6	7	8	9	1B	SF	WP	PA
R	0	0	0	1	0	0	0	0	1	0	1	0	33
E	0	0	0	0	0	0	0	0	0	2B 0	SAC 0	PB 0	
K	1	1	1	0	2	0	0	0	0	3B 2	DP 0	SB 2	
S	5	5	5	4	7	3	3	3	4	HR 0	HBP 1	CS 0	
H	0	0	0	1	0	0	0	0	1				
LOB	1	1	0	1	1	0	0	0	0				
BB	1	1	0	0	1	0	0	0	0				
P	9	9	5	5	11	3	3	3	4				

PITCHER		IP	WLS	BF	H	R	ER	SO	BB	IBB	HBP	BLK	WP	HR	S	P	ERA	WHIP
Gary Gentry, R ERA: 2.0	(1, 1)	9.0	W	33	2	2	2	5	3	0	1	0	0	0	39	52	2.00	0.556

PITCHER	IP	WLS	BF	H	R	ER	SO	BB	IBB	HBP	BLK	WP	HR	S	P	ERA	WHIP

Batter	1	2	3	4	5	6	7	8	9	AB	R	H	RBI	BB	SO	LOB
Bud Harrelson, S (1, 6) OBP: 0.313, SLG: 0.344	BBBB 4-0 2B BB	x 0-0 ② F8		SSS 0-3 ① K		x 0-0 ② F8		x 0-0 ② FC6-4 1-2f E		4	2	0	0	1	1	2
Wayne Garrett, L (1, 4) OBP: 0.500, SLG: 1.000 Ted Martinez, R (1, PR) (1, 4) OBP: 0.294, SLG: 0.471	x 0-0 1-H 1B 2B	x 0-0 ③ 6-3		x 0-0 ② F8		x 0-0 ③ 5-3		x 0-0 E4 1-H 3B		1 4	0 2	1 1	1 1	0 0	0 0	0 1
Tommie Agee, R (1, 8) OBP: 0.338, SLG: 0.475	x 0-0 FC6-5 BB 2-H 1B		x 0-0 F9 1B 2B	x 0-0 2B 2B			x 0-0 ① P4	BBBB 4-0 BB		4	2	3	1	1	0	0
Rusty Staub, L (1, 9) OBP: 0.388, SLG: 0.390	BBBB 4-0 FC6-5 1-2 BB		x 0-0 ① F9 2-3	x 0-0 2-H 2B			x 0-0 ② F8	x 0-0 ③ P6		4	0	1	1	1	0	2
Cleon Jones, R (1, 7) OBP: 0.397, SLG: 0.491	x 0-0 ① FC6-5 1-2 2-3f		x 0-0 4-3 1B 3-H 1B	x 0-0 ③ F7			SSS 0-3 ③ K		x 0-0 ① 1-3	5	0	1	1	0	1	3
Jim Fregosi, R (1, 5) OBP: 0.349, SLG: 0.482	SSS 0-3 ② K		x 0-0 4-3 1-2 1B		x 0-0 G6-3 1B			x 0-0 2B 3B	SSS 0-3 ② K	5	1	3	0	0	2	2
Ed Kranepool, L (1, 3) OBP: 0.271, SLG: 0.341	x 0-0 ③ L4		x 0-0 ② 4-3 1-2 2-3		x 0-0 ①② G6-3 1-2f			x 0-0 4-3 1B 3-H 2B	SSS 0-3 ③ K	5	1	1	1	0	1	5
Jerry Grote, R (1, 2) OBP: 0.385, SLG: 0.444		x 0-0 SH1-3 1B	IIII 4-0 FC6 IBB		x 0-0 ③ 4-3			x 0-0 ① 4-3 2-3		3	0	1	0	1	0	1
Jon Matlack, L (1, 1) OBP: 0.250, SLG: 0.250 Chuck Taylor, R (8, 1) Tug McGraw, R (9, 1) OBP: 0.333, SLG: 0.333		x 0-0 ① SH1-3 1-2	x 0-0 ③ FC6 1-2f			SSS 0-3 ① K		x 0-0 FC6-4 3-H 1B		3 0 0	0 0 0	1 0 0	1 0 0	0 0 0	1 0 0	3 0 0
Inning Stats	R: 2 E: 0 K: 1 S: 7 H: 2 LOB: 2 BB: 2 P: 15	R: 0 E: 0 K: 0 S: 4 H: 1 LOB: 1 BB: 0 P: 4	R: 1 E: 0 K: 0 S: 6 H: 3 LOB: 3 BB: 1 P: 10	R: 1 E: 0 K: 1 S: 7 H: 2 LOB: 1 BB: 0 P: 7	R: 0 E: 0 K: 0 S: 3 H: 1 LOB: 0 BB: 0 P: 3	R: 0 E: 0 K: 1 S: 5 H: 0 LOB: 0 BB: 0 P: 5	R: 0 E: 0 K: 1 S: 5 H: 0 LOB: 0 BB: 0 P: 5	R: 4 E: 1 K: 0 S: 7 H: 4 LOB: 1 BB: 1 P: 11	R: 0 E: 0 K: 2 S: 7 H: 0 LOB: 0 BB: 0 P: 7	1B: 6 2B: 5 3B: 2 HR: 0 SF: 0 SAC: 1 DP: 1 HBP: 0						

PITCHER	IP	WLS	BF	H	R	ER	SO	BB	IBB	HBP	BLK	WP	HR	S	P	ERA	WHIP
Steve Stone, R (1, 1) ERA: 2.87	2.0	L	12	4	3	3	1	2	0	0	0	0	0	12	20	13.50	3.000
Ron Bryant, L (3, 1) ERA: 3.38	3.0		14	5	1	1	1	0	1	0	0	0	0	15	19	3.00	1.667
Don McMahon, R (6, 1) ERA: 3.09	2.0		6	0	0	0	2	0	0	0	0	0	0	10	10	0.00	0.000
Jerry Johnson, R (8, 1) ERA: 15.75	0.2		7	4	4	3	0	1	0	0	0	0	0	6	10	40.50	7.500
John Morris, L (8, 1) ERA: 1.59	1.1		4	0	0	0	2	0	0	0	0	0	0	8	8	0.00	0.000

PITCHER	IP	WLS	BF	H	R	ER	SO	BB	IBB	HBP	BLK	WP	HR	S	P	ERA	WHIP

TOP

New York Mets @ San Francisco Giants

Candlestick Park, San Francisco, CA

Wed May 03 1972, 6:33 AM EDT

Att. 4,123 - Unknown

livebaseballscorecards.com

AB	38
R	8
H	13
RBI	7
BB	4
SO	6
LOB	19

WP: 0 PB: 0 SB: 0 CS: 0 PA: 43

BOTTOM

Batter	1	2	3	4	5	6	7	8	9	AB	R	H	RBI	BB	SO	LOB
Chris Speier, R (1, 6) OBP: 0.325, SLG: 0.427	S S S 0-3 ① K		x 0-0 ② L4		x 0-0 1-H ② 2B		x 0-0 ③ G3		x 0-0 3-1 1B	5	0	2	1	0	1	0
Tito Fuentes, S (1, 4) OBP: 0.286, SLG: 0.370	x 0-0 ② F8		x 0-0 ③ F9		x 0-0 ③ L8			x 0-0 ① F5	x 0-0 ① 3-1 1-2 2-3	5	0	0	0	0	0	3
Willie Mays, R (1, 8) OBP: 0.390, SLG: 0.227	x 0-0 ③ F9			x 0-0 FC5-4 1B		x 0-0 1B 1B		B B B B 4-0 1B 3B BB	B B B B 4-0 BB	3	1	2	0	2	0	0
Bobby Bonds, R (1, 9) OBP: 0.321, SLG: 0.513		x 0-0 ① F9		x 0-0 ① F9		x 0-0 ① F8		x 0-0 1-3 3B 1B	x 0-0 ② SF7 3-H	4	1	1	1	0	0	2
Dave Kingman, R (1, 3) OBP: 0.275, SLG: 0.539		x 0-0 S BB 1B		x 0-0 ② FC5-4 FC5-4 1-2f		x 0-0 1-2 1B		x 0-0 1-H 3-H 3-1 3B	x 0-0 ③ F3	5	1	3	2	0	0	3
Ken Henderson, S (1, 7) OBP: 0.301, SLG: 0.381		S S S 0-3 ② K		x 0-0 ③ FC5-4 1-2f		x 0-0 ② F8		x 0-0 3-H ② 3-1		4	0	0	1	0	1	4
Al Gallagher, R (1, 5) OBP: 0.389, SLG: 0.345		B B B B 4-0 1-2 BB			x 0-0 ① 4-3	x 0-0 ③ F9		B B B B 4-0 BB		2	0	0	0	2	0	2
Fran Healy, R (1, 2) OBP: 0.204, SLG: 0.163 Dave Rader, L (8, PH) (9, 2) OBP: 0.320, SLG: 0.500		S S S 0-3 ③ K 2-3			x 0-0 ② F8		S S S 0-3 ① K	x 0-0 ③ F8		3 1	0 0	0 0	0 0	0 0	2 0	2 1
Steve Stone, R (1, 1) Ron Bryant, S (3, 1) Bernie Williams, R (5, PH) Don McMahon, R (6, 1) Garry Maddox, R (7, PH) OBP: 0.243, SLG: 0.235 Jerry Johnson, R (8, 1) John Morris, R (8, 1) Jim Howarth, L (9, PH) OBP: 0.588, SLG: 0.400			S S S 0-3 ① K		B B B B 4-0 2B BB		x 0-0 ② F6		x 0-0 3-1 SF7 2B	0 1 0 0 1 0 0 1	0 0 1 0 0 0 0 1	0 0 0 0 0 0 0 1	0 0 0 0 0 0 0 1	0 0 0 0 0 0 0 0	0 1 1 0 0 0 0 0	0 0 0 0 0 0 0 0
Inning Stats	R: 0 E: 0 K: 1 S: 5 H: 0 LOB: 0 BB: 0 P: 5	R: 0 E: 0 K: 2 S: 8 H: 1 LOB: 2 BB: 1 P: 12	R: 0 E: 0 K: 1 S: 5 H: 0 LOB: 0 BB: 0 P: 5	R: 0 E: 0 K: 0 S: 4 H: 1 LOB: 1 BB: 0 P: 4	R: 1 E: 0 K: 0 S: 4 H: 1 LOB: 1 BB: 1 P: 8	R: 0 E: 0 K: 0 S: 5 H: 2 LOB: 2 BB: 0 P: 5	R: 0 E: 0 K: 1 S: 5 H: 0 LOB: 0 BB: 0 P: 5	R: 3 E: 0 K: 0 S: 5 H: 2 LOB: 1 BB: 2 P: 13	R: 1 E: 0 K: 0 S: 5 H: 2 LOB: 2 BB: 1 P: 9	1B: 6 2B: 2 3B: 1 HR: 0	SF: 1 SAC: 0 DP: 0 HBP: 0			WP: 0 PB: 0 SB: 1 CS: 0	PA: 41		

PITCHER		IP	WLS	BF	H	R	ER	SO	BB	IBB	HBP	BLK	WP	HR	S	P	ERA	WHIP
Jon Matlack, L ERA: 2.42	(1, 1)	7.1	W	32	7	4	4	5	3	0	0	0	0	0	39	51	4.91	1.364
Chuck Taylor, R ERA: 6.0	(8, 1)	1.0		7	2	1	1	0	2	0	0	0	0	0	5	13	9.00	4.000
Tug McGraw, L ERA: 0.64	(9, 1)	0.2	S	2	0	0	0	0	0	0	0	0	0	0	2	2	0.00	0.000

PITCHER	IP	WLS	BF	H	R	ER	SO	BB	IBB	HBP	BLK	WP	HR	S	P	ERA	WHIP

New York Mets @ San Francisco Giants

Candlestick Park, San Francisco, CA

Wed May 03 1972, 6:33 AM EDT

Att. 4,123 - Unknown

livebaseballscorecards.com

AB	35
R	5
H	9
RBI	5
BB	5
SO	5
LOB	17

Batter	1	2	3	4	5	6	7	8	9	AB	R	H	RBI	BB	SO	LOB
Derrel Thomas, S (1, 4) OBP: 0.296, SLG: 0.246	1-3		B2-3	1-H 2-H 3-H 2B			K		6-3	5	0	1	3	0	1	0
Enzo Hernandez, R (1, 6) OBP: 0.177, SLG: 0.200	L5		F8	F8			S 1B		1B BB 1B	5	0	2	0	0	0	1
Johnny Jeter, R (1, 8) OBP: 0.303, SLG: 0.333	HR 1B		K		K		K 1-2		1-2 BB	4	1	1	0	1	3	1
Nate Colbert, R (1, 3) OBP: 0.333, SLG: 0.536	1-H HR			F2	F9		IBB		1-2 2-3 1B	4	1	2	2	1	0	0
Ollie Brown, R (1, 9) OBP: 0.228, SLG: 0.226	F8			1B 2B 1B	K		K		1-6-3	5	1	1	0	0	2	5
Fred Kendall, R (1, 2) OBP: 0.240, SLG: 0.208		F9		2B 1-3 2B 1B		L9		P6		4	1	1	0	0	0	0
Jerry Morales, R (1, 7) OBP: 0.381, SLG: 0.444		BB		1-3 2B 3-H 2B		3B		G5-4-3 BB		2	1	2	1	2	0	0
Dave Campbell, R (1, 5) OBP: 0.281, SLG: 0.288		F9		2B IBB		P5		G5-4-3 1-2f		3	1	0	0	1	0	3
Steve Arlin, R (1, 1) OBP: 0.167, SLG: 0.182		F8		K		6-3			K	4	0	0	0	0	2	5
Inning Stats	R: 2 E: 0 K: 0 S: 5 H: 2 LOB: 0 BB: 0 P: 5	R: 0 E: 0 K: 0 S: 3 H: 0 LOB: 1 BB: 1 P: 7	R: 0 E: 0 K: 1 S: 5 H: 0 LOB: 0 BB: 0 P: 5	R: 4 E: 0 K: 1 S: 9 H: 4 LOB: 1 BB: 1 P: 13	R: 0 E: 0 K: 2 S: 7 H: 0 LOB: 0 BB: 0 P: 7	R: 0 E: 0 K: 0 S: 4 H: 1 LOB: 1 BB: 0 P: 4	R: 0 E: 0 K: 3 S: 10 H: 1 LOB: 2 BB: 1 P: 14	R: 0 E: 0 K: 0 S: 2 H: 0 LOB: 0 BB: 1 P: 6	R: 0 E: 0 K: 1 S: 7 H: 2 LOB: 3 BB: 1 P: 11	1B: 6 2B: 2 3B: 1 HR: 1	SF: 0 SAC: 0 DP: 1 HBP: 0						

TOP

San Diego Padres @ New York Mets

Shea Stadium, Flushing, NY

Fri May 05 1972, 7:05 PM EDT

Att. 21,262 - Unknown

livebaseballscorecards.com

AB	36
R	6
H	10
RBI	6
BB	5
SO	8
LOB	15

PITCHER		IP	WLS	BF	H	R	ER	SO	BB	IBB	HBP	BLK	WP	HR	S	P	ERA	WHIP
Jerry Koosman, L ERA: 10.57	(1, 1)	3.2	L	19	6	6	6	2	1	1	0	0	0	1	21	29	14.73	1.909
Buzz Capra, R ERA: 5.14	(4, 1)	2.1		8	1	0	0	2	0	0	0	0	0	0	12	12	0.00	0.429
Jim McAndrew, R ERA: 1.69	(7, 1)	2.0		8	1	0	0	3	1	1	0	0	0	0	12	20	0.00	1.000
Ray Sadecki, L ERA: 8.1	(9, 1)	1.0		6	2	0	0	1	1	0	0	0	0	0	7	11	0.00	3.000

PITCHER	IP	WLS	BF	H	R	ER	SO	BB	IBB	HBP	BLK	WP	HR	S	P	ERA	WHIP

WP: 0 PB: 0 SB: 1 CS: 0 PA: 41

Batter	1	2	3	4	5	6	7	8	9	AB	R	H	RBI	BB	SO	LOB
Bud Harrelson, S (1, 6) OBP: 0.310, SLG: 0.338	G4-6-3 1B		P1			P6		F8		4	0	1	0	0	0	4
Ken Boswell, L (1, 4) OBP: 0.264, SLG: 0.229	G4-6-3 1-2f		4-3			FC4-6 FC6-4 1-2f		P9		4	0	0	0	0	0	5
Tommie Agee, R (1, 8) OBP: 0.348, SLG: 0.459	BB			K		FC6-4 1-2f			BB FC4-6	2	0	0	0	2	1	1
Rusty Staub, L (1, 9) OBP: 0.366, SLG: 0.365	4-3			G3			L7		FC4-6 1B 1-2f	4	0	0	0	0	0	2
Cleon Jones, R (1, 7) OBP: 0.387, SLG: 0.474		G4-6-3 1B		6-3			K		K	4	0	1	0	0	2	1
Jim Fregosi, R (1, 5) OBP: 0.343, SLG: 0.467		K			K		6-3		1-3 1B	4	0	1	0	0	2	1
Ed Kranepool, L (1, 3) OBP: 0.250, SLG: 0.313		G4-6-3 1-2f			1-3			K	P6	4	0	0	0	0	1	3
Jerry Grote, R (1, 2) OBP: 0.400, SLG: 0.468			2B		F3			BB	BB	2	0	1	0	1	0	0
Jerry Koosman, R (1, 1) OBP: 0.333, SLG: 0.333 Buzz Capra, R (4, 1) Don Hahn, R (6, PH) Jim McAndrew, R (7, 1) Dave Marshall, L (8, PH) Ray Sadecki, L (9, 1)			K			FC4-6 BB		BB 1-2		1 0 0 0 0 0	0 0 0 0 0 0	0 0 0 0 0 0	0 0 0 0 0 0	0 0 1 0 1 0	1 0 0 0 0 0	1 0 0 0 0 0
Inning Stats	R: 0 H: 1 E: 0 LOB: 1 K: 0 BB: 1 S: 3 P: 7	R: 0 H: 1 E: 0 LOB: 0 K: 1 BB: 0 S: 5 P: 5	R: 0 H: 1 E: 0 LOB: 1 K: 1 BB: 0 S: 6 P: 6	R: 0 H: 0 E: 0 LOB: 0 K: 1 BB: 0 S: 5 P: 5	R: 0 H: 0 E: 0 LOB: 0 K: 1 BB: 0 S: 5 P: 5	R: 0 H: 0 E: 0 LOB: 1 K: 0 BB: 1 S: 3 P: 7	R: 0 H: 0 E: 0 LOB: 0 K: 1 BB: 0 S: 5 P: 5	R: 0 H: 0 E: 0 LOB: 2 K: 1 BB: 2 S: 5 P: 13	R: 0 H: 1 E: 0 LOB: 2 K: 1 BB: 1 S: 6 P: 10	1B: 3 SF: 0 2B: 1 SAC: 0 3B: 0 DP: 2 HR: 0 HBP: 0						

PITCHER	IP	WLS	BF	H	R	ER	SO	BB	IBB	HBP	BLK	WP	HR	S	P	ERA	WHIP
Steve Arlin, R (1, 1) ERA: 0.95	9.0	W	34	4	0	0	7	5	0	0	0	0	0	43	63	0.00	1.000

PITCHER	IP	WLS	BF	H	R	ER	SO	BB	IBB	HBP	BLK	WP	HR	S	P	ERA	WHIP

BOTTOM

San Diego Padres @ New York Mets

Shea Stadium, Flushing, NY

Fri May 05 1972, 7:05 PM EDT

Att. 21,262 - Unknown

livebaseballscorecards.com

AB	29
R	0
H	4
RBI	0
BB	5
SO	7
LOB	18

WP: 0 PA: 34
PB: 0
SB: 0
CS: 0

Batter	1	2	3	4	5	6	7	8	9	AB	R	H	RBI	BB	SO	LOB
Derrel Thomas, S (1, 4) OBP: 0.276, SLG: 0.227	S S S 0-3 ① K		x 0-0 ② 1-3		S S S 0-3 ③ K		0-0 ③ CS 1-2	x 0-0 ① F7	S S S 0-3 ② K	5	0	0	0	0	3	2
Enzo Hernandez, R (1, 6) OBP: 0.179, SLG: 0.200	x 0-0 ② F9		x 0-0 ③ B3			x 0-0 E5 1B 2B		x 0-0 2B 1B	x 0-0 ③ P6	5	2	1	0	0	0	0
Leron Lee, L (1, 7) OBP: 0.469, SLG: 0.581	x 0-0 2B			x 0-0 ① 6-3		x 0-0 1-2 2B 1B		x 0-0 1-H HR 2B		4	2	3	1	0	0	0
Nate Colbert, R (1, 3) OBP: 0.354, SLG: 0.597	B B B B 4-0 BB			x 0-0 ② P6		x 0-0 ① 1-H 2-H 2B		x 0-0 2-H HR		3	1	2	4	1	0	0
Larry Stahl, L (1, 8) OBP: 0.235, SLG: 0.161	S S S 0-3 ③ K			S S S 0-3 ③ K		x 0-0 ② P5		x 0-0 1B E 1B		4	1	1	0	0	2	2
Ollie Brown, R (1, 9) OBP: 0.246, SLG: 0.232		x 0-0 ① F8			B B B B 4-0 SH1-4 1B BB	x 0-0 ③ P4		x 0-0 ② 1-3 1B		3	0	1	0	1	0	0
Fred Kendall, R (1, 2) OBP: 0.276, SLG: 0.250		S S S 0-3 ② K			x 0-0 SH1-4 1-2 1B		x 0-0 FC5-4 1B	x 0-0 E5 WP 3-H		4	0	2	0	0	1	0
Dave Campbell, R (1, 5) OBP: 0.267, SLG: 0.273		x 0-0 ③ F7			x 0-0 ① SH1-4 1-2 2-3		x 0-0 ① S S S FC5-4 CS 1-2f	0-3 ③ K 1-2		3	0	0	0	0	1	2
Bill Greif, R (1, 1) Mike Caldwell, R (8, 1)			S S S 0-3 ① K		S S S 0-3 ② K		x 0-0 ② B5		x 0-0 ① F8	3 1	0 0	0 0	0 0	0 0	2 0	3 0
Inning Stats	R: 0 H: 1 E: 0 LOB: 2 K: 2 BB: 1 S: 8 P: 12	R: 0 H: 0 E: 0 LOB: 0 K: 1 BB: 0 S: 5 P: 5	R: 0 H: 0 E: 0 LOB: 0 K: 1 BB: 0 S: 5 P: 5	R: 0 H: 0 E: 0 LOB: 0 K: 1 BB: 0 S: 5 P: 5	R: 0 H: 1 E: 0 LOB: 2 K: 2 BB: 1 S: 8 P: 12	R: 2 H: 2 E: 1 LOB: 0 K: 0 BB: 0 S: 5 P: 5	R: 0 H: 1 E: 0 LOB: 0 K: 0 BB: 0 S: 3 P: 3	R: 4 H: 5 E: 1 LOB: 1 K: 1 BB: 0 S: 10 P: 10	R: 0 H: 0 E: 0 LOB: 0 K: 1 BB: 0 S: 5 P: 5	1B: 6 SF: 0 2B: 3 SAC: 1 3B: 0 DP: 0 HR: 1 HBP: 0					WP: 1 PA: 39 PB: 0 SB: 0 CS: 1		

PITCHER	IP	WLS	BF	H	R	ER	SO	BB	IBB	HBP	BLK	WP	HR	S	P	ERA	WHIP
Tom Seaver, R (1, 1) ERA: 2.09	8.0	L	35	10	6	4	8	2	0	0	0	1	1	49	57	4.50	1.500
Danny Frisella, R (9, 1) ERA: 2.25	1.0		3	0	0	0	1	0	0	0	0	0	0	5	5	0.00	0.000

PITCHER	IP	WLS	BF	H	R	ER	SO	BB	IBB	HBP	BLK	WP	HR	S	P	ERA	WHIP

TOP

San Diego Padres @ New York Mets

Shea Stadium, Flushing, NY

Sat May 06 1972, 3:33 AM EDT

Att. 19,048 - Unknown

livebaseballscorecards.com

AB	35
R	6
H	10
RBI	5
BB	2
SO	9
LOB	9

San Diego Padres @ New York Mets

Shea Stadium, Flushing, NY

Sat May 06 1972, 3:33 AM EDT

Att. 19,048 - Unknown

BOTTOM

Batter	1	2	3	4	5	6	7	8	9	AB	R	H	RBI	BB	SO	LOB
Bud Harrelson, S (1, 6) OBP: 0.320, SLG: 0.338	H 1-0 E S HBP	S S S 0-3 ③ K			X 0-0 CS 1B		X 0-0 ③ F9			3	0	1	0	0	1	1
Ken Boswell, L (1, 4) OBP: 0.246, SLG: 0.212	X 0-0 ① L8 1-2		S S S 0-3 ① K		X 0-0 ① ② 3-1 1-2			X 0-0 ① F7		4	0	0	0	0	1	2
Tommie Agee, R (1, 8) OBP: 0.342, SLG: 0.438	S S S 0-3 ② K		S S S 0-3 ② K		X 0-0 ③ 6-3			B B B 4-0 FC6-4 1B BB		3	0	0	0	1	2	1
Rusty Staub, L (1, 9) OBP: 0.360, SLG: 0.358	X 0-0 E1 FC5-4 2-3		X 0-0 ③ F8			X 0-0 ① 3-1		X 0-0 FC6-4 1-2 1B		4	0	1	0	0	0	1
Cleon Jones, R (1, 7) OBP: 0.364, SLG: 0.443	X 0-0 ③ FC5-4 1-2f			X 0-0 ① 4-3		S S S 0-3 ② K		X 0-0 ② FC6-4 1-2f 2-3		4	0	0	0	0	1	4
Jim Fregosi, R (1, 5) OBP: 0.338, SLG: 0.453		X 0-0 HR 1B		X 0-0 ② P6		X 0-0 ③ F7		S S S 0-3 ③ K		4	1	1	0	0	1	2
Ed Kranepool, L (1, 3) OBP: 0.291, SLG: 0.431 Ted Martinez, R (9, PH) OBP: 0.278, SLG: 0.444		X 0-0 1-H HR		X 0-0 2B			X 0-0 6-3 SH3-4 1B		X 0-0 ① 6-3	3 1	1 0	3 0	2 0	0 0	0 0	0 0
Jerry Grote, R (1, 2) OBP: 0.397, SLG: 0.449		S S S 0-3 ① K		4-0 IBB			X 0-0 ① SH3-4 1-2		S S S 0-3 ② K	2	0	0	0	1	2	0
Tom Seaver, R (1, 1) OBP: 0.133, SLG: 0.200 Danny Frisella, L (9, 1) Jim Beauchamp, R (9, PH) OBP: 0.154, SLG: 0.154		S S S 0-3 ② K		S S S 0-3 ③ K			X 0-0 ② 6-3 2-3		S S S 0-3 ③ K	3 0 1	0 0 0	0 0 0	0 0 0	0 0 1	2 0 0	3 0 0
Inning Stats	R: 0 H: 0 E: 1 LOB: 2 K: 1 BB: 0 S: 6 P: 7	R: 2 H: 2 E: 0 LOB: 0 K: 3 BB: 0 S: 11 P: 11	R: 0 H: 0 E: 0 LOB: 0 K: 2 BB: 0 S: 7 P: 7	R: 0 H: 1 E: 0 LOB: 2 K: 1 BB: 1 S: 6 P: 10	R: 0 H: 1 E: 0 LOB: 0 K: 0 BB: 0 S: 3 P: 3	R: 0 H: 0 E: 0 LOB: 0 K: 1 BB: 0 S: 5 P: 5	R: 0 H: 1 E: 0 LOB: 1 K: 0 BB: 0 S: 4 P: 4	R: 0 H: 1 E: 0 LOB: 2 K: 1 BB: 1 S: 6 P: 10	R: 0 H: 0 E: 0 LOB: 0 K: 2 BB: 0 S: 7 P: 7	1B: 4 2B: 1 3B: 0 HR: 1	SF: 0 SAC: 1 DP: 0 HBP: 1			WP: 0 PB: 0 SB: 1 CS: 1	PA: 36		

livebaseballscorecards.com

	AB	32
	R	2
	H	6
	RBI	2
	BB	2
	SO	11
	LOB	14

PITCHER		IP	WLS	BF	H	R	ER	SO	BB	IBB	HBP	BLK	WP	HR	S	P	ERA	WHIP
Bill Greif, R ERA: 5.55	(1, 1)	7.1	W	30	5	2	2	8	1	1	1	0	0	1	43	52	2.46	0.818
Mike Caldwell, L ERA: 1.74	(8, 1)	1.2	S	6	1	0	0	3	0	0	0	0	0	0	12	12	0.00	0.600

PITCHER	IP	WLS	BF	H	R	ER	SO	BB	IBB	HBP	BLK	WP	HR	S	P	ERA	WHIP

Batter	1	2	3	4	5	6	7	8	9	10	AB	R	H	RBI	BB	SO	LOB
Derrel Thomas, S (1, 4) OBP: 0.284, SLG: 0.296	0-0 SH3 FC6-4 2B		0-3 K		0-0 1-H HR	0-0 CS 1-2	0-0 3-1		0-3 K		5	2	2	2	0	2	0
Enzo Hernandez, R (1, 6) OBP: 0.183, SLG: 0.203	0-0 SH3 2-3		0-0 P4		0-0 F8		0-0 3-1 1B		0-0 F7		4	0	1	0	0	0	0
Leron Lee, L (1, 7) OBP: 0.463, SLG: 0.596	4-0 FC6-4 BB		0-0 L8		0-0 3B		0-0 3-1 1-2			0-0 6-3	4	0	1	0	1	0	1
Nate Colbert, R (1, 3) OBP: 0.333, SLG: 0.558	0-0 FC6-4 1-2f 3-H			0-3 K	0-0 F8		0-0 5-3			0-3 K	5	0	0	1	0	2	3
Ollie Brown, R (1, 9) OBP: 0.227, SLG: 0.213	0-0 F8			0-0 F9		0-0 3-1		0-0 5-3		0-0 5-3	5	0	0	0	0	0	1
Fred Kendall, R (1, 2) OBP: 0.333, SLG: 0.290		0-3 K		4-0 FC6-4 BB		0-0 HR 1B		0-0 FC6-4 1B			3	1	2	0	1	1	0
Johnny Jeter, R (1, 8) OBP: 0.314, SLG: 0.433		0-0 HR		0-0 FC6-4 1-2f		0-0 1-H HR		0-0 FC6-4 1-2f			4	2	2	3	0	0	2
Dave Campbell, R (1, 5) OBP: 0.266, SLG: 0.271		0-0 F9			0-0 F8	0-0 CS 1B		0-0 L9			4	0	1	0	0	0	1
Fred Norman, S (1, 1) OBP: 0.250, SLG: 0.333 Gary Ross, R (8, 1) Mike Caldwell, R (8, 1) Mike Corkins, R (9, 1) Mark Schaeffer, L (9, 1) Ed Acosta, S (9, 1)		0-3 K			0-0 HR 1B	0-0 F7			0-3 K		3 0 1 0 0 0	1 0 0 0 0 0	1 0 0 0 0 0	0 0 0 0 0 0	0 0 0 0 0 0	1 0 1 0 0 0	1 0 0 0 0 0
Inning Stats	R: 1 H: 1 E: 0 LOB: 1 K: 0 BB: 1 S: 4 P: 8	R: 1 H: 1 E: 0 LOB: 0 K: 2 BB: 0 S: 8 P: 8	R: 0 H: 0 E: 0 LOB: 0 K: 1 BB: 0 S: 5 P: 5	R: 0 H: 0 E: 0 LOB: 1 K: 1 BB: 1 S: 5 P: 9	R: 2 H: 3 E: 0 LOB: 1 K: 0 BB: 0 S: 6 P: 6	R: 2 H: 3 E: 0 LOB: 0 K: 0 BB: 0 S: 5 P: 5	R: 0 H: 1 E: 0 LOB: 1 K: 0 BB: 0 S: 4 P: 4	R: 0 H: 1 E: 0 LOB: 1 K: 0 BB: 0 S: 4 P: 4	R: 0 H: 0 E: 0 LOB: 0 K: 2 BB: 0 S: 7 P: 7	R: 0 H: 0 E: 0 LOB: 0 K: 1 BB: 0 S: 5 P: 5	1B: 5 SF: 0 2B: 1 SAC: 1 3B: 1 DP: 0 HR: 3 HBP: 0						

PITCHER		IP	WLS	BF	H	R	ER	SO	BB	IBB	HBP	BLK	WP	HR	S	P	ERA	WHIP
Gary Gentry, R ERA: 2.81	(1, 1)	5.0		22	5	4	4	4	2	0	0	0	0	2	28	36	7.20	1.400
Buzz Capra, R ERA: 5.63	(6, 1)	2.0		9	4	2	2	0	0	0	0	0	0	1	9	9	9.00	2.000
Chuck Taylor, R ERA: 5.4	(8, 1)	1.0		4	1	0	0	0	0	0	0	0	0	0	4	4	0.00	1.000
Tug McGraw, L ERA: 0.56	(9, 1)	2.0	W	6	0	0	0	3	0	0	0	0	0	0	12	12	0.00	0.000

PITCHER	IP	WLS	BF	H	R	ER	SO	BB	IBB	HBP	BLK	WP	HR	S	P	ERA	WHIP

TOP

San Diego Padres @ New York Mets

Shea Stadium, Flushing, NY

Sun May 07 1972, 3:33 AM EDT
Att. 21,906 - Unknown

livebaseballscorecards.com

AB	38
R	6
H	10
RBI	6
BB	2
SO	7
LOB	9

WP: 0 PA: 42
PB: 0
SB: 0
CS: 1

San Diego Padres @ New York Mets

Shea Stadium, Flushing, NY

Sun May 07 1972, 3:33 AM EDT
Att. 21,906 - Unknown

livebaseballscorecards.com

BOTTOM

Batter	1	2	3	4	5	6	7	8	9	10	AB	R	H	RBI	BB	SO	LOB
Bud Harrelson, S (1, 6) OBP: 0.309, SLG: 0.315	BBBB 4-0 G6-4-3 BB		x 0-0 ② F9		x 0-0 ② F7		x 0-0 ③ F2	x 0-0 ③ 1-3		x 0-0 E6 HR	5	1	0	0	1	0	3
Ted Martinez, R (1, 4) OBP: 0.292, SLG: 0.417	x 0-0 ①② G6-4-3 1-2f		x 0-0 ③ 4-3		x 0-0 ③ FC6-4 1-2f			x 0-0 2B E 1B	x 0-0 E7 1B 1B	x 0-0 ② P6	6	2	2	0	0	0	3
Tommie Agee, R (1, 8) OBP: 0.354, SLG: 0.500	x 0-0 E4 1B			x 0-0 ① 5-3		SSS 0-3 ① K		x 0-0 E 1-3 1B 2B	x 0-0 BB SH3-4 2-H 1B	x 0-0 2-H HR	6	2	3	3	0	1	0
Rusty Staub, L (1, 9) OBP: 0.380, SLG: 0.362	x 0-0 FC6-4 1-2 1B			BBBB 4-0 FC5 E BB		BBBB 4-0 1B BB		x 0-0 E1 1B 2B 2-3 3-H	x 0-0 ① SH3-4 1-2		2	1	1	1	2	0	1
Cleon Jones, R (1, 7) OBP: 0.366, SLG: 0.439	x 0-0 ③ FC6-4 1-2f			x 0-0 E4 1-2		x 0-0 G6-3 1-2 1B		x 0-0 2B SF8 1-2 3-H 1B	x 0-0 ② L9		5	1	2	1	0	0	4
Jim Fregosi, R (1, 5) OBP: 0.342, SLG: 0.456	x 0-0 ① F7			SSS 0-3 ② K		x 0-0 ②③ G6-3 1-2f		x 0-0 6-3 1-3 2-H 2B	BBBB 4-0 BB		4	1	1	1	1	1	4
Jim Beauchamp, R (1, 3) OBP: 0.125, SLG: 0.125 Ed Kranepool, L (8, PH) OBP: 0.298, SLG: 0.431 (9, 3)	SSS 0-3 ② K			x 0-0 ③ FC5 2-3f			x 0-0 ① 5-3	x 0-0 ① SF8 3-H	BBBB 4-0 FC6-4 1-2 2-3 BB		3 0	0 0	0 0	0 1	0 1	1 0	2 0
Jerry Grote, R (1, 2) OBP: 0.381, SLG: 0.426	x 0-0 ③ P6				x 0-0 FC6-4 1B		x 0-0 ② 6-3	x 0-0 ② 6-3 2-3	x 0-0 ③ FC6-4 1-2f		5	0	1	0	0	0	4
Gary Gentry, R (1, 1) OBP: 0.100, SLG: 0.100 Don Hahn, R (5, PH) Buzz Capra, R (6, 1) John Milner, L (7, PH) OBP: 0.500, SLG: 0.444 Chuck Taylor, R (8, 1) Duffy Dyer, R (8, PH) OBP: 0.500, SLG: 0.750 Tug McGraw, R (9, 1) OBP: 0.250, SLG: 0.250			SSS 0-3 ① K		x 0-0 ① F7		BBBB 4-0 BB	x 0-0 3-H 2B		x 0-0 ① 1-3	1 1 0 0 0 1 0 0	0 0 0 0 0 0 0 0	0 0 0 0 0 0 0 1	0 0 0 0 1 0 0 0	1 0 0 0 0 0 0 0	0 0 0 0 0 0 0 0	0 1 0 0 0 0 0 0
Inning Stats	R: 0 E: 1 K: 0 S: 4 H: 1 LOB: 2 BB: 1 P: 8	R: 0 E: 0 K: 1 S: 5 H: 0 LOB: 0 BB: 0 P: 5	R: 0 E: 0 K: 1 S: 5 H: 0 LOB: 0 BB: 0 P: 5	R: 0 E: 1 K: 1 S: 6 H: 0 LOB: 2 BB: 1 P: 10	R: 0 E: 0 K: 0 S: 4 H: 1 LOB: 1 BB: 0 P: 4	R: 0 E: 0 K: 1 S: 5 H: 1 LOB: 1 BB: 1 P: 9	R: 0 E: 0 K: 0 S: 3 H: 0 LOB: 1 BB: 1 P: 7	R: 5 E: 1 K: 0 S: 9 H: 5 LOB: 1 BB: 0 P: 9	R: 1 E: 1 K: 0 S: 5 H: 2 LOB: 3 BB: 2 P: 13	R: 2 E: 1 K: 0 S: 4 H: 1 LOB: 0 BB: 0 P: 4	1B: 7 2B: 3 3B: 0 HR: 1	SF: 1 SAC: 1 DP: 2 HBP: 0		WP: 0 PB: 0 SB: 0 CS: 0		PA: 48		

	AB	40
	R	8
	H	11
	RBI	8
	BB	6
	SO	4
	LOB	22

PITCHER		IP	WLS	BF	H	R	ER	SO	BB	IBB	HBP	BLK	WP	HR	S	P	ERA	WHIP
Fred Norman, L ERA: 2.91	(1, 1)	7.0		32	6	4	4	4	4	0	0	0	0	0	36	52	5.14	1.429
Gary Ross, R ERA: 2.79	(8, 1)	0.0		1	1	0	0	0	0	0	0	0	0	0	1	1	∞	∞
Mike Caldwell, L ERA: 2.31	(8, 1)	1.1		7	3	2	1	0	0	0	0	0	0	0	7	7	6.75	2.250
Mike Corkins, R ERA: 5.63	(9, 1)	0.1		2	0	0	0	0	1	0	0	0	0	0	1	5	0.00	3.000
Mark Schaeffer, L ERA:	(9, 1)	0.0		1	0	0	0	0	1	0	0	0	0	0	0	4	∞	∞

PITCHER		IP	WLS	BF	H	R	ER	SO	BB	IBB	HBP	BLK	WP	HR	S	P	ERA	WHIP
Ed Acosta, R ERA: 3.09	(9, 1)	1.0	L	5	1	2	0	0	0	0	0	0	0	1	5	5	0.00	1.000

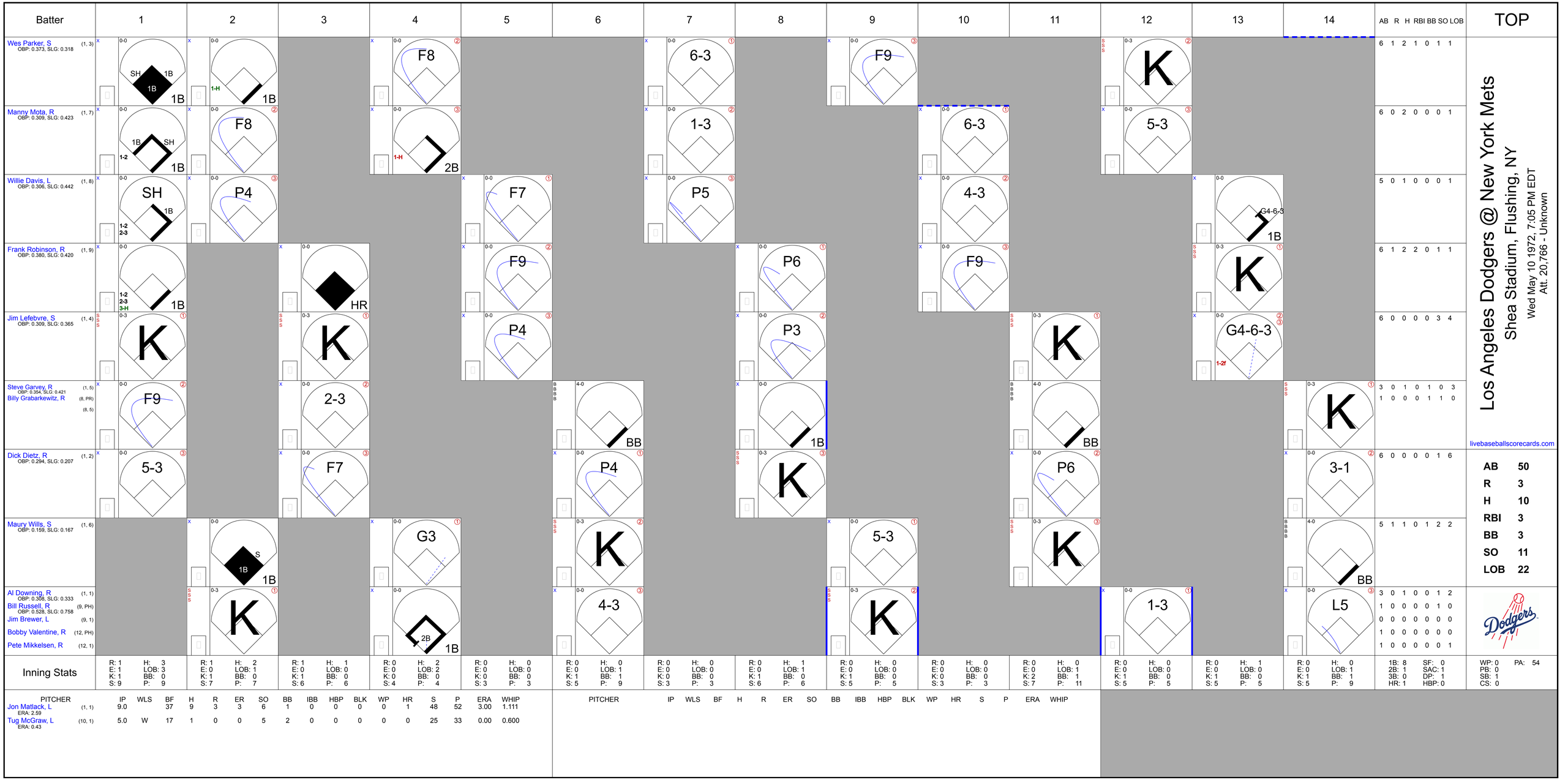
Batter
1
2
3
4
5
6
7
8
9
10
11
12
13
14
AB R H RBI BB SO LOB
TOP
Wes Parker, S (1, 3) OBP: 0.373, SLG: 0.318
Manny Mota, R (1, 7) OBP: 0.309, SLG: 0.423
Willie Davis, L (1, 8) OBP: 0.306, SLG: 0.442
Frank Robinson, R (1, 9) OBP: 0.380, SLG: 0.420
Jim Lefebvre, S (1, 4) OBP: 0.309, SLG: 0.365
Steve Garvey, R (1, 5) OBP: 0.354, SLG: 0.421
Billy Grabarkewitz, R (8, PR) (8, 5)
Dick Dietz, R (1, 2) OBP: 0.294, SLG: 0.207
Maury Wills, S (1, 6) OBP: 0.159, SLG: 0.167
Al Downing, R (1, 1) OBP: 0.308, SLG: 0.333
Bill Russell, R (9, PH) OBP: 0.528, SLG: 0.758
Jim Brewer, L (9, 1)
Bobby Valentine, R (12, PH)
Pete Mikkelsen, R (12, 1)
Inning Stats
PITCHER IP WLS BF H R ER SO BB IBB HBP BLK WP HR S P ERA WHIP
Jon Matlack, L (1, 1) ERA: 2.59
Tug McGraw, L (10, 1) ERA: 0.43
Los Angeles Dodgers @ New York Mets
Shea Stadium, Flushing, NY
Wed May 10 1972, 7:05 PM EDT
Att. 20,766 - Unknown
livebaseballscorecards.com
AB 50
R 3
H 10
RBI 3
BB 3
SO 11
LOB 22
1B: 8 SF: 0
2B: 1 SAC: 1
3B: 0 DP: 1
HR: 1 HBP: 0
PA: 54
WP: 0
PB: 0
SB: 1
CS: 0

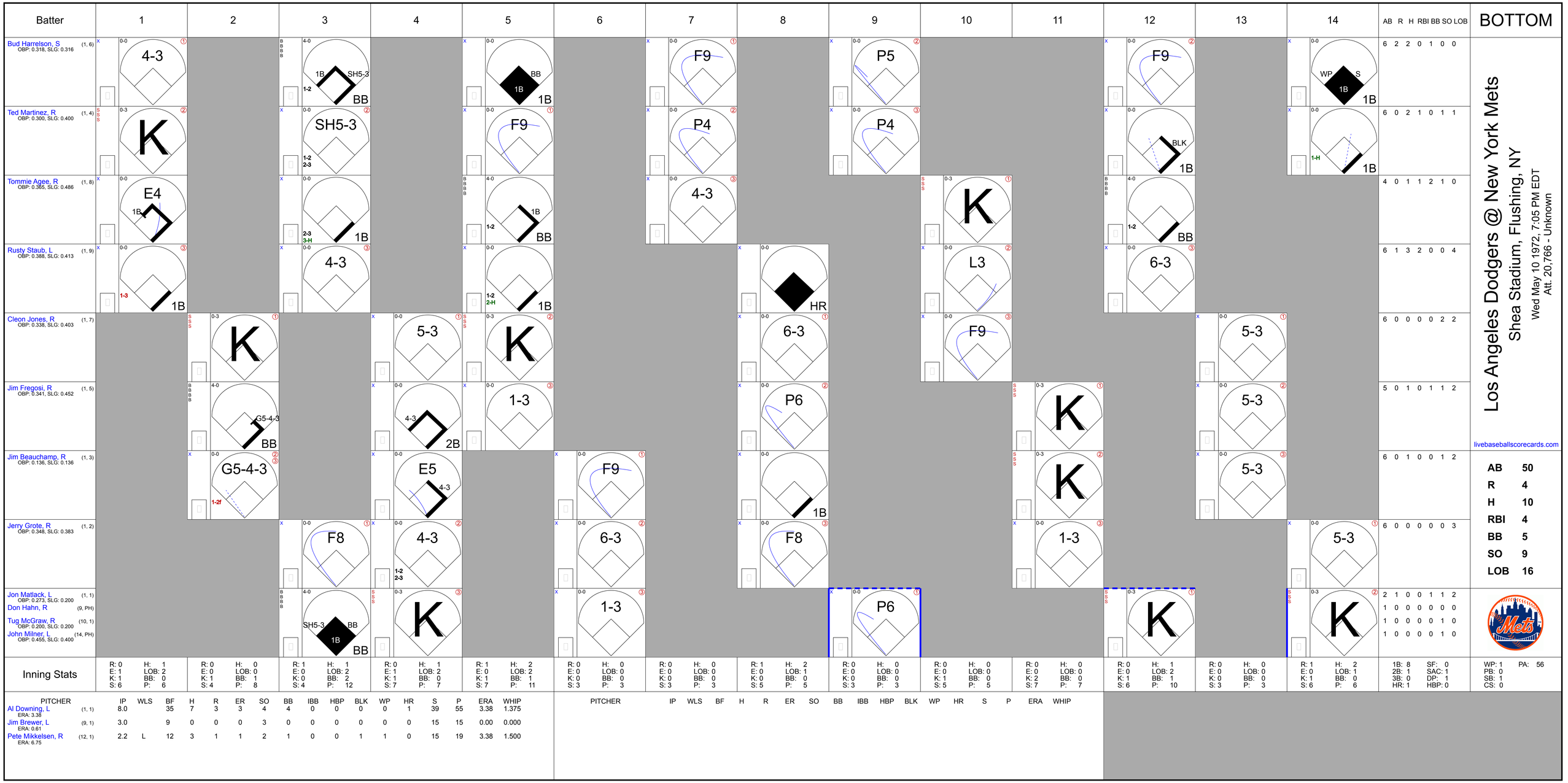
Batter
1
2
3
4
5
6
7
8
9
10
11
12
13
14
AB R H RBI BB SO LOB
BOTTOM
Bud Harrelson, S (1, 6) OBP: 0.318, SLG: 0.316
4-3
1B SH5-3 1-2 BB
BB 1B 1B
6 2 2 0 1 0 0
Ted Martinez, R (1, 4) OBP: 0.300, SLG: 0.400
K
SH5-3 1-2 2-3
F9
P4
P4
F9
BLK 1B
WP S 1B 1B
1-H 1B
6 0 2 1 0 1 1
Tommie Agee, R (1, 8) OBP: 0.365, SLG: 0.486
E4 1B
2-3 3-H 1B
1-2 1B BB
4-3
K
1-2 BB
4 0 1 1 2 1 0
Rusty Staub, L (1, 9) OBP: 0.388, SLG: 0.413
1-3 1B
4-3
1-2 2-H 1B
HR
L3
6-3
6 1 3 2 0 0 4
Cleon Jones, R (1, 7) OBP: 0.338, SLG: 0.403
K
5-3
K
6-3
F9
5-3
6 0 0 0 0 2 2
Jim Fregosi, R (1, 5) OBP: 0.341, SLG: 0.452
G5-4-3 BB
4-3 2B
1-3
P6
K
5-3
5 0 1 0 1 1 2
Jim Beauchamp, R (1, 3) OBP: 0.136, SLG: 0.136
G5-4-3 1-2f
E5 4-3
F9
1B
K
5-3
6 0 1 0 0 1 2
Jerry Grote, R (1, 2) OBP: 0.348, SLG: 0.383
F8
4-3 1-2 2-3
6-3
F8
1-3
5-3
6 0 0 0 0 0 3
Jon Matlack, L (1, 1) OBP: 0.273, SLG: 0.200
Don Hahn, R (9, PH)
Tug McGraw, R (10, 1) OBP: 0.200, SLG: 0.200
John Milner, L (14, PH) OBP: 0.455, SLG: 0.400
SH5-3 BB 1B BB
K
1-3
P6
K
K
2 1 0 0 1 1 2
1 0 0 0 0 0 0
1 0 0 0 0 1 0
1 0 0 0 0 1 0
Inning Stats
R: 0 E: 1 K: 1 S: 6 H: 1 LOB: 2 BB: 0 P: 6
R: 0 E: 0 K: 1 S: 4 H: 0 LOB: 0 BB: 1 P: 8
R: 1 E: 0 K: 0 S: 4 H: 1 LOB: 2 BB: 2 P: 12
R: 0 E: 1 K: 1 S: 7 H: 1 LOB: 2 BB: 0 P: 7
R: 1 E: 0 K: 1 S: 7 H: 2 LOB: 2 BB: 1 P: 11
R: 0 E: 0 K: 0 S: 3 H: 0 LOB: 0 BB: 0 P: 3
R: 0 E: 0 K: 0 S: 3 H: 0 LOB: 0 BB: 0 P: 3
R: 1 E: 0 K: 0 S: 5 H: 2 LOB: 1 BB: 0 P: 5
R: 0 E: 0 K: 0 S: 3 H: 0 LOB: 0 BB: 0 P: 3
R: 0 E: 0 K: 1 S: 5 H: 0 LOB: 0 BB: 0 P: 5
R: 0 E: 0 K: 2 S: 7 H: 0 LOB: 0 BB: 0 P: 7
R: 0 E: 0 K: 1 S: 6 H: 1 LOB: 2 BB: 1 P: 10
R: 0 E: 0 K: 0 S: 3 H: 0 LOB: 0 BB: 0 P: 3
R: 1 E: 0 K: 1 S: 6 H: 2 LOB: 1 BB: 0 P: 6
1B: 8 2B: 1 3B: 0 HR: 1
SF: 0 SAC: 1 DP: 1 HBP: 0
PITCHER IP WLS BF H R ER SO BB IBB HBP BLK WP HR S P ERA WHIP
Al Downing, L (1, 1) ERA: 3.38 8.0 35 7 3 3 4 4 0 0 0 0 1 39 55 3.38 1.375
Jim Brewer, L (9, 1) ERA: 0.61 3.0 9 0 0 0 3 0 0 0 0 0 0 15 15 0.00 0.000
Pete Mikkelsen, R (12, 1) ERA: 6.75 2.2 L 12 3 1 1 2 1 0 0 1 1 0 15 19 3.38 1.500
PITCHER IP WLS BF H R ER SO BB IBB HBP BLK WP HR S P ERA WHIP
Los Angeles Dodgers @ New York Mets
Shea Stadium, Flushing, NY
Wed May 10 1972, 7:05 PM EDT
Att. 20,766 - Unknown
livebaseballscorecards.com
AB 50
R 4
H 10
RBI 4
BB 5
SO 9
LOB 16
WP: 1 PB: 0 SB: 1 CS: 0
PA: 56

Batter	1	2	3	4	5	6	7	8	9	AB	R	H	RBI	BB	SO	LOB
Billy Grabarkewitz, R (1, 5)	6-3		BB G6-3		K 1-2			K		3	0	0	0	1	2	1
Bill Buckner, L (1, 9) OBP: 0.250, SLG: 0.216	CS 1B		G6-3 1-2f			BB G4-6-3			1B 1B	3	1	2	0	1	0	1
Willie Davis, L (1, 8) OBP: 0.314, SLG: 0.455	F9 1-2		2B			F9			1B 1-2	4	0	2	0	0	0	2
Willie Crawford, L (1, 7) OBP: 0.333, SLG: 0.549		K	L3			G4-6-3 1-2f			F8	4	0	0	0	0	1	4
Wes Parker, S (1, 3) OBP: 0.380, SLG: 0.319		BB 1B 1B		4-3			F8		L3 1-2 2-H	3	0	1	1	1	0	0
Duke Sims, L (1, 2) OBP: 0.194, SLG: 0.267		1B 1-2		K			P6		L3 1-2	4	0	1	0	0	1	2
Bill Russell, R (1, 6) OBP: 0.513, SLG: 0.722		1B 1-2 2-3		5-3			5-3			3	0	1	0	0	0	0
Bobby Valentine, R (1, 4)		K			CS BB			6-3		2	0	0	0	1	1	3
Bill Singer, R (1, 1) OBP: 0.077, SLG: 0.077		5-3			B1-4			K		2	0	0	0	0	0	4
Manny Mota, R (8, PH) OBP: 0.304, SLG: 0.415										1	0	0	0	0	1	0
Hoyt Wilhelm, R (8, 1)										0	0	0	0	0	0	0
Inning Stats	R: 0 H: 1 E: 0 LOB: 0 K: 0 BB: 0 S: 3 P: 3	R: 0 H: 2 E: 0 LOB: 3 K: 2 BB: 1 S: 9 P: 13	R: 0 H: 1 E: 0 LOB: 1 K: 0 BB: 1 S: 3 P: 7	R: 0 H: 0 E: 0 LOB: 0 K: 1 BB: 0 S: 5 P: 5	R: 0 H: 0 E: 0 LOB: 1 K: 1 BB: 1 S: 4 P: 8	R: 0 H: 0 E: 0 LOB: 0 K: 0 BB: 1 S: 2 P: 6	R: 0 H: 0 E: 0 LOB: 0 K: 0 BB: 0 S: 3 P: 3	R: 0 H: 0 E: 0 LOB: 0 K: 2 BB: 0 S: 7 P: 7	R: 1 H: 3 E: 0 LOB: 1 K: 0 BB: 0 S: 5 P: 5	1B: 6 SF: 0 2B: 3 SAC: 0 3B: 0 DP: 4 HR: 0 HBP: 0						

TOP

Los Angeles Dodgers @ New York Mets

Shea Stadium, Flushing, NY

Thu May 11 1972, 3:33 AM EDT

Att. 8,299 - Unknown

livebaseballscorecards.com

AB	29
R	1
H	7
RBI	1
BB	4
SO	6
LOB	17

WP: 0 PA: 33
PB: 0
SB: 0
CS: 2

PITCHER	IP	WLS	BF	H	R	ER	SO	BB	IBB	HBP	BLK	WP	HR	S	P	ERA	WHIP
Tom Seaver, R (1, 1) ERA: 1.93	8.0	W	29	5	1	1	6	4	0	0	0	0	0	37	53	1.12	1.125
Danny Frisella, R (9, 1) ERA: 1.8	1.0	S	4	2	0	0	0	0	0	0	0	0	0	4	4	0.00	2.000

PITCHER	IP	WLS	BF	H	R	ER	SO	BB	IBB	HBP	BLK	WP	HR	S	P	ERA	WHIP

Batter	1	2	3	4	5	6	7	8	9	AB	R	H	RBI	BB	SO	LOB
Bud Harrelson, S (1, 6) OBP: 0.326, SLG: 0.317	F2		1-2 1B		BBB E BB BB		4-3			3	0	1	0	1	0	0
Ken Boswell, L (1, 4) OBP: 0.246, SLG: 0.200	F7		P6		BBB 1-2 2-3 E BB			F5		3	0	0	0	1	0	2
John Milner, L (1, 7) OBP: 0.400, SLG: 0.357	K			G1-6-3 1B	F7			4-3		4	0	1	0	0	1	3
Rusty Staub, L (1, 9) OBP: 0.382, SLG: 0.397		4-3		G1-6-3 1-2f	G3 1-2 2-3 3-H			BBB 4-0 BB		3	0	0	0	1	0	3
Cleon Jones, R (1, 8) OBP: 0.333, SLG: 0.395		4-3		1B		1-3		1-6-3		4	0	1	0	0	0	1
Jim Fregosi, R (1, 5) OBP: 0.329, SLG: 0.434		K		F3		F7				3	0	0	0	0	1	1
Ed Kranepool, L (1, 3) OBP: 0.300, SLG: 0.481			G3		HR	4-1				3	1	1	1	0	0	0
Duffy Dyer, R (1, 2) OBP: 0.429, SLG: 0.500			K		BBB 4-0 BB SH2-3 E BB		K			2	1	0	0	1	2	0
Tom Seaver, R (1, 1) OBP: 0.176, SLG: 0.235			1B 1B		SH2-3 1-2		K			2	0	1	0	0	1	0
Danny Frisella, L (9, 1)										0	0	0	0	0	0	0
Inning Stats	R: 0 E: 0 K: 1 S: 5 H: 0 LOB: 0 BB: 0 P: 5	R: 0 E: 0 K: 1 S: 5 H: 0 LOB: 0 BB: 0 P: 5	R: 0 E: 0 K: 1 S: 7 H: 2 LOB: 2 BB: 0 P: 7	R: 0 E: 0 K: 0 S: 4 H: 2 LOB: 1 BB: 0 P: 4	R: 2 E: 1 K: 0 S: 4 H: 1 LOB: 2 BB: 3 P: 16	R: 0 E: 0 K: 0 S: 3 H: 0 LOB: 0 BB: 0 P: 3	R: 0 E: 0 K: 2 S: 7 H: 0 LOB: 0 BB: 0 P: 7	R: 0 E: 0 K: 0 S: 3 H: 0 LOB: 1 BB: 1 P: 7		1B: 4 2B: 0 3B: 0 HR: 1 SF: 0 SAC: 1 DP: 1 HBP: 0						

PITCHER		IP	WLS	BF	H	R	ER	SO	BB	IBB	HBP	BLK	WP	HR	S	P	ERA	WHIP
Bill Singer, R ERA: 2.61	(1, 1)	7.0	L	28	5	2	1	5	3	0	0	0	0	1	35	47	1.29	1.143
Hoyt Wilhelm, R ERA: 5.79	(8, 1)	1.0		4	0	0	0	0	1	0	0	0	0	0	3	7	0.00	1.000

PITCHER	IP	WLS	BF	H	R	ER	SO	BB	IBB	HBP	BLK	WP	HR	S	P	ERA	WHIP

BOTTOM

Los Angeles Dodgers @ New York Mets

Shea Stadium, Flushing, NY

Thu May 11 1972, 3:33 AM EDT

Att. 8,299 - Unknown

livebaseballscorecards.com

AB	27
R	2
H	5
RBI	1
BB	4
SO	5
LOB	10

Los Angeles Dodgers @ New York Mets

Shea Stadium, Flushing, NY

Thu May 11 1972, 7:05 PM EDT

Att. 20,433 - Unknown

TOP

livebaseballscorecards.com

Batter	1	2	3	4	5	6	7	8	9	AB	R	H	RBI	BB	SO	LOB
Bill Russell, R (1, 6) OBP: 0.500, SLG: 0.707	F9		K		6-3		2B 2-H 3-H		1B 1-2	5	0	2	2	0	1	1
Bill Buckner, L (1, 3) OBP: 0.227, SLG: 0.195	5-3		F9			1-3	P4		6-3	4	0	0	0	0	0	1
Wes Parker, S (9, PH) OBP: 0.375, SLG: 0.314 (9, 3)										1	0	0	0	0	0	2
Willie Davis, L (1, 8) OBP: 0.311, SLG: 0.476	6-3			HR		P5		E3 S 6-3 FC4-2		4	1	1	1	0	0	0
Frank Robinson, R (1, 9) OBP: 0.361, SLG: 0.397		F3		K		P4		6-3 1-2		4	0	0	0	0	1	1
Willie Crawford, L (1, 7) OBP: 0.361, SLG: 0.673		2B		HR			3B 2B	FC4-2 2-H		4	2	3	1	0	0	1
Billy Grabarkewitz, R (1, 5) OBP: 0.158, SLG: 0.125		K		K			2B 1B 3-H	K		4	1	1	1	0	3	2
Chris Cannizzaro, R (1, 2) OBP: 0.412, SLG: 0.467		L1		F9			2B 1B SH2-4 HBP 2-H		K	4	1	1	1	0	1	1
Bobby Valentine, R (1, 4) OBP: 0.273, SLG: 0.111			FC1-6 1B		K		SH2-4 2B HBP 1-2		6-3	3	1	1	0	0	1	0
Tommy John, R (1, 1) OBP: 0.071, SLG: 0.071			FC1-6 1-2f		6-3		SH2-4 1-2 2-3		1B 1B	2	0	0	0	0	0	1
Pete Richert, L (8, 1) OBP: 0.667, SLG: 0.667										1	0	1	0	0	0	0

Inning Stats	R: 0 E: 0 K: 0 S: 3	H: 0 LOB: 0 BB: 0 P: 3	R: 0 E: 0 K: 1 S: 6	H: 1 LOB: 1 BB: 0 P: 6	R: 0 E: 0 K: 1 S: 6	H: 1 LOB: 1 BB: 0 P: 6	R: 2 E: 0 K: 2 S: 9	H: 2 LOB: 0 BB: 0 P: 9	R: 0 E: 0 K: 1 S: 5	H: 0 LOB: 0 BB: 0 P: 5	R: 0 E: 0 K: 0 S: 3	H: 0 LOB: 0 BB: 0 P: 3	R: 4 E: 0 K: 0 S: 6	H: 4 LOB: 0 BB: 0 P: 7	R: 0 E: 1 K: 1 S: 6	H: 0 LOB: 1 BB: 0 P: 6	R: 0 E: 0 K: 1 S: 7	H: 2 LOB: 2 BB: 0 P: 7	1B: 4 2B: 3 3B: 1 HR: 2	SF: 0 SAC: 1 DP: 0 HBP: 1	WP: 0 PB: 0 SB: 1 CS: 0	PA: 38

PITCHER		IP	WLS	BF	H	R	ER	SO	BB	IBB	HBP	BLK	WP	HR	S	P	ERA	WHIP
Jim McAndrew, R ERA: 5.56	(1, 1)	6.0	L	26	7	6	6	5	0	0	1	0	0	2	35	36	9.00	1.167
Chuck Taylor, R ERA: 4.91	(7, 1)	1.0		3	1	0	0	0	0	0	0	0	0	0	3	3	0.00	1.000
Jerry Koosman, L ERA: 9.35	(8, 1)	2.0		9	2	0	0	2	0	0	0	0	0	0	13	13	0.00	1.000

PITCHER	IP	WLS	BF	H	R	ER	SO	BB	IBB	HBP	BLK	WP	HR	S	P	ERA	WHIP

AB	36
R	6
H	10
RBI	6
BB	0
SO	7
LOB	10

Batter	1	2	3	4	5	6	7	8	9	AB	R	H	RBI	BB	SO	LOB
Bud Harrelson, S (1, 6) OBP: 0.309, SLG: 0.299	F9		6-3			5-3	1-3		P6	5	0	0	0	0	0	3
Ted Martinez, R (1, 4) OBP: 0.314, SLG: 0.457	3B			1-3		FC6-4 1B		E6 2B	6-3	5	1	2	0	0	0	1
Tommie Agee, R (1, 8) OBP: 0.367, SLG: 0.494	K			G3-6 1B		FC6-4 1-2f		4-3 1B 1-H 2B	6-3	5	1	2	1	0	1	3
Rusty Staub, L (1, 9) OBP: 0.366, SLG: 0.378	G3			G3-6 1-2f		4-1		4-3 2-3		4	0	0	0	0	0	4
Cleon Jones, R (1, 7) OBP: 0.353, SLG: 0.413		1-3			G6-4-3 1B		FC1-6 1B SF8		FC6-4 1B 3-H	4	1	3	1	0	0	0
Jim Fregosi, R (1, 5) OBP: 0.337, SLG: 0.438		5-3			G6-4-3 1B 1-2		FC1-6 1B 1-2		FC6-4 PB 1B 1-2f	4	1	2	0	0	0	1
Jim Beauchamp, R (1, 3) OBP: 0.154, SLG: 0.154		1-3			G6-4-3 1-2f 2-3		FC1-6 E 1-2f 2-3		FC6-4 1B 1-H	4	0	1	1	0	0	4
Jerry Grote, R (1, 2) OBP: 0.342, SLG: 0.371			6-3		IBB		SF8 3-H		FC6-4 1-2f	2	0	0	1	1	0	1
Jim McAndrew, R (1, 1) Chuck Taylor, R (7, 1) Don Hahn, R (7, PH) Jerry Koosman, R (8, 1) OBP: 0.333, SLG: 0.333 Duffy Dyer, R (9, PH) OBP: 0.500, SLG: 0.714			G3		2-3		E6 1-2		2B	2 0 1 0 1	0 0 0 0 0	0 0 0 0 0	0 0 0 0 0	0 0 0 0 0	0 0 0 0 0	2 0 1 0 0
Inning Stats	R: 0 E: 0 K: 1 S: 6 H: 1 LOB: 1 BB: 0 P: 6	R: 0 E: 0 K: 0 S: 3 H: 0 LOB: 0 BB: 0 P: 3	R: 0 E: 0 K: 0 S: 3 H: 0 LOB: 0 BB: 0 P: 3	R: 0 E: 0 K: 0 S: 3 H: 1 LOB: 0 BB: 0 P: 3	R: 0 E: 0 K: 0 S: 4 H: 2 LOB: 2 BB: 1 P: 8	R: 0 E: 0 K: 0 S: 4 H: 1 LOB: 1 BB: 0 P: 4	R: 1 E: 1 K: 0 S: 6 H: 2 LOB: 2 BB: 0 P: 6	R: 3 E: 1 K: 0 S: 7 H: 3 LOB: 1 BB: 0 P: 7	R: 0 E: 0 K: 0 S: 4 H: 1 LOB: 1 BB: 0 P: 4	1B: 8 2B: 2 3B: 1 HR: 0	SF: 1 SAC: 0 DP: 2 HBP: 0					

PITCHER		IP	WLS	BF	H	R	ER	SO	BB	IBB	HBP	BLK	WP	HR	S	P	ERA	WHIP
Tommy John, L ERA: 2.02	(1, 1)	7.2	W	34	10	4	2	1	0	1	0	0	0	0	35	39	2.35	1.304
Pete Richert, L ERA: 4.26	(8, 1)	1.1	S	5	1	0	0	0	0	0	0	0	0	0	5	5	0.00	0.750

PITCHER	IP	WLS	BF	H	R	ER	SO	BB	IBB	HBP	BLK	WP	HR	S	P	ERA	WHIP

BOTTOM

Los Angeles Dodgers @ New York Mets

Shea Stadium, Flushing, NY

Thu May 11 1972, 7:05 PM EDT

Att. 20,433 - Unknown

livebaseballscorecards.com

AB	37
R	4
H	11
RBI	4
BB	1
SO	1
LOB	20

Batter	1	2	3	4	5	6	7	8	9	AB	R	H	RBI	BB	SO	LOB
Chris Speier, R (1, 6) OBP: 0.353, SLG: 0.466	BBBB 4-0 G6-4-3 BB		x 0-0 6-3 ③			x 0-0 HR	x 0-0 1-3 2B		x 0-0 6-3 ③	4	1	2	1	1	0	2
Tito Fuentes, S (1, 4) OBP: 0.289, SLG: 0.364	SSS 0-3 K ①			SSS 0-3 K ①		x 0-0 1B 1B 1B	x 0-0 P8 ③			4	0	1	0	0	2	3
Bobby Bonds, R (1, 9) OBP: 0.345, SLG: 0.515	x 0-0 G6-4-3 ② ③ 1-2f			BBBB 4-0 F8 1B BB		x 0-0 1B 1-2 1B		BBBB 4-0 WP BB		2	0	1	0	2	0	1
Dave Kingman, R (1, 3) OBP: 0.303, SLG: 0.534		x 0-0 F8 PO 2B		x 0-0 F8 1-2 1B		x 0-0 ① 1-3 2-H 1B		x 0-0 ① 5-3 1-2		4	0	3	0	0	0	1
Ken Henderson, S (1, 8) OBP: 0.294, SLG: 0.330		x 0-0 ① F8 2-3		x 0-0 ② F8 1-2 2-3		4-0 G6-3 IBB		4-0 G6-3 IBB		2	0	0	0	2	0	3
Al Gallagher, R (1, 5) OBP: 0.368, SLG: 0.327 Jerry Johnson, R (8, 1)	SSS 0-3 K ②			x 0-0 F9 ③		x 0-0 ② ③ G6-3 1-2f		x 0-0 ② ③ G6-3 1-2f		4 0	0 0	0 0	0 0	0 0	1 0	8 0
Garry Maddox, R (1, 7) OBP: 0.286, SLG: 0.327	BBBB 4-0 BB				x 0-0 ① P6		x 0-0 ① L6		x 0-0 ① F7	3	0	0	0	1	0	0
Dave Rader, L (1, 2) OBP: 0.250, SLG: 0.362 Jimmy Rosario, S (9, PR) Fran Healy, R (9, 2) OBP: 0.196, SLG: 0.156		0-0 ③ PO 3-H	SSS 0-3 K ①		x 0-0 ② G3		x 0-0 ② P6		x 0-0 E5 SH1-4	4 0 0	0 0 0	0 0 0	0 0 0	0 0 0	1 0 0	0 0 0
Steve Stone, R (1, 1) Chris Arnold, R (8, 5) OBP: 0.419, SLG: 0.333			SSS 0-3 K ②	SSS 0-3 K ③		BBBB 4-0 2B BB			x 0-0 SH1-4 1-2 ②	2 0	0 0	0 0	0 0	1 0	2 0	0 0
Inning Stats	R: 0 E: 0 K: 1 S: 4 H: 0 LOB: 0 BB: 1 P: 8	R: 0 E: 0 K: 1 S: 5 H: 1 LOB: 1 BB: 1 P: 9	R: 0 E: 0 K: 2 S: 7 H: 0 LOB: 0 BB: 0 P: 7	R: 0 E: 0 K: 1 S: 6 H: 1 LOB: 2 BB: 1 P: 10	R: 0 E: 0 K: 1 S: 5 H: 0 LOB: 0 BB: 0 P: 5	R: 1 E: 0 K: 0 S: 5 H: 4 LOB: 2 BB: 1 P: 9	R: 0 E: 0 K: 0 S: 4 H: 1 LOB: 2 BB: 1 P: 8	R: 0 E: 0 K: 0 S: 2 H: 0 LOB: 1 BB: 2 P: 10	R: 0 E: 1 K: 0 S: 4 H: 0 LOB: 2 BB: 0 P: 4	1B: 4 2B: 2 3B: 0 HR: 1 SF: 0 SAC: 1 DP: 3 HBP: 0						

PITCHER		IP	WLS	BF	H	R	ER	SO	BB	IBB	HBP	BLK	WP	HR	S	P	ERA	WHIP
Gary Gentry, R ERA: 2.54	(1, 1)	7.0		30	7	1	1	6	5	1	0	0	0	1	36	60	1.29	1.714
Chuck Taylor, R ERA: 4.5	(8, 1)	1.0		3	0	0	0	0	0	1	0	0	1	0	2	6	0.00	0.000
Danny Frisella, R ERA: 1.5	(9, 1)	1.0	W	4	0	0	0	0	0	0	0	0	0	0	4	4	0.00	0.000

PITCHER	IP	WLS	BF	H	R	ER	SO	BB	IBB	HBP	BLK	WP	HR	S	P	ERA	WHIP

TOP

San Francisco Giants @ New York Mets

Shea Stadium, Flushing, NY

Fri May 12 1972, 7:05 PM EDT

Att. 44,271 - Unknown

livebaseballscorecards.com

AB	29
R	1
H	7
RBI	1
BB	7
SO	6
LOB	18

WP: 1	PA: 38		
PB: 0			
SB: 0			
CS: 0			

Batter	1	2	3	4	5	6	7	8	9	AB	R	H	RBI	BB	SO	LOB
Bud Harrelson, S (1, 6) OBP: 0.307, SLG: 0.297	K		3-1 1B			4-3		B2-3		4	0	1	0	0	1	1
Ken Boswell, L (1, 4) OBP: 0.262, SLG: 0.237	1B		3-1			F9		2-H 2B		4	0	2	1	0	0	2
Tommie Agee, R (1, 8) OBP: 0.362, SLG: 0.482	L3 1B		F8			5-3		F9		4	0	1	0	0	0	3
Rusty Staub, L (1, 9) OBP: 0.351, SLG: 0.360	L3			L3			1-3		6-3	4	0	0	0	0	0	2
Cleon Jones, R (1, 7) OBP: 0.360, SLG: 0.410		K		K			1B		1B BB	3	1	1	0	1	2	0
Jim Fregosi, R (1, 5) OBP: 0.344, SLG: 0.434		G4-6-3 BB		1-3			K		1B IBB	3	0	1	0	1	1	1
Ed Kranepool, L (1, 3) OBP: 0.297, SLG: 0.456		G4-6-3	F9			F9			1B IBB	3	0	0	0	1	0	2
Jerry Grote, R (1, 2) OBP: 0.351, SLG: 0.379			3-1 1B	F7				B3		4	0	2	1	0	0	0
Gary Gentry, R (1, 1) OBP: 0.083, SLG: 0.083			K	6-3				B2-3 2B BB		2	0	0	0	0	1	1
Chuck Taylor, R (8, 1)										0	0	0	0	0	0	0
John Milner, L (8, PH) OBP: 0.438, SLG: 0.357										0	1	0	0	1	0	0
Danny Frisella, L (9, 1)										0	0	0	0	0	0	0
Inning Stats	R: 0 E: 0 K: 1 S: 6 H: 2 LOB: 1 BB: 0 P: 6	R: 0 E: 0 K: 1 S: 4 H: 0 LOB: 0 BB: 1 P: 8	R: 0 E: 0 K: 1 S: 7 H: 2 LOB: 2 BB: 0 P: 7	R: 0 E: 0 K: 1 S: 5 H: 0 LOB: 0 BB: 0 P: 5	R: 0 E: 0 K: 0 S: 3 H: 0 LOB: 0 BB: 0 P: 3	R: 0 E: 0 K: 0 S: 3 H: 0 LOB: 0 BB: 0 P: 3	R: 0 E: 0 K: 1 S: 6 H: 1 LOB: 1 BB: 0 P: 6	R: 1 E: 0 K: 0 S: 4 H: 1 LOB: 1 BB: 1 P: 8	R: 1 E: 0 K: 0 S: 3 H: 2 LOB: 3 BB: 2 P: 11	1B: 7 2B: 2 3B: 0 HR: 0	SF: 0 SAC: 0 DP: 2 HBP: 0						

PITCHER		IP	WLS	BF	H	R	ER	SO	BB	IBB	HBP	BLK	WP	HR	S	P	ERA	WHIP
Steve Stone, R ERA: 2.28	(1, 1)	7.2		29	6	1	1	5	2	0	0	0	0	0	37	45	1.17	1.043
Jerry Johnson, R ERA: 12.66	(8, 1)	0.2	L	6	2	1	1	0	1	1	0	0	0	0	4	12	13.50	4.500

PITCHER	IP	WLS	BF	H	R	ER	SO	BB	IBB	HBP	BLK	WP	HR	S	P	ERA	WHIP

BOTTOM

San Francisco Giants @ New York Mets

Shea Stadium, Flushing, NY

Fri May 12 1972, 7:05 PM EDT

Att. 44,271 - Unknown

livebaseballscorecards.com

AB	31
R	2
H	8
RBI	2
BB	4
SO	5
LOB	12

PA: 35

WP: 0 PB: 0 SB: 0 CS: 0

Batter	1	2	3	4	5	6	7	8	9	AB	R	H	RBI	BB	SO	LOB
Chris Speier, R (1, 6) OBP: 0.367, SLG: 0.467	SSS 0-3 ① K		x 0-0 G1-6-3 1-3 1B			B B B B 4-0 FC5-4 BB		B B B B 4-0 BB		2	0	1	0	2	1	0
Tito Fuentes, S (1, 4) OBP: 0.280, SLG: 0.351	SSS 0-3 ② K		x 0-0 ②③ G1-6-3 1-2f			x 0-0 ① F2		x 0-0 ③ 5-3		4	0	0	0	0	1	4
Bobby Bonds, R (1, 9) OBP: 0.333, SLG: 0.495	SSS 0-3 ③ K			S S S 0-3 ① K		x 0-0 ② FC5-4 CS 1-2f			SSS 0-3 ① K	4	0	0	0	0	3	1
Dave Kingman, R (1, 3) OBP: 0.319, SLG: 0.529		B B B B 4-0 1-3 BB		B B B B 4-0 P3-4 BB		0-0 ③ CS 1-2	B B B B 4-0 FC1-6 BB		SSS 0-3 ② K	1	0	0	0	3	1	0
Ken Henderson, S (1, 8) OBP: 0.283, SLG: 0.315		x 0-0 ① 1-3 1-2		x 0-0 ②③ P3-4 1-2f			x 0-0 ① FC1-6 1-2f		SSS 0-3 ③ K	4	0	0	0	0	1	3
Jim Ray Hart, R (1, 5)		SSS 0-3 ② K			x 0-0 ① F7		x 0-0 ② F4			3	0	0	0	0	1	2
Garry Maddox, R (1, 7) OBP: 0.288, SLG: 0.345		x 0-0 ③ F8			x 0-0 2B		x 0-0 ③ F9			3	0	1	0	0	0	2
Dave Rader, L (1, 2) OBP: 0.235, SLG: 0.340			x 0-0 ① 5-3		SSS 0-3 ② K			x 0-0 ① 6-3		3	0	0	0	0	1	1
Juan Marichal, R (1, 1) OBP: 0.222, SLG: 0.333			x 0-0 1B 1B		x 0-0 ③ 5-3			SSS 0-3 ② K		2	0	1	0	0	0	1
Jim Howarth, L (8, PH) OBP: 0.545, SLG: 0.308										1	0	0	0	0	1	0
Jim Barr, R (8, 1)										0	0	0	0	0	0	0

TOP

San Francisco Giants @ New York Mets

Shea Stadium, Flushing, NY

Sat May 13 1972, 3:33 AM EDT

Att. 35,780 - Unknown

livebaseballscorecards.com

AB	27
R	0
H	3
RBI	0
BB	5
SO	10
LOB	14

Inning Stats	1	2	3	4	5	6	7	8	9
	R: 0 E: 0 K: 3 S: 9	H: 0 LOB: 0 BB: 0 P: 9	R: 0 E: 0 K: 1 S: 5	H: 0 LOB: 1 BB: 1 P: 9	R: 0 E: 0 K: 0 S: 4	H: 2 LOB: 1 BB: 0 P: 4	R: 0 E: 0 K: 1 S: 4	H: 0 LOB: 0 BB: 1 P: 8	R: 0 E: 0 K: 1 S: 6	H: 1 LOB: 1 BB: 0 P: 6	R: 0 E: 0 K: 0 S: 2	H: 0 LOB: 0 BB: 1 P: 6	R: 0 E: 0 K: 0 S: 3	H: 0 LOB: 1 BB: 1 P: 7	R: 0 E: 0 K: 1 S: 5	H: 0 LOB: 1 BB: 1 P: 9	R: 0 E: 0 K: 3 S: 9	H: 0 LOB: 0 BB: 0 P: 9

| | | | | | | | | | |

Batter	1	2	3	4	5	6	7	8	9	AB	R	H	RBI	BB	SO	LOB
Bud Harrelson, S (1, 6) OBP: 0.295, SLG: 0.284	6-3	F8			F7			K		4	0	0	0	0	1	2
Ted Martinez, R (1, 5) OBP: 0.308, SLG: 0.436	CS 1B		L5			4-3		K		4	0	1	0	0	1	0
Tommie Agee, R (1, 8) OBP: 0.357, SLG: 0.471	S 1-2 1B		F9			4-3		6-3		4	0	1	0	0	0	0
Rusty Staub, L (1, 9) OBP: 0.340, SLG: 0.348	F7 1-2		K			F7				3	0	0	0	0	1	1
Cleon Jones, R (1, 7) OBP: 0.380, SLG: 0.430		1B 1B 1B		CS 1B			5-3 SH1-4 1B			3	1	3	0	0	0	0
Ken Boswell, L (1, 4) OBP: 0.254, SLG: 0.230		F9		P6			SH1-4 1-2			2	0	0	0	0	0	2
Ed Kranepool, L (1, 3) OBP: 0.299, SLG: 0.441		K		K 1-2			5-3 IBB			2	0	0	0	1	2	2
Duffy Dyer, R (1, 2) OBP: 0.455, SLG: 0.600		1B 1-2 1B			F8		5-3 1-2 2-3			3	0	1	0	0	0	2
Buzz Capra, R (1, 1) OBP: 0.333, SLG: 0.200 Tug McGraw, R (9, 1) OBP: 0.200, SLG: 0.200		1-2 2-H 1B			K		1-3			3 0	0 0	1 0	1 0	0 0	1 0	2 0
Inning Stats	R: 0 E: 0 K: 0 S: 4 H: 2 LOB: 1 BB: 0 P: 4	R: 1 E: 0 K: 1 S: 8 H: 3 LOB: 2 BB: 0 P: 8	R: 0 E: 0 K: 1 S: 5 H: 0 LOB: 0 BB: 0 P: 5	R: 0 E: 0 K: 1 S: 5 H: 1 LOB: 0 BB: 0 P: 5	R: 0 E: 0 K: 1 S: 5 H: 0 LOB: 0 BB: 0 P: 5	R: 0 E: 0 K: 0 S: 3 H: 0 LOB: 0 BB: 0 P: 3	R: 0 E: 0 K: 0 S: 4 H: 1 LOB: 2 BB: 1 P: 8	R: 0 E: 0 K: 2 S: 7 H: 0 LOB: 0 BB: 0 P: 7		1B: 7 2B: 0 3B: 0 HR: 0	SF: 0 SAC: 1 DP: 0 HBP: 0					

PITCHER		IP	WLS	BF	H	R	ER	SO	BB	IBB	HBP	BLK	WP	HR	S	P	ERA	WHIP
Juan Marichal, R ERA: 2.98	(1, 1)	7.0	L	27	7	1	1	4	0	1	0	0	0	0	34	38	1.29	1.000
Jim Barr, R ERA: 2.61	(8, 1)	1.0		3	0	0	0	2	0	0	0	0	0	0	7	7	0.00	0.000

PITCHER	IP	WLS	BF	H	R	ER	SO	BB	IBB	HBP	BLK	WP	HR	S	P	ERA	WHIP

BOTTOM

San Francisco Giants @ New York Mets

Shea Stadium, Flushing, NY

Sat May 13 1972, 3:33 AM EDT

Att. 35,780 - Unknown

livebaseballscorecards.com

AB	28
R	1
H	7
RBI	1
BB	1
SO	6
LOB	11

1B: 7	SF: 0	WP: 0	PA: 30
2B: 0	SAC: 1	PB: 0	
3B: 0	DP: 0	SB: 1	
HR: 0	HBP: 0	CS: 2	

San Francisco Giants @ New York Mets

Shea Stadium, Flushing, NY

Sun May 14 1972, 3:33 AM EDT

Att. 35,505 - Unknown

TOP

livebaseballscorecards.com

Batter	1	2	3	4	5	6	7	8	9	AB	R	H	RBI	BB	SO	LOB
Chris Speier, R (1, 6) OBP: 0.360, SLG: 0.464	F9		5-3		HR 3-H 2B		4-3		6-3	5	1	1	1	0	0	0
Tito Fuentes, S (1, 4) OBP: 0.309, SLG: 0.415	2B		FC6-4 1B		2-H HR		2B		BB	4	1	4	2	1	0	0
Bobby Bonds, R (1, 9) OBP: 0.320, SLG: 0.473	6-3		FC6-4 FC5-4 1-2f		K		F4		K	5	0	0	0	0	2	4
Dave Kingman, R (1, 3) OBP: 0.308, SLG: 0.509	F3		FC5-4 1-2f		F8		F8			4	0	0	0	0	0	3
Ken Henderson, S (1, 8) OBP: 0.273, SLG: 0.302		F6		F2	F7			F6		4	0	0	0	0	0	0
Jim Ray Hart, R (1, 5) OBP: 0.286, SLG: 0.286		BB 1B		F2		FC5-4 1B		5-3		4	0	2	0	0	0	0
Garry Maddox, R (1, 7) OBP: 0.286, SLG: 0.356		F9		F9		FC5-4 1-2f		2B		4	0	1	0	0	0	2
Fran Healy, R (1, 2) OBP: 0.222, SLG: 0.152		BB 1-2			BB 3B	P4		6-3		1	1	0	0	2	0	1
Dave Rader, L (8, PH) OBP: 0.231, SLG: 0.333 (8, 2)										1	0	0	0	0	0	1
Sam McDowell, L (1, 1) OBP: 0.222, SLG: 0.176		K			2B 1-H 3B	K			1-3	1	0	0	0	0	1	2
Bernie Williams, R (5, PH) OBP: 0.400, SLG: 0.750										1	1	1	1	0	0	0
Don Carrithers, R (5, 1) OBP: 0.111, SLG: 0.111										0	0	0	0	0	0	0
Jim Howarth, L (6, PH) OBP: 0.522, SLG: 0.286										1	0	0	0	0	1	1
Jim Barr, R (6, 1)										0	0	0	0	0	0	0
Al Gallagher, R (9, PH) OBP: 0.362, SLG: 0.320										1	0	0	0	0	0	0
Inning Stats	R: 0 E: 0 K: 0 S: 4 H: 1 LOB: 1 BB: 0 P: 4	R: 0 E: 0 K: 1 S: 6 H: 1 LOB: 2 BB: 1 P: 10	R: 0 E: 0 K: 0 S: 4 H: 1 LOB: 1 BB: 0 P: 4	R: 0 E: 0 K: 0 S: 3 H: 0 LOB: 0 BB: 0 P: 3	R: 4 E: 0 K: 1 S: 8 H: 3 LOB: 0 BB: 1 P: 12	R: 0 E: 0 K: 1 S: 6 H: 1 LOB: 1 BB: 0 P: 6	R: 0 E: 0 K: 0 S: 4 H: 1 LOB: 1 BB: 0 P: 4	R: 0 E: 0 K: 0 S: 4 H: 1 LOB: 1 BB: 0 P: 4	R: 0 E: 0 K: 1 S: 5 H: 0 LOB: 1 BB: 1 P: 9	1B: 3 2B: 4 3B: 1 HR: 1 SF: 0 SAC: 0 DP: 0 HBP: 0	WP: 0 PB: 0 SB: 0 CS: 0 PA: 39					

	AB	36
	R	4
	H	9
	RBI	4
	BB	3
	SO	4
	LOB	14

PITCHER		IP	WLS	BF	H	R	ER	SO	BB	IBB	HBP	BLK	WP	HR	S	P	ERA	WHIP
Ray Sadecki, L ERA: 7.56	(1, 1)	5.0	W	23	6	4	4	2	2	0	0	0	0	1	25	33	7.20	1.600
Jim McAndrew, R ERA: 4.11	(6, 1)	4.0	S	16	3	0	0	2	1	0	0	0	0	0	19	23	0.00	1.000

PITCHER	IP	WLS	BF	H	R	ER	SO	BB	IBB	HBP	BLK	WP	HR	S	P	ERA	WHIP

BOTTOM

San Francisco Giants @ New York Mets

Shea Stadium, Flushing, NY

Sun May 14 1972, 3:33 AM EDT

Att. 35,505 - Unknown

livebaseballscorecards.com

Batter	1	2	3	4	5	6	7	8	9	AB	R	H	RBI	BB	SO	LOB
Willie Mays, R (1, 3) OBP: 0.414, SLG: 0.294	BBBB 4-0 BB BB HR BB	SSS 0-3 ③ K			X 0-0 HR		BBBB 4-0 CS BB			2	2	1	1	2	1	0
Bud Harrelson, S (1, 6) OBP: 0.294, SLG: 0.276	BBBB 4-0 1-2 BB HR BB		X 0-0 ① F4		SSS 0-3 ① K		X 0-0 ②③ F9 1-2			3	1	0	0	1	1	1
Tommie Agee, R (1, 8) OBP: 0.363, SLG: 0.461	BBBB 4-0 1-2 2-3 HR BB		SSS 0-3 ② K		BBBB 4-0 S BB			SSS 0-3 ① K		2	1	0	0	2	2	0
Rusty Staub, L (1, 9) OBP: 0.346, SLG: 0.380	X 0-0 1-H 2-H 3-H HR		X 0-0 ③ 1-3		4-0 G4-6-3 1-2 IBB			SSS 0-3 ② K		3	1	1	4	1	1	0
Cleon Jones, R (1, 7) OBP: 0.365, SLG: 0.411	SSS 0-3 ① K			X 0-0 ① 5-3	X 0-0 ②③ G4-6-3 1-2f			SSS 0-3 ③ K		4	0	0	0	0	2	2
Jim Fregosi, R (1, 5) OBP: 0.344, SLG: 0.442	SSS 0-3 ② K			X 0-0 2B		SSS 0-3 ① K				3	0	1	0	0	2	0
Ted Martinez, R (1, 4) OBP: 0.310, SLG: 0.429	SSS 0-3 ③ K			SSS 0-3 ② K		X 0-0 G4-6-3 1B				3	0	1	0	0	2	1
Jerry Grote, R (1, 2) OBP: 0.350, SLG: 0.368		X 0-0 ① F9		4-0 IBB		X 0-0 ②③ G4-6-3 1-2f				2	0	0	0	1	0	1
Ray Sadecki, L (1, 1) Jim McAndrew, R (6, 1)		X 0-0 ② 4-3		SSS 0-3 ③ K			SSS 0-3 ① K			2 1	0 0	0 0	0 0	0 0	1 1	2 0
Inning Stats	R: 4 H: 1 E: 0 LOB: 0 K: 3 BB: 3 S: 10 P: 22	R: 0 H: 0 E: 0 LOB: 0 K: 1 BB: 0 S: 5 P: 5	R: 0 H: 0 E: 0 LOB: 0 K: 1 BB: 0 S: 5 P: 5	R: 0 H: 1 E: 0 LOB: 2 K: 2 BB: 1 S: 8 P: 12	R: 1 H: 1 E: 0 LOB: 1 K: 1 BB: 2 S: 5 P: 13	R: 0 H: 1 E: 0 LOB: 0 K: 1 BB: 0 S: 5 P: 5	R: 0 H: 0 E: 0 LOB: 0 K: 1 BB: 1 S: 4 P: 8	R: 0 H: 0 E: 0 LOB: 0 K: 3 BB: 0 S: 9 P: 9		1B: 1 SF: 0 2B: 1 SAC: 0 3B: 0 DP: 2 HR: 2 HBP: 0						

AB	25
R	5
H	4
RBI	5
BB	7
SO	13
LOB	7

WP: 0 PA: 32
PB: 0
SB: 1
CS: 1

PITCHER		IP	WLS	BF	H	R	ER	SO	BB	IBB	HBP	BLK	WP	HR	S	P	ERA	WHIP
Sam McDowell, L ERA: 3.13	(1, 1)	4.0		18	2	4	4	7	3	1	0	0	0	1	28	44	9.00	1.250
Don Carrithers, R ERA: 5.73	(5, 1)	1.0	L	5	1	1	1	1	1	1	0	0	0	1	5	13	9.00	2.000
Jim Barr, R ERA: 2.28	(6, 1)	3.0		9	1	0	0	5	1	0	0	0	0	0	18	22	0.00	0.667

PITCHER	IP	WLS	BF	H	R	ER	SO	BB	IBB	HBP	BLK	WP	HR	S	P	ERA	WHIP

Batter	1	2	3	4	5	6	7	8	9	AB	R	H	RBI	BB	SO	LOB
Ron Hunt, R (1, 4) OBP: 0.327, SLG: 0.281	5-3		F9		1B 2-3		5-3		F3	5	0	1	0	0	0	4
Clyde Mashore, R (1, 9) OBP: 0.340, SLG: 0.366	F7			BLK E 2B	K			1B		4	1	2	0	0	1	2
Ron Woods, R (1, 8) OBP: 0.294, SLG: 0.255	6-3			SH1-3 2-H BB	1B 2-H 3-H			5-3		3	0	1	1	1	0	0
Bob Bailey, R (1, 5) OBP: 0.324, SLG: 0.323		P3		SH1-3 1-2		5-3		6-3		3	0	0	0	0	0	0
Ken Singleton, S (1, 7) OBP: 0.356, SLG: 0.364		P5		K		5-3			5-3	4	0	0	0	0	1	1
Tim Foli, R (1, 6) OBP: 0.244, SLG: 0.256		F9		HBP		6-3			1B 1B	3	1	1	0	0	0	0
Mike Jorgensen, L (1, 3) OBP: 0.343, SLG: 0.411			4-3	K			4-3		1B 1-3	4	0	1	0	0	1	2
John Boccabella, R (1, 2) OBP: 0.244, SLG: 0.260 Jim Fairey, L (9, PH) OBP: 0.583, SLG: 0.727			SH1-4 1B	1B SH1-4 1B		SH1-4 BB			1B 1-2 3-H	2	1	2	0	1	0	0
										1	0	1	1	0	0	0
Bill Stoneman, R (1, 1) Boots Day, L (5, PH) OBP: 0.200, SLG: 0.188 John Strohmayer, R (5, 1) Ron Fairly, L (9, PH) OBP: 0.308, SLG: 0.298			SH1-4 1-2	SH1-4 1-2		SH1-4 1-2			K	0	0	0	0	0	0	0
										0	0	0	0	0	0	0
										0	0	0	0	0	0	0
										1	0	0	0	0	1	2
Inning Stats	R: 0 E: 0 K: 0 S: 3 H: 0 LOB: 0 BB: 0 P: 3	R: 0 E: 0 K: 0 S: 3 H: 0 LOB: 0 BB: 0 P: 3	R: 0 E: 0 K: 0 S: 4 H: 1 LOB: 1 BB: 0 P: 4	R: 1 E: 1 K: 2 S: 8 H: 1 LOB: 2 BB: 1 P: 13	R: 1 E: 0 K: 1 S: 7 H: 3 LOB: 2 BB: 0 P: 7	R: 0 E: 0 K: 0 S: 3 H: 0 LOB: 0 BB: 0 P: 3	R: 0 E: 0 K: 0 S: 3 H: 0 LOB: 1 BB: 1 P: 7	R: 0 E: 0 K: 0 S: 3 H: 1 LOB: 0 BB: 0 P: 3	R: 1 E: 0 K: 1 S: 8 H: 3 LOB: 2 BB: 0 P: 8	1B: 8 2B: 1 3B: 0 HR: 0 SF: 0 SAC: 4 DP: 0 HBP: 1						

PITCHER	IP	WLS	BF	H	R	ER	SO	BB	IBB	HBP	BLK	WP	HR	S	P	ERA	WHIP
Jon Matlack, L (1, 1) ERA: 2.5	8.1	W	34	8	3	2	3	2	0	1	1	0	0	37	46	2.16	1.200
Danny Frisella, R (9, 1) ERA: 1.35	0.2	S	3	1	0	0	1	0	0	0	0	0	0	5	5	0.00	1.500

PITCHER	IP	WLS	BF	H	R	ER	SO	BB	IBB	HBP	BLK	WP	HR	S	P	ERA	WHIP

TOP

Montreal Expos @ New York Mets

Shea Stadium, Flushing, NY

Mon May 15 1972, 7:05 PM EDT

Att. 14,377 - Unknown

livebaseballscorecards.com

AB	30
R	3
H	9
RBI	2
BB	2
SO	4
LOB	11

WP: 0 PB: 0 SB: 0 CS: 0 PA: 37

Batter	1	2	3	4	5	6	7	8	9	AB	R	H	RBI	BB	SO	LOB
Bud Harrelson, S (1, 6) OBP: 0.292, SLG: 0.267	B B B 4-0 4-3 HBP BB		x 0-0 ① G3		x 0-0 ① FC6-4 FC1-6 1-2f		x 0-0 ② 4-3			3	0	0	0	1	0	1
Ken Boswell, L (1, 4) OBP: 0.239, SLG: 0.215	x 0-0 ① F7		x 0-0 ② 6-3		x 0-0 ② FC1-6 HR 1-2f		x 0-0 ③ 4-3			4	1	0	0	0	0	2
Tommie Agee, R (1, 8) OBP: 0.368, SLG: 0.489	H 1-0 4-3 1-2 HBP		S S S 0-3 ③ K		x 0-0 1-H HR			x 0-0 ① 6-3		3	1	1	2	0	1	0
Rusty Staub, L (1, 9) OBP: 0.352, SLG: 0.379	x 0-0 ② 4-3 1-2 2-3			x 0-0 ① F9	B B B 4-0 FC6-4 BB			x 0-0 BLK HR 1B		3	1	1	0	1	0	2
Cleon Jones, R (1, 7) OBP: 0.370, SLG: 0.402	S S S 0-3 ③ K			B B B B 4-0 L8 1B BB	x 0-0 ③ FC6-4 1-2f			B B B B 4-0 1-2 HR BB		2	1	0	0	2	1	3
Jim Fregosi, R (1, 5) OBP: 0.350, SLG: 0.478		x 0-0 ① P5		x 0-0 1-2 1B		S S S 0-3 ① K		x 0-0 1-H 2-H HR		4	1	2	3	0	1	0
Ed Kranepool, L (1, 3) OBP: 0.282, SLG: 0.413		x 0-0 ② 4-3		x 0-0 ② L8 2-3		x 0-0 ② 1-3		x 0-0 ② F5		4	0	0	0	0	0	2
Jerry Grote, R (1, 2) OBP: 0.357, SLG: 0.366		B B B 4-0 BB		x 0-0 ③ P4		x 0-0 ③ 5-3		x 0-0 1B		3	0	1	0	1	0	2
Jon Matlack, L (1, 1) OBP: 0.267, SLG: 0.154 Danny Frisella, L (9, 1)		S S S 0-3 ③ K			B B B B 4-0 FC6-4 BB		x 0-0 ① 5-3	S S S 0-3 ③ K		3 0	0 0	0 0	0 0	1 0	2 0	2 0
Inning Stats	R: 0 E: 0 K: 1 S: 5 H: 0 LOB: 2 BB: 1 P: 10	R: 0 E: 0 K: 1 S: 5 H: 0 LOB: 1 BB: 1 P: 9	R: 0 E: 0 K: 1 S: 5 H: 0 LOB: 0 BB: 0 P: 5	R: 0 E: 0 K: 0 S: 4 H: 1 LOB: 2 BB: 1 P: 8	R: 2 E: 0 K: 0 S: 4 H: 1 LOB: 1 BB: 2 P: 12	R: 0 E: 0 K: 1 S: 5 H: 0 LOB: 0 BB: 0 P: 5	R: 0 E: 0 K: 0 S: 3 H: 0 LOB: 0 BB: 0 P: 3	R: 3 E: 0 K: 1 S: 8 H: 3 LOB: 1 BB: 1 P: 12		1B: 3 2B: 0 3B: 0 HR: 2 SF: 0 SAC: 0 DP: 0 HBP: 1						

PITCHER		IP	WLS	BF	H	R	ER	SO	BB	IBB	HBP	BLK	WP	HR	S	P	ERA	WHIP
Bill Stoneman, R ERA: 2.92	(1, 1)	4.0		17	1	0	0	3	3	0	1	0	0	0	19	32	0.00	1.000
John Strohmayer, R ERA: 3.76	(5, 1)	4.0	L	19	4	5	5	2	3	0	0	1	0	2	20	32	11.25	1.750

PITCHER	IP	WLS	BF	H	R	ER	SO	BB	IBB	HBP	BLK	WP	HR	S	P	ERA	WHIP

BOTTOM

Montreal Expos @ New York Mets

Shea Stadium, Flushing, NY

Mon May 15 1972, 7:05 PM EDT

Att. 14,377 - Unknown

livebaseballscorecards.com

AB	29
R	5
H	5
RBI	5
BB	6
SO	5
LOB	14

Batter	1	2	3	4	5	6	7	8	9	AB	R	H	RBI	BB	SO	LOB
Ron Hunt, R (1, 4) OBP: 0.330, SLG: 0.287	4-3		2-H 1B		F7		5-3		2B 1B	5	0	2	1	0	0	1
Boots Day, L (1, 8) OBP: 0.236, SLG: 0.245	1B CS 1B		F7			1B BB 1B	1-3		1-3 2B	5	1	3	0	0	0	1
Mike Jorgensen, L (1, 3) OBP: 0.327, SLG: 0.389	F9		P6			SSS K	1-3		F7	5	0	0	0	0	1	5
Ron Fairly, L (1, 9) OBP: 0.319, SLG: 0.311	1-3 1B			4-1		BB BB BB 1-3 1B		P9		4	1	2	0	0	0	0
Ken Singleton, S (1, 7) OBP: 0.361, SLG: 0.363	CS 3-H	F8		P7		BBBB 4-0 BB BB 1-2 BB		1B		3	0	1	0	1	0	0
Bob Bailey, R (1, 5) OBP: 0.321, SLG: 0.313		SSS K		6-3		BBBB 4-0 BB 1-2 2-3 3-H BB		P6		3	0	0	1	1	1	1
Tim Foli, R (1, 6) OBP: 0.244, SLG: 0.247		SSS K			6-3	BBBB 4-0 1-2 2-3 3-H BB		6-3		3	0	0	1	1	1	1
John Boccabella, R (1, 2) OBP: 0.244, SLG: 0.273			6-3		2B	P6			4-3	4	0	1	0	0	0	3
Carl Morton, R (1, 1) OBP: 0.111, SLG: 0.222			1B 2B		SSS K	3-1			SSS K	1	1	1	0	0	0	0
Joe Gilbert, R (3, 1)										0	0	0	0	0	0	0
Jim Fairey, L (5, PH) OBP: 0.538, SLG: 0.667										1	0	0	0	0	1	1
Tom Walker, R (5, 1)										0	0	0	0	0	0	0
Ron Woods, R (6, PH) OBP: 0.286, SLG: 0.250										1	0	0	0	0	0	3
Steve Renko, R (6, 1)										0	0	0	0	0	0	0
Denny Lemaster, R (8, 1) OBP: 0.667, SLG: 0.500										0	0	0	0	0	0	0
Clyde Mashore, R (9, PH) OBP: 0.333, SLG: 0.357										1	0	0	0	0	1	0
Inning Stats	R: 0 E: 0 K: 0 S: 4	H: 2 LOB: 1 BB: 0 P: 4	R: 0 E: 0 K: 2 S: 7	H: 0 LOB: 0 BB: 0 P: 7	R: 1 E: 0 K: 0 S: 5	H: 2 LOB: 1 BB: 0 P: 5	R: 0 E: 0 K: 0 S: 3	H: 0 LOB: 0 BB: 0 P: 3	R: 0 E: 0 K: 1 S: 6	H: 1 LOB: 1 BB: 0 P: 6	R: 2 E: 0 K: 1 S: 7	H: 2 LOB: 3 BB: 3 P: 19	R: 0 E: 0 K: 0 S: 3	H: 0 LOB: 0 BB: 0 P: 3	R: 0 E: 0 K: 0 S: 4	H: 1 LOB: 1 BB: 0 P: 4	R: 0 E: 0 K: 1 S: 7	H: 2 LOB: 2 BB: 0 P: 7

TOP

Montreal Expos @ New York Mets

Shea Stadium, Flushing, NY

Tue May 16 1972, 7:05 PM EDT

Att. 18,736 - Unknown

AB	36
R	3
H	10
RBI	3
BB	3
SO	5
LOB	16

| | | | | | | | | | |

Batter	1	2	3	4	5	6	7	8	9	AB	R	H	RBI	BB	SO	LOB
Bud Harrelson, S (1, 6) OBP: 0.288, SLG: 0.264	P4	1B 2-H 3-H		FC4-6 1B S 1-2f		P9		6-3		5	0	1	2	0	0	1
Ken Boswell, L (1, 4) OBP: 0.276, SLG: 0.235	CS 1B	BB		1B 1-2 BB			2B 1B	K		3	1	2	0	2	1	0
Tommie Agee, R (1, 8) OBP: 0.369, SLG: 0.479	K 1-2	F3		1B 1-2 2-3			F2	FC4-6 BB		4	0	1	0	1	1	4
Rusty Staub, L (1, 9) OBP: 0.354, SLG: 0.410		1B 1B 1B	HR	6-3			F3	FC4-6 1-2f		5	2	2	1	0	0	5
John Milner, L (1, 7) OBP: 0.450, SLG: 0.444		1B 1-2 BLK 1B	K		4-3		1B 1-H 2B			4	2	2	1	0	1	0
Jim Fregosi, R (1, 5) OBP: 0.356, SLG: 0.479		BLK 1B 1-3 2-H 1B	K		6-3		1B BB 2-H 1B			4	1	2	2	0	1	0
Ed Kranepool, L (1, 3) OBP: 0.293, SLG: 0.400		BLK 1B IBB	4-3		3-1		1B 1-2 BB			2	1	0	0	2	0	0
Jerry Grote, R (1, 2) OBP: 0.364, SLG: 0.365		P6 1-2 2-3 3-H		FC4-6 BB		1-3	FC6 1-2 2-3 1B			3	0	1	0	1	0	2
Tom Seaver, R (1, 1) OBP: 0.158, SLG: 0.211		P9		K		K	FC6 1-2f			2	0	0	0	0	1	3
Chuck Taylor, R (6, 1)										2	0	0	0	0	1	3
Inning Stats	R: 0 E: 0 K: 1 S: 5 H: 1 LOB: 0 BB: 0 P: 5	R: 4 E: 0 K: 0 S: 7 H: 4 LOB: 2 BB: 2 P: 15	R: 1 E: 0 K: 2 S: 8 H: 1 LOB: 0 BB: 0 P: 8	R: 0 E: 0 K: 1 S: 6 H: 1 LOB: 3 BB: 2 P: 14	R: 0 E: 0 K: 0 S: 3 H: 0 LOB: 0 BB: 0 P: 3	R: 0 E: 0 K: 1 S: 5 H: 0 LOB: 0 BB: 0 P: 5	R: 2 E: 0 K: 0 S: 7 H: 4 LOB: 3 BB: 1 P: 11	R: 0 E: 0 K: 1 S: 5 H: 0 LOB: 1 BB: 1 P: 9		1B: 9 2B: 1 3B: 0 HR: 1 SF: 0 SAC: 0 DP: 0 HBP: 0				WP: 0 PB: 0 SB: 1 CS: 1 PA: 40	

PITCHER		IP	WLS	BF	H	R	ER	SO	BB	IBB	HBP	BLK	WP	HR	S	P	ERA	WHIP
Carl Morton, R ERA: 3.98	(1, 1)	2.0	L	13	6	5	5	1	1	1	0	1	0	1	13	21	22.50	3.500
Joe Gilbert, L ERA: 4.5	(3, 1)	2.0		9	1	0	0	3	2	0	0	0	0	0	13	21	0.00	1.500
Tom Walker, R ERA: 3.86	(5, 1)	1.0		3	0	0	0	0	0	0	0	0	0	0	3	3	0.00	0.000
Steve Renko, R ERA: 6.57	(6, 1)	2.0		11	4	2	2	1	1	0	0	0	0	0	12	16	9.00	2.500
Denny Lemaster, L ERA: 8.71	(8, 1)	1.0		4	0	0	0	1	1	0	0	0	0	0	5	9	0.00	1.000

PITCHER	IP	WLS	BF	H	R	ER	SO	BB	IBB	HBP	BLK	WP	HR	S	P	ERA	WHIP

BOTTOM

Montreal Expos @ New York Mets

Shea Stadium, Flushing, NY

Tue May 16 1972, 7:05 PM EDT

Att. 18,736 - Unknown

livebaseballscorecards.com

AB	34
R	7
H	11
RBI	6
BB	6
SO	6
LOB	18

Batter	1	2	3	4	5	6	7	8	9	AB	R	H	RBI	BB	SO	LOB
Ron Hunt, R (1, 4) OBP: 0.333, SLG: 0.284	BBBB 4-0 FC1-6 SH5-4 BB		x 0-0 ② P4		SSS 0-3 ③ K			SSS 0-3 ① K		1	0	0	0	1	0	0
Hector Torres, R (4, 4)										2	0	0	0	0	2	0
Boots Day, L (1, 8) OBP: 0.241, SLG: 0.250	x 0-0 ① SH5-4 1-2		x 0-0 ③ F8			x 0-0 E8 SF7 1B		x 0-0 ② F8		3	1	1	0	0	0	0
Mike Jorgensen, L (1, 3) OBP: 0.325, SLG: 0.381	BBBB 4-0 FC1-6 BB			x 0-0 ① F8		x 0-0 ① SF7 3-H		x 0-0 3-1		2	0	0	1	1	0	0
Ron Fairly, L (1, 9) OBP: 0.301, SLG: 0.292	x 0-0 ② FC1-6 1-2f 2-3			x 0-0 ② 4-3		x 0-0 ② 3-1			x 0-0 ① P6	4	0	0	0	0	0	2
Ken Singleton, S (1, 7) OBP: 0.357, SLG: 0.368	SSS 0-3 ③ K			x 0-0 1B 2B		x 0-0 ③ F8			x 0-0 ② F5	4	1	1	0	0	1	2
Bob Bailey, R (1, 5) OBP: 0.319, SLG: 0.310		x 0-0 ① F5		x 0-0 2-H 1B			x 0-0 ① F7		x 0-0 ③ 1-3	4	0	1	1	0	0	0
John Bateman, R (1, 2) OBP: 0.350, SLG: 0.368		x 0-0 ② 6-3		x 0-0 ③ 5-3			x 0-0 ② G3			3	0	0	0	0	0	1
Tim Foli, R (1, 6) OBP: 0.247, SLG: 0.250		x 0-0 ③ L4			SSS 0-3 ① K		x 0-0 1B			3	0	1	0	0	1	0
Ernie McAnally, R (1, 1) OBP: 0.143, SLG: 0.167			SSS 0-3 ① K		x 0-0 ② P6		x 0-0 ③ F8			0	0	0	0	0	0	0
Denny Lemaster, R (1, 1) OBP: 0.500, SLG: 0.333										1	0	0	0	0	1	0
Tom Walker, R (3, 1)										1	0	0	0	0	0	0
Jim Fairey, L (7, PH) OBP: 0.500, SLG: 0.615										1	0	0	0	0	0	1
John Strohmayer, R (7, 1)										0	0	0	0	0	0	0
Mike Marshall, R (8, 1)										0	0	0	0	0	0	0
Inning Stats	R: 0 H: 0 E: 0 LOB: 2 K: 1 BB: 2 S: 5 P: 13	R: 0 H: 0 E: 0 LOB: 0 K: 0 BB: 0 S: 3 P: 3	R: 0 H: 0 E: 0 LOB: 0 K: 1 BB: 0 S: 5 P: 5	R: 1 H: 2 E: 0 LOB: 1 K: 0 BB: 0 S: 5 P: 5	R: 0 H: 0 E: 0 LOB: 0 K: 2 BB: 0 S: 7 P: 7	R: 1 H: 1 E: 1 LOB: 0 K: 0 BB: 0 S: 4 P: 4	R: 0 H: 1 E: 0 LOB: 1 K: 0 BB: 0 S: 4 P: 4	R: 0 H: 0 E: 0 LOB: 0 K: 1 BB: 0 S: 5 P: 5	R: 0 H: 0 E: 0 LOB: 0 K: 0 BB: 0 S: 3 P: 3	1B: 3 SF: 1 2B: 1 SAC: 1 3B: 0 DP: 0 HR: 0 HBP: 0						WP: 0 PA: 33 PB: 0 SB: 0 CS: 0	

PITCHER	IP	WLS	BF	H	R	ER	SO	BB	IBB	HBP	BLK	WP	HR	S	P	ERA	WHIP
Gary Gentry, R (1, 1) ERA: 2.25	9.0	W	33	4	2	1	5	2	0	0	0	0	0	41	49	1.00	0.667

PITCHER	IP	WLS	BF	H	R	ER	SO	BB	IBB	HBP	BLK	WP	HR	S	P	ERA	WHIP

TOP

Montreal Expos @ New York Mets

Shea Stadium, Flushing, NY

Wed May 17 1972, 7:05 PM EDT

Att. 16,905 - Unknown

livebaseballscorecards.com

AB	29
R	2
H	4
RBI	2
BB	2
SO	5
LOB	6

Batter	1	2	3	4	5	6	7	8	9	AB	R	H	RBI	BB	SO	LOB
Bud Harrelson, S (1, 6) OBP: 0.306, SLG: 0.278	BBBB 4-0 BB SF7 BB	x 0-0 1B	x 0-0 1B 1-3 2-H	BBBB 4-0 1-2 2-3 3-H BB		x 0-0 ② FC5-4 1-2f		x 0-0 ① F7		2	2	2	1	1	0	0
Ted Martinez, R (4, 6) OBP: 0.311, SLG: 0.409										2	0	0	1	1	0	1
Ken Boswell, L (1, 4) OBP: 0.280, SLG: 0.233	BBBB 4-0 SF7 BB 1-2 2B BB	SSS 0-3 ③ K	x 0-0 BB 1B 2-H 3-H 1B	x 0-0 ② P4		x 0-0 ③ G3		x 0-0 ② 3-1		5	1	1	2	1	1	5
Tommie Agee, R (1, 8) OBP: 0.393, SLG: 0.485	BBBB 4-0 1-2 2-3 2B BB		BBB 4-0 FC HR BB x 0-0 BB 1-2 1B	SSS 0-3 ③ K			BBBB 4-0 3B BB	x 0-0 PO 1B 1B		3	3	2	0	3	1	3
Rusty Staub, L (1, 9) OBP: 0.361, SLG: 0.423	x 0-0 ① SF7 2-3 3-H		x 0-0 FC HR 1-2 BBB 4-0 1-2 2-3 BB		x 0-0 5-3 2B		x 0-0 ① F7	x 0-0 1-2 1B		4	1	2	1	1	0	2
John Milner, L (1, 7) OBP: 0.440, SLG: 0.609	x 0-0 1-H 3-H 2B		x 0-0 HR 1-H 2-H SSS 0-3 ③ K		x 0-0 ① F8		x 0-0 ② F7	0-0 ③ PO 2-3		5	1	2	5	0	1	5
Jim Fregosi, R (1, 5) OBP: 0.376, SLG: 0.510	BBB 4-0 G4-6-3 BB		x 0-0 1B 1B x 0-0 1B BB 1B 1B	x 0-0 1B 1B BB 1B	x 0-0 ② 5-3 2-3		x 0-0 1-H 1B 3B			4	3	3	1	1	0	1
Ed Kranepool, L (1, 3) OBP: 0.288, SLG: 0.377	x 0-0 ② ③ G4-6-3 1-2f		x 0-0 ① P3	x 0-0 ① F8	x 0-0 ③ 4-3		BBBB 4-0 1B BB			4	0	0	0	1	0	5
Duffy Dyer, R (1, 2) OBP: 0.563, SLG: 0.667		x 0-0 ① P6	x 0-0 1B 1-2 1B x 0-0 BB 1B 1-2 1B			x 0-0 FC5-4 1B	x 0-0 1-2 3-H 1B			5	1	4	1	0	0	0
Gary Gentry, R (1, 1) OBP: 0.118, SLG: 0.118		x 0-0 ② P9	SSS 0-3 ② K	x 0-0 BB 1-2 2-3 1B		x 0-0 ① F2	SSS 0-3 ③ K			5	0	1	0	0	2	5
Inning Stats	R: 3 E: 0 K: 0 S: 3 H: 1 LOB: 1 BB: 4 P: 19	R: 0 E: 0 K: 1 S: 6 H: 1 LOB: 1 BB: 0 P: 6	R: 6 E: 0 K: 2 S: 14 H: 6 LOB: 3 BB: 2 P: 22	R: 1 E: 0 K: 1 S: 8 H: 3 LOB: 3 BB: 1 P: 12	R: 0 E: 0 K: 0 S: 4 H: 1 LOB: 1 BB: 0 P: 4	R: 0 E: 0 K: 0 S: 4 H: 1 LOB: 1 BB: 0 P: 4	R: 2 E: 0 K: 1 S: 7 H: 2 LOB: 2 BB: 2 P: 15	R: 0 E: 0 K: 0 S: 4 H: 2 LOB: 1 BB: 0 P: 4		1B: 13 2B: 2 3B: 1 HR: 1	SF: 1 SAC: 0 DP: 1 HBP: 0				WP: 0 PB: 0 SB: 0 CS: 0	PA: 50	

Montreal Expos @ New York Mets

Shea Stadium, Flushing, NY

Wed May 17 1972, 7:05 PM EDT

Att. 16,905 - Unknown

BOTTOM

livebaseballscorecards.com

AB	39
R	12
H	17
RBI	12
BB	9
SO	5
LOB	27

PITCHER		IP	WLS	BF	H	R	ER	SO	BB	IBB	HBP	BLK	WP	HR	S	P	ERA	WHIP
Ernie McAnally, R ERA: 6.18	(1, 1)	0.1	L	6	1	3	3	0	4	0	0	0	0	0	2	18	81.00	15.000
Denny Lemaster, L ERA: 11.37	(1, 1)	2.1		14	6	6	6	2	1	0	0	0	0	1	17	21	23.14	3.000
Tom Walker, R ERA: 3.55	(3, 1)	3.1		18	6	1	1	2	2	0	0	0	0	0	20	28	2.70	2.400
John Strohmayer, R ERA: 4.28	(7, 1)	1.0		7	2	2	2	1	2	0	0	0	0	0	7	15	18.00	4.000
Mike Marshall, R ERA: 1.74	(8, 1)	1.0		4	2	0	0	0	0	0	0	0	0	0	4	4	0.00	2.000

PITCHER	IP	WLS	BF	H	R	ER	SO	BB	IBB	HBP	BLK	WP	HR	S	P	ERA	WHIP

Batter	1	2	3	4	5	6	7	8	9	AB	R	H	RBI	BB	SO	LOB
Ron Hunt, R (1, 4) OBP: 0.336, SLG: 0.298	4-3 2B		4-3 ①		2-H 1B			F7 ①		2	0	1	0	0	0	0
Hector Torres, R (3, 4) OBP: 0.167, SLG: 0.091										2	0	1	1	0	0	0
Mike Jorgensen, L (1, 3) OBP: 0.331, SLG: 0.380	BBBB 4-0 4-3 BB		S S S 0-3 K ②		0-0 F9 ②			0-0 CS 1B		3	0	1	0	1	1	1
Jim Fairey, L (1, 9) OBP: 0.444, SLG: 0.529	S S S 0-3 K ①		0-0 1B		0-0 5-3 ③			S S S 0-3 K ②③ 1-2		4	0	1	0	0	2	4
Ken Singleton, S (1, 7) OBP: 0.345, SLG: 0.354	0-0 4-3 ② 1-2 2-3		0-0 F7 ③			0-0 F8 ①			0-0 F7 ①	4	0	0	0	0	0	3
Boots Day, L (1, 8) OBP: 0.230, SLG: 0.237	0-0 6-3 ③			0-0 1-3 ①		0-0 6-3 ②			S S S 0-3 K ②	3	0	0	0	0	0	2
Clyde Mashore, R (9, PH) OBP: 0.327, SLG: 0.349										1	0	0	0	0	1	0
Bob Bailey, R (1, 5) OBP: 0.316, SLG: 0.308		S S S 0-3 K ①		0-0 F8 ②		0-0 P3 ③			0-0 1B 1B	4	0	1	0	0	1	0
John Boccabella, R (1, 2) OBP: 0.244, SLG: 0.272		0-0 F7 ②		0-0 F8 ③			0-0 6-3 ①		0-0 1-3 1B	4	0	1	0	0	0	0
Tim Foli, R (1, 6) OBP: 0.258, SLG: 0.264		BBBB 4-0 BB			0-0 1B 2B		0-0 F8 ②		0-0 5-3 ③	3	1	1	0	1	0	2
Mike Torrez, R (1, 1) OBP: 0.133, SLG: 0.133		S S S 0-3 K ③			0-0 P4 ①		0-0 4-3 ③			3	0	0	0	0	1	2

TOP

Montreal Expos @ New York Mets

Shea Stadium, Flushing, NY

Thu May 18 1972, 3:33 AM EDT

Att. 19,194 - Unknown

livebaseballscorecards.com

AB	33
R	1
H	7
RBI	1
BB	2
SO	6
LOB	14

Inning Stats	1	2	3	4	5	6	7	8	9	1B	SF	WP	PA
R	0	0	0	0	1	0	0	0	0	5	0	0	35
E	0	0	0	0	0	0	0	0	0	3	0	0	
K	1	2	1	0	0	0	0	1	1	0	0	0	
S	6	7	6	3	5	3	3	5	7	0	1	1	
H	1	0	1	0	2	0	0	1	2	1B	SF	PB	
LOB	2	1	1	0	1	0	0	1	2	2	0	0	
BB	1	1	0	0	0	0	0	0	0	3	0	0	
P	10	11	6	3	5	3	3	5	7	0	1	1	
										HR	HBP	CS	
										0	0	1	

PITCHER		IP	WLS	BF	H	R	ER	SO	BB	IBB	HBP	BLK	WP	HR	S	P	ERA	WHIP
Jim McAndrew, R ERA: 3.38	(1, 1)	6.0	W	24	4	1	1	4	2	0	0	0	0	0	30	38	1.50	1.000
Tug McGraw, L ERA: 0.36	(7, 1)	3.0	S	11	3	0	0	2	0	0	0	0	0	0	15	15	0.00	1.000

PITCHER		IP	WLS	BF	H	R	ER	SO	BB	IBB	HBP	BLK	WP	HR	S	P	ERA	WHIP

Batter	1	2	3	4	5	6	7	8	9	AB	R	H	RBI	BB	SO	LOB
Willie Mays, R (1, 8) OBP: 0.405, SLG: 0.278	BBBB 4-0 E BB	SSS 0-3 ③ K			x 0-0 ② F9		SSS 0-3 ③ K			3	1	0	0	1	2	3
Ted Martinez, R (1, 6) OBP: 0.306, SLG: 0.438	x 0-0 E2 1-H 3B		x 0-0 ① F9		x 0-0 ③ F3			SSS 0-3 ① K		4	1	1	1	0	1	0
John Milner, L (1, 7) OBP: 0.414, SLG: 0.556	x 0-0 1B		x 0-0 ② G3			x 0-0 ① 6-3		x 0-0 ② G3		4	0	1	0	0	0	0
Rusty Staub, L (1, 9) OBP: 0.374, SLG: 0.425	x 0-0 ① F7		BBBB 4-0 BB			x 0-0 G3-6-3 1B		BBBB 4-0 BB		2	0	1	0	2	0	1
Ken Boswell, L (1, 4) OBP: 0.267, SLG: 0.221	x 0-0 ② P6		x 0-0 ③ 4-3			x 0-0 ②③ G3-6-3 1-2f		x 0-0 ③ F4		4	0	0	0	0	0	4
Ed Kranepool, L (1, 3) OBP: 0.301, SLG: 0.389	x 0-0 ③ G3			x 0-0 G6-4-3 1B			x 0-0 4-3 S 1B			3	0	2	0	0	0	1
Wayne Garrett, L (1, 5) OBP: 0.400, SLG: 0.500		BBBB 4-0 SH1-6-4 BB		SSS 0-3 ① K			SSS 0-3 ① K 1-2			2	0	0	0	1	2	2
Duffy Dyer, R (1, 2) OBP: 0.474, SLG: 0.556		SSS 0-3 ① K		x 0-0 ②③ G6-4-3 1-2f			x 0-0 ② 4-3 2-3			3	0	0	0	0	1	3
Jim McAndrew, R (1, 1) Tug McGraw, R (7, 1) OBP: 0.333, SLG: 0.200		x 0-0 ② SH1-6-4 1-2			SSS 0-3 ① K		BBBB 4-0 BB			1 0	0 0	0 0	0 0	0 1	1 0	0 0
Inning Stats	R: 2 E: 1 K: 0 S: 5 H: 2 LOB: 1 BB: 1 P: 9	R: 0 E: 0 K: 2 S: 7 H: 0 LOB: 1 BB: 1 P: 11	R: 0 E: 0 K: 0 S: 3 H: 0 LOB: 1 BB: 1 P: 7	R: 0 E: 0 K: 1 S: 5 H: 1 LOB: 0 BB: 0 P: 5	R: 0 E: 0 K: 1 S: 5 H: 0 LOB: 0 BB: 0 P: 5	R: 0 E: 0 K: 0 S: 3 H: 1 LOB: 0 BB: 0 P: 3	R: 0 E: 0 K: 2 S: 8 H: 1 LOB: 2 BB: 1 P: 12	R: 0 E: 0 K: 1 S: 5 H: 0 LOB: 1 BB: 1 P: 9		1B: 4 2B: 0 3B: 1 HR: 0 SF: 0 SAC: 1 DP: 2 HBP: 0						

PITCHER	IP	WLS	BF	H	R	ER	SO	BB	IBB	HBP	BLK	WP	HR	S	P	ERA	WHIP
Mike Torrez, R (1, 1) ERA: 1.94	8.0	L	32	5	2	2	7	5	0	0	0	0	0	41	61	2.25	1.250

PITCHER	IP	WLS	BF	H	R	ER	SO	BB	IBB	HBP	BLK	WP	HR	S	P	ERA	WHIP

BOTTOM

Montreal Expos @ New York Mets

Shea Stadium, Flushing, NY

Thu May 18 1972, 3:33 AM EDT

Att. 19,194 - Unknown

livebaseballscorecards.com

AB	26
R	2
H	5
RBI	1
BB	5
SO	7
LOB	14

Batter	1	2	3	4	5	6	7	8	9	AB	R	H	RBI	BB	SO	LOB
Bud Harrelson, S (1, 6) OBP: 0.310, SLG: 0.277	4-3	F8		1B		BB		K		4	1	1	0	1	1	1
Ted Martinez, R (8, 6) OBP: 0.306, SLG: 0.438										0	0	0	0	0	0	0
Ken Boswell, L (1, 4) OBP: 0.267, SLG: 0.222	F7		FC6-4 1B	F7		SH1-4		F9		4	0	1	0	0	0	2
Tommie Agee, R (1, 8) OBP: 0.393, SLG: 0.471	BB		F9		5-3	BB		K		3	1	0	0	2	1	1
Rusty Staub, L (1, 9) OBP: 0.383, SLG: 0.459	1B		FC6-4 BB		HR	1B			3-1	5	1	3	3	0	0	1
John Milner, L (1, 7) OBP: 0.412, SLG: 0.516	1B		FC6-4 BB		K	P3			F7	4	0	1	1	1	1	2
Jim Fregosi, R (1, 5) OBP: 0.377, SLG: 0.500	6-3		FC6-4		BB	F9			HR 1B	4	1	1	0	1	0	6
Ed Kranepool, L (1, 3) OBP: 0.295, SLG: 0.377		K		K	4-3		K		HR	5	1	1	0	0	3	1
Jerry Grote, R (1, 2) OBP: 0.366, SLG: 0.443		K		K		HR	P4		HR	5	2	2	4	0	2	0
Buzz Capra, R (1, 1) OBP: 0.500, SLG: 0.286										2	1	1	0	2	1	0
Danny Frisella, L (8, 1)	1B			BB		BB	K		F9	1	0	0	0	0	0	0
Inning Stats	R: 1 E: 0 K: 0 S: 5 H: 2 LOB: 2 BB: 1 P: 9	R: 0 E: 0 K: 2 S: 8 H: 1 LOB: 1 BB: 0 P: 8	R: 0 E: 0 K: 0 S: 4 H: 1 LOB: 2 BB: 1 P: 8	R: 0 E: 0 K: 2 S: 8 H: 1 LOB: 2 BB: 1 P: 12	R: 1 E: 0 K: 1 S: 6 H: 1 LOB: 1 BB: 1 P: 10	R: 3 E: 0 K: 0 S: 5 H: 2 LOB: 2 BB: 3 P: 17	R: 0 E: 0 K: 2 S: 7 H: 0 LOB: 0 BB: 0 P: 7	R: 0 E: 0 K: 2 S: 7 H: 0 LOB: 0 BB: 0 P: 7	R: 3 E: 0 K: 0 S: 6 H: 3 LOB: 0 BB: 0 P: 6	1B: 8 2B: 0 3B: 0 HR: 3 SF: 0 SAC: 1 DP: 0 HBP: 0						

PITCHER		IP	WLS	BF	H	R	ER	SO	BB	IBB	HBP	BLK	WP	HR	S	P	ERA	WHIP
Dick Selma, R ERA: 4.03	(1, 1)	5.0	L	28	7	5	5	5	6	0	0	0	0	2	32	56	9.00	2.600
Ken Reynolds, L ERA: 0.96	(6, 1)	2.0		8	1	0	0	2	1	0	0	0	0	0	11	15	0.00	1.000
Chris Short, L ERA: 8.59	(8, 1)	2.0		9	3	3	3	2	0	0	0	0	0	1	13	13	13.50	1.500

PITCHER	IP	WLS	BF	H	R	ER	SO	BB	IBB	HBP	BLK	WP	HR	S	P	ERA	WHIP

TOP

New York Mets @ Philadelphia Phillies

Veterans Stadium, Philadelphia, PA

Fri May 19 1972, 7:05 PM EDT

Att. 20,451 - Unknown

livebaseballscorecards.com

AB	37
R	8
H	11
RBI	8
BB	7
SO	9
LOB	14

WP: 0	PA: 45
PB: 0	
SB: 1	
CS: 0	

Batter	1	2	3	4	5	6	7	8	9	AB	R	H	RBI	BB	SO	LOB
Denny Doyle, L (1, 4) OBP: 0.354, SLG: 0.380	S S S 0-3 K ①	x 0-0 F8 ③			x 0-0 F8 ②		x 0-0 E6 3B		x 0-0 1-3 ② 2-3	5	1	1	0	0	1	2
Tim McCarver, L (1, 2) OBP: 0.304, SLG: 0.352	x 0-0 L6 ②		x 0-0 F9 ①		x 0-0 P6 ③		x 0-0 1B		B B B B 4-0 BB	4	0	1	0	1	0	0
Willie Montanez, L (1, 8) OBP: 0.311, SLG: 0.390	B B B B 4-0 BB		x 0-0 FC5-4 1B			x 0-0 3-1 ①	S S S 0-3 K ③		x 0-0 1-3 ③	4	0	1	0	1	1	3
Greg Luzinski, R (1, 7) OBP: 0.361, SLG: 0.570	x 0-0 F7 ③		S S S 0-3 K ②			B B B B 4-0 1B BB		x 0-0 FC6-4 1B		3	0	1	0	1	1	2
Deron Johnson, R (1, 3) OBP: 0.288, SLG: 0.426		x 0-0 2B 2B 1B	x 0-0 FC5-4 ③ 1-2f			x 0-0 1-2 1B		x 0-0 P3 ①		4	1	2	0	0	0	2
Don Money, R (1, 5) OBP: 0.348, SLG: 0.365		S S S 0-3 K ①		S S S 0-3 K ①		S S S 0-3 K ②		x 0-0 FC6-4 ② 1-2f		4	0	0	0	0	3	4
Mike Anderson, R (1, 9) OBP: 0.286, SLG: 0.310		x 0-0 1-3 2B 2B		S S S 0-3 K ②		S S S 0-3 K ③		S S S 0-3 K ③		4	1	1	0	0	3	3
Larry Bowa, S (1, 6) OBP: 0.262, SLG: 0.237		x 0-0 P2 ②		x 0-0 P6 ③			x 0-0 6-3 ①		x 0-0 1-3 WP 1B	4	0	1	0	0	0	2
Dick Selma, R (1, 1) OBP: 0.071, SLG: 0.143		x 0-0 2-H 3-H 2B			S S S 0-3 K ①		x 0-0 1-3 ②		S S S 0-3 K ① 1-2	2	0	1	2	0	1	0
Ken Reynolds, L (6, 1)										0	0	0	0	0	0	0
Ron Stone, L (7, PH) OBP: 0.294, SLG: 0.250										1	0	0	0	0	0	0
Chris Short, R (8, 1)										0	0	0	0	0	0	0
Tom Hutton, L (9, PH) OBP: 0.338, SLG: 0.406										1	0	0	0	0	1	1
Inning Stats	R: 0 E: 0 K: 1 S: 5 H: 0 LOB: 1 BB: 1 P: 9	R: 2 E: 0 K: 1 S: 8 H: 3 LOB: 1 BB: 0 P: 8	R: 0 E: 0 K: 1 S: 6 H: 1 LOB: 1 BB: 0 P: 6	R: 0 E: 0 K: 2 S: 7 H: 0 LOB: 0 BB: 0 P: 7	R: 0 E: 0 K: 1 S: 5 H: 0 LOB: 0 BB: 0 P: 5	R: 0 E: 0 K: 2 S: 8 H: 1 LOB: 2 BB: 1 P: 12	R: 1 E: 1 K: 1 S: 7 H: 2 LOB: 1 BB: 0 P: 7	R: 0 E: 0 K: 1 S: 6 H: 1 LOB: 1 BB: 0 P: 6	R: 0 E: 0 K: 1 S: 6 H: 1 LOB: 2 BB: 1 P: 10	1B: 6 2B: 2 3B: 1 HR: 0	SF: 0 SAC: 0 DP: 0 HBP: 0						

PITCHER	IP	WLS	BF	H	R	ER	SO	BB	IBB	HBP	BLK	WP	HR	S	P	ERA	WHIP
Buzz Capra, R (1, 1) ERA: 3.77	7.0	W	31	8	3	3	9	2	0	0	0	0	0	47	55	3.86	1.429
Danny Frisella, R (8, 1) ERA: 1.04	2.0	S	8	1	0	0	2	1	0	0	0	1	0	11	15	0.00	1.000

PITCHER	IP	WLS	BF	H	R	ER	SO	BB	IBB	HBP	BLK	WP	HR	S	P	ERA	WHIP

BOTTOM

New York Mets @ Philadelphia Phillies

Veterans Stadium, Philadelphia, PA

Fri May 19 1972, 7:05 PM EDT

Att. 20,451 - Unknown

livebaseballscorecards.com

AB	36
R	3
H	9
RBI	2
BB	3
SO	11
LOB	19

WP: 1	PA: 39								
PB: 0									
SB: 0									
CS: 0									

Batter	1	2	3	4	5	6	7	8	9	AB	R	H	RBI	BB	SO	LOB
Willie Mays, R (1, 3) OBP: 0.410, SLG: 0.298	K		2B (2-H)			F8		IBB (2B)		3	1	1	1	1	1	0
Bud Harrelson, S (1, 6) OBP: 0.308, SLG: 0.276	K		1-3			FC4 1B		F8		4	0	1	0	0	1	3
Tommie Agee, R (1, 8) OBP: 0.389, SLG: 0.472	6-3			F7		FC4 (1-2f)		2B (1-H, 2-H)		4	0	1	2	0	0	1
Rusty Staub, L (1, 9) OBP: 0.379, SLG: 0.447		F7		F9			BB (5-3)	4-3		3	0	0	0	1	0	1
Cleon Jones, R (1, 7) OBP: 0.365, SLG: 0.396		1B (CS)		K			F9		F9	4	0	1	0	0	1	1
Jim Fregosi, R (1, 5) OBP: 0.364, SLG: 0.481		K (1-2)			F8		5-3 (1-2)		K	4	0	0	0	0	2	2
Ted Martinez, R (1, 4) OBP: 0.302, SLG: 0.423			K		1B (G6-4-3)		K		K	4	0	1	0	0	3	1
Jerry Grote, R (1, 2) OBP: 0.365, SLG: 0.439			1B (SH5-4)		G6-4-3 (1-2f)			5-3		3	1	1	0	0	0	1
Jon Matlack, L (1, 1) OBP: 0.294, SLG: 0.267			SH5-4 (1-2)			1-3		2B		2	1	1	0	0	0	0
Inning Stats	R: 0 E: 0 K: 2 S: 7 H: 0 LOB: 0 BB: 0 P: 7	R: 0 E: 0 K: 1 S: 5 H: 1 LOB: 0 BB: 0 P: 5	R: 1 E: 0 K: 1 S: 7 H: 2 LOB: 1 BB: 0 P: 7	R: 0 E: 0 K: 1 S: 5 H: 0 LOB: 0 BB: 0 P: 5	R: 0 E: 0 K: 0 S: 3 H: 1 LOB: 0 BB: 0 P: 3	R: 0 E: 0 K: 0 S: 4 H: 1 LOB: 1 BB: 0 P: 4	R: 0 E: 0 K: 1 S: 5 H: 0 LOB: 1 BB: 1 P: 9	R: 2 E: 0 K: 0 S: 5 H: 2 LOB: 1 BB: 1 P: 9	R: 0 E: 0 K: 2 S: 7 H: 0 LOB: 0 BB: 0 P: 7	1B: 4 2B: 3 3B: 0 HR: 0 SF: 0 SAC: 1 DP: 1 HBP: 0	WP: 0 PB: 0 SB: 0 CS: 1 PA: 34					

PITCHER	IP	WLS	BF	H	R	ER	SO	BB	IBB	HBP	BLK	WP	HR	S	P	ERA	WHIP
Woodie Fryman, L (1, 1) ERA: 2.66	8.0	L	31	7	3	3	6	1	1	0	0	0	0	41	49	3.38	1.000
Wayne Twitchell, R (9, 1) ERA: 4.85	1.0		3	0	0	0	2	0	0	0	0	0	0	7	7	0.00	0.000

PITCHER	IP	WLS	BF	H	R	ER	SO	BB	IBB	HBP	BLK	WP	HR	S	P	ERA	WHIP

TOP

New York Mets @ Philadelphia Phillies

Veterans Stadium, Philadelphia, PA

Sat May 20 1972, 7:05 PM EDT

Unknown

livebaseballscorecards.com

AB	31
R	3
H	7
RBI	3
BB	2
SO	8
LOB	10

Batter	1	2	3	4	5	6	7	8	9	AB	R	H	RBI	BB	SO	LOB
Larry Bowa, S (1, 6) OBP: 0.262, SLG: 0.237	5-3			FC6-4 1B		5-3		6-3		4	0	1	0	0	0	0
Terry Harmon, R (1, 4) OBP: 0.474, SLG: 0.485	K			FC6-4 1-2f 2B		L6-3 1B			K	4	1	1	0	0	2	1
Willie Montanez, L (1, 8) OBP: 0.309, SLG: 0.394	K			4-3 1-H 2B		L6-3 1-2			F9	4	0	1	1	0	1	1
Greg Luzinski, R (1, 7) OBP: 0.366, SLG: 0.568		F8		4-3 2-3			1B		1B	4	0	2	0	0	0	1
Deron Johnson, R (1, 3) OBP: 0.268, SLG: 0.392		P6		F7			P3		K	4	0	0	0	0	1	3
Don Money, R (1, 5) OBP: 0.339, SLG: 0.354		F7			5-3		L6			3	0	0	0	0	0	1
Mike Anderson, R (1, 9) OBP: 0.287, SLG: 0.302			K		FC6-4 BB		F8			2	0	0	0	1	1	1
Mike Ryan, R (1, 2) OBP: 0.269, SLG: 0.250			P5		F2			5-3		3	0	0	0	0	0	1
Woodie Fryman, R (1, 1) OBP: 0.214, SLG: 0.385			1-3		FC6-4 1-2f			F5		2	0	0	0	0	0	1
Pete Koegel, R (8, PH) OBP: 0.250, SLG: 0.143										1	0	0	0	0	0	0
Wayne Twitchell, R (9, 1)										0	0	0	0	0	0	0

BOTTOM

New York Mets @ Philadelphia Phillies

Veterans Stadium, Philadelphia, PA

Sat May 20 1972, 7:05 PM EDT

Unknown

livebaseballscorecards.com

AB	31
R	1
H	5
RBI	1
BB	1
SO	5
LOB	10

Inning Stats	1	2	3	4	5	6	7	8	9
R	0	0	0	1	0	0	0	0	0
E	0	0	0	0	0	0	0	0	0
K	2	0	1	0	0	0	0	0	2
S	7	3	5	5	3	3	4	3	8
H	0	0	0	2	1	1	1	0	1
LOB	0	0	0	1	1	0	1	0	1
BB	0	0	0	0	1	0	0	0	0
P	7	3	5	5	7	3	4	3	8

1B	4
2B	2
3B	0
HR	0
SF	0
SAC	0
DP	1
HBP	0
WP	0
PB	0
SB	0
CS	0
PA	32

PITCHER	IP	WLS	BF	H	R	ER	SO	BB	IBB	HBP	BLK	WP	HR	S	P	ERA	WHIP
Jon Matlack, L (1, 1) ERA: 2.22	9.0	W	32	5	1	1	5	1	0	0	0	0	0	41	45	1.00	0.667

Batter	1	2	3	4	5	6	7	8	9	AB	R	H	RBI	BB	SO	LOB
Bud Harrelson, S (1, 6) OBP: 0.304, SLG: 0.273	S S S 0-3 ① K		x 0-0 1B 1B	x 0-0 ③ F7			S S S 0-3 ③ K		x 0-0 ③ 4-3	5	0	1	0	0	2	3
Ken Boswell, L (1, 4) OBP: 0.255, SLG: 0.212	x 0-0 ② F4		x 0-0 ② F5		x 0-0 ① F8			x 0-0 ① F9		4	0	0	0	0	0	1
Tommie Agee, R (1, 8) OBP: 0.392, SLG: 0.482	x 0-0 ③ 6-3		x 0-0 1-3 1B		x 0-0 ② P5			x 0-0 2B		4	0	2	0	0	0	0
Rusty Staub, L (1, 9) OBP: 0.375, SLG: 0.449		x 0-0 1B 2B	x 0-0 ③ F8		x 0-0 ③ F5			S S S 0-3 ② K		4	1	1	0	0	1	3
John Milner, L (1, 7) OBP: 0.378, SLG: 0.471 Cleon Jones, R (8, PH) OBP: 0.371, SLG: 0.396 (8, 7)		x 0-0 ① F7		x 0-0 ① L4		S S S 0-3 ① K		4-0 IBB		3 0	0 0	0 0	0 0	0 1	1 0	1 0
Wayne Garrett, L (1, 5) OBP: 0.500, SLG: 0.400 Jim Fregosi, R (8, PH) OBP: 0.361, SLG: 0.477 (8, 5)		B B B B 4-0 5-3-5 1B BB		B B B B 4-0 1B 1B BB		x 0-0 ② F7		x 0-0 ③ F8		1 1	1 0	0 0	0 0	2 0	0 0	0 2
Ed Kranepool, L (1, 3) OBP: 0.315, SLG: 0.388		x 0-0 1-2 2-H 1B	x 0-0 1B 1-2 1B			x 0-0 ③ F5			B B B B 4-0 BB	3	0	2	1	1	0	0
Duffy Dyer, R (1, 2) OBP: 0.391, SLG: 0.455		x 0-0 ② ③ 5-3-5 2-3f		S S S 0-3 ② K			x 0-0 ① 4-3		x 0-0 ① L4	4	0	0	0	0	1	5
Ray Sadecki, L (1, 1) OBP: 0.200, SLG: 0.200 Jerry Koosman, R (5, 1) OBP: 0.200, SLG: 0.200 Tug McGraw, R (9, 1) OBP: 0.333, SLG: 0.200			S S S 0-3 ① K	x 0-0 1-2 2-H 1B			x 0-0 ② F8		S S S 0-3 ② K	2 2 0	0 0 0	1 0 0	1 0 0	0 0 0	1 1 0	0 1 0
Inning Stats	R: 0 H: 0 E: 0 LOB: 0 K: 1 BB: 0 S: 5 P: 5	R: 1 H: 2 E: 0 LOB: 1 K: 0 BB: 1 S: 4 P: 8	R: 0 H: 2 E: 0 LOB: 2 K: 1 BB: 0 S: 7 P: 7	R: 1 H: 2 E: 0 LOB: 2 K: 1 BB: 1 S: 7 P: 11	R: 0 H: 0 E: 0 LOB: 0 K: 0 BB: 0 S: 3 P: 3	R: 0 H: 0 E: 0 LOB: 0 K: 1 BB: 0 S: 5 P: 5	R: 0 H: 0 E: 0 LOB: 0 K: 1 BB: 0 S: 5 P: 5	R: 0 H: 1 E: 0 LOB: 2 K: 1 BB: 1 S: 6 P: 10	R: 0 H: 0 E: 0 LOB: 1 K: 1 BB: 1 S: 5 P: 9	1B: 5 2B: 3 3B: 0 HR: 0	SF: 0 SAC: 0 DP: 1 HBP: 0					

PITCHER	IP	WLS	BF	H	R	ER	SO	BB	IBB	HBP	BLK	WP	HR	S	P	ERA	WHIP
Bill Champion, R (1, 1) ERA: 3.98	4.0	L	19	6	2	2	3	2	0	0	0	0	0	23	31	4.50	2.000
Ken Reynolds, L (5, 1) ERA: 0.79	2.0		6	0	0	0	1	0	0	0	0	0	0	8	8	0.00	0.000
Joe Hoerner, L (7, 1) ERA: 2.89	2.0		8	1	0	0	2	0	1	0	0	0	0	11	15	0.00	0.500
Wayne Twitchell, R (9, 1) ERA: 4.5	1.0		4	0	0	0	1	1	0	0	0	0	0	5	9	0.00	1.000

PITCHER	IP	WLS	BF	H	R	ER	SO	BB	IBB	HBP	BLK	WP	HR	S	P	ERA	WHIP

TOP

New York Mets @ Philadelphia Phillies

Veterans Stadium, Philadelphia, PA

Sat May 20 1972, 7:05 PM EDT

Att. 36,691 - Unknown

livebaseballscorecards.com

AB	33
R	2
H	7
RBI	2
BB	4
SO	7
LOB	16

WP: 0 PA: 37
PB: 0
SB: 0
CS: 0

BOTTOM

New York Mets @ Philadelphia Phillies

Veterans Stadium, Philadelphia, PA

Sat May 20 1972, 7:05 PM EDT

Att. 36,691 - Unknown

livebaseballscorecards.com

Batter	1	2	3	4	5	6	7	8	9	AB	R	H	RBI	BB	SO	LOB
Larry Bowa, S (1, 6) OBP: 0.282, SLG: 0.250	P4		BB		1B, SF7, 2B		FC6-4, HBP, BB		SH1-4, BB	2	1	1	0	3	0	0
Terry Harmon, R (1, 4) OBP: 0.476, SLG: 0.472	L5		F8		E, S, 2-3, 1B		1-0, FC6-4, 1-2, HBP		SH1-4, 1-2	3	0	1	0	0	0	1
Denny Doyle, L (8, 4) OBP: 0.354, SLG: 0.380										0	0	0	0	0	0	0
Willie Montanez, L (1, 8) OBP: 0.297, SLG: 0.381	K		1-3		SF7, 3-H		K		K	4	0	0	1	0	3	4
Greg Luzinski, R (1, 7) OBP: 0.367, SLG: 0.557		1B, BB		FC6-4, 1B	K, 1-3		FC6-4, 1-2f, 2-3		P4	4	0	1	0	1	1	4
Don Money, R (1, 5) OBP: 0.328, SLG: 0.340		F7		FC6-4, BB, 1B, 1-2f	K		K			4	0	0	0	0	2	5
Tim McCarver, L (1, 2) OBP: 0.311, SLG: 0.358		P3		BB, 1-2, 1B		G3		4-3, SH3-4, 1B		4	0	2	0	0	0	1
Roger Freed, R (1, 9) OBP: 0.286, SLG: 0.500		1-2, 1B		F8		K		SH3-4, 1-2		3	0	1	0	0	1	2
Tom Hutton, L (1, 3) OBP: 0.346, SLG: 0.403		K		1-2, 2-3, BB		1B		4-3, 2-3		3	0	1	0	1	1	3
Bill Champion, R (1, 1) OBP: 0.182, SLG: 0.455			P5	F2		K		K		1	0	0	0	0	0	0
Deron Johnson, R (4, PH) OBP: 0.263, SLG: 0.385										1	0	0	0	0	0	3
Ken Reynolds, L (5, 1)										0	0	0	0	0	0	0
Byron Browne, R (6, PH) OBP: 0.400, SLG: 0.333										1	0	0	0	0	1	1
Joe Hoerner, R (7, 1)										0	0	0	0	0	0	0
Pete Koegel, R (8, PH) OBP: 0.222, SLG: 0.125										1	0	0	0	0	1	1
Wayne Twitchell, R (9, 1)										0	0	0	0	0	0	0
Inning Stats	R: 0, E: 0, K: 1, S: 5 / H: 0, LOB: 0, BB: 0, P: 5	R: 0, E: 0, K: 1, S: 6 / H: 1, LOB: 2, BB: 1, P: 10	R: 0, E: 0, K: 0, S: 3 / H: 0, LOB: 1, BB: 1, P: 7	R: 0, E: 0, K: 0, S: 5 / H: 2, LOB: 3, BB: 1, P: 9	R: 1, E: 0, K: 2, S: 9 / H: 2, LOB: 1, BB: 0, P: 9	R: 0, E: 0, K: 2, S: 8 / H: 1, LOB: 1, BB: 0, P: 8	R: 0, E: 0, K: 2, S: 7 / H: 0, LOB: 2, BB: 1, P: 12	R: 0, E: 0, K: 1, S: 6 / H: 1, LOB: 1, BB: 0, P: 6	R: 0, E: 0, K: 1, S: 5 / H: 0, LOB: 1, BB: 1, P: 9	1B: 6, 2B: 1, 3B: 0, HR: 0	SF: 1, SAC: 2, DP: 0, HBP: 1			WP: 0, PB: 0, SB: 1, CS: 0	PA: 40		

PITCHER		IP	WLS	BF	H	R	ER	SO	BB	IBB	HBP	BLK	WP	HR	S	P	ERA	WHIP
Ray Sadecki, L ERA: 5.84	(1, 1)	4.0		20	5	1	1	2	3	0	0	0	0	0	21	33	2.25	2.000
Jerry Koosman, L ERA: 7.59	(5, 1)	4.0	W	17	2	0	0	7	2	0	1	0	0	0	28	37	0.00	1.000
Tug McGraw, L ERA: 0.35	(9, 1)	1.0	S	3	0	0	0	1	0	0	0	0	0	0	5	5	0.00	0.000

PITCHER	IP	WLS	BF	H	R	ER	SO	BB	IBB	HBP	BLK	WP	HR	S	P	ERA	WHIP

New York Mets @ Philadelphia Phillies

Veterans Stadium, Philadelphia, PA

Sun May 21 1972, 3:33 AM EDT

Att. 57,267 - Unknown

livebaseballscorecards.com

Batter	1	2	3	4	5	6	7	8	9	AB	R	H	RBI	BB	SO	LOB
Willie Mays, R (1, 3) OBP: 0.415, SLG: 0.377	S S S 0-3 ① K		x 0-0 ③ F8			x 0-0 HR 2B		x 0-0 1-H HR		4	2	2	2	0	1	1
Bud Harrelson, S (1, 6) OBP: 0.302, SLG: 0.266	S S S 0-3 ② K			B B B B 4-0 5-3 BB		x 0-0 ① F8		x 0-0 ① F9		3	0	0	0	1	1	1
Tommie Agee, R (1, 8) OBP: 0.388, SLG: 0.500	S S S 0-3 ③ K			x 0-0 ① 5-3 1-2		x 0-0 2-H HR		x 0-0 ② 6-3		4	1	1	2	0	1	1
Rusty Staub, L (1, 9) OBP: 0.371, SLG: 0.443		x 0-0 ① F7		x 0-0 ② F5		x 0-0 ② F7		x 0-0 1B		4	0	1	0	0	0	1
Cleon Jones, R (1, 7) OBP: 0.358, SLG: 0.380		x 0-0 ② P4		S S S 0-3 ③ K		S S S 0-3 ③ K		x 0-0 ③ 5-3		4	0	0	0	0	2	2
Jim Fregosi, R (1, 5) OBP: 0.350, SLG: 0.459		x 0-0 ③ 5-3			x 0-0 ① F7		x 0-0 ① 6-3		x 0-0 ① 6-3	4	0	0	0	0	0	0
Ted Martinez, R (1, 4) OBP: 0.298, SLG: 0.411			S S S 0-3 ① K		x 0-0 ② 4-3		S S S 0-3 ② K		x 0-0 L6-3 1B	4	0	1	0	0	2	0
Jerry Grote, R (1, 2) OBP: 0.370, SLG: 0.429			B B B B 4-0 BB		B B B B 4-0 BB		x 0-0 ③ P3		x 0-0 ② ③ L6-3 1-2	2	0	0	0	2	0	1
Tom Seaver, R (1, 1) OBP: 0.143, SLG: 0.190			S S S 0-3 ② K		S S S 0-3 ③ K			x 0-0 HR 1B		2	0	0	0	0	2	2
Jim Beauchamp, R (8, PH) OBP: 0.185, SLG: 0.185										1	1	1	0	0	0	0
Danny Frisella, L (8, 1)										0	0	0	0	0	0	0

Inning Stats	1	2	3	4	5	6	7	8	9			
	R: 0 E: 0 K: 3 S: 9	R: 0 E: 0 K: 0 S: 3	R: 0 E: 0 K: 2 S: 7	R: 0 E: 0 K: 1 S: 5	R: 0 E: 0 K: 1 S: 5	R: 2 E: 0 K: 1 S: 7	R: 0 E: 0 K: 1 S: 5	R: 2 E: 0 K: 0 S: 6	R: 0 E: 0 K: 0 S: 3	1B: 3 2B: 2 3B: 0 HR: 2	SF: 0 SAC: 0 DP: 1 HBP: 0	WP: 0 PB: 0 SB: 0 CS: 0 PA: 35

PITCHER	IP	WLS	BF	H	R	ER	SO	BB	IBB	HBP	BLK	WP	HR	S	P	ERA	WHIP
Steve Carlton, L (1, 1) ERA: 2.22	9.0	L	35	6	4	4	9	3	0	0	0	0	2	50	62	4.00	1.000

PITCHER	IP	WLS	BF	H	R	ER	SO	BB	IBB	HBP	BLK	WP	HR	S	P	ERA	WHIP

AB	32
R	4
H	6
RBI	4
BB	3
SO	9
LOB	9

Batter	1	2	3	4	5	6	7	8	9	AB	R	H	RBI	BB	SO	LOB
Larry Bowa, S (1, 6) OBP: 0.281, SLG: 0.244	BBBB 4-0 CS BB		SSS 0-3 ② K		x 0-0 ① P5		x 0-0 ① FC6-4 1-2f			3	0	0	0	1	1	1
Denny Doyle, L (1, 4) OBP: 0.349, SLG: 0.387	x 0-0 ① ② F8 1-2		x 0-0 2B		x 0-0 ② F8		x 0-0 ② F9			4	0	1	0	0	0	2
Tim McCarver, L (1, 2) OBP: 0.309, SLG: 0.364	x 0-0 E 2B		SSS 0-3 ③ K		x 0-0 ③ P6		x 0-0 ③ P5			4	1	1	0	0	1	2
Greg Luzinski, R (1, 7) OBP: 0.364, SLG: 0.546	x 0-0 E8 2-H 1B			x 0-0 ① 6-3		x 0-0 ① 5-3		x 0-0 ① 6-3		4	0	1	1	0	0	0
Willie Montanez, L (1, 8) OBP: 0.303, SLG: 0.379	x 0-0 ③ 4-3			BBBB 4-0 HR BB		x 0-0 BB 1B		x 0-0 ② F5		3	1	1	0	1	0	1
Tom Hutton, L (1, 3) OBP: 0.341, SLG: 0.434		x 0-0 ① 4-3		x 0-0 1-H HR		x 0-0 ② F7		x 0-0 ③ 4-3		4	1	1	2	0	0	1
Don Money, R (1, 5) OBP: 0.333, SLG: 0.340		x 0-0 ② F9		x 0-0 ② F8		BBBB 4-0 1-2 BB		x 0-0 B2-6-4 1B		3	0	1	0	1	0	0
Ron Stone, L (1, 9) OBP: 0.286, SLG: 0.350		SSS 0-3 ③ K		x 0-0 3B		x 0-0 ③ F6		x 0-0 ① ② B2-6-4 1-2f		4	0	1	0	0	1	3
Steve Carlton, L (1, 1) OBP: 0.357, SLG: 0.407 Deron Johnson, R (9, PH) OBP: 0.259, SLG: 0.377			x 0-0 ① F5	x 0-0 ③ F7			x 0-0 FC6-4 1B	x 0-0 ③ 6-3		3 1	0 0	1 0	0 0	0 0	0 0	1 0
Inning Stats	R: 1 E: 1 K: 0 S: 4 H: 2 LOB: 1 BB: 1 P: 8	R: 0 E: 0 K: 1 S: 5 H: 0 LOB: 0 BB: 0 P: 5	R: 0 E: 0 K: 2 S: 8 H: 1 LOB: 1 BB: 0 P: 8	R: 2 E: 0 K: 0 S: 5 H: 2 LOB: 1 BB: 1 P: 9	R: 0 E: 0 K: 0 S: 3 H: 0 LOB: 0 BB: 0 P: 3	R: 0 E: 0 K: 0 S: 4 H: 1 LOB: 2 BB: 1 P: 8	R: 0 E: 0 K: 0 S: 4 H: 1 LOB: 1 BB: 0 P: 4	R: 0 E: 0 K: 0 S: 3 H: 0 LOB: 0 BB: 0 P: 3	R: 0 E: 0 K: 0 S: 3 H: 1 LOB: 0 BB: 0 P: 3	1B: 4 2B: 2 3B: 1 HR: 1 SF: 0 SAC: 0 DP: 1 HBP: 0						

PITCHER	IP	WLS	BF	H	R	ER	SO	BB	IBB	HBP	BLK	WP	HR	S	P	ERA	WHIP
Tom Seaver, R (1, 1) ERA: 2.44	7.0	W	30	7	3	3	3	3	0	0	0	0	1	33	45	3.86	1.429
Danny Frisella, R (8, 1) ERA: 0.84	2.0	S	6	1	0	0	0	0	0	0	0	0	0	6	6	0.00	0.500

PITCHER	IP	WLS	BF	H	R	ER	SO	BB	IBB	HBP	BLK	WP	HR	S	P	ERA	WHIP

BOTTOM

New York Mets @ Philadelphia Phillies

Veterans Stadium, Philadelphia, PA

Sun May 21 1972, 3:33 AM EDT

Att. 57,267 - Unknown

livebaseballscorecards.com

AB	33
R	3
H	8
RBI	3
BB	3
SO	3
LOB	11

Batter	1	2	3	4	5	6	7	8	9	AB	R	H	RBI	BB	SO	LOB
Bud Harrelson, S (1, 6) OBP: 0.301, SLG: 0.260	x 0-0 ① G3			S S S 0-3 ① K			B B B B 4-0 1B SH3-4 1B BB	x 0-0 ③ 4-3		3	1	0	0	1	1	1
Ken Boswell, L (1, 4) OBP: 0.247, SLG: 0.205	x 0-0 ② F8			x 0-0 ② 4-1			x 0-0 ① SH3-4 1-2		x 0-0 ① 3-1	3	0	0	0	0	0	0
Tommie Agee, R (1, 8) OBP: 0.384, SLG: 0.492	S S S 0-3 ③ K			x 0-0 ③ P6-3			x 0-0 1B 2-3 1B		x 0-0 ② 5-3	4	0	1	0	0	1	0
Rusty Staub, L (1, 9) OBP: 0.389, SLG: 0.468		x 0-0 P4-6-3 1B			x 0-0 P4-6-3 1B		x 0-0 1-3 3-H 1B		x 0-0 2B	4	0	4	1	0	0	0
Cleon Jones, R (1, 7) OBP: 0.345, SLG: 0.365		x 0-0 ① F3			x 0-0 ① ② P4-6-3 1-2f		x 0-0 ② P4		x 0-0 ③ P6-3	4	0	0	0	0	0	5
Jim Fregosi, R (1, 5) OBP: 0.341, SLG: 0.447		x 0-0 ② ③ P4-6-3 1-2f			x 0-0 ③ 1-3		x 0-0 ③ 1-3			3	0	0	0	0	0	3
Ed Kranepool, L (1, 3) OBP: 0.316, SLG: 0.386			x 0-0 ① G3			x 0-0 ① F9		x 0-0 SH3-4 1B		3	0	1	0	0	0	0
Jerry Grote, R (1, 2) OBP: 0.363, SLG: 0.419			x 0-0 ② P6-3			x 0-0 ② 1-3		x 0-0 ① SH3-4 1-2		2	0	0	0	0	0	0
Gary Gentry, R (1, 1) OBP: 0.105, SLG: 0.105			S S S 0-3 ③ K			x 0-0 ③ P6-3		S S S 0-3 ② K		2	0	0	0	0	1	0
John Milner, L (8, PH) OBP: 0.368, SLG: 0.457										1	0	0	0	0	1	1
Tug McGraw, R (8, 1) OBP: 0.333, SLG: 0.200										0	0	0	0	0	0	0
Inning Stats	R: 0 E: 0 K: 1 S: 5 H: 0 LOB: 0 BB: 0 P: 5	R: 0 E: 0 K: 0 S: 3 H: 1 LOB: 0 BB: 0 P: 3	R: 0 E: 0 K: 1 S: 5 H: 0 LOB: 0 BB: 0 P: 5	R: 0 E: 0 K: 1 S: 5 H: 0 LOB: 0 BB: 0 P: 5	R: 0 E: 0 K: 0 S: 3 H: 1 LOB: 0 BB: 0 P: 3	R: 0 E: 0 K: 0 S: 3 H: 0 LOB: 0 BB: 0 P: 3	R: 1 E: 0 K: 0 S: 5 H: 2 LOB: 2 BB: 1 P: 9	R: 0 E: 0 K: 1 S: 6 H: 1 LOB: 1 BB: 0 P: 6	R: 0 E: 0 K: 0 S: 4 H: 1 LOB: 1 BB: 0 P: 4	1B: 5 2B: 1 3B: 0 HR: 0 SF: 0 SAC: 2 DP: 2 HBP: 0						

PITCHER	IP	WLS	BF	H	R	ER	SO	BB	IBB	HBP	BLK	WP	HR	S	P	ERA	WHIP
Fergie Jenkins, R (1, 1) ERA: 2.91	9.0	W	32	6	1	1	4	1	0	0	0	0	0	39	43	1.00	0.778

PITCHER	IP	WLS	BF	H	R	ER	SO	BB	IBB	HBP	BLK	WP	HR	S	P	ERA	WHIP

TOP

New York Mets @ Chicago Cubs

Wrigley Field, Chicago, IL

Tue May 23 1972, 3:33 AM CDT

Att. 16,285 - Unknown - 63 F

livebaseballscorecards.com

AB	29
R	1
H	6
RBI	1
BB	1
SO	4
LOB	10

New York Mets @ Chicago Cubs

Wrigley Field, Chicago, IL

Tue May 23 1972, 3:33 AM CDT

Att. 16,285 - Unknown - 63 F

BOTTOM

Batter	1	2	3	4	5	6	7	8	9	AB	R	H	RBI	BB	SO	LOB
Jose Cardenal, R (1, 9) OBP: 0.342, SLG: 0.500	F8	K		F2			5-3			4	0	0	0	0	1	4
Glenn Beckert, R (1, 4) OBP: 0.279, SLG: 0.323	WP, 1B		P4		FC4-6, 1B		1-3, 1B			4	0	3	0	0	0	0
Billy Williams, L (1, 7) OBP: 0.314, SLG: 0.403	FC6-4, BB		4-3		FC4-6, 1-3		1-3			3	0	0	0	1	0	2
Rick Monday, L (1, 8) OBP: 0.443, SLG: 0.570	K		F8		1-3		F7			4	0	0	0	0	1	4
Jim Hickman, R (1, 3) OBP: 0.360, SLG: 0.478	FC6-4			1B, 1B, BB	6-3			6-3		3	1	0	0	1	0	3
Carmen Fanzone, R (1, 5) OBP: 0.350, SLG: 0.519		SH1-4, BB, 1B		K		5-3		E, 1B		4	1	2	0	0	1	1
Paul Popovich, S (1, 6) OBP: 0.500, SLG: 0.500		SH1-4, BB		1B		FC1-6-4, 1B		E9, CS, 2B		3	0	3	1	1	0	0
Ken Rudolph, R (1, 2) OBP: 0.300, SLG: 0.550		SH1-4		1B		FC1-6-4, 1B		1B		3	0	2	1	0	0	1
Fergie Jenkins, R (1, 1) OBP: 0.258, SLG: 0.233		F3		K		1-3, 1B		K		4	0	1	0	0	2	5
Inning Stats	R: 0 E: 0 K: 1 S: 6 H: 1 LOB: 2 BB: 1 P: 10	R: 0 E: 0 K: 1 S: 6 H: 1 LOB: 2 BB: 1 P: 10	R: 0 E: 0 K: 0 S: 3 H: 0 LOB: 0 BB: 0 P: 3	R: 1 E: 0 K: 2 S: 9 H: 2 LOB: 2 BB: 1 P: 13	R: 0 E: 0 K: 0 S: 4 H: 1 LOB: 1 BB: 0 P: 4	R: 0 E: 0 K: 0 S: 4 H: 2 LOB: 2 BB: 0 P: 4	R: 0 E: 0 K: 0 S: 4 H: 1 LOB: 1 BB: 0 P: 4	R: 1 E: 1 K: 1 S: 7 H: 3 LOB: 1 BB: 0 P: 7		1B: 10 2B: 1 3B: 0 HR: 0 SF: 0 SAC: 1 DP: 0 HBP: 0						

livebaseballscorecards.com

	AB	32
	R	2
	H	11
	RBI	2
	BB	3
	SO	5
	LOB	20

WP: 1 PB: 0 SB: 0 CS: 1 PA: 36

PITCHER		IP	WLS	BF	H	R	ER	SO	BB	IBB	HBP	BLK	WP	HR	S	P	ERA	WHIP
Gary Gentry, R ERA: 2.13	(1, 1)	7.0		31	8	1	1	4	3	0	0	0	1	0	36	48	1.29	1.571
Tug McGraw, L ERA: 0.67	(8, 1)	1.0	L	5	3	1	1	1	0	0	0	0	0	0	7	7	9.00	3.000

PITCHER	IP	WLS	BF	H	R	ER	SO	BB	IBB	HBP	BLK	WP	HR	S	P	ERA	WHIP

New York Mets @ Chicago Cubs

Wrigley Field, Chicago, IL

Wed May 24 1972, 3:33 AM CDT

Att. 15,330 - Sunny

livebaseballscorecards.com

Batter	1	2	3	4	5	6	7	8	9	AB	R	H	RBI	BB	SO	LOB
Willie Mays, R (1, 8) OBP: 0.430, SLG: 0.391	x 0-0 PB 1B		x 0-0 5-3 ①		x 0-0 1-3 1B			BBBB 4-0 2B BB		3	1	2	0	1	0	0
Bud Harrelson, S (1, 6) OBP: 0.299, SLG: 0.267	SSS 0-3 K ①		SSS 0-3 K ②		x 0-0 F8 ③			x 0-0 1-H 2B		4	0	1	1	0	2	3
Ken Boswell, L (1, 4) OBP: 0.238, SLG: 0.196	x 0-0 F8 1-2 ②		x 0-0 4-3 ③			x 0-0 F9 ①		x 0-0 F7 ②		4	0	0	0	0	0	2
Rusty Staub, L (1, 9) OBP: 0.385, SLG: 0.457	BBBB 4-0 FC6-4 BB			x 0-0 F7 ①		x 0-0 P6-3 ②		x 0-0 4-3 ③		3	0	0	0	1	0	1
Cleon Jones, R (1, 7) OBP: 0.333, SLG: 0.352	x 0-0 FC6-4 1-2f ③			SSS 0-3 K ②		x 0-0 5-3 ③			x 0-0 4-3 ①	4	0	0	0	0	1	2
Jim Fregosi, R (1, 5) OBP: 0.338, SLG: 0.441		x 0-0 G3 1B		x 0-0 4-3 ③			x 0-0 5-3 ①		x 0-0 P6-3 ②	4	0	1	0	0	0	0
Ed Kranepool, L (1, 3) OBP: 0.303, SLG: 0.368		x 0-0 G3 1-2 ①			SSS 0-3 K ①		x 0-0 F5 ②		x 0-0 E4 FC6-4	4	0	0	0	0	1	1
Jerry Grote, R (1, 2) OBP: 0.349, SLG: 0.400		SSS 0-3 K ②			x 0-0 F8 ②		x 0-0 5-3 ③		x 0-0 FC6-4 1-2f ③	4	0	0	0	0	1	2
Buzz Capra, R (1, 1) OBP: 0.500, SLG: 0.333		x 0-0 G3 ③			x 0-0 1B 1B			SSS 0-3 K ①		2	0	1	0	0	0	1
Chuck Taylor, R (7, 1)										0	0	0	0	0	0	0
Dave Marshall, L (8, PH)										1	0	0	0	0	1	0
Jerry Koosman, R (8, 1) OBP: 0.200, SLG: 0.200										0	0	0	0	0	0	0

Inning Stats	1	2	3	4	5	6	7	8	9	AB	R	H	RBI	BB	SO	LOB
	R: 0 E: 0 K: 1 S: 6	R: 0 E: 0 K: 1 S: 6	R: 0 E: 0 K: 1 S: 5	R: 0 E: 0 K: 1 S: 5	R: 0 E: 0 K: 1 S: 7	R: 0 E: 0 K: 0 S: 3	R: 0 E: 0 K: 0 S: 3	R: 1 E: 0 K: 1 S: 6	R: 0 E: 1 K: 0 S: 4	1B: 4 2B: 1 3B: 0 HR: 0	SF: 0 SAC: 0 DP: 0 HBP: 0	WP: 0 PB: 1 SB: 0 CS: 0	PA: 35			

PITCHER	IP	WLS	BF	H	R	ER	SO	BB	IBB	HBP	BLK	WP	HR	S	P	ERA	WHIP
Burt Hooton, R (1, 1) ERA: 2.56	9.0	W	35	5	1	1	6	2	0	0	0	0	0	45	53	1.00	0.778

PITCHER	IP	WLS	BF	H	R	ER	SO	BB	IBB	HBP	BLK	WP	HR	S	P	ERA	WHIP

AB	33
R	1
H	5
RBI	1
BB	2
SO	6
LOB	12

New York Mets @ Chicago Cubs

Wrigley Field, Chicago, IL

Wed May 24 1972, 3:33 AM CDT

Att. 15,330 - Sunny

BOTTOM

Batter	1	2	3	4	5	6	7	8	9	AB	R	H	RBI	BB	SO	LOB
Jose Cardenal, R (1, 9) OBP: 0.347, SLG: 0.554	F7		HR		HR		E6			4	2	2	4	0	0	0
Glenn Beckert, R (1, 4) OBP: 0.279, SLG: 0.321	1B		F8		6-3		1-3			4	0	1	0	0	0	1
Billy Williams, L (1, 7) OBP: 0.319, SLG: 0.429	1B		6-3		HR			L7		4	1	2	1	0	0	0
Rick Monday, L (1, 8) OBP: 0.429, SLG: 0.546	K		K		G1			F7		4	0	0	0	0	2	2
Jim Hickman, R (1, 3) OBP: 0.356, SLG: 0.462	K			5-3		K		BB		3	0	0	0	1	2	2
Carmen Fanzone, R (1, 5) OBP: 0.344, SLG: 0.491		1-3		5-3		CS BB		F7		3	0	0	0	1	0	1
Paul Popovich, S (1, 6) OBP: 0.385, SLG: 0.364		K		P3		P3-1				3	0	0	0	0	1	1
Ken Rudolph, R (1, 2) OBP: 0.304, SLG: 0.500		K			HR BB		F7			2	1	0	0	1	1	0
Burt Hooton, R (1, 1) OBP: 0.143, SLG: 0.053			HR BB		K		5-3			2	1	0	0	1	1	1
Inning Stats	R: 0 E: 0 K: 2 S: 9 H: 2 LOB: 2 BB: 0 P: 9	R: 0 E: 0 K: 2 S: 7 H: 0 LOB: 0 BB: 0 P: 7	R: 2 E: 0 K: 1 S: 6 H: 1 LOB: 0 BB: 1 P: 10	R: 0 E: 0 K: 0 S: 3 H: 0 LOB: 0 BB: 0 P: 3	R: 3 E: 0 K: 1 S: 7 H: 2 LOB: 0 BB: 1 P: 11	R: 0 E: 0 K: 1 S: 4 H: 0 LOB: 0 BB: 1 P: 8	R: 0 E: 1 K: 0 S: 4 H: 0 LOB: 1 BB: 0 P: 4	R: 0 E: 0 K: 0 S: 3 H: 0 LOB: 1 BB: 1 P: 7		1B: 2 2B: 0 3B: 0 HR: 3 SF: 0 SAC: 0 DP: 0 HBP: 0							

	AB	29
	R	5
	H	5
	RBI	5
	BB	4
	SO	7
	LOB	8

WP: 0 PB: 0 SB: 0 CS: 1 PA: 33

livebaseballscorecards.com

PITCHER		IP	WLS	BF	H	R	ER	SO	BB	IBB	HBP	BLK	WP	HR	S	P	ERA	WHIP
Buzz Capra, R ERA: 4.38	(1, 1)	6.0	L	25	5	5	5	7	3	0	0	0	0	3	36	48	7.50	1.333
Chuck Taylor, R ERA: 3.24	(7, 1)	1.0		4	0	0	0	0	0	0	0	0	0	0	4	4	0.00	0.000
Jerry Koosman, L ERA: 7.25	(8, 1)	1.0		4	0	0	0	0	1	0	0	0	0	0	3	7	0.00	1.000

PITCHER	IP	WLS	BF	H	R	ER	SO	BB	IBB	HBP	BLK	WP	HR	S	P	ERA	WHIP

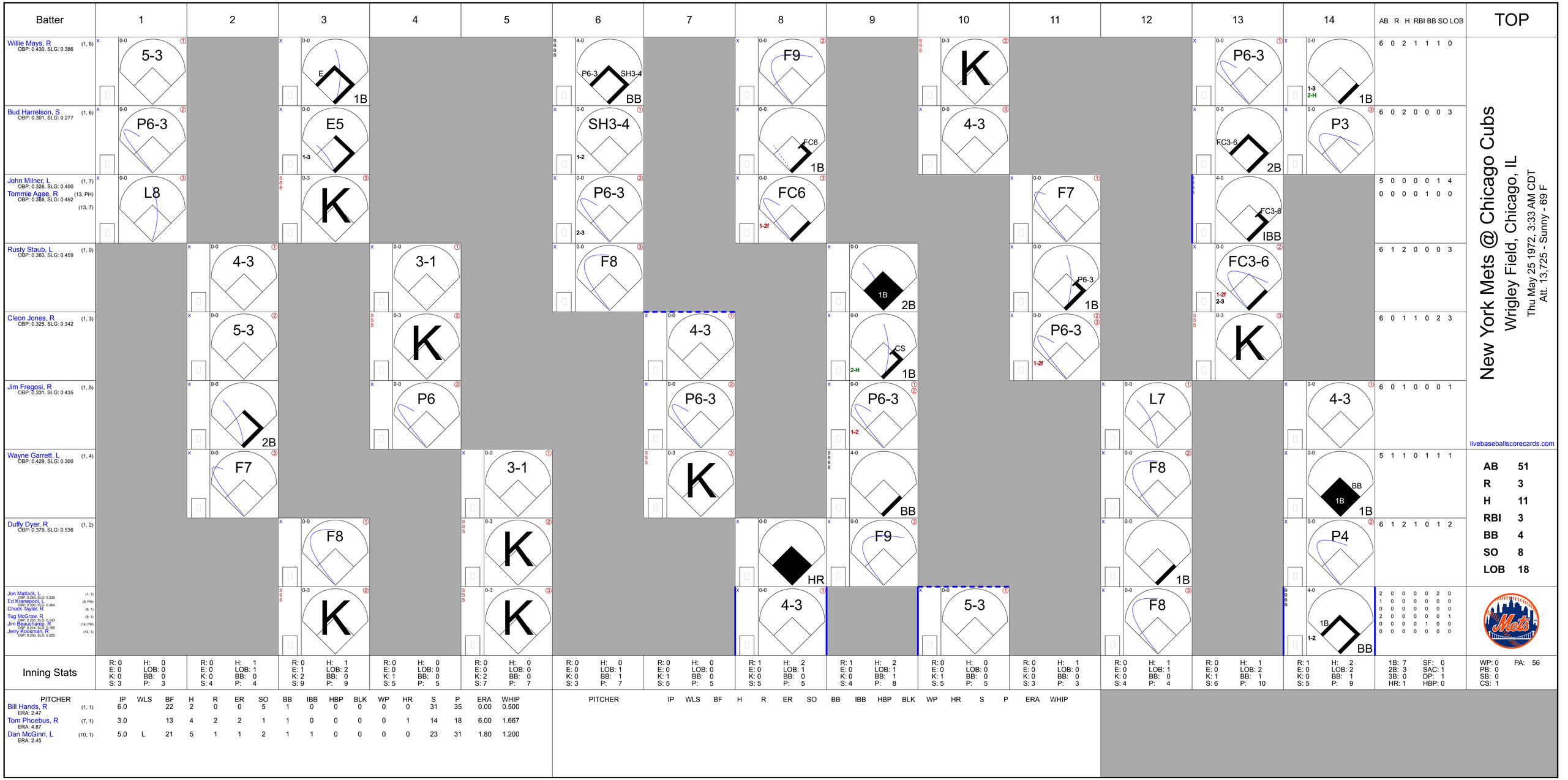
Batter
1
2
3
4
5
6
7
8
9
10
11
12
13
14
AB R H RBI BB SO LOB
TOP
Willie Mays, R (1, 8) OBP: 0.430, SLG: 0.386
5-3
E 1B
P6-3
SH3-4 BB
F9
K
P6-3
6 0 2 1 1 1 0
Bud Harrelson, S (1, 6) OBP: 0.301, SLG: 0.277
P6-3
E5 1-3
SH3-4 1-2
FC6 1B
4-3
FC3-6 2B
P3
6 0 2 0 0 0 3
John Milner, L (1, 7) OBP: 0.326, SLG: 0.400
Tommie Agee, R (13, PH) OBP: 0.388, SLG: 0.492 (13, 7)
L8
K
P6-3 2-3
FC6 1-2f
F7
FC3-6 IBB
5 0 0 0 0 1 4
0 0 0 0 1 0 0
Rusty Staub, L (1, 9) OBP: 0.383, SLG: 0.459
4-3
3-1
F8
1B 2B
P6-3 1B
FC3-6 1-2f 2-3
6 1 2 0 0 0 3
Cleon Jones, R (1, 3) OBP: 0.325, SLG: 0.342
5-3
K
4-3
CS 2-H 1B
P6-3 1-2f
K
6 0 1 1 0 2 3
Jim Fregosi, R (1, 5) OBP: 0.331, SLG: 0.435
2B
P6
P6-3
P6-3 1-2
L7
4-3
6 0 1 0 0 0 1
livebaseballscorecards.com
Wayne Garrett, L (1, 4) OBP: 0.429, SLG: 0.300
F7
3-1
K
BB
F8
BB 1B 1B
5 1 1 0 1 1 1
Duffy Dyer, R (1, 2) OBP: 0.379, SLG: 0.536
F8
K
HR
F9
1B
P4
6 1 2 1 0 1 2
Jon Matlack, L (1, 1) OBP: 0.263, SLG: 0.235
Ed Kranepool, L (8, PH) OBP: 0.300, SLG: 0.364
Chuck Taylor, R (8, 1)
Tug McGraw, R (9, 1) OBP: 0.200, SLG: 0.143
Jim Beauchamp, R (14, PH) OBP: 0.214, SLG: 0.185
Jerry Koosman, R (14, 1) OBP: 0.200, SLG: 0.200
K
K
K
4-3
5-3
F8
1B BB
2 0 0 0 0 2 0
1 0 0 0 0 0 0
0 0 0 0 0 0 0
2 0 0 0 0 0 1
0 0 0 0 1 0 0
0 0 0 0 0 0 0
New York Mets @ Chicago Cubs
Wrigley Field, Chicago, IL
Thu May 25 1972, 3:33 AM CDT
Att. 13,725 - Sunny - 69 F
AB 51
R 3
H 11
RBI 3
BB 4
SO 8
LOB 18
Inning Stats
R: 0 H: 0 E: 0 LOB: 0 K: 0 BB: 0 S: 3 P: 3
R: 0 H: 1 E: 0 LOB: 1 K: 0 BB: 0 S: 4 P: 4
R: 0 H: 1 E: 1 LOB: 2 K: 2 BB: 0 S: 9 P: 9
R: 0 H: 0 E: 0 LOB: 0 K: 1 BB: 0 S: 5 P: 5
R: 0 H: 0 E: 0 LOB: 0 K: 2 BB: 0 S: 7 P: 7
R: 0 H: 0 E: 0 LOB: 1 K: 0 BB: 1 S: 3 P: 7
R: 0 H: 0 E: 0 LOB: 0 K: 1 BB: 0 S: 5 P: 5
R: 1 H: 2 E: 0 LOB: 1 K: 0 BB: 0 S: 5 P: 5
R: 1 H: 2 E: 0 LOB: 1 K: 0 BB: 1 S: 5 P: 8
R: 0 H: 0 E: 0 LOB: 0 K: 1 BB: 0 S: 5 P: 5
R: 0 H: 1 E: 0 LOB: 0 K: 0 BB: 0 S: 3 P: 3
R: 0 H: 1 E: 0 LOB: 1 K: 0 BB: 0 S: 4 P: 4
R: 0 H: 1 E: 0 LOB: 2 K: 1 BB: 1 S: 6 P: 10
R: 1 H: 2 E: 0 LOB: 2 K: 0 BB: 1 S: 5 P: 9
1B: 7 SF: 0 2B: 3 SAC: 1 3B: 0 DP: 1 HR: 1 HBP: 0
PA: 56
WP: 0 PB: 0 SB: 0 CS: 1
PITCHER IP WLS BF H R ER SO BB IBB HBP BLK WP HR S P ERA WHIP
Bill Hands, R (1, 1) ERA: 2.47 6.0 22 2 0 0 5 1 0 0 0 0 0 31 35 0.00 0.500
Tom Phoebus, R (7, 1) ERA: 4.87 3.0 13 4 2 2 1 1 0 0 0 0 1 14 18 6.00 1.667
Dan McGinn, L (10, 1) ERA: 2.45 5.0 L 21 5 1 1 2 1 1 0 0 0 0 23 31 1.80 1.200
PITCHER IP WLS BF H R ER SO BB IBB HBP BLK WP HR S P ERA WHIP

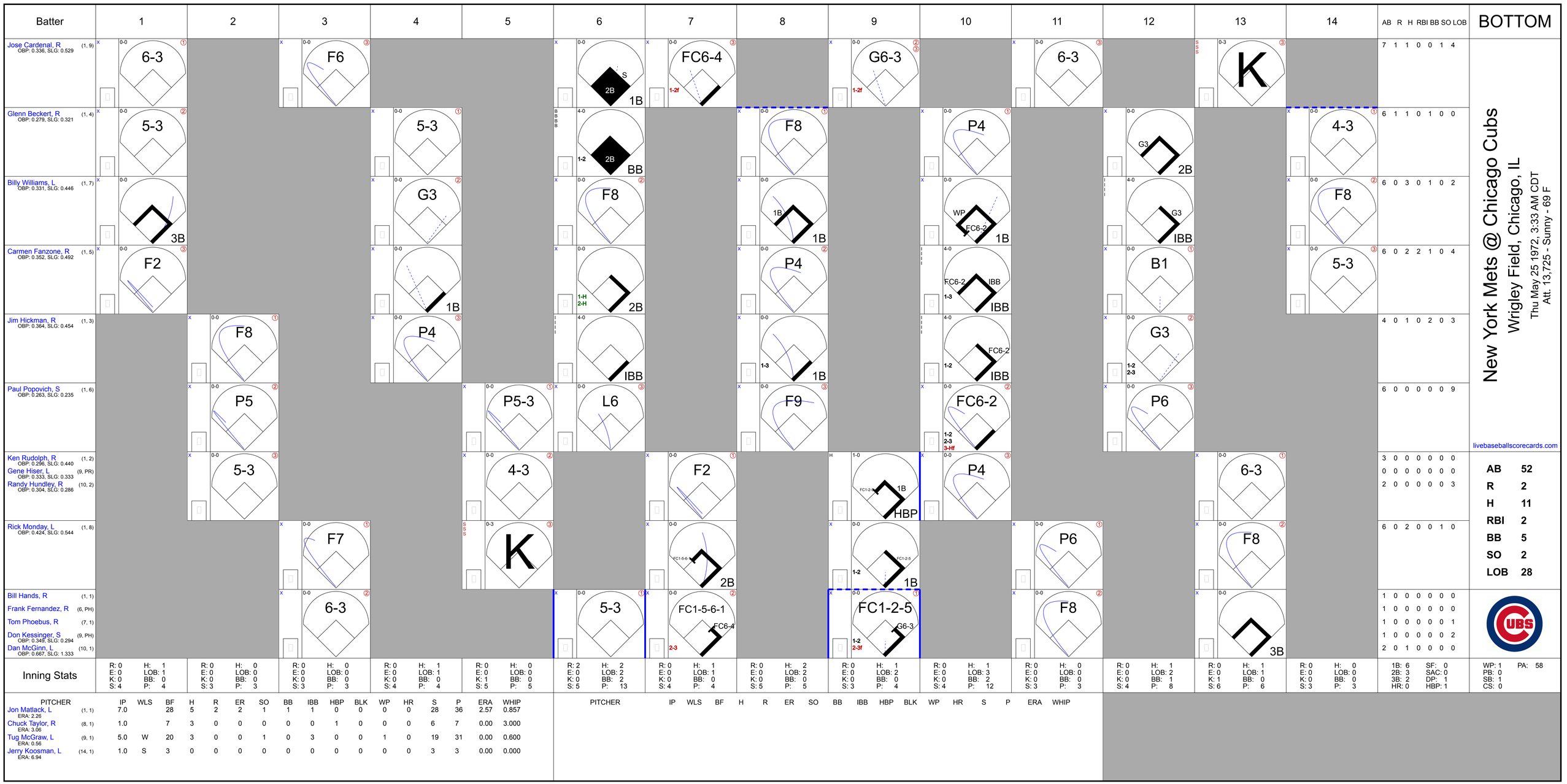
Batter
1
2
3
4
5
6
7
8
9
10
11
12
13
14
AB R H RBI BB SO LOB
BOTTOM
Jose Cardenal, R (1, 9) OBP: 0.336, SLG: 0.529
6-3
F6
2B
1B
FC6-4
G6-3
6-3
K
7 1 1 0 0 1 4
Glenn Beckert, R (1, 4) OBP: 0.279, SLG: 0.321
5-3
5-3
BB
F8
P4
G3
2B
4-3
6 1 1 0 1 0 0
Billy Williams, L (1, 7) OBP: 0.331, SLG: 0.446
3B
G3
F8
1B
1B
WP
FC6-2
1B
G3
IBB
F8
6 0 3 0 1 0 2
Carmen Fanzone, R (1, 5) OBP: 0.352, SLG: 0.492
F2
1B
2B
P4
FC6-2
IBB
IBB
B1
5-3
6 0 2 2 1 0 4
Jim Hickman, R (1, 3) OBP: 0.364, SLG: 0.454
F8
P4
IBB
1B
FC6-2
IBB
G3
4 0 1 0 2 0 3
Paul Popovich, S (1, 6) OBP: 0.263, SLG: 0.235
P5
P5-3
L6
F9
FC6-2
P6
6 0 0 0 0 0 9
Ken Rudolph, R (1, 2) OBP: 0.296, SLG: 0.440
Gene Hiser, L (9, PR) OBP: 0.333, SLG: 0.333
Randy Hundley, R (10, 2) OBP: 0.304, SLG: 0.286
5-3
4-3
F2
HBP
P4
6-3
3 0 0 0 0 0 0
0 0 0 0 0 0 0
2 0 0 0 0 0 3
Rick Monday, L (1, 8) OBP: 0.424, SLG: 0.544
F7
K
2B
1B
P6
F8
6 0 2 0 0 1 0
Bill Hands, R (1, 1)
Frank Fernandez, R (6, PH)
Tom Phoebus, R (7, 1)
Don Kessinger, S (9, PH) OBP: 0.346, SLG: 0.294
Dan McGinn, L (10, 1) OBP: 0.667, SLG: 1.333
6-3
5-3
FC1-5-6-1
FC6-4
FC1-2-5
G6-3
F8
3B
1 0 0 0 0 0 0
1 0 0 0 0 0 0
1 0 0 0 0 0 1
1 0 0 0 0 0 2
2 0 1 0 0 0 0
Inning Stats
R: 0 E: 0 K: 0 S: 4 H: 1 LOB: 1 BB: 0 P: 4
R: 0 E: 0 K: 0 S: 3 H: 0 LOB: 0 BB: 0 P: 3
R: 0 E: 0 K: 0 S: 3 H: 0 LOB: 0 BB: 0 P: 3
R: 0 E: 0 K: 0 S: 4 H: 1 LOB: 1 BB: 0 P: 4
R: 0 E: 0 K: 1 S: 5 H: 0 LOB: 0 BB: 0 P: 5
R: 2 E: 0 K: 0 S: 5 H: 2 LOB: 2 BB: 2 P: 13
R: 0 E: 0 K: 0 S: 4 H: 1 LOB: 1 BB: 0 P: 4
R: 0 E: 0 K: 0 S: 5 H: 2 LOB: 2 BB: 0 P: 5
R: 0 E: 0 K: 0 S: 3 H: 1 LOB: 2 BB: 0 P: 4
R: 0 E: 0 K: 0 S: 4 H: 1 LOB: 3 BB: 2 P: 12
R: 0 E: 0 K: 0 S: 3 H: 0 LOB: 0 BB: 0 P: 3
R: 0 E: 0 K: 0 S: 4 H: 1 LOB: 2 BB: 1 P: 8
R: 0 E: 0 K: 1 S: 6 H: 1 LOB: 1 BB: 0 P: 6
R: 0 E: 0 K: 0 S: 3 H: 0 LOB: 0 BB: 0 P: 3
1B: 6 2B: 3 3B: 2 HR: 0
SF: 0 SAC: 0 DP: 1 HBP: 1
WP: 1 PB: 0 SB: 1 CS: 0
PA: 58
PITCHER IP WLS BF H R ER SO BB IBB HBP BLK WP HR S P ERA WHIP
Jon Matlack, L (1, 1) ERA: 2.26 7.0 28 5 2 2 1 1 1 0 0 0 0 0 28 36 2.57 0.857
Chuck Taylor, R (8, 1) ERA: 3.06 1.0 7 3 0 0 0 0 0 1 0 0 0 0 6 7 0.00 3.000
Tug McGraw, L (9, 1) ERA: 0.56 5.0 W 20 3 0 0 1 0 3 0 0 1 0 0 19 31 0.00 0.600
Jerry Koosman, L (14, 1) ERA: 6.94 1.0 S 3 0 0 0 0 0 0 0 0 0 0 0 3 3 0.00 0.000
PITCHER IP WLS BF H R ER SO BB IBB HBP BLK WP HR S P ERA WHIP
New York Mets @ Chicago Cubs
Wrigley Field, Chicago, IL
Thu May 25 1972, 3:33 AM CDT
Att. 13,725 - Sunny - 69 F
livebaseballscorecards.com
AB 52
R 2
H 11
RBI 2
BB 5
SO 2
LOB 28

Batter	1	2	3	4	5	6	7	8	9	AB	R	H	RBI	BB	SO	LOB
Bud Harrelson, S (1, 6) OBP: 0.306, SLG: 0.279	0-0 4-3 5-3 1B 1B		0-0 4-3		4-0 5-3-5 BB		0-0 F8			3	1	1	0	1	0	0
Jim Fregosi, R (1, 5) OBP: 0.329, SLG: 0.438	0-0 5-3 1-2		0-0 L6		0-0 5-3-5 1-2f			0-0 2B		4	0	1	0	0	0	2
Tommie Agee, R (1, 8) OBP: 0.392, SLG: 0.496	0-0 4-3 2-3			0-0 F8	0-0 2B			4-0 BB		3	0	1	0	1	0	1
Rusty Staub, L (1, 9) OBP: 0.386, SLG: 0.460	0-0 3-H 1B			0-0 E 1B 1B	0-0 P6			0-0 F7		4	1	2	1	0	0	3
Cleon Jones, R (1, 3) OBP: 0.323, SLG: 0.339	S S S 0-3 K			0-0 1B E 1-2 1B		0-0 F9		0-0 F2		4	0	1	0	0	1	3
John Milner, L (1, 7) OBP: 0.319, SLG: 0.386		S S S 0-3 K		0-0 E3 1B 1-2 2-H		0-0 G6-3 1B		S S S 0-3 K		4	0	1	0	0	2	3
Wayne Garrett, L (1, 4) OBP: 0.333, SLG: 0.214		0-0 F8		0-0 P6		0-0 G6-3 1-2f			0-0 4-3	4	0	0	0	0	0	3
Jerry Grote, R (1, 2) OBP: 0.345, SLG: 0.394		S S S 0-3 K		0-0 1-2 2-3 1B			0-0 6-3		0-0 6-3	4	0	1	0	0	1	0
Tom Seaver, R (1, 1) OBP: 0.125, SLG: 0.167			S S S 0-3 K	0-0 4-3			S S S 0-3 K		0-0 P6	3	0	0	0	0	2	3
Ray Sadecki, L (8, 1) OBP: 0.200, SLG: 0.200										0	0	0	0	0	0	0
Dave Marshall, L (9, PH)										1	0	0	0	0	0	0
Inning Stats	R: 1 E: 0 K: 1 S: 7 H: 2 LOB: 1 BB: 0 P: 7	R: 0 E: 0 K: 2 S: 7 H: 0 LOB: 0 BB: 0 P: 7	R: 0 E: 0 K: 1 S: 5 H: 0 LOB: 0 BB: 0 P: 5	R: 1 E: 1 K: 0 S: 7 H: 3 LOB: 3 BB: 0 P: 7	R: 0 E: 0 K: 0 S: 3 H: 1 LOB: 1 BB: 1 P: 7	R: 0 E: 0 K: 0 S: 3 H: 1 LOB: 0 BB: 0 P: 3	R: 0 E: 0 K: 1 S: 5 H: 0 LOB: 0 BB: 0 P: 5	R: 0 E: 0 K: 1 S: 6 H: 1 LOB: 2 BB: 1 P: 10	R: 0 E: 0 K: 0 S: 3 H: 0 LOB: 0 BB: 0 P: 3	1B: 6 2B: 3 3B: 0 HR: 0	SF: 0 SAC: 0 DP: 2 HBP: 0						

TOP

New York Mets @ St. Louis Cardinals

Busch Stadium, St. Louis, MO

Fri May 26 1972, 7:05 PM CDT

Att. 21,247 - Unknown

livebaseballscorecards.com

AB	34
R	2
H	8
RBI	1
BB	2
SO	6
LOB	18

PITCHER	IP	WLS	BF	H	R	ER	SO	BB	IBB	HBP	BLK	WP	HR	S	P	ERA	WHIP
Rick Wise, R (1, 1) ERA: 3.1	9.0	W	36	8	2	1	6	2	0	0	0	0	0	46	54	1.00	1.111

PITCHER	IP	WLS	BF	H	R	ER	SO	BB	IBB	HBP	BLK	WP	HR	S	P	ERA	WHIP

Batter	1	2	3	4	5	6	7	8	9	AB	R	H	RBI	BB	SO	LOB
Lou Brock, L (1, 7) OBP: 0.341, SLG: 0.373	4-3	F8 S 1B		4-3		6-3				4	0	1	0	0	0	0
Ted Sizemore, R (1, 4) OBP: 0.317, SLG: 0.331	1B FC6-4 BB	F8 1-3		L6			F7			3	1	0	0	1	0	1
Matty Alou, L (1, 3) OBP: 0.368, SLG: 0.394	FC6-4 1B 1-3	K			F9		F9			4	0	1	0	0	1	1
Joe Torre, R (1, 5) OBP: 0.423, SLG: 0.552	FC6-4 BB S 1B 1-2f 3-H		E6 1B		HR		HR 2B			4	3	2	2	0	0	1
Ted Simmons, S (1, 2) OBP: 0.319, SLG: 0.441	BB 1B BB 1-2		1B 1-3		1B		2-H HR			3	2	3	2	1	0	0
Bernie Carbo, L (1, 9) OBP: 0.351, SLG: 0.178	1B BB 1-2 2-3		4-3		F8		F8			3	0	0	0	1	0	3
Luis Melendez, R (1, 8) OBP: 0.247, SLG: 0.338	1B 1-2 2-H 3-H		F8		5-3			F8		4	0	1	2	0	0	3
Dal Maxvill, R (1, 6) OBP: 0.222, SLG: 0.108	F9		4-3			4-3		4-3		4	0	0	0	0	0	4
Rick Wise, R (1, 1) OBP: 0.241, SLG: 0.250		F8		F9		K		F8		4	0	0	0	0	1	0
Inning Stats	R: 3 H: 2 E: 0 LOB: 2 K: 0 BB: 3 S: 5 P: 17	R: 0 H: 1 E: 0 LOB: 1 K: 1 BB: 0 S: 6 P: 6	R: 0 H: 1 E: 1 LOB: 2 K: 0 BB: 0 S: 5 P: 5	R: 0 H: 0 E: 0 LOB: 0 K: 0 BB: 0 S: 3 P: 3	R: 1 H: 2 E: 0 LOB: 1 K: 0 BB: 0 S: 5 P: 5	R: 0 H: 0 E: 0 LOB: 0 K: 1 BB: 0 S: 5 P: 5	R: 2 H: 2 E: 0 LOB: 0 K: 0 BB: 0 S: 5 P: 5	R: 0 H: 0 E: 0 LOB: 0 K: 0 BB: 0 S: 3 P: 3		1B: 5 SF: 0 2B: 1 SAC: 0 3B: 0 DP: 0 HR: 2 HBP: 0						

PITCHER		IP	WLS	BF	H	R	ER	SO	BB	IBB	HBP	BLK	WP	HR	S	P	ERA	WHIP
Tom Seaver, R ERA: 3.0	(1, 1)	7.0	L	33	8	6	6	2	3	0	0	0	0	2	34	46	7.71	1.571
Ray Sadecki, L ERA: 5.4	(8, 1)	1.0		3	0	0	0	0	0	0	0	0	0	0	3	3	0.00	0.000

PITCHER	IP	WLS	BF	H	R	ER	SO	BB	IBB	HBP	BLK	WP	HR	S	P	ERA	WHIP

BOTTOM

New York Mets @ St. Louis Cardinals

Busch Stadium, St. Louis, MO

Fri May 26 1972, 7:05 PM CDT

Att. 21,247 - Unknown

livebaseballscorecards.com

AB	33
R	6
H	8
RBI	6
BB	3
SO	2
LOB	13

WP: 0	PA: 36		
PB: 0			
SB: 2			
CS: 0			

New York Mets @ St. Louis Cardinals

Busch Stadium, St. Louis, MO

Sat May 27 1972, 7:05 PM CDT

Att. 27,739 - Unknown

TOP

livebaseballscorecards.com

Batter	1	2	3	4	5	6	7	8	9	AB	R	H	RBI	BB	SO	LOB
Bud Harrelson, S (1, 6) OBP: 0.302, SLG: 0.271	1-3			F8	IBB		FC5-2 (1B) 1-2 2-3 3-Hf	E3 1-2 2-3		4	0	0	0	1	0	5
Jim Fregosi, R (1, 5) OBP: 0.317, SLG: 0.421	F7			F8	K		K	F8		5	0	0	0	0	2	9
Tommie Agee, R (1, 8) OBP: 0.399, SLG: 0.500	CS (1B)			1B	K		1-3 2-H 3-H BB (1B)		F8	5	0	3	2	0	1	3
Rusty Staub, L (1, 9) OBP: 0.380, SLG: 0.448	CS 1-2	4-3		4-3		G3	1-2 BB		F8	4	0	0	0	1	0	1
Cleon Jones, R (1, 3) OBP: 0.318, SLG: 0.341		F8			1B (1B) 2B	6-3	4-3		5-3	5	1	1	0	0	0	3
John Milner, L (1, 7) OBP: 0.314, SLG: 0.362		4-3			1B (1B) BB	3-1		4-3		3	1	0	0	1	0	0
Wayne Garrett, L (1, 4) OBP: 0.409, SLG: 0.353			P4		SH3-4 (1B) 1-2 2-3 1B		HBP (1B) FC5-2 BB	FC3-5 2B		3	0	2	0	1	0	0
Jerry Grote, R (1, 2) OBP: 0.360, SLG: 0.402			4-3		SH3-4 1-2 2-H 3-H 1B		FC5-2 HBP (1B) 1-2 1B	E FC3-5 BB		3	1	2	2	1	0	0
Jim McAndrew, R (1, 1)			L4		SH3-4 1-2 2-3		1-0 FC5-2 1-2 2-3 1B HBP	FC3-5 E 1-2 2-3f		2	1	0	0	0	0	2
Inning Stats	R: 0 E: 0 K: 0 S: 3 H: 1 LOB: 0 BB: 0 P: 3	R: 0 E: 0 K: 0 S: 3 H: 0 LOB: 0 BB: 0 P: 3	R: 0 E: 0 K: 0 S: 3 H: 0 LOB: 0 BB: 0 P: 3	R: 0 E: 0 K: 0 S: 4 H: 1 LOB: 1 BB: 0 P: 4	R: 2 E: 0 K: 2 S: 10 H: 3 LOB: 3 BB: 2 P: 18	R: 0 E: 0 K: 0 S: 3 H: 0 LOB: 0 BB: 0 P: 3	R: 2 E: 0 K: 1 S: 7 H: 2 LOB: 3 BB: 2 P: 16	R: 0 E: 1 K: 0 S: 5 H: 1 LOB: 3 BB: 1 P: 9	R: 0 E: 0 K: 0 S: 3 H: 0 LOB: 0 BB: 0 P: 3							

	AB	34
	R	4
	H	8
	RBI	4
	BB	5
	SO	3
	LOB	23

1B: 6 SF: 0
2B: 2 SAC: 1
3B: 0 DP: 0
HR: 0 HBP: 1

WP: 0 PA: 42
PB: 0
SB: 0
CS: 1

PITCHER		IP	WLS	BF	H	R	ER	SO	BB	IBB	HBP	BLK	WP	HR	S	P	ERA	WHIP
Al Santorini, R ERA: 5.46	(1, 1)	6.0	L	26	6	4	4	2	2	1	0	0	0	0	27	39	6.00	1.333
Tony Cloninger, R ERA: 3.65	(7, 1)	0.2		4	1	0	0	1	0	0	1	0	0	0	5	6	0.00	1.500
Charlie Hudson, L ERA:	(7, 1)	0.1		2	0	0	0	0	1	0	0	0	0	0	1	5	0.00	3.000
Moe Drabowsky, R ERA: 2.61	(8, 1)	2.0		9	1	0	0	0	1	0	0	0	0	0	8	12	0.00	1.000

PITCHER		IP	WLS	BF	H	R	ER	SO	BB	IBB	HBP	BLK	WP	HR	S	P	ERA	WHIP

New York Mets @ St. Louis Cardinals

Busch Stadium, St. Louis, MO

Sat May 27 1972, 7:05 PM CDT

Att. 27,739 - Unknown

livebaseballscorecards.com

BOTTOM

Batter	1	2	3	4	5	6	7	8	9	AB	R	H	RBI	BB	SO	LOB
Lou Brock, L (1, 7) OBP: 0.333, SLG: 0.364	F8		F7		L5			1-3		4	0	0	0	0	0	1
Ted Sizemore, R (1, 4) OBP: 0.322, SLG: 0.336	6-3		K			5-3, 6-3, 1B 1B		1B		4	1	2	0	0	1	0
Matty Alou, L (1, 3) OBP: 0.365, SLG: 0.389	1B		G3			6-3 1-2		K		4	0	1	0	0	1	2
Joe Torre, R (1, 5) OBP: 0.412, SLG: 0.536	F9			6-3		5-3 2-3		K		4	0	0	0	0	1	3
Ted Simmons, S (1, 2) OBP: 0.318, SLG: 0.436		F9		P4		1B 3-H			3-1	4	0	1	1	0	0	0
Bernie Carbo, L (1, 9) OBP: 0.344, SLG: 0.184		BB 1B		3-1		K			L4	4	0	1	0	0	1	1
Luis Melendez, R (1, 8) OBP: 0.247, SLG: 0.324		BB 1-2			P4		F8		5-3	3	0	0	0	1	0	0
Dal Maxvill, R (1, 6) OBP: 0.213, SLG: 0.103 Ed Crosby, L (7, PH) OBP: 0.296, SLG: 0.262 (8, 6)		F9			F9		P2			2 1	0 0	0 0	0 0	0 0	0 0	2 0
Al Santorini, R (1, 1) OBP: 0.250, SLG: 0.143 Tony Cloninger, R (7, 1) Charlie Hudson, L (7, 1) Mike Fiore, L (7, PH) OBP: 0.273, SLG: 0.111 Moe Drabowsky, R (8, 1)		K			1B		P6			2 0 0 1 0	0 0 0 0 0	1 0 0 0 0	0 0 0 0 0	0 0 0 0 0	1 0 0 0 0	2 0 0 0 0

Inning Stats	1	2	3	4	5	6	7	8	9
	R: 0 H: 1 E: 0 LOB: 1 K: 0 BB: 0 S: 4 P: 4	R: 0 H: 1 E: 0 LOB: 2 K: 1 BB: 1 S: 6 P: 10	R: 0 H: 0 E: 0 LOB: 0 K: 1 BB: 0 S: 5 P: 5	R: 0 H: 0 E: 0 LOB: 0 K: 0 BB: 0 S: 3 P: 3	R: 0 H: 1 E: 0 LOB: 1 K: 0 BB: 0 S: 4 P: 4	R: 1 H: 2 E: 0 LOB: 1 K: 1 BB: 0 S: 7 P: 7	R: 0 H: 0 E: 0 LOB: 0 K: 0 BB: 0 S: 3 P: 3	R: 0 H: 1 E: 0 LOB: 1 K: 2 BB: 0 S: 8 P: 8	R: 0 H: 0 E: 0 LOB: 0 K: 0 BB: 0 S: 3 P: 3

	AB	33
	R	1
	H	6
	RBI	1
	BB	1
	SO	5
	LOB	11

1B: 6 SF: 0
2B: 0 SAC: 0
3B: 0 DP: 0
HR: 0 HBP: 0

WP: 0 PA: 34
PB: 0
SB: 0
CS: 0

PITCHER	IP	WLS	BF	H	R	ER	SO	BB	IBB	HBP	BLK	WP	HR	S	P	ERA	WHIP
Jim McAndrew, R (1, 1) ERA: 2.67	9.0	W	34	6	1	1	5	1	0	0	0	0	0	43	47	1.00	0.778

PITCHER	IP	WLS	BF	H	R	ER	SO	BB	IBB	HBP	BLK	WP	HR	S	P	ERA	WHIP

Batter	1	2	3	4	5	6	7	8	9	AB	R	H	RBI	BB	SO	LOB
Ted Martinez, R (1, 6) OBP: 0.295, SLG: 0.390	SSS 0-3 ① K		BBBB 4-0 BB			x 0-0 ① 6-3		x 0-0 ② F7		3	0	0	0	1	1	0
Ken Boswell, L (1, 4) OBP: 0.248, SLG: 0.208	x 0-0 G6-4-3 1B		x 0-0 ③ 3-1			x 0-0 1B		x 0-0 ③ F5		4	0	2	0	0	0	2
Tommie Agee, R (1, 8) OBP: 0.395, SLG: 0.492	x 0-0 ②③ G6-4-3 1-2f			SSS 0-3 ① K		SSS 0-3 ② K			x 0-0 1B HR 1B	4	1	1	0	0	2	2
Rusty Staub, L (1, 9) OBP: 0.383, SLG: 0.449		x 0-0 ① F7		x 0-0 E G3-2-5-2 1B		x 0-0 ③ P6			x 0-0 1-2 HR 1B	4	1	2	0	0	0	1
John Milner, L (1, 7) OBP: 0.309, SLG: 0.412		x 0-0 ② 4-3		x 0-0 E1 1-3			x 0-0 ① 4-3		x 0-0 1-H 2-H HR	4	1	1	3	0	0	1
Wayne Garrett, L (1, 5) OBP: 0.346, SLG: 0.286		x 0-0 ③ P4		x 0-0 ②③ G3-2-5-2 3-Hf			SSS 0-3 ② K		x 0-0 ① 4-3	4	0	0	0	0	1	2
Ed Kranepool, L (1, 3) OBP: 0.308, SLG: 0.380			x 0-0 2B		x 0-0 ① 4-3		x 0-0 1B		x 0-0 ② F9	4	0	2	0	0	0	0
Duffy Dyer, R (1, 2) OBP: 0.333, SLG: 0.469			SSS 0-3 ① K		x 0-0 ② 6-3		x 0-0 ③ F7		x 0-0 ③ F8	4	0	0	0	0	1	2
Gary Gentry, R (1, 1) OBP: 0.100, SLG: 0.100			SSS 0-3 ② K		x 0-0 ③ 5-3			x 0-0 ① F8		1	0	0	0	0	1	1
Chuck Taylor, R (4, 1)										1	0	0	0	0	0	0
Jerry Koosman, R (7, 1) OBP: 0.200, SLG: 0.200										0	0	0	0	0	0	0
Dave Marshall, L (8, PH)										1	0	0	0	0	0	0
Danny Frisella, L (8, 1)										0	0	0	0	0	0	0
Inning Stats	R: 0 E: 0 K: 1 S: 5 H: 1 LOB: 0 BB: 0 P: 5	R: 0 E: 0 K: 0 S: 3 H: 0 LOB: 0 BB: 0 P: 3	R: 0 E: 0 K: 2 S: 8 H: 1 LOB: 2 BB: 1 P: 12	R: 0 E: 1 K: 1 S: 6 H: 1 LOB: 1 BB: 0 P: 6	R: 0 E: 0 K: 0 S: 3 H: 0 LOB: 0 BB: 0 P: 3	R: 0 E: 0 K: 1 S: 6 H: 1 LOB: 1 BB: 0 P: 6	R: 0 E: 0 K: 1 S: 6 H: 1 LOB: 1 BB: 0 P: 6	R: 0 E: 0 K: 0 S: 3 H: 0 LOB: 0 BB: 0 P: 3	R: 3 E: 0 K: 0 S: 6 H: 3 LOB: 0 BB: 0 P: 6	1B: 6 2B: 2 3B: 0 HR: 1 SF: 0 SAC: 0 DP: 2 HBP: 0						

PITCHER	IP	WLS	BF	H	R	ER	SO	BB	IBB	HBP	BLK	WP	HR	S	P	ERA	WHIP
Reggie Cleveland, R (1, 1) ERA: 4.14	9.0	W	35	8	3	3	6	1	0	0	0	0	1	46	50	3.00	1.000

PITCHER	IP	WLS	BF	H	R	ER	SO	BB	IBB	HBP	BLK	WP	HR	S	P	ERA	WHIP

TOP

New York Mets @ St. Louis Cardinals

Busch Stadium, St. Louis, MO

Sun May 28 1972, 3:33 AM CDT

Att. 14,690 - Unknown

livebaseballscorecards.com

AB	34
R	3
H	8
RBI	3
BB	1
SO	6
LOB	11

WP: 0	PA: 35
PB: 0	
SB: 0	
CS: 0	

BOTTOM

New York Mets @ St. Louis Cardinals

Busch Stadium, St. Louis, MO

Sun May 28 1972, 3:33 AM CDT

Att. 14,690 - Unknown

livebaseballscorecards.com

Batter	1	2	3	4	5	6	7	8	9	AB	R	H	RBI	BB	SO	LOB
Lou Brock, L (1, 7) OBP: 0.324, SLG: 0.353	4-3	1-3		F7		G3-6-1 1-2f	K			5	0	0	0	0	1	8
Ted Sizemore, R (1, 4) OBP: 0.318, SLG: 0.331	F2		G1-6-3	P3		6-3	P4			5	0	1	0	0	0	5
Matty Alou, L (1, 3) OBP: 0.366, SLG: 0.390	P6		G1-6-3 1-2f		1B		1B	3-1		5	2	2	0	0	0	1
Mike Fiore, L (9, 3) OBP: 0.273, SLG: 0.111										0	0	0	0	0	0	0
Joe Torre, R (1, 5) OBP: 0.418, SLG: 0.538		1B	1-4-3		1-3 1B		1-3 1B	F8		5	2	3	0	0	0	0
Ted Simmons, S (1, 2) OBP: 0.327, SLG: 0.441		1-3 1B		F9	1-2 3-H 1B		1-2 3-H 2B	K		5	2	3	2	0	1	0
Bernie Carbo, L (1, 9) OBP: 0.354, SLG: 0.192		K		BB 1B BB			2B 1-2 2-H 1B			3	2	1	1	1	2	4
Luis Melendez, R (1, 8) OBP: 0.259, SLG: 0.333		1B 2-H 3-H		BB BB 1-2			F8			4	0	2	2	0	1	4
Ed Crosby, L (1, 6) OBP: 0.297, SLG: 0.257		K		BB 1-2 2-3	F8		1B 1-3 2-H 2B			2	0	0	0	1	1	3
Dal Maxvill, R (6, 6) OBP: 0.229, SLG: 0.150										1	0	1	1	0	0	0
Reggie Cleveland, R (1, 1) OBP: 0.217, SLG: 0.182		1-3		1-2 2-3 3-H		G3-6-1	2-3 3-H			3	0	3	2	1	0	0

Inning Stats	1	2	3	4	5	6	7	8	9
	R: 0 E: 0 K: 0 S: 3	R: 2 E: 0 K: 2 S: 11	R: 0 E: 0 K: 0 S: 3	R: 1 E: 0 K: 0 S: 4	R: 1 E: 0 K: 2 S: 10	R: 0 E: 0 K: 0 S: 3	R: 4 E: 0 K: 1 S: 11	R: 0 E: 0 K: 1 S: 5	
	H: 0 LOB: 0 BB: 0 P: 3	H: 4 LOB: 2 BB: 0 P: 11	H: 1 LOB: 0 BB: 0 P: 3	H: 1 LOB: 3 BB: 3 P: 16	H: 3 LOB: 2 BB: 0 P: 10	H: 1 LOB: 0 BB: 0 P: 3	H: 6 LOB: 2 BB: 0 P: 11	H: 0 LOB: 0 BB: 0 P: 5	

1B: 15 SF: 0
2B: 1 SAC: 0
3B: 0 DP: 2
HR: 0 HBP: 0

WP: 0 PA: 41
PB: 0
SB: 0
CS: 0

	AB	38
	R	8
	H	16
	RBI	8
	BB	3
	SO	6
	LOB	25

PITCHER		IP	WLS	BF	H	R	ER	SO	BB	IBB	HBP	BLK	WP	HR	S	P	ERA	WHIP
Gary Gentry, R ERA: 2.47	(1, 1)	3.1	L	18	6	3	3	2	3	0	0	0	0	0	19	31	8.10	2.700
Chuck Taylor, R ERA: 4.79	(4, 1)	3.0		18	10	5	5	2	0	0	0	0	0	0	22	22	15.00	3.333
Jerry Koosman, L ERA: 6.75	(7, 1)	0.2		2	0	0	0	1	0	0	0	0	0	0	4	4	0.00	0.000
Danny Frisella, R ERA: 0.77	(8, 1)	1.0		3	0	0	0	1	0	0	0	0	0	0	5	5	0.00	0.000

PITCHER		IP	WLS	BF	H	R	ER	SO	BB	IBB	HBP	BLK	WP	HR	S	P	ERA	WHIP

New York Mets @ St. Louis Cardinals

Busch Stadium, St. Louis, MO

Mon May 29 1972, 3:33 AM CDT

Att. 11,717 - Unknown

TOP

livebaseballscorecards.com

Batter	1	2	3	4	5	6	7	8	9	AB	R	H	RBI	BB	SO	LOB
Bud Harrelson, S (1, 6) OBP: 0.311, SLG: 0.267	BBBB 4-0 G3 WP BB		x 0-0 ① F7		BBB 4-0 S 2B BB		x 0-0 ① 6-3		BBB 4-0 1-2 HR BB	2	2	0	0	3	0	0
Ken Boswell, L (1, 4) OBP: 0.245, SLG: 0.238 Ted Martinez, R (9, 4) OBP: 0.295, SLG: 0.390	x 0-0 ① G3 1-3		SSS 0-3 ② K		x 0-0 ② F9 1-2		x 0-0 ② 1-3		x 0-0 1-H 2-H HR	5 0	1 0	1 0	3 0	0 0	1 0	2 0
Tommie Agee, R (1, 8) OBP: 0.401, SLG: 0.504 (9, 7)	SSS 0-3 ② K		x 0-0 HR 1B		x 0-0 HBP 2-H 2B		x 0-0 ③ 4-3		x 0-0 BB HBP PB 1B	5	2	3	1	0	1	1
Rusty Staub, L (1, 9) OBP: 0.390, SLG: 0.467	x 0-0 ③ P6		x 0-0 1-H HR		4-0 HBP IBB			x 0-0 ① L3	H 1-0 PB BB 1-2 HBP	3	1	1	2	1	0	1
John Milner, L (1, 7) OBP: 0.339, SLG: 0.404 Willie Mays, R (9, PH) OBP: 0.436, SLG: 0.386 (9, 8)		BBBB 4-0 HBP BB	x 0-0 ③ F8		H 1-0 1-2 2-3 HBP			BBBB 4-0 BB	BBBB 4-0 PB 1-2 2-3 BB	1 0	0 0	0 0	0 0	2 1	0 0	0 0
Jim Fregosi, R (1, 5) OBP: 0.313, SLG: 0.409		SSS 0-3 ① K		x 0-0 ① 5-3	x 0-0 ③ P4			SSS 0-3 ② K	BBBB 4-0 1-2 2-3 3-H BB	4	0	0	0	1	2	5
Ed Kranepool, L (1, 3) OBP: 0.306, SLG: 0.368 Jim Beauchamp, R (9, PH) OBP: 0.207, SLG: 0.179 (9, 3)		SSS 0-3 ② K		x 0-0 ② F2		BBBB 4-0 G4-6-3 BB		x 0-0 ③ F8	x 0-0 ② F2	3 1	0 0	0 0	0 0	1 0	1 0	2 3
Jerry Grote, R (1, 2) OBP: 0.361, SLG: 0.396		H 1-0 1-2 HBP		x 0-0 ③ 6-3		x 0-0 ① ② G4-6-3 1-2f			x BB HR 1B x 0-0 F8	4	1	1	0	0	0	4
Buzz Capra, R (1, 1) OBP: 0.400, SLG: 0.250 Tug McGraw, R (6, 1) OBP: 0.250, SLG: 0.143 Dave Marshall, L (9, PH) Jerry Koosman, R (9, 1) OBP: 0.200, SLG: 0.200		x 0-0 ③ 1-3			x 0-0 ① F9	x 0-0 ③ 4-3			x 0-0 ① P6	3 0 1 0	0 0 0 0	0 0 0 0	0 0 0 0	0 0 0 0	0 0 0 0	2 0 1 0
Inning Stats	R: 0 E: 0 K: 1 S: 5 H: 0 LOB: 1 BB: 1 P: 9	R: 0 E: 0 K: 2 S: 7 H: 0 LOB: 2 BB: 1 P: 12	R: 2 E: 0 K: 1 S: 7 H: 2 LOB: 0 BB: 0 P: 7	R: 0 E: 0 K: 0 S: 3 H: 0 LOB: 0 BB: 0 P: 3	R: 1 E: 0 K: 0 S: 4 H: 1 LOB: 3 BB: 2 P: 13	R: 0 E: 0 K: 0 S: 2 H: 0 LOB: 0 BB: 1 P: 6	R: 0 E: 0 K: 0 S: 3 H: 0 LOB: 0 BB: 0 P: 3	R: 0 E: 0 K: 1 S: 5 H: 0 LOB: 1 BB: 1 P: 9	R: 4 E: 0 K: 0 S: 6 H: 3 LOB: 3 BB: 3 P: 19	1B: 3 2B: 1 3B: 0 HR: 2 SF: 0 SAC: 0 DP: 1 HBP: 3						

	AB	32
	R	7
	H	6
	RBI	6
	BB	9
	SO	5
	LOB	21

WP: 1 PB: 1 SB: 1 CS: 0 PA: 44

PITCHER		IP	WLS	BF	H	R	ER	SO	BB	IBB	HBP	BLK	WP	HR	S	P	ERA	WHIP
Scipio Spinks, R ERA: 2.84	(1, 1)	8.0		34	3	3	3	5	5	1	2	0	1	1	36	62	3.38	1.000
Tony Cloninger, R ERA: 6.39	(9, 1)	0.1	L	5	3	4	4	0	1	0	0	0	0	1	4	8	108.00	12.000
Charlie Hudson, L ERA:	(9, 1)	0.0		1	0	0	0	0	0	0	1	0	0	0	0	1	∞	∞
Moe Drabowsky, R ERA: 2.61	(9, 1)	0.0		2	0	0	0	0	2	0	0	0	0	0	0	8	∞	∞
Joe Grzenda, L ERA: 8.1	(9, 1)	0.2		2	0	0	0	0	0	0	0	0	0	0	2	2	0.00	0.000

PITCHER		IP	WLS	BF	H	R	ER	SO	BB	IBB	HBP	BLK	WP	HR	S	P	ERA	WHIP

New York Mets @ St. Louis Cardinals

Busch Stadium, St. Louis, MO

Mon May 29 1972, 3:33 AM CDT

Att. 11,717 - Unknown

livebaseballscorecards.com

BOTTOM

Batter	1	2	3	4	5	6	7	8	9	AB	R	H	RBI	BB	SO	LOB
Lou Brock, L (1, 7) OBP: 0.320, SLG: 0.360	G3		4-3		G3		6-3	3B (3-H)		5	0	1	1	0	0	0
Ted Sizemore, R (1, 4) OBP: 0.314, SLG: 0.333	K		5-3			E 2B	1-3	6-3		5	1	1	0	0	1	1
Matty Alou, L (1, 3) OBP: 0.367, SLG: 0.386	2B BB		6-3			1-3	1B		L5	4	1	1	0	1	0	1
Joe Torre, R (1, 5) OBP: 0.417, SLG: 0.541	2B (1-H)			5-3		E7 E 1B (2-H)	F3		6-3	5	1	2	2	0	0	1
Ted Simmons, S (1, 2) OBP: 0.323, SLG: 0.440	K			G3 2B		K		L6	K	5	0	1	0	0	3	2
Bernie Carbo, L (1, 9) OBP: 0.362, SLG: 0.185		K		G3 (2-3)		BB E BB		1B 3B BB		2	1	0	0	2	1	1
Luis Melendez, R (1, 8) OBP: 0.259, SLG: 0.329		6-3		F2		E5 BB (1-2, 3-H)		1-3 3B 1B		4	1	1	0	0	0	2
Ed Crosby, L (1, 6) OBP: 0.301, SLG: 0.255		BB			K	BB (1-2, 2-3)		P3		1	0	0	0	1	1	0
Donn Clendenon, R (6, PH) OBP: 0.250, SLG: 0.238										0	0	0	0	1	0	0
Dal Maxvill, R (7, 6) OBP: 0.224, SLG: 0.146										1	0	0	0	0	0	2
Scipio Spinks, R (1, 1) OBP: 0.160, SLG: 0.160		K			K	K		3B (1-H, 3-H)		3	0	0	0	0	3	4
Jerry McNertney, R (8, PH) OBP: 0.350, SLG: 0.444										1	1	1	2	0	0	0
Tony Cloninger, R (9, 1)										0	0	0	0	0	0	0
Charlie Hudson, L (9, 1)										0	0	0	0	0	0	0
Moe Drabowsky, R (9, 1)										0	0	0	0	0	0	0
Joe Grzenda, R (9, 1)										0	0	0	0	0	0	0
Inning Stats	R: 1 H: 1 E: 0 LOB: 1 K: 2 BB: 1 S: 8 P: 12	R: 0 H: 0 E: 0 LOB: 1 K: 2 BB: 1 S: 7 P: 11	R: 0 H: 0 E: 0 LOB: 0 K: 0 BB: 0 S: 3 P: 3	R: 0 H: 1 E: 0 LOB: 1 K: 0 BB: 0 S: 4 P: 4	R: 0 H: 0 E: 0 LOB: 0 K: 2 BB: 0 S: 7 P: 7	R: 2 H: 2 E: 2 LOB: 3 K: 2 BB: 2 S: 10 P: 18	R: 0 H: 1 E: 0 LOB: 1 K: 0 BB: 0 S: 4 P: 4	R: 3 H: 3 E: 0 LOB: 1 K: 0 BB: 1 S: 6 P: 10	R: 0 H: 0 E: 0 LOB: 0 K: 1 BB: 0 S: 5 P: 5	1B: 3 SF: 0 2B: 3 SAC: 0 3B: 2 DP: 0 HR: 0 HBP: 0						

AB	36
R	6
H	8
RBI	5
BB	5
SO	9
LOB	14

WP: 0 PA: 41
PB: 0
SB: 0
CS: 0

PITCHER		IP	WLS	BF	H	R	ER	SO	BB	IBB	HBP	BLK	WP	HR	S	P	ERA	WHIP
Buzz Capra, R ERA: 4.25	(1, 1)	5.1		21	3	2	2	6	2	0	0	0	0	0	31	39	3.38	0.938
Tug McGraw, L ERA: 1.3	(6, 1)	2.2		17	5	4	3	2	3	0	0	0	0	0	18	30	10.12	3.000
Jerry Koosman, L ERA: 6.48	(9, 1)	1.0	W	3	0	0	0	1	0	0	0	0	0	0	5	5	0.00	0.000

PITCHER	IP	WLS	BF	H	R	ER	SO	BB	IBB	HBP	BLK	WP	HR	S	P	ERA	WHIP

Batter	1	2	3	4	5	6	7	8	9	AB	R	H	RBI	BB	SO	LOB
Terry Harmon, R (1, 4) OBP: 0.490, SLG: 0.465	6-3			FC4-6 1B BB	FC5-4 1-2f			E 1B		3	0	1	0	1	0	2
Larry Bowa, S (1, 6) OBP: 0.292, SLG: 0.242	L3 BB			FC4-6 1-2 1B		5-3		E6 1-2		3	0	1	0	1	0	1
Willie Montanez, L (1, 8) OBP: 0.326, SLG: 0.385	L3 1-2			FC4-6 1-2f 2-3		4-3		4-3		4	0	0	0	0	0	5
Greg Luzinski, R (1, 7) OBP: 0.331, SLG: 0.475		L4		K		6-3			6-3	4	0	0	0	0	1	2
Pete Koegel, R (1, 3) OBP: 0.200, SLG: 0.158		4-3		F7			F7		5-3	4	0	0	0	0	0	2
Don Money, R (1, 5) OBP: 0.335, SLG: 0.331		P4			WP BB		F8		1B BB	2	0	0	0	2	0	0
Mike Anderson, R (1, 9) OBP: 0.317, SLG: 0.320			K		F9 1-2		K		1B 1-2	4	0	1	0	0	2	1
Mike Ryan, R (1, 2) OBP: 0.242, SLG: 0.226			F7		F7			K	F2	4	0	0	0	0	1	3
Steve Carlton, L (1, 1) OBP: 0.364, SLG: 0.367			K		FC5-4 BB			K		1	0	0	0	1	1	0
Wayne Twitchell, R (5, 1)										1	0	0	0	0	1	0
Inning Stats	R: 0 E: 0 K: 0 S: 2 H: 0 LOB: 0 BB: 1 P: 6	R: 0 E: 0 K: 0 S: 3 H: 0 LOB: 0 BB: 0 P: 3	R: 0 E: 0 K: 2 S: 7 H: 0 LOB: 0 BB: 0 P: 7	R: 0 E: 0 K: 1 S: 6 H: 1 LOB: 2 BB: 1 P: 10	R: 0 E: 0 K: 0 S: 3 H: 0 LOB: 2 BB: 2 P: 11	R: 0 E: 0 K: 0 S: 3 H: 0 LOB: 0 BB: 0 P: 3	R: 0 E: 0 K: 1 S: 5 H: 0 LOB: 0 BB: 0 P: 5	R: 0 E: 1 K: 2 S: 9 H: 1 LOB: 2 BB: 0 P: 9	R: 0 E: 0 K: 0 S: 4 H: 1 LOB: 2 BB: 1 P: 8	1B: 3 2B: 1 3B: 0 HR: 0	SF: 0 SAC: 0 DP: 1 HBP: 0						

PITCHER	IP	WLS	BF	H	R	ER	SO	BB	IBB	HBP	BLK	WP	HR	S	P	ERA	WHIP
Jon Matlack, L (1, 1) ERA: 1.95	9.0	W	35	3	0	0	6	5	0	0	0	1	0	42	62	0.00	0.889

PITCHER	IP	WLS	BF	H	R	ER	SO	BB	IBB	HBP	BLK	WP	HR	S	P	ERA	WHIP

TOP

Philadelphia Phillies @ New York Mets

Shea Stadium, Flushing, NY

Tue May 30 1972, 7:05 PM EDT

Att. 17,598 - Unknown

livebaseballscorecards.com

AB	30
R	0
H	3
RBI	0
BB	5
SO	6
LOB	16

1B: 3	SF: 0	WP: 1	PA: 35		
2B: 1	SAC: 0	PB: 0			
3B: 0	DP: 1	SB: 0			
HR: 0	HBP: 0	CS: 0			

Batter	1	2	3	4	5	6	7	8	9	AB	R	H	RBI	BB	SO	LOB
Willie Mays, R (1, 8) OBP: 0.444, SLG: 0.384	S S S 0-3 K ①		B B B 4-0 BB 1B BB	S S S 0-3 K ③		B B B 4-0 BB		x 0-0 1B 1-2 1B		3	1	1	0	2	2	1
Bud Harrelson, S (1, 6) OBP: 0.326, SLG: 0.289	B B B B 4-0 1B 2B BB		B B B B 4-0 1B 1-2 SF9 BB		x 0-0 1B 3B	x 0-0 ③ F7		x 0-0 1-3 2-H 1B		3	3	2	1	2	0	1
Tommie Agee, R (1, 7) OBP: 0.395, SLG: 0.493	x 0-0 1-2 2B 1B		S S S 0-3 K ①		x 0-0 F3 ①		S S S 0-3 K ①	S S S 0-3 K ③		5	1	1	0	0	3	5
Rusty Staub, L (1, 9) OBP: 0.403, SLG: 0.494	x 0-0 1-3 1-H 2-H 2B		x 0-0 1-3 2-H 1B		x 0-0 1B 3-H 1B		x 0-0 CS 2B			4	1	4	4	0	0	0
Cleon Jones, R (1, 3) OBP: 0.324, SLG: 0.344	x 0-0 ② 1-3 2-3		x 0-0 ② SF9 3-H		x 0-0 1B 1-2 1B		H 1-0 HBP			2	0	1	1	0	0	1
Jim Fregosi, R (1, 5) OBP: 0.312, SLG: 0.404	x 0-0 ③ F8		x 0-0 ③ F7		x 0-0 G4-6-3 1-2 2-H 1B		S S S 0-3 ② ③ K 2-3			4	0	1	1	0	1	4
Ted Martinez, R (1, 4) OBP: 0.292, SLG: 0.381		x 0-0 ① 6-3		x 0-0 FC4-6 1B	x 0-0 ② ③ G4-6-3 1-2f			x 0-0 ① P6		4	0	1	0	0	0	2
Jerry Grote, R (1, 2) OBP: 0.358, SLG: 0.385		S S S 0-3 ② K		x 0-0 ① FC4-6 1-2f		x 0-0 ① F8		B B B B 4-0 1B 1B BB		3	1	0	0	1	1	1
Jon Matlack, L (1, 1) OBP: 0.217, SLG: 0.190		S S S 0-3 ③ K		S S S 0-3 ② K		S S S 0-3 ② K		S S S 0-3 ② K		4	0	0	0	0	4	2
Inning Stats	R: 2 E: 0 K: 1 S: 7 H: 2 LOB: 1 BB: 1 P: 11		R: 0 E: 0 K: 2 S: 7 H: 0 LOB: 0 BB: 0 P: 7	R: 2 E: 0 K: 1 S: 6 H: 1 LOB: 2 BB: 1 P: 14	R: 0 E: 0 K: 2 S: 8 H: 1 LOB: 1 BB: 0 P: 8	R: 2 E: 0 K: 0 S: 6 H: 4 LOB: 1 BB: 0 P: 6	R: 0 E: 0 K: 1 S: 5 H: 0 LOB: 1 BB: 1 P: 9	R: 0 E: 0 K: 2 S: 7 H: 1 LOB: 2 BB: 0 P: 8	R: 1 E: 0 K: 2 S: 9 H: 2 LOB: 2 BB: 1 P: 13		1B: 8 2B: 3 3B: 1 HR: 0	SF: 1 SAC: 0 DP: 2 HBP: 1		WP: 0 PB: 0 SB: 0 CS: 1	PA: 39		

PITCHER		IP	WLS	BF	H	R	ER	SO	BB	IBB	HBP	BLK	WP	HR	S	P	ERA	WHIP
Steve Carlton, L ERA: 2.95	(1, 1)	4.1	L	24	8	6	6	6	3	0	0	0	0	0	33	45	12.46	2.538
Wayne Twitchell, R ERA: 4.43	(5, 1)	3.2		15	3	1	1	5	2	0	1	0	0	0	22	31	2.46	1.364

PITCHER	IP	WLS	BF	H	R	ER	SO	BB	IBB	HBP	BLK	WP	HR	S	P	ERA	WHIP

BOTTOM

Philadelphia Phillies @ New York Mets

Shea Stadium, Flushing, NY

Tue May 30 1972, 7:05 PM EDT

Att. 17,598 - Unknown

livebaseballscorecards.com

AB	32
R	7
H	11
RBI	7
BB	5
SO	11
LOB	17

Batter	1	2	3	4	5	6	7	8	9	AB	R	H	RBI	BB	SO	LOB
Denny Doyle, L (1, 4) OBP: 0.325, SLG: 0.339	E8		G4-6-3 1-2f		F8			1-2 1B		4	0	1	0	0	0	3
Larry Bowa, S (1, 6) OBP: 0.286, SLG: 0.236	B2			F9		K		P4		4	0	0	0	0	1	3
Willie Montanez, L (1, 8) OBP: 0.318, SLG: 0.375	F7			K		F3		K		4	0	0	0	0	2	3
Greg Luzinski, R (1, 7) OBP: 0.330, SLG: 0.488	F2			HR		K		F9		4	1	1	1	0	1	3
Tom Hutton, L (1, 3) OBP: 0.311, SLG: 0.361		P4		3-1			E 1B 1B		BBBB WP BB	3	0	1	0	1	0	0
Roger Freed, R (1, 9) OBP: 0.300, SLG: 0.450		6-3			1-3 1B 1B		1-2 G5-4-3 1B		1-2 F8	4	0	2	0	0	0	1
Don Money, R (1, 5) OBP: 0.333, SLG: 0.329		K			1-2 1-3 1B		2-3 L5		F7	4	0	1	0	0	1	3
Mike Ryan, R (1, 2) OBP: 0.216, SLG: 0.200			K		1-2 2-3 1-3		1-2f G5-4-3		P6	4	0	0	0	0	1	5
Dick Selma, R (1, 1) OBP: 0.158, SLG: 0.167 Barry Lersch, S (3, 1) Tim McCarver, L (5, PH) OBP: 0.271, SLG: 0.305 Chris Short, R (5, 1) Ron Stone, L (8, PH) OBP: 0.375, SLG: 0.281 Joe Hoerner, R (8, 1)			G4-6-3 1B		F3			BBBB 1B BB		1 0 1 0 0 0	0 0 0 0 0 0	1 0 0 0 1 0	0 0 0 0 0 0	0 0 0 0 0 0	0 0 2 0 0 0	0 0 0 0 0 0
Inning Stats	R: 0 E: 1 K: 0 S: 4 H: 0 LOB: 1 BB: 0 P: 4	R: 0 E: 0 K: 1 S: 5 H: 0 LOB: 0 BB: 0 P: 5	R: 0 E: 0 K: 1 S: 5 H: 1 LOB: 0 BB: 0 P: 5	R: 1 E: 0 K: 1 S: 6 H: 1 LOB: 0 BB: 0 P: 6	R: 0 E: 0 K: 0 S: 5 H: 2 LOB: 2 BB: 0 P: 5	R: 0 E: 0 K: 2 S: 7 H: 0 LOB: 0 BB: 0 P: 7	R: 0 E: 1 K: 0 S: 4 H: 2 LOB: 1 BB: 0 P: 4	R: 0 E: 0 K: 1 S: 6 H: 1 LOB: 2 BB: 1 P: 10	R: 0 E: 0 K: 0 S: 3 H: 0 LOB: 1 BB: 1 P: 7	1B: 6 2B: 0 3B: 0 HR: 1 SF: 0 SAC: 0 DP: 2 HBP: 0						

PITCHER		IP	WLS	BF	H	R	ER	SO	BB	IBB	HBP	BLK	WP	HR	S	P	ERA	WHIP
Jim McAndrew, R ERA: 2.29	(1, 1)	9.0	W	35	7	1	1	6	2	0	0	0	1	1	45	53	1.00	1.000

PITCHER	IP	WLS	BF	H	R	ER	SO	BB	IBB	HBP	BLK	WP	HR	S	P	ERA	WHIP

TOP

Philadelphia Phillies @ New York Mets

Shea Stadium, Flushing, NY

Thu Jun 01 1972, 7:05 PM EDT

Att. 16,850 - Unknown

livebaseballscorecards.com

AB	33
R	1
H	7
RBI	1
BB	2
SO	6
LOB	23

WP: 1 PA: 35
PB: 0
SB: 0
CS: 0

Batter	1	2	3	4	5	6	7	8	9	AB	R	H	RBI	BB	SO	LOB
Bud Harrelson, S (1, 6) OBP: 0.324, SLG: 0.294	FC6-4 HR 2B	K		F8		F9				4	1	1	0	0	1	0
Jim Fregosi, R (1, 5) OBP: 0.318, SLG: 0.401	FC6-4 BB	FC2-6 BB		6-3			K			1	0	0	0	2	0	0
Wayne Garrett, L (5, 5) OBP: 0.333, SLG: 0.273										1	0	0	0	0	1	0
Tommie Agee, R (1, 8) OBP: 0.392, SLG: 0.493	FC6-4 HR 1-2f 2-3	FC2-6 1-2f		2B			F8			4	1	1	0	0	0	3
Rusty Staub, L (1, 9) OBP: 0.400, SLG: 0.506	HR 1-H 3-H	K		3-1			L6			4	1	1	3	0	1	2
Cleon Jones, R (1, 3) OBP: 0.329, SLG: 0.344	2B SF9 BB		FC3-6 1B		F9			F9		3	1	1	0	1	0	0
John Milner, L (1, 7) OBP: 0.365, SLG: 0.500	1-3 2B		FC3-6 2B 1-2f		G4-6-3 1B			HR		4	2	3	1	0	0	1
Ken Boswell, L (1, 4) OBP: 0.254, SLG: 0.240	IBB	P3		G4-6-3 1-2f				FC6-4 1B		3	0	1	0	1	0	2
Jerry Grote, R (1, 2) OBP: 0.354, SLG: 0.393	SF9 3-H	2B 1-H				L4		FC6-4 1-2f		3	0	1	2	0	0	1
Jim McAndrew, R (1, 1)	F3	F9				P3		L4		4	0	0	0	0	0	4
Inning Stats	R: 4 E: 0 K: 0 S: 6 H: 3 LOB: 2 BB: 3 P: 18	R: 0 E: 0 K: 2 S: 7 H: 0 LOB: 1 BB: 1 P: 11	R: 1 E: 0 K: 0 S: 5 H: 2 LOB: 1 BB: 0 P: 5	R: 0 E: 0 K: 0 S: 4 H: 1 LOB: 1 BB: 0 P: 4	R: 0 E: 0 K: 0 S: 3 H: 1 LOB: 0 BB: 0 P: 3	R: 0 E: 0 K: 0 S: 3 H: 0 LOB: 0 BB: 0 P: 3	R: 0 E: 0 K: 1 S: 5 H: 0 LOB: 0 BB: 0 P: 5	R: 1 E: 0 K: 0 S: 5 H: 2 LOB: 1 BB: 0 P: 5		1B: 3 2B: 4 3B: 0 HR: 2	SF: 1 SAC: 0 DP: 1 HBP: 0					

PITCHER		IP	WLS	BF	H	R	ER	SO	BB	IBB	HBP	BLK	WP	HR	S	P	ERA	WHIP
Dick Selma, R ERA: 5.27	(1, 1)	2.2	L	17	5	5	5	2	3	1	0	0	0	1	17	33	16.88	3.000
Barry Lersch, R ERA: 2.43	(3, 1)	1.1		5	1	0	0	0	0	0	0	0	0	0	5	5	0.00	0.750
Chris Short, L ERA: 3.78	(5, 1)	3.0		9	1	0	0	1	0	0	0	0	0	0	11	11	0.00	0.333
Joe Hoerner, L ERA: 2.45	(8, 1)	1.0		5	2	1	1	0	0	0	0	0	0	1	5	5	9.00	2.000

PITCHER	IP	WLS	BF	H	R	ER	SO	BB	IBB	HBP	BLK	WP	HR	S	P	ERA	WHIP

BOTTOM

Philadelphia Phillies @ New York Mets

Shea Stadium, Flushing, NY

Thu Jun 01 1972, 7:05 PM EDT

Att. 16,850 - Unknown

livebaseballscorecards.com

AB	31
R	6
H	9
RBI	6
BB	4
SO	3
LOB	13

Atlanta Braves @ New York Mets

Shea Stadium, Flushing, NY

Fri Jun 02 1972, 7:05 PM EDT

Att. 42,757 - Unknown

livebaseballscorecards.com

Batter	1	2	3	4	5	6	7	8	9	AB	R	H	RBI	BB	SO	LOB
Felix Millan, R (1, 4) OBP: 0.304, SLG: 0.301	6-3		6-3			SH2-3 1-2	SF8 2-3 3-H		F8	3	0	0	1	0	0	0
Ralph Garr, L (1, 9) OBP: 0.328, SLG: 0.390	CS 1B			F7		HR 2-3 1B	1-3 3-H 1B		2-3	5	1	3	1	0	0	0
Hank Aaron, R (1, 3) OBP: 0.373, SLG: 0.476	K 1-2			6-3		F3	K			4	0	0	0	0	2	5
Rico Carty, R (1, 7) OBP: 0.425, SLG: 0.469		F8		6-3		HR 1-H 3-H		P6		4	1	1	3	0	0	0
Mike Lum, L (8, 7) OBP: 0.310, SLG: 0.297										0	0	0	0	0	0	0
Darrell Evans, L (1, 5) OBP: 0.415, SLG: 0.496		1-3			F7	K		HR		4	1	1	1	0	1	0
Earl Williams, R (1, 2) OBP: 0.331, SLG: 0.387		FC6-4 HBP			K		1B 1B SF8 1B	FC6-4 1B		3	1	2	0	0	1	0
Dusty Baker Jr., R (1, 8) OBP: 0.374, SLG: 0.404		FC6-4 1-2f			WP 1B		SF8 1B 1-2 1B 1B	L7		4	1	2	0	0	0	2
Marty Perez, R (1, 6) OBP: 0.287, SLG: 0.303			1-4-3		F8 1-2		1B 1-2 2-3 1B	FC6-4 1-2f		4	0	1	0	0	0	2
Phil Niekro, R (1, 1) OBP: 0.182, SLG: 0.303			K			1B SH2-3 HR 1B	K		6-3	4	1	1	0	0	2	3

Inning Stats	1	2	3	4	5	6	7	8	9	AB	R	H	RBI	BB	SO	LOB
	R: 0 E: 0 K: 1 S: 5	H: 1 LOB: 1 BB: 0 P: 5	R: 0 E: 0 K: 0 S: 3	H: 0 LOB: 1 BB: 0 P: 4	R: 0 E: 0 K: 1 S: 5	H: 0 LOB: 0 BB: 0 P: 5	R: 0 E: 0 K: 0 S: 3	H: 0 LOB: 0 BB: 0 P: 3	R: 0 E: 0 K: 1 S: 6	H: 1 LOB: 1 BB: 0 P: 6	R: 3 E: 0 K: 1 S: 8	H: 3 LOB: 0 BB: 0 P: 8	R: 2 E: 0 K: 2 S: 11	H: 4 LOB: 2 BB: 0 P: 11	R: 1 E: 0 K: 0 S: 5	H: 2 LOB: 1 BB: 0 P: 5	R: 0 E: 0 K: 0 S: 3	H: 0 LOB: 0 BB: 0 P: 3

1B: 9	SF: 1
2B: 1	SAC: 1
3B: 0	DP: 1
HR: 2	HBP: 1

WP: 1 PA: 38
PB: 0
SB: 0
CS: 1

PITCHER		IP	WLS	BF	H	R	ER	SO	BB	IBB	HBP	BLK	WP	HR	S	P	ERA	WHIP
Gary Gentry, R ERA: 2.91	(1, 1)	6.2	L	29	9	5	5	5	0	0	1	0	1	1	38	39	6.75	1.350
Chuck Taylor, R ERA: 4.91	(7, 1)	1.1		6	2	1	1	1	0	0	0	0	0	1	8	8	6.75	1.500
Danny Frisella, R ERA: 0.71	(9, 1)	1.0		3	0	0	0	0	0	0	0	0	0	0	3	3	0.00	0.000

PITCHER	IP	WLS	BF	H	R	ER	SO	BB	IBB	HBP	BLK	WP	HR	S	P	ERA	WHIP

Atlanta Braves @ New York Mets

Shea Stadium, Flushing, NY

Fri Jun 02 1972, 7:05 PM EDT

Att. 42,757 - Unknown

livebaseballscorecards.com

BOTTOM

Batter	1	2	3	4	5	6	7	8	9	AB	R	H	RBI	BB	SO	LOB
Willie Mays, R (1, 3) OBP: 0.437, SLG: 0.368	K		L7			P4		BB		3	0	0	0	1	1	0
Bud Harrelson, S (1, 6) OBP: 0.322, SLG: 0.288	4-3			FC3-6 BB		E3 6-3		F8		3	0	0	0	1	0	1
Tommie Agee, R (1, 8) OBP: 0.382, SLG: 0.480	3-1			FC3-6 F8 WP 1-2f		6-3 1-2		4-3		4	0	0	0	0	0	3
Rusty Staub, L (1, 9) OBP: 0.397, SLG: 0.497		L1		F8 1-2 BB		6-3			F8	3	0	0	0	1	0	1
John Milner, L (1, 7) OBP: 0.388, SLG: 0.567		1B		F8 1-2 2-3			1B		HR	4	1	3	1	0	0	2
Jim Fregosi, R (1, 5) OBP: 0.311, SLG: 0.390		K		5-3			P6		P5	4	0	0	0	0	1	4
Ken Boswell, L (1, 4) OBP: 0.246, SLG: 0.231		K			K		F9		L1	4	0	0	0	0	2	2
Jerry Grote, R (1, 2) OBP: 0.346, SLG: 0.382			6-3		1-3		P4			3	0	0	0	0	0	1
Gary Gentry, R (1, 1) OBP: 0.091, SLG: 0.091			K		K			K		2	0	0	0	0	2	0
Chuck Taylor, R (7, 1)										0	0	0	0	0	0	0
Ed Kranepool, L (8, PH) OBP: 0.303, SLG: 0.365										1	0	0	0	0	1	0
Danny Frisella, L (9, 1)										0	0	0	0	0	0	0
Inning Stats	R: 0 E: 0 K: 1 S: 5 H: 0 LOB: 0 BB: 0 P: 5	R: 0 E: 0 K: 2 S: 8 H: 1 LOB: 1 BB: 0 P: 8	R: 0 E: 0 K: 1 S: 5 H: 0 LOB: 0 BB: 0 P: 5	R: 0 E: 0 K: 0 S: 3 H: 0 LOB: 2 BB: 2 P: 11	R: 0 E: 0 K: 2 S: 7 H: 0 LOB: 0 BB: 0 P: 7	R: 0 E: 1 K: 0 S: 4 H: 0 LOB: 1 BB: 0 P: 4	R: 0 E: 0 K: 0 S: 4 H: 1 LOB: 1 BB: 0 P: 4	R: 0 E: 0 K: 1 S: 5 H: 0 LOB: 1 BB: 1 P: 9	R: 1 E: 0 K: 0 S: 4 H: 1 LOB: 0 BB: 0 P: 4	1B: 2 2B: 0 3B: 0 HR: 1	SF: 0 SAC: 0 DP: 0 HBP: 0						

	AB	31
	R	1
	H	3
	RBI	1
	BB	3
	SO	7
	LOB	14

WP: 1 PB: 0 SB: 0 CS: 0 PA: 34

PITCHER		IP	WLS	BF	H	R	ER	SO	BB	IBB	HBP	BLK	WP	HR	S	P	ERA	WHIP
Phil Niekro, R ERA: 3.44	(1, 1)	9.0	W	34	3	1	1	7	3	0	0	0	1	1	45	57	1.00	0.667

PITCHER		IP	WLS	BF	H	R	ER	SO	BB	IBB	HBP	BLK	WP	HR	S	P	ERA	WHIP

Atlanta Braves @ New York Mets

Shea Stadium, Flushing, NY

Sat Jun 03 1972, 3:33 AM EDT

Att. 41,947 - Unknown

TOP

livebaseballscorecards.com

Batter	1	2	3	4	5	6	7	8	9	AB	R	H	RBI	BB	SO	LOB
Felix Millan, R (1, 4) OBP: 0.306, SLG: 0.296	BBBB 4-0 G5-4-3 1B BB		BBBB 4-0 HBP BB		X 0-0 ② G3		X 0-0 ② F7		X 0-0 ① 6-3	3	0	0	0	2	0	1
Ralph Garr, L (1, 9) OBP: 0.341, SLG: 0.398	X 0-0 1-2 G5-4-3 1B		H 1-0 1-2 HBP		X 0-0 1-2 1B		X 0-0 1B		SSS 0-3 ② K	4	0	3	0	0	1	0
Hank Aaron, R (1, 3) OBP: 0.367, SLG: 0.462	X 0-0 ① ② G5-4-3 1-2f 2-3		X 0-0 ② F2		X 0-0 ③ FC5 2-3f		X 0-0 ③ F8		BBBB 4-0 BB	4	0	0	0	1	0	8
Rico Carty, R (1, 7) OBP: 0.416, SLG: 0.456	SSS 0-3 ③ K		SSS 0-3 ③ K			X 0-0 2B SF8 1B		X 0-0 ① 4-3	X 0-0 ③ F8	5	1	1	0	0	2	5
Darrell Evans, L (1, 5) OBP: 0.411, SLG: 0.483		SSS 0-3 ① K		SSS 0-3 ① K		X 0-0 ① L7		H 1-0 1B 2B HBP		3	1	0	0	0	2	1
Earl Williams, R (1, 2) OBP: 0.335, SLG: 0.396		X 0-0 ② F9		SSS 0-3 ② K		X 0-0 1-3 2B		X 0-0 2B 1-2 1B		4	0	2	0	0	1	0
Dusty Baker Jr., R (1, 8) OBP: 0.369, SLG: 0.413		SSS 0-3 ③ K		X 0-0 ③ 5-3		X 0-0 ② SF8 3-H		X 0-0 1-3 2-H 2B		3	0	1	2	0	1	0
Marty Perez, R (1, 6) OBP: 0.292, SLG: 0.322			X 0-0 3B		X 0-0 FC5 1B	X 0-0 ③ 4-3		SSS 0-3 ② K		4	0	2	0	0	1	3
Tom Kelley, R (1, 1) OBP: 0.091, SLG: 0.048 Jim Hardin, R (2, 1) Jim Breazeale, L (7, PH) OBP: 0.250, SLG: 0.313 George Stone, L (7, 1) Oscar Brown, R (8, PH) OBP: 0.278, SLG: 0.588 Pat Jarvis, R (8, 1)			SSS 0-3 ① K		SSS 0-3 ① K		SSS 0-3 ① K	X 0-0 ③ F8		0 2 1 0 1	0 0 0 0 0	0 0 0 0 0	0 0 0 0 0	0 0 1 0 0	0 2 0 0 0	0 2 0 0 2

AB	34
R	2
H	9
RBI	2
BB	3
SO	11
LOB	22

Inning Stats	1	2	3	4	5	6	7	8	9
	R: 0 E: 0 K: 1 S: 5 H: 1 LOB: 1 BB: 1 P: 9	R: 0 E: 0 K: 2 S: 7 H: 0 LOB: 0 BB: 0 P: 7	R: 0 E: 0 K: 2 S: 8 H: 1 LOB: 3 BB: 1 P: 13	R: 0 E: 0 K: 2 S: 7 H: 0 LOB: 0 BB: 0 P: 7	R: 0 E: 0 K: 1 S: 7 H: 2 LOB: 2 BB: 0 P: 7	R: 1 E: 0 K: 0 S: 5 H: 2 LOB: 1 BB: 0 P: 5	R: 0 E: 0 K: 1 S: 6 H: 1 LOB: 1 BB: 0 P: 6	R: 1 E: 0 K: 1 S: 7 H: 2 LOB: 2 BB: 0 P: 8	R: 0 E: 0 K: 1 S: 5 H: 0 LOB: 1 BB: 1 P: 9

| | | |

Batter	1	2	3	4	5	6	7	8	9	AB	R	H	RBI	BB	SO	LOB
Bud Harrelson, S (1, 6) OBP: 0.330, SLG: 0.294	0-0 CS 1B	4-0 BB BB 1-2		0-0 4-3 1B 2-3		0-0 ① 4-3		0-0 ① 3-1		4	0	2	0	1	0	0
Ted Martinez, R (1, 4) OBP: 0.271, SLG: 0.353	0-0 ①② 5-3 1-2	0-0 ② F9		0-0 ① 4-3 1-2 3-H		0-0 ② 5-3		0-0 ② L3		5	0	0	1	0	0	4
Tommie Agee, R (1, 8) OBP: 0.383, SLG: 0.474	0-0 1B	4-0 BB 1-2 2-3		0-3 ② K		0-3 ③ K		0-0 ③ 6-3		4	0	1	0	1	2	1
Rusty Staub, L (1, 9) OBP: 0.399, SLG: 0.491	0-0 ③ G3	0-0 ③ F8		4-0 IBB			1-0 FC3-6 HBP			2	0	0	0	1	0	4
John Milner, L (1, 7) OBP: 0.366, SLG: 0.531		0-0 ① F7	0-3 ① K	0-3 ③ K			0-0 ① FC3-6 2B 1-2f			4	1	0	0	0	2	3
Cleon Jones, R (1, 3) OBP: 0.333, SLG: 0.356		0-0 BB HR 1B	0-0 ② 1-3		0-0 ① F9		0-0 FC5 1-H			4	1	2	1	0	0	0
Wayne Garrett, L (1, 5) OBP: 0.355, SLG: 0.280		4-0 HR BB 1-2	0-0 1B		0-0 ② 4-3		0-0 ② P4			3	1	1	0	1	0	1
Duffy Dyer, R (1, 2) OBP: 0.378, SLG: 0.600		0-0 HR 1-H 2-H	0-3 ③ K		0-0 2B		4-0 IBB			3	1	2	3	1	1	1
Tom Seaver, R (1, 1) OBP: 0.179, SLG: 0.222 Tug McGraw, R (8, 1) OBP: 0.250, SLG: 0.143		4-0 BB BB BB		0-0 1B 4-3 2B	0-0 ③ L9		0-0 ③ FC5 2-3f			3 0	1 0	1 0	0 0	1 0	0 0	3 0
Inning Stats	R: 0 E: 0 K: 0 S: 4 H: 2 LOB: 1 BB: 0 P: 4	R: 3 E: 0 K: 0 S: 5 H: 2 LOB: 3 BB: 4 P: 21	R: 0 E: 0 K: 2 S: 8 H: 1 LOB: 1 BB: 0 P: 8	R: 1 E: 0 K: 2 S: 9 H: 2 LOB: 2 BB: 1 P: 13	R: 0 E: 0 K: 0 S: 4 H: 1 LOB: 1 BB: 0 P: 4	R: 0 E: 0 K: 1 S: 5 H: 0 LOB: 0 BB: 0 P: 5	R: 1 E: 0 K: 0 S: 4 H: 1 LOB: 2 BB: 1 P: 9	R: 0 E: 0 K: 0 S: 3 H: 0 LOB: 0 BB: 0 P: 3		1B: 5 2B: 3 3B: 0 HR: 1	SF: 0 SAC: 0 DP: 0 HBP: 1					

BOTTOM

Atlanta Braves @ New York Mets

Shea Stadium, Flushing, NY

Sat Jun 03 1972, 3:33 AM EDT

Att. 41,947 - Unknown

livebaseballscorecards.com

AB	32
R	5
H	9
RBI	5
BB	6
SO	5
LOB	17

PITCHER		IP	WLS	BF	H	R	ER	SO	BB	IBB	HBP	BLK	WP	HR	S	P	ERA	WHIP
Tom Kelley, R ERA: 4.48	(1, 1)	1.1	L	9	4	3	3	0	2	0	0	0	0	1	7	15	20.25	4.500
Jim Hardin, R ERA: 2.16	(2, 1)	4.2		21	4	1	1	5	2	1	0	0	0	0	28	40	1.93	1.286
George Stone, L ERA: 11.45	(7, 1)	1.0		6	1	1	1	0	0	1	1	0	0	0	4	9	9.00	1.000
Pat Jarvis, R ERA: 5.65	(8, 1)	1.0		3	0	0	0	0	0	0	0	0	0	0	3	3	0.00	0.000

PITCHER		IP	WLS	BF	H	R	ER	SO	BB	IBB	HBP	BLK	WP	HR	S	P	ERA	WHIP

Batter	1	2	3	4	5	6	7	8	9	AB	R	H	RBI	BB	SO	LOB
Felix Millan, R (1, 4) OBP: 0.303, SLG: 0.293	5-3	F3	FC6-4 1-2f		1-3			1B 2-3 1B		5	0	1	0	0	0	2
Ralph Garr, L (1, 9) OBP: 0.342, SLG: 0.391	1B 2B BB	4-3		1B 1B BB	K			2-3 1-2		3	2	0	0	2	1	1
Hank Aaron, R (1, 3) OBP: 0.368, SLG: 0.459	2B SF8 1-3 1B	5-3	F8	P6				FC5-4 2-3 1B		5	1	2	0	0	0	1
Rico Carty, R (1, 7) OBP: 0.423, SLG: 0.472	BB 1-3 2B 3-H	1B 1B 1B	1B HR 1-3 1B	1-6-3				FC5-4 1-2f		5	2	3	1	0	0	2
Mike Lum, L (8, 7) OBP: 0.310, SLG: 0.297										0	0	0	0	0	0	0
Earl Williams, R (1, 2) OBP: 0.337, SLG: 0.393	BB IBB	1B 1-3 1B	P4	K				K		4	1	1	0	1	2	4
Dusty Baker Jr., R (1, 8) OBP: 0.370, SLG: 0.411	SF8 3-H	1B 1B IBB	HR 1-2 1B 3-H			G3			K	3	2	1	2	1	1	0
Darrell Evans, L (1, 5) OBP: 0.417, SLG: 0.508	FC5-4 1-2 2-3 BB	1B 1-2 2-H 3-H 1B	HR 1-H 2-H			1-3			4-3	4	1	2	5	1	0	0
Marty Perez, R (1, 6) OBP: 0.289, SLG: 0.325	FC5-4 1-2f	F7	P4			2B			5-3	5	0	1	0	0	0	5
Jim Nash, R (1, 1) OBP: 0.333, SLG: 0.333		F7	FC6-4 1-3 2-H 1B		5-3	K				2	0	1	1	0	0	0
Ron Schueler, R (3, 1) OBP: 0.200, SLG: 0.300										2	0	0	0	0	1	1
Inning Stats	R: 2 H: 2 E: 0 LOB: 3 K: 0 BB: 3 S: 5 P: 17	R: 0 H: 0 E: 0 LOB: 0 K: 0 BB: 0 S: 3 P: 3	R: 3 H: 4 E: 0 LOB: 2 K: 0 BB: 1 S: 7 P: 11	R: 4 H: 3 E: 0 LOB: 0 K: 0 BB: 1 S: 6 P: 10	R: 0 H: 0 E: 0 LOB: 0 K: 1 BB: 0 S: 5 P: 5	R: 0 H: 0 E: 0 LOB: 0 K: 1 BB: 0 S: 5 P: 5	R: 0 H: 1 E: 0 LOB: 1 K: 1 BB: 0 S: 6 P: 6	R: 0 H: 2 E: 0 LOB: 2 K: 1 BB: 0 S: 7 P: 7	R: 0 H: 0 E: 0 LOB: 0 K: 1 BB: 0 S: 5 P: 5	1B: 9 SF: 1 2B: 2 SAC: 0 3B: 0 DP: 0 HR: 1 HBP: 0						

TOP

Atlanta Braves @ New York Mets

Shea Stadium, Flushing, NY

Sun Jun 04 1972, 3:33 AM EDT

Att. 52,216 - Unknown

livebaseballscorecards.com

AB	38
R	9
H	12
RBI	9
BB	5
SO	5
LOB	16

WP: 0 PA: 44
PB: 0
SB: 0
CS: 0

PITCHER		IP	WLS	BF	H	R	ER	SO	BB	IBB	HBP	BLK	WP	HR	S	P	ERA	WHIP
Jon Matlack, L ERA: 2.55	(1, 1)	2.1	L	16	5	5	5	0	2	2	0	0	0	0	12	28	19.29	3.000
Chuck Taylor, R ERA: 6.08	(3, 1)	1.2		10	4	4	4	0	1	0	0	0	0	1	9	13	21.60	3.000
Jerry Koosman, L ERA: 5.79	(5, 1)	3.0		10	1	0	0	3	0	0	0	0	0	0	16	16	0.00	0.333
Danny Frisella, R ERA: 0.61	(8, 1)	2.0		8	2	0	0	2	0	0	0	0	0	0	12	12	0.00	1.000

PITCHER	IP	WLS	BF	H	R	ER	SO	BB	IBB	HBP	BLK	WP	HR	S	P	ERA	WHIP

Atlanta Braves @ New York Mets

Shea Stadium, Flushing, NY

Sun Jun 04 1972, 3:33 AM EDT

Att. 52,216 - Unknown

BOTTOM

Batter	1	2	3	4	5	6	7	8	9	AB	R	H	RBI	BB	SO	LOB
Bud Harrelson, S (1, 6) OBP: 0.333, SLG: 0.290	BBBB 4-0 1B BB		BBBB 4-0 G6-4-3 BB HR BB		SSS 0-3 ① K		SSS 0-3 ② K		x 0-0 ③ F9	2	1	0	0	2	2	0
Danny Frisella, L (8, 1)										0	0	0	0	0	0	0
Ed Kranepool, L (9, PH) OBP: 0.300, SLG: 0.361										1	0	0	0	0	0	0
Ted Martinez, R (1, 4) (8, 6) OBP: 0.270, SLG: 0.338	x 0-0 ① P5		BBBB 4-0 1-2 G6-4-3 BB		x 0-0 ② 5-3		SSS 0-3 ③ K			3	0	0	0	1	1	1
Tommie Agee, R (1, 8) OBP: 0.385, SLG: 0.471	x 0-0 1-2 1B		x 0-0 ① ② G6-4-3 1-2f 2-3		x 0-0 ③ P3			BBBB 4-0 E 1B 4-3 BB		3	1	1	0	1	0	2
Rusty Staub, L (1, 9) OBP: 0.401, SLG: 0.509	x 0-0 ② F8		x 0-0 HR 3-H			x 0-0 ① 3-1		x 0-0 E9 4-3 1-3 1B		4	1	2	2	0	0	2
John Milner, L (1, 7) OBP: 0.360, SLG: 0.515	x 0-0 ③ L6		x 0-0 ③ P4			x 0-0 BB 1B		x 0-0 ① 4-3 1-2 3-H		4	0	1	1	0	0	3
Cleon Jones, R (1, 3) OBP: 0.324, SLG: 0.346		x 0-0 ① 6-3		SSS 0-3 ① K		x 0-0 ② F9		x 0-0 ② F8		4	0	0	0	0	1	2
Wayne Garrett, L (1, 5) OBP: 0.400, SLG: 0.296		BBBB 4-0 1B BB		x 0-0 1B		BBBB 4-0 1-2 BB		x 0-0 ③ F8		2	0	1	0	2	0	1
Jerry Grote, R (1, 2) OBP: 0.343, SLG: 0.377		x 0-0 1-3 G4-6-3 1B		SSS 0-3 ② K		SSS 0-3 ③ K			x 0-0 ① F7	4	0	1	0	0	2	3
Jon Matlack, L (1, 1) OBP: 0.208, SLG: 0.182		x 0-0 ② ③ G4-6-3 1-2f		SSS 0-3 ③ K			x 0-0 ① F9		x 0-0 ② F9	1	0	0	0	0	0	2
Chuck Taylor, R (3, 1)										0	0	0	0	0	0	0
Dave Marshall, L (4, PH)										1	0	0	0	0	1	1
Jerry Koosman, R (5, 1) OBP: 0.200, SLG: 0.200										0	0	0	0	0	0	0
Ken Boswell, L (7, PH) OBP: 0.242, SLG: 0.227										2	0	0	0	0	0	0
(8, 4)																
Inning Stats	R: 0 E: 0 K: 0 S: 4 H: 1 LOB: 2 BB: 1 P: 8	R: 0 E: 0 K: 0 S: 3 H: 1 LOB: 1 BB: 1 P: 7	R: 2 E: 0 K: 0 S: 3 H: 1 LOB: 0 BB: 2 P: 11	R: 0 E: 0 K: 3 S: 10 H: 1 LOB: 1 BB: 0 P: 10	R: 0 E: 0 K: 1 S: 5 H: 0 LOB: 0 BB: 0 P: 5	R: 0 E: 0 K: 1 S: 6 H: 1 LOB: 2 BB: 1 P: 10	R: 0 E: 0 K: 2 S: 7 H: 0 LOB: 0 BB: 0 P: 7	R: 1 E: 1 K: 0 S: 4 H: 1 LOB: 1 BB: 1 P: 8	R: 0 E: 0 K: 0 S: 3 H: 0 LOB: 0 BB: 0 P: 3	1B: 5 2B: 0 3B: 0 HR: 1	SF: 0 SAC: 0 DP: 2 HBP: 0						

livebaseballscorecards.com

AB	31
R	3
H	6
RBI	3
BB	6
SO	7
LOB	17

WP: 0 PB: 0 SB: 0 CS: 0 PA: 37

PITCHER		IP	WLS	BF	H	R	ER	SO	BB	IBB	HBP	BLK	WP	HR	S	P	ERA	WHIP
Jim Nash, R ERA: 5.32	(1, 1)	2.2		13	3	2	2	0	4	0	0	0	0	1	9	25	6.75	2.625
Ron Schueler, R ERA: 2.37	(3, 1)	6.1	W	24	3	1	1	7	2	0	0	0	0	0	36	44	1.42	0.789

PITCHER	IP	WLS	BF	H	R	ER	SO	BB	IBB	HBP	BLK	WP	HR	S	P	ERA	WHIP

Batter	1	2	3	4	5	6	7	8	9	AB	R	H	RBI	BB	SO	LOB
Pete Rose, S (1, 7) OBP: 0.319, SLG: 0.327	S S S 0-3 ① K		X 0-0 ③ F7		B B B 4-0 BB		X 0-0 ③ 6-3			3	0	0	0	1	1	1
Joe Morgan, L (1, 4) OBP: 0.406, SLG: 0.455	X 0-0 ② F9			S S S 0-3 ① K	X 0-0 ③ F4			X 0-0 ① G3		4	0	0	0	0	1	1
Bobby Tolan, L (1, 8) OBP: 0.376, SLG: 0.486	X 0-0 ③ P6			X 0-0 E3 HR 1B		X 0-0 G6-4-3 1B		S S S 0-3 ② K		4	1	2	0	0	1	0
Johnny Bench, R (1, 2) OBP: 0.385, SLG: 0.606		X 0-0 ① 5-3		X 0-0 2-H HR		X 0-0 ① ② G6-4-3 1-2f		H 1-0 HBP		3	1	1	2	0	0	1
Tony Perez, R (1, 3) OBP: 0.345, SLG: 0.496		X 0-0 ② P4		X 0-0 ② 5-3		B B B B 4-0 1B BB		X 0-0 ③ L6		3	0	0	0	1	0	1
Joe Hague, L (1, 9) OBP: 0.390, SLG: 0.464 Cesar Geronimo, L (6, PR) OBP: 0.305, SLG: 0.392 (6, 9) Hal McRae, R (9, PH) OBP: 0.270, SLG: 0.485		S S S 0-3 ③ K		B B B 4-0 FC6-4 BB		X 0-0 1-3 1B			X 0-0 ① L1	2 0 1	0 0 0	1 0 0	0 0 0	1 0 0	1 0 0	0 0 0
Julian Javier, R (1, 5) OBP: 0.321, SLG: 0.438			X 0-0 SH1-3 1B	X 0-0 ③ FC6-4 1-2f		X 0-0 ③ P5			X 0-0 ② 1-3	4	0	1	0	0	0	3
Dave Concepcion, R (1, 6) OBP: 0.281, SLG: 0.296			X 0-0 ① SH1-3 1-2		X 0-0 ① P4		X 0-0 ① L8		S S S 0-3 ③ K	3	0	0	0	0	1	0
Gary Nolan, R (1, 1) OBP: 0.094, SLG: 0.065 Don Gullett, R (6, 1) OBP: 0.333, SLG: 0.444			S S S 0-3 ② K		X 0-0 ② 4-3		S S S 0-3 ② K			2 1	0 0	0 0	0 0	0 0	1 1	1 0
Inning Stats	R: 0 E: 0 K: 1 S: 5 H: 0 LOB: 0 BB: 0 P: 5	R: 0 E: 0 K: 1 S: 5 H: 0 LOB: 0 BB: 0 P: 5	R: 0 E: 0 K: 1 S: 6 H: 1 LOB: 1 BB: 0 P: 6	R: 2 E: 1 K: 1 S: 7 H: 2 LOB: 1 BB: 1 P: 11	R: 0 E: 0 K: 0 S: 3 H: 0 LOB: 1 BB: 1 P: 7	R: 0 E: 0 K: 0 S: 4 H: 2 LOB: 2 BB: 1 P: 8	R: 0 E: 0 K: 1 S: 5 H: 0 LOB: 0 BB: 0 P: 5	R: 0 E: 0 K: 1 S: 5 H: 0 LOB: 1 BB: 0 P: 6	R: 0 E: 0 K: 1 S: 5 H: 0 LOB: 0 BB: 0 P: 5	1B: 4 2B: 0 3B: 0 HR: 1	SF: 0 SAC: 1 DP: 1 HBP: 1			WP: 0 PB: 0 SB: 0 CS: 0	PA: 35		

PITCHER		IP	WLS	BF	H	R	ER	SO	BB	IBB	HBP	BLK	WP	HR	S	P	ERA	WHIP
Jim McAndrew, R ERA: 2.14	(1, 1)	7.0	W	28	5	2	1	5	3	0	0	0	0	1	35	47	1.29	1.143
Tug McGraw, L ERA: 1.17	(8, 1)	2.0	S	7	0	0	0	2	0	0	1	0	0	0	10	11	0.00	0.000

PITCHER	IP	WLS	BF	H	R	ER	SO	BB	IBB	HBP	BLK	WP	HR	S	P	ERA	WHIP

Cincinnati Reds @ New York Mets

Shea Stadium, Flushing, NY

Tue Jun 06 1972, 7:05 PM EDT

Att. 29,353 - Unknown

TOP

livebaseballscorecards.com

AB	30
R	2
H	5
RBI	2
BB	3
SO	7
LOB	8

Batter	1	2	3	4	5	6	7	8	9	AB	R	H	RBI	BB	SO	LOB
Bud Harrelson, S (1, 6) OBP: 0.332, SLG: 0.285	1-3		F9		L7		BBBB 1B 1-2 BB			3	0	0	0	1	0	3
Jim Fregosi, R (1, 5) OBP: 0.309, SLG: 0.387	G5-4-3 1B		FC6-4 1-2f		F8		F9			4	0	1	0	0	0	5
Tommie Agee, R (1, 8) OBP: 0.388, SLG: 0.472	G5-4-3 1-2f			5-3		G6-4-3 1B	1-3 2-H 1B			4	0	2	1	0	0	1
Rusty Staub, L (1, 9) OBP: 0.393, SLG: 0.497		L8		3-1		G6-4-3 1-2f		G3		4	0	0	0	0	0	1
John Milner, L (1, 7) OBP: 0.367, SLG: 0.549		P4		HR		BBBB 2B BB		6-3		3	2	1	1	1	0	0
Cleon Jones, R (1, 3) OBP: 0.329, SLG: 0.357		1B		6-3		1-H 2B		L7		4	0	2	1	0	0	0
Wayne Garrett, L (1, 4) OBP: 0.395, SLG: 0.276		L9			BBBB S BB	SSS K				2	0	0	0	1	1	2
Jerry Grote, R (1, 2) OBP: 0.336, SLG: 0.368			E5 FC3-2-6		L9 1-2		F9			3	0	0	0	0	0	1
Jim McAndrew, R (1, 1) OBP: 0.143, SLG: 0.077			FC3-2-6 FC6-4 1-2f		1B		BB 1B 1B			2	0	1	0	0	0	1
Jim Beauchamp, R (7, PH) OBP: 0.233, SLG: 0.207										1	1	1	0	0	0	0
Tug McGraw, R (8, 1) OBP: 0.250, SLG: 0.143										0	0	0	0	0	0	0
Inning Stats	R: 0 H: 1 E: 0 LOB: 0 K: 0 BB: 0 S: 3 P: 3	R: 0 H: 1 E: 0 LOB: 1 K: 0 BB: 0 S: 4 P: 4	R: 0 H: 0 E: 1 LOB: 1 K: 0 BB: 0 S: 4 P: 4	R: 1 H: 1 E: 0 LOB: 0 K: 0 BB: 0 S: 4 P: 4	R: 0 H: 1 E: 0 LOB: 2 K: 0 BB: 1 S: 4 P: 8	R: 1 H: 2 E: 0 LOB: 1 K: 1 BB: 1 S: 6 P: 10	R: 1 H: 2 E: 0 LOB: 2 K: 0 BB: 1 S: 4 P: 8	R: 0 H: 0 E: 0 LOB: 0 K: 0 BB: 0 S: 3 P: 3		1B: 6 SF: 0 2B: 1 SAC: 0 3B: 0 DP: 2 HR: 1 HBP: 0						

BOTTOM

Cincinnati Reds @ New York Mets

Shea Stadium, Flushing, NY

Tue Jun 06 1972, 7:05 PM EDT

Att. 29,353 - Unknown

livebaseballscorecards.com

AB	30
R	3
H	8
RBI	3
BB	3
SO	1
LOB	14

WP: 0 PA: 33
PB: 0
SB: 1
CS: 0

PITCHER		IP	WLS	BF	H	R	ER	SO	BB	IBB	HBP	BLK	WP	HR	S	P	ERA	WHIP
Gary Nolan, R ERA: 2.3	(1, 1)	5.0		20	4	1	1	0	1	0	0	0	0	1	19	23	1.80	1.000
Don Gullett, L ERA: 8.42	(6, 1)	3.0	L	13	4	2	2	1	2	0	0	0	0	0	13	21	6.00	2.000

PITCHER	IP	WLS	BF	H	R	ER	SO	BB	IBB	HBP	BLK	WP	HR	S	P	ERA	WHIP

Batter	1	2	3	4	5	6	7	8	9	AB	R	H	RBI	BB	SO	LOB
Pete Rose, S (1, 7) OBP: 0.321, SLG: 0.328	S S S 0-3 ① K	x 0-0 ② 6-3		x 0-0 2-H 1B			x 0-0 2B G3 1B		x 0-0 ① F9	5	1	2	1	0	1	0
Joe Morgan, L (1, 4) OBP: 0.401, SLG: 0.444	B B B B 4-0 2B 2B BB	x 0-0 ③ P6		x 0-0 ③ 6-3			x 0-0 ① F7		x 0-0 ② P6	4	1	0	0	1	0	2
Bobby Tolan, L (1, 8) OBP: 0.381, SLG: 0.500	x 0-0 1-3 2B 2B	x 0-0 6-3 1B			x 0-0 ① G3		x 0-0 G3 1-3 2B		x 0-0 ③ 4-3	5	1	3	0	0	0	0
Johnny Bench, R (1, 2) OBP: 0.387, SLG: 0.599	I I I I 4-0 2B IBB	x 0-0 ① F8			x 0-0 ② F7		- - - - 4-0 G3 IBB			2	1	0	0	2	0	1
Tony Perez, R (1, 3) OBP: 0.342, SLG: 0.496	x 0-0 1-H 2-H 3-H 2B	x 0-0 ② 6-3 1-2			x 0-0 ③ F8		x 0-0 ② G3 1-2 2-3 3-H			4	0	1	4	0	0	3
Joe Hague, L (1, 9) OBP: 0.389, SLG: 0.487 Cesar Geronimo, L (6, 9) OBP: 0.300, SLG: 0.385	x 0-0 ② P4	x 0-0 ③ 3-1				x 0-0 S S S HR	0-3 ③ K			3 1	1 0	1 0	1 0	0 0	0 1	2 2
Julian Javier, R (1, 5) OBP: 0.316, SLG: 0.412 Denis Menke, R (8, 5) OBP: 0.347, SLG: 0.322	B B B B 4-0 BB			x 0-0 ① 6-3		x 0-0 ① 4-3		x 0-0 ① F8		3 0	0 0	0 0	0 0	1 0	0 0	0 0
Dave Concepcion, R (1, 6) OBP: 0.281, SLG: 0.295	S S S 0-3 ③ K			x 0-0 SH1-4 1B 1B		x 0-0 ② F7		x 0-0 ② 6-3		4	1	1	0	0	1	2
Jim McGlothlin, R (1, 1) OBP: 0.211, SLG: 0.333 Tom Hall, L (7, 1)		S S S 0-3 ① K		x 0-0 ② SH1-4 1-2		S S S 0-3 ③ K		S S S 0-3 ③ K		2 1	0 0	0 0	0 0	0 0	2 1	0 0
Inning Stats	R: 3 E: 0 K: 2 S: 9 H: 2 LOB: 2 BB: 3 P: 21	R: 0 E: 0 K: 1 S: 5 H: 0 LOB: 0 BB: 0 P: 5	R: 0 E: 0 K: 0 S: 4 H: 1 LOB: 1 BB: 0 P: 4	R: 1 E: 0 K: 0 S: 5 H: 2 LOB: 1 BB: 0 P: 5	R: 0 E: 0 K: 0 S: 3 H: 0 LOB: 0 BB: 0 P: 3	R: 1 E: 0 K: 1 S: 6 H: 1 LOB: 0 BB: 0 P: 6	R: 1 E: 0 K: 1 S: 7 H: 2 LOB: 2 BB: 1 P: 11	R: 0 E: 0 K: 1 S: 5 H: 0 LOB: 0 BB: 0 P: 5	R: 0 E: 0 K: 0 S: 3 H: 0 LOB: 0 BB: 0 P: 3	1B: 4 2B: 3 3B: 0 HR: 1	SF: 0 SAC: 1 DP: 0 HBP: 0			WP: 0 PB: 0 SB: 0 CS: 0	PA: 39		

PITCHER		IP	WLS	BF	H	R	ER	SO	BB	IBB	HBP	BLK	WP	HR	S	P	ERA	WHIP
Gary Gentry, R ERA: 3.38	(1, 1)	7.0	L	33	8	6	6	5	2	2	0	0	0	1	39	55	7.71	1.429
Ray Sadecki, L ERA: 4.7	(8, 1)	2.0		6	0	0	0	1	0	0	0	0	0	0	8	8	0.00	0.000

PITCHER	IP	WLS	BF	H	R	ER	SO	BB	IBB	HBP	BLK	WP	HR	S	P	ERA	WHIP

TOP

Cincinnati Reds @ New York Mets

Shea Stadium, Flushing, NY

Wed Jun 07 1972, 7:05 PM EDT

Att. 35,995 - Unknown

livebaseballscorecards.com

AB	34
R	6
H	8
RBI	6
BB	4
SO	6
LOB	12

Cincinnati Reds @ New York Mets

Shea Stadium, Flushing, NY

Wed Jun 07 1972, 7:05 PM EDT

Att. 35,995 - Unknown

BOTTOM

Batter	1	2	3	4	5	6	7	8	9	AB	R	H	RBI	BB	SO	LOB
Bud Harrelson, S (1, 6) OBP: 0.338, SLG: 0.286	BBBB 4-0 1B 2B BB	x 0-0 ③ 1-3			x 0-0 ① 4-3		x 0-0 1B FC6-4 1B		BBBB 4-0 FC6-4 BB	3	2	1	0	2	0	1
Jim Fregosi, R (1, 5) OBP: 0.318, SLG: 0.400	x 0-0 2B SF9 1-3 1B		x 0-0 ① 5-3		x 0-0 1-3 2B		x 0-0 FC6-4 1-3 1B		x 0-0 ② FC6-4 FC5-4 1-2f	5	1	3	0	0	0	1
Tommie Agee, R (1, 8) OBP: 0.383, SLG: 0.470	x 0-0 G3 1-3 3-H 2B		x 0-0 ② 5-3		x 0-0 ② 1-3 2-3		x 0-0 ② FC6-4 BB 1-2f 3-H		x 0-0 ③ FC5-4 1-2f	5	0	1	2	0	0	3
Rusty Staub, L (1, 9) OBP: 0.390, SLG: 0.491	x 0-0 ① SF9 3-H		x 0-0 ③ 4-3		x 0-0 ③ 6-3		BBBB 4-0 1-2 BB			2	0	0	1	1	0	1
John Milner, L (1, 7) OBP: 0.349, SLG: 0.520	x 0-0 ② G3 2-3			x 0-0 ① 4-3		x 0-0 ① F7	SSS 0-3 ③ K			4	0	0	0	0	1	3
Cleon Jones, R (1, 3) OBP: 0.333, SLG: 0.361	x 0-0 ③ 6-3			x 0-0 BB 1B		x 0-0 1B		x 0-0 ① 1-3		4	0	2	0	0	0	1
Wayne Garrett, L (1, 4) OBP: 0.390, SLG: 0.258 Ted Martinez, R (8, PH) OBP: 0.267, SLG: 0.333 (9, 4)		SSS 0-3 ① K		BBBB 4-0 1-2 BB		x 0-0 ② F9		SSS 0-3 ② K		2 1	0 0	0 0	0 0	1 0	1 1	1 0
Jerry Grote, R (1, 2) OBP: 0.326, SLG: 0.355		x 0-0 ② 6-3		SSS 0-3 ② K		x 0-0 ③ F9		SSS 0-3 ③ K		4	0	0	0	0	2	3
Gary Gentry, R (1, 1) OBP: 0.125, SLG: 0.087 Dave Marshall, L (7, PH) Ray Sadecki, L (8, 1) OBP: 0.200, SLG: 0.200 Jim Beauchamp, R (9, PH) OBP: 0.226, SLG: 0.200		BBBB 4-0 BB		SSS 0-3 ③ K			SSS 0-3 ① K		x 0-0 ① F7	1 1 0 1	0 0 0 0	0 0 0 0	0 0 0 0	1 0 0 0	1 1 0 0	2 0 0 0
Inning Stats	R: 2 E: 0 K: 0 S: 5 H: 2 LOB: 1 BB: 1 P: 9	R: 0 E: 0 K: 1 S: 5 H: 0 LOB: 1 BB: 1 P: 9	R: 0 E: 0 K: 0 S: 3 H: 0 LOB: 0 BB: 0 P: 3	R: 0 E: 0 K: 2 S: 8 H: 1 LOB: 2 BB: 1 P: 12	R: 0 E: 0 K: 0 S: 4 H: 1 LOB: 1 BB: 0 P: 4	R: 0 E: 0 K: 0 S: 4 H: 1 LOB: 1 BB: 0 P: 4	R: 1 E: 0 K: 2 S: 9 H: 2 LOB: 2 BB: 1 P: 13	R: 0 E: 0 K: 2 S: 7 H: 0 LOB: 0 BB: 0 P: 7	R: 0 E: 0 K: 0 S: 3 H: 0 LOB: 1 BB: 1 P: 7	1B: 5 2B: 2 3B: 0 HR: 0	SF: 1 SAC: 0 DP: 0 HBP: 0						

livebaseballscorecards.com

AB	33
R	3
H	7
RBI	3
BB	5
SO	7
LOB	16

WP: 0 PB: 0 SB: 0 CS: 0 PA: 39

PITCHER		IP	WLS	BF	H	R	ER	SO	BB	IBB	HBP	BLK	WP	HR	S	P	ERA	WHIP
Jim McGlothlin, R ERA: 4.29	(1, 1)	6.2	W	31	7	3	3	4	4	0	0	0	0	0	35	51	4.05	1.650
Tom Hall, L ERA: 2.51	(7, 1)	2.1	S	8	0	0	0	3	1	0	0	0	0	0	13	17	0.00	0.429

PITCHER	IP	WLS	BF	H	R	ER	SO	BB	IBB	HBP	BLK	WP	HR	S	P	ERA	WHIP

Cincinnati Reds @ New York Mets

Shea Stadium, Flushing, NY

Thu Jun 08 1972, 3:33 AM EDT

Att. 35,593 - Unknown

TOP

Batter	1	2	3	4	5	6	7	8	9	AB	R	H	RBI	BB	SO	LOB
Pete Rose, S (1, 7) OBP: 0.323, SLG: 0.330	0-0 1B SF8 1B	0-3 K			0-0 F7		0-0 P5		0-0 E5 1B	5	1	2	0	0	1	0
Joe Morgan, L (1, 4) OBP: 0.406, SLG: 0.449	0-0 SF8 1-3 1B 1-3 1B		0-0 G3 1B		0-0 1B 1B		0-0 3-1		0-0 1-3	5	1	3	0	0	0	1
Bobby Tolan, L (1, 8) OBP: 0.382, SLG: 0.497	0-0 1-3 1-2		0-0 G3 1-2		0-0 1-3 1-3 1B		0-0 1B		0-0 F8	5	0	2	0	0	0	4
Johnny Bench, R (1, 2) OBP: 0.379, SLG: 0.588	0-0 SF8 2-3 3-H		0-3 K		0-0 1-3 1-2		0-3 K			3	0	0	1	0	2	4
Tony Perez, R (1, 3) OBP: 0.347, SLG: 0.519	0-0 HR 3-H 1B		0-3 K		0-3 K2-3			0-0 HR		4	2	2	2	0	2	3
Joe Hague, L (1, 9) OBP: 0.399, SLG: 0.517	0-0 1-H HR			4-0 BB		0-0 P4		0-0 CS 1B		3	1	2	2	1	0	0
Cesar Geronimo, L (8, PR) (8, 9) OBP: 0.300, SLG: 0.385										0	0	0	0	0	0	0
Dave Concepcion, R (1, 6) OBP: 0.274, SLG: 0.288	0-0 F9			0-3 K		0-0 L6		0-3 K 1-2		4	0	0	0	0	2	2
Darrel Chaney, S (1, 5) OBP: 0.444, SLG: 0.286		0-3 K		0-3 K		4-0 BB		0-0 P6		3	0	0	0	1	2	2
Ross Grimsley, L (1, 1) OBP: 0.182, SLG: 0.100		0-0 1-3		0-3 K		0-3 K			0-0 P4	2	0	0	0	0	1	1
Pedro Borbon, R (5, 1)										1	0	0	0	0	1	1
Ted Uhlaender, L (9, PH) OBP: 0.274, SLG: 0.203										1	0	0	0	0	0	0
Clay Carroll, R (9, 1)										0	0	0	0	0	0	0
Inning Stats	R: 4 E: 0 K: 0 S: 7 H: 4 LOB: 0 BB: 0 P: 7	R: 0 E: 0 K: 2 S: 7 H: 0 LOB: 0 BB: 0 P: 7	R: 0 E: 0 K: 2 S: 8 H: 1 LOB: 1 BB: 0 P: 8	R: 0 E: 0 K: 3 S: 9 H: 0 LOB: 1 BB: 1 P: 13	R: 0 E: 0 K: 1 S: 7 H: 2 LOB: 2 BB: 0 P: 7	R: 0 E: 0 K: 1 S: 5 H: 0 LOB: 1 BB: 1 P: 9	R: 0 E: 0 K: 1 S: 6 H: 1 LOB: 1 BB: 0 P: 6	R: 1 E: 0 K: 1 S: 6 H: 2 LOB: 1 BB: 0 P: 6	R: 0 E: 1 K: 0 S: 4 H: 1 LOB: 1 BB: 0 P: 4	1B: 9 2B: 0 3B: 0 HR: 2	SF: 1 SAC: 0 DP: 0 HBP: 0						

	AB	36
	R	5
	H	11
	RBI	5
	BB	2
	SO	11
	LOB	18

WP: 0 PB: 0 SB: 0 CS: 1 PA: 39

livebaseballscorecards.com

PITCHER		IP	WLS	BF	H	R	ER	SO	BB	IBB	HBP	BLK	WP	HR	S	P	ERA	WHIP
Tom Seaver, R (1, 1) ERA: 3.18		6.0	L	27	7	4	4	9	2	0	0	0	0	1	43	51	6.00	1.500
Danny Frisella, R (7, 1) ERA: 1.02		3.0		12	4	1	1	2	0	0	0	0	0	1	16	16	3.00	1.333

PITCHER	IP	WLS	BF	H	R	ER	SO	BB	IBB	HBP	BLK	WP	HR	S	P	ERA	WHIP

Batter	1	2	3	4	5	6	7	8	9	AB	R	H	RBI	BB	SO	LOB
Willie Mays, R (1, 8) OBP: 0.454, SLG: 0.380	K		BB		4-3 1B	IBB			FC6-4 FC3-5 1B	3	1	2	0	2	1	0
Bud Harrelson, S (1, 6) OBP: 0.335, SLG: 0.289	F2		F7		4-3 2B	F7			FC3-5 FC6-4	5	1	1	0	0	0	6
Tommie Agee, R (1, 7) OBP: 0.378, SLG: 0.458	BB		K		4-3		4-3		FC6-4	4	1	0	1	1	1	4
Rusty Staub, L (1, 9) OBP: 0.395, SLG: 0.494	1B		1B		G4-6-3 1B		4-3		4-3	5	0	3	1	0	0	2
Cleon Jones, R (1, 3) OBP: 0.331, SLG: 0.358	1B		L9		G4-6-3		K			4	0	1	1	0	1	3
Jim Fregosi, R (1, 5) OBP: 0.322, SLG: 0.399	K			F8 SH1-3 1B		BB		F7		3	0	1	0	1	1	2
Ted Martinez, R (1, 4) OBP: 0.260, SLG: 0.324 Wayne Garrett, L (8, PH) OBP: 0.381, SLG: 0.250 (9, 4)		L9		SH1-3		FC3-6		F7		2 1	0 0	0 0	0 0	0 0	0 0	1 0
Duffy Dyer, R (1, 2) OBP: 0.341, SLG: 0.538		K		F8		E6		L6		4	0	0	0	0	1	2
Tom Seaver, R (1, 1) OBP: 0.167, SLG: 0.207 John Milner, L (6, PH) OBP: 0.345, SLG: 0.513 Danny Frisella, L (7, 1) Ed Kranepool, L (9, PH) OBP: 0.306, SLG: 0.367		F2		5-3		F7			FC3-5 1B	2 1 0 1	0 0 0 0	0 0 0 1	0 0 0 0	0 0 0 0	0 0 0 0	1 2 0 0
Inning Stats	R: 1 E: 0 K: 2 S: 9 H: 2 LOB: 2 BB: 1 P: 13	R: 0 E: 0 K: 1 S: 5 H: 0 LOB: 0 BB: 0 P: 5	R: 0 E: 0 K: 1 S: 6 H: 1 LOB: 2 BB: 1 P: 10	R: 0 E: 0 K: 0 S: 4 H: 1 LOB: 1 BB: 0 P: 4	R: 2 E: 0 K: 0 S: 5 H: 3 LOB: 0 BB: 0 P: 5	R: 0 E: 1 K: 0 S: 4 H: 0 LOB: 3 BB: 2 P: 12	R: 0 E: 0 K: 1 S: 5 H: 0 LOB: 0 BB: 0 P: 5	R: 0 E: 0 K: 0 S: 3 H: 0 LOB: 0 BB: 0 P: 3	R: 0 E: 0 K: 0 S: 5 H: 2 LOB: 2 BB: 0 P: 5	1B: 8 2B: 1 3B: 0 HR: 0 SF: 0 SAC: 1 DP: 1 HBP: 0						

PITCHER	IP	WLS	BF	H	R	ER	SO	BB	IBB	HBP	BLK	WP	HR	S	P	ERA	WHIP
Ross Grimsley, L (1, 1) ERA: 2.45	4.1		22	7	3	3	4	2	0	0	0	0	0	28	36	6.23	2.077
Pedro Borbon, R (5, 1) ERA: 3.53	3.2	W	13	0	0	0	1	1	1	0	0	0	0	13	21	0.00	0.273
Clay Carroll, R (9, 1) ERA: 1.86	1.0	S	5	2	0	0	0	0	0	0	0	0	0	5	5	0.00	2.000

PITCHER	IP	WLS	BF	H	R	ER	SO	BB	IBB	HBP	BLK	WP	HR	S	P	ERA	WHIP

BOTTOM

Cincinnati Reds @ New York Mets

Shea Stadium, Flushing, NY

Thu Jun 08 1972, 3:33 AM EDT

Att. 35,593 - Unknown

livebaseballscorecards.com

AB	35
R	3
H	9
RBI	3
BB	4
SO	5
LOB	23

Batter	1	2	3	4	5	6	7	8	9	AB	R	H	RBI	BB	SO	LOB
Roger Metzger, S (1, 6) OBP: 0.270, SLG: 0.240	6-3		1-2 1B		5-3		P6		6-3	5	0	1	0	0	0	1
Cesar Cedeno, R (1, 8) OBP: 0.406, SLG: 0.470	K		G5-3 2-3f		2B			1B		4	0	2	0	0	1	2
Jimmy Wynn, R (1, 9) OBP: 0.365, SLG: 0.476	K			E 2B 1B	5-3			K		4	1	1	0	0	2	2
Lee May, R (1, 3) OBP: 0.333, SLG: 0.486		F3		K 1-2		F7		K		4	0	0	0	0	2	2
Bob Watson, R (1, 7) OBP: 0.380, SLG: 0.541		6-3		FC1-5 2-H 2B		6-3		L9		4	0	1	1	0	0	1
Doug Rader, R (1, 5) OBP: 0.286, SLG: 0.414		FC6-4 1B		FC1-5 HR 2-3		BB			1B SH5-3 2B	3	2	2	0	1	0	1
Larry Howard, R (1, 2) OBP: 0.368, SLG: 0.400		FC6-4 1-2f		HR 1-H		6-3			SH5-3 2-3 1B	4	1	2	2	0	0	2
Bobby Fenwick, R (1, 4) OBP: 0.263, SLG: 0.286			L7	F9			5-3		K	4	0	0	0	0	1	2
Ken Forsch, R (1, 1) OBP: 0.136, SLG: 0.095					K		4-3		SH5-3 1-2 3-H	2	0	1	0	0	1	0
Bob Stinson, S (7, PH) OBP: 0.231, SLG: 0.167										1	0	0	0	0	0	0
George Culver, R (7, 1) OBP: 0.250, SLG: 0.500										0	0	0	0	0	0	0
Fred Gladding, L (8, 1)			G5-3 1B							0	0	0	1	0	0	0
Inning Stats	R: 0 E: 0 K: 2 S: 7 H: 0 LOB: 0 BB: 0 P: 7	R: 0 E: 0 K: 0 S: 4 H: 1 LOB: 1 BB: 0 P: 4	R: 0 E: 0 K: 0 S: 4 H: 2 LOB: 1 BB: 0 P: 4	R: 3 E: 1 K: 1 S: 8 H: 3 LOB: 0 BB: 0 P: 8	R: 0 E: 0 K: 1 S: 6 H: 1 LOB: 1 BB: 0 P: 6	R: 0 E: 0 K: 0 S: 3 H: 0 LOB: 1 BB: 1 P: 7	R: 0 E: 0 K: 0 S: 3 H: 0 LOB: 0 BB: 0 P: 3	R: 0 E: 0 K: 2 S: 8 H: 1 LOB: 1 BB: 0 P: 8	R: 1 E: 0 K: 1 S: 7 H: 2 LOB: 1 BB: 0 P: 7	1B: 6 2B: 3 3B: 0 HR: 1 SF: 0 SAC: 1 DP: 1 HBP: 0						

PITCHER		IP	WLS	BF	H	R	ER	SO	BB	IBB	HBP	BLK	WP	HR	S	P	ERA	WHIP
Jon Matlack, L ERA: 2.31	(1, 1)	7.0	L	28	7	3	0	4	1	0	0	0	0	1	35	39	0.00	1.143
Tug McGraw, L ERA: 1.34	(8, 1)	2.0		9	3	1	1	3	0	0	0	0	0	0	15	15	4.50	1.500

PITCHER	IP	WLS	BF	H	R	ER	SO	BB	IBB	HBP	BLK	WP	HR	S	P	ERA	WHIP

TOP

Houston Astros @ New York Mets

Shea Stadium, Flushing, NY

Fri Jun 09 1972, 7:05 PM EDT

Att. 40,036 - Unknown

livebaseballscorecards.com

AB	35
R	4
H	10
RBI	4
BB	1
SO	7
LOB	13

WP: 0 PB: 0 SB: 0 CS: 0 PA: 37

Houston Astros @ New York Mets

Shea Stadium, Flushing, NY

Fri Jun 09 1972, 7:05 PM EDT

Att. 40,036 - Unknown

BOTTOM

Batter	1	2	3	4	5	6	7	8	9	AB	R	H	RBI	BB	SO	LOB
Willie Mays, R (1, 8) OBP: 0.455, SLG: 0.370	F8		G6-4-3 1-2f		L5-3 1-2 BB			SH FC4-6 BB BB		2	1	0	0	2	0	1
Bud Harrelson, S (1, 6) OBP: 0.343, SLG: 0.287	FC5-4 BB			2B SF7 BB	L5-3 1-2			FC4-6 SH 1-2 BB		1	1	0	0	3	0	3
John Milner, L (1, 7) OBP: 0.356, SLG: 0.532	FC5-4 1-2f			SF7 1-3 2B		5-3 G3 1B		SH FC4-6 1-2 2-3		3	0	2	0	0	0	1
Rusty Staub, L (1, 9) OBP: 0.388, SLG: 0.486	4-3			SF7 2-3 3-H		G3 1-2		FC4-6 G6-4-3 1-2f 2-3 3-H		3	0	0	2	0	0	4
Cleon Jones, R (1, 3) OBP: 0.323, SLG: 0.349		K		K		5-3 2-3		G6-4-3 1-2f		4	0	0	0	0	2	4
Jim Fregosi, R (1, 5) OBP: 0.320, SLG: 0.395		K		6-3		P5			G4-6-3 1B	4	0	1	0	0	1	2
Ken Boswell, L (1, 4) OBP: 0.242, SLG: 0.228		K			1B 1B		F8		G4-6-3 1-2f	4	0	1	0	0	1	1
Jerry Grote, R (1, 2) OBP: 0.326, SLG: 0.355			6-3		BB 1-3 1B		P3		6-3	3	0	1	0	0	0	0
Wayne Garrett, L (9, PH) OBP: 0.372, SLG: 0.242										1	0	0	0	0	0	0
Jon Matlack, L (1, 1) OBP: 0.231, SLG: 0.174			G6-4-3 BB		K		K			1	0	0	0	1	1	2
Ed Kranepool, L (7, PH) OBP: 0.304, SLG: 0.364										1	0	0	0	0	1	0
Tug McGraw, R (8, 1) OBP: 0.250, SLG: 0.143										0	0	0	0	0	0	0
Inning Stats	R: 0 H: 0 E: 0 LOB: 1 K: 0 BB: 1 S: 3 P: 7	R: 0 H: 0 E: 0 LOB: 0 K: 3 BB: 0 S: 9 P: 9	R: 0 H: 0 E: 0 LOB: 0 K: 0 BB: 1 S: 2 P: 6	R: 1 H: 1 E: 0 LOB: 1 K: 1 BB: 1 S: 6 P: 10	R: 0 H: 2 E: 0 LOB: 2 K: 1 BB: 1 S: 6 P: 10	R: 0 H: 1 E: 0 LOB: 1 K: 0 BB: 0 S: 4 P: 4	R: 0 H: 0 E: 0 LOB: 0 K: 1 BB: 0 S: 5 P: 5	R: 1 H: 0 E: 0 LOB: 1 K: 0 BB: 2 S: 3 P: 11	R: 0 H: 1 E: 0 LOB: 0 K: 0 BB: 0 S: 3 P: 3	1B: 4 SF: 1 2B: 2 SAC: 1 3B: 0 DP: 4 HR: 0 HBP: 0						

livebaseballscorecards.com

AB	27
R	2
H	5
RBI	2
BB	6
SO	6
LOB	18

WP: 0 PA: 35
PB: 0
SB: 0
CS: 0

PITCHER		IP	WLS	BF	H	R	ER	SO	BB	IBB	HBP	BLK	WP	HR	S	P	ERA	WHIP
Ken Forsch, R ERA: 3.1	(1, 1)	6.0	W	24	4	1	1	5	4	0	0	0	0	0	30	46	1.50	1.333
George Culver, R ERA: 2.18	(7, 1)	1.0		6	0	1	1	1	2	0	0	0	0	0	6	14	9.00	2.000
Fred Gladding, R ERA: 3.75	(8, 1)	2.0	S	5	1	0	0	0	0	0	0	0	0	0	5	5	0.00	0.500

PITCHER	IP	WLS	BF	H	R	ER	SO	BB	IBB	HBP	BLK	WP	HR	S	P	ERA	WHIP

Batter	1	2	3	4	5	6	7	8	9	AB	R	H	RBI	BB	SO	LOB
Roger Metzger, S (1, 6) OBP: 0.269, SLG: 0.237	S S S 0-3 ① K		B B B B 4-0 BB			x 0-0 ① 6-3		x 0-0 ① F7		3	0	0	0	1	1	1
Cesar Cedeno, R (1, 8) OBP: 0.403, SLG: 0.482	x 0-0 ② 3-1		x 0-0 ③ 6-3			x 0-0 HR		S S S 0-3 ② K		4	1	1	1	0	1	3
Jimmy Wynn, R (1, 9) OBP: 0.368, SLG: 0.473	x 0-0 ③ 6-3			x 0-0 ① P3		x 0-0 1B		B B B B 4-0 BB 1-2 BB		3	0	1	0	1	0	0
Lee May, R (1, 3) OBP: 0.332, SLG: 0.478		x 0-0 ① 5-3		S S S 0-3 ② K		x 0-0 ② F9		B B B B 4-0 BB 1-2 2-3 BB		3	0	0	0	1	1	1
Bob Watson, R (1, 7) OBP: 0.378, SLG: 0.533		x 0-0 ② 6-3		x 0-0 ③ 4-3		x 0-0 ③ F8		B B B B 4-0 1-2 2-3 3-H BB		3	0	0	1	1	0	1
Doug Rader, R (1, 5) OBP: 0.286, SLG: 0.426		S S S 0-3 ③ K			x 0-0 HR		x 0-0 ① 6-3	x 0-0 ③ L7		4	1	1	1	0	1	3
Larry Howard, R (1, 2) OBP: 0.381, SLG: 0.412			x 0-0 SH3-4 1B		x 0-0 ① F9		x 0-0 ② F9		S S S 0-3 ① K	2	0	1	0	0	0	0
Johnny Edwards, L (7, PH) OBP: 0.345, SLG: 0.395 (7, 2)										2	0	0	0	0	1	0
Bobby Fenwick, R (1, 4) OBP: 0.250, SLG: 0.270			S S S 0-3 ① K		S S S 0-3 ② K		x 0-0 ③ 4-3	x 0-0 ② 1-3		2	0	0	0	0	2	1
Jimmy Stewart, S (7, PH) OBP: 0.279, SLG: 0.345 (7, 4)										2	0	0	0	0	0	0
Don Wilson, R (1, 1) OBP: 0.136, SLG: 0.095			x 0-0 ② SH3-4 1-2		x 0-0 ③ 5-3			B B B B 4-0 BB BB BB BB	x 0-0 ③ 4-3	0	0	0	0	0	0	0
Tom Griffin, R (4, 1) OBP: 0.286, SLG: 0.714										1	0	0	0	0	0	0
Norm Miller, L (8, PH) OBP: 0.310, SLG: 0.333										0	1	0	0	1	0	0
Joe Gibbon, R (8, 1)										0	0	0	0	0	0	0
Bob Stinson, S (9, PH) OBP: 0.214, SLG: 0.154										1	0	0	0	0	0	0
Inning Stats	R: 0 E: 0 K: 1 S: 5 H: 0 LOB: 0 BB: 0 P: 5	R: 0 E: 0 K: 1 S: 5 H: 0 LOB: 0 BB: 0 P: 5	R: 0 E: 0 K: 1 S: 6 H: 1 LOB: 2 BB: 1 P: 10	R: 0 E: 0 K: 1 S: 5 H: 0 LOB: 0 BB: 0 P: 5	R: 1 E: 0 K: 1 S: 6 H: 1 LOB: 0 BB: 0 P: 6	R: 1 E: 0 K: 0 S: 5 H: 2 LOB: 1 BB: 0 P: 5	R: 0 E: 0 K: 0 S: 3 H: 0 LOB: 0 BB: 0 P: 3	R: 1 E: 0 K: 1 S: 5 H: 0 LOB: 3 BB: 4 P: 21	R: 0 E: 0 K: 1 S: 5 H: 0 LOB: 0 BB: 0 P: 5	1B: 2 2B: 0 3B: 0 HR: 2 SF: 0 SAC: 1 DP: 0 HBP: 0						

TOP

Houston Astros @ New York Mets

Shea Stadium, Flushing, NY

Sat Jun 10 1972, 3:33 AM EDT

Att. 54,198 - Unknown

livebaseballscorecards.com

AB	30
R	3
H	4
RBI	3
BB	5
SO	7
LOB	10

WP: 0 PB: 0 SB: 0 CS: 0 PA: 36

PITCHER		IP	WLS	BF	H	R	ER	SO	BB	IBB	HBP	BLK	WP	HR	S	P	ERA	WHIP
Jerry Koosman, L ERA: 5.29	(1, 1)	6.0	W	23	4	2	2	5	1	0	0	0	0	2	32	36	3.00	0.833
Buzz Capra, R ERA: 4.3	(7, 1)	1.2		9	0	1	1	1	4	0	0	0	0	0	7	23	5.40	2.400
Danny Frisella, R ERA: 0.95	(8, 1)	1.1	S	4	0	0	0	1	0	0	0	0	0	0	6	6	0.00	0.000

PITCHER	IP	WLS	BF	H	R	ER	SO	BB	IBB	HBP	BLK	WP	HR	S	P	ERA	WHIP

Houston Astros @ New York Mets

Shea Stadium, Flushing, NY

Sat Jun 10 1972, 3:33 AM EDT

Att. 54,198 - Unknown

livebaseballscorecards.com

BOTTOM

Batter	1	2	3	4	5	6	7	8	9	AB	R	H	RBI	BB	SO	LOB
Bud Harrelson, S (1, 6) OBP: 0.341, SLG: 0.299	K		F7	SF9 2-3 3-H			3B			3	0	1	1	0	1	0
Ken Boswell, L (1, 4) OBP: 0.250, SLG: 0.231	FC5-4 1B		1-3	BB 1-2 3-H			K			3	0	1	0	1	1	1
Tommie Agee, R (1, 8) OBP: 0.371, SLG: 0.448	FC5-4 CS 1-2f		K	K			K			4	0	0	0	0	3	4
Rusty Staub, L (1, 9) OBP: 0.385, SLG: 0.481	CS 1-2	F8		1B 1B	3-1		K			4	1	1	0	0	1	1
John Milner, L (1, 7) OBP: 0.363, SLG: 0.524		BB 2B BB		BB 1B 1-3 1B 1B	K			F9		3	2	1	0	1	1	0
Cleon Jones, R (1, 3) OBP: 0.315, SLG: 0.340		K		P5	4-3			P6		4	0	0	0	0	1	3
Wayne Garrett, L (1, 5) OBP: 0.383, SLG: 0.250		2B 1-2 BB		1B BB 1-2 SF9 3-H 1B		K		6-3		3	1	1	1	1	1	0
Duffy Dyer, R (1, 2) OBP: 0.364, SLG: 0.561		1-3 2-H 2B		SF9 1B E 1-2 2-3 BB	K		K			2	1	1	1	1	1	0
Jerry Koosman, R (1, 1) OBP: 0.286, SLG: 0.286		5-3		BB 1-2 2-3 3-H 1B			K			2	0	1	1	0	0	2
Dave Marshall, L (6, PH)										1	0	0	0	0	1	0
Buzz Capra, R (7, 1) OBP: 0.400, SLG: 0.250										0	0	0	0	0	0	0
Danny Frisella, L (8, 1)										0	0	0	0	0	0	0

Inning Stats	1	2	3	4	5	6	7	8	9
	R: 0 E: 0 K: 1 S: 5	H: 1 LOB: 0 BB: 0 P: 5	R: 1 E: 0 K: 1 S: 6	H: 1 LOB: 2 BB: 2 P: 14	R: 0 E: 0 K: 1 S: 5	H: 0 LOB: 0 BB: 0 P: 5	R: 4 E: 1 K: 1 S: 9	H: 4 LOB: 2 BB: 2 P: 17	R: 0 E: 0 K: 1 S: 5	H: 0 LOB: 0 BB: 0 P: 5	R: 0 E: 0 K: 3 S: 9	H: 0 LOB: 0 BB: 0 P: 9	R: 0 E: 0 K: 3 S: 10	H: 1 LOB: 1 BB: 0 P: 10	R: 0 E: 0 K: 0 S: 3	H: 0 LOB: 0 BB: 0 P: 3

	AB	29
	R	5
	H	7
	RBI	4
	BB	4
	SO	11
	LOB	11

1B: 5 SF: 1
2B: 1 SAC: 0
3B: 1 DP: 0
HR: 0 HBP: 0

WP: 0 PA: 35
PB: 0
SB: 0
CS: 1

PITCHER		IP	WLS	BF	H	R	ER	SO	BB	IBB	HBP	BLK	WP	HR	S	P	ERA	WHIP
Don Wilson, R ERA: 3.39	(1, 1)	3.2	L	20	6	5	4	3	4	0	0	0	0	0	22	38	9.82	2.727
Tom Griffin, R ERA: 0.37	(4, 1)	3.1		11	1	0	0	8	0	0	0	0	0	0	27	27	0.00	0.300
Joe Gibbon, L ERA: 12.27	(8, 1)	1.0		3	0	0	0	0	0	0	0	0	0	0	3	3	0.00	0.000

PITCHER	IP	WLS	BF	H	R	ER	SO	BB	IBB	HBP	BLK	WP	HR	S	P	ERA	WHIP

Batter	1	2	3	4	5	6	7	8	9	AB	R	H	RBI	BB	SO	LOB
Roger Metzger, S (1, 6) OBP: 0.272, SLG: 0.233	F8		BB, 3B		F7		F7		BB, 1-2	3	1	0	0	2	0	1
Cesar Cedeno, R (1, 8) OBP: 0.413, SLG: 0.515	BB, S		3B, 1-H, CS		BB		HR, 1-H		K	3	1	2	3	2	1	2
Jimmy Wynn, R (1, 9) OBP: 0.360, SLG: 0.462	5-3, 1-2		F9, 3-H		1-4-3		4-3			4	0	0	0	0	0	3
Lee May, R (1, 3) OBP: 0.325, SLG: 0.467	F8			F7		F7		K		4	0	0	0	0	1	1
Bob Watson, R (1, 7) OBP: 0.371, SLG: 0.521		5-3		5-3		F2		5-3		4	0	0	0	0	0	0
Johnny Edwards, L (1, 2) OBP: 0.349, SLG: 0.406		2B		1B		K		L4		4	0	2	0	0	1	0
Doug Rader, R (1, 5) OBP: 0.290, SLG: 0.433		F8		1-3, 1B			1B, 2B		K	4	1	2	0	0	1	1
Tommy Helms, R (1, 4) OBP: 0.265, SLG: 0.310		6-3		P3			HR, 2-H, 1B		BB, 1B	4	1	2	1	0	0	3
Dave Roberts, L (1, 1) OBP: 0.296, SLG: 0.423			K		3-1		K		F5	4	0	0	0	0	2	2
Fred Gladding, L (9, 1)										0	0	0	0	0	0	0
Inning Stats	R: 0 E: 0 K: 0 S: 3 H: 0 LOB: 1 BB: 1 P: 7	R: 0 E: 0 K: 0 S: 4 H: 1 LOB: 1 BB: 0 P: 4	R: 1 E: 0 K: 1 S: 5 H: 1 LOB: 0 BB: 1 P: 9	R: 0 E: 0 K: 0 S: 5 H: 2 LOB: 2 BB: 0 P: 5	R: 0 E: 0 K: 0 S: 3 H: 0 LOB: 1 BB: 1 P: 7	R: 0 E: 0 K: 1 S: 5 H: 0 LOB: 0 BB: 0 P: 5	R: 3 E: 0 K: 1 S: 8 H: 3 LOB: 0 BB: 0 P: 8	R: 0 E: 0 K: 1 S: 5 H: 0 LOB: 0 BB: 0 P: 5	R: 0 E: 0 K: 2 S: 8 H: 1 LOB: 2 BB: 1 P: 12	1B: 4 2B: 2 3B: 1 HR: 1 SF: 0 SAC: 0 DP: 0 HBP: 0	WP: 0 PB: 0 SB: 1 CS: 1 PA: 38					

TOP

Houston Astros @ New York Mets

Shea Stadium, Flushing, NY

Sun Jun 11 1972, 3:33 AM EDT

Att. 44,318 - Unknown

livebaseballscorecards.com

AB	34
R	4
H	8
RBI	4
BB	4
SO	6
LOB	13

PITCHER		IP	WLS	BF	H	R	ER	SO	BB	IBB	HBP	BLK	WP	HR	S	P	ERA	WHIP
Jim McAndrew, R ERA: 2.53	(1, 1)	7.0	L	30	7	4	4	3	3	0	0	0	0	1	33	45	5.14	1.429
Chuck Taylor, R ERA: 5.61	(8, 1)	2.0		8	1	0	0	3	1	0	0	0	0	0	13	17	0.00	1.000

PITCHER	IP	WLS	BF	H	R	ER	SO	BB	IBB	HBP	BLK	WP	HR	S	P	ERA	WHIP

Houston Astros @ New York Mets

Shea Stadium, Flushing, NY

Sun Jun 11 1972, 3:33 AM EDT

Att. 44,318 - Unknown

livebaseballscorecards.com

BOTTOM

Batter	1	2	3	4	5	6	7	8	9	AB	R	H	RBI	BB	SO	LOB
Willie Mays, R (1, 8) OBP: 0.444, SLG: 0.360	F9	K		F8			FC5-4 1B		4-3 1-2	5	0	1	0	0	1	3
Bud Harrelson, S (1, 6) OBP: 0.340, SLG: 0.298	1-3		P5		G4-6-3 1B		FC5-4 FC5-4 1-2f		FC6-4 HBP	4	0	1	0	0	0	1
John Milner, L (9, PH) OBP: 0.370, SLG: 0.524										0	0	0	0	0	0	0
Tommie Agee, R (1, 7) OBP: 0.366, SLG: 0.441	BB 1B		5-3		K		FC5-4 FC4 1-2f		FC6-4 1-2f	5	0	1	0	0	1	4
Rusty Staub, L (1, 9) OBP: 0.387, SLG: 0.476	BB 1-2		E BB		G4-6-3 1-2f		FC4 1-2f			2	1	0	0	2	0	2
Cleon Jones, R (1, 3) OBP: 0.320, SLG: 0.350	K		E6 1-H 2B			4-3 1B 1B		F7		4	0	2	1	0	1	2
Ted Martinez, R (1, 4) OBP: 0.272, SLG: 0.333		1B 1B	F7			4-3 1-2 1B		F7		4	0	2	0	0	0	1
Duffy Dyer, R (1, 2) OBP: 0.375, SLG: 0.622		1-3 1B		HR		F2		F7		4	1	2	1	0	0	2
Wayne Garrett, L (1, 5) OBP: 0.360, SLG: 0.231		6-3		1-3		4-3 1-2 2-3			6-3	3	0	0	0	0	0	4
Jim Fregosi, R (9, PH) OBP: 0.318, SLG: 0.393										1	0	0	0	0	0	0
Jim McAndrew, R (1, 1) OBP: 0.118, SLG: 0.063		1-3		P6		F8			4-3 1B	3	0	0	0	0	0	4
Chuck Taylor, R (8, 1)										0	0	0	0	0	0	0
Jim Beauchamp, R (9, PH) OBP: 0.250, SLG: 0.226										1	0	1	0	0	0	0
Inning Stats	R: 0 E: 0 K: 1 S: 6 H: 1 LOB: 2 BB: 1 P: 10	R: 0 E: 0 K: 1 S: 7 H: 2 LOB: 2 BB: 0 P: 7	R: 1 E: 1 K: 0 S: 4 H: 1 LOB: 1 BB: 1 P: 8	R: 1 E: 0 K: 0 S: 4 H: 1 LOB: 0 BB: 0 P: 4	R: 0 E: 0 K: 1 S: 5 H: 1 LOB: 0 BB: 0 P: 5	R: 0 E: 0 K: 0 S: 5 H: 2 LOB: 2 BB: 0 P: 5	R: 0 E: 0 K: 0 S: 4 H: 1 LOB: 1 BB: 0 P: 4	R: 0 E: 0 K: 0 S: 3 H: 0 LOB: 0 BB: 0 P: 3	R: 0 E: 0 K: 0 S: 4 H: 1 LOB: 2 BB: 0 P: 5	1B: 8 2B: 1 3B: 0 HR: 1 SF: 0 SAC: 0 DP: 1 HBP: 1	WP: 0 PB: 0 SB: 0 CS: 0 PA: 39					

	AB	36
	R	2
	H	10
	RBI	2
	BB	2
	SO	3
	LOB	23

PITCHER	IP	WLS	BF	H	R	ER	SO	BB	IBB	HBP	BLK	WP	HR	S	P	ERA	WHIP
Dave Roberts, L (1, 1) ERA: 4.3	8.1	W	36	10	2	2	3	2	0	0	0	0	1	40	48	2.16	1.440
Fred Gladding, R (9, 1) ERA: 3.55	0.2	S	3	0	0	0	0	0	0	1	0	0	0	2	3	0.00	0.000

PITCHER	IP	WLS	BF	H	R	ER	SO	BB	IBB	HBP	BLK	WP	HR	S	P	ERA	WHIP

New York Mets @ Atlanta Braves

Atlanta Stadium, Atlanta, GA

Mon Jun 12 1972, 7:05 PM EDT

Att. 16,349 - Unknown

TOP

livebaseballscorecards.com

Batter	1	2	3	4	5	6	7	8	9	AB	R	H	RBI	BB	SO	LOB
Tommie Agee, R (1, 8) OBP: 0.357, SLG: 0.429	6-3		K			K	E6 1B 1-2 2-3		6-3	5	0	0	0	0	2	3
Bud Harrelson, S (1, 6) OBP: 0.338, SLG: 0.297	K		F8			F7	1B 1-2 2-3 3-H		4-3	4	0	1	1	0	1	0
Dave Marshall, L (9, PH)										1	0	0	0	0	0	0
John Milner, L (1, 7) OBP: 0.365, SLG: 0.547	K		HR			P4	K			4	1	1	1	0	2	3
Rusty Staub, L (1, 9) OBP: 0.389, SLG: 0.489		6-3	F5				G3 BB FC1-2 BB	HR		3	1	1	1	1	0	0
Cleon Jones, R (1, 3) OBP: 0.318, SLG: 0.344		F9	K				FC1-2 G3 1B 1-2 BB	4-3		3	1	0	0	1	1	0
Ken Boswell, L (1, 4) OBP: 0.250, SLG: 0.256		P6			F8		G3 1-2 2-3	HR		4	1	1	1	0	0	2
Wayne Garrett, L (1, 5) OBP: 0.389, SLG: 0.317			G3		HR		FC1-2 1B IBB	G4-3 BB		2	2	1	1	2	0	0
Duffy Dyer, R (1, 2) OBP: 0.365, SLG: 0.592			SH1-4 1B		F7		FC1-2 E 1B 1B 1-2 2-3 3-Hf	G4-3 1-2f		4	1	1	0	0	0	4
Gary Gentry, R (1, 1) OBP: 0.154, SLG: 0.120			SH1-4 1-2		6-3		1B E 1B 1-2 2-H 3-H		P4	2	0	1	2	0	0	0
Tug McGraw, R (7, 1) OBP: 0.250, SLG: 0.143										0	0	0	0	0	0	0
Ed Kranepool, L (9, PH) OBP: 0.301, SLG: 0.360										1	0	0	0	0	0	0
Inning Stats	R: 0 E: 0 K: 2 S: 7 H: 0 LOB: 0 BB: 0 P: 7	R: 0 E: 0 K: 0 S: 3 H: 0 LOB: 0 BB: 0 P: 3	R: 0 E: 0 K: 1 S: 6 H: 1 LOB: 1 BB: 0 P: 6	R: 1 E: 0 K: 1 S: 6 H: 1 LOB: 0 BB: 0 P: 6	R: 1 E: 0 K: 0 S: 4 H: 1 LOB: 0 BB: 0 P: 4	R: 0 E: 0 K: 1 S: 5 H: 0 LOB: 0 BB: 0 P: 5	R: 3 E: 1 K: 1 S: 8 H: 2 LOB: 3 BB: 3 P: 20	R: 2 E: 0 K: 0 S: 4 H: 2 LOB: 0 BB: 1 P: 8	R: 0 E: 0 K: 0 S: 3 H: 0 LOB: 0 BB: 0 P: 3	1B: 3 2B: 0 3B: 0 HR: 4 SF: 0 SAC: 1 DP: 1 HBP: 0						

AB	33
R	7
H	7
RBI	7
BB	4
SO	6
LOB	12

WP: 0 PB: 0 SB: 0 CS: 0 PA: 38

PITCHER		IP	WLS	BF	H	R	ER	SO	BB	IBB	HBP	BLK	WP	HR	S	P	ERA	WHIP
Phil Niekro, R ERA: 3.68	(1, 1)	7.0		30	5	5	4	6	2	1	0	0	0	2	39	51	5.14	1.000
Jim Hardin, R ERA: 2.84	(8, 1)	0.0		1	1	1	1	0	0	0	0	0	0	1	1	1	∞	∞
Cecil Upshaw, R ERA: 3.0	(8, 1)	2.0	W	7	1	1	1	0	1	0	0	0	0	1	6	10	4.50	1.000

PITCHER	IP	WLS	BF	H	R	ER	SO	BB	IBB	HBP	BLK	WP	HR	S	P	ERA	WHIP

Batter	1	2	3	4	5	6	7	8	9	AB	R	H	RBI	BB	SO	LOB
Felix Millan, R (1, 4) OBP: 0.284, SLG: 0.283	4-3		6-3			F2	K			4	0	0	0	0	1	1
Ralph Garr, L (1, 9) (9, 7) OBP: 0.338, SLG: 0.370	K			L4		F8		1B		4	1	1	0	0	1	0
Hank Aaron, R (1, 3) OBP: 0.355, SLG: 0.448	P6			F8		P6		1B E 1-3		4	1	1	0	0	0	0
Rico Carty, R (1, 7) OBP: 0.430, SLG: 0.492		F9		K			4-3	E 1-3 3-H		4	0	1	1	0	1	0
Sonny Jackson, L (8, PR) (9, 8)										0	1	0	0	0	0	0
Darrell Evans, L (1, 5) OBP: 0.420, SLG: 0.515		K			P6		4-0 1B BB	E5 SF 1-H 3-H		3	2	0	0	1	1	0
Earl Williams, R (1, 2) OBP: 0.350, SLG: 0.428		4-0 BB			HR		1B 1-2	5-3		3	2	2	1	1	0	2
Dusty Baker Jr., R (1, 8) (9, 9) OBP: 0.359, SLG: 0.411		K			1-3		1B E 1-2 2-H	SF CS 3-H		3	1	1	2	0	1	1
Marty Perez, R (1, 6) OBP: 0.297, SLG: 0.313			K		1B		E8 1-H 2-H	FC6 1-2		2	0	1	0	0	1	0
Mike Lum, L (7, PH) OBP: 0.323, SLG: 0.337										1	0	1	1	0	0	0
Gil Garrido, R (8, 6) OBP: 0.750, SLG: 0.667										1	0	1	0	0	0	0
Phil Niekro, R (1, 1) OBP: 0.162, SLG: 0.270			F5		6-3		K	FC6 1-2f		2	0	0	0	0	0	1
Orlando Cepeda, R (7, PH) OBP: 0.357, SLG: 0.500										1	0	0	0	0	1	1
Jim Hardin, R (8, 1)										0	0	0	0	0	0	0
Cecil Upshaw, R (8, 1)										1	0	0	0	0	0	1
Inning Stats	R: 0 E: 0 K: 1 S: 5 H: 0 LOB: 0 P: 5	R: 0 E: 0 K: 2 S: 7 H: 0 LOB: 1 BB: 1 P: 11	R: 0 E: 0 K: 1 S: 5 H: 0 LOB: 0 BB: 0 P: 5	R: 0 E: 0 K: 1 S: 5 H: 0 LOB: 0 BB: 0 P: 5	R: 1 E: 0 K: 0 S: 5 H: 2 LOB: 1 BB: 0 P: 5	R: 0 E: 0 K: 0 S: 3 H: 0 LOB: 0 BB: 0 P: 3	R: 3 E: 1 K: 2 S: 10 H: 3 LOB: 1 BB: 1 P: 14	R: 4 E: 2 K: 0 S: 8 H: 4 LOB: 1 BB: 0 P: 8		1B: 8 2B: 0 3B: 0 HR: 1	SF: 1 SAC: 0 DP: 0 HBP: 0					

PITCHER		IP	WLS	BF	H	R	ER	SO	BB	IBB	HBP	BLK	WP	HR	S	P	ERA	WHIP
Gary Gentry, R ERA: 3.45	(1, 1)	6.1		25	4	4	3	5	2	0	0	0	0	1	33	41	4.26	0.947
Tug McGraw, L ERA: 1.5	(7, 1)	1.2	L	11	5	4	1	2	0	0	0	0	0	0	15	15	5.40	3.000

PITCHER	IP	WLS	BF	H	R	ER	SO	BB	IBB	HBP	BLK	WP	HR	S	P	ERA	WHIP

BOTTOM

New York Mets @ Atlanta Braves

Atlanta Stadium, Atlanta, GA

Mon Jun 12 1972, 7:05 PM EDT

Att. 16,349 - Unknown

livebaseballscorecards.com

AB	33
R	8
H	9
RBI	5
BB	2
SO	7
LOB	7

1B: 8	SF: 1	WP: 0	PA: 36
2B: 0	SAC: 0	PB: 0	
3B: 0	DP: 0	SB: 0	
HR: 1	HBP: 0	CS: 1	

Batter	1	2	3	4	5	6	7	8	9	10	AB	R	H	RBI	BB	SO	LOB
Tommie Agee, R (1, 8) OBP: 0.354, SLG: 0.422	0-0 1B		0-0 6-3 ①		0-0 FC5-4 ② 1-2f 2B		0-0 L7 ①		0-3 K ②		5	1	1	0	0	1	1
Ken Boswell, L (1, 4) OBP: 0.255, SLG: 0.294	0-0 F7 ①		0-3 K ②		0-0 1-H 2B		0-0 HR		0-0 P3 ③		5	1	2	2	0	1	1
John Milner, L (1, 7) OBP: 0.347, SLG: 0.516	0-3 K ②		0-0 F8 ③		0-0 4-3 ③		0-0 6-3 ②			0-3 K ①	5	0	0	0	0	2	2
Rusty Staub, L (1, 9) OBP: 0.385, SLG: 0.482	0-0 FC6-4 1-3 1B			0-0 F7 ①		0-0 F8 ①	0-0 G3 ③			0-0 F2 ②	5	0	1	0	0	0	0
Cleon Jones, R (1, 3) OBP: 0.309, SLG: 0.333	0-0 FC6-4 ③ 1-2f			0-0 4-3 ②		0-0 5-3 ②		0-3 K ①		0-0 F3 ③	5	0	0	0	0	1	2
Wayne Garrett, L (1, 5) OBP: 0.414, SLG: 0.326		4-0 BB		0-0 1B		4-0 HR BB		0-0 F2 ②			2	1	1	0	2	0	0
Duffy Dyer, R (1, 2) OBP: 0.375, SLG: 0.635		0-3 K ①		0-0 F7 ③		0-0 1-H HR		4-0 BB			3	1	1	2	1	1	2
Bud Harrelson, S (1, 6) OBP: 0.332, SLG: 0.291		0-3 K ②			0-0 5-3 ①	0-3 K ③		0-0 6-3 ③			4	0	0	0	0	2	2
Tom Seaver, R (1, 1) OBP: 0.212, SLG: 0.323 Ed Kranepool, L (9, PH) OBP: 0.298, SLG: 0.356 Danny Frisella, L (9, 1)		0-3 K ③			4-0 FC5-4 BB		0-0 HR		0-0 5-3 ①		2 1 0	1 0 0	1 0 0	1 0 0	1 0 0	1 0 0	1 0 0
Inning Stats	R: 0 H: 2 E: 0 LOB: 2 K: 1 BB: 0 S: 7 P: 7	R: 0 H: 0 E: 0 LOB: 1 K: 3 BB: 1 S: 9 P: 13	R: 0 H: 0 E: 0 LOB: 0 K: 1 BB: 0 S: 5 P: 5	R: 0 H: 1 E: 0 LOB: 1 K: 0 BB: 0 S: 4 P: 4	R: 1 H: 1 E: 0 LOB: 1 K: 0 BB: 1 S: 4 P: 8	R: 2 H: 1 E: 0 LOB: 0 K: 1 BB: 1 S: 6 P: 10	R: 2 H: 2 E: 0 LOB: 0 K: 0 BB: 0 S: 5 P: 5	R: 0 H: 0 E: 0 LOB: 1 K: 1 BB: 1 S: 5 P: 9	R: 0 H: 0 E: 0 LOB: 0 K: 1 BB: 0 S: 5 P: 5	R: 0 H: 0 E: 0 LOB: 0 K: 1 BB: 0 S: 5 P: 5	1B: 3 SF: 0 2B: 1 SAC: 0 3B: 0 DP: 0 HR: 3 HBP: 0						

PITCHER		IP	WLS	BF	H	R	ER	SO	BB	IBB	HBP	BLK	WP	HR	S	P	ERA	WHIP
Ron Schueler, R ERA: 3.02	(1, 1)	6.1		29	7	5	5	6	3	0	0	0	0	3	38	50	7.11	1.579
Mike McQueen, L ERA: 4.26	(7, 1)	0.2		2	0	0	0	0	0	0	0	0	0	0	2	2	0.00	0.000
Pat Jarvis, R ERA: 5.12	(8, 1)	3.0	W	10	0	0	0	3	1	0	0	0	0	0	15	19	0.00	0.333

PITCHER	IP	WLS	BF	H	R	ER	SO	BB	IBB	HBP	BLK	WP	HR	S	P	ERA	WHIP

TOP

New York Mets @ Atlanta Braves

Atlanta Stadium, Atlanta, GA

Tue Jun 13 1972, 7:05 PM EDT

Att. 16,589 - Unknown

livebaseballscorecards.com

AB	37
R	5
H	7
RBI	5
BB	4
SO	9
LOB	11

Batter	1	2	3	4	5	6	7	8	9	10	AB	R	H	RBI	BB	SO	LOB
Felix Millan, R (1, 4) OBP: 0.282, SLG: 0.295	5-3		F7		HR		G4-6-3 1-2f		6-3		5	1	1	1	0	0	1
Ralph Garr, L (1, 9) OBP: 0.339, SLG: 0.368	E1 1B 1B		BBBB WP S BB		6-3			L7		6-3	4	1	1	0	1	0	0
Hank Aaron, R (1, 3) OBP: 0.356, SLG: 0.465	6-3		6-3 1-3			F9 1B 1B		E8 1B 1B		HR	5	2	2	1	0	0	2
Rico Carty, R (1, 7) OBP: 0.438, SLG: 0.500	2-H 1B			WP 1B		1-2 FC6-4 1B		5-3			4	0	3	1	0	0	1
Darrell Evans, L (1, 5) OBP: 0.417, SLG: 0.507	SSS K			F5 1-2		P5		1B 2-3 3B 1B			4	1	1	0	0	1	4
Earl Williams, R (1, 2) OBP: 0.349, SLG: 0.424		5-3		1-3		F9 2-3		1-2 3B 3-H 1B			4	1	1	1	0	0	3
Dusty Baker Jr., R (1, 8) OBP: 0.356, SLG: 0.422		6-3		F8		FC6-4 1-2f		1-H 2-H CS 3B			4	0	1	2	0	0	3
Marty Perez, R (1, 6) OBP: 0.296, SLG: 0.311		F8			F3		G4-6-3 1B	CS 3-H	6-3		4	0	1	0	0	0	0
Ron Schueler, R (1, 1) OBP: 0.143, SLG: 0.214			SSS K		SSS K		G3		6-3		2	0	0	0	0	2	0
Mike McQueen, L (7, 1) OBP: 0.250, SLG: 0.250											0	0	0	0	0	0	0
Sonny Jackson, L (7, PH)											1	0	0	0	0	0	1
Pat Jarvis, R (8, 1)											1	0	0	0	0	0	0
Inning Stats	R: 1 E: 1 K: 1 S: 7 H: 2 LOB: 1 BB: 0 P: 7	R: 0 E: 0 K: 0 S: 3 H: 0 LOB: 0 BB: 0 P: 3	R: 0 E: 0 K: 1 S: 5 H: 0 LOB: 1 BB: 1 P: 9	R: 0 E: 0 K: 0 S: 4 H: 1 LOB: 1 BB: 0 P: 4	R: 1 E: 0 K: 1 S: 6 H: 1 LOB: 0 BB: 0 P: 6	R: 0 E: 0 K: 0 S: 5 H: 2 LOB: 2 BB: 0 P: 5	R: 0 E: 0 K: 0 S: 3 H: 1 LOB: 0 BB: 0 P: 3	R: 3 E: 1 K: 0 S: 6 H: 3 LOB: 0 BB: 0 P: 6	R: 0 E: 0 K: 0 S: 3 H: 0 LOB: 0 BB: 0 P: 3	R: 1 E: 0 K: 0 S: 2 H: 1 LOB: 0 BB: 0 P: 2	1B: 8 2B: 0 3B: 1 HR: 2 SF: 0 SAC: 0 DP: 1 HBP: 0						

PITCHER		IP	WLS	BF	H	R	ER	SO	BB	IBB	HBP	BLK	WP	HR	S	P	ERA	WHIP
Tom Seaver, R ERA: 3.09	(1, 1)	8.0		34	10	5	2	3	1	0	0	0	2	1	39	43	2.25	1.375
Danny Frisella, R ERA: 1.33	(9, 1)	1.1	L	5	1	1	1	0	0	0	0	0	0	1	5	5	6.75	0.750

PITCHER	IP	WLS	BF	H	R	ER	SO	BB	IBB	HBP	BLK	WP	HR	S	P	ERA	WHIP

New York Mets @ Atlanta Braves

Atlanta Stadium, Atlanta, GA

Tue Jun 13 1972, 7:05 PM EDT

Att. 16,589 - Unknown

BOTTOM

livebaseballscorecards.com

AB	38
R	6
H	11
RBI	6
BB	1
SO	3
LOB	15

WP: 2	PA: 40		
PB: 0			
SB: 1			
CS: 1			

Batter	1	2	3	4	5	6	7	8	9	AB	R	H	RBI	BB	SO	LOB
Willie Mays, R (1, 8) OBP: 0.443, SLG: 0.374	F8 BB SF9 1B	K		1-3 2-H 2B		F7		F9		5	1	2	1	0	1	2
Ken Boswell, L (1, 4) OBP: 0.261, SLG: 0.287	WP 1-2 BB		4-3	K		F8			FC3-6 1B 1B BB	3	1	0	0	2	1	2
John Milner, L (1, 7) OBP: 0.349, SLG: 0.510 Ed Kranepool, L (9, 3) OBP: 0.298, SLG: 0.356	F8 2-3		5-3	K			FC4-6 1B		FC3-6 1-2 1B	5 0	0 0	2 0	0 0	0 0	1 0	4 0
Rusty Staub, L (1, 9) OBP: 0.385, SLG: 0.487	SF9 3-H		WP 2B 1B		2B		FC4-6 1B 1-2f 1B		FC3-6 1B 1-2f 2-3 HR	4	3	2	1	0	0	3
Cleon Jones, R (1, 3) (9, 7) OBP: 0.317, SLG: 0.347	4-3 1-2		1-H 2B		K		1B 1-2 1B		HR 1-2 3-H 1B	5	1	3	2	0	1	2
Wayne Garrett, L (1, 5) OBP: 0.397, SLG: 0.313		F7	4-3		K		1-3 2-H 1B		K	5	0	1	1	0	2	4
Duffy Dyer, R (1, 2) OBP: 0.410, SLG: 0.691		1B BB		CS 1B	IBB		F9		1-H 2-H HR	3	1	2	3	2	0	1
Ted Martinez, R (1, 6) OBP: 0.267, SLG: 0.317		F9		BB 1-2 2B BB	F9			K	4-3	4	1	0	0	1	1	3
Jon Matlack, L (1, 1) OBP: 0.267, SLG: 0.192 Tug McGraw, R (8, 1) OBP: 0.250, SLG: 0.143	1-2 1B			2B 1-2 BB		K		5-3		3 0	0 0	1 0	0 0	1 0	1 0	0 0
Inning Stats	R: 1 H: 1 E: 0 LOB: 1 K: 0 BB: 1 S: 4 P: 8	R: 0 H: 1 E: 0 LOB: 2 K: 1 BB: 1 S: 6 P: 10	R: 1 H: 2 E: 0 LOB: 1 K: 0 BB: 0 S: 5 P: 5	R: 1 H: 2 E: 0 LOB: 2 K: 2 BB: 2 S: 8 P: 16	R: 0 H: 1 E: 0 LOB: 2 K: 2 BB: 1 S: 8 P: 12	R: 0 H: 0 E: 0 LOB: 0 K: 1 BB: 0 S: 5 P: 5	R: 1 H: 3 E: 0 LOB: 1 K: 0 BB: 0 S: 5 P: 5	R: 0 H: 0 E: 0 LOB: 0 K: 1 BB: 0 S: 5 P: 5	R: 4 H: 3 E: 0 LOB: 0 K: 1 BB: 1 S: 8 P: 12	1B: 9 SF: 1 2B: 3 SAC: 0 3B: 0 DP: 0 HR: 1 HBP: 0						

TOP

New York Mets @ Atlanta Braves

Atlanta Stadium, Atlanta, GA

Wed Jun 14 1972, 7:05 PM EDT

Att. 13,043 - Unknown

livebaseballscorecards.com

AB	37
R	8
H	13
RBI	8
BB	6
SO	8
LOB	21

WP: 2 PA: 44
PB: 0
SB: 0
CS: 1

PITCHER		IP	WLS	BF	H	R	ER	SO	BB	IBB	HBP	BLK	WP	HR	S	P	ERA	WHIP
Jim Nash, R ERA: 5.46	(1, 1)	3.1	L	19	6	3	3	1	4	0	0	0	2	0	17	33	8.10	3.000
George Stone, L ERA: 8.15	(4, 1)	3.2		15	4	1	1	5	0	1	0	0	0	0	24	28	2.46	1.091
Cecil Upshaw, R ERA: 4.41	(8, 1)	1.1		7	2	3	3	1	1	0	0	0	0	0	8	12	20.25	2.250
Mike McQueen, L ERA: 4.73	(9, 1)	0.2		3	1	1	1	1	0	0	0	0	0	1	5	5	13.50	1.500

PITCHER	IP	WLS	BF	H	R	ER	SO	BB	IBB	HBP	BLK	WP	HR	S	P	ERA	WHIP

New York Mets @ Atlanta Braves

Atlanta Stadium, Atlanta, GA

Wed Jun 14 1972, 7:05 PM EDT

Att. 13,043 - Unknown

BOTTOM

Batter	1	2	3	4	5	6	7	8	9	AB	R	H	RBI	BB	SO	LOB
Felix Millan, R (1, 4) OBP: 0.276, SLG: 0.288	6-3		5-3		FC4-6 1-2f			F7	FC6-4 1-2f	5	0	0	0	0	0	2
Ralph Garr, L (1, 9) OBP: 0.338, SLG: 0.366	6-3			6-3		5-3		1B 1B 1B		4	1	1	0	0	0	0
Hank Aaron, R (1, 3) OBP: 0.354, SLG: 0.479	6-3			HR		5-3		K		4	1	1	1	0	1	1
Rico Carty, R (1, 7) OBP: 0.440, SLG: 0.500 Sonny Jackson, L (8, PR) (9, 8)		6-3		6-3		1B		1B 1-2 1B		4 0	0 0	2 0	0 0	0 0	0 0	0 0
Earl Williams, R (1, 2) OBP: 0.351, SLG: 0.426		1B		5-3		F7		1-2 2-H 1B		4	0	2	1	0	0	1
Dusty Baker Jr., R (1, 8) OBP: 0.353, SLG: 0.442 (9, 7)		K			HR		6-3	K		4	1	1	1	0	2	3
Darrell Evans, L (1, 5) OBP: 0.413, SLG: 0.500		F7			FC1-6 1B		G3		E3 FC5-4	4	0	1	0	0	0	1
Marty Perez, R (1, 6) OBP: 0.295, SLG: 0.310			F8		P5		FC6-4 1B		FC5-4 FC6-4 1-2f	4	0	1	0	0	0	2
Jim Nash, R (1, 1) OBP: 0.222, SLG: 0.222 George Stone, L (4, 1) Orlando Cepeda, R (7, PH) OBP: 0.352, SLG: 0.493 Cecil Upshaw, R (8, 1) Mike McQueen, L (9, 1) OBP: 0.250, SLG: 0.250 Mike Lum, L (9, PH) OBP: 0.320, SLG: 0.333			6-3		FC1-6 FC4-6 1-2f		FC6-4 1-2f		F8	1 1 1 0 0 1	0 0 0 0 0 0	0 0 0 0 0 0	0 0 0 0 0 0	0 0 0 0 0 0	0 0 0 0 0 0	0 1 1 0 0 1
Inning Stats	R: 0 H: 0 E: 0 LOB: 0 K: 0 BB: 0 S: 3 P: 3	R: 0 H: 1 E: 0 LOB: 1 K: 1 BB: 0 S: 6 P: 6	R: 0 H: 0 E: 0 LOB: 0 K: 0 BB: 0 S: 3 P: 3	R: 1 H: 1 E: 0 LOB: 0 K: 0 BB: 0 S: 4 P: 4	R: 1 H: 2 E: 0 LOB: 1 K: 0 BB: 0 S: 5 P: 5	R: 0 H: 1 E: 0 LOB: 1 K: 0 BB: 0 S: 4 P: 4	R: 0 H: 1 E: 0 LOB: 1 K: 0 BB: 0 S: 4 P: 4	R: 1 H: 3 E: 0 LOB: 2 K: 2 BB: 0 S: 10 P: 10	R: 0 H: 0 E: 1 LOB: 1 K: 0 BB: 0 S: 4 P: 4	1B: 7 SF: 0 2B: 0 SAC: 0 3B: 0 DP: 0 HR: 2 HBP: 0						

livebaseballscorecards.com

	AB	37
	R	3
	H	9
	RBI	3
	BB	0
	SO	3
	LOB	13

PITCHER		IP	WLS	BF	H	R	ER	SO	BB	IBB	HBP	BLK	WP	HR	S	P	ERA	WHIP
Jon Matlack, L ERA: 2.42	(1, 1)	7.2	W	31	8	3	3	2	0	0	0	0	0	2	35	35	3.52	1.043
Tug McGraw, L ERA: 1.45	(8, 1)	1.1	S	6	1	0	0	1	0	0	0	0	0	0	8	8	0.00	0.750

PITCHER	IP	WLS	BF	H	R	ER	SO	BB	IBB	HBP	BLK	WP	HR	S	P	ERA	WHIP

Batter	1	2	3	4	5	6	7	8	9	AB	R	H	RBI	BB	SO	LOB
Willie Mays, R (1, 8) OBP: 0.449, SLG: 0.379	8-3 1B		F9		BB		1-2 3-H 1B		6-3 1-2 3-H	4	0	2	1	1	0	1
Ken Boswell, L (1, 4) OBP: 0.259, SLG: 0.284	8-3 1-2f			BB BB G1-2-3 1B	6-3		4-3		4-3	5	0	1	0	0	0	6
John Milner, L (1, 7) OBP: 0.345, SLG: 0.510 Tug McGraw, R (9, 1) OBP: 0.250, SLG: 0.143	F8			K		F7		F8 2B		4 0	0 0	1 0	0 0	0 0	1 0	1 0
Rusty Staub, L (1, 9) OBP: 0.383, SLG: 0.480		4-3		BB 1-2 BB		4-3		F8 2-3		3	0	0	0	1	0	1
Cleon Jones, R (1, 3) OBP: 0.321, SLG: 0.351 Ed Kranepool, L (4, PH) OBP: 0.299, SLG: 0.350 (4, 3)		FC1-6 1B		1-2 2-3 BB		F6		G4		1 2	0 0	1 0	0 0	0 1	0 0	0 1
Wayne Garrett, L (1, 5) OBP: 0.373, SLG: 0.288		FC1-6 FC5-4 1-2f		G1-2-3 3-Hf			F8	4-3		4	0	0	0	0	0	5
Duffy Dyer, R (1, 2) OBP: 0.415, SLG: 0.678		FC5-4 1-2f			2-3 1B		F8 E 1B 1B		F2	4	1	2	0	0	0	1
Bud Harrelson, S (1, 6) OBP: 0.330, SLG: 0.301			F7		2-3 1-2		E3 1-2 1B		WP 3B	4	1	1	0	0	0	2
Jerry Koosman, R (1, 1) OBP: 0.222, SLG: 0.222 Dave Marshall, L (7, PH) Danny Frisella, L (7, 1) Tommie Agee, R (9, PH) OBP: 0.357, SLG: 0.422 (9, 7)			5-3		F8		F8 2-3		WP IBB	2 1 0 0	0 0 0 0	0 0 0 0	0 0 0 0	0 0 0 1	0 0 0 0	1 2 0 0
Inning Stats	R: 0 H: 1 E: 0 LOB: 0 K: 0 BB: 0 S: 3 P: 3	R: 0 H: 1 E: 0 LOB: 1 K: 0 BB: 0 S: 4 P: 4	R: 0 H: 0 E: 0 LOB: 0 K: 0 BB: 0 S: 3 P: 3	R: 0 H: 1 E: 0 LOB: 2 K: 1 BB: 2 S: 5 P: 13	R: 0 H: 1 E: 0 LOB: 2 K: 0 BB: 1 S: 4 P: 8	R: 0 H: 0 E: 0 LOB: 0 K: 0 BB: 0 S: 3 P: 3	R: 1 H: 2 E: 1 LOB: 2 K: 0 BB: 0 S: 6 P: 6	R: 0 H: 1 E: 0 LOB: 1 K: 0 BB: 0 S: 4 P: 4	R: 1 H: 1 E: 0 LOB: 1 K: 0 BB: 1 S: 4 P: 8	1B: 6 SF: 0 2B: 2 SAC: 0 3B: 1 DP: 2 HR: 0 HBP: 0						

PITCHER	IP	WLS	BF	H	R	ER	SO	BB	IBB	HBP	BLK	WP	HR	S	P	ERA	WHIP
Gary Nolan, R (1, 1) ERA: 2.07	9.0	L	38	8	2	1	1	3	1	0	0	1	0	36	52	1.00	1.222

PITCHER	IP	WLS	BF	H	R	ER	SO	BB	IBB	HBP	BLK	WP	HR	S	P	ERA	WHIP

TOP

New York Mets @ Cincinnati Reds

Riverfront Stadium, Cincinnati, OH

Fri Jun 16 1972, 7:05 PM EDT

Att. 30,709 - Unknown

livebaseballscorecards.com

AB	34
R	2
H	8
RBI	1
BB	4
SO	1
LOB	21

New York Mets @ Cincinnati Reds

Riverfront Stadium, Cincinnati, OH

Fri Jun 16 1972, 7:05 PM EDT

Att. 30,709 - Unknown

BOTTOM

Batter	1	2	3	4	5	6	7	8	9	AB	R	H	RBI	BB	SO	LOB
Pete Rose, S (1, 7) OBP: 0.321, SLG: 0.348	0-0 ① 6-3		4-0 E 1B BB		0-3 ① K		0-0 ③ F7			3	0	0	0	1	1	0
Joe Morgan, L (1, 4) OBP: 0.409, SLG: 0.431	0-0 ② F5		0-0 E2 1-3 1B		4-0 S BB			0-3 ① K		3	0	1	0	1	1	0
Bobby Tolan, L (1, 8) OBP: 0.371, SLG: 0.474	0-0 ③ 4-3		0-0 ② P5		0-3 ② K 1-2			0-3 ② K		4	0	0	0	0	2	3
Johnny Bench, R (1, 2) OBP: 0.384, SLG: 0.615		0-0 ① F3	0-3 ③ K		0-0 ③ 4-3			0-0 ③ 6-3		4	0	0	0	0	1	3
Tony Perez, R (1, 3) OBP: 0.337, SLG: 0.513		0-0 ② F9		0-0 1B 2B		0-3 ① K			0-0 ① 5-3	4	1	1	0	0	1	0
George Foster, R (1, 9) OBP: 0.284, SLG: 0.381		0-0 1B 1B		0-0 CS 1B 2-H 1B		0-0 ② 5-3			0-0 ② F7	4	0	2	1	0	0	0
Denis Menke, R (1, 5) OBP: 0.344, SLG: 0.338		0-0 1-2 1B		0-0 1-2 1B		0-3 ③ K			0-0 ③ F8	4	0	2	0	0	1	0
Dave Concepcion, R (1, 6) OBP: 0.268, SLG: 0.284		0-0 ③ F9		0-3 ① ② K 2-3			0-3 ① K			3	0	0	0	0	2	4
Gary Nolan, R (1, 1) OBP: 0.125, SLG: 0.079			0-3 ① K	0-0 ③ 6-3			0-0 ② 1-3			3	0	0	0	0	1	1
Inning Stats	R: 0 E: 0 K: 0 S: 3 H: 0 LOB: 0 BB: 0 P: 3	R: 0 E: 0 K: 0 S: 5 H: 2 LOB: 2 BB: 0 P: 5	R: 0 E: 1 K: 2 S: 8 H: 1 LOB: 2 BB: 1 P: 12	R: 1 E: 0 K: 1 S: 7 H: 3 LOB: 1 BB: 0 P: 7	R: 0 E: 0 K: 2 S: 7 H: 0 LOB: 1 BB: 1 P: 11	R: 0 E: 0 K: 2 S: 7 H: 0 LOB: 0 BB: 0 P: 7	R: 0 E: 0 K: 1 S: 5 H: 0 LOB: 0 BB: 0 P: 5	R: 0 E: 0 K: 2 S: 7 H: 0 LOB: 0 BB: 0 P: 7	R: 0 E: 0 K: 0 S: 3 H: 0 LOB: 0 BB: 0 P: 3	1B: 5 2B: 1 3B: 0 HR: 0	SF: 0 SAC: 0 DP: 0 HBP: 0						

PITCHER		IP	WLS	BF	H	R	ER	SO	BB	IBB	HBP	BLK	WP	HR	S	P	ERA	WHIP
Jerry Koosman, L ERA: 4.73	(1, 1)	6.0		25	6	1	1	7	2	0	0	0	0	0	37	45	1.50	1.333
Danny Frisella, R ERA: 1.21	(7, 1)	2.0	W	6	0	0	0	3	0	0	0	0	0	0	12	12	0.00	0.000
Tug McGraw, L ERA: 1.42	(9, 1)	1.0	S	3	0	0	0	0	0	0	0	0	0	0	3	3	0.00	0.000

PITCHER	IP	WLS	BF	H	R	ER	SO	BB	IBB	HBP	BLK	WP	HR	S	P	ERA	WHIP

livebaseballscorecards.com

AB	32
R	1
H	6
RBI	1
BB	2
SO	10
LOB	11

1B: 5	SF: 0	WP: 0	PA: 34
2B: 1	SAC: 0	PB: 0	
3B: 0	DP: 0	SB: 1	
HR: 0	HBP: 0	CS: 1	

New York Mets @ Cincinnati Reds

Riverfront Stadium, Cincinnati, OH

Sat Jun 17 1972, 7:05 PM EDT

Att. 51,617 - Unknown

TOP

livebaseballscorecards.com

Batter	1	2	3	4	5	6	7	8	9	AB	R	H	RBI	BB	SO	LOB
Bud Harrelson, S (1, 6) OBP: 0.323, SLG: 0.293	P5		L7		G3		K		K	5	0	0	0	0	2	1
Ken Boswell, L (1, 4) OBP: 0.258, SLG: 0.304	P2		F8			HR	G3		F9	4	1	1	1	0	0	0
Ted Martinez, R (9, PH) OBP: 0.264, SLG: 0.313										1	0	0	0	0	0	1
Tommie Agee, R (1, 8) OBP: 0.350, SLG: 0.414	F8		K			6-3		K		4	0	0	0	0	2	0
Rusty Staub, L (1, 9) OBP: 0.381, SLG: 0.481		K		F7		2B F9		L4		4	0	1	0	0	1	0
John Milner, L (1, 7) OBP: 0.368, SLG: 0.520		1B 2B 5-3		1B		BB		BB 1B		2	1	2	0	2	0	0
Ed Kranepool, L (1, 3) OBP: 0.300, SLG: 0.358		2B 5-3 1-3		P5		F9 2-3		1B 1-3		3	0	1	0	0	0	3
Jim Beauchamp, R (8, PH) OBP: 0.273, SLG: 0.250										1	0	1	0	0	0	0
(8, 3)																
Wayne Garrett, L (1, 5) OBP: 0.386, SLG: 0.283		IBB 5-3		K		BB 1-2		K		1	0	0	0	2	1	1
Jim McAndrew, R (8, 1) OBP: 0.118, SLG: 0.063										0	0	0	0	0	0	0
Duffy Dyer, R (1, 2) OBP: 0.391, SLG: 0.635		5-3 1-2 2-3 3-H			F7	5-3			K	4	0	0	1	0	1	5
Gary Gentry, R (1, 1) OBP: 0.143, SLG: 0.111		P4			6-3		K		1B	2	0	0	0	0	0	2
Ray Sadecki, L (6, 1) OBP: 0.200, SLG: 0.200										0	0	0	0	0	0	0
Jim Fregosi, R (6, 5) OBP: 0.320, SLG: 0.394										2	0	1	0	0	1	0
Willie Mays, R (8, PH) OBP: 0.445, SLG: 0.375										1	0	0	0	0	1	2
Inning Stats	R: 0 E: 0 K: 0 S: 3 H: 0 LOB: 0 BB: 0 P: 3	R: 1 E: 0 K: 1 S: 7 H: 2 LOB: 2 BB: 1 P: 11	R: 0 E: 0 K: 1 S: 5 H: 0 LOB: 0 BB: 0 P: 5	R: 0 E: 0 K: 1 S: 6 H: 1 LOB: 1 BB: 0 P: 6	R: 0 E: 0 K: 0 S: 3 H: 0 LOB: 0 BB: 0 P: 3	R: 1 E: 0 K: 0 S: 5 H: 2 LOB: 3 BB: 2 P: 13	R: 0 E: 0 K: 2 S: 7 H: 0 LOB: 0 BB: 0 P: 7	R: 0 E: 0 K: 2 S: 8 H: 1 LOB: 2 BB: 1 P: 12	R: 0 E: 0 K: 2 S: 8 H: 1 LOB: 1 BB: 0 P: 8	1B: 4 2B: 2 3B: 0 HR: 1 SF: 0 SAC: 0 DP: 0 HBP: 0						

	AB	34
	R	2
	H	7
	RBI	2
	BB	4
	SO	9
	LOB	15

WP: 0 PB: 0 SB: 0 CS: 0 PA: 38

PITCHER		IP	WLS	BF	H	R	ER	SO	BB	IBB	HBP	BLK	WP	HR	S	P	ERA	WHIP
Wayne Simpson, R ERA: 3.91	(1, 1)	5.2	W	25	5	2	2	3	2	1	0	0	0	1	28	40	3.18	1.235
Pedro Borbon, R ERA: 3.05	(6, 1)	0.1		1	0	0	0	0	0	0	0	0	0	0	1	1	0.00	0.000
Tom Hall, L ERA: 2.24	(7, 1)	3.0	S	12	2	0	0	6	1	0	0	0	0	0	23	27	0.00	1.000

PITCHER	IP	WLS	BF	H	R	ER	SO	BB	IBB	HBP	BLK	WP	HR	S	P	ERA	WHIP

New York Mets @ Cincinnati Reds

Riverfront Stadium, Cincinnati, OH

Sat Jun 17 1972, 7:05 PM EDT

Att. 51,617 - Unknown

BOTTOM

Batter	1	2	3	4	5	6	7	8	9	AB	R	H	RBI	BB	SO	LOB
Pete Rose, S (1, 7) OBP: 0.320, SLG: 0.346	4-3		HR, BB, 1B		F8	6-3				4	1	1	0	0	0	0
Joe Morgan, L (1, 4) OBP: 0.407, SLG: 0.424	F8		1-2 HR, BB		E7	G3				3	2	0	0	1	0	-1
Bobby Tolan, L (1, 8) OBP: 0.364, SLG: 0.465	4-1		K		1-3		F8			4	0	0	0	0	1	2
Johnny Bench, R (1, 2) OBP: 0.386, SLG: 0.628		F3	1-H 2-H HR		BB, 1B		6-3			4	1	2	3	0	0	0
Tony Perez, R (1, 3) OBP: 0.347, SLG: 0.541		HR	5-3		1-2 BB		2B			3	1	2	1	1	0	0
Joe Hague, L (1, 9) OBP: 0.387, SLG: 0.496		P4		P5	L1		K			3	0	0	0	0	0	2
Cesar Geronimo, L (6, 9) OBP: 0.308, SLG: 0.386										1	0	0	0	0	1	1
Denis Menke, R (1, 5) OBP: 0.354, SLG: 0.363		HR		1-3		2B, 1B, BB		8-3, BB		2	2	1	1	2	0	0
Dave Concepcion, R (1, 6) OBP: 0.273, SLG: 0.291		6-3		BB		1-3 1B, 2B		1-2f 8-3		3	1	1	0	1	0	1
Wayne Simpson, R (1, 1) OBP: 0.056, SLG: 0.056			K	K		2-H 3-H 1B		L1		2	0	0	0	0	2	1
Pedro Borbon, R (6, 1)										0	0	0	0	0	0	0
Ted Uhlaender, L (6, PH) OBP: 0.270, SLG: 0.200										0	0	0	0	0	0	0
Julian Javier, R (6, PH) OBP: 0.311, SLG: 0.400										1	0	1	2	0	0	0
Tom Hall, L (7, 1)										1	0	0	0	0	0	0
Inning Stats	R: 0 E: 0 K: 0 S: 3 H: 0 LOB: 0 BB: 0 P: 3	R: 2 E: 0 K: 0 S: 5 H: 2 LOB: 0 BB: 0 P: 5	R: 3 E: 0 K: 2 S: 9 H: 2 LOB: 0 BB: 1 P: 13	R: 0 E: 0 K: 1 S: 5 H: 0 LOB: 1 BB: 1 P: 9	R: 1 E: 1 K: 0 S: 5 H: 1 LOB: 2 BB: 1 P: 9	R: 2 E: 0 K: 0 S: 4 H: 2 LOB: 0 BB: 1 P: 8	R: 0 E: 0 K: 1 S: 6 H: 1 LOB: 1 BB: 0 P: 6	R: 0 E: 0 K: 0 S: 2 H: 0 LOB: 0 BB: 1 P: 6		1B: 3 2B: 3 3B: 0 HR: 3	SF: 0 SAC: 0 DP: 1 HBP: 0						

livebaseballscorecards.com

AB	31
R	8
H	8
RBI	7
BB	5
SO	4
LOB	6

PITCHER		IP	WLS	BF	H	R	ER	SO	BB	IBB	HBP	BLK	WP	HR	S	P	ERA	WHIP
Gary Gentry, R ERA: 4.0	(1, 1)	5.0	L	26	6	8	7	3	4	0	0	0	0	3	28	44	12.60	2.000
Ray Sadecki, L ERA: 4.15	(6, 1)	2.0		7	2	0	0	1	0	0	0	0	0	0	9	9	0.00	1.000
Jim McAndrew, R ERA: 2.48	(8, 1)	1.0		3	0	0	0	0	1	0	0	0	0	0	2	6	0.00	1.000

PITCHER	IP	WLS	BF	H	R	ER	SO	BB	IBB	HBP	BLK	WP	HR	S	P	ERA	WHIP

Batter	1	2	3	4	5	6	7	8	9	AB	R	H	RBI	BB	SO	LOB
Willie Mays, R (1, 8) OBP: 0.439, SLG: 0.370	F9		P3		G6-4-3, 1B		5-3			4	0	1	0	0	0	0
Ted Martinez, R (1, 4) OBP: 0.253, SLG: 0.299	F8		4-3		P4		1-3			4	0	0	0	0	0	1
Tommie Agee, R (1, 7), (6, 9) OBP: 0.348, SLG: 0.407	BBBB, FC4-6, BB			5-3	G6-4-3, 1-2f			4-3		3	0	0	0	1	0	1
Rusty Staub, L (1, 9) John Milner, L (6, PH), (6, 7) OBP: 0.371, SLG: 0.515	FC4-6, 1-2f			F7		BBBB, BB		G3		2 1	0 0	0 0	0 0	0 1	0 0	1 0
Jim Fregosi, R (1, 5) OBP: 0.319, SLG: 0.391 Wayne Garrett, L (8, 5) OBP: 0.386, SLG: 0.283		SSS, K		1B, 2B, 1B		P7		6-3		4 0	1 0	1 0	0 0	0 0	1 0	1 0
Jim Beauchamp, R (1, 3) OBP: 0.278, SLG: 0.257 Ed Kranepool, L (8, 3) OBP: 0.298, SLG: 0.355		F8		2B, 1-2, 1B		P9			4-3	3 1	0 0	1 0	0 0	0 0	0 0	1 0
Duffy Dyer, R (1, 2) OBP: 0.397, SLG: 0.657		2B		2B, 1-3, 2-H		F8			SSS, K	4	0	2	1	0	1	1
Bud Harrelson, S (1, 6) OBP: 0.322, SLG: 0.289		F7		IBB			F7		SSS, K	3	0	0	0	1	1	1
Tom Seaver, R (1, 1) OBP: 0.222, SLG: 0.412			F3	P4			HR			3	1	1	1	0	0	3
Inning Stats	R: 0 E: 0 K: 0 S: 3 H: 0 LOB: 1 BB: 1 P: 7	R: 0 E: 0 K: 1 S: 6 H: 1 LOB: 1 BB: 0 P: 6	R: 0 E: 0 K: 0 S: 3 H: 0 LOB: 0 BB: 0 P: 3	R: 1 E: 0 K: 0 S: 6 H: 3 LOB: 3 BB: 1 P: 10	R: 0 E: 0 K: 0 S: 3 H: 1 LOB: 0 BB: 0 P: 3	R: 0 E: 0 K: 0 S: 3 H: 0 LOB: 1 BB: 1 P: 7	R: 1 E: 0 K: 0 S: 4 H: 1 LOB: 0 BB: 0 P: 4	R: 0 E: 0 K: 0 S: 3 H: 0 LOB: 0 BB: 0 P: 3	R: 0 E: 0 K: 2 S: 7 H: 0 LOB: 0 BB: 0 P: 7	1B: 3 2B: 2 3B: 0 HR: 1 SF: 0 SAC: 0 DP: 1 HBP: 0							

TOP

New York Mets @ Cincinnati Reds

Riverfront Stadium, Cincinnati, OH

Sun Jun 18 1972, 3:33 AM EDT

Att. 33,134 - Unknown

livebaseballscorecards.com

AB	32
R	2
H	6
RBI	2
BB	3
SO	3
LOB	10

WP: 0 PB: 0 SB: 0 CS: 0 PA: 35

PITCHER		IP	WLS	BF	H	R	ER	SO	BB	IBB	HBP	BLK	WP	HR	S	P	ERA	WHIP
Ross Grimsley, L ERA: 2.45	(1, 1)	7.0	L	29	6	2	2	1	2	1	0	0	0	1	28	40	2.57	1.143
Pedro Borbon, R ERA: 2.91	(8, 1)	2.0		6	0	0	0	2	0	0	0	0	0	0	10	10	0.00	0.000

PITCHER		IP	WLS	BF	H	R	ER	SO	BB	IBB	HBP	BLK	WP	HR	S	P	ERA	WHIP

New York Mets @ Cincinnati Reds

Riverfront Stadium, Cincinnati, OH

Sun Jun 18 1972, 3:33 AM EDT

Att. 33,134 - Unknown

BOTTOM

Batter	1	2	3	4	5	6	7	8	9	AB	R	H	RBI	BB	SO	LOB
Pete Rose, S (1, 7) OBP: 0.323, SLG: 0.346	BBBB 4-0 FC6-4 1B BB	x 0-0 ③ F8			x 0-0 1B		x 0-0 ③ F8			3	1	1	0	1	0	3
Joe Morgan, L (1, 4) OBP: 0.408, SLG: 0.420	BBBB 4-0 1-2 FC6-4 BB		BBBB 4-0 CS BB		x 0-0 ③ F7			x 0-0 ① F9		2	0	0	0	2	0	1
Bobby Tolan, L (1, 8) OBP: 0.358, SLG: 0.456	x 0-0 ① FC6-4 1B 1-2f 2-3		x 0-0 ①② L5 1-2			SSS 0-3 ① K		x 0-0 ② F7		4	0	0	0	0	1	3
Johnny Bench, R (1, 2) OBP: 0.380, SLG: 0.615	SSS 0-3 ② K		x 0-0 ③ 5-3			SSS 0-3 ② K		SSS 0-3 ③ K		4	0	0	0	0	3	2
Tony Perez, R (1, 3) OBP: 0.344, SLG: 0.534	x 0-0 1-2 3-H 1B			SSS 0-3 ① K		x 0-0 ③ F9			x 0-0 ① P9	4	0	1	1	0	1	0
Joe Hague, L (1, 9) OBP: 0.386, SLG: 0.492	SSS 0-3 ③ K			x 0-0 ② F7			x 0-0 BB 1B		x 0-0 ② P3	3	0	1	0	0	1	2
Cesar Geronimo, L (7, PR) (8, 9) OBP: 0.308, SLG: 0.386										0	0	0	0	0	0	0
Hal McRae, R (9, PH) OBP: 0.268, SLG: 0.486										1	0	0	0	0	0	0
Denis Menke, R (1, 5) OBP: 0.345, SLG: 0.353		x 0-0 ① 6-3		x 0-0 ③ F7			x 0-0 ① P5		x 0-0 ③ 6-3	4	0	0	0	0	0	1
Dave Concepcion, R (1, 6) OBP: 0.284, SLG: 0.298		x 0-0 SH5-4 1B			x 0-0 F2-3-4 1B		BBBB 4-0 1-2 BB			2	0	2	0	1	0	0
Ross Grimsley, L (1, 1) OBP: 0.133, SLG: 0.071		x 0-0 ② SH5-4 1-2			x 0-0 ①② F2-3-4 1-2		SSS 0-3 ② K			1	0	0	0	0	0	1
Ted Uhlaender, L (7, PH) OBP: 0.267, SLG: 0.197										1	0	0	0	0	1	2
Pedro Borbon, R (8, 1)										0	0	0	0	0	0	0
Inning Stats	R: 1 H: 1 E: 0 LOB: 2 K: 2 BB: 2 S: 8 P: 16	R: 0 H: 1 E: 0 LOB: 1 K: 0 BB: 0 S: 4 P: 4	R: 0 H: 0 E: 0 LOB: 0 K: 0 BB: 1 S: 2 P: 6	R: 0 H: 0 E: 0 LOB: 0 K: 1 BB: 0 S: 5 P: 5	R: 0 H: 2 E: 0 LOB: 1 K: 0 BB: 0 S: 4 P: 4	R: 0 H: 0 E: 0 LOB: 0 K: 2 BB: 0 S: 7 P: 7	R: 0 H: 1 E: 0 LOB: 2 K: 1 BB: 1 S: 6 P: 10	R: 0 H: 0 E: 0 LOB: 0 K: 1 BB: 0 S: 5 P: 5	R: 0 H: 0 E: 0 LOB: 0 K: 0 BB: 0 S: 3 P: 3	1B: 5 SF: 0 2B: 1 SAC: 1 3B: 0 DP: 1 HR: 0 HBP: 0							

livebaseballscorecards.com

AB	29
R	1
H	5
RBI	1
BB	4
SO	7
LOB	15

WP: 0 PA: 34
PB: 0
SB: 0
CS: 1

PITCHER	IP	WLS	BF	H	R	ER	SO	BB	IBB	HBP	BLK	WP	HR	S	P	ERA	WHIP
Tom Seaver, R (1, 1) ERA: 2.9	9.0	W	34	5	1	1	7	4	0	0	0	0	0	44	60	1.00	1.000
PITCHER	IP	WLS	BF	H	R	ER	SO	BB	IBB	HBP	BLK	WP	HR	S	P	ERA	WHIP

Batter	1	2	3	4	5	6	7	8	9	AB	R	H	RBI	BB	SO	LOB
Willie Mays, R (1, 8) OBP: 0.441, SLG: 0.363	4-3			FC4-6 BB		K			BB	2	0	0	0	2	1	0
Ken Boswell, L (1, 4) OBP: 0.257, SLG: 0.302	K			FC4-6 1-2f			4-3		F8	1	0	0	0	0	1	0
Wayne Garrett, L (3, 4) OBP: 0.370, SLG: 0.268										3	0	0	0	0	0	2
Tommie Agee, R (1, 9) OBP: 0.344, SLG: 0.401	6-3			F8			5-3			3	0	0	0	0	0	1
John Milner, L (1, 7) OBP: 0.361, SLG: 0.500		4-3		6-3			3-1			3	0	0	0	0	0	1
Ed Kranepool, L (1, 3) OBP: 0.290, SLG: 0.345		4-3			1-3			F7		3	0	0	0	0	0	0
Jim Fregosi, R (1, 5) OBP: 0.314, SLG: 0.384		5-3			6-3			K		3	0	0	0	0	1	0
Duffy Dyer, R (1, 2) OBP: 0.395, SLG: 0.643			G6-4-3 1B		5-3			5-3		3	0	1	0	0	0	0
Bud Harrelson, S (1, 6) OBP: 0.318, SLG: 0.284			G6-4-3 1-2f			F9			3-1	3	0	0	0	0	0	1
Jon Matlack, L (1, 1) OBP: 0.250, SLG: 0.179			6-3			G3			4-3	2	0	0	0	0	0	0
Danny Frisella, L (7, 1)										0	0	0	0	0	0	0
Dave Marshall, L (9, PH)										1	0	0	0	0	0	0
Inning Stats	R: 0 E: 0 K: 1 S: 5 H: 0 LOB: 0 BB: 0 P: 5	R: 0 E: 0 K: 0 S: 3 H: 0 LOB: 0 BB: 0 P: 3	R: 0 E: 0 K: 0 S: 3 H: 1 LOB: 0 BB: 0 P: 3	R: 0 E: 0 K: 0 S: 3 H: 0 LOB: 1 BB: 1 P: 7	R: 0 E: 0 K: 0 S: 3 H: 0 LOB: 0 BB: 0 P: 3	R: 0 E: 0 K: 1 S: 5 H: 0 LOB: 0 BB: 0 P: 5	R: 0 E: 0 K: 0 S: 3 H: 0 LOB: 0 BB: 0 P: 3	R: 0 E: 0 K: 1 S: 5 H: 0 LOB: 0 BB: 0 P: 5	R: 0 E: 0 K: 0 S: 3 H: 0 LOB: 1 BB: 1 P: 7	1B: 1 2B: 0 3B: 0 HR: 0 SF: 0 SAC: 0 DP: 1 HBP: 0						

PITCHER	IP	WLS	BF	H	R	ER	SO	BB	IBB	HBP	BLK	WP	HR	S	P	ERA	WHIP
Larry Dierker, R (1, 1) ERA: 2.96	9.0	W	29	1	0	0	3	2	0	0	0	0	0	33	41	0.00	0.333

PITCHER	IP	WLS	BF	H	R	ER	SO	BB	IBB	HBP	BLK	WP	HR	S	P	ERA	WHIP

TOP

New York Mets @ Houston Astros

Astrodome, Houston, TX

Mon Jun 19 1972, 8:05 PM EDT

Att. 22,228 - Dome

livebaseballscorecards.com

AB	27
R	0
H	1
RBI	0
BB	2
SO	3
LOB	5

PA: 29

WP: 0
PB: 0
SB: 0
CS: 0

Batter	1	2	3	4	5	6	7	8	9	AB	R	H	RBI	BB	SO	LOB
Roger Metzger, S (1, 6) OBP: 0.276, SLG: 0.233	K		E 1B		5-3	F2		6-3 1B BB		4	1	1	0	1	1	2
Cesar Cedeno, R (1, 8) OBP: 0.412, SLG: 0.530	S BB		E4 1-3		P8		WP 1B 2B	6-3 1-2		4	1	1	0	1	0	2
Jimmy Wynn, R (1, 9) OBP: 0.389, SLG: 0.505	K 1-2		K		2B BB		1B 1B BB 2-3	FC6-4 1B IBB		2	1	0	0	3	2	3
Lee May, R (1, 3) OBP: 0.357, SLG: 0.512	4-3		K		1-3 2B		1B BB 1B 1-3 3-H	1-2 2-H FC6-4 1B		5	0	3	2	0	1	3
Bob Watson, R (1, 7) OBP: 0.377, SLG: 0.502		6-3		1B BB	F8		1B BB 1B 1-2	1-2f 2-3 FC6-4 FC6-4		3	0	0	0	2	0	4
Doug Rader, R (1, 5) OBP: 0.298, SLG: 0.427		K	P8			L7	K	FC6-4 1-2f		5	0	0	0	0	2	6
Tommy Helms, R (1, 4) OBP: 0.278, SLG: 0.314		FC4-6 1B	1-3 1B			2B 1B	1-2 2-3 3-H 1B			4	0	4	1	0	0	0
Larry Howard, R (1, 2) OBP: 0.324, SLG: 0.394		FC4-6 1-2f	P1			1B 1-H 2B	K			4	0	1	0	0	1	6
Larry Dierker, R (1, 1) OBP: 0.206, SLG: 0.182			1-3	K		2-3 1B	6-3			4	0	1	0	0	1	5
Inning Stats	R: 0 E: 0 K: 2 S: 7 H: 0 LOB: 1 BB: 1 P: 11	R: 0 E: 0 K: 1 S: 6 H: 1 LOB: 1 BB: 0 P: 6	R: 0 E: 1 K: 2 S: 9 H: 1 LOB: 2 BB: 0 P: 9	R: 0 E: 0 K: 1 S: 6 H: 1 LOB: 2 BB: 1 P: 10	R: 0 E: 0 K: 0 S: 4 H: 1 LOB: 2 BB: 1 P: 8	R: 0 E: 0 K: 0 S: 5 H: 3 LOB: 2 BB: 0 P: 5	R: 2 E: 0 K: 2 S: 10 H: 3 LOB: 3 BB: 2 P: 18	R: 1 E: 0 K: 0 S: 4 H: 1 LOB: 2 BB: 2 P: 12		1B: 8 2B: 3 3B: 0 HR: 0 SF: 0 SAC: 0 DP: 0 HBP: 0						

PITCHER		IP	WLS	BF	H	R	ER	SO	BB	IBB	HBP	BLK	WP	HR	S	P	ERA	WHIP
Jon Matlack, L ERA: 2.46	(1, 1)	6.0	L	31	9	2	2	6	4	0	0	0	1	0	39	55	3.00	2.167
Danny Frisella, R ERA: 1.48	(7, 1)	2.0		11	2	1	1	2	2	1	0	0	0	0	12	24	4.50	2.000

PITCHER	IP	WLS	BF	H	R	ER	SO	BB	IBB	HBP	BLK	WP	HR	S	P	ERA	WHIP

BOTTOM

New York Mets @ Houston Astros

Astrodome, Houston, TX

Mon Jun 19 1972, 8:05 PM EDT

Att. 22,228 - Dome

livebaseballscorecards.com

AB	35
R	3
H	11
RBI	3
BB	7
SO	8
LOB	31

New York Mets @ Houston Astros

Astrodome, Houston, TX

Tue Jun 20 1972, 8:05 PM EDT

Att. 26,394 - Dome

TOP

livebaseballscorecards.com

Batter	1	2	3	4	5	6	7	8	9	AB	R	H	RBI	BB	SO	LOB
Tommie Agee, R (1, 8) OBP: 0.338, SLG: 0.395	F9		6-3		K		SF8 3-H			3	0	0	1	0	1	0
Ken Boswell, L (1, 4) OBP: 0.256, SLG: 0.296	BB (E, 1B)		F8			4-3	4-1			3	0	0	0	1	0	1
Dave Marshall, L (1, 9) OBP: 0.105, SLG: 0.056	E8 1-3			G3		K		K		4	0	1	0	0	2	0
John Milner, L (1, 7) OBP: 0.358, SLG: 0.518	K			HR		K		4-3		4	1	1	1	0	2	2
Ed Kranepool, L (1, 3) OBP: 0.289, SLG: 0.368	F5			K			HR	F7		4	1	1	1	0	1	2
Jim Fregosi, R (1, 5) OBP: 0.318, SLG: 0.386		F9		FC6-4 1B			1B 1B 4-3 1B		6-3	4	1	2	0	0	0	0
Duffy Dyer, R (1, 2) OBP: 0.388, SLG: 0.622		F9		FC6-4 1-2f			4-3 1B SF8 1-2 1B		K	4	1	1	0	0	1	1
Bud Harrelson, S (1, 6) OBP: 0.315, SLG: 0.282		P5			P4		4-3 1-2 2-3 1B		F8	2	0	0	0	0	0	0
Ted Martinez, R (6, 6) OBP: 0.258, SLG: 0.303										2	0	1	0	0	0	0
Jim McAndrew, R (1, 1) OBP: 0.105, SLG: 0.056			G3		6-3		4-3 1-2 2-3 3-H			2	0	0	0	0	0	0
Buzz Capra, R (5, 1) OBP: 0.400, SLG: 0.250										0	0	0	0	0	0	0
Wayne Garrett, L (7, PH) OBP: 0.365, SLG: 0.263										1	0	0	1	0	0	2
Chuck Taylor, R (7, 1)										0	0	0	0	0	0	0

	AB	33
	R	4
	H	7
	RBI	4
	BB	1
	SO	7
	LOB	8

Inning Stats	1	2	3	4	5	6	7	8	9
	R: 0 H: 1 E: 1 LOB: 2 K: 1 BB: 1 S: 6 P: 10	R: 0 H: 0 E: 0 LOB: 0 K: 0 BB: 0 S: 3 P: 3	R: 0 H: 0 E: 0 LOB: 0 K: 0 BB: 0 S: 3 P: 3	R: 1 H: 2 E: 0 LOB: 1 K: 1 BB: 0 S: 7 P: 7	R: 0 H: 0 E: 0 LOB: 0 K: 1 BB: 0 S: 5 P: 5	R: 0 H: 0 E: 0 LOB: 0 K: 2 BB: 0 S: 7 P: 7	R: 3 H: 4 E: 0 LOB: 1 K: 0 BB: 0 S: 7 P: 7	R: 0 H: 0 E: 0 LOB: 0 K: 1 BB: 0 S: 5 P: 5	R: 0 H: 0 E: 0 LOB: 0 K: 1 BB: 0 S: 5 P: 5

	1B: 5	SF: 1	WP: 0	PA: 35
	2B: 0	SAC: 0	PB: 0	
	3B: 0	DP: 0	SB: 0	
	HR: 2	HBP: 0	CS: 0	

PITCHER		IP	WLS	BF	H	R	ER	SO	BB	IBB	HBP	BLK	WP	HR	S	P	ERA	WHIP
Ken Forsch, R ERA: 3.4	(1, 1)	6.0	W	26	7	4	4	5	1	0	0	0	0	2	35	39	6.00	1.333
Jim Ray, R ERA: 4.63	(7, 1)	3.0	S	9	0	0	0	2	0	0	0	0	0	0	13	13	0.00	0.000

PITCHER		IP	WLS	BF	H	R	ER	SO	BB	IBB	HBP	BLK	WP	HR	S	P	ERA	WHIP

Batter	1	2	3	4	5	6	7	8	9	AB	R	H	RBI	BB	SO	LOB
Roger Metzger, S (1, 6) OBP: 0.282, SLG: 0.241	F8		BB, 1B 1-2 2-3 1B	G4-3 2-3 1B	1-2 2-H 1B		4-3			5	1	3	1	0	0	1
Cesar Cedeno, R (1, 8) OBP: 0.403, SLG: 0.519	P4		SF8 3-H	G4-3 1-2f	F5			5-3		4	0	0	1	0	0	4
Jimmy Wynn, R (1, 9) OBP: 0.394, SLG: 0.503	K		1B, 1B 1-2 2-3 BB		HR 1B	F7		FC6-4 BB		3	1	1	0	2	1	0
Lee May, R (1, 3) OBP: 0.357, SLG: 0.523		K	K		1-H HR	E8 1B		F8		5	1	2	2	0	2	4
Bob Watson, R (1, 7) OBP: 0.378, SLG: 0.505		2B	1B 1-2 2-H 3-H 1B		P8	K		FC6-4 1-2f		5	0	2	2	0	1	2
Doug Rader, R (1, 5) OBP: 0.301, SLG: 0.426		K	1-2 2-3 1B		2B BB	K				3	1	1	0	1	2	2
Tommy Helms, R (1, 4) OBP: 0.283, SLG: 0.324		F7	F7		1-H 1B 2B		FC4-6 1B			4	1	2	1	0	0	4
Larry Howard, R (1, 2) OBP: 0.366, SLG: 0.417			1B, SH SF8 1B	1B, SH3-4 1B	1B IBB		FC4-6 1-2f SH3			3	1	2	0	1	0	1
Ken Forsch, R (1, 1) OBP: 0.125, SLG: 0.087			SH BB, 1B 1-2 1B	SH3-4 1-2	K		SH3 1-2			1	1	0	0	0	1	2
Jim Ray, R (7, 1) OBP: 0.200, SLG: 0.200										0	0	0	0	0	0	0
Inning Stats	R: 0 E: 0 K: 1 S: 5 H: 0 LOB: 0 BB: 0 P: 5	R: 0 E: 0 K: 2 S: 8 H: 1 LOB: 1 BB: 0 P: 8	R: 3 E: 0 K: 1 S: 10 H: 4 LOB: 3 BB: 1 P: 14	R: 0 E: 0 K: 0 S: 4 H: 2 LOB: 1 BB: 0 P: 4	R: 4 E: 0 K: 1 S: 9 H: 4 LOB: 2 BB: 2 P: 17	R: 0 E: 1 K: 2 S: 8 H: 1 LOB: 1 BB: 0 P: 8	R: 0 E: 0 K: 0 S: 4 H: 1 LOB: 1 BB: 0 P: 4	R: 0 E: 0 K: 0 S: 3 H: 0 LOB: 1 BB: 1 P: 7		1B: 10 2B: 2 3B: 0 HR: 1 SF: 1 SAC: 3 DP: 1 HBP: 0				WP: 0 PB: 0 SB: 0 CS: 0 PA: 41		

PITCHER		IP	WLS	BF	H	R	ER	SO	BB	IBB	HBP	BLK	WP	HR	S	P	ERA	WHIP
Jim McAndrew, R ERA: 3.09	(1, 1)	4.0	L	22	9	5	5	4	1	0	0	0	0	1	29	33	11.25	2.500
Buzz Capra, R ERA: 4.5	(5, 1)	2.0		11	3	2	2	3	1	1	0	0	0	0	15	23	9.00	2.000
Chuck Taylor, R ERA: 5.2	(7, 1)	2.0		8	1	0	0	0	1	0	0	0	0	0	7	11	0.00	1.000

PITCHER	IP	WLS	BF	H	R	ER	SO	BB	IBB	HBP	BLK	WP	HR	S	P	ERA	WHIP

BOTTOM

New York Mets @ Houston Astros

Astrodome, Houston, TX

Tue Jun 20 1972, 8:05 PM EDT

Att. 26,394 - Dome

livebaseballscorecards.com

AB	33
R	7
H	13
RBI	7
BB	4
SO	7
LOB	20

Batter	1	2	3	4	5	6	7	8	9	AB	R	H	RBI	BB	SO	LOB
Tommie Agee, R (1, 8) (8, 7) OBP: 0.336, SLG: 0.397	F9		4-3		6-3			E 1B 2B		4	1	1	0	0	0	2
Ken Boswell, L (1, 4) OBP: 0.256, SLG: 0.295	G3			K		P6		E 1B 1B 2-3		4	1	1	0	0	1	0
Ted Martinez, R (8, 4) OBP: 0.258, SLG: 0.303										0	0	0	0	0	0	0
Dave Marshall, L (1, 9) OBP: 0.130, SLG: 0.227	F6			F7		HR		E4 1B CS 1-2 3-H		4	1	1	2	0	0	1
John Milner, L (1, 7) OBP: 0.354, SLG: 0.509		K		L7		F7		1-3 2-H 1B		4	0	1	1	0	1	0
Tug McGraw, R (8, 1) OBP: 0.250, SLG: 0.143										0	0	0	0	0	0	0
Duffy Dyer, R (1, 2) OBP: 0.381, SLG: 0.615		K			3B 2B	F8		K		4	1	1	0	0	2	2
Jim Fregosi, R (1, 5) OBP: 0.321, SLG: 0.397		F7			1B 3B 2-H		K	CS 3-H	CS BB	3	1	1	1	1	1	0
Ed Kranepool, L (1, 3) OBP: 0.280, SLG: 0.356			F8		F7		K		4-3 1-2	4	0	0	0	0	1	2
Bud Harrelson, S (1, 6) OBP: 0.318, SLG: 0.282			SH1-4 BB		SH1-4 1B 3-H		K		K	3	0	1	1	1	2	0
Jerry Koosman, R (1, 1) OBP: 0.222, SLG: 0.222								F5		0	0	0	0	0	0	0
Wayne Garrett, L (8, PH) OBP: 0.360, SLG: 0.259										1	0	0	0	0	0	0
Willie Mays, R (8, 8) OBP: 0.441, SLG: 0.363										0	0	0	0	0	0	0
Inning Stats	R: 0 E: 0 K: 0 S: 3 H: 0 LOB: 0 BB: 0 P: 3	R: 0 E: 0 K: 2 S: 7 H: 0 LOB: 0 BB: 0 P: 7	R: 0 E: 0 K: 0 S: 3 H: 0 LOB: 1 BB: 1 P: 7	R: 0 E: 0 K: 1 S: 5 H: 0 LOB: 0 BB: 0 P: 5	R: 2 E: 0 K: 0 S: 6 H: 3 LOB: 1 BB: 0 P: 6	R: 1 E: 0 K: 0 S: 4 H: 1 LOB: 0 BB: 0 P: 4	R: 0 E: 0 K: 3 S: 9 H: 0 LOB: 0 BB: 0 P: 9	R: 2 E: 1 K: 1 S: 8 H: 3 LOB: 1 BB: 0 P: 8	R: 0 E: 0 K: 1 S: 4 H: 0 LOB: 0 BB: 1 P: 8	1B: 3 2B: 2 3B: 1 HR: 1	SF: 0 SAC: 2 DP: 0 HBP: 0						

TOP

New York Mets @ Houston Astros

Astrodome, Houston, TX

Wed Jun 21 1972, 8:05 PM EDT

Att. 25,473 - Dome

livebaseballscorecards.com

AB	31
R	5
H	7
RBI	5
BB	2
SO	8
LOB	7

WP: 0 PB: 0 SB: 0 CS: 2 PA: 36

PITCHER		IP	WLS	BF	H	R	ER	SO	BB	IBB	HBP	BLK	WP	HR	S	P	ERA	WHIP
Tom Griffin, R ERA: 1.42	(1, 1)	7.1	L	31	7	5	4	6	1	0	0	0	0	1	42	46	4.91	1.091
Fred Gladding, R ERA: 2.87	(8, 1)	1.2		4	0	0	0	2	1	0	0	0	0	0	7	11	0.00	0.600

PITCHER	IP	WLS	BF	H	R	ER	SO	BB	IBB	HBP	BLK	WP	HR	S	P	ERA	WHIP

New York Mets @ Houston Astros

Astrodome, Houston, TX

Wed Jun 21 1972, 8:05 PM EDT

Att. 25,473 - Dome

BOTTOM

livebaseballscorecards.com

Batter	1	2	3	4	5	6	7	8	9	AB	R	H	RBI	BB	SO	LOB
Roger Metzger, S (1, 6) OBP: 0.278, SLG: 0.237	K		1-3		K		4-3			4	0	0	0	0	2	1
Cesar Cedeno, R (1, 8) OBP: 0.397, SLG: 0.510	6-3		5-3			F9		L4		4	0	0	0	0	0	0
Jimmy Wynn, R (1, 9) OBP: 0.396, SLG: 0.500	E6 S			F7		S BB 2B BB		1B		3	1	1	0	1	0	0
Lee May, R (1, 3) OBP: 0.356, SLG: 0.516	K 1-2			F9		1-2 2B BB		K		3	1	0	0	1	2	2
Bob Watson, R (1, 7) OBP: 0.379, SLG: 0.509		S 1B		F9		1-H 2-H 2B		K		4	0	2	2	0	1	1
Doug Rader, R (1, 5) OBP: 0.300, SLG: 0.436		F9 1-2			F9	K			HR	4	1	1	1	0	1	2
Tommy Helms, R (1, 4) OBP: 0.277, SLG: 0.317		K			K	F9		F9		4	0	0	0	0	2	2
Larry Howard, R (1, 2) OBP: 0.356, SLG: 0.425		6-3			2B		K	K		4	1	1	0	0	2	1
Tom Griffin, R (1, 1) OBP: 0.273, SLG: 0.636			K		WP 2-H 2B		K	K		3	0	1	1	0	2	0
Fred Gladding, L (8, 1)										0	0	0	0	0	0	0
Jesus Alou, R (9, PH) OBP: 0.368, SLG: 0.314										1	0	0	0	0	1	0
Inning Stats	R: 0 E: 1 K: 2 S: 8 H: 0 LOB: 1 BB: 0 P: 8	R: 0 E: 0 K: 1 S: 6 H: 1 LOB: 1 BB: 0 P: 6	R: 0 E: 0 K: 1 S: 5 H: 0 LOB: 0 BB: 0 P: 5	R: 0 E: 0 K: 0 S: 3 H: 0 LOB: 0 BB: 0 P: 3	R: 1 E: 0 K: 2 S: 9 H: 2 LOB: 1 BB: 0 P: 9	R: 2 E: 0 K: 1 S: 6 H: 1 LOB: 1 BB: 2 P: 14	R: 0 E: 0 K: 2 S: 7 H: 0 LOB: 0 BB: 0 P: 7	R: 0 E: 0 K: 2 S: 8 H: 1 LOB: 1 BB: 0 P: 8	R: 1 E: 0 K: 2 S: 8 H: 1 LOB: 0 BB: 0 P: 8	1B: 2 2B: 3 3B: 0 HR: 1	SF: 0 SAC: 0 DP: 0 HBP: 0						

	AB	34
	R	4
	H	6
	RBI	4
	BB	2
	SO	13
	LOB	9

WP: 1 PB: 0 SB: 3 CS: 0 PA: 36

PITCHER		IP	WLS	BF	H	R	ER	SO	BB	IBB	HBP	BLK	WP	HR	S	P	ERA	WHIP
Jerry Koosman, L ERA: 4.6	(1, 1)	7.0	W	28	4	3	3	9	2	0	0	0	1	0	44	52	3.86	0.857
Tug McGraw, L ERA: 1.55	(8, 1)	2.0	S	8	2	1	1	4	0	0	0	0	0	1	16	16	4.50	1.000

PITCHER	IP	WLS	BF	H	R	ER	SO	BB	IBB	HBP	BLK	WP	HR	S	P	ERA	WHIP

St. Louis Cardinals @ New York Mets

Shea Stadium, Flushing, NY

Sat Jun 24 1972, 3:33 AM EDT

Att. 45,334 - Unknown

TOP

livebaseballscorecards.com

Batter	1	2	3	4	5	6	7	8	9	AB	R	H	RBI	BB	SO	LOB
Lou Brock, L (1, 7) OBP: 0.342, SLG: 0.401	0-0 1B 2B 1B	0-0 1-3 2B		0-0 4-3 2-3	0-0 SF8 3-H		0-0 G1-6-3 1B		0-0 F5	5	1	3	1	0	0	2
Ed Crosby, L (1, 4) OBP: 0.304, SLG: 0.258	0-0 2B SF7 1-2 1B	4-0 BB		0-0 3-H 1B	0-3 K		0-0 G1-6-3 1-2f			4	1	2	1	1	1	1
Matty Alou, L (1, 3) OBP: 0.365, SLG: 0.410 Donn Clendenon, R (7, 3) OBP: 0.287, SLG: 0.316	0-0 1B 1-3 2-H 2B	0-3 K		0-0 F9		0-0 E 1B 1B	0-0 L9			5 0	2 0	2 0	1 0	0 0	1 0	4 0
Joe Torre, R (1, 5) OBP: 0.352, SLG: 0.491	0-0 SF7 3-H	0-0 F3			0-0 2B HR 1B	0-0 F7		0-0 P4		4	1	1	1	0	0	4
Ted Simmons, S (1, 2) OBP: 0.326, SLG: 0.457	0-0 2-H 1B		0-0 G3-6-1 1B		0-0 HR 1-3 2B	0-0 E1 1B 1-2 1B		0-0 3-1		5	2	3	1	0	0	1
Jose Cruz, L (1, 8) OBP: 0.260, SLG: 0.230	0-3 K		0-0 F8		4-0 HR BB	0-0 P3		0-3 K		4	1	0	0	1	2	4
Bernie Carbo, L (1, 9) OBP: 0.366, SLG: 0.205 Luis Melendez, R (5, PH) OBP: 0.276, SLG: 0.336 (5, 9)	0-0 F8		0-0 G3-6-1 1-2f		0-0 HR 1-H 2-H 3-H	0-0 1B 1-3 2-H 1B			0-0 6-3	2 3	0 1	0 2	0 5	0 0	0 0	2 0
Dal Maxvill, R (1, 6) OBP: 0.267, SLG: 0.226		0-0 4-3		4-0 4-3 SH3-4 1B BB	0-0 SH1-3 SF8 2B	0-0 FC6-4 1-3 3-H 1B			0-0 1-3	4	2	2	1	1	0	0
Reggie Cleveland, R (1, 1) OBP: 0.257, SLG: 0.235		0-0 2B 1B		0-0 SH3-4 1-2	0-0 SH1-3 2-3	0-0 FC6-4 1-2f			0-0 1B	3	0	2	0	0	0	2
Inning Stats	R: 3 H: 4 E: 0 LOB: 1 K: 1 BB: 0 S: 9 P: 9	R: 0 H: 2 E: 0 LOB: 3 K: 1 BB: 1 S: 7 P: 11	R: 0 H: 1 E: 0 LOB: 0 K: 0 BB: 0 S: 3 P: 3	R: 1 H: 1 E: 0 LOB: 1 K: 0 BB: 1 S: 4 P: 8	R: 5 H: 4 E: 0 LOB: 0 K: 1 BB: 1 S: 9 P: 13	R: 2 H: 3 E: 1 LOB: 2 K: 0 BB: 0 S: 7 P: 7	R: 0 H: 1 E: 0 LOB: 0 K: 0 BB: 0 S: 3 P: 3	R: 0 H: 0 E: 0 LOB: 0 K: 1 BB: 0 S: 5 P: 5	R: 0 H: 1 E: 0 LOB: 1 K: 0 BB: 0 S: 4 P: 4	1B: 12 SF: 2 2B: 4 SAC: 2 3B: 0 DP: 2 HR: 1 HBP: 0						

	AB	39
	R	11
	H	17
	RBI	11
	BB	3
	SO	4
	LOB	20

WP: 0 PA: 46
PB: 0
SB: 0
CS: 0

PITCHER		IP	WLS	BF	H	R	ER	SO	BB	IBB	HBP	BLK	WP	HR	S	P	ERA	WHIP
Tom Seaver, R ERA: 3.41	(1, 1)	4.0	L	24	10	7	7	2	3	0	0	0	0	0	25	37	15.75	3.250
Ray Sadecki, L ERA: 4.74	(5, 1)	1.2		11	5	4	2	1	0	0	0	0	0	1	13	13	10.80	3.000
Chuck Taylor, R ERA: 4.97	(6, 1)	1.1		4	1	0	0	0	0	0	0	0	0	0	4	4	0.00	0.750
Buzz Capra, R ERA: 4.31	(8, 1)	2.0		7	1	0	0	1	0	0	0	0	0	0	9	9	0.00	0.500

PITCHER	IP	WLS	BF	H	R	ER	SO	BB	IBB	HBP	BLK	WP	HR	S	P	ERA	WHIP

BOTTOM

St. Louis Cardinals @ New York Mets

Shea Stadium, Flushing, NY

Sat Jun 24 1972, 3:33 AM EDT

Att. 45,334 - Unknown

Batter	1	2	3	4	5	6	7	8	9	AB	R	H	RBI	BB	SO	LOB
Tommie Agee, R (1, 8) OBP: 0.339, SLG: 0.396	B B B B 4-0 1B BB		x 0-0 F8 ②			x 0-0 1B 1B		S S S 0-3 K ②		3	0	1	0	1	1	0
Ted Martinez, R (1, 4) (6, 6) OBP: 0.258, SLG: 0.301	x 0-0 F3 ①		S S S 0-3 K ③			x 0-0 P6 ②		x 0-0 1B		4	0	1	0	0	1	2
Dave Marshall, L (1, 9) OBP: 0.148, SLG: 0.231	x 0-0 F8 ②			S S S 0-3 K ①		x 0-0 1-2 1B		x 0-0 4-3		4	0	1	0	0	1	2
John Milner, L (1, 7) OBP: 0.359, SLG: 0.508	x 0-0 1-2 1B			x 0-0 F9 ②		x 0-0 4-3 ③			x 0-0 BB 1B 1B	4	0	2	0	0	0	2
Duffy Dyer, R (1, 2) OBP: 0.364, SLG: 0.585	S S S 0-3 K ③			x 0-0 6-3 ③			x 0-0 F7 ①		x 0-0 F8 ①	4	0	0	0	0	1	3
Jim Fregosi, R (1, 5) OBP: 0.325, SLG: 0.396		x 0-0 5-3 ①			x 0-0 6-3 ①		B B B B 4-0 FC3-6 BB		x 0-0 1-2 BB 1B	3	0	1	0	1	0	0
Ed Kranepool, L (1, 3) OBP: 0.279, SLG: 0.347		x 0-0 P4 ②			x 0-0 F9 ②		x 0-0 1-2f FC3-6 ②		B B B B 4-0 1-2 2-3 BB	3	0	0	0	1	0	1
Bud Harrelson, S (1, 6) OBP: 0.316, SLG: 0.280 Chuck Taylor, R (6, 1) Wayne Garrett, L (7, PH) OBP: 0.355, SLG: 0.254 Buzz Capra, R (8, 1) OBP: 0.400, SLG: 0.250 Jim Beauchamp, R (9, PH) OBP: 0.270, SLG: 0.250		x 0-0 G1 ③			x 0-0 P6 ③		S S S 0-3 K ③		S S S 0-3 K ②	2 0 1 0 1	0 0 0 0 0	0 0 0 0 0	0 0 0 0 0	0 0 1 0 1	0 0 1 0 3	0 0 1 0 3
Tom Seaver, R (1, 1) OBP: 0.216, SLG: 0.400 Ray Sadecki, L (5, 1) OBP: 0.200, SLG: 0.200 Ken Boswell, L (6, 4) OBP: 0.252, SLG: 0.289			S S S 0-3 K ①			S S S 0-3 K ①		x 0-0 F7 ①	x 0-0 G3 ③	1 0 3	0 0 0	0 0 0	0 0 0	1 0 1	0 0 3	0 0 3
Inning Stats	R: 0 E: 0 K: 1 S: 6 H: 1 LOB: 2 BB: 1 P: 10	R: 0 E: 0 K: 0 S: 3 H: 0 LOB: 0 BB: 0 P: 3	R: 0 E: 0 K: 2 S: 7 H: 0 LOB: 0 BB: 0 P: 7	R: 0 E: 0 K: 1 S: 5 H: 0 LOB: 0 BB: 0 P: 5	R: 0 E: 0 K: 0 S: 3 H: 0 LOB: 0 BB: 0 P: 3	R: 0 E: 0 K: 1 S: 7 H: 2 LOB: 2 BB: 0 P: 7	R: 0 E: 0 K: 1 S: 5 H: 0 LOB: 1 BB: 1 P: 9	R: 0 E: 0 K: 1 S: 6 H: 1 LOB: 1 BB: 0 P: 6	R: 0 E: 0 K: 1 S: 7 H: 2 LOB: 3 BB: 1 P: 11	1B: 6 2B: 0 3B: 0 HR: 0	SF: 0 SAC: 0 DP: 0 HBP: 0			WP: 0 PB: 0 SB: 0 CS: 0		PA: 36	

livebaseballscorecards.com

AB	33
R	0
H	6
RBI	0
BB	3
SO	8
LOB	17

PITCHER	IP	WLS	BF	H	R	ER	SO	BB	IBB	HBP	BLK	WP	HR	S	P	ERA	WHIP
Reggie Cleveland, R (1, 1) ERA: 3.31	9.0	W	36	6	0	0	8	3	0	0	0	0	0	49	61	0.00	1.000

PITCHER	IP	WLS	BF	H	R	ER	SO	BB	IBB	HBP	BLK	WP	HR	S	P	ERA	WHIP

Batter	1	2	3	4	5	6	7	8	9	AB	R	H	RBI	BB	SO	LOB
Lou Brock, L (1, 7) OBP: 0.347, SLG: 0.402	4-3		BBB 4-0 S G3 BB		6-3		0-0 S 2B 1B	0-0 CS 2-H 1B		4	1	2	1	1	0	0
Luis Melendez, R (1, 8) OBP: 0.288, SLG: 0.349	E8 2B 1B		SSS 0-3 K		2B		BBBB 4-0 2B SF8 1-2 BB	0-0 CS 1-2	0-0 F8	4	2	2	0	1	1	1
Matty Alou, L (1, 9) OBP: 0.366, SLG: 0.415 Bernie Carbo, L (9, PR) (9, 9) OBP: 0.366, SLG: 0.205	1-4-3		0-0 G3 1-2		6-3		0-0 SF8 1-3 2-H 2B		0-0 2B FC1-2 1B	5 0	0 0	2 0	1 0	0 0	0 0	3 0
Joe Torre, R (1, 5) OBP: 0.361, SLG: 0.502	0-0 2-H 2B		4-0 2-3 IBB			0-0 E5 WP 1B	4-0 IBB		0-0 FC1-2 1-3 1B 2B	3	2	2	1	2	0	0
Jerry McNertney, R (1, 2) OBP: 0.412, SLG: 0.500	1-3		SSS 0-3 K			0-0 FC6-4 1-H 1B	0-0 SF8 2-3 3-H		4-0 FC1-2 1B IBB	3	1	1	2	1	1	3
Donn Clendenon, R (1, 3) OBP: 0.272, SLG: 0.296		SSS 0-3 K		0-0 6-3		SSS 0-3 K	SSS 0-3 K		0-0 FC1-2 1B 1-2 2-3 3-Hf	5	0	0	0	0	3	6
Dwain Anderson, R (1, 6) OBP: 0.326, SLG: 0.286		SSS 0-3 K		SSS 0-3 K		0-0 FC6-4 1-2f		0-0 SH1-3 1B 1B	0-0 1-2 2-H 3-H 1B	5	1	2	2	0	2	1
Dal Maxvill, R (1, 4) OBP: 0.266, SLG: 0.227		0-0 1B		0-0 L4		0-0 F8		0-0 SH1-3 1-2	0-0 F9	4	0	1	0	0	0	3
Scipio Spinks, R (1, 1) OBP: 0.158, SLG: 0.158		SSS 0-3 K			SSS 0-3 K		0-0 P5	0-0 F9		4	0	0	0	0	2	2
Inning Stats	R: 1 E: 1 K: 0 S: 5 H: 2 LOB: 1 BB: 0 P: 5	R: 0 E: 0 K: 3 S: 10 H: 1 LOB: 1 BB: 0 P: 10	R: 0 E: 0 K: 2 S: 7 H: 0 LOB: 2 BB: 2 P: 15	R: 0 E: 0 K: 1 S: 5 H: 0 LOB: 0 BB: 0 P: 5	R: 0 E: 0 K: 1 S: 6 H: 1 LOB: 1 BB: 0 P: 6	R: 1 E: 1 K: 1 S: 7 H: 1 LOB: 1 BB: 0 P: 7	R: 2 E: 0 K: 1 S: 7 H: 2 LOB: 2 BB: 2 P: 15	R: 1 E: 0 K: 0 S: 4 H: 2 LOB: 0 BB: 0 P: 4	R: 2 E: 0 K: 0 S: 6 H: 3 LOB: 2 BB: 1 P: 10	1B: 8 2B: 4 3B: 0 HR: 0	SF: 1 SAC: 1 DP: 0 HBP: 0						

TOP

St. Louis Cardinals @ New York Mets

Shea Stadium, Flushing, NY

Sun Jun 25 1972, 3:33 AM EDT

Unknown

livebaseballscorecards.com

AB	37
R	7
H	12
RBI	7
BB	5
SO	9
LOB	19

PITCHER		IP	WLS	BF	H	R	ER	SO	BB	IBB	HBP	BLK	WP	HR	S	P	ERA	WHIP
Jon Matlack, L ERA: 2.57	(1, 1)	7.0	L	33	7	4	3	9	2	2	0	0	1	0	47	63	3.86	1.286
Chuck Taylor, R ERA: 5.52	(8, 1)	2.0		11	5	3	3	0	0	1	0	0	0	0	10	14	13.50	2.500

PITCHER	IP	WLS	BF	H	R	ER	SO	BB	IBB	HBP	BLK	WP	HR	S	P	ERA	WHIP

WP: 1 PB: 0 SB: 2 CS: 1 PA: 45

Batter	1	2	3	4	5	6	7	8	9	AB	R	H	RBI	BB	SO	LOB
Tommie Agee, R (1, 8) OBP: 0.336, SLG: 0.389	4-3		BB		K		F2		FC1-6	4	0	0	0	1	1	4
Bud Harrelson, S (1, 6) OBP: 0.321, SLG: 0.280	BB 1B		K			1B 1B BB	1-2 2-3 BB		K	3	1	1	0	2	2	4
Dave Marshall, L (1, 9) OBP: 0.194, SLG: 0.241	FC6-4 1-2 BB		K			1B 1-3 1B	4-3			3	0	1	0	1	1	5
John Milner, L (1, 7) OBP: 0.356, SLG: 0.500	K		6-3			L6-3 1-3 3-H 1B		K		4	0	1	1	0	2	4
Cleon Jones, R (1, 3) OBP: 0.314, SLG: 0.343	FC6-4 1-2f			K		L6-3 1-2		6-3		4	0	0	0	0	1	4
Jim Fregosi, R (1, 5) OBP: 0.319, SLG: 0.387		K		K		K		P4		4	0	0	0	0	3	1
Duffy Dyer, R (1, 2) OBP: 0.348, SLG: 0.558		K		1-3			P3		5-3	4	0	0	0	0	1	0
Ted Martinez, R (1, 4) OBP: 0.267, SLG: 0.309		K			4-3		BB 1B		FC1-6 BB 1B	4	0	2	0	0	1	0
Jon Matlack, L (1, 1) OBP: 0.265, SLG: 0.172			BB		K		BB 1-2 1B		FC1-6 1-2 BB	1	0	0	0	1	1	0
Ken Boswell, L (7, PH) OBP: 0.256, SLG: 0.293										1	0	1	0	0	0	0
Chuck Taylor, R (8, 1)										0	0	0	0	0	0	0
Wayne Garrett, L (9, PH) OBP: 0.364, SLG: 0.254										0	0	0	0	1	0	0
Inning Stats	R: 0 E: 0 K: 1 S: 6 H: 1 LOB: 2 BB: 1 P: 10	R: 0 E: 0 K: 3 S: 9 H: 0 LOB: 0 BB: 0 P: 9	R: 0 E: 0 K: 2 S: 7 H: 0 LOB: 2 BB: 2 P: 15	R: 0 E: 0 K: 2 S: 7 H: 0 LOB: 0 BB: 0 P: 7	R: 0 E: 0 K: 2 S: 7 H: 0 LOB: 0 BB: 0 P: 7	R: 1 E: 0 K: 1 S: 6 H: 2 LOB: 1 BB: 1 P: 10	R: 0 E: 0 K: 0 S: 5 H: 2 LOB: 3 BB: 1 P: 9	R: 0 E: 0 K: 1 S: 5 H: 0 LOB: 0 BB: 0 P: 5	R: 0 E: 0 K: 1 S: 6 H: 1 LOB: 2 BB: 1 P: 10	1B: 6 2B: 1 3B: 0 HR: 0 SF: 0 SAC: 0 DP: 1 HBP: 0						

PITCHER	IP	WLS	BF	H	R	ER	SO	BB	IBB	HBP	BLK	WP	HR	S	P	ERA	WHIP
Scipio Spinks, R (1, 1) ERA: 2.44	9.0	W	38	6	1	1	13	6	0	0	0	0	0	58	82	1.00	1.333

PITCHER	IP	WLS	BF	H	R	ER	SO	BB	IBB	HBP	BLK	WP	HR	S	P	ERA	WHIP

BOTTOM

St. Louis Cardinals @ New York Mets

Shea Stadium, Flushing, NY

Sun Jun 25 1972, 3:33 AM EDT

Unknown

livebaseballscorecards.com

AB	32
R	1
H	6
RBI	1
BB	6
SO	13
LOB	22

WP: 0 PA: 38
PB: 0
SB: 0
CS: 0

Batter	1	2	3	4	5	6	7	8	9	AB	R	H	RBI	BB	SO	LOB
Lou Brock, L (1, 7) OBP: 0.345, SLG: 0.400	F7		CS 1B		F8		4-3			4	0	1	0	0	0	0
Ed Crosby, L (1, 4) OBP: 0.303, SLG: 0.252	1B BB		K 1-2			K		F7		3	0	0	0	1	2	1
Matty Alou, L (1, 3) OBP: 0.364, SLG: 0.411	1-3 1B		F7			3-1		6-3		4	0	1	0	0	0	0
Joe Torre, R (1, 5) OBP: 0.360, SLG: 0.496	K			F8		1B BB		F7		3	0	0	0	1	1	2
Ted Simmons, S (1, 2) OBP: 0.329, SLG: 0.462	1-3			F9		1-3 BB 1B			SH5-4 1B 2B	4	1	2	0	0	0	2
Jose Cruz, L (1, 8) OBP: 0.268, SLG: 0.234		2-3 1B		K		1-2 BB			SH5-4 2-3	2	0	1	0	1	1	0
Bernie Carbo, L (1, 9) OBP: 0.362, SLG: 0.239		F7			HR	3-1			K	4	1	1	1	0	1	5
Dal Maxvill, R (1, 6) OBP: 0.259, SLG: 0.220 Donn Clendenon, R (9, PH) OBP: 0.280, SLG: 0.305 Dwain Anderson, R (9, 6) OBP: 0.326, SLG: 0.286		2-3 1-3			K		4-3		CS 3-H 1B	3 1 0	0 0 0	0 1 0	0 1 0	0 0 0	1 0 0	1 0 0
Rick Wise, R (1, 1) OBP: 0.186, SLG: 0.190		F8			K		G3		CS 1-2	3	0	0	0	0	1	1
Inning Stats	R: 0 E: 0 K: 1 S: 6 H: 1 LOB: 2 BB: 1 P: 10	R: 0 E: 0 K: 0 S: 4 H: 1 LOB: 1 BB: 0 P: 4	R: 0 E: 0 K: 1 S: 5 H: 1 LOB: 0 BB: 0 P: 5	R: 0 E: 0 K: 1 S: 5 H: 0 LOB: 0 BB: 0 P: 5	R: 1 E: 0 K: 2 S: 8 H: 1 LOB: 0 BB: 0 P: 8	R: 0 E: 0 K: 1 S: 6 H: 1 LOB: 3 BB: 2 P: 14	R: 0 E: 0 K: 0 S: 3 H: 0 LOB: 0 BB: 0 P: 3	R: 0 E: 0 K: 0 S: 3 H: 0 LOB: 0 BB: 0 P: 3	R: 1 E: 0 K: 1 S: 6 H: 2 LOB: 0 BB: 0 P: 6	1B: 5 2B: 1 3B: 0 HR: 1 SF: 0 SAC: 1 DP: 0 HBP: 0						

TOP

St. Louis Cardinals @ New York Mets

Shea Stadium, Flushing, NY

Sun Jun 25 1972, 3:38 AM EDT

Att. 28,266 - Unknown

livebaseballscorecards.com

AB	31
R	2
H	7
RBI	2
BB	3
SO	7
LOB	12

WP: 0 PB: 0 SB: 0 CS: 2 PA: 36

PITCHER		IP	WLS	BF	H	R	ER	SO	BB	IBB	HBP	BLK	WP	HR	S	P	ERA	WHIP
Gary Gentry, R ERA: 3.74	(1, 1)	8.0		31	5	1	1	6	3	0	0	0	0	1	40	52	1.12	1.000
Danny Frisella, R ERA: 1.78	(9, 1)	1.0	L	4	2	1	1	1	0	0	0	0	0	0	6	6	9.00	2.000

PITCHER		IP	WLS	BF	H	R	ER	SO	BB	IBB	HBP	BLK	WP	HR	S	P	ERA	WHIP

Batter	1	2	3	4	5	6	7	8	9	AB	R	H	RBI	BB	SO	LOB
Willie Mays, R (1, 8) OBP: 0.436, SLG: 0.358	5-3			1B BB 1B	6-3			F8		4	1	1	0	0	0	0
Bud Harrelson, S (1, 6) OBP: 0.316, SLG: 0.275	K			P5		G3		1-3		4	0	0	0	0	1	1
Dave Marshall, L (1, 9) OBP: 0.200, SLG: 0.219	F8			F7		1-3			SH3-4 BB	3	0	0	0	1	0	1
John Milner, L (1, 7) OBP: 0.362, SLG: 0.504		G4-6-3 1B		BB BB 1-3 1B		F7			SH3-4 1-2	3	0	2	0	0	0	0
Ed Kranepool, L (1, 3) OBP: 0.286, SLG: 0.347		G4-6-3 1-2f		BB 1-2 BB			6-3 SH1-4 1B		P6	3	0	1	0	1	0	2
Wayne Garrett, L (1, 5) OBP: 0.363, SLG: 0.246		F7		1-2 2-3 3-H BB			SH1-4 1-2		4-3	2	0	0	1	1	0	1
Ted Martinez, R (1, 4) OBP: 0.260, SLG: 0.300		G2	F9				6-3 2-3			3	0	0	0	0	0	4
Jerry Grote, R (1, 2) OBP: 0.320, SLG: 0.346		5-3			6-3		1-3			3	0	0	0	0	0	1
Gary Gentry, R (1, 1) OBP: 0.133, SLG: 0.103		K			K			K		2	0	0	0	0	2	0
Ken Boswell, L (8, PH) OBP: 0.255, SLG: 0.291										1	0	0	0	0	1	0
Danny Frisella, L (9, 1)										0	0	0	0	0	0	0
Inning Stats	R: 0 E: 0 K: 1 S: 5 H: 0 LOB: 0 BB: 0 P: 5	R: 0 E: 0 K: 0 S: 3 H: 1 LOB: 0 BB: 0 P: 3	R: 0 E: 0 K: 1 S: 5 H: 0 LOB: 0 BB: 0 P: 5	R: 1 E: 0 K: 0 S: 5 H: 2 LOB: 3 BB: 2 P: 13	R: 0 E: 0 K: 1 S: 5 H: 0 LOB: 0 BB: 0 P: 5	R: 0 E: 0 K: 0 S: 3 H: 0 LOB: 0 BB: 0 P: 3	R: 0 E: 0 K: 0 S: 4 H: 1 LOB: 1 BB: 0 P: 4	R: 0 E: 0 K: 1 S: 5 H: 0 LOB: 0 BB: 0 P: 5	R: 0 E: 0 K: 0 S: 3 H: 0 LOB: 1 BB: 1 P: 7	1B: 4 2B: 0 3B: 0 HR: 0	SF: 0 SAC: 2 DP: 1 HBP: 0						

PITCHER	IP	WLS	BF	H	R	ER	SO	BB	IBB	HBP	BLK	WP	HR	S	P	ERA	WHIP
Rick Wise, R (1, 1) ERA: 3.74	9.0	W	33	4	1	1	4	3	0	0	0	0	0	38	50	1.00	0.778

PITCHER	IP	WLS	BF	H	R	ER	SO	BB	IBB	HBP	BLK	WP	HR	S	P	ERA	WHIP

BOTTOM

St. Louis Cardinals @ New York Mets

Shea Stadium, Flushing, NY

Sun Jun 25 1972, 3:38 AM EDT

Att. 28,266 - Unknown

livebaseballscorecards.com

AB	28
R	1
H	4
RBI	1
BB	3
SO	4
LOB	10

PA: 33

1B: 4	SF: 0	WP: 0	
2B: 0	SAC: 2	PB: 0	
3B: 0	DP: 1	SB: 0	
HR: 0	HBP: 0	CS: 0	

Pittsburgh Pirates @ New York Mets

Shea Stadium, Flushing, NY

Mon Jun 26 1972, 7:05 PM EDT

Att. 48,820 - Unknown

TOP

livebaseballscorecards.com

Batter	1	2	3	4	5	6	7	8	9	AB	R	H	RBI	BB	SO	LOB
Dave Cash, R (1, 4) OBP: 0.312, SLG: 0.375	K		P9			E 1B, 1B BB	F3		P6	4	1	0	0	1	1	4
Gene Clines, R (1, 9) OBP: 0.390, SLG: 0.426	K			1B S, 1B		E3, 1B 1-3		L4-3		4	1	2	0	0	1	0
Rennie Stennett, R (1, 7) OBP: 0.361, SLG: 0.500	F9			K 1-2		1B 2-H 3-H		BB		3	0	1	2	1	1	1
Manny Sanguillen, R (1, 2) OBP: 0.346, SLG: 0.439		F8		F8		6-3		F3		4	0	0	0	0	0	2
Al Oliver, L (1, 8) OBP: 0.368, SLG: 0.456		K		1B 2-3		FC5-4, 1B		G3		4	0	2	0	0	1	1
Bob Robertson, R (1, 3) OBP: 0.260, SLG: 0.238		P6		5-3		FC5-4 1-2f			E5, FC6-4	4	0	0	0	0	0	3
Richie Hebner, L (1, 5) OBP: 0.396, SLG: 0.484			BB		K		K		FC6-4, 1B 1-2f	2	0	0	0	1	2	0
Jose Pagan, R (9, PH) OBP: 0.333, SLG: 0.493										1	0	0	0	0	0	1
Jackie Hernandez, R (1, 6) OBP: 0.245, SLG: 0.280			F9		6-3		1B		F7	3	0	1	0	0	0	1
Bill Mazeroski, R (9, PH) OBP: 0.368, SLG: 0.333										1	0	0	0	0	0	1
Bob Moose, R (1, 1) OBP: 0.176, SLG: 0.152			K		K		K		1B 1-2	3	0	0	0	0	3	2
Ramon Hernandez, S (7, 1)										0	0	0	0	0	0	0
Gene Alley, R (9, PH) OBP: 0.379, SLG: 0.328										1	0	1	0	0	0	0
AB										**34**						
R											**2**					
H												**7**				
RBI													**2**			
BB														**3**		
SO															**9**	
LOB																**16**
Inning Stats	R: 0 E: 0 K: 2 S: 7 H: 0 LOB: 0 BB: 0 P: 7	R: 0 E: 0 K: 1 S: 5 H: 0 LOB: 0 BB: 0 P: 5	R: 0 E: 0 K: 1 S: 5 H: 0 LOB: 1 BB: 1 P: 9	R: 0 E: 0 K: 1 S: 7 H: 2 LOB: 2 BB: 0 P: 7	R: 0 E: 0 K: 2 S: 7 H: 0 LOB: 0 BB: 0 P: 7	R: 2 E: 1 K: 0 S: 5 H: 3 LOB: 1 BB: 1 P: 9	R: 0 E: 0 K: 2 S: 8 H: 1 LOB: 1 BB: 0 P: 8	R: 0 E: 0 K: 0 S: 3 H: 0 LOB: 1 BB: 1 P: 7	R: 0 E: 1 K: 0 S: 5 H: 1 LOB: 2 BB: 0 P: 5	1B: 7 2B: 0 3B: 0 HR: 0 SF: 0 SAC: 0 DP: 0 HBP: 0						
										WP: 0 PB: 0 SB: 1 CS: 0			PA: 37			

PITCHER		IP	WLS	BF	H	R	ER	SO	BB	IBB	HBP	BLK	WP	HR	S	P	ERA	WHIP
Jerry Koosman, L ERA: 4.2	(1, 1)	8.2	W	36	7	2	2	9	3	0	0	0	0	0	51	63	2.08	1.154
Tug McGraw, L ERA: 1.54	(9, 1)	0.1	S	1	0	0	0	0	0	0	0	0	0	0	1	1	0.00	0.000

PITCHER	IP	WLS	BF	H	R	ER	SO	BB	IBB	HBP	BLK	WP	HR	S	P	ERA	WHIP

BOTTOM

Pittsburgh Pirates @ New York Mets

Shea Stadium, Flushing, NY

Mon Jun 26 1972, 7:05 PM EDT

Att. 48,820 - Unknown

Batter	1	2	3	4	5	6	7	8	9	AB	R	H	RBI	BB	SO	LOB
Willie Mays, R (1, 8) OBP: 0.431, SLG: 0.355	K		1B		5-3		K			4	0	1	0	0	2	2
Bud Harrelson, S (1, 6) OBP: 0.319, SLG: 0.284	G3		G3			L9 E 2B	2-H 2B 1B			4	2	2	1	0	0	1
Tommie Agee, R (1, 9) OBP: 0.339, SLG: 0.395	4-3			FC1-6 1B		K	1-H 2B			4	0	2	1	0	1	1
John Milner, L (1, 7) OBP: 0.366, SLG: 0.523 Ed Kranepool, L (8, 3) OBP: 0.286, SLG: 0.347		HR		FC1-6 FC5-4 1-2f		BB E	K			3 0	1 0	1 0	1 0	1 0	1 0	2 0
Cleon Jones, R (1, 3) OBP: 0.308, SLG: 0.335 (8, 7)	K			FC5-4 1-2f		L9 2-3		K		4	0	0	0	0	2	3
Jim Fregosi, R (1, 5) OBP: 0.313, SLG: 0.379	K			K		E5 1-2 3-H		F8		4	0	0	0	0	2	2
Duffy Dyer, R (1, 2) OBP: 0.333, SLG: 0.533	6-3				1-3	K		F7		4	0	0	0	0	1	2
Ted Martinez, R (1, 4) OBP: 0.271, SLG: 0.311		K			SH1-4 1B		S 1B 1B			3	1	2	0	0	1	0
Jerry Koosman, R (1, 1) OBP: 0.182, SLG: 0.182 Tug McGraw, R (9, 1) OBP: 0.250, SLG: 0.143		K			SH1-4 1-2		K 1-2			2 0	0 0	0 0	0 0	0 0	2 0	1 0
Inning Stats	R: 0 H: 0 E: 0 LOB: 0 K: 1 BB: 0 S: 5 P: 5	R: 1 H: 1 E: 0 LOB: 0 K: 2 BB: 0 S: 8 P: 8	R: 0 H: 1 E: 0 LOB: 1 K: 2 BB: 0 S: 8 P: 8	R: 0 H: 1 E: 0 LOB: 1 K: 1 BB: 0 S: 6 P: 6	R: 0 H: 1 E: 0 LOB: 1 K: 0 BB: 0 S: 4 P: 4	R: 1 H: 1 E: 1 LOB: 2 K: 2 BB: 1 S: 9 P: 13	R: 2 H: 3 E: 0 LOB: 1 K: 3 BB: 0 S: 12 P: 12	R: 0 H: 0 E: 0 LOB: 0 K: 1 BB: 0 S: 5 P: 5		1B: 5 SF: 0 2B: 2 SAC: 1 3B: 0 DP: 0 HR: 1 HBP: 0						

livebaseballscorecards.com

AB	32
R	4
H	8
RBI	3
BB	1
SO	12
LOB	14

WP: 0 PB: 0 SB: 1 CS: 0 PA: 34

PITCHER		IP	WLS	BF	H	R	ER	SO	BB	IBB	HBP	BLK	WP	HR	S	P	ERA	WHIP
Bob Moose, R ERA: 3.32	(1, 1)	6.2	L	30	8	4	3	10	1	0	0	0	0	1	49	53	4.05	1.350
Ramon Hernandez, L ERA: 0.61	(7, 1)	1.1		4	0	0	0	2	0	0	0	0	0	0	8	8	0.00	0.000

PITCHER	IP	WLS	BF	H	R	ER	SO	BB	IBB	HBP	BLK	WP	HR	S	P	ERA	WHIP

Pittsburgh Pirates @ New York Mets

Shea Stadium, Flushing, NY

Tue Jun 27 1972, 3:33 AM EDT

Att. 38,152 - Unknown

livebaseballscorecards.com

TOP

Batter	1	2	3	4	5	6	7	8	9	AB	R	H	RBI	BB	SO	LOB
Dave Cash, R (1, 4) OBP: 0.315, SLG: 0.386	F7		6-3			SH3-4 SF7 2B		4-3 2B		4	1	2	0	0	0	0
Vic Davalillo, L (1, 9) OBP: 0.391, SLG: 0.466	F2		4-1			SH3-4 2-3		4-3 2-3		3	0	0	0	0	0	1
Al Oliver, L (1, 8) OBP: 0.366, SLG: 0.466	F7			HR		SF7 3-H		3-1		3	1	1	2	0	0	1
Willie Stargell, L (1, 7) OBP: 0.380, SLG: 0.582		HR 1B		F8		S S S K			2-3	4	1	1	0	0	1	0
Richie Hebner, L (1, 5) OBP: 0.398, SLG: 0.500		1-H HR		3-1			B B B B BB		E3	3	1	1	2	1	0	0
Milt May, L (1, 2) OBP: 0.212, SLG: 0.208		3-1		4-3			F8		S S S K	4	0	0	0	0	1	2
Bob Robertson, R (1, 3) OBP: 0.260, SLG: 0.233		B B B B G4-6-3 BB			P3		F7		F3	3	0	0	0	1	0	2
Jackie Hernandez, R (1, 6) OBP: 0.238, SLG: 0.271 Ramon Hernandez, S (8, 1)		G4-6-3 1-2f			6-3		F6			3 0	0 0	0 0	0 0	0 0	0 0	2 0
Bruce Kison, R (1, 1) OBP: 0.200, SLG: 0.267 Bob Johnson, L (6, 1) OBP: 0.300, SLG: 0.316 Luke Walker, L (6, 1) Bob Miller, R (7, 1) Rennie Stennett, R (8, PH) OBP: 0.358, SLG: 0.496 (8, 6)			S S S K		S S S K			4-3		2 0 0 0 1	0 0 0 0 0	0 0 0 0 0	0 0 0 0 0	0 0 0 0 0	2 0 0 0 0	0 0 0 0 0
Inning Stats	R: 0 E: 0 K: 0 S: 3 H: 0 LOB: 0 BB: 0 P: 3	R: 2 E: 0 K: 0 S: 4 H: 2 LOB: 0 BB: 1 P: 8	R: 0 E: 0 K: 1 S: 5 H: 0 LOB: 0 BB: 0 P: 5	R: 1 E: 0 K: 0 S: 4 H: 1 LOB: 0 BB: 0 P: 4	R: 0 E: 0 K: 1 S: 5 H: 0 LOB: 0 BB: 0 P: 5	R: 1 E: 0 K: 1 S: 6 H: 1 LOB: 0 BB: 0 P: 6	R: 0 E: 0 K: 0 S: 3 H: 0 LOB: 1 BB: 1 P: 7	R: 0 E: 0 K: 0 S: 4 H: 1 LOB: 1 BB: 0 P: 4	R: 0 E: 1 K: 1 S: 6 H: 0 LOB: 1 BB: 0 P: 6	1B: 1 2B: 2 3B: 0 HR: 2	SF: 1 SAC: 1 DP: 1 HBP: 0	WP: 0 PB: 0 SB: 0 CS: 0	PA: 34				

	AB	30
	R	4
	H	5
	RBI	4
	BB	2
	SO	4
	LOB	8

PITCHER		IP	WLS	BF	H	R	ER	SO	BB	IBB	HBP	BLK	WP	HR	S	P	ERA	WHIP
Jim McAndrew, R ERA: 3.32	(1, 1)	4.0		15	3	3	3	1	1	0	0	0	0	2	16	20	6.75	1.000
Ray Sadecki, L ERA: 4.71	(5, 1)	2.0		7	1	1	1	2	0	0	0	0	0	0	11	11	4.50	0.500
Danny Frisella, R ERA: 1.59	(7, 1)	3.0	W	12	1	0	0	1	1	0	0	0	0	0	13	17	0.00	0.667

PITCHER	IP	WLS	BF	H	R	ER	SO	BB	IBB	HBP	BLK	WP	HR	S	P	ERA	WHIP

Batter	1	2	3	4	5	6	7	8	9	AB	R	H	RBI	BB	SO	LOB
Tommie Agee, R (1, 8) OBP: 0.335, SLG: 0.390	S S S 0-3 K ①	S S S 0-3 K ③			X 0-0 F8 ①	B B B B 4-0 1-2 2-3 BB		X 0-0 F7 ②		3	0	0	0	0	2	0
Willie Mays, R (6, 8) OBP: 0.432, SLG: 0.351										1	0	0	0	1	0	0
Bud Harrelson, S (1, 6) OBP: 0.321, SLG: 0.283	X 0-0 G3 ②		X 0-0 1-3 ①		X 0-0 1B 1B	X 0-0 G3-2-3 ②③ 3-Hf		B B B B 4-0 BB		4	0	1	0	1	0	3
Dave Marshall, L (1, 9) OBP: 0.250, SLG: 0.250	X 0-0 BB 1B 1B 1B		H 1-0 HBP HBP		X 0-0 G3-6-1 1-2 1B		X 0-0 G3 ①	S S S 0-3 K ③		4	1	2	0	0	1	1
John Milner, L (1, 7) OBP: 0.370, SLG: 0.538	X 0-0 BB 1-2 1B 1B		X 0-0 F9 ②		X 0-0 G3-6-1 ②③ 1-2f		X 0-0 HR 3B			4	2	2	0	0	0	3
Cleon Jones, R (1, 3) OBP: 0.322, SLG: 0.335	B B B B 4-0 1B 1-2 2-3 BB		H 1-0 1-2 HBP			B B B B 4-0 1B 1B BB	I I I 4-0 HR IBB			0	2	0	0	3	0	0
Jim Beauchamp, R (9, 3) OBP: 0.270, SLG: 0.250										0	0	0	0	0	0	0
Jim Fregosi, R (1, 5) OBP: 0.316, SLG: 0.397	X 0-0 1-2 2-H 3-H 1B		S S S 0-3 K ③			X 0-0 P4 ①	X 0-0 1-H 3-H HR			4	1	2	5	0	1	3
Ted Martinez, R (1, 4) OBP: 0.270, SLG: 0.308	X 0-0 F9 ③			X 0-0 F7 ①		X 0-0 1B 1-3 PB 1B	X 0-0 6-3 ②			4	1	1	0	0	0	2
Jerry Grote, R (1, 2) OBP: 0.318, SLG: 0.344		X 0-0 6-3 ①		X 0-0 4-3 ②		X 0-0 BB PB 1-3 G3-2-3 3-H 1B	X 0-0 F9 ③			4	0	1	1	0	0	0
Jim McAndrew, R (1, 1) OBP: 0.100, SLG: 0.053		S S S 0-3 K2-3 ②		X 0-0 F8 ③		B B B B 4-0 BB 1-2 3-H BB		X 0-0 4-3 ①		1	0	0	0	0	1	0
Ken Boswell, L (4, PH) OBP: 0.253, SLG: 0.289										1	0	0	0	0	0	0
Ray Sadecki, L (5, 1) OBP: 0.200, SLG: 0.200										0	0	0	0	0	0	0
Ed Kranepool, L (6, PH) OBP: 0.291, SLG: 0.347										0	0	0	0	1	0	0
Danny Frisella, L (7, 1)										1	0	0	0	0	0	0
Inning Stats	R: 2 E: 0 K: 1 S: 8 H: 3 LOB: 2 BB: 1 P: 12	R: 0 E: 0 K: 2 S: 7 H: 0 LOB: 0 BB: 0 P: 7	R: 0 E: 0 K: 1 S: 5 H: 0 LOB: 2 BB: 0 P: 7	R: 0 E: 0 K: 0 S: 3 H: 0 LOB: 0 BB: 0 P: 3	R: 0 E: 0 K: 0 S: 4 H: 2 LOB: 1 BB: 0 P: 4	R: 2 E: 0 K: 0 S: 4 H: 2 LOB: 2 BB: 3 P: 16	R: 3 E: 0 K: 0 S: 5 H: 2 LOB: 0 BB: 1 P: 9	R: 0 E: 0 K: 1 S: 5 H: 0 LOB: 1 BB: 1 P: 9		1B: 7 2B: 0 3B: 1 HR: 1	SF: 0 SAC: 0 DP: 2 HBP: 2						

BOTTOM

Pittsburgh Pirates @ New York Mets

Shea Stadium, Flushing, NY

Tue Jun 27 1972, 3:33 AM EDT

Att. 38,152 - Unknown

livebaseballscorecards.com

AB	31
R	7
H	9
RBI	6
BB	6
SO	5
LOB	12

WP: 0 PB: 1 SB: 0 CS: 0 PA: 39

PITCHER		IP	WLS	BF	H	R	ER	SO	BB	IBB	HBP	BLK	WP	HR	S	P	ERA	WHIP
Bruce Kison, R ERA: 2.68	(1, 1)	5.1		26	7	4	4	4	2	0	2	0	0	0	30	40	6.75	1.688
Bob Johnson, R ERA: 4.08	(6, 1)	0.0		2	0	0	0	0	2	0	0	0	0	0	0	8	∞	∞
Luke Walker, L ERA: 3.86	(6, 1)	1.0	L	4	1	2	2	0	0	1	0	0	0	0	3	7	18.00	1.000
Bob Miller, R ERA: 1.86	(7, 1)	0.2		3	1	1	1	0	0	0	0	0	0	1	3	3	13.50	1.500
Ramon Hernandez, L ERA: 0.59	(8, 1)	1.0		4	0	0	0	1	1	0	0	0	0	0	5	9	0.00	1.000

PITCHER	IP	WLS	BF	H	R	ER	SO	BB	IBB	HBP	BLK	WP	HR	S	P	ERA	WHIP

Batter	1	2	3	4	5	6	7	8	9	AB	R	H	RBI	BB	SO	LOB
Willie Mays, R (1, 8) OBP: 0.420, SLG: 0.339	F9		F7		6-3		F8			4	0	0	0	0	0	1
Bud Harrelson, S (1, 6) OBP: 0.323, SLG: 0.281	K			2B BB	BB		F7			2	1	0	0	2	1	0
Dave Marshall, L (1, 9) OBP: 0.273, SLG: 0.325	K			1B 1B 1-H 2B	F5			4-3 SF9 2B		4	2	2	1	0	1	1
Jim Fregosi, R (1, 5) OBP: 0.315, SLG: 0.394		F9		BB 1B 2-3 1B	F8			4-3 2-3		4	0	1	0	0	0	2
Ed Kranepool, L (1, 3) OBP: 0.292, SLG: 0.346		G3		F9		5-3 1B		SF9 3-H		3	0	1	0	0	0	2
Jim Beauchamp, R (8, PH) (8, 3) OBP: 0.263, SLG: 0.250										0	0	0	1	0	0	0
Ted Martinez, R (1, 7) OBP: 0.270, SLG: 0.306		P5		BB 1B 1-2 3-H		5-3 1-2		L6		4	0	1	1	0	0	1
Wayne Garrett, L (1, 4) OBP: 0.357, SLG: 0.234			F3	BB 1-2 2-3		P4			K	3	0	0	0	1	1	1
Jerry Grote, R (1, 2) OBP: 0.310, SLG: 0.333			6-3	F7		F3			K	4	0	0	0	0	1	4
Tom Seaver, R (1, 1) OBP: 0.220, SLG: 0.385			1B	1-3			F9		F7	4	0	1	0	0	0	3
Inning Stats	R: 0 E: 0 K: 2 S: 7 H: 0 LOB: 0 BB: 0 P: 7	R: 0 E: 0 K: 0 S: 3 H: 0 LOB: 0 BB: 0 P: 3	R: 0 E: 0 K: 0 S: 4 H: 1 LOB: 1 BB: 0 P: 4	R: 2 E: 0 K: 0 S: 6 H: 3 LOB: 3 BB: 2 P: 14	R: 0 E: 0 K: 0 S: 3 H: 0 LOB: 1 BB: 1 P: 7	R: 0 E: 0 K: 0 S: 4 H: 1 LOB: 1 BB: 0 P: 4	R: 0 E: 0 K: 0 S: 3 H: 0 LOB: 0 BB: 0 P: 3	R: 1 E: 0 K: 0 S: 4 H: 1 LOB: 0 BB: 0 P: 4	R: 0 E: 0 K: 2 S: 7 H: 0 LOB: 0 BB: 0 P: 7	1B: 4 2B: 2 3B: 0 HR: 0	SF: 1 SAC: 0 DP: 0 HBP: 0						

PITCHER	IP	WLS	BF	H	R	ER	SO	BB	IBB	HBP	BLK	WP	HR	S	P	ERA	WHIP
Gary Neibauer, R (1, 1) ERA: 6.0	7.1	L	31	6	3	3	2	3	0	0	0	0	0	32	44	3.68	1.227
Woodie Fryman, L (8, 1) ERA: 4.38	1.2		5	0	0	0	2	0	0	0	0	0	0	9	9	0.00	0.000

PITCHER	IP	WLS	BF	H	R	ER	SO	BB	IBB	HBP	BLK	WP	HR	S	P	ERA	WHIP

TOP

New York Mets @ Philadelphia Phillies

Veterans Stadium, Philadelphia, PA

Wed Jun 28 1972, 7:05 PM EDT

Att. 26,545 - Unknown

livebaseballscorecards.com

AB	32
R	3
H	6
RBI	3
BB	3
SO	4
LOB	15

WP: 0 PB: 0 SB: 0 CS: 0 PA: 36

New York Mets @ Philadelphia Phillies

Veterans Stadium, Philadelphia, PA

Wed Jun 28 1972, 7:05 PM EDT

Att. 26,545 - Unknown

BOTTOM

livebaseballscorecards.com

Batter	1	2	3	4	5	6	7	8	9	AB	R	H	RBI	BB	SO	LOB
Denny Doyle, L (1, 4) OBP: 0.306, SLG: 0.320	4-3	1-H 2B			4-3			K		4	0	1	1	0	1	0
Don Money, R (1, 5) OBP: 0.327, SLG: 0.326	E 2B	F8			1B			F9		4	1	2	0	0	0	1
Oscar Gamble, L (1, 9) OBP: 0.333, SLG: 0.333	E8 1B 2-H 1B		F9		4-1			4-3		4	0	1	1	0	0	1
Joe Lis, R (1, 3) OBP: 0.318, SLG: 0.211	2-3 1B		K			F9			K	4	0	1	0	0	2	0
Willie Montanez, L (1, 8) OBP: 0.309, SLG: 0.350	K		4-3			K			P6	4	0	0	0	0	2	2
Bill Robinson, R (1, 7) OBP: 0.182, SLG: 0.273	4-3			K		F8			1B	3	0	0	0	0	1	2
Tom Hutton, L (9, PH) OBP: 0.333, SLG: 0.401										1	0	1	0	0	0	0
Larry Bowa, S (1, 6) OBP: 0.290, SLG: 0.295		2B 1B		3-1		F9			4-3	3	1	1	0	0	0	0
Greg Luzinski, R (9, PH) OBP: 0.328, SLG: 0.440										1	0	0	0	0	0	1
John Bateman, R (1, 2) OBP: 0.348, SLG: 0.450		K		P6		6-3				3	0	0	0	0	1	1
Gary Neibauer, R (1, 1)		K			K	K				3	0	0	0	0	3	1
Woodie Fryman, R (8, 1) OBP: 0.192, SLG: 0.280										0	0	0	0	0	0	0

	AB	34
	R	2
	H	7
	RBI	2
	BB	0
	SO	10
	LOB	9

Inning Stats	1	2	3	4	5	6	7	8	9
	R: 1 H: 3 E: 1 LOB: 2 K: 1 BB: 0 S: 8 P: 8	R: 1 H: 2 E: 0 LOB: 1 K: 2 BB: 0 S: 9 P: 9	R: 0 H: 0 E: 0 LOB: 0 K: 1 BB: 0 S: 5 P: 5	R: 0 H: 0 E: 0 LOB: 0 K: 1 BB: 0 S: 5 P: 5	R: 0 H: 1 E: 0 LOB: 1 K: 1 BB: 0 S: 6 P: 6	R: 0 H: 0 E: 0 LOB: 0 K: 1 BB: 0 S: 5 P: 5	R: 0 H: 0 E: 0 LOB: 0 K: 1 BB: 0 S: 5 P: 5	R: 0 H: 0 E: 0 LOB: 0 K: 1 BB: 0 S: 5 P: 5	R: 0 H: 1 E: 0 LOB: 1 K: 1 BB: 0 S: 6 P: 6

1B: 5 SF: 0 WP: 0 PA: 34
2B: 2 SAC: 0 PB: 0
3B: 0 DP: 0 SB: 0
HR: 0 HBP: 0 CS: 0

PITCHER	IP	WLS	BF	H	R	ER	SO	BB	IBB	HBP	BLK	WP	HR	S	P	ERA	WHIP
Tom Seaver, R (1, 1) ERA: 3.29	9.0	W	34	7	2	2	10	0	0	0	0	0	0	54	54	2.00	0.778

PITCHER	IP	WLS	BF	H	R	ER	SO	BB	IBB	HBP	BLK	WP	HR	S	P	ERA	WHIP

Batter	1	2	3	4	5	6	7	8	9	AB	R	H	RBI	BB	SO	LOB
Willie Mays, R (1, 8) OBP: 0.419, SLG: 0.331	BBBB 4-0 CS BB		BBBB 4-0 1B BB	x 0-0 ② F9 2-3		x 0-0 ③ F8			SSS 0-3 ① K	3	0	0	0	2	1	2
Bud Harrelson, S (1, 6) OBP: 0.321, SLG: 0.276	SSS 0-3 ①② K 1-2		x 0-0 ② F8	BBBB 4-0 1-2 BB			x 0-0 ① 5-3		x 0-0 ② F8	4	0	0	0	1	1	3
Dave Marshall, L (1, 9) OBP: 0.286, SLG: 0.318	x 0-0 ③ F5		x 0-0 1-2 2-H 1B	SSS 0-3 ③ K			BBBB 4-0 BB		x 0-0 ③ 1-3	4	0	1	1	1	1	3
Jim Fregosi, R (1, 5) OBP: 0.314, SLG: 0.391		x 0-0 1B	SSS 0-3 ③ K		x 0-0 ① 5-3		x 0-0 ② F7			4	0	1	0	0	1	3
Jim Beauchamp, R (1, 3) OBP: 0.238, SLG: 0.225		SSS 0-3 ① K		SSS 0-3 ① K	SSS 0-3 ② K		SSS 0-3 ③ K			4	0	0	0	0	4	2
Duffy Dyer, R (1, 2) OBP: 0.330, SLG: 0.521		SSS 0-3 ② K		x 0-0 WP 1B 1B 1B	x 0-0 ③ P4			SSS 0-3 ① K		4	1	1	0	0	2	1
Ted Martinez, R (1, 7) OBP: 0.286, SLG: 0.339		x 0-0 ③ G4		x 0-0 WP 1-2 1B 1B		x 0-0 SF8 3B		x 0-0 1B		4	2	3	0	0	0	1
Wayne Garrett, L (1, 4) OBP: 0.364, SLG: 0.242			BBBB 4-0 SH2-4 1B BB	x 0-0 F9 BB 1-H 2-H 1B		x 0-0 ① SF8 3-H		SSS 0-3 ② K		2	1	1	3	1	1	1
Gary Gentry, R (1, 1) OBP: 0.161, SLG: 0.103		x 0-0 ① SH2-4 1-2	BBBB 4-0 BB 1-2		SSS 0-3 ② K			SSS 0-3 ③ K		0	0	0	0	1	0	0
Bob Rauch, R (5, 1)										0	0	0	0	0	0	0
Tommie Agee, R (6, PH) OBP: 0.333, SLG: 0.388										1	0	0	0	0	1	0
Buzz Capra, R (6, 1) OBP: 0.400, SLG: 0.250										0	0	0	0	0	0	0
Ed Kranepool, L (8, PH) OBP: 0.290, SLG: 0.344										1	0	0	0	0	1	1
Ray Sadecki, L (8, 1) OBP: 0.200, SLG: 0.200										0	0	0	0	0	0	0
Inning Stats	R: 0 E: 0 K: 1 S: 4 H: 0 LOB: 0 BB: 1 P: 8	R: 0 E: 0 K: 2 S: 8 H: 1 LOB: 1 BB: 0 P: 8	R: 1 E: 0 K: 1 S: 6 H: 1 LOB: 2 BB: 2 P: 14	R: 2 E: 0 K: 2 S: 10 H: 3 LOB: 3 BB: 2 P: 18	R: 0 E: 0 K: 1 S: 5 H: 0 LOB: 0 BB: 0 P: 5	R: 1 E: 0 K: 1 S: 6 H: 1 LOB: 0 BB: 0 P: 6	R: 0 E: 0 K: 1 S: 5 H: 0 LOB: 1 BB: 1 P: 9	R: 0 E: 0 K: 3 S: 10 H: 1 LOB: 1 BB: 0 P: 10	R: 0 E: 0 K: 1 S: 5 H: 0 LOB: 0 BB: 0 P: 5	1B: 6 2B: 0 3B: 1 HR: 0 SF: 1 SAC: 1 DP: 0 HBP: 0						

PITCHER	IP	WLS	BF	H	R	ER	SO	BB	IBB	HBP	BLK	WP	HR	S	P	ERA	WHIP
Steve Carlton, L (1, 1) ERA: 2.74	9.0	W	39	7	4	4	13	6	0	0	0	1	0	59	83	4.00	1.444

PITCHER	IP	WLS	BF	H	R	ER	SO	BB	IBB	HBP	BLK	WP	HR	S	P	ERA	WHIP

TOP

New York Mets @ Philadelphia Phillies

Veterans Stadium, Philadelphia, PA

Thu Jun 29 1972, 7:05 PM EDT

Att. 14,451 - Unknown

livebaseballscorecards.com

AB	31
R	4
H	7
RBI	4
BB	6
SO	13
LOB	17

WP: 1 PA: 39
PB: 0
SB: 0
CS: 1

BOTTOM

New York Mets @ Philadelphia Phillies

Veterans Stadium, Philadelphia, PA

Thu Jun 29 1972, 7:05 PM EDT

Att. 14,451 - Unknown

livebaseballscorecards.com

Batter	1	2	3	4	5	6	7	8	9	AB	R	H	RBI	BB	SO	LOB
Denny Doyle, L (1, 4) OBP: 0.307, SLG: 0.317	5-3	F7		S 1B	BB BB		6-3	F9		5	0	1	0	1	0	2
Don Money, R (1, 5) OBP: 0.336, SLG: 0.344	1B K 1B		HR	P3	BB		BB BB 2B BB			3	2	2	2	2	0	2
Oscar Gamble, L (1, 9) OBP: 0.355, SLG: 0.345	K BB 1B		P6	1B P4			2B BB			4	2	2	0	1	0	3
Joe Lis, R (1, 3) OBP: 0.346, SLG: 0.227 Tom Hutton, L (7, 3) OBP: 0.337, SLG: 0.401	K BB	5-3		FC1-5 1B	K		2B BB			3 0	0 0	1 0	0 0	1 1	1 0	0 0
Greg Luzinski, R (1, 7) OBP: 0.333, SLG: 0.447	K	K		1B FC1-5 1B	1B 1B SF8 1B		2B			5	2	3	3	0	2	3
Bill Robinson, R (1, 8) OBP: 0.250, SLG: 0.500	K		HR	FC1-5 1B 1B	1B 1B		F2			5	2	2	1	0	1	4
Larry Bowa, S (1, 6) OBP: 0.296, SLG: 0.301	K		S 1B 1B	WP 1B BB 1B	1B 1B		P4			5	1	3	0	0	1	2
John Bateman, R (1, 2) OBP: 0.338, SLG: 0.438	1B 1B		F6	K	SF8			K		4	0	1	1	0	2	4
Steve Carlton, L (1, 1) OBP: 0.278, SLG: 0.260	1B		P4	BB BB 1B	P3			4-3		5	0	2	2	0	0	3
Inning Stats	R: 0 E: 0 K: 1 S: 6 H: 2 LOB: 3 BB: 1 P: 10	R: 0 E: 0 K: 2 S: 9 H: 2 LOB: 2 BB: 0 P: 9	R: 1 E: 0 K: 1 S: 6 H: 1 LOB: 0 BB: 0 P: 6	R: 1 E: 0 K: 0 S: 6 H: 3 LOB: 2 BB: 0 P: 6	R: 4 E: 0 K: 1 S: 10 H: 5 LOB: 3 BB: 2 P: 18	R: 1 E: 0 K: 1 S: 8 H: 3 LOB: 2 BB: 0 P: 8	R: 2 E: 0 K: 0 S: 4 H: 1 LOB: 2 BB: 3 P: 16	R: 0 E: 0 K: 1 S: 5 H: 0 LOB: 0 BB: 0 P: 5		1B: 14 2B: 1 3B: 0 HR: 2 SF: 1 SAC: 0 DP: 0 HBP: 0						

	AB	39
	R	9
	H	17
	RBI	9
	BB	6
	SO	7
	LOB	23

PITCHER		IP	WLS	BF	H	R	ER	SO	BB	IBB	HBP	BLK	WP	HR	S	P	ERA	WHIP
Gary Gentry, R ERA: 4.06	(1, 1)	4.0	L	23	11	5	5	4	1	0	0	0	0	2	30	34	11.25	3.000
Bob Rauch, R ERA: 9.0	(5, 1)	1.0		7	2	1	1	1	2	0	0	0	1	0	7	15	9.00	4.000
Buzz Capra, R ERA: 4.68	(6, 1)	2.0		13	4	3	3	1	3	0	0	0	0	0	12	24	13.50	3.500
Ray Sadecki, L ERA: 4.5	(8, 1)	1.0		3	0	0	0	1	0	0	0	0	0	0	5	5	0.00	0.000

PITCHER	IP	WLS	BF	H	R	ER	SO	BB	IBB	HBP	BLK	WP	HR	S	P	ERA	WHIP

Batter	1	2	3	4	5	6	7	8	9	AB	R	H	RBI	BB	SO	LOB
Willie Mays, R (1, 8) OBP: 0.425, SLG: 0.355	FC1-6 BB	K		CS BB			F8		HR	3	1	1	1	2	1	1
Bud Harrelson, S (1, 6) OBP: 0.319, SLG: 0.271	FC1-6 BB 1-2f 1B	BB		CS 1-2	1-3		G3		F6	4	1	0	0	1	0	1
Dave Marshall, L (1, 9) OBP: 0.302, SLG: 0.319	1B 2B 1-2 BB	K			K			CS 1B		3	1	1	0	1	2	2
Jim Fregosi, R (1, 5) OBP: 0.317, SLG: 0.390	2B 1-3 2-H 1B		K		E5			E 1-2 BB		3	2	1	1	1	1	0
Cleon Jones, R (1, 7) OBP: 0.323, SLG: 0.342 Wayne Garrett, L (4, 4) OBP: 0.367, SLG: 0.279	SF9 1-H 3-H 2B		1-3		K			E5 1-H 3B		2 2	1 1	1 1	2 1	0 0	0 1	0 1
Jim Beauchamp, R (1, 3) OBP: 0.244, SLG: 0.238 Ed Kranepool, L (8, PH) OBP: 0.288, SLG: 0.341 (8, 3)	SF9 3-H		1B			P4		F9		2 1	0 0	1 0	1 0	0 0	0 0	0 0
Ted Martinez, R (1, 4) OBP: 0.293, SLG: 0.345 (4, 7)	K		F8			G6-3 1B		CS 1B		4	0	2	0	0	1	1
Jerry Grote, R (1, 2) OBP: 0.308, SLG: 0.331		S 1B		6-3		G6-3 1-2f		CS 1-2	1-3	4	0	1	0	0	0	1
Jon Matlack, L (1, 1) OBP: 0.250, SLG: 0.161 Ken Boswell, L (7, PH) OBP: 0.251, SLG: 0.288 Danny Frisella, L (7, 1)		K 1-2		K			4-3		F8	2 1 1	0 0 0	0 0 0	0 0 0	0 0 0	2 0 0	1 0 0
Inning Stats	R: 4 H: 2 E: 0 LOB: 0 K: 1 BB: 2 S: 7 P: 15	R: 0 H: 1 E: 0 LOB: 2 K: 3 BB: 1 S: 10 P: 14	R: 0 H: 1 E: 0 LOB: 1 K: 1 BB: 0 S: 6 P: 6	R: 0 H: 0 E: 0 LOB: 0 K: 1 BB: 1 S: 4 P: 8	R: 0 H: 0 E: 1 LOB: 1 K: 2 BB: 0 S: 8 P: 8	R: 0 H: 1 E: 0 LOB: 0 K: 0 BB: 0 S: 3 P: 3	R: 0 H: 0 E: 0 LOB: 0 K: 0 BB: 0 S: 3 P: 3	R: 2 H: 3 E: 1 LOB: 0 K: 0 BB: 1 S: 4 P: 8	R: 1 H: 1 E: 0 LOB: 0 K: 0 BB: 0 S: 4 P: 4	1B: 6 SF: 1 2B: 1 SAC: 0 3B: 1 DP: 1 HR: 1 HBP: 0						

PITCHER		IP	WLS	BF	H	R	ER	SO	BB	IBB	HBP	BLK	WP	HR	S	P	ERA	WHIP
Balor Moore, L ERA: 6.0	(1, 1)	6.0	L	26	5	4	4	8	4	0	0	0	0	0	38	54	6.00	1.500
Tom Walker, R ERA: 2.78	(7, 1)	3.0		12	4	3	3	0	1	0	0	0	0	1	11	15	9.00	1.667

PITCHER	IP	WLS	BF	H	R	ER	SO	BB	IBB	HBP	BLK	WP	HR	S	P	ERA	WHIP

New York Mets @ Montreal Expos

Jarry Park, Montreal, QB

Fri Jun 30 1972, 7:05 PM EDT

Att. 15,209 - Unknown

TOP

livebaseballscorecards.com

AB	32
R	7
H	9
RBI	6
BB	5
SO	8
LOB	8

WP: 0	PA: 40		
PB: 0			
SB: 1			
CS: 3			

BOTTOM

Batter	1	2	3	4	5	6	7	8	9	AB	R	H	RBI	BB	SO	LOB
Ron Hunt, R (1, 4) OBP: 0.331, SLG: 0.289	E6 1-3 3B	P6			L5		F7		F5	5	1	0	0	0	0	3
Tim Foli, R (1, 6) OBP: 0.271, SLG: 0.286	1-3 1-2		HR		1B		4-3		F2	5	1	2	1	0	0	2
Clyde Mashore, R (1, 7) OBP: 0.291, SLG: 0.368 Jim Fairey, L (7, PH) OBP: 0.278, SLG: 0.340 (8, 7)	F8		6-3		F7		1B			3 1	0 0	0 1	0 0	0 0	0 0	2 0
Ron Woods, R (1, 8) OBP: 0.268, SLG: 0.318 Mike Jorgensen, L (7, PH) OBP: 0.332, SLG: 0.365 (8, 8)	2-H 3B		F7		L7		4-3			3 1	0 0	1 0	1 0	0 0	0 0	1 1
Bob Bailey, R (1, 5) OBP: 0.293, SLG: 0.342	P6		K		5-3				5-3	4	0	0	0	0	1	1
John Boccabella, R (1, 3) OBP: 0.259, SLG: 0.307		F8		1B	HR				5-3	4	1	2	1	0	0	0
Ron Fairly, L (1, 9) OBP: 0.333, SLG: 0.379		1B 1B		P4	BB				4-3	3	0	1	0	1	0	1
Terry Humphrey, R (1, 2) OBP: 0.200, SLG: 0.223 Boots Day, L (9, PH) OBP: 0.328, SLG: 0.321	1-2 1B		K		P4				4-3	3 1	0 0	1 0	0 0	0 0	1 0	2 0
Balor Moore, L (1, 1) Bobby Wine, R (6, PH) OBP: 0.188, SLG: 0.250 Tom Walker, R (7, 1) Tim McCarver, L (9, PH) OBP: 0.318, SLG: 0.338		K	K			P4			BB	2 1 0 0	0 0 0 0	0 0 0 0	0 0 0 0	2 0 0 1	3 1 0 0	
Inning Stats	R: 1 E: 1 K: 0 S: 5 H: 1 LOB: 1 BB: 0 P: 5	R: 0 E: 0 K: 1 S: 7 H: 2 LOB: 2 BB: 0 P: 7	R: 1 E: 0 K: 1 S: 6 H: 1 LOB: 0 BB: 0 P: 6	R: 0 E: 0 K: 2 S: 8 H: 1 LOB: 1 BB: 0 P: 8	R: 0 E: 0 K: 0 S: 4 H: 1 LOB: 1 BB: 1 P: 4	R: 1 E: 0 K: 0 S: 4 H: 1 LOB: 1 BB: 1 P: 8	R: 0 E: 0 K: 0 S: 4 H: 1 LOB: 1 BB: 0 P: 4	R: 0 E: 0 K: 0 S: 3 H: 0 LOB: 0 BB: 0 P: 3	R: 0 E: 0 K: 0 S: 3 H: 0 LOB: 1 BB: 1 P: 7	1B: 5 2B: 0 3B: 1 HR: 2		SF: 0 SAC: 0 DP: 0 HBP: 0				

PITCHER	IP	WLS	BF	H	R	ER	SO	BB	IBB	HBP	BLK	WP	HR	S	P	ERA	WHIP
Jon Matlack, L (1, 1) ERA: 2.59	6.0	W	27	7	3	2	4	1	0	0	0	0	2	34	38	3.00	1.333
Danny Frisella, R (7, 1) ERA: 1.44	3.0	S	11	1	0	0	0	1	0	0	0	0	0	10	14	0.00	0.667

PITCHER	IP	WLS	BF	H	R	ER	SO	BB	IBB	HBP	BLK	WP	HR	S	P	ERA	WHIP

New York Mets @ Montreal Expos

Jarry Park, Montreal, QB

Fri Jun 30 1972, 7:05 PM EDT

Att. 15,209 - Unknown

livebaseballscorecards.com

AB	36
R	3
H	8
RBI	3
BB	2
SO	4
LOB	17

1B: 5	SF: 0	WP: 0	PA: 38
2B: 0	SAC: 0	PB: 0	
3B: 1	DP: 0	SB: 0	
HR: 2	HBP: 0	CS: 0	

New York Mets @ Montreal Expos

Jarry Park, Montreal, QB

Sat Jul 01 1972, 7:05 PM EDT

Att. 25,156 - Unknown

TOP

livebaseballscorecards.com

Batter	1	2	3	4	5	6	7	8	9	AB	R	H	RBI	BB	SO	LOB
Willie Mays, R (1, 8) OBP: 0.415, SLG: 0.344	4-3		6-3		6-3		FC5-4 HBP 1-2f			4	0	0	0	0	0	1
Bud Harrelson, S (1, 6) OBP: 0.322, SLG: 0.272	3-1		E3 1B 1B		2-3		G4-6-3 HBP 1-2			3	1	1	0	0	0	0
Dave Marshall, L (1, 9) OBP: 0.316, SLG: 0.392	K		2-H 1B		HR		G4-6-3 1-2f			4	1	2	2	0	1	2
John Milner, L (1, 3) OBP: 0.367, SLG: 0.526 Ed Kranepool, L (8, 3) OBP: 0.288, SLG: 0.341		1B BB	3-1		4-3			F7		3 0	0 0	0 0	0 0	1 0	0 0	1 0
Ken Boswell, L (1, 4) OBP: 0.246, SLG: 0.280		F7		4-3		4-3		4-3		4	0	0	0	0	0	1
Wayne Garrett, L (1, 5) OBP: 0.362, SLG: 0.278		K		K		1B		K		4	0	1	0	0	3	1
Ted Martinez, R (1, 7) OBP: 0.307, SLG: 0.374		1B		3B		F8			CS 1B	4	0	3	0	0	0	1
Duffy Dyer, R (1, 2) OBP: 0.327, SLG: 0.505		K		IBB		K			F7	3	0	0	0	1	2	4
Jerry Koosman, R (1, 1) OBP: 0.200, SLG: 0.200			F7	K			FC5-4		K	4	0	1	0	0	2	2
Inning Stats	R: 0 E: 0 K: 1 S: 5 H: 0 LOB: 0 BB: 0 P: 5	R: 0 E: 0 K: 2 S: 8 H: 1 LOB: 2 BB: 1 P: 12	R: 1 E: 1 K: 0 S: 5 H: 2 LOB: 1 BB: 0 P: 5	R: 0 E: 0 K: 2 S: 8 H: 1 LOB: 2 BB: 1 P: 12	R: 1 E: 0 K: 0 S: 4 H: 1 LOB: 0 BB: 0 P: 4	R: 0 E: 0 K: 1 S: 6 H: 1 LOB: 1 BB: 0 P: 6	R: 0 E: 0 K: 0 S: 3 H: 1 LOB: 1 BB: 0 P: 4	R: 0 E: 0 K: 1 S: 5 H: 0 LOB: 0 BB: 0 P: 5	R: 0 E: 0 K: 1 S: 5 H: 1 LOB: 0 BB: 0 P: 5	1B: 6 2B: 0 3B: 1 HR: 1	SF: 0 SAC: 0 DP: 1 HBP: 1						

	AB	33
	R	2
	H	8
	RBI	2
	BB	2
	SO	8
	LOB	13

WP: 0 PB: 0 SB: 0 CS: 1 PA: 36

PITCHER	IP	WLS	BF	H	R	ER	SO	BB	IBB	HBP	BLK	WP	HR	S	P	ERA	WHIP
Mike Torrez, R (1, 1) ERA: 2.45	9.0	L	36	8	2	1	8	1	1	1	0	0	1	49	58	1.00	1.000

PITCHER	IP	WLS	BF	H	R	ER	SO	BB	IBB	HBP	BLK	WP	HR	S	P	ERA	WHIP

New York Mets @ Montreal Expos

Jarry Park, Montreal, QB

Sat Jul 01 1972, 7:05 PM EDT

Att. 25,156 - Unknown

livebaseballscorecards.com

BOTTOM

Batter	1	2	3	4	5	6	7	8	9	AB	R	H	RBI	BB	SO	LOB
Ron Hunt, R (1, 5) OBP: 0.330, SLG: 0.288	K		FC6-4 (1-2f)			P4			E7 1B	4	0	1	0	0	1	2
Tim Foli, R (1, 6) OBP: 0.276, SLG: 0.286	FC5-4 1B			CS BB		P4			K	3	0	1	0	1	1	2
Clyde Mashore, R (1, 9) OBP: 0.278, SLG: 0.350	FC5-4 CS (1-2f)			F8 (1-2)			K		P3	4	0	0	0	0	1	3
Ron Woods, R (1, 8) OBP: 0.260, SLG: 0.308	CS (1-2)	P4		L6			F8			3	0	0	0	0	0	0
Bob Bailey, R (1, 7) OBP: 0.290, SLG: 0.338		K			F3		F8			3	0	0	0	0	1	0
John Boccabella, R (1, 3) OBP: 0.253, SLG: 0.300		6-3			6-3			F8		3	0	0	0	0	0	0
Terry Humphrey, R (1, 2) OBP: 0.194, SLG: 0.217			P4		F9			F9		3	0	0	0	0	0	0
Hector Torres, R (1, 4) OBP: 0.177, SLG: 0.237			K			1B		F9		3	0	1	0	0	1	0
Mike Torrez, R (1, 1) OBP: 0.231, SLG: 0.211			FC6-4 1B			K			6-3	2	0	1	0	0	1	1
Tim McCarver, L (9, PH) OBP: 0.317, SLG: 0.337										1	0	0	0	0	0	0

Inning Stats	1	2	3	4	5	6	7	8	9
	R: 0 E: 0 K: 1 S: 5	H: 1 LOB: 0 BB: 0 P: 5	R: 0 E: 0 K: 1 S: 5	H: 0 LOB: 0 BB: 0 P: 5	R: 0 E: 0 K: 1 S: 6	H: 1 LOB: 1 BB: 0 P: 6	R: 0 E: 0 K: 0 S: 3	H: 0 LOB: 0 BB: 0 P: 3	R: 0 E: 0 K: 1 S: 6	H: 1 LOB: 1 BB: 0 P: 6	R: 0 E: 0 K: 1 S: 5	H: 0 LOB: 0 BB: 0 P: 5	R: 0 E: 0 K: 0 S: 3	H: 0 LOB: 0 BB: 0 P: 3	R: 0 E: 1 K: 1 S: 6	H: 1 LOB: 1 BB: 0 P: 6

PITCHER		IP	WLS	BF	H	R	ER	SO	BB	IBB	HBP	BLK	WP	HR	S	P	ERA	WHIP	PITCHER	IP	WLS	BF	H	R	ER	SO	BB	IBB	HBP	BLK	WP	HR	S	P	ERA	WHIP
Jerry Koosman, L (1, 1) ERA: 3.62		9.0	W	30	4	0	0	6	1	0	0	0	0	0	41	45	0.00	0.556																	

AB	29
R	0
H	4
RBI	0
BB	1
SO	6
LOB	8

1B: 4	SF: 0	WP: 0	PA: 31
2B: 0	SAC: 0	PB: 0	
3B: 0	DP: 0	SB: 0	
HR: 0	HBP: 0	CS: 2	

Batter	1	2	3	4	5	6	7	8	9	AB	R	H	RBI	BB	SO	LOB
Bud Harrelson, S (1, 6) OBP: 0.323, SLG: 0.272	4-3		BBB G6-4-3 BB		SSS K			1B	P4	4	0	1	0	1	1	2
Ted Martinez, R (1, 8) OBP: 0.298, SLG: 0.362	6-3		G6-4-3 1-2f		P5			SSS K		4	0	0	0	0	1	3
Dave Marshall, L (1, 9) OBP: 0.311, SLG: 0.400	4-3			F9 2B		F7		G3-6-3 1-2f		4	0	1	0	0	0	1
John Milner, L (1, 7) OBP: 0.364, SLG: 0.525		SSS K		SSS K		P6			E 2B	4	1	1	0	0	2	1
Ed Kranepool, L (1, 3) OBP: 0.287, SLG: 0.338		FC4-6 BB 1B		F9 2-3		6-3			E6 2B SF8 2-H	4	1	1	0	0	0	1
Wayne Garrett, L (1, 5) OBP: 0.378, SLG: 0.297		BBBB FC4-6 1-2 BB		BBBB FC4 BB			4-3		1B 2-3 2B	2	1	1	0	2	0	0
Ken Boswell, L (1, 4) OBP: 0.240, SLG: 0.275		FC4-6 1-2f 2-3		FC4 1-2f			3-1		SF8 3-H	3	0	0	1	0	0	4
Jerry Grote, R (1, 2) OBP: 0.313, SLG: 0.331		SSS K			FC2-6 1B		BBBB BB		SSS K	3	0	1	0	1	2	3
Jim McAndrew, R (1, 1) OBP: 0.091, SLG: 0.048 Jim Beauchamp, R (7, PH) OBP: 0.239, SLG: 0.233 Tug McGraw, R (7, 1) OBP: 0.250, SLG: 0.143 Willie Mays, R (9, PH) OBP: 0.418, SLG: 0.349 Cleon Jones, R (9, PR) OBP: 0.323, SLG: 0.342 Bob Rauch, R (9, 1)			6-3		FC2-6 1-2f		SSS K		2-H 1B	2 1 0 1 0 0	0 0 0 0 0 0	0 1 0 1 0 0	0 0 0 1 0 0	0 1 0 1 0 0	0 1 0 0 0 0	1 1 0 0 0 0
Inning Stats	R: 0 E: 0 K: 0 S: 3 H: 0 LOB: 0 BB: 0 P: 3	R: 0 E: 1 K: 2 S: 8 H: 1 LOB: 2 BB: 1 P: 12	R: 0 E: 0 K: 0 S: 2 H: 0 LOB: 0 BB: 1 P: 6	R: 0 E: 0 K: 1 S: 6 H: 1 LOB: 2 BB: 1 P: 10	R: 0 E: 0 K: 1 S: 6 H: 1 LOB: 1 BB: 0 P: 6	R: 0 E: 0 K: 0 S: 3 H: 0 LOB: 0 BB: 0 P: 3	R: 0 E: 0 K: 1 S: 5 H: 0 LOB: 1 BB: 1 P: 9	R: 0 E: 0 K: 1 S: 5 H: 1 LOB: 0 BB: 0 P: 5	R: 3 E: 1 K: 1 S: 9 H: 3 LOB: 1 BB: 0 P: 9	1B: 4 2B: 3 3B: 0 HR: 0 SF: 1 SAC: 0 DP: 2 HBP: 0						

TOP

New York Mets @ Montreal Expos

Jarry Park, Montreal, QB

Sun Jul 02 1972, 3:33 AM EDT

Att. 21,389 - Unknown

livebaseballscorecards.com

AB	32
R	3
H	7
RBI	2
BB	4
SO	7
LOB	17

PITCHER		IP	WLS	BF	H	R	ER	SO	BB	IBB	HBP	BLK	WP	HR	S	P	ERA	WHIP
Bill Stoneman, R ERA: 2.73	(1, 1)	8.2		36	7	3	1	7	4	0	0	0	0	0	46	62	1.04	1.269
Mike Marshall, R ERA: 2.38	(9, 1)	0.1	W	1	0	0	0	0	0	0	0	0	0	0	1	1	0.00	0.000

PITCHER	IP	WLS	BF	H	R	ER	SO	BB	IBB	HBP	BLK	WP	HR	S	P	ERA	WHIP

WP: 0 PA: 37
PB: 0
SB: 0
CS: 0

Batter	1	2	3	4	5	6	7	8	9	AB	R	H	RBI	BB	SO	LOB
Ron Hunt, R (1, 4) OBP: 0.338, SLG: 0.293	F8			5-3 1B		G6-3 1B		1B SH2-4 1B HBP	BB BB IBB	3	2	2	0	1	0	0
Mike Jorgensen, L (1, 3) OBP: 0.331, SLG: 0.360	P6			K		F8		SH2-4 1-2	BB 1-2 2-3	3	0	0	0	1	1	2
Tim McCarver, L (1, 5) OBP: 0.313, SLG: 0.332 Bobby Wine, R (7, 5) OBP: 0.235, SLG: 0.294 Bob Bailey, R (8, PR) OBP: 0.289, SLG: 0.336 (9, 5)	6-3			5-3 1-2		G6-3 1-2f		BB 1B 2-3 1B	K	3 1 1	0 0 0	0 1 0	0 0 0	0 0 0	0 0 1	2 0 3
Ron Fairly, L (1, 9) OBP: 0.345, SLG: 0.388		6-3		2-H 1B			BB SH2-4 6-3 1B	BB 1-2 3-H 1B	BB 1-2 2-3 3-H BB	4	1	3	3	1	0	0
Boots Day, L (1, 8) OBP: 0.333, SLG: 0.324		4-3			6-3 1B		SH2-4 1-2	BB 1-2 2-3 BB		2	0	1	0	1	0	0
Jim Fairey, L (1, 7) OBP: 0.268, SLG: 0.327 Ron Woods, R (7, PH) OBP: 0.265, SLG: 0.304 (8, 7) Mike Marshall, R (9, 1)		4-3			F8		6-3 BB BB	K		2 1 0	0 0 0	0 0 0	0 1 0	0 1 0	0 1 0	1 3 0
Tim Foli, R (1, 6) OBP: 0.279, SLG: 0.287			G4-3 1B		6-3 1-2		6-3 1-2 2-3 BB	F8		3	0	1	0	1	0	4
Terry Humphrey, R (1, 2) OBP: 0.205, SLG: 0.213 Carl Morton, R (9, PR) OBP: 0.222, SLG: 0.269			G4-3 1-2f		IBB		6-3 1-2 2-3 3-H		BB SH1-4 BB BB	2 0	0 1	0 0	1 0	2 0	0 0	3 0
Bill Stoneman, R (1, 1) OBP: 0.132, SLG: 0.083 Clyde Mashore, R (9, 7) OBP: 0.278, SLG: 0.350			K		5-3		K		SH1-4 1-2	3 0	0 0	0 0	0 0	0 0	2 0	4 0
Inning Stats	R: 0 H: 0 E: 0 LOB: 0 K: 0 BB: 0 S: 3 P: 3	R: 0 H: 0 E: 0 LOB: 0 K: 0 BB: 0 S: 3 P: 3	R: 0 H: 1 E: 0 LOB: 0 K: 1 BB: 0 S: 5 P: 5	R: 1 H: 2 E: 0 LOB: 1 K: 1 BB: 0 S: 6 P: 6	R: 0 H: 1 E: 0 LOB: 2 K: 0 BB: 1 S: 4 P: 8	R: 0 H: 1 E: 0 LOB: 0 K: 0 BB: 0 S: 3 P: 3	R: 1 H: 1 E: 0 LOB: 2 K: 1 BB: 2 S: 6 P: 14	R: 1 H: 2 E: 0 LOB: 3 K: 1 BB: 1 S: 7 P: 12	R: 1 H: 0 E: 0 LOB: 3 K: 1 BB: 4 S: 4 P: 20	1B: 8 2B: 0 3B: 0 HR: 0	SF: 0 SAC: 3 DP: 2 HBP: 1						

PITCHER		IP	WLS	BF	H	R	ER	SO	BB	IBB	HBP	BLK	WP	HR	S	P	ERA	WHIP
Jim McAndrew, R ERA: 3.16	(1, 1)	6.0		21	5	1	1	2	0	1	0	0	0	0	24	28	1.50	0.833
Tug McGraw, L ERA: 1.85	(7, 1)	2.0		13	3	2	2	2	3	0	1	0	0	0	13	26	9.00	3.000
Bob Rauch, R ERA: 10.8	(9, 1)	0.2	L	6	0	1	1	1	3	1	0	0	0	0	4	20	13.50	4.500

PITCHER	IP	WLS	BF	H	R	ER	SO	BB	IBB	HBP	BLK	WP	HR	S	P	ERA	WHIP

BOTTOM

New York Mets @ Montreal Expos

Jarry Park, Montreal, QB

Sun Jul 02 1972, 3:33 AM EDT

Att. 21,389 - Unknown

livebaseballscorecards.com

AB	28
R	4
H	8
RBI	4
BB	8
SO	5
LOB	22

Batter	1	2	3	4	5	6	7	8	9	AB	R	H	RBI	BB	SO	LOB
Derrel Thomas, S (1, 4) (8, 6) OBP: 0.299, SLG: 0.305	B1			K		5-3		L9		4	0	0	0	0	1	2
Dave Roberts, R (1, 5) OBP: 0.278, SLG: 0.380	3-1			F4		K			4-3	4	0	0	0	0	1	0
Leron Lee, L (1, 7) OBP: 0.361, SLG: 0.507	K			BB			F8		G6-4-3 1B	3	0	1	0	1	1	0
Nate Colbert, R (1, 3) OBP: 0.290, SLG: 0.448		K		1-2 BB			K		G6-4-3 1-2f	3	0	0	0	1	2	1
Cito Gaston, R (1, 9) OBP: 0.275, SLG: 0.330		K		K			K			3	0	0	0	0	3	2
Jerry Morales, R (1, 8) OBP: 0.337, SLG: 0.413		F4			6-3			F7		3	0	0	0	0	0	0
Pat Corrales, R (1, 2) OBP: 0.231, SLG: 0.167			F6		F4			K		2	0	0	0	0	0	0
Curt Blefary, L (8, PH) (8, 2) OBP: 0.269, SLG: 0.333										1	0	0	0	0	1	0
Enzo Hernandez, R (1, 6) OBP: 0.245, SLG: 0.229			K		4-3			BB		2	0	0	0	0	1	0
Larry Stahl, L (8, PH) OBP: 0.294, SLG: 0.365										0	0	0	0	1	0	0
Fred Norman, S (8, 1) OBP: 0.219, SLG: 0.226										0	0	0	0	0	0	0
Mark Schaeffer, L (8, 1)										0	0	0	0	0	0	0
Clay Kirby, R (1, 1) OBP: 0.129, SLG: 0.081			1-3			K		BB		1	0	0	0	0	0	0
Gary Ross, R (3, 1) OBP: 0.333, SLG: 0.333										0	0	0	0	0	0	0
Johnny Jeter, R (6, PH) OBP: 0.268, SLG: 0.351										1	0	0	0	0	1	0
Bill Greif, R (6, 1)										0	0	0	0	0	0	0
Garry Jestadt, R (8, PH) (8, 4) OBP: 0.267, SLG: 0.310								BB		0	0	0	0	1	0	0

TOP

San Diego Padres @ New York Mets

Shea Stadium, Flushing, NY

Tue Jul 04 1972, 3:33 AM EDT

Unknown

livebaseballscorecards.com

	AB	R	H	RBI	BB	SO	LOB
	27	0	1	0	4	11	5

Inning Stats	1	2	3	4	5	6	7	8	9
R:	0	0	0	0	0	0	0	0	0
E:	0	0	0	0	0	0	0	0	0
K:	1	2	1	2	0	2	2	1	0
S:	5	7	5	7	3	7	7	5	3
H:	0	0	0	0	0	0	0	0	1
LOB:	0	0	0	2	0	0	0	2	0
BB:	0	0	0	2	0	0	0	2	0
P:	5	7	5	15	3	7	7	13	3

1B:	1	SF:	0	WP:	0	PA:	31
2B:	0	SAC:	0	PB:	0		
3B:	0	DP:	1	SB:	0		
HR:	0	HBP:	0	CS:	0		

PITCHER		IP	WLS	BF	H	R	ER	SO	BB	IBB	HBP	BLK	WP	HR	S	P	ERA	WHIP
Tom Seaver, R ERA: 3.04	(1, 1)	9.0	W	31	1	0	0	11	4	0	0	0	0	0	49	65	0.00	0.556

PITCHER		IP	WLS	BF	H	R	ER	SO	BB	IBB	HBP	BLK	WP	HR	S	P	ERA	WHIP

BOTTOM

San Diego Padres @ New York Mets

Shea Stadium, Flushing, NY

Tue Jul 04 1972, 3:33 AM EDT

Unknown

livebaseballscorecards.com

Batter	1	2	3	4	5	6	7	8	9	AB	R	H	RBI	BB	SO	LOB
Willie Mays, R (1, 8) OBP: 0.424, SLG: 0.349	K		6-3	FC6-4 BB		L9-5 PB 1B		BB		3	0	1	0	2	1	0
Bud Harrelson, S (1, 6) OBP: 0.321, SLG: 0.270	B4		BB S BB 1B	FC6-4		L9-5		L4		5	1	1	0	0	0	6
Wayne Garrett, L (1, 4) OBP: 0.379, SLG: 0.295	1B		BB BB BB BB	F7		F3		F9		4	1	1	0	1	0	5
John Milner, L (1, 7) OBP: 0.361, SLG: 0.514	4-3		BB BB BB		4-3		P6			3	0	0	0	1	0	1
Jim Fregosi, R (1, 5) OBP: 0.320, SLG: 0.386		K	BB BB		E BB		P4			2	0	0	1	2	1	0
Ed Kranepool, L (1, 3) OBP: 0.286, SLG: 0.331		F8	FC4-6 BB		F7		4-3			3	0	0	1	1	0	1
Ted Martinez, R (1, 9) OBP: 0.311, SLG: 0.374		1B	FC4-6		E6 1B			E5 S 1B		4	0	3	0	0	0	3
Duffy Dyer, R (1, 2) OBP: 0.324, SLG: 0.490		K		5-3	FC6-4 IBB			6-3		3	0	0	0	1	1	2
Tom Seaver, R (1, 1) OBP: 0.244, SLG: 0.366			K	FC6-4 BB	FC6-4			BB		2	0	0	0	2	1	3
Inning Stats	R: 0 H: 1 E: 0 LOB: 1 K: 1 BB: 0 S: 6 P: 6	R: 0 H: 1 E: 0 LOB: 1 K: 2 BB: 0 S: 8 P: 8	R: 2 H: 1 E: 0 LOB: 3 K: 1 BB: 4 S: 6 P: 22	R: 0 H: 0 E: 0 LOB: 2 K: 0 BB: 2 S: 3 P: 11	R: 0 H: 1 E: 1 LOB: 3 K: 0 BB: 2 S: 4 P: 12	R: 0 H: 1 E: 0 LOB: 0 K: 0 BB: 0 S: 3 P: 3	R: 0 H: 0 E: 0 LOB: 0 K: 0 BB: 0 S: 3 P: 3	R: 0 H: 1 E: 1 LOB: 3 K: 0 BB: 2 S: 4 P: 12		1B: 6 SF: 0 2B: 1 SAC: 0 3B: 0 DP: 1 HR: 0 HBP: 0						

	AB	29
	R	2
	H	6
	RBI	2
	BB	10
	SO	4
	LOB	21

WP: 0 PB: 1 SB: 2 CS: 0 PA: 39

PITCHER		IP	WLS	BF	H	R	ER	SO	BB	IBB	HBP	BLK	WP	HR	S	P	ERA	WHIP
Clay Kirby, R ERA: 3.27	(1, 1)	2.2	L	15	3	2	2	4	4	0	0	0	0	0	19	35	6.75	2.625
Gary Ross, R ERA: 2.23	(3, 1)	2.1		12	1	0	0	0	3	1	0	0	0	0	8	24	0.00	1.714
Bill Greif, R ERA: 5.56	(6, 1)	2.0		6	1	0	0	0	0	0	0	0	0	0	6	6	0.00	0.500
Fred Norman, L ERA: 3.36	(8, 1)	0.1		4	1	0	0	0	2	0	0	0	0	0	2	10	0.00	9.000
Mark Schaeffer, L ERA: 4.3	(8, 1)	0.2		2	0	0	0	0	0	0	0	0	0	0	2	2	0.00	0.000

PITCHER	IP	WLS	BF	H	R	ER	SO	BB	IBB	HBP	BLK	WP	HR	S	P	ERA	WHIP

San Diego Padres @ New York Mets

Shea Stadium, Flushing, NY

Tue Jul 04 1972, 3:38 AM EDT

Att. 40,460 - Unknown

livebaseballscorecards.com

TOP

Batter	1	2	3	4	5	6	7	8	9	AB	R	H	RBI	BB	SO	LOB
Derrel Thomas, S (1, 4) OBP: 0.310, SLG: 0.314	BBBB 4-0 FC6-4 BB		x 0-0 CS 1B			x 0-0 4-3 PB E 1B	x 0-0 ③ F9		x 0-0 E9 1-H 2-H 1B	4	1	3	1	1	0	2
Dave Roberts, R (1, 5) OBP: 0.265, SLG: 0.361	x 0-0 ① FC6-4 F8 1-2f		0-0 ③ CS 1-2	x 0-0 ① F8		x 0-0 ① 4-3 1-3		SSS 0-3 ① K	x 0-0 ③ F2	5	0	0	0	0	1	4
Leron Lee, L (1, 7) OBP: 0.363, SLG: 0.507	x 0-0 ② F8 1-2			x 0-0 FC5 BB 1B		x 0-0 E7 3-H 1B		x 0-0 ② 5-3		4	0	2	1	0	0	1
Nate Colbert, R (1, 3) OBP: 0.292, SLG: 0.458	x 0-0 ③ F8			BBBB 4-0 1-2 BB		x 0-0 ② F8		x 0-0 HR		3	1	1	1	1	0	2
Larry Stahl, L (1, 9) OBP: 0.293, SLG: 0.362		x 0-0 G4-6-3 1B		SSS 0-3 ② K		x 0-0 ③ 1-3		x 0-0 ③ 1-3		4	0	1	0	0	1	3
Johnny Jeter, R (1, 8) OBP: 0.267, SLG: 0.348		x 0-0 ①② G4-6-3 1-2f		x 0-0 ③ FC5 2-3f			x 0-0 ① 1-3		x 0-0 FC1-5 1B 1B	4	0	1	0	0	0	3
Fred Kendall, R (1, 2) OBP: 0.250, SLG: 0.245 Jerry Morales, R (9, PR) OBP: 0.337, SLG: 0.413 Pat Corrales, R (9, 2) OBP: 0.231, SLG: 0.167		x 0-0 ③ F4			x 0-0 ① F7		x 0-0 ② F7		x 0-0 FC1-5 1-2 1B 1B	4 0 0	0 1 0	1 0 0	0 0 0	0 0 0	0 0 0	0 0 0
Enzo Hernandez, R (1, 6) OBP: 0.250, SLG: 0.235			x 0-0 ① F7		x 0-0 G2-4-6 1B		x 0-0 1B 1B		x 0-0 ① FC1-5 1B 1-2 2-3f E	4	1	2	0	0	0	2
Mike Caldwell, R (1, 1) OBP: 0.077, SLG: 0.077 Cito Gaston, R (9, PH) OBP: 0.272, SLG: 0.327 Gary Ross, R (9, 1) OBP: 0.333, SLG: 0.333			SSS 0-3 ② K		x 0-0 ②③ G2-4-6 1-2f		x 0-0 1-2 1B		x 0-0 ② P3	3 1 0	0 0 0	1 0 0	0 0 0	0 0 0	1 0 0	1 2 0

	AB	36
	R	4
	H	12
	RBI	3
	BB	2
	SO	3
	LOB	20

Inning Stats										
	R: 0	H: 0	R: 0	H: 1	R: 0	H: 1	R: 0	H: 1	R: 0	H: 1
	E: 0	LOB: 1	E: 0	LOB: 0	E: 0	LOB: 1	E: 0	LOB: 2	E: 0	LOB: 0
	K: 0	BB: 1	K: 0	BB: 0	K: 1	BB: 0	K: 1	BB: 1	K: 0	BB: 0
	S: 3	P: 7	S: 3	P: 3	S: 5	P: 5	S: 6	P: 10	S: 3	P: 3

R: 1	H: 2	R: 0	H: 2	R: 1	H: 1	R: 2	H: 3	1B: 11	SF: 0	WP: 0	PA: 39
E: 1	LOB: 1	E: 0	LOB: 2	E: 0	LOB: 0	E: 1	LOB: 2	2B: 0	SAC: 0	PB: 1	
K: 0	BB: 0	K: 0	BB: 0	K: 1	BB: 0	K: 0	BB: 0	3B: 0	DP: 2	SB: 0	
S: 5	P: 5	S: 5	P: 5	S: 6	P: 6	S: 6	P: 6	HR: 1	HBP: 0	CS: 1	

PITCHER		IP	WLS	BF	H	R	ER	SO	BB	IBB	HBP	BLK	WP	HR	S	P	ERA	WHIP
Gary Gentry, R ERA: 3.87	(1, 1)	7.0		28	8	1	1	2	2	0	0	0	0	0	30	38	1.29	1.429
Danny Frisella, R ERA: 1.89	(8, 1)	2.0	L	10	4	3	2	1	0	0	0	0	0	1	12	12	9.00	2.000

PITCHER		IP	WLS	BF	H	R	ER	SO	BB	IBB	HBP	BLK	WP	HR	S	P	ERA	WHIP

BOTTOM

San Diego Padres @ New York Mets

Shea Stadium, Flushing, NY

Tue Jul 04 1972, 3:38 AM EDT

Att. 40,460 - Unknown

livebaseballscorecards.com

Batter	1	2	3	4	5	6	7	8	9	AB	R	H	RBI	BB	SO	LOB
Willie Mays, R (1, 3) OBP: 0.422, SLG: 0.344	6-3		SH1-3 2-3		F9			BB 4-3 SH3-4		2	0	0	0	1	0	1
Bud Harrelson, S (1, 6) OBP: 0.321, SLG: 0.272	2B 1B		SF7 3-H		L7			SH3-4 1-2		2	1	1	1	0	0	1
John Milner, L (1, 9) OBP: 0.352, SLG: 0.500	F5		L6			F4		4-3 2-3		4	0	0	0	0	0	2
Jim Fregosi, R (1, 5) OBP: 0.319, SLG: 0.389	1-H 2B			5-3		F8		K		4	0	1	1	0	1	1
Jim Beauchamp, R (1, 7) OBP: 0.240, SLG: 0.234	K			FC3-6 1B		K			F8	4	0	1	0	0	2	1
Ted Martinez, R (1, 8) OBP: 0.317, SLG: 0.378		FC4-6 1B		FC3-6 FC5-4 1-2f			SH3-4 1B		F3	4	0	2	0	0	0	1
Jerry Grote, R (1, 2) OBP: 0.307, SLG: 0.324		FC4-6 G3-6-3 1-2f		FC5-4 1-2f			SH3-4 1-2		5-3	3	0	0	0	0	0	2
Wayne Garrett, L (1, 4) OBP: 0.379, SLG: 0.295		G3-6-3 1-2f			1B		K			0	0	0	0	0	0	0
Ken Boswell, L (1, 4) OBP: 0.242, SLG: 0.276										3	0	1	0	0	1	2
Gary Gentry, R (1, 1) OBP: 0.182, SLG: 0.161			SH1-3 SF7 2B		K		K			2	1	1	0	0	1	1
Tommie Agee, R (7, PH) OBP: 0.332, SLG: 0.386										1	0	0	0	0	1	1
Danny Frisella, L (8, 1)										0	0	0	0	0	0	0
Inning Stats	R: 1 H: 2 E: 0 LOB: 1 K: 1 BB: 0 S: 7 P: 7	R: 0 H: 1 E: 0 LOB: 0 K: 0 BB: 0 S: 3 P: 3	R: 1 H: 1 E: 0 LOB: 0 K: 0 BB: 0 S: 4 P: 4	R: 0 H: 1 E: 0 LOB: 1 K: 0 BB: 0 S: 4 P: 4	R: 0 H: 1 E: 0 LOB: 1 K: 1 BB: 0 S: 6 P: 6	R: 0 H: 0 E: 0 LOB: 0 K: 1 BB: 0 S: 5 P: 5	R: 0 H: 1 E: 0 LOB: 1 K: 2 BB: 0 S: 8 P: 8	R: 0 H: 0 E: 0 LOB: 1 K: 1 BB: 1 S: 5 P: 9	R: 0 H: 0 E: 0 LOB: 0 K: 0 BB: 0 S: 3 P: 3	1B: 5 SF: 1 2B: 2 SAC: 3 3B: 0 DP: 1 HR: 0 HBP: 0						

	AB	29
	R	2
	H	7
	RBI	2
	BB	1
	SO	6
	LOB	13

WP: 0 PA: 34
PB: 0
SB: 0
CS: 0

PITCHER		IP	WLS	BF	H	R	ER	SO	BB	IBB	HBP	BLK	WP	HR	S	P	ERA	WHIP
Mike Caldwell, L ERA: 3.25	(1, 1)	8.0	W	31	7	2	2	6	1	0	0	0	0	0	42	46	2.25	1.000
Gary Ross, R ERA: 2.18	(9, 1)	1.0	S	3	0	0	0	0	0	0	0	0	0	0	3	3	0.00	0.000

PITCHER	IP	WLS	BF	H	R	ER	SO	BB	IBB	HBP	BLK	WP	HR	S	P	ERA	WHIP

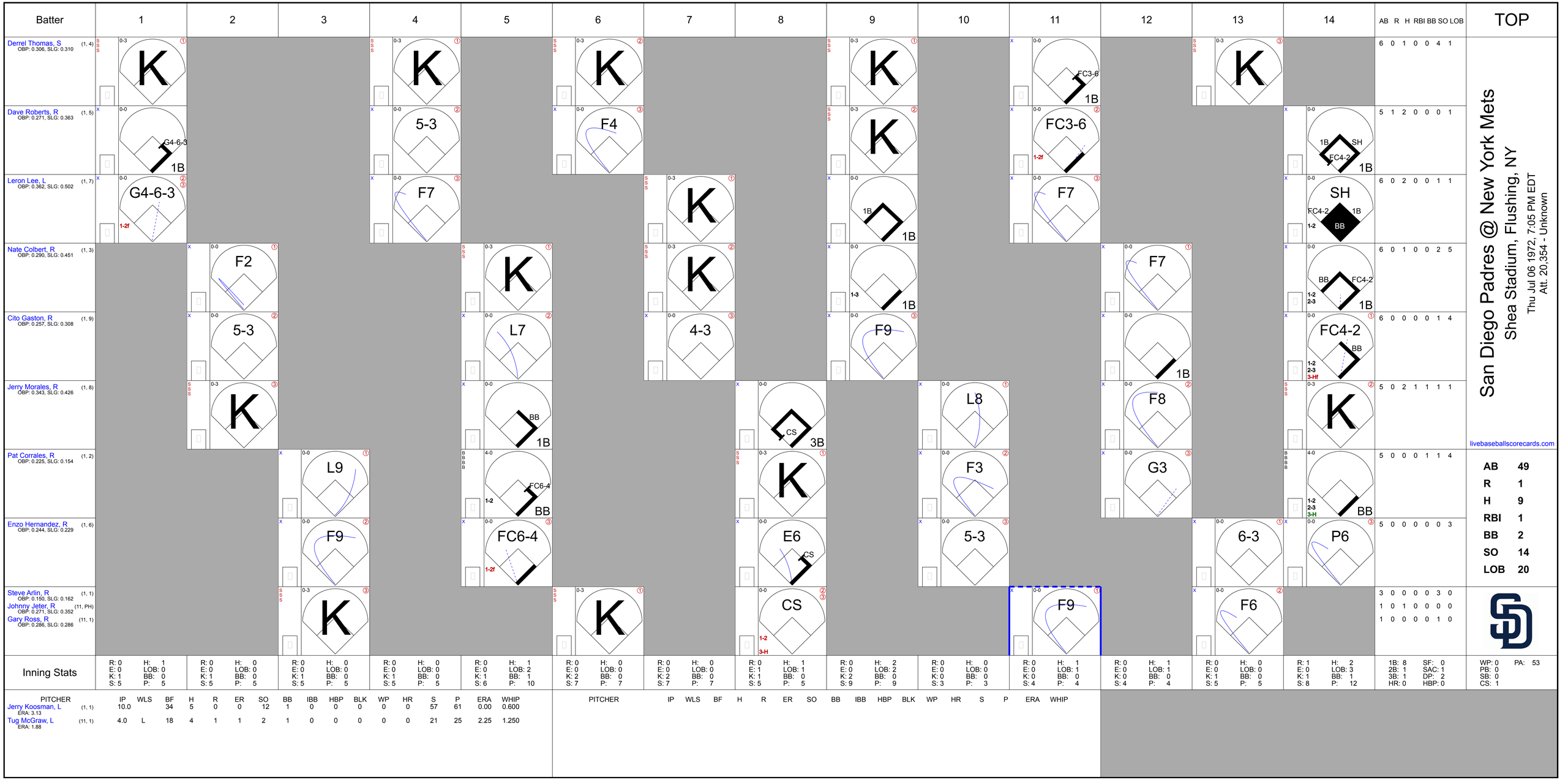
Batter
1
2
3
4
5
6
7
8
9
10
11
12
13
14
AB R H RBI BB SO LOB
TOP
Derrel Thomas, S (1, 4) OBP: 0.306, SLG: 0.310
6 0 1 0 0 4 1
Dave Roberts, R (1, 5) OBP: 0.271, SLG: 0.363
5 1 2 0 0 0 1
Leron Lee, L (1, 7) OBP: 0.362, SLG: 0.502
6 0 2 0 0 1 1
Nate Colbert, R (1, 3) OBP: 0.290, SLG: 0.451
6 0 1 0 0 2 5
Cito Gaston, R (1, 9) OBP: 0.257, SLG: 0.308
6 0 0 0 0 1 4
Jerry Morales, R (1, 8) OBP: 0.343, SLG: 0.426
5 0 2 1 1 1 1
Pat Corrales, R (1, 2) OBP: 0.225, SLG: 0.154
5 0 0 0 1 1 4
Enzo Hernandez, R (1, 6) OBP: 0.244, SLG: 0.229
5 0 0 0 0 0 3
Steve Arlin, R (1, 1) OBP: 0.150, SLG: 0.162
Johnny Jeter, R (11, PH) OBP: 0.271, SLG: 0.352
Gary Ross, R (11, 1) OBP: 0.286, SLG: 0.286
3 0 0 0 0 3 0
1 0 1 0 0 0 0
1 0 0 0 0 1 0
San Diego Padres @ New York Mets
Shea Stadium, Flushing, NY
Thu Jul 06 1972, 7:05 PM EDT
Att. 20,354 - Unknown
livebaseballscorecards.com
AB 49
R 1
H 9
RBI 1
BB 2
SO 14
LOB 20
Inning Stats
R: 0 E: 0 K: 1 S: 5 H: 1 LOB: 0 BB: 0 P: 5
R: 0 E: 0 K: 1 S: 5 H: 0 LOB: 0 BB: 0 P: 5
R: 0 E: 0 K: 1 S: 5 H: 0 LOB: 0 BB: 0 P: 5
R: 0 E: 0 K: 1 S: 5 H: 0 LOB: 0 BB: 0 P: 5
R: 0 E: 0 K: 1 S: 6 H: 1 LOB: 2 BB: 1 P: 10
R: 0 E: 0 K: 2 S: 7 H: 0 LOB: 0 BB: 0 P: 7
R: 0 E: 0 K: 2 S: 7 H: 0 LOB: 0 BB: 0 P: 7
R: 0 E: 1 K: 1 S: 5 H: 1 LOB: 1 BB: 0 P: 5
R: 0 E: 0 K: 2 S: 9 H: 2 LOB: 2 BB: 0 P: 9
R: 0 E: 0 K: 0 S: 3 H: 0 LOB: 0 BB: 0 P: 3
R: 0 E: 0 K: 0 S: 4 H: 1 LOB: 1 BB: 0 P: 4
R: 0 E: 0 K: 0 S: 4 H: 1 LOB: 1 BB: 0 P: 4
R: 0 E: 0 K: 1 S: 5 H: 0 LOB: 0 BB: 0 P: 5
R: 1 E: 0 K: 1 S: 8 H: 2 LOB: 3 BB: 1 P: 12
1B: 8 2B: 1 3B: 1 HR: 0 SF: 0 SAC: 1 DP: 2 HBP: 0
PA: 53
WP: 0 PB: 0 SB: 0 CS: 1
PITCHER IP WLS BF H R ER SO BB IBB HBP BLK WP HR S P ERA WHIP
Jerry Koosman, L (1, 1) ERA: 3.13 10.0 34 5 0 0 12 1 0 0 0 0 0 57 61 0.00 0.600
Tug McGraw, L (11, 1) ERA: 1.88 4.0 L 18 4 1 1 2 1 0 0 0 0 0 21 25 2.25 1.250
PITCHER IP WLS BF H R ER SO BB IBB HBP BLK WP HR S P ERA WHIP

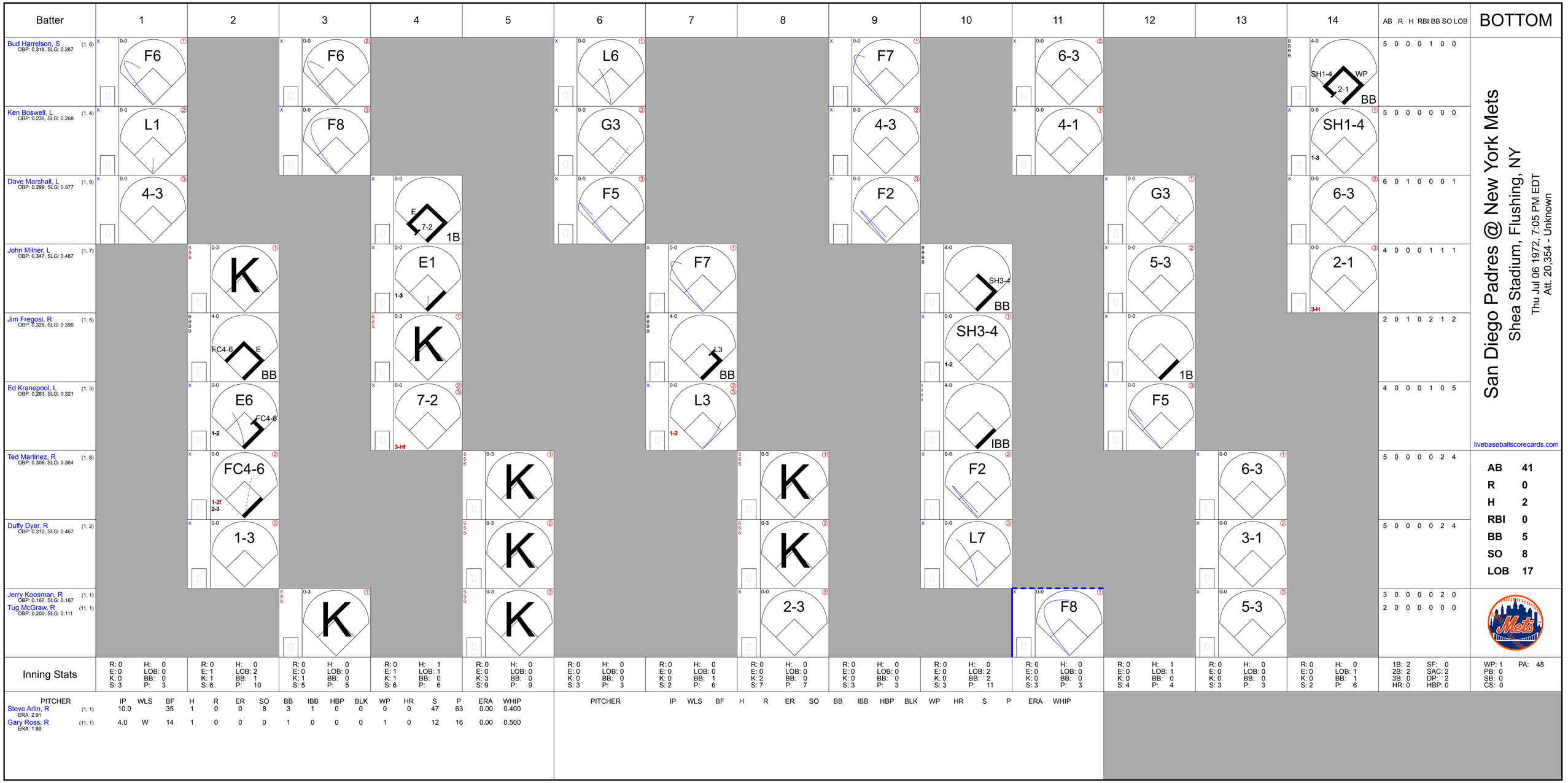
Batter
1
2
3
4
5
6
7
8
9
10
11
12
13
14
AB R H RBI BB SO LOB
BOTTOM
Bud Harrelson, S (1, 6)
OBP: 0.318, SLG: 0.267
F6
F6
L6
F7
6-3
SH1-4 WP 2-1 BB
5 0 0 0 1 0 0
Ken Boswell, L (1, 4)
OBP: 0.235, SLG: 0.268
L1
F8
G3
4-3
4-1
SH1-4
1-3
5 0 0 0 0 0 0
Dave Marshall, L (1, 9)
OBP: 0.299, SLG: 0.377
4-3
E 7-2 1B
F5
F2
G3
6-3
6 0 1 0 0 0 1
John Milner, L (1, 7)
OBP: 0.347, SLG: 0.487
K
E1
1-3
F7
SH3-4 BB
5-3
2-1
3-H
4 0 0 0 1 1 1
Jim Fregosi, R (1, 5)
OBP: 0.326, SLG: 0.390
FC4-6 E BB
K
L3 BB
SH3-4
1-2
1B
2 0 1 0 2 1 2
Ed Kranepool, L (1, 3)
OBP: 0.283, SLG: 0.321
E6 FC4-6
1-2
7-2
3-Hf
L3
1-2
IBB
F5
4 0 0 0 1 0 5
Ted Martinez, R (1, 8)
OBP: 0.306, SLG: 0.364
FC4-6
1-2f
2-3
K
F2
6-3
5 0 0 0 0 2 4
Duffy Dyer, R (1, 2)
OBP: 0.310, SLG: 0.467
1-3
K
L7
3-1
5 0 0 0 0 2 4
Jerry Koosman, R (1, 1)
OBP: 0.167, SLG: 0.167
Tug McGraw, R (11, 1)
OBP: 0.200, SLG: 0.111
K
K
2-3
F8
5-3
3 0 0 0 0 2 0
2 0 0 0 0 0 0
San Diego Padres @ New York Mets
Shea Stadium, Flushing, NY
Thu Jul 06 1972, 7:05 PM EDT
Att. 20,354 - Unknown
livebaseballscorecards.com
AB 41
R 0
H 2
RBI 0
BB 5
SO 8
LOB 17
Inning Stats
1: R: 0 E: 0 K: 0 S: 3 | H: 0 LOB: 0 BB: 0 P: 3
2: R: 0 E: 1 K: 1 S: 6 | H: 0 LOB: 2 BB: 1 P: 10
3: R: 0 E: 0 K: 1 S: 5 | H: 0 LOB: 0 BB: 0 P: 5
4: R: 0 E: 1 K: 1 S: 6 | H: 1 LOB: 1 BB: 0 P: 6
5: R: 0 E: 0 K: 3 S: 9 | H: 0 LOB: 0 BB: 0 P: 9
6: R: 0 E: 0 K: 0 S: 3 | H: 0 LOB: 0 BB: 0 P: 3
7: R: 0 E: 0 K: 0 S: 2 | H: 0 LOB: 0 BB: 1 P: 6
8: R: 0 E: 0 K: 2 S: 7 | H: 0 LOB: 0 BB: 0 P: 7
9: R: 0 E: 0 K: 0 S: 3 | H: 0 LOB: 0 BB: 0 P: 3
10: R: 0 E: 0 K: 0 S: 3 | H: 0 LOB: 2 BB: 2 P: 11
11: R: 0 E: 0 K: 0 S: 3 | H: 0 LOB: 0 BB: 0 P: 3
12: R: 0 E: 0 K: 0 S: 4 | H: 1 LOB: 1 BB: 0 P: 4
13: R: 0 E: 0 K: 0 S: 3 | H: 0 LOB: 0 BB: 0 P: 3
14: R: 0 E: 0 K: 0 S: 2 | H: 0 LOB: 1 BB: 1 P: 6
1B: 2 2B: 2 3B: 0 HR: 0
SF: 0 SAC: 2 DP: 2 HBP: 0
WP: 1 PB: 0 SB: 0 CS: 0
PA: 48
PITCHER IP WLS BF H R ER SO BB IBB HBP BLK WP HR S P ERA WHIP
Steve Arlin, R (1, 1) ERA: 2.91 10.0 35 1 0 0 8 3 1 0 0 0 0 47 63 0.00 0.400
Gary Ross, R (11, 1) ERA: 1.99 4.0 W 14 1 0 0 0 1 0 0 0 1 0 12 16 0.00 0.500

Batter	1	2	3	4	5	6	7	8	9	AB	R	H	RBI	BB	SO	LOB
Lee Lacy, R (1, 4) OBP: 0.300, SLG: 0.286	4-3		K		E SF9 1B	2-H S 1B		5-3		5	2	2	1	0	1	2
Bobby Valentine, R (1, 7) OBP: 0.317, SLG: 0.349	4-3		1-2 1B		E5 1B 1-3 SF7	1-H 1B		F8		5	1	2	1	0	0	2
Willie Davis, L (1, 8) OBP: 0.299, SLG: 0.420	4-3		K		SF9 3-H	F9			BB 1B	4	0	1	1	0	1	3
Frank Robinson, R (1, 9) OBP: 0.368, SLG: 0.459 Willie Crawford, L (9, 9) OBP: 0.301, SLG: 0.410		F8	F8		1-3 1B		F7		K	5 0	0 0	1 0	0 0	0 0	1 0	3 0
Jim Lefebvre, S (1, 5) OBP: 0.252, SLG: 0.336		5-3		6-3	SF7 3-H		F6		F6	4	0	0	1	0	0	1
Wes Parker, S (1, 3) OBP: 0.354, SLG: 0.331		1-2 1B		F8	F9		HR		1-2 BB	4	1	2	1	1	0	1
Chris Cannizzaro, R (1, 2) OBP: 0.379, SLG: 0.392		1-2 1B		1B 2B		4-0 FC5-6 BB	CS 1B		K	4	1	3	0	1	1	2
Maury Wills, S (1, 6) OBP: 0.192, SLG: 0.165		5-3		2-H 1B		FC5-6 6-3 1-2f 1B	CS 1-2	4-0 SH2-4 BB		3	1	1	1	1	0	3
Don Sutton, R (1, 1) OBP: 0.227, SLG: 0.190			1B 1B	F4		6-3 1-2		SH2-4 1-2		3	0	1	0	0	0	2
Inning Stats	R: 0 E: 0 K: 0 S: 3 H: 0 LOB: 0 BB: 0 P: 3	R: 0 E: 0 K: 0 S: 5 H: 2 LOB: 2 BB: 0 P: 5	R: 0 E: 0 K: 2 S: 9 H: 2 LOB: 2 BB: 0 P: 9	R: 1 E: 0 K: 0 S: 5 H: 2 LOB: 1 BB: 0 P: 5	R: 2 E: 1 K: 0 S: 6 H: 2 LOB: 1 BB: 0 P: 6	R: 2 E: 0 K: 0 S: 5 H: 2 LOB: 1 BB: 1 P: 9	R: 1 E: 0 K: 0 S: 4 H: 2 LOB: 0 BB: 0 P: 4	R: 0 E: 0 K: 0 S: 3 H: 0 LOB: 1 BB: 1 P: 7	R: 0 E: 0 K: 2 S: 8 H: 1 LOB: 2 BB: 1 P: 12	1B: 11 2B: 1 3B: 0 HR: 1 SF: 2 SAC: 1 DP: 0 HBP: 0						

TOP

Los Angeles Dodgers @ New York Mets

Shea Stadium, Flushing, NY

Fri Jul 07 1972, 7:05 PM EDT

Att. 48,817 - Unknown

livebaseballscorecards.com

AB	37
R	6
H	13
RBI	6
BB	3
SO	4
LOB	19

WP: 0 PB: 0 SB: 1 CS: 1 PA: 44

PITCHER	IP	WLS	BF	H	R	ER	SO	BB	IBB	HBP	BLK	WP	HR	S	P	ERA	WHIP
Jon Matlack, L (1, 1) ERA: 2.7	6.0	L	30	10	5	3	2	1	0	0	0	0	0	33	37	4.50	1.833
Buzz Capra, R (7, 1) ERA: 4.58	3.0		13	3	1	1	2	2	0	0	0	0	1	15	23	3.00	1.667

PITCHER	IP	WLS	BF	H	R	ER	SO	BB	IBB	HBP	BLK	WP	HR	S	P	ERA	WHIP

Batter	1	2	3	4	5	6	7	8	9	AB	R	H	RBI	BB	SO	LOB
Bud Harrelson, S (1, 6) OBP: 0.324, SLG: 0.271	E1 G3 FC1-6 1B		BBBB 4-0 G4-6-3 BB			SSS 0-3 ② K			x 0-0 G4-6-3 1B	3	1	2	0	1	1	0
Ken Boswell, L (1, 4) OBP: 0.230, SLG: 0.262	x 0-0 ① G3 2-3		x 0-0 ②③ G4-6-3 1-2f			x 0-0 ③ F7			x 0-0 ②③ G4-6-3 1-2f	4	0	0	0	0	0	3
Dave Marshall, L (1, 9) OBP: 0.300, SLG: 0.365	BBBB 4-0 FC1-6 BB			x 0-0 ① F9			x 0-0 ① F8			2	0	0	0	1	0	0
John Milner, L (1, 7) OBP: 0.341, SLG: 0.477	x 0-0 ② FC1-6 1-2f 3-H			SSS 0-3 ② K			x 0-0 ② F2			3	0	0	1	0	1	1
Jim Fregosi, R (1, 5) OBP: 0.322, SLG: 0.384	x 0-0 ③ F8			x 0-0 ③ F7			x 0-0 ③ 6-3			3	0	0	0	0	0	1
Ed Kranepool, L (1, 3) OBP: 0.284, SLG: 0.322		x 0-0 ① 4-3			x 0-0 ① F7			x 0-0 G6-4-3 1B		3	0	1	0	0	0	0
Ted Martinez, R (1, 8) OBP: 0.299, SLG: 0.357		x 0-0 ② F9			SSS 0-3 ② K			x 0-0 ① F7		3	0	0	0	0	1	1
Jerry Grote, R (1, 2) OBP: 0.302, SLG: 0.318		SSS 0-3 ③ K			x 0-0 ③ F4			x 0-0 ②③ G6-4-3 1-2f		3	0	0	0	0	1	1
Jon Matlack, L (1, 1) OBP: 0.243, SLG: 0.156			SSS 0-3 ① K			x 0-0 ① F8			x 0-0 ① F8	1	0	0	0	0	1	0
Wayne Garrett, L (6, PH) OBP: 0.375, SLG: 0.291										1	0	0	0	0	0	0
Buzz Capra, R (7, 1) OBP: 0.400, SLG: 0.250										0	0	0	0	0	0	0
Jim Beauchamp, R (9, PH) OBP: 0.235, SLG: 0.229										1	0	0	0	0	0	0
Inning Stats	R: 1 E: 1 K: 0 S: 4 H: 1 LOB: 1 BB: 1 P: 8	R: 0 E: 0 K: 1 S: 5 H: 0 LOB: 0 BB: 0 P: 5	R: 0 E: 0 K: 1 S: 4 H: 0 LOB: 0 BB: 1 P: 8	R: 0 E: 0 K: 1 S: 5 H: 0 LOB: 0 BB: 0 P: 5	R: 0 E: 0 K: 1 S: 5 H: 0 LOB: 0 BB: 0 P: 5	R: 0 E: 0 K: 1 S: 5 H: 0 LOB: 0 BB: 0 P: 5	R: 0 E: 0 K: 0 S: 3 H: 0 LOB: 0 BB: 0 P: 3	R: 0 E: 0 K: 0 S: 3 H: 1 LOB: 0 BB: 0 P: 3	R: 0 E: 0 K: 0 S: 3 H: 1 LOB: 0 BB: 0 P: 3	1B: 3 2B: 0 3B: 0 HR: 0 SF: 0 SAC: 0 DP: 3 HBP: 0				WP: 0 PB: 0 SB: 0 CS: 0	PA: 29	

PITCHER	IP	WLS	BF	H	R	ER	SO	BB	IBB	HBP	BLK	WP	HR	S	P	ERA	WHIP
Don Sutton, R (1, 1) ERA: 1.91	9.0	W	29	3	1	0	5	2	0	0	0	0	0	37	45	0.00	0.556

PITCHER	IP	WLS	BF	H	R	ER	SO	BB	IBB	HBP	BLK	WP	HR	S	P	ERA	WHIP

BOTTOM

Los Angeles Dodgers @ New York Mets

Shea Stadium, Flushing, NY

Fri Jul 07 1972, 7:05 PM EDT

Att. 48,817 - Unknown

livebaseballscorecards.com

AB	27
R	1
H	3
RBI	1
BB	2
SO	5
LOB	7

Batter	1	2	3	4	5	6	7	8	9	AB	R	H	RBI	BB	SO	LOB
Lee Lacy, R (1, 4) OBP: 0.324, SLG: 0.313	G6-3 1B			FC3-6 1B		K	F9			4	0	2	0	0	1	2
Bill Buckner, L (1, 7) OBP: 0.337, SLG: 0.341	G6-3 1-2f			FC3-6 1-2		BB		K		3	0	1	0	1	1	1
Willie Davis, L (1, 8) OBP: 0.295, SLG: 0.414	F8			FC3-6 1-2f 2-3		F5		K		4	0	0	0	0	1	3
Frank Robinson, R (1, 9) OBP: 0.362, SLG: 0.450		F7		F6		G3		K		4	0	0	0	0	1	3
Wes Parker, S (1, 3) OBP: 0.352, SLG: 0.335		F5		F7			6-3 1B 2B		F9	4	1	1	0	0	0	2
Jim Lefebvre, S (1, 5) OBP: 0.258, SLG: 0.355		L3			G3 2B		F8		2B	4	0	2	0	0	0	1
Chris Cannizzaro, R (1, 2) OBP: 0.367, SLG: 0.377			5-3		G3 2-3		6-3 2-3		5-3	4	0	0	0	0	0	3
Maury Wills, S (1, 6) OBP: 0.194, SLG: 0.160			F8		F7		1B BB		1-3	3	0	0	0	1	0	2
Tommy John, R (1, 1) OBP: 0.063, SLG: 0.063			F8		6-3		1-2 3-H 1B			2	0	0	0	0	0	1
Manny Mota, R (7, PH) OBP: 0.353, SLG: 0.489										1	0	1	1	0	0	0
Pete Mikkelsen, R (7, 1)										0	0	0	0	0	0	0
Pete Richert, L (7, 1) OBP: 0.750, SLG: 0.750										0	0	0	0	0	0	0
Inning Stats	R: 0 E: 0 K: 0 S: 3 H: 1 LOB: 0 BB: 0 P: 3	R: 0 E: 0 K: 0 S: 3 H: 0 LOB: 0 BB: 0 P: 3	R: 0 E: 0 K: 0 S: 3 H: 0 LOB: 0 BB: 0 P: 3	R: 0 E: 0 K: 0 S: 5 H: 2 LOB: 2 BB: 0 P: 5	R: 0 E: 0 K: 0 S: 4 H: 1 LOB: 1 BB: 0 P: 4	R: 0 E: 0 K: 1 S: 5 H: 0 LOB: 1 BB: 1 P: 9	R: 1 E: 0 K: 0 S: 5 H: 2 LOB: 2 BB: 1 P: 9	R: 0 E: 0 K: 3 S: 9 H: 0 LOB: 0 BB: 0 P: 9	R: 0 E: 0 K: 0 S: 4 H: 1 LOB: 1 BB: 0 P: 4	1B: 4 2B: 3 3B: 0 HR: 0	SF: 0 SAC: 0 DP: 1 HBP: 0					

PITCHER	IP	WLS	BF	H	R	ER	SO	BB	IBB	HBP	BLK	WP	HR	S	P	ERA	WHIP
Jim McAndrew, R (1, 1) ERA: 2.99	7.0	W	28	6	1	1	1	2	0	0	0	0	0	28	36	1.29	1.143
Danny Frisella, R (8, 1) ERA: 1.78	2.0	S	7	1	0	0	3	0	0	0	0	0	0	13	13	0.00	0.500

PITCHER	IP	WLS	BF	H	R	ER	SO	BB	IBB	HBP	BLK	WP	HR	S	P	ERA	WHIP

TOP

Los Angeles Dodgers @ New York Mets

Shea Stadium, Flushing, NY

Sat Jul 08 1972, 3:33 AM EDT

Att. 41,065 - Unknown

livebaseballscorecards.com

AB	33
R	1
H	7
RBI	1
BB	2
SO	4
LOB	18

WP: 0	PA: 35		
PB: 0			
SB: 0			
CS: 0			

Batter	1	2	3	4	5	6	7	8	9	AB	R	H	RBI	BB	SO	LOB
Willie Mays, R (1, 8) OBP: 0.418, SLG: 0.348	K		K			F9		E 2B		4	1	1	0	0	2	2
Bud Harrelson, S (1, 6) OBP: 0.323, SLG: 0.271	E5 WP S		FC G6-4-3 1-2 3-H			5-3		E1 2-H 1B		4	1	1	1	0	0	1
Tommie Agee, R (1, 9) OBP: 0.328, SLG: 0.381 Wayne Garrett, L (7, 4) OBP: 0.371, SLG: 0.288	K 1-3		G6-4-3 1-2f			4-3		K		3 1	0 0	0 0	0 0	0 0	1 1	3 0
Jim Fregosi, R (1, 5) OBP: 0.321, SLG: 0.382	5-3			L4-3 1B			4-3	F2		4	0	1	0	0	0	1
John Milner, L (1, 7) OBP: 0.339, SLG: 0.471		K		L4-3 1-2			1B WP 1B	G3		4	1	1	0	0	1	1
Jim Beauchamp, R (1, 3) OBP: 0.226, SLG: 0.220 Ed Kranepool, L (7, PH) OBP: 0.288, SLG: 0.326 (8, 3)		K		6-3			4-3 WP 1-3 1B			2 1	0 0	0 1	0 0	0 0	1 0	0 0
Ted Martinez, R (1, 4) OBP: 0.293, SLG: 0.349 (7, 9)		6-3			L6		4-3 1-3 3-H			3	0	0	0	0	0	1
Duffy Dyer, R (1, 2) OBP: 0.319, SLG: 0.477			SH FC 2B		F8		BB			2	1	1	0	1	0	0
Jim McAndrew, R (1, 1) OBP: 0.087, SLG: 0.045 Dave Marshall, L (7, PH) OBP: 0.296, SLG: 0.359 Danny Frisella, L (8, 1)			SH 2-3 FC		6-3		F8			1 1 0	0 0 0	0 0 0	0 0 0	0 0 0	0 0 0	0 2 0
Inning Stats	R: 0 H: 0 E: 1 LOB: 1 K: 2 BB: 0 S: 8 P: 8	R: 0 H: 0 E: 0 LOB: 0 K: 2 BB: 0 S: 7 P: 7	R: 1 H: 1 E: 1 LOB: 1 K: 1 BB: 0 S: 7 P: 7	R: 0 H: 1 E: 0 LOB: 0 K: 0 BB: 0 S: 3 P: 3	R: 0 H: 0 E: 0 LOB: 0 K: 0 BB: 0 S: 3 P: 3	R: 0 H: 0 E: 0 LOB: 0 K: 0 BB: 0 S: 3 P: 3	R: 1 H: 2 E: 0 LOB: 2 K: 0 BB: 1 S: 5 P: 9	R: 2 H: 2 E: 1 LOB: 0 K: 1 BB: 0 S: 7 P: 7		1B: 4 SF: 0 2B: 3 SAC: 1 3B: 0 DP: 2 HR: 0 HBP: 0						

PITCHER		IP	WLS	BF	H	R	ER	SO	BB	IBB	HBP	BLK	WP	HR	S	P	ERA	WHIP
Tommy John, L ERA: 2.83	(1, 1)	6.0		21	2	1	0	5	0	0	0	0	1	0	31	31	0.00	0.333
Pete Mikkelsen, R ERA: 4.13	(7, 1)	0.2	L	5	2	1	1	0	1	0	0	0	1	0	4	8	13.50	4.500
Pete Richert, L ERA: 2.25	(7, 1)	1.1		6	2	2	0	1	0	0	0	0	0	0	8	8	0.00	1.500

PITCHER	IP	WLS	BF	H	R	ER	SO	BB	IBB	HBP	BLK	WP	HR	S	P	ERA	WHIP

BOTTOM

Los Angeles Dodgers @ New York Mets

Shea Stadium, Flushing, NY

Sat Jul 08 1972, 3:33 AM EDT

Att. 41,065 - Unknown

livebaseballscorecards.com

AB	30
R	4
H	6
RBI	1
BB	1
SO	6
LOB	11

WP: 2 PA: 32
PB: 0
SB: 1
CS: 0

TOP

Los Angeles Dodgers @ New York Mets

Shea Stadium, Flushing, NY

Sun Jul 09 1972, 3:33 AM EDT

Att. 50,084 - Unknown

livebaseballscorecards.com

Batter	1	2	3	4	5	6	7	8	9	AB	R	H	RBI	BB	SO	LOB
Lee Lacy, R (1, 4) OBP: 0.359, SLG: 0.351	1B		G3		K		F3		2-H: 1B	5	1	3	1	0	1	1
Bill Buckner, L (1, 7) OBP: 0.338, SLG: 0.342	1-3: 1B		G3 1-2		F2		L8		1-H	5	0	2	0	0	0	2
Willie Davis, L (1, 8) OBP: 0.301, SLG: 0.419	1-2 3-H: 1B		F2			SH3-4: BB 1B		BB 1B		4	0	3	1	0	0	1
Frank Robinson, R (1, 9) OBP: 0.360, SLG: 0.443	F3		K			SH3-4 1-2 BB		K		3	0	0	0	1	2	4
Wes Parker, S (1, 3) OBP: 0.351, SLG: 0.331	F7			L8		SH3-4 1-2 2-3		G4-6-3 1-2 BB		2	0	0	0	1	0	2
Jim Lefebvre, S (1, 5) OBP: 0.258, SLG: 0.348	F6			L3		IBB		G4-6-3 1-2f		3	0	0	0	1	0	4
Duke Sims, L (1, 2) OBP: 0.273, SLG: 0.281		F6		1-4-3		K			E4 SH1 1B	4	0	0	0	0	1	3
Billy Grabarkewitz, R (9, PR) OBP: 0.277, SLG: 0.255										0	1	0	0	0	0	0
Chris Cannizzaro, R (9, 2) OBP: 0.367, SLG: 0.377										0	0	0	0	0	0	0
Maury Wills, S (1, 6) OBP: 0.189, SLG: 0.155		2-3			1-3	6-3			SH1 1-2	3	0	0	0	0	0	3
Claude Osteen, L (1, 1) OBP: 0.302, SLG: 0.333		K			2B		F8		F8	4	0	1	0	0	1	2

AB	33
R	2
H	9
RBI	2
BB	3
SO	5
LOB	22

Inning Stats	1	2	3	4	5	6	7	8	9	1B: 8	SF: 0	WP: 0	PA: 38
R	1	0	0	0	0	0	0	0	1	2B: 1	SAC: 2	PB: 0	
E	0	0	0	0	0	0	0	0	1	3B: 0	DP: 1	SB: 0	
K	0	1	1	0	1	1	0	1	0	HR: 0	HBP: 0	CS: 0	
S	6	5	6	3	6	6	3	5	5				
H	3	0	1	0	1	1	0	1	2				
LOB	2	0	0	0	0	3	0	1	2				
BB	0	0	0	0	0	2	0	1	0				
P	6	5	6	3	6	14	3	9	5				

PITCHER	IP	WLS	BF	H	R	ER	SO	BB	IBB	HBP	BLK	WP	HR	S	P	ERA	WHIP
Tom Seaver, R (1, 1) ERA: 2.9	9.0	L	38	9	2	1	5	2	1	0	0	0	0	45	57	1.00	1.222

PITCHER	IP	WLS	BF	H	R	ER	SO	BB	IBB	HBP	BLK	WP	HR	S	P	ERA	WHIP

Batter	1	2	3	4	5	6	7	8	9	AB	R	H	RBI	BB	SO	LOB
Willie Mays, R (1, 8) OBP: 0.414, SLG: 0.345	CS 1B		F9		K		F7			4	0	1	0	0	1	5
Bud Harrelson, S (1, 6) OBP: 0.322, SLG: 0.271	K 1-2		5-3			SH1-3 1B		F7		4	0	1	0	0	1	2
John Milner, L (1, 7) OBP: 0.339, SLG: 0.465	HBP			6-3		SH1-3 1-2		4-3		2	0	0	0	0	0	0
Jim Fregosi, R (1, 5) (9, 3) OBP: 0.320, SLG: 0.379	4-3			6-3		1-3		FC6-4 1B		4	0	1	0	0	0	2
Jim Beauchamp, R (1, 3) OBP: 0.218, SLG: 0.212		5-3		6-3		K		FC6-4 1-2f		2	0	0	0	0	0	0
Ed Kranepool, L (5, 3) OBP: 0.287, SLG: 0.324										1	0	0	0	0	1	1
Jerry Grote, R (8, PH) (9, 5) OBP: 0.300, SLG: 0.315										1	0	0	0	0	0	1
Duffy Dyer, R (1, 2) OBP: 0.317, SLG: 0.477		F8			SH1-3 FC1-2 2B		F9		F9	4	0	1	0	0	0	0
Ted Martinez, R (1, 9) OBP: 0.292, SLG: 0.342		5-3			FC1-2 SH1-3 BB		4-3		F8	3	0	0	0	1	0	0
Wayne Garrett, L (1, 4) OBP: 0.370, SLG: 0.289			4-3		SH1-3 1-2 2-3		1B 1B		F8	3	0	1	0	0	0	0
Tom Seaver, R (1, 1) OBP: 0.271, SLG: 0.372			BB		FC1-2 2-3 3-H		1-3 1B			2	0	1	0	1	0	2
Inning Stats	R: 0 H: 1 E: 0 LOB: 1 K: 1 BB: 0 S: 5 P: 6	R: 0 H: 0 E: 0 LOB: 0 K: 0 BB: 0 S: 3 P: 3	R: 0 H: 0 E: 0 LOB: 1 K: 0 BB: 1 S: 3 P: 7	R: 0 H: 0 E: 0 LOB: 0 K: 0 BB: 0 S: 3 P: 3	R: 0 H: 1 E: 0 LOB: 2 K: 1 BB: 1 S: 6 P: 10	R: 0 H: 1 E: 0 LOB: 1 K: 1 BB: 0 S: 6 P: 6	R: 0 H: 2 E: 0 LOB: 2 K: 0 BB: 0 S: 5 P: 5	R: 0 H: 1 E: 0 LOB: 1 K: 0 BB: 0 S: 4 P: 4	R: 0 H: 0 E: 0 LOB: 0 K: 0 BB: 0 S: 3 P: 3	1B: 5 2B: 1 3B: 0 HR: 0	SF: 0 SAC: 2 DP: 0 HBP: 1			WP: 0 PB: 0 SB: 0 CS: 1	PA: 35		

PITCHER	IP	WLS	BF	H	R	ER	SO	BB	IBB	HBP	BLK	WP	HR	S	P	ERA	WHIP
Claude Osteen, L (1, 1) ERA: 2.32	9.0	W	35	6	0	0	3	2	0	1	0	0	0	38	47	0.00	0.889

PITCHER	IP	WLS	BF	H	R	ER	SO	BB	IBB	HBP	BLK	WP	HR	S	P	ERA	WHIP

BOTTOM

Los Angeles Dodgers @ New York Mets

Shea Stadium, Flushing, NY

Sun Jul 09 1972, 3:33 AM EDT

Att. 50,084 - Unknown

livebaseballscorecards.com

AB	30
R	0
H	6
RBI	0
BB	2
SO	3
LOB	13

Batter	1	2	3	4	5	6	7	8	9	AB	R	H	RBI	BB	SO	LOB
Bobby Bonds, R (1, 9) OBP: 0.325, SLG: 0.464	5-3		F8			F8		SH3-4 1B 1-2 1B		4	1	1	0	0	0	0
Garry Maddox, R (1, 8) OBP: 0.300, SLG: 0.457	K			K		2B		SH3-4 1-2 2-3		3	0	1	0	0	2	0
Chris Speier, R (1, 6) OBP: 0.341, SLG: 0.415	P3			K		6-3		CS 2-H 3-H 1B		4	0	1	2	0	1	1
Willie McCovey, L (1, 3) OBP: 0.333, SLG: 0.411		HR		FC6-4 BB			HR 1B	K 1-2		3	2	2	1	1	1	1
Dave Kingman, R (1, 5) OBP: 0.305, SLG: 0.497 Damaso Blanco, R (9, 5) OBP: 0.375, SLG: 0.375		K		FC6-4 1-2f			K		F6	4 0	0 0	0 0	0 0	0 0	2 0	2 0
Dave Rader, L (1, 2) OBP: 0.311, SLG: 0.367		K			F8		1-H HR		6-3	4	1	1	2	0	1	0
Ken Henderson, S (1, 7) OBP: 0.262, SLG: 0.320		K			K		F8		K	4	0	0	0	0	3	0
Tito Fuentes, S (1, 4) OBP: 0.300, SLG: 0.374			F8		4-1		G3			3	0	0	0	0	0	0
Jim Barr, R (1, 1)			2-3			5-3		SH3-4 1B 1B		2	0	0	0	0	0	0
Jerry Johnson, R (6, 1)										0	0	0	0	0	0	0
Jim Howarth, L (8, PH) OBP: 0.363, SLG: 0.354										1	0	1	0	0	0	0
Bernie Williams, R (8, PR) OBP: 0.203, SLG: 0.333										0	1	0	0	0	0	0
Don McMahon, R (8, 1) OBP: 0.250, SLG: 0.250										0	0	0	0	0	0	0
Inning Stats	R: 0 E: 0 K: 1 S: 5 H: 0 LOB: 0 BB: 0 P: 5	R: 1 E: 0 K: 3 S: 10 H: 1 LOB: 0 BB: 0 P: 10	R: 0 E: 0 K: 0 S: 3 H: 0 LOB: 0 BB: 0 P: 3	R: 0 E: 0 K: 2 S: 7 H: 0 LOB: 1 BB: 1 P: 11	R: 0 E: 0 K: 1 S: 5 H: 0 LOB: 0 BB: 0 P: 5	R: 0 E: 0 K: 0 S: 4 H: 1 LOB: 1 BB: 0 P: 4	R: 2 E: 0 K: 1 S: 7 H: 2 LOB: 0 BB: 0 P: 7	R: 2 E: 0 K: 1 S: 7 H: 3 LOB: 1 BB: 0 P: 7	R: 0 E: 0 K: 1 S: 5 H: 0 LOB: 0 BB: 0 P: 5	1B: 4 2B: 2 3B: 0 HR: 2 SF: 0 SAC: 1 DP: 1 HBP: 0						

PITCHER		IP	WLS	BF	H	R	ER	SO	BB	IBB	HBP	BLK	WP	HR	S	P	ERA	WHIP
Gary Gentry, R ERA: 3.95	(1, 1)	7.0		27	5	4	4	8	1	0	0	0	0	2	42	46	5.14	0.857
Tug McGraw, L ERA: 1.98	(8, 1)	2.0	L	7	2	1	1	2	0	0	0	0	0	0	11	11	4.50	1.000

PITCHER	IP	WLS	BF	H	R	ER	SO	BB	IBB	HBP	BLK	WP	HR	S	P	ERA	WHIP

TOP

San Francisco Giants @ New York Mets

Shea Stadium, Flushing, NY

Mon Jul 10 1972, 7:05 PM EDT

Att. 33,000 - Unknown

livebaseballscorecards.com

AB	32
R	5
H	7
RBI	5
BB	1
SO	10
LOB	4

1B: 4	SF: 0	WP: 0	PA: 34
2B: 2	SAC: 1	PB: 0	
3B: 0	DP: 1	SB: 0	
HR: 2	HBP: 0	CS: 1	

Batter	1	2	3	4	5	6	7	8	9	AB	R	H	RBI	BB	SO	LOB
Ken Boswell, L (1, 4) OBP: 0.232, SLG: 0.259	F9		BB		G4-6-3		SH1-4		SH3-4	2	0	0	0	1	0	1
Bud Harrelson, S (1, 6) OBP: 0.320, SLG: 0.269	2-3		F8			HR	4-3		K	5	1	1	0	0	1	4
Jim Fregosi, R (1, 3) OBP: 0.321, SLG: 0.393	5-3			6-3		HR	BB		1-3	5	1	2	3	0	0	1
John Milner, L (1, 7) OBP: 0.348, SLG: 0.463		6-3		BB		SH1-4	BB			1	1	0	0	2	0	0
Duffy Dyer, R (1, 2) OBP: 0.309, SLG: 0.465		K		K		SH1-4	F8			3	0	0	0	0	2	3
Wayne Garrett, L (1, 5) OBP: 0.384, SLG: 0.314		4-3		BB		2B				3	0	2	1	1	0	0
Ed Kranepool, L (1, 9) OBP: 0.292, SLG: 0.324			G4-6-3	F8		G5-4-3		G1-6-4-3		3	0	1	0	1	0	3
Ted Martinez, R (1, 8) OBP: 0.285, SLG: 0.333			G4-6-3		5-3	G5-4-3		5-3		4	0	0	0	0	0	3
Gary Gentry, R (1, 1) OBP: 0.250, SLG: 0.188			BB		G4-6-3		4-3 SH1-4		SH3-4	1	1	1	0	2	0	0
Tug McGraw, R (8, 1) OBP: 0.200, SLG: 0.111										0	0	0	0	0	0	0
Willie Mays, R (9, PH) OBP: 0.418, SLG: 0.345										0	0	0	0	1	0	0
Inning Stats	R: 0 E: 0 K: 0 S: 3 H: 0 LOB: 0 BB: 0 P: 3	R: 0 E: 0 K: 1 S: 5 H: 0 LOB: 0 BB: 0 P: 5	R: 0 E: 0 K: 0 S: 4 H: 2 LOB: 2 BB: 1 P: 8	R: 0 E: 0 K: 1 S: 5 H: 0 LOB: 2 BB: 1 P: 10	R: 0 E: 0 K: 0 S: 2 H: 0 LOB: 0 BB: 1 P: 6	R: 3 E: 0 K: 0 S: 5 H: 3 LOB: 1 BB: 2 P: 13	R: 1 E: 0 K: 0 S: 4 H: 1 LOB: 2 BB: 2 P: 12	R: 0 E: 0 K: 0 S: 3 H: 1 LOB: 0 BB: 0 P: 3	R: 0 E: 0 K: 1 S: 5 H: 0 LOB: 1 BB: 1 P: 9	1B: 5 2B: 1 3B: 0 HR: 1	SF: 0 SAC: 3 DP: 4 HBP: 1						

PITCHER	IP	WLS	BF	H	R	ER	SO	BB	IBB	HBP	BLK	WP	HR	S	P	ERA	WHIP
Jim Barr, R (1, 1) ERA: 2.78	5.1		24	5	3	3	2	4	0	1	0	0	1	23	40	5.06	1.688
Jerry Johnson, R (6, 1) ERA: 5.24	1.2		8	1	1	1	0	2	1	0	0	0	0	5	17	5.40	1.800
Don McMahon, R (8, 1) ERA: 2.44	2.0	W	7	1	0	0	1	1	0	0	0	0	0	8	12	0.00	1.000

PITCHER	IP	WLS	BF	H	R	ER	SO	BB	IBB	HBP	BLK	WP	HR	S	P	ERA	WHIP

BOTTOM

San Francisco Giants @ New York Mets

Shea Stadium, Flushing, NY

Mon Jul 10 1972, 7:05 PM EDT

Att. 33,000 - Unknown

livebaseballscorecards.com

AB	27
R	4
H	7
RBI	4
BB	8
SO	3
LOB	15

1B: 5	SF: 0	WP: 0	PA: 39
2B: 1	SAC: 3	PB: 0	
3B: 0	DP: 4	SB: 1	
HR: 1	HBP: 1	CS: 0	

San Francisco Giants @ New York Mets

Shea Stadium, Flushing, NY

Tue Jul 11 1972, 7:05 PM EDT

Att. 39,314 - Unknown

TOP

Batter	1	2	3	4	5	6	7	8	9	AB	R	H	RBI	BB	SO	LOB
Bobby Bonds, R (1, 9) OBP: 0.323, SLG: 0.460	S S S 0-3 ① K		x 0-0 ② F8		x 0-0 ② 1-3		x 0-0 ② 1B 1-H E 1B		x 0-0 ③ F8	5	1	1	1	0	1	2
Garry Maddox, R (1, 8) OBP: 0.303, SLG: 0.457	S S S 0-3 ② K		x 0-0 1-2 2B 1B		S S S 0-3 ③ K		x 0-0 2-3 E 1B			4	2	2	0	0	2	0
Chris Speier, R (1, 6) OBP: 0.343, SLG: 0.417	x 0-0 ③ 5-3		x 0-0 1-H 2-H 2B			B B B B 4-0 FC4-5 BB	x 0-0 1-H 3-H E9 PO			3	0	1	2	1	0	0
Willie McCovey, L (1, 3) OBP: 0.333, SLG: 0.435 Ed Goodson, L (6, 3) OBP: 0.350, SLG: 0.443		x 0-0 HR	S S S 0-3 ③ K			x 0-0 ① FC4-5 1-3	0-0 ③ PO 2-3	x 0-0 ① F6		3 1	1 0	1 0	1 0	0 0	1 0	2 0
Dave Kingman, R (1, 5) OBP: 0.301, SLG: 0.490		x 0-0 ① F7		S S S 0-3 ① K		x 0-0 ② F8		S S S 0-3 ② K		4	0	0	0	0	2	1
Dave Rader, L (1, 2) OBP: 0.310, SLG: 0.362		x 0-0 ② 3-1		H 1-0 FC5-4 HBP		x 0-0 ③ F6		x 0-0 ③ 6-3		3	0	0	0	0	0	1
Tito Fuentes, S (1, 4) OBP: 0.296, SLG: 0.369		x 0-0 ③ 5-3		x 0-0 ② FC5-4 1-2f FC5-4			S S S 0-3 ① K		x 0-0 ① F7	4	0	0	0	0	1	1
Ken Henderson, S (1, 7) OBP: 0.262, SLG: 0.319			x 0-0 ① 6-3	x 0-0 ③ FC5-4 1-2f			x 0-0 ② 6-3		x 0-0 1B	4	0	1	0	0	0	1
Ron Bryant, S (1, 1) OBP: 0.163, SLG: 0.146			B B B B 4-0 1B 2B BB		S S S 0-3 ① K		B B B B 4-0 WP 1B BB		S S S 0-3 ② K	2	2	0	0	2	2	1
Inning Stats	R: 0 E: 0 K: 2 S: 7 H: 0 LOB: 0 BB: 0 P: 7	R: 1 E: 0 K: 0 S: 4 H: 1 LOB: 0 BB: 0 P: 4	R: 2 E: 0 K: 1 S: 7 H: 2 LOB: 1 BB: 1 P: 11	R: 0 E: 0 K: 1 S: 5 H: 0 LOB: 1 BB: 0 P: 6	R: 0 E: 0 K: 2 S: 7 H: 0 LOB: 0 BB: 0 P: 7	R: 0 E: 0 K: 0 S: 3 H: 0 LOB: 1 BB: 1 P: 7	R: 3 E: 1 K: 1 S: 7 H: 2 LOB: 0 BB: 1 P: 11	R: 0 E: 0 K: 1 S: 5 H: 0 LOB: 0 BB: 0 P: 5	R: 0 E: 0 K: 1 S: 6 H: 1 LOB: 1 BB: 0 P: 6	1B: 4 2B: 1 3B: 0 HR: 1 SF: 0 SAC: 0 DP: 0 HBP: 1						

PITCHER	IP	WLS	BF	H	R	ER	SO	BB	IBB	HBP	BLK	WP	HR	S	P	ERA	WHIP
Jerry Koosman, L (1, 1) ERA: 3.31	7.0	L	30	5	6	4	7	3	0	1	0	1	1	40	53	5.14	1.143
Ray Sadecki, L (8, 1) ERA: 4.13	2.0		7	1	0	0	2	0	0	0	0	0	0	11	11	0.00	0.500

PITCHER	IP	WLS	BF	H	R	ER	SO	BB	IBB	HBP	BLK	WP	HR	S	P	ERA	WHIP

AB	33
R	6
H	6
RBI	4
BB	3
SO	9
LOB	9

WP: 1 PA: 38
PB: 0
SB: 0
CS: 0

livebaseballscorecards.com

BOTTOM

Batter	1	2	3	4	5	6	7	8	9	AB	R	H	RBI	BB	SO	LOB
Willie Mays, R (1, 8) OBP: 0.414, SLG: 0.338	x 0-0 ① 6-3		S S S 0-3 ② K		B B B 4-0 1-2 BB		x 0-0 ③ F8			3	0	0	0	1	1	0
Bud Harrelson, S (1, 6) OBP: 0.316, SLG: 0.265	S S S 0-3 ② K		x 0-0 ③ 6-3		x 0-0 ②③ 7-2 3-Hf			x 0-0 ① F8		4	0	0	0	0	1	3
John Milner, L (1, 7) OBP: 0.352, SLG: 0.463 Jerry Grote, R (3, 2) OBP: 0.295, SLG: 0.309	B B B B 4-0 BB			x 0-0 ① F6		x 0-0 ① 6-3		x 0-0 ② F8		0 3	0 0	0 0	0 0	1 0	0 0	0 0
Jim Fregosi, R (1, 5) OBP: 0.316, SLG: 0.386	S S S 0-3 ③ K			x 0-0 ② F7		x 0-0 E4 BB		x 0-0 E5		4	0	0	0	0	1	1
Duffy Dyer, R (1, 2) (3, 9) OBP: 0.307, SLG: 0.453		x 0-0 ① F7		x 0-0 ③ F9		B B B B 4-0 1-2 BB		x 0-0 ③ F7		3	0	0	0	1	0	1
Bill Sudakis, S (1, 3)		B B B B 4-0 FC4-6 BB			x 0-0 ① 5-3	S S S 0-3 ② K			x 0-0 ① F2	3	0	0	0	1	1	2
Ted Martinez, R (1, 9) (3, 7) OBP: 0.284, SLG: 0.338		x 0-0 ② FC4-6 1-2f			x 0-0 E 2B	x 0-0 ③ 6-3			x 0-0 ② 6-3	4	1	1	0	0	0	3
Wayne Garrett, L (1, 4) OBP: 0.379, SLG: 0.322		S S S 0-3 ③ K			x 0-0 E9 2-H 7-2 2B		x 0-0 ① 4-3		x 0-0 ③ F7	4	0	1	1	0	1	1
Jerry Koosman, R (1, 1) OBP: 0.150, SLG: 0.150 Dave Marshall, L (7, PH) OBP: 0.292, SLG: 0.354 Ray Sadecki, L (8, 1) OBP: 0.200, SLG: 0.200			x 0-0 ① F7		x 0-0 FC BB		S S S 0-3 ② K			2 1 0	0 0 0	0 0 0	0 0 0	0 1 0	0 0 0	1 0 0
Inning Stats	R: 0 E: 0 K: 2 S: 7 H: 0 LOB: 1 BB: 1 P: 11	R: 0 E: 0 K: 1 S: 5 H: 0 LOB: 1 BB: 1 P: 9	R: 0 E: 0 K: 1 S: 5 H: 0 LOB: 0 BB: 0 P: 5	R: 0 E: 0 K: 0 S: 3 H: 0 LOB: 0 BB: 0 P: 3	R: 1 E: 1 K: 0 S: 5 H: 2 LOB: 2 BB: 1 P: 9	R: 0 E: 1 K: 1 S: 6 H: 0 LOB: 2 BB: 1 P: 10	R: 0 E: 0 K: 1 S: 5 H: 0 LOB: 0 BB: 0 P: 5	R: 0 E: 1 K: 0 S: 4 H: 0 LOB: 1 BB: 0 P: 4	R: 0 E: 0 K: 0 S: 3 H: 0 LOB: 0 BB: 0 P: 3	1B: 0 2B: 3 3B: 0 HR: 0	SF: 0 SAC: 0 DP: 1 HBP: 0					

PITCHER	IP	WLS	BF	H	R	ER	SO	BB	IBB	HBP	BLK	WP	HR	S	P	ERA	WHIP
Ron Bryant, L (1, 1) ERA: 2.76	9.0	W	35	2	1	1	6	4	0	0	0	0	0	43	59	1.00	0.667

PITCHER	IP	WLS	BF	H	R	ER	SO	BB	IBB	HBP	BLK	WP	HR	S	P	ERA	WHIP

San Francisco Giants @ New York Mets

Shea Stadium, Flushing, NY

Tue Jul 11 1972, 7:05 PM EDT

Att. 39,314 - Unknown

livebaseballscorecards.com

AB	31
R	1
H	2
RBI	1
BB	4
SO	6
LOB	12

WP: 0 PB: 0 SB: 0 CS: 0 PA: 35

Batter	1	2	3	4	5	6	7	8	9	AB	R	H	RBI	BB	SO	LOB
Bobby Bonds, R (1, 9) OBP: 0.320, SLG: 0.454	F7		G6-4-3 1-2f		2-3			K		4	0	0	0	0	1	3
Garry Maddox, R (1, 8) OBP: 0.303, SLG: 0.454	CS 1B			F3		6-3			5-3	4	0	1	0	0	0	0
Chris Speier, R (1, 6) OBP: 0.342, SLG: 0.415	F9 1-2			1B		P3			F7	4	0	1	0	0	0	1
Willie McCovey, L (1, 3) OBP: 0.324, SLG: 0.420		K		K		F7			K	4	0	0	0	0	3	1
Dave Kingman, R (1, 5) OBP: 0.302, SLG: 0.487		CS BB		K			K			2	0	0	0	1	2	1
Fran Healy, R (1, 2) OBP: 0.278, SLG: 0.266		1-2 BB			E 1B		K			2	0	1	0	1	1	0
Tito Fuentes, S (1, 4) OBP: 0.294, SLG: 0.365		4-3			F5		P5			3	0	0	0	0	0	2
Ken Henderson, S (1, 7) OBP: 0.263, SLG: 0.319			G6-4-3 1B		E5 1-3			4-3		3	0	1	0	0	0	1
Sam McDowell, L (1, 1) OBP: 0.167, SLG: 0.213			K		K			1-3		1	0	0	0	0	1	1
Chris Arnold, R (5, PH) OBP: 0.304, SLG: 0.339										1	0	0	0	0	1	2
Frank Reberger, L (5, 1) OBP: 0.200, SLG: 0.200										0	0	0	0	0	0	0
Al Gallagher, R (8, PH) OBP: 0.360, SLG: 0.320										1	0	0	0	0	0	0
Randy Moffitt, R (8, 1)										0	0	0	0	0	0	0
Inning Stats	R: 0 E: 0 K: 0 S: 3 H: 1 LOB: 0 BB: 0 P: 3	R: 0 E: 0 K: 1 S: 4 H: 0 LOB: 1 BB: 2 P: 12	R: 0 E: 0 K: 1 S: 5 H: 1 LOB: 0 BB: 0 P: 5	R: 0 E: 0 K: 2 S: 8 H: 1 LOB: 1 BB: 0 P: 8	R: 0 E: 1 K: 1 S: 7 H: 1 LOB: 2 BB: 0 P: 7	R: 0 E: 0 K: 0 S: 3 H: 0 LOB: 0 BB: 0 P: 3	R: 0 E: 0 K: 2 S: 7 H: 0 LOB: 0 BB: 0 P: 7	R: 0 E: 0 K: 1 S: 5 H: 0 LOB: 0 BB: 0 P: 5	R: 0 E: 0 K: 1 S: 5 H: 0 LOB: 0 BB: 0 P: 5	1B: 4 2B: 0 3B: 0 HR: 0 SF: 0 SAC: 0 DP: 1 HBP: 0						

PITCHER	IP	WLS	BF	H	R	ER	SO	BB	IBB	HBP	BLK	WP	HR	S	P	ERA	WHIP
Jon Matlack, L (1, 1) ERA: 2.49	9.0	W	31	4	0	0	9	2	0	0	0	0	0	47	55	0.00	0.667

PITCHER	IP	WLS	BF	H	R	ER	SO	BB	IBB	HBP	BLK	WP	HR	S	P	ERA	WHIP

TOP

San Francisco Giants @ New York Mets

Shea Stadium, Flushing, NY

Wed Jul 12 1972, 3:33 AM EDT

Att. 33,227 - Unknown

livebaseballscorecards.com

AB	29
R	0
H	4
RBI	0
BB	2
SO	9
LOB	12

PA: 31

WP: 0
PB: 0
SB: 0
CS: 2

Batter	1	2	3	4	5	6	7	8	9	AB	R	H	RBI	BB	SO	LOB
Bud Harrelson, S (1, 6) OBP: 0.317, SLG: 0.272	BBBB 4-0 BB G5-4-3 BB	x 0-0 1-H 2-H 3B		x 0-0 ① ② G5-4-3 1-2f		x 0-0 ③ F7		SSS 0-3 ② K		4	1	1	2	1	1	2
Ted Martinez, R (1, 7) OBP: 0.281, SLG: 0.329	BBBB 4-0 G5-4-3 BB 1-2 BB	SSS 0-3 ③ K		x 0-0 ③ F9			x 0-0 ① F7	x 0-0 ③ 6-3		4	0	0	0	1	1	2
Willie Mays, R (1, 8) OBP: 0.426, SLG: 0.354	BBBB 4-0 G5-4-3 1-2 2-3 BB		BBBB 4-0 SH1-4 E BB		x 0-0 2B		x 0-0 HBP 1B 1B			2	1	2	0	2	0	0
Jim Fregosi, R (1, 5) OBP: 0.313, SLG: 0.381 Ken Boswell, L (6, 4) OBP: 0.230, SLG: 0.257	x 0-0 ① ② G5-4-3 1-2f 2-3 3-H	x 0-0 E5 SH1-4 1-2			SSS 0-3 ① K		x 0-0 ② F7			3 1	0 0	0 0	0 0	0 0	1 0	4 1
Duffy Dyer, R (1, 2) OBP: 0.308, SLG: 0.445	x 0-0 ③ F7	x 0-0 ① SH1-4 1-2 2-3			x 0-0 ② P4		H 1-0 1B 1-2 HBP			2	0	0	0	0	0	2
Bill Sudakis, S (1, 3) OBP: 0.375, SLG: 0.167		x 0-0 ① 6-3	SSS 0-3 ② K		BBBB 4-0 BB		x 0-0 1-2 2-H 1B			3	0	1	1	1	1	2
Jerry Grote, R (1, 9) OBP: 0.294, SLG: 0.303		x 0-0 ② F8	III 4-0 IBB		x 0-0 ③ F7		SSS 0-3 ③ K			3	0	0	0	1	1	4
Wayne Garrett, L (1, 4) (6, 5) OBP: 0.383, SLG: 0.315		BBBB 4-0 1B 3B BB	x 0-0 ③ F8			x 0-0 ① F9		BBBB 4-0 FC4-6 BB		2	1	0	0	2	0	3
Jon Matlack, L (1, 1) OBP: 0.268, SLG: 0.171		x 0-0 1-2 3B 1B		BBBB 4-0 G5-4-3 BB		SSS 0-3 ② K		x 0-0 ① FC4-6 1-2f		3	1	1	0	1	1	1
Inning Stats	R: 1 E: 0 K: 0 S: 2 H: 0 LOB: 1 BB: 3 P: 14	R: 2 E: 0 K: 1 S: 7 H: 2 LOB: 1 BB: 1 P: 11	R: 0 E: 1 K: 1 S: 6 H: 0 LOB: 3 BB: 2 P: 14	R: 0 E: 0 K: 0 S: 2 H: 0 LOB: 0 BB: 1 P: 6	R: 0 E: 0 K: 1 S: 6 H: 1 LOB: 2 BB: 1 P: 10	R: 0 E: 0 K: 1 S: 5 H: 0 LOB: 0 BB: 0 P: 5	R: 1 E: 0 K: 1 S: 7 H: 2 LOB: 2 BB: 0 P: 8	R: 0 E: 0 K: 1 S: 5 H: 0 LOB: 1 BB: 1 P: 9		1B: 3 2B: 1 3B: 1 HR: 0	SF: 0 SAC: 1 DP: 2 HBP: 1			WP: 0 PB: 0 SB: 0 CS: 0	PA: 38	

PITCHER		IP	WLS	BF	H	R	ER	SO	BB	IBB	HBP	BLK	WP	HR	S	P	ERA	WHIP
Sam McDowell, L ERA: 4.57	(1, 1)	4.0	L	20	2	3	3	2	6	1	0	0	0	0	17	45	6.75	2.000
Frank Reberger, R ERA: 4.5	(5, 1)	3.0		14	3	1	1	3	1	0	1	0	0	0	18	23	3.00	1.333
Randy Moffitt, R ERA: 2.43	(8, 1)	1.0		4	0	0	0	1	1	0	0	0	0	0	5	9	0.00	1.000

PITCHER	IP	WLS	BF	H	R	ER	SO	BB	IBB	HBP	BLK	WP	HR	S	P	ERA	WHIP

BOTTOM

San Francisco Giants @ New York Mets

Shea Stadium, Flushing, NY

Wed Jul 12 1972, 3:33 AM EDT

Att. 33,227 - Unknown

livebaseballscorecards.com

AB	27
R	4
H	5
RBI	3
BB	9
SO	6
LOB	21

New York Mets @ San Diego Padres

San Diego Stadium, San Diego, CA

Fri Jul 14 1972, 10:05 PM EDT

Att. 17,093 - Unknown

TOP

livebaseballscorecards.com

Batter	1	2	3	4	5	6	7	8	9	AB	R	H	RBI	BB	SO	LOB
Bud Harrelson, S (1, 6) OBP: 0.316, SLG: 0.270	6-3		SF8 2-3 3-H			BBBB 4-0 4-3 HR BB		3-1		2	1	0	1	1	0	0
Willie Mays, R (1, 8) OBP: 0.418, SLG: 0.345	F8		F9			F8		SSS 0-3 K		4	0	0	0	0	1	2
John Milner, L (1, 7) OBP: 0.349, SLG: 0.454	F7			4-3		4-3 1-2			BBBB 4-0 BB BB	3	0	0	0	1	0	1
Dave Schneck, L (1, 9) OBP: 0.250, SLG: 1.000		F9		SSS 0-3 K		2-H HR			F5	4	1	1	2	0	1	1
Bill Sudakis, S (1, 3) OBP: 0.250, SLG: 0.100 Ed Kranepool, L (9, 3) OBP: 0.292, SLG: 0.324		SSS 0-3 K		E9		6-3			SSS 0-3 K	4 0	0 0	0 0	0 0	0 0	2 0	1 0
Wayne Garrett, L (1, 5) OBP: 0.387, SLG: 0.309		L3		L4			BBBB 4-0 G5-4-3 BB		BBBB 4-0 1-2 BB	2	0	0	0	2	0	1
Duffy Dyer, R (1, 2) OBP: 0.306, SLG: 0.439			SH2-4 BB SF8 1B	5-3			SSS 0-3 K		L6	4	1	1	0	0	1	3
Ted Martinez, R (1, 4) OBP: 0.282, SLG: 0.325			BBBB 4-0 SF8 SH2-4 1-2 BB	SSS 0-3 K			0-0 G5-4-3 1-2f			2	0	0	0	1	1	1
Tom Seaver, R (1, 1) OBP: 0.260, SLG: 0.356			SH2-4 1-2 2-3	SSS 0-3 K				SSS 0-3 K		2	0	0	0	0	2	0
Inning Stats	R: 0 E: 0 K: 0 S: 3 H: 0 LOB: 0 BB: 0 P: 3	R: 0 E: 0 K: 1 S: 5 H: 0 LOB: 0 BB: 0 P: 5	R: 1 E: 0 K: 0 S: 4 H: 1 LOB: 1 BB: 1 P: 8	R: 0 E: 1 K: 1 S: 6 H: 0 LOB: 1 BB: 0 P: 6	R: 0 E: 0 K: 2 S: 7 H: 0 LOB: 0 BB: 0 P: 7	R: 2 E: 0 K: 0 S: 4 H: 1 LOB: 0 BB: 1 P: 8	R: 0 E: 0 K: 1 S: 4 H: 0 LOB: 0 BB: 1 P: 8	R: 0 E: 0 K: 2 S: 7 H: 0 LOB: 0 BB: 0 P: 7	R: 0 E: 0 K: 1 S: 5 H: 0 LOB: 2 BB: 2 P: 13	1B: 1 2B: 0 3B: 0 HR: 1 SF: 1 SAC: 1 DP: 1 HBP: 0						

	AB	27
	R	3
	H	2
	RBI	3
	BB	5
	SO	8
	LOB	10

WP: 0 PB: 0 SB: 0 CS: 0 PA: 34

PITCHER	IP	WLS	BF	H	R	ER	SO	BB	IBB	HBP	BLK	WP	HR	S	P	ERA	WHIP
Steve Arlin, R (1, 1) ERA: 3.0	9.0	L	34	2	3	3	8	5	0	0	0	0	1	45	65	3.00	0.778

PITCHER	IP	WLS	BF	H	R	ER	SO	BB	IBB	HBP	BLK	WP	HR	S	P	ERA	WHIP

Batter	1	2	3	4	5	6	7	8	9	AB	R	H	RBI	BB	SO	LOB
Derrel Thomas, S (1, 4) OBP: 0.299, SLG: 0.305	BBBB 4-0 FC3-6 BB		SSS 0-3 ② K		x 0-0 ② L8		x 0-0 ② P6		SSS 0-3 ③ K	4	0	0	0	1	2	4
Dave Roberts, R (1, 5) OBP: 0.296, SLG: 0.366	SSS 0-3 ① K		x 0-0 ③ F4		x 0-0 E9 1-3 1B		x 0-0 ③ FC6-4 1-2f			4	0	1	0	0	1	2
Larry Stahl, L (1, 7) OBP: 0.284, SLG: 0.360	x 0-0 ② FC3-6 HR 1-2f			x 0-0 ① 3-1	SSS 0-3 ③ K			x 0-0 E3 FC6-4		4	1	0	0	0	1	3
Nate Colbert, R (1, 3) OBP: 0.298, SLG: 0.472	x 0-0 HR 2-H			x 0-0 ② 6-3		x 0-0 ① F4		x 0-0 ① FC6-4 S 1-2f		4	1	1	2	0	0	1
Cito Gaston, R (1, 9) OBP: 0.314, SLG: 0.397	x 0-0 ③ L9			BBBB 4-0 BB BB		x 0-0 ② 4-3		SSS 0-3 ② K 1-2		3	0	0	0	1	1	1
Jerry Morales, R (1, 8) OBP: 0.347, SLG: 0.424		BBBB 4-0 L1-3 BB		BBBB 4-0 1-2 BB		x 0-0 2B		x 0-0 ③ F9		2	0	1	0	2	0	1
Pat Corrales, R (1, 2) OBP: 0.244, SLG: 0.181 Curt Blefary, L (9, PH) OBP: 0.259, SLG: 0.321 Fred Stanley, R (9, PR) OBP: 0.338, SLG: 0.255		SSS 0-3 ① K		SSS 0-3 ③ K		SSS 0-3 ③ K			x 0-0 3-1 SH1-4 1B	3 1 0	0 0 0	0 1 0	0 0 0	0 0 0	3 0 0	4 0 0
Enzo Hernandez, R (1, 6) OBP: 0.249, SLG: 0.242		x 0-0 ② ③ L1-3 1-2			x 0-0 FC2-5 2B		x 0-0 ① L3		x 0-0 ① SH1-4 1-2	3	0	1	0	0	0	1
Steve Arlin, R (1, 1) OBP: 0.174, SLG: 0.167 Garry Jestadt, R (9, PH) OBP: 0.252, SLG: 0.293			SSS 0-3 ① K		x 0-0 ① FC2-5 E 1B 2-3		BBBB 4-0 FC6-4 BB		x 0-0 ② 3-1 2-3	2 1	0 0	0 0	0 0	1 0	1 0	1 2
Inning Stats	R: 2 E: 1 K: 1 S: 6 H: 1 LOB: 0 BB: 1 P: 10	R: 0 E: 0 K: 1 S: 4 H: 0 LOB: 0 BB: 1 P: 8	R: 0 E: 0 K: 2 S: 7 H: 0 LOB: 0 BB: 0 P: 7	R: 0 E: 0 K: 1 S: 5 H: 0 LOB: 2 BB: 2 P: 13	R: 0 E: 1 K: 1 S: 7 H: 2 LOB: 2 BB: 0 P: 7	R: 0 E: 0 K: 1 S: 6 H: 1 LOB: 1 BB: 0 P: 6	R: 0 E: 0 K: 0 S: 3 H: 0 LOB: 1 BB: 1 P: 7	R: 0 E: 1 K: 1 S: 6 H: 0 LOB: 1 BB: 0 P: 6	R: 0 E: 0 K: 1 S: 6 H: 1 LOB: 2 BB: 0 P: 6	1B: 2 2B: 3 3B: 0 HR: 1		SF: 0 SAC: 1 DP: 1 HBP: 0		WP: 0 PB: 0 SB: 1 CS: 0		PA: 37

PITCHER	IP	WLS	BF	H	R	ER	SO	BB	IBB	HBP	BLK	WP	HR	S	P	ERA	WHIP
Tom Seaver, R (1, 1) ERA: 2.84	9.0	W	37	5	2	2	9	5	0	0	0	0	1	50	70	2.00	1.111

PITCHER	IP	WLS	BF	H	R	ER	SO	BB	IBB	HBP	BLK	WP	HR	S	P	ERA	WHIP

BOTTOM

New York Mets @ San Diego Padres

San Diego Stadium, San Diego, CA

Fri Jul 14 1972, 10:05 PM EDT

Att. 17,093 - Unknown

livebaseballscorecards.com

AB	31
R	2
H	5
RBI	2
BB	5
SO	9
LOB	20

Batter	1	2	3	4	5	6	7	8	9	AB	R	H	RBI	BB	SO	LOB
Bud Harrelson, S (1, 6) OBP: 0.315, SLG: 0.269	B4	F9			1B 1B 1B		F7	K		5	0	1	0	0	1	3
Willie Mays, R (1, 8) OBP: 0.417, SLG: 0.342	3-1 1B 1B BB		K		1B 1-2 1B		F9		K	4	1	1	0	1	2	0
John Milner, L (1, 7) OBP: 0.356, SLG: 0.458	3-1 1B 1-2 1B		1B		F8		1B		6-3	5	1	3	0	0	0	2
Dave Schneck, L (1, 9) OBP: 0.222, SLG: 0.556	3-1 1-2 2-3		F7		1-2 2-3 1B		F8		1-3	5	0	1	0	0	0	4
Bill Sudakis, S (1, 3) OBP: 0.250, SLG: 0.143	BB 2-H 3-H 1B		F8		G3			E6 E SH1-4		4	0	1	2	0	0	4
Tom Seaver, R (8, PR) OBP: 0.260, SLG: 0.356										0	0	0	0	0	0	0
Ed Kranepool, L (8, 3) OBP: 0.292, SLG: 0.324										0	0	0	0	0	0	0
Wayne Garrett, L (1, 5) OBP: 0.386, SLG: 0.302	FC6-4 1-2 BB			P4		K		SH1-4 1-2		2	0	0	0	1	1	0
Ted Martinez, R (1, 4) OBP: 0.282, SLG: 0.319	FC6-4 1-2f			K		F9		E BB		3	0	0	0	1	1	2
Jerry Grote, R (1, 2) OBP: 0.293, SLG: 0.297		5-3		F8		BB		L7		3	0	0	0	1	0	2
Gary Gentry, R (1, 1) OBP: 0.231, SLG: 0.171										3	0	0	0	0	2	1
Jim Fregosi, R (8, PH) OBP: 0.312, SLG: 0.380										1	0	0	0	0	0	2
Tug McGraw, R (8, 1) OBP: 0.200, SLG: 0.111		K			K	F9		E6 1-2 2-3		0	0	0	0	0	0	0
Inning Stats	R: 2 E: 0 K: 0 S: 5 H: 2 LOB: 2 BB: 2 P: 13	R: 0 E: 0 K: 1 S: 5 H: 0 LOB: 0 BB: 0 P: 5	R: 0 E: 0 K: 1 S: 6 H: 1 LOB: 1 BB: 0 P: 6	R: 0 E: 0 K: 1 S: 5 H: 0 LOB: 0 BB: 0 P: 5	R: 0 E: 0 K: 1 S: 8 H: 3 LOB: 3 BB: 0 P: 8	R: 0 E: 0 K: 1 S: 5 H: 0 LOB: 1 BB: 1 P: 9	R: 0 E: 0 K: 0 S: 4 H: 1 LOB: 1 BB: 0 P: 4	R: 0 E: 2 K: 1 S: 7 H: 0 LOB: 3 BB: 1 P: 11	R: 0 E: 0 K: 1 S: 5 H: 0 LOB: 0 BB: 0 P: 5							

New York Mets @ San Diego Padres

San Diego Stadium, San Diego, CA

Sat Jul 15 1972, 10:05 PM EDT

Att. 22,029 - Unknown

TOP

livebaseballscorecards.com

AB	35
R	2
H	7
RBI	2
BB	4
SO	7
LOB	20

| | | | | | | | | | |

New York Mets @ San Diego Padres

San Diego Stadium, San Diego, CA

Sat Jul 15 1972, 10:05 PM EDT

Att. 22,029 - Unknown

BOTTOM

Batter	1	2	3	4	5	6	7	8	9	AB	R	H	RBI	BB	SO	LOB
Enzo Hernandez, R (1, 6) OBP: 0.246, SLG: 0.239	SSS 0-3 ① K		x 0-0 ① P4		x 0-0 ③ F9		x 0-0 ③ L7			3	0	0	0	0	1	1
Johnny Jeter, R (7, PH) OBP: 0.267, SLG: 0.344 (8, 8)										1	0	0	0	0	0	1
Dave Roberts, R (1, 5) OBP: 0.288, SLG: 0.355 (8, 6)	x 0-0 ② 4-3		x 0-0 ② 5-3			x 0-0 ① F3		x 0-0 ① 6-3		4	0	0	0	0	0	0
Larry Stahl, L (1, 7) OBP: 0.284, SLG: 0.354	BBBB 4-0 BB		SSS 0-3 ③ K			SSS 0-3 ② K		x 0-0 ② 4-3		3	0	0	0	1	2	0
Nate Colbert, R (1, 3) OBP: 0.300, SLG: 0.481	SSS 0-3 ③ K			x 0-0 ① 5-3		BBBB 4-0 1B BB		x 0-0 HR		3	1	1	1	1	1	1
Cito Gaston, R (1, 9) OBP: 0.319, SLG: 0.400		x 0-0 FC6-4 1B		x 0-0 ② F9		x 1-2 1B		x 0-0 ③ 1-3		4	0	2	0	0	0	0
Jerry Morales, R (1, 8) OBP: 0.340, SLG: 0.415 (8, 5)		x 0-0 ① F9		x 0-0 ③ P2		x 0-0 ③ F9			x 0-0 ① F8	4	0	0	0	0	0	3
Garry Jestadt, R (1, 4) OBP: 0.244, SLG: 0.283		x 0-0 ② FC6-4 BB 1-2f			x 0-0 ① P4		x 0-0 ① F8		x 0-0 ② L7	4	0	0	0	0	0	1
Pat Corrales, R (1, 2) OBP: 0.277, SLG: 0.190		BBBB 4-0 1-2 BB			BBBB 4-0 SH3-4 BB		x 0-0 1B		H 1-0 HBP	1	0	1	0	2	0	0
Clay Kirby, R (1, 1) OBP: 0.149, SLG: 0.091		SSS 0-3 ③ K			x 0-0 ② SH3-4 1-2		x 0-0 ② L9		x 0-0 ③ 2-3	1	0	0	0	0	1	2
Curt Blefary, L (7, PH) OBP: 0.254, SLG: 0.315										1	0	0	0	0	0	1
Fred Norman, S (8, 1) OBP: 0.235, SLG: 0.219										0	0	0	0	0	0	0
Fred Stanley, R (9, PH) OBP: 0.333, SLG: 0.250										1	0	0	0	0	0	1
Inning Stats	R: 0 H: 0 E: 0 LOB: 1 K: 2 BB: 1 S: 7 P: 11	R: 0 H: 1 E: 0 LOB: 2 K: 1 BB: 1 S: 6 P: 10	R: 0 H: 0 E: 0 LOB: 0 K: 1 BB: 0 S: 5 P: 5	R: 0 H: 0 E: 0 LOB: 0 K: 0 BB: 0 S: 3 P: 3	R: 0 H: 0 E: 0 LOB: 1 K: 0 BB: 1 S: 3 P: 7	R: 0 H: 1 E: 0 LOB: 2 K: 1 BB: 1 S: 6 P: 10	R: 0 H: 1 E: 0 LOB: 1 K: 0 BB: 0 S: 4 P: 4	R: 1 H: 1 E: 0 LOB: 0 K: 0 BB: 0 S: 4 P: 4	R: 0 H: 0 E: 0 LOB: 1 K: 0 BB: 0 S: 3 P: 4	1B: 3 SF: 0 2B: 0 SAC: 1 3B: 0 DP: 0 HR: 1 HBP: 1						WP: 0 PA: 36 PB: 0 SB: 0 CS: 0	

livebaseballscorecards.com

	AB	30
	R	1
	H	4
	RBI	1
	BB	4
	SO	5
	LOB	11

PITCHER		IP	WLS	BF	H	R	ER	SO	BB	IBB	HBP	BLK	WP	HR	S	P	ERA	WHIP
Gary Gentry, R ERA: 3.71	(1, 1)	7.0	W	28	3	0	0	5	4	0	0	0	0	0	34	50	0.00	1.000
Tug McGraw, L ERA: 2.06	(8, 1)	2.0	S	8	1	1	1	0	0	0	1	0	0	1	7	8	4.50	0.500

PITCHER	IP	WLS	BF	H	R	ER	SO	BB	IBB	HBP	BLK	WP	HR	S	P	ERA	WHIP

Batter	1	2	3	4	5	6	7	8	9	AB	R	H	RBI	BB	SO	LOB
Bud Harrelson, S (1, 6) OBP: 0.313, SLG: 0.266	4-3		F8		3-1		BB		F7	4	0	0	0	1	0	0
Ken Boswell, L (1, 4) OBP: 0.224, SLG: 0.250	P3		L9		4-3		P6		5-3	5	0	0	0	0	0	1
John Milner, L (1, 7) OBP: 0.349, SLG: 0.448	4-3		K			G3	L8			4	0	0	0	0	1	1
Dave Schneck, L (1, 8) OBP: 0.385, SLG: 0.923		HR		F8 2B		BB WP 1B 1B	4-3			4	2	3	1	0	0	1
Bill Sudakis, S (1, 3) OBP: 0.250, SLG: 0.118		G3		FC6-4 BB		F6		K		3	0	0	0	1	1	1
Wayne Garrett, L (1, 5) OBP: 0.389, SLG: 0.310		BB 1B		F8 2-3		WP BB E 1-2 1B		F6		4	1	2	0	0	0	2
Duffy Dyer, R (1, 2) OBP: 0.319, SLG: 0.440		1-2 BB		K		E WP 1-2 2-3 BB		1B		2	0	1	0	2	1	2
Ted Martinez, R (1, 9) OBP: 0.275, SLG: 0.312		F9		FC6-4 1-2f		E6 1-3 2-H 3-H		1-3		4	0	0	0	0	0	6
Jerry Koosman, R (1, 1) OBP: 0.130, SLG: 0.130 Danny Frisella, L (7, 1) Dave Marshall, L (9, PH) OBP: 0.288, SLG: 0.348		K			F5	P6			K	3 0 1	0 0 0	0 0 0	0 0 0	0 0 0	1 0 1	4 0 0
Inning Stats	R: 0 E: 0 K: 0 S: 3 H: 0 LOB: 0 BB: 0 P: 3	R: 1 E: 0 K: 1 S: 7 H: 2 LOB: 2 BB: 1 P: 11	R: 0 E: 0 K: 1 S: 5 H: 0 LOB: 0 BB: 0 P: 5	R: 0 E: 0 K: 1 S: 6 H: 1 LOB: 2 BB: 1 P: 10	R: 0 E: 0 K: 0 S: 3 H: 0 LOB: 0 BB: 0 P: 3	R: 2 E: 1 K: 0 S: 6 H: 2 LOB: 2 BB: 1 P: 10	R: 0 E: 0 K: 0 S: 3 H: 0 LOB: 1 BB: 1 P: 7	R: 0 E: 0 K: 1 S: 6 H: 1 LOB: 1 BB: 0 P: 6	R: 0 E: 0 K: 1 S: 5 H: 0 LOB: 0 BB: 0 P: 5	1B: 4 2B: 1 3B: 0 HR: 1 SF: 0 SAC: 0 DP: 0 HBP: 0						

PITCHER		IP	WLS	BF	H	R	ER	SO	BB	IBB	HBP	BLK	WP	HR	S	P	ERA	WHIP
Mike Corkins, R ERA: 3.01	(1, 1)	5.2		25	5	3	2	3	3	0	0	0	0	1	28	40	3.18	1.412
Gary Ross, R ERA: 2.05	(6, 1)	0.1		2	0	0	0	0	0	0	0	0	1	0	2	2	0.00	0.000
Bill Greif, R ERA: 5.06	(7, 1)	3.0	W	11	1	0	0	2	1	0	0	0	0	0	14	18	0.00	0.667

PITCHER	IP	WLS	BF	H	R	ER	SO	BB	IBB	HBP	BLK	WP	HR	S	P	ERA	WHIP

TOP

New York Mets @ San Diego Padres

San Diego Stadium, San Diego, CA

Sun Jul 16 1972, 6:33 AM EDT

Att. 6,394 - Unknown

livebaseballscorecards.com

AB	34
R	3
H	6
RBI	1
BB	4
SO	5
LOB	18

PA: 38

WP: 1	PB: 0	SB: 0	CS: 0

Batter	1	2	3	4	5	6	7	8	9	AB	R	H	RBI	BB	SO	LOB
Enzo Hernandez, R (1, 6) OBP: 0.250, SLG: 0.243	6-3		SH1-4 1-2		6-3	2-H 3-H 1B		S 1B		4	0	2	2	0	0	0
Dave Roberts, R (1, 5) OBP: 0.298, SLG: 0.359	S 1B 1B		6-3 2-3		WP 1B		BBBB SH BB	F7 1-2		4	2	2	0	1	0	2
Jerry Morales, R (1, 7) OBP: 0.338, SLG: 0.408	K 1-2		BBBB FC6-4 BB		SSS K 1-2		SH 1-H SF7	F3		3	1	0	0	1	2	3
Nate Colbert, R (1, 3) OBP: 0.303, SLG: 0.481 Curt Blefary, L (8, PH) OBP: 0.250, SLG: 0.309 (9, 3)	2-H 1B		FC6-4 1-2f		IBB		SF7 3-H	4-3		2 1	0 0	1 0	2 0	1 0	0 0	2 1
Cito Gaston, R (1, 9) OBP: 0.318, SLG: 0.396	G3			SSS K	SSS K		1B E 1B			4	1	1	0	0	2	3
Johnny Jeter, R (1, 8) OBP: 0.276, SLG: 0.349		F9		CS 1B		BBBB SH1-4 1B 1B BB	1-2 E 1B			3	2	2	0	1	0	0
Garry Jestadt, R (1, 4) OBP: 0.254, SLG: 0.287 Fred Stanley, R (6, PR) OBP: 0.333, SLG: 0.250 Bill Greif, R (7, 1) OBP: 0.077, SLG: 0.040		4-3	BBBB 1B 1-2 BB			1-2 1B SH1-4 1B	1-H 2-H E1			2 0 1	0 1 0	1 0 0	0 0 0	1 0 0	0 0 0	0 0 0
Pat Corrales, R (1, 2) OBP: 0.278, SLG: 0.195		SSS K		1-3 1B		1-2 2-3 SH1-4	1-3			3	0	1	0	0	1	1
Mike Corkins, R (1, 1) OBP: 0.235, SLG: 0.412 Gary Ross, R (6, 1) OBP: 0.286, SLG: 0.286 Derrel Thomas, S (6, PH) OBP: 0.297, SLG: 0.303 (7, 4)			6-3 SH1-4 1B	F3		SSS K	SSS K			2 0 2	0 0 0	1 0 0	0 0 0	0 0 0	0 0 2	2 0 4
Inning Stats	R: 1 H: 2 E: 0 LOB: 1 K: 1 BB: 0 S: 7 P: 7	R: 0 H: 0 E: 0 LOB: 0 K: 1 BB: 0 S: 5 P: 5	R: 0 H: 1 E: 0 LOB: 2 K: 0 BB: 1 S: 4 P: 8	R: 0 H: 2 E: 0 LOB: 2 K: 1 BB: 1 S: 6 P: 10	R: 0 H: 1 E: 0 LOB: 2 K: 2 BB: 1 S: 8 P: 12	R: 2 H: 2 E: 0 LOB: 1 K: 1 BB: 1 S: 6 P: 10	R: 4 H: 2 E: 2 LOB: 1 K: 1 BB: 1 S: 9 P: 13	R: 0 H: 1 E: 0 LOB: 1 K: 0 BB: 0 S: 4 P: 4		1B: 11 SF: 1 2B: 0 SAC: 3 3B: 0 DP: 0 HR: 0 HBP: 0						

BOTTOM

New York Mets @ San Diego Padres

San Diego Stadium, San Diego, CA

Sun Jul 16 1972, 6:33 AM EDT

Att. 6,394 - Unknown

livebaseballscorecards.com

AB	31
R	7
H	11
RBI	4
BB	5
SO	7
LOB	18

WP: 1 PA: 40
PB: 0
SB: 2
CS: 1

PITCHER		IP	WLS	BF	H	R	ER	SO	BB	IBB	HBP	BLK	WP	HR	S	P	ERA	WHIP
Jerry Koosman, L ERA: 3.48	(1, 1)	6.1	L	33	10	7	4	6	4	1	0	0	1	0	40	60	5.68	2.211
Danny Frisella, R ERA: 1.7	(7, 1)	1.2		7	1	0	0	1	0	0	0	0	0	0	9	9	0.00	0.600

PITCHER	IP	WLS	BF	H	R	ER	SO	BB	IBB	HBP	BLK	WP	HR	S	P	ERA	WHIP

Batter	1	2	3	4	5	6	7	8	9	10	AB	R	H	RBI	BB	SO	LOB
Bud Harrelson, S (1, 6) OBP: 0.309, SLG: 0.262	F3		5-3			SH, FC6-5 1-2		1-3		F9 ②	4	0	0	0	0	0	1
Willie Mays, R (1, 8) OBP: 0.412, SLG: 0.338	E6 2B 4-3		K			F9 ①		F9 ②		1-2 1B	5	1	1	0	0	1	2
Jim Fregosi, R (1, 5) OBP: 0.311, SLG: 0.382	4-3 1-3 2B			F6 ①		FC6-5 ② 1-2 2-3f		F9 ③		F7 ③	4	0	1	0	0	0	2
Wayne Garrett, L (8, 5) OBP: 0.386, SLG: 0.307											1	0	0	0	0	0	2
Rusty Staub, L (1, 9) OBP: 0.376, SLG: 0.472	4-3 ② 2-3 3-H			3-1 ②		G3 ③			L6-4, SH2-4 1B		4	0	1	1	0	0	3
Bill Sudakis, S (1, 3) OBP: 0.217, SLG: 0.100	F9 ③			K			K		SH2-4 ① 1-2		3	0	0	0	0	2	1
Duffy Dyer, R (1, 2) OBP: 0.310, SLG: 0.426		1-3 ①			F5 ①		K		E5		4	0	0	0	0	1	1
Dave Schneck, L (1, 7) OBP: 0.353, SLG: 0.765		L9 ②			F3 ②		FC5 1B		L6-4 ②③ 2-3		4	0	1	0	0	0	2
Ted Martinez, R (1, 4) OBP: 0.275, SLG: 0.310		K			F8 ③		1-2 1B			F9 ①	4	0	1	0	0	1	0
Jon Matlack, L (1, 1) OBP: 0.273, SLG: 0.184			5-3 ①			FC6-5, SH 1B	FC5 2-3f			1B 1B	3	0	1	0	0	0	2
John Milner, L (10, PH) OBP: 0.352, SLG: 0.451											1	0	1	0	0	0	0
Danny Frisella, L (10, 1)											0	0	0	0	0	0	0
Inning Stats	R: 1 E: 1 K: 0 S: 5 / H: 1 LOB: 1 BB: 0 P: 5	R: 0 E: 0 K: 1 S: 5 / H: 0 LOB: 0 BB: 0 P: 5	R: 0 E: 0 K: 1 S: 5 / H: 0 LOB: 0 BB: 0 P: 5	R: 0 E: 0 K: 1 S: 5 / H: 0 LOB: 0 BB: 0 P: 5	R: 0 E: 0 K: 0 S: 3 / H: 0 LOB: 0 BB: 0 P: 3	R: 0 E: 0 K: 0 S: 5 / H: 1 LOB: 2 BB: 0 P: 5	R: 0 E: 0 K: 2 S: 9 / H: 2 LOB: 2 BB: 0 P: 9	R: 0 E: 0 K: 0 S: 3 / H: 0 LOB: 0 BB: 0 P: 3	R: 0 E: 1 K: 0 S: 4 / H: 1 LOB: 1 BB: 0 P: 4	R: 0 E: 0 K: 0 S: 5 / H: 2 LOB: 2 BB: 0 P: 5	1B: 6 2B: 2 3B: 0 HR: 0	SF: 0 SAC: 2 DP: 1 HBP: 0					

PITCHER	IP	WLS	BF	H	R	ER	SO	BB	IBB	HBP	BLK	WP	HR	S	P	ERA	WHIP
Tommy John, L (1, 1) ERA: 2.78	9.0		34	5	1	0	5	0	0	0	0	0	0	44	44	0.00	0.556
Jim Brewer, L (10, 1) ERA: 1.1	1.0	W	5	2	0	0	0	0	0	0	0	0	0	5	5	0.00	2.000

PITCHER	IP	WLS	BF	H	R	ER	SO	BB	IBB	HBP	BLK	WP	HR	S	P	ERA	WHIP

TOP

New York Mets @ Los Angeles Dodgers

Dodger Stadium, Los Angeles, CA

Tue Jul 18 1972, 7:05 PM PDT

Att. 24,324 - Unknown

livebaseballscorecards.com

AB	37
R	1
H	7
RBI	1
BB	0
SO	5
LOB	16

WP: 0 PB: 0 SB: 0 CS: 0 PA: 39

Batter	1	2	3	4	5	6	7	8	9	10	AB	R	H	RBI	BB	SO	LOB
Lee Lacy, R (1, 4) OBP: 0.342, SLG: 0.347	1-3		5-3		FC5-4 1-2f		K		F9		5	0	0	0	0	1	5
Willie Davis, L (1, 8) OBP: 0.304, SLG: 0.420	K			F6		1B BB 1B	4-3			G3	5	0	1	0	0	1	2
Manny Mota, R (1, 7) OBP: 0.379, SLG: 0.495	4-3			1B 1B		BBBB 4-0 1-2 1B BB		1-3		6-3	4	1	1	0	1	0	0
Frank Robinson, R (1, 9) OBP: 0.355, SLG: 0.432		6-3		1B 1-3 1B		F9		6-3		HR	5	1	2	1	0	0	2
Wes Parker, S (1, 3) OBP: 0.357, SLG: 0.348		K		G6-4-3 1-3 3-H 1B		1-2 2-3 1B		CS 1B			4	0	3	1	0	1	0
Steve Garvey, R (1, 5) OBP: 0.321, SLG: 0.421	1B			G6-4-3 1-2f		F3		CS 1-2	K		4	0	1	0	0	1	5
Bobby Valentine, R (1, 6) OBP: 0.319, SLG: 0.347	F6				FC6-5 S 1B	F7				5-3 1B	4	0	2	0	0	0	4
Chris Cannizzaro, R (1, 2) OBP: 0.353, SLG: 0.350 Maury Wills, S (7, PR) OBP: 0.182, SLG: 0.150 Dick Dietz, R (8, 2) OBP: 0.302, SLG: 0.233			F8		FC6-5 FC1-6 1-3			SH3 1B		5-3 1-2	3 0 1	0 0 0	1 0 0	0 0 0	0 0 0	0 0 0	1 0 1
Tommy John, R (1, 1) OBP: 0.079, SLG: 0.079 Jim Lefebvre, S (9, PH) OBP: 0.267, SLG: 0.356 Jim Brewer, L (10, 1)			4-3		FC1-6 FC5-4 1-2f			SH3 1-2		IBB	2 0 0	0 0 0	0 0 0	0 1 0	0 0 0	0 0 0	1 0 0
Inning Stats	R: 0 H: 0 E: 0 LOB: 0 K: 1 BB: 0 S: 5 P: 5	R: 0 H: 1 E: 0 LOB: 1 K: 1 BB: 0 S: 6 P: 6	R: 0 H: 0 E: 0 LOB: 0 K: 0 BB: 0 S: 3 P: 3	R: 1 H: 3 E: 0 LOB: 1 K: 0 BB: 0 S: 5 P: 5	R: 0 H: 1 E: 0 LOB: 1 K: 0 BB: 0 S: 4 P: 4	R: 0 H: 2 E: 0 LOB: 3 K: 0 BB: 1 S: 5 P: 9	R: 0 H: 1 E: 0 LOB: 2 K: 1 BB: 0 S: 6 P: 6	R: 0 H: 1 E: 0 LOB: 0 K: 0 BB: 0 S: 3 P: 3	R: 0 H: 1 E: 0 LOB: 2 K: 1 BB: 1 S: 6 P: 10	R: 1 H: 1 E: 0 LOB: 0 K: 0 BB: 0 S: 3 P: 3	1B: 10 SF: 0 2B: 0 SAC: 1 3B: 0 DP: 1 HR: 1 HBP: 0						WP: 0 PA: 41 PB: 0 SB: 1 CS: 1

PITCHER		IP	WLS	BF	H	R	ER	SO	BB	IBB	HBP	BLK	WP	HR	S	P	ERA	WHIP
Jon Matlack, L ERA: 2.31	(1, 1)	9.0		37	10	1	0	4	1	1	0	0	0	0	43	51	0.00	1.222
Danny Frisella, R ERA: 1.91	(10, 1)	0.2	L	3	1	1	1	0	0	0	0	0	0	1	3	3	13.50	1.500

PITCHER	IP	WLS	BF	H	R	ER	SO	BB	IBB	HBP	BLK	WP	HR	S	P	ERA	WHIP

BOTTOM

New York Mets @ Los Angeles Dodgers

Dodger Stadium, Los Angeles, CA

Tue Jul 18 1972, 7:05 PM PDT
Att. 24,324 - Unknown

livebaseballscorecards.com

AB	37
R	2
H	11
RBI	2
BB	2
SO	4
LOB	21

Batter	1	2	3	4	5	6	7	8	9	AB	R	H	RBI	BB	SO	LOB
Bud Harrelson, S (1, 6) OBP: 0.311, SLG: 0.262	B B B B 4-0 FC5-4 BB		x 0-0 ① 3-1		x 0-0 ② F6		x 0-0 1-2 1B		x 0-0 ③ L5	4	0	1	0	1	0	2
Willie Mays, R (1, 8) OBP: 0.404, SLG: 0.329	x 0-0 ① FC5-4 G4-6-3 1-2f		x 0-0 ② 6-3		x 0-0 ③ F8		x 0-0 ③ F7			4	0	0	0	0	0	3
John Milner, L (1, 3) OBP: 0.345, SLG: 0.441	x 0-0 ② ③ G4-6-3 1-2f		x 0-0 ③ G3			x 0-0 ① 4-3		x 0-0 ① F6		4	0	0	0	0	0	1
Jim Fregosi, R (1, 5) OBP: 0.310, SLG: 0.380		x 0-0 ① 6-3		x 0-0 ① 4-3		x 0-0 1B		x 0-0 ② F9		4	0	1	0	0	0	0
Cleon Jones, R (1, 7) OBP: 0.322, SLG: 0.340		S S S 0-3 ② K		x 0-0 1B		S S S 0-3 ② K		x 0-0 ③ 6-3		4	0	1	0	0	2	1
Dave Schneck, L (1, 9) OBP: 0.429, SLG: 0.750		H 1-0 BB 1B HBP		x 0-0 1-2 1B		x 0-0 ③ F8			x 0-0 FC4-6 1B	3	0	2	0	0	0	1
Ted Martinez, R (1, 4) OBP: 0.274, SLG: 0.309		x 0-0 BB 1-2 1B		x 0-0 ② F4			S S S 0-3 ① K		x 0-0 ① FC4-6 BB 1-2f	4	0	1	0	0	1	3
Jerry Grote, R (1, 2) OBP: 0.303, SLG: 0.300	B B B B 4-0 1-2 2-3 BB		x 0-0 ③ L9				x 0-0 FC6-4 1B		B B B B 4-0 1-2 BB	2	0	1	0	2	0	2
Tom Seaver, R (1, 1) OBP: 0.245, SLG: 0.333 Ray Sadecki, L (7, 1) OBP: 0.200, SLG: 0.200 Duffy Dyer, R (9, PH) OBP: 0.308, SLG: 0.423		x 0-0 ③ L7			x 0-0 ① F8		x 0-0 ② FC6-4 1B 1-2f		S S S 0-3 ② K	3 0 1	0 0 0	0 0 0	0 0 0	0 0 1	0 0 0	4 0 2
Inning Stats	R: 0 H: 0 E: 0 LOB: 0 K: 0 BB: 1 S: 2 P: 6	R: 0 H: 1 E: 0 LOB: 3 K: 1 BB: 1 S: 6 P: 11	R: 0 H: 0 E: 0 LOB: 0 K: 0 BB: 0 S: 3 P: 3	R: 0 H: 2 E: 0 LOB: 2 K: 0 BB: 0 S: 5 P: 5	R: 0 H: 0 E: 0 LOB: 0 K: 0 BB: 0 S: 3 P: 3	R: 0 H: 1 E: 0 LOB: 1 K: 1 BB: 0 S: 6 P: 6	R: 0 H: 2 E: 0 LOB: 2 K: 1 BB: 0 S: 7 P: 7	R: 0 H: 0 E: 0 LOB: 0 K: 0 BB: 0 S: 3 P: 3	R: 0 H: 1 E: 0 LOB: 2 K: 1 BB: 1 S: 6 P: 10	1B: 7 SF: 0 2B: 0 SAC: 0 3B: 0 DP: 1 HR: 0 HBP: 1						WP: 0 PA: 37 PB: 0 SB: 0 CS: 0	

PITCHER	IP	WLS	BF	H	R	ER	SO	BB	IBB	HBP	BLK	WP	HR	S	P	ERA	WHIP
Claude Osteen, L (1, 1) ERA: 2.3	9.0	W	37	7	0	0	4	3	0	1	0	0	0	41	54	0.00	1.111

PITCHER	IP	WLS	BF	H	R	ER	SO	BB	IBB	HBP	BLK	WP	HR	S	P	ERA	WHIP

TOP

New York Mets @ Los Angeles Dodgers

Dodger Stadium, Los Angeles, CA

Wed Jul 19 1972, 7:05 PM PDT

Att. 29,821 - Unknown

livebaseballscorecards.com

AB	33
R	0
H	7
RBI	0
BB	3
SO	4
LOB	19

Batter	1	2	3	4	5	6	7	8	9	AB	R	H	RBI	BB	SO	LOB
Lee Lacy, R (1, 4) OBP: 0.346, SLG: 0.342	S S S 0-3 ① K		x 0-0 ② 4-3		B B B 4-0 G1-6-3 BB		x 0-0 1B 1B 1B	x 0-0 ② FC4-6 1-2f 2-3		4	1	1	0	1	1	2
Manny Mota, R (1, 7) OBP: 0.376, SLG: 0.488	x 0-0 ② 6-3		x 0-0 ③ 4-3		x 0-0 ①② G1-6-3 1-2f		x 0-0 1B SF8 1B 1-2	S S S 0-3 ③ K		5	1	1	0	0	1	3
Willie Davis, L (1, 8) OBP: 0.306, SLG: 0.421	x 0-0 ③ F6			x 0-0 1B 1B 1B	x 0-0 ③ F8		x 0-0 1B 1B 1B 1-3 2-H			4	1	2	1	0	0	0
Frank Robinson, R (1, 9) OBP: 0.357, SLG: 0.433		x 0-0 ① 5-3		x 0-0 1-3 1B 1B 1-3		B B B 4-0 SH1 BB	x 0-0 ② SF8 3-H			2	1	1	1	1	0	0
Wes Parker, S (1, 3) OBP: 0.361, SLG: 0.349		B B B 4-0 BB BB		x 0-0 ① 1-3 1-2		x 0-0 ① SH1 1-2	x 0-0 1B 1-2			2	0	1	0	1	0	2
Bobby Valentine, R (1, 6) OBP: 0.322, SLG: 0.347		B B B 4-0 BB 1-2		x 0-0 S 2B 1B 2-H 3-H		x 0-0 ② F9	x 0-0 ③ 1-3			3	1	1	2	1	0	3
Duke Sims, L (1, 2) OBP: 0.288, SLG: 0.294	S S S 0-3 ② K			x 0-0 ② F6 1-2		H 1-0 HBP		S S S 0-3 ① K		3	0	0	0	0	2	3
Steve Garvey, R (1, 5) OBP: 0.324, SLG: 0.427		x 0-0 ③ F7		x 0-0 2B 2-H		x 0-0 ③ F9		x 0-0 FC4-6 BB 1B		4	0	2	1	0	0	4
Claude Osteen, L (1, 1) OBP: 0.292, SLG: 0.304			x 0-0 ① 4-3	x 0-0 ③ 6-3			x 0-0 ① 4-3	B B B 4-0 FC4-6 BB 1-2		3	0	0	0	1	0	1
Inning Stats	R: 0 H: 0 E: 0 LOB: 0 K: 1 BB: 0 S: 5 P: 5	R: 0 H: 0 E: 0 LOB: 2 K: 1 BB: 2 S: 5 P: 13	R: 0 H: 0 E: 0 LOB: 0 K: 0 BB: 0 S: 3 P: 3	R: 3 H: 4 E: 0 LOB: 1 K: 0 BB: 0 S: 7 P: 7	R: 0 H: 0 E: 0 LOB: 0 K: 0 BB: 1 S: 2 P: 6	R: 0 H: 0 E: 0 LOB: 2 K: 0 BB: 1 S: 3 P: 8	R: 2 H: 4 E: 0 LOB: 2 K: 0 BB: 0 S: 7 P: 7	R: 0 H: 1 E: 0 LOB: 2 K: 2 BB: 1 S: 8 P: 12		1B: 8 SF: 1 2B: 1 SAC: 1 3B: 0 DP: 1 HR: 0 HBP: 1						

PITCHER		IP	WLS	BF	H	R	ER	SO	BB	IBB	HBP	BLK	WP	HR	S	P	ERA	WHIP
Tom Seaver, R ERA: 3.02	(1, 1)	6.2	L	32	8	5	5	2	4	0	1	0	0	0	31	48	6.75	1.800
Ray Sadecki, L ERA: 3.91	(7, 1)	1.1		6	1	0	0	2	1	0	0	0	0	0	9	13	0.00	1.500

PITCHER	IP	WLS	BF	H	R	ER	SO	BB	IBB	HBP	BLK	WP	HR	S	P	ERA	WHIP

BOTTOM

New York Mets @ Los Angeles Dodgers

Dodger Stadium, Los Angeles, CA

Wed Jul 19 1972, 7:05 PM PDT

Att. 29,821 - Unknown

livebaseballscorecards.com

AB	30
R	5
H	9
RBI	5
BB	5
SO	4
LOB	18

WP: 0 PA: 38
PB: 0
SB: 1
CS: 0

Batter	1	2	3	4	5	6	7	8	9	AB	R	H	RBI	BB	SO	LOB
Bud Harrelson, S (1, 6) OBP: 0.310, SLG: 0.262	0-0 1B		0-0 ① F8		0-0 E5 2B		0-0 ② F2			4	1	1	0	0	0	1
Willie Mays, R (1, 8) OBP: 0.406, SLG: 0.335	0-0 ① F8 1-1		0-0 E6 S 1-3		0-0 1-H 2B		4-0 IBB			3	0	1	1	1	0	1
John Milner, L (1, 3) OBP: 0.338, SLG: 0.431	S S S 0-3 ② K		0-0 ② 1-3 1-2		0-0 ② F7		S S S 0-3 ③ K			4	0	0	0	0	2	5
Jim Fregosi, R (1, 5) OBP: 0.305, SLG: 0.373 Wayne Garrett, L (8, 5) OBP: 0.386, SLG: 0.307	0-0 ③ F8		S S S 0-3 ③ K 2-3		0-0 ③ F8			0-0 ① 2-3		4 0	0 0	0 0	0 0	0 0	1 0	3 0
Cleon Jones, R (1, 7) OBP: 0.321, SLG: 0.339		0-0 FC6-4 SF8 1B 1B		0-0 ① F8		0-0 ① 6-3		0-0 ② F7		4	1	1	0	0	0	0
Dave Schneck, L (1, 9) OBP: 0.400, SLG: 0.667		0-0 1-2 FC6-4 1B		S S S 0-3 K FC5-4		0-0 ② F6		S S S 0-3 ③ K		4	0	1	0	0	2	0
Ted Martinez, R (1, 4) OBP: 0.268, SLG: 0.302		0-0 ① FC6-4 1-2f 2-3		0-0 ② FC5-4 1-2f		0-0 ③ 5-3			0-0 ① F9	4	0	0	0	0	0	3
Jerry Grote, R (1, 2) OBP: 0.296, SLG: 0.294		0-0 ② SF8 3-H		S S S 0-3 ③ K			0-0 E5 SH1-4		0-0 ② 1-4-3	3	0	0	1	0	1	1
Gary Gentry, R (1, 1) OBP: 0.214, SLG: 0.158		S S S 0-3 ③ K			S S S 0-3 ① K		0-0 ① SH1-4 1-2		0-0 ③ L7	3	0	0	0	0	2	1
Inning Stats	R: 0 H: 1 E: 1 LOB: 1 K: 1 BB: 0 S: 6 P: 6	R: 1 H: 2 E: 0 LOB: 1 K: 1 BB: 0 S: 7 P: 7	R: 0 H: 0 E: 1 LOB: 1 K: 1 BB: 0 S: 6 P: 6	R: 0 H: 0 E: 0 LOB: 1 K: 2 BB: 0 S: 8 P: 8	R: 1 H: 1 E: 1 LOB: 1 K: 1 BB: 0 S: 7 P: 7	R: 0 H: 0 E: 0 LOB: 0 K: 0 BB: 0 S: 3 P: 3	R: 0 H: 0 E: 1 LOB: 2 K: 1 BB: 1 S: 6 P: 10	R: 0 H: 0 E: 0 LOB: 0 K: 1 BB: 0 S: 5 P: 5	R: 0 H: 0 E: 0 LOB: 0 K: 0 BB: 0 S: 3 P: 3	1B: 3 SF: 1 2B: 1 SAC: 1 3B: 0 DP: 0 HR: 0 HBP: 0						

PITCHER		IP	WLS	BF	H	R	ER	SO	BB	IBB	HBP	BLK	WP	HR	S	P	ERA	WHIP
Al Downing, L ERA: 2.89	(1, 1)	7.0	L	30	4	2	1	7	0	1	0	0	0	0	43	47	1.29	0.571
Jim Brewer, L ERA: 1.06	(8, 1)	2.0		6	0	0	0	1	0	0	0	0	0	0	8	8	0.00	0.000

PITCHER	IP	WLS	BF	H	R	ER	SO	BB	IBB	HBP	BLK	WP	HR	S	P	ERA	WHIP

TOP

New York Mets @ Los Angeles Dodgers

Dodger Stadium, Los Angeles, CA

Thu Jul 20 1972, 7:05 PM PDT

Att. 24,213 - Unknown

livebaseballscorecards.com

AB	33
R	2
H	4
RBI	2
BB	1
SO	8
LOB	15

WP: 0 PA: 36
PB: 1
SB: 1
CS: 0

New York Mets @ Los Angeles Dodgers

Dodger Stadium, Los Angeles, CA

Thu Jul 20 1972, 7:05 PM PDT

Att. 24,213 - Unknown

livebaseballscorecards.com

BOTTOM

Batter	1	2	3	4	5	6	7	8	9	AB	R	H	RBI	BB	SO	LOB
Lee Lacy, R (1, 4) OBP: 0.341, SLG: 0.338	0-0 5-3 WP 6-3 1B	0-3 K		0-3 K			0-0 L4			4	1	1	0	0	2	3
Manny Mota, R (1, 7) OBP: 0.373, SLG: 0.484	0-0 5-3 1-3	0-0 L4			0-0 8-3 1B		0-0 F9			4	0	1	0	0	0	2
Willie Davis, L (1, 8) OBP: 0.305, SLG: 0.419	0-0 6-3 3-H		0-0 G4-6-3 1B		0-0 F5			0-0 4-3		4	0	1	1	0	0	1
Frank Robinson, R (1, 9) OBP: 0.356, SLG: 0.430	0-0 BB S 1B		0-0 F6		0-0 8-3 1-2f			0-0 F2		4	0	1	0	0	0	2
Wes Parker, S (1, 3) OBP: 0.363, SLG: 0.349	4-0 BB 1-2 BB		0-0 G4-6-3 1-2f			0-0 2-3 1B		0-3 K		3	0	1	0	1	1	1
Bobby Valentine, R (1, 6) OBP: 0.325, SLG: 0.344	4-0 1-2 2-3 BB			0-0 F3		0-3 K			4-0 SH3-4 BB	2	0	0	0	2	1	1
Dick Dietz, R (1, 2) OBP: 0.304, SLG: 0.222 Maury Wills, S (9, PH) OBP: 0.182, SLG: 0.150	0-3 K			4-0 FC1-6 BB		0-0 2-3 1-2			0-0 SH3-4 1-2	2	0	0	0	1	1	4
										0	0	0	0	0	0	0
Steve Garvey, R (1, 5) OBP: 0.322, SLG: 0.428		0-0 2B		0-0 FC1-6 1B 1-2f		0-0 F9			0-0 F8	4	0	1	0	0	0	3
Al Downing, R (1, 1) OBP: 0.114, SLG: 0.116 Bill Buckner, L (7, PH) OBP: 0.338, SLG: 0.356 Jim Brewer, L (8, 1) Jim Lefebvre, S (9, PH) OBP: 0.265, SLG: 0.354		0-0 F3		0-0 1-2 1B			0-0 F8		0-3 K	2	0	1	0	0	0	1
										1	0	0	0	0	0	0
										0	0	0	0	0	0	0
										1	0	0	0	0	1	1

	AB	31
	R	1
	H	7
	RBI	1
	BB	4
	SO	6
	LOB	19

Inning Stats										
	R: 1	H: 2	R: 0	H: 1	R: 0	H: 1	R: 0	H: 1	R: 0	H: 1
	E: 0	LOB: 3	E: 0	LOB: 1	K: 0	LOB: 0	K: 1	LOB: 2	K: 0	LOB: 0
	K: 1	BB: 2	K: 1	BB: 0	S: 3	BB: 0	BB: 1	BB: 0	S: 3	BB: 0
	S: 7	P: 15	S: 6	P: 6		P: 3	P: 10	P: 6		P: 3

	R: 0	H: 1	R: 0	H: 0	R: 0	H: 0	R: 0	H: 0	1B: 6	SF: 0	WP: 1	PA: 36
	E: 0	LOB: 1	E: 0	LOB: 0	E: 0	LOB: 0	E: 0	LOB: 1	2B: 2	SAC: 1	PB: 0	
	K: 0	BB: 0	K: 1	BB: 0	K: 1	BB: 0	K: 1	BB: 1	3B: 0	DP: 2	SB: 1	
	S: 6	P: 6	S: 3	P: 3	S: 5	P: 5	S: 5	P: 9	HR: 0	HBP: 0	CS: 0	

PITCHER	IP	WLS	BF	H	R	ER	SO	BB	IBB	HBP	BLK	WP	HR	S	P	ERA	WHIP
Gary Gentry, R (1, 1) ERA: 3.52	9.0	W	36	7	1	1	6	4	0	0	0	1	0	44	60	1.00	1.222

PITCHER	IP	WLS	BF	H	R	ER	SO	BB	IBB	HBP	BLK	WP	HR	S	P	ERA	WHIP

Batter	1	2	3	4	5	6	7	8	9	AB	R	H	RBI	BB	SO	LOB
Bud Harrelson, S (1, 6) OBP: 0.311, SLG: 0.261	SSS 0-3 ① K		x 0-0 ① 1-3		x 0-0 ② 4-3 2-3 3-H		x 0-0 SH1-4 1B 1B		BBBB 4-0 S BB	4	0	1	1	1	1	1
Willie Mays, R (1, 8) OBP: 0.406, SLG: 0.355	x 0-0 ② 5-3		x 0-0 ② F8		x 0-0 HR 3-H		x 0-0 SH1-4 1-2 1B		x 0-0 ① F4	5	1	2	2	0	0	1
John Milner, L (1, 3) OBP: 0.332, SLG: 0.422	x 0-0 ③ F8		x 0-0 ③ F7		x 0-0 ③ F7		x 0-0 ① SH1-4 1-2 2-3		SSS 0-3 ② K 1-2	4	0	0	0	0	1	1
Dave Schneck, L (1, 9) OBP: 0.400, SLG: 0.593		x 0-0 ① 6-3		x 0-0 ① F7		x 0-0 E3 1B WP	4-0 IBB		4-0 IBB	3	0	0	0	2	0	0
Cleon Jones, R (1, 7) OBP: 0.318, SLG: 0.335		x 0-0 1B 1B		SSS 0-3 ② K		SSS 0-3 ① K	SSS 0-3 ② K		SSS 0-3 ③ K	5	0	1	0	0	4	6
Wayne Garrett, L (1, 5) OBP: 0.390, SLG: 0.308		x 0-0 F9 1-3 1B		SSS 0-3 ③ K		BBBB 4-0 1B 1-2 BB	x 0-0 ③ F2			3	0	1	0	1	1	3
Ted Martinez, R (1, 4) OBP: 0.268, SLG: 0.301		x 0-0 ② F9 1-2			x 0-0 2B 4-3 1B	x 0-0 ② P5		x 0-0 ① F8		4	1	1	0	0	0	4
Jerry Grote, R (1, 2) OBP: 0.306, SLG: 0.307		IIII 4-0 IBB			x 0-0 4-3 1-3 HR 2B	x 0-0 1-2 2-3 1B		x 0-0 ② 6-3		3	1	2	0	1	0	0
Jerry Koosman, R (1, 1) OBP: 0.111, SLG: 0.111 Tug McGraw, R (8, 1) OBP: 0.200, SLG: 0.111		x 0-0 ③ 1-3			x 0-0 ① F7	SSS 0-3 ③ K		x 0-0 ③ 5-3		4 0	0 0	0 0	0 0	0 0	1 0	8 0
Inning Stats	R: 0 E: 0 K: 1 S: 5 H: 0 LOB: 0 BB: 0 P: 5	R: 0 E: 0 K: 0 S: 5 H: 2 LOB: 3 BB: 1 P: 9	R: 0 E: 0 K: 0 S: 3 H: 0 LOB: 0 BB: 0 P: 3	R: 0 E: 0 K: 2 S: 7 H: 0 LOB: 0 BB: 0 P: 7	R: 3 E: 0 K: 0 S: 6 H: 3 LOB: 0 BB: 0 P: 6	R: 0 E: 1 K: 2 S: 9 H: 1 LOB: 3 BB: 1 P: 13	R: 0 E: 0 K: 1 S: 7 H: 2 LOB: 3 BB: 1 P: 11	R: 0 E: 0 K: 0 S: 3 H: 0 LOB: 0 BB: 0 P: 3	R: 0 E: 0 K: 2 S: 7 H: 0 LOB: 2 BB: 2 P: 15	1B: 6 2B: 1 3B: 0 HR: 1 SF: 0 SAC: 1 DP: 0 HBP: 0							

PITCHER	IP	WLS	BF	H	R	ER	SO	BB	IBB	HBP	BLK	WP	HR	S	P	ERA	WHIP
Jim Barr, R (1, 1) ERA: 3.16	5.0	L	21	5	3	3	3	0	1	0	0	0	1	26	30	5.40	1.000
Randy Moffitt, R (6, 1) ERA: 2.75	2.0		12	3	0	0	3	1	1	0	0	1	0	16	24	0.00	2.000
Don McMahon, R (8, 1) ERA: 2.91	2.0		8	0	0	0	2	1	1	0	0	0	0	10	18	0.00	0.500

PITCHER	IP	WLS	BF	H	R	ER	SO	BB	IBB	HBP	BLK	WP	HR	S	P	ERA	WHIP

TOP

New York Mets @ San Francisco Giants

Candlestick Park, San Francisco, CA

Fri Jul 21 1972, 10:05 PM EDT

Att. 18,117 - Unknown

livebaseballscorecards.com

AB	35
R	3
H	8
RBI	3
BB	5
SO	8
LOB	24

PA: 41

WP: 1 PB: 0 SB: 1 CS: 0

Batter	1	2	3	4	5	6	7	8	9	AB	R	H	RBI	BB	SO	LOB
Bobby Bonds, R (1, 9) OBP: 0.330, SLG: 0.473	6-3		K		E5 1-3		F9		K	5	0	0	0	0	2	3
Garry Maddox, R (1, 8) OBP: 0.306, SLG: 0.470	1B		K		K			F8 1B 1B		4	0	2	0	0	2	3
Chris Speier, R (1, 6) OBP: 0.349, SLG: 0.428	F8		F9			HR		1B 1-2 1B		4	1	2	1	0	0	2
Willie McCovey, L (1, 3) OBP: 0.313, SLG: 0.395	4-3			G3		3-1		F8 2-3		3	0	0	0	0	0	1
Ed Goodson, L (8, 3) OBP: 0.330, SLG: 0.407										1	0	0	0	0	0	2
Tito Fuentes, S (1, 4) OBP: 0.294, SLG: 0.375		K 4-3		1-3		F4		G6-3 1-2 1B		4	0	1	0	0	1	0
Ken Henderson, S (1, 7) OBP: 0.258, SLG: 0.306		K		F9		1B		G6-3 1-2f		4	0	1	0	0	1	4
Al Gallagher, R (1, 5) OBP: 0.340, SLG: 0.289		4-3 1-2			FC3-6 BB	4-3			K	3	0	0	0	1	1	2
Dave Rader, L (1, 2) OBP: 0.316, SLG: 0.360		6-3			FC3-6 E 1-2f		6-3		2B	4	0	1	0	0	0	2
Jim Barr, R (1, 1) OBP: 0.118, SLG: 0.118			1B		K		F8		K	1	0	1	0	0	0	0
Bernie Williams, R (5, PH) OBP: 0.250, SLG: 0.328										1	0	0	0	0	1	1
Randy Moffitt, R (6, 1) OBP: 0.000, SLG: 0.000										0	0	0	0	0	0	0
Chris Arnold, R (7, PH) OBP: 0.300, SLG: 0.333										1	0	0	0	0	0	0
Don McMahon, R (8, 1) OBP: 0.250, SLG: 0.250										0	0	0	0	0	0	0
Fran Healy, R (9, PH) OBP: 0.263, SLG: 0.250										1	0	0	0	0	1	1
Inning Stats	R: 0 E: 0 K: 0 S: 4 H: 1 LOB: 1 BB: 0 P: 4	R: 0 E: 0 K: 2 S: 8 H: 0 LOB: 1 BB: 0 P: 8	R: 0 E: 0 K: 2 S: 8 H: 1 LOB: 1 BB: 0 P: 8	R: 0 E: 0 K: 0 S: 3 H: 0 LOB: 0 BB: 0 P: 3	R: 0 E: 1 K: 2 S: 8 H: 0 LOB: 2 BB: 1 P: 12	R: 1 E: 0 K: 0 S: 5 H: 2 LOB: 1 BB: 0 P: 5	R: 0 E: 0 K: 0 S: 3 H: 0 LOB: 0 BB: 0 P: 3	R: 0 E: 0 K: 0 S: 5 H: 3 LOB: 2 BB: 0 P: 5	R: 0 E: 0 K: 3 S: 10 H: 1 LOB: 1 BB: 0 P: 10	1B: 6 2B: 1 3B: 0 HR: 1	SF: 0 SAC: 0 DP: 1 HBP: 0						

PITCHER	IP	WLS	BF	H	R	ER	SO	BB	IBB	HBP	BLK	WP	HR	S	P	ERA	WHIP
Jerry Koosman, L (1, 1) ERA: 3.3	7.1	W	32	7	1	1	6	1	0	0	0	1	1	43	47	1.23	1.091
Tug McGraw, L (8, 1) ERA: 2.01	1.2	S	5	1	0	0	3	0	0	0	0	0	0	11	11	0.00	0.600

PITCHER	IP	WLS	BF	H	R	ER	SO	BB	IBB	HBP	BLK	WP	HR	S	P	ERA	WHIP

BOTTOM

New York Mets @ San Francisco Giants

Candlestick Park, San Francisco, CA

Fri Jul 21 1972, 10:05 PM EDT

Att. 18,117 - Unknown

livebaseballscorecards.com

AB	36
R	1
H	8
RBI	1
BB	1
SO	9
LOB	21

1B: 6	SF: 0	WP: 1	PA: 37		
2B: 1	SAC: 0	PB: 0			
3B: 0	DP: 1	SB: 0			
HR: 1	HBP: 0	CS: 0			

Batter	1	2	3	4	5	6	7	8	9	AB	R	H	RBI	BB	SO	LOB
Bud Harrelson, S (1, 6) OBP: 0.307, SLG: 0.257	L6		4-3		F9			6-3	FC6-4 1-2f	5	0	0	0	0	0	3
Wayne Garrett, L (1, 5) OBP: 0.386, SLG: 0.299	6-3			4-3		F8		BB 1B		3	0	0	0	1	0	0
Dave Marshall, L (1, 9) OBP: 0.312, SLG: 0.362	BB			1B E 1B		F7		1-2 1B		3	1	2	0	1	0	0
Dave Schneck, L (1, 8) OBP: 0.382, SLG: 0.548	G3			1-2 E 1B		4-3		4-3		4	0	1	0	0	0	3
Cleon Jones, R (1, 7) OBP: 0.317, SLG: 0.333		6-3		1-2 2-H E9 1B			6-3		6-3	4	0	1	0	0	0	0
Ed Kranepool, L (1, 3) OBP: 0.285, SLG: 0.316		F9		P4			F9		L3	4	0	0	0	0	0	2
Ken Boswell, L (1, 4) OBP: 0.230, SLG: 0.247		6-3		P8			BB		BB 1B BB	2	0	0	0	2	0	2
Jerry Grote, R (1, 2) OBP: 0.305, SLG: 0.306			F7		F9		L6		BB 1-2 1B	4	0	1	0	0	0	1
Jon Matlack, L (1, 1) OBP: 0.255, SLG: 0.171 Willie Mays, R (9, PH) OBP: 0.408, SLG: 0.355 Danny Frisella, L (9, 1)			K		G3			K	FC6-4 1-2 2-3 BB	3 0 0	0 0 0	0 0 0	0 0 0	0 1 0	2 0 0	0 0 0
Inning Stats	R: 0 E: 0 K: 0 S: 3 H: 0 LOB: 1 BB: 1 P: 7	R: 0 E: 0 K: 0 S: 3 H: 0 LOB: 0 BB: 0 P: 3	R: 0 E: 0 K: 1 S: 5 H: 0 LOB: 0 BB: 0 P: 5	R: 1 E: 1 K: 0 S: 6 H: 3 LOB: 2 BB: 0 P: 6	R: 0 E: 0 K: 0 S: 3 H: 0 LOB: 0 BB: 0 P: 3	R: 0 E: 0 K: 0 S: 3 H: 0 LOB: 0 BB: 0 P: 3	R: 0 E: 0 K: 0 S: 3 H: 0 LOB: 1 BB: 1 P: 7	R: 0 E: 0 K: 1 S: 6 H: 1 LOB: 2 BB: 1 P: 10	R: 0 E: 0 K: 0 S: 4 H: 1 LOB: 3 BB: 2 P: 12	1B: 5 2B: 0 3B: 0 HR: 0 SF: 0 SAC: 0 DP: 0 HBP: 0						

PITCHER	IP	WLS	BF	H	R	ER	SO	BB	IBB	HBP	BLK	WP	HR	S	P	ERA	WHIP
Frank Reberger, R (1, 1) ERA: 3.0	9.0	W	37	5	1	0	2	5	0	0	0	0	0	36	56	0.00	1.111

PITCHER	IP	WLS	BF	H	R	ER	SO	BB	IBB	HBP	BLK	WP	HR	S	P	ERA	WHIP

TOP

New York Mets @ San Francisco Giants

Candlestick Park, San Francisco, CA

Sat Jul 22 1972, 6:33 AM EDT

Att. 18,703 - Unknown

livebaseballscorecards.com

AB	32
R	1
H	5
RBI	0
BB	5
SO	2
LOB	11

WP: 0 PA: 37
PB: 0
SB: 0
CS: 0

BOTTOM

Batter	1	2	3	4	5	6	7	8	9	AB	R	H	RBI	BB	SO	LOB
Bobby Bonds, R (1, 9) OBP: 0.329, SLG: 0.469	S S S 0-3 K ①			x 0-0 F8 ①	B B B B 4-0 1-2 2-3 BB			x 0-0 F8 ②		3	0	0	0	1	1	0
Garry Maddox, R (1, 8) OBP: 0.305, SLG: 0.465	x 0-0 4-3 ②			B B B B 4-0 FC6 BB	x 0-0 F3 ③			x 0-0 5-3 ③		3	0	0	0	1	0	3
Chris Speier, R (1, 6) OBP: 0.348, SLG: 0.424	x 0-0 L6 ③			S S S 0-3 K ②		x 0-0 6-3 ①			B B B B 4-0 1B WP BB	3	1	0	0	1	1	1
Ed Goodson, L (1, 3) OBP: 0.328, SLG: 0.402		x 0-0 F8 ①		x 0-0 FC6 1-2f ③		S S S 0-3 K ②			x 0-0 WP IBB 1-3 1B	4	0	1	0	0	1	1
Tito Fuentes, S (1, 4) OBP: 0.297, SLG: 0.381		x 0-0 P4 ②			x 0-0 1B 3B	x 0-0 6-3 ③			I I I I 4-0 WP 1-2 IBB	3	1	1	0	1	0	0
Dave Rader, L (1, 2) OBP: 0.316, SLG: 0.357		S S S 0-3 K ③			B B B B 4-0 BB 1B BB		S S S 0-3 K ①		0-0 WP 1-2 2-3 3-H	3	0	0	0	1	2	2
Ken Henderson, S (1, 7) OBP: 0.259, SLG: 0.306			S S S 0-3 K ①		x 0-0 BB 1-2 3-H 1B		x 0-0 F2 ②			3	0	1	1	0	1	0
Chris Arnold, R (1, 5) OBP: 0.288, SLG: 0.318			x 0-0 F9 ②		x 0-0 F2 ①		x 0-0 F9 ③			3	0	0	0	0	0	2
Frank Reberger, L (1, 1) OBP: 0.100, SLG: 0.100			S S S 0-3 K ③		S S S 0-3 K ②			S S S 0-3 K ①		3	0	0	0	0	3	2
Inning Stats	R: 0 H: 0 E: 0 LOB: 0 K: 1 BB: 0 S: 5 P: 5	R: 0 H: 0 E: 0 LOB: 0 K: 1 BB: 0 S: 5 P: 5	R: 0 H: 0 E: 0 LOB: 0 K: 2 BB: 0 S: 7 P: 7	R: 0 H: 0 E: 0 LOB: 1 K: 1 BB: 1 S: 5 P: 9	R: 1 H: 2 E: 0 LOB: 3 K: 1 BB: 2 S: 7 P: 15	R: 0 H: 0 E: 0 LOB: 0 K: 1 BB: 0 S: 5 P: 5	R: 0 H: 0 E: 0 LOB: 0 K: 1 BB: 0 S: 5 P: 5	R: 0 H: 0 E: 0 LOB: 0 K: 1 BB: 0 S: 5 P: 5	R: 1 H: 1 E: 0 LOB: 2 K: 0 BB: 2 S: 1 P: 9	1B: 2 SF: 0 2B: 0 SAC: 0 3B: 1 DP: 0 HR: 0 HBP: 0						

PITCHER		IP	WLS	BF	H	R	ER	SO	BB	IBB	HBP	BLK	WP	HR	S	P	ERA	WHIP
Jon Matlack, L ERA: 2.24	(1, 1)	8.0		29	2	1	1	9	3	0	0	0	0	0	44	56	1.12	0.625
Danny Frisella, R ERA: 2.15	(9, 1)	0.0	L	4	1	1	1	0	1	1	0	0	1	0	1	9	∞	∞

PITCHER	IP	WLS	BF	H	R	ER	SO	BB	IBB	HBP	BLK	WP	HR	S	P	ERA	WHIP

New York Mets @ San Francisco Giants

Candlestick Park, San Francisco, CA

Sat Jul 22 1972, 6:33 AM EDT

Att. 18,703 - Unknown

livebaseballscorecards.com

AB	28
R	2
H	3
RBI	1
BB	5
SO	9
LOB	11

WP: 1 PA: 33
PB: 0
SB: 0
CS: 0

New York Mets @ San Francisco Giants

Candlestick Park, San Francisco, CA

Sun Jul 23 1972, 6:33 AM EDT

Att. 26,257 - Unknown

livebaseballscorecards.com

Batter	1	2	3	4	5	6	7	8	9	AB	R	H	RBI	BB	SO	LOB
Bud Harrelson, S (1, 6) OBP: 0.309, SLG: 0.258	4-0 E S 1B BB	0-0 F9			0-0 SH1-3 1-2 2-3		0-0 FC5-4 1B		0-3 K	3	1	1	0	1	1	2
Willie Mays, R (1, 8) OBP: 0.405, SLG: 0.349	0-0 F7		0-3 K		4-0 FC6-4 IBB		0-0 FC5-4 1-2f			3	0	0	0	1	1	2
Jim Fregosi, R (1, 5) OBP: 0.301, SLG: 0.369	0-3 K 1-3		0-0 F7		0-0 SF7 3-H			0-0 5-3		3	0	0	1	0	1	1
Cleon Jones, R (1, 7) OBP: 0.320, SLG: 0.337	0-0 1B 3-H		0-3 K		0-0 FC6-4 1-2f			0-0 2B 1B		4	0	2	1	0	1	2
Bill Sudakis, S (1, 3) OBP: 0.185, SLG: 0.083	0-0 F8			0-0 4-3		0-0 5-3		0-0 F4		4	0	0	0	0	0	2
Dave Schneck, L (1, 9) OBP: 0.368, SLG: 0.543		0-0 E1 F8 SH		0-0 F8		0-3 K		0-0 1-3 2B		4	0	1	0	0	1	0
Ted Martinez, R (1, 4) OBP: 0.264, SLG: 0.296		0-0 SH 1-2		0-0 5-3		0-0 F9		0-0 6-3		3	0	0	0	0	0	2
Duffy Dyer, R (1, 2) OBP: 0.306, SLG: 0.414		0-0 F3			4-0 SH1-3 E SF7 BB		0-0 5-3		0-0 P3	3	1	0	0	1	0	2
Tom Seaver, R (1, 1) OBP: 0.232, SLG: 0.314		0-0 F8 2-3			0-0 E1 SH1-3 1-2		0-0 L4		0-0 5-3	3	0	0	0	0	0	3
Jerry Grote, R (9, PH) OBP: 0.303, SLG: 0.304										1	0	0	0	0	0	0

Inning Stats	1	2	3	4	5	6	7	8	9	
	R: 1 H: 1 E: 0 LOB: 1 K: 1 BB: 1 S: 6 P: 10	R: 0 H: 0 E: 2 LOB: 2 K: 0 BB: 0 S: 5 P: 5	R: 0 H: 0 E: 0 LOB: 0 K: 2 BB: 0 S: 7 P: 7	R: 0 H: 0 E: 0 LOB: 0 K: 0 BB: 0 S: 3 P: 3	R: 1 H: 0 E: 1 LOB: 2 K: 0 BB: 2 S: 4 P: 12	R: 0 H: 0 E: 0 LOB: 0 K: 1 BB: 0 S: 5 P: 5	R: 0 H: 1 E: 0 LOB: 1 K: 0 BB: 0 S: 4 P: 4	R: 0 H: 2 E: 0 LOB: 2 K: 0 BB: 0 S: 5 P: 5	R: 0 H: 0 E: 0 LOB: 0 K: 1 BB: 0 S: 5 P: 5	1B: 3 SF: 1 2B: 1 SAC: 2 3B: 0 DP: 0 HR: 0 HBP: 0	WP: 0 PA: 37 PB: 0 SB: 1 CS: 0

PITCHER	IP	WLS	BF	H	R	ER	SO	BB	IBB	HBP	BLK	WP	HR	S	P	ERA	WHIP
Ron Bryant, L (1, 1) ERA: 2.48	9.0	W	37	4	2	1	5	2	1	0	0	0	0	44	56	1.00	0.667

PITCHER	IP	WLS	BF	H	R	ER	SO	BB	IBB	HBP	BLK	WP	HR	S	P	ERA	WHIP

AB	31
R	2
H	4
RBI	2
BB	3
SO	5
LOB	16

Batter	1	2	3	4	5	6	7	8	9	AB	R	H	RBI	BB	SO	LOB
Bobby Bonds, R (1, 9) OBP: 0.331, SLG: 0.476	BBBB 4-0 K E BB		S S S 0-3 ③ K		x 0-0 1-H 2-H HR			x 0-0 ② F8		3	1	1	3	1	1	0
Garry Maddox, R (1, 8) OBP: 0.304, SLG: 0.462	S S S 0-3 ① ② K 1-3			x 0-0 ① F9	S S S 0-3 ③ K			x 0-0 S 1B 1B		4	1	1	0	0	2	1
Chris Speier, R (1, 6) OBP: 0.347, SLG: 0.422	x 0-0 ③ 6-3			x 0-0 ② F2		x 0-0 ① F6		x 0-0 1-H 1B		4	0	1	1	0	0	0
Ed Goodson, L (1, 3) OBP: 0.325, SLG: 0.397		x 0-0 1B		S S S 0-3 ③ K		S S S 0-3 ② K		x 0-0 ③ 5-3		4	0	1	0	0	2	1
Dave Rader, L (1, 2) OBP: 0.313, SLG: 0.353		x 0-0 ① F8			x 0-0 ① F2	x 0-0 ③ F8				3	0	0	0	0	0	1
Tito Fuentes, S (1, 4) OBP: 0.294, SLG: 0.378		x 0-0 ② F7			x 0-0 ② F9		x 0-0 ① G3			3	0	0	0	0	0	1
Ken Henderson, S (1, 7) OBP: 0.264, SLG: 0.321		x 0-0 ③ F6			x 0-0 HR		BBBB 4-0 CS BB			2	1	1	1	1	0	1
Chris Arnold, R (1, 5) OBP: 0.289, SLG: 0.319			S S S 0-3 ① K		x 0-0 1B HR 1B		x 0-0 ② ③ F9 1-2			3	1	1	0	0	1	1
Ron Bryant, S (1, 1) OBP: 0.184, SLG: 0.170			x 0-0 ② 4-3		x 0-0 1-2 HR 1B			x 0-0 ① 1-3		3	1	1	0	0	0	0
Inning Stats	R: 0 E: 1 K: 1 S: 4 H: 0 LOB: 0 BB: 1 P: 8	R: 0 E: 0 K: 0 S: 4 H: 1 LOB: 1 BB: 0 P: 4	R: 0 E: 0 K: 2 S: 7 H: 0 LOB: 0 BB: 0 P: 7	R: 0 E: 0 K: 1 S: 5 H: 0 LOB: 0 BB: 0 P: 5	R: 4 E: 0 K: 1 S: 9 H: 4 LOB: 0 BB: 0 P: 9	R: 0 E: 0 K: 1 S: 5 H: 0 LOB: 0 BB: 0 P: 5	R: 0 E: 0 K: 0 S: 2 H: 0 LOB: 0 BB: 1 P: 6	R: 1 E: 0 K: 0 S: 5 H: 2 LOB: 1 BB: 0 P: 5		1B: 5 2B: 0 3B: 0 HR: 2 SF: 0 SAC: 0 DP: 0 HBP: 0						

PITCHER	IP	WLS	BF	H	R	ER	SO	BB	IBB	HBP	BLK	WP	HR	S	P	ERA	WHIP
Tom Seaver, R (1, 1) ERA: 3.16	8.0	L	31	7	5	5	6	2	0	0	0	0	2	41	49	5.62	1.125

PITCHER	IP	WLS	BF	H	R	ER	SO	BB	IBB	HBP	BLK	WP	HR	S	P	ERA	WHIP

BOTTOM

New York Mets @ San Francisco Giants

Candlestick Park, San Francisco, CA

Sun Jul 23 1972, 6:33 AM EDT

Att. 26,257 - Unknown

livebaseballscorecards.com

AB	29
R	5
H	7
RBI	5
BB	2
SO	6
LOB	6

Batter	1	2	3	4	5	6	7	8	9	10	AB	R	H	RBI	BB	SO	LOB
Bud Harrelson, S (1, 6) OBP: 0.307, SLG: 0.256	S S S 0-3 K ①		S S S 0-3 K ②		x 0-0 6-3 ②		x 0-0 S E6 1B		x 0-0 1-3 ②	x 0-0 FC6-4 ③ 1-2f	2	0	0	0	0	2	1
Ted Martinez, R (5, PH) OBP: 0.264, SLG: 0.295 (5, 6)											4	0	1	0	0	0	2
Jim Fregosi, R (1, 5) OBP: 0.302, SLG: 0.367	x 0-0 F7 ②		B B B 4-0 BB		x 0-0 L6 ③		x 0-0 E6 ③ 1-H		x 0-0 1B 1B		4	0	1	0	1	0	1
Dave Marshall, L (1, 9) OBP: 0.329, SLG: 0.378	x 0-0 F8 ③		x 0-0 F8 ③			x 0-0 BB 1B		x 0-0 FC4-6 1B	x 0-0 FC4-6 1-3 1B		5	0	3	0	0	0	2
Dave Schneck, L (1, 8) OBP: 0.326, SLG: 0.475		S S S 0-3 K ①		x 0-0 P6 ①		S S S 0-3 K ①		x 0-0 FC4-6 ① 1B 1-2f	x 0-0 FC4-6 ③ 1-2f		5	0	0	0	0	2	4
Cleon Jones, R (1, 7) OBP: 0.322, SLG: 0.343		x 0-0 4-3 ②		x 0-0 L9 ②		x 0-0 F7 ②		x 0-0 S 1-3 1B		x 0-0 1B SF8 2B	5	1	2	0	0	0	1
Ed Kranepool, L (1, 3) OBP: 0.299, SLG: 0.327		x 0-0 1B		x 0-0 WP BB 1B		B B B 4-0 FC1-4-6 1-2 BB		S S S 0-3 K ② 1-2		x 0-0 E SF8 2-3 1B	4	0	3	0	1	1	2
Wayne Garrett, L (1, 4) OBP: 0.386, SLG: 0.294		x 0-0 4-1 ③		B B B 4-0 WP 1-2 BB		x 0-0 FC1-4-6 ③ 1-2f		I I I 4-0 IBB		x 0-0 SF8 ① 1-2 3-H	2	0	0	1	2	0	3
Jerry Grote, R (1, 2) OBP: 0.296, SLG: 0.295			x 0-0 4-3 ①	x 0-0 P4 ③ 1-2 2-3			x 0-0 4-3 ①	x 0-0 L9 ③		x 0-0 P4 ②	5	0	0	0	0	0	6
Jon Matlack, L (1, 1) OBP: 0.250, SLG: 0.174			x 0-0 E7 1B		x 0-0 F8 ①		S S S 0-3 K ②		S S S 0-3 K ①	x 0-0 E5 FC6-4 2-3	5	0	1	0	0	2	1
Inning Stats	R: 0 E: 0 K: 1 S: 5 H: 0 LOB: 0 BB: 0 P: 5	R: 0 E: 0 K: 1 S: 6 H: 1 LOB: 1 BB: 0 P: 6	R: 0 E: 1 K: 1 S: 6 H: 1 LOB: 2 BB: 1 P: 10	R: 0 E: 0 K: 0 S: 4 H: 1 LOB: 2 BB: 1 P: 8	R: 0 E: 0 K: 0 S: 3 H: 0 LOB: 0 BB: 0 P: 3	R: 0 E: 0 K: 1 S: 6 H: 1 LOB: 2 BB: 1 P: 10	R: 0 E: 1 K: 1 S: 6 H: 1 LOB: 2 BB: 0 P: 6	R: 0 E: 0 K: 1 S: 7 H: 2 LOB: 3 BB: 1 P: 11	R: 0 E: 0 K: 1 S: 7 H: 2 LOB: 2 BB: 0 P: 7	R: 1 E: 1 K: 0 S: 6 H: 2 LOB: 2 BB: 0 P: 6	1B: 10 2B: 1 3B: 0 HR: 0	SF: 1 SAC: 0 DP: 0 HBP: 0					

PITCHER	IP	WLS	BF	H	R	ER	SO	BB	IBB	HBP	BLK	WP	HR	S	P	ERA	WHIP
Nelson Briles, R (1, 1) ERA: 3.03	10.0	L	46	11	1	1	7	3	1	0	0	1	0	56	72	0.90	1.400

PITCHER	IP	WLS	BF	H	R	ER	SO	BB	IBB	HBP	BLK	WP	HR	S	P	ERA	WHIP

TOP

New York Mets @ Pittsburgh Pirates

Three Rivers Stadium, Pittsburgh, PA

Thu Jul 27 1972, 7:05 PM EDT

Unknown

livebaseballscorecards.com

AB	41
R	1
H	11
RBI	1
BB	4
SO	7
LOB	23

WP: 1	PA: 46		
PB: 0			
SB: 2			
CS: 0			

Batter	1	2	3	4	5	6	7	8	9	10	AB	R	H	RBI	BB	SO	LOB
Gene Clines, R (1, 9) OBP: 0.372, SLG: 0.428	L5-3		L9			FC6-4 S 1-2f		L6-3		1B 1-2	5	0	1	0	0	0	1
Rennie Stennett, R (1, 7) OBP: 0.311, SLG: 0.403	P4			5-3		5-3 1-2		1B		F2	5	0	1	0	0	0	3
Al Oliver, L (1, 8) OBP: 0.355, SLG: 0.450	5-3			6-3			E4 BB	4-3			4	0	0	0	0	0	1
Willie Stargell, L (1, 3) OBP: 0.377, SLG: 0.559 Vic Davalillo, L (9, PR) OBP: 0.382, SLG: 0.452 (10, 3)		2B		F7			K SSS		E4 G5-4-3		4 0	0 0	1 0	0 0	0 0	1 0	1 0
Manny Sanguillen, R (1, 2) OBP: 0.346, SLG: 0.446		1-3			2-4 1B		BB IBB		G5-4-3 1-2f		3	0	1	0	1	0	2
Bob Robertson, R (1, 5) OBP: 0.275, SLG: 0.299		F9			K SSS		BB 1-2 2-3 BBB		P4		3	0	0	0	1	1	3
Bill Mazeroski, R (1, 4) OBP: 0.341, SLG: 0.400		6-3			F7		L8			F7	4	0	0	0	0	0	5
Gene Alley, R (1, 6) OBP: 0.357, SLG: 0.364			K SSS		2-4 1-2	FC1-6 BB BBB	F9			E4 1B	3	0	0	0	1	1	3
Nelson Briles, R (1, 1) OBP: 0.132, SLG: 0.162 Dave Cash, R (10, PH) OBP: 0.304, SLG: 0.374		F9				FC1-6 FC6-4 1-2f		P6		P3	3 1	0 0	0 0	0 0	0 0	0 0	1 1

Inning Stats	1	2	3	4	5	6	7	8	9	10
	R: 0 H: 0 E: 0 LOB: 0 K: 0 BB: 0 S: 3 P: 3	R: 0 H: 1 E: 0 LOB: 1 K: 0 BB: 0 S: 4 P: 4	R: 0 H: 0 E: 0 LOB: 0 K: 1 BB: 0 S: 5 P: 5	R: 0 H: 0 E: 0 LOB: 0 K: 0 BB: 0 S: 3 P: 3	R: 0 H: 1 E: 0 LOB: 1 K: 1 BB: 0 S: 5 P: 5	R: 0 H: 0 E: 0 LOB: 1 K: 0 BB: 1 S: 3 P: 7	R: 0 H: 0 E: 1 LOB: 3 K: 1 BB: 2 S: 6 P: 14	R: 0 H: 1 E: 0 LOB: 1 K: 0 BB: 0 S: 4 P: 4	R: 0 H: 0 E: 1 LOB: 1 K: 0 BB: 0 S: 3 P: 3	R: 0 H: 1 E: 1 LOB: 2 K: 0 BB: 0 S: 5 P: 5

PITCHER	IP	WLS	BF	H	R	ER	SO	BB	IBB	HBP	BLK	WP	HR	S	P	ERA	WHIP
Jon Matlack, L (1, 1) ERA: 2.08	10.0	W	39	4	0	0	3	2	1	0	0	0	0	41	53	0.00	0.600

PITCHER	IP	WLS	BF	H	R	ER	SO	BB	IBB	HBP	BLK	WP	HR	S	P	ERA	WHIP

BOTTOM

New York Mets @ Pittsburgh Pirates

Three Rivers Stadium, Pittsburgh, PA

Thu Jul 27 1972, 7:05 PM EDT

Unknown

livebaseballscorecards.com

AB	35
R	0
H	4
RBI	0
BB	3
SO	3
LOB	21

1B: 3	SF: 0	WP: 0	PA: 38
2B: 1	SAC: 0	PB: 0	
3B: 0	DP: 1	SB: 1	
HR: 0	HBP: 0	CS: 0	

New York Mets @ Pittsburgh Pirates

Three Rivers Stadium, Pittsburgh, PA

Thu Jul 27 1972, 7:05 PM EDT

Att. 49,886 - Unknown

TOP

livebaseballscorecards.com

Batter	1	2	3	4	5	6	7	8	9	AB	R	H	RBI	BB	SO	LOB
Ted Martinez, R (1, 6) OBP: 0.267, SLG: 0.298	S S S 0-3 ① K		x 0-0 ③ 1-3			x 0-0 L8 HBP 1B	x 0-0 ② 4-3	x 0-0 1-2 2-H 3-H BB 1B		5	0	2	2	0	1	0
Jim Fregosi, R (1, 5) OBP: 0.308, SLG: 0.364	x 0-0 ② F8			x 0-0 ① P6		H 1-0 1-2 BB HBP	B B B B 4-0 BB	B B B B 4-0 1-2 2-3 BB		2	0	0	0	2	0	0
Dave Marshall, L (1, 9) OBP: 0.322, SLG: 0.359	x 0-0 ③ F5			x 0-0 ② F8		x 0-0 ② 2-3 L8	B B B B 4-0 1-2 BB	S S S 0-3 ③ K		4	0	0	0	1	1	5
Dave Schneck, L (1, 8) OBP: 0.333, SLG: 0.455		x 0-0 ① F5		x 0-0 FC6-4 1B		B B B B 4-0 1-2 BB	x 0-0 ③ F9		S S S 0-3 ① K	4	0	1	0	1	1	2
Cleon Jones, R (1, 7) OBP: 0.317, SLG: 0.338 Ray Sadecki, L (6, 1) OBP: 0.200, SLG: 0.200 Willie Mays, R (8, PH) OBP: 0.408, SLG: 0.353 Bob Rauch, R (8, 1) Ken Boswell, L (9, PH) OBP: 0.229, SLG: 0.246	S S S 0-3 ② K			x 0-0 ③ FC6-4 1-2f		S S S 0-3 ③ K		x S S S 0-0 1B 1B 1B	S S S 0-3 ② K	3 0 1 0 1	0 0 1 0 0	0 0 1 0 0	0 0 1 0 0	0 0 0 0 1	2 0 0 0 0	4 0 0 0 0
Ed Kranepool, L (1, 3) OBP: 0.302, SLG: 0.329	x 0-0 1B		x 0-0 ① 1-3			x S S S 0-0 E HR 1B	x 0-0 ① 1-3	S S S 0-3 ① K	x 0-0 ③ 4-3	5	1	2	0	0	1	1
Wayne Garrett, L (1, 4) OBP: 0.383, SLG: 0.292	x 0-0 ③ P4		x 0-0 ② 4-3			x 0-0 1-2 E3 HR	x 0-0 1-3 BB 1B 1B			4	2	1	0	0	0	2
Duffy Dyer, R (1, 2) OBP: 0.305, SLG: 0.431		S S S 0-3 ① K	x 0-0 ③ 5-3			x 0-0 1-H 2-H HR	S S S 0-3 ② K			4	1	1	3	0	2	2
Jerry Koosman, R (1, 1) OBP: 0.107, SLG: 0.107 Bill Sudakis, S (6, PH) OBP: 0.179, SLG: 0.080 John Milner, L (6, 7) OBP: 0.333, SLG: 0.419		x 0-0 ② L4				x 0-0 ① 4-3	x 0-0 ① B B B B F7	4-0 BB 1B 1-2 BB		1 1 1	0 0 0	0 0 0	0 0 1	0 0 0	0 0 0	0 0 0
Inning Stats	R: 0 E: 0 K: 1 S: 5 H: 0 LOB: 0 BB: 0 P: 5	R: 0 E: 0 K: 1 S: 6 H: 1 LOB: 1 BB: 0 P: 6	R: 0 E: 0 K: 1 S: 5 H: 0 LOB: 0 BB: 0 P: 5	R: 0 E: 0 K: 0 S: 4 H: 1 LOB: 1 BB: 0 P: 4	R: 0 E: 0 K: 0 S: 3 H: 0 LOB: 0 BB: 0 P: 3	R: 0 E: 0 K: 1 S: 6 H: 1 LOB: 3 BB: 1 P: 11	R: 3 E: 1 K: 0 S: 6 H: 2 LOB: 2 BB: 2 P: 14	R: 2 E: 0 K: 3 S: 12 H: 3 LOB: 3 BB: 2 P: 20	R: 0 E: 0 K: 2 S: 7 H: 0 LOB: 0 BB: 0 P: 7	1B: 7 2B: 0 3B: 0 HR: 1 SF: 0 SAC: 0 DP: 0 HBP: 1						

	AB	36
	R	5
	H	8
	RBI	5
	BB	5
	SO	9
	LOB	16

		WP	0	PA	42
		PB	0		
		SB	0		
		CS	0		

PITCHER		IP	WLS	BF	H	R	ER	SO	BB	IBB	HBP	BLK	WP	HR	S	P	ERA	WHIP
Bob Moose, R ERA: 3.5	(1, 1)	6.0	W	26	5	3	2	4	1	0	1	0	0	1	32	37	3.00	1.000
Ramon Hernandez, L ERA: 1.71	(7, 1)	1.2		11	3	2	2	2	3	0	0	0	0	0	12	24	10.80	3.600
Dave Giusti, R ERA: 1.8	(8, 1)	1.1	S	5	0	0	0	3	1	0	0	0	0	0	10	14	0.00	0.750

PITCHER		IP	WLS	BF	H	R	ER	SO	BB	IBB	HBP	BLK	WP	HR	S	P	ERA	WHIP

BOTTOM

New York Mets @ Pittsburgh Pirates

Three Rivers Stadium, Pittsburgh, PA

Thu Jul 27 1972, 7:05 PM EDT

Att. 49,886 - Unknown

livebaseballscorecards.com

Batter	1	2	3	4	5	6	7	8	9	AB	R	H	RBI	BB	SO	LOB
Gene Clines, R (1, 9) OBP: 0.368, SLG: 0.421 (6, 8)	L1-3	FC6-4 (2-H) 1B		L9		K		K		5	0	1	1	0	2	2
Dave Cash, R (1, 4) OBP: 0.299, SLG: 0.367	4-3	FC6-4 (1-2f)			5-3	K		F7		5	0	0	0	0	1	2
Al Oliver, L (1, 8) OBP: 0.358, SLG: 0.450	HR 1B		1-3		1B WP HBP		F2			2	1	1	0	0	0	0
Richie Hebner, L (5, PR) (6, 5) OBP: 0.398, SLG: 0.500										1	1	0	0	0	0	0
Willie Stargell, L (1, 3) OBP: 0.382, SLG: 0.570	1-H HR		K		WP 1-3 1B 1B		2B BB			3	2	2	2	1	1	0
Bob Robertson, R (7, PR) (8, 3) OBP: 0.275, SLG: 0.299										0	0	0	0	0	0	0
Manny Sanguillen, R (1, 2) OBP: 0.348, SLG: 0.448	F2		G3		1B WP IBB		1-3 2B			3	0	1	0	1	0	0
Rennie Stennett, R (1, 7) OBP: 0.313, SLG: 0.404		K		S 1B 1B	1-3 2-H 3-H 1B		5-3			2	1	1	0	0	1	0
Vic Davalillo, L (5, 7) (6, 9) OBP: 0.383, SLG: 0.453										2	0	1	1	0	0	3
Jose Pagan, R (1, 5) (6, 7) OBP: 0.303, SLG: 0.462		2B BB		P3 1-2	F3		F8			3	1	0	0	1	0	6
Jackie Hernandez, R (1, 6) OBP: 0.250, SLG: 0.297		1-H 1B 2B		2-H 1B	K			FC3-6 1B		4	1	3	2	0	1	2
Bob Moose, R (1, 1) OBP: 0.277, SLG: 0.256		K		K		6-3		FC3-6 (1-2f)		3	0	0	0	0	2	2
Ramon Hernandez, S (7, 1) OBP: 0.143, SLG: 0.286										0	0	0	0	0	0	0
Dave Giusti, R (8, 1)										1	0	0	0	0	0	1
Inning Stats	R: 2 E: 0 K: 0 S: 5 H: 2 LOB: 0 BB: 0 P: 5	R: 2 E: 0 K: 2 S: 9 H: 2 LOB: 1 BB: 1 P: 13	R: 0 E: 0 K: 1 S: 5 H: 0 LOB: 0 BB: 0 P: 5	R: 1 E: 0 K: 1 S: 7 H: 2 LOB: 1 BB: 0 P: 7	R: 2 E: 0 K: 1 S: 7 H: 2 LOB: 2 BB: 1 P: 12	R: 0 E: 0 K: 2 S: 7 H: 0 LOB: 0 BB: 0 P: 7	R: 0 E: 0 K: 0 S: 4 H: 1 LOB: 3 BB: 1 P: 8	R: 0 E: 0 K: 1 S: 6 H: 1 LOB: 1 BB: 0 P: 6		1B: 7 2B: 2 3B: 0 HR: 1 SF: 0 SAC: 0 DP: 0 HBP: 1							

	AB	34
	R	7
	H	10
	RBI	6
	BB	3
	SO	8
	LOB	18

WP: 1 PB: 0 SB: 1 CS: 0 PA: 38

PITCHER		IP	WLS	BF	H	R	ER	SO	BB	IBB	HBP	BLK	WP	HR	S	P	ERA	WHIP
Jerry Koosman, L ERA: 3.77	(1, 1)	5.0	L	26	8	7	7	5	1	1	1	0	1	1	33	42	12.60	1.800
Ray Sadecki, L ERA: 3.62	(6, 1)	2.0		8	1	0	0	2	1	0	0	0	0	0	11	15	0.00	1.000
Bob Rauch, R ERA: 6.75	(8, 1)	1.0		4	1	0	0	1	0	0	0	0	0	0	6	6	0.00	1.000

PITCHER	IP	WLS	BF	H	R	ER	SO	BB	IBB	HBP	BLK	WP	HR	S	P	ERA	WHIP

New York Mets @ Pittsburgh Pirates

Three Rivers Stadium, Pittsburgh, PA

Fri Jul 28 1972, 7:05 PM EDT

Att. 39,035 - Unknown

TOP

livebaseballscorecards.com

Batter	1	2	3	4	5	6	7	8	9	AB	R	H	RBI	BB	SO	LOB
Ted Martinez, R (1, 6) OBP: 0.271, SLG: 0.302	5-3 5-3 1B		P4			FC6-4 1B		5-3		4	0	2	0	0	0	0
Jim Fregosi, R (1, 5) OBP: 0.303, SLG: 0.359	5-3 1-2		K			FC6-4 G4-6-3 1-2f		K		4	0	0	0	0	2	2
Dave Marshall, L (1, 9) OBP: 0.308, SLG: 0.341	5-3 2-3		5-3			G4-6-3 1-2f			P4	4	0	0	0	0	0	2
Dave Schneck, L (1, 8) OBP: 0.327, SLG: 0.458	6-3			G3			G4-6-3 1B 2B		3-1	4	1	1	0	0	0	1
Cleon Jones, R (1, 7) OBP: 0.321, SLG: 0.341		K		E6 G4-6-3			G4-6-3 1B		1B	4	0	2	0	0	1	0
Ed Kranepool, L (1, 3) OBP: 0.301, SLG: 0.323		BB 1B		G4-6-3 1-2f			G4-6-3 1-2f 2-3		G3	3	0	0	0	1	0	4
Wayne Garrett, L (1, 4) OBP: 0.388, SLG: 0.302		1-2 1B			K		3-H 1B			3	0	2	1	0	1	0
Duffy Dyer, R (1, 2) OBP: 0.299, SLG: 0.421		L8			F9		L6			3	0	0	0	0	0	3
Tom Seaver, R (1, 1) OBP: 0.224, SLG: 0.302		K			K			K		2	0	0	0	0	2	2
John Milner, L (8, PH) OBP: 0.332, SLG: 0.417										1	0	0	0	0	1	0
Tug McGraw, R (8, 1) OBP: 0.200, SLG: 0.111										0	0	0	0	0	0	0
Inning Stats	R: 0 E: 0 K: 0 S: 4 H: 1 LOB: 1 BB: 0 P: 4	R: 0 E: 0 K: 2 S: 8 H: 1 LOB: 2 BB: 1 P: 12	R: 0 E: 0 K: 1 S: 5 H: 0 LOB: 0 BB: 0 P: 5	R: 0 E: 1 K: 0 S: 3 H: 0 LOB: 0 BB: 0 P: 3	R: 0 E: 0 K: 2 S: 7 H: 0 LOB: 0 BB: 0 P: 7	R: 0 E: 0 K: 0 S: 3 H: 1 LOB: 0 BB: 0 P: 3	R: 1 E: 0 K: 0 S: 5 H: 3 LOB: 1 BB: 0 P: 5	R: 0 E: 0 K: 2 S: 7 H: 0 LOB: 0 BB: 0 P: 7	R: 0 E: 0 K: 0 S: 4 H: 1 LOB: 1 BB: 0 P: 4	1B: 6 2B: 1 3B: 0 HR: 0	SF: 0 SAC: 0 DP: 3 HBP: 0						

	AB	32
	R	1
	H	7
	RBI	1
	BB	1
	SO	7
	LOB	14

WP: 0 PB: 0 SB: 0 CS: 0 PA: 33

PITCHER		IP	WLS	BF	H	R	ER	SO	BB	IBB	HBP	BLK	WP	HR	S	P	ERA	WHIP
Dock Ellis, R ERA: 2.91	(1, 1)	9.0	W	33	7	1	1	7	1	0	0	0	0	0	46	50	1.00	0.889

PITCHER	IP	WLS	BF	H	R	ER	SO	BB	IBB	HBP	BLK	WP	HR	S	P	ERA	WHIP

New York Mets @ Pittsburgh Pirates

Three Rivers Stadium, Pittsburgh, PA

Fri Jul 28 1972, 7:05 PM EDT

Att. 39,035 - Unknown

BOTTOM

Batter	1	2	3	4	5	6	7	8	9	AB	R	H	RBI	BB	SO	LOB
Gene Clines, R (1, 8) (9, 9) OBP: 0.370, SLG: 0.420	L6-3		CS 1B	K			BB			3	0	1	0	1	1	3
Dave Cash, R (1, 4) OBP: 0.298, SLG: 0.363	HBP 1B BB		4-3 1-2		P9		K			3	1	0	0	1	1	2
Vic Davalillo, L (1, 9) (9, 7) OBP: 0.381, SLG: 0.449	F8		1-3		4-3			WP 1B		4	1	1	0	0	0	1
Willie Stargell, L (1, 3) OBP: 0.386, SLG: 0.581	1-2 1B HBP			HR	K			1-H		3	1	2	2	0	1	0
Al Oliver, L (9, 8) OBP: 0.358, SLG: 0.450										0	0	0	0	0	0	0
Manny Sanguillen, R (1, 2) OBP: 0.347, SLG: 0.445	1-2 2-H 1B			K		F9		6-3		4	0	1	1	0	1	0
Richie Hebner, L (1, 5) OBP: 0.400, SLG: 0.495	P6			1B BB		3-1		BB		2	0	0	0	2	0	2
Bob Robertson, R (1, 7) (9, 3) OBP: 0.275, SLG: 0.295		K		1-2 1B BB		K		G3		3	0	0	0	1	2	1
Jackie Hernandez, R (1, 6) OBP: 0.244, SLG: 0.289		F9		K			6-3			3	0	0	0	0	1	2
Dock Ellis, S (1, 1) OBP: 0.108, SLG: 0.108		K		1-2 2-3 1B			6-3			3	0	1	0	0	1	0
Inning Stats	R: 1 E: 0 K: 0 S: 4 H: 1 LOB: 2 BB: 1 P: 9	R: 0 E: 0 K: 2 S: 7 H: 0 LOB: 0 BB: 0 P: 7	R: 0 E: 0 K: 0 S: 3 H: 1 LOB: 0 BB: 0 P: 3	R: 1 E: 0 K: 3 S: 11 H: 2 LOB: 3 BB: 2 P: 19	R: 0 E: 0 K: 1 S: 5 H: 0 LOB: 0 BB: 0 P: 5	R: 0 E: 0 K: 1 S: 5 H: 0 LOB: 0 BB: 0 P: 5	R: 0 E: 0 K: 1 S: 5 H: 0 LOB: 1 BB: 1 P: 9	R: 1 E: 0 K: 0 S: 4 H: 2 LOB: 1 BB: 1 P: 8		1B: 5 2B: 0 3B: 0 HR: 1	SF: 0 SAC: 0 DP: 0 HBP: 1						

livebaseballscorecards.com

AB	28
R	3
H	6
RBI	3
BB	5
SO	8
LOB	11

WP: 1 PB: 0 SB: 0 CS: 1 PA: 34

PITCHER		IP	WLS	BF	H	R	ER	SO	BB	IBB	HBP	BLK	WP	HR	S	P	ERA	WHIP
Tom Seaver, R ERA: 3.13	(1, 1)	7.0	L	29	4	2	2	8	4	0	1	0	0	1	40	57	2.57	1.143
Tug McGraw, L ERA: 2.12	(8, 1)	1.0		5	2	1	1	0	1	0	0	0	1	0	4	8	9.00	3.000

PITCHER	IP	WLS	BF	H	R	ER	SO	BB	IBB	HBP	BLK	WP	HR	S	P	ERA	WHIP

Montreal Expos @ New York Mets

Shea Stadium, Flushing, NY

Sat Jul 29 1972, 7:05 PM EDT

Att. 40,333 - Unknown

TOP

livebaseballscorecards.com

Batter	1	2	3	4	5	6	7	8	9	AB	R	H	RBI	BB	SO	LOB
Ron Hunt, R (1, 4) OBP: 0.372, SLG: 0.321	BBBB 4-0 BB HR BB	H 1-0 FC6-4 HBP		x 0-0 FC5-4 SH2-3 1B		BBBB 4-0 E BB		x 0-0 1B 2B		2	2	2	0	2	0	0
Bob Bailey, R (1, 5) OBP: 0.323, SLG: 0.377	BBBBB 4-0 1-2 HR BB	x 0-0 ③ FC6-4 1-2f		x 0-0 ① SH2-3 1-2		x 0-0 E5 1-3		x 0-0 ① 5-3		3	1	0	0	1	0	4
Jim Fairey, L (1, 7) OBP: 0.325, SLG: 0.363 Ron Woods, R (4, PH) OBP: 0.275, SLG: 0.318 (4, 7) Tim McCarver, L (6, PH) OBP: 0.328, SLG: 0.339 Clyde Mashore, R (6, 7) OBP: 0.295, SLG: 0.387	SSS 0-3 ① K		x 0-0 ① F9	4-0 FC5-4 IBB		x 0-0 ② P6		x 0-0 S 2-H 1B		2 0 1 1	0 0 0 0	0 0 0 1	0 0 0 1	0 1 0 0	1 0 0 0	2 0 2 0
Ron Fairly, L (1, 3) OBP: 0.320, SLG: 0.380	x 0-0 1-H 2-H HR		x 0-0 ② 1-3	x 0-0 ② FC5-4 1-2f 2-3		x 0-0 ③ P3		SSS 0-3 ② K 1-2		5	1	1	3	0	1	5
Ken Singleton, S (1, 9) OBP: 0.343, SLG: 0.384	x 0-0 CS 1B		x 0-0 BB 1B 1B	x 0-0 ③ F8			SSS 0-3 ① K	x 0-0 ③ 3-1		5	1	2	0	0	1	3
Boots Day, L (1, 8) OBP: 0.315, SLG: 0.294	SSS 0-3 ②③ K 1-2		BBBB 4-0 1B 1-2 BB		x 0-0 ① P6		x 0-0 6-3 1B		x 0-0 ① F8	4	0	1	0	1	1	1
Tim Foli, R (1, 6) OBP: 0.279, SLG: 0.283		x 0-0 SH1-3 1B	x 0-0 BB 1-3 2-H 1B		x 0-0 ② 4-3		x 0-0 ② 6-3 1-2		x 0-0 ② 6-3	5	0	2	1	0	0	1
Terry Humphrey, R (1, 2) OBP: 0.270, SLG: 0.266		x 0-0 ① SH1-3 1-2	BBBB 4-0 FC6-4 1-2 BB		x 0-0 ③ F8		IIII 4-0 IBB		x 0-0 HR	2	1	1	1	2	0	0
Mike Torrez, R (1, 1) OBP: 0.179, SLG: 0.164 Mike Marshall, R (6, 1)		SSS 0-3 ② K	x 0-0 ③ FC6-4 1-2f			SSS 0-3 ① K	x 0-0 ③ L5		x 0-0 ③ 6-3	3 2	0 0	0 0	0 0	0 0	2 0	4 2
Inning Stats	R: 3 E: 0 K: 2 S: 8 H: 2 LOB: 1 BB: 2 P: 16	R: 0 E: 0 K: 1 S: 6 H: 1 LOB: 2 BB: 0 P: 7	R: 1 E: 0 K: 0 S: 5 H: 2 LOB: 3 BB: 2 P: 13	R: 0 E: 0 K: 0 S: 4 H: 1 LOB: 2 BB: 1 P: 8	R: 0 E: 0 K: 0 S: 3 H: 0 LOB: 0 BB: 0 P: 3	R: 0 E: 1 K: 1 S: 6 H: 0 LOB: 2 BB: 1 P: 10	R: 0 E: 0 K: 1 S: 6 H: 1 LOB: 2 BB: 1 P: 10	R: 1 E: 0 K: 1 S: 7 H: 2 LOB: 1 BB: 0 P: 7	R: 1 E: 0 K: 0 S: 4 H: 1 LOB: 0 BB: 0 P: 4	1B: 7 2B: 2 3B: 0 HR: 2 SF: 0 SAC: 2 DP: 1 HBP: 1						

	AB	35
	R	6
	H	10
	RBI	6
	BB	7
	SO	6
	LOB	24

WP: 0 PB: 0 SB: 1 CS: 1 PA: 45

PITCHER		IP	WLS	BF	H	R	ER	SO	BB	IBB	HBP	BLK	WP	HR	S	P	ERA	WHIP
Gary Gentry, R ERA: 3.73	(1, 1)	2.2	L	16	5	4	4	3	3	0	1	0	0	1	18	31	13.50	3.000
Ray Sadecki, L ERA: 3.34	(3, 1)	2.1		10	1	0	0	0	1	1	0	0	0	0	8	16	0.00	0.857
Bob Rauch, R ERA: 4.91	(6, 1)	1.0		5	0	0	0	1	1	0	0	0	0	0	6	10	0.00	1.000
Danny Frisella, R ERA: 2.43	(7, 1)	3.0		14	4	2	2	2	0	1	0	0	0	1	17	21	6.00	1.333

PITCHER	IP	WLS	BF	H	R	ER	SO	BB	IBB	HBP	BLK	WP	HR	S	P	ERA	WHIP

Montreal Expos @ New York Mets

Shea Stadium, Flushing, NY

Sat Jul 29 1972, 7:05 PM EDT

Att. 40,333 - Unknown

BOTTOM

Batter	1	2	3	4	5	6	7	8	9	AB	R	H	RBI	BB	SO	LOB
Ted Martinez, R (1, 6) OBP: 0.265, SLG: 0.295	6-3		E3		P4		L1		F9	5	0	0	0	0	0	3
Wayne Garrett, L (1, 4) OBP: 0.389, SLG: 0.300	3-1		G3		1B 1-3 2-H		K		BB 1-2	4	0	1	1	1	1	1
Willie Mays, R (1, 8) OBP: 0.412, SLG: 0.371	1B			4-3 3B	1-2 3-H 1B		F7		F9	5	1	3	1	0	0	2
Dave Schneck, L (1, 9) OBP: 0.304, SLG: 0.423	1-3			5-3	F7			K		4	0	0	0	0	1	4
Cleon Jones, R (1, 7) OBP: 0.319, SLG: 0.336		K		4-3 3-H		BB SH5-4 1B		1-3		3	0	0	1	1	1	0
Ed Kranepool, L (1, 3) OBP: 0.305, SLG: 0.327		L6		4-3		SH5-4 1-2 1B		1B		4	0	2	0	0	0	0
Jim Fregosi, R (1, 5) OBP: 0.304, SLG: 0.358		5-3			BB 1B 1B	SH5-4 1-2 2-3		5-3		3	1	1	0	0	0	1
Jerry Grote, R (1, 2) OBP: 0.296, SLG: 0.292			K		1B 1-2 1B BB	K			F8	2	1	0	0	1	2	2
Ken Boswell, L (9, PH) OBP: 0.228, SLG: 0.245										1	0	0	0	0	0	0
Gary Gentry, R (1, 1) OBP: 0.214, SLG: 0.158			1-3		F7	5-3			BB 1B	0	0	0	0	0	0	0
Ray Sadecki, L (3, 1) OBP: 0.167, SLG: 0.167										1	0	0	0	0	0	0
Dave Marshall, L (5, PH) OBP: 0.304, SLG: 0.337										1	0	0	0	0	0	2
Bob Rauch, R (6, 1)										0	0	0	0	0	0	0
Tommie Agee, R (6, PH) OBP: 0.327, SLG: 0.379										1	0	0	0	0	0	2
Danny Frisella, L (7, 1)										0	0	0	0	0	0	0
John Milner, L (9, PH) OBP: 0.335, SLG: 0.420										1	0	1	0	0	0	0
Inning Stats	R: 0 E: 0 K: 0 S: 4 H: 1 LOB: 1 BB: 0 P: 4	R: 0 E: 0 K: 1 S: 5 H: 0 LOB: 0 BB: 0 P: 5	R: 0 E: 1 K: 1 S: 6 H: 0 LOB: 1 BB: 0 P: 6	R: 1 E: 0 K: 0 S: 4 H: 1 LOB: 0 BB: 0 P: 4	R: 2 E: 0 K: 0 S: 6 H: 3 LOB: 2 BB: 1 P: 10	R: 0 E: 0 K: 1 S: 6 H: 1 LOB: 2 BB: 1 P: 10	R: 0 E: 0 K: 1 S: 5 H: 0 LOB: 0 BB: 0 P: 5	R: 0 E: 0 K: 1 S: 6 H: 1 LOB: 1 BB: 0 P: 6	R: 0 E: 0 K: 0 S: 4 H: 1 LOB: 2 BB: 1 P: 8	1B: 7 2B: 0 3B: 1 HR: 0 SF: 0 SAC: 1 DP: 0 HBP: 0						

livebaseballscorecards.com

AB	35
R	3
H	8
RBI	3
BB	3
SO	5
LOB	17

PITCHER		IP	WLS	BF	H	R	ER	SO	BB	IBB	HBP	BLK	WP	HR	S	P	ERA	WHIP
Mike Torrez, R ERA: 2.81	(1, 1)	5.0	W	24	6	3	3	2	2	0	0	0	0	0	26	34	5.40	1.600
Mike Marshall, R ERA: 1.58	(6, 1)	4.0	S	15	2	0	0	3	1	0	0	0	0	0	20	24	0.00	0.750

PITCHER	IP	WLS	BF	H	R	ER	SO	BB	IBB	HBP	BLK	WP	HR	S	P	ERA	WHIP

Batter	1	2	3	4	5	6	7	8	9	AB	R	H	RBI	BB	SO	LOB
Ron Hunt, R (1, 4) OBP: 0.371, SLG: 0.320	F9		F9		1B		F6			4	0	1	0	0	0	2
Tim Foli, R (1, 6) OBP: 0.279, SLG: 0.280	K			F9	P6			BB CS		3	0	0	0	1	1	1
Jim Fairey, L (1, 7) OBP: 0.329, SLG: 0.366	G3			2B S 1B		F3		F2 1-2		2	0	1	0	0	0	0
Clyde Mashore, R (4, PR) (4, 7) OBP: 0.291, SLG: 0.380										2	1	0	0	0	0	1
Ron Fairly, L (1, 3) OBP: 0.323, SLG: 0.390		2B		1-3 2B		G3		4-3		4	0	2	0	0	0	0
Ken Singleton, S (1, 9) OBP: 0.342, SLG: 0.382		F7		K 3-H		4-1			FC6-4 1B	4	0	1	0	0	1	3
Boots Day, L (1, 8) OBP: 0.317, SLG: 0.293		K		BB			F7		FC6-4 BB 1-2f	1	0	0	0	1	1	1
Ron Woods, R (7, PH) (7, 8) OBP: 0.271, SLG: 0.313										2	0	0	0	0	0	1
Bob Bailey, R (1, 5) OBP: 0.322, SLG: 0.373		L7		K			6-3		BB 1-2	3	0	0	0	1	1	3
Terry Humphrey, R (1, 2) OBP: 0.270, SLG: 0.265			L3		P4		BB 1B		K	4	0	1	0	0	1	2
Carl Morton, R (1, 1) OBP: 0.243, SLG: 0.294			K		3-1		1-2 BB		K	2	0	0	0	1	1	0
Tom Walker, R (8, 1)										0	0	0	0	0	0	0
Coco Laboy, R (9, PH)										1	0	0	0	0	1	2
Inning Stats	R: 0 E: 0 K: 1 S: 5 H: 0 LOB: 0 BB: 0 P: 5	R: 0 E: 0 K: 1 S: 6 H: 1 LOB: 1 BB: 0 P: 6	R: 0 E: 0 K: 1 S: 5 H: 0 LOB: 0 BB: 0 P: 5	R: 1 E: 0 K: 2 S: 9 H: 2 LOB: 2 BB: 1 P: 13	R: 0 E: 0 K: 0 S: 4 H: 1 LOB: 1 BB: 0 P: 4	R: 0 E: 0 K: 0 S: 3 H: 0 LOB: 0 BB: 0 P: 3	R: 0 E: 0 K: 0 S: 4 H: 1 LOB: 2 BB: 1 P: 8	R: 0 E: 0 K: 0 S: 2 H: 0 LOB: 0 BB: 1 P: 6	R: 0 E: 0 K: 2 S: 8 H: 1 LOB: 2 BB: 1 P: 12	1B: 4 2B: 2 3B: 0 HR: 0 SF: 0 SAC: 0 DP: 0 HBP: 0						

TOP

Montreal Expos @ New York Mets

Shea Stadium, Flushing, NY

Sun Jul 30 1972, 3:33 AM EDT

Att. 30,057 - Unknown

livebaseballscorecards.com

AB	32
R	1
H	6
RBI	0
BB	4
SO	7
LOB	16

WP: 0 PB: 0 SB: 1 CS: 1 PA: 36

PITCHER		IP	WLS	BF	H	R	ER	SO	BB	IBB	HBP	BLK	WP	HR	S	P	ERA	WHIP
Jim McAndrew, R ERA: 2.88	(1, 1)	6.0		23	4	1	1	5	1	0	0	0	0	0	32	36	1.50	0.833
Tug McGraw, L ERA: 2.02	(7, 1)	3.0	W	13	2	0	0	2	3	0	0	0	0	0	14	26	0.00	1.667

PITCHER	IP	WLS	BF	H	R	ER	SO	BB	IBB	HBP	BLK	WP	HR	S	P	ERA	WHIP

Batter	1	2	3	4	5	6	7	8	9	AB	R	H	RBI	BB	SO	LOB
Tommie Agee, R (1, 8) OBP: 0.329, SLG: 0.395	6-3			CS 1B		L5		HR		4	1	2	1	0	0	0
Wayne Garrett, L (1, 5) OBP: 0.391, SLG: 0.295	F8			1B 1B SF8 1-2 BB		E4		FC6-4 BB		2	1	0	0	2	0	0
Dave Schneck, L (1, 9) OBP: 0.300, SLG: 0.411	L6			SF8 1B 1-2 1B		F2		FC6-4 5-3 1-2f 1B		4	0	1	0	0	0	2
Ed Kranepool, L (1, 3) OBP: 0.304, SLG: 0.326		F7		1-2 2-3 1B		F7		5-3 1-2		4	0	1	0	0	0	2
Cleon Jones, R (1, 7) OBP: 0.322, SLG: 0.347		G3		SF8 2-3 3-H			1B 3B	1B IBB		2	1	1	1	1	0	0
Duffy Dyer, R (1, 2) OBP: 0.304, SLG: 0.424		F7		F8			5-3 3-H 1B	1-2 2-H 1B		4	0	2	1	0	0	2
Ken Boswell, L (1, 4) OBP: 0.224, SLG: 0.241 Bud Harrelson, S (8, 6) OBP: 0.307, SLG: 0.256			F7		F8		F8			3 0	0 0	0 0	0 0	0 0	0 0	1 0
Ted Martinez, R (1, 6) OBP: 0.261, SLG: 0.290 (8, 4)			F8		P3		5-3 1-2			3	0	0	0	0	0	1
Jim McAndrew, R (1, 1) OBP: 0.080, SLG: 0.042 Tug McGraw, R (7, 1) OBP: 0.182, SLG: 0.100			1-3		K		1-3			2 1	0 0	0 0	0 0	1 0	0 0	0 1
Inning Stats	R: 0 H: 0 E: 0 LOB: 0 K: 0 BB: 0 S: 3 P: 3	R: 0 H: 0 E: 0 LOB: 0 K: 0 BB: 0 S: 3 P: 3	R: 0 H: 0 E: 0 LOB: 0 K: 0 BB: 0 S: 3 P: 3	R: 1 H: 3 E: 0 LOB: 2 K: 0 BB: 1 S: 5 P: 9	R: 0 H: 0 E: 0 LOB: 0 K: 1 BB: 0 S: 5 P: 5	R: 0 H: 0 E: 1 LOB: 1 K: 0 BB: 0 S: 4 P: 4	R: 1 H: 2 E: 0 LOB: 1 K: 0 BB: 0 S: 5 P: 5	R: 1 H: 2 E: 0 LOB: 2 K: 0 BB: 2 S: 4 P: 12		1B: 5 SF: 1 2B: 0 SAC: 0 3B: 1 DP: 0 HR: 1 HBP: 0						WP: 0 PA: 33 PB: 0 SB: 0 CS: 1

BOTTOM

Montreal Expos @ New York Mets

Shea Stadium, Flushing, NY

Sun Jul 30 1972, 3:33 AM EDT

Att. 30,057 - Unknown

livebaseballscorecards.com

AB	29
R	3
H	7
RBI	3
BB	3
SO	1
LOB	9

PITCHER		IP	WLS	BF	H	R	ER	SO	BB	IBB	HBP	BLK	WP	HR	S	P	ERA	WHIP
Carl Morton, R ERA: 4.25	(1, 1)	7.0	L	28	6	3	3	1	1	0	0	0	0	1	29	33	3.86	1.000
Tom Walker, R ERA: 2.42	(8, 1)	1.0		5	1	0	0	0	1	1	0	0	0	0	3	11	0.00	2.000

PITCHER	IP	WLS	BF	H	R	ER	SO	BB	IBB	HBP	BLK	WP	HR	S	P	ERA	WHIP

Batter	1	2	3	4	5	6	7	8	9	AB	R	H	RBI	BB	SO	LOB
Ron Hunt, R (1, 4) OBP: 0.367, SLG: 0.316	F7		5-3			4-3		K		4	0	0	0	0	1	0
Tim Foli, R (1, 6) OBP: 0.282, SLG: 0.283	F7			CS SH3 1B			FC6-4 1B	6-3		4	0	2	0	0	0	0
Clyde Mashore, R (1, 9) OBP: 0.285, SLG: 0.371	K			SH3 1-2			FC6-4 BB BB SF9 1-2f	4-3		3	1	0	0	0	1	1
Bob Bailey, R (1, 5) OBP: 0.324, SLG: 0.373		K		K 2-3			PB BB E 1-2 BB		1B	3	1	1	0	1	2	1
Hal Breeden, R (1, 3) OBP: 0.200, SLG: 0.111		K			F8		E PB 1-2 2-3 BB		1B 1-2	2	0	0	0	1	1	0
Carl Morton, R (7, PR) OBP: 0.243, SLG: 0.294										0	0	0	0	0	0	0
Ron Fairly, L (7, 3) OBP: 0.325, SLG: 0.392										1	0	1	0	0	0	0
Bill Stoneman, R (9, PR) OBP: 0.122, SLG: 0.085										0	0	0	0	0	0	0
Ken Singleton, S (1, 7) OBP: 0.341, SLG: 0.379		FC6-4 BB			F8		SF9 3-H		K	2	0	0	1	1	1	2
Ron Woods, R (1, 8) OBP: 0.272, SLG: 0.308		FC6-4 1-2f			5-3		E IBB 1-2 2-3		K	2	0	0	0	1	0	1
Tim McCarver, L (9, PH) OBP: 0.327, SLG: 0.338										1	0	0	0	0	1	2
Terry Humphrey, R (1, 2) OBP: 0.264, SLG: 0.259			K			F8	E5 1-2 2-3 3-H		F9	4	0	0	0	0	1	4
Balor Moore, L (1, 1) OBP: 0.158, SLG: 0.167			K			K	4-3			2	0	0	0	0	2	0
Jim Fairey, L (7, PH) OBP: 0.326, SLG: 0.361										1	0	0	0	0	0	3
Steve Renko, R (7, 1) OBP: 0.357, SLG: 0.357										0	0	0	0	0	0	0
John Strohmayer, R (8, 1)										0	0	0	0	0	0	0
Inning Stats	R: 0 E: 0 K: 1 S: 5 H: 0 LOB: 0 BB: 0 P: 5	R: 0 E: 0 K: 2 S: 7 H: 0 LOB: 1 BB: 1 P: 11	R: 0 E: 0 K: 2 S: 7 H: 0 LOB: 0 BB: 0 P: 7	R: 0 E: 0 K: 1 S: 5 H: 1 LOB: 0 BB: 0 P: 5	R: 0 E: 0 K: 0 S: 3 H: 0 LOB: 0 BB: 0 P: 3	R: 0 E: 0 K: 1 S: 5 H: 0 LOB: 0 BB: 0 P: 5	R: 2 E: 1 K: 0 S: 5 H: 1 LOB: 3 BB: 3 P: 17	R: 0 E: 0 K: 1 S: 5 H: 0 LOB: 0 BB: 0 P: 5	R: 0 E: 0 K: 2 S: 9 H: 2 LOB: 2 BB: 0 P: 9	1B: 4 2B: 0 3B: 0 HR: 0	SF: 1 SAC: 1 DP: 0 HBP: 0						

PITCHER	IP	WLS	BF	H	R	ER	SO	BB	IBB	HBP	BLK	WP	HR	S	P	ERA	WHIP
Brent Strom, L (1, 1) ERA: 1.35	6.2		25	2	2	1	7	3	1	0	0	0	0	35	51	1.35	0.750
Danny Frisella, R (7, 1) ERA: 2.3	2.1	W	10	2	0	0	3	0	0	0	0	0	0	16	16	0.00	0.857

PITCHER	IP	WLS	BF	H	R	ER	SO	BB	IBB	HBP	BLK	WP	HR	S	P	ERA	WHIP

TOP

Montreal Expos @ New York Mets

Shea Stadium, Flushing, NY

Mon Jul 31 1972, 7:05 PM EDT

Att. 18,685 - Unknown

livebaseballscorecards.com

AB	29
R	2
H	4
RBI	1
BB	4
SO	10
LOB	14

WP: 0 PB: 1 SB: 0 CS: 1 PA: 35

Batter	1	2	3	4	5	6	7	8	9	AB	R	H	RBI	BB	SO	LOB
Tommie Agee, R (1, 8) OBP: 0.336, SLG: 0.396	BBBB 4-0 S BB		SSS 0-3 ② K		x 0-0 G6-4-3 2-H 1B		BBBB 4-0 1-2 BB			2	0	1	1	2	1	0
Bud Harrelson, S (1, 6) OBP: 0.305, SLG: 0.254	SSS 0-3 ① K 1-2		x 0-0 ③ F3		x 0-0 ②③ G6-4-3 1-2f		SSS 0-3 ② K			3	0	0	0	0	1	2
John Milner, L (7, PH) OBP: 0.333, SLG: 0.418										1	0	0	0	0	1	2
Ken Boswell, L (8, 4) OBP: 0.224, SLG: 0.241										0	0	0	0	0	0	0
Willie Mays, R (1, 3) OBP: 0.414, SLG: 0.370	x 0-0 ② F8			x 0-0 1-6-3 1B		BBBB 4-0 CS 1B BB	x 0-0 ③ P6			3	1	1	0	1	0	3
Ed Kranepool, L (9, 3) OBP: 0.304, SLG: 0.326										0	0	0	0	0	0	0
Cleon Jones, R (1, 7) OBP: 0.325, SLG: 0.344	IIII 4-0 IBB			x 0-0 ① 1-6-3 1-2		SSS 0-3 ① K 1-2		BBBB 4-0 HR BB		2	1	0	0	2	1	2
Dave Schneck, L (1, 9) OBP: 0.297, SLG: 0.400	SSS 0-3 ③ K			x 0-0 ② F9		x 0-0 2-H 1B		SSS 0-3 ① K		4	0	1	1	0	2	4
Duffy Dyer, R (1, 2) OBP: 0.315, SLG: 0.445		BBBB 4-0 G6-3 BB		IIII 4-0 IBB		SSS 0-3 ② K		x 0-0 1-H HR		2	1	1	2	2	1	1
Wayne Garrett, L (1, 5) OBP: 0.388, SLG: 0.288		SSS 0-3 ① K		SSS 0-3 ③ K		x 0-0 ③ F7		BBBB 4-0 CS BB		3	0	0	0	1	2	4
Ted Martinez, R (1, 4) OBP: 0.261, SLG: 0.290		x 0-0 ②③ G6-3 1-2f			x 0-0 SH3 1B 1B		x 0-0 ① 1-3	x 0-0 ②③ 1-3 1-2		4	1	1	0	0	0	2
(8, 6)																
Brent Strom, R (1, 1)			x 0-0 ① F8		x 0-0 ① SH3 1-2		x 0-0 BB 1B			1	0	0	0	0	0	0
Danny Frisella, L (7, 1) OBP: 0.250, SLG: 0.250										1	0	1	0	0	0	0
Inning Stats	R: 0 E: 0 K: 2 S: 7 H: 0 LOB: 2 BB: 2 P: 15	R: 0 E: 0 K: 1 S: 4 H: 0 LOB: 0 BB: 1 P: 8	R: 0 E: 0 K: 1 S: 5 H: 0 LOB: 0 BB: 0 P: 5	R: 0 E: 0 K: 1 S: 6 H: 1 LOB: 2 BB: 1 P: 10	R: 1 E: 0 K: 0 S: 4 H: 2 LOB: 0 BB: 0 P: 4	R: 1 E: 0 K: 2 S: 8 H: 1 LOB: 1 BB: 1 P: 12	R: 0 E: 0 K: 1 S: 6 H: 1 LOB: 2 BB: 1 P: 10	R: 2 E: 0 K: 1 S: 5 H: 1 LOB: 0 BB: 2 P: 13		1B: 5 2B: 0 3B: 0 HR: 1	SF: 0 SAC: 1 DP: 2 HBP: 0					

BOTTOM

Montreal Expos @ New York Mets

Shea Stadium, Flushing, NY

Mon Jul 31 1972, 7:05 PM EDT

Att. 18,685 - Unknown

livebaseballscorecards.com

AB	26
R	4
H	6
RBI	4
BB	8
SO	9
LOB	20

WP: 0 PB: 0 SB: 1 CS: 2 PA: 35

PITCHER		IP	WLS	BF	H	R	ER	SO	BB	IBB	HBP	BLK	WP	HR	S	P	ERA	WHIP
Balor Moore, L ERA: 4.61	(1, 1)	6.0		25	4	2	1	7	3	2	0	0	0	0	34	54	1.50	1.167
Steve Renko, R ERA: 5.72	(7, 1)	1.1	L	9	2	2	2	2	3	0	0	0	0	1	10	22	13.50	3.750
John Strohmayer, R ERA: 3.57	(8, 1)	0.2		1	0	0	0	0	0	0	0	0	0	0	1	1	0.00	0.000

PITCHER	IP	WLS	BF	H	R	ER	SO	BB	IBB	HBP	BLK	WP	HR	S	P	ERA	WHIP

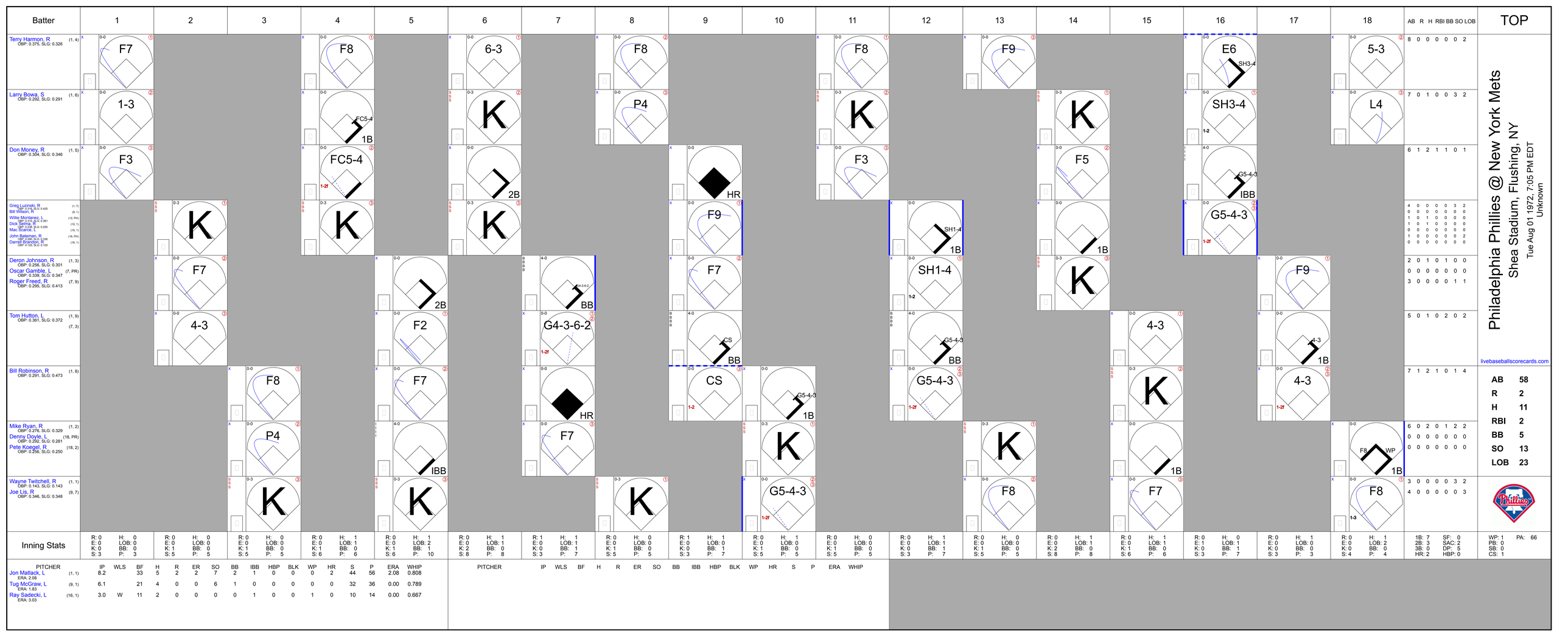
Batter
1
2
3
4
5
6
7
8
9
10
11
12
13
14
15
16
17
18
AB R H RBI BB SO LOB
TOP
Terry Harmon, R (1, 4) OBP: 0.375, SLG: 0.326
F7
1-3
F8
FC5-4
1B
6-3
F8
P4
F8
K
F9
K
E6
SH3-4
SH3-4
1-2
5-3
L4
8 0 0 0 0 0 2
7 0 1 0 0 3 2
Larry Bowa, S (1, 6) OBP: 0.292, SLG: 0.291
F3
FC5-4
1-2f
2B
HR
F3
F5
G5-4-3
IBB
6 1 2 1 1 0 1
Don Money, R (1, 5) OBP: 0.304, SLG: 0.346
Greg Luzinski, R (1, 7) OBP: 0.425, SLG: 0.425
Bill Wilson, R (9, 1)
Willie Montanez, L (12, PH) OBP: 0.316, SLG: 0.361
Dick Selma, R (12, 1) OBP: 0.238, SLG: 0.250
Mac Scarce, R (15, 1)
John Bateman, R (16, PH) OBP: 0.000, SLG: 0.000
Darrell Brandon, R (16, 1) OBP: 0.130, SLG: 0.135
K
K
K
K
F9
SH1-4
1B
G5-4-3
4 0 0 0 0 3 2
0 0 0 0 0 0 0
1 0 1 0 0 0 0
1 0 1 0 0 0 0
0 0 0 0 0 0 0
1 0 0 0 0 0 2
0 0 0 0 0 0 0
Deron Johnson, R (1, 3) OBP: 0.256, SLG: 0.301
Oscar Gamble, L (7, PR) OBP: 0.339, SLG: 0.347
Roger Freed, R (7, 9) OBP: 0.295, SLG: 0.413
F7
4-3
2B
F2
BB
G4-3-6-2
1-2f
CS
BB
SH1-4
1-2
G5-4-3
BB
F9
4-3
1B
2 0 1 0 1 0 0
0 0 0 0 0 0 0
3 0 0 0 0 1 1
Tom Hutton, L (1, 9) OBP: 0.361, SLG: 0.372 (7, 3)
4-3
F2
G4-3-6-2
1-2f
HR
CS
1-2
G5-4-3
1B
G5-4-3
1-2f
4-3
K
1B
4-3
1-2f
5 0 1 0 2 0 2
Bill Robinson, R (1, 8) OBP: 0.291, SLG: 0.473
F8
P4
F8
F7
IBB
F7
K
1B
F8
WP
1B
6 0 2 0 1 2 2
0 0 0 0 0 0 0
0 0 0 0 0 0 0
Mike Ryan, R (1, 2) OBP: 0.276, SLG: 0.329
Denny Doyle, L (18, PR) OBP: 0.282, SLG: 0.281
Pete Koegel, R (18, 2) OBP: 0.256, SLG: 0.250
K
K
K
G5-4-3
1-2f
F8
F7
F8
1-3
3 0 0 0 0 3 2
4 0 0 0 0 0 3
Wayne Twitchell, L (1, 1) OBP: 0.143, SLG: 0.143
Joe Lis, R (9, 7) OBP: 0.346, SLG: 0.348
Inning Stats
R: 0 E: 0 K: 0 S: 3
H: 0 LOB: 0 BB: 0 P: 3
R: 0 E: 0 K: 1 S: 5
H: 0 LOB: 0 BB: 0 P: 5
R: 0 E: 0 K: 1 S: 5
H: 0 LOB: 0 BB: 0 P: 5
R: 0 E: 0 K: 1 S: 6
H: 1 LOB: 1 BB: 0 P: 6
R: 0 E: 0 K: 1 S: 6
H: 1 LOB: 2 BB: 1 P: 10
R: 0 E: 0 K: 2 S: 8
H: 1 LOB: 1 BB: 0 P: 8
R: 1 E: 0 K: 0 S: 3
H: 1 LOB: 1 BB: 1 P: 7
R: 0 E: 0 K: 1 S: 5
H: 0 LOB: 0 BB: 0 P: 5
R: 1 E: 0 K: 0 S: 3
H: 1 LOB: 0 BB: 1 P: 7
R: 0 E: 0 K: 1 S: 5
H: 1 LOB: 0 BB: 0 P: 5
R: 0 E: 0 K: 1 S: 5
H: 0 LOB: 0 BB: 0 P: 5
R: 0 E: 0 K: 0 S: 3
H: 1 LOB: 1 BB: 1 P: 7
R: 0 E: 0 K: 1 S: 5
H: 0 LOB: 0 BB: 0 P: 5
R: 0 E: 0 K: 2 S: 8
H: 1 LOB: 1 BB: 0 P: 8
R: 0 E: 0 K: 1 S: 6
H: 1 LOB: 1 BB: 0 P: 6
R: 0 E: 1 K: 0 S: 3
H: 0 LOB: 1 BB: 1 P: 7
R: 0 E: 0 K: 0 S: 3
H: 1 LOB: 0 BB: 0 P: 3
R: 0 E: 0 K: 0 S: 4
H: 1 LOB: 2 BB: 0 P: 4
1B: 7 2B: 3 3B: 0 HR: 2
SF: 0 SAC: 2 DP: 5 HBP: 0
WP: 1 PB: 0 SB: 0 CS: 1
PA: 66
PITCHER
IP WLS BF H R ER SO BB IBB HBP BLK WP HR S P ERA WHIP
Jon Matlack, L (1, 1) ERA: 2.08
8.2 33 5 2 2 7 2 1 0 0 0 0 2 44 56 2.08 0.808
Tug McGraw, L (9, 1) ERA: 1.83
6.1 21 4 0 0 6 1 0 0 0 0 0 0 32 36 0.00 0.789
Ray Sadecki, L (16, 1) ERA: 3.03
3.0 W 11 2 0 0 0 0 1 0 0 1 0 10 14 0.00 0.667
PITCHER
IP WLS BF H R ER SO BB IBB HBP BLK WP HR S P ERA WHIP
Philadelphia Phillies @ New York Mets
Shea Stadium, Flushing, NY
Tue Aug 01 1972, 7:05 PM EDT
Unknown
livebaseballscorecards.com
AB 58
R 2
H 11
RBI 2
BB 5
SO 13
LOB 23

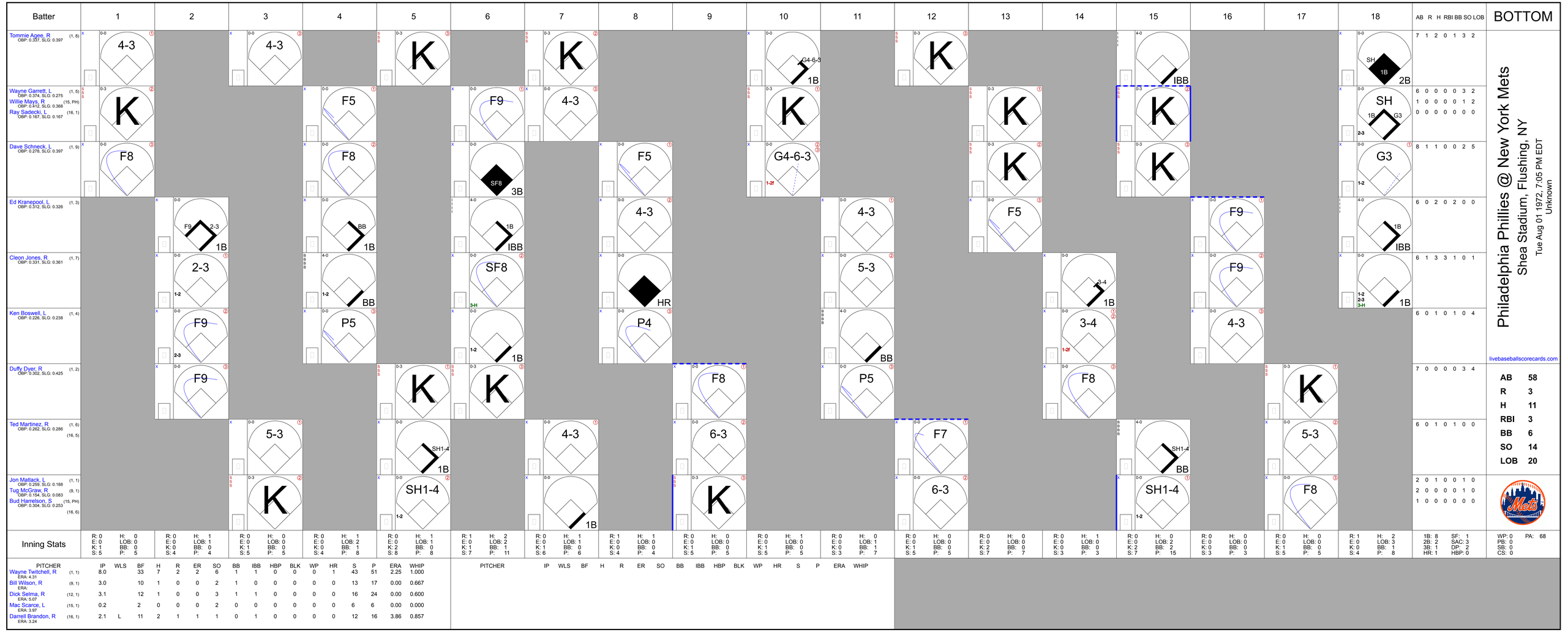
Batter
1
2
3
4
5
6
7
8
9
10
11
12
13
14
15
16
17
18
AB R H RBI BB SO LOB
BOTTOM
Tommie Agee, R (1, 8) OBP: 0.337, SLG: 0.397
4-3
4-3
K
K
K
G4-6-3 1B
K
IBB
SH 1B 2B
7 1 2 0 1 3 2
Wayne Garrett, L (1, 5)
Willie Mays, R (15, PH) OBP: 0.412, SLG: 0.368
Ray Sadecki, L (16, 1) OBP: 0.167, SLG: 0.167
K
F5
F9
4-3
K
K
K
SH 1B G3 2-3
6 0 0 0 0 3 2
1 0 0 0 0 1 2
0 0 0 0 0 0 0
Dave Schneck, L (1, 9) OBP: 0.278, SLG: 0.397
F8
F8
SF8 3B
F5
G4-6-3 1-2f
K
K
G3 1-2
8 1 1 0 0 2 5
Ed Kranepool, L (1, 3) OBP: 0.312, SLG: 0.326
F8 2-3 1B
BB 1B
1B IBB
4-3
4-3
F9
1B IBB
6 0 2 0 2 0 0
Cleon Jones, R (1, 7) OBP: 0.331, SLG: 0.361
2-3 1-2
1-2 BB
SF8 3-H
HR
5-3
F5
3-4 1B
F9
1-2 2-3 3-H
6 1 3 3 1 0 1
Ken Boswell, L (1, 4) OBP: 0.226, SLG: 0.238
F9 2-3
P5
1B
P4
BB
3-4 1-2f
4-3
6 0 1 0 1 0 4
Duffy Dyer, R (1, 2) OBP: 0.302, SLG: 0.425
F9
K
F8
P5
F8
K
7 0 0 0 0 3 4
Ted Martinez, R (1, 6) OBP: 0.262, SLG: 0.286 (16, 5)
5-3
SH1-4 1B
4-3
6-3
F7
SH1-4 BB
5-3
6 0 1 0 1 0 0
Jon Matlack, L (1, 1) OBP: 0.259, SLG: 0.188
Tug McGraw, R (9, 1) OBP: 0.154, SLG: 0.083
Bud Harrelson, S (15, PH) OBP: 0.304, SLG: 0.253 (16, 6)
K
SH1-4 1-2
1B
K
6-3
SH1-4 1-2
F8
2 0 1 0 0 1 0
2 0 0 0 0 1 0
1 0 0 0 0 0 0
Inning Stats
R: 0 E: 0 K: 1 S: 5
H: 0 LOB: 0 BB: 0 P: 5
R: 0 E: 0 K: 0 S: 4
H: 1 LOB: 1 BB: 0 P: 4
R: 0 E: 0 K: 1 S: 5
H: 0 LOB: 0 BB: 0 P: 5
R: 0 E: 0 K: 0 S: 4
H: 1 LOB: 2 BB: 1 P: 8
R: 0 E: 0 K: 2 S: 8
H: 1 LOB: 1 BB: 0 P: 8
R: 1 E: 0 K: 1 S: 7
H: 2 LOB: 2 BB: 1 P: 11
R: 0 E: 0 K: 1 S: 6
H: 1 LOB: 1 BB: 0 P: 6
R: 1 E: 0 K: 0 S: 4
H: 1 LOB: 0 BB: 0 P: 4
R: 0 E: 0 K: 1 S: 5
H: 0 LOB: 0 BB: 0 P: 5
R: 0 E: 0 K: 1 S: 5
H: 1 LOB: 0 BB: 0 P: 5
R: 0 E: 0 K: 0 S: 3
H: 0 LOB: 1 BB: 1 P: 7
R: 0 E: 0 K: 1 S: 5
H: 0 LOB: 0 BB: 0 P: 5
R: 0 E: 0 K: 2 S: 7
H: 0 LOB: 0 BB: 0 P: 7
R: 0 E: 0 K: 0 S: 3
H: 1 LOB: 0 BB: 0 P: 3
R: 0 E: 0 K: 2 S: 7
H: 0 LOB: 2 BB: 2 P: 15
R: 0 E: 0 K: 0 S: 3
H: 0 LOB: 0 BB: 0 P: 3
R: 0 E: 0 K: 1 S: 5
H: 0 LOB: 0 BB: 0 P: 5
R: 1 E: 0 K: 0 S: 4
H: 2 LOB: 3 BB: 1 P: 8
1B: 8 2B: 2 3B: 1 HR: 1
SF: 1 SAC: 3 DP: 2 HBP: 0
WP: 0 PB: 0 SB: 0 CS: 0
PA: 68
Philadelphia Phillies @ New York Mets
Shea Stadium, Flushing, NY
Tue Aug 01 1972, 7:05 PM EDT
Unknown
livebaseballscorecards.com
AB 58
R 3
H 11
RBI 3
BB 6
SO 14
LOB 20
PITCHER IP WLS BF H R ER SO BB IBB HBP BLK WP HR S P ERA WHIP
Wayne Twitchell, R (1, 1) ERA: 4.31 8.0 33 7 2 2 6 1 1 0 0 0 0 43 51 2.25 1.000
Bill Wilson, R (9, 1) ERA: 3.0 10 1 0 0 2 1 0 0 0 0 0 13 17 0.00 0.667
Dick Selma, R (12, 1) ERA: 5.07 3.1 12 1 0 0 3 1 1 0 0 0 0 16 24 0.00 0.600
Mac Scarce, L (15, 1) ERA: 3.97 0.2 2 0 0 0 2 0 0 0 0 0 0 6 6 0.00 0.000
Darrell Brandon, R (16, 1) ERA: 3.24 2.1 L 11 2 1 1 1 0 1 0 0 0 0 12 16 3.86 0.857
PITCHER IP WLS BF H R ER SO BB IBB HBP BLK WP HR S P ERA WHIP

Philadelphia Phillies @ New York Mets

Shea Stadium, Flushing, NY

Tue Aug 01 1972, 7:05 PM EDT

Att. 31,846 - Unknown

TOP

livebaseballscorecards.com

Batter	1	2	3	4	5	6	7	8	9	AB	R	H	RBI	BB	SO	LOB
Terry Harmon, R (1, 4) OBP: 0.372, SLG: 0.324	K		1-2 3-H 1B			P3			P4	4	0	1	1	0	1	0
Larry Bowa, S (1, 6) OBP: 0.289, SLG: 0.288	5-3		F7			6-3			6-3	4	0	0	0	0	0	2
Don Money, R (1, 5) OBP: 0.303, SLG: 0.345	F8		F7			F9			BB 1B 2B 1B	4	1	1	0	0	0	2
Greg Luzinski, R (1, 7) OBP: 0.318, SLG: 0.426		K		G5-4-3 1B			K		1-2 BB 2B 1B	4	1	2	0	0	2	0
Deron Johnson, R (1, 3) OBP: 0.256, SLG: 0.296		K		F8			K		1-2 2-3 2B BB	3	1	0	0	1	2	1
Bill Robinson, R (1, 8) OBP: 0.288, SLG: 0.475		1-3		G5-4-3 1-2f			F3		1-H 2-H 3-H 2B	4	0	1	3	0	0	1
Tom Hutton, L (1, 9) OBP: 0.359, SLG: 0.367			1B 1B BB		F8			G3	L4	3	1	0	0	1	0	1
John Bateman, R (1, 2) OBP: 0.291, SLG: 0.335			1B 1-3 1B		F8			L6		3	0	1	0	0	0	0
Steve Carlton, L (1, 1) OBP: 0.237, SLG: 0.239			K		K			4-3		3	0	0	0	0	2	2
Inning Stats	R: 0 E: 0 K: 1 S: 5 H: 0 LOB: 0 BB: 0 P: 5	R: 0 E: 0 K: 2 S: 7 H: 0 LOB: 0 BB: 0 P: 7	R: 1 E: 0 K: 1 S: 7 H: 2 LOB: 2 BB: 1 P: 11	R: 0 E: 0 K: 0 S: 3 H: 1 LOB: 0 BB: 0 P: 3	R: 0 E: 0 K: 1 S: 5 H: 0 LOB: 0 BB: 0 P: 5	R: 0 E: 0 K: 0 S: 3 H: 0 LOB: 0 BB: 0 P: 3	R: 0 E: 0 K: 2 S: 7 H: 0 LOB: 0 BB: 0 P: 7	R: 0 E: 0 K: 0 S: 3 H: 0 LOB: 0 BB: 0 P: 3	R: 3 E: 0 K: 0 S: 6 H: 3 LOB: 1 BB: 1 P: 10	1B: 5 2B: 1 3B: 0 HR: 0 SF: 0 SAC: 0 DP: 1 HBP: 0						

	AB	32
	R	4
	H	6
	RBI	4
	BB	2
	SO	7
	LOB	9

WP: 0 PB: 0 SB: 0 CS: 0 PA: 34

PITCHER	IP	WLS	BF	H	R	ER	SO	BB	IBB	HBP	BLK	WP	HR	S	P	ERA	WHIP
Jerry Koosman, L (1, 1) ERA: 3.79	9.0	L	34	6	4	4	7	2	0	0	0	0	0	46	54	4.00	0.889

PITCHER	IP	WLS	BF	H	R	ER	SO	BB	IBB	HBP	BLK	WP	HR	S	P	ERA	WHIP

Batter	1	2	3	4	5	6	7	8	9	AB	R	H	RBI	BB	SO	LOB
Tommie Agee, R (1, 9) OBP: 0.336, SLG: 0.394	F2		P6		G4-6-3 1-2f			1B		4	0	1	0	0	0	2
Ted Martinez, R (1, 6) OBP: 0.258, SLG: 0.281	1-3			K		4-3		F9		4	0	0	0	0	1	1
Willie Mays, R (1, 8) OBP: 0.409, SLG: 0.366	L4			PB 1B 1B		F7			6-3	4	1	1	0	0	0	0
Cleon Jones, R (1, 7) OBP: 0.329, SLG: 0.359		K2-3		1-H 1B		4-3			6-3	4	0	1	1	0	1	0
Jim Fregosi, R (1, 5) OBP: 0.303, SLG: 0.354		FC4-6 BB		F7			F2		5-3	3	0	0	0	1	0	1
Jim Beauchamp, R (1, 3) OBP: 0.207, SLG: 0.200		FC4-6 1-2f		K			F7			3	0	0	0	0	1	2
Jerry Grote, R (1, 2) OBP: 0.297, SLG: 0.293		4-3			1B 1B		F9			3	0	1	0	0	0	1
Wayne Garrett, L (1, 4) OBP: 0.374, SLG: 0.276			F7		G4-6-3 1-2 1B			4-3		3	0	1	0	0	0	0
Jerry Koosman, R (1, 1) OBP: 0.097, SLG: 0.097			5-3		K			K		3	0	0	0	0	2	2
Inning Stats	R: 0 E: 0 K: 0 S: 3 H: 0 LOB: 0 BB: 0 P: 3	R: 0 E: 0 K: 1 S: 5 H: 0 LOB: 1 BB: 1 P: 9	R: 0 E: 0 K: 0 S: 3 H: 0 LOB: 0 BB: 0 P: 3	R: 1 E: 0 K: 2 S: 9 H: 2 LOB: 1 BB: 0 P: 9	R: 0 E: 0 K: 1 S: 6 H: 2 LOB: 1 BB: 0 P: 6	R: 0 E: 0 K: 0 S: 3 H: 0 LOB: 0 BB: 0 P: 3	R: 0 E: 0 K: 0 S: 3 H: 0 LOB: 0 BB: 0 P: 3	R: 0 E: 0 K: 1 S: 6 H: 1 LOB: 1 BB: 0 P: 6	R: 0 E: 0 K: 0 S: 3 H: 0 LOB: 0 BB: 0 P: 3	1B: 5 2B: 0 3B: 0 HR: 0 SF: 0 SAC: 0 DP: 1 HBP: 0						

PITCHER	IP	WLS	BF	H	R	ER	SO	BB	IBB	HBP	BLK	WP	HR	S	P	ERA	WHIP
Steve Carlton, L (1, 1) ERA: 2.27	9.0	W	32	5	1	0	5	1	0	0	0	0	0	41	45	0.00	0.667

PITCHER	IP	WLS	BF	H	R	ER	SO	BB	IBB	HBP	BLK	WP	HR	S	P	ERA	WHIP

BOTTOM

Philadelphia Phillies @ New York Mets

Shea Stadium, Flushing, NY

Tue Aug 01 1972, 7:05 PM EDT

Att. 31,846 - Unknown

livebaseballscorecards.com

AB	31
R	1
H	5
RBI	1
BB	1
SO	5
LOB	9

Batter	1	2	3	4	5	6	7	8	9	AB	R	H	RBI	BB	SO	LOB
Denny Doyle, L (1, 4) OBP: 0.292, SLG: 0.284	SH5-3 1B 2B		P3		P3			4-3		4	1	1	0	0	0	1
Larry Bowa, S (1, 6) OBP: 0.292, SLG: 0.291	SH5-3 2-3		1B			P5			2B 1B	3	1	2	0	0	0	0
Tom Hutton, L (1, 3) OBP: 0.365, SLG: 0.378	CS 1B 3-H		4-3			CS 1B			F8 HR 2B 1-H	4	1	3	2	0	0	1
Willie Montanez, L (1, 8) OBP: 0.314, SLG: 0.388	HR 1-2			P6		K 1-2			F8 2-3	4	1	1	1	0	1	2
Greg Luzinski, R (1, 7) OBP: 0.315, SLG: 0.423 Deron Johnson, R (9, PH) OBP: 0.260, SLG: 0.319 Roger Freed, R (9, 9) OBP: 0.295, SLG: 0.413	K			K			L3		HR 3-H	3 1 0	0 1 0	0 1 0	0 2 0	0 0 0	2 0 0	0 0 0
Don Money, R (1, 5) OBP: 0.303, SLG: 0.344		K		K			G6-4-3 1B		6-3	4	0	1	0	0	2	0
Bill Robinson, R (1, 9) OBP: 0.270, SLG: 0.444 (9, 7)		F7			K SH2-4		G6-4-3 1-2f		4-3	4	0	0	0	0	1	1
John Bateman, R (1, 2) OBP: 0.286, SLG: 0.329		4-3			P4			5-3		3	0	0	0	0	0	1
Bill Champion, R (1, 1) OBP: 0.207, SLG: 0.286 Bill Wilson, R (7, 1) Oscar Gamble, L (8, PH) OBP: 0.336, SLG: 0.343 Mac Scarce, L (8, 1) Dick Selma, R (9, 1) OBP: 0.238, SLG: 0.250			K		SH2-4 1-2			K		1 0 1 0 0	0 0 0 0 0	0 0 0 0 0	0 0 0 0 0	1 0 1 0 0	0 0 0 0 0	0 0 0 0 0
Inning Stats	R: 2 E: 0 K: 1 S: 7 H: 3 LOB: 0 BB: 0 P: 7	R: 0 E: 0 K: 1 S: 5 H: 0 LOB: 0 BB: 0 P: 5	R: 0 E: 0 K: 1 S: 6 H: 1 LOB: 0 BB: 0 P: 6	R: 0 E: 0 K: 2 S: 7 H: 0 LOB: 0 BB: 0 P: 7	R: 0 E: 1 K: 1 S: 6 H: 0 LOB: 1 BB: 0 P: 6	R: 0 E: 0 K: 1 S: 5 H: 1 LOB: 1 BB: 0 P: 5	R: 0 E: 0 K: 0 S: 3 H: 1 LOB: 0 BB: 0 P: 3	R: 0 E: 0 K: 1 S: 5 H: 0 LOB: 0 BB: 0 P: 5	R: 3 E: 0 K: 0 S: 6 H: 3 LOB: 0 BB: 0 P: 6	1B: 5 2B: 3 3B: 0 HR: 2 SF: 0 SAC: 2 DP: 2 HBP: 0						

PITCHER		IP	WLS	BF	H	R	ER	SO	BB	IBB	HBP	BLK	WP	HR	S	P	ERA	WHIP
Tom Seaver, R ERA: 3.23	(1, 1)	9.0	L	34	9	5	5	8	0	0	0	0	0	2	50	50	5.00	1.000

PITCHER	IP	WLS	BF	H	R	ER	SO	BB	IBB	HBP	BLK	WP	HR	S	P	ERA	WHIP

TOP

Philadelphia Phillies @ New York Mets

Shea Stadium, Flushing, NY

Wed Aug 02 1972, 7:05 PM EDT

Att. 22,733 - Unknown

livebaseballscorecards.com

AB	32
R	5
H	9
RBI	5
BB	0
SO	8
LOB	6

1B: 5 2B: 3 3B: 0 HR: 2
SF: 0 SAC: 2 DP: 2 HBP: 0

WP: 0 PB: 0 SB: 0 CS: 2
PA: 34

Batter	1	2	3	4	5	6	7	8	9	AB	R	H	RBI	BB	SO	LOB
Tommie Agee, R (1, 8) (9, 7) OBP: 0.337, SLG: 0.394	1-3		BB BB 1B 1-2		F9		WP 1B 3-H		F8	5	0	2	1	0	0	2
Wayne Garrett, L (1, 5) OBP: 0.376, SLG: 0.277	G3-6-3 1B		BBBB BB 1-2 2-3		SSS K		F8 1-2			3	0	1	0	1	1	2
Dave Schneck, L (1, 9) OBP: 0.276, SLG: 0.380	G3-6-3 1-2f		BBBB BB 1-2 2-3 3-H			4-3		F8		3	0	0	1	1	0	1
Ed Kranepool, L (1, 3) OBP: 0.311, SLG: 0.341		F8	P4			HR		SSS K		4	1	1	1	0	1	3
Cleon Jones, R (1, 7) OBP: 0.332, SLG: 0.359 Willie Mays, R (8, PR) (9, 8) OBP: 0.409, SLG: 0.366	6-3			F9		CS 1B		H HBP		3 0	0 0	1 0	0 0	0 0	0 0	0 0
Ken Boswell, L (1, 4) OBP: 0.222, SLG: 0.234	3-1			F8		F9 1-2		SSS K		4	0	0	0	0	1	2
Duffy Dyer, R (1, 2) OBP: 0.306, SLG: 0.427			BB 1B BB 1B	5-3			PB 3-1 1B 1B		SSS K	4	2	2	0	0	1	0
Ted Martinez, R (1, 6) OBP: 0.260, SLG: 0.283 Jim Fregosi, R (7, 6) OBP: 0.301, SLG: 0.352			SSS K		SH3-4 1B		3-1 1-2		6-3	2 2	0 0	1 0	0 0	0 0	1 0	1 1
Tom Seaver, R (1, 1) OBP: 0.217, SLG: 0.291 John Milner, L (9, PH) OBP: 0.336, SLG: 0.418			SSS K		SH3-4 1-2		SSS K 2-3		BBBB BB	2 0	0 0	0 0	0 0	0 1	2 0	2 0
Inning Stats	R: 0 E: 0 K: 0 S: 3 H: 1 LOB: 0 BB: 0 P: 3	R: 0 E: 0 K: 0 S: 3 H: 0 LOB: 0 BB: 0 P: 3	R: 1 E: 0 K: 2 S: 9 H: 2 LOB: 3 BB: 2 P: 17	R: 0 E: 0 K: 0 S: 3 H: 0 LOB: 0 BB: 0 P: 3	R: 0 E: 0 K: 1 S: 6 H: 1 LOB: 1 BB: 0 P: 6	R: 1 E: 0 K: 0 S: 4 H: 2 LOB: 0 BB: 0 P: 4	R: 1 E: 0 K: 1 S: 7 H: 2 LOB: 1 BB: 0 P: 7	R: 0 E: 0 K: 2 S: 7 H: 0 LOB: 1 BB: 0 P: 8	R: 0 E: 0 K: 1 S: 5 H: 0 LOB: 1 BB: 1 P: 9	1B: 7 2B: 0 3B: 0 HR: 1	SF: 0 SAC: 1 DP: 1 HBP: 1						

PITCHER		IP	WLS	BF	H	R	ER	SO	BB	IBB	HBP	BLK	WP	HR	S	P	ERA	WHIP
Bill Champion, R ERA: 4.62	(1, 1)	6.0		24	6	2	2	3	2	0	0	0	0	1	28	36	3.00	1.333
Bill Wilson, R ERA: 1.5	(7, 1)	1.0		5	2	1	1	1	0	0	0	0	1	0	7	7	9.00	2.000
Mac Scarce, L ERA: 3.65	(8, 1)	1.0	W	4	0	0	0	2	0	0	1	0	0	0	7	8	0.00	0.000
Dick Selma, R ERA: 5.01	(9, 1)	1.0	S	4	0	0	0	1	1	0	0	0	0	0	5	9	0.00	1.000

PITCHER	IP	WLS	BF	H	R	ER	SO	BB	IBB	HBP	BLK	WP	HR	S	P	ERA	WHIP

BOTTOM

Philadelphia Phillies @ New York Mets

Shea Stadium, Flushing, NY

Wed Aug 02 1972, 7:05 PM EDT

Att. 22,733 - Unknown

AB	32
R	3
H	8
RBI	3
BB	3
SO	7
LOB	14

WP: 1	PA: 37		
PB: 1			
SB: 0			
CS: 1			

livebaseballscorecards.com

Batter	1	2	3	4	5	6	7	8	9	AB	R	H	RBI	BB	SO	LOB
Denny Doyle, L (1, 4) OBP: 0.297, SLG: 0.298	L5		HR			1B, SH5-3, BB, 1B	CS, BB		FC6-4, 1-2f	4	2	2	1	1	0	1
Larry Bowa, S (1, 6) OBP: 0.291, SLG: 0.291	F9		P6			SH5-3, 1-2	CS, 1-2	2B, SH1-3, 1B	F7	4	1	1	0	0	0	1
Tom Hutton, L (1, 9) (8, 3) OBP: 0.365, SLG: 0.375	F9		L4			BB, 1B, SF7, BB		SH1-3, 1-2		2	1	0	0	1	0	0
Willie Montanez, L (1, 8) OBP: 0.316, SLG: 0.392		F8		F9		BB, 1-2, 2-3, 1B		2B, 2-H		4	0	2	1	0	0	0
Deron Johnson, R (1, 3) OBP: 0.271, SLG: 0.321		1B, 1B		6-3		1-2, 2-3, 3-H, BB		IBB		2	0	1	1	2	0	0
Ken Reynolds, L (8, PR) OBP: 0.150, SLG: 0.105										0	0	0	0	0	0	0
Mac Scarce, L (8, 1)										0	0	0	0	0	0	0
Don Money, R (1, 5) OBP: 0.299, SLG: 0.341		F8		P4		SF7, 3-H		F3		3	0	0	1	0	0	3
Bill Robinson, R (1, 7) OBP: 0.269, SLG: 0.433		1-3, 1B			5-3	F9		K		4	0	1	0	0	1	4
John Bateman, R (1, 2) OBP: 0.282, SLG: 0.325		F7			F5		4-3		F2	2	0	0	0	0	0	2
Mike Ryan, R (5, 2) OBP: 0.270, SLG: 0.321										2	0	0	0	0	0	0
Barry Lersch, S (1, 1)			K		K		K		FC6-4, 1B	3	0	0	0	0	3	0
Roger Freed, R (8, 9) OBP: 0.303, SLG: 0.420										1	0	1	0	0	0	0
Inning Stats	R: 0 E: 0 K: 0 S: 3 H: 0 LOB: 0 BB: 0 P: 3	R: 0 E: 0 K: 0 S: 5 H: 2 LOB: 2 BB: 0 P: 5	R: 1 E: 0 K: 1 S: 6 H: 1 LOB: 0 BB: 0 P: 6	R: 0 E: 0 K: 0 S: 3 H: 0 LOB: 0 BB: 0 P: 3	R: 0 E: 0 K: 1 S: 5 H: 0 LOB: 0 BB: 0 P: 5	R: 2 E: 0 K: 0 S: 5 H: 2 LOB: 2 BB: 2 P: 13	R: 0 E: 0 K: 1 S: 4 H: 0 LOB: 0 BB: 1 P: 8	R: 1 E: 0 K: 1 S: 7 H: 2 LOB: 2 BB: 1 P: 11	R: 0 E: 0 K: 0 S: 4 H: 1 LOB: 1 BB: 0 P: 4	1B: 6 2B: 1 3B: 0 HR: 1 SF: 1 SAC: 2 DP: 0 HBP: 0	WP: 0 PB: 0 SB: 0 CS: 1 PA: 39					

PITCHER		IP	WLS	BF	H	R	ER	SO	BB	IBB	HBP	BLK	WP	HR	S	P	ERA	WHIP
Gary Gentry, R ERA: 3.78	(1, 1)	5.1	L	23	5	3	3	2	2	0	0	0	0	1	25	33	5.06	1.312
Bob Rauch, R ERA: 3.38	(6, 1)	1.2		5	0	0	0	1	1	0	0	0	0	0	6	10	0.00	0.600
Ray Sadecki, L ERA: 3.12	(8, 1)	2.0		10	3	1	1	1	0	1	0	0	0	0	11	15	4.50	1.500

PITCHER	IP	WLS	BF	H	R	ER	SO	BB	IBB	HBP	BLK	WP	HR	S	P	ERA	WHIP

TOP

Philadelphia Phillies @ New York Mets

Shea Stadium, Flushing, NY

Thu Aug 03 1972, 3:33 AM EDT

Att. 28,506 - Unknown

livebaseballscorecards.com

AB	31
R	4
H	8
RBI	4
BB	4
SO	4
LOB	11

Batter	1	2	3	4	5	6	7	8	9	AB	R	H	RBI	BB	SO	LOB
Tommie Agee, R (1, 8) OBP: 0.339, SLG: 0.398	2B		6-3		BB		5-3 1-2 3-H			3	0	1	1	1	0	1
Wayne Garrett, L (1, 5) OBP: 0.368, SLG: 0.270	F2		P5		G3		K			4	0	0	0	0	1	3
Dave Schneck, L (1, 9) OBP: 0.275, SLG: 0.365	BB		P6			F8		K		3	0	0	0	1	1	0
Ed Kranepool, L (1, 3) OBP: 0.306, SLG: 0.335 Jim Beauchamp, R (8, PH) OBP: 0.203, SLG: 0.196 (9, 3)	F8			P6		F9		1-3		3 1	0 0	0 0	0 0	0 0	0 0	2 0
John Milner, L (1, 7) OBP: 0.335, SLG: 0.420	K			4-3		2B		F7		4	0	1	0	0	1	2
Jim Fregosi, R (1, 6) OBP: 0.300, SLG: 0.350		6-3		1B		F7			K	4	0	1	0	0	1	1
Ken Boswell, L (1, 4) OBP: 0.224, SLG: 0.235 Willie Mays, R (9, PH) OBP: 0.412, SLG: 0.366		5-3 1B		F8			L6		HBP BB	3 0	0 0	1 0	0 0	0 1	0 0	1 0
Duffy Dyer, R (1, 2) OBP: 0.311, SLG: 0.425		5-3 1-2			1-3		1B 5-3 1B		G6-3 1-2 HBP	3	1	1	0	0	0	1
Gary Gentry, R (1, 1) OBP: 0.205, SLG: 0.150 Bob Rauch, R (6, 1) Dave Marshall, L (7, PH) OBP: 0.312, SLG: 0.345 Ray Sadecki, L (8, 1) OBP: 0.167, SLG: 0.167 Cleon Jones, R (9, PH) OBP: 0.331, SLG: 0.357		5-3			K		5-3 1-3 1B		G6-3 1-2f	2 0 1 0 1	0 0 0 0 0	0 0 1 0 0	0 0 0 0 0	0 0 0 0 0	1 0 0 0 0	1 0 0 0 2
Inning Stats	R: 0 H: 1 E: 0 LOB: 2 K: 1 BB: 1 S: 6 P: 10	R: 0 H: 1 E: 0 LOB: 1 K: 0 BB: 0 S: 4 P: 4	R: 0 H: 0 E: 0 LOB: 0 K: 0 BB: 0 S: 3 P: 3	R: 0 H: 1 E: 0 LOB: 1 K: 0 BB: 0 S: 4 P: 4	R: 0 H: 0 E: 0 LOB: 1 K: 1 BB: 1 S: 5 P: 9	R: 0 H: 1 E: 0 LOB: 1 K: 0 BB: 0 S: 4 P: 4	R: 1 H: 2 E: 0 LOB: 1 K: 1 BB: 0 S: 7 P: 7	R: 0 H: 0 E: 0 LOB: 0 K: 1 BB: 0 S: 5 P: 5	R: 0 H: 0 E: 0 LOB: 1 K: 1 BB: 1 S: 4 P: 9	1B: 4 2B: 2 3B: 0 HR: 0	SF: 0 SAC: 0 DP: 1 HBP: 1			WP: 0 PB: 0 SB: 0 CS: 0	PA: 36		

PITCHER		IP	WLS	BF	H	R	ER	SO	BB	IBB	HBP	BLK	WP	HR	S	P	ERA	WHIP
Barry Lersch, R ERA: 3.24	(1, 1)	7.0	W	29	6	1	1	3	2	0	0	0	0	0	33	41	1.29	1.143
Mac Scarce, L ERA: 3.14	(8, 1)	2.0	S	7	0	0	0	2	1	0	1	0	0	0	9	14	0.00	0.500

PITCHER	IP	WLS	BF	H	R	ER	SO	BB	IBB	HBP	BLK	WP	HR	S	P	ERA	WHIP

BOTTOM

Philadelphia Phillies @ New York Mets

Shea Stadium, Flushing, NY

Thu Aug 03 1972, 3:33 AM EDT

Att. 28,506 - Unknown

livebaseballscorecards.com

AB	32
R	1
H	6
RBI	1
BB	3
SO	5
LOB	14

Batter	1	2	3	4	5	6	7	8	9	AB	R	H	RBI	BB	SO	LOB
Bill North, S (1, 9) OBP: 0.239, SLG: 0.200	1B SF8 1B		P6			F7			F7	4	1	1	0	0	0	0
Glenn Beckert, R (1, 4) OBP: 0.295, SLG: 0.342	WP 1-3 1B		L7			F7			F7	4	0	1	0	0	0	0
Billy Williams, L (1, 7) OBP: 0.389, SLG: 0.582	SF8 3-H			4-3		F9			L6	3	0	0	1	0	0	0
Joe Pepitone, L (1, 3) OBP: 0.308, SLG: 0.412	F5 1-2			4-3			F8			3	0	0	0	0	0	1
Ron Santo, R (1, 5) OBP: 0.360, SLG: 0.476	K			6-3			K			3	0	0	0	0	2	1
Rick Monday, L (1, 8) OBP: 0.368, SLG: 0.398		G5-4-3 BB			F9		P6			2	0	0	0	1	0	0
Randy Hundley, R (1, 2) OBP: 0.263, SLG: 0.310		G5-4-3 1-2f			4-3			K		3	0	0	0	0	1	1
Don Kessinger, S (1, 6) OBP: 0.357, SLG: 0.305		F7			1B			F9		3	0	1	0	0	0	0
Fergie Jenkins, R (1, 1) OBP: 0.227, SLG: 0.235			6-3		F2			F7		2	0	0	0	0	0	1
Paul Popovich, S (7, 5) OBP: 0.221, SLG: 0.247										1	0	0	0	0	0	0
Dan McGinn, L (7, 1) OBP: 0.286, SLG: 0.571										0	0	0	0	0	0	0
Inning Stats	R: 1 E: 0 K: 1 S: 7 H: 2 LOB: 1 BB: 0 P: 7	R: 0 E: 0 K: 0 S: 2 H: 0 LOB: 0 BB: 1 P: 6	R: 0 E: 0 K: 0 S: 3 H: 0 LOB: 0 BB: 0 P: 3	R: 0 E: 0 K: 0 S: 3 H: 0 LOB: 0 BB: 0 P: 3	R: 0 E: 0 K: 0 S: 4 H: 1 LOB: 1 BB: 0 P: 4	R: 0 E: 0 K: 0 S: 3 H: 0 LOB: 0 BB: 0 P: 3	R: 0 E: 0 K: 1 S: 5 H: 0 LOB: 0 BB: 0 P: 5	R: 0 E: 0 K: 1 S: 5 H: 0 LOB: 0 BB: 0 P: 5	R: 0 E: 0 K: 0 S: 3 H: 0 LOB: 0 BB: 0 P: 3	1B: 3 2B: 0 3B: 0 HR: 0	SF: 1 SAC: 0 DP: 1 HBP: 0					

PITCHER	IP	WLS	BF	H	R	ER	SO	BB	IBB	HBP	BLK	WP	HR	S	P	ERA	WHIP
Jim McAndrew, R (1, 1) ERA: 2.69	9.0	W	30	3	1	1	3	1	0	0	0	1	0	35	39	1.00	0.444

PITCHER	IP	WLS	BF	H	R	ER	SO	BB	IBB	HBP	BLK	WP	HR	S	P	ERA	WHIP

TOP

Chicago Cubs @ New York Mets

Shea Stadium, Flushing, NY

Fri Aug 04 1972, 7:05 PM EDT
Att. 43,992 - Unknown - 63 F

livebaseballscorecards.com

AB	28
R	1
H	3
RBI	1
BB	1
SO	3
LOB	4

PA: 30

WP: 1 PB: 0 SB: 0 CS: 0

Chicago Cubs @ New York Mets

Shea Stadium, Flushing, NY

Fri Aug 04 1972, 7:05 PM EDT

Att. 43,992 - Unknown - 63 F

BOTTOM

Batter	1	2	3	4	5	6	7	8	9	AB	R	H	RBI	BB	SO	LOB
Tommie Agee, R (1, 9) OBP: 0.341, SLG: 0.411	5-3		G3 E 1B 2-3		F3		HR			4	2	2	1	0	0	0
Wayne Garrett, L (1, 5) OBP: 0.366, SLG: 0.276	F9		G3 1-2 3-H		1B 2B		P3			4	1	1	1	0	0	1
Willie Mays, R (1, 8) OBP: 0.421, SLG: 0.392	HR		E7 2-H 1B		1B 2-H 1B		BBBB 0-4 BB			3	1	3	3	1	0	0
Cleon Jones, R (1, 7) OBP: 0.326, SLG: 0.351	5-3		F8		SSS K		9-4 1-2f			4	0	0	0	0	1	3
John Milner, L (1, 3) OBP: 0.338, SLG: 0.426		5-3		6-3 SF7 2B	1-2 1B			SSS K		4	1	2	0	0	1	0
Jim Fregosi, R (1, 6) OBP: 0.296, SLG: 0.345		G3		6-3 2-3	F7			P3		4	0	0	0	0	0	3
Ken Boswell, L (1, 4) OBP: 0.224, SLG: 0.232		F8		BBBB BB		F7		1-3		3	0	0	0	1	0	0
Duffy Dyer, R (1, 2) OBP: 0.311, SLG: 0.426			1B SH1-4 G3 1B	SF7 3-H		SSS K				2	1	1	1	0	1	0
Jim McAndrew, R (1, 1) OBP: 0.074, SLG: 0.038			SH1-4 1-2	F9		F9				2	0	0	0	0	0	1
Inning Stats	R: 1 H: 1 E: 0 LOB: 0 K: 0 BB: 0 S: 4 P: 4	R: 0 H: 0 E: 0 LOB: 0 K: 0 BB: 0 S: 3 P: 3	R: 2 H: 3 E: 1 LOB: 1 K: 0 BB: 0 S: 6 P: 6	R: 1 H: 1 E: 0 LOB: 1 K: 0 BB: 1 S: 4 P: 8	R: 1 H: 3 E: 0 LOB: 2 K: 1 BB: 0 S: 8 P: 8	R: 0 H: 0 E: 0 LOB: 0 K: 1 BB: 0 S: 5 P: 5	R: 1 H: 1 E: 0 LOB: 0 K: 0 BB: 1 S: 3 P: 7	R: 0 H: 0 E: 0 LOB: 0 K: 1 BB: 0 S: 5 P: 5		1B: 5 SF: 1 2B: 3 SAC: 1 3B: 0 DP: 1 HR: 2 HBP: 0						

livebaseballscorecards.com

AB	30
R	6
H	9
RBI	6
BB	2
SO	3
LOB	8

PITCHER		IP	WLS	BF	H	R	ER	SO	BB	IBB	HBP	BLK	WP	HR	S	P	ERA	WHIP
Fergie Jenkins, R ERA: 2.93	(1, 1)	6.0	L	28	9	6	6	2	1	0	0	0	0	2	31	35	9.00	1.667
Dan McGinn, L ERA: 3.99	(7, 1)	2.0		6	0	0	0	1	1	0	0	0	0	0	7	11	0.00	0.500

PITCHER	IP	WLS	BF	H	R	ER	SO	BB	IBB	HBP	BLK	WP	HR	S	P	ERA	WHIP

Batter	1	2	3	4	5	6	7	8	9	AB	R	H	RBI	BB	SO	LOB
Bill North, S (1, 8) (8, 9) OBP: 0.230, SLG: 0.191	5-3		F3			F9		SH WP FC1-5 1-2 1B		3	1	0	0	0	0	1
Glenn Beckert, R (1, 4) OBP: 0.294, SLG: 0.344	3-1		5-3			2B		FC1-5 WP 1-2 2-3f 1B		4	1	1	0	0	0	3
Jose Cardenal, R (1, 9) OBP: 0.340, SLG: 0.447	F2			K 1B		6-3		SSS K		3	0	1	0	0	0	1
Billy Williams, L (8, PH) (8, 7) OBP: 0.388, SLG: 0.581										1	0	0	0	0	1	2
Jim Hickman, R (1, 3) OBP: 0.393, SLG: 0.474		SSS K		SSS K 1-2			2B 2B	1-H 2-H 1B		4	1	2	2	0	2	1
Tommy Davis, R (1, 7) OBP: 0.300, SLG: 0.316		1B CS 2B		F8			L6	SSS K		4	0	1	0	0	1	2
Rick Monday, L (8, 8) OBP: 0.368, SLG: 0.398										0	0	0	0	0	0	0
Carmen Fanzone, R (1, 5) OBP: 0.356, SLG: 0.426		2-3 1B			1-3		2-H 2B		BBBB FC5-4 BB	3	0	2	1	1	0	0
Randy Hundley, R (1, 2) OBP: 0.259, SLG: 0.305		L6 3-H			SSS K		SSS K		FC5-4 FC5-4 1-2f	4	0	0	0	0	2	4
Paul Popovich, S (1, 6) OBP: 0.225, SLG: 0.250			SH3-4 1B		P6-3		F7		SSS K	3	0	1	0	0	0	1
Steve Hamilton, L (7, 1)										1	0	0	0	0	1	1
Jack Aker, R (9, 1)										0	0	0	0	0	0	0
Bill Bonham, R (1, 1) OBP: 0.500, SLG: 0.333										0	0	0	0	0	0	0
Don Kessinger, S (6, PH) OBP: 0.356, SLG: 0.304										1	0	0	0	0	0	0
Tom Phoebus, R (6, 1) OBP: 0.067, SLG: 0.067										0	0	0	0	0	0	0
Ron Santo, R (7, 6) OBP: 0.361, SLG: 0.477			SH3-4 1-2			F8		FC1-5 SH 1B	FC5-4 1-2f	2	0	1	0	0	0	1
Inning Stats	R: 0 E: 0 K: 0 S: 3 H: 0 LOB: 0 BB: 0 P: 3	R: 0 E: 0 K: 1 S: 6 H: 2 LOB: 1 BB: 0 P: 6	R: 0 E: 0 K: 0 S: 4 H: 1 LOB: 1 BB: 0 P: 4	R: 0 E: 0 K: 1 S: 5 H: 1 LOB: 0 BB: 0 P: 5	R: 0 E: 0 K: 1 S: 5 H: 0 LOB: 0 BB: 0 P: 5	R: 0 E: 0 K: 0 S: 4 H: 1 LOB: 1 BB: 0 P: 4	R: 1 E: 0 K: 1 S: 7 H: 2 LOB: 1 BB: 0 P: 7	R: 2 E: 0 K: 2 S: 10 H: 2 LOB: 1 BB: 0 P: 10	R: 0 E: 0 K: 1 S: 5 H: 0 LOB: 1 BB: 1 P: 9	1B: 5 2B: 4 3B: 0 HR: 0	SF: 0 SAC: 2 DP: 0 HBP: 0						

PITCHER		IP	WLS	BF	H	R	ER	SO	BB	IBB	HBP	BLK	WP	HR	S	P	ERA	WHIP
Jon Matlack, L ERA: 2.05	(1, 1)	7.0		26	7	1	1	4	0	0	0	0	0	0	34	34	1.29	1.000
Danny Frisella, R ERA: 2.6	(8, 1)	2.0	L	10	2	2	2	3	1	0	0	0	1	0	15	19	9.00	1.500

PITCHER		IP	WLS	BF	H	R	ER	SO	BB	IBB	HBP	BLK	WP	HR	S	P	ERA	WHIP

Chicago Cubs @ New York Mets

Shea Stadium, Flushing, NY

Sat Aug 05 1972, 3:33 AM EDT

Att. 34,266 - Unknown - 68 F

TOP

livebaseballscorecards.com

AB	33
R	3
H	9
RBI	3
BB	1
SO	7
LOB	17

1B: 5	SF: 0	WP: 1	PA: 36
2B: 4	SAC: 2	PB: 0	
3B: 0	DP: 0	SB: 0	
HR: 0	HBP: 0	CS: 1	

BOTTOM

Batter	1	2	3	4	5	6	7	8	9	AB	R	H	RBI	BB	SO	LOB
Tommie Agee, R (1, 8) (8, 9) OBP: 0.342, SLG: 0.406	BBBB 4-0 S 1B 1B BB		SSS 0-3 ① K		X 0-0 ② 2-3		X 0-0 ① 5-3		H 1-0 L4-3 HBP	3	1	0	0	1	1	0
Wayne Garrett, L (1, 5) OBP: 0.366, SLG: 0.275	X 0-0 S 1-2 1B 1B		X 0-0 ② P4		BBBB 4-0 1B BB		X 0-0 ② 4-3		X 0-0 ②③ L4-3 1-2	4	1	1	0	1	0	1
Dave Marshall, L (1, 9) OBP: 0.320, SLG: 0.345 Danny Frisella, L (8, 1) OBP: 0.250, SLG: 0.250	X 0-0 ① F8		X 0-0 ③ 4-3		X 0-0 FC4-6 1-2 1B		BBBB 4-0 1B BB			3 0	0 0	1 0	0 0	1 0	0 0	2 0
Cleon Jones, R (1, 7) OBP: 0.328, SLG: 0.354	X 0-0 P6-3 1-H 2-H 1B			SSS 0-3 ① K	X 0-0 ③ FC4-6 1-2f		X 0-0 1-2 1B			4	0	2	2	0	1	2
John Milner, L (1, 3) OBP: 0.333, SLG: 0.420 Willie Mays, R (7, PH) (8, 8) OBP: 0.420, SLG: 0.389	X 0-0 ②③ P6-3 1-2f			X 0-0 ② F7	X 0-0 ① G3	X 0-0 ③ L7				3 1	0 0	0 0	0 0	0 0	0 0	1 2
Jim Fregosi, R (1, 6) OBP: 0.299, SLG: 0.348		X 0-0 ① 4-3		X 0-0 1B 1B	X 0-0 1B FC5-2-5-1 1B		X 0-0 ① P6			4	0	2	0	0	0	0
Ken Boswell, L (1, 4) OBP: 0.229, SLG: 0.237		X 0-0 ② F9		X 0-0 1-2 1B	X 0-0 FC5-2-5-1 1-3 1B		X 0-0 ② F2			4	0	2	0	0	0	0
Duffy Dyer, R (1, 2) OBP: 0.310, SLG: 0.422		X 0-0 1B		X 0-0 ③ F9	X 0-0 ② FC5-2-5-1 1-3 3-H		SSS 0-3 ③ K			4	0	1	0	0	1	4
Jon Matlack, L (1, 1) OBP: 0.246, SLG: 0.176 Ed Kranepool, L (8, 3) OBP: 0.306, SLG: 0.335 Jim Beauchamp, R (9, PH) OBP: 0.200, SLG: 0.193		SSS 0-3 ③ K			SSS 0-3 ① K	X 0-0 ③ 4-3			X 0-0 ① F2	3 0 1	0 0 0	0 0 0	0 0 0	0 0 0	2 0 0	3 0 0
Inning Stats	R: 2 E: 0 K: 0 S: 4 H: 2 LOB: 0 BB: 1 P: 8	R: 0 E: 0 K: 1 S: 6 H: 1 LOB: 1 BB: 0 P: 6	R: 0 E: 0 K: 1 S: 5 H: 0 LOB: 0 BB: 0 P: 5	R: 0 E: 0 K: 1 S: 7 H: 2 LOB: 2 BB: 0 P: 7	R: 0 E: 0 K: 1 S: 6 H: 1 LOB: 2 BB: 1 P: 10	R: 0 E: 0 K: 0 S: 5 H: 2 LOB: 2 BB: 0 P: 5	R: 0 E: 0 K: 0 S: 4 H: 1 LOB: 2 BB: 1 P: 8	R: 0 E: 0 K: 1 S: 5 H: 0 LOB: 0 BB: 0 P: 5	R: 0 E: 0 K: 0 S: 2 H: 0 LOB: 0 BB: 0 P: 3	1B: 9 2B: 1 3B: 0 HR: 0 SF: 0 SAC: 0 DP: 2 HBP: 1						

PITCHER		IP	WLS	BF	H	R	ER	SO	BB	IBB	HBP	BLK	WP	HR	S	P	ERA	WHIP
Bill Bonham, R ERA: 4.0	(1, 1)	5.0		22	6	2	2	4	2	0	0	0	0	0	28	36	3.60	1.600
Tom Phoebus, R ERA: 3.25	(6, 1)	1.2		9	3	0	0	0	1	0	0	0	0	0	8	12	0.00	2.400
Steve Hamilton, L ERA: 2.08	(7, 1)	1.1	W	4	0	0	0	1	0	0	0	0	0	0	6	6	0.00	0.000
Jack Aker, R ERA: 2.66	(9, 1)	1.0	S	3	0	0	0	0	0	0	1	0	0	0	2	3	0.00	0.000

PITCHER	IP	WLS	BF	H	R	ER	SO	BB	IBB	HBP	BLK	WP	HR	S	P	ERA	WHIP

Chicago Cubs @ New York Mets

Shea Stadium, Flushing, NY

Sat Aug 05 1972, 3:33 AM EDT

Att. 34,266 - Unknown - 68 F

livebaseballscorecards.com

AB	34
R	2
H	9
RBI	2
BB	3
SO	5
LOB	15

Chicago Cubs @ New York Mets

Shea Stadium, Flushing, NY

Sun Aug 06 1972, 3:33 AM EDT

Att. 37,867 - Sunny

TOP

livebaseballscorecards.com

Batter	1	2	3	4	5	6	7	8	9	AB	R	H	RBI	BB	SO	LOB
Don Kessinger, S (1, 6) OBP: 0.359, SLG: 0.310	G4-6-3 1B		4-3		BB			2B		3	0	2	0	1	0	0
Glenn Beckert, R (1, 4) OBP: 0.292, SLG: 0.341	G4-6-3 1-2f		5-3		F8			6-3		3	0	0	0	0	0	2
Tom Phoebus, R (5, 1) OBP: 0.067, SLG: 0.067										0	0	0	0	0	0	0
Carmen Fanzone, R (8, PH) OBP: 0.354, SLG: 0.423										1	0	0	0	0	0	1
Steve Hamilton, L (8, 1)										0	0	0	0	0	0	0
Billy Williams, L (1, 7) OBP: 0.389, SLG: 0.581	2B			1B FC6-4 BB		4-3		K		3	1	1	0	1	1	1
Jim Hickman, R (1, 3) OBP: 0.387, SLG: 0.466	5-3			K		K			F8	4	0	0	0	0	2	2
Ron Santo, R (1, 5) OBP: 0.365, SLG: 0.490		E8 1B		FC6-4 1-3 1B		K			HR	4	1	3	1	0	1	0
Jose Cardenal, R (1, 8) OBP: 0.336, SLG: 0.442		L9		FC6-4 1-2f 3-H			K		P3	4	0	0	1	0	1	2
Tommy Davis, R (1, 9) OBP: 0.292, SLG: 0.304		F9		F8			G1-6-3 1B		4-3	4	0	1	0	0	0	2
Randy Hundley, R (1, 2) OBP: 0.258, SLG: 0.303		5-3			F9		G1-6-3 1-2f			2	0	0	0	0	0	1
Ken Rudolph, R (5, 2) OBP: 0.233, SLG: 0.310										1	0	0	0	0	0	1
Burt Hooton, R (1, 1) OBP: 0.161, SLG: 0.115			K		F9			F8		1	0	0	0	0	1	0
Dan McGinn, L (3, 1) OBP: 0.286, SLG: 0.571										0	0	0	0	0	0	0
Paul Popovich, S (5, PH) OBP: 0.220, SLG: 0.244										2	0	0	0	0	0	0
(5, 4)																

Inning Stats	1	2	3	4	5	6	7	8	9
	R: 0 E: 0 K: 0 S: 4	R: 0 E: 1 K: 0 S: 4	R: 0 E: 0 K: 1 S: 5	R: 1 E: 0 K: 1 S: 6	R: 0 E: 0 K: 0 S: 3	R: 0 E: 0 K: 2 S: 7	R: 0 E: 0 K: 1 S: 5	R: 0 E: 0 K: 1 S: 6	R: 1 E: 0 K: 0 S: 4
	H: 2 LOB: 1 BB: 0 P: 4	H: 1 LOB: 1 BB: 0 P: 4	H: 0 LOB: 0 BB: 0 P: 5	H: 1 LOB: 1 BB: 1 P: 10	H: 0 LOB: 1 BB: 1 P: 7	H: 0 LOB: 0 BB: 0 P: 7	H: 1 LOB: 0 BB: 0 P: 5	H: 1 LOB: 1 BB: 0 P: 6	H: 1 LOB: 0 BB: 0 P: 4

AB	32
R	2
H	7
RBI	2
BB	2
SO	6
LOB	12

1B: 4	SF: 0
2B: 2	SAC: 0
3B: 0	DP: 2
HR: 1	HBP: 0

WP: 0	PA: 34
PB: 0	
SB: 0	
CS: 0	

PITCHER	IP	WLS	BF	H	R	ER	SO	BB	IBB	HBP	BLK	WP	HR	S	P	ERA	WHIP
Jerry Koosman, L (1, 1) ERA: 3.65	9.0	W	34	7	2	2	6	2	0	0	0	0	1	44	52	2.00	1.000

PITCHER	IP	WLS	BF	H	R	ER	SO	BB	IBB	HBP	BLK	WP	HR	S	P	ERA	WHIP

Chicago Cubs @ New York Mets

Shea Stadium, Flushing, NY

Sun Aug 06 1972, 3:33 AM EDT

Att. 37,867 - Sunny

BOTTOM

Batter	1	2	3	4	5	6	7	8	9	AB	R	H	RBI	BB	SO	LOB
Tommie Agee, R (1, 9) OBP: 0.345, SLG: 0.403	K	BB	K			2B BB	P6	K		2	1	0	0	2	2	1
Dave Schneck, L (7, 9) OBP: 0.268, SLG: 0.355 (8, 8)										2	0	0	0	0	1	2
Wayne Garrett, L (1, 5) OBP: 0.372, SLG: 0.272	HR BB	K		3-1		2B 2B BB	BB			2	2	0	0	3	1	2
Willie Mays, R (1, 8) OBP: 0.419, SLG: 0.383	F9		K	PB 4-3 BB		K	1-2 BB			3	0	0	0	2	2	3
Jim Beauchamp, R (7, PR) OBP: 0.200, SLG: 0.193 (8, 3)										0	0	0	0	0	0	0
Cleon Jones, R (1, 7) OBP: 0.335, SLG: 0.376	1-H HR		WP 3B 1B	4-3 1-2		1-3 2-H 2B 2B	K			4	3	3	3	0	0	1
Dave Marshall, L (7, 7) OBP: 0.316, SLG: 0.341 (8, 9)										1	0	0	0	0	1	2
John Milner, L (1, 3) OBP: 0.339, SLG: 0.446 (8, 7)	HR		1-H 1B 3B	F7 2-3		2B F5 IBB	G3			4	3	2	2	1	0	3
Jim Fregosi, R (1, 6) OBP: 0.307, SLG: 0.358	K		E 1B IBB			1B BB	1-3 2-H 3-H 2B	1B 2B		3	1	2	2	2	1	0
Ted Martinez, R (8, PR) OBP: 0.260, SLG: 0.283 (9, 6)										0	1	0	0	0	0	0
Ken Boswell, L (1, 4) OBP: 0.234, SLG: 0.238		F9	E9 1-H 3-H 1B 1B			F5	BB	2-H 1B		3	1	1	1	1	0	1
Lute Barnes, R (7, 4) OBP: 1.000, SLG: 1.000										1	0	1	1	0	0	0
Duffy Dyer, R (1, 2) OBP: 0.317, SLG: 0.424		SH3-4 BB	SH1-4 3-H 1B			P6-4-3 1-2 1B	F5 3-H	L6		4	0	2	2	1	0	4
Jerry Koosman, R (1, 1) OBP: 0.088, SLG: 0.088		SH3-4 1-2	SH1-4 1-2			P6-4-3 1-2f	K	K		3	0	0	0	0	2	6
Inning Stats	R: 3 E: 0 K: 2 S: 9 H: 2 LOB: 0 BB: 1 P: 13	R: 0 E: 0 K: 1 S: 5 H: 0 LOB: 2 BB: 2 P: 13	R: 4 E: 1 K: 2 S: 11 H: 4 LOB: 1 BB: 1 P: 15	R: 0 E: 0 K: 0 S: 3 H: 0 LOB: 1 BB: 1 P: 7	R: 0 E: 0 K: 0 S: 3 H: 1 LOB: 1 BB: 1 P: 7	R: 4 E: 0 K: 2 S: 9 H: 2 LOB: 2 BB: 4 P: 25	R: 0 E: 0 K: 1 S: 5 H: 0 LOB: 2 BB: 2 P: 13	R: 1 E: 0 K: 2 S: 9 H: 2 LOB: 2 BB: 0 P: 9		1B: 5 2B: 3 3B: 1 HR: 2 SF: 0 SAC: 2 DP: 1 HBP: 0						

livebaseballscorecards.com

AB	32
R	12
H	11
RBI	11
BB	12
SO	10
LOB	25

WP: 1 PA: 46
PB: 1
SB: 0
CS: 0

PITCHER		IP	WLS	BF	H	R	ER	SO	BB	IBB	HBP	BLK	WP	HR	S	P	ERA	WHIP
Burt Hooton, R ERA: 2.75	(1, 1)	2.1	L	14	4	5	5	4	3	0	0	0	1	2	19	31	19.29	3.000
Dan McGinn, L ERA: 4.04	(3, 1)	1.2		9	2	2	1	1	1	1	0	0	0	0	9	17	5.40	1.800
Tom Phoebus, R ERA: 3.6	(5, 1)	3.0		18	3	4	4	3	6	1	0	0	0	0	17	45	12.00	3.000
Steve Hamilton, L ERA: 2.57	(8, 1)	1.0		5	2	1	1	2	0	0	0	0	0	0	9	9	9.00	2.000

PITCHER	IP	WLS	BF	H	R	ER	SO	BB	IBB	HBP	BLK	WP	HR	S	P	ERA	WHIP

Batter	1	2	3	4	5	6	7	8	9	10	11	12	13	AB	R	H	RBI	BB	SO	LOB
Tommie Agee, R (1, 8) OBP: 0.344, SLG: 0.397	K		1-3	P3			K		BB			K BB		4	0	0	0	2	2	1
Wayne Garrett, L (1, 5) OBP: 0.381, SLG: 0.297	HR		BB BB 1B		F8		4-3		1-2 2-3 BB			1-2 BB		4	1	2	1	2	0	0
Dave Marshall, L (1, 9) OBP: 0.298, SLG: 0.319	F7		F8		F8			K	F8			2-3 K		6	0	0	0	0	2	6
Cleon Jones, R (1, 7) OBP: 0.335, SLG: 0.370	BB		1-2 BB		4-3			G1		K				4	0	0	0	2	2	1
John Milner, L (1, 3) OBP: 0.339, SLG: 0.440	F5		1-2 2-3 BB			F9		F7		4-3			G3-6-3 1B	5	0	1	0	1	0	1
Ken Boswell, L (1, 4) OBP: 0.236, SLG: 0.245		P6	4-3			S 1B			2B 2B	F9			G3-6-3 1-2f	6	1	2	0	0	0	4
Duffy Dyer, R (1, 2) OBP: 0.323, SLG: 0.438		1B		K		F3 1-2			FC1-5 2-H 2B		K		2B	6	0	3	1	0	2	1
Ted Martinez, R (1, 6) OBP: 0.253, SLG: 0.276		F8		K		G3			FC1-5 BB SH1 2-3		F2		K	6	0	0	0	0	2	4
Tom Seaver, R (1, 1) OBP: 0.222, SLG: 0.310		K		2B			K		SH1 1-2		K			3	0	1	0	0	2	1
Tug McGraw, R (9, 1) OBP: 0.143, SLG: 0.077														1	0	0	0	0	1	0
Inning Stats	R: 1 E: 0 K: 1 S: 6	H: 1 LOB: 1 BB: 1 P: 10	R: 0 E: 0 K: 1 S: 6	H: 1 LOB: 1 BB: 0 P: 6	R: 0 E: 0 K: 0 S: 4	H: 1 LOB: 3 BB: 2 P: 12	R: 0 E: 0 K: 2 S: 8	H: 1 LOB: 1 BB: 0 P: 8	R: 0 E: 0 K: 0 S: 3	H: 0 LOB: 0 BB: 0 P: 3	R: 0 E: 0 K: 0 S: 4	H: 1 LOB: 1 BB: 0 P: 4	R: 0 E: 0 K: 2 S: 7	H: 0 LOB: 0 BB: 0 P: 7	R: 0 E: 0 K: 1 S: 5	H: 0 LOB: 0 BB: 0 P: 5	R: 1 E: 0 K: 0 S: 5	H: 2 LOB: 3 BB: 2 P: 13	R: 0 E: 0 K: 1 S: 5	H: 0 LOB: 0 BB: 0 P: 5	R: 0 E: 0 K: 2 S: 7	H: 0 LOB: 0 BB: 0 P: 7	R: 0 E: 0 K: 2 S: 6	H: 0 LOB: 1 BB: 2 P: 14	R: 0 E: 0 K: 1 S: 6	H: 2 LOB: 1 BB: 0 P: 6	1B: 4 2B: 4 3B: 0 HR: 1	SF: 0 SAC: 1 DP: 1 HBP: 0	WP: 0 PB: 0 SB: 1 CS: 0	PA: 53

PITCHER	IP	WLS	BF	H	R	ER	SO	BB	IBB	HBP	BLK	WP	HR	S	P	ERA	WHIP
Bob Gibson, R (1, 1) ERA: 2.65	10.0		42	7	2	2	8	5	0	0	0	0	1	53	73	1.80	1.200
Diego Segui, R (11, 1) ERA: 2.94	3.0	W	11	2	0	0	5	2	0	0	0	0	0	19	27	0.00	1.333

PITCHER	IP	WLS	BF	H	R	ER	SO	BB	IBB	HBP	BLK	WP	HR	S	P	ERA	WHIP

TOP

New York Mets @ St. Louis Cardinals

Busch Stadium, St. Louis, MO

Mon Aug 07 1972, 7:05 PM CDT

Att. 25,509 - Unknown

livebaseballscorecards.com

AB	45
R	2
H	9
RBI	2
BB	7
SO	13
LOB	19

New York Mets @ St. Louis Cardinals

Busch Stadium, St. Louis, MO

Mon Aug 07 1972, 7:05 PM CDT

Att. 25,509 - Unknown

livebaseballscorecards.com

BOTTOM

Batter	1	2	3	4	5	6	7	8	9	10	11	12	13	AB	R	H	RBI	BB	SO	LOB
Lou Brock, L (1, 7) OBP: 0.349, SLG: 0.397	BBBB 4-0 S 1B BB		x 0-0 ② F7	x 0-0 ③ 1-3			x 0-0 2B			SSS 0-3 ① K		x 0-0 ③ F8		5	1	1	0	1	1	3
Ted Sizemore, R (1, 4) OBP: 0.322, SLG: 0.352	SSS 0-3 ① K 1-2		x 0-0 1B		x 0-0 E7 1B		x 0-0 ② 6-3			BBBB 4-0 BB			x 0-0 IHR	5	1	3	1	1	1	2
Bernie Carbo, L (1, 9) OBP: 0.391, SLG: 0.337	SSS 0-3 ② K		x 0-0 ③ 5-3		SSS 0-3 ① K		x 0-0 ③ F5			SSS 0-3 ② K				4	0	0	0	0	2	4
Luis Melendez, R (10, PH) (11, 9) OBP: 0.295, SLG: 0.346														1	0	0	0	0	1	1
Joe Torre, R (1, 5) OBP: 0.358, SLG: 0.458	x 0-0 2-H 1B			x 0-0 BB 1B BB 1B	SSS 0-3 ② K			x 0-0 ① 5-3		SSS 0-3 ③ K				5	1	2	1	0	2	2
Ted Simmons, S (1, 2) OBP: 0.322, SLG: 0.454	x 0-0 ③ P6			x 0-0 BB BB 1-2 1B	x 0-0 G3			x 0-0 ② 6-3			SSS 0-3 ① K			5	0	1	0	0	1	2
Matty Alou, L (1, 3) OBP: 0.355, SLG: 0.399		x 0-0 CS 1B		x 0-0 ① F9		x 0-0 ① 1-3		x 0-0 ③ F9			x 0-0 ② F7			5	0	1	0	0	0	2
Jose Cruz, L (1, 8) OBP: 0.287, SLG: 0.278	SSS 0-3 ① K			BBBB 4-0 1-2 2-3 BB BB		SSS 0-3 ② K			x 0-0 ① G3		x 0-0 ③ 1-3			4	0	0	0	1	2	1
Dal Maxvill, R (1, 6) OBP: 0.298, SLG: 0.273	SSS 0-3 ② ③ K 1-2			BBBB 4-0 1-2 2-3 3-H BB		SSS 0-3 ③ K			x 0-0 ② F8			x 0-0 ① 6-3		4	0	0	1	1	2	1
Bob Gibson, R (1, 1) OBP: 0.190, SLG: 0.429		x 0-0 ① 6-3	SSS 0-3 ② K				x 0-0 ① F9		SSS 0-3 ③ K			SSS 0-3 ② K		4	0	0	0	0	2	3
Diego Segui, R (11, 1) OBP: 0.091, SLG: 0.091														1	0	0	0	0	1	0
Inning Stats	R: 1 E: 0 K: 2 S: 8 H: 1 LOB: 1 BB: 1 P: 12	R: 0 E: 0 K: 2 S: 7 H: 1 LOB: 1 BB: 0 P: 7	R: 0 E: 0 K: 0 S: 4 H: 1 LOB: 1 BB: 0 P: 4	R: 1 E: 0 K: 1 S: 7 H: 2 LOB: 3 BB: 2 P: 15	R: 0 E: 1 K: 2 S: 8 H: 1 LOB: 1 BB: 0 P: 8	R: 0 E: 0 K: 2 S: 7 H: 0 LOB: 0 BB: 0 P: 7	R: 0 E: 0 K: 0 S: 4 H: 1 LOB: 1 BB: 0 P: 4	R: 0 E: 0 K: 0 S: 3 H: 0 LOB: 0 BB: 0 P: 3	R: 0 E: 0 K: 1 S: 5 H: 0 LOB: 0 BB: 0 P: 5	R: 0 E: 0 K: 3 S: 9 H: 0 LOB: 1 BB: 1 P: 13	R: 0 E: 0 K: 1 S: 5 H: 0 LOB: 0 BB: 0 P: 5	R: 0 E: 0 K: 1 S: 5 H: 0 LOB: 0 BB: 0 P: 5	R: 1 E: 0 K: 0 S: 1 H: 1 LOB: 0 BB: 0 P: 1	1B: 6 2B: 2 3B: 0 HR: 1 SF: 0 SAC: 0 DP: 1 HBP: 0						

PITCHER		IP	WLS	BF	H	R	ER	SO	BB	IBB	HBP	BLK	WP	HR	S	P	ERA	WHIP
Tom Seaver, R ERA: 3.19	(1, 1)	8.0		33	7	2	2	9	3	0	0	0	0	0	48	60	2.25	1.250
Tug McGraw, L ERA: 1.86	(9, 1)	4.0	L	14	1	1	1	6	1	0	0	0	0	0	25	29	2.25	0.500

PITCHER	IP	WLS	BF	H	R	ER	SO	BB	IBB	HBP	BLK	WP	HR	S	P	ERA	WHIP

AB	43
R	3
H	8
RBI	3
BB	4
SO	15
LOB	21

New York Mets @ St. Louis Cardinals

Busch Stadium, St. Louis, MO

Tue Aug 08 1972, 7:05 PM CDT

Att. 22,272 - Unknown

TOP

livebaseballscorecards.com

Batter	1	2	3	4	5	6	7	8	9	AB	R	H	RBI	BB	SO	LOB
Tommie Agee, R (1, 9) OBP: 0.342, SLG: 0.391	1-3		F8	BB 1-2 2-3		P3		F8		4	0	0	0	1	0	1
Wayne Garrett, L (1, 5) OBP: 0.386, SLG: 0.321	3B		F7	F9		1-3 SF8-6-3 2B		BB		4	0	2	0	1	0	3
Willie Mays, R (1, 8) OBP: 0.415, SLG: 0.376	6-3			6-3	P4	IBB SF8-6-3		K		4	0	0	0	1	1	2
Ed Kranepool, L (1, 3) OBP: 0.308, SLG: 0.339	F7			1B WP	1B E	1-2 2-3 3-H SF8-6-3			6-3	4	1	2	1	0	0	1
John Milner, L (1, 7) OBP: 0.340, SLG: 0.453		HR		1B 2B 1-H	K		K		K	5	2	2	2	0	3	1
Ken Boswell, L (1, 4) OBP: 0.248, SLG: 0.256		P6		2B 1-3	E8 1B 1-3		BB S		BB	3	1	2	0	2	0	0
Duffy Dyer, R (1, 2) OBP: 0.325, SLG: 0.430		K		BB 1B	IBB		K 1-2		K	3	0	0	0	2	3	2
Ted Martinez, R (1, 6) OBP: 0.253, SLG: 0.275		1-3		BB 1-2 2-H 3-H	K		6-3			4	0	1	2	0	1	4
Gary Gentry, R (1, 1) OBP: 0.205, SLG: 0.150			F8	F7		2B SF8-6-3 1B		L3		0	0	0	0	0	0	0
Ray Sadecki, L (1, 1) OBP: 0.222, SLG: 0.222										3	1	1	0	0	0	2
Danny Frisella, L (7, 1) OBP: 0.200, SLG: 0.200										1	0	0	0	0	0	0
Inning Stats	R: 0 E: 0 K: 0 S: 4 H: 1 LOB: 1 BB: 0 P: 4	R: 1 E: 0 K: 1 S: 6 H: 1 LOB: 0 BB: 0 P: 6	R: 0 E: 0 K: 0 S: 3 H: 0 LOB: 0 BB: 0 P: 3	R: 3 E: 0 K: 0 S: 7 H: 4 LOB: 3 BB: 2 P: 15	R: 0 E: 1 K: 2 S: 9 H: 2 LOB: 3 BB: 1 P: 13	R: 1 E: 0 K: 0 S: 4 H: 2 LOB: 1 BB: 1 P: 8	R: 0 E: 0 K: 2 S: 7 H: 0 LOB: 1 BB: 1 P: 11	R: 0 E: 0 K: 1 S: 5 H: 0 LOB: 1 BB: 1 P: 9	R: 0 E: 0 K: 2 S: 7 H: 0 LOB: 1 BB: 1 P: 11	1B: 6 2B: 3 3B: 1 HR: 1 SF: 1 SAC: 0 DP: 1 HBP: 0							

	AB	35
	R	5
	H	10
	RBI	5
	BB	7
	SO	8
	LOB	16

WP: 1 PB: 0 SB: 1 CS: 0 PA: 43

PITCHER		IP	WLS	BF	H	R	ER	SO	BB	IBB	HBP	BLK	WP	HR	S	P	ERA	WHIP
Rick Wise, R (1, 1) ERA: 3.73		3.2		19	6	4	4	1	2	0	0	0	1	1	19	27	9.82	2.182
Joe Grzenda, L (4, 1) ERA: 4.08		1.0		5	2	0	0	1	0	0	0	0	0	0	7	7	0.00	2.000
Moe Drabowsky, R (5, 1) ERA: 2.7		0.2		6	2	1	1	1	0	2	0	0	0	0	6	14	13.50	3.000
John Cumberland, L (6, 1) ERA: 8.03		0.2		1	0	0	0	0	0	0	0	0	0	0	1	1	0.00	0.000
Dennis Higgins, R (7, 1) ERA: 4.26		3.0	W	12	0	0	0	5	3	0	0	0	0	0	19	31	0.00	1.000

PITCHER	IP	WLS	BF	H	R	ER	SO	BB	IBB	HBP	BLK	WP	HR	S	P	ERA	WHIP

New York Mets @ St. Louis Cardinals

Busch Stadium, St. Louis, MO

Tue Aug 08 1972, 7:05 PM CDT

Att. 22,272 - Unknown

livebaseballscorecards.com

BOTTOM

Batter	1	2	3	4	5	6	7	8	9	AB	R	H	RBI	BB	SO	LOB
Lou Brock, L (1, 7) OBP: 0.350, SLG: 0.398	0-0 S E 1B	0-0 ① F8		0-0 1B			0-3 ① K			4	1	2	0	0	1	0
Ted Sizemore, R (1, 4) OBP: 0.321, SLG: 0.348	0-0 E5 1B 1-H	0-0 ② F9		0-0 ② F3			4-0 G4-6-3 BB			3	1	0	0	1	0	1
Bernie Carbo, L (1, 9) OBP: 0.389, SLG: 0.335	0-0 WP 1B SF9 1B 2-H	0-0 ③ F8		0-0 ③ F8			0-0 ②③ G4-6-3 1-2f			4	1	1	1	0	0	2
Joe Torre, R (1, 5) OBP: 0.362, SLG: 0.461	0-0 WP 1B 1B 1-2		0-0 1B 1B		0-0 G4-6-3 1B			0-0 ① F8		4	1	3	0	0	0	0
Ted Simmons, S (1, 2) OBP: 0.321, SLG: 0.451	B B B B	4-0 1B BB 1-2 2-3	0-0 ① F9		0-0 ①② G4-6-3 1-2f			0-0 ② L9		3	0	0	0	1	0	2
Matty Alou, L (1, 3) OBP: 0.357, SLG: 0.401	0-0 ① P6		0-0 1B 1-2		0-0 ③ F7			0-0 HR 1B		4	1	2	0	0	0	3
Jose Cruz, L (1, 8) OBP: 0.285, SLG: 0.277 Luis Melendez, R (6, PH) OBP: 0.297, SLG: 0.363 (7, 8)	0-0 ② SF9 3-H	0-0 ② F3				0-0 ① F8		0-0 1B HR 1-H		1 2	0 1	0 1	1 2	0 0	0 0	2 0
Dal Maxvill, R (1, 6) OBP: 0.297, SLG: 0.272	0-0 1B 1-3 2-H	0-0 ③ L8				0-0 ② F9		0-0 ③ F8		4	0	1	1	0	0	2
Rick Wise, R (1, 1) OBP: 0.203, SLG: 0.254 Joe Grzenda, R (4, 1) Moe Drabowsky, R (5, 1) John Cumberland, R (6, 1) OBP: 0.091, SLG: 0.091 Jorge Roque, R (6, PH) OBP: 0.154, SLG: 0.083 Dennis Higgins, R (7, 1)	S S S 0-3 ③ K			0-0 ① 4-3		0-0 ③ F9				1 1 0 0 1 0	0 0 0 0 0 0	0 0 0 0 0 0	0 0 0 0 0 0	1 0 0 0 0 0	2 0 0 0 0 0	
Inning Stats	R: 4 E: 1 K: 1 S: 10 H: 4 LOB: 2 BB: 1 P: 14	R: 0 E: 0 K: 0 S: 3 H: 0 LOB: 0 BB: 0 P: 3	R: 0 E: 0 K: 0 S: 5 H: 2 LOB: 2 BB: 0 P: 5	R: 0 E: 0 K: 0 S: 4 H: 1 LOB: 1 BB: 0 P: 4	R: 0 E: 0 K: 0 S: 3 H: 1 LOB: 0 BB: 0 P: 3	R: 0 E: 0 K: 0 S: 3 H: 0 LOB: 0 BB: 0 P: 3	R: 0 E: 0 K: 1 S: 4 H: 0 LOB: 0 BB: 1 P: 8	R: 2 E: 0 K: 0 S: 5 H: 2 LOB: 0 BB: 0 P: 5		1B: 9 2B: 0 3B: 0 HR: 1 SF: 1 SAC: 0 DP: 2 HBP: 0						

	AB	32
	R	6
	H	10
	RBI	5
	BB	2
	SO	2
	LOB	14

WP: 1 PB: 0 SB: 1 CS: 0 PA: 35

PITCHER		IP	WLS	BF	H	R	ER	SO	BB	IBB	HBP	BLK	WP	HR	S	P	ERA	WHIP
Gary Gentry, R ERA: 3.83	(1, 1)	0.2		8	4	4	1	0	1	0	0	0	1	0	7	11	13.50	7.500
Ray Sadecki, L ERA: 2.7	(1, 1)	5.1		19	4	0	0	1	0	0	0	0	0	0	21	21	0.00	0.750
Danny Frisella, R ERA: 2.87	(7, 1)	2.0	L	8	2	2	2	1	1	0	0	0	0	1	9	13	9.00	1.500

PITCHER	IP	WLS	BF	H	R	ER	SO	BB	IBB	HBP	BLK	WP	HR	S	P	ERA	WHIP

New York Mets @ St. Louis Cardinals

Busch Stadium, St. Louis, MO

Wed Aug 09 1972, 7:05 PM CDT

Att. 21,726 - Unknown

TOP

livebaseballscorecards.com

Batter	1	2	3	4	5	6	7	8	9	AB	R	H	RBI	BB	SO	LOB
Tommie Agee, R (1, 8) OBP: 0.335, SLG: 0.382	S S S 0-3 K	S S S 0-3 K		x 0-0 G6-4-3 1-2f		x 0-0 6-3		x 0-0 F7	S S S 0-3 K	6	0	0	0	0	3	4
Wayne Garrett, L (1, 5) OBP: 0.396, SLG: 0.327	B B B B 4-0 BB 1B BB	B B B B 4-0 1B BB			x 0-0 1B		x 0-0 1B 1B	x 0-0 F8		3	2	2	0	2	0	0
Dave Marshall, L (1, 9) OBP: 0.321, SLG: 0.330	B B B B 4-0 BB 1B SF7 1-2 BB	x 0-0 1-3 2-H 1B			x 0-0 F7		x 0-0 BB 1B 1B 1-2 1B	B B B B 4-0 2B BB		3	3	2	1	2	0	1
Ed Kranepool, L (1, 3) OBP: 0.315, SLG: 0.351	x 0-0 SF7 BB 1-2 2-H 1B	x 0-0 F8			x 0-0 F8		x 0-0 1B BB G5-2-3 1-2 2-H 1B	x 0-0 1-H 2B		5	0	3	3	0	0	3
John Milner, L (1, 7) OBP: 0.341, SLG: 0.447	B B B B 4-0 E 1-2 2-3 BB		x 0-0 4-3		x 0-0 4-3		B B B B 4-0 G5-2-3 1B 1-2 2-3 BB	S S S 0-3 K		3	0	0	0	2	1	2
Ken Boswell, L (1, 4) OBP: 0.255, SLG: 0.275	x 0-0 SF7 1-2 2-3 3-H		x 0-0 6-3			x 0-0 HR	x 0-0 G5-2-3 1-2 2-3 3-H 1B		B B B B 4-0 FC2-5 1B BB	3	1	2	3	1	0	0
Duffy Dyer, R (1, 2) OBP: 0.317, SLG: 0.418	x 0-0 5-3		x 0-0 5-3			x 0-0 P6	x 0-0 G5-2-3 1-2 2-3 3-Hf		x 0-0 L5	5	0	0	0	0	0	6
Lute Barnes, R (1, 6) OBP: 0.833, SLG: 1.250		B B B B 4-0 SH3-4 1B BB		x 0-0 F3		x 0-0 SH2-4 3B	I I I I 4-0 IBB		x 0-0 FC2-5 1-2 1B	3	2	2	0	2	0	0
Jim McAndrew, R (1, 1) OBP: 0.100, SLG: 0.036		x 0-0 SH3-4 1-2		B B B B 4-0 G6-4-3 BB		x 0-0 SH2-4 3-H	x 0-0 6-3		x 0-0 FC2-5 1-2 2-3f	2	0	0	1	1	0	5
Inning Stats	R: 2 H: 1 E: 1 LOB: 2 K: 1 BB: 3 S: 6 P: 18	R: 1 H: 1 E: 0 LOB: 2 K: 1 BB: 2 S: 6 P: 14	R: 0 H: 0 E: 0 LOB: 0 K: 0 BB: 0 S: 3 P: 3	R: 0 H: 0 E: 0 LOB: 0 K: 0 BB: 1 S: 2 P: 6	R: 0 H: 1 E: 0 LOB: 1 K: 0 BB: 0 S: 4 P: 4	R: 2 H: 2 E: 0 LOB: 0 K: 0 BB: 0 S: 5 P: 5	R: 2 H: 4 E: 0 LOB: 3 K: 0 BB: 2 S: 6 P: 14	R: 1 H: 1 E: 0 LOB: 1 K: 1 BB: 1 S: 6 P: 10	R: 0 H: 1 E: 0 LOB: 2 K: 1 BB: 1 S: 6 P: 10	1B: 8 SF: 1 2B: 1 SAC: 2 3B: 1 DP: 2 HR: 1 HBP: 0						

	AB	33
	R	8
	H	11
	RBI	8
	BB	10
	SO	4
	LOB	21

WP: 0 PA: 46
PB: 0
SB: 0
CS: 0

PITCHER		IP	WLS	BF	H	R	ER	SO	BB	IBB	HBP	BLK	WP	HR	S	P	ERA	WHIP
Don Durham, R ERA: 5.56	(1, 1)	1.2	L	11	1	3	3	2	5	0	0	0	0	0	10	30	16.20	3.600
John Cumberland, L ERA: 8.06	(2, 1)	4.1		19	6	4	4	0	1	0	0	0	0	1	18	22	8.31	1.615
Ray Bare, R ERA:	(7, 1)	1.0		6	2	0	0	0	1	1	0	0	0	0	4	12	0.00	3.000
Joe Grzenda, L ERA: 4.25	(8, 1)	1.0		5	1	1	1	1	1	0	0	0	0	0	6	10	9.00	2.000
Moe Drabowsky, R ERA: 2.6	(9, 1)	1.0		5	1	0	0	1	1	0	0	0	0	0	6	10	0.00	2.000

PITCHER	IP	WLS	BF	H	R	ER	SO	BB	IBB	HBP	BLK	WP	HR	S	P	ERA	WHIP

New York Mets @ St. Louis Cardinals

Busch Stadium, St. Louis, MO

Wed Aug 09 1972, 7:05 PM CDT

Att. 21,726 - Unknown

livebaseballscorecards.com

Batter	1	2	3	4	5	6	7	8	9	AB	R	H	RBI	BB	SO	LOB
Matty Alou, L (1, 3) OBP: 0.356, SLG: 0.402	4-3		P3		F3			3-1 2B		4	0	1	0	0	0	0
Ted Sizemore, R (1, 4) OBP: 0.317, SLG: 0.343	F7		P3			1-3		F7		4	0	0	0	0	0	1
Bernie Carbo, L (1, 9) OBP: 0.386, SLG: 0.338	F9		K			1B 2B		3-1 2-3		4	1	1	0	0	1	1
Joe Torre, R (1, 5) OBP: 0.360, SLG: 0.461		2B 2B		F9		F9		F8		4	1	1	0	0	0	2
Ted Simmons, S (1, 2) OBP: 0.323, SLG: 0.454		F9 FC6-4 2-H 2B		F9		2-H 1B			4-3	4	1	2	2	0	0	0
Luis Melendez, R (1, 7) OBP: 0.305, SLG: 0.369		FC6-4 BB		BB		F7			2B	2	0	1	0	2	0	1
Jose Cruz, L (1, 8) OBP: 0.281, SLG: 0.272		F9 2-3		P3			F8		P4	4	0	0	0	0	0	4
Dal Maxvill, R (1, 6) OBP: 0.292, SLG: 0.268		FC6-4 FC6-4 1-2f 3-H			F9		K		F9	4	0	0	1	0	1	2
Don Durham, R (1, 1) OBP: 0.500, SLG: 1.000		FC6-4 1-2f			K		F3			0	0	0	0	0	0	0
John Cumberland, R (2, 1) OBP: 0.077, SLG: 0.077										2	0	0	0	0	1	1
Ray Bare, R (7, 1)										0	0	0	0	0	0	0
Ed Crosby, L (7, PH) OBP: 0.271, SLG: 0.259										1	0	0	0	0	0	0
Joe Grzenda, R (8, 1)										0	0	0	0	0	0	0
Moe Drabowsky, R (9, 1)										0	0	0	0	0	0	0

Inning Stats	1	2	3	4	5	6	7	8	9	
	R: 0 H: 0	R: 2 H: 2	R: 0 H: 0	R: 0 H: 0	R: 0 H: 0	R: 1 H: 2	R: 0 H: 0	R: 0 H: 1	R: 0 H: 1	1B: 1 SF: 0
	E: 0 LOB: 0	E: 0 LOB: 1	E: 0 LOB: 0	E: 0 LOB: 1	E: 0 LOB: 0	E: 0 LOB: 1	E: 0 LOB: 0	E: 0 LOB: 1	E: 0 LOB: 1	2B: 5 SAC: 0
	K: 0 BB: 0	K: 0 BB: 1	K: 1 BB: 0	K: 0 BB: 1	K: 1 BB: 0	K: 0 BB: 0	K: 1 BB: 0	K: 0 BB: 0	K: 0 BB: 0	3B: 0 DP: 0
	S: 3 P: 3	S: 5 P: 9	S: 5 P: 5	S: 3 P: 7	S: 5 P: 5	S: 5 P: 5	S: 5 P: 5	S: 4 P: 4	S: 4 P: 4	HR: 0 HBP: 0

WP: 0 PA: 35
PB: 0
SB: 0
CS: 0

PITCHER	IP	WLS	BF	H	R	ER	SO	BB	IBB	HBP	BLK	WP	HR	S	P	ERA	WHIP
Jim McAndrew, R (1, 1) ERA: 2.72	9.0	W	35	6	3	3	3	2	0	0	0	0	0	39	47	3.00	0.889

PITCHER	IP	WLS	BF	H	R	ER	SO	BB	IBB	HBP	BLK	WP	HR	S	P	ERA	WHIP

Batter	1	2	3	4	5	6	7	8	9	AB	R	H	RBI	BB	SO	LOB
Tommie Agee, R (1, 8) OBP: 0.334, SLG: 0.380	G3 E 1B 1B		F8			5-3		4-3		4	1	1	0	0	0	0
Wayne Garrett, L (1, 5) OBP: 0.394, SLG: 0.325	E 1B 1-2		F7			F7		F9		4	0	1	0	0	0	0
Dave Marshall, L (1, 9) OBP: 0.319, SLG: 0.356	G3 1-2 2-H			1-3		HR			F8	4	1	1	1	0	0	1
Ed Kranepool, L (1, 3) OBP: 0.318, SLG: 0.359	F7			4-3		1B			2B	4	0	2	0	0	0	1
John Milner, L (1, 7) OBP: 0.340, SLG: 0.441	P6			HBP		G3			L3	3	0	0	0	0	0	3
Ken Boswell, L (1, 4) OBP: 0.251, SLG: 0.270		F8		4-3			F8		4-3	4	0	0	0	0	0	2
Duffy Dyer, R (1, 2) OBP: 0.313, SLG: 0.412		5-3			6-3		1-3			3	0	0	0	0	0	0
Lute Barnes, R (1, 6) OBP: 0.556, SLG: 0.714		5-3			F8		4-3			3	0	0	0	0	0	0
Jon Matlack, L (1, 1) OBP: 0.237, SLG: 0.170			S S S K		5-3			4-3		2	0	0	0	0	1	0
Dave Schneck, L (8, PH) OBP: 0.265, SLG: 0.351										1	0	0	0	0	0	0
Bob Rauch, R (8, 1)										0	0	0	0	0	0	0
Danny Frisella, L (8, 1) OBP: 0.200, SLG: 0.200										0	0	0	0	0	0	0

TOP

New York Mets @ Chicago Cubs

Wrigley Field, Chicago, IL

Fri Aug 11 1972, 3:33 AM CDT

Att. 17,086 - Cloudy - 64 F

livebaseballscorecards.com

	AB	R	H	RBI	BB	SO	LOB
	32	2	5	1	0	1	7

Inning Stats	1	2	3	4	5	6	7	8	9
R	1	0	0	0	0	1	0	0	0
E	1	0	0	0	0	0	0	0	0
K	0	0	1	0	0	0	0	0	0
S	5	3	5	3	3	5	3	3	4
H	2	0	0	0	0	2	0	0	1
LOB	1	0	0	1	0	1	0	1	1
BB	0	0	0	0	0	0	0	0	0
P	5	3	5	4	3	5	3	3	4

1B	3
2B	1
3B	0
HR	1
SF	0
SAC	0
DP	0
HBP	1

WP	0
PB	0
SB	0
CS	0
PA	33

PITCHER	IP	WLS	BF	H	R	ER	SO	BB	IBB	HBP	BLK	WP	HR	S	P	ERA	WHIP
Milt Pappas, R (1, 1) ERA: 3.46	9.0	W	33	5	2	2	1	0	0	1	0	0	1	34	35	2.00	0.556

PITCHER	IP	WLS	BF	H	R	ER	SO	BB	IBB	HBP	BLK	WP	HR	S	P	ERA	WHIP

New York Mets @ Chicago Cubs

Wrigley Field, Chicago, IL

Fri Aug 11 1972, 3:33 AM CDT

Att. 17,086 - Cloudy - 64 F

livebaseballscorecards.com

BOTTOM

Batter	1	2	3	4	5	6	7	8	9	AB	R	H	RBI	BB	SO	LOB
Don Kessinger, S (1, 6) OBP: 0.360, SLG: 0.316	0-0 CS 1B	0-3 K		5-3		F2		SH5-4 1-2 2-3		4	0	1	0	0	1	3
Jose Cardenal, R (1, 8) (8, 9) OBP: 0.334, SLG: 0.431	0-0 F8 BB 1B 1-2 1B		0-0 P4		0-0 F2	0-0 F7		0-0 G4-6-3 2-3 3-H 1B		5	1	2	1	0	0	0
Billy Williams, L (1, 7) OBP: 0.398, SLG: 0.592 Bill North, S (9, 7) OBP: 0.228, SLG: 0.181	4-0 E 1B 1-2 BB		0-0 P6		0-0 BB 1B		0-3 K	0-0 G4-6-3 1-2f		4 0	0 0	1 0	0 0	1 0	1 0	2 0
Jim Hickman, R (1, 9) (8, 3) OBP: 0.389, SLG: 0.466	0-0 F8 2-3		0-3 K		0-3 K		0-0 L7			4	0	0	0	0	2	3
Ron Santo, R (1, 5) OBP: 0.367, SLG: 0.483	0-0 E5 1-3 3-H 1B			0-3 K	4-0 BB 1-2		0-0 L7			3	0	1	1	1	1	0
Carmen Fanzone, R (1, 3) OBP: 0.352, SLG: 0.418 Rick Monday, L (8, 8) OBP: 0.365, SLG: 0.399	0-0 4-3			0-0 L1	0-3 K			0-0 1B 1B 2B		3 1	0 1	0 1	0 0	0 0	1 0	4 0
Randy Hundley, R (1, 2) OBP: 0.256, SLG: 0.297		0-0 F7		4-0 1B 2B BB		0-0 5-3		0-0 E 2-3 1B		3	2	1	0	1	0	0
Glenn Beckert, R (1, 4) OBP: 0.294, SLG: 0.340		0-0 5-3		0-0 2B 1-2 1B		4-0 HR BB		0-0 E2 SH5-4 1B 1-2 1B		3	2	1	0	1	0	2
Milt Pappas, R (1, 1) OBP: 0.298, SLG: 0.341		4-0 BB		0-0 1-3 2-H 2B		0-0 1-H HR		0-0 1B SH5-4 1-2 2-H 3-H 1B		3	1	3	5	1	0	0
Inning Stats	R: 1 E: 1 K: 0 S: 5 H: 3 LOB: 2 BB: 1 P: 9	R: 0 E: 0 K: 1 S: 5 H: 0 LOB: 1 BB: 1 P: 9	R: 0 E: 0 K: 1 S: 5 H: 0 LOB: 0 BB: 0 P: 5	R: 1 E: 0 K: 1 S: 7 H: 2 LOB: 2 BB: 1 P: 11	R: 0 E: 0 K: 2 S: 8 H: 1 LOB: 2 BB: 1 P: 12	R: 2 E: 0 K: 0 S: 4 H: 1 LOB: 0 BB: 1 P: 8	R: 0 E: 0 K: 1 S: 5 H: 0 LOB: 0 BB: 0 P: 5	R: 3 E: 1 K: 0 S: 7 H: 4 LOB: 1 BB: 0 P: 7		1B: 8 2B: 2 3B: 0 HR: 1	SF: 0 SAC: 1 DP: 1 HBP: 0					

	AB	33
	R	7
	H	11
	RBI	7
	BB	5
	SO	6
	LOB	14

WP: 0 PB: 0 SB: 0 CS: 1 PA: 39

PITCHER		IP	WLS	BF	H	R	ER	SO	BB	IBB	HBP	BLK	WP	HR	S	P	ERA	WHIP
Jon Matlack, L ERA: 2.18	(1, 1)	7.0	L	32	7	4	4	6	5	0	0	0	0	1	39	59	5.14	1.714
Bob Rauch, R ERA: 6.35	(8, 1)	0.1		6	4	3	2	0	0	0	0	0	0	0	6	6	54.00	12.000
Danny Frisella, R ERA: 2.83	(8, 1)	0.2		1	0	0	0	0	0	0	0	0	0	0	1	1	0.00	0.000

PITCHER	IP	WLS	BF	H	R	ER	SO	BB	IBB	HBP	BLK	WP	HR	S	P	ERA	WHIP

Batter	1	2	3	4	5	6	7	8	9	10	AB	R	H	RBI	BB	SO	LOB
Tommie Agee, R (1, 9) OBP: 0.332, SLG: 0.388	0-3 ① K		0-0 ② P4-3		0-0 ② P4 1-2		0-0 ③ E3 2-H			0-0 HR	5	1	1	1	0	1	2
Wayne Garrett, L (1, 5) OBP: 0.389, SLG: 0.322	0-3 ② K		0-0 S 1B		0-0 ③ F9			0-0 ① 3-1		0-3 ① K	5	0	1	0	0	2	1
Willie Mays, R (1, 8) OBP: 0.422, SLG: 0.408	4-0 BB		0-0 ③ F8 1-2			0-0 HR		0-0 P4-3 2B		0-0 2B	4	1	3	1	1	0	1
Cleon Jones, R (1, 7) OBP: 0.329, SLG: 0.363	0-3 ③ K			0-0 ① 6-3		0-0 ① 6-3		0-0 ② P4-3 2-3		0-0 ② F9	5	0	0	0	0	1	3
John Milner, L (1, 3) OBP: 0.349, SLG: 0.444 Ed Kranepool, L (10, 3) OBP: 0.318, SLG: 0.359		0-0 P4-3 1B		0-0 P4-3 S 1B		4-0 G3-6 BB		4-0 BB		0-3 ③ K	3 0	0 0	2 0	0 0	2 0	1 0	1 0
Ken Boswell, L (1, 4) OBP: 0.247, SLG: 0.265		0-0 ① P4-3 1-2		0-0 ② P4-3 1-3		0-0 ② ③ G3-6 1-2f		0-0 ③ P4-3			4	0	0	0	0	0	5
Duffy Dyer, R (1, 2) OBP: 0.311, SLG: 0.408		0-0 ② 6-3		0-0 ③ 6-3			0-0 SH3-4 E3 1B		0-0 ① 5-3		4	0	1	0	0	0	2
Ted Martinez, R (1, 6) OBP: 0.254, SLG: 0.276		0-0 ③ 1-3			0-0 S 1B		0-0 ① SH3-4 1-2		0-0 ② P4		3	0	1	0	0	0	1
Tom Seaver, R (1, 1) OBP: 0.209, SLG: 0.290 Tug McGraw, R (10, 1) OBP: 0.143, SLG: 0.077			0-0 ① 5-3		0-3 ① K		0-3 ② K		0-3 ③ K		4 0	0 0	0 0	0 0	0 0	3 0	2 0
Inning Stats	R: 0 H: 0 E: 0 LOB: 1 K: 3 BB: 1 S: 9 P: 13	R: 0 H: 1 E: 0 LOB: 1 K: 0 BB: 0 S: 4 P: 4	R: 0 H: 1 E: 0 LOB: 1 K: 0 BB: 0 S: 4 P: 4	R: 0 H: 1 E: 0 LOB: 1 K: 0 BB: 0 S: 4 P: 4	R: 0 H: 1 E: 0 LOB: 1 K: 1 BB: 0 S: 6 P: 6	R: 1 H: 1 E: 0 LOB: 0 K: 0 BB: 1 S: 3 P: 7	R: 0 H: 1 E: 1 LOB: 2 K: 1 BB: 0 S: 6 P: 6	R: 0 H: 1 E: 0 LOB: 2 K: 0 BB: 1 S: 4 P: 8	R: 0 H: 0 E: 0 LOB: 0 K: 1 BB: 0 S: 5 P: 5	R: 1 H: 2 E: 0 LOB: 1 K: 2 BB: 0 S: 9 P: 9	1B: 5 SF: 0 2B: 2 SAC: 1 3B: 0 DP: 1 HR: 2 HBP: 0						

PITCHER		IP	WLS	BF	H	R	ER	SO	BB	IBB	HBP	BLK	WP	HR	S	P	ERA	WHIP
Burt Hooton, R ERA: 2.71	(1, 1)	9.1	L	39	9	2	2	7	3	0	0	0	0	2	50	62	1.93	1.286
Jack Aker, R ERA: 3.07	(10, 1)	0.1		1	0	0	0	0	0	0	0	0	0	0	1	1	0.00	0.000
Steve Hamilton, L ERA: 4.2	(10, 1)	0.1		1	0	0	0	1	0	0	0	0	0	0	3	3	0.00	0.000

PITCHER	IP	WLS	BF	H	R	ER	SO	BB	IBB	HBP	BLK	WP	HR	S	P	ERA	WHIP

TOP

New York Mets @ Chicago Cubs

Wrigley Field, Chicago, IL

Sat Aug 12 1972, 3:33 AM CDT

Att. 32,229 - Sunny - 72 F

livebaseballscorecards.com

AB	37
R	2
H	9
RBI	2
BB	3
SO	8
LOB	18

WP: 0 PA: 41
PB: 0
SB: 3
CS: 0

Batter	1	2	3	4	5	6	7	8	9	10	AB	R	H	RBI	BB	SO	LOB
Don Kessinger, S (1, 6) OBP: 0.358, SLG: 0.314	K		BB, 1B 1B		4-3			4-3		5-3	5	0	1	0	0	1	1
Jose Cardenal, R (1, 9) OBP: 0.338, SLG: 0.435	G4-6-3 BB		BB 1-2 1B			4-3 2B		P4		F8	4	1	2	0	1	0	1
Billy Williams, L (1, 7) OBP: 0.399, SLG: 0.593	G4-6-3 1-2f		1-2 2-3 BB			4-3 2-3		2B			3	0	1	0	1	0	2
Jim Hickman, R (1, 3) OBP: 0.387, SLG: 0.460		BB BB	K			K		F9			3	0	0	0	1	2	5
Ron Santo, R (1, 5) OBP: 0.369, SLG: 0.484		G6-3 1-2 BB		F9		2B 3-H			F8		3	0	1	1	1	0	0
Rick Monday, L (1, 8) OBP: 0.361, SLG: 0.395		K		K		K			B5-3		4	0	0	0	0	3	3
J.C. Martin, L (1, 2) OBP: 0.304, SLG: 0.300		G6-3 1-2f		K			F7		K		3	0	0	0	0	1	2
Randy Hundley, R (8, 2) OBP: 0.255, SLG: 0.296											1	0	0	0	0	1	0
Paul Popovich, S (1, 4) OBP: 0.247, SLG: 0.267			F8		F5		F7			3B	4	0	1	0	0	0	0
Bill North, S (10, PR) OBP: 0.228, SLG: 0.181											0	0	0	0	0	0	0
Burt Hooton, R (1, 1) OBP: 0.153, SLG: 0.109			K		F9		F8			F4	3	0	0	0	0	1	0
Jack Aker, R (10, 1)											0	0	0	0	0	0	0
Steve Hamilton, L (10, 1)											0	0	0	0	0	0	0
Tommy Davis, R (10, PH) OBP: 0.308, SLG: 0.292											1	0	0	0	0	0	1
Inning Stats	R: 0 H: 0 E: 0 LOB: 0 K: 1 BB: 1 S: 4 P: 8	R: 0 H: 0 E: 0 LOB: 1 K: 1 BB: 2 S: 4 P: 12	R: 0 H: 2 E: 0 LOB: 3 K: 2 BB: 1 S: 9 P: 13	R: 0 H: 0 E: 0 LOB: 0 K: 2 BB: 0 S: 7 P: 7	R: 0 H: 0 E: 0 LOB: 0 K: 0 BB: 0 S: 3 P: 3	R: 1 H: 2 E: 0 LOB: 1 K: 2 BB: 0 S: 9 P: 9	R: 0 H: 0 E: 0 LOB: 0 K: 0 BB: 0 S: 3 P: 3	R: 0 H: 1 E: 0 LOB: 1 K: 0 BB: 0 S: 4 P: 4	R: 0 H: 0 E: 0 LOB: 0 K: 1 BB: 0 S: 5 P: 5	R: 0 H: 1 E: 0 LOB: 1 K: 0 BB: 0 S: 4 P: 4	1B: 2 SF: 0 2B: 3 SAC: 0 3B: 1 DP: 2 HR: 0 HBP: 0						

PITCHER	IP	WLS	BF	H	R	ER	SO	BB	IBB	HBP	BLK	WP	HR	S	P	ERA	WHIP
Tom Seaver, R (1, 1) ERA: 3.08	9.0	W	35	6	1	1	9	4	0	0	0	0	0	49	65	1.00	1.111
Tug McGraw, L (10, 1) ERA: 1.83	1.0	S	3	0	0	0	0	0	0	0	0	0	0	3	3	0.00	0.000

PITCHER	IP	WLS	BF	H	R	ER	SO	BB	IBB	HBP	BLK	WP	HR	S	P	ERA	WHIP

New York Mets @ Chicago Cubs

Wrigley Field, Chicago, IL

Sat Aug 12 1972, 3:33 AM CDT

Att. 32,229 - Sunny - 72 F

BOTTOM

livebaseballscorecards.com

AB	34
R	1
H	6
RBI	1
BB	4
SO	9
LOB	15

Batter	1	2	3	4	5	6	7	8	9	AB	R	H	RBI	BB	SO	LOB
Tommie Agee, R (1, 9) OBP: 0.336, SLG: 0.402	x 0-0 WP 1B 1B		x 0-0 HR		x 0-0 BB BB 1B		x 0-0 ① F8	S S S 0-3 ③ K		5	2	3	1	0	1	1
Wayne Garrett, L (1, 5) OBP: 0.385, SLG: 0.314	x 0-0 ① F8 1-2		x 0-0 ① 3-1		B B B 4-0 BB 1-2 BB		x 0-0 ② F7		x 0-0 ① F9	4	0	0	0	1	0	1
Willie Mays, R (1, 8) OBP: 0.422, SLG: 0.420	B B B B 4-0 1B BB		S S S 0-3 ② K		x 0-0 ① L5		x 0-0 HR		x 0-0 ② 6-3	4	1	1	1	1	1	2
Cleon Jones, R (1, 7) OBP: 0.330, SLG: 0.361	x 0-0 ② L9		x 0-0 ③ F9		x 0-0 ② F2		x 0-0 BB 1B		B B B B 4-0 BB	4	0	1	0	1	0	4
John Milner, L (1, 3) OBP: 0.354, SLG: 0.442	x 0-0 1-2 2-H 1B			x 0-0 ① F2	B B B B 4-0 FC6 1-2 2-3 BB		B B B B 4-0 1-2 BB		x 0-0 ③ P4-3	3	0	1	1	2	0	1
Ken Boswell, L (1, 4) OBP: 0.247, SLG: 0.265	S S S 0-3 ③ K2-3			x 0-0 1B P5 1B	x 0-0 ③ FC6 1-2f		S S S 0-3 ③ K			4	1	1	0	0	2	7
Duffy Dyer, R (1, 2) OBP: 0.315, SLG: 0.410		S S S 0-3 ① K		x 0-0 P5 1-3 1B		x 0-0 ① 4-3		x 0-0 FC1-6 1B		4	0	2	0	0	1	0
Ted Martinez, R (1, 6) OBP: 0.250, SLG: 0.272		x 0-0 ② L7		x 0-0 ② P5 1-2 3-H		x 0-0 ② F3		x 0-0 ① FC1-6 1-2f		4	0	0	1	0	0	2
Jerry Koosman, R (1, 1) OBP: 0.086, SLG: 0.086 Gary Gentry, R (2, 1) OBP: 0.205, SLG: 0.150 Dave Marshall, L (4, PH) OBP: 0.316, SLG: 0.353 Ray Sadecki, L (4, 1) OBP: 0.222, SLG: 0.222 Dave Schneck, L (6, PH) OBP: 0.262, SLG: 0.346 Tug McGraw, R (6, 1) OBP: 0.143, SLG: 0.077 Ed Kranepool, L (8, PH) OBP: 0.317, SLG: 0.357 Danny Frisella, L (8, 1) OBP: 0.200, SLG: 0.200		x 0-0 ③ 6-3		S S S 0-3 ③ K		S S S 0-3 ③ K		S S S 0-3 ② K		1 0 1 0 1 0 0 1 0	0 0 0 0 0 0 0 0 0	0 0 0 0 0 0 0 1 0	0 0 1 0 0 1 0 1 0	0 0 1 0 0 0 0 1 0	0 0 1 0 0 0 0 1 0	0 0 1 0 0 0 0 1 0
Inning Stats	R: 1 H: 2 E: 0 LOB: 2 K: 1 BB: 1 S: 7 P: 11	R: 0 H: 0 E: 0 LOB: 0 K: 1 BB: 0 S: 5 P: 5	R: 1 H: 1 E: 0 LOB: 0 K: 1 BB: 0 S: 6 P: 6	R: 1 H: 2 E: 0 LOB: 1 K: 1 BB: 0 S: 7 P: 7	R: 0 H: 1 E: 0 LOB: 3 K: 0 BB: 2 S: 4 P: 12	R: 0 H: 0 E: 0 LOB: 0 K: 1 BB: 0 S: 5 P: 5	R: 1 H: 2 E: 0 LOB: 2 K: 1 BB: 1 S: 7 P: 11	R: 0 H: 1 E: 0 LOB: 1 K: 2 BB: 0 S: 8 P: 8	R: 0 H: 0 E: 0 LOB: 1 K: 0 BB: 1 S: 3 P: 7	1B: 7 SF: 0 2B: 0 SAC: 0 3B: 0 DP: 0 HR: 2 HBP: 0						WP: 1 PA: 41 PB: 0 SB: 0 CS: 0

PITCHER		IP	WLS	BF	H	R	ER	SO	BB	IBB	HBP	BLK	WP	HR	S	P	ERA	WHIP
Fergie Jenkins, R ERA: 2.99	(1, 1)	6.2	W	32	8	4	4	5	4	0	0	0	1	2	38	54	5.40	1.800
Jack Aker, R ERA: 2.91	(7, 1)	2.1	S	9	1	0	0	3	1	0	0	0	0	0	14	18	0.00	0.857

PITCHER	IP	WLS	BF	H	R	ER	SO	BB	IBB	HBP	BLK	WP	HR	S	P	ERA	WHIP

TOP

New York Mets @ Chicago Cubs

Wrigley Field, Chicago, IL

Sun Aug 13 1972, 3:33 AM CDT

Att. 32,434 - Unknown - 73 F

livebaseballscorecards.com

AB	36
R	4
H	9
RBI	4
BB	5
SO	8
LOB	20

New York Mets @ Chicago Cubs

Wrigley Field, Chicago, IL

Sun Aug 13 1972, 3:33 AM CDT

Att. 32,434 - Unknown - 73 F

livebaseballscorecards.com

BOTTOM

Batter	1	2	3	4	5	6	7	8	9	AB	R	H	RBI	BB	SO	LOB
Don Kessinger, S (1, 6) OBP: 0.363, SLG: 0.319	1B	L3		BB		1B		1B		4	3	3	0	1	0	1
Jose Cardenal, R (1, 9) OBP: 0.341, SLG: 0.440	1-2 SF9 1B	4-3		F8		1-3 BB 2B		1-2 E 1B		5	2	3	0	0	0	2
Billy Williams, L (1, 7) OBP: 0.399, SLG: 0.589	1-3 2-H FC6-4 1B		3-1	F9		BB IBB		2-3 F9		4	0	1	1	1	0	3
Jim Hickman, R (1, 3) OBP: 0.384, SLG: 0.455	P6		E8 2B		F3	K		1-3 3-H S 1B		5	1	1	1	0	1	5
Ron Santo, R (1, 5) OBP: 0.369, SLG: 0.481	3-H SF9		BB 2B		5-3	1-2 2-3 3-H FC6-4 BB		1-3 3-H K		2	0	0	2	2	1	1
Glenn Beckert, R (1, 4) OBP: 0.296, SLG: 0.345	1-2f FC6-4		1-3 3-H 2B		1B	1-2f FC6-4		K		4	0	2	1	0	0	4
Jack Aker, R (7, 1)										1	0	0	0	0	1	1
Randy Hundley, R (1, 2) OBP: 0.258, SLG: 0.309		HR	F5		1-2 1B		5-3			4	1	2	1	0	0	2
Bill North, S (1, 8) OBP: 0.229, SLG: 0.173		BB SH1-4	F7		6-3		F8			3	0	0	0	1	0	4
Fergie Jenkins, R (1, 1) OBP: 0.228, SLG: 0.270		1-2 SH1-4		1-3		K	L7			2	0	0	0	0	1	0
Paul Popovich, S (7, 4) OBP: 0.245, SLG: 0.264										1	0	0	0	0	0	0
Inning Stats	R: 2 E: 0 K: 0 S: 6 H: 3 LOB: 1 BB: 0 P: 6	R: 1 E: 0 K: 0 S: 4 H: 1 LOB: 1 BB: 1 P: 8	R: 1 E: 1 K: 0 S: 5 H: 1 LOB: 2 BB: 1 P: 9	R: 0 E: 0 K: 0 S: 3 H: 0 LOB: 1 BB: 1 P: 7	R: 0 E: 0 K: 0 S: 5 H: 2 LOB: 2 BB: 0 P: 5	R: 1 E: 0 K: 2 S: 9 H: 2 LOB: 3 BB: 2 P: 17	R: 0 E: 0 K: 0 S: 3 H: 0 LOB: 0 BB: 0 P: 3	R: 2 E: 0 K: 2 S: 10 H: 3 LOB: 1 BB: 0 P: 10		1B: 9 2B: 2 3B: 0 HR: 1	SF: 1 SAC: 1 DP: 0 HBP: 0						

AB	35
R	7
H	12
RBI	6
BB	5
SO	4
LOB	23

WP: 0 PB: 0 SB: 2 CS: 0 PA: 42

PITCHER		IP	WLS	BF	H	R	ER	SO	BB	IBB	HBP	BLK	WP	HR	S	P	ERA	WHIP
Jerry Koosman, L ERA: 3.85	(1, 1)	1.0	L	7	4	3	3	0	0	0	0	0	0	1	7	7	27.00	4.000
Gary Gentry, R ERA: 3.77	(2, 1)	2.0		10	1	1	0	0	2	0	0	0	0	0	8	16	0.00	1.500
Ray Sadecki, L ERA: 2.57	(4, 1)	2.0		9	2	0	0	0	1	0	0	0	0	0	8	12	0.00	1.500
Tug McGraw, L ERA: 1.9	(6, 1)	2.0		10	2	1	1	2	1	1	0	0	0	0	12	20	4.50	1.500
Danny Frisella, R ERA: 2.96	(8, 1)	1.0		6	3	2	1	2	0	0	0	0	0	0	10	10	9.00	3.000

PITCHER	IP	WLS	BF	H	R	ER	SO	BB	IBB	HBP	BLK	WP	HR	S	P	ERA	WHIP

Atlanta Braves @ New York Mets

Shea Stadium, Flushing, NY

Tue Aug 15 1972, 7:05 PM EDT

Att. 34,782 - Unknown

TOP

livebaseballscorecards.com

Batter	1	2	3	4	5	6	7	8	9	AB	R	H	RBI	BB	SO	LOB
Ralph Garr, L (1, 7) OBP: 0.364, SLG: 0.419	BBBB 4-0 G6-4-3 BB		x 0-0 P6 ③			x 0-0 1B		x 0-0 FC6-4 ③ 1-2f		3	0	1	0	1	0	3
Darrell Evans, L (1, 5) OBP: 0.377, SLG: 0.430	x 0-0 F5 ①			x 0-0 3-1 ①		SSS 0-3 K ③			x 0-0 BB 1B	4	0	1	0	0	1	2
Hank Aaron, R (1, 3) OBP: 0.390, SLG: 0.487	x 0-0 G6-4-3 ②③ 1-2f			x 0-0 F5 ②			x 0-0 F2 ①		BBBB 4-0 1-2 BB	3	0	0	0	1	0	1
Earl Williams, R (1, 2) OBP: 0.346, SLG: 0.466		x 0-0 5-3 ①		x 0-0 1-3 ③			x 0-0 F2 ②		x 0-0 F3 ①	4	0	0	0	0	0	2
Dusty Baker Jr., R (1, 8) OBP: 0.372, SLG: 0.462		x 0-0 6-3 ②			x 0-0 1-3 ①		x 0-0 F8 ③		x 0-0 F7 ②	4	0	0	0	0	0	2
Mike Lum, L (1, 9) OBP: 0.319, SLG: 0.354		SSS 0-3 K ③			SSS 0-3 K ②			BBBB 4-0 1B BB	x 0-0 P6 ③	3	0	0	0	1	2	2
Felix Millan, R (1, 4) OBP: 0.297, SLG: 0.312			x 0-0 G6-4-3 1B		x 0-0 F8 ③			x 0-0 F7 ①		3	0	1	0	0	0	1
Marty Perez, R (1, 6) OBP: 0.267, SLG: 0.259			x 0-0 ①② G6-4-3 1-2f			x 0-0 F8 ①		x 0-0 FC6-4 1-2 1B		2	0	0	0	0	0	1
Sonny Jackson, L (8, PH) OBP: 0.266, SLG: 0.246 (8, 6)										1	0	1	0	0	0	0
Ron Schueler, R (1, 1) OBP: 0.231, SLG: 0.237			x 0-0 1B			x 0-0 5-3 ②		x 0-0 F9 ②		2	0	1	0	0	0	0
Jim Breazeale, L (8, PH) OBP: 0.205, SLG: 0.447										0	0	0	0	0	0	0
Oscar Brown, R (8, PH) OBP: 0.216, SLG: 0.321										1	0	0	0	0	0	2
Joe Hoerner, R (8, 1)										0	0	0	0	0	0	0
Inning Stats	R: 0 E: 0 K: 0 S: 2 H: 0 LOB: 0 BB: 1 P: 6	R: 0 E: 0 K: 1 S: 5 H: 0 LOB: 0 BB: 0 P: 5	R: 0 E: 0 K: 0 S: 4 H: 2 LOB: 1 BB: 0 P: 4	R: 0 E: 0 K: 0 S: 3 H: 0 LOB: 0 BB: 0 P: 3	R: 0 E: 0 K: 1 S: 5 H: 0 LOB: 0 BB: 0 P: 5	R: 0 E: 0 K: 1 S: 6 H: 1 LOB: 1 BB: 0 P: 6	R: 0 E: 0 K: 0 S: 3 H: 0 LOB: 0 BB: 0 P: 3	R: 0 E: 0 K: 0 S: 4 H: 1 LOB: 2 BB: 1 P: 8	R: 0 E: 0 K: 0 S: 4 H: 1 LOB: 2 BB: 1 P: 8	1B: 5 2B: 0 3B: 0 HR: 0 SF: 0 SAC: 0 DP: 2 HBP: 0							

	AB	30
	R	0
	H	5
	RBI	0
	BB	3
	SO	3
	LOB	16

WP: 0 PB: 0 SB: 0 CS: 0 PA: 33

PITCHER		IP	WLS	BF	H	R	ER	SO	BB	IBB	HBP	BLK	WP	HR	S	P	ERA	WHIP
Jim McAndrew, R	(1, 1)	7.1	W	26	4	0	0	3	2	0	0	0	0	0	30	38	0.00	0.818
ERA: 2.53																		
Tug McGraw, L	(8, 1)	1.2	S	7	1	0	0	0	1	0	0	0	0	0	6	10	0.00	1.200
ERA: 1.86																		

PITCHER	IP	WLS	BF	H	R	ER	SO	BB	IBB	HBP	BLK	WP	HR	S	P	ERA	WHIP

Batter	1	2	3	4	5	6	7	8	9	AB	R	H	RBI	BB	SO	LOB
Tommie Agee, R (1, 8) OBP: 0.335, SLG: 0.410	5-3		E6 1B 1-2		6-3			HR 1-H		4	1	1	2	0	0	1
Wayne Garrett, L (1, 5) OBP: 0.387, SLG: 0.324	4-3		1B 1-3 2-H			K		2B 1B		4	1	2	1	0	1	0
Dave Schneck, L (1, 9) OBP: 0.261, SLG: 0.341	1B CS		K			P5		K		4	0	1	0	0	2	3
Ed Kranepool, L (1, 3) OBP: 0.325, SLG: 0.379	CS 1-2	HR	F8			1B		1B 2-H		4	1	3	2	0	0	2
John Milner, L (1, 7) OBP: 0.348, SLG: 0.435		F8		F7		F8		F7		4	0	0	0	0	0	2
Ken Boswell, L (1, 4) OBP: 0.243, SLG: 0.261		K		3-1			K	G3		4	0	0	0	0	2	1
Duffy Dyer, R (1, 2) OBP: 0.311, SLG: 0.404		F8		2-3			F8			3	0	0	0	0	0	0
Ted Martinez, R (1, 6) OBP: 0.247, SLG: 0.268			6-3		5-3		5-3			3	0	0	0	0	0	0
Jim McAndrew, R (1, 1) OBP: 0.125, SLG: 0.067			1B E		4-3			HR		2	1	1	0	0	0	0
Tug McGraw, R (8, 1) OBP: 0.200, SLG: 0.143								1B		1	1	1	0	0	0	0
Inning Stats	R: 0 H: 1 E: 0 LOB: 0 K: 0 BB: 0 S: 3 P: 3	R: 1 H: 1 E: 0 LOB: 0 K: 1 BB: 0 S: 6 P: 6	R: 1 H: 2 E: 1 LOB: 2 K: 1 BB: 0 S: 8 P: 8	R: 0 H: 0 E: 0 LOB: 0 K: 0 BB: 0 S: 3 P: 3	R: 0 H: 0 E: 0 LOB: 0 K: 0 BB: 0 S: 3 P: 3	R: 0 H: 1 E: 0 LOB: 1 K: 1 BB: 0 S: 6 P: 6	R: 0 H: 0 E: 0 LOB: 0 K: 1 BB: 0 S: 5 P: 5	R: 3 H: 4 E: 0 LOB: 1 K: 1 BB: 0 S: 9 P: 9		1B: 6 SF: 0 2B: 1 SAC: 0 3B: 0 DP: 0 HR: 2 HBP: 0						

PITCHER	IP	WLS	BF	H	R	ER	SO	BB	IBB	HBP	BLK	WP	HR	S	P	ERA	WHIP
Ron Schueler, R (1, 1) ERA: 4.27	7.0	L	26	5	2	1	4	0	0	0	0	0	1	34	34	1.29	0.714
Joe Hoerner, L (8, 1) ERA: 4.24	1.0		7	4	3	3	1	0	0	0	0	0	1	9	9	27.00	4.000

PITCHER	IP	WLS	BF	H	R	ER	SO	BB	IBB	HBP	BLK	WP	HR	S	P	ERA	WHIP

BOTTOM

Atlanta Braves @ New York Mets

Shea Stadium, Flushing, NY

Tue Aug 15 1972, 7:05 PM EDT

Att. 34,782 - Unknown

livebaseballscorecards.com

AB	33
R	5
H	9
RBI	5
BB	0
SO	5
LOB	9

Batter	1	2	3	4	5	6	7	8	9	AB	R	H	RBI	BB	SO	LOB
Ralph Garr, L (1, 7) OBP: 0.368, SLG: 0.422	x 0-0 CS 1B			x 0-0 1B		x 0-0 E FC5-4 1B		x 0-0 ① 6-3		4	1	3	0	0	0	0
Darrell Evans, L (1, 5) OBP: 0.375, SLG: 0.428	S S S 0-3 ① ② K 1-2			S S S 0-3 ① K		x 0-0 E8 FC5-4 1-3 1B		x 0-0 ② 3-1		4	1	1	0	0	2	2
Hank Aaron, R (1, 3) OBP: 0.391, SLG: 0.494	x 0-0 ③ 5-3			x 0-0 ② L8		4-0 FC5-4 IBB		x 0-0 HR		3	1	1	1	1	0	1
Earl Williams, R (1, 2) OBP: 0.345, SLG: 0.464		S S S 0-3 ① K		x 0-0 ③ F7		x 0-0 ② FC5-4 1B 1-2f 2-3 3-H		x 0-0 1B		4	0	1	1	0	1	3
Dusty Baker Jr., R (1, 8) OBP: 0.371, SLG: 0.459		x 0-0 ② 6-3			x 0-0 ① 6-3	x 0-0 1-2 3-H 1B		x 0-0 ③ F8		4	0	1	1	0	0	1
Felix Millan, R (1, 4) OBP: 0.299, SLG: 0.314		x 0-0 ③ F9			x 0-0 1B	x 0-0 ③ F7			x 0-0 CS 1B	4	0	2	0	0	0	2
Oscar Brown, R (1, 9) OBP: 0.209, SLG: 0.310			x 0-0 ① P3		S S S 0-3 ② K		x 0-0 ① 5-3		x 0-0 ① ② 6-3 1-2	4	0	0	0	0	1	2
Marty Perez, R (1, 6) OBP: 0.264, SLG: 0.256			x 0-0 ② F9		x 0-0 ③ P4		S S S 0-3 ② K		S S S 0-3 ③ K	4	0	0	0	0	2	1
Phil Niekro, R (1, 1) OBP: 0.219, SLG: 0.254			x 0-0 ③ 5-3			x 0-0 ① F3	x 0-0 ③ F9			3	0	0	0	0	0	0
Inning Stats	R: 0 E: 0 K: 1 S: 5 H: 1 LOB: 0 BB: 0 P: 5	R: 0 E: 0 K: 1 S: 5 H: 0 LOB: 0 BB: 0 P: 5	R: 0 E: 0 K: 0 S: 3 H: 0 LOB: 0 BB: 0 P: 3	R: 0 E: 0 K: 1 S: 6 H: 1 LOB: 1 BB: 0 P: 6	R: 0 E: 0 K: 1 S: 6 H: 1 LOB: 1 BB: 0 P: 6	R: 2 E: 1 K: 0 S: 6 H: 3 LOB: 2 BB: 1 P: 10	R: 0 E: 0 K: 1 S: 5 H: 0 LOB: 0 BB: 0 P: 5	R: 1 E: 0 K: 0 S: 5 H: 2 LOB: 1 BB: 0 P: 5	R: 0 E: 0 K: 1 S: 5 H: 1 LOB: 0 BB: 0 P: 5	1B: 8 2B: 0 3B: 0 HR: 1	SF: 0 SAC: 0 DP: 0 HBP: 0						

TOP

Atlanta Braves @ New York Mets

Shea Stadium, Flushing, NY

Wed Aug 16 1972, 7:05 PM EDT

Att. 33,827 - Unknown

livebaseballscorecards.com

AB	34
R	3
H	9
RBI	3
BB	1
SO	6
LOB	12

WP: 0 PB: 0 SB: 0 CS: 2 PA: 35

PITCHER		IP	WLS	BF	H	R	ER	SO	BB	IBB	HBP	BLK	WP	HR	S	P	ERA	WHIP
Jon Matlack, L ERA: 2.19	(1, 1)	7.0	L	27	6	2	2	5	0	1	0	0	0	0	36	40	2.57	0.857
Gary Gentry, R ERA: 3.78	(8, 1)	2.0		8	3	1	1	1	0	0	0	0	0	1	10	10	4.50	1.500

PITCHER		IP	WLS	BF	H	R	ER	SO	BB	IBB	HBP	BLK	WP	HR	S	P	ERA	WHIP

Atlanta Braves @ New York Mets

Shea Stadium, Flushing, NY

Wed Aug 16 1972, 7:05 PM EDT

Att. 33,827 - Unknown

BOTTOM

Batter	1	2	3	4	5	6	7	8	9	AB	R	H	RBI	BB	SO	LOB
Tommie Agee, R (1, 8) OBP: 0.331, SLG: 0.405	1-3		G6-4-3 1-2f		1-3			6-3		4	0	0	0	0	0	2
Wayne Garrett, L (1, 5) OBP: 0.385, SLG: 0.322	1B		K			G3		4-3		4	0	1	0	0	1	0
Dave Schneck, L (1, 9) OBP: 0.250, SLG: 0.326	F7			K		K		F8		4	0	0	0	0	2	1
Ed Kranepool, L (1, 3) OBP: 0.323, SLG: 0.374	F8			K		PB BB			3-1	3	0	0	0	1	1	1
John Milner, L (1, 7) OBP: 0.358, SLG: 0.437		G3-6-3 BB		BB		1-2 BB			2B 1B	1	0	1	0	3	0	0
Ken Boswell, L (1, 4) OBP: 0.240, SLG: 0.256		G3-6-3 1-2f		3-1		6-3			F8	4	0	0	0	0	0	5
Duffy Dyer, R (1, 2) OBP: 0.323, SLG: 0.423 Lute Barnes, R (9, PR) OBP: 0.556, SLG: 0.714	1B 2B				2-3 1B		FC1-6 BB		1-3 2B	3 0	1 0	3 0	0 0	1 0	0 0	0 0
Ted Martinez, R (1, 6) OBP: 0.248, SLG: 0.269 Cleon Jones, R (9, PH) OBP: 0.329, SLG: 0.360	2-H 1B				2-3 1-2		FC1-6 G1-6-3 1-2f		L7	3 1	0 0	1 0	1 0	0 0	0 0	2 2
Jon Matlack, L (1, 1) OBP: 0.246, SLG: 0.182 Willie Mays, R (7, PH) OBP: 0.420, SLG: 0.417 Gary Gentry, R (8, 1) OBP: 0.205, SLG: 0.150			G6-4-3 1B		K		G1-6-3 1-2f			2 1 0	0 0 0	1 0 0	0 0 0	0 0 0	1 0 0	1 1 0
Inning Stats	R: 0 E: 0 K: 0 S: 4 H: 1 LOB: 1 BB: 0 P: 4	R: 1 E: 0 K: 0 S: 3 H: 2 LOB: 1 BB: 1 P: 7	R: 0 E: 0 K: 1 S: 5 H: 1 LOB: 0 BB: 0 P: 5	R: 0 E: 0 K: 2 S: 7 H: 0 LOB: 1 BB: 1 P: 11	R: 0 E: 0 K: 1 S: 6 H: 1 LOB: 1 BB: 0 P: 6	R: 0 E: 0 K: 1 S: 5 H: 0 LOB: 2 BB: 2 P: 13	R: 0 E: 0 K: 0 S: 2 H: 0 LOB: 0 BB: 1 P: 6	R: 0 E: 0 K: 0 S: 3 H: 0 LOB: 0 BB: 0 P: 3	R: 0 E: 0 K: 0 S: 5 H: 2 LOB: 2 BB: 0 P: 5	1B: 5 2B: 2 3B: 0 HR: 0	SF: 0 SAC: 0 DP: 3 HBP: 0						

PITCHER	IP	WLS	BF	H	R	ER	SO	BB	IBB	HBP	BLK	WP	HR	S	P	ERA	WHIP
Phil Niekro, R (1, 1) ERA: 3.21	9.0	W	35	7	1	1	5	5	0	0	0	0	0	40	60	1.00	1.333

PITCHER	IP	WLS	BF	H	R	ER	SO	BB	IBB	HBP	BLK	WP	HR	S	P	ERA	WHIP

AB	30
R	1
H	7
RBI	1
BB	5
SO	5
LOB	15

WP: 0 PB: 1 SB: 0 CS: 0 PA: 35

livebaseballscorecards.com

Batter	1	2	3	4	5	6	7	8	9	AB	R	H	RBI	BB	SO	LOB
Ralph Garr, L (1, 7) OBP: 0.364, SLG: 0.418	K		F5			E6		K		4	0	0	0	0	2	1
Darrell Evans, L (1, 5) OBP: 0.371, SLG: 0.423	F8			P6		P6		F9		4	0	0	0	0	0	1
Jim Breazeale, L (1, 3) OBP: 0.233, SLG: 0.452	P6			5-3 2B 1B		L7			2B FC5-2 1B	4	1	2	0	0	0	1
Sonny Jackson, L (9, PR) OBP: 0.266, SLG: 0.246										0	0	0	0	0	0	0
Earl Williams, R (1, 2) OBP: 0.342, SLG: 0.460		F7		5-3 1-2		F8			K	4	0	0	0	0	1	3
Dusty Baker Jr., R (1, 8) OBP: 0.375, SLG: 0.470		P6		2-H 2B			1B		FC5-2 1-3 2B	4	0	3	1	0	0	0
Mike Lum, L (1, 9) OBP: 0.316, SLG: 0.350		K		P6			F9		4-0 FC5-2 IBB	3	0	0	0	0	1	2
Hank Aaron, R (9, PH) OBP: 0.392, SLG: 0.494										0	0	0	0	1	0	0
Felix Millan, R (1, 4) OBP: 0.296, SLG: 0.310			L5		L8		P4		FC5-2 1-2 2-3 3-Hf	4	0	0	0	0	0	4
Marty Perez, R (1, 6) OBP: 0.264, SLG: 0.256			1B		F8		P6		P3	4	0	1	0	0	0	4
Ron Reed, R (1, 1) OBP: 0.167, SLG: 0.188			K		K			4-3		3	0	0	0	0	2	1
Inning Stats	R: 0 E: 0 K: 1 S: 5 H: 0 LOB: 0 BB: 0 P: 5	R: 0 E: 0 K: 1 S: 5 H: 0 LOB: 0 BB: 0 P: 5	R: 0 E: 0 K: 1 S: 6 H: 1 LOB: 1 BB: 0 P: 6	R: 1 E: 0 K: 0 S: 5 H: 2 LOB: 1 BB: 0 P: 5	R: 0 E: 0 K: 1 S: 5 H: 0 LOB: 0 BB: 0 P: 5	R: 0 E: 1 K: 0 S: 4 H: 0 LOB: 1 BB: 0 P: 4	R: 0 E: 0 K: 0 S: 4 H: 1 LOB: 1 BB: 0 P: 4	R: 0 E: 0 K: 1 S: 5 H: 0 LOB: 0 BB: 0 P: 5	R: 0 E: 0 K: 1 S: 7 H: 2 LOB: 3 BB: 1 P: 11	1B: 4 2B: 2 3B: 0 HR: 0	SF: 0 SAC: 0 DP: 0 HBP: 0						

TOP

Atlanta Braves @ New York Mets

Shea Stadium, Flushing, NY

Thu Aug 17 1972, 3:33 AM EDT

Att. 30,519 - Unknown

livebaseballscorecards.com

AB	34
R	1
H	6
RBI	1
BB	1
SO	6
LOB	17

WP: 0 PB: 0 SB: 0 CS: 0 PA: 35

PITCHER		IP	WLS	BF	H	R	ER	SO	BB	IBB	HBP	BLK	WP	HR	S	P	ERA	WHIP
Tom Seaver, R ERA: 2.99	(1, 1)	8.1	W	32	6	1	1	6	0	0	0	0	0	0	44	44	1.08	0.720
Tug McGraw, L ERA: 1.85	(9, 1)	0.2	S	3	0	0	0	0	0	1	0	0	0	0	2	6	0.00	0.000

PITCHER	IP	WLS	BF	H	R	ER	SO	BB	IBB	HBP	BLK	WP	HR	S	P	ERA	WHIP

Atlanta Braves @ New York Mets

Shea Stadium, Flushing, NY

Thu Aug 17 1972, 3:33 AM EDT

Att. 30,519 - Unknown

livebaseballscorecards.com

BOTTOM

Batter	1	2	3	4	5	6	7	8	9	AB	R	H	RBI	BB	SO	LOB
Lute Barnes, R (1, 4) OBP: 0.462, SLG: 0.636	F2		F8 1-2		P5			G3 SF7 2B		4	1	1	0	0	0	2
Wayne Garrett, L (1, 5) OBP: 0.382, SLG: 0.317	2B BB		K			4-3		G3 2-3		3	1	0	0	1	1	2
Tommie Agee, R (1, 8) OBP: 0.336, SLG: 0.409	CS 1-H 2B			1-3 5-3 HBP		5-3		E IBB		2	0	1	1	1	0	0
Ed Kranepool, L (1, 3) OBP: 0.322, SLG: 0.370	6-3 2-3			5-3 1-2		BB		SF7 1-3 3-H		2	0	0	1	1	0	2
John Milner, L (1, 7) OBP: 0.353, SLG: 0.430		L8		1-3 2-3		P4		6-3		4	0	0	0	0	0	3
Duffy Dyer, R (1, 2) OBP: 0.323, SLG: 0.419		G3		1-5-3			5-3 HBP			2	0	0	0	0	0	1
Dave Schneck, L (1, 9) OBP: 0.242, SLG: 0.315		P2			F8		P6			3	0	0	0	0	0	1
Ted Martinez, R (1, 6) OBP: 0.249, SLG: 0.270			S 1B		L6		5-3 1-2			3	0	1	0	0	0	1
Tom Seaver, R (1, 1) OBP: 0.214, SLG: 0.292 Tug McGraw, R (9, 1) OBP: 0.200, SLG: 0.143			F2		1B		K			3 0	0 0	1 0	0 0	0 0	1 0	2 0
Inning Stats	R: 1 E: 0 K: 0 S: 3 H: 1 LOB: 0 BB: 1 P: 7	R: 0 E: 0 K: 0 S: 3 H: 0 LOB: 0 BB: 0 P: 3	R: 0 E: 0 K: 1 S: 6 H: 1 LOB: 1 BB: 0 P: 6	R: 0 E: 0 K: 0 S: 3 H: 0 LOB: 1 BB: 0 P: 4	R: 0 E: 0 K: 0 S: 4 H: 1 LOB: 1 BB: 0 P: 4	R: 0 E: 0 K: 0 S: 3 H: 0 LOB: 1 BB: 1 P: 7	R: 0 E: 0 K: 1 S: 5 H: 0 LOB: 1 BB: 0 P: 6	R: 1 E: 1 K: 0 S: 4 H: 1 LOB: 1 BB: 1 P: 8		1B: 2 2B: 2 3B: 0 HR: 0 SF: 1 SAC: 0 DP: 0 HBP: 2						

PITCHER	IP	WLS	BF	H	R	ER	SO	BB	IBB	HBP	BLK	WP	HR	S	P	ERA	WHIP
Ron Reed, R (1, 1) ERA: 3.62	8.0	L	32	4	2	2	2	2	1	2	0	0	0	31	45	2.25	0.750

PITCHER	IP	WLS	BF	H	R	ER	SO	BB	IBB	HBP	BLK	WP	HR	S	P	ERA	WHIP

AB	26
R	2
H	4
RBI	2
BB	3
SO	2
LOB	14

Batter	1	2	3	4	5	6	7	8	9	AB	R	H	RBI	BB	SO	LOB
Pete Rose, S (1, 7) OBP: 0.374, SLG: 0.396	5-3		6-3	1-2 2-H 1B		BBBB 4-0 L3 BB		0-0 S 1B 1B		4	1	2	1	1	0	0
Joe Morgan, L (1, 4) OBP: 0.415, SLG: 0.429	F5			1B SF7 HBP 4-3		0-0 L3 1-2		0-0 1-H 1B 1B		4	2	1	1	0	0	3
Bobby Tolan, L (1, 8) OBP: 0.349, SLG: 0.409 Cesar Geronimo, L (9, 8) OBP: 0.335, SLG: 0.434	G3			0-0 BB 1-3 1B 1B	H 1-0 1B S HBP		0-0 CS 1B	0-0 2-H 1B		4 0	1 0	3 0	1 0	0 0	0 0	0 0
Johnny Bench, R (1, 9) OBP: 0.372, SLG: 0.522		6-3		0-0 SF7 3-H	0-0 F9 1-2		0-0 F7 1-2	0-0 L5		4	0	0	1	0	0	3
Tony Perez, R (1, 3) OBP: 0.363, SLG: 0.526		SSS 0-3 K		BBBB 4-0 1B 1-2 1B BB	IIII 4-0 1B IBB		BBBB 4-0 1B BB		0-0 G5-4-3 1B	2	1	1	0	3	1	0
Denis Menke, R (1, 5) OBP: 0.318, SLG: 0.335		0-0 1B		0-0 1B SH 1-2 2-H 1B	0-0 1-2 2-3 1B		0-0 FC6-4 1-2 1B		0-0 G5-4-3 1-2f	5	1	4	1	0	0	1
Dave Concepcion, R (1, 6) OBP: 0.286, SLG: 0.268		SSS 0-3 K		0-0 SH 1B 1-3 2-H 1B	SSS 0-3 K		0-0 FC6-4 1-2f		BBBB 4-0 1B 1B BB	4	2	1	1	1	2	6
Bill Plummer, R (1, 2) OBP: 0.195, SLG: 0.205			0-0 5-3	0-0 SH 1B 1-2 3-H	0-0 F9		SSS 0-3 K	0-0 1B 1-2 1B		4	0	1	1	0	1	3
Tom Hall, L (1, 1) OBP: 0.192, SLG: 0.125 Pedro Borbon, R (6, 1) OBP: 0.143, SLG: 0.077			SSS 0-3 K	SSS 0-3 K		SSS 0-3 K		0-0 F8	0-0 1-3 2-H 1B	3 2	0 0	0 1	0 1	0 0	3 0	2 0
Inning Stats	R: 0 E: 0 K: 0 S: 3 H: 0 LOB: 0 BB: 0 P: 3	R: 0 E: 0 K: 2 S: 8 H: 1 LOB: 1 BB: 0 P: 8	R: 0 E: 0 K: 1 S: 5 H: 0 LOB: 0 BB: 0 P: 5	R: 5 E: 0 K: 1 S: 10 H: 4 LOB: 2 BB: 1 P: 15	R: 0 E: 0 K: 1 S: 6 H: 1 LOB: 3 BB: 1 P: 11	R: 0 E: 0 K: 1 S: 4 H: 0 LOB: 0 BB: 1 P: 8	R: 0 E: 0 K: 0 S: 4 H: 2 LOB: 2 BB: 1 P: 8	R: 2 E: 0 K: 1 S: 8 H: 3 LOB: 1 BB: 0 P: 8	R: 1 E: 0 K: 0 S: 4 H: 3 LOB: 2 BB: 1 P: 8	1B: 14 2B: 1 3B: 0 HR: 0	SF: 1 SAC: 1 DP: 2 HBP: 2			WP: 0 PB: 0 SB: 2 CS: 1	PA: 45	

PITCHER		IP	WLS	BF	H	R	ER	SO	BB	IBB	HBP	BLK	WP	HR	S	P	ERA	WHIP
Jerry Koosman, L ERA: 4.1	(1, 1)	3.2	L	19	5	5	5	4	1	0	1	0	0	0	25	30	12.27	1.636
Ray Sadecki, L ERA: 2.72	(4, 1)	4.1		21	6	2	2	3	2	1	1	0	0	0	23	36	4.15	1.846
Bob Rauch, R ERA: 6.75	(9, 1)	1.0		5	3	1	1	0	1	0	0	0	0	0	4	8	9.00	4.000

PITCHER	IP	WLS	BF	H	R	ER	SO	BB	IBB	HBP	BLK	WP	HR	S	P	ERA	WHIP

TOP

Cincinnati Reds @ New York Mets

Shea Stadium, Flushing, NY

Fri Aug 18 1972, 7:05 PM EDT

Att. 47,957 - Unknown

livebaseballscorecards.com

AB	36
R	8
H	14
RBI	8
BB	5
SO	7
LOB	18

Cincinnati Reds @ New York Mets

Shea Stadium, Flushing, NY

Fri Aug 18 1972, 7:05 PM EDT

Att. 47,957 - Unknown

livebaseballscorecards.com

BOTTOM

Batter	1	2	3	4	5	6	7	8	9	AB	R	H	RBI	BB	SO	LOB
Lute Barnes, R (1, 4) OBP: 0.471, SLG: 0.571	F8		F8			BB		E9 / G6-4-3 (2-H) / 1B		3	0	1	0	1	0	0
Wayne Garrett, L (1, 5) OBP: 0.376, SLG: 0.311	F9			K		F9		G6-4-3 (1-2f)		4	0	0	0	0	1	2
Willie Mays, R (1, 8) OBP: 0.425, SLG: 0.435	P6			HR				1B		3	1	2	1	1	0	0
Dave Schneck, L (8, PR) OBP: 0.242, SLG: 0.315 (9, 8)						G4-3 (1-2) / BB				0	0	0	0	0	0	0
Tommie Agee, R (1, 9) OBP: 0.338, SLG: 0.408		CS / BB		1B		G4-3 (1-2f)		4-3		3	0	1	0	1	0	3
Duffy Dyer, R (1, 2) OBP: 0.317, SLG: 0.411		K (1-2)		L9			6-3		4-3	4	0	0	0	0	1	2
John Milner, L (1, 7) OBP: 0.355, SLG: 0.435		1B		K			K		2B	4	0	2	0	0	2	1
Jim Beauchamp, R (1, 3) OBP: 0.203, SLG: 0.183		K			P4		FC6 / HBP		K	3	0	0	0	0	2	2
Ted Martinez, R (1, 6) OBP: 0.245, SLG: 0.266			F7		K		FC6 (1-2f)		5-3	4	0	0	0	0	1	2
Jerry Koosman, R (1, 1) OBP: 0.083, SLG: 0.083			K		4-3			E / 2B		1	0	0	0	0	1	0
Ray Sadecki, L (4, 1) OBP: 0.200, SLG: 0.200										1	0	0	0	0	0	0
Dave Marshall, L (8, PH) OBP: 0.322, SLG: 0.369										1	1	1	0	0	0	0
Bob Rauch, R (9, 1)										0	0	0	0	0	0	0
Inning Stats	R: 0 E: 0 K: 0 S: 3 / H: 0 LOB: 0 BB: 0 P: 3	R: 0 E: 0 K: 2 S: 7 / H: 1 LOB: 1 BB: 1 P: 11	R: 0 E: 0 K: 1 S: 5 / H: 0 LOB: 0 BB: 0 P: 5	R: 1 E: 0 K: 2 S: 9 / H: 2 LOB: 1 BB: 0 P: 9	R: 0 E: 0 K: 1 S: 5 / H: 0 LOB: 0 BB: 0 P: 5	R: 0 E: 0 K: 0 S: 2 / H: 0 LOB: 1 BB: 2 P: 10	R: 0 E: 0 K: 1 S: 5 / H: 0 LOB: 1 BB: 0 P: 6	R: 1 E: 1 K: 0 S: 5 / H: 3 LOB: 1 BB: 0 P: 5	R: 0 E: 0 K: 1 S: 6 / H: 1 LOB: 1 BB: 0 P: 6	1B: 4 2B: 3 3B: 0 HR: 1	SF: 0 SAC: 0 DP: 3 HBP: 1			WP: 0 PB: 0 SB: 0 CS: 1	PA: 35		

	AB	31
	R	2
	H	7
	RBI	1
	BB	3
	SO	8
	LOB	12

PITCHER		IP	WLS	BF	H	R	ER	SO	BB	IBB	HBP	BLK	WP	HR	S	P	ERA	WHIP
Tom Hall, L ERA: 2.64	(1, 1)	5.1	W	21	3	1	1	6	3	0	0	0	0	1	30	42	1.69	1.125
Pedro Borbon, R ERA: 3.14	(6, 1)	3.2	S	14	4	1	1	2	0	0	1	0	0	0	17	18	2.46	1.091

PITCHER	IP	WLS	BF	H	R	ER	SO	BB	IBB	HBP	BLK	WP	HR	S	P	ERA	WHIP

Batter	1	2	3	4	5	6	7	8	9	AB	R	H	RBI	BB	SO	LOB
Pete Rose, S (1, 7) OBP: 0.374, SLG: 0.396	4-3		CS 1B		2B SF9 1B		F8		K	5	1	2	0	0	1	1
Joe Morgan, L (1, 4) OBP: 0.417, SLG: 0.432	6-3		F8 1-2		SF9 1-3 2B		BBBB G3 BB		1-2 1B	4	0	2	0	1	0	1
Bobby Tolan, L (1, 8) OBP: 0.347, SLG: 0.407	6-3			BBBB G5-4-3 1B 1B BB	SF9 2-3 3-H		SSS G3 1-2		SSS K	3	1	0	1	1	1	3
Johnny Bench, R (1, 9) OBP: 0.376, SLG: 0.531		HR		1-2 G5-4-3 1B	H HBP		SSS K			3	1	2	1	0	1	1
Tony Perez, R (1, 3) OBP: 0.361, SLG: 0.525		F9 1B 2B		1-2f 2-3	SSS K			P4		4	1	1	0	0	1	4
Denis Menke, R (1, 5) OBP: 0.317, SLG: 0.334		F9 2-3		SSS E 1B 3-H	SSS K			6-3		4	1	1	1	0	1	3
Dave Concepcion, R (1, 6) OBP: 0.288, SLG: 0.271		G6-4-3 1B 3-H		E9 1-H		6-3		6-3		4	0	2	1	0	0	0
Bill Plummer, R (1, 2) OBP: 0.222, SLG: 0.238		G6-4-3 1-2f		IBB		P4			FC1-5 2B	3	0	1	0	1	0	1
Jack Billingham, R (1, 1) OBP: 0.094, SLG: 0.059			6-3	G3		6-3			FC1-5 1B 2-3	4	0	0	0	0	0	3
Inning Stats	R: 0 E: 0 K: 0 S: 3 H: 0 LOB: 0 BB: 0 P: 3	R: 2 E: 0 K: 0 S: 5 H: 3 LOB: 0 BB: 0 P: 5	R: 0 E: 0 K: 0 S: 3 H: 1 LOB: 0 BB: 0 P: 3	R: 2 E: 1 K: 0 S: 5 H: 3 LOB: 2 BB: 2 P: 13	R: 1 E: 0 K: 2 S: 9 H: 2 LOB: 2 BB: 0 P: 10	R: 0 E: 0 K: 0 S: 3 H: 0 LOB: 0 BB: 0 P: 3	R: 0 E: 0 K: 1 S: 5 H: 0 LOB: 1 BB: 1 P: 9	R: 0 E: 0 K: 0 S: 3 H: 0 LOB: 0 BB: 0 P: 3	R: 0 E: 0 K: 2 S: 9 H: 2 LOB: 2 BB: 0 P: 9	1B: 7 2B: 3 3B: 0 HR: 1 SF: 1 SAC: 0 DP: 2 HBP: 1						

PITCHER	IP	WLS	BF	H	R	ER	SO	BB	IBB	HBP	BLK	WP	HR	S	P	ERA	WHIP
Brent Strom, L (1, 1) ERA: 3.48	3.2	L	16	7	4	3	0	1	0	0	0	0	1	15	19	7.36	2.182
Gary Gentry, R (4, 1) ERA: 3.81	1.1		8	2	1	1	2	0	1	1	0	0	0	10	15	6.75	1.500
Bob Rauch, R (6, 1) ERA: 5.19	2.0		7	0	0	0	1	1	0	0	0	0	0	8	12	0.00	0.500
Danny Frisella, R (8, 1) ERA: 2.84	2.0		8	2	0	0	2	0	0	0	0	0	0	12	12	0.00	1.000

PITCHER	IP	WLS	BF	H	R	ER	SO	BB	IBB	HBP	BLK	WP	HR	S	P	ERA	WHIP

Cincinnati Reds @ New York Mets

Shea Stadium, Flushing, NY

Sat Aug 19 1972, 3:33 AM EDT

Att. 43,257 - Unknown

TOP

livebaseballscorecards.com

AB	34
R	5
H	11
RBI	4
BB	3
SO	5
LOB	17

Cincinnati Reds @ New York Mets

Shea Stadium, Flushing, NY

Sat Aug 19 1972, 3:33 AM EDT

Att. 43,257 - Unknown

livebaseballscorecards.com

BOTTOM

Batter	1	2	3	4	5	6	7	8	9	AB	R	H	RBI	BB	SO	LOB
Lute Barnes, R (1, 4) OBP: 0.381, SLG: 0.444	F8		1-3		FC6-4 1-2f			5-3		4	0	0	0	0	0	1
Wayne Garrett, L (1, 5) OBP: 0.370, SLG: 0.304	F8		K			K		4-3		4	0	0	0	0	2	0
Tommie Agee, R (1, 8) OBP: 0.340, SLG: 0.407	F9			K		HBP 1B		BB		3	0	1	0	1	1	0
Ed Kranepool, L (1, 3) OBP: 0.325, SLG: 0.370		4-3		FC4-6 1B		1-2 HBP		4-3		3	0	1	0	0	0	1
John Milner, L (1, 7) OBP: 0.350, SLG: 0.428		E6 1B		FC4-6 1-2f		K			5-3	4	0	0	0	0	1	3
Dave Marshall, L (1, 9) OBP: 0.319, SLG: 0.364		1-2 1B		4-3		G3			F7	4	0	1	0	0	0	3
Jerry Grote, R (1, 2) OBP: 0.296, SLG: 0.288		K			FC6-4 HBP		K		G3	3	0	0	0	0	2	2
Ted Martinez, R (1, 6) OBP: 0.243, SLG: 0.263		F8			K		K			3	0	0	0	0	2	3
Brent Strom, R (1, 1) Gary Gentry, R (4, 1) OBP: 0.200, SLG: 0.150 Jim Beauchamp, R (5, PH) OBP: 0.200, SLG: 0.180 Bob Rauch, R (6, 1) Dave Schneck, L (7, PH) OBP: 0.240, SLG: 0.311 Danny Frisella, L (8, 1) OBP: 0.200, SLG: 0.200			5-3		FC6-4 FC6-4 1-2f		3-1			1 0 1 0 1 0	0 0 0 0 0 0	0 0 0 0 0 0	0 0 0 0 0 0	0 0 0 0 0 0	0 0 0 0 0 0	0 0 1 0 0 0
Inning Stats	R: 0 E: 0 K: 0 S: 3 H: 0 LOB: 0 BB: 0 P: 3	R: 0 E: 1 K: 1 S: 7 H: 1 LOB: 2 BB: 0 P: 7	R: 0 E: 0 K: 1 S: 5 H: 0 LOB: 0 BB: 0 P: 5	R: 0 E: 0 K: 1 S: 6 H: 1 LOB: 1 BB: 0 P: 6	R: 0 E: 0 K: 1 S: 5 H: 0 LOB: 1 BB: 0 P: 6	R: 0 E: 0 K: 2 S: 8 H: 1 LOB: 2 BB: 0 P: 9	R: 0 E: 0 K: 2 S: 7 H: 0 LOB: 0 BB: 0 P: 7	R: 0 E: 0 K: 0 S: 3 H: 0 LOB: 1 BB: 1 P: 7	R: 0 E: 0 K: 0 S: 3 H: 0 LOB: 0 BB: 0 P: 3	1B: 3 2B: 0 3B: 0 HR: 0	SF: 0 SAC: 0 DP: 0 HBP: 2			WP: 0 PB: 0 SB: 0 CS: 0		PA: 34	

	AB	31
	R	0
	H	3
	RBI	0
	BB	1
	SO	8
	LOB	14

PITCHER	IP	WLS	BF	H	R	ER	SO	BB	IBB	HBP	BLK	WP	HR	S	P	ERA	WHIP
Jack Billingham, R (1, 1) ERA: 3.21	9.0	W	34	3	0	0	8	1	0	2	0	0	0	47	53	0.00	0.444

PITCHER	IP	WLS	BF	H	R	ER	SO	BB	IBB	HBP	BLK	WP	HR	S	P	ERA	WHIP

Cincinnati Reds @ New York Mets

Shea Stadium, Flushing, NY

Sun Aug 20 1972, 3:33 AM EDT

Att. 42,555 - Unknown

TOP

livebaseballscorecards.com

Batter	1	2	3	4	5	6	7	8	9	AB	R	H	RBI	BB	SO	LOB
Pete Rose, S (1, 7) OBP: 0.377, SLG: 0.398	L9			K		BB, 1B 1-2	FC1, E, SF8 1-3 2-H 3-H	2B, FC4-2-5 1B	BBBB 1-2 BB	5	1	3	2	1	1	0
George Foster, R (9, 7) OBP: 0.248, SLG: 0.309										0	0	0	0	0	0	0
Joe Morgan, L (1, 4) OBP: 0.419, SLG: 0.436	BBBB CS BB			P3		BB 1-2 2-H	E3, SF8, FC1, 2B 1-2 3-H	FC4-2-5 1B 1-3	SSS	4	2	2	1	1	0	1
Julian Javier, R (9, PH) (9, 4) OBP: 0.266, SLG: 0.319									K	1	0	0	0	0	1	2
Bobby Tolan, L (1, 8) OBP: 0.345, SLG: 0.403	5-3 1-2			G3		P6	FC1, 2B 1-2 2-3	FC4-2-5 BB, 1B 2-3 3-H		4	0	0	0	0	0	5
Ted Uhlaender, L (7, 9) OBP: 0.241, SLG: 0.184										1	0	0	0	0	0	2
Tony Perez, R (1, 3) OBP: 0.362, SLG: 0.524		5-3			L6	BBBB BB 1-2 2-3	SF8 2-3 3-H	BB 1-2 3-H 1B		3	0	1	2	1	0	0
Clay Carroll, R (8, 1) OBP: 0.125, SLG: 0.125										0	0	0	0	0	0	0
Denis Menke, R (1, 5) OBP: 0.319, SLG: 0.342		P6			2B	F3	2B 1-3 3-H	BBBB BB 1-2 2-3		4	0	2	1	0	0	3
Dave Concepcion, R (7, 6) OBP: 0.291, SLG: 0.271										0	0	0	0	1	0	0
Cesar Geronimo, L (1, 9) (7, 8) OBP: 0.337, SLG: 0.430		F8			F8	SH, SH, E 1B	IBB	4-3		4	1	1	0	1	0	4
Darrel Chaney, S (1, 6) (7, 5) OBP: 0.351, SLG: 0.328			P5		4-3	SH, E, SH 1-2 1B	P6		K	4	1	0	0	0	1	4
Bill Plummer, R (1, 2) OBP: 0.204, SLG: 0.217			K			P4 1-2 2-3	SH, E 1B F9		F9	4	1	0	0	0	1	3
Don Gullett, R (1, 1) OBP: 0.318, SLG: 0.300			4-3			1B, 1B 1B	E4, 1B, E 1-2 2-3 3-H	SSS K	BB 1B	3	2	1	1	0	0	2
Joe Hague, L (8, PH) (8, 3) OBP: 0.341, SLG: 0.400										2	0	1	0	0	1	0

Inning Stats										
	R: 0 E: 0 K: 0 S: 2	H: 0 LOB: 0 BB: 1 P: 6	R: 0 E: 0 K: 0 S: 3	H: 0 LOB: 0 BB: 0 P: 3	R: 0 E: 0 K: 1 S: 5	H: 0 LOB: 0 BB: 0 P: 5	R: 0 E: 0 K: 1 S: 5	H: 0 LOB: 0 BB: 0 P: 5	R: 0 E: 0 K: 0 S: 4	H: 1 LOB: 1 BB: 0 P: 4
	R: 1 E: 0 K: 0 S: 6	H: 3 LOB: 3 BB: 1 P: 10	R: 6 E: 3 K: 0 S: 11	H: 3 LOB: 3 BB: 1 P: 15	R: 1 E: 0 K: 1 S: 8	H: 3 LOB: 3 BB: 1 P: 12	R: 0 E: 0 K: 2 S: 8	H: 1 LOB: 2 BB: 1 P: 12	1B: 8 2B: 3 3B: 0 HR: 0	SF: 1 SAC: 2 DP: 0 HBP: 0
									WP: 0 PB: 0 SB: 0 CS: 1	PA: 47

	AB	39
	R	8
	H	11
	RBI	7
	BB	5
	SO	5
	LOB	26

PITCHER		IP	WLS	BF	H	R	ER	SO	BB	IBB	HBP	BLK	WP	HR	S	P	ERA	WHIP
Jim McAndrew, R ERA: 2.56	(1, 1)	6.0	L	25	5	3	2	2	2	0	0	0	0	0	27	35	3.00	1.167
Ray Sadecki, L ERA: 2.72	(7, 1)	0.0		5	1	2	0	0	0	0	0	0	0	0	5	5	∞	∞
Danny Frisella, R ERA: 2.91	(7, 1)	2.0		12	4	3	1	1	1	1	0	0	0	0	12	20	4.50	2.500
Gary Gentry, R ERA: 3.78	(9, 1)	1.0		5	1	0	0	2	1	0	0	0	0	0	8	12	0.00	2.000

PITCHER		IP	WLS	BF	H	R	ER	SO	BB	IBB	HBP	BLK	WP	HR	S	P	ERA	WHIP

Batter	1	2	3	4	5	6	7	8	9	AB	R	H	RBI	BB	SO	LOB
Lute Barnes, R (1, 4) OBP: 0.440, SLG: 0.476	BBBB 4-0 1B BB		x 0-0 G3-6-3 1B			x 0-0 ① 5-3		x 0-0 1-2 1B		3	0	2	0	1	0	0
Wayne Garrett, L (1, 5) OBP: 0.368, SLG: 0.303	x 0-0 1-2 FC6-4 1B		x 0-0 ②③ G3-6-3 1-2f			x 0-0 ② 4-3		SSS 0-3 ② K		4	0	1	0	0	1	3
Willie Mays, R (1, 8) OBP: 0.424, SLG: 0.434 Dave Schneck, L (8, 8) OBP: 0.237, SLG: 0.308	x 0-0 ① F7			x 0-0 ① F9		x 0-0 1B		x 0-0 ③ G3		3 1	0 0	1 0	0 0	0 0	0 0	2 2
Cleon Jones, R (1, 7) OBP: 0.325, SLG: 0.356 John Milner, L (7, 7) OBP: 0.352, SLG: 0.434	x 0-0 ② L8			SSS 0-3 ② K		x 0-0 ③ P9			x 0-0 1B 1B 2B	3 1	0 1	0 1	0 0	0 0	1 0	3 0
Tommie Agee, R (1, 9) OBP: 0.339, SLG: 0.408	x 0-0 ③ FC6-4 1-2f			x 0-0 2B			x 0-0 ① F8		x 0-0 ① 6-3	4	0	1	0	0	0	3
Duffy Dyer, R (1, 2) OBP: 0.312, SLG: 0.403		x 0-0 ① P9		x 0-0 ③ F8			SSS 0-3 ② K		x 0-0 ② 1-3	4	0	0	0	0	1	2
Jim Beauchamp, R (1, 3) OBP: 0.203, SLG: 0.185		x 0-0 ② P5		SSS 0-3 ① K			x 0-0 ③ 1-6-3		x 0-0 2-3 1B 1B	4	0	1	0	0	1	0
Ted Martinez, R (1, 6) OBP: 0.243, SLG: 0.262		x 0-0 ③ 6-3		SSS 0-3 ② K				x 0-0 ① 1-3	x 0-0 1-2 3-H 1B	4	0	1	1	0	1	0
Jim McAndrew, R (1, 1) OBP: 0.118, SLG: 0.063 Ray Sadecki, L (7, 1) OBP: 0.200, SLG: 0.200 Danny Frisella, L (7, 1) OBP: 0.200, SLG: 0.200 Ed Kranepool, L (8, PH) OBP: 0.328, SLG: 0.373 Gary Gentry, R (9, 1) OBP: 0.205, SLG: 0.150 Dave Marshall, L (9, PH) OBP: 0.317, SLG: 0.361			SSS 0-3 ① K		x 0-0 ③ F9			x 0-0 1B 1B	x 0-0 ③ F7	2 0 0 1 0 1	0 0 0 0 0 0	0 0 0 1 0 0	0 0 0 0 0 0	1 0 0 0 0 0	0 0 0 0 0 0	0 0 0 0 0 2
Inning Stats	R: 0 E: 0 K: 0 S: 4 H: 1 LOB: 2 BB: 1 P: 8	R: 0 E: 0 K: 0 S: 3 H: 0 LOB: 0 BB: 0 P: 3	R: 0 E: 0 K: 1 S: 5 H: 1 LOB: 0 BB: 0 P: 5	R: 0 E: 0 K: 1 S: 6 H: 1 LOB: 1 BB: 0 P: 6	R: 0 E: 0 K: 2 S: 7 H: 0 LOB: 0 BB: 0 P: 7	R: 0 E: 0 K: 0 S: 4 H: 1 LOB: 1 BB: 0 P: 4	R: 0 E: 0 K: 1 S: 5 H: 0 LOB: 0 BB: 0 P: 5	R: 0 E: 0 K: 1 S: 7 H: 2 LOB: 2 BB: 0 P: 7	R: 1 E: 0 K: 0 S: 6 H: 3 LOB: 2 BB: 0 P: 6	1B: 7 2B: 2 3B: 0 HR: 0	SF: 0 SAC: 0 DP: 1 HBP: 0			WP: 0 PB: 0 SB: 0 CS: 0	PA: 36		

PITCHER		IP	WLS	BF	H	R	ER	SO	BB	IBB	HBP	BLK	WP	HR	S	P	ERA	WHIP
Don Gullett, L ERA: 4.64	(1, 1)	7.0	W	25	4	0	0	5	1	0	0	0	0	0	34	38	0.00	0.714
Clay Carroll, R ERA: 2.57	(8, 1)	2.0	S	11	5	1	1	1	0	0	0	0	0	0	13	13	4.50	2.500

PITCHER	IP	WLS	BF	H	R	ER	SO	BB	IBB	HBP	BLK	WP	HR	S	P	ERA	WHIP

Cincinnati Reds @ New York Mets

Shea Stadium, Flushing, NY

Sun Aug 20 1972, 3:33 AM EDT

Att. 42,555 - Unknown

BOTTOM

livebaseballscorecards.com

AB	35
R	1
H	9
RBI	1
BB	1
SO	6
LOB	17

Batter	1	2	3	4	5	6	7	8	9	AB	R	H	RBI	BB	SO	LOB
Roger Metzger, S (1, 6) OBP: 0.276, SLG: 0.253	BBBB 4-0 E WP 4-2 BB		SSS 0-3 ② K		x 0-0 ③ FC6 1-2f			BBBB 4-0 2B BB		2	1	0	0	2	1	1
Cesar Cedeno, R (1, 8)	x 0-0 E9 1-3		x 0-0 ③ 5-3			x 0-0 HR		x 0-0 1-H 2B		4	1	2	2	0	0	1
Jimmy Wynn, R (1, 9) OBP: 0.379, SLG: 0.476	x 0-0 ① ② 4-2 3-Hf			x 0-0 ① 3-1		x 0-0 ① F8		I I I 4-0 G5-4-3 IBB		3	0	0	0	1	0	2
Lee May, R (1, 3) OBP: 0.349, SLG: 0.521	SSS 0-3 ③ K			x 0-0 2B		SSS 0-3 ② K		x 0-0 ② ③ G5-4-3 1-2f		4	0	1	0	0	2	3
Doug Rader, R (1, 5) OBP: 0.303, SLG: 0.425		x 0-0 CS 1B		x 0-0 ② F9		x 0-0 ③ F8			SSS 0-3 ① K	4	0	1	0	0	1	1
Tommy Helms, R (1, 4) OBP: 0.293, SLG: 0.371		x 0-0 ① 1-3 1-2 1B		x 0-0 ③ F8			x 0-0 ① 5-3		x 0-0 1B	4	0	2	0	0	0	1
Jesus Alou, R (1, 7) OBP: 0.364, SLG: 0.343		x 0-0 ② 1-3 1-2			x 0-0 FC6 1B		x 0-0 ② 6-3		x 0-0 ② F3	4	0	1	0	0	0	2
Larry Howard, R (1, 2) OBP: 0.274, SLG: 0.287		x 0-0 ③ 5-3			SSS 0-3 ① K		x 0-0 ③ F9		x 0-0 ③ F8	4	0	0	0	0	1	3
Jerry Reuss, L (1, 1) OBP: 0.164, SLG: 0.154			SSS 0-3 ① K		SSS 0-3 ② K			SSS 0-3 ① K		2	0	0	0	0	2	1
Bob Watson, R (8, PH) OBP: 0.379, SLG: 0.446										1	0	0	0	0	1	0
Jim Ray, R (8, 1) OBP: 0.071, SLG: 0.071										0	0	0	0	0	0	0
Inning Stats	R: 0 E: 1 K: 1 S: 5 H: 0 LOB: 1 BB: 1 P: 9	R: 0 E: 0 K: 0 S: 4 H: 2 LOB: 1 BB: 0 P: 4	R: 0 E: 0 K: 2 S: 7 H: 0 LOB: 0 BB: 0 P: 7	R: 0 E: 0 K: 0 S: 4 H: 1 LOB: 1 BB: 0 P: 4	R: 0 E: 0 K: 2 S: 8 H: 1 LOB: 1 BB: 0 P: 8	R: 1 E: 0 K: 1 S: 6 H: 1 LOB: 0 BB: 0 P: 6	R: 0 E: 0 K: 0 S: 3 H: 0 LOB: 0 BB: 0 P: 3	R: 1 E: 0 K: 1 S: 5 H: 1 LOB: 1 BB: 2 P: 13	R: 0 E: 0 K: 1 S: 6 H: 1 LOB: 1 BB: 0 P: 6	1B: 4 2B: 3 3B: 0 HR: 1 SF: 0 SAC: 0 DP: 2 HBP: 0						

PITCHER	IP	WLS	BF	H	R	ER	SO	BB	IBB	HBP	BLK	WP	HR	S	P	ERA	WHIP
Jon Matlack, L (1, 1) ERA: 2.18	9.0	W	35	7	2	2	8	2	1	0	0	1	1	48	60	2.00	1.000

PITCHER	IP	WLS	BF	H	R	ER	SO	BB	IBB	HBP	BLK	WP	HR	S	P	ERA	WHIP

TOP

Houston Astros @ New York Mets

Shea Stadium, Flushing, NY

Mon Aug 21 1972, 7:05 PM EDT

Att. 24,242 - Unknown

livebaseballscorecards.com

AB	32
R	2
H	7
RBI	2
BB	3
SO	8
LOB	15

WP: 1 PB: 0 SB: 0 CS: 1 PA: 35

Houston Astros @ New York Mets

Shea Stadium, Flushing, NY

Mon Aug 21 1972, 7:05 PM EDT

Att. 24,242 - Unknown

BOTTOM

Batter	1	2	3	4	5	6	7	8	9	AB	R	H	RBI	BB	SO	LOB
Lute Barnes, R (1, 4) OBP: 0.414, SLG: 0.440	L7		E 4-3 1B 1-H		F9			F3		4	0	1	1	0	0	1
Wayne Garrett, L (1, 5) OBP: 0.366, SLG: 0.299	BB		4-3 1-2			F7		4-3 1-2		3	0	0	0	1	0	2
Willie Mays, R (1, 8) OBP: 0.418, SLG: 0.426	F8		E5 PB 2-3			F9		K		4	0	0	0	0	1	3
Tommie Agee, R (1, 9) OBP: 0.335, SLG: 0.403	K		K 1-2			F9			5-3	4	0	0	0	0	2	3
Duffy Dyer, R (1, 2) OBP: 0.307, SLG: 0.395		K		P6			F7		6-3	4	0	0	0	0	1	0
John Milner, L (1, 7) OBP: 0.351, SLG: 0.429		P6		4-3			F8		HR BB	3	1	0	0	1	0	0
Jim Beauchamp, R (1, 3) OBP: 0.219, SLG: 0.290		F8		2-3			HR		HR 1-H	4	2	2	3	0	0	0
Ted Martinez, R (1, 6) OBP: 0.244, SLG: 0.263			S 1B 1B		K		4-3			3	1	1	0	0	1	0
Jon Matlack, L (1, 1) OBP: 0.250, SLG: 0.175			K		K			4-3 BB		2	0	0	0	1	2	1
Inning Stats	R: 0 H: 0 E: 0 LOB: 1 K: 1 BB: 1 S: 5 P: 9	R: 0 H: 0 E: 0 LOB: 0 K: 1 BB: 0 S: 5 P: 5	R: 1 H: 2 E: 1 LOB: 2 K: 2 BB: 0 S: 10 P: 10	R: 0 H: 0 E: 0 LOB: 0 K: 0 BB: 0 S: 3 P: 3	R: 0 H: 0 E: 0 LOB: 0 K: 2 BB: 0 S: 7 P: 7	R: 0 H: 0 E: 0 LOB: 0 K: 0 BB: 0 S: 3 P: 3	R: 1 H: 1 E: 0 LOB: 0 K: 0 BB: 0 S: 4 P: 4	R: 0 H: 0 E: 0 LOB: 1 K: 1 BB: 1 S: 5 P: 9	R: 2 H: 1 E: 0 LOB: 0 K: 0 BB: 1 S: 3 P: 7	1B: 2 SF: 0 2B: 0 SAC: 0 3B: 0 DP: 0 HR: 2 HBP: 0						WP: 0 PA: 34 PB: 1 SB: 1 CS: 0	

livebaseballscorecards.com

	AB	31
	R	4
	H	4
	RBI	4
	BB	3
	SO	7
	LOB	10

PITCHER		IP	WLS	BF	H	R	ER	SO	BB	IBB	HBP	BLK	WP	HR	S	P	ERA	WHIP
Jerry Reuss, L ERA: 4.13	(1, 1)	7.0		26	3	2	2	6	1	0	0	0	0	1	37	41	2.57	0.571
Jim Ray, R ERA: 3.68	(8, 1)	1.2	L	8	1	2	2	1	2	0	0	0	0	1	8	16	10.80	1.800

PITCHER	IP	WLS	BF	H	R	ER	SO	BB	IBB	HBP	BLK	WP	HR	S	P	ERA	WHIP

Batter	1	2	3	4	5	6	7	8	9	AB	R	H	RBI	BB	SO	LOB
Roger Metzger, S (1, 6) OBP: 0.278, SLG: 0.255	FC6-4 1B		6-3		1-2 1B		FC6-4 FC4 1-2f 2-3			4	0	2	0	0	0	2
Cesar Cedeno, R (1, 8) OBP: 0.403, SLG: 0.581	P6		K		F8		FC4 1-2f			4	0	0	0	0	1	5
Jimmy Wynn, R (1, 9) OBP: 0.378, SLG: 0.474	FC6-4 1-2f 1B		K		K			FC5-4 1B		4	1	1	0	0	2	3
Lee May, R (1, 3) OBP: 0.348, SLG: 0.519	FC4 2-H 1B			K	L5			FC5-4 1-2f		4	0	1	1	0	1	1
Bob Watson, R (1, 7) OBP: 0.379, SLG: 0.452	FC4 1-2f			HR	K			K		3	1	1	1	0	1	1
Norm Miller, L (7, 7) OBP: 0.317, SLG: 0.380										1	0	0	0	0	1	1
Johnny Edwards, L (1, 2) OBP: 0.348, SLG: 0.383		F8		K	4-3			4-3		4	0	0	0	0	1	1
Doug Rader, R (1, 5) OBP: 0.303, SLG: 0.422		K		K			FC1-5 1B BB		6-3	3	0	0	0	1	2	0
Tommy Helms, R (1, 4) OBP: 0.295, SLG: 0.372		1B			5-3		FC6-4 FC1-5 1-2 1B		F8	4	0	2	0	0	0	0
Dave Roberts, L (1, 1) OBP: 0.262, SLG: 0.344		K			1B BB		FC1-5 1-2 2-3f FC6-4		P5	2	0	0	0	1	1	3
Jim York, R (8, 1)										0	0	0	0	0	0	0
Jimmy Stewart, S (9, PH) OBP: 0.229, SLG: 0.292										1	0	0	0	0	0	0
Inning Stats	R: 1 H: 2 E: 1 LOB: 1 K: 0 BB: 0 S: 5 P: 5	R: 0 H: 1 E: 0 LOB: 1 K: 2 BB: 0 S: 8 P: 8	R: 0 H: 0 E: 0 LOB: 0 K: 2 BB: 0 S: 7 P: 7	R: 1 H: 1 E: 0 LOB: 0 K: 3 BB: 0 S: 10 P: 10	R: 0 H: 1 E: 0 LOB: 2 K: 1 BB: 1 S: 6 P: 10	R: 0 H: 0 E: 0 LOB: 0 K: 1 BB: 0 S: 5 P: 5	R: 0 H: 1 E: 0 LOB: 2 K: 0 BB: 1 S: 4 P: 8	R: 0 H: 1 E: 0 LOB: 1 K: 1 BB: 0 S: 6 P: 6	R: 0 H: 0 E: 0 LOB: 0 K: 0 BB: 0 S: 3 P: 3	1B: 6 SF: 0 2B: 0 SAC: 0 3B: 0 DP: 0 HR: 1 HBP: 0						WP: 0 PA: 36 PB: 0 SB: 0 CS: 0

PITCHER	IP	WLS	BF	H	R	ER	SO	BB	IBB	HBP	BLK	WP	HR	S	P	ERA	WHIP
Tom Seaver, R (1, 1) ERA: 2.91	9.0	W	36	7	2	1	10	2	0	0	0	0	1	54	62	1.00	1.000

PITCHER	IP	WLS	BF	H	R	ER	SO	BB	IBB	HBP	BLK	WP	HR	S	P	ERA	WHIP

TOP

Houston Astros @ New York Mets

Shea Stadium, Flushing, NY

Tue Aug 22 1972, 7:05 PM EDT

Att. 30,368 - Unknown

livebaseballscorecards.com

AB	34
R	2
H	7
RBI	2
BB	2
SO	10
LOB	17

Batter	1	2	3	4	5	6	7	8	9	AB	R	H	RBI	BB	SO	LOB
Lute Barnes, R (1, 4) OBP: 0.424, SLG: 0.448	FC6-4 1B		P3		1B		G4-3 1-2f			4	0	2	0	0	0	1
Wayne Garrett, L (1, 5) OBP: 0.368, SLG: 0.302	FC6-4 CS 1-2f		FC5 1B		K			BB SH1-4 1B	1B	4	1	2	0	0	1	2
Willie Mays, R (1, 8) OBP: 0.414, SLG: 0.420	K 1-2		F8		F8			SH1-4 1-2		3	0	0	0	0	1	3
Tommie Agee, R (1, 9) OBP: 0.337, SLG: 0.403		G3 1B 1B BB	1B 1-2		L9			K		3	1	1	0	1	1	2
Duffy Dyer, R (1, 2) OBP: 0.310, SLG: 0.394		1B G3 1-2 1B	FC5 2-3f			6-3		BB 1B IBB		3	1	1	0	1	0	2
John Milner, L (1, 7) OBP: 0.349, SLG: 0.424		G3 1-2 2-3		K		K		1B BB 1-2 2-3		3	0	0	0	1	2	2
Jim Beauchamp, R (1, 3) OBP: 0.247, SLG: 0.356 Ed Kranepool, L (9, 3) OBP: 0.328, SLG: 0.373		1B 2-3 3-H		HR		K		1B 1-2 2-H 3-H		4 0	1 0	3 0	4 0	0 0	1 0	0 0
Ted Martinez, R (1, 6) OBP: 0.240, SLG: 0.259		F3		P4			6-3	P6		4	0	0	0	0	0	4
Tom Seaver, R (1, 1) OBP: 0.219, SLG: 0.294		K		5-3			G4-3 1B			3	0	1	0	0	1	2
Inning Stats	R: 0 H: 1 E: 0 LOB: 1 K: 1 BB: 0 S: 5 P: 5	R: 1 H: 2 E: 0 LOB: 2 K: 1 BB: 1 S: 7 P: 11	R: 0 H: 2 E: 0 LOB: 2 K: 0 BB: 0 S: 5 P: 5	R: 1 H: 1 E: 0 LOB: 0 K: 1 BB: 0 S: 6 P: 6	R: 0 H: 1 E: 0 LOB: 1 K: 1 BB: 0 S: 6 P: 6	R: 0 H: 0 E: 0 LOB: 0 K: 2 BB: 0 S: 7 P: 7	R: 0 H: 1 E: 0 LOB: 0 K: 0 BB: 0 S: 3 P: 3	R: 2 H: 2 E: 0 LOB: 2 K: 1 BB: 2 S: 7 P: 15		1B: 9 SF: 0 2B: 1 SAC: 1 3B: 0 DP: 2 HR: 1 HBP: 0						

PITCHER		IP	WLS	BF	H	R	ER	SO	BB	IBB	HBP	BLK	WP	HR	S	P	ERA	WHIP
Dave Roberts, L ERA: 4.57	(1, 1)	7.2	L	34	10	4	4	7	2	1	0	0	0	1	45	57	4.70	1.565
Jim York, R ERA: 4.82	(8, 1)	0.1		1	0	0	0	0	0	0	0	0	0	0	1	1	0.00	0.000

PITCHER	IP	WLS	BF	H	R	ER	SO	BB	IBB	HBP	BLK	WP	HR	S	P	ERA	WHIP

Houston Astros @ New York Mets

Shea Stadium, Flushing, NY

Tue Aug 22 1972, 7:05 PM EDT

Att. 30,368 - Unknown

BOTTOM

livebaseballscorecards.com

AB	31
R	4
H	10
RBI	4
BB	3
SO	7
LOB	18

Batter	1	2	3	4	5	6	7	8	9	AB	R	H	RBI	BB	SO	LOB
Roger Metzger, S (1, 6) OBP: 0.279, SLG: 0.255	S S S 0-3 ① K		B B B B 4-0 BB	x 0-0 2-H 3-H 1B		x 0-0 ② 5-3			x 0-0 ② F8	4	0	1	1	1	1	0
Cesar Cedeno, R (1, 8) OBP: 0.399, SLG: 0.574	x 0-0 ② F9		x 0-0 ③ 5-3	x 0-0 ③ 6-3		x 0-0 ③ F8			x 0-0 ③ L9	5	0	0	0	0	0	2
Jimmy Wynn, R (1, 9) OBP: 0.379, SLG: 0.473	S S S 0-3 ③ K			x 0-0 1B 2B 1B	B B B B 4-0 1B SF8 BB		x 0-0 ① 5-3			3	2	1	0	1	1	0
Bob Watson, R (1, 3) OBP: 0.380, SLG: 0.452		x 0-0 ① F9		x 0-0 2B 1-3 1B 1B	x 0-0 WP 1-3 1B 1B		x 0-0 ② 6-3			4	2	2	0	0	0	0
Doug Rader, R (1, 5) OBP: 0.304, SLG: 0.426		x 0-0 S 1B		x 0-0 1-3 3-H 1B 2B	x 0-0 ① SF8 3-H		x 0-0 ③ F8			3	1	2	2	0	0	0
Tommy Helms, R (1, 4) OBP: 0.297, SLG: 0.373		S S S 0-3 ② K 1-2		x 0-0 2B SF7 2-H 3-H 1B	x 0-0 ② F8 1-2			x 0-0 G6-4-3 1B		4	1	2	2	0	1	2
Jesus Alou, R (1, 7) OBP: 0.370, SLG: 0.365		x 0-0 ③ 2-3		x 0-0 1-3 1B 2B	x 0-0 2-H 1B			x 0-0 ① ② G6-4-3 1-2f		4	1	2	1	0	0	2
Larry Howard, R (1, 2) OBP: 0.271, SLG: 0.284 Bob Stinson, S (4, PH) (4, 2) OBP: 0.207, SLG: 0.222			S S S 0-3 ① K	x 0-0 ① SF7 3-H	x 0-0 ③ F7			x 0-0 ③ 4-3		1 2	0 0	0 0	0 1	0 0	1 0	0 1
Larry Dierker, R (1, 1) OBP: 0.182, SLG: 0.169			x 0-0 ② G3	S S S 0-3 ② K		x 0-0 ① F8			x 0-0 ① 4-3	4	0	0	0	0	1	1
Inning Stats	R: 0 E: 0 K: 2 S: 7 H: 0 LOB: 0 BB: 0 P: 7	R: 0 E: 0 K: 1 S: 6 H: 1 LOB: 1 BB: 0 P: 6	R: 0 E: 0 K: 1 S: 5 H: 0 LOB: 1 BB: 1 P: 9	R: 5 E: 0 K: 1 S: 11 H: 6 LOB: 1 BB: 0 P: 11	R: 2 E: 0 K: 0 S: 5 H: 2 LOB: 1 BB: 1 P: 9	R: 0 E: 0 K: 0 S: 3 H: 0 LOB: 0 BB: 0 P: 3	R: 0 E: 0 K: 0 S: 3 H: 0 LOB: 0 BB: 0 P: 3	R: 0 E: 0 K: 0 S: 3 H: 1 LOB: 0 BB: 0 P: 3	R: 0 E: 0 K: 0 S: 3 H: 0 LOB: 0 BB: 0 P: 3	1B: 8 2B: 2 3B: 0 HR: 0	SF: 2 SAC: 0 DP: 1 HBP: 0						

TOP

Houston Astros @ New York Mets

Shea Stadium, Flushing, NY

Wed Aug 23 1972, 3:33 AM EDT

Att. 26,100 - Unknown

livebaseballscorecards.com

AB	34
R	7
H	10
RBI	7
BB	2
SO	5
LOB	8

WP: 1 PB: 0 SB: 1 CS: 0 PA: 38

PITCHER		IP	WLS	BF	H	R	ER	SO	BB	IBB	HBP	BLK	WP	HR	S	P	ERA	WHIP
Jerry Koosman, L ERA: 4.36	(1, 1)	3.0	L	16	6	5	5	4	1	0	0	0	0	0	23	27	15.00	2.333
Gary Gentry, R ERA: 3.86	(4, 1)	2.0		10	3	2	2	1	1	0	0	0	1	0	11	15	9.00	2.000
Ray Sadecki, L ERA: 2.55	(6, 1)	3.0		9	1	0	0	0	0	0	0	0	0	0	9	9	0.00	0.333
Tug McGraw, L ERA: 1.82	(9, 1)	1.0		3	0	0	0	0	0	0	0	0	0	0	3	3	0.00	0.000

PITCHER	IP	WLS	BF	H	R	ER	SO	BB	IBB	HBP	BLK	WP	HR	S	P	ERA	WHIP

Batter	1	2	3	4	5	6	7	8	9	AB	R	H	RBI	BB	SO	LOB
Lute Barnes, R (1, 6) OBP: 0.405, SLG: 0.424	6-3		2-H 1B		G6-4-3 1-2f			P6		4	0	1	1	0	0	3
Wayne Garrett, L (1, 5) OBP: 0.366, SLG: 0.301	4-3		G3			F7		1-3 FC4-6 1B		4	0	1	0	0	0	1
Tommie Agee, R (1, 8) OBP: 0.339, SLG: 0.402	K			4-3 G3 HBP		G4-6-3 1B		FC4-6 1-2f HR 3-H		3	1	1	1	0	1	1
Ed Kranepool, L (1, 3) OBP: 0.331, SLG: 0.386		BBBB G4-6-3 BB		G3 1-2		G4-6-3 1-2f		HR 1-H		3	1	1	2	1	0	2
John Milner, L (1, 7) OBP: 0.345, SLG: 0.417		G4-6-3 1-2f		4-3 2-3			K	F9		4	0	0	0	0	1	2
Dave Marshall, L (1, 9) OBP: 0.315, SLG: 0.351		4-3		P6			BBBB S BB		K	3	0	0	0	1	1	1
Duffy Dyer, R (1, 2) OBP: 0.309, SLG: 0.389			K		1B BB		K 1-2		F2	3	0	0	0	1	2	1
Ken Boswell, L (1, 4) OBP: 0.244, SLG: 0.264			1B 2B		G6-4-3 1-2 1B		K		K	4	1	2	0	0	2	1
Jerry Koosman, R (1, 1) OBP: 0.081, SLG: 0.081 Gary Gentry, R (4, 1) OBP: 0.205, SLG: 0.150 Dave Schneck, L (5, PH) OBP: 0.235, SLG: 0.304 Ray Sadecki, L (6, 1) OBP: 0.200, SLG: 0.200 Jim Beauchamp, R (8, PH) OBP: 0.256, SLG: 0.356 Tug McGraw, R (9, 1) OBP: 0.200, SLG: 0.143			K		K			1B FC4-6 BB		1 0 1 0 0 0	0 0 0 0 1 0	0 0 0 0 0 0	0 0 0 0 1 0	0 0 0 0 0 0	1 0 1 0 0 0	1 0 2 0 0 0
Inning Stats	R: 0 H: 0 E: 0 LOB: 0 K: 1 BB: 0 S: 5 P: 5	R: 0 H: 0 E: 0 LOB: 0 K: 0 BB: 1 S: 2 P: 6	R: 1 H: 2 E: 0 LOB: 1 K: 2 BB: 0 S: 9 P: 9	R: 0 H: 0 E: 0 LOB: 1 K: 0 BB: 0 S: 3 P: 4	R: 0 H: 1 E: 0 LOB: 1 K: 1 BB: 1 S: 5 P: 9	R: 0 H: 1 E: 0 LOB: 0 K: 0 BB: 0 S: 3 P: 3	R: 0 H: 0 E: 0 LOB: 1 K: 3 BB: 1 S: 9 P: 13	R: 3 H: 2 E: 0 LOB: 0 K: 0 BB: 1 S: 5 P: 9	R: 0 H: 0 E: 0 LOB: 0 K: 2 BB: 0 S: 7 P: 7	1B: 4 SF: 0 2B: 1 SAC: 0 3B: 0 DP: 3 HR: 1 HBP: 1						WP: 0 PA: 35 PB: 0 SB: 1 CS: 0	

PITCHER	IP	WLS	BF	H	R	ER	SO	BB	IBB	HBP	BLK	WP	HR	S	P	ERA	WHIP
Larry Dierker, R (1, 1) ERA: 3.16	9.0	W	35	6	4	4	9	4	0	1	0	0	1	48	65	4.00	1.111

PITCHER	IP	WLS	BF	H	R	ER	SO	BB	IBB	HBP	BLK	WP	HR	S	P	ERA	WHIP

BOTTOM

Houston Astros @ New York Mets

Shea Stadium, Flushing, NY

Wed Aug 23 1972, 3:33 AM EDT

Att. 26,100 - Unknown

livebaseballscorecards.com

AB	30
R	4
H	6
RBI	4
BB	4
SO	9
LOB	15

Batter	1	2	3	4	5	6	7	8	9	AB	R	H	RBI	BB	SO	LOB
Lute Barnes, R (1, 4) OBP: 0.390, SLG: 0.405	5-3		F9			L1-3 1-2		1B		4	0	1	0	0	0	2
Wayne Garrett, L (1, 5) OBP: 0.372, SLG: 0.303	BB G6-3			F8		BB		1B FC6 1-2 2-3		2	0	1	0	2	0	0
Willie Mays, R (1, 8) OBP: 0.409, SLG: 0.414 Dave Marshall, L (6, 9) OBP: 0.312, SLG: 0.348	G6-3 1-2f			K		K		K		3 1	0 0	0 0	0 0	0 0	2 1	2 3
Tommie Agee, R (1, 9) (6, 8) OBP: 0.341, SLG: 0.399		BB G5-4-3		BB			P3	FC6 1-2f		2	0	0	0	2	0	3
Duffy Dyer, R (1, 2) OBP: 0.304, SLG: 0.382		G5-4-3 1-2f		K			6-3		F8	4	0	0	0	0	1	2
John Milner, L (1, 7) OBP: 0.343, SLG: 0.426		K			3-1		HR		P6	4	1	1	1	0	1	0
Jim Beauchamp, R (1, 3) OBP: 0.268, SLG: 0.355			SH1-4 1B		K		K		BB	3	0	1	0	1	2	0
Bud Harrelson, S (1, 6) OBP: 0.306, SLG: 0.259			F9		F7			1B 2B	1B	4	0	2	0	0	0	1
Jim McAndrew, R (1, 1) OBP: 0.143, SLG: 0.063 Jim Fregosi, R (8, PH) OBP: 0.306, SLG: 0.357 Tug McGraw, R (8, 1) OBP: 0.200, SLG: 0.143 Ed Kranepool, L (9, PH) OBP: 0.329, SLG: 0.384			SH1-4 1-2			L1-3 BB		K	4-3	0 1 0 1	0 0 0 0	0 0 0 0	0 0 0 0	1 0 0 0	0 1 0 0	0 1 0 2
Inning Stats	R: 0 E: 0 K: 0 S: 2 H: 0 LOB: 0 BB: 1 P: 6	R: 0 E: 0 K: 1 S: 4 H: 0 LOB: 0 BB: 1 P: 8	R: 0 E: 0 K: 0 S: 4 H: 1 LOB: 1 BB: 0 P: 4	R: 0 E: 0 K: 2 S: 7 H: 0 LOB: 1 BB: 1 P: 11	R: 0 E: 0 K: 1 S: 5 H: 0 LOB: 0 BB: 0 P: 5	R: 0 E: 0 K: 1 S: 4 H: 0 LOB: 1 BB: 2 P: 12	R: 1 E: 0 K: 1 S: 6 H: 1 LOB: 0 BB: 0 P: 6	R: 0 E: 0 K: 2 S: 10 H: 3 LOB: 3 BB: 0 P: 10	R: 0 E: 0 K: 0 S: 4 H: 1 LOB: 2 BB: 1 P: 8	1B: 4 2B: 2 3B: 0 HR: 1	SF: 0 SAC: 1 DP: 3 HBP: 0					

PITCHER	IP	WLS	BF	H	R	ER	SO	BB	IBB	HBP	BLK	WP	HR	S	P	ERA	WHIP
George Stone, L (1, 1) ERA: 4.72	8.2	W	35	6	1	1	8	6	0	0	0	0	1	45	69	1.04	1.385
Cecil Upshaw, R (9, 1) ERA: 4.47	0.1	S	1	0	0	0	0	0	0	0	0	0	0	1	1	0.00	0.000

PITCHER	IP	WLS	BF	H	R	ER	SO	BB	IBB	HBP	BLK	WP	HR	S	P	ERA	WHIP

TOP

New York Mets @ Atlanta Braves

Atlanta Stadium, Atlanta, GA

Fri Aug 25 1972, 7:05 PM EDT

Att. 12,097 - Unknown

livebaseballscorecards.com

AB	29
R	1
H	6
RBI	1
BB	6
SO	8
LOB	16

WP: 0 PB: 0 SB: 0 CS: 0 PA: 36

New York Mets @ Atlanta Braves

Atlanta Stadium, Atlanta, GA

Fri Aug 25 1972, 7:05 PM EDT

Att. 12,097 - Unknown

livebaseballscorecards.com

BOTTOM

Batter	1	2	3	4	5	6	7	8	9	AB	R	H	RBI	BB	SO	LOB
Ralph Garr, L (1, 7) OBP: 0.363, SLG: 0.418	FC5-4 S 1B		1-2 1B		HR		F8			4	1	3	1	0	0	1
Felix Millan, R (1, 4) OBP: 0.289, SLG: 0.307	P6 1-2		F3		6-3		4-3 2-3			4	0	0	0	0	0	4
Hank Aaron, R (1, 3) OBP: 0.390, SLG: 0.484	FC5-4 WP 2-3		F8		BB			G5-4-3 BB		2	0	0	0	2	0	3
Dusty Baker Jr., R (1, 8) OBP: 0.381, SLG: 0.486	F7 1-2			E S 1B BB	L7			G5-4-3 1-2f		3	1	0	0	1	0	3
Earl Williams, R (1, 2) OBP: 0.335, SLG: 0.444		F7		K 1-2		F8		2B		4	0	1	0	0	1	1
Darrell Evans, L (1, 5) OBP: 0.367, SLG: 0.405		F5		F5		P6		3-1		4	0	0	0	0	0	2
Mike Lum, L (1, 9) OBP: 0.323, SLG: 0.363		F9		E3 1B 2-3		4-3				3	0	0	0	0	0	1
Marty Perez, R (1, 6) OBP: 0.265, SLG: 0.258			5-3	1-3 3-H 1B			WP SH2-4 1B			3	0	2	1	0	0	0
George Stone, L (1, 1) OBP: 0.308, SLG: 0.150 Cecil Upshaw, R (9, 1) OBP: 0.167, SLG: 0.167			1B 1B		P5		SH2-4 1-2			2 0	0 0	1 0	0 0	0 0	0 0	0 0
Inning Stats	R: 0 H: 1 E: 0 LOB: 1 K: 0 BB: 0 S: 4 P: 4	R: 0 H: 0 E: 0 LOB: 0 K: 0 BB: 0 S: 3 P: 3	R: 0 H: 2 E: 0 LOB: 2 K: 0 BB: 0 S: 5 P: 5	R: 1 H: 1 E: 1 LOB: 2 K: 1 BB: 1 S: 6 P: 10	R: 1 H: 1 E: 0 LOB: 1 K: 0 BB: 1 S: 4 P: 8	R: 0 H: 0 E: 0 LOB: 0 K: 0 BB: 0 S: 3 P: 3	R: 0 H: 1 E: 0 LOB: 1 K: 0 BB: 0 S: 4 P: 4	R: 0 H: 1 E: 0 LOB: 1 K: 0 BB: 1 S: 3 P: 7		1B: 5 SF: 0 2B: 1 SAC: 1 3B: 0 DP: 1 HR: 1 HBP: 0						

PITCHER		IP	WLS	BF	H	R	ER	SO	BB	IBB	HBP	BLK	WP	HR	S	P	ERA	WHIP
Jim McAndrew, R ERA: 2.48	(1, 1)	7.0	L	29	6	2	1	1	2	0	0	0	2	1	29	37	1.29	1.143
Tug McGraw, L ERA: 1.8	(8, 1)	1.0		4	1	0	0	0	1	0	0	0	0	0	3	7	0.00	2.000

PITCHER	IP	WLS	BF	H	R	ER	SO	BB	IBB	HBP	BLK	WP	HR	S	P	ERA	WHIP

AB	29
R	2
H	7
RBI	2
BB	3
SO	1
LOB	15

WP: 2 PA: 33
PB: 0
SB: 2
CS: 0

New York Mets @ Atlanta Braves

Atlanta Stadium, Atlanta, GA

Sat Aug 26 1972, 7:05 PM EDT

Att. 17,259 - Unknown

TOP

livebaseballscorecards.com

Batter	1	2	3	4	5	6	7	8	9	AB	R	H	RBI	BB	SO	LOB
Lute Barnes, R (1, 6) OBP: 0.370, SLG: 0.381	E5 (E, G3, PB)		5-3			5-3		BB, 1B, BB; 1B	5-3	5	2	1	0	0	0	0
Wayne Garrett, L (1, 5) OBP: 0.369, SLG: 0.300	G3 (1-3)		F8			4-3		BB, BB, BB (1-2); 1B	BB	2	0	0	0	0	0	1
Jerry Grote, R (4, 5) OBP: 0.301, SLG: 0.290										2	1	1	0	1	0	0
John Milner, L (1, 7) OBP: 0.341, SLG: 0.420	K (3-H)			K		K		BB, BB (1-2, 2-3); 1B	F8	4	1	0	0	1	3	1
Tommie Agee, R (1, 8) OBP: 0.344, SLG: 0.399	CS; BB			K; 1B			BB; BB	F7	F9	3	0	1	0	2	0	4
Ed Kranepool, L (1, 3) OBP: 0.328, SLG: 0.379	CS (1-2)	P4		K (1-2)			F8	BB; 1B (1-2, 2-3, 3-H); BB		3	1	0	1	1	1	2
Dave Marshall, L (1, 9) OBP: 0.318, SLG: 0.348		1B			4-3		F7	1B; 1B (1-2, 2-3, 3-H); BB		3	1	1	1	1	0	1
Ken Boswell, L (1, 4) OBP: 0.245, SLG: 0.262		F8			3-1		BB; FC6-4 (1-2); BB	1B; 1B (1-3, 2-H, 3-H)		2	0	0	0	1	0	1
Jim Beauchamp, R (8, PH) OBP: 0.277, SLG: 0.364										1	0	1	2	0	0	0
Ted Martinez, R (8, 4) OBP: 0.240, SLG: 0.259										0	0	0	0	0	0	0
Duffy Dyer, R (1, 2) OBP: 0.307, SLG: 0.382		5-3			FC6-4; BB		FC6-4 (1-2f)	1B (1-2, 3-H)		3	0	1	1	1	0	3
Jon Matlack, L (1, 1) OBP: 0.242, SLG: 0.169			K		FC6-4 (1-2f)			6-3; F7		2	0	0	0	0	1	1
Bob Rauch, R (7, 1)										0	0	0	0	0	0	0
Jim Fregosi, R (8, PH) OBP: 0.304, SLG: 0.354										2	0	0	0	0	0	2
Ray Sadecki, L (8, 1) OBP: 0.200, SLG: 0.200										0	0	0	0	0	0	0

Inning Stats	1	2	3	4	5	6	7	8	9
R	1	0	0	0	0	0	0	5	0
H	0	1	0	1	0	0	0	4	0
E	2	0	0	0	0	0	0	0	0
LOB	0	1	0	0	1	0	0	2	1
K	1	0	1	2	0	1	0	0	0
BB	1	0	0	0	1	0	2	3	1
S	5	4	5	7	3	5	3	7	3
P	9	4	5	7	7	5	11	19	7

1B	6
2B	0
3B	0
HR	0
SF	0
SAC	0
DP	0
HBP	0
WP	0
PB	1
SB	0
CS	1
PA	41

AB	32
R	6
H	6
RBI	5
BB	8
SO	5
LOB	16

PITCHER		IP	WLS	BF	H	R	ER	SO	BB	IBB	HBP	BLK	WP	HR	S	P	ERA	WHIP
Phil Niekro, R ERA: 3.11	(1, 1)	7.1		30	4	4	3	5	5	0	0	0	0	0	35	55	3.68	1.227
Pat Jarvis, R ERA: 4.35	(8, 1)	0.1		3	0	0	0	0	2	0	0	0	0	0	1	9	0.00	6.000
Joe Hoerner, L ERA: 4.17	(8, 1)	0.0		1	1	1	1	0	0	0	0	0	0	0	1	1	∞	∞
Cecil Upshaw, R ERA: 4.34	(8, 1)	1.1	W	6	1	1	1	0	1	0	0	0	0	0	5	9	6.75	1.500

PITCHER	IP	WLS	BF	H	R	ER	SO	BB	IBB	HBP	BLK	WP	HR	S	P	ERA	WHIP

New York Mets @ Atlanta Braves

Atlanta Stadium, Atlanta, GA

Sat Aug 26 1972, 7:05 PM EDT

Att. 17,259 - Unknown

BOTTOM

Batter	1	2	3	4	5	6	7	8	9	AB	R	H	RBI	BB	SO	LOB
Ralph Garr, L (1, 9) OBP: 0.360, SLG: 0.413	1-3	FC6-4 1-2f			4-3		4-1 1-2 2-3	P3		5	0	0	0	0	0	6
Felix Millan, R (1, 4) OBP: 0.289, SLG: 0.307	WP WP 1B		F9		6-3		1-3			4	1	1	0	0	0	2
Hank Aaron, R (1, 3) OBP: 0.389, SLG: 0.481	P4 1-3		P4			6-3		FC6-4 1B		4	0	1	0	0	0	1
Dusty Baker Jr., R (1, 8) OBP: 0.379, SLG: 0.492	F3 3-H		F8			HR		FC6-4 BB 1-2f HR		4	2	1	1	0	0	1
Earl Williams, R (1, 2) OBP: 0.336, SLG: 0.453		1B 2B		HR		L6		F9		4	2	2	1	0	0	1
Rico Carty, R (1, 7) OBP: 0.404, SLG: 0.417 Mike Lum, L (8, PR) OBP: 0.323, SLG: 0.363 (9, 7)	F8	K				F8		HR 1-2 BB		3 0	0 1	0 0	0 0	1 0	1 0	1 0
Darrell Evans, L (1, 5) OBP: 0.368, SLG: 0.413	F7	K					FC1-5 1B BB	HR 1-H 2-H		3	1	1	3	1	1	1
Marty Perez, R (1, 6) OBP: 0.270, SLG: 0.259	1B BB	P4					4-1 FC1-5 1-2 1B	E BB		2	0	1	0	2	0	0
Phil Niekro, R (1, 1) OBP: 0.213, SLG: 0.244 Pat Jarvis, R (8, 1) OBP: 0.182, SLG: 0.238 Joe Hoerner, R (8, 1) Cecil Upshaw, R (8, 1) OBP: 0.143, SLG: 0.143	FC6-4 1-3 2-H 1B	6-3					FC1-5 4-1 1-2 2-3f	E4 1-2		3 0 0 1	0 0 0 0	1 0 0 0	1 0 0 0	0 0 0 0	0 0 0 0	2 0 0 1
Inning Stats	R: 1 E: 0 K: 0 S: 4 H: 1 LOB: 0 BB: 0 P: 4	R: 1 E: 0 K: 0 S: 5 H: 2 LOB: 2 BB: 1 P: 9	R: 0 E: 0 K: 0 S: 3 H: 0 LOB: 0 BB: 0 P: 3	R: 1 E: 0 K: 2 S: 8 H: 1 LOB: 0 BB: 0 P: 8	R: 0 E: 0 K: 0 S: 3 H: 0 LOB: 0 BB: 0 P: 3	R: 1 E: 0 K: 0 S: 4 H: 1 LOB: 0 BB: 0 P: 4	R: 0 E: 0 K: 0 S: 4 H: 1 LOB: 2 BB: 1 P: 8	R: 3 E: 1 K: 0 S: 6 H: 2 LOB: 2 BB: 2 P: 14		1B: 4 2B: 1 3B: 0 HR: 3 SF: 0 SAC: 0 DP: 0 HBP: 0						

livebaseballscorecards.com

AB	33
R	7
H	8
RBI	6
BB	4
SO	2
LOB	16

PITCHER		IP	WLS	BF	H	R	ER	SO	BB	IBB	HBP	BLK	WP	HR	S	P	ERA	WHIP
Jon Matlack, L ERA: 2.26	(1, 1)	6.0		24	5	4	3	2	1	0	0	0	2	2	27	31	4.50	1.000
Bob Rauch, R ERA: 4.66	(7, 1)	1.0		5	1	0	0	0	1	0	0	0	0	0	4	8	0.00	2.000
Ray Sadecki, L ERA: 3.04	(8, 1)	1.0	L	8	2	3	3	0	2	0	0	0	0	1	6	14	27.00	4.000

PITCHER		IP	WLS	BF	H	R	ER	SO	BB	IBB	HBP	BLK	WP	HR	S	P	ERA	WHIP

WP: 2 PA: 37
PB: 0
SB: 0
CS: 0

Batter	1	2	3	4	5	6	7	8	9	AB	R	H	RBI	BB	SO	LOB
Lute Barnes, R (1, 6) OBP: 0.327, SLG: 0.333	P5	P4		4-3		P4	4-3		FC5-4 1B 1-2f 2-3	6	0	0	0	0	0	3
Ken Boswell, L (1, 4) OBP: 0.250, SLG: 0.277	F8	4-3		BBBB 4-0 FC6-4 BB		WP 1B 1B		HR	P6	5	2	2	1	1	0	2
John Milner, L (1, 7) OBP: 0.344, SLG: 0.431	HR		BBBB 4-0 HR BB	SSS 0-3 K		SSS 0-3 K 1-3		5-3	1-3 3-H 1B	5	2	2	2	1	2	2
Tommie Agee, R (1, 8) OBP: 0.347, SLG: 0.411	6-3		1-H HR	FC6-4 1-2f		BBBB 4-0 1B BB		2B	F8	5	1	2	2	1	0	3
Ed Kranepool, L (1, 3) OBP: 0.329, SLG: 0.384		4-3 2B	2B		F8	1-2 3-H 1B		F8		5	1	2	1	0	0	1
Dave Marshall, L (1, 9) OBP: 0.321, SLG: 0.353		E4 2B 1B	WP 2-H 5-3 2B	BBBB 4-0 FC6-4 BB		F8		SSS 0-3 K		4	2	1	1	1	1	3
Duffy Dyer, R (1, 2) OBP: 0.309, SLG: 0.384		1-3 1B 2B	6-3 2-3	0-0 FC6-4 BB 1-2f			F2		BBBB 4-0 1B 1B BB	4	2	1	0	1	0	2
Jerry Grote, R (1, 5) OBP: 0.312, SLG: 0.296		HR 2-H 3-H 1B	5-3 3-H	BBBB 4-0 1-2 BB			BBBB 4-0 SH1-4 BB		FC5-4 1-3 1B 1B	3	2	2	3	2	0	0
Tom Seaver, R (1, 1) OBP: 0.224, SLG: 0.338 Danny Frisella, L (8, 1) OBP: 0.333, SLG: 0.333		1-H HR	SSS 0-3 K	0-0 F8			SH1-4 1-2		FC5-4 1-2 3-H 1B	3 1	1 0	1 1	2 1	0 0	1 0	2 0
Inning Stats	R: 1 E: 0 K: 0 S: 4 H: 1 LOB: 0 BB: 0 P: 4	R: 4 E: 1 K: 0 S: 7 H: 3 LOB: 0 BB: 0 P: 7	R: 4 E: 0 K: 1 S: 8 H: 3 LOB: 0 BB: 1 P: 12	R: 0 E: 0 K: 1 S: 5 H: 0 LOB: 1 BB: 1 P: 9	R: 0 E: 0 K: 0 S: 3 H: 0 LOB: 2 BB: 2 P: 11	R: 1 E: 0 K: 1 S: 7 H: 2 LOB: 2 BB: 1 P: 11	R: 0 E: 0 K: 0 S: 3 H: 0 LOB: 1 BB: 1 P: 7	R: 1 E: 0 K: 1 S: 7 H: 2 LOB: 1 BB: 0 P: 7	R: 2 E: 0 K: 0 S: 6 H: 3 LOB: 2 BB: 1 P: 10	1B: 6 2B: 4 3B: 0 HR: 4 SF: 0 SAC: 1 DP: 0 HBP: 0						

PITCHER		IP	WLS	BF	H	R	ER	SO	BB	IBB	HBP	BLK	WP	HR	S	P	ERA	WHIP
Denny McLain, R ERA: 6.01	(1, 1)	2.0	L	14	6	8	7	0	1	0	0	0	0	3	13	17	31.50	3.500
Tom Kelley, R ERA: 4.6	(3, 1)	4.0		19	3	2	2	3	4	0	0	0	2	0	21	37	4.50	1.750
Mike McQueen, L ERA: 5.49	(7, 1)	1.0		4	0	0	0	0	1	0	0	0	0	0	3	7	0.00	1.000
Joe Hoerner, L ERA: 4.29	(8, 1)	1.0		5	2	1	1	1	0	0	0	0	0	1	7	7	9.00	2.000
Pat Jarvis, R ERA: 4.52	(9, 1)	1.0		7	3	2	2	0	1	0	0	0	0	0	6	10	18.00	4.000

PITCHER	IP	WLS	BF	H	R	ER	SO	BB	IBB	HBP	BLK	WP	HR	S	P	ERA	WHIP

TOP

New York Mets @ Atlanta Braves

Atlanta Stadium, Atlanta, GA

Sun Aug 27 1972, 3:33 AM EDT

Att. 11,509 - Unknown

livebaseballscorecards.com

AB	41
R	13
H	14
RBI	13
BB	7
SO	4
LOB	18

Batter	1	2	3	4	5	6	7	8	9	AB	R	H	RBI	BB	SO	LOB
Ralph Garr, L (1, 7) OBP: 0.358, SLG: 0.413	S S S 0-3 K ①		x 0-0 P7 ③			x 0-0 4-3 ②	x 0-0 F7 ③		x 0-0 WP 1-3 3-H 2B	5	0	1	1	0	1	1
Felix Millan, R (1, 4) OBP: 0.290, SLG: 0.308	x 0-0 S 1B			x 0-0 6-3 ①		x 0-0 4-3 ③		x 0-0 G3 1B	x 0-0 6-3 ③ 2-3 3-H	5	0	2	0	0	0	1
Hank Aaron, R (1, 3) OBP: 0.389, SLG: 0.484 Jim Breazeale, L (5, 3) OBP: 0.279, SLG: 0.483	S S S 0-3 K ② 1-2			x 0-0 2B			x 0-0 3-1 ①	x 0-0 G3 ① 1-2		2 2	0 0	1 0	0 0	0 0	1 0	1 1
Dusty Baker Jr., R (1, 8) OBP: 0.378, SLG: 0.489	S S S 0-3 K ③			x 0-0 P3 ②			x 0-0 1B HR 1B	x 0-0 5-3 ②		4	1	1	0	0	1	3
Earl Williams, R (1, 2) OBP: 0.335, SLG: 0.451		x 0-0 P6 ①		S S S 0-3 K ③			x 0-0 1-2 HR 1B	x 0-0 F8 ③		4	1	1	0	0	1	2
Darrell Evans, L (1, 5) OBP: 0.367, SLG: 0.420		x 0-0 F9 ②			x 0-0 4-3 ①		x 0-0 1-H 2-H HR		x 0-0 F7 ①	4	1	1	3	0	0	0
Mike Lum, L (1, 9) OBP: 0.322, SLG: 0.359		x 0-0 F7 ③			x 0-0 3-1 ②		x 0-0 4-3 ②		B B B B 4-0 1B 2B BB	3	1	0	0	1	0	0
Marty Perez, R (1, 6) OBP: 0.272, SLG: 0.260			S S S 0-3 K ①		S S S 0-3 K ③		B B B B 4-0 2B BB		x 0-0 2B 1-3 WP 1B	3	2	1	0	1	2	0
Denny McLain, R (1, 1) OBP: 0.160, SLG: 0.133 Tom Kelley, P (3, 1) OBP: 0.000, SLG: 0.094 Sonny Jackson, L (5, PH) OBP: 0.273, SLG: 0.281 Mike McQueen, L (7, 1) OBP: 0.182, SLG: 0.182 Rico Carty, R (7, PH) OBP: 0.333, SLG: 0.424 Larvell Blanks, R (7, PR) OBP: 0.364, SLG: 0.511 Joe Hoerner, R (8, 1) Pat Jarvis, R (9, 1) OBP: 0.182, SLG: 0.238 Gil Garrido, R (9, PH) OBP: 0.364, SLG: 0.313			S S S 0-3 K ②			x 0-0 P6 ①	x 0-0 1-H 2B		x 0-0 F9 ②	0 0 0 0 0 0 0 1 0 0 0 0 1 0 1 0 0 0 0 0 0 0 0 0 0 0 0 0 1 0 1 1 0 0 0 0 0 0 0 0 0 0 0 0 0 0 0 0 0 0 0 0 0 0 0 0 1 0 0 0 0 0 2							
Inning Stats	R: 0 E: 0 K: 3 S: 10 H: 1 LOB: 1 BB: 0 P: 10	R: 0 E: 0 K: 0 S: 3 H: 0 LOB: 0 BB: 0 P: 3	R: 0 E: 0 K: 2 S: 7 H: 0 LOB: 0 BB: 0 P: 7	R: 0 E: 0 K: 1 S: 6 H: 1 LOB: 1 BB: 0 P: 6	R: 0 E: 0 K: 1 S: 5 H: 0 LOB: 0 BB: 0 P: 5	R: 0 E: 0 K: 0 S: 3 H: 0 LOB: 0 BB: 0 P: 3	R: 4 E: 0 K: 0 S: 7 H: 4 LOB: 1 BB: 1 P: 11	R: 0 E: 0 K: 0 S: 4 H: 1 LOB: 1 BB: 0 P: 4	R: 2 E: 0 K: 0 S: 5 H: 2 LOB: 1 BB: 1 P: 9	1B: 5 2B: 3 3B: 0 HR: 1	SF: 0 SAC: 0 DP: 0 HBP: 0						

PITCHER		IP	WLS	BF	H	R	ER	SO	BB	IBB	HBP	BLK	WP	HR	S	P	ERA	WHIP
Tom Seaver, R ERA: 2.98	(1, 1)	7.0	W	28	6	4	4	7	1	0	0	0	0	1	41	45	5.14	1.000
Danny Frisella, R ERA: 3.13	(8, 1)	2.0	S	10	3	2	2	0	1	0	0	0	1	0	9	13	9.00	2.000

PITCHER	IP	WLS	BF	H	R	ER	SO	BB	IBB	HBP	BLK	WP	HR	S	P	ERA	WHIP

New York Mets @ Atlanta Braves

Atlanta Stadium, Atlanta, GA

Sun Aug 27 1972, 3:33 AM EDT

Att. 11,509 - Unknown

BOTTOM

livebaseballscorecards.com

AB	36
R	6
H	9
RBI	5
BB	2
SO	7
LOB	11

1B: 5	SF: 0	WP: 1	PA: 38
2B: 3	SAC: 0	PB: 0	
3B: 0	DP: 0	SB: 1	
HR: 1	HBP: 0	CS: 0	

New York Mets @ Cincinnati Reds

Riverfront Stadium, Cincinnati, OH

Mon Aug 28 1972, 7:05 PM EDT

Att. 18,508 - Unknown

TOP

livebaseballscorecards.com

Batter	1	2	3	4	5	6	7	8	9	AB	R	H	RBI	BB	SO	LOB
Bud Harrelson, S (1, 6) OBP: 0.305, SLG: 0.262	F5			6-3		P4		2B 1-3 2-H		4	0	1	1	0	0	0
Wayne Garrett, L (1, 5) OBP: 0.368, SLG: 0.296	P4			F9			BB	K		3	0	0	0	1	1	3
John Milner, L (1, 7) OBP: 0.343, SLG: 0.439	G3			P4			F8		HR	4	1	1	1	0	0	1
Tommie Agee, R (1, 8) OBP: 0.346, SLG: 0.407		6-3			6-3		P4		BB	3	0	0	0	1	0	1
Ed Kranepool, L (1, 3) OBP: 0.327, SLG: 0.381		K			3-1		F9		K	2	0	0	0	0	1	0
Jim Beauchamp, R (7, PH) OBP: 0.271, SLG: 0.354 (7, 3)										2	0	0	0	0	1	2
Dave Marshall, L (1, 9) OBP: 0.321, SLG: 0.352		G3			S 1B			K	F7	3	0	1	0	0	1	0
Cleon Jones, R (9, PH) OBP: 0.324, SLG: 0.354										1	0	0	0	0	0	1
Ken Boswell, L (1, 4) OBP: 0.247, SLG: 0.273			F8		K 1-2			K	F6	3	0	0	0	0	2	1
Willie Mays, R (9, PH) OBP: 0.408, SLG: 0.413										1	0	0	0	0	0	1
Duffy Dyer, R (1, 2) OBP: 0.309, SLG: 0.380			F8			F4		1B 2B HBP		2	1	0	0	0	0	0
Brent Strom, R (1, 1)			F7			F5		2B 1-2		2	0	0	0	0	0	0
Jim Fregosi, R (8, PH) OBP: 0.306, SLG: 0.356										1	0	1	0	0	0	0
Ted Martinez, R (8, PR) OBP: 0.240, SLG: 0.259										0	0	0	0	0	0	0
Bob Rauch, R (8, 1)										0	0	0	0	0	0	0

Inning Stats	1	2	3	4	5	6	7	8	9
R	0	0	0	0	0	0	0	1	1
H	0	0	0	0	1	0	0	2	1
E	0	0	0	0	0	0	0	0	0
LOB	0	0	0	0	1	0	1	3	1
K	0	1	0	0	1	0	0	3	1
BB	0	0	0	0	0	0	1	0	1
S	3	5	3	3	6	3	3	11	6
P	3	5	3	3	6	3	3	12	10

AB	31
R	2
H	4
RBI	2
BB	2
SO	6
LOB	10

PITCHER		IP	W/L/S	BF	H	R	ER	SO	BB	IBB	HBP	BLK	WP	HR	S	P	ERA	WHIP	PITCHER	IP	W/L/S	BF	H	R	ER	SO	BB	IBB	HBP	BLK	WP	HR	S	P	ERA	WHIP
Gary Nolan, R ERA: 1.93	(1, 1)	6.0	W	19	1	0	0	2	0	0	0	0	0	0	23	23	0.00	0.167																	
Tom Hall, L ERA: 2.74	(7, 1)	3.0	S	15	3	2	2	4	2	0	1	0	0	1	20	29	6.00	1.667																	

1B	2
2B	1
3B	0
HR	1
SF	0
SAC	0
DP	0
HBP	1

WP	0
PB	0
SB	1
CS	0
PA	34

New York Mets @ Cincinnati Reds

Riverfront Stadium, Cincinnati, OH

Mon Aug 28 1972, 7:05 PM EDT

Att. 18,508 - Unknown

livebaseballscorecards.com

BOTTOM

Batter	1	2	3	4	5	6	7	8	9	AB	R	H	RBI	BB	SO	LOB
Pete Rose, S (1, 7) OBP: 0.378, SLG: 0.407	F8		4-3			BB HR 1B		2B		3	1	1	0	1	0	1
Joe Morgan, L (1, 4) OBP: 0.419, SLG: 0.458	G4-6-3 1B			P4		HR 1B 1-3 2-H		L5		4	1	2	1	0	0	1
Bobby Tolan, L (1, 8) OBP: 0.341, SLG: 0.403	G4-6-3 1-2f			G5-4-3 1B		HR 1-H 3-H		K		4	1	2	3	0	1	2
Johnny Bench, R (1, 9) OBP: 0.378, SLG: 0.530		1-3		G5-4-3 1-2f		K		5-3		4	0	0	0	0	1	2
Tony Perez, R (1, 3) OBP: 0.354, SLG: 0.516		K			K	K				3	0	0	0	0	3	0
Denis Menke, R (1, 5) OBP: 0.323, SLG: 0.357		F8			F7		HR			3	1	1	1	0	0	0
Dave Concepcion, R (1, 6) OBP: 0.287, SLG: 0.272			F8		L8		5-3			3	0	0	0	0	0	0
Bill Plummer, R (1, 2) OBP: 0.241, SLG: 0.288			WP BLK 1B			5-3	F8			3	0	1	0	0	0	0
Gary Nolan, R (1, 1) OBP: 0.180, SLG: 0.140			K 1-3			1B 2B	2-3			1	0	0	0	0	1	1
George Foster, R (6, PH) OBP: 0.246, SLG: 0.313										1	1	1	0	0	0	0
Tom Hall, L (7, 1) OBP: 0.185, SLG: 0.120										1	0	0	0	0	0	0
Inning Stats	R: 0 E: 0 K: 0 S: 3 H: 1 LOB: 0 BB: 0 P: 3	R: 0 E: 0 K: 1 S: 5 H: 0 LOB: 0 BB: 0 P: 5	R: 0 E: 0 K: 1 S: 6 H: 1 LOB: 1 BB: 0 P: 6	R: 0 E: 0 K: 0 S: 3 H: 1 LOB: 0 BB: 0 P: 3	R: 0 E: 0 K: 1 S: 5 H: 0 LOB: 0 BB: 0 P: 5	R: 4 E: 0 K: 2 S: 10 H: 3 LOB: 0 BB: 1 P: 14	R: 1 E: 0 K: 0 S: 4 H: 1 LOB: 0 BB: 0 P: 4	R: 0 E: 0 K: 1 S: 6 H: 1 LOB: 1 BB: 0 P: 6		1B: 4 2B: 2 3B: 0 HR: 2	SF: 0 SAC: 0 DP: 2 HBP: 0						

	AB	30
	R	5
	H	8
	RBI	5
	BB	1
	SO	6
	LOB	7

WP: 1 PB: 0 SB: 0 CS: 0 PA: 31

PITCHER		IP	WLS	BF	H	R	ER	SO	BB	IBB	HBP	BLK	WP	HR	S	P	ERA	WHIP
Brent Strom, L ERA: 4.67	(1, 1)	7.0	L	27	7	5	5	5	1	0	0	1	1	2	36	40	6.43	1.143
Bob Rauch, L ERA: 4.22	(8, 1)	1.0		4	1	0	0	1	0	0	0	0	0	0	6	6	0.00	1.000

PITCHER	IP	WLS	BF	H	R	ER	SO	BB	IBB	HBP	BLK	WP	HR	S	P	ERA	WHIP

New York Mets @ Cincinnati Reds

Riverfront Stadium, Cincinnati, OH

Tue Aug 29 1972, 7:05 PM EDT

Att. 22,114 - Unknown

TOP

livebaseballscorecards.com

Batter	1	2	3	4	5	6	7	8	9	AB	R	H	RBI	BB	SO	LOB
Tommie Agee, R (1, 8) OBP: 0.344, SLG: 0.413	4-3		K		K			HR	K	5	1	1	1	0	3	2
Ken Boswell, L (1, 4) OBP: 0.247, SLG: 0.285	F8			HR		G3		K		4	1	1	1	0	1	0
John Milner, L (1, 7) OBP: 0.342, SLG: 0.436	1B			4-3		1-3		4-3		4	0	1	0	0	0	0
Ed Kranepool, L (1, 3) OBP: 0.330, SLG: 0.393	K			HR		K		BB		3	1	1	1	1	2	1
Dave Marshall, L (1, 9) OBP: 0.326, SLG: 0.352		F8		CS 1B			G3 BB	3-1		3	0	1	0	1	0	1
Wayne Garrett, L (1, 5) OBP: 0.370, SLG: 0.294		4-3		FC5-4 BB 1-2			G3 1-2		1B FC4-2 BB	2	0	0	0	2	0	1
Duffy Dyer, R (1, 2) OBP: 0.308, SLG: 0.378		K		FC5-4 1-2f			K		SH1-4 FC4-2 1B 1-3	4	0	1	0	0	2	2
Bud Harrelson, S (1, 6) OBP: 0.305, SLG: 0.260		6-3	4-3				IBB		FC4-2 SH1-4 1-2 3-H	3	0	0	0	1	0	2
Jim McAndrew, R (1, 1) OBP: 0.132, SLG: 0.057 Tug McGraw, R (9, 1) OBP: 0.200, SLG: 0.143		K	K				K		SH1-4 1-2 2-3	3 0	0 0	0 0	0 0	0 0	3 0	2 0
Inning Stats	R: 0 E: 0 K: 1 S: 6 H: 1 LOB: 1 BB: 0 P: 6	R: 0 E: 0 K: 1 S: 5 H: 0 LOB: 0 BB: 0 P: 5	R: 0 E: 0 K: 2 S: 7 H: 0 LOB: 0 BB: 0 P: 7	R: 2 E: 0 K: 0 S: 5 H: 3 LOB: 1 BB: 1 P: 9	R: 0 E: 0 K: 2 S: 7 H: 0 LOB: 0 BB: 0 P: 7	R: 0 E: 0 K: 1 S: 5 H: 0 LOB: 0 BB: 0 P: 5	R: 0 E: 0 K: 2 S: 7 H: 0 LOB: 2 BB: 2 P: 15	R: 1 E: 0 K: 1 S: 6 H: 1 LOB: 1 BB: 1 P: 10	R: 0 E: 0 K: 1 S: 6 H: 1 LOB: 2 BB: 1 P: 10	1B: 3 2B: 0 3B: 0 HR: 3 SF: 0 SAC: 1 DP: 0 HBP: 0						

	AB	31
	R	3
	H	6
	RBI	3
	BB	5
	SO	11
	LOB	11

WP: 0 PB: 0 SB: 0 CS: 1 PA: 37

PITCHER		IP	WLS	BF	H	R	ER	SO	BB	IBB	HBP	BLK	WP	HR	S	P	ERA	WHIP
Jack Billingham, R ERA: 3.06	(1, 1)	8.0	L	32	5	3	3	10	3	1	0	0	0	3	48	64	3.38	1.000
Clay Carroll, R ERA: 2.59	(9, 1)	1.0		5	1	0	0	1	1	0	0	0	0	0	6	10	0.00	2.000

PITCHER	IP	WLS	BF	H	R	ER	SO	BB	IBB	HBP	BLK	WP	HR	S	P	ERA	WHIP

New York Mets @ Cincinnati Reds

Riverfront Stadium, Cincinnati, OH

Tue Aug 29 1972, 7:05 PM EDT

Att. 22,114 - Unknown

BOTTOM

Batter	1	2	3	4	5	6	7	8	9	AB	R	H	RBI	BB	SO	LOB
Pete Rose, S (1, 7) OBP: 0.379, SLG: 0.412	F7			FC4-6 1B		3B		F8		4	0	2	0	0	0	0
Joe Morgan, L (1, 4) OBP: 0.416, SLG: 0.454	L3			F7		P6			3-1	4	0	0	0	0	0	2
Bobby Tolan, L (1, 8) OBP: 0.339, SLG: 0.400	K			FC4-6 1-2f		P4			4-3	4	0	0	0	0	1	2
Johnny Bench, R (1, 9) OBP: 0.377, SLG: 0.527		F9		F7		K			1B BB	3	0	0	0	1	1	2
Tony Perez, R (1, 3) OBP: 0.353, SLG: 0.514		E5 G6-4-3			F2		5-3		BB 1-3 1B	4	0	1	0	0	0	0
Denis Menke, R (1, 5) OBP: 0.325, SLG: 0.355		G6-4-3 1-2f			1B HBP		K		1-2 BB	2	0	0	0	1	1	1
Darrel Chaney, S (1, 6) OBP: 0.353, SLG: 0.333			F8		F7		F5		F7	3	0	0	0	0	0	1
Hal McRae, R (9, PH) OBP: 0.243, SLG: 0.369										1	0	0	0	0	0	3
Bill Plummer, R (1, 2) OBP: 0.256, SLG: 0.303			G2-6-4 1B		1-3 1B			6-3		3	0	2	0	0	0	0
Jack Billingham, R (1, 1) OBP: 0.085, SLG: 0.053			G2-6-4 1-2f		K			F8		2	0	0	0	0	1	3
Ted Uhlaender, L (8, PH) OBP: 0.239, SLG: 0.182										1	0	0	0	0	0	0
Clay Carroll, R (9, 1) OBP: 0.125, SLG: 0.125										0	0	0	0	0	0	0

livebaseballscorecards.com

AB	31
R	0
H	5
RBI	0
BB	2
SO	4
LOB	14

Inning Stats	1	2	3	4	5	6	7	8	9
	R: 0 E: 0 K: 1 S: 5	H: 0 LOB: 0 BB: 0 P: 5	R: 0 E: 1 K: 0 S: 3	H: 0 LOB: 0 BB: 0 P: 3	R: 0 E: 0 K: 0 S: 3	H: 1 LOB: 0 BB: 0 P: 3	R: 0 E: 0 K: 0 S: 4	H: 1 LOB: 1 BB: 0 P: 4	R: 0 E: 0 K: 1 S: 6	H: 1 LOB: 2 BB: 0 P: 7	R: 0 E: 0 K: 1 S: 6	H: 1 LOB: 1 BB: 0 P: 6	R: 0 E: 0 K: 1 S: 5	H: 0 LOB: 0 BB: 0 P: 5	R: 0 E: 0 K: 0 S: 3	H: 0 LOB: 0 BB: 0 P: 3	R: 0 E: 0 K: 0 S: 4	H: 1 LOB: 3 BB: 2 P: 12

1B: 4	SF: 0	WP: 0
2B: 0	SAC: 0	PB: 0
3B: 1	DP: 2	SB: 0
HR: 0	HBP: 1	CS: 0

PA: 34

PITCHER		IP	WLS	BF	H	R	ER	SO	BB	IBB	HBP	BLK	WP	HR	S	P	ERA	WHIP
Jim McAndrew, R ERA: 2.31	(1, 1)	8.2	W	32	5	0	0	4	1	0	1	0	0	0	38	43	0.00	0.692
Tug McGraw, L ERA: 1.79	(9, 1)	0.1	S	2	0	0	0	0	1	0	0	0	0	0	1	5	0.00	3.000

PITCHER	IP	WLS	BF	H	R	ER	SO	BB	IBB	HBP	BLK	WP	HR	S	P	ERA	WHIP

Batter	1	2	3	4	5	6	7	8	9	AB	R	H	RBI	BB	SO	LOB
Lute Barnes, R (1, 4) OBP: 0.321, SLG: 0.327	SH1-4 1B		F9		F8		F7		K	4	0	1	0	0	0	1
Jim Fregosi, R (9, PH) OBP: 0.305, SLG: 0.355										1	0	0	0	0	1	2
Wayne Garrett, L (1, 5) OBP: 0.369, SLG: 0.299	SH1-4 1-2		FC4 1-3 2B		F4			K		3	0	1	0	0	1	0
Tommie Agee, R (1, 8) OBP: 0.345, SLG: 0.415	1-3		FC4 IBB		F9			2B		3	0	1	0	1	0	1
Cleon Jones, R (1, 7) OBP: 0.320, SLG: 0.349	6-3		FC4 1-2f 2-3 3-H			F8		F9		4	0	0	1	0	0	4
Jim Beauchamp, R (1, 3) OBP: 0.261, SLG: 0.341		5-3	5-3			K		4-3		3	0	0	0	0	1	2
Ed Kranepool, L (8, PH) OBP: 0.328, SLG: 0.391										1	0	0	0	0	0	1
Duffy Dyer, R (1, 2) OBP: 0.307, SLG: 0.380		5-3		SH4-3 2B		F9			6-3	4	0	1	0	0	0	0
Dave Marshall, L (1, 9) OBP: 0.340, SLG: 0.391		1B		SH4-3 2-3			HR		1B	3	1	3	1	0	0	0
Bud Harrelson, S (1, 6) OBP: 0.304, SLG: 0.260		F7		P4			6-3		1B 1-2	4	0	1	0	0	0	2
Jon Matlack, L (1, 1) OBP: 0.246, SLG: 0.177			2B FC4 1B	K			K		F9	3	1	1	0	0	2	1
Gary Gentry, R (7, 1) OBP: 0.205, SLG: 0.150										0	0	0	0	0	0	0
John Milner, L (9, PH) OBP: 0.342, SLG: 0.436										0	0	0	0	0	0	0
Willie Mays, R (9, PH) OBP: 0.406, SLG: 0.411										1	0	0	0	0	0	2

TOP

New York Mets @ Cincinnati Reds

Riverfront Stadium, Cincinnati, OH

Wed Aug 30 1972, 7:05 PM EDT

Att. 22,008 - Unknown

livebaseballscorecards.com

AB	34
R	2
H	9
RBI	2
BB	1
SO	5
LOB	16

Inning Stats	1	2	3	4	5	6	7	8	9	1B: 5	SF: 0	WP: 0	PA: 37
R:	0	0	1	0	0	0	1	0	0	2B: 3	SAC: 2	PB: 0	
E:	0	0	0	0	0	0	0	0	0	3B: 0	DP: 0	SB: 0	
K:	0	0	0	1	0	1	1	1	1	HR: 1	HBP: 0	CS: 0	
S:	4	4	5	6	3	5	6	6	7				
H:	1	1	2	1	0	0	1	1	2				
LOB:	1	1	2	1	0	0	1	1	2				
BB:	0	0	1	0	0	0	0	0	0				
P:	4	4	9	6	3	5	6	6	7				

PITCHER		IP	WLS	BF	H	R	ER	SO	BB	IBB	HBP	BLK	WP	HR	S	P	ERA	WHIP
Don Gullett, L ERA: 4.13	(1, 1)	7.0	W	28	6	2	2	3	0	1	0	0	0	1	33	37	2.57	0.857
Pedro Borbon, R ERA: 2.95	(8, 1)	1.1		7	3	0	0	1	0	0	0	0	0	0	9	9	0.00	2.250
Tom Hall, L ERA: 2.72	(9, 1)	0.2	S	2	0	0	0	1	0	0	0	0	0	0	4	4	0.00	0.000

PITCHER		IP	WLS	BF	H	R	ER	SO	BB	IBB	HBP	BLK	WP	HR	S	P	ERA	WHIP

New York Mets @ Cincinnati Reds

Riverfront Stadium, Cincinnati, OH

Wed Aug 30 1972, 7:05 PM EDT

Att. 22,008 - Unknown

BOTTOM

Batter	1	2	3	4	5	6	7	8	9	AB	R	H	RBI	BB	SO	LOB
Pete Rose, S (1, 7) OBP: 0.379, SLG: 0.411	x 0-0 ① 4-3		x 0-0 ③ 6-3			x 0-0 1B 1B 1B	H 1-0 HBP			3	0	1	0	0	0	0
Joe Morgan, L (1, 4) OBP: 0.413, SLG: 0.450	x 0-0 ② P6			x 0-0 ① F8		SSS 0-3 ① K	SSS 0-3 ② K			4	0	0	0	0	2	3
Bobby Tolan, L (1, 8) OBP: 0.340, SLG: 0.400	x 0-0 ③ G3			x 0-0 S 1B 1B		x 0-0 ② SSS 1-H 1B	SSS 0-3 ③ K			4	1	2	0	0	1	2
Johnny Bench, R (1, 9) (9, 3) OBP: 0.378, SLG: 0.524		BBBB 4-0 G1-6-3 BB		x 0-0 ② F8 1-2		x 0-0 ③ P6		BBBB 4-0 F8 BB BB		2	0	0	0	2	0	2
Tony Perez, R (1, 3) OBP: 0.357, SLG: 0.515 Cesar Geronimo, L (8, PR) OBP: 0.328, SLG: 0.414 (9, 9)		x 0-0 ①② G1-6-3 1-2f		x 0-0 FC6-4 2-H 1B			x 0-0 1B 1B 1B	BBBB 4-0 G4-6-3 1-2 BB		3 0	1 0	2 0	1 0	1 0	0 0	1 0
Denis Menke, R (1, 5) OBP: 0.326, SLG: 0.356		x 0-0 1B		x 0-0 ③ FC6-4 1-2f			x 0-0 1B 1-3 2B 1B	x 0-0 ① F8 2-3		4	1	2	0	0	0	3
Dave Concepcion, R (1, 6) OBP: 0.286, SLG: 0.270 Hal McRae, R (7, PH) OBP: 0.254, SLG: 0.379 Pedro Borbon, R (8, 1) OBP: 0.125, SLG: 0.067 Tom Hall, L (9, 1) OBP: 0.185, SLG: 0.120		x 0-0 ③ F9			x 0-0 ① 6-3		x 0-0 ②③ 1-2 2B 3-H 1B	x 0-0 ②③ G4-6-3 1-2f		2 1 1 0	0 1 0 0	0 1 0 0	0 1 0 0	0 0 0 0	0 0 2 0	1 0 0 0
Bill Plummer, R (1, 2) OBP: 0.247, SLG: 0.291			x 0-0 ① F3		SSS 0-3 ② K		SSS 0-3 ① K			3	0	0	0	0	2	2
Don Gullett, R (1, 1) OBP: 0.321, SLG: 0.308 Joe Hague, L (7, PH) OBP: 0.341, SLG: 0.404 Darrel Chaney, S (7, PR) OBP: 0.353, SLG: 0.333 (8, 6)			SSS 0-3 ② K		x 0-0 ③ 5-3		x 0-0 1-H 2-H 2B			2 1 0	0 0 0	0 1 0	0 2 0	0 0 0	1 0 0	0 0 0
Inning Stats	R: 0 E: 0 K: 0 S: 3 H: 0 LOB: 0 BB: 0 P: 3	R: 0 E: 0 K: 0 S: 3 H: 1 LOB: 1 BB: 1 P: 7	R: 0 E: 0 K: 1 S: 5 H: 0 LOB: 0 BB: 0 P: 5	R: 1 E: 0 K: 0 S: 5 H: 2 LOB: 1 BB: 0 P: 5	R: 0 E: 0 K: 1 S: 5 H: 0 LOB: 0 BB: 0 P: 5	R: 0 E: 0 K: 1 S: 6 H: 2 LOB: 1 BB: 0 P: 6	R: 3 E: 0 K: 3 S: 13 H: 4 LOB: 2 BB: 0 P: 14	R: 0 E: 0 K: 0 S: 2 H: 0 LOB: 2 BB: 2 P: 10		1B: 8 2B: 1 3B: 0 HR: 0 SF: 0 SAC: 0 DP: 2 HBP: 1						

livebaseballscorecards.com

AB	30
R	4
H	9
RBI	4
BB	3
SO	6
LOB	16

WP: 0 PB: 0 SB: 1 CS: 0 PA: 34

PITCHER		IP	WLS	BF	H	R	ER	SO	BB	IBB	HBP	BLK	WP	HR	S	P	ERA	WHIP
Jon Matlack, L ERA: 2.37	(1, 1)	6.0	L	25	8	4	4	3	1	0	0	0	0	0	30	34	6.00	1.500
Gary Gentry, R ERA: 3.8	(7, 1)	2.0		9	1	0	0	3	2	0	1	0	0	0	12	21	0.00	1.500

PITCHER	IP	WLS	BF	H	R	ER	SO	BB	IBB	HBP	BLK	WP	HR	S	P	ERA	WHIP

New York Mets @ Houston Astros

Astrodome, Houston, TX

Fri Sep 01 1972, 8:05 PM EDT

Att. 12,253 - Dome

TOP

livebaseballscorecards.com

Batter	1	2	3	4	5	6	7	8	9	AB	R	H	RBI	BB	SO	LOB
Tommie Agee, R (1, 9) (8, 8) OBP: 0.342, SLG: 0.411	K		4-3		6-3			K		4	0	0	0	0	2	0
Lute Barnes, R (1, 4) OBP: 0.300, SLG: 0.304	F4		5-3			F8		6-3		4	0	0	0	0	0	0
Willie Mays, R (1, 8) OBP: 0.404, SLG: 0.408	1B			K		6-3		K		4	0	1	0	0	2	0
Dave Marshall, L (8, 9) OBP: 0.340, SLG: 0.391										0	0	0	0	0	0	0
Cleon Jones, R (1, 7) OBP: 0.316, SLG: 0.344	F2			6-3		K			1-3	4	0	0	0	0	1	1
Jim Fregosi, R (1, 5) OBP: 0.311, SLG: 0.358		BB 1B		1B			BB 1B		6-3	3	0	2	0	1	0	0
Duffy Dyer, R (1, 2) OBP: 0.310, SLG: 0.382		L7		1-2 1B			1-2 BB 1B		K	4	0	2	0	0	1	1
Jim Beauchamp, R (1, 3) OBP: 0.264, SLG: 0.341		G5-4-3 1-2 1B		P4			F7			3	0	1	0	0	0	4
Bud Harrelson, S (1, 6) OBP: 0.305, SLG: 0.258		G5-4-3 1-2f			F8		G4-6-3 1-2 2-3 BB			2	0	0	0	1	0	2
Tom Seaver, R (1, 1) OBP: 0.218, SLG: 0.329			F7		1-3		G4-6-3 1-2f			2	0	0	0	0	0	0
John Milner, L (7, PH) OBP: 0.341, SLG: 0.435										1	0	0	0	0	0	3
Danny Frisella, L (7, 1) OBP: 0.333, SLG: 0.333										0	0	0	0	0	0	0
Jerry Koosman, R (8, 1) OBP: 0.081, SLG: 0.081										0	0	0	0	0	0	0

	AB	31
	R	0
	H	6
	RBI	0
	BB	2
	SO	6
	LOB	11

Inning Stats	1	2	3	4	5	6	7	8	9						
R:	0	0	0	0	0	0	0	0	0	1B:	6	SF:	0	WP:	0	PA: 33
E:	0	0	0	0	0	0	0	0	0	2B:	0	SAC:	0	PB:	0	
K:	1	0	0	1	0	1	0	2	1	3B:	0	DP:	2	SB:	0	
S:	6	3	3	7	3	5	4	7	5	HR:	0	HBP:	0	CS:	0	
H:	1	1	0	2	0	0	2	0	0							
LOB:	1	1	0	2	0	0	2	0	0							
BB:	0	1	0	0	0	0	1	0	0							
P:	6	7	3	7	3	5	8	7	5							

PITCHER		IP	WLS	BF	H	R	ER	SO	BB	IBB	HBP	BLK	WP	HR	S	P	ERA	WHIP
Dave Roberts, L	(1, 1)	9.0	W	33	6	0	0	6	2	0	0	0	0	0	43	51	0.00	0.889
ERA: 4.33																		

PITCHER	IP	WLS	BF	H	R	ER	SO	BB	IBB	HBP	BLK	WP	HR	S	P	ERA	WHIP

BOTTOM

Batter	1	2	3	4	5	6	7	8	9	AB	R	H	RBI	BB	SO	LOB
Roger Metzger, S (1, 6) OBP: 0.281, SLG: 0.256	S S S 0-3 ① K		x 0-0 ③ 4-3			x 0-0 S 1B 1-2 3-H 1B	x 0-0 E4 S WP 3-H	x 0-0 ③ 5-3		5	2	1	1	0	1	2
Cesar Cedeno, R (1, 8) OBP: 0.401, SLG: 0.581 Norm Miller, L (7, PR) OBP: 0.317, SLG: 0.389 (8, 9)	S S S 0-3 ② K			x 0-0 ① 5-3		x 0-0 ① F8 2-3	B B B 4-0 1-H BB			3 0	0 0	0 0	0 0	1 0	1 0	2 0
Jimmy Wynn, R (1, 9) OBP: 0.377, SLG: 0.464 (8, 8)	x 0-0 ③ F3			x 0-0 ② F7		x 0-0 ② P4 1-2	x 0-0 ③ F8			4	0	0	0	0	0	3
Lee May, R (1, 3) OBP: 0.346, SLG: 0.510		x 0-0 ① F9		S S S 0-3 ③ K		x 0-0 1B 2-H 3-H 1B		x 0-0 2B 1B 1B		4	1	2	2	0	1	0
Bob Watson, R (1, 7) OBP: 0.379, SLG: 0.451		S S S 0-3 ② K			S S S 0-3 ① K	x 0-0 1-2 1B		x 0-0 1B 1-3 2B 2B		4	1	2	0	0	2	0
Johnny Edwards, L (1, 2) OBP: 0.352, SLG: 0.372		S S S 0-3 ③ K			x 0-0 ② F8	x 0-0 ③ L6		x 0-0 2B 2-3 3-H 1B		4	0	1	1	0	1	2
Doug Rader, R (1, 5) OBP: 0.312, SLG: 0.438			S S S 0-3 ① K		S S S 0-3 ③ K		B B B 4-0 G3 4-3 E BB	x 0-0 ① WP SF8 1-H 3-H 2B		3	2	1	1	1	2	0
Tommy Helms, R (1, 4) OBP: 0.303, SLG: 0.371			x 0-0 SH3-4 1B			x 0-0 1B 1B 1B	x 0-0 ① 4-3 1-2	4-0 WP IBB		3	1	2	0	1	0	1
Dave Roberts, L (1, 1) OBP: 0.265, SLG: 0.349			x 0-0 ② SH3-4 1-2			x 0-0 F8 1B 1-3 1B 1B	x 0-0 ② G3 2-3	x 0-0 ② SF8 1-2 2-H		2	1	1	1	0	0	1
Inning Stats	R: 0 E: 0 K: 2 S: 7 H: 0 LOB: 0 BB: 0 P: 7	R: 0 E: 0 K: 2 S: 7 H: 0 LOB: 0 BB: 0 P: 7	R: 0 E: 0 K: 1 S: 6 H: 1 LOB: 1 BB: 0 P: 6	R: 0 E: 0 K: 1 S: 5 H: 0 LOB: 0 BB: 0 P: 5	R: 0 E: 0 K: 2 S: 7 H: 0 LOB: 0 BB: 0 P: 7	R: 3 E: 0 K: 0 S: 8 H: 5 LOB: 2 BB: 0 P: 8	R: 2 E: 1 K: 0 S: 4 H: 0 LOB: 1 BB: 2 P: 12	R: 3 E: 0 K: 0 S: 6 H: 4 LOB: 1 BB: 1 P: 10		1B: 8 2B: 2 3B: 0 HR: 0	SF: 1 SAC: 1 DP: 0 HBP: 0			WP: 3 PB: 0 SB: 2 CS: 0	PA: 37		

PITCHER	IP	WLS	BF	H	R	ER	SO	BB	IBB	HBP	BLK	WP	HR	S	P	ERA	WHIP
Tom Seaver, R (1, 1) ERA: 3.02	6.0	L	24	6	3	3	8	0	0	0	0	0	0	40	40	4.50	1.000
Danny Frisella, R (7, 1) ERA: 3.54	1.1		10	4	5	3	0	2	0	0	0	1	0	8	16	20.25	4.500
Jerry Koosman, L (8, 1) ERA: 4.33	0.2		3	0	0	0	0	0	1	0	0	1	0	2	6	0.00	0.000

PITCHER	IP	WLS	BF	H	R	ER	SO	BB	IBB	HBP	BLK	WP	HR	S	P	ERA	WHIP

New York Mets @ Houston Astros

Astrodome, Houston, TX

Fri Sep 01 1972, 8:05 PM EDT

Att. 12,253 - Dome

livebaseballscorecards.com

AB	32
R	8
H	10
RBI	6
BB	3
SO	8
LOB	11

Batter	1	2	3	4	5	6	7	8	9	AB	R	H	RBI	BB	SO	LOB
Tommie Agee, R (1, 8) (9, 9) OBP: 0.339, SLG: 0.406	F9			4-3		5-3		SF9 2-3 3-H	BB SH FC6 1-2f	4	1	0	1	1	0	3
Ken Boswell, L (1, 4) OBP: 0.257, SLG: 0.306	G4-6-3 1B			1B		F8		1-H 3-H HR	SH 1-2 1B	5	2	4	3	0	0	0
John Milner, L (1, 9) OBP: 0.343, SLG: 0.436 Willie Mays, R (9, 8) OBP: 0.404, SLG: 0.408	G4-6-3 1-2f			F5			1B	1B 2B 1B	SH 1-3 2-H 1B	4 0	2 0	2 0	0 0	0 0	0 0	2 0
Ed Kranepool, L (1, 3) OBP: 0.333, SLG: 0.393		G6-4-3 1B		L9			P6	2B 1-2 1B	1B IBB	4	1	2	0	1	0	2
Cleon Jones, R (1, 7) OBP: 0.317, SLG: 0.349		G6-4-3 1-2f			E6		F9	1-3 2-H 2B	WP 1-3 2-H 3-H 1B	5	2	2	3	0	0	2
Wayne Garrett, L (1, 5) OBP: 0.370, SLG: 0.301		4-3			P5		F8	1B 2-H 3-H 1B	BB 2-H 1B	5	0	2	3	0	0	2
Duffy Dyer, R (1, 2) OBP: 0.312, SLG: 0.382			6-3		K			BB SF9 1B 1B	K	5	1	2	0	0	2	2
Bud Harrelson, S (1, 6) OBP: 0.306, SLG: 0.260			F9		6-3			SF9 BB 1-2 HR 1B F6	BB 1-2 1B	5	1	2	0	0	0	3
Brent Strom, R (1, 1) Ray Sadecki, L (3, 1) OBP: 0.200, SLG: 0.200 Lute Barnes, R (6, PH) OBP: 0.295, SLG: 0.298 Bob Rauch, R (6, 1) Dave Marshall, L (8, PH) OBP: 0.342, SLG: 0.388 Jerry Koosman, R (8, 1) OBP: 0.081, SLG: 0.081 Tug McGraw, R (8, 1) OBP: 0.250, SLG: 0.143			F7			F7		4-0 1-2 2-3 HR BB F9	FC6 1-2 2-3 BB	1 0 1 0 1 0 0	0 0 0 0 1 0 0	0 0 0 0 0 0 0	0 0 0 0 1 0 1	0 0 0 0 0 0 0	0 0 0 0 0 0 0	0 0 0 0 2 0 0

TOP

New York Mets @ Houston Astros

Astrodome, Houston, TX

Sat Sep 02 1972, 8:05 PM EDT

Att. 19,691 - Dome

livebaseballscorecards.com

AB	40
R	11
H	16
RBI	10
BB	4
SO	2
LOB	18

Inning Stats	1	2	3	4	5	6	7	8	9	1B: 14	SF: 1	WP: 1	PA: 46
R:	0	0	0	0	0	0	0	7	4	2B: 1	SAC: 1	PB: 0	
E:	0	0	0	0	1	0	0	0	1	3B: 0	DP: 2	SB: 0	
K:	0	0	0	0	1	0	0	0	1	HR: 1	HBP: 0	CS: 0	
S:	3	3	3	4	6	3	4	11	9				
H:	1	1	0	1	0	0	1	8	4				
LOB:	0	0	0	1	1	0	1	2	4				
BB:	0	0	0	0	0	0	0	1	3				
P:	3	3	3	4	6	3	4	15	21				

PITCHER		IP	WLS	BF	H	R	ER	SO	BB	IBB	HBP	BLK	WP	HR	S	P	ERA	WHIP
Don Wilson, R ERA: 2.95	(1, 1)	7.1		29	7	4	4	1	1	0	0	0	0	1	30	34	4.91	1.091
Fred Gladding, R ERA: 2.93	(8, 1)	0.0		3	3	1	1	0	0	0	0	0	0	0	3	3	∞	∞
Jim Ray, R ERA: 3.78	(8, 1)	0.2	L	6	3	4	4	0	1	0	0	0	0	0	5	9	54.00	6.000
Tom Griffin, R ERA: 3.08	(9, 1)	0.2		7	3	2	1	1	1	1	0	0	1	0	7	15	13.50	6.000
George Culver, R ERA: 2.94	(9, 1)	0.1		1	0	0	0	0	0	0	0	0	0	0	1	1	0.00	0.000

PITCHER	IP	WLS	BF	H	R	ER	SO	BB	IBB	HBP	BLK	WP	HR	S	P	ERA	WHIP

New York Mets @ Houston Astros

Astrodome, Houston, TX

Sat Sep 02 1972, 8:05 PM EDT

Att. 19,691 - Dome

BOTTOM

livebaseballscorecards.com

Batter	1	2	3	4	5	6	7	8	9	AB	R	H	RBI	BB	SO	LOB
Roger Metzger, S (1, 6) OBP: 0.282, SLG: 0.257	L4		1-2 2B 1B	4-3			F8	1-2 1B		5	1	2	0	0	0	1
Cesar Cedeno, R (1, 8) OBP: 0.401, SLG: 0.580	6-3		L6-4 1-H 2-H 2B		F8		WP WP 1B BB	K		4	1	1	2	1	1	2
Jimmy Wynn, R (1, 9) OBP: 0.379, SLG: 0.462	HR BB		BB		F3		WP 1-2 1B BB		K	2	2	0	0	3	1	0
Lee May, R (1, 3) OBP: 0.345, SLG: 0.513	1-H HR		L6-4 2-3		K		K 1-2 2-3		6-3	5	1	1	2	0	2	4
Bob Watson, R (1, 7) OBP: 0.377, SLG: 0.448	5-3		F8			6-3	2-H 3-H 1B		4-3	5	0	1	2	0	0	1
Doug Rader, R (1, 5) OBP: 0.311, SLG: 0.436		6-3		6-3		2B 1B	K			4	1	1	0	0	1	1
Tommy Helms, R (1, 4) OBP: 0.307, SLG: 0.375		F8		E 1B		1-H 2B		1B HBP		3	1	2	1	0	0	0
Larry Howard, R (1, 2) OBP: 0.264, SLG: 0.284		F3		K		K		F4		4	0	0	0	0	2	3
Don Wilson, R (1, 1) OBP: 0.119, SLG: 0.103			1B 2B 1B	E9 1-H			K	K		3	1	1	0	0	1	1
Fred Gladding, L (8, 1)										0	0	0	0	0	0	0
Jim Ray, R (8, 1) OBP: 0.067, SLG: 0.067										1	0	0	0	0	1	1
Tom Griffin, R (9, 1) OBP: 0.261, SLG: 0.522										0	0	0	0	0	0	0
George Culver, R (9, 1) OBP: 0.211, SLG: 0.222										0	0	0	0	0	0	0
Inning Stats	R: 2 E: 0 K: 0 S: 4 H: 1 LOB: 0 BB: 1 P: 8	R: 0 E: 0 K: 0 S: 3 H: 0 LOB: 0 BB: 0 P: 3	R: 2 E: 0 K: 0 S: 5 H: 3 LOB: 1 BB: 1 P: 9	R: 1 E: 1 K: 1 S: 7 H: 1 LOB: 1 BB: 0 P: 7	R: 0 E: 0 K: 1 S: 5 H: 0 LOB: 0 BB: 0 P: 5	R: 1 E: 0 K: 2 S: 9 H: 2 LOB: 1 BB: 0 P: 9	R: 2 E: 0 K: 2 S: 8 H: 1 LOB: 1 BB: 2 P: 16	R: 0 E: 0 K: 2 S: 8 H: 1 LOB: 2 BB: 0 P: 9	R: 0 E: 0 K: 1 S: 5 H: 0 LOB: 0 BB: 0 P: 5	1B: 6 2B: 3 3B: 0 HR: 1	SF: 0 SAC: 0 DP: 1 HBP: 1						

	AB	36
	R	8
	H	9
	RBI	7
	BB	4
	SO	9
	LOB	14

WP: 2 PB: 0 SB: 0 CS: 0 PA: 41

PITCHER		IP	WLS	BF	H	R	ER	SO	BB	IBB	HBP	BLK	WP	HR	S	P	ERA	WHIP
Brent Strom, L ERA: 6.05	(1, 1)	2.0		12	4	4	4	0	2	0	0	0	0	1	10	18	18.00	3.000
Ray Sadecki, L ERA: 2.87	(3, 1)	3.0		10	1	1	0	2	0	0	0	0	0	0	14	14	0.00	0.333
Bob Rauch, R ERA: 5.68	(6, 1)	2.0		11	3	3	3	4	2	0	0	0	2	0	17	25	13.50	2.500
Jerry Koosman, L ERA: 4.31	(8, 1)	0.2		4	1	0	0	1	0	0	1	0	0	0	5	6	0.00	1.500
Tug McGraw, L ERA: 1.76	(8, 1)	1.1	W	4	0	0	0	2	0	0	0	0	0	0	8	8	0.00	0.000

PITCHER		IP	WLS	BF	H	R	ER	SO	BB	IBB	HBP	BLK	WP	HR	S	P	ERA	WHIP

Batter	1	2	3	4	5	6	7	8	9	AB	R	H	RBI	BB	SO	LOB
Tommie Agee, R (1, 9) (2, 8) OBP: 0.340, SLG: 0.404	4-3		1B		F8		G4-6-3 1-2f		1B IBB	4	0	1	0	1	0	2
Bud Harrelson, S (1, 6) OBP: 0.309, SLG: 0.265	K		G5-4-3 1-2 1B			G6-4-3 1B		F3	1-3 2-H 1B	5	0	3	1	0	1	0
Willie Mays, R (1, 8) (2, 3) OBP: 0.404, SLG: 0.409 Ed Kranepool, L (9, 3) OBP: 0.333, SLG: 0.393	BB		G5-4-3 1-2f			G6-4-3 1-2f		WP 2B	6-3	4 0	0 0	1 0	0 0	1 0	0 0	5 0
Cleon Jones, R (1, 7) (2, 9) (9, 7) OBP: 0.316, SLG: 0.358	K			F9		HR		K 2-3		4	1	1	1	0	2	2
Jim Fregosi, R (1, 5) OBP: 0.313, SLG: 0.356 Wayne Garrett, L (9, 5) OBP: 0.370, SLG: 0.301		F9	K			1B BB		BB		2 0	0 0	0 0	0 0	2 0	1 0	0 0
Duffy Dyer, R (1, 2) OBP: 0.311, SLG: 0.380		1-3	F9			1-3 1B		K		4	0	1	0	0	1	2
Jim Beauchamp, R (1, 3) (2, 7) OBP: 0.284, SLG: 0.360 Dave Marshall, L (9, 9) OBP: 0.342, SLG: 0.388		1B			SH1-4 1B	K			FC3-6 1B	4 0	0 0	3 0	0 0	0 0	1 0	2 0
Ted Martinez, R (1, 4) OBP: 0.237, SLG: 0.255	K				P6		P5		FC3-6 SH2-4 1-2f 1B	4	1	0	0	0	1	3
Jim McAndrew, R (1, 1) OBP: 0.150, SLG: 0.056 Tug McGraw, R (8, 1) OBP: 0.250, SLG: 0.143			K		SH1-4 1-2		G4-6-3 BB		SH2-4 1-2	1 0	0 0	0 0	0 0	1 0	1 0	0 0
Inning Stats	R: 0 E: 0 K: 2 S: 7 H: 0 LOB: 1 BB: 1 P: 11	R: 0 E: 0 K: 1 S: 6 H: 1 LOB: 1 BB: 0 P: 6	R: 0 E: 0 K: 1 S: 6 H: 2 LOB: 1 BB: 0 P: 6	R: 0 E: 0 K: 1 S: 5 H: 0 LOB: 0 BB: 0 P: 5	R: 0 E: 0 K: 0 S: 4 H: 1 LOB: 1 BB: 0 P: 4	R: 1 E: 0 K: 1 S: 7 H: 3 LOB: 2 BB: 1 P: 11	R: 0 E: 0 K: 0 S: 2 H: 0 LOB: 0 BB: 1 P: 6	R: 0 E: 0 K: 2 S: 8 H: 1 LOB: 2 BB: 1 P: 12	R: 1 E: 0 K: 0 S: 5 H: 2 LOB: 2 BB: 1 P: 9	1B: 8 2B: 1 3B: 0 HR: 1 SF: 0 SAC: 2 DP: 3 HBP: 0						

PITCHER	IP	WLS	BF	H	R	ER	SO	BB	IBB	HBP	BLK	WP	HR	S	P	ERA	WHIP
Jerry Reuss, L (1, 1) ERA: 4.01	8.2	L	38	10	2	2	8	4	1	0	0	1	1	49	69	2.08	1.615
Fred Gladding, R (9, 1) ERA: 2.9	0.1		1	0	0	0	0	0	0	0	0	0	0	1	1	0.00	0.000

PITCHER	IP	WLS	BF	H	R	ER	SO	BB	IBB	HBP	BLK	WP	HR	S	P	ERA	WHIP

New York Mets @ Houston Astros

Astrodome, Houston, TX

Sun Sep 03 1972, 4:33 AM EDT

Att. 18,875 - Unknown

TOP

livebaseballscorecards.com

AB	32
R	2
H	10
RBI	2
BB	5
SO	8
LOB	16

WP: 1 PB: 0 SB: 0 CS: 0 PA: 39

New York Mets @ Houston Astros

Astrodome, Houston, TX

Sun Sep 03 1972, 4:33 AM EDT

Att. 18,875 - Unknown

BOTTOM

Batter	1	2	3	4	5	6	7	8	9	AB	R	H	RBI	BB	SO	LOB
Roger Metzger, S (1, 6) OBP: 0.284, SLG: 0.259	0-0 WP E 1B		0-0 ① F7		0-3 ② K			0-0 1B G5-2-3 1B		4	1	2	0	0	1	1
Cesar Cedeno, R (1, 8) OBP: 0.400, SLG: 0.577	0-0 ① F9 1-2		0-0 ② 6-3		0-0 ③ F3			0-0 6-3 1-3 1B		4	0	1	0	0	0	2
Jimmy Wynn, R (1, 9) OBP: 0.380, SLG: 0.462	BBBB 4-0 E BB		0-0 FC6-4 1B			0-0 ① F8		0-0 ① 6-3 1-2		3	0	1	0	1	0	2
Lee May, R (1, 3) OBP: 0.346, SLG: 0.512	0-0 ② F7		0-0 ③ FC6-4 1-2f			0-0 ② 1B		4-0 IBB		3	0	1	0	1	0	3
Bob Watson, R (1, 7) OBP: 0.376, SLG: 0.446	0-0 E6 1-3 2-H			0-0 ① F9		0-0 1B		0-0 ② ③ G5-2-3 3-Hf		4	0	1	0	0	0	4
Johnny Edwards, L (1, 2) OBP: 0.349, SLG: 0.369 Jesus Alou, R (9, PH) OBP: 0.380, SLG: 0.393	0-0 ③ F5			0-0 ② G3		0-0 ③ 1-3			0-0 ① 5-3	3 1	0 0	0 0	0 0	0 0	0 0	3 0
Doug Rader, R (1, 5) OBP: 0.309, SLG: 0.432		0-0 ① 5-3		0-3 ③ K			0-0 ① 1-3		0-3 ② K	4	0	0	0	0	2	0
Tommy Helms, R (1, 4) OBP: 0.307, SLG: 0.374		0-0 ② 4-3			0-0 FC1-6 1B		0-0 ② L6		0-0 ③ 6-3	4	0	1	0	0	0	0
Jerry Reuss, L (1, 1) OBP: 0.175, SLG: 0.153 Fred Gladding, L (9, 1)		0-3 ③ K			0-0 ① FC1-6 1-2f		0-3 ③ K			3 0	0 0	0 0	0 0	0 0	2 0	1 0
Inning Stats	R: 1 E: 1 K: 0 S: 5 H: 1 LOB: 2 BB: 1 P: 9	R: 0 E: 0 K: 1 S: 5 H: 0 LOB: 0 BB: 0 P: 5	R: 0 E: 0 K: 0 S: 4 H: 1 LOB: 1 BB: 0 P: 4	R: 0 E: 0 K: 1 S: 5 H: 0 LOB: 0 BB: 0 P: 5	R: 0 E: 0 K: 1 S: 6 H: 1 LOB: 1 BB: 0 P: 6	R: 0 E: 0 K: 0 S: 4 H: 2 LOB: 1 BB: 0 P: 4	R: 0 E: 0 K: 1 S: 5 H: 0 LOB: 0 BB: 0 P: 5	R: 0 E: 0 K: 0 S: 4 H: 2 LOB: 2 BB: 1 P: 8	R: 0 E: 0 K: 1 S: 5 H: 0 LOB: 0 BB: 0 P: 5	1B: 7 2B: 0 3B: 0 HR: 0	SF: 0 SAC: 0 DP: 1 HBP: 0						

livebaseballscorecards.com

AB	33
R	1
H	7
RBI	0
BB	2
SO	5
LOB	16

WP: 1 PB: 0 SB: 0 CS: 0 PA: 35

PITCHER		IP	WLS	BF	H	R	ER	SO	BB	IBB	HBP	BLK	WP	HR	S	P	ERA	WHIP
Jim McAndrew, R ERA: 2.19	(1, 1)	7.1		30	7	1	0	4	1	0	0	0	1	0	37	41	0.00	1.091
Tug McGraw, L ERA: 1.73	(8, 1)	1.2	W	5	0	0	0	1	0	1	0	0	0	0	6	10	0.00	0.000

PITCHER	IP	WLS	BF	H	R	ER	SO	BB	IBB	HBP	BLK	WP	HR	S	P	ERA	WHIP

Batter	1	2	3	4	5	6	7	8	9	AB	R	H	RBI	BB	SO	LOB
Don Kessinger, S (1, 6) OBP: 0.367, SLG: 0.341	5-3		5-3		4-3		5-3			4	0	0	0	0	0	0
Jose Cardenal, R (1, 9) OBP: 0.355, SLG: 0.456	F2		1-3		P3			F7		4	0	0	0	0	0	0
Billy Williams, L (1, 7) OBP: 0.400, SLG: 0.592	1B		K			K		4-1		4	0	1	0	0	2	0
Ron Santo, R (1, 5) OBP: 0.390, SLG: 0.512	K			1B 1B		P5		HR		4	1	2	1	0	1	1
Jim Hickman, R (1, 3) OBP: 0.386, SLG: 0.478		6-3		L8		FC5 2B		K		4	0	1	0	0	1	1
Carmen Fanzone, R (1, 4) OBP: 0.352, SLG: 0.425		HR		K		IBB			E1	3	1	1	1	1	1	1
Ken Rudolph, R (1, 2) OBP: 0.273, SLG: 0.324		1B		1-3 1B		FC5 2-3f			B3	4	0	2	0	0	0	3
Bill North, S (1, 8) OBP: 0.255, SLG: 0.184		F7		K			F8		G4-6-3 IBB	3	0	0	0	1	1	3
Fergie Jenkins, R (1, 1) OBP: 0.222, SLG: 0.243		K			K		K		G4-6-3 1-2f	4	0	0	0	0	3	3
Inning Stats	R: 0 H: 1 E: 0 LOB: 1 K: 1 BB: 0 S: 6 P: 6	R: 1 H: 2 E: 0 LOB: 1 K: 1 BB: 0 S: 7 P: 7	R: 0 H: 0 E: 0 LOB: 0 K: 1 BB: 0 S: 5 P: 5	R: 0 H: 2 E: 0 LOB: 2 K: 2 BB: 0 S: 9 P: 9	R: 0 H: 0 E: 0 LOB: 0 K: 1 BB: 0 S: 5 P: 5	R: 0 H: 1 E: 0 LOB: 2 K: 1 BB: 1 S: 6 P: 10	R: 0 H: 0 E: 0 LOB: 0 K: 1 BB: 0 S: 5 P: 5	R: 1 H: 1 E: 0 LOB: 0 K: 1 BB: 0 S: 6 P: 6	R: 0 H: 0 E: 1 LOB: 1 K: 0 BB: 1 S: 3 P: 7	1B: 4 SF: 0 2B: 1 SAC: 0 3B: 0 DP: 1 HR: 2 HBP: 0						

PITCHER		IP	WLS	BF	H	R	ER	SO	BB	IBB	HBP	BLK	WP	HR	S	P	ERA	WHIP
Jon Matlack, L ERA: 2.37	(1, 1)	8.0	L	32	7	2	2	9	0	1	0	0	0	2	49	53	2.25	0.875
Ray Sadecki, L ERA: 2.82	(9, 1)	1.0		4	0	0	0	0	0	1	0	0	0	0	3	7	0.00	0.000

PITCHER	IP	WLS	BF	H	R	ER	SO	BB	IBB	HBP	BLK	WP	HR	S	P	ERA	WHIP

TOP

Chicago Cubs @ New York Mets

Shea Stadium, Flushing, NY

Mon Sep 04 1972, 3:33 AM EDT

Cloudy - 68 F

livebaseballscorecards.com

AB	34
R	2
H	7
RBI	2
BB	2
SO	9
LOB	12

PA: 36

BOTTOM

Chicago Cubs @ New York Mets

Shea Stadium, Flushing, NY

Mon Sep 04 1972, 3:33 AM EDT

Cloudy - 68 F

livebaseballscorecards.com

Batter	1	2	3	4	5	6	7	8	9	AB	R	H	RBI	BB	SO	LOB
Tommie Agee, R (1, 8) OBP: 0.339, SLG: 0.402	0-0 ① 1B		0-0 ② F8			0-0 ① P4		0-0 ② F7		4	0	1	0	0	0	0
Ken Boswell, L (1, 4) OBP: 0.253, SLG: 0.301	0-0 ② 3-1		0-0 ③ 4-3			0-0 ② 4-3		0-0 ③ G3		4	0	0	0	0	0	0
John Milner, L (1, 9) OBP: 0.342, SLG: 0.431	B B B B 4-0 CS BB			0-0 ① P6		0-0 ③ 4-3			0-0 ① L8	3	0	0	0	1	0	0
Ed Kranepool, L (1, 3) OBP: 0.332, SLG: 0.391	0-0 ③ CS 1-2	0-0 ① 5-3		0-0 ② F7			0-0 1B 1B		0-0 ② 3-1	4	0	1	0	0	0	0
Cleon Jones, R (1, 7) OBP: 0.315, SLG: 0.354		B B B B 4-0 CS BB		0-0 ③ F8			0-0 ① L9		S S S 0-3 ③ K	3	0	0	0	1	1	1
Wayne Garrett, L (1, 5) OBP: 0.369, SLG: 0.298		B B B B 4-0 ② BB 1-2 BB			0-0 ① F8		S S S 0-3 ② K			2	0	0	0	1	1	1
Duffy Dyer, R (1, 2) OBP: 0.318, SLG: 0.385		B B B B 4-0 1-2 BB			0-0 3-4-1 1B		0-0 1-2 1B			2	0	2	0	1	0	0
Bud Harrelson, S (1, 6) OBP: 0.307, SLG: 0.263		0-0 ③ 1-3			0-0 ② 3-4-1 1-2		S S S 0-3 ③ K			3	0	0	0	0	1	5
Jon Matlack, L (1, 1) OBP: 0.239, SLG: 0.172 Dave Marshall, L (8, PH) OBP: 0.340, SLG: 0.385 Ray Sadecki, L (9, 1) OBP: 0.200, SLG: 0.200			S S S 0-3 ① K		0-0 ③ F8			0-0 ① F7		2 1 0	0 0 0	0 0 0	0 0 0	0 0 0	1 0 0	1 0 0

Inning Stats																									
	R: 0 E: 0 K: 0 S: 2	H: 1 LOB: 0 BB: 1 P: 6	R: 0 E: 0 K: 0 S: 2	H: 0 LOB: 2 BB: 3 P: 14	R: 0 E: 0 K: 1 S: 5	H: 0 LOB: 0 BB: 0 P: 5	R: 0 E: 0 K: 0 S: 3	H: 0 LOB: 0 BB: 0 P: 3	R: 0 E: 0 K: 0 S: 4	H: 1 LOB: 1 BB: 0 P: 4	R: 0 E: 0 K: 0 S: 3	H: 0 LOB: 0 BB: 0 P: 3	R: 0 E: 0 K: 2 S: 9	H: 2 LOB: 2 BB: 0 P: 9	R: 0 E: 0 K: 0 S: 3	H: 0 LOB: 0 BB: 0 P: 3	R: 0 E: 0 K: 1 S: 5	H: 0 LOB: 0 BB: 0 P: 5	1B: 4 2B: 0 3B: 0 HR: 0	SF: 0 SAC: 0 DP: 0 HBP: 0	WP: 0 PB: 0 SB: 0 CS: 2	PA: 33				

PITCHER	IP	WLS	BF	H	R	ER	SO	BB	IBB	HBP	BLK	WP	HR	S	P	ERA	WHIP
Fergie Jenkins, R (1, 1) ERA: 3.12	9.0	W	32	4	0	0	4	4	0	0	0	0	0	36	52	0.00	0.889

PITCHER	IP	WLS	BF	H	R	ER	SO	BB	IBB	HBP	BLK	WP	HR	S	P	ERA	WHIP

AB	28
R	0
H	4
RBI	0
BB	4
SO	4
LOB	8

Chicago Cubs @ New York Mets

Shea Stadium, Flushing, NY

Mon Sep 04 1972, 3:38 AM EDT

Att. 36,004 - Unknown

TOP

livebaseballscorecards.com

Batter	1	2	3	4	5	6	7	8	9	AB	R	H	RBI	BB	SO	LOB
Don Kessinger, S (1, 6) OBP: 0.366, SLG: 0.340	P5		BB, 1-3 1-2 1B		F7		P5		F7	5	0	1	0	0	0	1
Jose Cardenal, R (1, 9) OBP: 0.354, SLG: 0.453	F9		1-3 1-2 2-3		3-1			BB		3	0	0	0	1	0	2
Joe Pepitone, L (1, 3) OBP: 0.306, SLG: 0.400	K		BB HBP		FC6-4 1B			F5		3	0	1	0	0	1	1
Ron Santo, R (1, 5) OBP: 0.389, SLG: 0.508		K	BB 1-2 2-3 3-H		FC6-4 1-2f			K		3	0	0	1	1	2	2
Elrod Hendricks, L (1, 2) OBP: 0.258, SLG: 0.250		BB 1B	P6			4-1		F9		4	0	1	0	0	0	4
Carmen Fanzone, R (1, 4) OBP: 0.350, SLG: 0.418		BB 1-2	F9			F7			K	3	0	0	0	1	1	3
Rick Monday, L (1, 8) OBP: 0.354, SLG: 0.382		K	4-3		K				2B SF8 1B	4	1	1	0	0	2	2
Bill North, S (1, 7) OBP: 0.254, SLG: 0.196		4-3	F5				4-3		SF8 1-3 2B	4	0	1	0	0	0	2
Juan Pizarro, L (1, 1) OBP: 0.182, SLG: 0.143			BB, 1-3 1B BB		K		K		SF8 2-3 3-H	1	1	0	0	1	1	0
Bill Bonham, R (5, 1) OBP: 0.300, SLG: 0.222										0	0	0	0	0	0	0
Jim Hickman, R (7, PH) OBP: 0.384, SLG: 0.477										1	0	0	0	0	1	0
Jack Aker, R (7, 1)										0	0	0	0	0	0	0
Billy Williams, L (9, PH) OBP: 0.400, SLG: 0.592										0	0	0	1	0	0	0

	AB	31
	R	2
	H	5
	RBI	2
	BB	4
	SO	8
	LOB	17

Inning Stats	1	2	3	4	5	6	7	8	9	1B: 4	SF: 1	WP: 0	PA: 37
R:	0	0	1	0	0	0	0	0	1	2B: 1	SAC: 0	PB: 0	
E:	0	0	0	0	0	0	0	0	0	3B: 0	DP: 0	SB: 0	
K:	1	2	0	1	0	1	1	1	1	HR: 0	HBP: 1	CS: 0	
S:	5	8	4	5	4	5	5	5	7				
H:	0	1	1	0	1	0	0	0	2				
LOB:	0	2	3	0	1	0	0	1	1				
BB:	0	1	2	0	0	0	0	1	0				
P:	5	12	13	5	4	5	5	9	7				

PITCHER		IP	WLS	BF	H	R	ER	SO	BB	IBB	HBP	BLK	WP	HR	S	P	ERA	WHIP
Gary Gentry, R ERA: 3.66	(1, 1)	8.0	W	32	3	1	1	7	4	0	1	0	0	0	41	58	1.12	0.875
Tug McGraw, L ERA: 1.81	(9, 1)	1.0	S	5	2	1	1	1	0	0	0	0	0	0	7	7	9.00	2.000

PITCHER		IP	WLS	BF	H	R	ER	SO	BB	IBB	HBP	BLK	WP	HR	S	P	ERA	WHIP

BOTTOM

Chicago Cubs @ New York Mets
Shea Stadium, Flushing, NY
Mon Sep 04 1972, 3:38 AM EDT
Att. 36,004 - Unknown

Batter	1	2	3	4	5	6	7	8	9	AB	R	H	RBI	BB	SO	LOB
Tommie Agee, R (1, 8) OBP: 0.337, SLG: 0.402	0-0 E 2B	0-0 FC6-4 1-2f		0-3 K		0-3 K	0-0 G3			5	1	1	0	0	2	5
Bud Harrelson, S (1, 6) OBP: 0.313, SLG: 0.268	0-0 1-3		4-0 G3 1B BB		0-0 FC6-5 BB 1B		0-0 SH1-3 1B 1B	0-0 G5-3 HBP 1B		4	2	3	0	1	0	1
Willie Mays, R (1, 3) OBP: 0.405, SLG: 0.409	0-0 E6 2-H 1B		0-0 G3 1-2		0-3 K		0-0 SH1-3 1-2	1-0 G5-3 E HBP 1-2		3	1	1	0	0	1	2
Cleon Jones, R (1, 9) (8, 7) OBP: 0.320, SLG: 0.356	0-0 6-3		0-0 2-H 1B		4-0 BB FC6-5 1-2 BB		0-0 2B 2-H 1B 1B	0-0 G5-3 1-2 2-3f		4	1	2	2	1	0	3
Jim Fregosi, R (1, 5) OBP: 0.312, SLG: 0.358	0-0 F7		0-3 K		0-0 FC6-5 BB 1-2 2-3f		0-0 1B 1-3 1B 2B	0-0 E9 2-H 1B		4	0	1	0	0	1	4
Dave Marshall, L (7, PR) (8, 9) OBP: 0.345, SLG: 0.389										1	1	1	0	0	0	0
Jim Beauchamp, R (1, 7) OBP: 0.293, SLG: 0.352		0-0 1-3	0-0 P6		4-0 1-2 2-3 BB		4-0 1B 1B IBB	4-0 FC6 BB		2	1	0	0	2	0	1
Wayne Garrett, L (8, 5) OBP: 0.372, SLG: 0.298										0	0	0	0	1	0	0
Jerry Grote, R (1, 2) OBP: 0.310, SLG: 0.294	0-0 E5 1B			0-0 4-3	0-3 K		0-0 1B 1-2 2-3 3-H 1B	0-0 FC6 1-2f		5	0	1	1	0	1	5
Ted Martinez, R (1, 4) OBP: 0.247, SLG: 0.267	0-0 FC6-4 1-2 1B			0-0 2B		4-0 K BB	0-0 1-2 2-H 3-H 1B			3	0	3	2	1	0	0
Gary Gentry, R (1, 1) OBP: 0.188, SLG: 0.136	0-3 K			0-3 K		0-3 K 1-2	0-3 K			4	0	0	0	0	4	6
Tug McGraw, R (9, 1) OBP: 0.250, SLG: 0.143										0	0	0	0	0	0	0
Inning Stats	R: 1 E: 1 K: 0 S: 5 H: 2 LOB: 1 BB: 0 P: 5	R: 0 E: 1 K: 1 S: 7 H: 1 LOB: 2 BB: 0 P: 7	R: 1 E: 0 K: 1 S: 6 H: 1 LOB: 1 BB: 1 P: 10	R: 0 E: 0 K: 2 S: 8 H: 1 LOB: 1 BB: 0 P: 8	R: 0 E: 0 K: 2 S: 8 H: 1 LOB: 3 BB: 2 P: 16	R: 0 E: 0 K: 2 S: 6 H: 0 LOB: 0 BB: 1 P: 10	R: 4 E: 0 K: 1 S: 10 H: 5 LOB: 2 BB: 1 P: 14	R: 1 E: 1 K: 0 S: 4 H: 2 LOB: 2 BB: 1 P: 9		1B: 10 2B: 3 3B: 0 HR: 0 SF: 0 SAC: 1 DP: 1 HBP: 1						

PITCHER		IP	WLS	BF	H	R	ER	SO	BB	IBB	HBP	BLK	WP	HR	S	P	ERA	WHIP
Juan Pizarro, L ERA: 3.97	(1, 1)	4.2	L	24	6	2	1	5	3	0	0	0	0	0	31	43	1.93	1.929
Bill Bonham, R ERA: 3.41	(5, 1)	1.1		4	0	0	0	3	1	0	0	0	0	0	9	13	0.00	0.750
Jack Aker, R ERA: 3.19	(7, 1)	2.0		15	7	5	4	1	1	1	1	0	0	0	14	23	18.00	4.000

PITCHER	IP	WLS	BF	H	R	ER	SO	BB	IBB	HBP	BLK	WP	HR	S	P	ERA	WHIP

livebaseballscorecards.com

AB	35
R	7
H	13
RBI	5
BB	6
SO	9
LOB	27

WP: 0 PA: 43
PB: 0
SB: 0
CS: 0

Batter	1	2	3	4	5	6	7	8	9	AB	R	H	RBI	BB	SO	LOB
Don Kessinger, S (1, 6) OBP: 0.362, SLG: 0.336	F9		F7		K			F9	F7	5	0	0	0	0	1	1
Rick Monday, L (1, 8) OBP: 0.356, SLG: 0.390	WP, BB		1-3		HR			G3		3	1	1	1	1	0	0
Billy Williams, L (1, 7) OBP: 0.400, SLG: 0.591	F8 (1-2)		1B, 1B		K			HBP		3	0	1	0	0	1	1
Joe Pepitone, L (1, 3) OBP: 0.305, SLG: 0.397	P6		1-2, 1B			3-1		K		4	0	1	0	0	1	2
Ron Santo, R (1, 5) OBP: 0.390, SLG: 0.509		2B	K			6-3			HR, BB	3	1	1	0	1	1	2
Jim Hickman, R (1, 9) OBP: 0.383, SLG: 0.483 Bill North, S (9, 9) OBP: 0.254, SLG: 0.196		6-3		P6		4-3			1-H, HR	4 0	1 0	1 0	2 0	0 0	0 0	1 0
Elrod Hendricks, L (1, 2) OBP: 0.258, SLG: 0.243		BB		F9			K		K	3	0	0	0	1	2	0
Carmen Fanzone, R (1, 4) OBP: 0.348, SLG: 0.411		K		F9			F9		FC5-6, BB	3	0	0	0	1	1	2
Rick Reuschel, R (1, 1) OBP: 0.189, SLG: 0.171		F9			K		K		FC5-6 (1-2f)	4	0	0	0	0	2	3
Inning Stats	R: 0 E: 0 K: 0 S: 3 H: 0 LOB: 1 BB: 1 P: 7	R: 0 E: 0 K: 1 S: 6 H: 1 LOB: 2 BB: 1 P: 10	R: 0 E: 0 K: 1 S: 7 H: 2 LOB: 2 BB: 0 P: 7	R: 0 E: 0 K: 0 S: 3 H: 0 LOB: 0 BB: 0 P: 3	R: 1 E: 0 K: 3 S: 10 H: 1 LOB: 0 BB: 0 P: 10	R: 0 E: 0 K: 0 S: 3 H: 0 LOB: 0 BB: 0 P: 3	R: 0 E: 0 K: 2 S: 7 H: 0 LOB: 0 BB: 0 P: 7	R: 0 E: 0 K: 1 S: 5 H: 0 LOB: 1 BB: 0 P: 6	R: 2 E: 0 K: 1 S: 6 H: 1 LOB: 1 BB: 2 P: 14	1B: 2 2B: 1 3B: 0 HR: 2 SF: 0 SAC: 0 DP: 0 HBP: 1	WP: 1 PB: 0 SB: 0 CS: 0 PA: 37					

PITCHER		IP	WLS	BF	H	R	ER	SO	BB	IBB	HBP	BLK	WP	HR	S	P	ERA	WHIP
Tom Seaver, R ERA: 3.0	(1, 1)	5.0	L	21	4	1	1	5	2	0	0	0	1	1	29	37	1.80	1.200
Ray Sadecki, L ERA: 2.67	(6, 1)	3.0		10	0	0	0	3	0	0	1	0	0	0	15	16	0.00	0.000
Hank Webb, R ERA: 18.0	(9, 1)	1.0		6	1	2	2	1	2	0	0	0	0	1	6	14	18.00	3.000

PITCHER	IP	WLS	BF	H	R	ER	SO	BB	IBB	HBP	BLK	WP	HR	S	P	ERA	WHIP

TOP

Chicago Cubs @ New York Mets

Shea Stadium, Flushing, NY

Tue Sep 05 1972, 7:05 PM EDT

Att. 15,915 - Unknown

livebaseballscorecards.com

AB	32
R	3
H	5
RBI	3
BB	4
SO	9
LOB	12

Chicago Cubs @ New York Mets

Shea Stadium, Flushing, NY

Tue Sep 05 1972, 7:05 PM EDT

Att. 15,915 - Unknown

BOTTOM

Batter	1	2	3	4	5	6	7	8	9	AB	R	H	RBI	BB	SO	LOB
Tommie Agee, R (1, 8) OBP: 0.337, SLG: 0.401	S S S 0-3 ① K			x 0-0 ① L8		x 0-0 ② L6		x 0-0 ③ F7		1	0	0	0	0	1	0
John Milner, L (3, 7) OBP: 0.338, SLG: 0.427										3	0	0	0	0	0	2
Ken Boswell, L (1, 4) OBP: 0.250, SLG: 0.297	x 0-0 ② F8			x 0-0 ② 6-3		x 0-0 ③ L3			x 0-0 ① G3	4	0	0	0	0	0	1
Dave Marshall, L (1, 9) OBP: 0.336, SLG: 0.378	S S S 0-3 ③ K			x 0-0 ③ 4-3			x 0-0 ① 6-3		x 0-0 ② 4-3	4	0	0	0	0	1	0
Ed Kranepool, L (1, 3) OBP: 0.331, SLG: 0.388		x 0-0 ① L5			x 0-0 ① P6		x 0-0 FC4 1B		x 0-0 ③ 4-3	4	0	1	0	0	0	0
Cleon Jones, R (1, 7) (3, 8) OBP: 0.320, SLG: 0.356		x 0-0 ② 5-3			x 0-0 1B		x 0-0 ② F9			3	0	1	0	0	0	1
Jim Fregosi, R (1, 5) OBP: 0.310, SLG: 0.354		x 0-0 ③ 5-3			S S S 0-3 ② K		x 0-0 ③ FC4 1-2f			3	0	0	0	0	1	2
Duffy Dyer, R (1, 2) OBP: 0.318, SLG: 0.385			x 0-0 G6-4-3 1B		x 0-0 ③ 5-3			x 0-0 ① 4-3		3	0	1	0	0	0	1
Ted Martinez, R (1, 6) OBP: 0.248, SLG: 0.265			x 0-0 ① ② G6-4-3 1-2f			H 1-0 S HBP		x 0-0 ② 1-3		2	0	0	0	0	0	1
Tom Seaver, R (1, 1) OBP: 0.215, SLG: 0.324			S S S 0-3 ③ K			S S S 0-3 ① K 1-2		B B B B 4-0 BB		1	0	0	0	0	1	0
Ray Sadecki, L (6, 1) OBP: 0.182, SLG: 0.182										1	0	0	0	0	1	1
Jim Beauchamp, R (8, PH) OBP: 0.300, SLG: 0.352										0	0	0	0	1	0	0
Hank Webb, R (9, 1)										0	0	0	0	0	0	0
Inning Stats	R: 0 E: 0 K: 2 S: 7 H: 0 LOB: 0 BB: 0 P: 7	R: 0 E: 0 K: 0 S: 3 H: 0 LOB: 0 BB: 0 P: 3	R: 0 E: 0 K: 1 S: 5 H: 1 LOB: 0 BB: 0 P: 5	R: 0 E: 0 K: 0 S: 3 H: 0 LOB: 0 BB: 0 P: 3	R: 0 E: 0 K: 1 S: 6 H: 1 LOB: 1 BB: 0 P: 6	R: 0 E: 0 K: 1 S: 5 H: 0 LOB: 1 BB: 0 P: 6	R: 0 E: 0 K: 0 S: 4 H: 1 LOB: 1 BB: 0 P: 4	R: 0 E: 0 K: 0 S: 3 H: 0 LOB: 1 BB: 1 P: 7	R: 0 E: 0 K: 0 S: 3 H: 0 LOB: 0 BB: 0 P: 3	1B: 3 2B: 0 3B: 0 HR: 0		SF: 0 SAC: 0 DP: 1 HBP: 1				

livebaseballscorecards.com

AB	29
R	0
H	3
RBI	0
BB	1
SO	5
LOB	9

WP: 0 PB: 0 SB: 1 CS: 0 PA: 31

PITCHER	IP	WLS	BF	H	R	ER	SO	BB	IBB	HBP	BLK	WP	HR	S	P	ERA	WHIP
Rick Reuschel, R (1, 1) ERA: 2.88	9.0	W	31	3	0	0	5	1	0	1	0	0	0	39	44	0.00	0.444

PITCHER	IP	WLS	BF	H	R	ER	SO	BB	IBB	HBP	BLK	WP	HR	S	P	ERA	WHIP

Batter	1	2	3	4	5	6	7	8	9	AB	R	H	RBI	BB	SO	LOB
Pepe Mangual, R (1, 7) OBP: 0.500, SLG: 0.333	SH2-4 1B		FC6-4 1-2f 2B		F8		CS BB		SH2-4 1-2 2-3	3	1	1	0	1	0	1
Clyde Mashore, R (9, PH) OBP: 0.267, SLG: 0.327 (9, 7)										0	0	0	0	0	0	0
Tim Foli, R (1, 6) OBP: 0.290, SLG: 0.287	SH2-4 1-2		2B 1-H 2B		6-3		K 1-2		1B E IBB	3	2	1	1	1	1	1
Bob Bailey, R (1, 5) OBP: 0.322, SLG: 0.373	L7		P7		K			5-3	E 1-3 2-H 3-H 1B	5	0	1	2	0	1	2
Hal Breeden, R (1, 3) OBP: 0.303, SLG: 0.424	5-3		2B BB			F8		F9	E3 1-3 3-H	1	0	0	0	1	0	1
Ron Fairly, L (3, 3) OBP: 0.336, SLG: 0.390										3	0	0	0	0	0	1
Ken Singleton, S (1, 9) OBP: 0.374, SLG: 0.432		6-3	1-3 2-H 2B			HR		BB 1B	G4-6-3 IBB	4	1	3	2	1	0	0
Ron Woods, R (1, 8) OBP: 0.305, SLG: 0.411		HR	6-3			FC5-4 1B		1-2 BB	G4-6-3 1-2f	3	1	2	1	1	0	2
John Boccabella, R (1, 2) OBP: 0.268, SLG: 0.299		K		F7		F7		K		4	0	0	0	0	2	3
Hector Torres, R (1, 4) OBP: 0.208, SLG: 0.222		6-3		6-3		FC5-4 1-2f			SH2-4 BB 1B BB	3	1	0	0	1	0	1
Mike Torrez, R (1, 1) OBP: 0.184, SLG: 0.200										3	0	1	0	0	1	0
Mike Marshall, R (8, 1) OBP: 0.227, SLG: 0.200										1	0	0	0	0	0	3
Boots Day, L (8, 8) OBP: 0.284, SLG: 0.253			FC6-4 1B	F8			K		SH2-4 1-2 1B BB	0	1	0	0	1	0	0
Inning Stats	R: 0 E: 0 K: 0 S: 4 H: 1 LOB: 1 BB: 0 P: 4	R: 1 E: 0 K: 1 S: 6 H: 1 LOB: 0 BB: 0 P: 6	R: 2 E: 0 K: 0 S: 6 H: 3 LOB: 2 BB: 1 P: 10	R: 0 E: 0 K: 0 S: 3 H: 0 LOB: 0 BB: 0 P: 3	R: 0 E: 0 K: 1 S: 5 H: 0 LOB: 0 BB: 0 P: 5	R: 1 E: 0 K: 0 S: 5 H: 2 LOB: 1 BB: 0 P: 5	R: 0 E: 0 K: 2 S: 6 H: 0 LOB: 1 BB: 1 P: 10	R: 0 E: 0 K: 1 S: 6 H: 1 LOB: 2 BB: 1 P: 10	R: 3 E: 1 K: 0 S: 4 H: 1 LOB: 2 BB: 4 P: 20	1B: 5 2B: 3 3B: 0 HR: 2	SF: 0 SAC: 2 DP: 2 HBP: 0						

TOP

Montreal Expos @ New York Mets

Shea Stadium, Flushing, NY

Wed Sep 06 1972, 7:05 PM EDT

Att. 11,745 - Unknown

livebaseballscorecards.com

AB	33
R	7
H	9
RBI	6
BB	7
SO	5
LOB	15

PITCHER		IP	WLS	BF	H	R	ER	SO	BB	IBB	HBP	BLK	WP	HR	S	P	ERA	WHIP
Brent Strom, L ERA: 6.55	(1, 1)	2.2	L	14	5	3	3	1	1	0	0	0	0	1	15	19	10.12	2.250
Bob Rauch, R ERA: 4.76	(3, 1)	4.1		15	2	1	1	3	1	0	0	0	0	1	20	24	2.08	0.692
Ray Sadecki, L ERA: 2.93	(8, 1)	1.0		6	1	1	1	1	2	0	0	0	0	0	6	14	9.00	3.000
Tug McGraw, L ERA: 1.79	(9, 1)	1.0		7	1	2	1	0	1	2	0	0	0	0	4	16	9.00	2.000

PITCHER	IP	WLS	BF	H	R	ER	SO	BB	IBB	HBP	BLK	WP	HR	S	P	ERA	WHIP

WP: 0 PB: 0 SB: 0 CS: 1 PA: 42

BOTTOM

Batter	1	2	3	4	5	6	7	8	9	AB	R	H	RBI	BB	SO	LOB
Ken Boswell, L (1, 4) OBP: 0.246, SLG: 0.291	4-3		G3		F7		G4-6-3 (1-2f)		K	5	0	0	0	0	1	2
Jim Fregosi, R (1, 5) OBP: 0.315, SLG: 0.357	K		WP, BB, 1B			G4-6-3, BB, 1B		BB, 1B, 2B		3	1	2	0	1	1	0
Willie Mays, R (1, 8) OBP: 0.404, SLG: 0.407	1-3		BB, WP (1-2)			BB, G4-6-3 (1-2)		1B, 6-3, 2B (1-2)		1	0	0	0	0	0	0
John Milner, L (3, PH) OBP: 0.344, SLG: 0.429 (4, 7)										1	1	1	0	2	0	0
Ed Kranepool, L (1, 3) OBP: 0.330, SLG: 0.390		2-3	5-3 (1-2, 2-3)			G4-6-3 (1-2f, 2-3)		2B (1-3, 2-H)		4	0	1	1	0	0	4
Cleon Jones, R (1, 7) OBP: 0.319, SLG: 0.352 (4, 8)		BB		F9		1-3		6-3 (3-H)		3	0	0	1	1	0	2
Dave Marshall, L (1, 9) OBP: 0.340, SLG: 0.377		BB (1-2)		F8			1B, 1B	F8		3	1	1	0	1	0	1
Duffy Dyer, R (1, 2) OBP: 0.317, SLG: 0.383		F2		F9			1B (1-2)	F8		4	0	1	0	0	0	3
Ted Martinez, R (1, 6) OBP: 0.252, SLG: 0.272		5-3			CS, 2B		G4-6-3 (1-3, 2-H)		K	4	0	2	1	0	1	2
Brent Strom, R (1, 1)			1-3		K (2-3)		K		5-3	0	0	0	0	0	0	0
Bob Rauch, R (3, 1)										2	0	0	0	0	1	1
Bill Sudakis, S (7, PH) OBP: 0.172, SLG: 0.077										1	0	0	0	0	1	2
Ray Sadecki, L (8, 1) OBP: 0.182, SLG: 0.182										0	0	0	0	0	0	0
Jim Beauchamp, R (9, 3) OBP: 0.297, SLG: 0.348										1	0	0	0	0	0	0
Tug McGraw, R (9, 1) OBP: 0.250, SLG: 0.143										0	0	0	0	0	0	0
Inning Stats	R: 0 E: 0 K: 1 S: 5 H: 0 LOB: 0 BB: 0 P: 5	R: 0 E: 0 K: 0 S: 3 H: 0 LOB: 2 BB: 2 P: 11	R: 0 E: 0 K: 0 S: 4 H: 1 LOB: 2 BB: 1 P: 8	R: 0 E: 0 K: 0 S: 3 H: 0 LOB: 0 BB: 0 P: 3	R: 0 E: 0 K: 1 S: 5 H: 1 LOB: 0 BB: 0 P: 5	R: 0 E: 0 K: 0 S: 3 H: 1 LOB: 1 BB: 1 P: 7	R: 1 E: 0 K: 1 S: 7 H: 3 LOB: 1 BB: 0 P: 7	R: 2 E: 0 K: 0 S: 5 H: 2 LOB: 1 BB: 1 P: 9	R: 0 E: 0 K: 2 S: 7 H: 0 LOB: 0 BB: 0 P: 7	1B: 6 2B: 2 3B: 0 HR: 0	SF: 0 SAC: 0 DP: 2 HBP: 0						

PITCHER		IP	WLS	BF	H	R	ER	SO	BB	IBB	HBP	BLK	WP	HR	S	P	ERA	WHIP
Mike Torrez, R ERA: 3.14	(1, 1)	7.0	W	31	8	3	3	3	5	0	0	0	1	0	32	52	3.86	1.857
Mike Marshall, R ERA: 1.57	(8, 1)	2.0	S	6	0	0	0	2	0	0	0	0	0	0	10	10	0.00	0.000

PITCHER	IP	WLS	BF	H	R	ER	SO	BB	IBB	HBP	BLK	WP	HR	S	P	ERA	WHIP

Montreal Expos @ New York Mets

Shea Stadium, Flushing, NY

Wed Sep 06 1972, 7:05 PM EDT

Att. 11,745 - Unknown

livebaseballscorecards.com

AB	32
R	3
H	8
RBI	3
BB	5
SO	5
LOB	17

1B: 6 SF: 0 WP: 1 PA: 37
2B: 2 SAC: 0 PB: 0
3B: 0 DP: 2 SB: 0
HR: 0 HBP: 0 CS: 1

Montreal Expos @ New York Mets

Shea Stadium, Flushing, NY

Thu Sep 07 1972, 7:05 PM EDT

Att. 11,499 - Unknown

TOP

livebaseballscorecards.com

Batter	1	2	3	4	5	6	7	8	9	AB	R	H	RBI	BB	SO	LOB
Pepe Mangual, R (1, 7) OBP: 0.375, SLG: 0.286	S S S 0-3 ① K	S S S 0-3 ③ K			x 0-0 FC2-6 1B	x 0-0 ③ F8		x 0-0 ③ 4-3		4	0	1	0	0	2	3
Jim Fairey, L (8, PH) OBP: 0.276, SLG: 0.297										1	0	0	0	0	0	1
Clyde Mashore, R (8, 7) OBP: 0.267, SLG: 0.327										0	0	0	0	0	0	0
Tim Foli, R (1, 6) OBP: 0.291, SLG: 0.291	x 0-0 2B		x 0-0 ① F9		x 0-0 ① FC2-6 WP 1-2f 1B		x 0-0 S 1B		x 0-0 ① F9	5	1	2	0	0	0	1
Bob Bailey, R (1, 5) OBP: 0.321, SLG: 0.371	S S S 0-3 ② K		x 0-0 ② 6-3		x 0-0 4-3 1-H 1B		S S S 0-3 ① K 1-2		x 0-0 ② F8	5	0	1	1	0	2	2
Hal Breeden, R (1, 3) OBP: 0.290, SLG: 0.403	S S S 0-3 ③ K		x 0-0 ③ 5-3		x 0-0 ② 4-3 1-2		x 0-0 ② F7		x 0-0 ③ L3	3	0	0	0	0	1	2
Ron Fairly, L (7, PH) OBP: 0.334, SLG: 0.388										2	0	0	0	0	0	1
										2	0	0	0	0	0	1
Ken Singleton, S (1, 9) OBP: 0.373, SLG: 0.433		x 0-0 1B 5-3 2B		S S S 0-3 ① K	x 0-0 ③ 5-3		x 0-0 ③ F9			4	1	1	0	0	1	2
Ron Woods, R (1, 8) OBP: 0.319, SLG: 0.446		x 0-0 4-3 5-3 2-3 1B		x 0-0 F8 2B		x 0-0 HR		x 0-0 WP SH2-4 E 1B		4	2	4	1	0	0	0
John Boccabella, R (1, 2) OBP: 0.264, SLG: 0.294		x 0-0 ① 5-3 1-2 3-H		x 0-0 ② F8 2-3		x 0-0 ① 5-3		x 0-0 ① SH2-4 1-2		3	0	0	1	0	0	2
Hector Torres, R (1, 4) OBP: 0.209, SLG: 0.217		x 0-0 ② 4-3 2-3		4-0 IBB		x 0-0 ② 4-3		x 0-0 E5 2-H		3	0	0	0	1	0	1
Balor Moore, L (1, 1) OBP: 0.205, SLG: 0.190		B B B 4-0 BB		S S S 0-3 ③ K		x 0-0 1B		S S S 0-3 ② K		3	0	1	0	1	2	3

| | | | | | | | | | |

Montreal Expos @ New York Mets

Shea Stadium, Flushing, NY

Thu Sep 07 1972, 7:05 PM EDT

Att. 11,499 - Unknown

BOTTOM

Batter	1	2	3	4	5	6	7	8	9	AB	R	H	RBI	BB	SO	LOB
Tommie Agee, R (1, 8) OBP: 0.333, SLG: 0.397	SSS 0-3 ① K		SSS 0-3 ③ K			X 0-0 ③ 5-3			X 0-0 ① 1-3	4	0	0	0	0	2	1
Bud Harrelson, S (1, 6) OBP: 0.315, SLG: 0.274	X 0-0 ② 4-3			X 0-0 CS 1B			SSS 0-3 ① K		X 0-0 2B	4	0	2	0	0	1	0
Willie Mays, R (1, 3) OBP: 0.402, SLG: 0.404	X 0-0 ③ 1-3			SSS 0-3 ①② K 1-2			X 0-0 2B 1B		SSS 0-3 ② K	4	0	1	0	0	2	2
Cleon Jones, R (1, 9) OBP: 0.318, SLG: 0.354		X 0-0 ① 5-3		X 0-0 ③ 6-3			X 0-0 1-3 2B		X 0-0 ③ F9	4	0	1	0	0	0	1
Jim Fregosi, R (1, 5) OBP: 0.312, SLG: 0.354		X 0-0 ② F9			X 0-0 ① 6-3		X 0-0 ② 5-3			3	0	0	0	0	0	2
Duffy Dyer, R (1, 2) OBP: 0.314, SLG: 0.378		X 0-0 ③ 6-3			X 0-0 ② F4		X 0-0 ③ F5			3	0	0	0	0	0	2
Jim Beauchamp, R (1, 7) OBP: 0.298, SLG: 0.340			X 0-0 ① 4-1		SSS 0-3 ③ K			BBBB 4-0 G6-4-3 BB		2	0	0	0	1	1	0
Ted Martinez, R (1, 4) OBP: 0.249, SLG: 0.269			X 0-0 ② 1-3			X 0-0 ① 4-3		X 0-0 ①② G6-4-3 1-2f		3	0	0	0	0	0	1
Jerry Koosman, R (1, 1) OBP: 0.105, SLG: 0.105			X 0-0 1B			X 0-0 ② F9		X 0-0 ③ F8		1	0	1	0	0	0	0
Bill Sudakis, S (6, PH) OBP: 0.167, SLG: 0.074										1	0	0	0	0	0	0
Danny Frisella, L (7, 1) OBP: 0.333, SLG: 0.333										0	0	0	0	0	0	0
Lute Barnes, R (8, PH) OBP: 0.290, SLG: 0.293										1	0	0	0	0	0	0
Brent Strom, R (9, 1)										0	0	0	0	0	0	0
Inning Stats	R: 0 E: 0 K: 1 S: 5 H: 0 LOB: 0 BB: 0 P: 5	R: 0 E: 0 K: 0 S: 3 H: 0 LOB: 0 BB: 0 P: 3	R: 0 E: 0 K: 1 S: 6 H: 1 LOB: 1 BB: 0 P: 6	R: 0 E: 0 K: 1 S: 5 H: 1 LOB: 0 BB: 0 P: 5	R: 0 E: 0 K: 1 S: 5 H: 0 LOB: 0 BB: 0 P: 5	R: 0 E: 0 K: 0 S: 3 H: 0 LOB: 0 BB: 0 P: 3	R: 0 E: 0 K: 1 S: 7 H: 2 LOB: 2 BB: 0 P: 7	R: 0 E: 0 K: 0 S: 2 H: 0 LOB: 0 BB: 1 P: 6	R: 0 E: 0 K: 1 S: 6 H: 1 LOB: 1 BB: 0 P: 6	1B: 3 2B: 2 3B: 0 HR: 0 SF: 0 SAC: 0 DP: 1 HBP: 0						

livebaseballscorecards.com

AB	30
R	0
H	5
RBI	0
BB	1
SO	6
LOB	9

WP: 0 PA: 31
PB: 0
SB: 0
CS: 1

PITCHER		IP	WLS	BF	H	R	ER	SO	BB	IBB	HBP	BLK	WP	HR	S	P	ERA	WHIP
Balor Moore, L ERA: 3.72	(1, 1)	9.0	W	31	5	0	0	6	1	0	0	0	0	0	42	46	0.00	0.667

PITCHER	IP	WLS	BF	H	R	ER	SO	BB	IBB	HBP	BLK	WP	HR	S	P	ERA	WHIP

Batter	1	2	3	4	5	6	7	8	9	AB	R	H	RBI	BB	SO	LOB
Bill Stein, R (1, 7) (8, 9) OBP: 0.286, SLG: 0.500	0-0 5-3 1B	0-3 K		0-0 FC1-6 G4-6-3 1-2f			0-0 F9		0-3 K	5	0	1	0	0	2	4
Ted Sizemore, R (1, 4) OBP: 0.320, SLG: 0.339	0-3 K	0-0 P3		0-0 G4-6-3 1-2f			0-0 FC5-4 1B		0-0 G5-4-3 1-2f	5	0	1	0	0	1	5
Luis Melendez, R (1, 9) (8, 8) OBP: 0.304, SLG: 0.354	0-0 5-3 1-2		0-0 5-3		0-0 6-3		0-0 FC5-4 1-2f			4	0	0	0	0	0	2
Joe Torre, R (1, 3) OBP: 0.357, SLG: 0.436	4-0 BB		0-0 1B 1B 1B		0-3 K		0-3 K			3	1	1	0	1	2	1
Skip Jutze, R (1, 2) OBP: 0.313, SLG: 0.367	0-3 K		0-0 1B 1-3 1B		0-0 6-3			0-0 1B 1B		4	0	2	0	0	1	2
Lou Brock, L (8, PR) (8, 7) OBP: 0.345, SLG: 0.383										0	0	0	0	0	0	0
Ken Reitz, R (1, 5) OBP: 0.563, SLG: 0.667		0-0 1B 1B 1B	0-0 1-2 3-H 1B			0-0 2B		0-0 G4-3 1-2 1B		4	1	4	1	0	0	0
Dwain Anderson, R (1, 6) OBP: 0.292, SLG: 0.285		0-0 SH3-4 1B 1-3 1B	0-0 F9			0-3 K		0-3 K		4	0	1	0	0	2	5
Jorge Roque, R (1, 8) OBP: 0.152, SLG: 0.129		0-0 SH3-4 1-2 3-H 1B	0-0 G3			0-0 F8		0-0 G4-3 1-2f		4	0	1	1	0	0	5
Diego Segui, R (8, 1) OBP: 0.154, SLG: 0.231										0	0	0	0	0	0	0
John Cumberland, R (8, 1) OBP: 0.071, SLG: 0.071										0	0	0	0	0	0	0
Reggie Cleveland, R (1, 1) OBP: 0.271, SLG: 0.250		0-0 SH3-4 1-2 2-3		0-0 FC1-6 1B		0-0 F9			0-0 E6 G5-4-3	2	0	1	0	0	0	1
Ted Simmons, S (8, 2) OBP: 0.331, SLG: 0.462										1	0	0	0	0	0	0
Inning Stats	R: 0 E: 0 K: 2 S: 8 H: 1 LOB: 2 BB: 1 P: 12	R: 1 E: 0 K: 1 S: 8 H: 3 LOB: 2 BB: 0 P: 8	R: 1 E: 0 K: 0 S: 6 H: 3 LOB: 2 BB: 0 P: 6	R: 0 E: 0 K: 0 S: 3 H: 1 LOB: 0 BB: 0 P: 3	R: 0 E: 0 K: 1 S: 5 H: 0 LOB: 0 BB: 0 P: 5	R: 0 E: 0 K: 1 S: 6 H: 1 LOB: 1 BB: 0 P: 6	R: 0 E: 0 K: 1 S: 6 H: 1 LOB: 1 BB: 0 P: 6	R: 0 E: 0 K: 1 S: 6 H: 2 LOB: 2 BB: 0 P: 6	R: 0 E: 1 K: 1 S: 5 H: 0 LOB: 0 BB: 0 P: 5	1B: 11 2B: 1 3B: 0 HR: 0	SF: 0 SAC: 1 DP: 3 HBP: 0						

TOP

St. Louis Cardinals @ New York Mets

Shea Stadium, Flushing, NY

Fri Sep 08 1972, 7:05 PM EDT

Unknown

livebaseballscorecards.com

AB	36
R	2
H	12
RBI	2
BB	1
SO	8
LOB	25

WP: 0 PB: 0 SB: 0 CS: 0 PA: 38

PITCHER		IP	WLS	BF	H	R	ER	SO	BB	IBB	HBP	BLK	WP	HR	S	P	ERA	WHIP
Jon Matlack, L ERA: 2.38	(1, 1)	7.0	W	33	12	2	2	6	1	0	0	0	0	0	44	48	2.57	1.857
Tug McGraw, L ERA: 1.75	(8, 1)	2.0	S	5	0	0	0	2	0	0	0	0	0	0	9	9	0.00	0.000

PITCHER	IP	WLS	BF	H	R	ER	SO	BB	IBB	HBP	BLK	WP	HR	S	P	ERA	WHIP

Batter	1	2	3	4	5	6	7	8	9	AB	R	H	RBI	BB	SO	LOB
Tommie Agee, R (1, 8) OBP: 0.332, SLG: 0.394	4-3	F8			4-3		F8	HR 1B 1-3 2-H		5	1	1	1	0	0	0
Ken Boswell, L (1, 4) OBP: 0.252, SLG: 0.311	E6 2B BB	3-1		1B		HR 2B		5	3	3	3	0	0	0		
Wayne Garrett, L (9, 5) OBP: 0.372, SLG: 0.298								HR 1-H 3-H		0	0	0	0	0	0	0
John Milner, L (1, 7) OBP: 0.354, SLG: 0.452	BB 2B 1-3	1B		1B 1-3		HR 2-H	1B		5	1	5	2	0	0	0	
Ed Kranepool, L (1, 3) OBP: 0.327, SLG: 0.384	BB IBB	F8		F8	K	F8			4	0	0	0	1	1	4	
Cleon Jones, R (1, 9) OBP: 0.317, SLG: 0.350	BB 1-2 2-3 3-H	K	K	F8					4	0	0	1	1	3	2	
Jim Fregosi, R (1, 5) OBP: 0.314, SLG: 0.359	K	K		2B		1B FC 1B			4	0	2	0	0	2	3	
Ted Martinez, R (8, PR) OBP: 0.249, SLG: 0.269									0	1	0	0	0	0	0	
(9, 4)																
Jerry Grote, R (1, 2) OBP: 0.309, SLG: 0.293	5-3		K	F7		FC 1-3 1B 1B			4	1	1	0	0	1	4	
Bud Harrelson, S (1, 6) OBP: 0.314, SLG: 0.271		K		4-3		BB	FC 1B 1-2 HR 3-H		3	1	0	1	1	1	1	
Jon Matlack, L (1, 1) OBP: 0.230, SLG: 0.164		5-3			5-3	F7		K		3	0	0	0	0	0	2
Tug McGraw, R (8, 1) OBP: 0.235, SLG: 0.133										1	0	0	0	0	1	2
Inning Stats	R: 1 E: 1 K: 1 S: 7 H: 1 LOB: 3 BB: 2 P: 15	R: 0 E: 0 K: 1 S: 5 H: 0 LOB: 0 BB: 0 P: 5	R: 0 E: 0 K: 1 S: 6 H: 1 LOB: 1 BB: 0 P: 6	R: 0 E: 0 K: 2 S: 7 H: 0 LOB: 0 BB: 0 P: 7	R: 0 E: 0 K: 0 S: 5 H: 2 LOB: 2 BB: 0 P: 5	R: 0 E: 0 K: 1 S: 6 H: 1 LOB: 2 BB: 1 P: 10	R: 2 E: 0 K: 1 S: 7 H: 2 LOB: 0 BB: 0 P: 7	R: 5 E: 0 K: 2 S: 13 H: 5 LOB: 1 BB: 0 P: 13		1B: 7 2B: 3 3B: 0 HR: 2 SF: 0 SAC: 0 DP: 0 HBP: 0						

BOTTOM

St. Louis Cardinals @ New York Mets

Shea Stadium, Flushing, NY

Fri Sep 08 1972, 7:05 PM EDT

Unknown

livebaseballscorecards.com

AB	38
R	8
H	12
RBI	8
BB	3
SO	9
LOB	18

WP: 0 PB: 0 SB: 0 CS: 0 PA: 41

PITCHER		IP	WLS	BF	H	R	ER	SO	BB	IBB	HBP	BLK	WP	HR	S	P	ERA	WHIP
Reggie Cleveland, R ERA: 3.85	(1, 1)	7.0	L	32	7	3	2	7	2	1	0	0	0	1	43	55	2.57	1.286
Diego Segui, R ERA: 3.49	(8, 1)	0.1		5	3	4	4	1	0	0	0	0	0	0	7	7	108.00	9.000
John Cumberland, L ERA: 7.71	(8, 1)	0.2		4	2	1	1	1	0	0	0	0	0	1	6	6	13.50	3.000

PITCHER	IP	WLS	BF	H	R	ER	SO	BB	IBB	HBP	BLK	WP	HR	S	P	ERA	WHIP

Batter	1	2	3	4	5	6	7	8	9	10	11	12	13	AB	R	H	RBI	BB	SO	LOB
Lou Brock, L (1, 7) OBP: 0.347, SLG: 0.384	3-1			1-3 S SF8 1B		F7		2-3 S 1B 3-H 1B		G4-3 1B		1-3 2-3		6	2	3	1	0	0	1
Jose Cruz, L (1, 8) OBP: 0.298, SLG: 0.302	1B			1-3		6-3		F9 1-2		G4-3 1-2f			BBB 4-3 HR BB	3	0	1	0	0	0	1
Luis Melendez, R (8, PH) OBP: 0.304, SLG: 0.352 (8, 8)														2	1	0	0	1	0	3
Bernie Carbo, L (1, 9) OBP: 0.380, SLG: 0.371	SSS K			SF8 3-H		F8		SSS K		4-3			4-3 1-2	5	0	0	1	0	2	3
Joe Torre, R (1, 3) OBP: 0.361, SLG: 0.437		FC4-6 1B		F9			5-3	FC4-6 2-H 3-H 1B			L4-3 1B		IIII HR IBB	5	1	3	2	1	0	0
Ted Simmons, S (1, 2) OBP: 0.329, SLG: 0.464		FC4-6 G4-6-3 1-2f			P4		G3	FC4-6 1-2f			F9		1-H 2-H HR	6	1	1	3	0	0	3
Ken Reitz, R (1, 5) OBP: 0.545, SLG: 0.619		G4-6-3 1-2f			BB 1B		1B		P3		L4-3 1-2		E8 E CS 1B	6	0	3	0	0	0	2
Mike Tyson, R (1, 4) OBP: 0.200, SLG: 0.200	SSS K		SSS K		SSS K		L4		SSS K			PB 4-3 1B	WP HR 2-3	2	0	0	0	0	2	1
Ted Sizemore, R (7, PH) OBP: 0.320, SLG: 0.338 (7, 4)														4	1	1	0	0	1	2
Mick Kelleher, R (1, 6) OBP: 0.375, SLG: 0.231	SSS K		SSS K		BBBB 1-2 BB			BBBB 2B 1B BB			SSS K		1-H 3-H HR	1	0	0	0	1	1	0
Ed Crosby, L (8, PH) OBP: 0.269, SLG: 0.253 (8, 6)														2	1	1	0	1	1	1
Dwain Anderson, R (12, 6) OBP: 0.297, SLG: 0.313									2B					1	1	1	2	0	0	0
Jim Bibby, R (1, 1) OBP: 0.500, SLG: 0.333	SSS K		SSS K		SSS K			1B 1-3 1B 2B		F2		SSS 4-3 1-2	SSS K	2	0	0	0	0	2	2
Bill Voss, L (8, PH) OBP: 0.273, SLG: 0.292														1	1	1	0	0	0	0
Joe Grzenda, R (8, 1)														0	0	0	0	0	0	0
Skip Jutze, R (9, PH) OBP: 0.303, SLG: 0.355														1	0	0	0	0	0	1
Diego Segui, R (9, 1) OBP: 0.154, SLG: 0.231														0	0	0	0	0	0	0
Bill Stein, R (12, PH) OBP: 0.297, SLG: 0.467														1	0	0	0	0	0	1
Al Hrabosky, R (12, 1)														1	0	0	0	0	1	0

Inning Stats														
R: 0 E: 0 K: 1 S: 5	H: 1 LOB: 0 BB: 0 P: 5	R: 0 E: 0 K: 0 S: 3	H: 1 LOB: 0 BB: 0 P: 3	R: 0 E: 0 K: 3 S: 9	H: 0 LOB: 0 BB: 0 P: 9	R: 1 E: 0 K: 0 S: 4	H: 1 LOB: 0 BB: 0 P: 4	R: 0 E: 0 K: 2 S: 8	H: 1 LOB: 2 BB: 1 P: 12	R: 0 E: 0 K: 0 S: 3	H: 0 LOB: 0 BB: 0 P: 3	R: 0 E: 0 K: 0 S: 4	H: 1 LOB: 1 BB: 0 P: 4	R: 3 E: 0 K: 1 S: 8	H: 3 LOB: 1 BB: 1 P: 12	R: 0 E: 0 K: 1 S: 6	H: 1 LOB: 1 BB: 0 P: 6	R: 0 E: 0 K: 0 S: 3	H: 1 LOB: 0 BB: 0 P: 3	R: 0 E: 0 K: 0 S: 3	H: 1 LOB: 0 BB: 0 P: 3	R: 0 E: 0 K: 1 S: 6	H: 1 LOB: 1 BB: 0 P: 6	R: 5 E: 2 K: 1 S: 8	H: 3 LOB: 0 BB: 2 P: 16	1B: 11 2B: 3 3B: 0 HR: 2	SF: 1 SAC: 0 DP: 3 HBP: 0	WP: 2 PB: 1 SB: 2 CS: 1	PA: 54

PITCHER		IP	WLS	BF	H	R	ER	SO	BB	IBB	HBP	BLK	WP	HR	S	P	ERA	WHIP
Hank Webb, R ERA: 6.75	(1, 1)	7.0		28	7	4	4	6	2	0	0	0	0	0	38	46	5.14	1.286
Tug McGraw, L ERA: 1.71	(8, 1)	2.0		8	2	0	0	2	0	0	0	0	0	0	12	12	0.00	1.000
Ray Sadecki, L ERA: 2.83	(10, 1)	2.0		6	2	0	0	0	0	0	0	0	0	0	6	6	0.00	1.000
Danny Frisella, R ERA: 3.79	(12, 1)	1.1	L	10	3	5	4	1	1	1	0	0	0	1	10	18	27.00	3.000
Bob Rauch, R ERA: 5.09	(13, 1)	0.2		2	1	0	0	1	0	0	0	0	1	1	4	4	0.00	1.500

PITCHER	IP	WLS	BF	H	R	ER	SO	BB	IBB	HBP	BLK	WP	HR	S	P	ERA	WHIP

TOP

St. Louis Cardinals @ New York Mets

Shea Stadium, Flushing, NY

Fri Sep 08 1972, 7:05 PM EDT

Att. 28,422 - Unknown

livebaseballscorecards.com

AB	49
R	9
H	15
RBI	9
BB	4
SO	10
LOB	21

Batter	1	2	3	4	5	6	7	8	9	10	11	12	13	AB	R	H	RBI	BB	SO	LOB
Bud Harrelson, S (1, 6) OBP: 0.314, SLG: 0.272	F8		FC4-6 1B			F9		4-3 SH1-4 1B		F7	FC4 1-2f		P4 1-2 2-3	7	0	2	0	0	0	4
Ken Boswell, L (1, 4) OBP: 0.251, SLG: 0.307	4-3		FC4-6 1-2f			F9		SH1-4 1-2		BB BB		K		4	0	0	0	1	1	1
John Milner, L (1, 7) OBP: 0.357, SLG: 0.459	HR			K			S 2B BB	4-3 2-3		1-2 BB		K		4	2	1	1	2	2	1
Ed Kranepool, L (1, 3) OBP: 0.328, SLG: 0.384	K			G3			F8 1-H FC4-6 2B	F8		F7		BB		5	1	1	1	1	1	3
Cleon Jones, R (1, 9) OBP: 0.311, SLG: 0.343		K		P4			F8 2-3		K	F9		K		6	0	0	0	0	3	4
Dave Marshall, L (1, 8) OBP: 0.346, SLG: 0.373		G3			F5		FC4-6 IBB		S BB		SH2-4 1B		4-3	4	0	1	0	2	0	0
Wayne Garrett, L (1, 5) OBP: 0.365, SLG: 0.292		K			P5		FC4-6 1-2f 3H 3B		K 1-2		SH2-4 1-2		K	5	1	0	1	0	3	2
Duffy Dyer, R (1, 2) OBP: 0.321, SLG: 0.391			K		P6		1-H 3B		IBB		FC4 IBB		WP 2B	4	0	2	1	2	1	0
Hank Webb, R (1, 1) Tug McGraw, R (8, 1) OBP: 0.235, SLG: 0.133 Tommie Agee, R (9, PH) OBP: 0.351, SLG: 0.393 Ray Sadecki, L (10, 1) OBP: 0.182, SLG: 0.182 Jim Beauchamp, R (11, PH) OBP: 0.266, SLG: 0.337 Danny Frisella, R (12, 1) OBP: 0.316, SLG: 0.333 Bob Rauch, R (13, 1) Jim Fregosi, R (12, PH) OBP: 0.316, SLG: 0.359			F9			4-3	1-3		K		K		BB WP	3 0 1 0 1 0 1 0 0	0 0 0 0 0 0 0 0 0	0 0 0 0 0 0 0 0 0	0 0 0 0 0 0 0 0 1	0 0 0 0 1 0 0 0 0	0 0 1 0 2 0 0 0 0	1 0 2 0 1 0 0 0 0
Inning Stats	R: 1 E: 0 K: 1 S: 6 H: 1 LOB: 0 BB: 0 P: 6	R: 0 E: 0 K: 2 S: 7 H: 0 LOB: 0 BB: 0 P: 7	R: 0 E: 0 K: 1 S: 6 H: 1 LOB: 1 BB: 0 P: 6	R: 0 E: 0 K: 1 S: 5 H: 0 LOB: 0 BB: 0 P: 5	R: 0 E: 0 K: 0 S: 3 H: 0 LOB: 0 BB: 0 P: 3	R: 0 E: 0 K: 0 S: 3 H: 0 LOB: 0 BB: 0 P: 3	R: 3 E: 0 K: 0 S: 5 H: 2 LOB: 1 BB: 2 P: 13	R: 0 E: 0 K: 0 S: 4 H: 1 LOB: 1 BB: 0 P: 4	R: 0 E: 0 K: 3 S: 9 H: 0 LOB: 2 BB: 2 P: 17	R: 0 E: 0 K: 0 S: 3 H: 0 LOB: 2 BB: 2 P: 11	R: 0 E: 0 K: 1 S: 6 H: 1 LOB: 2 BB: 1 P: 10	R: 0 E: 0 K: 3 S: 9 H: 0 LOB: 1 BB: 1 P: 13	R: 0 E: 0 K: 1 S: 6 H: 1 LOB: 2 BB: 1 P: 10	1B: 3 2B: 2 3B: 1 HR: 1 SF: 0 SAC: 2 DP: 0 HBP: 0	WP: 1 PB: 0 SB: 2 CS: 0 PA: 55						

PITCHER		IP	WLS	BF	H	R	ER	SO	BB	IBB	HBP	BLK	WP	HR	S	P	ERA	WHIP
Jim Bibby, R ERA: 5.4	(1, 1)	7.0		27	4	4	4	5	1	1	0	0	0	1	35	43	5.14	0.714
Joe Grzenda, L ERA: 4.54	(8, 1)	1.0		4	1	0	0	0	0	0	0	0	0	0	4	4	0.00	1.000
Diego Segui, R ERA: 3.34	(9, 1)	3.0		15	1	0	0	4	3	2	0	0	0	0	18	38	0.00	1.333
Al Hrabosky, L ERA:	(12, 1)	2.0	W	9	1	0	0	4	2	0	0	0	1	0	15	23	0.00	1.500

PITCHER		IP	WLS	BF	H	R	ER	SO	BB	IBB	HBP	BLK	WP	HR	S	P	ERA	WHIP

BOTTOM

St. Louis Cardinals @ New York Mets

Shea Stadium, Flushing, NY

Fri Sep 08 1972, 7:05 PM EDT

Att. 28,422 - Unknown

livebaseballscorecards.com

AB	44
R	4
H	7
RBI	4
BB	9
SO	13
LOB	20

Batter	1	2	3	4	5	6	7	8	9	AB	R	H	RBI	BB	SO	LOB
Lou Brock, L (1, 7) OBP: 0.346, SLG: 0.382	F8		CS 1-2	K		P5		BB FC6-4 1-2 2-3		3	0	0	0	1	1	0
Ted Sizemore, R (1, 4) OBP: 0.317, SLG: 0.334	K			F2			F7	FC6-4 1-2f		4	0	0	0	0	1	3
Jose Cruz, L (1, 8) OBP: 0.299, SLG: 0.302	F8			K			1B		5-3	3	0	1	0	0	1	0
Luis Melendez, R (9, PH) OBP: 0.303, SLG: 0.351										1	0	0	0	0	0	0
Joe Torre, R (1, 3) OBP: 0.358, SLG: 0.434		F3			P4		K		L3	4	0	0	0	0	1	1
Ted Simmons, S (1, 2) OBP: 0.326, SLG: 0.461		K			K		K		1-3	4	0	0	0	0	3	1
Ken Reitz, R (1, 5) OBP: 0.480, SLG: 0.542		1-3			6-3			F7		3	0	0	0	0	0	0
Bernie Carbo, L (1, 9) OBP: 0.382, SLG: 0.385			F7			HR		BB BB 1B		3	1	2	1	0	0	0
Dwain Anderson, R (1, 6) OBP: 0.298, SLG: 0.308			F2			5-3		BB 1-2		2	0	0	0	1	0	0
Bob Gibson, R (1, 1) OBP: 0.188, SLG: 0.405			CS BB			4-3		K		1	0	0	0	1	0	0
Bill Voss, L (8, PH) OBP: 0.272, SLG: 0.290										1	0	0	0	0	1	2
Charlie Hudson, L (8, 1)										0	0	0	0	0	0	0
Inning Stats	R: 0 E: 0 K: 1 S: 5 H: 0 LOB: 0 BB: 0 P: 5	R: 0 E: 0 K: 1 S: 5 H: 0 LOB: 0 BB: 0 P: 5	R: 0 E: 0 K: 0 S: 2 H: 0 LOB: 0 BB: 1 P: 6	R: 0 E: 0 K: 2 S: 7 H: 0 LOB: 0 BB: 0 P: 7	R: 0 E: 0 K: 1 S: 5 H: 0 LOB: 0 BB: 0 P: 5	R: 1 E: 0 K: 0 S: 4 H: 1 LOB: 0 BB: 0 P: 4	R: 0 E: 0 K: 2 S: 8 H: 1 LOB: 1 BB: 0 P: 8	R: 0 E: 0 K: 1 S: 6 H: 1 LOB: 3 BB: 2 P: 14	R: 0 E: 0 K: 0 S: 3 H: 0 LOB: 0 BB: 0 P: 3	1B: 2 2B: 0 3B: 0 HR: 1 SF: 0 SAC: 0 DP: 0 HBP: 0						

PITCHER		IP	WLS	BF	H	R	ER	SO	BB	IBB	HBP	BLK	WP	HR	S	P	ERA	WHIP
Gary Gentry, R ERA: 3.54	(1, 1)	7.2	W	28	3	1	1	8	3	0	0	0	0	1	41	53	1.17	0.783
Tug McGraw, L ERA: 1.69	(8, 1)	1.1	S	4	0	0	0	0	0	0	0	0	0	0	4	4	0.00	0.000

PITCHER	IP	WLS	BF	H	R	ER	SO	BB	IBB	HBP	BLK	WP	HR	S	P	ERA	WHIP

TOP

St. Louis Cardinals @ New York Mets

Shea Stadium, Flushing, NY

Sat Sep 09 1972, 3:33 AM EDT

Att. 20,558 - Unknown

livebaseballscorecards.com

AB	29
R	1
H	3
RBI	1
BB	3
SO	8
LOB	7

WP: 0 PA: 33
PB: 0
SB: 0
CS: 1

BOTTOM

St. Louis Cardinals @ New York Mets

Shea Stadium, Flushing, NY

Sat Sep 09 1972, 3:33 AM EDT

Att. 20,558 - Unknown

Batter	1	2	3	4	5	6	7	8	9	AB	R	H	RBI	BB	SO	LOB
Tommie Agee, R (1, 8) OBP: 0.330, SLG: 0.390	1-3	6-3			F9		BB			3	0	0	0	1	0	1
Ken Boswell, L (1, 4) OBP: 0.254, SLG: 0.307	E 1B		8-4-3 BB		P6		K 1-2			3	1	1	0	1	1	1
Ted Martinez, R (9, 4) OBP: 0.249, SLG: 0.269	1B									0	0	0	0	0	0	0
John Milner, L (1, 7) OBP: 0.358, SLG: 0.462	K		P4		E9 2B			E 1B BB		3	0	1	0	1	1	2
Cleon Jones, R (9, 7) OBP: 0.311, SLG: 0.343										0	0	0	0	0	0	0
Ed Kranepool, L (1, 3) OBP: 0.328, SLG: 0.384	E7 1-H 1B		8-4-3 1-2f		6-3			SH1-6-3 1-3		3	0	1	0	0	0	2
Dave Marshall, L (1, 9) OBP: 0.349, SLG: 0.372	F7			1B 1-3 BB		K		3-H 1B		3	1	1	0	1	1	1
Wayne Garrett, L (1, 5) OBP: 0.365, SLG: 0.292		E7 4-3 1B		1-3 1-3 1B		F9				3	1	1	0	0	0	0
Jerry Grote, R (1, 2) OBP: 0.305, SLG: 0.289		4-3 2-3		K		F7				3	0	0	0	0	1	3
Bud Harrelson, S (1, 6) OBP: 0.314, SLG: 0.272		WP 3-H 1B		1-3 1-2 3-H			6-3			3	0	1	2	0	0	1
Gary Gentry, R (1, 1) OBP: 0.176, SLG: 0.128		F9 1-2		K			K			3	0	0	0	0	2	2
Tug McGraw, R (8, 1) OBP: 0.235, SLG: 0.133										0	0	0	0	0	0	0
Inning Stats	R: 1 E: 1 K: 1 S: 7 H: 2 LOB: 1 BB: 0 P: 7	R: 1 E: 1 K: 0 S: 5 H: 1 LOB: 1 BB: 0 P: 5	R: 0 E: 0 K: 0 S: 2 H: 0 LOB: 0 BB: 1 P: 6	R: 1 E: 0 K: 2 S: 8 H: 1 LOB: 1 BB: 1 P: 12	R: 0 E: 1 K: 0 S: 4 H: 1 LOB: 1 BB: 0 P: 4	R: 0 E: 0 K: 1 S: 5 H: 0 LOB: 0 BB: 0 P: 5	R: 0 E: 0 K: 2 S: 7 H: 0 LOB: 1 BB: 1 P: 11	R: 0 E: 1 K: 0 S: 2 H: 1 LOB: 1 BB: 1 P: 6		1B: 5 2B: 2 3B: 0 HR: 0	SF: 0 SAC: 1 DP: 1 HBP: 0					

livebaseballscorecards.com

	AB	27
	R	3
	H	6
	RBI	2
	BB	4
	SO	6
	LOB	13

WP: 1 PB: 0 SB: 1 CS: 0 PA: 32

PITCHER		IP	WLS	BF	H	R	ER	SO	BB	IBB	HBP	BLK	WP	HR	S	P	ERA	WHIP
Bob Gibson, R ERA: 2.64	(1, 1)	7.0	L	29	5	3	1	6	3	0	0	0	1	0	38	50	1.29	1.143
Charlie Hudson, L ERA: 2.16	(8, 1)	1.0		3	1	0	0	0	1	0	0	0	0	0	2	6	0.00	2.000

PITCHER		IP	WLS	BF	H	R	ER	SO	BB	IBB	HBP	BLK	WP	HR	S	P	ERA	WHIP

Batter	1	2	3	4	5	6	7	8	9	AB	R	H	RBI	BB	SO	LOB
Lou Brock, L (1, 7) OBP: 0.349, SLG: 0.386	x 0-0 S 1B		x 0-0 ② F7			x 0-0 4-3 2B	x 0-0 ③ F8		x 0-0 SF7 BB 1-2 1B	5	0	3	0	0	0	1
Ted Sizemore, R (1, 4) OBP: 0.320, SLG: 0.334	x 0-0 ① F2 1-2		B B B B 4-0 BB			x 0-0 ① 4-3 2-3		x 0-0 F8 1B 1B 1B	B B B B 4-0 1-2 2-3 BB	3	1	1	0	2	0	2
Jose Cruz, L (1, 8) OBP: 0.297, SLG: 0.300 Luis Melendez, R (6, PH) OBP: 0.303, SLG: 0.352 (6, 8)	S S S 0-3 ② K		x 0-0 ③ F7			x 0-0 ② 5-3		x 0-0 E 1B 1-2 1B	x 0-0 ② SF7 2-3 3-H	2	0	0	0	0	1	2
										2	0	1	1	0	0	1
Joe Torre, R (1, 3) OBP: 0.357, SLG: 0.430	S S S 0-3 ③ K			x 0-0 ① F3		B B B B 4-0 BB BB		x 0-0 ① F8 2-3	S S S 0-3 ③ K	4	0	0	0	1	2	5
Ted Simmons, S (1, 2) OBP: 0.330, SLG: 0.461		B B B B 4-0 BB		x 0-0 ② L8		B B B B 4-0 1-2 BB		x 0-0 E7 1-3 3-H 1B		2	0	1	1	2	0	0
Bernie Carbo, L (1, 9) OBP: 0.378, SLG: 0.380		S S S 0-3 ① K		S S S 0-3 ③ K		x 0-0 F9		S S S 0-3 ② K		4	0	0	0	0	3	6
Ken Reitz, R (1, 5) OBP: 0.414, SLG: 0.464		x 0-0 ② F4			x 0-0 ① P6		x 0-0 ① F9	x 0-0 ③ 6-3		4	0	0	0	0	0	3
Dwain Anderson, R (1, 6) OBP: 0.303, SLG: 0.316		S S S 0-3 ③ K			x 0-0 ② 1-3		x 0-0 2B		B B B B 4-0 BB 1B SF7 BB	3	1	1	0	1	1	1
Rick Wise, R (1, 1) OBP: 0.207, SLG: 0.259 Jorge Roque, R (7, PH) OBP: 0.147, SLG: 0.125 Don Durham, R (7, 1) OBP: 0.500, SLG: 0.929 Joe Grzenda, R (8, 1) Skip Jutze, R (9, PH) OBP: 0.294, SLG: 0.344			S S S 0-3 ① K		S S S 0-3 ③ K		S S S 0-3 ② K		S S S 0-3 ① K	2	0	0	0	0	2	0
										1	0	0	0	0	1	1
										0	0	0	0	0	0	0
										0	0	0	0	0	0	0
										1	0	0	0	0	1	1
Inning Stats	R: 0 E: 0 K: 2 S: 8 H: 1 LOB: 1 BB: 0 P: 8	R: 0 E: 0 K: 2 S: 7 H: 0 LOB: 1 BB: 1 P: 11	R: 0 E: 0 K: 1 S: 5 H: 0 LOB: 1 BB: 1 P: 9	R: 0 E: 0 K: 1 S: 5 H: 0 LOB: 0 BB: 0 P: 5	R: 0 E: 0 K: 1 S: 5 H: 0 LOB: 0 BB: 0 P: 5	R: 0 E: 0 K: 0 S: 4 H: 1 LOB: 3 BB: 2 P: 12	R: 0 E: 0 K: 1 S: 6 H: 1 LOB: 1 BB: 0 P: 6	R: 1 E: 1 K: 1 S: 8 H: 3 LOB: 2 BB: 0 P: 8	R: 1 E: 0 K: 2 S: 8 H: 1 LOB: 2 BB: 2 P: 16	1B: 5 2B: 2 3B: 0 HR: 0 SF: 1 SAC: 0 DP: 0 HBP: 0							

TOP

St. Louis Cardinals @ New York Mets

Shea Stadium, Flushing, NY

Sun Sep 10 1972, 3:33 AM EDT

Att. 24,185 - Unknown

livebaseballscorecards.com

AB	33
R	2
H	7
RBI	2
BB	6
SO	11
LOB	23

WP: 0 PB: 0 SB: 1 CS: 0 PA: 40

PITCHER		IP	WLS	BF	H	R	ER	SO	BB	IBB	HBP	BLK	WP	HR	S	P	ERA	WHIP
Tom Seaver, R ERA: 2.93	(1, 1)	5.0	W	18	1	0	0	7	2	0	0	0	0	0	30	38	0.00	0.600
Ray Sadecki, L ERA: 2.87	(6, 1)	2.1		14	5	1	1	1	2	0	0	0	0	0	14	22	3.86	3.000
Brent Strom, L ERA: 6.38	(8, 1)	1.0		6	1	1	1	2	2	0	0	0	0	0	8	16	9.00	3.000
Bob Rauch, R ERA: 4.91	(9, 1)	0.2	S	2	0	0	0	1	0	0	0	0	0	0	4	4	0.00	0.000

PITCHER		IP	WLS	BF	H	R	ER	SO	BB	IBB	HBP	BLK	WP	HR	S	P	ERA	WHIP

Batter	1	2	3	4	5	6	7	8	9	AB	R	H	RBI	BB	SO	LOB
Tommie Agee, R (1, 8) OBP: 0.327, SLG: 0.386	6-3		K		K		F9			4	0	0	0	0	2	2
Ken Boswell, L (1, 4) OBP: 0.255, SLG: 0.307	PB, 1B		4-3, 3-H		K			P6		3	0	1	1	0	1	1
Ray Sadecki, L (6, 1) OBP: 0.182, SLG: 0.182										0	0	0	0	0	0	0
Brent Strom, R (8, 1)										1	0	0	0	0	0	0
Bob Rauch, R (9, 1)										0	0	0	0	0	0	0
John Milner, L (1, 7) OBP: 0.360, SLG: 0.472	P6, 1-2		6-3			HR		1B, 1B		4	1	2	1	0	0	1
Dave Marshall, L (9, 9) OBP: 0.349, SLG: 0.372										0	0	0	0	0	0	0
Ed Kranepool, L (1, 3) OBP: 0.330, SLG: 0.389	4-3			1B, 2B		F8		1-3, 1B		4	1	2	0	0	0	1
Cleon Jones, R (1, 9) OBP: 0.313, SLG: 0.345		CS, 1B		2-H, 1B		F8		P3		4	0	2	1	0	0	2
(9, 7)																
Wayne Garrett, L (1, 5) OBP: 0.367, SLG: 0.290	1-2, FC6-4, BB			G3		BB		1-3		2	0	0	0	2	0	2
Duffy Dyer, R (1, 2) OBP: 0.318, SLG: 0.387	K			1-3		K				3	0	0	0	0	2	2
Bud Harrelson, S (1, 6) OBP: 0.314, SLG: 0.273	1-2f, FC6-4				SH5-4, 1B		F7			3	0	1	0	0	0	1
Tom Seaver, R (1, 1) OBP: 0.225, SLG: 0.360			4-3, 3B		1-2, SH5-4		5-3			1	1	1	0	0	0	0
Ted Martinez, R (6, 4) OBP: 0.248, SLG: 0.268										1	0	0	0	0	0	0
Inning Stats	R: 0 H: 1 E: 0 LOB: 1 K: 0 BB: 0 S: 4 P: 4	R: 0 H: 1 E: 0 LOB: 1 K: 1 BB: 1 S: 5 P: 9	R: 1 H: 1 E: 0 LOB: 0 K: 1 BB: 0 S: 6 P: 6	R: 1 H: 2 E: 0 LOB: 0 K: 0 BB: 0 S: 4 P: 4	R: 0 H: 1 E: 0 LOB: 1 K: 2 BB: 0 S: 8 P: 8	R: 1 H: 1 E: 0 LOB: 1 K: 1 BB: 1 S: 6 P: 10	R: 0 H: 0 E: 0 LOB: 0 K: 0 BB: 0 S: 3 P: 3	R: 0 H: 2 E: 0 LOB: 2 K: 0 BB: 0 S: 5 P: 5		1B: 6 SF: 0 2B: 1 SAC: 1 3B: 1 DP: 0 HR: 1 HBP: 0						

PITCHER		IP	WLS	BF	H	R	ER	SO	BB	IBB	HBP	BLK	WP	HR	S	P	ERA	WHIP
Rick Wise, R ERA: 3.3	(1, 1)	6.0	L	25	7	3	3	5	2	0	0	0	0	1	33	41	4.50	1.500
Don Durham, R ERA: 4.34	(7, 1)	1.2		7	2	0	0	0	0	0	0	0	0	0	7	7	0.00	1.200
Joe Grzenda, L ERA: 4.5	(8, 1)	0.1		1	0	0	0	0	0	0	0	0	0	0	1	1	0.00	0.000

PITCHER	IP	WLS	BF	H	R	ER	SO	BB	IBB	HBP	BLK	WP	HR	S	P	ERA	WHIP

BOTTOM

St. Louis Cardinals @ New York Mets

Shea Stadium, Flushing, NY

Sun Sep 10 1972, 3:33 AM EDT

Att. 24,185 - Unknown

livebaseballscorecards.com

AB	30
R	3
H	9
RBI	3
BB	2
SO	5
LOB	12

WP: 0	PA: 33		
PB: 1			
SB: 0			
CS: 1			

Batter	1	2	3	4	5	6	7	8	9	AB	R	H	RBI	BB	SO	LOB
Tommie Agee, R (1, 8) OBP: 0.323, SLG: 0.381	S S S 0-3 ① K		x 0-0 ③ 4-3		x 0-0 ① F9		x 0-0 ② 5-3		x 0-0 ③ 1-3	5	0	0	0	0	1	0
Bud Harrelson, S (1, 6) OBP: 0.318, SLG: 0.274	x 0-0 G4-6-3 1B			B B B B 4-0 1B WP FC6-4 BB	x 0-0 ② F7		B B B B 4-0 BB			2	1	1	0	2	0	0
John Milner, L (1, 7) OBP: 0.359, SLG: 0.467 Dave Marshall, L (8, 9) OBP: 0.349, SLG: 0.372	x 0-0 ② ③ G4-6-3 1-2f			B B B B 4-0 FC6-4 1B 2B 1-2 BB	S S S 0-3 ③ K		x 0-0 ③ F8			3 0	1 0	0 0	0 0	1 0	1 0	2 0
Cleon Jones, R (1, 9) OBP: 0.315, SLG: 0.347 (8, 7)		x 0-0 ① 4-3		x 0-0 FC6-4 1-2 2-3 1B		x 0-0 ① F8		x 0-0 3B 1B		4	1	2	0	0	0	0
Jim Fregosi, R (1, 5) OBP: 0.313, SLG: 0.354 Wayne Garrett, L (8, 5) OBP: 0.367, SLG: 0.290		x 0-0 ② F9		S S S 0-3 ① K		x 0-0 ② F8		x 0-0 ① F8		4 0	0 0	0 0	0 0	0 0	1 0	4 0
Duffy Dyer, R (1, 2) OBP: 0.324, SLG: 0.410		x 0-0 1B		x 0-0 ② FC6-4 2B 1-2f 2-3 3-H		x 0-0 HR		x 0-0 1-H 9-2 3B		4	1	3	3	0	0	2
Jim Beauchamp, R (1, 3) OBP: 0.303, SLG: 0.354 Ed Kranepool, L (8, 3) OBP: 0.330, SLG: 0.389	S S S 0-3 ③ K		x 0-0 1-3 3-H 2B		x 0-0 1B		x 0-0 ② ③ 9-2 3-Hf			4 0	0 0	2 0	1 0	0 0	1 0	2 0
Ted Martinez, R (1, 4) OBP: 0.248, SLG: 0.266		x 0-0 ① F8		4-0 IBB	S S S 0-3 ③ K				x 0-0 ① F9	3	0	0	0	1	1	1
Jerry Koosman, R (1, 1) OBP: 0.098, SLG: 0.098 Tug McGraw, R (8, 1) OBP: 0.222, SLG: 0.125		x 0-0 ② 5-3		x 0-0 ③ F9			x 0-0 ① 5-3		x 0-0 ② 5-3	3 1	0 0	0 0	0 0	0 0	0 0	3 0
Inning Stats	R: 0 H: 1 E: 0 LOB: 0 K: 1 BB: 0 S: 5 P: 5	R: 0 H: 1 E: 0 LOB: 1 K: 1 BB: 0 S: 6 P: 6	R: 0 H: 0 E: 0 LOB: 0 K: 0 BB: 0 S: 3 P: 3	R: 2 H: 2 E: 0 LOB: 3 K: 1 BB: 3 S: 7 P: 19	R: 0 H: 0 E: 0 LOB: 0 K: 1 BB: 0 S: 5 P: 5	R: 1 H: 2 E: 0 LOB: 1 K: 1 BB: 0 S: 7 P: 7	R: 0 H: 0 E: 0 LOB: 1 K: 0 BB: 1 S: 3 P: 7	R: 1 H: 2 E: 0 LOB: 0 K: 0 BB: 0 S: 4 P: 4	R: 0 H: 0 E: 0 LOB: 0 K: 0 BB: 0 S: 3 P: 3	1B: 5 SF: 0 2B: 2 SAC: 0 3B: 1 DP: 2 HR: 1 HBP: 0					WP: 1 PA: 37 PB: 0 SB: 0 CS: 0		

PITCHER	IP	WLS	BF	H	R	ER	SO	BB	IBB	HBP	BLK	WP	HR	S	P	ERA	WHIP
Steve Carlton, L (1, 1) ERA: 2.14	9.0	L	37	8	4	4	5	3	1	0	0	1	1	43	59	4.00	1.222

PITCHER	IP	WLS	BF	H	R	ER	SO	BB	IBB	HBP	BLK	WP	HR	S	P	ERA	WHIP

TOP

New York Mets @ Philadelphia Phillies

Veterans Stadium, Philadelphia, PA

Mon Sep 11 1972, 7:05 PM EDT

Att. 10,317 - Unknown

livebaseballscorecards.com

AB	33
R	4
H	8
RBI	4
BB	4
SO	5
LOB	14

BOTTOM

New York Mets @ Philadelphia Phillies

Veterans Stadium, Philadelphia, PA

Mon Sep 11 1972, 7:05 PM EDT

Att. 10,317 - Unknown

livebaseballscorecards.com

Batter	1	2	3	4	5	6	7	8	9	AB	R	H	RBI	BB	SO	LOB
Terry Harmon, R (1, 4) OBP: 0.359, SLG: 0.314	K	K		F3			FC1-6 BB		P6	4	0	0	0	1	2	1
Larry Bowa, S (1, 6) OBP: 0.291, SLG: 0.319	E8 S 2B 1B	6-3		6-3			FC1-6 FC6-4 1-2f		F5	5	1	1	0	0	0	2
Don Money, R (1, 5) OBP: 0.280, SLG: 0.335	2B SF9 2-3 BB		2B BB		G6-4-3 1B		FC6-4 1-2f			2	1	1	0	2	0	1
Greg Luzinski, R (1, 7) OBP: 0.319, SLG: 0.437	1-3 3-H 2B		F5		G6-4-3 1-2f		F9			4	0	1	1	0	0	3
Joe Lis, R (1, 3) OBP: 0.382, SLG: 0.424	IBB		1-3 2B		2B			FC1-4 BB		2	0	2	0	2	0	0
Roger Freed, R (1, 9) OBP: 0.357, SLG: 0.435 Ken Reynolds, L (8, PR) OBP: 0.176, SLG: 0.125 Bill Robinson, R (9, 9) OBP: 0.237, SLG: 0.370	SF9 3-H		IBB		6-3			FC1-4 1-2f		2 0 0	0 0 0	0 0 0	1 0 0	1 0 0	0 0 0	2 0 0
Willie Montanez, L (1, 8) OBP: 0.328, SLG: 0.418	F8		K			F9		K		4	0	0	0	0	2	6
John Bateman, R (1, 2) OBP: 0.264, SLG: 0.305		G3 2B	F7			F9		K		4	0	1	0	0	1	4
Steve Carlton, L (1, 1) OBP: 0.220, SLG: 0.243 Bob Boone, R (9, PH)		G3 2-3		K		P4			K	3 1	0 0	0 0	0 0	0 0	1 1	1 0
Inning Stats	R: 2 E: 1 K: 1 S: 7 H: 2 LOB: 2 BB: 2 P: 15	R: 0 E: 0 K: 1 S: 6 H: 1 LOB: 1 BB: 0 P: 6	R: 0 E: 0 K: 1 S: 6 H: 1 LOB: 3 BB: 2 P: 14	R: 0 E: 0 K: 1 S: 5 H: 0 LOB: 0 BB: 0 P: 5	R: 0 E: 0 K: 0 S: 4 H: 2 LOB: 1 BB: 0 P: 4	R: 0 E: 0 K: 0 S: 3 H: 0 LOB: 0 BB: 0 P: 3	R: 0 E: 0 K: 0 S: 3 H: 0 LOB: 1 BB: 1 P: 7	R: 0 E: 0 K: 2 S: 7 H: 0 LOB: 1 BB: 1 P: 11	R: 0 E: 0 K: 1 S: 5 H: 0 LOB: 0 BB: 0 P: 5	1B: 2 2B: 4 3B: 0 HR: 0 SF: 1 SAC: 0 DP: 1 HBP: 0						

	AB	31
	R	2
	H	6
	RBI	2
	BB	6
	SO	7
	LOB	20

PITCHER		IP	WLS	BF	H	R	ER	SO	BB	IBB	HBP	BLK	WP	HR	S	P	ERA	WHIP
Jerry Koosman, L ERA: 4.23	(1, 1)	7.0	W	32	6	2	2	4	4	2	0	0	0	0	34	58	2.57	1.429
Tug McGraw, L ERA: 1.65	(8, 1)	2.0	S	6	0	0	0	3	0	0	0	0	0	0	12	12	0.00	0.000

PITCHER	IP	WLS	BF	H	R	ER	SO	BB	IBB	HBP	BLK	WP	HR	S	P	ERA	WHIP

Batter	1	2	3	4	5	6	7	8	9	AB	R	H	RBI	BB	SO	LOB
Tommie Agee, R (1, 8) OBP: 0.321, SLG: 0.377	6-3		6-3		6-3		F8			4	0	0	0	0	0	0
Bud Harrelson, S (1, 6) OBP: 0.315, SLG: 0.271	E5, BB, 1B		4-3		6-3			2-3		4	1	0	0	0	0	0
John Milner, L (1, 7) OBP: 0.360, SLG: 0.466	1B, FC4, 1-2, BB		F4		1B			F2		3	1	1	0	1	0	0
Cleon Jones, R (1, 9) OBP: 0.317, SLG: 0.349	FC4, 1-3, 2-H, 1B			BB, 3B, 1B	F8			K		4	1	2	1	0	1	1
Jim Fregosi, R (1, 5) OBP: 0.309, SLG: 0.350	FC4, FC5-6-4, 1-2f, 3-H			K		P4			K	4	0	0	1	0	2	2
Duffy Dyer, R (1, 2) OBP: 0.323, SLG: 0.406	FC5-6-4, 1-2f			4-0, 3B, 1-2, BB		6-3			K	3	1	0	0	1	1	1
Jim Beauchamp, R (1, 3) OBP: 0.292, SLG: 0.340 Danny Frisella, L (9, 1) OBP: 0.333, SLG: 0.333		F8		K		5-3			5-3	4 0	0 0	0 0	0 0	0 0	1 0	2 0
Lute Barnes, R (1, 4) OBP: 0.308, SLG: 0.333		4-0, CS, BB		1-H, 2-H, 3B			F9			2	0	1	2	1	0	0
Jim McAndrew, R (1, 1) OBP: 0.140, SLG: 0.051 Ed Kranepool, L (9, 3) OBP: 0.330, SLG: 0.389		K, 1-2		K			4-3			3 0	0 0	0 0	0 0	0 0	2 0	2 0
Inning Stats	R: 2 E: 1 K: 0 S: 5 H: 1 LOB: 1 BB: 1 P: 9	R: 0 E: 0 K: 1 S: 4 H: 0 LOB: 1 BB: 1 P: 8	R: 0 E: 0 K: 0 S: 3 H: 0 LOB: 0 BB: 0 P: 3	R: 2 E: 0 K: 3 S: 11 H: 2 LOB: 1 BB: 1 P: 15	R: 0 E: 0 K: 0 S: 4 H: 1 LOB: 1 BB: 0 P: 4	R: 0 E: 0 K: 0 S: 3 H: 0 LOB: 0 BB: 0 P: 3	R: 0 E: 0 K: 0 S: 3 H: 0 LOB: 0 BB: 0 P: 3	R: 0 E: 0 K: 1 S: 5 H: 0 LOB: 0 BB: 0 P: 5	R: 0 E: 0 K: 2 S: 7 H: 0 LOB: 0 BB: 0 P: 7	1B: 3 2B: 1 3B: 1 HR: 0 SF: 0 SAC: 0 DP: 1 HBP: 0						

TOP

New York Mets @ Philadelphia Phillies

Veterans Stadium, Philadelphia, PA

Tue Sep 12 1972, 7:05 PM EDT

Att. 5,057 - Unknown

livebaseballscorecards.com

AB	31
R	4
H	4
RBI	4
BB	3
SO	7
LOB	8

WP: 0 PB: 0 SB: 0 CS: 1 PA: 34

PITCHER		IP	WLS	BF	H	R	ER	SO	BB	IBB	HBP	BLK	WP	HR	S	P	ERA	WHIP
Ken Reynolds, L ERA: 3.99	(1, 1)	5.0	L	22	4	4	2	4	3	0	0	0	0	0	27	39	3.60	1.400
Barry Lersch, R ERA: 3.78	(6, 1)	3.0		9	0	0	0	1	0	0	0	0	0	0	11	11	0.00	0.000
Dick Selma, R ERA: 5.32	(9, 1)	1.0		3	0	0	0	2	0	0	0	0	0	0	7	7	0.00	0.000

PITCHER	IP	WLS	BF	H	R	ER	SO	BB	IBB	HBP	BLK	WP	HR	S	P	ERA	WHIP

New York Mets @ Philadelphia Phillies

Veterans Stadium, Philadelphia, PA

Tue Sep 12 1972, 7:05 PM EDT

Att. 5,057 - Unknown

BOTTOM

Batter	1	2	3	4	5	6	7	8	9	AB	R	H	RBI	BB	SO	LOB
Craig Robinson, R (1, 6) OBP: 0.250, SLG: 0.500	F7			4-3 2B		K		B3		4	0	1	0	0	1	0
Denny Doyle, L (1, 4) OBP: 0.288, SLG: 0.297	F4			4-3 2-3		FC4-6 1B		4-3		4	0	1	0	0	0	1
Tom Hutton, L (1, 9) OBP: 0.359, SLG: 0.360	F9			P4		K			6-3	4	0	0	0	0	1	2
Willie Montanez, L (1, 8) OBP: 0.328, SLG: 0.419		F8		F7		FC4-6 1-2f			1B 2B	4	1	1	0	0	0	2
Greg Luzinski, R (1, 7) OBP: 0.319, SLG: 0.436		K			F8		6-3		BB BB 1B 2-H 1B	4	1	1	1	0	1	0
Joe Lis, R (1, 3) OBP: 0.385, SLG: 0.446 Terry Harmon, R (9, PR) OBP: 0.359, SLG: 0.314		6-3			F5		HR		B B B B 4-0 1B BB 1-2 BB	3 0	1 0	1 0	1 0	1 0	0 0	0 0
Don Money, R (1, 5) OBP: 0.280, SLG: 0.335 Mike Schmidt, R (2, 5) OBP: 0.500, SLG: 0.333 Larry Bowa, S (9, PR) OBP: 0.291, SLG: 0.319			K	1B 1B		K		B B B B 4-0 1B 1-2 2-3 BB		0 3 0	0 0 0	0 1 0	0 0 0	0 1 0	0 2 0	0 0 0
Bob Boone, R (1, 2) OBP: 0.286, SLG: 0.286			F8	1-3 1B		P6			G6-4-3 1-2 2-3 3-H 1B	4	0	2	1	0	0	0
Ken Reynolds, L (1, 1) OBP: 0.171, SLG: 0.121 Ron Stone, L (5, PH) OBP: 0.310, SLG: 0.224 Barry Lersch, S (6, 1) Oscar Gamble, L (8, PH) OBP: 0.342, SLG: 0.344 Dick Selma, R (9, 1) OBP: 0.238, SLG: 0.250 Deron Johnson, R (9, PH) OBP: 0.289, SLG: 0.338			F7		F5			F2	G6-4-3 1-2f	1 1 0 1 0 0 1	0 0 0 0 0 0 0	0 0 0 0 0 0 0	0 0 0 0 0 0 0	0 0 0 0 0 0 0	0 0 0 0 0 0 0	0 2 0 0 0 0 3
Inning Stats	R: 0 E: 0 K: 0 S: 3 H: 0 LOB: 0 BB: 0 P: 3	R: 0 E: 0 K: 1 S: 5 H: 0 LOB: 0 BB: 0 P: 5	R: 0 E: 0 K: 1 S: 5 H: 0 LOB: 0 BB: 0 P: 5	R: 0 E: 0 K: 0 S: 4 H: 1 LOB: 1 BB: 0 P: 4	R: 0 E: 0 K: 0 S: 5 H: 2 LOB: 2 BB: 0 P: 5	R: 0 E: 0 K: 2 S: 8 H: 1 LOB: 1 BB: 0 P: 8	R: 1 E: 0 K: 1 S: 6 H: 1 LOB: 0 BB: 0 P: 6	R: 0 E: 0 K: 0 S: 3 H: 0 LOB: 0 BB: 0 P: 3	R: 2 E: 0 K: 0 S: 5 H: 3 LOB: 3 BB: 2 P: 13	1B: 5 2B: 2 3B: 0 HR: 1	SF: 0 SAC: 0 DP: 1 HBP: 0			WP: 0 PB: 0 SB: 0 CS: 0	PA: 36		

livebaseballscorecards.com

AB	34
R	3
H	8
RBI	3
BB	2
SO	5
LOB	10

PITCHER		IP	WLS	BF	H	R	ER	SO	BB	IBB	HBP	BLK	WP	HR	S	P	ERA	WHIP
Jim McAndrew, R ERA: 2.25	(1, 1)	8.1	W	33	7	3	3	5	1	0	0	0	0	1	42	46	3.24	0.960
Danny Frisella, R ERA: 3.75	(9, 1)	0.2	S	3	1	0	0	0	1	0	0	0	0	0	2	6	0.00	3.000

PITCHER		IP	WLS	BF	H	R	ER	SO	BB	IBB	HBP	BLK	WP	HR	S	P	ERA	WHIP

New York Mets @ Philadelphia Phillies

Veterans Stadium, Philadelphia, PA

Wed Sep 13 1972, 7:05 PM EDT

Att. 6,185 - Unknown

TOP

livebaseballscorecards.com

Batter	1	2	3	4	5	6	7	8	9	AB	R	H	RBI	BB	SO	LOB
Wayne Garrett, L (1, 5) OBP: 0.369, SLG: 0.296	4-3		4-3	E 2B		K		1B 1B	BB 1B	5	2	2	1	1	1	1
Ken Boswell, L (1, 4) OBP: 0.265, SLG: 0.322	1-3 1B 2B		2B 2B	E BB		3-1		1B 2B 1B	BB 1B	5	4	4	0	1	0	1
John Milner, L (1, 7) OBP: 0.365, SLG: 0.465	1-3		2B BB	E8			PB 1B BB	2B FC6-2-5-1 1B	BB	3	2	1	1	3	0	1
Cleon Jones, R (1, 9) OBP: 0.323, SLG: 0.359	1B		2B	K			1B SF8 BB	2B	K	5	1	3	4	1	2	4
Ed Kranepool, L (1, 3) OBP: 0.328, SLG: 0.386	F5		F7		P6		1B 1B	FC6-2-5-1 FC6-4		5	0	1	1	0	0	4
Dave Marshall, L (1, 8) OBP: 0.351, SLG: 0.369		G6-4-3 1B		G6-4-3 BB	3-1		F7	F7		4	0	1	0	1	0	4
Duffy Dyer, R (1, 2) OBP: 0.318, SLG: 0.400		G6-4-3		G6-4-3	4-3		SF8	FC6-4		4	0	0	1	0	0	4
Bud Harrelson, S (1, 6) OBP: 0.318, SLG: 0.273		P5		BB 2B BB		WP S 1B	FC6-4 1B		4-3	4	1	2	0	1	0	0
Jon Matlack, L (1, 1) OBP: 0.237, SLG: 0.162			K	2B E BB		K	FC6-4		4-3	1	1	0	0	1	1	0
Hank Webb, R (4, 1)										0	0	0	0	0	0	0
Bob Rauch, R (5, 1)										1	0	0	0	0	1	1
Tug McGraw, R (6, 1) OBP: 0.200, SLG: 0.111										2	0	0	0	0	0	2

	AB	39
	R	11
	H	14
	RBI	8
	BB	9
	SO	5
	LOB	22

Inning Stats										
	R: 1 E: 0 K: 0 S: 5	H: 2 LOB: 1 BB: 0 P: 5	R: 0 E: 0 K: 0 S: 3	H: 1 LOB: 0 BB: 0 P: 3	R: 2 E: 0 K: 1 S: 7	H: 2 LOB: 1 BB: 1 P: 11	R: 4 E: 1 K: 1 S: 6	H: 1 LOB: 1 BB: 4 P: 22	R: 0 E: 0 K: 0 S: 3	H: 0 LOB: 0 BB: 0 P: 3
	R: 0 E: 0 K: 2 S: 8	H: 1 LOB: 1 BB: 0 P: 8	R: 2 E: 0 K: 0 S: 5	H: 2 LOB: 2 BB: 2 P: 13	R: 2 E: 0 K: 0 S: 7	H: 4 LOB: 2 BB: 0 P: 7	R: 0 E: 0 K: 1 S: 6	H: 1 LOB: 3 BB: 2 P: 14	1B: 9 2B: 5 3B: 0 HR: 0	SF: 1 SAC: 0 DP: 2 HBP: 0

WP: 1 PB: 1 SB: 1 CS: 0 PA: 49

PITCHER		IP	WLS	BF	H	R	ER	SO	BB	IBB	HBP	BLK	WP	HR	S	P	ERA	WHIP
Dave Downs, R ERA: 2.84	(1, 1)	3.0	L	14	5	3	3	1	1	0	0	0	0	0	15	19	9.00	2.000
Darrell Brandon, R ERA: 3.57	(4, 1)	2.0		11	1	4	1	1	4	0	0	0	0	0	9	25	4.50	2.500
Mac Scarce, L ERA: 4.25	(6, 1)	1.0		4	1	0	0	2	0	0	0	0	1	0	8	8	0.00	1.000
Dick Selma, R ERA: 5.51	(7, 1)	0.0		3	1	2	2	0	2	0	0	0	0	0	1	9	∞	∞
Bill Wilson, R ERA: 3.75	(7, 1)	1.0		7	4	2	2	0	0	0	0	0	0	0	7	7	18.00	4.000
Bob Terlecki, R ERA: 5.79	(8, 1)	1.0		4	1	0	0	0	0	0	0	0	0	0	4	4	0.00	1.000
Bill Champion, R ERA: 4.88	(9, 1)	1.0		6	1	0	0	1	2	0	0	0	0	0	6	14	0.00	3.000

BOTTOM

New York Mets @ Philadelphia Phillies

Veterans Stadium, Philadelphia, PA

Wed Sep 13 1972, 7:05 PM EDT

Att. 6,185 - Unknown

livebaseballscorecards.com

Batter	1	2	3	4	5	6	7	8	9	AB	R	H	RBI	BB	SO	LOB
Craig Robinson, R (1, 6) OBP: 0.400, SLG: 0.444	BB, 1B 1B	E7 1-H 1B		5-3 ① 1B 2B	F9 ② 1-3 2B		B3 ① G4-6-3 BB		1B 1-2 BB	5	0	2	0	1	0	1
Terry Harmon, R (1, 4) OBP: 0.372, SLG: 0.337	BB 1-2 1B	K ② S S S		1B 2B	2B	BB, G4-6-3 BB			1-2 2-H 1B	5	1	4	1	1	1	1
Willie Montanez, L (1, 8) OBP: 0.328, SLG: 0.417	1-2 2-3 BB	3-1 ③		2-H 2B 1B	K ③ S S S	G4-6-3 ②③ 1-2f			F8 ③	5	1	1	1	1	1	6
Greg Luzinski, R (1, 7) OBP: 0.320, SLG: 0.436	K ① S S S		5-3 ① 1-H 1B 2B			FC6-4 1B BB		K ① S S S		4	1	1	1	1	2	3
Joe Lis, R (1, 3) OBP: 0.386, SLG: 0.440	K ② S S S		2B BB	F3 ② 1B		FC6-4 1-2 1B		F9 ②		4	0	1	0	1	1	4
Roger Freed, R (1, 9) OBP: 0.361, SLG: 0.446 Ken Reynolds, L (6, PR) OBP: 0.171, SLG: 0.121 Dick Selma, R (7, 1) OBP: 0.238, SLG: 0.250 Bill Wilson, R (7, 1) Bob Terlecki, R (8, 1) Pete Koegel, R (8, PH) OBP: 0.226, SLG: 0.188 Bill Champion, R (9, 1) OBP: 0.182, SLG: 0.250	F3 ③		2B 1-3 2B	FC5-4 2-H 1B		FC6-4 ① BB 1-2f 2-3		6-3 ③		4 0 0 0 0 1 0	0 0 0 0 0 0 0	2 0 0 0 0 0 0	1 0 0 0 0 0 0	0 0 0 0 0 0 0	0 0 0 0 0 0 0	5 0 0 0 0 0 0
Mike Schmidt, R (1, 5) OBP: 0.333, SLG: 0.143		5-3 ① S S S	K ② S S S	FC5-4 ③ 1-2f		K ② S S S			G5-4-3 BB	4	0	0	0	1	2	5
Bob Boone, R (1, 2) OBP: 0.500, SLG: 0.500		1B 2B	IBB I I I I		2B 1B	BB 1-2			G5-4-3 ①② 1-2f	3	1	2	0	2	0	1
Dave Downs, R (1, 1) OBP: 0.286, SLG: 0.286 Deron Johnson, R (3, PH) OBP: 0.287, SLG: 0.336 Darrell Brandon, R (4, 1) OBP: 0.071, SLG: 0.071 Oscar Gamble, L (5, PH) OBP: 0.340, SLG: 0.341 Mac Scarce, L (6, 1) Bill Robinson, R (6, PH) OBP: 0.241, SLG: 0.372 (7, 9)		WP E 2-H 1B	K ③ S S S		F8 ① S S S	1-3 ③			BB 1B 1B	1 0 0 1 0 2	1 0 0 0 0 1	1 0 0 0 0 0	1 0 0 0 0 0	0 1 0 0 0 0	0 3 0 1 0 3	0 3 0 1 0 3
Inning Stats	R: 0 E: 0 K: 2 S: 9 H: 2 LOB: 3 BB: 1 P: 13	R: 2 E: 1 K: 1 S: 8 H: 3 LOB: 1 BB: 0 P: 8	R: 0 E: 0 K: 2 S: 8 H: 1 LOB: 3 BB: 2 P: 16	R: 3 E: 0 K: 0 S: 7 H: 4 LOB: 1 BB: 0 P: 7	R: 0 E: 0 K: 1 S: 7 H: 2 LOB: 2 BB: 0 P: 7	R: 0 E: 0 K: 1 S: 6 H: 1 LOB: 3 BB: 2 P: 14	R: 0 E: 0 K: 0 S: 2 H: 0 LOB: 0 BB: 1 P: 6	R: 0 E: 0 K: 1 S: 5 H: 0 LOB: 0 BB: 0 P: 5	R: 1 E: 0 K: 0 S: 4 H: 2 LOB: 2 BB: 2 P: 12	1B: 10 2B: 5 3B: 0 HR: 0 SF: 0 SAC: 0 DP: 2 HBP: 0				WP: 1 PB: 0 SB: 0 CS: 0		PA: 48

	AB	40
	R	6
	H	15
	RBI	5
	BB	8
	SO	8
	LOB	33

PITCHER		IP	WLS	BF	H	R	ER	SO	BB	IBB	HBP	BLK	WP	HR	S	P	ERA	WHIP
Jon Matlack, L ERA: 2.51	(1, 1)	3.1		22	9	5	4	5	2	1	0	0	1	0	29	41	10.80	3.300
Hank Webb, R ERA: 5.79	(4, 1)	1.1		7	3	0	0	0	0	0	0	0	0	0	7	7	0.00	2.250
Bob Rauch, R ERA: 4.66	(5, 1)	1.0		6	1	0	0	2	2	0	0	0	0	0	8	16	0.00	3.000
Tug McGraw, L ERA: 1.69	(6, 1)	3.1	W	13	2	1	1	1	3	0	0	0	0	0	12	24	2.70	1.500

PITCHER	IP	WLS	BF	H	R	ER	SO	BB	IBB	HBP	BLK	WP	HR	S	P	ERA	WHIP

Batter	1	2	3	4	5	6	7	8	9	AB	R	H	RBI	BB	SO	LOB
Tommie Agee, R (1, 8) OBP: 0.320, SLG: 0.374	4-3			BB		4-3	F2			3	0	0	0	1	0	2
Ken Boswell, L (1, 4) OBP: 0.268, SLG: 0.322	P6			FC6		HR		4-3		3	1	1	0	1	0	0
John Milner, L (1, 7) OBP: 0.367, SLG: 0.475	P4			L9		HR		WP		4	1	2	2	0	0	2
Cleon Jones, R (1, 9) OBP: 0.320, SLG: 0.354		6-3		K		6-3		P4		4	0	0	0	0	1	3
Ed Kranepool, L (1, 3) OBP: 0.330, SLG: 0.391		G1-6-3		FC6			1B	K		4	1	2	0	0	1	3
Wayne Garrett, L (1, 5) OBP: 0.368, SLG: 0.296		G1-6-3			F7		FC5-4		4-3	4	0	1	1	0	0	1
Jerry Grote, R (1, 2) OBP: 0.304, SLG: 0.288			K		P6		FC5-4		1-3	4	0	1	0	0	1	0
Bud Harrelson, S (1, 6) OBP: 0.316, SLG: 0.271		F2			4-3		F9		K	4	0	0	0	0	1	2
Gary Gentry, R (1, 1) OBP: 0.173, SLG: 0.125 Tommy Moore, R (3, 1) Bill Sudakis, S (6, PH) OBP: 0.161, SLG: 0.071 Bob Rauch, R (6, 1) Jim Beauchamp, R (7, PH) OBP: 0.289, SLG: 0.337 Ray Sadecki, L (7, 1) OBP: 0.182, SLG: 0.182			K		K		FC5-4			1 0 1 0 1 0	0 0 0 0 0 0	0 0 0 0 0 0	0 0 0 0 0 0	1 0 1 0 0 0	0 0 0 0 0 0	0 0 0 0 2 0
Inning Stats	R: 0 E: 0 K: 0 S: 3 H: 0 LOB: 0 BB: 0 P: 3	R: 0 E: 0 K: 0 S: 3 H: 1 LOB: 0 BB: 0 P: 3	R: 0 E: 0 K: 2 S: 7 H: 0 LOB: 0 BB: 0 P: 7	R: 0 E: 0 K: 1 S: 5 H: 0 LOB: 2 BB: 2 P: 13	R: 0 E: 0 K: 0 S: 3 H: 0 LOB: 0 BB: 0 P: 3	R: 2 E: 0 K: 1 S: 7 H: 2 LOB: 0 BB: 0 P: 7	R: 1 E: 0 K: 0 S: 6 H: 3 LOB: 2 BB: 0 P: 6	R: 0 E: 0 K: 1 S: 6 H: 1 LOB: 1 BB: 0 P: 6	R: 0 E: 0 K: 1 S: 5 H: 0 LOB: 0 BB: 0 P: 5	1B: 5 2B: 1 3B: 0 HR: 1	SF: 0 SAC: 0 DP: 1 HBP: 0			WP: 1 PB: 0 SB: 0 CS: 0	PA: 35		

PITCHER		IP	WLS	BF	H	R	ER	SO	BB	IBB	HBP	BLK	WP	HR	S	P	ERA	WHIP
Milt Pappas, R ERA: 3.03	(1, 1)	8.0	W	32	7	3	3	5	2	0	0	0	1	1	40	48	3.38	1.125
Jack Aker, R ERA: 3.12	(9, 1)	1.0	S	3	0	0	0	1	0	0	0	0	0	0	5	5	0.00	0.000

PITCHER	IP	WLS	BF	H	R	ER	SO	BB	IBB	HBP	BLK	WP	HR	S	P	ERA	WHIP

TOP

New York Mets @ Chicago Cubs

Wrigley Field, Chicago, IL

Fri Sep 15 1972, 3:33 AM CDT

Att. 3,441 - Sunny - 71 F

livebaseballscorecards.com

AB	33
R	3
H	7
RBI	3
BB	2
SO	6
LOB	15

Batter	1	2	3	4	5	6	7	8	9	AB	R	H	RBI	BB	SO	LOB
Don Kessinger, S (1, 6) OBP: 0.361, SLG: 0.340	HR 3B		BBB 4-0 2B HR BB	0-0 6-3		0-0 F8		0-0 1B		4	2	2	0	1	0	1
Jose Cardenal, R (1, 9) OBP: 0.356, SLG: 0.456	0-0 HR 3-H		0-0 1-3 HR 2B		0-0 F9	0-0 F5		0-0 P5		5	2	2	2	0	0	2
Billy Williams, L (1, 7) OBP: 0.396, SLG: 0.586	0-0 6-3		IIII 4-0 HR IBB		0-0 HR		0-0 P4			3	2	1	1	1	0	0
Jim Hickman, R (1, 3) OBP: 0.374, SLG: 0.477	0-0 F2		0-0 1-H 2-H 3-H HR		0-0 3B 2B		BBBB 4-0 FC3-6 BB			3	2	2	4	1	0	0
Ron Santo, R (1, 5) OBP: 0.388, SLG: 0.496	0-0 6-3		0-0 CS 1B		0-0 2-H SF7 3B		BBBB 4-0 1-2 FC3-6 BB			3	1	2	1	1	0	0
Rick Monday, L (1, 8) OBP: 0.360, SLG: 0.396		0-0 4-3	SSS 0-3 1-2 K		0-0 SF7 3-H		0-0 FC3-6 1-2f 2-3			3	0	0	1	0	1	3
Glenn Beckert, R (1, 4) OBP: 0.292, SLG: 0.336		0-0 1B	0-0 F7		0-0 1-3		0-0 F2			4	0	1	0	0	0	2
Randy Hundley, R (1, 2) OBP: 0.260, SLG: 0.300		0-0 P4		0-0 F2		0-0 SH1-4 1B		0-0 F8		4	0	1	0	0	0	1
Milt Pappas, R (1, 1) OBP: 0.234, SLG: 0.262		0-0 5-3		SSS 0-3 K		0-0 SH1-4 1-2		0-0 F9		2	0	0	0	0	1	1
Jim Tyrone, R (8, PH)										1	0	0	0	0	0	0
Jack Aker, R (9, 1)										0	0	0	0	0	0	0
Inning Stats	R: 2 H: 2 E: 0 LOB: 0 K: 0 BB: 0 S: 5 P: 5	R: 0 H: 1 E: 0 LOB: 1 K: 0 BB: 0 S: 4 P: 4	R: 4 H: 3 E: 0 LOB: 0 K: 1 BB: 2 S: 7 P: 15	R: 0 H: 0 E: 0 LOB: 0 K: 1 BB: 0 S: 5 P: 5	R: 3 H: 3 E: 0 LOB: 0 K: 0 BB: 0 S: 6 P: 6	R: 0 H: 1 E: 0 LOB: 1 K: 0 BB: 0 S: 4 P: 4	R: 0 H: 0 E: 0 LOB: 2 K: 0 BB: 2 S: 3 P: 11	R: 0 H: 1 E: 0 LOB: 1 K: 0 BB: 0 S: 4 P: 4		1B: 4 SF: 1 2B: 3 SAC: 1 3B: 2 DP: 1 HR: 3 HBP: 0						WP: 0 PA: 38 PB: 0 SB: 0 CS: 1

PITCHER		IP	WLS	BF	H	R	ER	SO	BB	IBB	HBP	BLK	WP	HR	S	P	ERA	WHIP
Gary Gentry, R ERA: 3.83	(1, 1)	2.0	L	14	6	6	6	0	1	1	0	0	0	2	12	20	27.00	3.500
Tommy Moore, R ERA: 9.0	(3, 1)	3.0		11	3	3	3	2	0	0	0	0	0	1	15	15	9.00	1.000
Bob Rauch, R ERA: 4.43	(6, 1)	1.0		4	1	0	0	0	0	0	0	0	0	0	4	4	0.00	1.000
Ray Sadecki, L ERA: 2.78	(7, 1)	2.0		9	1	0	0	0	2	0	0	0	0	0	7	15	0.00	1.500

PITCHER	IP	WLS	BF	H	R	ER	SO	BB	IBB	HBP	BLK	WP	HR	S	P	ERA	WHIP

BOTTOM

New York Mets @ Chicago Cubs

Wrigley Field, Chicago, IL

Fri Sep 15 1972, 3:33 AM CDT

Att. 3,441 - Sunny - 71 F

livebaseballscorecards.com

AB	32
R	9
H	11
RBI	9
BB	4
SO	2
LOB	10

Batter	1	2	3	4	5	6	7	8	9	AB	R	H	RBI	BB	SO	LOB
Tommie Agee, R (1, 8) OBP: 0.319, SLG: 0.372	S S S 0-3 ① K		x 0-0 ① F8		x 0-0 ① 1B 1-3 1B	x 0-0 ② 5-3 1-2 3-H			x 0-0 ① 5-3	5	0	1	1	0	1	1
Ken Boswell, L (1, 4) OBP: 0.267, SLG: 0.321	x 0-0 ② 6-3		S S S 0-3 ② K		x 0-0 ② SF8 3-H	x 0-0 ③ 4-3			x 0-0 FC4 1B	4	0	1	1	0	1	1
Willie Mays, R (1, 3) OBP: 0.400, SLG: 0.402 Jim Beauchamp, R (7, 3) OBP: 0.287, SLG: 0.333 (7, 7)	S S S 0-3 ③ K		x 0-0 ③ F3		x 0-0 FC6-4 1-2 1B		x 0-0 ① F9		x 0-0 ② F8	4 1	0 0	1 0	0 0	0 0	1 0	0 1
Cleon Jones, R (1, 9) OBP: 0.318, SLG: 0.350		B B B B 4-0 BB 2B BB	S S S 0-3 ① K	x 0-0 ③ FC6-4 1-2f		x 0-0 ② L6			x 0-0 ③ FC4 1-2f	4	1	0	0	1	1	3
John Milner, L (1, 7) OBP: 0.363, SLG: 0.469 Danny Frisella, L (7, 1) OBP: 0.333, SLG: 0.333		x 0-0 ① F8	x 0-0 ② F8		x 0-0 ① 3-1	x 0-0 ③ 1-3				4 0	0 0	0 0	0 0	0 0	0 0	1 0
Wayne Garrett, L (1, 5) OBP: 0.373, SLG: 0.297		B B B B 4-0 2B 1-2 FC6-2 BB	x 0-0 PB 1B		B B B B 4-0 1B 1B BB			S S S 0-3 ① K		2	1	1	0	2	1	0
Duffy Dyer, R (1, 2) OBP: 0.320, SLG: 0.405		x 0-0 FC6-2 1-3 2-H 2B	x 0-0 ③ F5 1-2		x 0-0 1B 1-2 E 1B			x 0-0 ② 5-3		4	1	2	1	0	0	1
Bud Harrelson, S (1, 6) OBP: 0.317, SLG: 0.273 Lute Barnes, R (8, PR) OBP: 0.308, SLG: 0.333 (8, 6)		x 0-0 ② FC6-2 2-3 3-H			x 0-0 ① 3-1	x 0-0 E8 1B 1-H 2-H 5-3 1B		x 0-0 1B		4 0	1 0	2 0	1 0	0 0	0 0	2 0
Tom Seaver, R (1, 1) OBP: 0.222, SLG: 0.355 Brent Strom, R (3, 1) Bill Sudakis, S (5, PH) OBP: 0.188, SLG: 0.103 Hank Webb, R (5, 1) Ed Kranepool, L (6, PH) OBP: 0.332, SLG: 0.393 Bob Rauch, R (6, 1) Jim Fregosi, R (7, 3) OBP: 0.308, SLG: 0.349		S S S 0-3 ③ K			x 0-0 1B SF8 1B	x 0-0 5-3 2-3 1B		S S S 0-3 ③ K		1 0 1 0 1 0 1	0 0 1 0 0 0 0	0 0 1 0 1 0 0	0 0 0 0 0 0 0	1 0 0 0 0 0 0	2 0 0 0 0 0 0	
Inning Stats	R: 0 E: 0 K: 2 S: 7 H: 0 LOB: 0 BB: 0 P: 7	R: 1 E: 0 K: 1 S: 6 H: 1 LOB: 2 BB: 2 P: 14	R: 0 E: 0 K: 1 S: 5 H: 0 LOB: 0 BB: 0 P: 5	R: 0 E: 0 K: 1 S: 6 H: 1 LOB: 1 BB: 0 P: 6	R: 1 E: 0 K: 0 S: 6 H: 3 LOB: 2 BB: 0 P: 6	R: 3 E: 1 K: 0 S: 6 H: 3 LOB: 1 BB: 1 P: 10	R: 0 E: 0 K: 0 S: 3 H: 0 LOB: 0 BB: 0 P: 3	R: 0 E: 0 K: 2 S: 8 H: 1 LOB: 1 BB: 0 P: 8	R: 0 E: 0 K: 0 S: 4 H: 1 LOB: 1 BB: 0 P: 4	1B: 9 2B: 1 3B: 0 HR: 0	SF: 1 SAC: 0 DP: 0 HBP: 0						

TOP

New York Mets @ Chicago Cubs

Wrigley Field, Chicago, IL

Sat Sep 16 1972, 3:33 AM CDT

Att. 20,192 - Sunny - 77 F

livebaseballscorecards.com

AB	36
R	5
H	10
RBI	4
BB	3
SO	7
LOB	13

PITCHER		IP	WLS	BF	H	R	ER	SO	BB	IBB	HBP	BLK	WP	HR	S	P	ERA	WHIP
Burt Hooton, R ERA: 2.94	(1, 1)	5.1	W	26	7	5	4	5	3	0	0	0	0	0	33	45	6.75	1.875
Bill Bonham, R ERA: 3.27	(6, 1)	3.2	S	14	3	0	0	2	0	0	0	0	0	0	18	18	0.00	0.818

PITCHER	IP	WLS	BF	H	R	ER	SO	BB	IBB	HBP	BLK	WP	HR	S	P	ERA	WHIP

Batter	1	2	3	4	5	6	7	8	9	AB	R	H	RBI	BB	SO	LOB
Don Kessinger, S (1, 6) OBP: 0.364, SLG: 0.345	0-0 6-3 4-3 2B	0-0 E9 1-3 HR 1B	0-0 HR 1B	0-0 ② F8 2-3		BBBB 4-0 BB BB	0-0 1-H 3-H HR	SSS 0-3 ① K		4	3	3	0	0	0	1
Dave Rosello, R (5, 6) OBP: 0.429, SLG: 0.833										2	1	1	3	1	1	2
Jose Cardenal, R (1, 9) OBP: 0.357, SLG: 0.470	0-0 ① 6-3 2-3	0-0 ② SF8 3-H	0-0 1-H HR	0-0 3-H HR		0-0 ① F2	0-0 BB 1B BB 1B	SSS 0-3 ② K		5	2	3	5	0	0	2
Ralph LaCock, L (7, PR) OBP: 0.500, SLG: 0.500 (8, 9)										1	1	0	0	0	1	2
Billy Williams, L (1, 7) OBP: 0.394, SLG: 0.587	0-0 ② 4-3 3-H	0-0 SSS 2-H HR	SSS 0-3 ② K	0-0 E3		0-0 ② P2	SSS 0-3 ② K	SSS 0-3 ③ K		6	1	1	3	0	2	2
Bill North, S (8, 8) OBP: 0.256, SLG: 0.194										1	0	0	0	0	1	2
Jim Hickman, R (1, 3) OBP: 0.379, SLG: 0.476	BBBB 4-0 BB 1B BB	SSS 0-3 ③ K	BBBB 4-0 BB 2B BB	0-0 ③ F8		BBBB 4-0 FC6-4 1-2 BB	0-0 BB BB 1-2 1B			3	1	1	0	3	1	1
Pat Bourque, L (7, PR) (8, 3)										0	0	0	0	0	0	0
Ron Santo, R (1, 5) OBP: 0.390, SLG: 0.495	0-0 BB 1-2 1B	4-0 WP HR BB BB 4-0 2B 1-2 BB			0-0 ① 1-3	0-0 ③ FC6-4 1-2f	4-0 BB 1-2 2-3 BB			3	1	1	0	2	0	2
Carmen Fanzone, R (7, PH) OBP: 0.341, SLG: 0.392 (8, 5)										0	0	0	0	1	0	0
Rick Monday, L (1, 8) OBP: 0.368, SLG: 0.406	BBBB 4-0 1-2 2-3 BB	4-0 WP HR 1-2 BB 0-0 1-3 2-H 2B			0-0 BB 1B		0-0 WP 1B 2B 4-0 FC5-4 1-2 2-3 3-H BB			3	2	3	2	3	0	0
Jim Tyrone, R (7, PR) (8, 7)										0	0	0	0	0	0	0
Glenn Beckert, R (1, 4) OBP: 0.289, SLG: 0.331	0-0 ③ F8	0-0 ① F2 1-2 2-3 0-0 F9			0-0 ② F8		0-0 ① F5 2-3 FC5-4 1-2f			6	0	0	0	0	0	12
Elrod Hendricks, L (1, 2) OBP: 0.288, SLG: 0.240	0-0 ① F2	4-0 HR IBB	BBBB 4-0 F8 SH2-4 HR BB		4-0 1-2 BB		4-0 1B HR IBB	BBBB 4-0 1B BB		1	3	0	0	5	0	0
Burt Hooton, R (1, 1) OBP: 0.169, SLG: 0.179	0-0 E 1B SF8 1B	0-0 1-H 2-H 3-H HR		0-0 ① SH2-4 1-2	SSS 0-3 ③ K		0-0 1-3 3-H HR 1B	0-0 1-2 1B		3	2	2	4	0	1	2
Bill Bonham, R (6, 1) OBP: 0.462, SLG: 0.364										2	1	2	1	0	0	0
Inning Stats	R: 1 E: 0 K: 0 S: 5 H: 2 LOB: 3 BB: 2 P: 13	R: 3 E: 1 K: 1 S: 8 H: 3 LOB: 0 BB: 0 P: 8	R: 7 E: 0 K: 1 S: 9 H: 4 LOB: 2 BB: 5 P: 29	R: 2 E: 1 K: 0 S: 5 H: 1 LOB: 1 BB: 1 P: 9	R: 0 E: 0 K: 1 S: 6 H: 1 LOB: 2 BB: 1 P: 10	R: 0 E: 0 K: 0 S: 3 H: 0 LOB: 2 BB: 2 P: 11	R: 5 E: 0 K: 1 S: 10 H: 5 LOB: 3 BB: 3 P: 22	R: 0 E: 0 K: 3 S: 10 H: 1 LOB: 2 BB: 1 P: 14		1B: 9 2B: 3 3B: 0 HR: 5	SF: 1 SAC: 1 DP: 0 HBP: 0					

PITCHER		IP	WLS	BF	H	R	ER	SO	BB	IBB	HBP	BLK	WP	HR	S	P	ERA	WHIP
Tom Seaver, R ERA: 3.22	(1, 1)	2.1	L	18	6	8	8	1	4	1	0	0	1	2	15	35	30.86	4.286
Brent Strom, L ERA: 7.71	(3, 1)	1.2		13	4	5	5	1	3	0	0	0	0	2	12	24	27.00	4.200
Hank Webb, R ERA: 5.23	(5, 1)	1.0		5	1	0	0	1	1	0	0	0	0	0	6	10	0.00	2.000
Bob Rauch, R ERA: 6.14	(6, 1)	1.2		15	5	5	5	1	4	1	0	0	1	1	12	32	27.00	5.400
Danny Frisella, R ERA: 3.67	(7, 1)	1.1		6	1	0	0	3	1	0	0	0	0	0	11	15	0.00	1.500

PITCHER	IP	WLS	BF	H	R	ER	SO	BB	IBB	HBP	BLK	WP	HR	S	P	ERA	WHIP

BOTTOM

New York Mets @ Chicago Cubs

Wrigley Field, Chicago, IL

Sat Sep 16 1972, 3:33 AM CDT

Att. 20,192 - Sunny - 77 F

livebaseballscorecards.com

AB	40
R	18
H	17
RBI	18
BB	15
SO	7
LOB	28

WP: 2 PA: 57
PB: 0
SB: 0
CS: 0

Batter	1	2	3	4	5	6	7	8	9	AB	R	H	RBI	BB	SO	LOB
Wayne Garrett, L (1, 5) OBP: 0.373, SLG: 0.298	S S S 0-3 ① K		x 0-0 ③ 4-3			B B B B 4-0 G3 BB		x 0-0 1B 1-3 2-H 1B	x 0-0 ② SF7 3-H	3	1	1	2	1	1	1
Ken Boswell, L (1, 4) OBP: 0.266, SLG: 0.319 Ted Martinez, R (9, PR) OBP: 0.248, SLG: 0.266	S S S 0-3 ② K			x 0-0 ① L9		x 0-0 ② G3 1-2		x 0-0 SH1-4 1B 1-3 3-H 1B	x 0-0 E3	5 0	0 0	1 0	1 0	0 0	1 0	1 0
John Milner, L (1, 7) OBP: 0.361, SLG: 0.465	x 0-0 ③ 3-1			S S S 0-3 ② K		S S S 0-3 ③ K		x 0-0 SH1-4 1-2 3-H 1B	x 0-0 ③ F7	5	0	1	1	0	2	2
Cleon Jones, R (1, 9) OBP: 0.316, SLG: 0.347		x 0-0 ① F8		S S S 0-3 ③ K			x 0-0 ① 6-3	x 0-0 ① SH1-4 1-2 2-3		3	0	0	0	0	1	0
Ed Kranepool, L (1, 3) OBP: 0.338, SLG: 0.396		x 0-0 G6-3 1B			x 0-0 ① F8		x 0-0 1B	4-0 IBB		3	0	2	0	1	0	0
Tommie Agee, R (1, 8) OBP: 0.318, SLG: 0.369 Tug McGraw, R (8, 1) OBP: 0.200, SLG: 0.111		x 0-0 ② ③ G6-3 1-2f			B B B B 4-0 FC6-4 BB		S S S 0-3 ② K	x 0-0 ② F9		3 0	0 0	0 0	0 0	1 0	1 0	5 0
Duffy Dyer, R (1, 2) OBP: 0.316, SLG: 0.399			x 0-0 ① P8		x 0-0 ② FC6-4 1-2f		x 0-0 ③ F4	x 0-0 ③ F7		4	0	0	0	0	0	5
Bud Harrelson, S (1, 6) OBP: 0.321, SLG: 0.276			x 0-0 1B		x 0-0 ③ 4-3			x 0-0 1B 1B	B B B B 4-0 E S SF7 BB	3	2	2	0	1	0	1
Jim McAndrew, R (1, 1) OBP: 0.140, SLG: 0.051 Lute Barnes, R (3, PH) OBP: 0.303, SLG: 0.328 Ray Sadecki, L (3, 1) OBP: 0.167, SLG: 0.167 Dave Marshall, L (8, PH) OBP: 0.353, SLG: 0.371 (8, 8)			S S S 0-3 ② K			S S S 0-3 ① K		x 0-0 1B 1-2 1B	x 0-0 ① P7 1-3	0 1 1 2	0 0 0 1	0 0 0 1	0 0 0 1	0 0 0 0	0 1 1 1	0 1 0 1
Inning Stats	R: 0 E: 0 K: 2 S: 7 H: 0 LOB: 0 BB: 0 P: 7	R: 0 E: 0 K: 0 S: 3 H: 1 LOB: 0 BB: 0 P: 3	R: 0 E: 0 K: 1 S: 6 H: 1 LOB: 0 BB: 0 P: 6	R: 0 E: 0 K: 2 S: 7 H: 0 LOB: 0 BB: 0 P: 7	R: 0 E: 0 K: 0 S: 3 H: 0 LOB: 1 BB: 1 P: 7	R: 0 E: 0 K: 2 S: 7 H: 0 LOB: 1 BB: 1 P: 11	R: 0 E: 0 K: 1 S: 6 H: 1 LOB: 1 BB: 0 P: 6	R: 3 E: 0 K: 0 S: 8 H: 5 LOB: 3 BB: 1 P: 12	R: 1 E: 1 K: 0 S: 4 H: 0 LOB: 1 BB: 1 P: 8	1B: 8 2B: 0 3B: 0 HR: 0 SF: 1 SAC: 1 DP: 1 HBP: 0						WP: 0 PB: 0 SB: 1 CS: 0 PA: 39	

TOP

New York Mets @ Chicago Cubs

Wrigley Field, Chicago, IL

Sun Sep 17 1972, 3:33 AM CDT

Att. 24,445 - Sunny - 73 F

livebaseballscorecards.com

AB	33
R	4
H	8
RBI	4
BB	4
SO	8
LOB	17

PITCHER		IP	W/L/S	BF	H	R	ER	SO	BB	IBB	HBP	BLK	WP	HR	S	P	ERA	WHIP
Bill Hands, R ERA: 3.21	(1, 1)	6.0	W	21	2	0	0	7	2	0	0	0	0	0	33	41	0.00	0.667
Rick Reuschel, R ERA: 3.27	(7, 1)	1.0		6	3	2	2	1	0	0	0	0	0	0	8	8	18.00	3.000
Jack Aker, R ERA: 3.16	(8, 1)	2.0	S	12	3	2	1	0	1	1	0	0	0	0	10	18	4.50	2.000

PITCHER	IP	W/L/S	BF	H	R	ER	SO	BB	IBB	HBP	BLK	WP	HR	S	P	ERA	WHIP

Batter	1	2	3	4	5	6	7	8	9	AB	R	H	RBI	BB	SO	LOB
Don Kessinger, S (1, 6) OBP: 0.363, SLG: 0.345	0-0 1B SF9 1B		0-0 5-3			0-0 F9	0-0 F8			4	1	1	0	0	0	1
Jose Cardenal, R (1, 9) Bill North, S (9, 9) OBP: 0.256, SLG: 0.194	0-0 1-3 S 1B 1B		0-0 5-3			0-0 2B		BBBB 4-0 1B FC5-2-5-1 BB		3 0	1 0	2 0	0 0	1 0	0 0	0 0
Billy Williams, L (1, 7) OBP: 0.393, SLG: 0.586	0-0 SF9 1-2 3-H		0-3 K			0-3 K		0-0 FC5-2-5-1 1-3 1B		3	1	1	1	0	2	1
Jim Hickman, R (1, 3) OBP: 0.375, SLG: 0.470	0-0 5-3			0-0 1-3		0-0 F7		0-0 FC5-2-5-1 1-3 3-H		4	1	0	0	0	0	4
Ron Santo, R (1, 5) OBP: 0.393, SLG: 0.497	0-0 2-H 1B			0-3 K			0-0 SH2-4 1B 1B	4-0 1B IBB		3	1	2	1	1	1	0
Rick Monday, L (1, 8) OBP: 0.365, SLG: 0.403	0-0 4-3			0-3 K			0-0 SH2-4 1-2	0-3 K		3	0	0	0	0	2	4
Glenn Beckert, R (1, 4) OBP: 0.290, SLG: 0.333		0-0 F8			0-0 E6 9-6-3		0-0 2-H 1B 1B	0-0 1-3 2-H 3-H 1B		4	1	2	3	0	0	0
Randy Hundley, R (1, 2) OBP: 0.261, SLG: 0.300		0-0 5-3			0-0 9-6-3 1-2f		0-0 SH2-4 2-H 1B			3	0	1	1	0	0	1
Bill Hands, R (1, 1) Rick Reuschel, R (7, 1) OBP: 0.171, SLG: 0.154 Jack Aker, R (8, 1)		0-0 6-3			0-3 K		0-0 SH2-4 1-2			2 0 0	0 0 0	0 0 0	0 0 0	0 0 0	1 0 0	0 0 0
Inning Stats	R: 2 E: 0 K: 0 S: 6 H: 3 LOB: 1 BB: 0 P: 6	R: 0 E: 0 K: 0 S: 3 H: 0 LOB: 0 BB: 0 P: 3	R: 0 E: 0 K: 1 S: 5 H: 0 LOB: 0 BB: 0 P: 5	R: 0 E: 0 K: 2 S: 7 H: 0 LOB: 0 BB: 0 P: 7	R: 0 E: 1 K: 1 S: 5 H: 0 LOB: 0 BB: 0 P: 5	R: 0 E: 0 K: 1 S: 6 H: 1 LOB: 1 BB: 0 P: 6	R: 2 E: 0 K: 0 S: 6 H: 3 LOB: 1 BB: 0 P: 6	R: 2 E: 0 K: 1 S: 6 H: 2 LOB: 2 BB: 2 P: 14		1B: 8 2B: 2 3B: 0 HR: 0	SF: 1 SAC: 2 DP: 1 HBP: 0					

PITCHER		IP	WLS	BF	H	R	ER	SO	BB	IBB	HBP	BLK	WP	HR	S	P	ERA	WHIP
Jim McAndrew, R ERA: 2.34	(1, 1)	2.0	L	9	3	2	2	0	0	0	0	0	0	0	9	9	9.00	1.500
Ray Sadecki, L ERA: 2.84	(3, 1)	5.0		19	4	2	2	5	0	0	0	0	0	0	29	29	3.60	0.800
Tug McGraw, L ERA: 1.86	(8, 1)	1.0		6	2	2	2	1	1	1	0	0	0	0	6	14	18.00	3.000

PITCHER	IP	WLS	BF	H	R	ER	SO	BB	IBB	HBP	BLK	WP	HR	S	P	ERA	WHIP

BOTTOM

New York Mets @ Chicago Cubs

Wrigley Field, Chicago, IL

Sun Sep 17 1972, 3:33 AM CDT

Att. 24,445 - Sunny - 73 F

livebaseballscorecards.com

AB	29
R	6
H	9
RBI	6
BB	2
SO	6
LOB	11

WP: 0 PB: 0 SB: 1 CS: 0 PA: 34

Batter	1	2	3	4	5	6	7	8	9	AB	R	H	RBI	BB	SO	LOB
Rennie Stennett, R (1, 4) OBP: 0.306, SLG: 0.383	1B		FC6-4 FC5-4 1-2f		K			BB		3	0	1	0	1	1	1
Al Oliver, L (1, 8) OBP: 0.354, SLG: 0.443	P6		FC5-4 1-2f			K		F7		4	0	0	0	0	1	3
Roberto Clemente, R (1, 9) OBP: 0.364, SLG: 0.496	K		P4			1-3		FC4-6 1-2f		4	0	0	0	0	1	3
Manny Sanguillen, R (1, 2) OBP: 0.322, SLG: 0.411	5-3			6-3		6-3			F5	4	0	0	0	0	0	1
Richie Zisk, R (1, 7) OBP: 0.158, SLG: 0.111		5-3		5-3			FC6-4 1B		K	4	0	1	0	0	1	0
Richie Hebner, L (1, 5) OBP: 0.390, SLG: 0.522		4-3		1B			FC6-4 1-2f		1B 1B	4	0	2	0	0	0	1
Bob Robertson, R (1, 3) OBP: 0.292, SLG: 0.333		BB		5-3			K		1B 1-2	3	0	1	0	1	1	2
Gene Alley, R (1, 6) OBP: 0.318, SLG: 0.314		K			P8		F9		P4	4	0	0	0	0	1	4
Nelson Briles, R (1, 1) OBP: 0.191, SLG: 0.185			FC6-4 BB		P3			P5		2	0	0	0	1	0	0
Inning Stats	R: 0 E: 0 K: 1 S: 6 H: 1 LOB: 1 BB: 0 P: 6	R: 0 E: 0 K: 1 S: 5 H: 0 LOB: 1 BB: 1 P: 9	R: 0 E: 0 K: 0 S: 3 H: 0 LOB: 1 BB: 1 P: 7	R: 0 E: 0 K: 0 S: 4 H: 1 LOB: 1 BB: 0 P: 4	R: 0 E: 0 K: 1 S: 5 H: 0 LOB: 0 BB: 0 P: 5	R: 0 E: 0 K: 1 S: 5 H: 0 LOB: 0 BB: 0 P: 5	R: 0 E: 0 K: 1 S: 6 H: 1 LOB: 1 BB: 0 P: 6	R: 0 E: 0 K: 0 S: 3 H: 0 LOB: 1 BB: 1 P: 7	R: 0 E: 0 K: 1 S: 7 H: 2 LOB: 2 BB: 0 P: 7	1B: 5 2B: 0 3B: 0 HR: 0 SF: 0 SAC: 0 DP: 0 HBP: 0	WP: 0 PB: 0 SB: 0 CS: 0 PA: 35					

PITCHER		IP	WLS	BF	H	R	ER	SO	BB	IBB	HBP	BLK	WP	HR	S	P	ERA	WHIP
Jon Matlack, L ERA: 2.41	(1, 1)	9.0	W	35	5	0	0	6	3	0	0	0	0	0	44	56	0.00	0.889

PITCHER	IP	WLS	BF	H	R	ER	SO	BB	IBB	HBP	BLK	WP	HR	S	P	ERA	WHIP

TOP

Pittsburgh Pirates @ New York Mets

Shea Stadium, Flushing, NY

Mon Sep 18 1972, 7:05 PM EDT

Att. 15,622 - Unknown

livebaseballscorecards.com

AB	32
R	0
H	5
RBI	0
BB	3
SO	6
LOB	15

Batter	1	2	3	4	5	6	7	8	9	AB	R	H	RBI	BB	SO	LOB
Wayne Garrett, L (1, 5) OBP: 0.378, SLG: 0.305	0-0 1B		0-0 4-3			0-0 1B		0-3 K		4	0	3	0	0	1	1
Ken Boswell, L (1, 4) OBP: 0.266, SLG: 0.318	0-0 P6		0-0 4-3 1-2			0-0 G4-6-3 1-2 1B		0-0 F8		4	0	1	0	0	0	3
Ted Martinez, R (9, 4) OBP: 0.248, SLG: 0.266										0	0	0	0	0	0	0
John Milner, L (1, 7) OBP: 0.357, SLG: 0.459	0-0 P8		0-0 4-1			0-0 F9		0-3 K		4	0	0	0	0	1	5
Rusty Staud, L (1, 9) OBP: 0.378, SLG: 0.472	0-0 1-3 1B			0-3 K		0-0 G4-6-3 1-2f			0-0 SH1-4 1B	4	1	2	0	0	1	2
Cleon Jones, R (1, 8) OBP: 0.313, SLG: 0.344	0-3 K			0-0 1-3			0-0 5-3		0-0 SH1-4 1-2	3	0	0	0	0	1	2
Ed Kranepool, L (1, 3) OBP: 0.337, SLG: 0.392		0-0 3-1		0-0 4-3			0-0 F8		4-0 IBB	3	0	0	0	1	0	0
Duffy Dyer, R (1, 2) OBP: 0.315, SLG: 0.397		0-3 K	0-0 F8				0-0 E4		0-0 1-3 2-H 1B	4	0	1	1	0	1	0
Bud Harrelson, S (1, 6) OBP: 0.319, SLG: 0.274		0-0 5-3	0-0 F8				0-0 F8			3	0	0	0	0	0	1
Jon Matlack, L (1, 1) OBP: 0.241, SLG: 0.157			0-3 K			0-3 K		4-0 BB		2	0	0	0	1	2	0
Inning Stats	R: 0 E: 0 K: 1 S: 7 H: 2 LOB: 2 BB: 0 P: 7	R: 0 E: 0 K: 1 S: 5 H: 0 LOB: 0 BB: 0 P: 5	R: 0 E: 0 K: 1 S: 6 H: 1 LOB: 1 BB: 0 P: 6	R: 0 E: 0 K: 1 S: 5 H: 0 LOB: 0 BB: 0 P: 5	R: 0 E: 0 K: 1 S: 5 H: 0 LOB: 0 BB: 0 P: 5	R: 0 E: 0 K: 0 S: 4 H: 2 LOB: 1 BB: 0 P: 4	R: 0 E: 1 K: 0 S: 4 H: 0 LOB: 1 BB: 0 P: 4	R: 0 E: 0 K: 2 S: 7 H: 0 LOB: 1 BB: 1 P: 11	R: 1 E: 0 K: 0 S: 3 H: 2 LOB: 2 BB: 1 P: 7	1B: 7 2B: 0 3B: 0 HR: 0	SF: 0 SAC: 1 DP: 1 HBP: 0						

BOTTOM

Pittsburgh Pirates @ New York Mets

Shea Stadium, Flushing, NY

Mon Sep 18 1972, 7:05 PM EDT

Att. 15,622 - Unknown

livebaseballscorecards.com

AB	31
R	1
H	7
RBI	1
BB	2
SO	7
LOB	14

WP: 0 PB: 0 SB: 0 CS: 0 PA: 34

PITCHER		IP	WLS	BF	H	R	ER	SO	BB	IBB	HBP	BLK	WP	HR	S	P	ERA	WHIP
Nelson Briles, R ERA: 3.25	(1, 1)	8.1	L	34	7	1	1	7	1	1	0	0	0	0	46	54	1.08	0.960

PITCHER	IP	WLS	BF	H	R	ER	SO	BB	IBB	HBP	BLK	WP	HR	S	P	ERA	WHIP

Batter	1	2	3	4	5	6	7	8	9	AB	R	H	RBI	BB	SO	LOB
Rennie Stennett, R (1, 4) OBP: 0.305, SLG: 0.382	S S S 0-3 ① K		x 0-0 ① F2		x 0-0 1-2 2B 1B		x 0-0 ② 5-3			4	1	1	0	0	1	1
Al Oliver, L (1, 8) OBP: 0.354, SLG: 0.442	x 0-0 ② F7		x 0-0 G4-6-3 1B		x 0-0 ② F7		S S S 0-3 ③ K			4	0	1	0	0	1	3
Roberto Clemente, R (1, 9) OBP: 0.362, SLG: 0.496	x 0-0 ③ 2-3		x 0-0 ② ③ G4-6-3 1-2f		x 0-0 1-H 2-H 2B			x 0-0 ① 4-3		4	0	1	2	0	0	1
Richie Zisk, R (1, 7) OBP: 0.174, SLG: 0.182		x 0-0 HR 2B		x 0-0 ① 5-3	x 0-0 ③ 5-3			x 0-0 ② P6		4	1	1	0	0	0	1
Manny Sanguillen, R (1, 2) OBP: 0.324, SLG: 0.410		x 0-0 HR 1B		B B B B 4-0 WP BB		x 0-0 ① F7		x 0-0 ③ 6-3		3	1	1	0	1	0	0
Richie Hebner, L (1, 5) OBP: 0.386, SLG: 0.516		x 0-0 ① F8		x 0-0 ② P6 1-2		x 0-0 ② F8			S S S 0-3 ① K	4	0	0	0	0	1	3
Bob Robertson, R (1, 3) OBP: 0.292, SLG: 0.343		x 0-0 1-H 2-H HR		S S S 0-3 ③ K		x 0-0 ③ 6-3			S S S 0-3 ② K	4	1	1	3	0	2	1
Gene Alley, R (1, 6) OBP: 0.317, SLG: 0.313		x 0-0 ② 6-3			x 0-0 ① 1-3		x 0-0 SH3-4 1B		x 0-0 ③ 6-3	4	0	1	0	0	0	0
Bob Moose, R (1, 1) OBP: 0.257, SLG: 0.200		S S S 0-3 ③ K			H 1-0 1B 2B HBP		x 0-0 ① SH3-4 1-2			1	1	0	0	0	1	0
Inning Stats	R: 0 E: 0 K: 1 S: 5 H: 0 LOB: 0 BB: 0 P: 5	R: 3 E: 0 K: 1 S: 8 H: 3 LOB: 0 BB: 0 P: 8	R: 0 E: 0 K: 0 S: 3 H: 1 LOB: 0 BB: 0 P: 3	R: 0 E: 0 K: 1 S: 5 H: 0 LOB: 1 BB: 1 P: 9	R: 2 E: 0 K: 0 S: 5 H: 2 LOB: 1 BB: 0 P: 6	R: 0 E: 0 K: 0 S: 3 H: 0 LOB: 0 BB: 0 P: 3	R: 0 E: 0 K: 1 S: 6 H: 1 LOB: 1 BB: 0 P: 6	R: 0 E: 0 K: 0 S: 3 H: 0 LOB: 0 BB: 0 P: 3	R: 0 E: 0 K: 2 S: 7 H: 0 LOB: 0 BB: 0 P: 7	1B: 4 2B: 2 3B: 0 HR: 1 SF: 0 SAC: 1 DP: 1 HBP: 1						

TOP

Pittsburgh Pirates @ New York Mets

Shea Stadium, Flushing, NY

Tue Sep 19 1972, 7:05 PM EDT

Att. 15,537 - Unknown

livebaseballscorecards.com

AB	32
R	5
H	7
RBI	5
BB	1
SO	6
LOB	10

	WP: 1	PA: 35
	PB: 0	
	SB: 0	
	CS: 0	

PITCHER		IP	WLS	BF	H	R	ER	SO	BB	IBB	HBP	BLK	WP	HR	S	P	ERA	WHIP
Jerry Koosman, L ERA: 4.4	(1, 1)	5.0	L	22	6	5	5	3	1	0	1	0	1	1	26	31	9.00	1.400
Tommy Moore, R ERA: 5.4	(6, 1)	2.0		7	1	0	0	1	0	0	0	0	0	0	9	9	0.00	0.500
Danny Frisella, R ERA: 3.61	(8, 1)	1.0		3	0	0	0	0	0	0	0	0	0	0	3	3	0.00	0.000
Brent Strom, L ERA: 7.43	(9, 1)	1.0		3	0	0	0	2	0	0	0	0	0	0	7	7	0.00	0.000

PITCHER	IP	WLS	BF	H	R	ER	SO	BB	IBB	HBP	BLK	WP	HR	S	P	ERA	WHIP

Batter	1	2	3	4	5	6	7	8	9	AB	R	H	RBI	BB	SO	LOB
Wayne Garrett, L (1, 5) OBP: 0.373, SLG: 0.300	4-3		P6		F8			F8		4	0	0	0	0	0	0
Ken Boswell, L (1, 4) OBP: 0.266, SLG: 0.318	4-3		1B			G3		1-3		4	0	1	0	0	0	0
John Milner, L (1, 7) OBP: 0.354, SLG: 0.455	K		4-3			4-3		K		3	0	0	0	0	1	1
Danny Frisella, L (8, 1) OBP: 0.333, SLG: 0.333										0	0	0	0	0	0	0
Jim Beauchamp, R (8, PH) OBP: 0.284, SLG: 0.330										1	0	0	0	0	1	0
Brent Strom, R (9, 1)										0	0	0	0	0	0	0
Rusty Staub, L (1, 9) OBP: 0.383, SLG: 0.479		FC6-4 1B		F9 3-1 2B		BB			4-3	3	1	2	0	1	0	0
Cleon Jones, R (1, 8) OBP: 0.312, SLG: 0.343		FC6-4 1-3 1B 1-2f		F9 2-3		K			1B	4	0	1	0	0	1	3
Ed Kranepool, L (1, 3) OBP: 0.335, SLG: 0.390		1-3 1-2 1B		3-1 3-H			E7 G6-4-3		F8	4	0	1	1	0	0	1
Duffy Dyer, R (1, 2) OBP: 0.311, SLG: 0.392		1-3 1-2 2-3		F2			G6-4-3 1-2f		5-3	4	0	0	0	0	0	4
Bud Harrelson, S (1, 6) OBP: 0.319, SLG: 0.274		K			4-3		1B			3	0	1	0	0	1	2
Jerry Koosman, R (1, 1) OBP: 0.095, SLG: 0.095			5-3		F8		F8			1	0	0	0	0	0	0
Bill Sudakis, S (5, PH) OBP: 0.182, SLG: 0.100										1	0	0	0	0	0	0
Tommy Moore, R (6, 1)										0	0	0	0	0	0	0
Dave Marshall, L (7, PH) OBP: 0.351, SLG: 0.368										1	0	0	0	0	0	1
(8, 7)																
Inning Stats	R: 0 H: 0 E: 0 LOB: 0 K: 1 BB: 0 S: 5 P: 5	R: 0 H: 2 E: 0 LOB: 2 K: 1 BB: 0 S: 7 P: 7	R: 0 H: 1 E: 0 LOB: 1 K: 0 BB: 0 S: 4 P: 4	R: 1 H: 1 E: 0 LOB: 0 K: 0 BB: 0 S: 4 P: 4	R: 0 H: 0 E: 0 LOB: 0 K: 0 BB: 0 S: 3 P: 3	R: 0 H: 0 E: 0 LOB: 1 K: 1 BB: 1 S: 5 P: 9	R: 0 H: 1 E: 1 LOB: 1 K: 0 BB: 0 S: 4 P: 4	R: 0 H: 0 E: 0 LOB: 0 K: 1 BB: 0 S: 5 P: 5	R: 0 H: 1 E: 0 LOB: 1 K: 0 BB: 0 S: 4 P: 4	1B: 5 SF: 0 2B: 1 SAC: 0 3B: 0 DP: 1 HR: 0 HBP: 0							

PITCHER		IP	WLS	BF	H	R	ER	SO	BB	IBB	HBP	BLK	WP	HR	S	P	ERA	WHIP
Bob Moose, R ERA: 2.99	(1, 1)	9.0	W	34	6	1	1	4	1	0	0	0	0	0	41	45	1.00	0.778

PITCHER	IP	WLS	BF	H	R	ER	SO	BB	IBB	HBP	BLK	WP	HR	S	P	ERA	WHIP

BOTTOM

Pittsburgh Pirates @ New York Mets

Shea Stadium, Flushing, NY

Tue Sep 19 1972, 7:05 PM EDT

Att. 15,537 - Unknown

livebaseballscorecards.com

AB	33
R	1
H	6
RBI	1
BB	1
SO	4
LOB	12

Batter	1	2	3	4	5	6	7	8	9	AB	R	H	RBI	BB	SO	LOB
Vic Davalillo, L (1, 7) (6, 8) OBP: 0.366, SLG: 0.420	x 0-0 1B 3B		x 0-0 6-3 ③			S S S 0-3 K ①		B B B 4-0 BB		3	1	1	0	1	1	0
Rennie Stennett, R (1, 4) OBP: 0.308, SLG: 0.386	x 0-0 CS 1B 3-H			S S S 0-3 K ①		x 0-0 2B		x 0-0 4-3 ③		4	0	2	1	0	1	1
Roberto Clemente, R (1, 9) OBP: 0.359, SLG: 0.490	S S S 0-3 K ①			x 0-0 4-3 ②		S S S 0-3 K ②			S S S 0-3 K ①	4	0	0	0	0	3	2
Willie Stargell, L (1, 3) OBP: 0.386, SLG: 0.586	S S S 0-3 K ② ③ 1-2			x 0-0 F7 ③		S S S 0-3 K ③			S S S 0-3 K ②	4	0	0	0	0	3	2
Al Oliver, L (1, 8) OBP: 0.354, SLG: 0.442		x 0-0 G3 ①			x 0-0 FC4-6 1B 1B		S S S 0-3 K ①		S S S 0-3 K ③	2	0	1	0	0	0	0
Richie Zisk, R (6, 7) OBP: 0.160, SLG: 0.167										2	0	0	0	0	2	0
Richie Hebner, L (1, 5) OBP: 0.386, SLG: 0.515		x 0-0 F7 ②			x 0-0 FC4-6 1-2 1B		x 0-0 F2 ②			3	0	1	0	0	0	0
Manny Sanguillen, R (1, 2) OBP: 0.322, SLG: 0.408		S S S 0-3 K ③			x 0-0 FC4-6 ① 1-2f 2-3		x 0-0 6-3 ③			3	0	0	0	0	1	2
Gene Alley, R (1, 6) OBP: 0.314, SLG: 0.310			S S S 0-3 K ①		S S S 0-3 K ②			x 0-0 G1 ①		3	0	0	0	0	2	2
Luke Walker, L (1, 1) OBP: 0.087, SLG: 0.045			S S S 0-3 K ②		x 0-0 5-3 ③			S S S 0-3 K ②		1	0	0	0	0	1	0
Jose Pagan, R (5, PH) OBP: 0.296, SLG: 0.426										1	0	0	0	0	0	2
Bob Johnson, L (5, 1) OBP: 0.167, SLG: 0.171										0	0	0	0	0	0	0
Milt May, L (8, PH) OBP: 0.333, SLG: 0.376										1	0	0	0	0	1	0
Bob Miller, R (8, 1)										0	0	0	0	0	0	0
Inning Stats	R: 1 E: 0 K: 2 S: 8 H: 2 LOB: 1 BB: 0 P: 8	R: 0 E: 0 K: 1 S: 5 H: 0 LOB: 0 BB: 0 P: 5	R: 0 E: 0 K: 2 S: 7 H: 0 LOB: 0 BB: 0 P: 7	R: 0 E: 0 K: 1 S: 5 H: 0 LOB: 0 BB: 0 P: 5	R: 0 E: 0 K: 1 S: 7 H: 2 LOB: 2 BB: 0 P: 7	R: 0 E: 0 K: 3 S: 10 H: 1 LOB: 1 BB: 0 P: 10	R: 0 E: 0 K: 1 S: 5 H: 0 LOB: 0 BB: 0 P: 5	R: 0 E: 0 K: 1 S: 5 H: 0 LOB: 1 BB: 1 P: 9	R: 0 E: 0 K: 3 S: 9 H: 0 LOB: 0 BB: 0 P: 9	1B: 3 2B: 2 3B: 1 HR: 0	SF: 0 SAC: 0 DP: 1 HBP: 0					

PITCHER	IP	WLS	BF	H	R	ER	SO	BB	IBB	HBP	BLK	WP	HR	S	P	ERA	WHIP
Tom Seaver, R (1, 1) ERA: 3.13	9.0	W	32	5	1	1	15	1	0	0	0	0	0	61	65	1.00	0.667

PITCHER	IP	WLS	BF	H	R	ER	SO	BB	IBB	HBP	BLK	WP	HR	S	P	ERA	WHIP

TOP

Pittsburgh Pirates @ New York Mets

Shea Stadium, Flushing, NY

Wed Sep 20 1972, 7:05 PM EDT

Att. 15,147 - Unknown

livebaseballscorecards.com

AB	31
R	1
H	5
RBI	1
BB	1
SO	15
LOB	11

PA: 32

WP: 0 PB: 0 SB: 0 CS: 1

BOTTOM

Batter	1	2	3	4	5	6	7	8	9	AB	R	H	RBI	BB	SO	LOB
Tommie Agee, R (1, 8) OBP: 0.317, SLG: 0.368	5-3	K		5-3 1B		K				4	1	1	0	0	2	2
Bud Harrelson, S (1, 6) OBP: 0.316, SLG: 0.272	4-3		6-3	5-3		4-3				4	0	0	0	0	0	1
Jim Fregosi, R (1, 5) OBP: 0.313, SLG: 0.357 Wayne Garrett, L (8, 5) OBP: 0.373, SLG: 0.300	1B		3B	2-H			K			4 0	1 0	3 0	1 0	0 0	1 0	0 0
Cleon Jones, R (1, 7) OBP: 0.317, SLG: 0.344	1-3		3B	K			G6-4-3			2	1	1	0	2	1	1
Duffy Dyer, R (1, 2) OBP: 0.311, SLG: 0.397	4-3		1-H 2-H SF8		K		G6-4-3 1-2f			4	1	1	2	0	1	3
Jim Beauchamp, R (1, 3) OBP: 0.286, SLG: 0.333 Ed Kranepool, L (8, 3) OBP: 0.334, SLG: 0.389		F8	SF8 3-H		1B			3-1		2 1	0 0	1 0	1 0	0 0	0 0	0 0
Don Hahn, R (1, 9) OBP: 0.364, SLG: 0.222		1B	1B		G4-6-3 1-2			K		3	0	2	0	1	1	0
Ted Martinez, R (1, 4) OBP: 0.252, SLG: 0.269		1-2	F9		G4-6-3 1-2f			FC4		4	0	2	0	0	0	3
Tom Seaver, R (1, 1) OBP: 0.212, SLG: 0.338		K		K		K		FC4 1-2f		4	0	0	0	0	3	3
Inning Stats	R: 0 E: 0 K: 0 S: 5 H: 2 LOB: 2 BB: 0 P: 5	R: 0 E: 0 K: 2 S: 8 H: 1 LOB: 2 BB: 1 P: 12	R: 3 E: 0 K: 0 S: 6 H: 3 LOB: 1 BB: 1 P: 10	R: 1 E: 0 K: 2 S: 9 H: 2 LOB: 1 BB: 0 P: 9	R: 0 E: 0 K: 1 S: 6 H: 2 LOB: 1 BB: 0 P: 6	R: 0 E: 0 K: 2 S: 7 H: 0 LOB: 0 BB: 0 P: 7	R: 0 E: 0 K: 1 S: 4 H: 0 LOB: 0 BB: 1 P: 8	R: 0 E: 0 K: 1 S: 6 H: 1 LOB: 1 BB: 0 P: 6		1B: 9 2B: 1 3B: 1 HR: 0	SF: 1 SAC: 0 DP: 2 HBP: 0					

PITCHER		IP	WLS	BF	H	R	ER	SO	BB	IBB	HBP	BLK	WP	HR	S	P	ERA	WHIP
Luke Walker, L ERA: 3.72	(1, 1)	4.0	L	22	8	4	4	4	2	0	0	0	0	0	28	36	9.00	2.500
Bob Johnson, R ERA: 3.12	(5, 1)	3.0		10	2	0	0	4	1	0	0	0	0	0	17	21	0.00	1.000
Bob Miller, R ERA: 2.12	(8, 1)	1.0		4	1	0	0	1	0	0	0	0	0	0	6	6	0.00	1.000

PITCHER	IP	WLS	BF	H	R	ER	SO	BB	IBB	HBP	BLK	WP	HR	S	P	ERA	WHIP

Pittsburgh Pirates @ New York Mets

Shea Stadium, Flushing, NY

Wed Sep 20 1972, 7:05 PM EDT

Att. 15,147 - Unknown

livebaseballscorecards.com

AB	32
R	4
H	11
RBI	4
BB	3
SO	9
LOB	13

WP: 0 PB: 0 SB: 0 CS: 0 PA: 36

Batter	1	2	3	4	5	6	7	8	9	AB	R	H	RBI	BB	SO	LOB
Vic Davalillo, L (1, 7) OBP: 0.366, SLG: 0.420	F9		1B	G6-4-3 1B		4-3		FC6 1-2f		5	1	2	0	0	0	2
Rennie Stennett, R (1, 4) OBP: 0.309, SLG: 0.384	BBBB E PB S BB		1B 1-2 1B	G6-4-3 1-2f		K			F8	4	2	1	0	1	1	1
Roberto Clemente, R (1, 9) OBP: 0.359, SLG: 0.489	SSS K 1-H		1B 1-3 2-H 1B	1B 1B			L6		F7	5	1	2	1	0	1	0
Al Oliver, L (1, 8) OBP: 0.356, SLG: 0.442	1B		BBBB 1B BB	1-2 1B			4-3		6-3	4	1	2	0	1	0	0
Richie Hebner, L (1, 5) OBP: 0.385, SLG: 0.512	F8		1B 1-3 2-H 3-H 1B	P4			3-1			4	1	1	2	0	0	3
Milt May, L (1, 2) OBP: 0.331, SLG: 0.372		F9	F8 1B 1-2 3-H 1B		G3			F9		4	0	1	1	0	0	0
Bob Robertson, R (1, 3) OBP: 0.291, SLG: 0.341		SSS K	G6-4-3 1-2 2-H 1B		SSS K			SSS K		4	0	1	1	0	3	0
Gene Alley, R (1, 6) OBP: 0.315, SLG: 0.317 Jackie Hernandez, R (3, 6) OBP: 0.229, SLG: 0.253		3B	F8 2-3		5-3			BBBB 1B BB		2 1	0 0	1 0	0 0	0 1	0 0	2 0
Steve Blass, R (1, 1) OBP: 0.198, SLG: 0.203	G3		G6-4-3 1-2f			SSS K		FC6 1-2 1B		4	0	1	0	0	1	3
Inning Stats	R: 1 H: 1 E: 0 LOB: 1 K: 1 BB: 1 S: 6 P: 10	R: 0 H: 1 E: 0 LOB: 1 K: 1 BB: 0 S: 6 P: 6	R: 5 H: 6 E: 0 LOB: 1 K: 0 BB: 1 S: 8 P: 12	R: 0 H: 3 E: 0 LOB: 2 K: 0 BB: 0 S: 5 P: 5	R: 0 H: 0 E: 0 LOB: 0 K: 1 BB: 0 S: 5 P: 5	R: 0 H: 0 E: 0 LOB: 0 K: 2 BB: 0 S: 7 P: 7	R: 0 H: 0 E: 0 LOB: 0 K: 0 BB: 0 S: 3 P: 3	R: 0 H: 1 E: 0 LOB: 2 K: 1 BB: 1 S: 6 P: 10	R: 0 H: 0 E: 0 LOB: 0 K: 0 BB: 0 S: 3 P: 3	1B: 11 SF: 0 2B: 0 SAC: 0 3B: 1 DP: 2 HR: 0 HBP: 0						

TOP

Pittsburgh Pirates @ New York Mets

Shea Stadium, Flushing, NY

Thu Sep 21 1972, 7:05 PM EDT

Att. 10,991 - Unknown

livebaseballscorecards.com

AB	37
R	6
H	12
RBI	5
BB	3
SO	6
LOB	11

WP: 0 PA: 40
PB: 1
SB: 1
CS: 0

PITCHER		IP	WLS	BF	H	R	ER	SO	BB	IBB	HBP	BLK	WP	HR	S	P	ERA	WHIP
Gary Gentry, R ERA: 4.01	(1, 1)	2.0	L	12	5	4	4	2	1	0	0	0	0	0	15	19	18.00	3.000
Ray Sadecki, L ERA: 2.97	(3, 1)	3.0		14	6	2	2	1	1	0	0	0	0	0	15	19	6.00	2.333
Hank Webb, R ERA: 4.38	(6, 1)	2.0		6	0	0	0	2	0	0	0	0	0	0	10	10	0.00	0.000
Brent Strom, L ERA: 6.91	(8, 1)	2.0		8	1	0	0	1	1	0	0	0	0	0	9	13	0.00	1.000

PITCHER	IP	WLS	BF	H	R	ER	SO	BB	IBB	HBP	BLK	WP	HR	S	P	ERA	WHIP

Batter	1	2	3	4	5	6	7	8	9	AB	R	H	RBI	BB	SO	LOB
Wayne Garrett, L (1, 5) OBP: 0.375, SLG: 0.303	G4-6-3 1B		3-1		1B FC3-6 1B		4-3			4	1	2	0	0	0	0
Ken Boswell, L (1, 4) OBP: 0.266, SLG: 0.317	G4-6-3 1-2f			6-3	FC3-6 1-3 1B		G3			4	0	1	0	0	0	1
Ed Kranepool, L (1, 3) OBP: 0.333, SLG: 0.390	1-3			1B 2B	FC3-6 FC4-6 1-2f 3-H			F8		4	1	1	1	0	0	1
Rusty Staub, L (1, 9) OBP: 0.385, SLG: 0.477		BBBB E 6-3 BB		BB 1B 2-H 1B	FC4-6 1-2f			F9		3	0	1	1	1	0	1
Cleon Jones, R (1, 7) OBP: 0.316, SLG: 0.343		6-3 1-2		BB 1-2 1B		F8		K		4	0	1	0	0	1	1
Dave Schneck, L (1, 8) OBP: 0.255, SLG: 0.309		K 2-3		BBBB 1-2 2-3 BB		FC6-4 1B			BBBB FC1-6 BB	2	0	1	0	2	1	1
Joe Nolan, L (1, 2)		K		P4		F9			K	4	0	0	0	0	2	6
Bud Harrelson, S (1, 6) OBP: 0.314, SLG: 0.269			3-1	F8		FC6-4 1-2f			FC1-6 1-2f	4	0	0	0	0	0	5
Gary Gentry, R (1, 1) OBP: 0.173, SLG: 0.125			K		K		6-3		K	0	0	0	0	0	0	0
Ray Sadecki, L (3, 1) OBP: 0.154, SLG: 0.154										1	0	0	0	0	1	0
Don Hahn, R (5, PH) OBP: 0.333, SLG: 0.200										1	0	0	0	0	1	0
Hank Webb, R (6, 1)										0	0	0	0	0	0	0
Dave Marshall, L (7, PH) OBP: 0.349, SLG: 0.366										1	0	0	0	0	0	0
Brent Strom, R (8, 1)										0	0	0	0	0	0	0
Jim Beauchamp, R (9, PH) OBP: 0.283, SLG: 0.330										1	0	0	0	0	1	1
Inning Stats	R: 0 E: 0 K: 0 S: 3 H: 1 LOB: 0 BB: 0 P: 3	R: 0 E: 1 K: 2 S: 7 H: 0 LOB: 1 BB: 1 P: 11	R: 0 E: 0 K: 1 S: 5 H: 0 LOB: 0 BB: 0 P: 5	R: 1 E: 0 K: 0 S: 6 H: 3 LOB: 3 BB: 1 P: 10	R: 1 E: 0 K: 1 S: 7 H: 2 LOB: 1 BB: 0 P: 7	R: 0 E: 0 K: 0 S: 4 H: 1 LOB: 1 BB: 0 P: 4	R: 0 E: 0 K: 0 S: 3 H: 0 LOB: 0 BB: 0 P: 3	R: 0 E: 0 K: 1 S: 5 H: 0 LOB: 0 BB: 0 P: 5	R: 0 E: 0 K: 2 S: 7 H: 0 LOB: 1 BB: 1 P: 11	1B: 6 2B: 1 3B: 0 HR: 0 SF: 0 SAC: 0 DP: 1 HBP: 0						

PITCHER		IP	WLS	BF	H	R	ER	SO	BB	IBB	HBP	BLK	WP	HR	S	P	ERA	WHIP
Steve Blass, R ERA: 2.42	(1, 1)	9.0	W	36	7	2	2	7	3	0	0	0	0	0	47	59	2.00	1.111

PITCHER	IP	WLS	BF	H	R	ER	SO	BB	IBB	HBP	BLK	WP	HR	S	P	ERA	WHIP

BOTTOM

Pittsburgh Pirates @ New York Mets

Shea Stadium, Flushing, NY

Thu Sep 21 1972, 7:05 PM EDT

Att. 10,991 - Unknown

livebaseballscorecards.com

AB	33
R	2
H	7
RBI	2
BB	3
SO	7
LOB	17

WP: 0 PB: 0 SB: 0 CS: 0 PA: 36

Batter	1	2	3	4	5	6	7	8	9	10	11	AB	R	H	RBI	BB	SO	LOB
Denny Doyle, L (1, 4) OBP: 0.288, SLG: 0.295	F8		F7			K	P4			FC6-4 1-2f	F8	3	0	0	0	0	1	0
Terry Harmon, R (7, PH) OBP: 0.370, SLG: 0.345 (7, 4)												3	0	0	0	0	0	5
Larry Bowa, S (1, 6) OBP: 0.289, SLG: 0.320	F2		4-3			1B HBP	F5			K		3	0	0	0	0	0	1
Joe Lis, R (10, PH) OBP: 0.379, SLG: 0.429												1	0	0	0	0	1	1
Darrell Brandon, R (10, 1) OBP: 0.067, SLG: 0.067												0	0	0	0	0	0	0
Don Money, R (1, 5) OBP: 0.278, SLG: 0.331 (10, 6)	BB		6-3			1B 1-2		K		F3		4	0	1	0	1	1	1
Willie Montanez, L (1, 3) OBP: 0.327, SLG: 0.414	F7			G3		F7		K			1B E BB	3	0	0	0	0	0	3
Roger Freed, R (6, 9) OBP: 0.370, SLG: 0.439				F8		F8		6-3				1	0	0	0	1	1	0
Oscar Gamble, L (11, PR) OBP: 0.335, SLG: 0.331 (11, 9)				G3								0	1	0	0	0	0	0
Greg Luzinski, R (1, 7) OBP: 0.325, SLG: 0.439		F3									K	5	0	0	0	0	1	3
Tom Hutton, L (1, 9) OBP: 0.359, SLG: 0.358 (6, 3)		HR S 1B					3B BB		4-3		IBB E 1-3 1B	4	2	2	0	1	0	0
Bill Robinson, R (1, 8) OBP: 0.248, SLG: 0.400		HR 1-H			K		SF7 3B 1-H		6-3		E6 IBB 1-2 3-H	5	2	2	3	0	1	1
Bob Boone, R (1, 2) OBP: 0.321, SLG: 0.417		F8			F9		SF7 3-H		6-3		IBB 1-2 2-3	3	0	0	1	1	0	0
Ken Reynolds, L (1, 1) OBP: 0.225, SLG: 0.211		F5			K		2B			EC6-4 BB	K	3	0	1	0	0	1	0
Deron Johnson, R (10, PH) OBP: 0.290, SLG: 0.336												0	0	0	0	1	0	0
Pete Koegel, R (10, PR) OBP: 0.226, SLG: 0.188												0	0	0	0	0	0	0
Mike Schmidt, R (10, 5) OBP: 0.348, SLG: 0.368												1	0	0	0	0	1	3
Inning Stats	R: 0 E: 0 K: 0 S: 3 / H: 0 LOB: 1 BB: 1 P: 7	R: 2 E: 0 K: 0 S: 5 / H: 2 LOB: 0 BB: 0 P: 5	R: 0 E: 0 K: 0 S: 3 / H: 0 LOB: 0 BB: 0 P: 3	R: 0 E: 0 K: 0 S: 3 / H: 0 LOB: 0 BB: 0 P: 3	R: 0 E: 0 K: 2 S: 7 / H: 0 LOB: 0 BB: 0 P: 7	R: 0 E: 0 K: 1 S: 6 / H: 1 LOB: 2 BB: 0 P: 7	R: 2 E: 0 K: 0 S: 5 / H: 2 LOB: 1 BB: 1 P: 9	R: 0 E: 0 K: 2 S: 7 / H: 0 LOB: 0 BB: 0 P: 7	R: 0 E: 0 K: 0 S: 3 / H: 0 LOB: 0 BB: 0 P: 3	R: 0 E: 0 K: 1 S: 5 / H: 0 LOB: 1 BB: 1 P: 9	R: 1 E: 1 K: 2 S: 9 / H: 1 LOB: 3 BB: 2 P: 17	1B: 3 2B: 1 3B: 1 HR: 1 / SF: 1 SAC: 0 DP: 0 HBP: 1						

PITCHER	IP	WLS	BF	H	R	ER	SO	BB	IBB	HBP	BLK	WP	HR	S	P	ERA	WHIP
Jim McAndrew, R (1, 1) ERA: 2.48	6.1		27	5	4	4	3	2	0	1	0	0	1	30	39	5.68	1.105
Tug McGraw, L (7, 1) ERA: 1.77	4.2	L	19	1	1	0	5	2	1	0	0	0	0	26	38	0.00	0.643

PITCHER	IP	WLS	BF	H	R	ER	SO	BB	IBB	HBP	BLK	WP	HR	S	P	ERA	WHIP

TOP

Philadelphia Phillies @ New York Mets

Shea Stadium, Flushing, NY

Fri Sep 22 1972, 7:05 PM EDT

Att. 15,265 - Unknown

livebaseballscorecards.com

AB	39
R	5
H	6
RBI	4
BB	5
SO	8
LOB	18

1B: 3	SF: 1
2B: 1	SAC: 0
3B: 1	DP: 0
HR: 1	HBP: 1

WP: 0	PA: 46
PB: 0	
SB: 1	
CS: 0	

Philadelphia Phillies @ New York Mets

Shea Stadium, Flushing, NY

Fri Sep 22 1972, 7:05 PM EDT
Att. 15,265 - Unknown

livebaseballscorecards.com

Batter	1	2	3	4	5	6	7	8	9	10	11	AB	R	H	RBI	BB	SO	LOB
Tommie Agee, R (1, 8) OBP: 0.316, SLG: 0.365	F4		F8		K		F9			E S 1B		5	0	1	0	0	1	1
Bud Harrelson, S (1, 6) OBP: 0.310, SLG: 0.266	F8		K		L6			F7		K 1-3		5	0	0	0	0	2	2
Jim Fregosi, R (1, 5) OBP: 0.314, SLG: 0.354	F7			1B HR BB		F9		FC6-4 BB		K		3	1	0	0	2	1	1
Cleon Jones, R (1, 7) OBP: 0.315, SLG: 0.341		F8		1-2 HR 1B		F9		FC6-4 1-2f			F9	5	1	1	0	0	0	1
Jim Beauchamp, R (1, 3) OBP: 0.293, SLG: 0.366		HR		F9		BB 1B		F8			F8	3	1	2	1	0	0	2
Ed Kranepool, L (7, 3) OBP: 0.331, SLG: 0.388												2	0	0	0	0	0	1
Bill Sudakis, S (1, 2) OBP: 0.211, SLG: 0.206		K		1-H 2-H HR		FC6-4 1-2 BB			K		4-3	4	1	1	3	1	2	0
Don Hahn, R (1, 9) OBP: 0.250, SLG: 0.143		F7		6-3		FC6-4 1-2f			6-3			4	0	0	0	0	0	2
Ted Martinez, R (1, 4) OBP: 0.252, SLG: 0.268			SH3-4 1B	F8			K		K			4	0	1	0	0	2	0
Jim McAndrew, R (1, 1) OBP: 0.136, SLG: 0.050			SH3-4 1-2		6-3		F8			F8		1	0	0	0	0	0	0
Tug McGraw, R (7, 1) OBP: 0.182, SLG: 0.100												2	0	0	0	0	0	0

Inning Stats	1	2	3	4	5	6	7	8	9	10	11	1B: 4	SF: 0	WP: 0	PA: 42
	R: 0 H: 0 E: 0 LOB: 0 K: 0 BB: 0 S: 3 P: 3	R: 1 H: 1 E: 0 LOB: 0 K: 1 BB: 0 S: 6 P: 6	R: 0 H: 1 E: 0 LOB: 1 K: 1 BB: 0 S: 6 P: 6	R: 3 H: 2 E: 0 LOB: 0 K: 0 BB: 1 S: 5 P: 9	R: 0 H: 0 E: 0 LOB: 0 K: 1 BB: 0 S: 5 P: 5	R: 0 H: 1 E: 0 LOB: 2 K: 0 BB: 1 S: 4 P: 8	R: 0 H: 0 E: 0 LOB: 0 K: 1 BB: 0 S: 5 P: 5	R: 0 H: 0 E: 0 LOB: 1 K: 0 BB: 1 S: 3 P: 7	R: 0 H: 0 E: 0 LOB: 0 K: 2 BB: 0 S: 7 P: 7	R: 0 H: 1 E: 0 LOB: 1 K: 2 BB: 0 S: 8 P: 8	R: 0 H: 0 E: 0 LOB: 0 K: 0 BB: 0 S: 3 P: 3	2B: 0 SAC: 1 3B: 0 DP: 0 HR: 2 HBP: 0	PB: 0 SB: 1 CS: 0

PITCHER	IP	WLS	BF	H	R	ER	SO	BB	IBB	HBP	BLK	WP	HR	S	P	ERA	WHIP
Ken Reynolds, L (1, 1) ERA: 3.93	9.0		35	5	4	4	6	3	0	0	0	0	2	44	56	4.00	0.889
Darrell Brandon, R (10, 1) ERA: 3.42	2.0	W	7	1	0	0	2	0	0	0	0	0	0	11	11	0.00	0.500

PITCHER	IP	WLS	BF	H	R	ER	SO	BB	IBB	HBP	BLK	WP	HR	S	P	ERA	WHIP

Batter	1	2	3	4	5	6	7	8	9	AB	R	H	RBI	BB	SO	LOB
Terry Harmon, R (1, 4) OBP: 0.368, SLG: 0.348	SSS 0-3 ① K		x 0-0 ②③ 3 1-2f			x 0-0 ② 5-3		x 0-0 2-H 2B		4	0	1	1	0	1	1
Larry Bowa, S (1, 6) OBP: 0.287, SLG: 0.318	x 0-0 ② 6-3			x 0-0 ① 5-3		x 0-0 ③ P5		SSS 0-3 ③ K		4	0	0	0	0	1	1
Don Money, R (1, 5) OBP: 0.276, SLG: 0.328	x 0-0 ③ 5-3			x 0-0 ② F8			x 0-0 ① F8		x 0-0 ① 5-3	4	0	0	0	0	0	0
Greg Luzinski, R (1, 7) OBP: 0.328, SLG: 0.441		x 0-0 ① 4-3		x 0-0 1B			x 0-0 FC6-4 1B		BBBB 4-0 2B E BB	3	1	2	0	1	0	0
Joe Lis, R (1, 3) OBP: 0.374, SLG: 0.422		x 0-0 ② F4		x 0-0 ③ P1			x 0-0 ② F3		x 0-0 ② P4	2	0	0	0	0	0	1
Barry Lersch, S (6, 1)										0	0	0	0	0	0	0
Mike Schmidt, R (7, PH) OBP: 0.333, SLG: 0.350										1	0	0	0	0	0	1
Dick Selma, R (7, 1) OBP: 0.238, SLG: 0.250										0	0	0	0	0	0	0
John Bateman, R (9, PH) OBP: 0.255, SLG: 0.295										1	0	0	0	0	0	1
Bill Robinson, R (1, 8) OBP: 0.255, SLG: 0.409		x 0-0 1B			x 0-0 ① 5-3		x 0-0 ③ FC6-4 1-2f		x 0-0 1-3 E 2B	4	1	2	0	0	0	1
Roger Freed, R (1, 9) OBP: 0.359, SLG: 0.424		SSS 0-3 ③ K			SSS 0-3 ② K			x 0-0 E6 G5-3 BB	x 0-0 2-H 3-H E5	4	0	0	0	0	2	1
Bob Boone, R (1, 2) OBP: 0.313, SLG: 0.370			x 0-0 ① 6-3		x 0-0 ③ F7			BBBB 4-0 1-2 G5-3 2B BB	x 0-0 ③ 4-3	3	1	0	0	1	0	1
Jim Nash, R (1, 1) OBP: 0.222, SLG: 0.176			BBBB 4-0 3 BB			x 0-0 ① 5-3		x 0-0 ①② G5-3 1-2 2-3f		0	0	0	0	1	0	0
Deron Johnson, R (6, PH) OBP: 0.288, SLG: 0.333										2	0	0	0	0	0	2
(6, 3)																

TOP

Philadelphia Phillies @ New York Mets

Shea Stadium, Flushing, NY

Sat Sep 23 1972, 3:33 AM EDT

Att. 14,465 - Unknown

livebaseballscorecards.com

AB	32
R	3
H	5
RBI	1
BB	3
SO	4
LOB	10

Inning Stats	1	2	3	4	5	6	7	8	9
	R: 0 E: 0 K: 1 S: 5	H: 0 LOB: 0 BB: 0 P: 5	R: 0 E: 0 K: 1 S: 6	H: 1 LOB: 1 BB: 0 P: 6	R: 0 E: 0 K: 0 S: 2	H: 0 LOB: 0 BB: 1 P: 6	R: 0 E: 0 K: 0 S: 4	H: 1 LOB: 1 BB: 0 P: 4	R: 0 E: 0 K: 1 S: 5	H: 0 LOB: 0 BB: 0 P: 5	R: 0 E: 0 K: 0 S: 3	H: 0 LOB: 0 BB: 0 P: 3	R: 0 E: 0 K: 0 S: 4	H: 1 LOB: 1 BB: 0 P: 4	R: 1 E: 1 K: 1 S: 6	H: 1 LOB: 1 BB: 1 P: 10	R: 2 E: 1 K: 0 S: 5	H: 1 LOB: 1 BB: 1 P: 9

| | | | | | | | | | | | | | | | |

Batter	1	2	3	4	5	6	7	8	9	AB	R	H	RBI	BB	SO	LOB
Wayne Garrett, L (1, 5) OBP: 0.375, SLG: 0.303	F9		1B SF9 1B	SF8 3-H			BBBB SH1-3 BB	4-3		3	1	1	1	1	0	1
Ken Boswell, L (1, 4) OBP: 0.266, SLG: 0.315	BBBB 2B SF9 BB		F8	1-3			SH1-3 1-2			2	1	0	0	1	0	3
Ed Kranepool, L (1, 3) OBP: 0.333, SLG: 0.392	1-3 2B		1-3 1B		3-1		F8			4	0	2	0	0	0	1
Rusty Staub, L (1, 9) OBP: 0.383, SLG: 0.473	BBBB BB		SF9 3-H		F8		4-3			2	0	0	1	1	0	1
Cleon Jones, R (1, 7) OBP: 0.314, SLG: 0.343	SF9 3-H		4-3		6-3			3B 2B		3	1	1	1	0	0	1
Dave Schneck, L (1, 8) OBP: 0.255, SLG: 0.327	G3 3-H			SSS K		F9		SF9 2-H 3B		4	1	1	1	0	1	2
Duffy Dyer, R (1, 2) OBP: 0.310, SLG: 0.394		4-3		1B SF8 HBP		F6		SF9 3-H		2	1	0	1	0	0	0
Ted Martinez, R (1, 6) OBP: 0.258, SLG: 0.275		6-3		BB 1-3 1B		1B		SH1-3 1B		4	0	3	0	0	0	0
Jon Matlack, L (1, 1) OBP: 0.244, SLG: 0.153		1-3		BBBB 1-2 BB		SSS K		SH1-3 1-2		2	0	0	0	1	1	1
Inning Stats	R: 1 E: 0 K: 0 S: 4 H: 1 LOB: 2 BB: 2 P: 12	R: 0 E: 0 K: 0 S: 3 H: 0 LOB: 0 BB: 0 P: 3	R: 1 E: 0 K: 0 S: 5 H: 2 LOB: 1 BB: 0 P: 5	R: 1 E: 0 K: 1 S: 6 H: 1 LOB: 2 BB: 1 P: 11	R: 0 E: 0 K: 0 S: 3 H: 0 LOB: 0 BB: 0 P: 3	R: 0 E: 0 K: 1 S: 6 H: 1 LOB: 1 BB: 0 P: 6	R: 0 E: 0 K: 0 S: 3 H: 0 LOB: 1 BB: 0 P: 7	R: 2 E: 0 K: 0 S: 6 H: 3 LOB: 1 BB: 0 P: 6		1B: 5 2B: 2 3B: 1 HR: 0	SF: 4 SAC: 2 DP: 0 HBP: 1		WP: 0 PB: 0 SB: 0 CS: 0	PA: 37		

BOTTOM

Philadelphia Phillies @ New York Mets

Shea Stadium, Flushing, NY

Sat Sep 23 1972, 3:33 AM EDT

Att. 14,465 - Unknown

livebaseballscorecards.com

AB	26
R	5
H	8
RBI	5
BB	4
SO	2
LOB	10

PITCHER		IP	WLS	BF	H	R	ER	SO	BB	IBB	HBP	BLK	WP	HR	S	P	ERA	WHIP
Jim Nash, R ERA: 5.65	(1, 1)	5.0	L	23	4	3	3	1	3	0	1	0	0	0	21	34	5.40	1.400
Barry Lersch, R ERA: 3.59	(6, 1)	1.0		4	1	0	0	1	0	0	0	0	0	0	6	6	0.00	1.000
Dick Selma, R ERA: 5.59	(7, 1)	2.0		10	3	2	2	0	1	0	0	0	0	0	9	13	9.00	2.000

PITCHER	IP	WLS	BF	H	R	ER	SO	BB	IBB	HBP	BLK	WP	HR	S	P	ERA	WHIP

Batter	1	2	3	4	5	6	7	8	9	AB	R	H	RBI	BB	SO	LOB
Denny Doyle, L (1, 4) OBP: 0.290, SLG: 0.297	F8		1B			6-3 SH5-3 1B		F7		4	0	2	0	0	0	1
Larry Bowa, S (1, 6) OBP: 0.286, SLG: 0.316	K		F3			SH5-3 1-2		F4 1-2		3	0	0	0	0	1	2
Tom Hutton, L (1, 9) OBP: 0.355, SLG: 0.354	1-3			F7		6-3 2-3		K		4	0	0	0	0	1	2
Willie Montanez, L (1, 3) OBP: 0.326, SLG: 0.412		K		BB		4-3			1-3	3	0	0	0	1	1	1
Greg Luzinski, R (1, 7) OBP: 0.327, SLG: 0.438		BB		K			F9		K	3	0	0	0	1	2	1
Bill Robinson, R (1, 8) OBP: 0.255, SLG: 0.425		K		K			HR		K	4	1	1	1	0	3	2
Don Money, R (1, 5) OBP: 0.274, SLG: 0.326		F7			F2		P4			3	0	0	0	0	0	1
John Bateman, R (1, 2) OBP: 0.256, SLG: 0.296			5-4 1B		4-3		1-3			3	0	1	0	0	0	0
Steve Carlton, L (1, 1) OBP: 0.222, SLG: 0.243			5-4 1-2f		F8			WP 1B		3	0	1	0	0	0	1
Inning Stats	R: 0 H: 0 E: 0 LOB: 0 K: 1 BB: 0 S: 5 P: 5	R: 0 H: 0 E: 0 LOB: 1 K: 2 BB: 1 S: 7 P: 11	R: 0 H: 2 E: 0 LOB: 1 K: 0 BB: 0 S: 4 P: 4	R: 0 H: 0 E: 0 LOB: 1 K: 2 BB: 1 S: 7 P: 11	R: 0 H: 0 E: 0 LOB: 0 K: 0 BB: 0 S: 3 P: 3	R: 0 H: 1 E: 0 LOB: 1 K: 0 BB: 0 S: 4 P: 4	R: 1 H: 1 E: 0 LOB: 0 K: 0 BB: 0 S: 4 P: 4	R: 0 H: 1 E: 0 LOB: 1 K: 1 BB: 0 S: 6 P: 6	R: 0 H: 0 E: 0 LOB: 0 K: 2 BB: 0 S: 7 P: 7	1B: 4 SF: 0 2B: 1 SAC: 1 3B: 0 DP: 1 HR: 1 HBP: 0						

TOP

Philadelphia Phillies @ New York Mets

Shea Stadium, Flushing, NY

Sun Sep 24 1972, 3:33 AM EDT

Att. 41,644 - Unknown

livebaseballscorecards.com

AB	30
R	1
H	5
RBI	1
BB	2
SO	8
LOB	11

WP: 1 PA: 33
PB: 0
SB: 0
CS: 0

PITCHER		IP	WLS	BF	H	R	ER	SO	BB	IBB	HBP	BLK	WP	HR	S	P	ERA	WHIP
Tom Seaver, R ERA: 3.06	(1, 1)	8.1	W	31	5	1	1	6	2	0	0	0	1	1	41	49	1.08	0.840
Tug McGraw, L ERA: 1.76	(9, 1)	0.2	S	2	0	0	0	2	0	0	0	0	0	0	6	6	0.00	0.000

PITCHER		IP	WLS	BF	H	R	ER	SO	BB	IBB	HBP	BLK	WP	HR	S	P	ERA	WHIP

Batter	1	2	3	4	5	6	7	8	9	AB	R	H	RBI	BB	SO	LOB
Tommie Agee, R (1, 8) OBP: 0.318, SLG: 0.374	HR		F3		F7			E2 SF8-5 1-3	1B	4	1	2	1	0	0	1
Lute Barnes, R (1, 4) OBP: 0.314, SLG: 0.359	2B		K			G1-6-3 1B		SF8-5 2-3 3-H		3	0	2	1	0	1	0
Jim Fregosi, R (1, 5) OBP: 0.314, SLG: 0.353 Wayne Garrett, L (9, 5) OBP: 0.375, SLG: 0.303	K			1B		G1-6-3 1-2f				3 0	0 0	1 0	0 0	0 0	1 0	2 0
Cleon Jones, R (1, 7) OBP: 0.312, SLG: 0.341	K			F8		1-3				3	0	0	0	0	1	2
Jim Beauchamp, R (1, 3) OBP: 0.286, SLG: 0.357 Ed Kranepool, L (9, 3) OBP: 0.333, SLG: 0.392	K			F8			K			3 0	0 0	0 0	0 0	0 0	2 0	2 0
Duffy Dyer, R (1, 2) OBP: 0.307, SLG: 0.390		K		F6			F9			3	0	0	0	0	1	1
Don Hahn, R (1, 9) OBP: 0.211, SLG: 0.118		F3			F8		K			3	0	0	0	0	1	0
Ted Martinez, R (1, 6) OBP: 0.262, SLG: 0.279		F3			1B			E 1B SF8-5 1B		3	1	2	0	0	0	0
Tom Seaver, R (1, 1) OBP: 0.205, SLG: 0.325 Tug McGraw, R (9, 1) OBP: 0.182, SLG: 0.100			K		F8			K		3 0	0 0	0 0	0 0	0 0	2 0	2 0
Inning Stats	R: 1 E: 0 K: 3 S: 11 H: 2 LOB: 1 BB: 0 P: 11	R: 0 E: 0 K: 1 S: 5 H: 0 LOB: 0 BB: 0 P: 5	R: 0 E: 0 K: 2 S: 7 H: 0 LOB: 0 BB: 0 P: 7	R: 0 E: 0 K: 0 S: 4 H: 1 LOB: 1 BB: 0 P: 4	R: 0 E: 0 K: 0 S: 4 H: 1 LOB: 1 BB: 0 P: 4	R: 0 E: 0 K: 0 S: 3 H: 1 LOB: 0 BB: 0 P: 3	R: 0 E: 0 K: 2 S: 7 H: 0 LOB: 0 BB: 0 P: 7	R: 1 E: 1 K: 1 S: 6 H: 2 LOB: 0 BB: 0 P: 6		1B: 5 2B: 2 3B: 0 HR: 1 SF: 1 SAC: 0 DP: 2 HBP: 0						

PITCHER	IP	WLS	BF	H	R	ER	SO	BB	IBB	HBP	BLK	WP	HR	S	P	ERA	WHIP
Steve Carlton, L (1, 1) ERA: 2.06	8.0	L	29	7	2	1	9	0	0	0	0	0	1	47	47	1.12	0.875

PITCHER	IP	WLS	BF	H	R	ER	SO	BB	IBB	HBP	BLK	WP	HR	S	P	ERA	WHIP

BOTTOM

Philadelphia Phillies @ New York Mets

Shea Stadium, Flushing, NY

Sun Sep 24 1972, 3:33 AM EDT

Att. 41,644 - Unknown

livebaseballscorecards.com

AB	28
R	2
H	7
RBI	2
BB	0
SO	9
LOB	10

WP: 0 PA: 29
PB: 0
SB: 0
CS: 0

Batter	1	2	3	4	5	6	7	8	9	AB	R	H	RBI	BB	SO	LOB
Wayne Garrett, L (1, 5) OBP: 0.374, SLG: 0.303	K		G3		E9 SF9 2-H 1B			K		4	1	1	1	0	2	1
Ken Boswell, L (1, 4) OBP: 0.266, SLG: 0.315	F9			E WP 1B 1B	SF9 3-H			F3		3	1	1	1	0	0	0
John Milner, L (1, 7) OBP: 0.351, SLG: 0.449	F9			P5 1-2	K			4-3		4	0	0	0	0	1	1
Rusty Staub, L (1, 9) OBP: 0.377, SLG: 0.465		4-3		E5 FC3-6 1B 2-3		F7			L4	4	0	0	0	0	0	1
Ed Kranepool, L (1, 3) OBP: 0.335, SLG: 0.394		4-3		FC3-6 1B 1-2 3-H		F5			WP 1B	4	0	2	1	0	0	0
Dave Schneck, L (1, 8) OBP: 0.245, SLG: 0.314		K		FC3-6 1-2f 2-3		F8			F8 1-2	4	0	0	0	0	1	3
Duffy Dyer, R (1, 2) OBP: 0.304, SLG: 0.385			F7	F7			6-3		F8	4	0	0	0	0	0	3
Bud Harrelson, S (1, 6) OBP: 0.313, SLG: 0.267			SH1-4 1B		SH3-4 E BB		F7			2	1	1	0	1	0	0
Jerry Koosman, R (1, 1) OBP: 0.093, SLG: 0.093 Tug McGraw, R (9, 1) OBP: 0.182, SLG: 0.100			SH1-4 1-2		SH3-4 1-2		K			1 0	0 0	0 0	0 0	0 0	1 0	0 0
Inning Stats	R: 0 E: 0 K: 1 S: 5 H: 0 LOB: 0 BB: 0 P: 5	R: 0 E: 0 K: 1 S: 5 H: 0 LOB: 0 BB: 0 P: 5	R: 0 E: 0 K: 0 S: 4 H: 1 LOB: 1 BB: 0 P: 4	R: 1 E: 1 K: 0 S: 6 H: 2 LOB: 2 BB: 0 P: 6	R: 2 E: 1 K: 1 S: 6 H: 1 LOB: 0 BB: 1 P: 10	R: 0 E: 0 K: 0 S: 3 H: 0 LOB: 0 BB: 0 P: 3	R: 0 E: 0 K: 1 S: 5 H: 0 LOB: 0 BB: 0 P: 5	R: 0 E: 0 K: 1 S: 5 H: 0 LOB: 0 BB: 0 P: 5	R: 0 E: 0 K: 0 S: 4 H: 1 LOB: 1 BB: 0 P: 4	1B: 5 2B: 0 3B: 0 HR: 0	SF: 1 SAC: 2 DP: 0 HBP: 0						

TOP

New York Mets @ St. Louis Cardinals

Busch Stadium, St. Louis, MO

Tue Sep 26 1972, 7:05 PM CDT

Att. 7,885 - Unknown

livebaseballscorecards.com

AB	30
R	3
H	5
RBI	3
BB	1
SO	5
LOB	9

WP: 2 PB: 0 SB: 0 CS: 0 PA: 34

PITCHER		IP	WLS	BF	H	R	ER	SO	BB	IBB	HBP	BLK	WP	HR	S	P	ERA	WHIP
Jim Bibby, R ERA: 3.51	(1, 1)	6.0	L	24	4	3	2	3	1	0	0	0	1	0	29	33	3.00	0.833
Al Hrabosky, L ERA:	(7, 1)	2.0		6	0	0	0	2	0	0	0	0	0	0	10	10	0.00	0.000
Rich Folkers, L ERA: 4.5	(9, 1)	1.0		4	1	0	0	0	0	0	0	0	1	0	4	4	0.00	1.000

PITCHER	IP	WLS	BF	H	R	ER	SO	BB	IBB	HBP	BLK	WP	HR	S	P	ERA	WHIP

BOTTOM

Batter	1	2	3	4	5	6	7	8	9	AB	R	H	RBI	BB	SO	LOB
Lou Brock, L (1, 7) OBP: 0.356, SLG: 0.394	SSS 0-3 ① K			SSS 0-3 ① K		x 0-0 ③ 1-3		BBBB 4-0 BB		3	0	0	0	1	2	1
Mike Tyson, R (1, 4) OBP: 0.185, SLG: 0.192	SSS 0-3 ② K			x 0-0 ② 4-3			x 0-0 ① F8	x 0-0 ③ 5-3		4	0	0	0	0	1	2
Luis Melendez, R (1, 9) OBP: 0.294, SLG: 0.336	SSS 0-3 ③ K			SSS 0-3 ③ K			BBBB 4-0 FC4-6 1B BB		x 0-0 ① F8	3	0	0	0	1	2	0
Joe Torre, R (1, 5) OBP: 0.363, SLG: 0.427		x 0-0 ① F7			x 0-0 ① F7		x 0-0 FC4-6 1-2 1B		x 0-0 ② F8	4	0	1	0	0	0	0
Ted Simmons, S (1, 3) OBP: 0.329, SLG: 0.454		x 0-0 ② 6-3			x 0-0 ② G3		x 0-0 ② FC4-6 1-2f 2-3		x 0-0 HR	4	1	1	1	0	0	2
Skip Jutze, R (1, 2) OBP: 0.250, SLG: 0.274 Don Durham, R (9, PR) OBP: 0.500, SLG: 0.929	SSS 0-3 ③ K				SSS 0-3 ③ K		SSS 0-3 ③ K		x 0-0 1B	4 0	0 0	1 0	0 0	0 0	3 0	2 0
Jorge Roque, R (1, 8) OBP: 0.167, SLG: 0.224			x 0-0 ① 5-3			BBBB 4-0 FC4-6 BB		x 0-0 3B	SSS 0-3 ③ K	3	0	1	0	1	1	1
Mick Kelleher, R (1, 6) OBP: 0.240, SLG: 0.222			x 0-0 ② G3			x 0-0 ① F8		x 0-0 ① P3		3	0	0	0	0	0	2
Jim Bibby, R (1, 1) OBP: 0.333, SLG: 0.143 Bill Stein, R (6, PH) OBP: 0.350, SLG: 0.500 Al Hrabosky, R (7, 1) Ted Sizemore, R (8, PH) OBP: 0.321, SLG: 0.337 Rich Folkers, L (9, 1)			SSS 0-3 ③ K			x 0-0 ② FC4-6 1-2f		SSS 0-3 ② K		1 1 0 1 0	0 0 0 0 0	0 0 0 0 0	0 0 0 0 0	1 0 0 1 0	0 0 0 1 0	0 1 0 1 0
Inning Stats	R: 0 E: 0 K: 3 S: 9 H: 0 LOB: 0 BB: 0 P: 9	R: 0 E: 0 K: 1 S: 5 H: 0 LOB: 0 BB: 0 P: 5	R: 0 E: 0 K: 1 S: 5 H: 0 LOB: 0 BB: 0 P: 5	R: 0 E: 0 K: 2 S: 7 H: 0 LOB: 0 BB: 0 P: 7	R: 0 E: 0 K: 1 S: 5 H: 0 LOB: 0 BB: 0 P: 5	R: 0 E: 0 K: 0 S: 3 H: 0 LOB: 1 BB: 1 P: 7	R: 0 E: 0 K: 1 S: 6 H: 1 LOB: 2 BB: 1 P: 10	R: 0 E: 0 K: 1 S: 6 H: 1 LOB: 2 BB: 1 P: 10	R: 1 E: 0 K: 1 S: 7 H: 2 LOB: 1 BB: 0 P: 7	1B: 2 2B: 0 3B: 1 HR: 1 SF: 0 SAC: 0 DP: 0 HBP: 0						

PITCHER		IP	WLS	BF	H	R	ER	SO	BB	IBB	HBP	BLK	WP	HR	S	P	ERA	WHIP
Jerry Koosman, L ERA: 4.21	(1, 1)	8.2	W	33	4	1	1	10	3	0	0	0	0	1	50	62	1.04	0.808
Tug McGraw, L ERA: 1.75	(9, 1)	0.1	S	1	0	0	0	1	0	0	0	0	0	0	3	3	0.00	0.000

PITCHER	IP	WLS	BF	H	R	ER	SO	BB	IBB	HBP	BLK	WP	HR	S	P	ERA	WHIP

New York Mets @ St. Louis Cardinals

Busch Stadium, St. Louis, MO

Tue Sep 26 1972, 7:05 PM CDT

Att. 7,885 - Unknown

livebaseballscorecards.com

AB	31
R	1
H	4
RBI	1
BB	3
SO	11
LOB	12

WP: 0 PB: 0 SB: 0 CS: 0 PA: 34

Batter	1	2	3	4	5	6	7	8	9	AB	R	H	RBI	BB	SO	LOB
Wayne Garrett, L (1, 5) OBP: 0.372, SLG: 0.299	4-3		K		BB		F8			3	0	0	0	1	1	1
Ken Boswell, L (1, 4) OBP: 0.271, SLG: 0.318	G4-6-3, 1B		K2-3		FC3-6, BB		1B			3	0	2	0	1	1	0
John Milner, L (1, 7) OBP: 0.347, SLG: 0.444	G4-6-3, 1-2f			4-3	FC3-6, 1-2f		K			4	0	0	0	0	1	5
Rusty Staub, L (1, 9) OBP: 0.379, SLG: 0.466		6-3, 1B		F7		1B		P6		4	0	2	0	0	0	0
Ed Kranepool, L (1, 3) OBP: 0.337, SLG: 0.395		6-3, 1-2		PB, 1B		G3-6-3, 1-2, 1B		P6		4	0	2	0	0	0	1
Dave Schneck, L (1, 8) OBP: 0.237, SLG: 0.302		K		K, 1-2		P4		L4		4	0	0	0	0	2	4
Bill Sudakis, S (1, 2) OBP: 0.214, SLG: 0.189		BB		K		G3-6-3, 1-2f			K	3	0	0	0	1	2	4
Ted Martinez, R (1, 6) OBP: 0.259, SLG: 0.276 Dave Marshall, L (9, PH) OBP: 0.347, SLG: 0.364		K			6-3		K		F8	3 1	0 0	0 0	0 0	0 0	2 0	2 0
Jim McAndrew, R (1, 1) OBP: 0.130, SLG: 0.048 Joe Nolan, L (7, PH) Ray Sadecki, L (7, 1) OBP: 0.154, SLG: 0.154 Jim Beauchamp, R (9, PH) OBP: 0.283, SLG: 0.353			K		K		1B, BB		K	2 0 0 1	0 0 0 0	0 0 0 0	0 0 0 0	2 1 0 0	0 0 0 1	0 0 0 0
Inning Stats	R: 0 E: 0 K: 0 S: 3 H: 1 LOB: 0 BB: 0 P: 3	R: 0 E: 0 K: 2 S: 8 H: 1 LOB: 2 BB: 1 P: 12	R: 0 E: 0 K: 3 S: 9 H: 0 LOB: 0 BB: 0 P: 9	R: 0 E: 0 K: 2 S: 9 H: 1 LOB: 2 BB: 0 P: 9	R: 0 E: 0 K: 1 S: 5 H: 0 LOB: 2 BB: 2 P: 13	R: 0 E: 0 K: 0 S: 4 H: 2 LOB: 1 BB: 0 P: 4	R: 0 E: 0 K: 2 S: 8 H: 1 LOB: 2 BB: 1 P: 12	R: 0 E: 0 K: 0 S: 3 H: 0 LOB: 0 BB: 0 P: 3	R: 0 E: 0 K: 2 S: 7 H: 0 LOB: 0 BB: 0 P: 7	1B: 6 2B: 0 3B: 0 HR: 0 SF: 0 SAC: 0 DP: 2 HBP: 0						

PITCHER		IP	WLS	BF	H	R	ER	SO	BB	IBB	HBP	BLK	WP	HR	S	P	ERA	WHIP
Al Santorini, R ERA: 4.03	(1, 1)	9.0	W	36	6	0	0	12	4	0	0	0	0	0	56	72	0.00	1.111

PITCHER	IP	WLS	BF	H	R	ER	SO	BB	IBB	HBP	BLK	WP	HR	S	P	ERA	WHIP

TOP

New York Mets @ St. Louis Cardinals

Busch Stadium, St. Louis, MO

Wed Sep 27 1972, 3:33 AM CDT

Att. 3,380 - Unknown

livebaseballscorecards.com

AB	32
R	0
H	6
RBI	0
BB	4
SO	12
LOB	17

WP: 0 PB: 1 SB: 0 CS: 0 PA: 36

BOTTOM

New York Mets @ St. Louis Cardinals

Busch Stadium, St. Louis, MO

Wed Sep 27 1972, 3:33 AM CDT

Att. 3,380 - Unknown

livebaseballscorecards.com

Batter	1	2	3	4	5	6	7	8	9	AB	R	H	RBI	BB	SO	LOB
Lou Brock, L (1, 7) OBP: 0.355, SLG: 0.393	4-3		S 1B		4-3 1-2			S S S K		4	0	1	0	0	1	1
Ted Sizemore, R (1, 4) OBP: 0.321, SLG: 0.336	S S S K		F3 1-2		HBP			1B SF9 1B		2	0	0	0	0	1	1
Mike Tyson, R (5, PR) OBP: 0.214, SLG: 0.222 (6, 4)										1	1	1	0	0	0	0
Jose Cruz, L (1, 9) OBP: 0.315, SLG: 0.326	F9		P6		F5			SF9 1-3 1B 1B		4	1	1	0	0	0	3
Joe Torre, R (1, 3) OBP: 0.362, SLG: 0.426		1B 1B 1B		F8		1-3		SF9 1-2 3-H		3	1	1	1	0	0	0
Ted Simmons, S (1, 2) OBP: 0.332, SLG: 0.459		1B 1-3 FC4-6 1B		3B		S S S K		I I I 1B IBB		3	1	2	0	1	1	0
Ken Reitz, R (1, 5) OBP: 0.368, SLG: 0.411		FC4-6 1-3 3-H 1B		P3		P5		1-3 2-H 1B		4	0	2	2	0	0	1
Jorge Roque, R (1, 8) OBP: 0.158, SLG: 0.212		FC4-6 9-3 1-2f 3-H		F2			5-3			3	0	0	1	0	0	2
Mick Kelleher, R (1, 6) OBP: 0.226, SLG: 0.208		9-3 1-2f			F8		4-3			3	0	0	0	0	0	1
Al Santorini, R (1, 1) OBP: 0.140, SLG: 0.075			L1		4-3 1B		S S S K			3	0	1	0	0	1	0
Inning Stats	R: 0 E: 0 K: 1 S: 5 H: 0 LOB: 0 BB: 0 P: 5	R: 2 E: 0 K: 0 S: 5 H: 3 LOB: 0 BB: 0 P: 5	R: 0 E: 0 K: 0 S: 4 H: 1 LOB: 1 BB: 0 P: 4	R: 0 E: 0 K: 0 S: 4 H: 1 LOB: 1 BB: 0 P: 4	R: 0 E: 0 K: 0 S: 4 H: 1 LOB: 2 BB: 0 P: 5	R: 0 E: 0 K: 1 S: 5 H: 0 LOB: 0 BB: 0 P: 5	R: 0 E: 0 K: 1 S: 5 H: 0 LOB: 0 BB: 0 P: 5	R: 2 E: 0 K: 1 S: 7 H: 3 LOB: 2 BB: 1 P: 11		1B: 8 2B: 1 3B: 1 HR: 0	SF: 1 SAC: 0 DP: 1 HBP: 1			WP: 0 PB: 0 SB: 1 CS: 0	PA: 33		

	AB	30
	R	4
	H	9
	RBI	4
	BB	1
	SO	4
	LOB	9

PITCHER		IP	WLS	BF	H	R	ER	SO	BB	IBB	HBP	BLK	WP	HR	S	P	ERA	WHIP
Jim McAndrew, R ERA: 2.5	(1, 1)	6.0	L	24	6	2	2	2	0	0	1	0	0	0	27	28	3.00	1.000
Ray Sadecki, L ERA: 3.13	(7, 1)	2.0		9	3	2	2	2	0	1	0	0	0	0	12	16	9.00	1.500

PITCHER	IP	WLS	BF	H	R	ER	SO	BB	IBB	HBP	BLK	WP	HR	S	P	ERA	WHIP

New York Mets @ Pittsburgh Pirates

Three Rivers Stadium, Pittsburgh, PA

Fri Sep 29 1972, 7:05 PM EDT

Att. 24,193 - Unknown

TOP

livebaseballscorecards.com

Batter	1	2	3	4	5	6	7	8	9	AB	R	H	RBI	BB	SO	LOB
Wayne Garrett, L (1, 5) OBP: 0.374, SLG: 0.306	x 0-0 G3-6-3 1B			SSS 0-3 K		x 0-0 F4			x 0-0 SH1-3 1B 2B	4	1	2	0	0	1	0
Ken Boswell, L (1, 4) OBP: 0.274, SLG: 0.319	x 0-0 G3-6-3 1-2f			x 0-0 CS 1B			BBBB 4-0 G4-6-3 BB		x 0-0 SH1-3 2-3	2	0	1	0	1	0	1
Tommie Agee, R (1, 8) OBP: 0.317, SLG: 0.373	x 0-0 6-3			x 0-0 1-3 1-2			x 0-0 G4-6-3 1-2f		x 0-0 CS 1B 3-H	4	0	1	1	0	0	2
Rusty Staub, L (1, 9) OBP: 0.377, SLG: 0.460		x 0-0 6-3			x 0-0 1-3		x 0-0 F9		BBBB 4-0 BB 1-2	3	0	0	0	1	0	0
Cleon Jones, R (1, 7) OBP: 0.309, SLG: 0.337		x 0-0 6-3			SSS 0-3 K			x 0-0 6-3	x 0-0 F9	4	0	0	0	0	1	1
Ed Kranepool, L (1, 3) OBP: 0.337, SLG: 0.395		x 0-0 4-3			x 0-0 FC5-4 1B			x 0-0 L7		3	0	1	0	0	0	0
Duffy Dyer, R (1, 2) OBP: 0.301, SLG: 0.382			SSS 0-3 K		x 0-0 FC5-4 1-2f			x 0-0 E3		3	0	0	0	0	1	1
Bud Harrelson, S (1, 6) OBP: 0.313, SLG: 0.266			x 0-0 4-3			x 0-0 F7		4-0 IBB		2	0	0	0	1	0	0
Ted Martinez, R (9, 6) OBP: 0.259, SLG: 0.276										0	0	0	0	0	0	0
Tom Seaver, R (1, 1) OBP: 0.198, SLG: 0.314			SSS 0-3 K			x 0-0 4-3		SSS 0-3 K		3	0	0	0	0	2	2

	AB	R	H	RBI	BB	SO	LOB
	28	1	5	1	3	5	7

Inning Stats

	1	2	3	4	5	6	7	8	9
R	0	0	0	0	0	0	0	0	1
H	1	0	0	1	1	0	0	0	2
E	0	0	0	0	0	0	0	1	0
LOB	0	0	0	0	0	0	0	2	1
K	0	0	2	1	1	0	0	1	1
BB	0	0	0	0	0	0	1	1	0
S	3	3	7	5	6	3	2	6	4
P	3	3	7	5	6	3	6	10	8

1B	4
2B	1
3B	0
HR	0
SF	0
SAC	1
DP	2
HBP	0
WP	0
PB	0
SB	0
CS	2
PA	32

PITCHER		IP	WLS	BF	H	R	ER	SO	BB	IBB	HBP	BLK	WP	HR	S	P	ERA	WHIP
Nelson Briles, R (1, 1) ERA: 3.16		9.0	L	32	5	1	1	5	2	1	0	0	0	0	39	51	1.00	0.778

Batter	1	2	3	4	5	6	7	8	9	AB	R	H	RBI	BB	SO	LOB
Vic Davalillo, L (1, 7) OBP: 0.369, SLG: 0.418	BBBB 4-0 E BB		x 0-0 F7 ②			SSS 0-3 K ①		x 0-0 4-3 ② 2-3		3	0	0	0	1	1	1
Dave Cash, R (1, 4) OBP: 0.314, SLG: 0.375	x 0-0 F9 ①		x 0-0 5-3 ③			x 0-0 E6 CS		x 0-0 1-3 ③		4	0	0	0	0	0	2
Roberto Clemente, R (1, 9) OBP: 0.355, SLG: 0.476	x 0-0 E4 1-2			SSS 0-3 K ①		x 0-0 1-3 ②③ 1-2			x 0-0 F9 ①	4	0	0	0	0	1	2
Willie Stargell, L (1, 3) OBP: 0.374, SLG: 0.565	SSS 0-3 K ②			SSS 0-3 K ②			SSS 0-3 K ①		SSS 0-3 K ②	4	0	0	0	0	4	2
Al Oliver, L (1, 8) OBP: 0.352, SLG: 0.438	x 0-0 G3 ③			x 0-0 1B			SSS 0-3 K ②		SSS 0-3 K ③	4	0	1	0	0	2	2
Richie Hebner, L (1, 5) OBP: 0.378, SLG: 0.501		SSS 0-3 K ①		x 0-0 P6 ③			x 0-0 WP 1B			3	0	1	0	0	1	1
Milt May, L (1, 2) OBP: 0.329, SLG: 0.358		x 0-0 F8 ②			SSS 0-3 K ①		x 0-0 F3 ③ 1-2			3	0	0	0	0	1	1
Jackie Hernandez, R (1, 6) OBP: 0.225, SLG: 0.243 Gene Clines, R (8, PH) OBP: 0.366, SLG: 0.418 Gene Alley, R (9, 6) OBP: 0.315, SLG: 0.317		x 0-0 6-3 ③			SSS 0-3 K ②			BBBB 4-0 4-3 SH1-4 BB		2 0 0	0 0 0	0 0 0	0 0 0	0 1 0	1 0 0	0 0 0
Nelson Briles, R (1, 1) OBP: 0.181, SLG: 0.174			SSS 0-3 K ①		SSS 0-3 K ③			x 0-0 SH1-4 ① 1-2		2	0	0	0	0	2	0
Inning Stats	R: 0 E: 1 K: 1 S: 6 H: 0 LOB: 2 BB: 1 P: 10	R: 0 E: 0 K: 1 S: 5 H: 0 LOB: 0 BB: 0 P: 5	R: 0 E: 0 K: 1 S: 5 H: 0 LOB: 0 BB: 0 P: 5	R: 0 E: 0 K: 2 S: 8 H: 1 LOB: 1 BB: 0 P: 8	R: 0 E: 0 K: 3 S: 9 H: 0 LOB: 0 BB: 0 P: 9	R: 0 E: 1 K: 1 S: 5 H: 0 LOB: 0 BB: 0 P: 5	R: 0 E: 0 K: 2 S: 8 H: 1 LOB: 1 BB: 0 P: 8	R: 0 E: 0 K: 0 S: 3 H: 0 LOB: 1 BB: 1 P: 7	R: 0 E: 0 K: 2 S: 7 H: 0 LOB: 0 BB: 0 P: 7	1B: 2 2B: 0 3B: 0 HR: 0	SF: 0 SAC: 1 DP: 0 HBP: 0			WP: 1 PB: 0 SB: 0 CS: 1	PA: 32		

PITCHER		IP	WLS	BF	H	R	ER	SO	BB	IBB	HBP	BLK	WP	HR	S	P	ERA	WHIP
Tom Seaver, R ERA: 2.95	(1, 1)	9.0	W	32	2	0	0	13	2	0	0	0	1	0	56	64	0.00	0.444

PITCHER	IP	WLS	BF	H	R	ER	SO	BB	IBB	HBP	BLK	WP	HR	S	P	ERA	WHIP

New York Mets @ Pittsburgh Pirates

Three Rivers Stadium, Pittsburgh, PA

Fri Sep 29 1972, 7:05 PM EDT

Att. 24,193 - Unknown

BOTTOM

livebaseballscorecards.com

AB	29
R	0
H	2
RBI	0
BB	2
SO	13
LOB	11

New York Mets @ Pittsburgh Pirates

Three Rivers Stadium, Pittsburgh, PA

Sat Sep 30 1972, 3:33 AM EDT

Att. 13,117 - Unknown

TOP

livebaseballscorecards.com

Batter	1	2	3	4	5	6	7	8	9	AB	R	H	RBI	BB	SO	LOB
Wayne Garrett, L (1, 5) OBP: 0.369, SLG: 0.301	4-1		F8			P6		P6		4	0	0	0	0	0	1
Ken Boswell, L (1, 4) OBP: 0.274, SLG: 0.318	3-1		G3			1B		F9		4	0	1	0	0	0	1
John Milner, L (1, 7) OBP: 0.346, SLG: 0.440	BB			4-3		P6			K	3	0	0	0	1	1	1
Rusty Staub, L (1, 9) Bob Rauch, R (7, 1) Dave Marshall, L (9, PH) OBP: 0.345, SLG: 0.361	G3			4-3 F8			4-3 1B		F8 P6	3 0 1	0 0 0	0 0 0	0 0 0	0 0 0	0 0 0	1 0 0
Ed Kranepool, L (1, 3) OBP: 0.339, SLG: 0.394		BB								3	0	1	0	1	0	0
Jim Fregosi, R (1, 6) OBP: 0.312, SLG: 0.350		F9			1-3		K			3	0	0	0	0	1	2
Dave Schneck, L (1, 8) OBP: 0.231, SLG: 0.294		F9			P3		F9			3	0	0	0	0	0	2
Duffy Dyer, R (1, 2) Joe Nolan, L (5, PH) (5, 2)		K			K			P6		1 2	0 0	0 0	0 0	0 0	1 1	1 0
Jon Matlack, L (1, 1) OBP: 0.238, SLG: 0.149 Don Hahn, R (7, 9) OBP: 0.250, SLG: 0.118			K			K		BB		2 0	0 0	0 0	0 0	0 1	2 0	0 0
Inning Stats	R: 0 E: 0 K: 0 S: 3 H: 0 LOB: 1 BB: 1 P: 7	R: 0 E: 0 K: 1 S: 5 H: 0 LOB: 1 BB: 1 P: 9	R: 0 E: 0 K: 1 S: 5 H: 0 LOB: 0 BB: 0 P: 5	R: 0 E: 0 K: 0 S: 3 H: 0 LOB: 0 BB: 0 P: 3	R: 0 E: 0 K: 1 S: 5 H: 0 LOB: 0 BB: 0 P: 5	R: 0 E: 0 K: 1 S: 6 H: 1 LOB: 1 BB: 0 P: 6	R: 0 E: 0 K: 1 S: 6 H: 1 LOB: 1 BB: 0 P: 6	R: 0 E: 0 K: 0 S: 3 H: 0 LOB: 1 BB: 1 P: 7	R: 0 E: 0 K: 1 S: 5 H: 0 LOB: 0 BB: 0 P: 5	1B: 2 2B: 0 3B: 0 HR: 0 SF: 0 SAC: 0 DP: 0 HBP: 0						

	AB	29
	R	0
	H	2
	RBI	0
	BB	3
	SO	6
	LOB	9

WP: 0 PB: 0 SB: 0 CS: 0 PA: 32

PITCHER		IP	WLS	BF	H	R	ER	SO	BB	IBB	HBP	BLK	WP	HR	S	P	ERA	WHIP
Dock Ellis, R ERA: 2.7	(1, 1)	6.0	W	21	1	0	0	4	2	0	0	0	0	0	27	35	0.00	0.500
Bob Johnson, R ERA: 2.98	(7, 1)	3.0	S	11	1	0	0	2	1	0	0	0	0	0	14	18	0.00	0.667

PITCHER	IP	WLS	BF	H	R	ER	SO	BB	IBB	HBP	BLK	WP	HR	S	P	ERA	WHIP

New York Mets @ Pittsburgh Pirates

Three Rivers Stadium, Pittsburgh, PA

Sat Sep 30 1972, 3:33 AM EDT

Att. 13,117 - Unknown

BOTTOM

Batter	1	2	3	4	5	6	7	8	9	AB	R	H	RBI	BB	SO	LOB
Chuck Goggin, S (1, 4) OBP: 0.429, SLG: 0.333	G4-6-3, 1B		FC6-4, 1B		K		4-3			4	0	2	0	0	1	0
Rennie Stennett, R (1, 8) OBP: 0.306, SLG: 0.373	G4-6-3 1-2f		FC6-4 1-2f		4-3		F9			4	0	0	0	0	0	2
Roberto Clemente, R (1, 9) OBP: 0.356, SLG: 0.479 Bill Mazeroski, R (5, PH) OBP: 0.234, SLG: 0.267 Vic Davalillo, L (6, 9) OBP: 0.368, SLG: 0.417	K			PB, 1B, 2B	P4		K2-3			2 1 1	1 0 0	1 0 0	0 0 0	0 0 0	1 0 1	0 0 0
Willie Stargell, L (1, 3) OBP: 0.375, SLG: 0.564		5-3		F8 2-3		BBBB, PB, E, BB		L6-3, 1B		3	1	1	0	1	0	1
Richie Zisk, R (1, 7) OBP: 0.333, SLG: 0.281		BBBB, BB, BB		BBBB, 1B, 3B, BB		BBBB, 1-2, E, BB		1-2 L6-3		1	2	0	0	3	0	1
Manny Sanguillen, R (1, 2) OBP: 0.322, SLG: 0.405		BBBB, G4-6-3 1-2, BB		1-2, 3B, 1B 3-H	E5 1-H 2-H			F2		3	1	1	1	1	0	0
Jose Pagan, R (1, 5) OBP: 0.279, SLG: 0.393		G4-6-3 1-2f		K	P6					3	0	0	0	0	1	5
Jackie Hernandez, R (1, 6) OBP: 0.227, SLG: 0.256			K	1-H 2-H, 3B	P8					3	0	1	2	0	1	1
Dock Ellis, S (1, 1) OBP: 0.167, SLG: 0.153 Gene Clines, R (6, PH) OBP: 0.365, SLG: 0.417 Bob Johnson, L (7, 1) OBP: 0.167, SLG: 0.171			K	G3		L7				2 1 0	0 0 0	0 0 0	0 0 0	0 0 0	1 0 0	1 1 0
Inning Stats	R: 0 E: 0 K: 1 S: 5 H: 1 LOB: 0 BB: 0 P: 5	R: 0 E: 0 K: 0 S: 2 H: 0 LOB: 1 BB: 2 P: 10	R: 0 E: 0 K: 2 S: 8 H: 1 LOB: 1 BB: 0 P: 8	R: 3 E: 0 K: 1 S: 8 H: 3 LOB: 1 BB: 1 P: 12	R: 0 E: 0 K: 1 S: 5 H: 0 LOB: 0 BB: 0 P: 5	R: 2 E: 1 K: 0 S: 4 H: 0 LOB: 1 BB: 2 P: 12	R: 0 E: 0 K: 1 S: 5 H: 0 LOB: 0 BB: 0 P: 5	R: 0 E: 0 K: 0 S: 3 H: 1 LOB: 0 BB: 0 P: 3		1B: 4 2B: 2 3B: 1 HR: 0 SF: 0 SAC: 0 DP: 3 HBP: 0						

livebaseballscorecards.com

AB	28
R	5
H	6
RBI	3
BB	5
SO	6
LOB	12

WP: 0 PB: 2 SB: 0 CS: 0 PA: 33

PITCHER		IP	WLS	BF	H	R	ER	SO	BB	IBB	HBP	BLK	WP	HR	S	P	ERA	WHIP
Jon Matlack, L ERA: 2.37	(1, 1)	6.0	L	27	5	5	3	5	5	0	0	0	0	0	32	52	4.50	1.667
Bob Rauch, R ERA: 5.63	(7, 1)	2.0		6	1	0	0	1	0	0	0	0	0	0	8	8	0.00	0.500

PITCHER	IP	WLS	BF	H	R	ER	SO	BB	IBB	HBP	BLK	WP	HR	S	P	ERA	WHIP

New York Mets @ Pittsburgh Pirates

Three Rivers Stadium, Pittsburgh, PA

Sun Oct 01 1972, 3:33 AM EDT

Att. 30,031 - Unknown

TOP

livebaseballscorecards.com

Batter	1	2	3	4	5	6	7	8	9	AB	R	H	RBI	BB	SO	LOB
Wayne Garrett, L (1, 5) OBP: 0.373, SLG: 0.299	BBBB 4-0 2B 1B BB	BBB 4-0 BB		BBB 4-0 FC2-6 BB		x 0-0 ② F8			x 0-0 ① F9	2	1	0	0	3	0	0
Ken Boswell, L (1, 4) OBP: 0.271, SLG: 0.314	x 0-0 ① F9	x 0-0 ③ G3		x 0-0 ① FC2-6 E 1-2f		x 0-0 ③ 4-3			x 0-0 ② F9	5	0	0	0	0	0	3
Tommie Agee, R (1, 8) OBP: 0.318, SLG: 0.376	x 0-0 1B 5-3 2B 1-3		x 0-0 ① 6-3	SSS 0-3 ② K			x 0-0 G1-6-3 1B 1B		x 0-0 ③ F7	5	1	2	0	0	1	1
Ed Kranepool, L (1, 3) OBP: 0.344, SLG: 0.397	x 0-0 5-3 1B 1B 2-3 3-H		BBB 4-0 1B 1B BB	x 0-0 E6 FC6-4 1-2			x 0-0 G1-6-3 1B 1-2			3	2	2	1	1	0	1
Cleon Jones, R (1, 9) OBP: 0.306, SLG: 0.333	x 0-0 ② 5-3 2-3 3-H		x 0-0 ② P3	x 0-0 ③ FC6-4 1-2f			x 0-0 ① ② G1-6-3 1-2f 2-3			4	0	0	1	0	0	6
John Milner, L (1, 7) OBP: 0.348, SLG: 0.441	x 0-0 3-H 1B		x 0-0 1B HR 1-3 1B		x 0-0 ① 4-3		SSS 0-3 ③ K			4	1	2	1	0	1	1
Bill Sudakis, S (1, 2) OBP: 0.217, SLG: 0.195	x 0-0 ③ G3		x 0-0 HR 1-2 3-H 1B		x 0-0 ② P8			x 0-0 ① F7		4	1	1	1	0	0	1
Ted Martinez, R (1, 6) OBP: 0.259, SLG: 0.285		x 0-0 ① 1-3	x 0-0 HR 1-H 2-H		x 0-0 ③ 6-3			x 0-0 ② 6-3		4	1	1	3	0	0	0
Jerry Koosman, R (1, 1) OBP: 0.085, SLG: 0.085		x 0-0 ② F9	SSS 0-3 ③ K			x 0-0 ① F7		x 0-0 ③ P5		4	0	0	0	0	1	0
Inning Stats	R: 3 H: 3 E: 0 LOB: 1 K: 0 BB: 1 S: 6 P: 10	R: 0 H: 0 E: 0 LOB: 1 K: 0 BB: 1 S: 3 P: 7	R: 4 H: 3 E: 0 LOB: 0 K: 1 BB: 1 S: 8 P: 12	R: 0 H: 0 E: 1 LOB: 2 K: 1 BB: 1 S: 6 P: 10	R: 0 H: 0 E: 0 LOB: 0 K: 0 BB: 0 S: 3 P: 3	R: 0 H: 0 E: 0 LOB: 0 K: 0 BB: 0 S: 3 P: 3	R: 0 H: 2 E: 0 LOB: 1 K: 1 BB: 0 S: 6 P: 6	R: 0 H: 0 E: 0 LOB: 0 K: 0 BB: 0 S: 3 P: 3	R: 0 H: 0 E: 0 LOB: 0 K: 0 BB: 0 S: 3 P: 3	1B: 6 SF: 0 2B: 1 SAC: 0 3B: 0 DP: 1 HR: 1 HBP: 0						WP: 0 PA: 39 PB: 0 SB: 0 CS: 0	

	AB	35
	R	7
	H	8
	RBI	7
	BB	4
	SO	3
	LOB	13

PITCHER		IP	WLS	BF	H	R	ER	SO	BB	IBB	HBP	BLK	WP	HR	S	P	ERA	WHIP
Steve Blass, R ERA: 2.47	(1, 1)	0.2	L	6	3	3	3	0	1	0	0	0	0	0	5	9	40.50	6.000
Bob Miller, R ERA: 2.65	(1, 1)	2.1		12	3	4	4	1	2	0	0	0	0	1	12	20	15.43	2.143
Luke Walker, L ERA: 3.4	(4, 1)	4.0		15	2	0	0	2	1	0	0	0	0	0	18	22	0.00	0.750
Dave Giusti, R ERA: 1.95	(8, 1)	2.0		6	0	0	0	0	0	0	0	0	0	0	6	6	0.00	0.000

PITCHER	IP	WLS	BF	H	R	ER	SO	BB	IBB	HBP	BLK	WP	HR	S	P	ERA	WHIP

BOTTOM

Batter	1	2	3	4	5	6	7	8	9	AB	R	H	RBI	BB	SO	LOB
Bill Mazeroski, R (1, 4) OBP: 0.221, SLG: 0.254 Dave Cash, R (8, 4) OBP: 0.316, SLG: 0.376	S S S 0-3 ① K		x 0-0 ② L8		x 0-0 ③ F9 1-2		x 0-0 ② SF7 3-H		x 0-0 1B	3 1	0 0	0 1	1 0	0 0	1 0	2 0
Al Oliver, L (1, 8) OBP: 0.349, SLG: 0.434	x 0-0 ② 4-3		x 0-0 ③ L6			x 0-0 ① F5 S S S 0-3 ③ K			x 0-0 ③ F7	5	0	0	0	0	1	3
Rennie Stennett, R (1, 9) OBP: 0.310, SLG: 0.380	x 0-0 ③ F7			x 0-0 ① 2B		x 0-0 HR 1B		x 0-0 1B 1B		4	1	3	0	0	0	0
Willie Stargell, L (1, 3) OBP: 0.375, SLG: 0.564 Bob Robertson, R (4, PR) OBP: 0.292, SLG: 0.348 (5, 3)		S S S 0-3 ① K		x 0-0 1B		x 0-0 1-H HR		x 0-0 ① F7		2 2	0 1	1 1	0 2	0 0	1 0	0 1
Manny Sanguillen, R (1, 2) OBP: 0.321, SLG: 0.404		x 0-0 1B		x 0-0 ② F9		x 0-0 ② F7		x 0-0 ② F8		4	0	1	0	0	0	2
Richie Zisk, R (1, 7) OBP: 0.326, SLG: 0.278		S S S 0-3 ② K		x 0-0 ③ F8		x 0-0 ③ 1-3		x 0-0 1-2 1B		4	0	1	0	0	1	2
Richie Hebner, L (1, 5) OBP: 0.377, SLG: 0.501		S S S 0-3 ③ K			x 0-0 ① 3-1		x 0-0 1-6-3 SF7 2B	S S S 0-3 ③ K		4	1	1	0	0	2	3
Gene Alley, R (1, 6) OBP: 0.314, SLG: 0.316			x 0-0 1B		x 0-0 ② 6-3		x 0-0 ① 1-6-3 2-3		x 0-0 ① F7	4	0	1	0	0	0	1
Steve Blass, R (1, 1) OBP: 0.205, SLG: 0.210 Bob Miller, R (1, 1) Chuck Goggin, S (3, PH) OBP: 0.375, SLG: 0.286 Luke Walker, L (4, 1) OBP: 0.120, SLG: 0.083 Gene Clines, R (7, PH) OBP: 0.367, SLG: 0.417 Dave Giusti, R (8, 1) Jose Pagan, R (9, PH) OBP: 0.277, SLG: 0.390			x 0-0 ① F7		x 0-0 WP 1B		B B B B 4-0 BB		x 0-0 ② F8	0 0 1 1 0 0 1	0 0 0 0 0 0 0	0 0 0 1 0 0 0	0 0 0 0 1 0 0	0 0 0 0 0 0 0	0 0 1 0 0 0 0	0 0 1 0 0 0 0
Inning Stats	R: 0 H: 0 E: 0 LOB: 0 K: 1 BB: 0 S: 5 P: 5	R: 0 H: 1 E: 0 LOB: 1 K: 3 BB: 0 S: 10 P: 10	R: 0 H: 1 E: 0 LOB: 1 K: 0 BB: 0 S: 4 P: 4	R: 0 H: 2 E: 0 LOB: 1 K: 0 BB: 0 S: 4 P: 4	R: 0 H: 1 E: 0 LOB: 1 K: 0 BB: 0 S: 4 P: 4	R: 2 H: 2 E: 0 LOB: 0 K: 0 BB: 0 S: 5 P: 5	R: 1 H: 1 E: 0 LOB: 1 K: 1 BB: 1 S: 6 P: 10	R: 0 H: 2 E: 0 LOB: 2 K: 1 BB: 0 S: 7 P: 7	R: 0 H: 1 E: 0 LOB: 1 K: 0 BB: 0 S: 4 P: 4	1B: 8 SF: 1 2B: 2 SAC: 0 3B: 0 DP: 0 HR: 1 HBP: 0						

PITCHER		IP	WLS	BF	H	R	ER	SO	BB	IBB	HBP	BLK	WP	HR	S	P	ERA	WHIP
Jerry Koosman, L ERA: 4.14	(1, 1)	9.0	W	38	11	3	3	6	1	0	0	0	1	1	49	53	3.00	1.333

PITCHER	IP	WLS	BF	H	R	ER	SO	BB	IBB	HBP	BLK	WP	HR	S	P	ERA	WHIP

New York Mets @ Pittsburgh Pirates

Three Rivers Stadium, Pittsburgh, PA

Sun Oct 01 1972, 3:33 AM EDT

Att. 30,031 - Unknown

livebaseballscorecards.com

AB	36
R	3
H	11
RBI	3
BB	1
SO	6
LOB	15

WP: 1 PA: 38
PB: 0
SB: 0
CS: 0

New York Mets @ Montreal Expos

Jarry Park, Montreal, QB

Mon Oct 02 1972, 7:05 PM EDT

Unknown

TOP

livebaseballscorecards.com

Batter	1	2	3	4	5	6	7	8	9	AB	R	H	RBI	BB	SO	LOB
Lute Barnes, R (1, 4) OBP: 0.311, SLG: 0.343	SSS 0-3 ① K		x 0-0 ③ 1-3			BBBB 4-0 G6-4-3 BB		x 0-0 ② F8		3	0	0	0	1	1	0
Jim Fregosi, R (1, 5) OBP: 0.311, SLG: 0.347	SSS 0-3 ② K			SSS 0-3 ① K		x 0-0 ①② G6-4-3 1-2f		BBBB 4-0 BB		3	0	0	0	1	2	1
John Milner, L (1, 7) OBP: 0.349, SLG: 0.438	BBBB 4-0 BB			x 0-0 ② P6		BBBB 4-0 BB		SSS 0-3 ③ K		2	0	0	0	2	1	1
Ed Kranepool, L (1, 3) OBP: 0.340, SLG: 0.392	SSS 0-3 ③ K			x 0-0 ③ 6-3		x 0-0 ③ F8			x 0-0 ① F8	4	0	0	0	0	1	2
Bill Sudakis, S (1, 2) OBP: 0.220, SLG: 0.182		x 0-0 ① P6			BBBB 4-0 FC3-6 E BB		SSS 0-3 ① K		x 0-0 ② F7	3	0	0	0	1	1	0
Dave Schneck, L (1, 8) OBP: 0.231, SLG: 0.286		x 0-0 ② L3			x 0-0 ① L4		x 0-0 ② G3		BBBB 4-0 FC6-4 BB	3	0	0	0	1	0	1
Don Hahn, R (1, 9) OBP: 0.250, SLG: 0.100		x 0-0 ③ F9			x 0-0 E1 FC3-6 1-2		BBBB 4-0 BB		x 0-0 ③ FC6-4 1-2f	3	0	0	0	1	0	2
Ted Martinez, R (1, 6) OBP: 0.257, SLG: 0.283			x 0-0 ① F9		x 0-0 ② FC3-6 1-2f 2-3		x 0-0 ③ 4-3			3	0	0	0	0	0	3
Jim McAndrew, R (1, 1) OBP: 0.128, SLG: 0.047 Brent Strom, R (3, 1) Dave Marshall, L (5, PH) OBP: 0.343, SLG: 0.359 Bob Rauch, R (5, 1) Wayne Garrett, L (8, PH) OBP: 0.372, SLG: 0.298 Ray Sadecki, L (8, 1) OBP: 0.154, SLG: 0.154			SSS 0-3 ② K		SSS 0-3 ③ K			SSS 0-3 ① K		1 0 1 0 1 0	0 0 0 0 0 0	0 0 0 0 0 0	0 0 0 0 0 0	1 0 0 0 1 0	0 0 1 0 0 0	0 0 2 0 0 0
Inning Stats	R: 0 E: 0 K: 3 S: 9 H: 0 LOB: 1 BB: 1 P: 13	R: 0 E: 0 K: 0 S: 3 H: 0 LOB: 0 BB: 0 P: 3	R: 0 E: 0 K: 1 S: 5 H: 0 LOB: 0 BB: 0 P: 5	R: 0 E: 0 K: 1 S: 5 H: 0 LOB: 0 BB: 0 P: 5	R: 0 E: 1 K: 1 S: 6 H: 0 LOB: 2 BB: 1 P: 10	R: 0 E: 0 K: 0 S: 2 H: 0 LOB: 1 BB: 2 P: 10	R: 0 E: 0 K: 1 S: 5 H: 0 LOB: 1 BB: 1 P: 9	R: 0 E: 0 K: 2 S: 7 H: 0 LOB: 1 BB: 1 P: 11	R: 0 E: 0 K: 0 S: 3 H: 0 LOB: 1 BB: 1 P: 7	1B: 0 2B: 0 3B: 0 HR: 0	SF: 0 SAC: 0 DP: 1 HBP: 0					

	AB	27
	R	0
	H	0
	RBI	0
	BB	7
	SO	9
	LOB	12

PITCHER	IP	WLS	BF	H	R	ER	SO	BB	IBB	HBP	BLK	WP	HR	S	P	ERA	WHIP
Bill Stoneman, R (1, 1) ERA: 2.98	9.0	W	34	0	0	0	9	7	0	0	0	0	0	45	73	0.00	0.778

PITCHER	IP	WLS	BF	H	R	ER	SO	BB	IBB	HBP	BLK	WP	HR	S	P	ERA	WHIP

New York Mets @ Montreal Expos

Jarry Park, Montreal, QB

Mon Oct 02 1972, 7:05 PM EDT

Unknown

BOTTOM

Batter	1	2	3	4	5	6	7	8	9	AB	R	H	RBI	BB	SO	LOB
Ron Hunt, R (1, 4) OBP: 0.365, SLG: 0.293	F9 WP 2B		1B 1B HBP	1B 1B 1B		5-3		P3		4	3	2	0	0	0	1
Tim McCarver, L (1, 2) OBP: 0.314, SLG: 0.341	F9 2-3		1B 3B 1B 1-3	1B 1B 1-2			4-3			4	1	2	0	0	0	1
Ken Singleton, S (1, 7) OBP: 0.367, SLG: 0.414	K 3-H		3B 1B 1-3 3-H	G5-6-3 1B 1-2 2-H			K			4	1	2	2	0	2	0
Ron Fairly, L (1, 3) OBP: 0.346, SLG: 0.425	HR		G3	G5-6-3 1-2f			E 2B			4	1	2	1	0	0	4
Jim Fairey, L (1, 9) OBP: 0.286, SLG: 0.290	1B		3B IBB		6-3		E3 2-3			3	1	1	0	1	0	1
Boots Day, L (1, 8) OBP: 0.292, SLG: 0.275	6-3		3B FC5-2 1-H 2-H 3-H		F9		4-3			4	0	1	3	0	0	3
Tim Foli, R (1, 6) OBP: 0.277, SLG: 0.282		6-3	FC5-2 3-H		F7			P3		4	0	0	0	0	0	1
Coco Laboy, R (1, 5) OBP: 0.349, SLG: 0.434		P6	F5			K		SH1-4 BB		3	0	0	0	1	1	1
Bill Stoneman, R (1, 1) OBP: 0.104, SLG: 0.080		K		K		K		SH1-4 1-2		3	0	0	0	0	3	0
Inning Stats	R: 2 E: 0 K: 1 S: 8 H: 3 LOB: 1 BB: 0 P: 8	R: 0 E: 0 K: 1 S: 5 H: 0 LOB: 0 BB: 0 P: 5	R: 4 E: 0 K: 0 S: 6 H: 3 LOB: 1 BB: 1 P: 11	R: 1 E: 0 K: 1 S: 7 H: 3 LOB: 1 BB: 0 P: 7	R: 0 E: 0 K: 0 S: 3 H: 0 LOB: 0 BB: 0 P: 3	R: 0 E: 0 K: 2 S: 7 H: 0 LOB: 0 BB: 0 P: 7	R: 0 E: 1 K: 1 S: 7 H: 1 LOB: 2 BB: 0 P: 7	R: 0 E: 0 K: 0 S: 3 H: 0 LOB: 1 BB: 1 P: 7		1B: 6 2B: 2 3B: 1 HR: 1	SF: 0 SAC: 1 DP: 1 HBP: 1						

livebaseballscorecards.com

AB	33
R	7
H	10
RBI	6
BB	2
SO	6
LOB	12

WP: 1 PB: 0 SB: 0 CS: 0 PA: 37

PITCHER		IP	WLS	BF	H	R	ER	SO	BB	IBB	HBP	BLK	WP	HR	S	P	ERA	WHIP
Jim McAndrew, R ERA: 2.8	(1, 1)	2.1	L	15	6	6	6	2	0	1	1	0	1	1	17	22	23.14	2.571
Brent Strom, L ERA: 6.82	(3, 1)	1.2		7	3	1	1	1	0	0	0	0	0	0	9	9	5.40	1.800
Bob Rauch, R ERA: 5.0	(5, 1)	3.0		11	1	0	0	3	0	0	0	0	0	0	17	17	0.00	0.333
Ray Sadecki, L ERA: 3.09	(8, 1)	1.0		4	0	0	0	0	1	0	0	0	0	0	3	7	0.00	1.000

PITCHER		IP	WLS	BF	H	R	ER	SO	BB	IBB	HBP	BLK	WP	HR	S	P	ERA	WHIP

New York Mets @ Montreal Expos

Jarry Park, Montreal, QB

Mon Oct 02 1972, 7:05 PM EDT

Att. 7,184 - Unknown

TOP

livebaseballscorecards.com

Batter	1	2	3	4	5	6	7	8	9	AB	R	H	RBI	BB	SO	LOB
Wayne Garrett, L (1, 5) OBP: 0.370, SLG: 0.298	4-3		F8			K		1B (2-H)		4	0	1	1	0	1	0
Ken Boswell, L (1, 4) OBP: 0.268, SLG: 0.310	F8		F9			4-3		P4		4	0	0	0	0	0	1
John Milner, L (1, 7) OBP: 0.346, SLG: 0.433	6-3			3-1			1-3		4-3	4	0	0	0	0	0	0
Cleon Jones, R (9, 7) OBP: 0.306, SLG: 0.333										0	0	0	0	0	0	0
Ed Kranepool, L (1, 3) OBP: 0.339, SLG: 0.396		F9		6-3			F7		1B 3B	4	1	1	0	0	0	0
Dave Schneck, L (1, 8) OBP: 0.248, SLG: 0.296		1B BB (4-0)		3-4-1			1B		4-3 1B (3-H)	3	0	2	1	1	0	0
Joe Nolan, L (1, 2)		F8			5-3		P3		4-3 (1-2)	4	0	0	0	0	0	3
Don Hahn, R (1, 9) OBP: 0.250, SLG: 0.125		1B (1-2)			P9			5-3	K	4	0	1	0	0	1	1
Ted Martinez, R (1, 6) OBP: 0.255, SLG: 0.280		P6			6-3			4-3		3	0	0	0	0	0	2
Tommy Moore, R (1, 1) OBP: 0.333, SLG: 0.333			4-3			K		E6 1B		3	1	1	0	0	1	0
Tug McGraw, R (8, 1) OBP: 0.182, SLG: 0.100										0	0	0	0	0	0	0
Inning Stats	R: 0 E: 0 K: 0 S: 3 / H: 0 LOB: 0 BB: 0 P: 3	R: 0 E: 0 K: 0 S: 4 / H: 1 LOB: 2 BB: 1 P: 8	R: 0 E: 0 K: 0 S: 3 / H: 0 LOB: 0 BB: 0 P: 3	R: 0 E: 0 K: 0 S: 3 / H: 0 LOB: 0 BB: 0 P: 3	R: 0 E: 0 K: 0 S: 3 / H: 0 LOB: 0 BB: 0 P: 3	R: 0 E: 0 K: 2 S: 7 / H: 0 LOB: 0 BB: 0 P: 7	R: 0 E: 0 K: 0 S: 4 / H: 1 LOB: 1 BB: 0 P: 4	R: 1 E: 1 K: 0 S: 5 / H: 2 LOB: 1 BB: 0 P: 5	R: 1 E: 0 K: 1 S: 7 / H: 2 LOB: 1 BB: 0 P: 7	1B: 5 2B: 0 3B: 1 HR: 0 / SF: 0 SAC: 0 DP: 0 HBP: 0							

	AB	33
	R	2
	H	6
	RBI	2
	BB	1
	SO	3
	LOB	7

WP: 0 PB: 0 SB: 0 CS: 0 / PA: 34

PITCHER		IP	WLS	BF	H	R	ER	SO	BB	IBB	HBP	BLK	WP	HR	S	P	ERA	WHIP
Carl Morton, R ERA: 3.92	(1, 1)	8.0		29	4	1	0	2	1	0	0	0	0	0	32	36	0.00	0.625
Mike Marshall, R ERA: 1.8	(9, 1)	1.0	L	5	2	1	1	1	0	0	0	0	0	0	7	7	9.00	2.000

PITCHER	IP	WLS	BF	H	R	ER	SO	BB	IBB	HBP	BLK	WP	HR	S	P	ERA	WHIP

New York Mets @ Montreal Expos

Jarry Park, Montreal, QB

Mon Oct 02 1972, 7:05 PM EDT

Att. 7,184 - Unknown

livebaseballscorecards.com

BOTTOM

Batter	1	2	3	4	5	6	7	8	9	AB	R	H	RBI	BB	SO	LOB
Ron Hunt, R (1, 4) OBP: 0.364, SLG: 0.295	P4		2B		G6-4-3 1-2f			P6		4	0	1	0	0	0	2
Tim McCarver, L (1, 2) OBP: 0.315, SLG: 0.341 Clyde Mashore, R (8, PR) OBP: 0.280, SLG: 0.331 Mike Marshall, R (9, 1) OBP: 0.208, SLG: 0.182	BBBB 4-0 CS BB		6-3			G3		1B 1-3		3 0 0	0 0 0	1 0 0	0 0 0	1 0 0	0 0 0	1 0 0
Ken Singleton, S (1, 7) OBP: 0.366, SLG: 0.413 (9, 9)	2-3 1-2			SSS K		P7		FC6-4 1-2 3-H 1B		4	0	1	1	0	1	1
Ron Fairly, L (1, 3) OBP: 0.346, SLG: 0.425 Bob Bailey, R (8, PH) OBP: 0.314, SLG: 0.369 (9, 3)		6-3		1B		3-1		SSS K		3 1	0 0	1 0	0 0	0 0	0 1	0 2
Jim Fairey, L (1, 9) OBP: 0.287, SLG: 0.291 John Boccabella, R (8, PH) OBP: 0.265, SLG: 0.298 (9, 2)		WP 1B		P8			G3	FC6-4 1-2f		3 1	0 0	1 0	0 0	0 0	0 0	1 2
Boots Day, L (1, 8) OBP: 0.292, SLG: 0.276 Ron Woods, R (9, PH) OBP: 0.318, SLG: 0.424	P7 1-2			1B 1-2			1-3		F7	3 1	0 0	1 0	0 0	0 0	0 0	1 0
Tim Foli, R (1, 6) OBP: 0.277, SLG: 0.281	6-3			6-3			1B		5-3	4	0	1	0	0	0	3
Coco Laboy, R (1, 5) OBP: 0.343, SLG: 0.421		5-3			G6-4-3 1B		P3		SSS K	4	0	1	0	0	1	1
Carl Morton, R (1, 1) OBP: 0.211, SLG: 0.212 Mike Jorgensen, L (8, PH) OBP: 0.331, SLG: 0.386 Pepe Mangual, R (8, PR) OBP: 0.333, SLG: 0.250 (9, 7)		5-3			SSS K			1B 1B 1B		2 1 0	0 0 1	0 1 0	0 0 0	1 0 0	1 0 0	1 0 0
Inning Stats	R: 0 E: 0 K: 0 S: 2 H: 0 LOB: 0 BB: 1 P: 6	R: 0 E: 0 K: 0 S: 4 H: 1 LOB: 1 BB: 0 P: 4	R: 0 E: 0 K: 0 S: 4 H: 1 LOB: 1 BB: 0 P: 4	R: 0 E: 0 K: 1 S: 7 H: 2 LOB: 2 BB: 0 P: 7	R: 0 E: 0 K: 1 S: 5 H: 1 LOB: 0 BB: 0 P: 5	R: 0 E: 0 K: 0 S: 3 H: 0 LOB: 0 BB: 0 P: 3	R: 0 E: 0 K: 0 S: 4 H: 1 LOB: 1 BB: 0 P: 4	R: 1 E: 0 K: 1 S: 8 H: 3 LOB: 2 BB: 0 P: 8	R: 0 E: 0 K: 1 S: 5 H: 0 LOB: 0 BB: 0 P: 5	1B: 8 2B: 1 3B: 0 HR: 0 SF: 0 SAC: 0 DP: 1 HBP: 0						

	AB	34
	R	1
	H	9
	RBI	1
	BB	1
	SO	4
	LOB	15

WP: 1 PA: 35
PB: 0
SB: 0
CS: 1

PITCHER		IP	WLS	BF	H	R	ER	SO	BB	IBB	HBP	BLK	WP	HR	S	P	ERA	WHIP
Tommy Moore, R ERA: 2.92	(1, 1)	7.1		29	8	1	1	2	1	0	0	0	1	0	32	36	1.23	1.227
Tug McGraw, L ERA: 1.73	(8, 1)	1.2	W	6	1	0	0	2	0	0	0	0	0	0	10	10	0.00	0.600

PITCHER	IP	WLS	BF	H	R	ER	SO	BB	IBB	HBP	BLK	WP	HR	S	P	ERA	WHIP

Batter	1	2	3	4	5	6	7	8	9	AB	R	H	RBI	BB	SO	LOB
Wayne Garrett, L (1, 5) OBP: 0.369, SLG: 0.304	G3			E4 G4-6-3		1B 3B		G3		4	1	1	0	0	0	0
Ken Boswell, L (1, 4) OBP: 0.268, SLG: 0.309	F2			G4-6-3 1-2f		BB HR 1B 3-H		4-3		4	1	1	1	0	0	1
John Milner, L (1, 7) OBP: 0.345, SLG: 0.430	K			4-3		BBBB HR BB 1-2		4-3		3	1	0	0	1	1	0
Ed Kranepool, L (1, 3) OBP: 0.338, SLG: 0.398		K			4-3	L6			6-3 1B 2B	4	1	1	0	0	1	2
Dave Schneck, L (1, 8) OBP: 0.248, SLG: 0.319		K			P6	HR 1-H 2-H			F2	4	1	1	3	0	1	1
Duffy Dyer, R (1, 2) OBP: 0.300, SLG: 0.377		K			BB 1B	P3			6-3 2-3	3	0	0	0	1	1	1
Don Hahn, R (1, 9) OBP: 0.281, SLG: 0.179			K		1B 1-2		K		1B 3-H	4	0	2	1	0	2	0
Ted Martinez, R (1, 6) OBP: 0.251, SLG: 0.276			K		F7		4-3		P4	4	0	0	0	0	1	3
Tom Seaver, R (1, 1) OBP: 0.191, SLG: 0.303			K			L6	5-3			3	0	0	0	0	1	0
Inning Stats	R: 0 E: 0 K: 1 S: 5 / H: 0 LOB: 0 BB: 0 P: 5	R: 0 E: 0 K: 3 S: 9 / H: 0 LOB: 0 BB: 0 P: 9	R: 0 E: 0 K: 3 S: 9 / H: 0 LOB: 0 BB: 0 P: 9	R: 0 E: 1 K: 0 S: 3 / H: 0 LOB: 0 BB: 0 P: 3	R: 0 E: 0 K: 0 S: 4 / H: 1 LOB: 2 BB: 1 P: 8	R: 4 E: 0 K: 0 S: 6 / H: 3 LOB: 0 BB: 1 P: 10	R: 0 E: 0 K: 1 S: 5 / H: 0 LOB: 0 BB: 0 P: 5	R: 0 E: 0 K: 0 S: 3 / H: 0 LOB: 0 BB: 0 P: 3	R: 1 E: 0 K: 0 S: 5 / H: 2 LOB: 1 BB: 0 P: 5	1B: 3 2B: 1 3B: 1 HR: 1 / SF: 0 SAC: 0 DP: 1 HBP: 0							

TOP

New York Mets @ Montreal Expos

Jarry Park, Montreal, QB

Tue Oct 03 1972, 7:05 PM EDT

Unknown

livebaseballscorecards.com

AB	33
R	5
H	6
RBI	5
BB	2
SO	8
LOB	8

PITCHER		IP	WLS	BF	H	R	ER	SO	BB	IBB	HBP	BLK	WP	HR	S	P	ERA	WHIP
Steve Renko, R ERA: 5.2	(1, 1)	6.0	L	24	4	4	4	7	2	0	0	0	0	1	36	44	6.00	1.000
John Strohmayer, R ERA: 3.52	(7, 1)	2.0		6	0	0	0	1	0	0	0	0	0	0	8	8	0.00	0.000
Joe Gilbert, L ERA: 8.45	(9, 1)	1.0		5	2	1	1	0	0	0	0	0	0	0	5	5	9.00	2.000

PITCHER	IP	WLS	BF	H	R	ER	SO	BB	IBB	HBP	BLK	WP	HR	S	P	ERA	WHIP

New York Mets @ Montreal Expos

Jarry Park, Montreal, QB

Tue Oct 03 1972, 7:05 PM EDT

Unknown

BOTTOM

livebaseballscorecards.com

Batter	1	2	3	4	5	6	7	8	9	AB	R	H	RBI	BB	SO	LOB
Ron Hunt, R (1, 4) OBP: 0.365, SLG: 0.296	0-0 1B		H 1-0 1-2 HBP		S S S 0-3 ③ K			x 0-0 ② L3		3	0	1	0	0	1	0
Tim McCarver, L (1, 2) OBP: 0.313, SLG: 0.338	x 0-0 ① F7		x 0-0 ② F7			x 0-0 ① G3		x 0-0 ③ 1-3		4	0	0	0	0	0	3
Mike Jorgensen, L (1, 7) OBP: 0.330, SLG: 0.383	S S S 0-3 ② K		x 0-0 ③ F8			B B B B 4-0 BB			x 0-0 ① F2	3	0	0	0	1	1	3
Ron Fairly, L (1, 3) OBP: 0.348, SLG: 0.432	x 0-0 ③ 1-3			x 0-0 4-3 SH1-4 1B		x 0-0 ② P6			x 0-0 HR	4	1	2	1	0	0	2
Jim Fairey, L (1, 9) OBP: 0.288, SLG: 0.314		x 0-0 ① F8		x 0-0 ① SH1-4 1-2		x 0-0 ③ F7			x 0-0 HR	3	1	1	1	0	0	1
Boots Day, L (1, 8) OBP: 0.292, SLG: 0.276		S S S 0-3 ② K		x 0-0 ② 4-3 2-3			x 0-0 ① F8		x 0-0 1B 1B	4	0	1	0	0	1	1
Coco Laboy, R (1, 5) OBP: 0.338, SLG: 0.410 Clyde Mashore, R (9, PR) OBP: 0.280, SLG: 0.331		x 0-0 ③ F8		S S S 0-3 ③ K			x 0-0 ② F9		x 0-0 1-2 1B	4 0	0 0	1 0	0 0	0 0	1 0	1 0
Hector Torres, R (1, 6) OBP: 0.215, SLG: 0.221 Hal Breeden, R (9, PH) OBP: 0.275, SLG: 0.354			x 0-0 ① P9		x 0-0 ① F8		S S S 0-3 ③ K	S S S	0-3 ② K	3 1	0 0	0 0	0 0	0 0	1 1	0 2
Steve Renko, R (1, 1) OBP: 0.292, SLG: 0.292 John Strohmayer, R (7, 1) Ken Singleton, S (8, PH) OBP: 0.366, SLG: 0.412 Joe Gilbert, R (9, 1) Bob Bailey, R (9, PH) OBP: 0.314, SLG: 0.368			x 0-0 WP 1B		x 0-0 ② 5-3			S S S 0-3 ① K	S S S 0-3 ③ K	2 0 1 0 1	0 0 0 0 0	1 0 0 0 2	0 0 0 0 1	0 0 0 0 0	0 0 1 0 2	0 0 0 0 0
Inning Stats	R: 0 E: 0 K: 1 S: 6 H: 1 LOB: 1 BB: 0 P: 6	R: 0 E: 0 K: 1 S: 5 H: 0 LOB: 0 BB: 0 P: 5	R: 0 E: 0 K: 0 S: 4 H: 1 LOB: 2 BB: 0 P: 5	R: 0 E: 0 K: 1 S: 6 H: 1 LOB: 1 BB: 0 P: 6	R: 0 E: 0 K: 1 S: 5 H: 0 LOB: 0 BB: 0 P: 5	R: 0 E: 0 K: 0 S: 3 H: 0 LOB: 1 BB: 1 P: 7	R: 0 E: 0 K: 1 S: 5 H: 0 LOB: 0 BB: 0 P: 5	R: 0 E: 0 K: 1 S: 5 H: 0 LOB: 0 BB: 0 P: 5	R: 2 E: 0 K: 2 S: 11 H: 4 LOB: 2 BB: 0 P: 11	1B: 5 2B: 0 3B: 0 HR: 2	SF: 0 SAC: 1 DP: 0 HBP: 1						

	AB	33
	R	2
	H	7
	RBI	2
	BB	1
	SO	8
	LOB	15

WP: 1 PB: 0 SB: 0 CS: 0 PA: 36

PITCHER	IP	WLS	BF	H	R	ER	SO	BB	IBB	HBP	BLK	WP	HR	S	P	ERA	WHIP
Tom Seaver, R (1, 1) ERA: 2.92	9.0	W	36	7	2	2	8	1	0	1	0	1	2	50	55	2.00	0.889

PITCHER	IP	WLS	BF	H	R	ER	SO	BB	IBB	HBP	BLK	WP	HR	S	P	ERA	WHIP

Batter	1	2	3	4	5	6	7	8	9	10	11	12	AB	R	H	RBI	BB	SO	LOB
Wayne Garrett, L (1, 5) OBP: 0.374, SLG: 0.315	P4		2B E BB		1-3 1B 2B		1-3 1B 1B		4-3			1B 2B	5	3	3	0	1	0	0
Ken Boswell, L (1, 4) OBP: 0.274, SLG: 0.318	6-3		1-H E8 2B		2-H 3-H 1B		1-2 3-H FC4-6 1B		F8			2-H 1B	6	0	4	3	0	0	0
John Milner, L (1, 7) OBP: 0.340, SLG: 0.423	F6		K		F7		FC4-6 1-2f			K		F8	6	0	0	0	0	2	4
Tug McGraw, R (12, 1) OBP: 0.182, SLG: 0.100													0	0	0	0	0	0	0
Ed Kranepool, L (1, 3) OBP: 0.336, SLG: 0.394		4-3		4-3	F7			FC3-6 1B		4-3			5	0	1	0	0	0	1
Dave Schneck, L (1, 8) OBP: 0.254, SLG: 0.317		FC6-4 BB		1B 1B		F8		FC3-6 1B 1-2f		L4			4	0	1	0	1	0	1
Bill Sudakis, S (1, 2) OBP: 0.236, SLG: 0.204		F7		G4-6-3 1-2 1B		F7		1-2 1B			P4		5	0	2	0	0	0	1
Don Hahn, R (1, 9) OBP: 0.243, SLG: 0.152		FC6-4 1-2f		G4-6-3 1-2f		K		K			6-3		5	0	0	0	0	2	5
Ted Martinez, R (1, 6) OBP: 0.248, SLG: 0.272			5-3		4-3		K	P6			F9		5	0	0	0	0	1	2
Hank Webb, R (1, 1)			F3		E4 2B 1B		BB 1B 1B		K			P6	2	1	0	0	0	0	0
Dave Marshall, L (7, PH) OBP: 0.346, SLG: 0.359													0	0	0	0	1	0	0
Danny Frisella, L (7, 1) OBP: 0.286, SLG: 0.286													1	0	0	0	0	1	0
Rusty Staub, L (12, PH) OBP: 0.372, SLG: 0.452													1	0	0	0	0	0	0
Cleon Jones, R (12, 7) OBP: 0.306, SLG: 0.333													0	0	0	0	0	0	0
Inning Stats	R: 0 E: 0 K: 0 S: 3 / H: 0 LOB: 0 BB: 0 P: 3	R: 0 E: 0 K: 0 S: 3 / H: 0 LOB: 1 BB: 1 P: 7	R: 1 E: 1 K: 1 S: 6 / H: 1 LOB: 1 BB: 1 P: 10	R: 0 E: 0 K: 0 S: 4 / H: 2 LOB: 1 BB: 0 P: 4	R: 2 E: 1 K: 0 S: 6 / H: 2 LOB: 1 BB: 0 P: 6	R: 0 E: 0 K: 1 S: 5 / H: 0 LOB: 0 BB: 0 P: 5	R: 0 E: 0 K: 1 S: 6 / H: 2 LOB: 2 BB: 1 P: 10	R: 0 E: 0 K: 1 S: 7 / H: 2 LOB: 2 BB: 0 P: 7	R: 0 E: 0 K: 1 S: 5 / H: 0 LOB: 0 BB: 0 P: 5	R: 0 E: 0 K: 1 S: 5 / H: 0 LOB: 0 BB: 0 P: 5	R: 0 E: 0 K: 0 S: 3 / H: 0 LOB: 0 BB: 0 P: 3	R: 1 E: 0 K: 0 S: 4 / H: 2 LOB: 0 BB: 0 P: 4	1B: 8 2B: 3 3B: 0 HR: 0 / SF: 0 SAC: 0 DP: 1 HBP: 0	WP: 0 PB: 0 SB: 0 CS: 0 / PA: 48					

PITCHER		IP	WLS	BF	H	R	ER	SO	BB	IBB	HBP	BLK	WP	HR	S	P	ERA	WHIP
Mike Torrez, R ERA: 3.33	(1, 1)	4.1		20	5	3	1	1	2	0	0	0	0	0	20	28	2.08	1.615
Ernie McAnally, R ERA: 3.81	(5, 1)	4.2		18	4	0	0	4	1	0	0	0	0	0	25	29	0.00	1.071
Tom Walker, R ERA: 2.89	(10, 1)	3.0	L	10	2	1	1	1	0	0	0	0	0	0	12	12	3.00	0.667

PITCHER	IP	WLS	BF	H	R	ER	SO	BB	IBB	HBP	BLK	WP	HR	S	P	ERA	WHIP

TOP

New York Mets @ Montreal Expos

Jarry Park, Montreal, QB

Tue Oct 03 1972, 7:05 PM EDT

Att. 10,767 - Unknown

livebaseballscorecards.com

AB	45
R	4
H	11
RBI	3
BB	3
SO	6
LOB	14

Batter	1	2	3	4	5	6	7	8	9	10	11	12	AB	R	H	RBI	BB	SO	LOB
Ron Hunt, R (1, 4) OBP: 0.362, SLG: 0.296	0-0 2B		0-0 F9 ①		0-0 F8 ①		0-0 1-6-3 ①		0-0 FC6-4 ③ 1-2f			0-0 G6-3 ①② 1-2f	6	0	1	0	0	0	2
Boots Day, L (1, 8) OBP: 0.288, SLG: 0.272 Hal Breeden, R (12, PH) OBP: 0.283, SLG: 0.361 Ron Woods, R (12, PR) OBP: 0.318, SLG: 0.424	SSS 0-3 K ①		SSS 0-3 K ②		0-0 4-3 ②		0-0 4-3 ②			0-0 6-3 ①		0-0 FC5-4 1B	5 1 0	0 0 0	0 1 0	0 0 0	0 0 0	2 0 0	1 0 0
Ken Singleton, S (1, 7) OBP: 0.364, SLG: 0.411	0-0 F7 ②		0-0 4-3 ③		0-0 1B 2B		SSS 0-3 K ③			SSS 0-3 K ②		0-0 FC5-4 ③ 1-2f	6	0	1	0	0	2	2
Ron Fairly, L (1, 3) OBP: 0.348, SLG: 0.430	0-0 3-1 ③			BBBB 4-0 BB 2B BB	0-0 2-H 1B ③			0-0 4-3 ①		0-0 F3 ③			4	1	1	0	1	0	1
Jim Fairey, L (1, 9) OBP: 0.285, SLG: 0.305		BBBB 4-0 1B 1-3 BB		0-0 F9 ①		0-0 1-3 ①		0-0 4-3 ②			SSS 0-3 K ①		4	1	0	0	1	1	1
Tim Foli, R (1, 6) OBP: 0.280, SLG: 0.283		0-0 1-3 1B 1-3		BBBB 4-0 BB 2B 1-2		0-0 4-3 1B		0-0 P6 ③			0-0 4-3 ② 1-2f		4	1	2	0	1	0	0
John Boccabella, R (1, 2) OBP: 0.264, SLG: 0.296		SSS 0-3 K ①		0-0 F8 ②		0-0 4-3 ② 1-2			0-0 F2 ①		0-0 1B		5	0	1	0	0	1	5
Coco Laboy, R (1, 5) OBP: 0.342, SLG: 0.415		0-0 1-3 ② 1-2 3-H		0-0 2B 1-H 2-H		IIII 4-0 IBB			SSS 0-3 K ② 1-2f		0-0 F7 ③		4	0	1	3	1	1	2
Mike Torrez, R (1, 1) OBP: 0.195, SLG: 0.200 Ernie McAnally, R (5, 1) OBP: 0.143, SLG: 0.132 Mike Jorgensen, L (9, PH) OBP: 0.332, SLG: 0.384 Pepe Mangual, R (9, PR) OBP: 0.333, SLG: 0.250 Tom Walker, R (10, 1) Bob Bailey, R (12, PH) OBP: 0.315, SLG: 0.369 Clyde Mashore, R (12, PR) OBP: 0.280, SLG: 0.331	SSS 0-3 K ③			0-0 F7 ③		SSS 0-3 K ③			0-0 FC6-4 1B			0-0 G6-3 1B	2 1 1 0 0 1 0	0 0 0 0 0 0 0	0 0 1 0 0 1 0	0 1 0 0 0 0 0	0 2 0 0 0 0 0	1 0 0 0 0 0 0	2 2 0 0 0 0 0
Inning Stats	R: 0 H: 1 E: 0 LOB: 1 K: 1 BB: 0 S: 6 P: 6	R: 1 H: 1 E: 0 LOB: 1 K: 2 BB: 1 S: 8 P: 12	R: 0 H: 0 E: 0 LOB: 0 K: 1 BB: 0 S: 5 P: 5	R: 2 H: 1 E: 0 LOB: 1 K: 0 BB: 2 S: 4 P: 12	R: 0 H: 2 E: 0 LOB: 2 K: 0 BB: 0 S: 4 P: 4	R: 0 H: 1 E: 0 LOB: 2 K: 1 BB: 1 S: 6 P: 10	R: 0 H: 0 E: 0 LOB: 0 K: 1 BB: 0 S: 5 P: 5	R: 0 H: 0 E: 0 LOB: 0 K: 0 BB: 0 S: 3 P: 3	R: 0 H: 1 E: 0 LOB: 1 K: 1 BB: 0 S: 6 P: 6	R: 0 H: 0 E: 0 LOB: 0 K: 1 BB: 0 S: 5 P: 5	R: 0 H: 1 E: 0 LOB: 1 K: 1 BB: 0 S: 6 P: 6	R: 0 H: 2 E: 0 LOB: 1 K: 0 BB: 0 S: 4 P: 4	1B: 7 2B: 3 3B: 0 HR: 0	SF: 0 SAC: 0 DP: 1 HBP: 0		WP: 0 PB: 0 SB: 0 CS: 0		PA: 48	

PITCHER		IP	WLS	BF	H	R	ER	SO	BB	IBB	HBP	BLK	WP	HR	S	P	ERA	WHIP
Hank Webb, R ERA: 4.42	(1, 1)	6.0		27	6	3	3	5	3	1	0	0	0	0	33	49	4.50	1.500
Danny Frisella, R ERA: 3.34	(7, 1)	5.0	W	17	2	0	0	4	0	0	0	0	0	0	25	25	0.00	0.400
Tug McGraw, L ERA: 1.71	(12, 1)	1.0	S	4	2	0	0	0	0	0	0	0	0	0	4	4	0.00	2.000

PITCHER	IP	WLS	BF	H	R	ER	SO	BB	IBB	HBP	BLK	WP	HR	S	P	ERA	WHIP

BOTTOM

New York Mets @ Montreal Expos

Jarry Park, Montreal, QB

Tue Oct 03 1972, 7:05 PM EDT

Att. 10,767 - Unknown

livebaseballscorecards.com

AB	44
R	3
H	10
RBI	3
BB	4
SO	9
LOB	18

Batter	1	2	3	4	5	6	7	8	9	AB	R	H	RBI	BB	SO	LOB
Lute Barnes, R (1, 4) OBP: 0.291, SLG: 0.319	F8		K		F7		5-3		6-3	5	0	0	0	0	1	3
Jim Fregosi, R (1, 5) OBP: 0.311, SLG: 0.344	K		K			E6 G3 WP	BB			3	1	0	0	1	2	2
Wayne Garrett, L (9, 5) OBP: 0.374, SLG: 0.315										0	0	0	0	0	0	0
Tommie Agee, R (1, 8) OBP: 0.317, SLG: 0.374	K			FC6-4 1B		G3 2-3	F8			4	0	1	0	0	1	2
Cleon Jones, R (1, 7) OBP: 0.305, SLG: 0.331		6-3		FC6-4 FC6-4 1-2f		HR 3-H	K			3	1	0	0	1	1	2
Jim Beauchamp, R (1, 3) OBP: 0.282, SLG: 0.375		K		FC6-4 1-2f		HR 1-H		F8		4	1	1	2	0	1	1
Ed Kranepool, L (9, 3) OBP: 0.336, SLG: 0.394										0	0	0	0	0	0	0
Duffy Dyer, R (1, 2) OBP: 0.299, SLG: 0.375		F9		K		E6 1B		P3		4	0	1	0	0	1	1
Don Hahn, R (1, 9) OBP: 0.244, SLG: 0.162			1B 1B		P6	K		K		4	0	1	0	0	2	1
Ted Martinez, R (1, 6) OBP: 0.254, SLG: 0.279			1-2 1B			2B	IBB		L5	3	0	2	0	1	0	0
Jon Matlack, L (1, 1) OBP: 0.227, SLG: 0.141			K		K	K			K	4	0	0	0	0	4	5
Tug McGraw, R (9, 1) OBP: 0.182, SLG: 0.100										0	0	0	0	0	0	0
Inning Stats	R: 0 E: 0 K: 2 S: 7 H: 0 LOB: 0 BB: 0 P: 7	R: 0 E: 0 K: 1 S: 5 H: 0 LOB: 0 BB: 0 P: 5	R: 0 E: 0 K: 3 S: 11 H: 2 LOB: 0 BB: 0 P: 11	R: 0 E: 0 K: 1 S: 6 H: 1 LOB: 1 BB: 0 P: 6	R: 0 E: 0 K: 1 S: 6 H: 1 LOB: 1 BB: 0 P: 6	R: 3 E: 2 K: 2 S: 10 H: 2 LOB: 2 BB: 2 P: 18	R: 0 E: 0 K: 1 S: 5 H: 0 LOB: 1 BB: 1 P: 9	R: 0 E: 0 K: 1 S: 5 H: 0 LOB: 0 BB: 0 P: 5	R: 0 E: 0 K: 1 S: 5 H: 0 LOB: 0 BB: 0 P: 5	1B: 4 2B: 1 3B: 0 HR: 1 SF: 0 SAC: 0 DP: 0 HBP: 0							

PITCHER	IP	WLS	BF	H	R	ER	SO	BB	IBB	HBP	BLK	WP	HR	S	P	ERA	WHIP
Balor Moore, L (1, 1) ERA: 3.47	8.0	L	34	6	3	2	12	2	1	0	0	1	1	55	67	2.25	1.000
Mike Marshall, R (9, 1) ERA: 1.78	1.0		3	0	0	0	1	0	0	0	0	0	0	5	5	0.00	0.000

PITCHER	IP	WLS	BF	H	R	ER	SO	BB	IBB	HBP	BLK	WP	HR	S	P	ERA	WHIP

TOP

New York Mets @ Montreal Expos

Jarry Park, Montreal, QB

Wed Oct 04 1972, 7:05 PM EDT

Att. 18,136 - Unknown

livebaseballscorecards.com

AB	34
R	3
H	6
RBI	2
BB	3
SO	13
LOB	17

WP: 1	PB: 0	SB: 0	CS: 0
PA: 37			

New York Mets @ Montreal Expos

Jarry Park, Montreal, QB

Wed Oct 04 1972, 7:05 PM EDT

Att. 18,136 - Unknown

BOTTOM

Batter	1	2	3	4	5	6	7	8	9	AB	R	H	RBI	BB	SO	LOB
Ron Hunt, R (1, 4) OBP: 0.363, SLG: 0.298	P8		F9			FC6-4		HBP		4	0	2	0	0	0	0
Tim Foli, R (1, 6) OBP: 0.280, SLG: 0.281	4-3		F7			FC6-4 FC5-4 1-2f		H G6-4-3 1-2 HBP		3	0	0	0	0	0	1
Bob Bailey, R (1, 7) OBP: 0.315, SLG: 0.368 Mike Marshall, R (9, 1) OBP: 0.208, SLG: 0.182	K			1B G6-4-3		FC5-4 1-2f		G6-4-3 1-2f		4 0	1 0	1 0	0 0	0 0	1 0	3 0
Hal Breeden, R (1, 3) OBP: 0.281, SLG: 0.356		1-3		G6-4-3 1-3		F7			K	4	0	1	0	0	1	1
Ron Woods, R (1, 8) OBP: 0.321, SLG: 0.425		1B		G6-4-3 1-2f 3-H			K		1B	4	0	2	0	0	1	1
Coco Laboy, R (1, 5) OBP: 0.350, SLG: 0.420 Boots Day, L (9, PR) OBP: 0.288, SLG: 0.272		1-2 1B		K			F7		1-2 1B	4 0	0 0	2 0	0 0	0 0	1 0	0 0
Pepe Mangual, R (1, 9) OBP: 0.333, SLG: 0.273 Ken Singleton, S (9, PH) OBP: 0.363, SLG: 0.410	K		K		K		1B		K	3 1	0 0	1 0	0 0	0 0	2 1	2 2
John Boccabella, R (1, 2) OBP: 0.259, SLG: 0.290	K		F8				P1		F5	4	0	0	0	0	1	5
Balor Moore, L (1, 1) OBP: 0.190, SLG: 0.164 Clyde Mashore, R (8, PH) OBP: 0.278, SLG: 0.330 (9, 7)			5-3		K			K		2 1	0 0	0 0	0 0	0 0	1 1	0 0

Inning Stats	1	2	3	4	5	6	7	8	9
	R: 0 E: 0 K: 1 S: 5	H: 0 LOB: 0 BB: 0 P: 5	R: 0 E: 0 K: 2 S: 9	H: 2 LOB: 2 BB: 0 P: 9	R: 0 E: 0 K: 0 S: 3	H: 0 LOB: 0 BB: 0 P: 3	R: 1 E: 0 K: 1 S: 6	H: 2 LOB: 0 BB: 0 P: 6	R: 0 E: 0 K: 2 S: 7	H: 0 LOB: 0 BB: 0 P: 7	R: 0 E: 0 K: 0 S: 4	H: 1 LOB: 1 BB: 0 P: 4	R: 0 E: 0 K: 1 S: 6	H: 1 LOB: 1 BB: 0 P: 6	R: 0 E: 0 K: 1 S: 5	H: 1 LOB: 1 BB: 0 P: 6	R: 0 E: 0 K: 2 S: 9	H: 2 LOB: 2 BB: 0 P: 9

	1B	SF	PA
	2B: 0	SAC: 0	
	3B: 0	DP: 2	
	HR: 0	HBP: 1	

	WP	PB	SB	CS
	0	0	0	0

PITCHER		IP	WLS	BF	H	R	ER	SO	BB	IBB	HBP	BLK	WP	HR	S	P	ERA	WHIP
Jon Matlack, L ERA: 2.32	(1, 1)	8.1	W	32	8	1	1	9	0	0	1	0	0	0	49	50	1.08	0.960
Tug McGraw, L ERA: 1.7	(9, 1)	0.2	S	3	1	0	0	1	0	0	0	0	0	0	5	5	0.00	1.500

PITCHER		IP	WLS	BF	H	R	ER	SO	BB	IBB	HBP	BLK	WP	HR	S	P	ERA	WHIP

AB	34
R	1
H	9
RBI	0
BB	0
SO	10
LOB	15

livebaseballscorecards.com