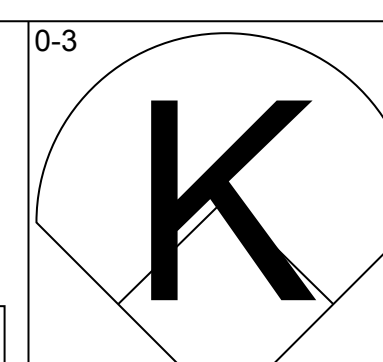
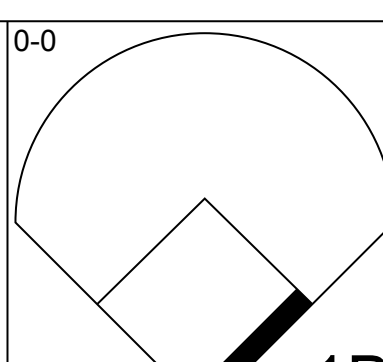
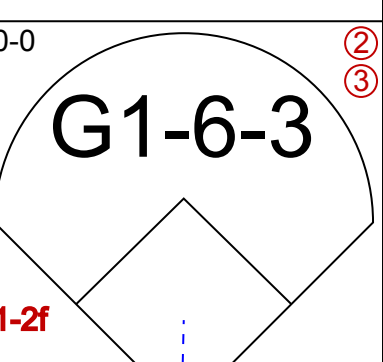
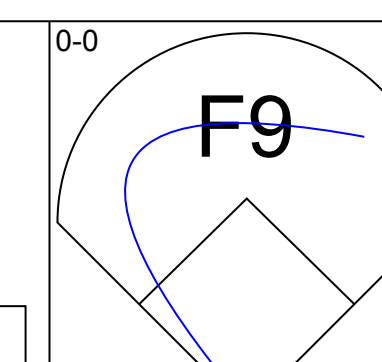
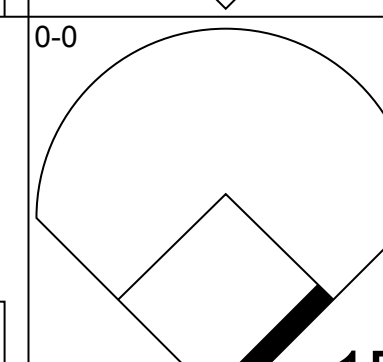
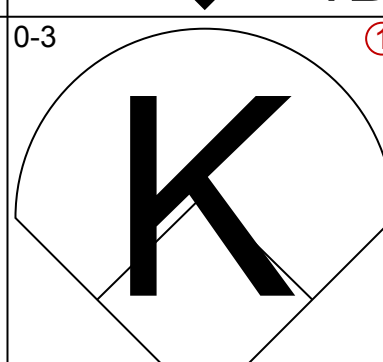
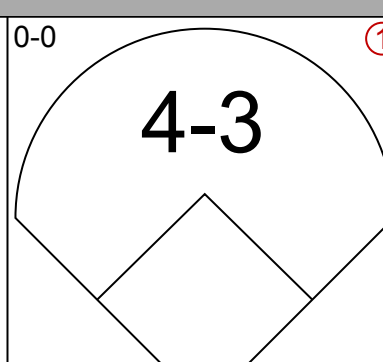
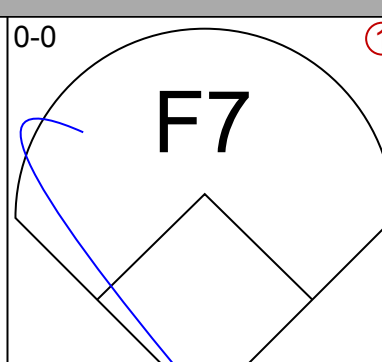
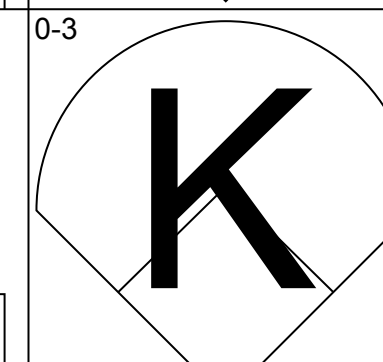
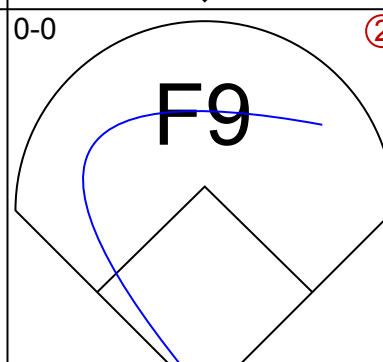
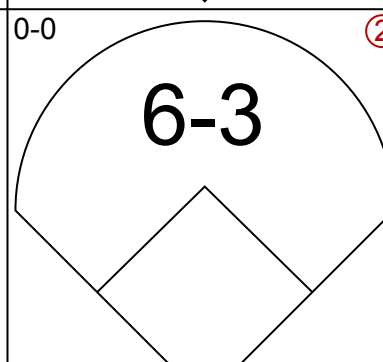
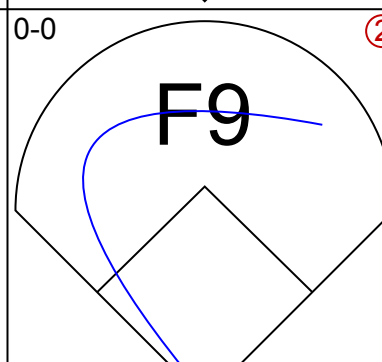
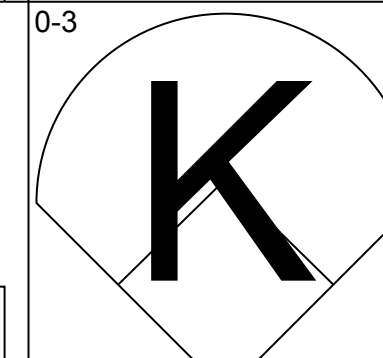
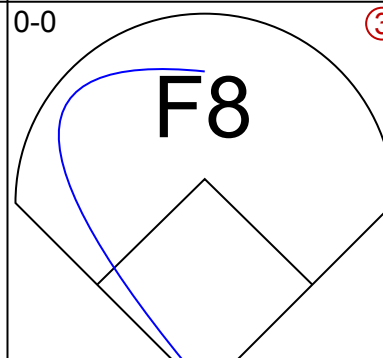
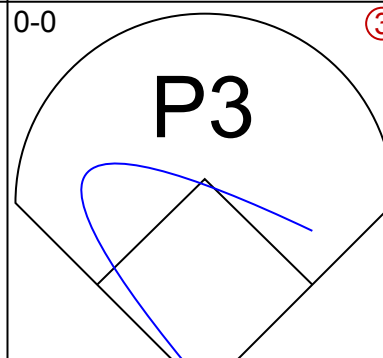
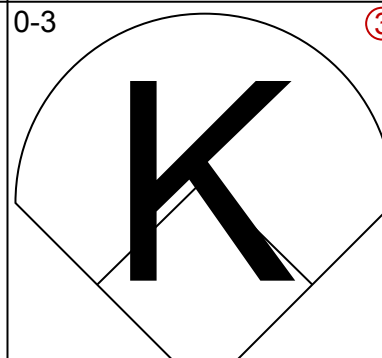
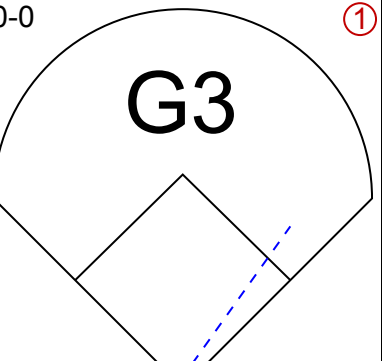
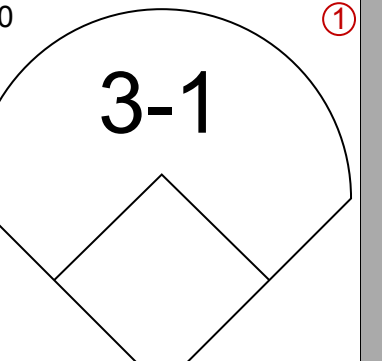
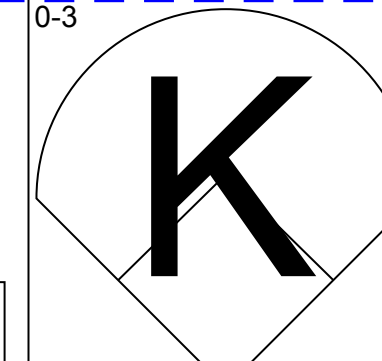
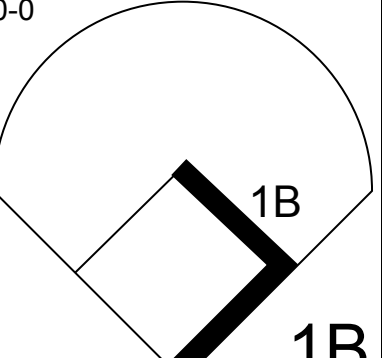
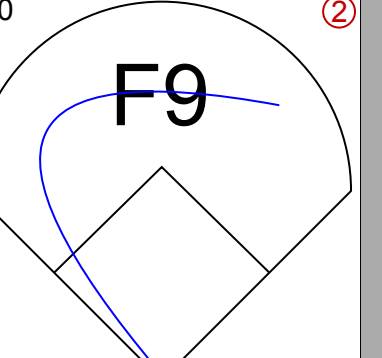
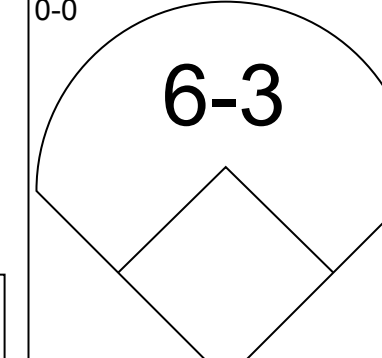
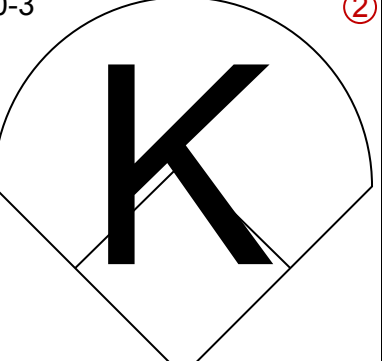

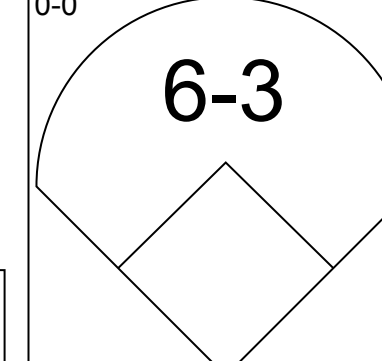
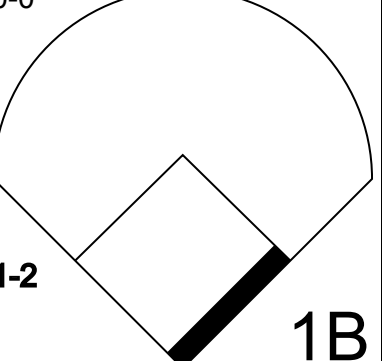
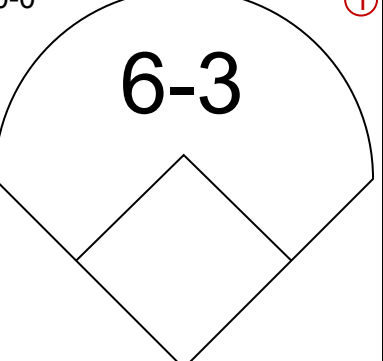
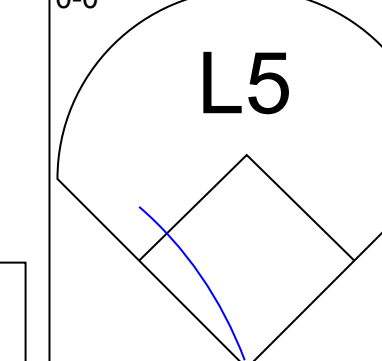
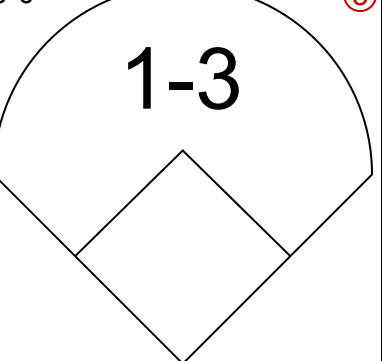
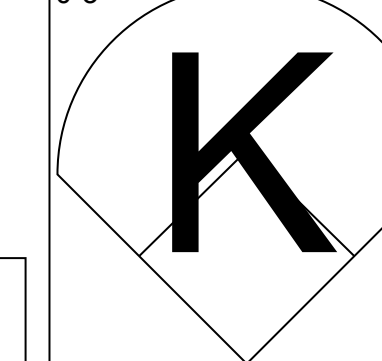
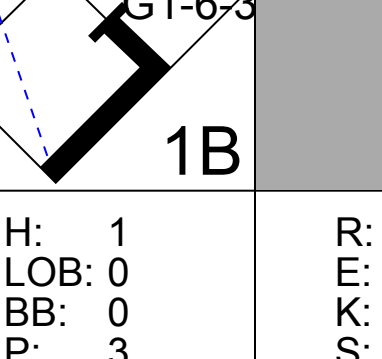


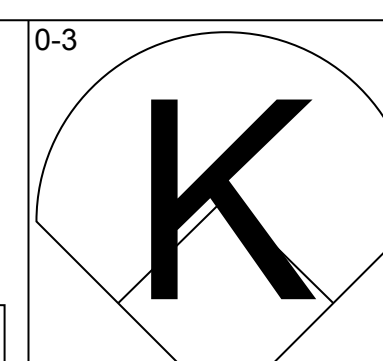
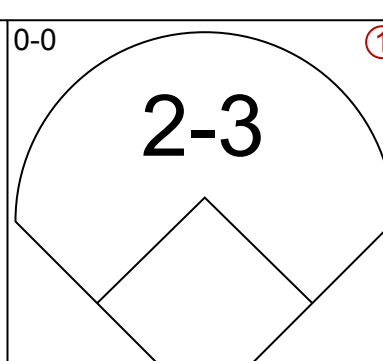
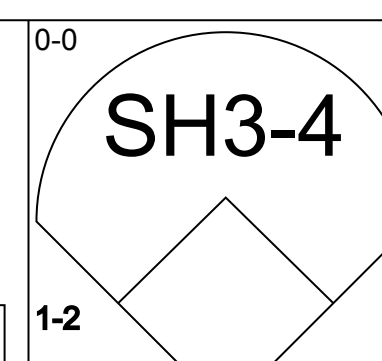
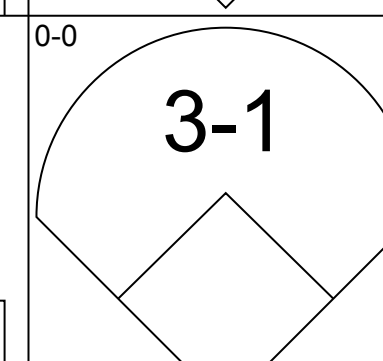
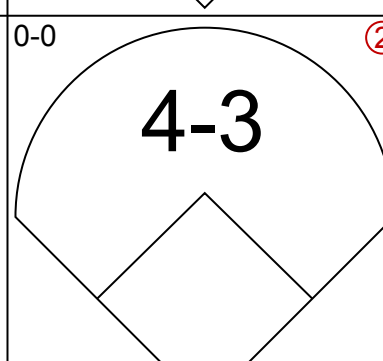
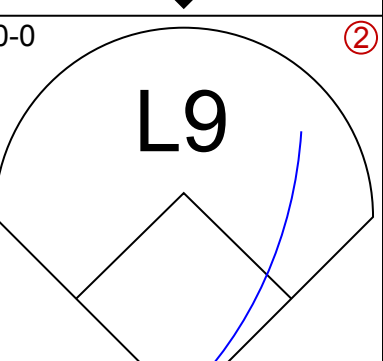
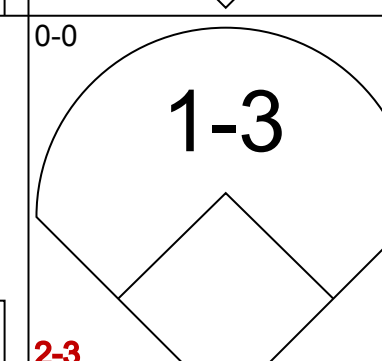
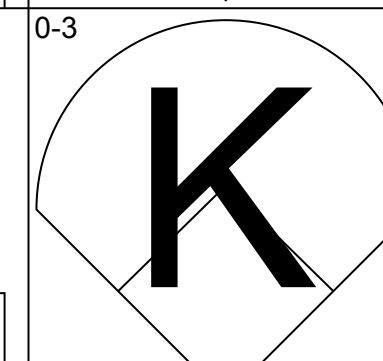
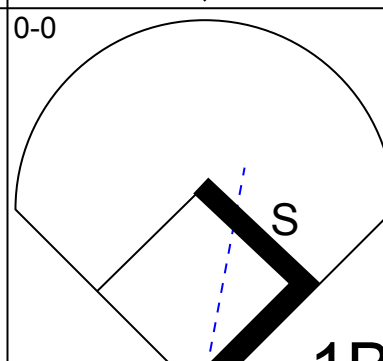
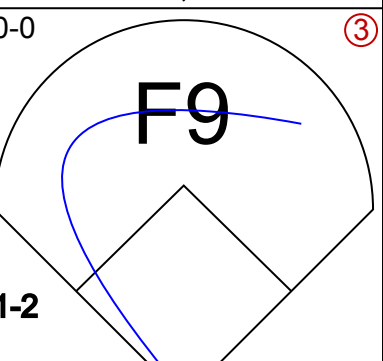
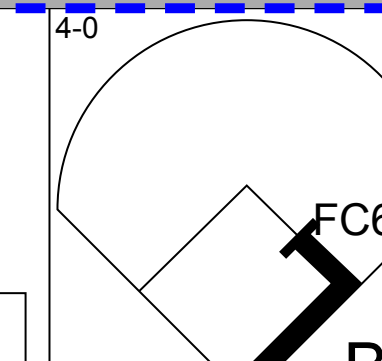
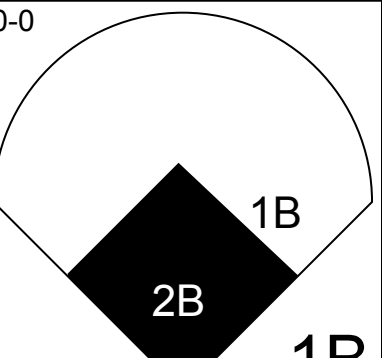
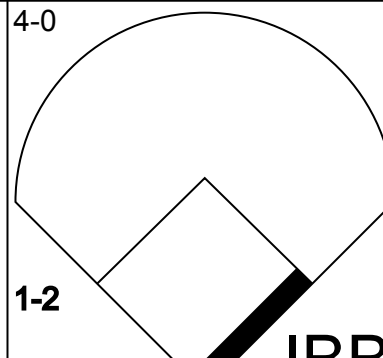

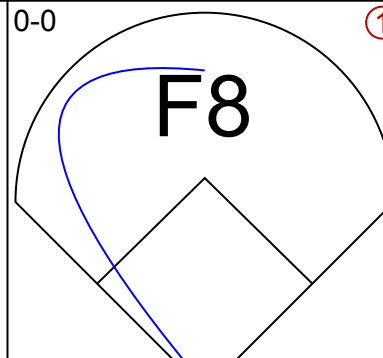
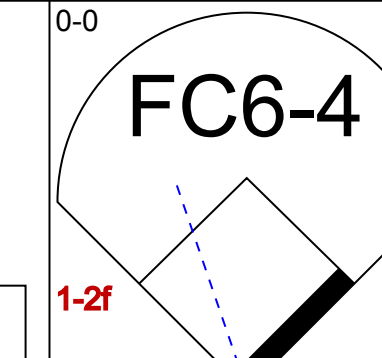
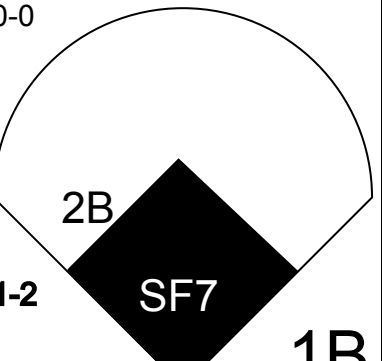
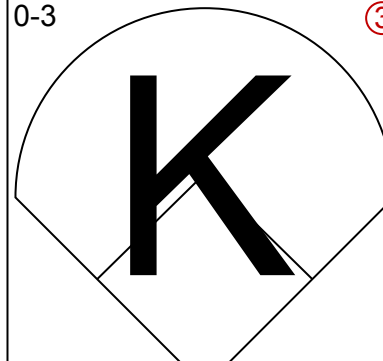
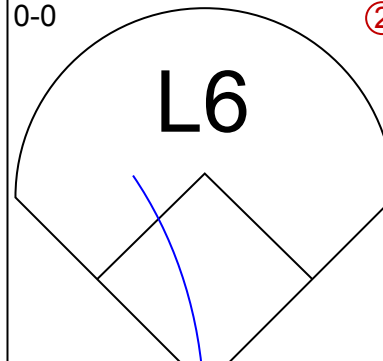
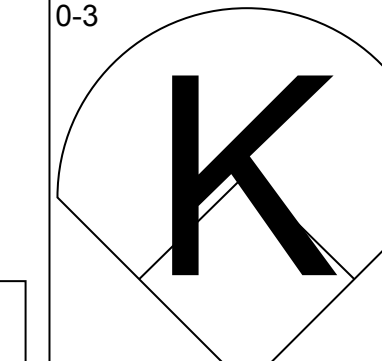
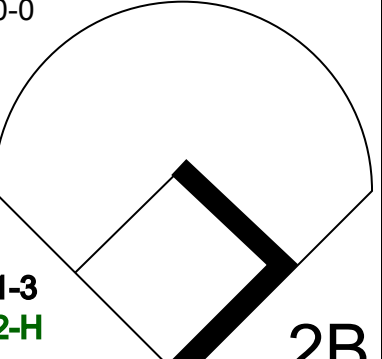
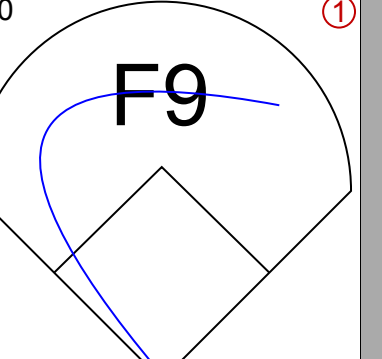
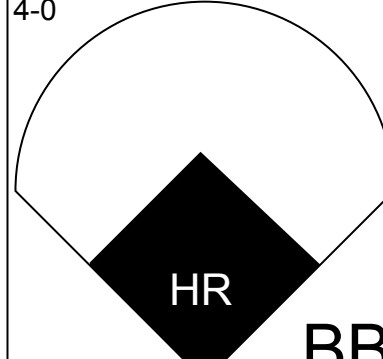
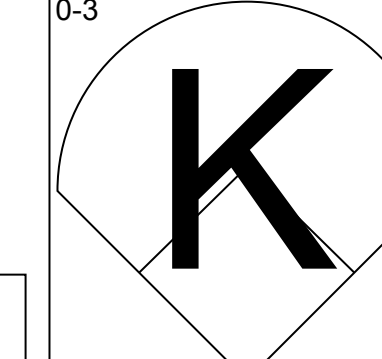
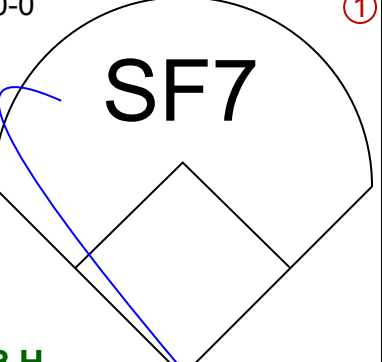

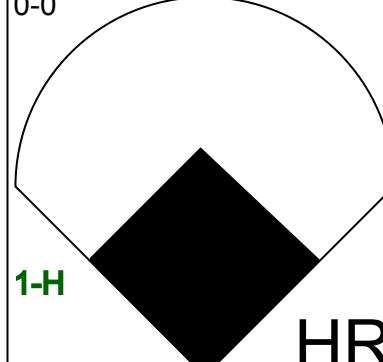
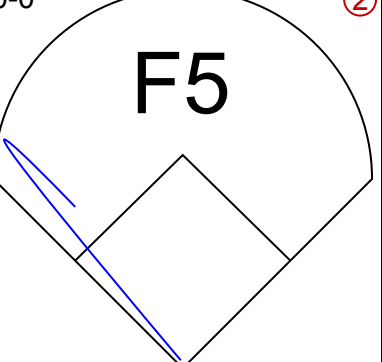
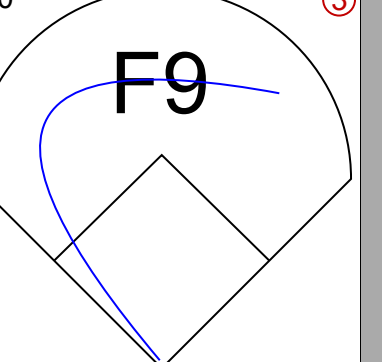
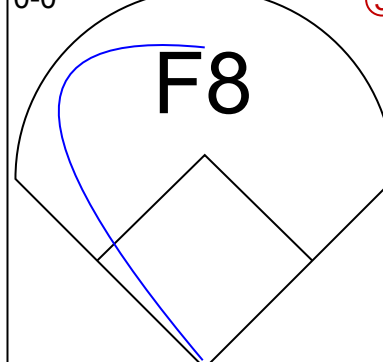
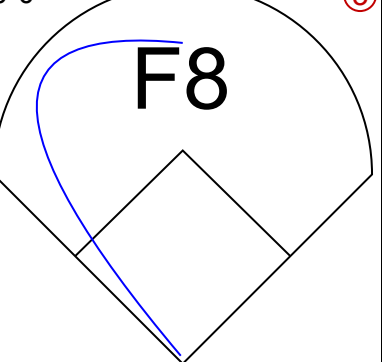
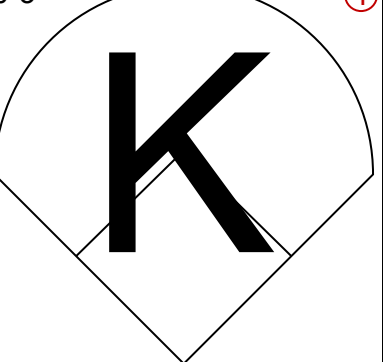
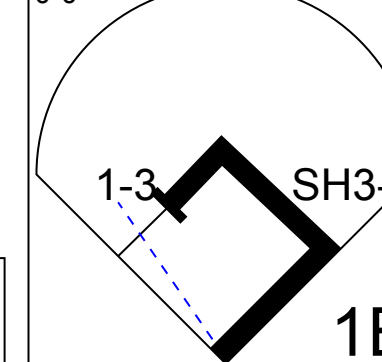
# New York Mets - 1972

Batter	1	2	3	4	5	6	7	8	9	AB	R	H	RBI	BB	SO	LOB	TOP				
Rennie Stennett, R (1,4) OBP: 0.250, SLG: 0.250										4	0	1	0	0	1	1					
Al Oliver, L (1,8) OBP: 0.250, SLG: 0.250										4	0	1	0	0	1	1					
Roberto Clemente, R (1,9)										4	0	0	0	0	1	2					
Willie Stargell, L (1,7)										4	0	0	0	0	2	2					
Richie Hebner, L (1,5)										3	0	0	0	0	1	0					
Manny Sanguillen, R (1,2)										3	0	1	0	0	0	0					
Bob Robertson, R (1,3)										3	0	0	0	0	2	1					
Jackie Hernandez, R (1,6) OBP: 0.333, SLG: 0.333										3	0	1	0	0	0	0					
Dock Ellis, S (1,1) OBP: 0.500, SLG: 0.500										2	0	1	0	0	0	2					
Dave Giusti, R (7,1)										0	0	0	0	0	0	0					
Gene Clines, R (8, PH)										1	0	0	0	0	1	0					
Ramon Hernandez, S (8,1)										0	0	0	0	0	0	0					
<b>Inning Stats</b>	R: 0 E: 0 K: 3 S: 10	H: 1 LOB: 1 BB: 0 P: 10	R: 0 E: 0 K: 1 S: 7	H: 2 LOB: 2 BB: 0 P: 7	R: 0 E: 0 K: 1 S: 6	H: 1 LOB: 1 BB: 0 P: 6	R: 0 E: 0 K: 1 S: 5	H: 0 LOB: 0 BB: 0 P: 5	R: 0 E: 0 K: 0 S: 3	H: 0 LOB: 0 BB: 0 P: 3	R: 0 E: 0 K: 0 S: 5	H: 0 LOB: 0 BB: 0 P: 5	R: 0 E: 0 K: 1 S: 5	H: 0 LOB: 0 BB: 0 P: 5	R: 0 E: 0 K: 1 S: 5	H: 0 LOB: 0 BB: 0 P: 5	1B: 5 2B: 0 3B: 0 HR: 0	SF: 0 SAC: 0 DP: 1 HBP: 0	WP: 0 PB: 0 SB: 0 CS: 0	PA: 31	
<b>PITCHER</b>	IP	WLS	BF	H	R	ER	SO	BB	IBB	HBP	BLK	WP	HR	S	P	ERA	WHIP				
Tom Seaver, R (1,1) ERA: 6.0	6.0	W	22	5	0	0	6	0	0	0	0	0	0	34	34	0.00	0.833				
Tug McGraw, L (7,1) ERA: 6.0	3.0	S	9	0	0	0	3	0	0	0	0	0	0	15	15	0.00	0.000				

Pittsburgh Pirates @ New York Mets  
Shea Stadium, Flushing, NY  
Sat Apr 15 1972, 3:33 AM EST  
Att: 15,893 - Unknown

AB 31  
R 0  
H 5  
RBI 0  
BB 0  
SO 9  
LOB 9



Batter	1	2	3	4	5	6	7	8	9	AB	R	H	RBI	BB	SO	LOB	BOTTOM				
Bud Harrelson, S (1,6) OBP: 0.333, SLG: 0.333										3	0	1	0	0	1	0					
Ken Boswell, L (1,4)										4	0	0	0	0	0	2					
Tommie Agee, R (1,8) OBP: 0.500, SLG: 0.333										3	0	1	0	1	1	1					
Rusty Staub, L (1,9) OBP: 0.500, SLG: 0.333										3	1	1	0	1	0	1					
Cleon Jones, R (1,7) OBP: 0.250, SLG: 0.250										4	1	1	0	0	2	3					
Jim Fregosi, R (1,5) OBP: 0.500, SLG: 0.667										3	1	1	1	1	1	1					
Ed Kranepool, L (1,3) OBP: 0.333, SLG: 2.000										2	1	1	3	0	1	0					
Jerry Grote, R (1,2)										3	0	0	0	0	0	1					
Tom Seaver, R (1,1) ERA: 6.0										2	0	0	0	0	1	1					
Tug McGraw, R (7,1) OBP: 1.000, SLG: 1.000										1	0	1	0	0	0	0					
<b>Inning Stats</b>	R: 0 E: 0 K: 2 S: 7	H: 0 LOB: 0 BB: 0 P: 7	R: 2 E: 0 K: 0 S: 6	H: 3 LOB: 1 BB: 0 P: 6	R: 0 E: 0 K: 1 S: 6	H: 1 LOB: 2 BB: 1 P: 10	R: 0 E: 0 K: 1 S: 5	H: 0 LOB: 0 BB: 0 P: 5	R: 0 E: 0 K: 0 S: 4	H: 1 LOB: 1 BB: 1 P: 8	R: 0 E: 0 K: 0 S: 3	H: 1 LOB: 0 BB: 0 P: 3	R: 0 E: 0 K: 2 S: 7	H: 0 LOB: 1 BB: 1 P: 11	R: 0 E: 0 K: 2 S: 7	H: 0 LOB: 1 BB: 1 P: 11	1B: 5 2B: 1 3B: 0 HR: 1	SF: 1 SAC: 1 DP: 0 HBP: 0	WP: 0 PB: 0 SB: 2 CS: 0	PA: 33	
<b>PITCHER</b>	IP	WLS	BF	H	R	ER	SO	BB	IBB	HBP	BLK	WP	HR	S	P	ERA	WHIP				
Dock Ellis, R (1,1) ERA: 6.0	6.0	L	26	6	4	4	5	1	1	0	0	0	0	34	42	6.00	1.167				
Dave Giusti, R (7,1) ERA: 6.0	1.0		3	1	0	0	0	0	0	0	0	0	0	3	3	0.00	1.000				
Ramon Hernandez, L (8,1) ERA: 6.0	1.0		4	0	0	0	2	1	0	0	0	0	0	7	11	0.00	1.000				

Pittsburgh Pirates @ New York Mets  
Shea Stadium, Flushing, NY  
Sat Apr 15 1972, 3:33 AM EST  
Att: 15,893 - Unknown

AB 28  
R 4  
H 7  
RBI 4  
BB 3  
SO 7  
LOB 10





Batter	1	2	3	4	5	6	7	8	9	AB	R	H	RBI	BB	SO	LOB	TOP					
Rennie Stennett, R OBP: 0.250, SLG: 0.250 (1, 4)										4	1	1	0	0	0	1						
Al Oliver, L OBP: 0.250, SLG: 0.500 (1, 8)										4	1	1	0	0	0	1						
Roberto Clemente, R (1, 9)										3	0	0	0	1	0	1						
Willie Stargell, L OBP: 0.250, SLG: 0.250 Bob Miller, R (8, 1) Ramon Hernandez, S (9, 1)										4	0	2	2	0	1	0						
Richie Hebner, L (1, 5)										3	0	0	0	1	0	2						
Manny Sanguillen, R OBP: 0.143, SLG: 0.143 (1, 2)										4	0	0	0	0	2	3						
Bob Robertson, R (1, 3)										4	0	0	0	0	1	1						
Jackie Hernandez, R OBP: 0.286, SLG: 0.286 (1, 6)										4	0	1	0	0	1	1						
Steve Blass, R Gene Clines, R (8, PH) (8, 7)										2	0	0	0	0	1	1						
<b>Inning Stats</b>	R: 1 E: 0 K: 1 S: 7	H: 2 LOB: 2 BB: 1 P: 11	R: 0 E: 0 K: 0 S: 4	H: 1 LOB: 1 BB: 0 P: 4	R: 0 E: 0 K: 1 S: 5	H: 0 LOB: 0 BB: 0 P: 5	R: 0 E: 1 K: 1 S: 6	H: 0 LOB: 1 BB: 0 P: 6	R: 0 E: 0 K: 1 S: 5	H: 0 LOB: 0 BB: 0 P: 5	R: 0 E: 0 K: 2 S: 3	H: 0 LOB: 0 BB: 0 P: 3	R: 0 E: 0 K: 1 S: 7	H: 0 LOB: 0 BB: 0 P: 7	R: 1 E: 0 K: 0 S: 7	H: 2 LOB: 2 BB: 1 P: 11	R: 0 E: 0 K: 0 S: 3	H: 0 LOB: 0 BB: 0 P: 3	1B: 4 2B: 0 3B: 1 HR: 0	SF: 0 SAC: 0 DP: 0 HBP: 0	WP: 0 PB: 0 CS: 0	PA: 35
<b>PITCHER</b>	IP	WLS	BF	H	R	ER	SO	BB	IBB	HBP	BLK	WP	HR	S	P	ERA	WHIP					
Gary Gentry, R ERA: 1.5 Jon Matlack, L ERA: 4.5 Chuck Taylor, R ERA:	6.0	L	23	3	1	1	4	1	0	0	0	0	0	30	34	1.50	0.667					

Pittsburgh Pirates @ New York Mets  
Shea Stadium, Flushing, NY  
Sun Apr 16 1972, 3:33 AM EST  
Att: 23,241 - Unknown

AB 33  
R 2  
H 5  
RBI 2  
BB 2  
SO 7  
LOB 11



Batter	1	2	3	4	5	6	7	8	9	AB	R	H	RBI	BB	SO	LOB	BOTTOM					
Bud Harrelson, S OBP: 0.143, SLG: 0.143 (1, 6)										4	0	0	0	0	3	0						
Ken Boswell, L OBP: 0.125, SLG: 0.125 (1, 4)										4	0	1	0	0	0	0						
Tommie Agee, R OBP: 0.375, SLG: 0.167 (1, 8)										3	0	0	0	1	2	1						
Rusty Staub, L OBP: 0.250, SLG: 0.143 (1, 9)										4	0	0	0	0	0	1						
Cleon Jones, R OBP: 0.429, SLG: 0.429 (1, 7)										3	0	2	0	0	0	0						
Jim Fregosi, R OBP: 0.286, SLG: 0.333 (1, 5)										3	0	0	0	0	0	2						
Ed Kranepool, L OBP: 0.200, SLG: 1.000 (1, 3)										2	0	0	0	0	0	1						
Jerry Grote, R (1, 2)										3	0	0	0	0	0	2						
Gary Gentry, R John Milner, L (6, PH) Jon Matlack, L (7, 1) Dave Marshall, L (8, PH) Chuck Taylor, R (9, 1)										1	0	0	0	0	0	0						
<b>Inning Stats</b>	R: 0 E: 0 K: 2 S: 7	H: 0 LOB: 0 BB: 0 P: 7	R: 0 E: 0 K: 0 S: 4	H: 1 LOB: 1 BB: 0 P: 4	R: 0 E: 0 K: 1 S: 5	H: 0 LOB: 0 BB: 0 P: 5	R: 0 E: 0 K: 1 S: 5	H: 0 LOB: 0 BB: 0 P: 5	R: 0 E: 0 K: 1 S: 5	H: 0 LOB: 0 BB: 0 P: 5	R: 0 E: 0 K: 0 S: 3	H: 1 LOB: 0 BB: 0 P: 3	R: 0 E: 1 K: 0 S: 5	H: 1 LOB: 2 BB: 0 P: 5	R: 0 E: 0 K: 1 S: 5	H: 0 LOB: 1 BB: 1 P: 9	1B: 3 2B: 0 3B: 0 HR: 0	SF: 0 SAC: 1 DP: 1 HBP: 0	WP: 0 PB: 0 CS: 0	PA: 31		
<b>PITCHER</b>	IP	WLS	BF	H	R	ER	SO	BB	IBB	HBP	BLK	WP	HR	S	P	ERA	WHIP					
Steve Blass, R ERA: Bob Miller, R ERA: Ramon Hernandez, L ERA:	7.0	W	22	2	0	0	5	1	0	0	0	0	0	9	13	0.00	1.200					

Pittsburgh Pirates @ New York Mets  
Shea Stadium, Flushing, NY  
Sun Apr 16 1972, 3:33 AM EST  
Att: 23,241 - Unknown

AB 29  
R 0  
H 3  
RBI 0  
BB 1  
SO 6  
LOB 9





Batter	1	2	3	4	5	6	7	8	9	AB	R	H	RBI	BB	SO	LOB	TOP					
<b>Bud Harrelson, S</b> OBP: 0.167, SLG: 0.091 (1, 6)	F9	4-3		G3		BB			K	4	0	0	0	1	1	2						
<b>Ken Boswell, L</b> OBP: 0.154, SLG: 0.083 (1, 4)	4-3		G6-4-3		4-3	G3			K	4	0	0	0	1	1	3						
<b>Tommie Agee, R</b> OBP: 0.385, SLG: 0.300 (1, 8)	1B		G6-4-3		P4					4	1	1	0	1	0	1						
<b>Rusty Staub, L</b> OBP: 0.308, SLG: 0.182 (1, 9)	1B				K				1-3	4	0	1	0	1	1	1						
<b>Cleon Jones, R</b> OBP: 0.545, SLG: 0.600 (1, 7)										3	0	2	1	1	0	0						
<b>Jim Fregosi, R</b> OBP: 0.273, SLG: 0.300 (1, 5)	K									4	1	1	0	0	1	5						
<b>Ed Kranepool, L</b> OBP: 0.222, SLG: 0.625 (1, 3)		3-1		K					F8	4	0	1	0	0	1	0						
<b>Jerry Grote, R</b> OBP: 0.400, SLG: 0.143 (1, 2)										1	0	1	0	3	0	0						
<b>Jerry Koosman, R</b> OBP: 0.100, SLG: 1.000 (1, 1)										0	0	0	0	0	0	0						
<b>Chuck Taylor, R</b> OBP: 0.100, SLG: 1.000 (5, 1)										0	0	0	0	0	0	0						
<b>John Milner, L</b> OBP: 0.100, SLG: 1.000 (6, 1)										1	0	0	0	0	0	2						
<b>Buzz Capra, R</b> OBP: 0.100, SLG: 1.000 (6, 1)										0	0	0	0	0	0	0						
<b>Dave Marshall, L</b> OBP: 0.100, SLG: 1.000 (8, 1)										1	0	0	0	0	0	1						
<b>Ray Sadecki, L</b> OBP: 0.100, SLG: 1.000 (8, 1)										0	0	0	0	0	0	0						
<b>Tug McGraw, R</b> OBP: 0.100, SLG: 1.000 (8, 1)										0	0	0	0	0	0	0						
<b>Inning Stats</b>	R: 1 E: 0 K: 1 S: 7	H: 2 LOB: 2 BB: 1 P: 11	R: 0 E: 0 K: 0 S: 3	H: 0 LOB: 1 BB: 1 P: 7	R: 0 E: 0 K: 0 S: 2	H: 0 LOB: 2 BB: 3 P: 14	R: 0 E: 0 K: 1 S: 5	H: 0 LOB: 1 BB: 1 P: 9	R: 0 E: 0 K: 1 S: 5	H: 0 LOB: 0 BB: 0 P: 5	R: 0 E: 0 K: 0 S: 5	H: 2 LOB: 3 BB: 2 P: 13	R: 0 E: 0 K: 0 S: 4	H: 1 LOB: 1 BB: 0 P: 4	R: 0 E: 0 K: 0 S: 3	H: 1 LOB: 0 BB: 0 P: 3	R: 0 E: 0 K: 2 S: 8	H: 1 LOB: 1 BB: 0 P: 8	1B: 5 2B: 2 3B: 0 HR: 0	SF: 0 SAC: 2 DP: 2 HBP: 0	WP: 1 PB: 0 SB: 0 CS: 0	PA: 40
<b>PITCHER</b>	IP	WLS	BF	H	R	ER	SO	BB	IBB	HBP	BLK	WP	HR	S	P	ERA	WHIP					
<b>Steve Renko, R</b> ERA: 3.18 (1, 1)	5.2	W	28	4	2	2	3	8	0	0	0	1	0	26	58	3.18	2.118					
<b>John Strohmayr, R</b> ERA: (6, 1)	3.1	S	12	3	0	0	2	0	0	0	0	0	0	16	16	0.00	0.900					

**New York Mets @ Montreal Expos**  
**Jarry Park, Montreal, QB**  
 Tue Apr 18 1972, 3:33 AM EST  
 Att: 29,102 - Unknown

AB	30
R	2
H	7
RBI	1
BB	8
SO	5
LOB	15



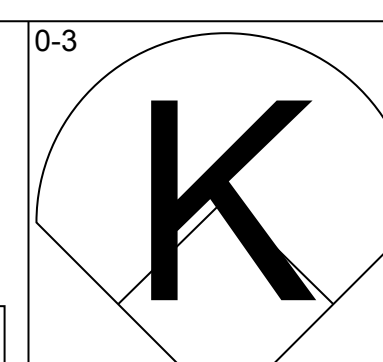
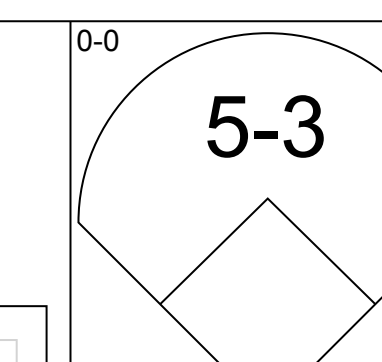
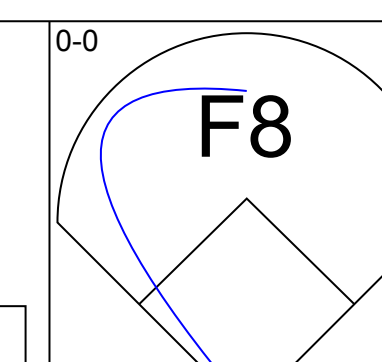
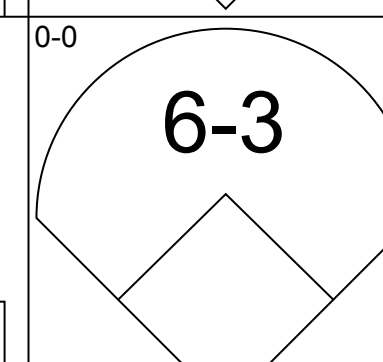
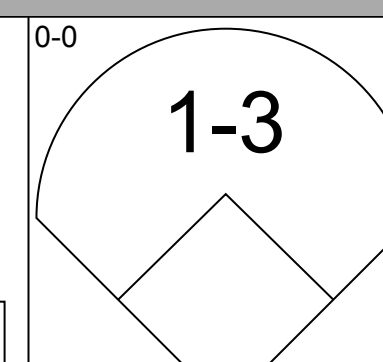
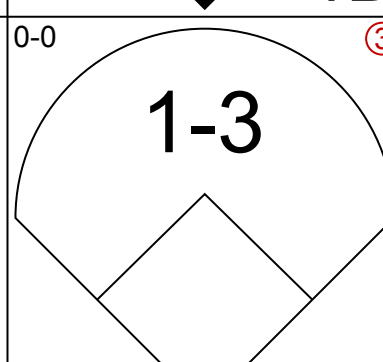
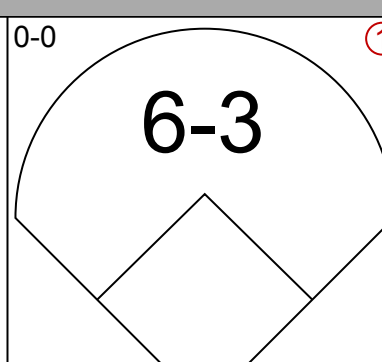
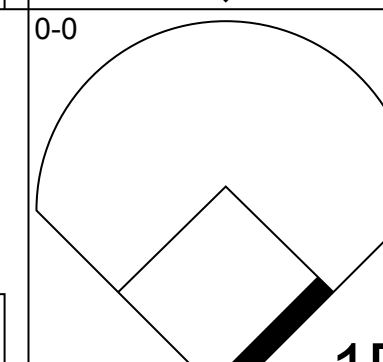
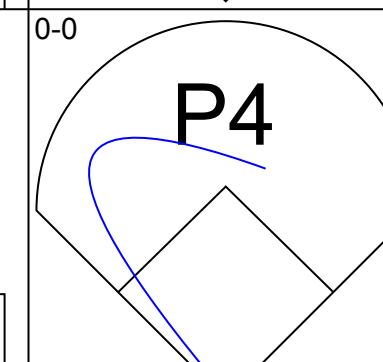
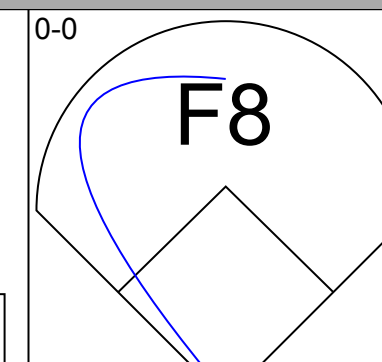
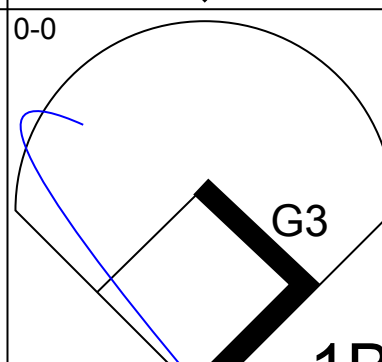
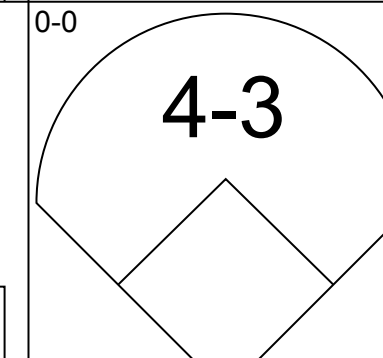
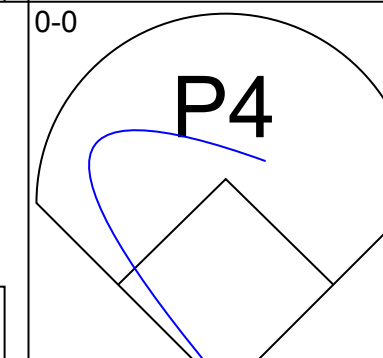
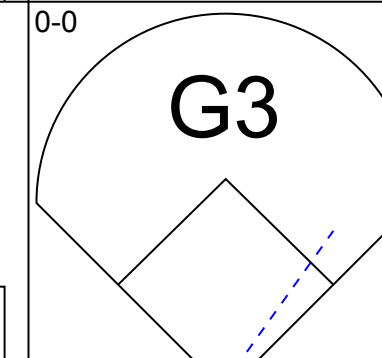
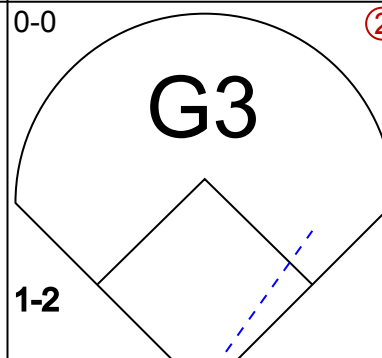
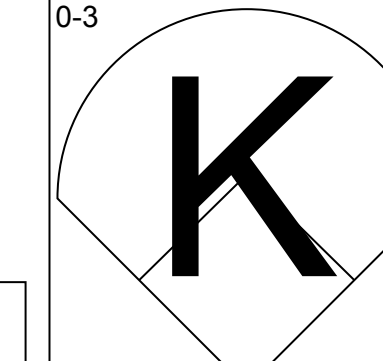
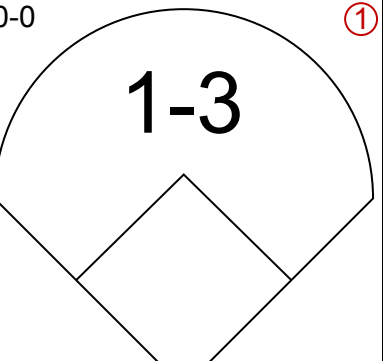
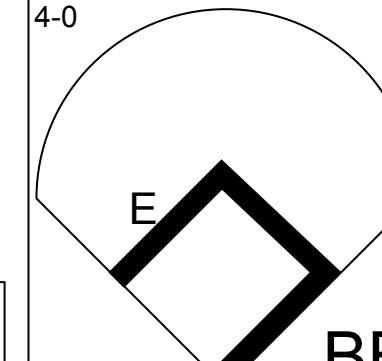
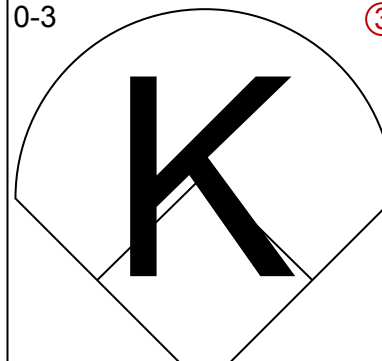
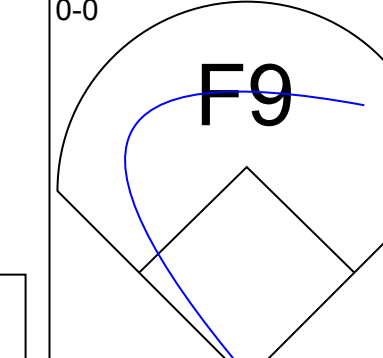
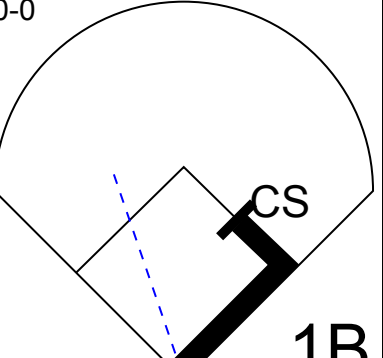
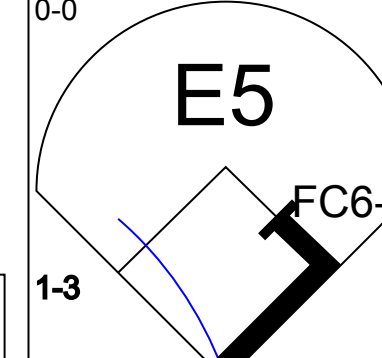
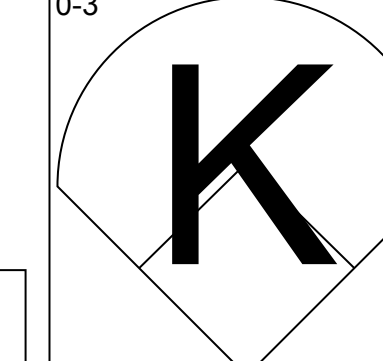
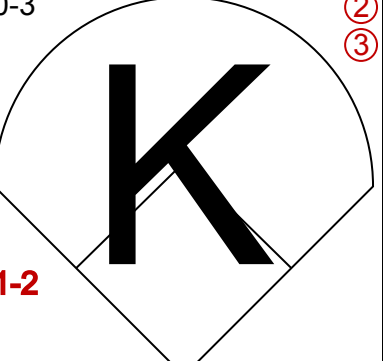
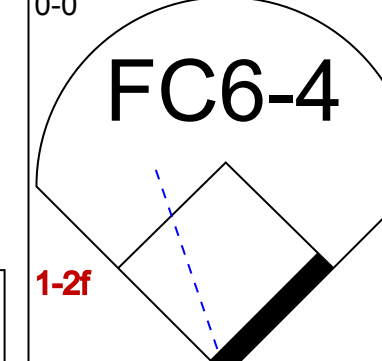
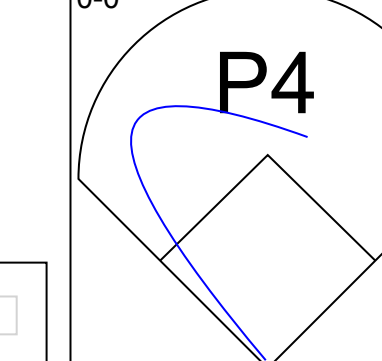
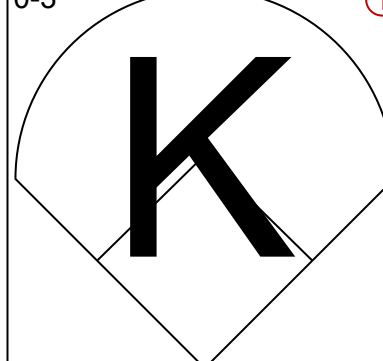
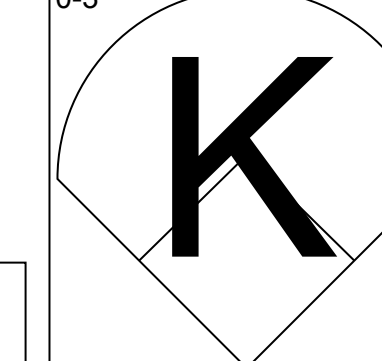
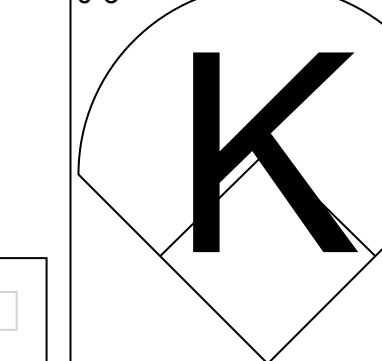

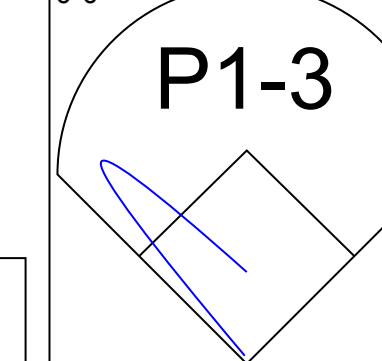
Batter	1	2	3	4	5	6	7	8	9	AB	R	H	RBI	BB	SO	LOB	BOTTOM				
<b>Ron Hunt, R</b> OBP: 0.538, SLG: 0.600 (1, 4)	F8		S		5-3					3	2	1	0	2	1	1					
<b>Ron Woods, R</b> OBP: 0.200, SLG: 0.111 (1, 8)										2	0	0	0	1	1	2					
<b>Boots Day, L</b> OBP: 0.200, SLG: 0.111 (7, 8)	CS		K		5-3					2	0	0	0	0	0	4					
<b>Clyde Mashore, R</b> OBP: 1.000, SLG: 1.000 (1, 9)	2B									1	2	1	1	3	0	0					
<b>Bob Bailey, R</b> OBP: 0.273, SLG: 0.364 (1, 5)										4	2	3	1	0	0	1					
<b>Ken Singleton, S</b> OBP: 0.417, SLG: 0.600 (1, 7)										4	1	2	3	0	1	2					
<b>John Boccabella, R</b> OBP: 0.143, SLG: 0.143 (1, 2)	1-3									4	0	1	1	0	1	1					
<b>Mike Jorgensen, L</b> OBP: 0.333, SLG: 0.556 (1, 3)										3	0	0	0	1	0	0					
<b>Tim Foli, R</b> OBP: 0.200, SLG: 0.250 (1, 6)										3	0	1	1	0	0	0					
<b>Steve Renko, R</b> ERA: (1, 1)										2	0	0	0	0	1	0					
<b>John Strohmayr, R</b> ERA: (6, 1)										2	0	0	0	0	1	3					
<b>Inning Stats</b>	R: 2 E: 0 K: 0 S: 4	H: 2 LOB: 1 BB: 2 P: 12	R: 0 E: 0 K: 1 S: 5	H: 0 LOB: 0 BB: 0 P: 5	R: 1 E: 0 K: 1 S: 6	H: 2 LOB: 1 BB: 1 P: 10	R: 0 E: 0 K: 0 S: 3	H: 0 LOB: 0 BB: 0 P: 3	R: 1 E: 0 K: 0 S: 4	H: 1 LOB: 1 BB: 1 P: 8	R: 0 E: 0 K: 2 S: 8	H: 0 LOB: 0 BB: 0 P: 7	R: 0 E: 0 K: 2 S: 8	H: 1 LOB: 1 BB: 0 P: 8	R: 3 E: 0 K: 0 S: 6	H: 3 LOB: 3 BB: 3 P: 18	1B: 5 2B: 3 3B: 1 HR: 0	SF: 1 SAC: 0 DP: 1 HBP: 0	WP: 1 PB: 0 SB: 1 CS: 1	PA: 38	
<b>PITCHER</b>	IP	WLS	BF	H	R	ER	SO	BB	IBB	HBP	BLK	WP	HR	S	P	ERA	WHIP				
<b>Jerry Koosman, L</b> ERA: 7.71 (1, 1)	4.2	L	21	5	4	4	2	4	0	0	0	0	0	21	37	7.71	1.929				
<b>Chuck Taylor, R</b> ERA: (5, 1)	0.1		1	0	0	0	0	0	0	0	0	0	0	1	1	0.00	0.000				
<b>Buzz Capra, R</b> ERA: (6, 1)	2.0		7	1	0	0	4	0	0	0	0	1	0	15	15	0.00	0.500				
<b>Ray Sadecki, L</b> ERA: (8, 1)	0.0		5	3	3	3	0	2	0	0	0	0	0	3	11	∞	∞				
<b>Tug McGraw, L</b> ERA: (8, 1)	1.0		4	0	0	0	0	0	1	0	0	0	0	3	7	0.00	0.000				

**New York Mets @ Montreal Expos**  
**Jarry Park, Montreal, QB**  
 Tue Apr 18 1972, 3:33 AM EST  
 Att: 29,102 - Unknown

AB	30
R	7
H	9
RBI	7
BB	7
SO	6
LOB	14



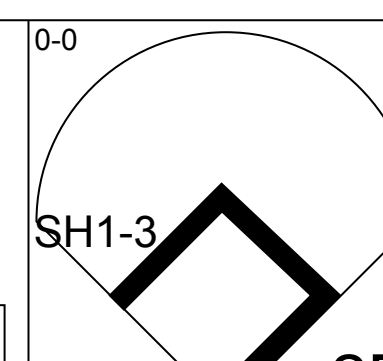
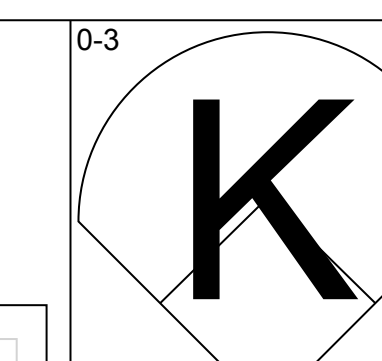
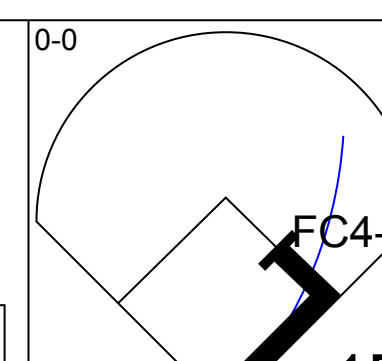
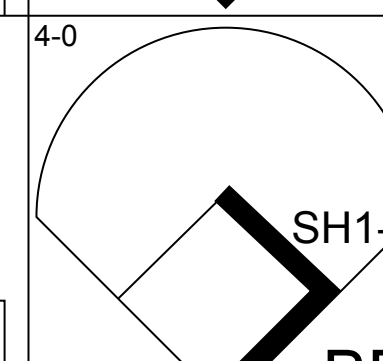
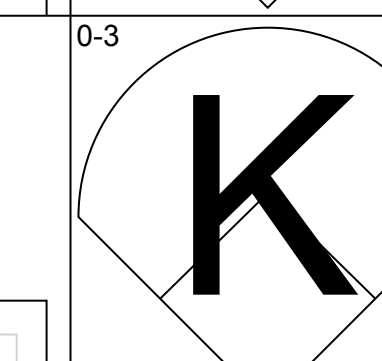
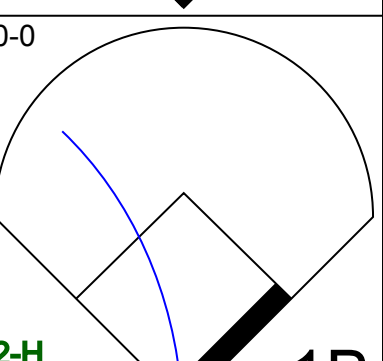
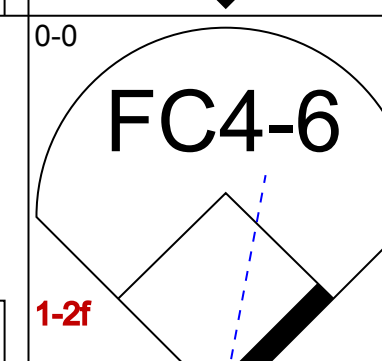
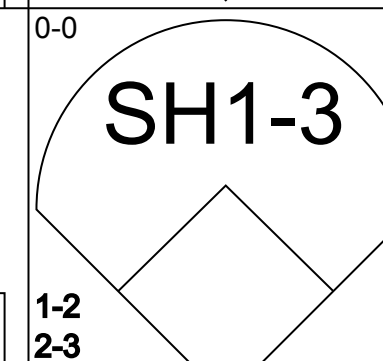
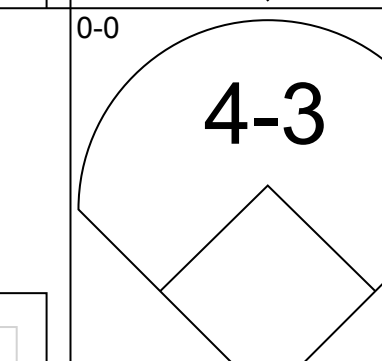
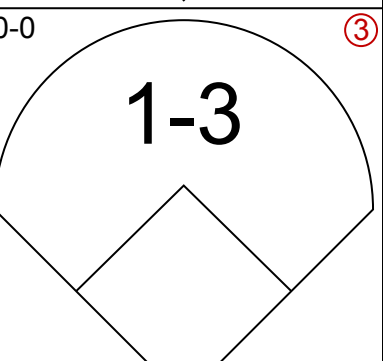
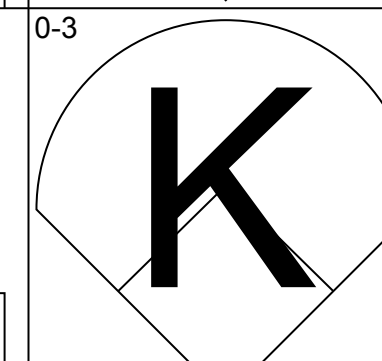
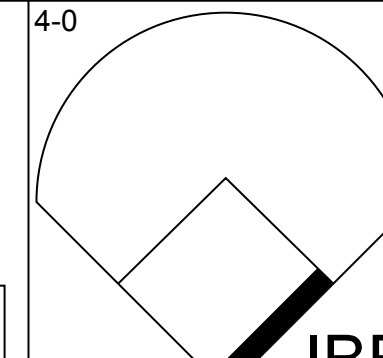
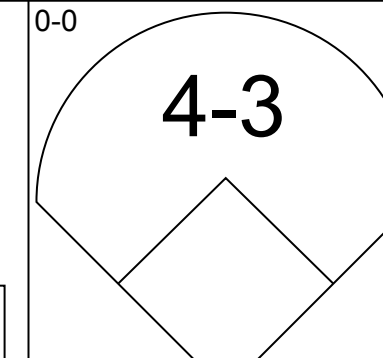
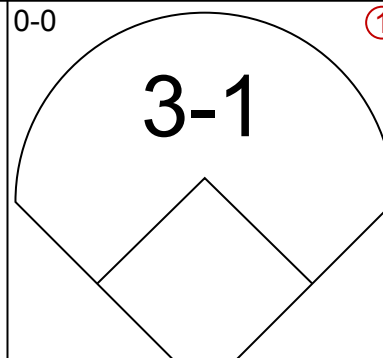
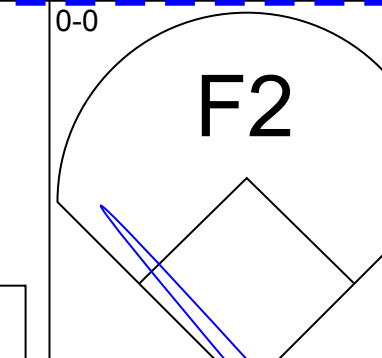
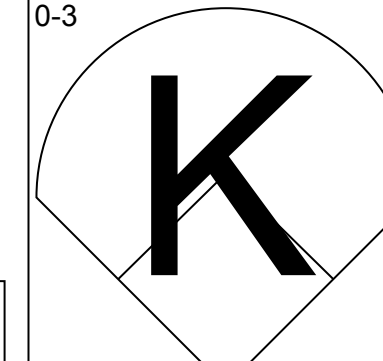
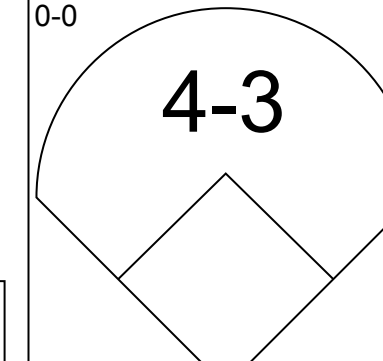
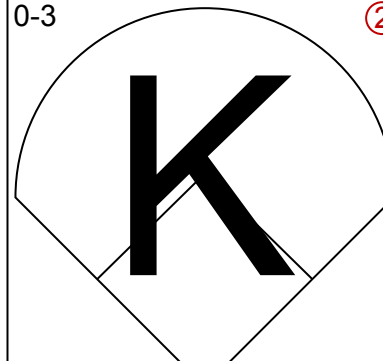
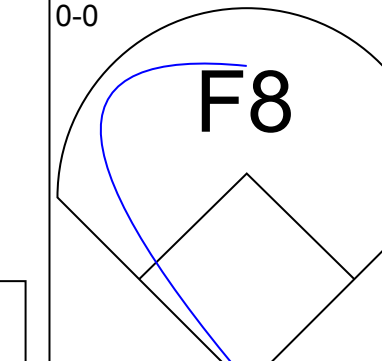
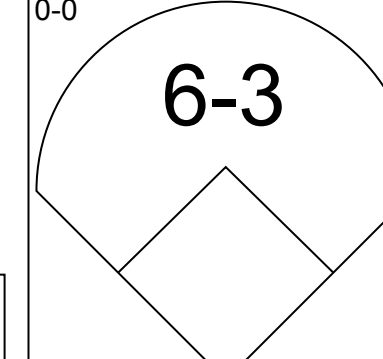
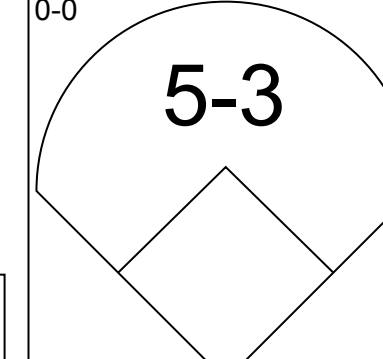
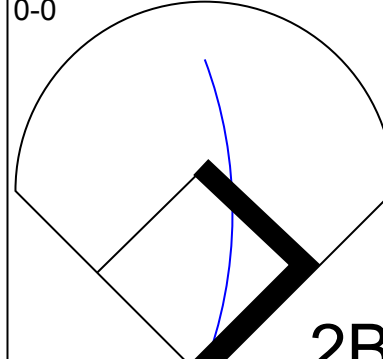
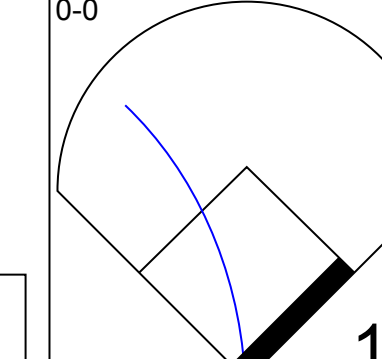
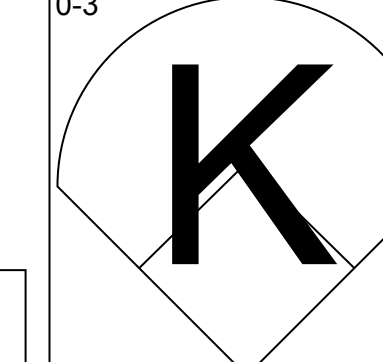
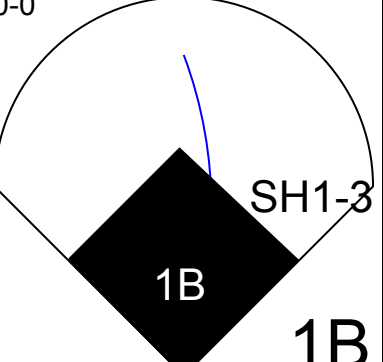


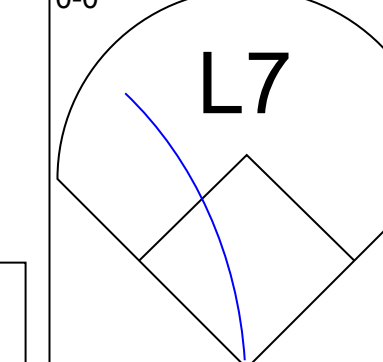
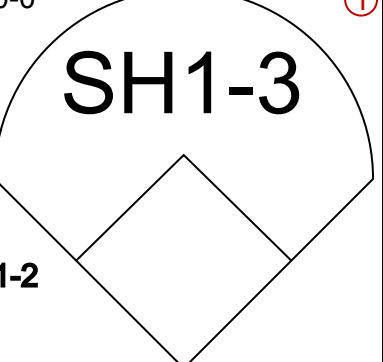
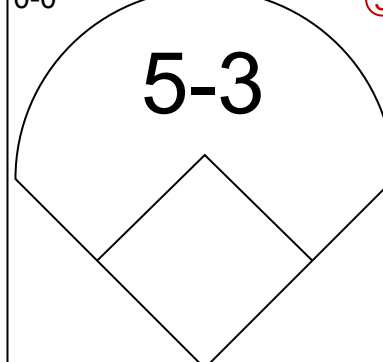
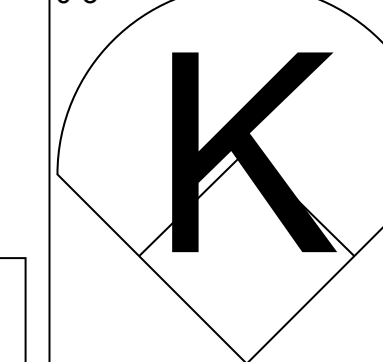
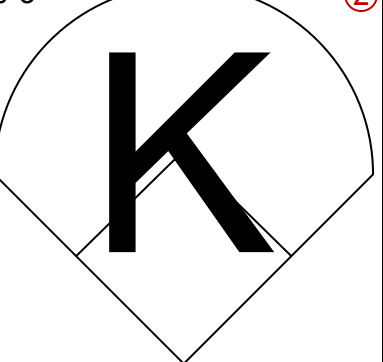
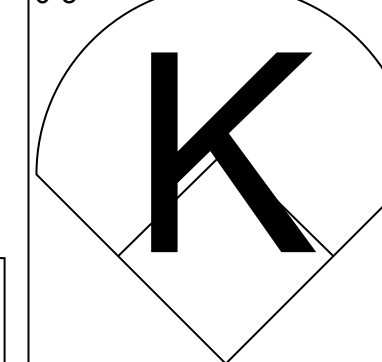


Batter	1	2	3	4	5	6	7	8	9	AB	R	H	RBI	BB	SO	LOB	TOP			
<b>Bill North, S</b> OBP: 0.333, SLG: 0.333 (1, 8)										4	0	1	0	0	1	0				
<b>Glenn Beckert, R</b> OBP: 0.154, SLG: 0.120 (1, 4)										4	0	0	0	0	0	1				
<b>Billy Williams, L</b> OBP: 0.320, SLG: 0.480 (1, 7)										4	0	2	0	0	0	0				
<b>Joe Peppone, L</b> OBP: 0.160, SLG: 0.167 (1, 3)										4	0	0	0	0	0	2				
<b>Ron Santo, R</b> OBP: 0.320, SLG: 0.478 (1, 5)											3	0	0	0	1	2	1			
<b>Jose Cardenal, R</b> OBP: 0.320, SLG: 0.500 (1, 9)										3	0	1	0	0	0	1				
<b>Randy Hundley, R</b> OBP: 0.526, SLG: 0.385 (1, 2)										3	0	0	0	0	2	3				
<b>Don Kessinger, S</b> OBP: 0.150, SLG: 0.222 (1, 6)										3	0	0	0	0	2	0				
<b>Burt Hooton, R</b> Paul Popovich, S (8, PH) Dan McGinn, L (8, 1)										2	0	0	0	0	2	0				
<b>Inning Stats</b>	R: 0 E: 0 K: 1 S: 6	H: 1 LOB: 1 BB: 0 P: 6	R: 0 E: 0 K: 2 S: 7	H: 0 LOB: 0 BB: 0 P: 7	R: 0 E: 0 K: 1 S: 5	H: 0 LOB: 0 BB: 0 P: 5	R: 0 E: 0 K: 0 S: 3	H: 0 LOB: 0 BB: 0 P: 3	R: 0 E: 0 K: 2 S: 5	H: 1 LOB: 1 BB: 0 P: 5	R: 0 E: 0 K: 0 S: 4	H: 0 LOB: 0 BB: 1 P: 8	R: 0 E: 0 K: 1 S: 5	H: 0 LOB: 0 BB: 0 P: 5	R: 0 E: 0 K: 1 S: 6	H: 1 LOB: 1 BB: 0 P: 6	1B: 4 2B: 0 3B: 0 HR: 0	SF: 0 SAC: 0 DP: 0 HBP: 0	WP: 0 PB: 0 SB: 0 CS: 1	PA: 32
<b>PITCHER</b> Tom Seaver, R (1, 1) ERA: 0.00	IP: 9.0 WLS: W BF: 32 H: 4 R: 0 ER: 0 SO: 9 BB: 1 IBB: 0 HBP: 0 BLK: 0 WP: 0 HR: 0 S: 49 P: 53 ERA: 0.00 WHIP: 0.556															<b>PITCHER</b>				

Chicago Cubs @ New York Mets  
Shea Stadium, Flushing, NY  
Fri Apr 21 1972, 3:33 AM EST  
Att: 11,144 - Unknown - 58 F

AB	31
R	0
H	4
RBI	0
BB	1
SO	9
LOB	8



Batter	1	2	3	4	5	6	7	8	9	AB	R	H	RBI	BB	SO	LOB	BOTTOM			
<b>Bud Harrelson, S</b> OBP: 0.313, SLG: 0.333 (1, 6)										4	1	3	1	0	1	0				
<b>Ken Boswell, L</b> OBP: 0.235, SLG: 0.133 (1, 4)										3	0	1	1	1	1	1				
<b>Tommie Agee, R</b> OBP: 0.313, SLG: 0.231 (1, 8)										3	0	0	0	0	1	2				
<b>Rusty Staub, L</b> OBP: 0.294, SLG: 0.143 (1, 9)										3	0	0	0	1	0	0				
<b>Cleon Jones, R</b> OBP: 0.400, SLG: 0.429 (1, 7)										4	0	0	0	0	2	3				
<b>Jim Fregosi, R</b> OBP: 0.333, SLG: 0.429 (1, 5)										4	0	2	0	0	0	3				
<b>Ed Kranepool, L</b> OBP: 0.308, SLG: 0.545 (1, 3)										3	1	1	0	1	1	1				
<b>Jerry Grote, R</b> OBP: 0.333, SLG: 0.111 (1, 2)										2	0	0	0	0	0	2				
<b>Tom Seaver, R</b> ERA: 3.95 (1, 1)										3	0	0	0	0	3	1				
<b>Inning Stats</b>	R: 0 E: 0 K: 1 S: 6	H: 1 LOB: 3 BB: 2 P: 14	R: 0 E: 0 K: 2 S: 7	H: 0 LOB: 0 BB: 0 P: 7	R: 0 E: 0 K: 2 S: 7	H: 0 LOB: 0 BB: 0 P: 7	R: 0 E: 0 K: 0 S: 3	H: 0 LOB: 0 BB: 0 P: 3	R: 2 E: 0 K: 1 S: 8	H: 3 LOB: 1 BB: 0 P: 8	R: 0 E: 0 K: 1 S: 6	H: 1 LOB: 2 BB: 1 P: 10	R: 0 E: 0 K: 0 S: 8	H: 1 LOB: 1 BB: 0 P: 8	R: 0 E: 0 K: 0 S: 4	H: 1 LOB: 1 BB: 0 P: 4	1B: 5 2B: 2 3B: 0 HR: 0	SF: 0 SAC: 2 DP: 0 HBP: 0	WP: 0 PB: 0 SB: 0 CS: 0	PA: 34
<b>PITCHER</b> Burt Hooton, R (1, 1) ERA: 1.13 Dan McGinn, L (8, 1) ERA: 3.95	IP: 7.0 WLS: L BF: 30 H: 6 R: 2 ER: 2 SO: 9 BB: 1 IBB: 2 HBP: 0 BLK: 0 WP: 0 HR: 0 S: 45 P: 57 ERA: 1.13 WHIP: 1.000															<b>PITCHER</b>				

Chicago Cubs @ New York Mets  
Shea Stadium, Flushing, NY  
Fri Apr 21 1972, 3:33 AM EST  
Att: 11,144 - Unknown - 58 F

AB	29
R	2
H	7
RBI	2
BB	3
SO	9
LOB	13





Batter	1	2	3	4	5	6	7	8	9	AB	R	H	RBI	BB	SO	LOB	TOP								
Don Kessinger, S (1, 6) OBP: 0.120, SLG: 0.174	F9	F8		4-3		G3			FC6-4	5	0	0	0	0	0	3									
Bill North, S (1, 8) OBP: 0.214, SLG: 0.214	K		L3		4-3		K		F7	5	0	0	0	0	2	1									
Rick Monday, L (1, 9) OBP: 0.490, SLG: 0.313					F9	E	K			2	0	1	0	2	1	0									
Billy Williams, L (1, 3) OBP: 0.276, SLG: 0.414	K		K		E4	BB	K			4	0	0	0	0	3	3									
Ron Santo, R (1, 5) OBP: 0.345, SLG: 0.440		2B			F9				F9	2	1	0	0	2	0	2									
Jose Cardenal, R (1, 7) OBP: 0.345, SLG: 0.520					F9				K	3	1	1	0	1	1	2									
Ken Rudolph, R (1, 2) OBP: 0.143, SLG: 0.143					F9				G3	4	0	0	0	0	1	4									
Glenn Beckert, R (1, 4) OBP: 0.200, SLG: 0.179		SF8			F9				FC6-4	3	0	2	1	0	0	0									
Mitt Pappas, R (1, 1) OBP: 0.400, SLG: 0.250									F8	2	0	1	0	0	1	0									
Tom Phoebus, R (6, 1)										0	0	0	0	0	0	0									
Larry Gura, S (7, 1)										0	0	0	0	0	0	0									
Carmen Fanzone, R (9, PH)										1	0	0	0	0	0	1									
<b>Inning Stats</b>	R: 0 E: 0 K: 2 S: 7	H: 0 LOB: 1 BB: 1 P: 11	R: 2 E: 1 K: 0 S: 5	H: 2 LOB: 1 BB: 1 P: 9	R: 0 E: 0 K: 1 S: 5	H: 0 LOB: 2 BB: 2 P: 13	R: 0 E: 0 K: 1 S: 6	H: 1 LOB: 1 BB: 0 P: 6	R: 0 E: 1 K: 0 S: 5	H: 1 LOB: 3 BB: 1 P: 9	R: 0 E: 0 K: 3 S: 9	H: 0 LOB: 0 BB: 0 P: 9	R: 0 E: 0 K: 1 S: 5	H: 0 LOB: 0 BB: 0 P: 5	R: 0 E: 0 K: 1 S: 5	H: 0 LOB: 2 BB: 0 P: 5	R: 0 E: 0 K: 1 S: 4	H: 1 LOB: 1 BB: 0 P: 4	1B: 4 2B: 1 3B: 0 HR: 0	SF: 1 SAC: 1 DP: 0 HBP: 0	WP: 0 PB: 0 SB: 1 CS: 0	PA: 38			
<b>PITCHER</b>	IP	WLS	BF	H	R	ER	SO	BB	IBB	HBP	BLK	WP	HR	S	P	ERA	WHIP								
Gary Gentry, R (1, 1) ERA: 0.82	5.0	L	25	4	2	0	4	5	0	0	0	0	0	28	48	0.00	1.800								
Jon Matlack, L (6, 1) ERA: 1.5	4.0	W	13	1	0	0	5	0	0	0	0	0	0	23	23	0.00	0.250								

Chicago Cubs @ New York Mets  
Shea Stadium, Flushing, NY  
Sun Apr 23 1972, 3:33 AM EST  
Unknown - 58 F

AB	31
R	2
H	5
RBI	1
BB	5
SO	9
LOB	16



Batter	1	2	3	4	5	6	7	8	9	AB	R	H	RBI	BB	SO	LOB	BOTTOM								
Bud Harrelson, S (1, 6) OBP: 0.381, SLG: 0.368			F8					K		4	0	2	0	1	1	1									
Ken Boswell, L (1, 4) OBP: 0.273, SLG: 0.300			L6		4-1			L9		5	2	2	0	0	0	3									
Tommie Agee, R (1, 8) OBP: 0.286, SLG: 0.188			F2							3	0	0	1	1	0	1									
Rusty Staub, L (1, 9) OBP: 0.409, SLG: 0.278										4	2	3	0	1	1	2									
Cleon Jones, R (1, 7) OBP: 0.421, SLG: 0.588					G6-4-3					3	2	1	2	1	0	2									
Jim Fregosi, R (1, 5) OBP: 0.386, SLG: 0.588			5-3		F8					3	1	1	2	1	0	0									
Ed Kranepool, L (1, 3) OBP: 0.353, SLG: 0.500			F8							3	0	1	2	1	0	0									
Jerry Grote, R (1, 2) OBP: 0.375, SLG: 0.308					E5					4	1	2	0	0	0	1									
Gary Gentry, R (1, 1)										1	0	0	0	0	0	1									
Dave Marshall, L (5, PH)										1	0	0	0	0	0	1									
Jon Matlack, L (6, 1) OBP: 0.500, SLG: 0.500					F7					2	0	1	1	0	0	1									
<b>Inning Stats</b>	R: 1 E: 0 K: 0 S: 5	H: 3 LOB: 1 BB: 0 P: 5	R: 0 E: 0 K: 0 S: 4	H: 1 LOB: 0 BB: 0 P: 4	R: 0 E: 0 K: 0 S: 3	H: 1 LOB: 0 BB: 0 P: 3	R: 0 E: 0 K: 0 S: 3	H: 1 LOB: 0 BB: 0 P: 3	R: 0 E: 1 K: 0 S: 5	H: 1 LOB: 2 BB: 0 P: 5	R: 3 E: 0 K: 0 S: 6	H: 3 LOB: 1 BB: 1 P: 10	R: 3 E: 0 K: 0 S: 3	H: 2 LOB: 2 BB: 4 P: 19	R: 1 E: 1 K: 2 S: 9	H: 2 LOB: 2 BB: 1 P: 13	1B: 9 2B: 1 3B: 1 HR: 2	SF: 1 SAC: 0 DP: 1 HBP: 0	WP: 0 PB: 0 SB: 0 CS: 1	PA: 40					
<b>PITCHER</b>	IP	WLS	BF	H	R	ER	SO	BB	IBB	HBP	BLK	WP	HR	S	P	ERA	WHIP								
Mitt Pappas, R (1, 1) ERA: 4.85	5.1	L	24	9	4	4	4	0	0	0	0	0	2	24	24	6.75	1.688								
Tom Phoebus, R (6, 1) ERA: 10.29	1.1		9	1	3	3	0	4	1	0	0	0	0	4	24	20.25	3.750								
Larry Gura, L (7, 1) ERA: 20.25	1.1		7	3	1	1	2	1	0	0	0	0	0	10	14	6.75	3.000								

Chicago Cubs @ New York Mets  
Shea Stadium, Flushing, NY  
Sun Apr 23 1972, 3:33 AM EST  
Unknown - 58 F

AB	33
R	8
H	13
RBI	8
BB	6
SO	2
LOB	13







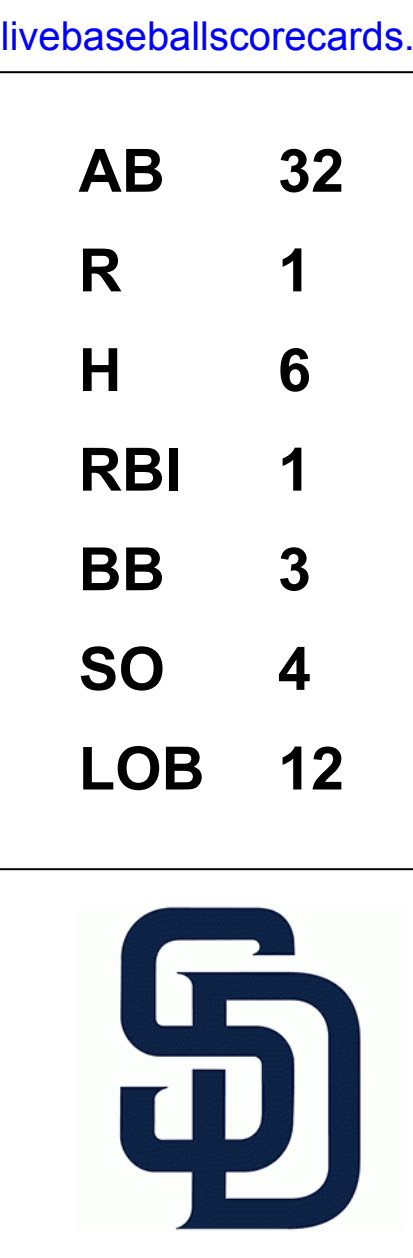


Batter	1	2	3	4	5	6	7	8	9	AB	R	H	RBI	BB	SO	LOB	TOP					
<b>Bud Harrelson, S</b> (1, 6) OBP: 0.300, SLG: 0.286	4-3		L9			SH1-4		4-3		3	0	0	0	0	0	0	<b>New York Mets @ San Diego Padres</b> San Diego Stadium, San Diego, CA Tue Apr 25 1972, 9:05 PM EST Att: 5,588 - Unknown					
<b>Ken Boswell, L</b> (1, 4) OBP: 0.219, SLG: 0.233	4-3					L7		1-3		4	0	1	0	0	0	1						
<b>Tommie Agee, R</b> (1, 8) OBP: 0.323, SLG: 0.269	4-3				K	PO		4-3		4	1	1	0	0	1	1						
<b>Rusty Staub, L</b> (1, 9) OBP: 0.438, SLG: 0.370					P1					4	1	1	0	0	1	1						
<b>Cleon Jones, R</b> (1, 7) OBP: 0.448, SLG: 0.560					K					2	0	0	0	1	1	2						
<b>Jim Fregosi, R</b> (1, 5) OBP: 0.310, SLG: 0.423										4	0	1	0	0	0	2						
<b>Ed Kranepool, L</b> (1, 3) OBP: 0.308, SLG: 0.364										4	0	0	0	0	0	3						
<b>Jerry Grote, R</b> (1, 2) OBP: 0.320, SLG: 0.286										3	0	0	0	1	0	2						
<b>Buzz Capra, R</b> (1, 1) <b>John Milner, L</b> (7, PH) <b>Chuck Taylor, R</b> (7, 1)										1	0	0	0	1	1	0						
<b>Inning Stats</b>	R: 0 E: 0 K: 0 S: 3	H: 0 LOB: 0 BB: 0 P: 3	R: 0 E: 0 K: 1 S: 5	H: 0 LOB: 1 BB: 0 P: 6	R: 0 E: 0 K: 1 S: 5	H: 0 LOB: 0 BB: 0 P: 5	R: 0 E: 0 K: 2 S: 8	H: 1 LOB: 1 BB: 0 P: 8	R: 0 E: 0 K: 0 S: 3	H: 0 LOB: 0 BB: 0 P: 3	R: 0 E: 0 K: 0 S: 2	H: 0 LOB: 0 BB: 1 P: 6	R: 2 E: 2 K: 1 S: 8	H: 2 LOB: 2 BB: 1 P: 12	R: 0 E: 0 K: 0 S: 3	H: 0 LOB: 0 BB: 0 P: 3	R: 0 E: 0 K: 0 S: 4	H: 1 LOB: 2 BB: 1 P: 8	1B: 4 2B: 0 3B: 0 HR: 0	SF: 0 SAC: 1 DP: 0 HBP: 1	WP: 0 PB: 0 SB: 0 CS: 0	PA: 36
<b>PITCHER</b>	IP	WLS	BF	H	R	ER	SO	BB	IBB	HBP	BLK	WP	HR	S	P	ERA	WHIP					
<b>Steve Arlin, R</b> (1, 1) ERA: 1.8	7.0	L	27	3	2	0	5	1	1	1	0	0	0	34	43	0.00	0.571					
<b>Mike Caldwell, L</b> (8, 1) ERA: 1.8	2.0		8	1	0	0	0	1	0	0	0	0	0	7	11	0.00	1.000					

AB	30
R	2
H	4
RBI	0
BB	3
SO	5
LOB	14



Batter	1	2	3	4	5	6	7	8	9	AB	R	H	RBI	BB	SO	LOB	BOTTOM					
<b>Dave Campbell, R</b> (1, 5) OBP: 0.222, SLG: 0.160	F3		4-3							3	0	0	0	0	0	1	<b>New York Mets @ San Diego Padres</b> San Diego Stadium, San Diego, CA Tue Apr 25 1972, 9:05 PM EST Att: 5,588 - Unknown					
<b>Cito Gaston, R</b> (7, PH) OBP: 0.250, SLG: 0.300										1	0	0	0	0	0	1						
<b>Garry Jesteadt, R</b> (8, 5) OBP: 0.333, SLG: 0.333										0	0	0	0	0	0	0						
<b>Derrel Thomas, S</b> (1, 4) OBP: 0.353, SLG: 0.310	4-3		4-3							4	0	0	0	0	1	1						
<b>Johnny Jeter, R</b> (1, 8) OBP: 0.448, SLG: 0.536	K									4	0	1	0	0	2	0						
<b>Nate Colbert, R</b> (1, 3) OBP: 0.231, SLG: 0.514										4	1	2	1	0	0	0						
<b>Leron Lee, L</b> (1, 7) OBP: 0.292, SLG: 0.227										2	0	0	0	2	0	1						
<b>Larry Stahl, L</b> (1, 9) OBP: 0.200, SLG: 0.111										3	0	1	0	1	0	2						
<b>Fred Kendall, R</b> (1, 2) OBP: 0.273, SLG: 0.273										4	0	1	0	0	0	1						
<b>Enzo Hernandez, R</b> (1, 6) OBP: 0.200, SLG: 0.207										3	0	0	0	0	0	2						
<b>Jerry Morales, R</b> (9, PH) OBP: 0.231, SLG: 0.231										1	0	0	0	0	0	0						
<b>Steve Arlin, R</b> (1, 1) OBP: 0.400, SLG: 0.500										2	0	0	0	0	1	3						
<b>Ollie Brown, R</b> (7, PH) OBP: 0.208, SLG: 0.217										1	0	1	0	0	0	0						
<b>Mike Caldwell, R</b> (8, 1)										0	0	0	0	0	0	0						
<b>Inning Stats</b>	R: 0 E: 0 K: 1 S: 5	H: 0 LOB: 0 BB: 0 P: 5	R: 1 E: 0 K: 0 S: 4	H: 2 LOB: 2 BB: 2 P: 12	R: 0 E: 0 K: 0 S: 3	H: 1 LOB: 0 BB: 0 P: 3	R: 0 E: 0 K: 0 S: 4	H: 1 LOB: 1 BB: 0 P: 4	R: 0 E: 0 K: 1 S: 6	H: 0 LOB: 1 BB: 0 P: 6	R: 0 E: 0 K: 0 S: 3	H: 1 LOB: 1 BB: 1 P: 7	R: 0 E: 0 K: 0 S: 4	H: 1 LOB: 1 BB: 0 P: 4	R: 0 E: 1 K: 2 S: 8	H: 0 LOB: 0 BB: 0 P: 8	R: 0 E: 0 K: 0 S: 3	H: 0 LOB: 0 BB: 0 P: 3	1B: 4 2B: 1 3B: 0 HR: 1	SF: 0 SAC: 0 DP: 1 HBP: 0	WP: 0 PB: 0 SB: 0 CS: 2	PA: 36
<b>PITCHER</b>	IP	WLS	BF	H	R	ER	SO	BB	IBB	HBP	BLK	WP	HR	S	P	ERA	WHIP					
<b>Buzz Capra, R</b> (1, 1) ERA: 1.13	6.0	W	24	5	1	1	2	3	0	0	0	0	0	25	37	1.50	1.333					
<b>Chuck Taylor, R</b> (7, 1) ERA:	3.0	S	11	1	0	0	2	0	0	0	0	0	0	15	15	0.00	0.333					





Batter	1	2	3	4	5	6	7	8	9	AB	R	H	RBI	BB	SO	LOB	TOP										
<b>Bud Harrelson, S</b> OBP: 0.314, SLG: 0.281 (1, 6)	0-0 4-3		0-0 P4		1-0 HBP		0-0 WP HR 1B	0-0 G1-4-3		4	1	1	0	0	0	1											
<b>Ken Boswell, L</b> OBP: 0.216, SLG: 0.229 (1, 4)	0-0 BLK 1B		0-0 4-3		0-0 L3		0-0 F6		0-0 L8	5	0	1	0	0	0	3											
<b>Tommie Agee, R</b> OBP: 0.333, SLG: 0.387 (1, 8)	0-0 F7		0-0 P3			0-0 E7 1B HR			0-0 F8	5	2	2	2	0	0	1											
<b>Rusty Staub, L</b> OBP: 0.405, SLG: 0.323 (1, 9)	4-0 IBB			0-3 K		0-0 F2		0-0 F7		0-0 4-3	4	0	0	0	1	1											
<b>John Milner, L</b> OBP: 0.375, SLG: 0.375 (1, 7)	0-0 4-3			0-0 4-3		0-0 HR 1B		0-0 WP BB 1B			4	1	2	0	0	2											
<b>Jim Fregosi, R</b> OBP: 0.333, SLG: 0.517 (1, 5)		0-0 F9		0-0 F7		0-0 HR 1B		4-0 WP BB			3	1	1	3	1	0											
<b>Ed Kranepool, L</b> OBP: 0.333, SLG: 0.385 (1, 3)		0-0 1B			0-0 F5		0-0 HBP 1B		0-3 K	4	0	2	0	0	1	2											
<b>Jerry Grote, R</b> OBP: 0.310, SLG: 0.250 (1, 2)		0-0 F2			0-0 6-3		1-0 G5-4-3 HBP		0-0 F3	3	0	0	0	0	0	1											
<b>Tom Seaver, R</b> OBP: 0.222, SLG: 0.333 (1, 1)		0-3 K			0-0 2B		0-0 G5-4-3 1-2		0-0 G1-4-3 1B	4	0	2	0	0	1	3											
<b>Inning Stats</b>	R: 0 E: 0 K: 0 S: 4	H: 1 LOB: 2 BB: 1 P: 8	R: 0 E: 0 K: 1 S: 6	H: 1 LOB: 1 BB: 0 P: 6	R: 0 E: 0 K: 0 S: 3	H: 0 LOB: 0 BB: 0 P: 3	R: 0 E: 0 K: 1 S: 5	H: 0 LOB: 0 BB: 0 P: 5	R: 0 E: 0 K: 0 S: 4	H: 1 LOB: 2 BB: 0 P: 5	R: 3 E: 1 K: 0 S: 6	H: 4 LOB: 1 BB: 0 P: 7	R: 2 E: 0 K: 1 S: 8	H: 3 LOB: 2 BB: 1 P: 12	R: 0 E: 0 K: 0 S: 3	H: 1 LOB: 0 BB: 0 P: 3	R: 0 E: 0 K: 0 S: 3	H: 0 LOB: 0 BB: 0 P: 3	1B: 8 2B: 1 3B: 0 HR: 2	SF: 0 SAC: 0 DP: 2 HBP: 2	WP: 2 PB: 0 SB: 0 CS: 0	PA: 40					
<b>PITCHER</b>	IP	WLS	BF	H	R	ER	SO	BB	IBB	HBP	BLK	WP	HR	S	P	ERA	WHIP										
<b>Bill Greif, R</b> ERA: 5.74 (1, 1)	5.1	L	26	7	3	3	2	0	1	2	1	0	1	27	33	5.06	1.312										
<b>Gary Ross, R</b> ERA: 4.91 (6, 1)	0.2		1	0	0	0	0	0	0	0	0	0	0	1	1	0.00	0.000										
<b>Mike Corkins, R</b> ERA: 6.0 (7, 1)	0.2		6	3	2	2	0	1	0	0	0	1	1	5	9	27.00	6.000										
<b>Mark Schaeffer, L</b> ERA: (7, 1)	1.1		4	1	0	0	1	0	0	0	0	1	0	6	6	0.00	0.750										
<b>Ron Taylor, R</b> ERA: 9.0 (9, 1)	1.0		3	0	0	0	0	0	0	0	0	0	0	3	3	0.00	0.000										

New York Mets @ San Diego Padres  
San Diego Stadium, San Diego, CA  
Wed Apr 26 1972, 9:05 PM EST  
Att: 6,463 - Unknown

AB 36  
R 5  
H 11  
RBI 5  
BB 2  
SO 3  
LOB 14



Batter	1	2	3	4	5	6	7	8	9	AB	R	H	RBI	BB	SO	LOB	BOTTOM										
<b>Dave Campbell, R</b> OBP: 0.226, SLG: 0.172 (1, 5)	0-3 K		0-0 P5			0-0 F7		0-0 1B		4	0	1	0	0	1	0											
<b>Derrel Thomas, S</b> OBP: 0.342, SLG: 0.333 (1, 4)	0-0 2B			0-0 L7		0-0 G3		0-0 L9		4	0	1	0	0	0	1											
<b>Johnny Jeter, R</b> OBP: 0.394, SLG: 0.469 <b>Ron Taylor, R</b> (9, 1)	0-0 F8		0-3 K		0-0 F7		0-3 K		0-0 F8	4	0	0	0	0	2	2											
<b>Nate Colbert, R</b> OBP: 0.233, SLG: 0.488 (1, 3)	0-0 6-3			0-0 F7			0-0 6-3		0-0 FC4-6 1B	4	0	1	0	0	0	1											
<b>Leron Lee, L</b> OBP: 0.321, SLG: 0.269 (1, 7)		0-0 F7			0-0 FC1-6 1B		0-0 1B 1B		0-0 FC4-6 1-2	4	1	2	0	0	0	1											
<b>Larry Stahl, L</b> OBP: 0.208, SLG: 0.136 (1, 9)		0-3 K			0-0 FC1-6 5-3		0-0 1B 1B		0-0 F7	4	0	1	0	0	1	2											
<b>Bob Barton, R</b> OBP: 0.179, SLG: 0.179 (1, 2)		0-0 5-3			0-0 5-3		0-0 1-2 1B		0-3 K	4	0	1	1	0	1	2											
<b>Enzo Hernandez, R</b> OBP: 0.188, SLG: 0.194 <b>Ollie Brown, R</b> OBP: 0.200, SLG: 0.208 <b>Rafael Robles, R</b> OBP: 0.167, SLG: 0.167 (8, 6)			0-0 B1-3		0-0 L9		0-0 F2			2	0	0	0	0	0	1											
<b>Bill Greif, R</b> <b>Gary Ross, R</b> <b>Don Mason, L</b> <b>Mike Corkins, L</b> <b>Mark Schaeffer, L</b> <b>Jerry Morales, R</b> OBP: 0.214, SLG: 0.214 (9, 8)			0-3 K			0-0 F9		0-0 F7		1	0	0	0	0	1	0											
<b>Inning Stats</b>	R: 0 E: 0 K: 1 S: 6	H: 1 LOB: 0 BB: 0 P: 6	R: 0 E: 0 K: 1 S: 5	H: 0 LOB: 0 BB: 0 P: 5	R: 0 E: 0 K: 1 S: 5	H: 0 LOB: 0 BB: 0 P: 5	R: 0 E: 0 K: 0 S: 4	H: 1 LOB: 1 BB: 0 P: 4	R: 0 E: 0 K: 0 S: 3	H: 0 LOB: 0 BB: 0 P: 3	R: 1 E: 0 K: 1 S: 8	H: 3 LOB: 2 BB: 0 P: 8	R: 0 E: 0 K: 0 S: 4	H: 1 LOB: 1 BB: 0 P: 4	R: 0 E: 0 K: 1 S: 6	H: 1 LOB: 1 BB: 0 P: 6	1B: 6 2B: 1 3B: 0 HR: 0	SF: 0 SAC: 0 DP: 0 HBP: 0	WP: 0 PB: 0 SB: 0 CS: 0	PA: 34							
<b>PITCHER</b>	IP	WLS	BF	H	R	ER	SO	BB	IBB	HBP	BLK	WP	HR	S	P	ERA	WHIP										
<b>Tom Seaver, R</b> ERA: 0.38 (1, 1)	9.0	W	34	7	1	1	6	0	0	0	0	0	0	46	46	1.00	0.778										

New York Mets @ San Diego Padres  
San Diego Stadium, San Diego, CA  
Wed Apr 26 1972, 9:05 PM EST  
Att: 6,463 - Unknown

AB 34  
R 1  
H 7  
RBI 1  
BB 0  
SO 6  
LOB 12





Batter	1	2	3	4	5	6	7	8	9	AB	R	H	RBI	BB	SO	LOB	TOP								
<b>Bud Harrelson, S</b> OBP: 0.300, SLG: 0.297 (1, 6)										5	0	1	0	0	0	1	<b>New York Mets @ San Diego Padres</b> San Diego Stadium, San Diego, CA Thu Apr 27 1972, 9:05 PM EST Att: 4,459 - Unknown								
<b>Ted Martinez, R</b> (1, 4)										4	0	0	0	0	1										
<b>Tommie Agee, R</b> OBP: 0.325, SLG: 0.400 (1, 8)										4	1	1	0	0	1										
<b>Rusty Staub, L</b> OBP: 0.415, SLG: 0.429 (1, 9)										4	1	2	1	0	0										
<b>Cleon Jones, R</b> OBP: 0.455, SLG: 0.536 (1, 7)										3	0	1	1	1	1										
<b>Jim Fregosi, R</b> OBP: 0.351, SLG: 0.500 (1, 5)										3	1	1	0	1	0										
<b>Jim Beauchamp, R</b> OBP: 0.250, SLG: 0.250 (1, 3)										3	0	0	0	0	0										
<b>Ed Kranepool, L</b> OBP: 0.323, SLG: 0.370 (8, 3)										1	0	0	0	0	0										
<b>Jerry Grote, R</b> OBP: 0.364, SLG: 0.500 (1, 2)										4	1	3	2	0	0										
<b>Gary Gentry, R</b> (1, 1)										3	0	0	0	0	2										
<b>Tug McGraw, R</b> OBP: 0.500, SLG: 0.500 (8, 1)										0	0	0	0	0	0										
<b>Inning Stats</b>	R: 0 E: 0 K: 1 S: 5	H: 0 LOB: 0 BB: 0 P: 5	R: 2 E: 0 K: 2 S: 9	H: 2 LOB: 1 BB: 1 P: 13	R: 0 E: 0 K: 0 S: 3	H: 0 LOB: 0 BB: 0 P: 3	R: 0 E: 0 K: 0 S: 4	H: 1 LOB: 1 BB: 0 P: 4	R: 0 E: 0 K: 0 S: 3	H: 0 LOB: 0 BB: 0 P: 3	R: 1 E: 0 K: 0 S: 5	H: 2 LOB: 1 BB: 0 P: 5	R: 1 E: 0 K: 1 S: 7	H: 2 LOB: 1 BB: 0 P: 7	R: 0 E: 0 K: 1 S: 5	H: 1 LOB: 1 BB: 0 P: 9	R: 0 E: 0 K: 0 S: 4	H: 1 LOB: 1 BB: 0 P: 4	1B: 4 2B: 2 3B: 1 HR: 2	SF: 0 SAC: 1 DP: 1 HBP: 0	WP: 1 PB: 0 SB: 0 CS: 0	PA: 37			
<b>PITCHER</b>	IP	WLS	BF	H	R	ER	SO	BB	IBB	HBP	BLK	WP	HR	S	P	ERA	WHIP								
<b>Fred Norman, L</b> ERA: 3.5 (1, 1)	7.0	L	29	7	4	4	4	1	0	0	0	0	2	36	40	5.14	1.143								
<b>Gary Ross, R</b> ERA: 3.18 (8, 1)	2.0	S	8	2	0	0	1	1	0	0	0	1	0	9	13	0.00	1.500								

Batter	1	2	3	4	5	6	7	8	9	AB	R	H	RBI	BB	SO	LOB	BOTTOM								
<b>Derrel Thomas, S</b> OBP: 0.333, SLG: 0.306 (1, 4)										3	0	0	0	1	2	4	<b>New York Mets @ San Diego Padres</b> San Diego Stadium, San Diego, CA Thu Apr 27 1972, 9:05 PM EST Att: 4,459 - Unknown								
<b>Enzo Hernandez, R</b> OBP: 0.194, SLG: 0.229 (1, 6)										4	1	1	0	0	0										
<b>Johnny Jeter, R</b> OBP: 0.351, SLG: 0.417 (1, 8)										4	0	0	0	0	2										
<b>Nate Colbert, R</b> OBP: 0.234, SLG: 0.500 (1, 3)										3	1	1	1	0	0										
<b>Cito Gaston, R</b> OBP: 0.250, SLG: 0.261 (1, 7)										3	1	0	0	1	0										
<b>Ollie Brown, R</b> OBP: 0.207, SLG: 0.214 (1, 9)										4	0	1	1	0	0										
<b>Dave Campbell, R</b> OBP: 0.265, SLG: 0.250 (1, 5)										3	0	2	1	0	1										
<b>Bob Barton, R</b> OBP: 0.226, SLG: 0.200 (1, 2)										2	0	1	0	1	1										
<b>Don Mason, L</b> (7, PR)										0	0	0	0	0	0										
<b>Fred Kendall, R</b> OBP: 0.250, SLG: 0.250 (8, 2)										1	0	0	0	0	1										
<b>Fred Norman, S</b> OBP: 0.200, SLG: 0.200 (1, 1)										2	0	0	0	0	0										
<b>Leron Lee, L</b> OBP: 0.345, SLG: 0.296 (7, PH)										1	0	1	0	0	0										
<b>Gary Ross, R</b> (8, 1)										0	0	0	0	0	0										
<b>Jerry Morales, R</b> OBP: 0.200, SLG: 0.200 (8, PH)										1	0	0	0	0	1										
<b>Inning Stats</b>	R: 0 E: 0 K: 1 S: 4	H: 0 LOB: 0 BB: 1 P: 8	R: 2 E: 0 K: 1 S: 7	H: 2 LOB: 1 BB: 1 P: 11	R: 0 E: 0 K: 0 S: 3	H: 0 LOB: 0 BB: 0 P: 3	R: 0 E: 0 K: 1 S: 5	H: 0 LOB: 0 BB: 1 P: 9	R: 0 E: 0 K: 0 S: 3	H: 0 LOB: 0 BB: 0 P: 3	R: 0 E: 0 K: 0 S: 8	H: 3 LOB: 3 BB: 0 P: 8	R: 0 E: 0 K: 0 S: 4	H: 1 LOB: 0 BB: 0 P: 4	R: 0 E: 0 K: 2 S: 8	H: 1 LOB: 1 BB: 0 P: 8	1B: 4 2B: 3 3B: 0 HR: 0	SF: 1 SAC: 1 DP: 0 HBP: 0	WP: 1 PB: 0 SB: 0 CS: 1	PA: 36					
<b>PITCHER</b>	IP	WLS	BF	H	R	ER	SO	BB	IBB	HBP	BLK	WP	HR	S	P	ERA	WHIP								
<b>Gary Gentry, R</b> ERA: 2.0 (1, 1)	7.0	W	29	6	3	3	6	3	0	0	0	0	0	38	50	3.86	1.286								
<b>Tug McGraw, L</b> ERA: 0.82 (8, 1)	2.0	S	7	1	0	0	2	0	0	0	0	0	0	11	11	0.00	0.500								



Batter	1	2	3	4	5	6	7	8	9	AB	R	H	RBI	BB	SO	LOB	TOP								
<b>Bud Harrelson, S</b> OBP: 0.295, SLG: 0.293 (1, 6)	G3		F8			4-3		1B HR 1B		4	1	1	0	0	0	0									
<b>Ken Boswell, L</b> OBP: 0.288, SLG: 0.243 (1, 4)	G4-6-3 BB		G5-4-3 BB			G3		1B HR 1B		2	1	1	1	2	0	0									
<b>Tommie Agee, R</b> OBP: 0.318, SLG: 0.462 (1, 8)	G4-6-3 1-2		G5-4-3 1-2			K		HR		4	1	1	4	0	1	2									
<b>Rusty Staub, L</b> OBP: 0.378, SLG: 0.385 (1, 9)		4-3		L7			G3	4-3		4	0	0	0	0	0	0									
<b>Cleon Jones, R</b> OBP: 0.432, SLG: 0.500 (1, 7)		1B 1B		F9			5-3	F8		4	1	1	0	0	0	0									
<b>Jim Fregosi, R</b> OBP: 0.341, SLG: 0.472 (1, 5)		1B 1B		6-3			K		5-3	4	0	1	0	0	1	0									
<b>Ed Kranepool, L</b> OBP: 0.314, SLG: 0.355 (1, 3)		1B		F9				F8	K	4	0	1	1	0	1	0									
<b>Jerry Grote, R</b> OBP: 0.378, SLG: 0.500 (1, 2)		K		F7				1B SH 1B	1B	4	1	2	0	0	1	2									
<b>Jon Matlack, L</b> OBP: 0.200, SLG: 0.200 (1, 1)		K		K				SH 1B HR	2-3	3	1	0	0	0	2	3									
<b>Inning Stats</b>	R: 0 E: 0 K: 0 S: 2	H: 0 LOB: 0 BB: 1 P: 6	R: 1 E: 0 K: 2 S: 10	H: 3 LOB: 2 BB: 0 P: 10	R: 0 E: 0 K: 0 S: 2	H: 0 LOB: 0 BB: 1 P: 6	R: 0 E: 0 K: 0 S: 3	H: 0 LOB: 0 BB: 0 P: 3	R: 0 E: 0 K: 1 S: 5	H: 0 LOB: 0 BB: 0 P: 5	R: 0 E: 0 K: 1 S: 5	H: 0 LOB: 0 BB: 0 P: 5	R: 0 E: 0 K: 0 S: 5	H: 0 LOB: 0 BB: 0 P: 5	R: 5 E: 0 K: 0 S: 8	H: 4 LOB: 0 BB: 0 P: 8	R: 0 E: 0 K: 1 S: 6	H: 1 LOB: 1 BB: 0 P: 6	1B: 7 2B: 0 3B: 0 HR: 1	SF: 0 SAC: 1 DP: 2 HBP: 0	WP: 0 PB: 0 SB: 0 CS: 0	PA: 36			
<b>PITCHER</b>	IP	WLS	BF	H	R	ER	SO	BB	IBB	HBP	BLK	WP	HR	S	P	ERA	WHIP								
<b>Bill Singer, R</b> ERA: 2.7 (1, 1)	7.1	L	29	6	5	5	5	2	0	0	0	0	0	37	45	6.14	1.091								
<b>Jim Brewer, L</b> ERA: 1.17 (8, 1)	1.2		7	2	1	1	1	0	0	0	0	0	1	9	9	5.40	1.200								

**New York Mets @ Los Angeles Dodgers**  
Dodger Stadium, Los Angeles, CA  
Fri Apr 28 1972, 6:05 PM PST  
Att: 51,210 - Unknown

AB	33
R	6
H	8
RBI	6
BB	2
SO	6
LOB	7



Batter	1	2	3	4	5	6	7	8	9	AB	R	H	RBI	BB	SO	LOB	BOTTOM								
<b>Wes Parker, S</b> OBP: 0.419, SLG: 0.378 (1, 3)	L6		1B		F8			1B		4	0	2	0	0	0	0									
<b>Manny Mota, R</b> OBP: 0.333, SLG: 0.484 (1, 7)	K		F9			F9		L6		4	0	0	0	0	1	2									
<b>Willie Davis, L</b> OBP: 0.316, SLG: 0.426 (1, 8)	K		L8			G3		F8		4	0	0	0	0	1	2									
<b>Frank Robinson, R</b> OBP: 0.310, SLG: 0.289 (1, 9)		F9	P4			K		5-3		4	0	0	0	0	1	2									
<b>Jim Lefebvre, S</b> OBP: 0.365, SLG: 0.510 (1, 4)		P4			F9		E9 2B		F8	4	0	1	0	0	0	0									
<b>Steve Garvey, R</b> OBP: 0.333, SLG: 0.419 (1, 5)		1B 1B		L7			P3		6-3	4	1	1	0	0	0	1									
<b>Dick Dietz, R</b> OBP: 0.231, SLG: 0.167 (1, 2)		1B 1B		6-3			1-3		5-3	4	0	1	0	0	0	1									
<b>Bill Russell, R</b> OBP: 0.444, SLG: 0.375 (1, 6)		1B		6-3			IBB			2	0	1	1	1	0	0									
<b>Bill Singer, R</b> OBP: 0.111, SLG: 0.111 (1, 1)		1B		6-3			G1			3	0	0	0	0	1	4									
<b>Jim Brewer, L</b> OBP: 0.111, SLG: 0.111 (8, 1)		K								0	0	0	0	0	0	0									
<b>Inning Stats</b>	R: 0 E: 0 K: 2 S: 7	H: 0 LOB: 0 BB: 0 P: 7	R: 1 E: 0 K: 1 S: 8	H: 3 LOB: 2 BB: 0 P: 8	R: 0 E: 0 K: 0 S: 4	H: 1 LOB: 1 BB: 0 P: 4	R: 0 E: 0 K: 0 S: 3	H: 0 LOB: 0 BB: 0 P: 3	R: 0 E: 0 K: 0 S: 5	H: 0 LOB: 0 BB: 0 P: 5	R: 0 E: 0 K: 1 S: 4	H: 1 LOB: 2 BB: 1 P: 8	R: 0 E: 0 K: 0 S: 4	H: 1 LOB: 1 BB: 0 P: 4	R: 0 E: 0 K: 0 S: 3	H: 0 LOB: 0 BB: 0 P: 3	1B: 5 2B: 1 3B: 0 HR: 0	SF: 0 SAC: 0 DP: 0 HBP: 0	WP: 0 PB: 0 SB: 0 CS: 0	PA: 34					
<b>PITCHER</b>	IP	WLS	BF	H	R	ER	SO	BB	IBB	HBP	BLK	WP	HR	S	P	ERA	WHIP								
<b>Jon Matlack, L</b> ERA: 1.2 (1, 1)	9.0	W	34	6	1	1	4	0	1	0	0	0	0	41	45	1.00	0.667								

**New York Mets @ Los Angeles Dodgers**  
Dodger Stadium, Los Angeles, CA  
Fri Apr 28 1972, 6:05 PM PST  
Att: 51,210 - Unknown

AB	33
R	1
H	6
RBI	1
BB	1
SO	4
LOB	12





Batter	1	2	3	4	5	6	7	8	9	AB	R	H	RBI	BB	SO	LOB	TOP			
<b>Bud Harrelson, S</b> OBP: 0.313, SLG: 0.311 (1, 6)	F9		1B		G6-4-3			6-3		4	0	2	0	0	0	0	<b>New York Mets @ Los Angeles Dodgers</b> Dodger Stadium, Los Angeles, CA Sat Apr 29 1972, 7:05 PM PST Att: 30,244 - Unknown			
<b>Ted Martinez, R</b> OBP: 0.250, SLG: 0.375 (1, 4)	WP 1B 2B		1B		G6-4-3			K		4	1	2	0	0	1	1				
<b>Tommie Agee, R</b> OBP: 0.292, SLG: 0.419 (1, 8)	6-3		G6-4-3		G6-4-3			6-3		4	0	0	0	0	0	4				
<b>Rusty Staub, L</b> OBP: 0.408, SLG: 0.419 (1, 9)	2H 1B				BB FC1-2 1B			F7		4	0	3	1	0	0	0				
<b>Cleon Jones, R</b> OBP: 0.439, SLG: 0.500 (1, 7)	K				FC1-2 BB 1B			1-3		4	0	2	0	0	1	1				
<b>Jim Fregosi, R</b> OBP: 0.333, SLG: 0.436 (1, 5)					FC1-2 BB			L9		3	0	0	0	1	0	2				
<b>Jim Beauchamp, R</b> OBP: 0.125, SLG: 0.125 (1, 3)					FC1-2			5-3		4	0	0	0	0	1	4				
<b>Jerry Grote, R</b> OBP: 0.350, SLG: 0.457 (1, 2)					1-2 2-3 3-H			F8		3	0	0	0	0	1	3				
<b>Jerry Koosman, R</b> OBP: 0.500, SLG: 0.500 (1, 1) <b>Jim McAndrew, R</b> (1, 1) <b>Don Hahn, R</b> (4, PH) <b>Danny Frisella, L</b> (4, 1) <b>Dave Marshall, L</b> (7, PH) <b>Chuck Taylor, R</b> (7, 1)					G3			P6		0	0	0	0	0	0	0				
<b>Inning Stats</b>	R: 1 E: 0 K: 1 S: 7	H: 2 LOB: 1 BB: 0 P: 7	R: 0 E: 0 K: 0 S: 3	H: 0 LOB: 0 BB: 0 P: 3	R: 0 E: 0 K: 0 S: 4	H: 2 LOB: 1 BB: 0 P: 4	R: 0 E: 0 K: 1 S: 7	H: 2 LOB: 3 BB: 1 P: 11	R: 0 E: 0 K: 0 S: 3	H: 1 LOB: 0 BB: 0 P: 3	R: 0 E: 0 K: 0 S: 3	H: 0 LOB: 0 BB: 0 P: 3	R: 0 E: 0 K: 1 S: 5	H: 0 LOB: 0 BB: 0 P: 5	R: 0 E: 0 K: 1 S: 6	H: 2 LOB: 1 BB: 0 P: 6	1B: 8 2B: 2 3B: 0 HR: 0	SF: 0 SAC: 0 DP: 3 HBP: 0	WP: 1 PB: 0 SB: 0 CS: 0	PA: 34
<b>PITCHER</b> <b>Tommy John, L</b> ERA: 1.57 (1, 1)	IP: 9.0 WLS: W BF: 34 H: 9 R: 1 ER: 1 SO: 4 BB: 1 IBB: 0 HBP: 0 BLK: 0 WP: 1 HR: 0 S: 41 P: 45 ERA: 1.00 WHIP: 1.111															<b>PITCHER</b>				

Batter	1	2	3	4	5	6	7	8	9	AB	R	H	RBI	BB	SO	LOB	BOTTOM			
<b>Wes Parker, S</b> OBP: 0.396, SLG: 0.357 (1, 3) <b>Bill Buckner, L</b> OBP: 0.238, SLG: 0.211 (9, 3)	4-3	4-3		F7			5-3	1B		5	1	1	1	0	0	0	<b>New York Mets @ Los Angeles Dodgers</b> Dodger Stadium, Los Angeles, CA Sat Apr 29 1972, 7:05 PM PST Att: 30,244 - Unknown			
<b>Manny Mota, R</b> OBP: 0.342, SLG: 0.472 (1, 7)	HR 1B	5-3		G3			1-3	1B		5	2	2	0	0	0	0				
<b>Willie Davis, L</b> OBP: 0.339, SLG: 0.492 (1, 8)	1H HR	K					3-1	1B		5	3	3	3	0	1	0				
<b>Frank Robinson, R</b> OBP: 0.348, SLG: 0.405 (1, 9) <b>Willie Crawford, L</b> OBP: 0.313, SLG: 0.700 (8, 9)	HR			P6			L9-3	1B		4	1	3	1	0	0	0				
<b>Jim Lefebvre, S</b> OBP: 0.386, SLG: 0.537 (1, 4) <b>Bobby Valentine, R</b> (8, PR) (9, 4)	2B 2B			F7			L9-3	1B		5	1	3	2	0	0	1				
<b>Steve Garvey, R</b> OBP: 0.320, SLG: 0.396 (1, 5)	6-3			S 1B			L9-3	1B		0	0	0	0	0	0	0				
<b>Dick Dietz, R</b> OBP: 0.353, SLG: 0.333 (1, 2)	2H 2B			1B			P3	BB		3	1	2	2	1	0	0				
<b>Bill Russell, R</b> OBP: 0.538, SLG: 0.727 (1, 6)	IBB			K			HR	BB		3	1	2	1	1	1	1				
<b>Tommy John, R</b> OBP: 0.100, SLG: 0.100 (1, 1)	K			P4			2-3	B5-6-3		4	0	0	0	0	1	4				
<b>Inning Stats</b>	R: 4 E: 0 K: 1 S: 10	H: 5 LOB: 2 BB: 1 P: 14	R: 0 E: 0 K: 1 S: 5	H: 0 LOB: 0 BB: 0 P: 5	R: 1 E: 0 K: 1 S: 7	H: 2 LOB: 1 BB: 0 P: 7	R: 0 E: 0 K: 0 S: 3	H: 0 LOB: 0 BB: 0 P: 3	R: 0 E: 0 K: 0 S: 4	H: 1 LOB: 0 BB: 0 P: 4	R: 1 E: 0 K: 0 S: 6	H: 3 LOB: 2 BB: 0 P: 6	R: 4 E: 0 K: 0 S: 8	H: 6 LOB: 2 BB: 1 P: 12	R: 4 E: 0 K: 0 S: 8	H: 6 LOB: 2 BB: 1 P: 12	1B: 13 2B: 3 3B: 0 HR: 3	SF: 0 SAC: 0 DP: 2 HBP: 0	WP: 0 PB: 0 SB: 1 CS: 0	PA: 42
<b>PITCHER</b> <b>Jerry Koosman, L</b> ERA: 10.45 (1, 1) <b>Jim McAndrew, R</b> ERA: 2.7 (1, 1) <b>Danny Frisella, R</b> ERA: 3.0 (4, 1) <b>Chuck Taylor, R</b> ERA: 6.14 (7, 1)	IP: 0.2 WLS: L BF: 7 H: 5 R: 4 ER: 4 SO: 4 BB: 0 IBB: 0 HBP: 0 BLK: 0 WP: 0 HR: 2 S: 15 P: 19 ERA: 54.00 WHIP: 7.500															<b>PITCHER</b>				

AB 33  
R 1  
H 9  
RBI 1  
BB 1  
SO 4  
LOB 18



AB 40  
R 11  
H 18  
RBI 11  
BB 2  
SO 3  
LOB 11





Batter	1	2	3	4	5	6	7	8	9	AB	R	H	RBI	BB	SO	LOB	TOP		
<b>Bud Harrelson, S</b> OBP: 0.308, SLG: 0.306 (1, 6)	F5	F8						P3		4	0	1	0	0	0	2	<b>New York Mets @ Los Angeles Dodgers</b> Dodger Stadium, Los Angeles, CA Sun Apr 30 1972, 3:33 AM PDT Att: 21,989 - Unknown		
<b>Ken Boswell, L</b> OBP: 0.311, SLG: 0.275 (1, 4)	1B		F8					1B		3	0	2	0	1	0	0			
<b>Tommie Agee, R</b> OBP: 0.284, SLG: 0.413 <b>Don Hahn, R</b> (7, 8)	FC6-4		6-3					K		3	0	1	0	0	0	2			
<b>Rusty Staub, L</b> OBP: 0.377, SLG: 0.383 (1, 9)	K		F7					L8		4	0	0	0	0	1	3			
<b>Cleon Jones, R</b> OBP: 0.409, SLG: 0.462 <b>John Milner, L</b> OBP: 0.444, SLG: 0.444 (7, 7)	FC6-4			K				L9		3	0	0	0	0	1	2			
<b>Jim Fregosi, R</b> OBP: 0.327, SLG: 0.419 (1, 5)		G3		F2				F3		4	0	1	0	0	1	1			
<b>Ed Kranepool, L</b> OBP: 0.282, SLG: 0.314 (1, 3)		P6		F8				G6-3		4	0	0	0	0	0	2			
<b>Duffy Dyer, R</b> OBP: 0.333, SLG: 0.333 (1, 2)								K		3	0	1	0	0	2	0			
<b>Buzz Capra, R</b> (1, 1)										1	0	0	0	0	0	2			
<b>Ray Sadecki, L</b> (4, 1)										1	0	0	0	0	0	0			
<b>Wayne Garrett, L</b> (7, PH)										1	0	0	0	0	0	0			
<b>Jerry Koosman, R</b> OBP: 0.500, SLG: 0.500 <b>Chuck Taylor, R</b> (8, 1)										0	0	0	0	0	0	0			
<b>Inning Stats</b>	R: 0 E: 0 K: 1 S: 6	H: 1 LOB: 2 BB: 1 P: 10	R: 0 E: 0 K: 0 S: 5	H: 2 LOB: 2 BB: 0 P: 5	R: 0 E: 0 K: 1 S: 3	H: 0 LOB: 0 BB: 0 P: 3	R: 0 E: 0 K: 1 S: 5	H: 0 LOB: 0 BB: 0 P: 5	R: 0 E: 0 K: 1 S: 7	H: 2 LOB: 2 BB: 0 P: 7	R: 0 E: 0 K: 1 S: 5	H: 0 LOB: 0 BB: 0 P: 5	R: 0 E: 0 K: 1 S: 6	H: 1 LOB: 1 BB: 0 P: 6	R: 0 E: 0 K: 0 S: 3	H: 1 LOB: 0 BB: 0 P: 3	1B: 7 2B: 0 3B: 0 HR: 0	SF: 0 SAC: 0 DP: 1 HBP: 0	WP: 0 PA: 34 PB: 0 SB: 0 CS: 0
<b>PITCHER</b> <b>Don Sutton, R</b> ERA: 0.55 (1, 1)	IP: 9.0 WLS: W BF: 34 H: 7 R: 0 ER: 0 SO: 6 BB: 1 IBB: 0 HBP: 0 BLK: 0 WP: 0 HR: 0 S: 45 P: 49 ERA: 0.00 WHIP: 0.889															<b>PITCHER</b>			

Batter	1	2	3	4	5	6	7	8	9	AB	R	H	RBI	BB	SO	LOB	BOTTOM		
<b>Wes Parker, S</b> OBP: 0.404, SLG: 0.356 (1, 3)	F8			WP						3	1	1	0	1	0	0	<b>New York Mets @ Los Angeles Dodgers</b> Dodger Stadium, Los Angeles, CA Sun Apr 30 1972, 3:33 AM PDT Att: 21,989 - Unknown		
<b>Bill Buckner, L</b> OBP: 0.240, SLG: 0.217 (1, 9)	G3		P5	WP				1-3		4	1	1	0	0	0	1			
<b>Willie Davis, L</b> OBP: 0.348, SLG: 0.492 (1, 8)			F7					F5		4	0	2	2	0	0	1			
<b>Jim Lefebvre, S</b> OBP: 0.361, SLG: 0.500 <b>Bobby Valentine, R</b> (8, 4)	F8		4-3	F8				K		4	0	0	0	0	1	3			
<b>Willie Crawford, L</b> OBP: 0.306, SLG: 0.676 (1, 7)				4-3				K		4	1	1	0	0	1	0			
<b>Steve Garvey, R</b> OBP: 0.352, SLG: 0.423 (1, 5)				1B				P6		4	2	3	1	0	0	0			
<b>Duke Sims, L</b> OBP: 0.167, SLG: 0.417 (1, 2)				HR				F7		4	1	1	0	0	0	2			
<b>Bill Russell, R</b> OBP: 0.529, SLG: 0.933 (1, 6)				HR				FC6-4		4	1	2	4	0	0	1			
<b>Don Sutton, R</b> OBP: 0.182, SLG: 0.100 (1, 1)				HR				FC6-4		3	0	0	0	0	1	1			
<b>Inning Stats</b>	R: 0 E: 0 K: 0 S: 4	H: 1 LOB: 1 BB: 0 P: 4	R: 2 E: 0 K: 0 S: 5	H: 3 LOB: 0 BB: 0 P: 5	R: 0 E: 0 K: 0 S: 4	H: 1 LOB: 1 BB: 0 P: 4	R: 5 E: 0 K: 0 S: 8	H: 5 LOB: 1 BB: 1 P: 12	R: 0 E: 0 K: 1 S: 5	H: 0 LOB: 0 BB: 0 P: 5	R: 0 E: 0 K: 1 S: 5	H: 0 LOB: 0 BB: 0 P: 5	R: 0 E: 0 K: 1 S: 6	H: 1 LOB: 1 BB: 0 P: 6	R: 0 E: 0 K: 0 S: 3	H: 1 LOB: 1 BB: 0 P: 6		1B: 8 2B: 2 3B: 0 HR: 1	SF: 0 SAC: 0 DP: 0 HBP: 0
<b>PITCHER</b> <b>Buzz Capra, R</b> ERA: 6.17 <b>Ray Sadecki, L</b> ERA: 11.57 <b>Jerry Koosman, L</b> ERA: 9.26 <b>Chuck Taylor, R</b> ERA: 5.63 (1, 1)	IP: 3.2 WLS: L BF: 20 H: 9 R: 7 ER: 7 SO: 0 BB: 1 IBB: 0 HBP: 0 BLK: 0 WP: 1 HR: 1 S: 19 P: 23 ERA: 17.18 WHIP: 2.727															<b>PITCHER</b>			





Batter	1	2	3	4	5	6	7	8	9	AB	R	H	RBI	BB	SO	LOB	TOP									
<b>Bud Harrelson, S</b> OBP: 0.333, SLG: 0.385 (1, 6)	5-3		HR	SF8			1B 4-3	BB		3	2	2	2	1	0	0	<b>New York Mets @ San Francisco Giants</b> Candlestick Park, San Francisco, CA Mon May 01 1972, 6:33 AM EDT Att: 3,855 - Unknown <a href="http://livebaseballscorecards.com">livebaseballscorecards.com</a>									
<b>Ted Martinez, R</b> OBP: 0.306, SLG: 0.385 (1, 4)	1B		1B	F9			4-3	F9		5	1	2	0	0	0	3										
<b>Tommie Agee, R</b> OBP: 0.304, SLG: 0.412 (1, 8)	K		F9				1B	1B	5-3	5	1	2	0	0	1	2										
<b>Rusty Staub, L</b> OBP: 0.397, SLG: 0.392 (1, 9)	1B		F8				1B	1B		4	1	2	1	1	0	2										
<b>Cleon Jones, R</b> OBP: 0.408, SLG: 0.455 (1, 7)	1-3		5-3				1B	1B	K	5	0	2	2	0	2	2										
<b>Jim Fregosi, R</b> OBP: 0.333, SLG: 0.458 (1, 5)	4-3						1B	1B	F8	5	1	2	1	0	0	3										
<b>Jim Beauchamp, R</b> OBP: 0.167, SLG: 0.167 (1, 3)										4	1	1	1	0	0	2										
<b>Ed Kranepool, L</b> OBP: 0.282, SLG: 0.314 (9, 3)	5-3		SF8				5-3	F8		0	0	0	0	0	0	0										
<b>Jerry Grote, R</b> OBP: 0.341, SLG: 0.436 (1, 2)	6-3						F3		5-3	4	0	1	0	0	0	0										
<b>Tom Seaver, R</b> OBP: 0.167, SLG: 0.250 (1, 1)										3	0	0	0	0	1	2										
<b>Tug McGraw, R</b> OBP: 0.333, SLG: 0.333 (7, 1)	6-3		K				F5	6-3		1	0	0	0	0	0	0										
<b>Inning Stats</b>	R: 1 E: 0 K: 1 S: 7	H: 2 LOB: 2 BB: 1 P: 11	R: 0 E: 0 K: 0 S: 3	H: 0 LOB: 0 BB: 0 P: 3	R: 1 E: 0 K: 0 S: 5	H: 2 LOB: 1 BB: 0 P: 5	R: 2 E: 0 K: 1 S: 8	H: 3 LOB: 1 BB: 0 P: 8	R: 0 E: 0 K: 1 S: 5	H: 1 LOB: 0 BB: 0 P: 5	R: 0 E: 0 K: 0 S: 3	H: 0 LOB: 0 BB: 0 P: 3	R: 3 E: 0 K: 0 S: 8	H: 5 LOB: 2 BB: 0 P: 8	R: 0 E: 0 K: 0 S: 3	H: 0 LOB: 1 BB: 0 P: 7	R: 0 E: 0 K: 1 S: 6	H: 1 LOB: 1 BB: 0 P: 6	1B: 12 2B: 0 3B: 1 HR: 1	SF: 1 SAC: 0 DP: 0 HBP: 0	WP: 0 PB: 0 SB: 0 CS: 1	PA: 42				
<b>PITCHER</b>	IP	WLS	BF	H	R	ER	SO	BB	IBB	HBP	BLK	WP	HR	S	P	ERA	WHIP									
<b>John Cumberland, L</b> ERA: 7.64 (1, 1)	3.0	L	16	6	4	4	1	1	0	0	0	0	0	1	17	21	12.00	2.333								
<b>Ron Bryant, L</b> ERA: 3.45 (4, 1)	3.0		10	2	0	0	2	0	0	0	0	0	0	14	14	0.00	0.667									
<b>Jerry Johnson, R</b> ERA: 13.5 (7, 1)	0.2		6	4	3	3	0	0	0	0	0	0	0	6	6	40.50	6.000									
<b>Don McMahon, R</b> ERA: 3.72 (7, 1)	0.1		2	1	0	0	0	0	0	0	0	0	0	2	2	0.00	3.000									
<b>John Morris, L</b> ERA: 2.09 (8, 1)	2.0		8	1	0	0	1	1	0	0	0	0	0	9	13	0.00	1.000									


Batter	1	2	3	4	5	6	7	8	9	AB	R	H	RBI	BB	SO	LOB	BOTTOM									
<b>Chris Speier, R</b> OBP: 0.311, SLG: 0.426 (1, 6)	F8		K			HR	F7			4	1	1	2	0	1	2	<b>New York Mets @ San Francisco Giants</b> Candlestick Park, San Francisco, CA Mon May 01 1972, 6:33 AM EDT Att: 3,855 - Unknown <a href="http://livebaseballscorecards.com">livebaseballscorecards.com</a>									
<b>Tito Fuentes, S</b> OBP: 0.320, SLG: 0.417 (1, 4)	K					P6		1B		3	0	1	0	1	1	0										
<b>Bobby Bonds, R</b> OBP: 0.320, SLG: 0.471 (1, 9)	K					K		K		4	0	0	0	0	4	2										
<b>Dave Kingman, R</b> OBP: 0.268, SLG: 0.537 (1, 3)			K			P6		K		4	0	0	0	0	3	2										
<b>Ken Henderson, S</b> OBP: 0.323, SLG: 0.421 (1, 8)			K			F2				4	1	2	1	0	1	1										
<b>Gary Maddox, R</b> OBP: 0.281, SLG: 0.276 (1, 7)			K			K		K		4	0	0	0	0	4	2										
<b>Al Gallagher, R</b> OBP: 0.379, SLG: 0.490 (1, 5)			G3			6-3		BB		3	0	0	0	1	0	0										
<b>Dave Rader, L</b> OBP: 0.381, SLG: 0.600 (1, 2)			HR			P6		F8		4	1	1	1	0	0	1										
<b>John Cumberland, R</b> OBP: 0.143, SLG: 0.143 (1, 1)										1	0	0	0	0	1	0										
<b>Ron Bryant, S</b> OBP: 0.363, SLG: 0.222 (6, 9)										0	0	0	0	0	0	0										
<b>Jim Howarth, L</b> OBP: 0.363, SLG: 0.222 (7, 1)										0	0	0	0	0	0	0										
<b>Jerry Johnson, R</b> OBP: 0.363, SLG: 0.222 (7, 1)										0	0	0	0	0	0	0										
<b>Don McMahon, R</b> OBP: 0.363, SLG: 0.222 (7, 1)										0	0	0	0	0	0	0										
<b>Willie Mays, R</b> OBP: 0.363, SLG: 0.222 (8, 1)										0	0	0	0	0	0	0										
<b>John Morris, R</b> OBP: 0.363, SLG: 0.222 (8, 1)										0	0	0	0	0	0	0										
<b>Chris Arnold, R</b> OBP: 0.363, SLG: 0.222 (9, 9)										1	0	0	0	0	0	0										
<b>Inning Stats</b>	R: 0 E: 0 K: 2 S: 7	H: 0 LOB: 0 BB: 0 P: 7	R: 0 E: 0 K: 3 S: 9	H: 0 LOB: 0 BB: 0 P: 9	R: 1 E: 0 K: 2 S: 8	H: 1 LOB: 0 BB: 0 P: 8	R: 0 E: 0 K: 1 S: 6	H: 1 LOB: 1 BB: 0 P: 6	R: 0 E: 0 K: 1 S: 5	H: 0 LOB: 0 BB: 0 P: 5	R: 2 E: 0 K: 2 S: 9	H: 2 LOB: 0 BB: 0 P: 9	R: 1 E: 0 K: 1 S: 6	H: 1 LOB: 2 BB: 2 P: 14	R: 0 E: 0 K: 3 S: 10	H: 1 LOB: 2 BB: 1 P: 14	R: 0 E: 0 K: 0 S: 3	H: 0 LOB: 0 BB: 0 P: 3	1B: 2 2B: 0 3B: 1 HR: 3	SF: 0 SAC: 0 DP: 0 HBP: 0	WP: 0 PB: 0 SB: 0 CS: 0	PA: 36				
<b>PITCHER</b>	IP	WLS	BF	H	R	ER	SO	BB	IBB	HBP	BLK	WP	HR	S	P	ERA	WHIP									
<b>Tom Seaver, R</b> ERA: 1.47 (1, 1)	6.2	W	27	5	4	4	12	2	0	0	0	0	0	3	49	57	5.40	1.050								
<b>Tug McGraw, L</b> ERA: 0.69 (7, 1)	2.1	S	9	1	0	0	3	1	0	0	0	0	0	14	18	0.00	0.857									



Batter	1	2	3	4	5	6	7	8	9	AB	R	H	RBI	BB	SO	LOB	TOP											
<b>Bud Harrelson, S</b> OBP: 0.323, SLG: 0.368 (1, 6)	4-3	FC4-6			G3		1B		F7	5	0	1	0	0	0	3												
<b>Ken Boswell, L</b> OBP: 0.286, SLG: 0.250 <b>Ted Martinez, R</b> OBP: 0.308, SLG: 0.385 (1, 4) (8, 4)	4-3		P6		F8		F7			4	0	0	0	0	0	1												
<b>Tommie Agee, R</b> OBP: 0.300, SLG: 0.418 (1, 8)	K		F9		F9					4	0	1	0	0	1	0												
<b>Rusty Staub, L</b> OBP: 0.387, SLG: 0.382 (1, 9)		F9 1B	F9		3-1					4	1	1	0	0	0	1												
<b>Cleon Jones, R</b> OBP: 0.415, SLG: 0.521 (1, 7)		F9 1B			F8					4	2	2	1	0	1	1												
<b>Jim Fregosi, R</b> OBP: 0.328, SLG: 0.431 (1, 5)		L7			F8		K			3	0	0	0	1	1	2												
<b>Ed Kranepool, L</b> OBP: 0.279, SLG: 0.333 (1, 3)		F9					F8			4	1	1	0	0	0	3												
<b>Jerry Grote, R</b> OBP: 0.375, SLG: 0.452 (1, 2)		F9 1B					F9			3	0	2	1	1	0	0												
<b>Gary Gentry, R</b> OBP: 0.111, SLG: 0.111 (1, 1)		F9 1B					6-3			4	0	1	1	0	2	3												
<b>Inning Stats</b>	R: 0 E: 0 K: 1 S: 5	H: 0 LOB: 0 BB: 0 P: 5	R: 2 E: 0 K: 0 S: 7	H: 4 LOB: 2 BB: 0 P: 7	R: 0 E: 0 K: 0 S: 3	H: 0 LOB: 0 BB: 0 P: 3	R: 0 E: 0 K: 1 S: 6	H: 1 LOB: 2 BB: 1 P: 10	R: 0 E: 0 K: 0 S: 3	H: 0 LOB: 0 BB: 0 P: 3	R: 1 E: 0 K: 0 S: 6	H: 1 LOB: 0 BB: 0 P: 6	R: 0 E: 0 K: 0 S: 4	H: 1 LOB: 1 BB: 0 P: 4	R: 0 E: 0 K: 1 S: 5	H: 1 LOB: 0 BB: 0 P: 5	R: 1 E: 1 K: 1 S: 6	H: 1 LOB: 1 BB: 1 P: 10	1B: 6 2B: 2 3B: 0 HR: 1	SF: 0 SAC: 0 DP: 0 HBP: 0	WP: 0 PB: 0 SB: 0 CS: 1	PA: 38						
<b>PITCHER</b>	IP	WLS	BF	H	R	ER	SO	BB	IBB	HBP	BLK	WP	HR	S	P	ERA	WHIP											
<b>Don Carrithers, R</b> ERA: 5.57 <b>Jim Barr, R</b> ERA: 2.89	(1, 1)	7.0	L	29	7	3	3	3	0	1	0	0	0	1	34	38	3.86	1.000										
(8, 1)	2.0		8	2	1	0	2	1	0	0	0	0	0	0	11	15	0.00	1.500										

**New York Mets @ San Francisco Giants**  
Candlestick Park, San Francisco, CA  
Tue May 02 1972, 10:05 PM EDT  
Att: 6,570 - Unknown

**AB 35**  
**R 4**  
**H 9**  
**RBI 3**  
**BB 2**  
**SO 5**  
**LOB 14**



Batter	1	2	3	4	5	6	7	8	9	AB	R	H	RBI	BB	SO	LOB	BOTTOM											
<b>Chris Speier, R</b> OBP: 0.321, SLG: 0.414 (1, 6)			F7					P5		2	0	0	0	2	0	0												
<b>Tito Fuentes, S</b> OBP: 0.304, SLG: 0.395 (1, 4)	BB		F8		4-3		F9			4	0	0	0	0	0	2												
<b>Bobby Bonds, R</b> OBP: 0.329, SLG: 0.527 (1, 9)		F9			FC6-4		F7			4	2	2	0	0	0	1												
<b>Dave Kingman, R</b> OBP: 0.253, SLG: 0.507 (1, 3)		K			P3		F8			4	0	0	0	0	1	3												
<b>Ken Henderson, S</b> OBP: 0.319, SLG: 0.407 (1, 8)			F9				F8			2	0	0	1	0	0	0												
<b>Gary Maddox, R</b> OBP: 0.250, SLG: 0.242 (1, 7)		K			FC6-4		F3			4	0	0	1	0	1	1												
<b>Al Gallagher, R</b> OBP: 0.375, SLG: 0.370 <b>Jim Barr, R</b> (1, 5) (8, 1)					F8		4-3			2	0	0	0	1	0	1												
<b>Dave Rader, L</b> OBP: 0.333, SLG: 0.522 (1, 2)		F7					F7			3	0	0	0	0	1	1												
<b>Don Carrithers, R</b> OBP: 0.111, SLG: 0.111 <b>Chris Arnold, R</b> OBP: 0.409, SLG: 0.188 (1, 1) (8, 5)					K					2	0	0	0	0	2	0												
<b>Inning Stats</b>	R: 0 E: 0 K: 1 S: 5	H: 0 LOB: 1 BB: 1 P: 9	R: 0 E: 0 K: 1 S: 5	H: 0 LOB: 1 BB: 1 P: 9	R: 0 E: 0 K: 1 S: 5	H: 0 LOB: 0 BB: 0 P: 5	R: 1 E: 0 K: 0 S: 4	H: 1 LOB: 1 BB: 0 P: 5	R: 0 E: 0 K: 2 S: 7	H: 0 LOB: 1 BB: 1 P: 11	R: 0 E: 0 K: 0 S: 3	H: 0 LOB: 0 BB: 0 P: 3	R: 0 E: 0 K: 0 S: 3	H: 0 LOB: 0 BB: 0 P: 3	R: 0 E: 0 K: 0 S: 3	H: 0 LOB: 0 BB: 0 P: 3	R: 1 E: 0 K: 0 S: 4	H: 1 LOB: 0 BB: 0 P: 4	1B: 0 2B: 0 3B: 2 HR: 0	SF: 1 SAC: 0 DP: 0 HBP: 1	WP: 0 PB: 0 SB: 2 CS: 0	PA: 33						
<b>PITCHER</b>	IP	WLS	BF	H	R	ER	SO	BB	IBB	HBP	BLK	WP	HR	S	P	ERA	WHIP											
<b>Gary Gentry, R</b> ERA: 2.0	(1, 1)	9.0	W	33	2	2	2	5	3	0	1	0	0	0	39	52	2.00	0.556										

**New York Mets @ San Francisco Giants**  
Candlestick Park, San Francisco, CA  
Tue May 02 1972, 10:05 PM EDT  
Att: 6,570 - Unknown

**AB 28**  
**R 2**  
**H 2**  
**RBI 2**  
**BB 3**  
**SO 5**  
**LOB 9**





Batter	1	2	3	4	5	6	7	8	9	AB	R	H	RBI	BB	SO	LOB	TOP				
<b>Bud Harrelson, S</b> OBP: 0.313, SLG: 0.344 (1, 6)										4	2	0	0	1	1	2					
<b>Wayne Garrett, L</b> OBP: 0.500, SLG: 1.000 (1, 4)										1	0	1	1	0	0	0					
<b>Ted Martinez, R</b> OBP: 0.294, SLG: 0.471 (1, 4)										4	2	1	1	0	0	1					
<b>Tommie Agee, R</b> OBP: 0.338, SLG: 0.475 (1, 8)										4	2	3	1	1	0	0					
<b>Rusty Staub, L</b> OBP: 0.388, SLG: 0.390 (1, 9)										4	0	1	1	1	0	2					
<b>Cleon Jones, R</b> OBP: 0.397, SLG: 0.491 (1, 7)											5	0	1	1	0	1	3				
<b>Jim Fregosi, R</b> OBP: 0.349, SLG: 0.482 (1, 5)											5	1	3	0	0	2	2				
<b>Ed Kranepool, L</b> OBP: 0.271, SLG: 0.341 (1, 3)											5	1	1	1	0	1	5				
<b>Jerry Grote, R</b> OBP: 0.385, SLG: 0.444 (1, 2)										3	0	1	0	1	0	1					
<b>Jon Matlack, L</b> OBP: 0.250, SLG: 0.250 (1, 1)										3	0	1	1	0	1	3					
<b>Chuck Taylor, R</b> (8, 1)										0	0	0	0	0	0	0					
<b>Tug McGraw, R</b> OBP: 0.333, SLG: 0.333 (9, 1)										0	0	0	0	0	0	0					
<b>Inning Stats</b>	R: 2 E: 0 K: 1 S: 7	H: 2 LOB: 2 BB: 2 P: 15	R: 0 E: 0 K: 0 S: 4	H: 1 LOB: 1 BB: 0 P: 4	R: 1 E: 0 K: 0 S: 6	H: 3 LOB: 3 BB: 1 P: 10	R: 1 E: 0 K: 1 S: 7	H: 2 LOB: 1 BB: 0 P: 7	R: 0 E: 0 K: 0 S: 3	H: 1 LOB: 0 BB: 0 P: 3	R: 0 E: 0 K: 1 S: 5	H: 0 LOB: 0 BB: 1 P: 5	R: 0 E: 0 K: 1 S: 5	H: 0 LOB: 0 BB: 0 P: 5	R: 4 E: 1 K: 0 S: 7	H: 4 LOB: 1 BB: 1 P: 11	R: 0 E: 0 K: 2 S: 7	H: 0 LOB: 0 BB: 0 P: 7	1B: 6 2B: 5 3B: 2 HR: 0	SF: 0 SAC: 1 DP: 1 HBP: 0	WP: 0 PA: 43 PB: 0 SB: 0 CS: 0
<b>PITCHER</b>	IP WLS BF H R ER SO BB IBB HBP BLK WP HR S P ERA WHIP																				
<b>Steve Stone, R</b> ERA: 2.87 (1, 1)	2.0 L 12 4 3 3 1 2 0 0 0 0 0 0 12 20 13.50 3.000																				
<b>Ron Bryant, L</b> ERA: 3.39 (3, 1)	3.0 14 5 1 1 1 0 1 0 0 0 0 0 15 19 3.00 1.667																				
<b>Don McMahon, R</b> ERA: 3.09 (6, 1)	2.0 6 0 0 0 2 0 0 0 0 0 0 0 10 10 0.00 0.000																				
<b>Jerry Johnson, R</b> ERA: 15.75 (8, 1)	0.2 7 4 4 3 0 1 0 0 0 0 0 0 6 10 40.50 7.500																				
<b>John Morris, L</b> ERA: 1.59 (8, 1)	1.1 4 0 0 0 2 0 0 0 0 0 0 0 8 8 0.00 0.000																				

**New York Mets @ San Francisco Giants**  
Candlestick Park, San Francisco, CA  
Wed May 03 1972, 6:33 AM EDT  
Att: 4,123 - Unknown

AB	38
R	8
H	13
RBI	7
BB	4
SO	6
LOB	19



Batter	1	2	3	4	5	6	7	8	9	AB	R	H	RBI	BB	SO	LOB	BOTTOM				
<b>Chris Speier, R</b> OBP: 0.325, SLG: 0.427 (1, 6)											5	0	2	1	0	1	0				
<b>Tito Fuentes, S</b> OBP: 0.286, SLG: 0.370 (1, 4)											5	0	0	0	0	0	3				
<b>Willie Mays, R</b> OBP: 0.390, SLG: 0.227 (1, 8)											3	1	2	0	2	0	0				
<b>Bobby Bonds, R</b> OBP: 0.321, SLG: 0.513 (1, 9)											4	1	1	1	0	0	2				
<b>Dave Kingman, R</b> OBP: 0.275, SLG: 0.539 (1, 3)											5	1	3	2	0	0	3				
<b>Ken Henderson, S</b> OBP: 0.301, SLG: 0.381 (1, 7)											4	0	0	1	0	1	4				
<b>Al Gallagher, R</b> OBP: 0.389, SLG: 0.345 (1, 5)											2	0	0	0	2	0	2				
<b>Fran Healy, R</b> OBP: 0.204, SLG: 0.163 (1, 2)											3	0	0	0	0	2	2				
<b>Dave Rader, L</b> OBP: 0.320, SLG: 0.500 (8, PH) (9, 2)											1	0	0	0	0	0	1				
<b>Steve Stone, R</b> (1, 1)											0	0	0	0	0	0	0				
<b>Ron Bryant, S</b> (3, 1)											1	0	0	0	0	1	0				
<b>Bernie Williams, R</b> (5, PH)											0	1	0	0	0	1	0				
<b>Don McMahon, R</b> (8, 1)											0	0	0	0	0	0	0				
<b>Garry Maddox, R</b> OBP: 0.340, SLG: 0.235 (7, PH)											1	0	0	0	0	0	0				
<b>Jerry Johnson, R</b> (8, 1)											0	0	0	0	0	0	0				
<b>John Morris, R</b> (8, 1)											0	0	0	0	0	0	0				
<b>Jim Howarth, L</b> OBP: 0.268, SLG: 0.400 (9, PH)											1	1	1	0	0	0	0				
<b>Inning Stats</b>	R: 0 E: 0 K: 1 S: 5	H: 0 LOB: 0 BB: 0 P: 5	R: 0 E: 0 K: 2 S: 8	H: 1 LOB: 2 BB: 1 P: 12	R: 0 E: 0 K: 1 S: 5	H: 0 LOB: 0 BB: 0 P: 5	R: 0 E: 0 K: 0 S: 4	H: 1 LOB: 1 BB: 0 P: 4	R: 1 E: 0 K: 0 S: 4	H: 1 LOB: 1 BB: 1 P: 8	R: 0 E: 0 K: 0 S: 5	H: 2 LOB: 2 BB: 0 P: 5	R: 0 E: 0 K: 1 S: 5	H: 0 LOB: 0 BB: 0 P: 5	R: 3 E: 0 K: 0 S: 5	H: 2 LOB: 1 BB: 2 P: 13	R: 1 E: 0 K: 0 S: 5	H: 2 LOB: 2 BB: 1 P: 9	1B: 6 2B: 2 3B: 1 HR: 0	SF: 1 SAC: 0 DP: 0 HBP: 0	WP: 0 PA: 41 PB: 0 SB: 1 CS: 0
<b>PITCHER</b>	IP WLS BF H R ER SO BB IBB HBP BLK WP HR S P ERA WHIP																				
<b>Jon Matlack, L</b> ERA: 2.42 (1, 1)	7.1 W 32 7 4 4 4 3 0 0 0 0 0 0 39 51 4.91 1.364																				
<b>Chuck Taylor, R</b> ERA: 6.0 (8, 1)	1.0 7 2 1 1 0 2 0 0 0 0 0 0 5 13 9.00 4.000																				
<b>Tug McGraw, L</b> ERA: 0.64 (9, 1)	0.2 S 2 0 0 0 0 0 0 0 0 0 0 0 2 2 0.00 0.000																				

**New York Mets @ San Francisco Giants**  
Candlestick Park, San Francisco, CA  
Wed May 03 1972, 6:33 AM EDT  
Att: 4,123 - Unknown

AB	35
R	5
H	9
RBI	5
BB	5
SO	5
LOB	17





Batter	1	2	3	4	5	6	7	8	9	AB R H RBI BB SO LOB	TOP											
<b>Derrel Thomas, S</b> (1,4) OBP: 0.296, SLG: 0.246	1-3		B2-3	2B			K		6-3	5 0 1 3 0 1 0	<b>San Diego Padres @ New York Mets</b> Shea Stadium, Flushing, NY Fri May 05 1972, 7:05 PM EDT Att: 21,262 - Unknown											
<b>Enzo Hernandez, R</b> (1,6) OBP: 0.177, SLG: 0.200	L5		F8	F8			1B		1B BB	5 0 2 0 0 0 1												
<b>Johnny Jeter, R</b> (1,8) OBP: 0.303, SLG: 0.333	HR		K		K		K		1B BB	4 1 1 0 1 3 1												
<b>Nate Colbert, R</b> (1,3) OBP: 0.333, SLG: 0.536	HR			F2	F9				1B BB	4 1 2 2 1 0 0												
<b>Ollie Brown, R</b> (1,9) OBP: 0.228, SLG: 0.226	F8			1B 2B	K		K		1-6-3	5 1 1 0 0 2 5												
<b>Fred Kendall, R</b> (1,2) OBP: 0.240, SLG: 0.208				2B						4 1 1 0 0 0 0												
<b>Jerry Morales, R</b> (1,7) OBP: 0.381, SLG: 0.444				2B						2 1 2 1 2 0 0												
<b>Dave Campbell, R</b> (1,5) OBP: 0.281, SLG: 0.288				2B						3 1 0 0 1 0 3												
<b>Steve Arlin, R</b> (1,1) OBP: 0.167, SLG: 0.182				K						4 0 0 0 0 2 5												
<b>Inning Stats</b>	R: 2 E: 0 K: 0 S: 5	H: 2 LOB: 0 BB: 0 P: 5	R: 0 E: 0 K: 0 S: 3	H: 0 LOB: 1 BB: 1 P: 7	R: 0 E: 0 K: 1 S: 5	H: 0 LOB: 0 BB: 0 P: 5	R: 4 E: 0 K: 1 S: 9	H: 4 LOB: 1 BB: 1 P: 13	R: 0 E: 0 K: 2 S: 7	H: 0 LOB: 0 BB: 0 P: 7		R: 0 E: 0 K: 3 S: 4	H: 1 LOB: 1 BB: 0 P: 4	R: 0 E: 0 K: 10 S: 10	H: 1 LOB: 2 BB: 1 P: 14	R: 0 E: 0 K: 0 S: 2	H: 0 LOB: 0 BB: 1 P: 6	R: 0 E: 0 K: 1 S: 7	H: 2 LOB: 3 BB: 1 P: 11	1B: 6 2B: 2 3B: 1 HR: 1	SF: 0 SAC: 0 DP: 1 HBP: 0	WP: 0 PB: 0 SB: 1 CS: 0
<b>PITCHER</b>	IP WLS BF H R ER SO BB IBB HBP BLK WP HR S P ERA WHIP											<b>PITCHER</b>	IP WLS BF H R ER SO BB IBB HBP BLK WP HR S P ERA WHIP									
<b>Jerry Koosman, L</b> (1,1) ERA: 10.57	3.2 L 19 6 6 6 2 1 1 0 0 0 0 1 21 29 14.73 1.909																					
<b>Buzz Capra, R</b> (4,1) ERA: 5.14	2.1 8 1 0 0 2 0 0 0 0 0 0 0 12 12 0.00 0.429																					
<b>Jim McAndrew, R</b> (7,1) ERA: 1.69	2.0 8 1 0 0 3 1 1 0 0 0 0 0 12 20 0.00 1.000																					
<b>Ray Sadecki, L</b> (9,1) ERA: 8.1	1.0 6 2 0 0 1 1 0 0 0 0 0 0 7 11 0.00 3.000																					

AB	36
R	6
H	10
RBI	6
BB	5
SO	8
LOB	15



Batter	1	2	3	4	5	6	7	8	9	AB R H RBI BB SO LOB	BOTTOM							
<b>Bud Harrelson, S</b> (1,6) OBP: 0.310, SLG: 0.338	G4-6-3		P1			P6		F8		4 0 1 0 0 0 4	<b>San Diego Padres @ New York Mets</b> Shea Stadium, Flushing, NY Fri May 05 1972, 7:05 PM EDT Att: 21,262 - Unknown							
<b>Ken Boswell, L</b> (1,4) OBP: 0.284, SLG: 0.229	G4-6-3		4-3			FC4-6		P9		4 0 0 0 0 0 5								
<b>Tommie Agee, R</b> (1,8) OBP: 0.348, SLG: 0.459				K		FC6-4			FC4-6 BB	2 0 0 0 2 1 1								
<b>Rusty Staub, L</b> (1,9) OBP: 0.366, SLG: 0.365	4-3			G3			L7		FC4-6	4 0 0 0 0 0 2								
<b>Cleon Jones, R</b> (1,7) OBP: 0.387, SLG: 0.474				6-3			K		K	4 0 1 0 0 2 1								
<b>Jim Fregosi, R</b> (1,5) OBP: 0.343, SLG: 0.467				K			6-3			4 0 1 0 0 2 1								
<b>Ed Kranepool, L</b> (1,3) OBP: 0.250, SLG: 0.313	G4-6-3					1-3			K	4 0 0 0 0 1 3								
<b>Jerry Grote, R</b> (1,2) OBP: 0.400, SLG: 0.468						F3			BB BB	2 0 1 0 1 0 0								
<b>Jerry Koosman, R</b> (1,1) OBP: 0.333, SLG: 0.333										1 0 0 0 0 1 1								
<b>Don Hahn, R</b> (6,PH) OBP: 0.333, SLG: 0.333										0 0 0 0 0 0 0								
<b>Jim McAndrew, R</b> (7,1) OBP: 0.343, SLG: 0.467										0 0 0 0 0 0 0								
<b>Dave Marshall, L</b> (8,PH) OBP: 0.343, SLG: 0.467										0 0 0 0 0 1 0 0								
<b>Ray Sadecki, L</b> (9,1) ERA: 8.1										0 0 0 0 0 0 0								
<b>Inning Stats</b>	R: 0 E: 0 K: 0 S: 3	H: 1 LOB: 1 BB: 1 P: 7	R: 0 E: 0 K: 1 S: 5	H: 1 LOB: 0 BB: 0 P: 5	R: 0 E: 0 K: 1 S: 5	H: 0 LOB: 0 BB: 0 P: 5	R: 0 E: 0 K: 1 S: 5	H: 0 LOB: 1 BB: 1 P: 7	R: 0 E: 0 K: 1 S: 5	H: 0 LOB: 0 BB: 0 P: 5	R: 0 E: 0 K: 1 S: 5	H: 0 LOB: 2 BB: 2 P: 13	R: 0 E: 0 K: 1 S: 6	H: 1 LOB: 2 BB: 1 P: 10	1B: 3 2B: 1 3B: 0 HR: 0	SF: 0 SAC: 0 DP: 2 HBP: 0	WP: 0 PB: 0 SB: 0 CS: 0	PA: 34
<b>PITCHER</b>	IP WLS BF H R ER SO BB IBB HBP BLK WP HR S P ERA WHIP											<b>PITCHER</b>	IP WLS BF H R ER SO BB IBB HBP BLK WP HR S P ERA WHIP					
<b>Steve Arlin, R</b> (1,1) ERA: 0.95	9.0 W 34 4 0 0 7 5 0 0 0 0 0 0 43 63 0.00 1.000																	

AB	29
R	0
H	4
RBI	0
BB	5
SO	7
LOB	18





Batter	1	2	3	4	5	6	7	8	9	AB	R	H	RBI	BB	SO	LOB	TOP				
<b>Derrel Thomas, S</b> (1, 4) OBP: 0.276, SLG: 0.227	0-3 K		0-0 1-3		0-3 K		0-0 CS	0-0 F7	0-3 K	5	0	0	0	0	3	2					
<b>Enzo Hernandez, R</b> (1, 6) OBP: 0.179, SLG: 0.200	0-0 F9		0-0 B3			0-0 E5 1B 2B			0-0 P6	5	2	1	0	0	0	0					
<b>Leron Lee, L</b> (1, 7) OBP: 0.469, SLG: 0.581	0-0 2B			0-0 6-3		0-0 2B 1B			0-0 HR 2B	4	2	3	1	0	0	0					
<b>Nate Colbert, R</b> (1, 3) OBP: 0.354, SLG: 0.597	4-0 BB			0-0 P6		0-0 2B			0-0 HR	3	1	2	4	1	0	0					
<b>Larry Stahl, L</b> (1, 8) OBP: 0.235, SLG: 0.161	0-3 K			0-3 K		0-0 P5			0-0 1B E 1B	4	1	1	0	0	2	2					
<b>Ollie Brown, R</b> (1, 9) OBP: 0.246, SLG: 0.232		0-0 F8			4-0 SH1-4 1B BB	0-0 P4			0-0 1B	3	0	1	0	1	0	0					
<b>Fred Kendall, R</b> (1, 2) OBP: 0.276, SLG: 0.250	0-3 K				0-0 SH1-4 1B		0-0 FC5-4 1B	0-0 E5 WP		4	0	2	0	0	1	0					
<b>Dave Campbell, R</b> (1, 5) OBP: 0.267, SLG: 0.273	0-0 F7				0-0 SH1-4		0-0 FC5-4 CS	0-3 K		3	0	0	0	0	1	2					
<b>Bill Greif, R</b> (1, 1) <b>Mike Caldwell, R</b> (8, 1)			0-3 K		0-3 K		0-0 B5		0-0 F8	3	0	0	0	0	2	3					
<b>Inning Stats</b>	R: 0 E: 0 K: 2 S: 8	H: 1 LOB: 2 BB: 1 P: 12	R: 0 E: 0 K: 1 S: 5	H: 0 LOB: 0 BB: 0 P: 5	R: 0 E: 0 K: 1 S: 5	H: 0 LOB: 0 BB: 0 P: 5	R: 0 E: 0 K: 2 S: 8	H: 1 LOB: 2 BB: 1 P: 12	R: 2 E: 1 K: 0 S: 5	H: 2 LOB: 0 BB: 0 P: 5	R: 0 E: 0 K: 0 S: 3	H: 1 LOB: 0 BB: 0 P: 3	R: 4 E: 1 K: 1 S: 10	H: 5 LOB: 1 BB: 0 P: 10	R: 0 E: 0 K: 1 S: 5	H: 0 LOB: 0 BB: 0 P: 5	1B: 6 2B: 3 3B: 0 HR: 1	SF: 0 SAC: 1 DP: 0 HBP: 0	WP: 1 PB: 0 SB: 0 CS: 1	PA: 39	
<b>PITCHER</b>	IP	WLS	BF	H	R	ER	SO	BB	IBB	HBP	BLK	WP	HR	S	P	ERA	WHIP				
<b>Tom Seaver, R</b> (1, 1) ERA: 2.09	8.0	L	35	10	6	4	8	2	0	0	0	1	1	49	57	4.50	1.500				
<b>Danny Frisella, R</b> (9, 1) ERA: 2.25	1.0	S	3	0	0	0	1	0	0	0	0	0	0	5	5	0.00	0.000				

San Diego Padres @ New York Mets  
Shea Stadium, Flushing, NY  
Sat May 06 1972, 3:33 AM EDT  
Att: 19,048 - Unknown

AB	35
R	6
H	10
RBI	5
BB	2
SO	9
LOB	9



Batter	1	2	3	4	5	6	7	8	9	AB	R	H	RBI	BB	SO	LOB	BOTTOM				
<b>Bud Harrelson, S</b> (1, 6) OBP: 0.320, SLG: 0.338	1-0 E S HBP	0-3 K					0-0 CS 1B		0-0 F9	3	0	1	0	0	1	1					
<b>Ken Boswell, L</b> (1, 4) OBP: 0.246, SLG: 0.212	0-0 L8 1-2		0-3 K		0-0 3-1			0-0 F7		4	0	0	0	0	1	2					
<b>Tommie Agee, R</b> (1, 8) OBP: 0.342, SLG: 0.438	0-3 K		0-3 K		0-0 6-3			4-0 FC6-4 1B BB		3	0	0	0	1	2	1					
<b>Rusty Staub, L</b> (1, 9) OBP: 0.360, SLG: 0.358	0-0 E1 FC5-4 2-3		0-0 F8			0-0 3-1		0-0 FC6-4 1B		4	0	1	0	0	0	1					
<b>Cleon Jones, R</b> (1, 7) OBP: 0.364, SLG: 0.443	0-0 FC5-4 1-2			0-0 4-3		0-3 K		0-0 FC6-4		4	0	0	0	0	1	4					
<b>Jim Fregosi, R</b> (1, 5) OBP: 0.338, SLG: 0.453		0-0 HR 1B		0-0 P6		0-0 F7		0-3 K		4	1	1	0	0	1	2					
<b>Ed Kranepool, L</b> (1, 3) OBP: 0.291, SLG: 0.431		0-0 HR			0-0 2B			0-0 6-3 SH3-4 1B		3	1	3	2	0	0	0					
<b>Ted Martinez, R</b> (9, PH) OBP: 0.278, SLG: 0.444		1-H HR							0-0 6-3	1	0	0	0	0	0	0					
<b>Jerry Grote, R</b> (1, 2) OBP: 0.397, SLG: 0.449		0-3 K		4-0 K			0-0 SH3-4		0-3 K	2	0	0	0	1	2	0					
<b>Tom Seaver, R</b> (1, 1) OBP: 0.133, SLG: 0.200		0-3 K		0-3 IBB			0-0 6-3		0-3 K	3	0	0	0	0	2	3					
<b>Danny Frisella, L</b> (9, 1) <b>Jim Beauchamp, R</b> (9, PH) OBP: 0.154, SLG: 0.154				0-3 K			0-0 6-3			0	0	0	0	0	0	0					
<b>Inning Stats</b>	R: 0 E: 1 K: 1 S: 6	H: 0 LOB: 2 BB: 0 P: 7	R: 2 E: 0 K: 3 S: 11	H: 2 LOB: 0 BB: 0 P: 11	R: 0 E: 0 K: 2 S: 7	H: 0 LOB: 0 BB: 0 P: 7	R: 0 E: 0 K: 1 S: 6	H: 1 LOB: 2 BB: 1 P: 10	R: 0 E: 0 K: 0 S: 5	H: 0 LOB: 0 BB: 0 P: 5	R: 0 E: 0 K: 1 S: 4	H: 1 LOB: 1 BB: 0 P: 4	R: 0 E: 0 K: 1 S: 6	H: 1 LOB: 2 BB: 1 P: 10	R: 0 E: 0 K: 2 S: 7	H: 0 LOB: 0 BB: 0 P: 7	1B: 4 2B: 1 3B: 0 HR: 1	SF: 0 SAC: 1 DP: 0 HBP: 1	WP: 0 PB: 0 SB: 1 CS: 1	PA: 36	
<b>PITCHER</b>	IP	WLS	BF	H	R	ER	SO	BB	IBB	HBP	BLK	WP	HR	S	P	ERA	WHIP				
<b>Bill Greif, R</b> (1, 1) ERA: 5.55	7.1	W	30	5	2	2	8	1	1	1	0	0	0	12	12	0.00	0.600				
<b>Mike Caldwell, L</b> (8, 1) ERA: 1.74	1.2	S	6	1	0	0	3	0	0	0	0	0	0	12	12	0.00	0.600				

San Diego Padres @ New York Mets  
Shea Stadium, Flushing, NY  
Sat May 06 1972, 3:33 AM EDT  
Att: 19,048 - Unknown

AB	32
R	2
H	6
RBI	2
BB	2
SO	11
LOB	14









Batter	1	2	3	4	5	6	7	8	9	10	11	12	13	14	AB	R	H	RBI	BB	SO	LOB	TOP				
Wes Parker, S OBP: 0.373, SLG: 0.318 (1, 3)															6	1	2	1	0	1	1					
Manny Mota, R OBP: 0.309, SLG: 0.423 (1, 7)															6	0	2	0	0	0	1					
Willie Davis, L OBP: 0.306, SLG: 0.442 (1, 9)															5	0	1	0	0	0	1					
Frank Robinson, R OBP: 0.380, SLG: 0.420 (1, 9)															6	1	2	2	0	1	1					
Jim Lefebvre, S OBP: 0.309, SLG: 0.365 (1, 4)															6	0	0	0	0	3	4					
Steve Garvey, R OBP: 0.394, SLG: 0.421 (8, PR) Billy Grabarkewitz, R (8, 5)															3	0	1	0	1	0	3					
Dick Dietz, R OBP: 0.294, SLG: 0.207 (1, 2)															6	0	0	0	0	1	6					
Maury Wills, S OBP: 0.199, SLG: 0.167 (1, 6)															5	1	1	0	1	2	2					
Al Downing, R OBP: 0.308, SLG: 0.333 Bill Russell, R OBP: 0.528, SLG: 0.758 Jim Brewer, L (9, 1) Bobby Valentine, R (12, PH) Pete Mikkelsen, R (12, 1)															3	0	1	0	0	1	2					
<b>Inning Stats</b>	R: 1 E: 1 K: 1 S: 9	H: 3 LOB: 3 BB: 0 P: 9	R: 1 E: 0 K: 1 S: 7	H: 2 LOB: 1 BB: 0 P: 7	R: 1 E: 0 K: 1 S: 6	H: 1 LOB: 0 BB: 0 P: 6	R: 0 E: 0 K: 1 S: 4	H: 2 LOB: 2 BB: 0 P: 4	R: 0 E: 0 K: 0 S: 3	H: 0 LOB: 0 BB: 0 P: 3	R: 0 E: 0 K: 1 S: 5	H: 0 LOB: 0 BB: 0 P: 5	R: 0 E: 0 K: 1 S: 5	H: 0 LOB: 0 BB: 0 P: 5	R: 0 E: 0 K: 1 S: 5	H: 1 LOB: 0 BB: 0 P: 5	R: 0 E: 0 K: 1 S: 5	H: 1 LOB: 0 BB: 0 P: 5	R: 0 E: 0 K: 1 S: 5	H: 0 LOB: 0 BB: 0 P: 9	R: 0 E: 0 K: 1 S: 5	H: 0 LOB: 1 BB: 1 P: 9	1B: 8 2B: 1 3B: 0 HR: 1	SF: 0 SAC: 1 DP: 1 HBP: 0	WP: 0 PB: 0 SB: 1 CS: 0	PA: 54
<b>PITCHER</b>	IP: 9.0 WLS: 3 BF: 37 H: 9 R: 3 ER: 3 SO: 6 BB: 1 IBB: 0 HBP: 0 BLK: 0 WP: 0 HR: 1 S: 48 P: 52 ERA: 3.00 WHIP: 1.111	<b>PITCHER</b>																								
Jon Matlack, L ERA: 2.59 Tug McGraw, L ERA: 0.43	(1, 1) (10, 1)																									

Los Angeles Dodgers @ New York Mets  
Shea Stadium, Flushing, NY  
Wed May 10 1972, 7:05 PM EDT  
Att: 20,766 - Unknown

AB 50  
R 3  
H 10  
RBI 3  
BB 3  
SO 11  
LOB 22

Batter	1	2	3	4	5	6	7	8	9	10	11	12	13	14	AB	R	H	RBI	BB	SO	LOB	BOTTOM			
Bud Harrelson, S OBP: 0.319, SLG: 0.316 (1, 6)															6	2	2	0	1	0	0				
Ted Martinez, R OBP: 0.300, SLG: 0.400 (1, 4)															6	0	2	1	0	1	1				
Tommie Agee, R OBP: 0.365, SLG: 0.486 (1, 9)															4	0	1	1	2	1	0				
Rusty Staub, L OBP: 0.388, SLG: 0.413 (1, 9)															6	1	3	2	0	0	4				
Cleon Jones, R OBP: 0.338, SLG: 0.403 (1, 7)															6	0	0	0	0	2	2				
Jim Fregosi, R OBP: 0.341, SLG: 0.452 (1, 5)															5	0	1	0	1	1	2				
Jim Beauchamp, R OBP: 0.136, SLG: 0.136 (1, 3)															6	0	1	0	0	1	2				
Jerry Grote, R OBP: 0.348, SLG: 0.383 (1, 2)															6	0	0	0	0	0	3				
Jon Matlack, L OBP: 0.273, SLG: 0.200 Don Hahn, R (9, PH) Tug McGraw, R OBP: 0.200, SLG: 0.200 John Milner, L OBP: 0.458, SLG: 0.400 (14, PH)	(1, 1) (9, PH) (10, 1) (14, PH)	R: 0 E: 1 K: 1 S: 6	H: 1 LOB: 2 BB: 0 P: 6	R: 0 E: 0 K: 1 S: 4	H: 0 LOB: 0 BB: 1 P: 8	R: 1 E: 0 K: 0 S: 4	H: 1 LOB: 2 BB: 0 P: 7	R: 1 E: 0 K: 1 S: 7	H: 2 LOB: 1 BB: 0 P: 5	R: 0 E: 0 K: 0 S: 3	H: 0 LOB: 0 BB: 0 P: 3	R: 0 E: 0 K: 2 S: 7	H: 0 LOB: 2 BB: 0 P: 7	R: 0 E: 0 K: 1 S: 6	H: 1 LOB: 1 BB: 1 P: 10	R: 0 E: 0 K: 0 S: 3	H: 0 LOB: 0 BB: 0 P: 3	R: 1 E: 0 K: 1 S: 6	H: 2 LOB: 1 BB: 0 P: 6	1B: 8 2B: 1 3B: 0 HR: 1	SF: 0 SAC: 1 DP: 1 HBP: 0	WP: 1 PB: 0 SB: 1 CS: 0	PA: 56		
<b>PITCHER</b>	IP: 8.0 WLS: 4 BF: 35 H: 7 R: 3 ER: 3 SO: 4 BB: 4 IBB: 0 HBP: 0 BLK: 0 WP: 0 HR: 1 S: 39 P: 55 ERA: 3.38 WHIP: 1.375	<b>PITCHER</b>																							
Al Downing, L ERA: 0.81 Pete Mikkelsen, R ERA: 6.75	(1, 1) (9, 1) (12, 1)																								

Los Angeles Dodgers @ New York Mets  
Shea Stadium, Flushing, NY  
Wed May 10 1972, 7:05 PM EDT  
Att: 20,766 - Unknown

AB 50  
R 4  
H 10  
RBI 4  
BB 5  
SO 9  
LOB 16



Batter	1	2	3	4	5	6	7	8	9	AB	R	H	RBI	BB	SO	LOB	TOP					
Billy Grabarkewitz, R (1.5)	0-0 6-3 BB		4-0 BB		0-3 K			0-3 K		3	0	0	0	1	2	1	<b>Los Angeles Dodgers @ New York Mets</b> Shea Stadium, Flushing, NY Thu May 11 1972, 3:33 AM EDT Att: 8,299 - Unknown <a href="http://livebaseballscorecards.com">livebaseballscorecards.com</a>					
Bill Buckner, L (1.9) OBP: 0.250, SLG: 0.216	0-0 CS 1B		0-0 G6-3 1-2			4-0 BB			0-0 1B 1B	3	1	2	0	1	0	1						
Willie Davis, L (1.8) OBP: 0.314, SLG: 0.455	0-0 F9 1-2							0-0 F9	0-0 1B 1B	4	0	2	0	0	0	2						
Willie Crawford, L (1.7) OBP: 0.333, SLG: 0.549		0-3 K	0-0 L3					0-0 G4-6-3 1-2	0-0 F8 1B 1B	4	0	0	0	0	1	4						
Wes Parker, S (1.3) OBP: 0.380, SLG: 0.319		4-0 1B BB		0-0 4-3				0-0 F8	0-0 L3 1B	3	0	1	1	1	0	0						
Duke Sims, L (1.2) OBP: 0.194, SLG: 0.267		0-0 1B 1-2		0-3 K				0-0 P6	0-0 L3 1-2 2-H	4	0	1	0	0	1	2						
Bill Russell, R (1.6) OBP: 0.513, SLG: 0.722		0-0 1-2 2-3 1B		0-0 5-3				0-0 5-3		3	0	1	0	0	0	0						
Bobby Valentine, R (1.4)		0-3 K			4-0 CS BB			0-0 6-3		2	0	0	0	1	1	3						
Bill Singer, R (1.1) OBP: 0.077, SLG: 0.077	0-0 5-3				0-0 B1-4			0-3 K		2	0	0	0	0	0	4						
Manny Mota, R (8, PH) OBP: 0.304, SLG: 0.415										1	0	0	0	0	1	0						
Hoyt Wilhelm, R (8.1)										0	0	0	0	0	0	0						
<b>Inning Stats</b>	R: 0 E: 0 K: 0 S: 3	H: 1 LOB: 0 BB: 0 P: 3	R: 0 E: 0 K: 2 S: 9	H: 2 LOB: 3 BB: 1 P: 13	R: 0 E: 0 K: 0 S: 3	H: 1 LOB: 1 BB: 1 P: 7	R: 0 E: 0 K: 1 S: 5	H: 0 LOB: 0 BB: 0 P: 5	R: 0 E: 0 K: 1 S: 4	H: 0 LOB: 1 BB: 1 P: 8	R: 0 E: 0 K: 0 S: 2	H: 0 LOB: 0 BB: 0 P: 6	R: 0 E: 0 K: 0 S: 3	H: 0 LOB: 0 BB: 0 P: 3	R: 0 E: 0 K: 2 S: 7	H: 0 LOB: 0 BB: 0 P: 7	R: 1 E: 0 K: 0 S: 5	H: 3 LOB: 1 BB: 0 P: 5	1B: 6 2B: 3 3B: 0 HR: 0	SF: 0 SAC: 0 DP: 4 HBP: 0	WP: 0 PB: 0 SB: 0 CS: 2	PA: 33
<b>PITCHER</b>	IP WLS BF H R ER SO BB IBB HBP BLK WP HR S P ERA WHIP																					
Tom Seaver, R (1.1) ERA: 1.93	8.0 W 29 5 1 1 6 4 0 0 0 0 0 0 0 0 1.12 1.125																					
Danny Frisella, R (9.1) ERA: 1.8	1.0 S 4 2 0 0 0 0 0 0 0 0 0 0 0 0 0.00 2.000																					

Batter	1	2	3	4	5	6	7	8	9	AB	R	H	RBI	BB	SO	LOB	BOTTOM					
Bud Harrelson, S (1.6) OBP: 0.326, SLG: 0.317	0-0 F2		0-0 1B		4-0 BB BB			0-0 4-3		3	0	1	0	1	0	0	<b>Los Angeles Dodgers @ New York Mets</b> Shea Stadium, Flushing, NY Thu May 11 1972, 3:33 AM EDT Att: 8,299 - Unknown <a href="http://livebaseballscorecards.com">livebaseballscorecards.com</a>					
Ken Boswell, L (1.4) OBP: 0.246, SLG: 0.200	0-0 F7		0-0 P6		4-0 BB 1-2 2-3			0-0 F5		3	0	0	0	1	0	2						
John Milner, L (1.7) OBP: 0.400, SLG: 0.357	0-3 K				0-0 G1-6-3 1B			0-0 F7	0-0 4-3	4	0	1	0	0	1	3						
Rusty Staub, L (1.9) OBP: 0.382, SLG: 0.397		0-0 4-3		0-0 G1-6-3 1-2	0-0 G3 1-2 2-3 3-H			4-0 BB		3	0	0	0	1	0	3						
Cleon Jones, R (1.8) OBP: 0.333, SLG: 0.395		0-0 4-3		0-0 1B				0-0 1-3	0-0 1-6-3	4	0	1	0	0	0	1						
Jim Fregosi, R (1.5) OBP: 0.325, SLG: 0.434		0-3 K		0-0 F3				0-0 F7		3	0	0	0	0	1	1						
Ed Kranepool, L (1.3) OBP: 0.300, SLG: 0.481			0-0 G3		0-0 HR			0-0 4-1		3	1	1	1	0	0	0						
Duffy Dyer, R (1.2) OBP: 0.429, SLG: 0.500			0-3 K		4-0 BB SH2-3 E BB			0-3 K		2	1	0	0	1	2	0						
Tom Seaver, R (1.1) OBP: 0.176, SLG: 0.235			0-0 1B 1B		0-0 SH2-3			0-3 K		2	0	1	0	0	1	0						
Danny Frisella, L (9.1) ERA: 5.79					1-2					0	0	0	0	0	0	0						
<b>Inning Stats</b>	R: 0 E: 0 K: 1 S: 5	H: 0 LOB: 0 BB: 0 P: 5	R: 0 E: 0 K: 1 S: 5	H: 0 LOB: 0 BB: 0 P: 5	R: 0 E: 0 K: 1 S: 7	H: 2 LOB: 2 BB: 0 P: 7	R: 0 E: 0 K: 0 S: 4	H: 2 LOB: 1 BB: 0 P: 4	R: 2 E: 1 K: 0 S: 4	H: 1 LOB: 2 BB: 3 P: 16	R: 0 E: 0 K: 0 S: 3	H: 0 LOB: 0 BB: 0 P: 3	R: 0 E: 0 K: 2 S: 7	H: 0 LOB: 0 BB: 0 P: 7	R: 0 E: 0 K: 0 S: 3	H: 0 LOB: 1 BB: 1 P: 7	R: 0 E: 0 K: 0 S: 5	H: 0 LOB: 1 BB: 0 P: 5	1B: 4 2B: 0 3B: 0 HR: 1	SF: 0 SAC: 1 DP: 1 HBP: 0	WP: 0 PB: 0 SB: 0 CS: 0	PA: 32
<b>PITCHER</b>	IP WLS BF H R ER SO BB IBB HBP BLK WP HR S P ERA WHIP																					
Bill Singer, R (1.1) ERA: 2.61	7.0 L 28 5 2 1 5 3 0 0 0 0 0 0 0 0 1.29 1.143																					
Hoyt Wilhelm, R (8.1) ERA: 5.79	1.0 4 0 0 0 0 1 0 0 0 0 0 0 0 3 0.00 1.000																					





Batter	1	2	3	4	5	6	7	8	9	AB	R	H	RBI	BB	SO	LOB	TOP								
Bill Russell, R OBP: 0.500, SLG: 0.707 (1, 6)	F9		K		6-3		2B		1B	5	0	2	2	0	1	1	<b>Los Angeles Dodgers @ New York Mets</b> Shea Stadium, Flushing, NY Thu May 11 1972, 7:05 PM EDT Att: 20,433 - Unknown  <a href="http://livebaseballscorecards.com">livebaseballscorecards.com</a>								
Bill Buckner, L OBP: 0.227, SLG: 0.195 Wes Parker, S OBP: 0.375, SLG: 0.314 (1, 3) (9, PH) (9, 3)	5-3		F9			1-3	P4		6-3	4	0	0	0	0	0	1									
Willie Davis, L OBP: 0.311, SLG: 0.476 (1, 8)	6-3			HR		P5		E3 FC4-2		4	1	1	1	0	0	0									
Frank Robinson, R OBP: 0.361, SLG: 0.397 (1, 9)		F3		K		P4		6-3		4	0	0	0	0	1	1									
Willie Crawford, L OBP: 0.361, SLG: 0.673 (1, 7)				HR				FC4-2		4	2	3	1	0	0	1									
Billy Grabarkewitz, R OBP: 0.158, SLG: 0.125 (1, 5)		2B	K		K		1B	K		4	1	1	1	0	3	2									
Chris Cannizzaro, R OBP: 0.412, SLG: 0.467 (1, 2)	L1				F9		2B			4	1	1	1	0	1	1									
Bobby Valentine, R OBP: 0.273, SLG: 0.111 (1, 4)						K																			
Tommy John, R OBP: 0.071, SLG: 0.071 Pete Richert, L OBP: 0.667, SLG: 0.667 (8, 1)	FC1-6																								
<b>Inning Stats</b>	R: 0 E: 0 K: 0 S: 3	H: 0 LOB: 0 BB: 0 P: 3	R: 0 E: 0 K: 1 S: 6	H: 1 LOB: 1 BB: 0 P: 6	R: 0 E: 0 K: 1 S: 6	H: 1 LOB: 1 BB: 0 P: 6	R: 2 E: 0 K: 2 S: 9	H: 2 LOB: 0 BB: 0 P: 9	R: 0 E: 0 K: 1 S: 5	H: 0 LOB: 0 BB: 0 P: 5	R: 0 E: 0 K: 0 S: 3	H: 0 LOB: 0 BB: 0 P: 3	R: 4 E: 0 K: 0 S: 6	H: 4 LOB: 0 BB: 0 P: 7	R: 0 E: 1 K: 1 S: 6	H: 0 LOB: 1 BB: 0 P: 6	R: 0 E: 0 K: 1 S: 7	H: 2 LOB: 2 BB: 0 P: 7	1B: 4 2B: 3 3B: 1 HR: 2	SF: 0 SAC: 1 DP: 0 HBP: 1	WP: 0 PB: 0 SB: 1 CS: 0	PA: 38			
<b>PITCHER</b>	IP	WLS	BF	H	R	ER	SO	BB	IBB	HBP	BLK	WP	HR	S	P	ERA	WHIP								
Jim McAndrew, R ERA: 5.56 (1, 1)	6.0	L	26	7	6	6	5	0	0	1	0	0	2	35	36	9.00	1.167								
Chuck Taylor, R ERA: 4.91 (7, 1)	1.0		3	1	0	0	0	0	0	0	0	0	0	3	3	0.00	1.000								
Jerry Koosman, L ERA: 9.35 (8, 1)	2.0		9	2	0	0	2	0	0	0	0	0	0	13	13	0.00	1.000								

Batter	1	2	3	4	5	6	7	8	9	AB	R	H	RBI	BB	SO	LOB	BOTTOM								
Bud Harrelson, S OBP: 0.309, SLG: 0.299 (1, 6)	F9		6-3			5-3	1-3		P6	5	0	0	0	0	0	3	<b>Los Angeles Dodgers @ New York Mets</b> Shea Stadium, Flushing, NY Thu May 11 1972, 7:05 PM EDT Att: 20,433 - Unknown  <a href="http://livebaseballscorecards.com">livebaseballscorecards.com</a>								
Ted Martinez, R OBP: 0.314, SLG: 0.457 (1, 4)				1-3		FC6-4 1B		E6 2B	6-3	5	1	2	0	0	0	1									
Tommie Agee, R OBP: 0.367, SLG: 0.494 (1, 8)			K		G3-6 1B	FC6-4		4-3 1B 2B	6-3	5	1	2	1	0	1	3									
Rusty Staub, L OBP: 0.366, SLG: 0.378 (1, 9)	G3			G3-6		4-1		4-3		4	0	0	0	0	0	4									
Cleon Jones, R OBP: 0.353, SLG: 0.413 (1, 7)			1-3		G6-4-3 1B		FC1-6 1B SF8	FC6-4 1B		4	1	3	1	0	0	0									
Jim Fregosi, R OBP: 0.337, SLG: 0.438 (1, 5)		5-3			G6-4-3 1B		FC1-6 1B	FC6-4 1B PB		4	1	2	0	0	0	1									
Jim Beauchamp, R OBP: 0.154, SLG: 0.154 (1, 3)		1-3			G6-4-3		FC1-6 E	FC6-4 1B		4	0	1	1	0	0	4									
Jerry Grote, R OBP: 0.342, SLG: 0.371 (1, 2)			6-3				SF8	FC6-4		2	0	0	1	1	0	1									
Jim McAndrew, R Chuck Taylor, R Don Hahn, R Jerry Koosman, R Duffy Dyer, R (1, 1) (7, 1) (7, PH) (8, 1) (9, PH)				G3			E6			2	0	0	0	0	0	0									
<b>Inning Stats</b>	R: 0 E: 0 K: 1 S: 6	H: 1 LOB: 1 BB: 0 P: 6	R: 0 E: 0 K: 0 S: 3	H: 0 LOB: 0 BB: 0 P: 3	R: 0 E: 0 K: 0 S: 3	H: 0 LOB: 0 BB: 0 P: 3	R: 0 E: 0 K: 0 S: 3	H: 1 LOB: 0 BB: 0 P: 3	R: 0 E: 0 K: 0 S: 4	H: 2 LOB: 2 BB: 1 P: 8	R: 0 E: 0 K: 0 S: 4	H: 1 LOB: 1 BB: 0 P: 4	R: 1 E: 1 K: 0 S: 6	H: 2 LOB: 2 BB: 0 P: 6	R: 3 E: 1 K: 0 S: 7	H: 3 LOB: 1 BB: 0 P: 7	R: 0 E: 0 K: 0 S: 4	H: 1 LOB: 1 BB: 0 P: 4	1B: 8 2B: 2 3B: 1 HR: 0	SF: 1 SAC: 0 DP: 2 HBP: 0	WP: 0 PB: 1 SB: 0 CS: 0	PA: 39			
<b>PITCHER</b>	IP	WLS	BF	H	R	ER	SO	BB	IBB	HBP	BLK	WP	HR	S	P	ERA	WHIP								
Tommy John, L ERA: 2.02 Pete Richert, L ERA: 4.26 (1, 1) (8, 1)	7.2	W	34	10	4	2	1	0	0	0	0	0	0	35	39	2.35	1.304								
	1.1	S	5	1	0	0	0	0	0	0	0	0	0	5	5	0.00	0.750								



Batter	1	2	3	4	5	6	7	8	9	AB	R	H	RBI	BB	SO	LOB	TOP								
Chris Speier, R (1, 6) OBP: 0.353, SLG: 0.466	4-0 BB G6-4-3		0-0 6-3			0-0 HR	0-0 2B		0-0 6-3	4	1	2	1	1	0	2									
Tito Fuentes, S (1, 4) OBP: 0.289, SLG: 0.364	0-3 K			0-3 K		0-0 1B	0-0 1B			4	0	1	0	0	2	3									
Bobby Bonds, R (1, 9) OBP: 0.345, SLG: 0.515	0-0 G6-4-3			4-0 F8 1B BB		0-0 1B	1-2 1B		4-0 WP BB	2	0	1	0	2	0	1									
Dave Kingman, R (1, 3) OBP: 0.303, SLG: 0.534		0-0 F8 PO 2B		0-0 F8 1B		0-0 1B	1-3 2H 1B		0-0 5-3	4	0	3	0	0	0	1									
Ken Henderson, S (1, 8) OBP: 0.294, SLG: 0.330		0-0 F8		0-0 F8		0-0 F8	4-0 G6-3 IBB		4-0 G6-3 IBB	2	0	0	0	2	0	3									
Al Gallacher, R (1, 5) OBP: 0.368, SLG: 0.327		0-3 K		0-0 F9		0-0 G6-3			0-0 G6-3	4	0	0	0	0	1	8									
Jerry Johnson, R (8, 1)										0	0	0	0	0	0	0									
Garry Maddox, R (1, 7) OBP: 0.286, SLG: 0.327		4-0 BB				0-0 P6			0-0 L6	3	0	0	0	1	0	0									
Dave Rader, L (1, 2) OBP: 0.250, SLG: 0.362		0-0 PO		0-3 K		0-0 G3			0-0 P6	4	0	0	0	0	1	0									
Jimmy Rosario, S (9, PR)										0	0	0	0	0	0	0									
Fran Healy, R (9, 2) OBP: 0.196, SLG: 0.156		3-H							0-0 SH1-4	0	0	0	0	0	0	0									
Steve Stone, R (1, 1)				0-3 K		0-3 K			0-0 SH1-4	2	0	0	0	1	2	0									
Chris Arnold, R (8, 5) OBP: 0.419, SLG: 0.333									1-2 BB	0	0	0	0	0	0	0									
<b>Inning Stats</b>	R: 0 E: 0 K: 1 S: 4	H: 0 LOB: 0 BB: 1 P: 8	R: 0 E: 0 K: 1 S: 5	H: 1 LOB: 1 BB: 1 P: 9	R: 0 E: 0 K: 2 S: 7	H: 0 LOB: 0 BB: 0 P: 7	R: 0 E: 0 K: 1 S: 6	H: 1 LOB: 2 BB: 1 P: 10	R: 0 E: 0 K: 1 S: 5	H: 0 LOB: 0 BB: 0 P: 5	R: 1 E: 0 K: 0 S: 5	H: 4 LOB: 2 BB: 1 P: 9	R: 0 E: 0 K: 0 S: 4	H: 1 LOB: 2 BB: 1 P: 8	R: 0 E: 0 K: 0 S: 2	H: 0 LOB: 1 BB: 2 P: 10	R: 0 E: 1 K: 0 S: 4	H: 0 LOB: 2 BB: 0 P: 4	1B: 4 2B: 2 3B: 0 HR: 1	SF: 0 SAC: 1 DP: 3 HBP: 0	WP: 1 PB: 0 SB: 0 CS: 0	PA: 38			
<b>PITCHER</b>	IP	WLS	BF	H	R	ER	SO	BB	IBB	HBP	BLK	WP	HR	S	P	ERA	WHIP								
Gary Gentry, R (1, 1) ERA: 2.54	7.0		30	7	1	1	6	5	1	0	0	0	1	36	60	1.29	1.714								
Chuck Taylor, R (8, 1) ERA: 4.5	1.0		3	0	0	0	0	0	1	0	0	1	0	2	6	0.00	0.000								
Danny Frisella, R (9, 1) ERA: 1.5	1.0	W	4	0	0	0	0	0	0	0	0	0	0	4	4	0.00	0.000								

San Francisco Giants @ New York Mets  
Shea Stadium, Flushing, NY  
Fri May 12 1972, 7:05 PM EDT  
Att: 44,271 - Unknown

AB	29
R	1
H	7
RBI	1
BB	7
SO	6
LOB	18



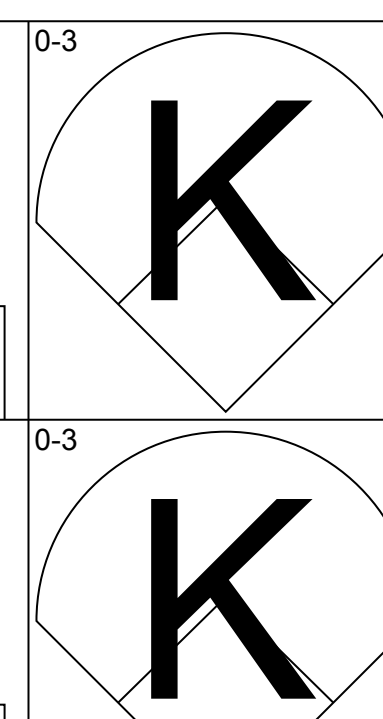
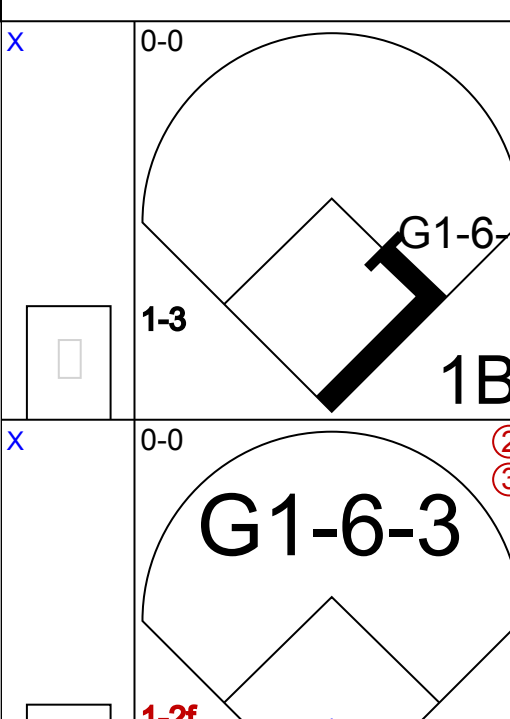
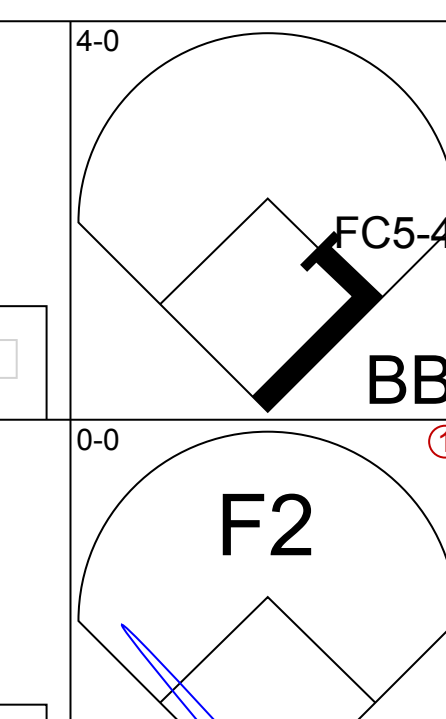
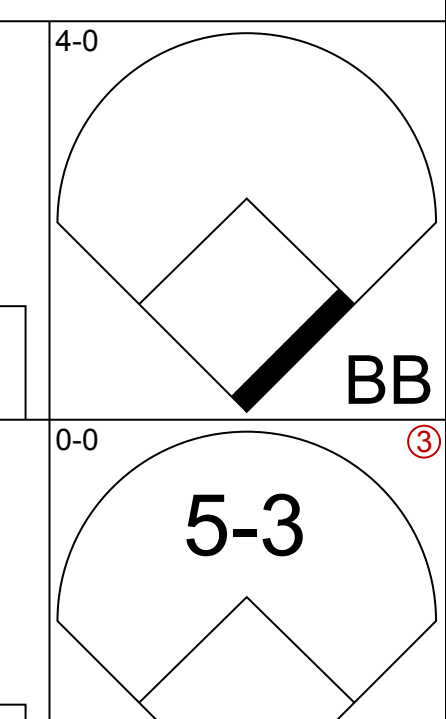
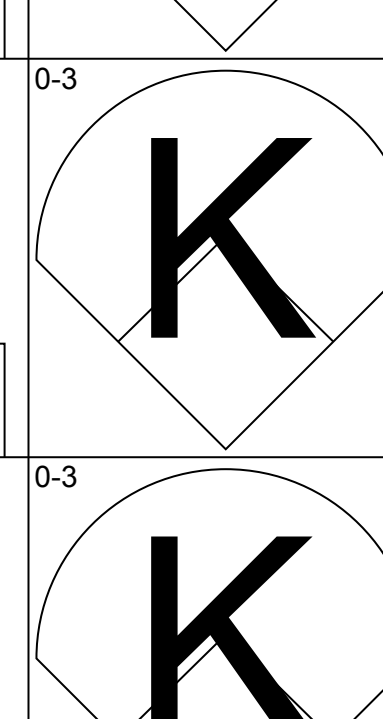
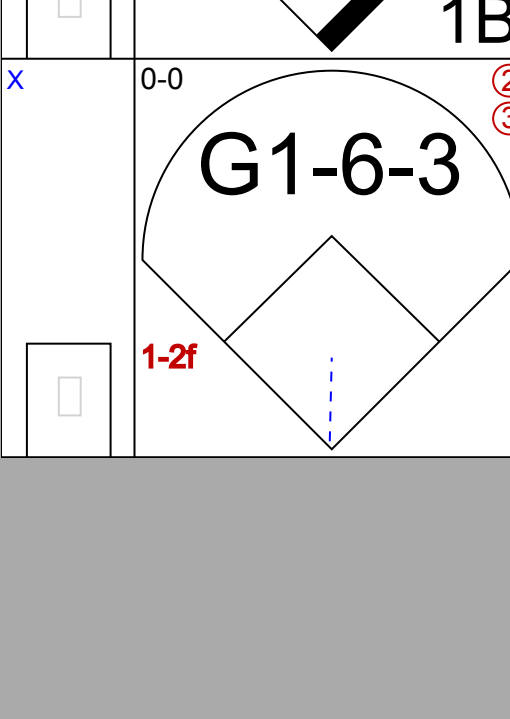
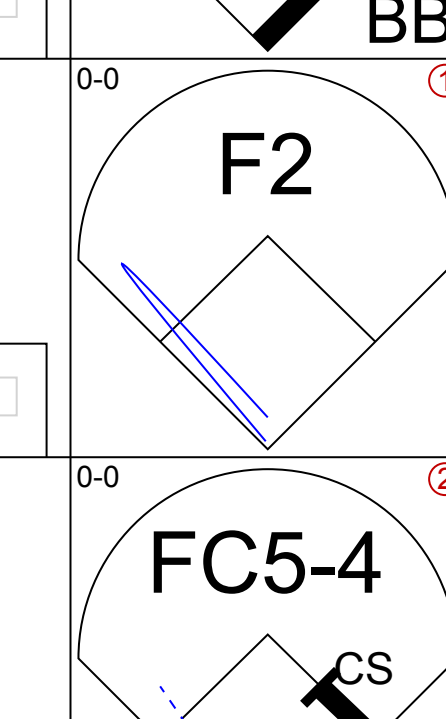
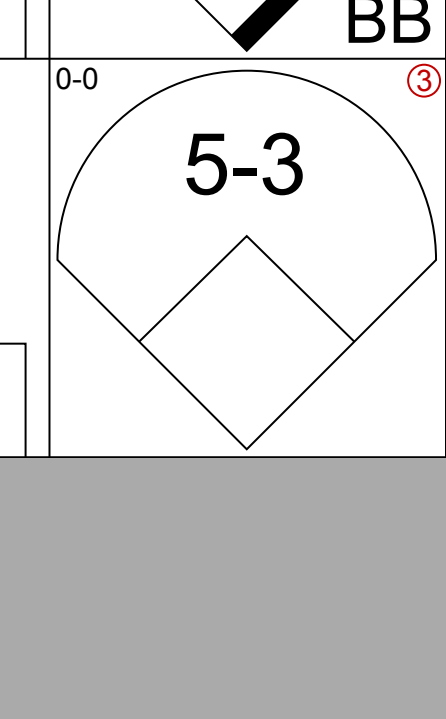
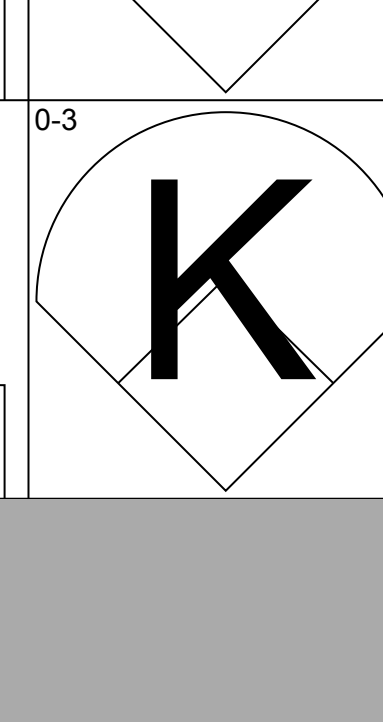
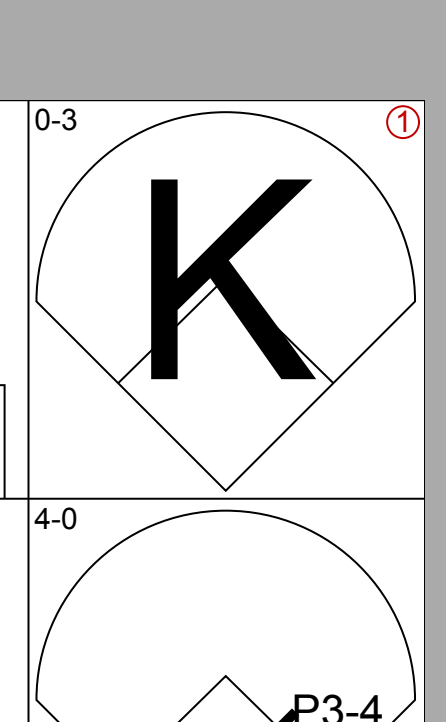
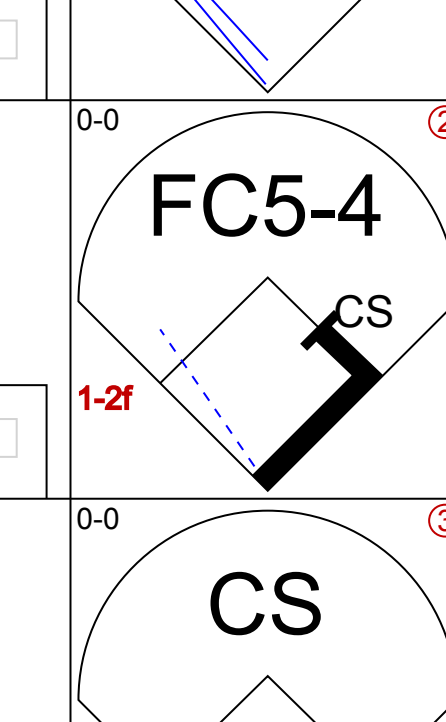
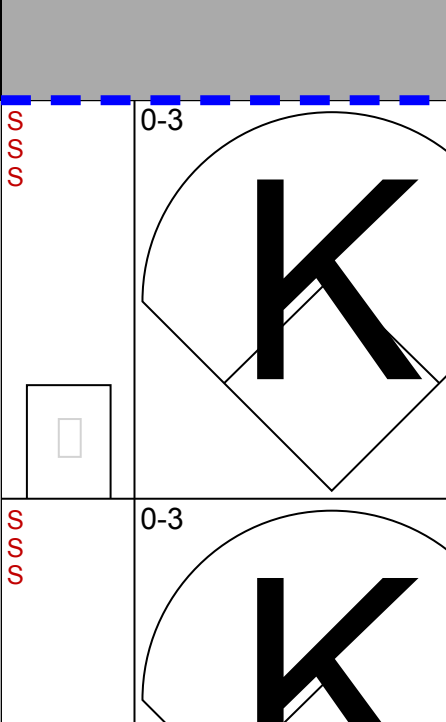
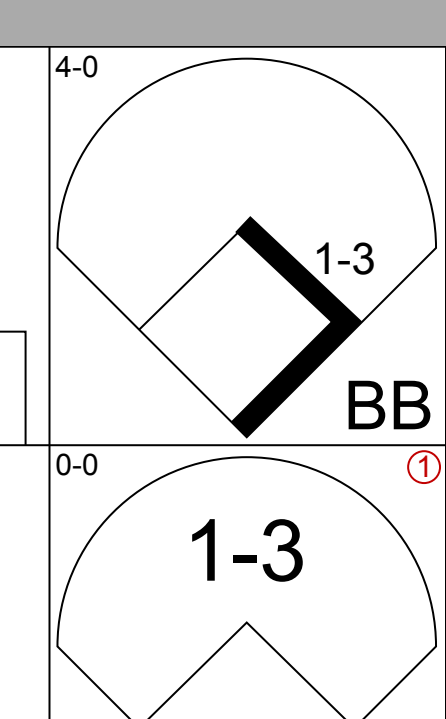
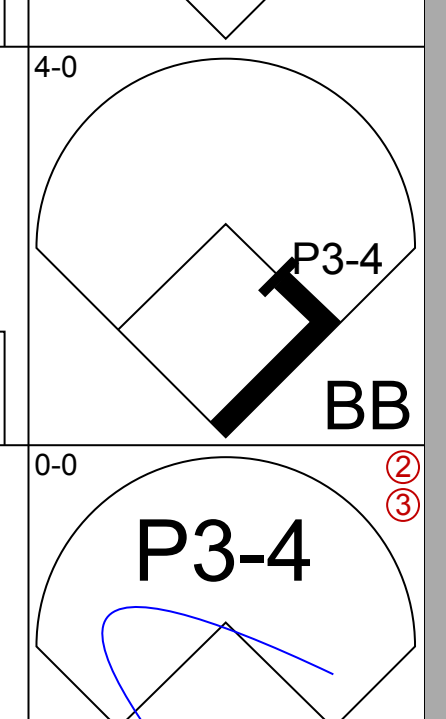
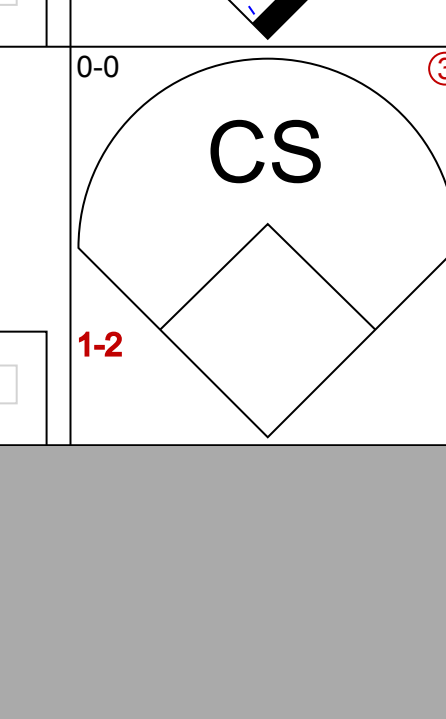
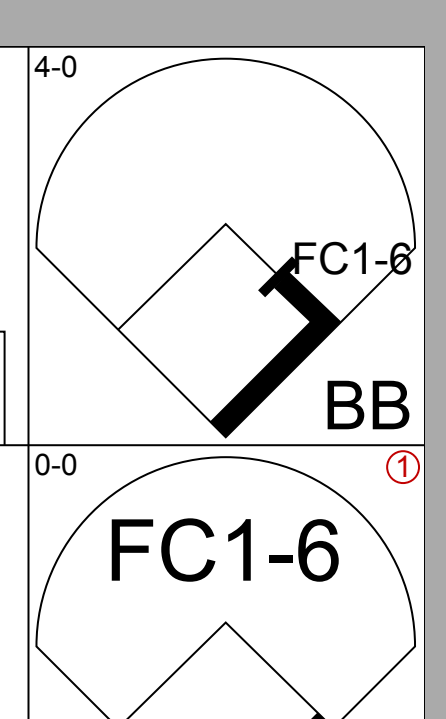
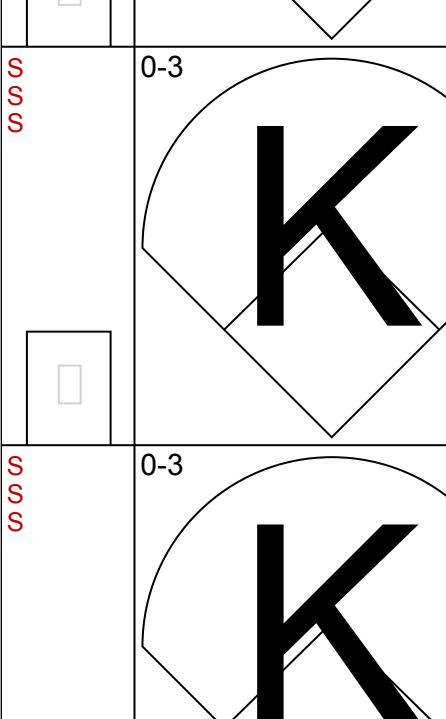
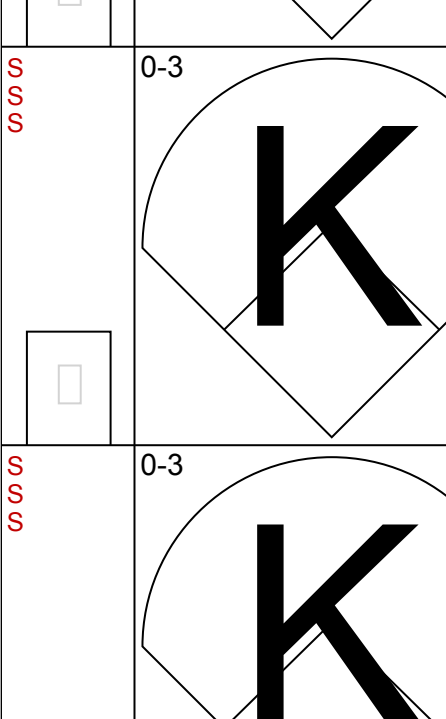
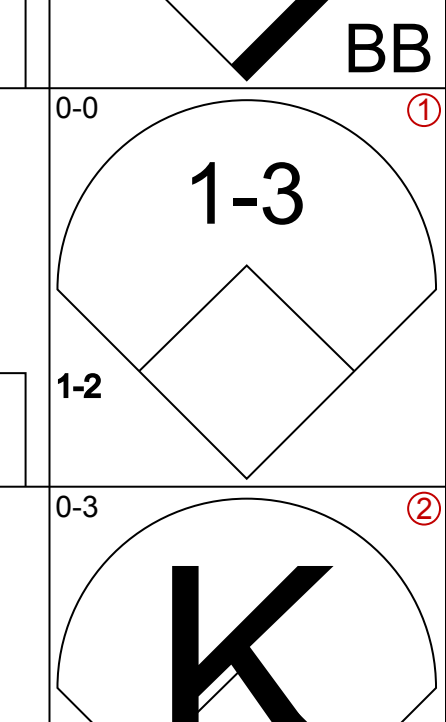
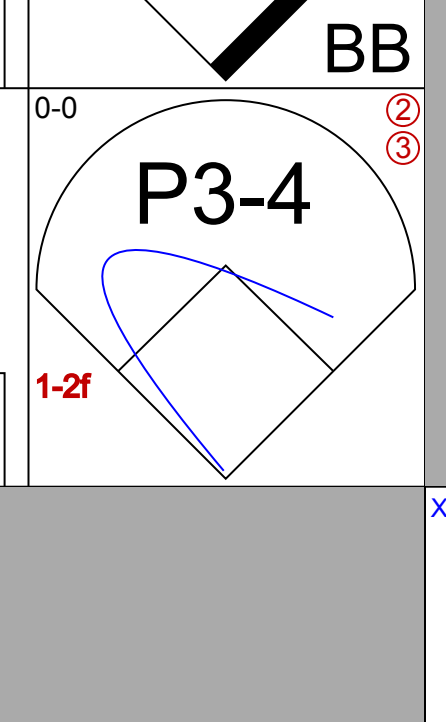
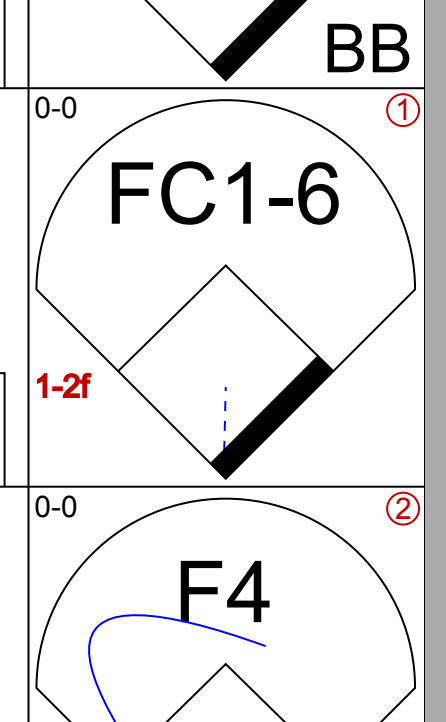
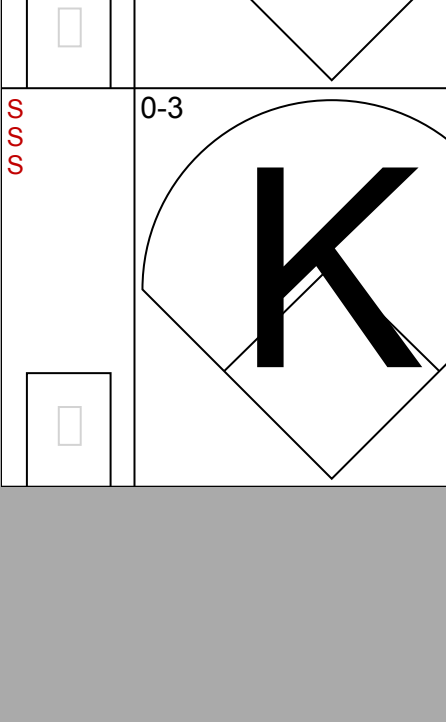
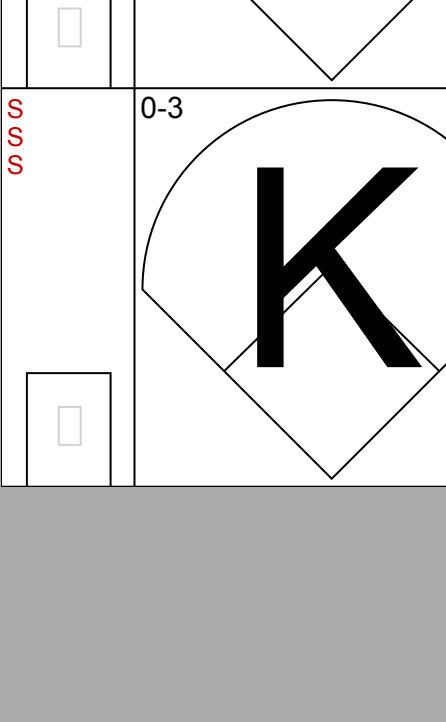
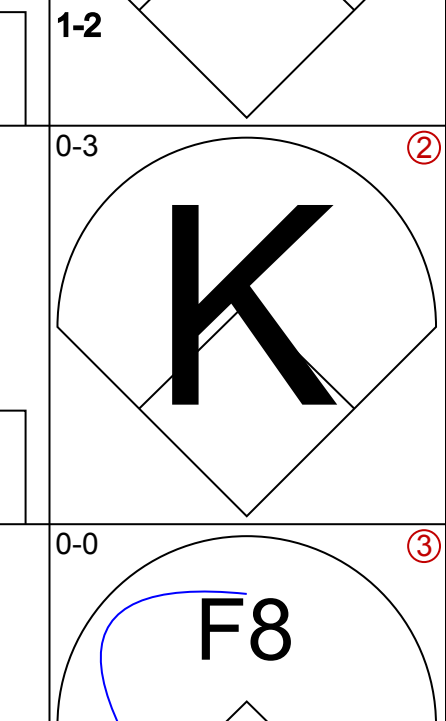
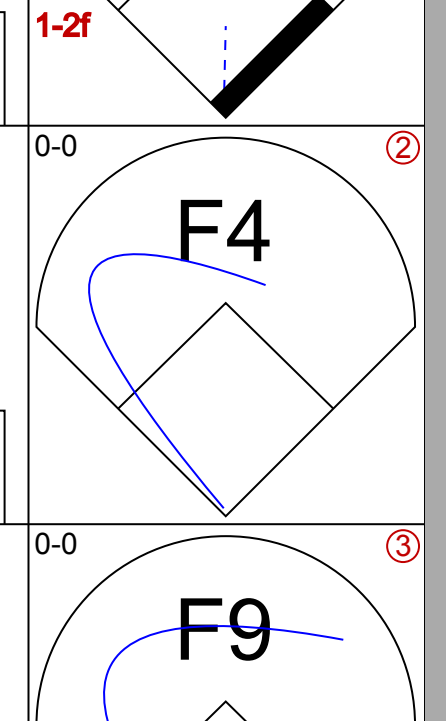
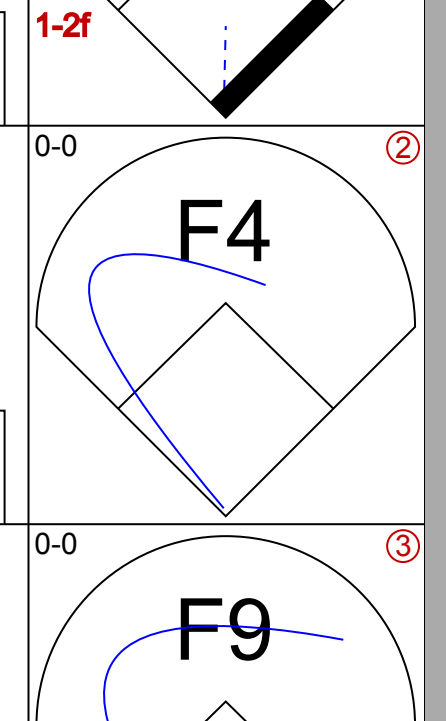
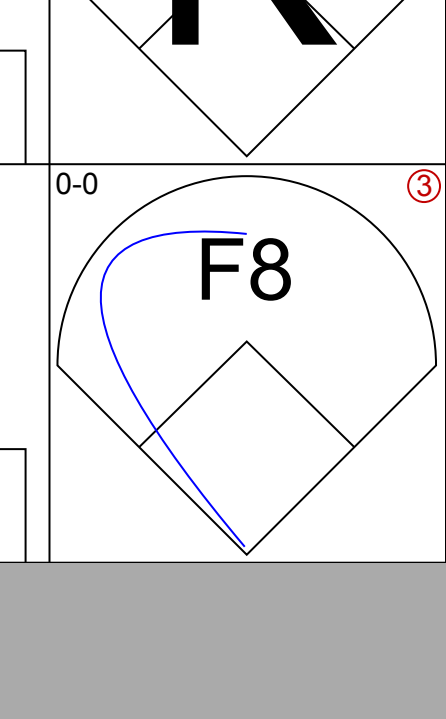
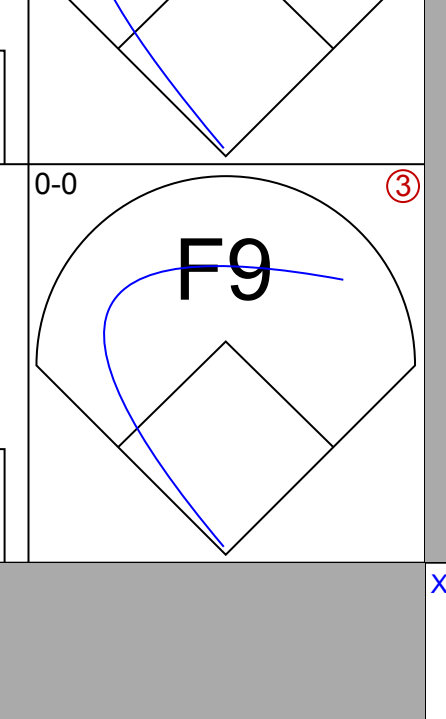
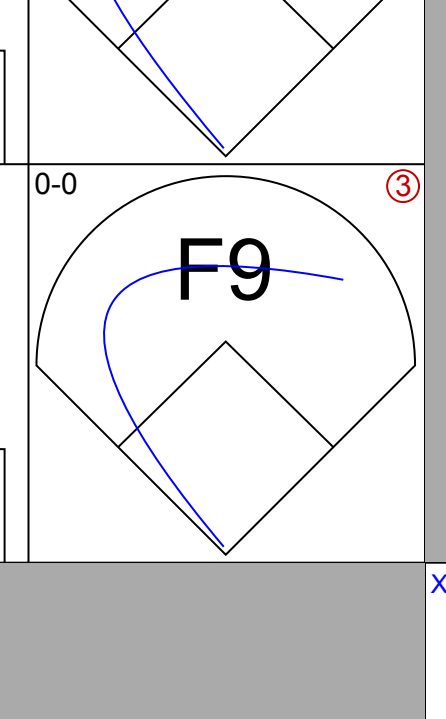
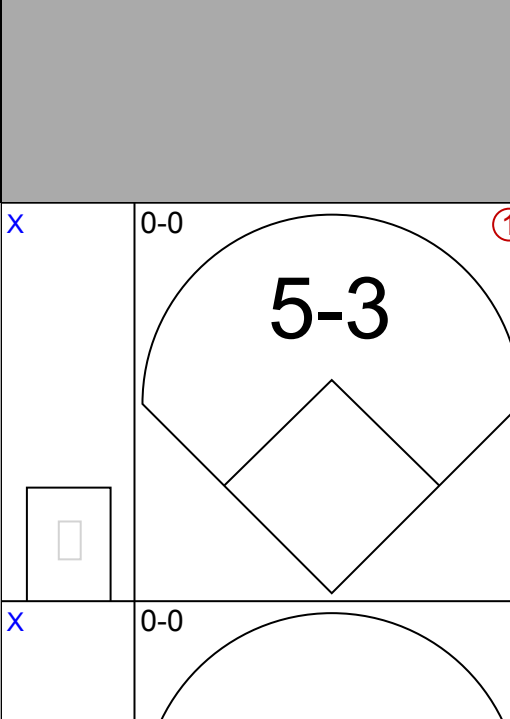
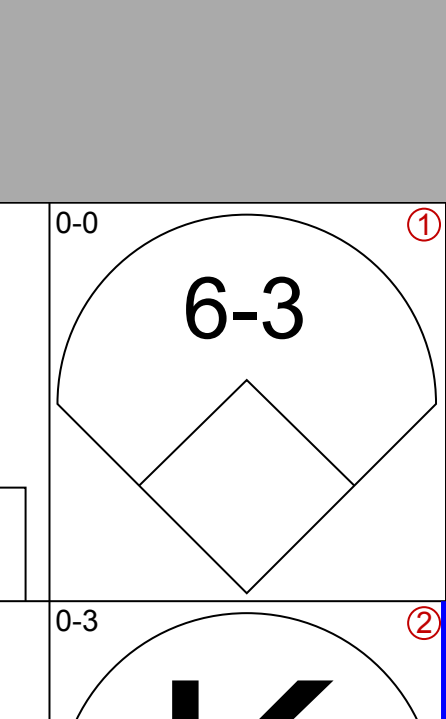
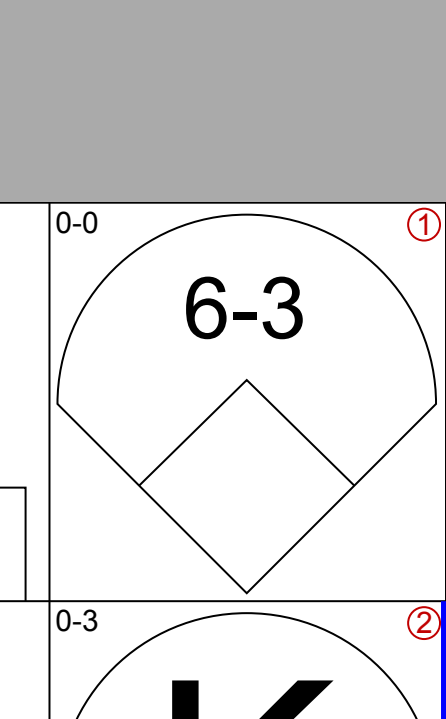
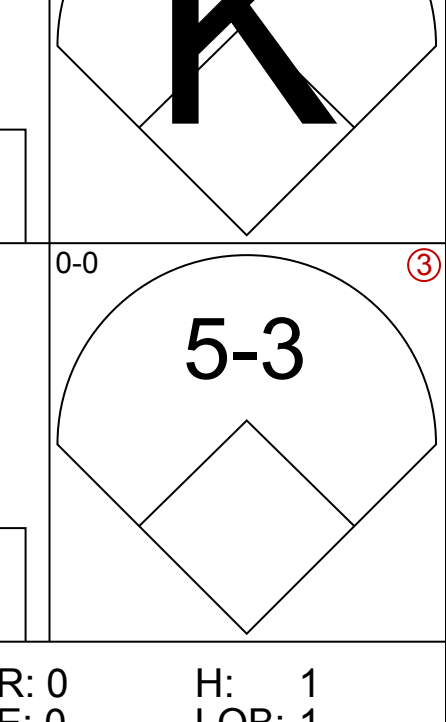
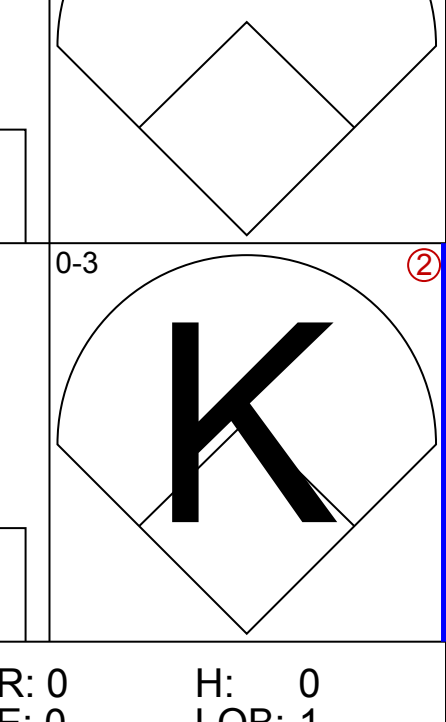
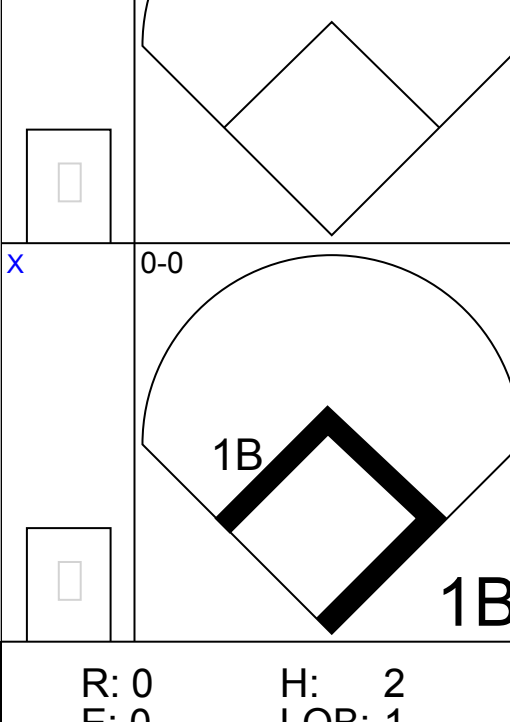
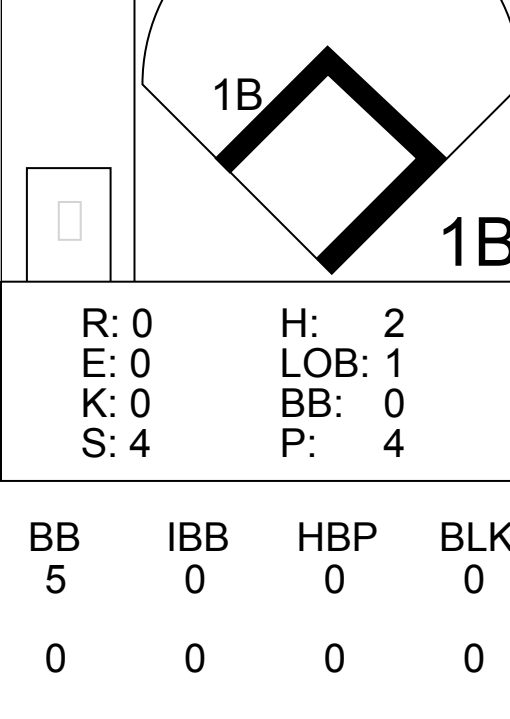
Batter	1	2	3	4	5	6	7	8	9	AB	R	H	RBI	BB	SO	LOB	BOTTOM								
Bud Harrelson, S (1, 6) OBP: 0.307, SLG: 0.297	0-3 K		0-0 3-1 1B			0-0 4-3			0-0 B2-3	4	0	1	0	0	1	1									
Ken Boswell, L (1, 4) OBP: 0.282, SLG: 0.237	0-0 1B		0-0 3-1			0-0 F9			0-0 2B	4	0	2	1	0	0	2									
Tommie Agee, R (1, 8) OBP: 0.362, SLG: 0.482	0-0 1B		0-0 F8			0-0 5-3			0-0 F9	4	0	1	0	0	0	3									
Rusty Staub, L (1, 9) OBP: 0.351, SLG: 0.360	0-0 L3			0-0 L3					0-0 1-3	4	0	0	0	0	0	2									
Cleon Jones, R (1, 7) OBP: 0.360, SLG: 0.410		0-3 K		0-3 K		0-0 1B			4-0 1B BB	3	1	1	0	1	2	0									
Jim Fregosi, R (1, 5) OBP: 0.344, SLG: 0.434		4-0 BB		0-0 1-3		0-0 K			0-0 1B IBB	3	0	1	0	1	1	1									
Ed Kranepool, L (1, 3) OBP: 0.297, SLG: 0.456		0-0 G4-6-3				0-0 F9			4-0 1B IBB	3	0	0	0	1	0	2									
Jerry Grote, R (1, 2) OBP: 0.351, SLG: 0.379			0-0 3-1 1B			0-0 F7			0-0 B3	4	0	2	1	0	0	0									
Gary Gentry, R (1, 1) OBP: 0.083, SLG: 0.083			0-3 K			0-0 6-3			4-0 1B	2	0	0	0	0	1	1									
Chuck Taylor, R (8, 1)										0	0	0	0	0	0	0									
John Milner, L (8, PH) OBP: 0.438, SLG: 0.357										0	1	0	0	1	0	0									
Danny Frisella, L (9, 1)									4-0 B2-3 2B BB	0	0	0	0	0	0	0									
<b>Inning Stats</b>	R: 0 E: 0 K: 1 S: 6	H: 2 LOB: 1 BB: 0 P: 6	R: 0 E: 0 K: 1 S: 4	H: 0 LOB: 0 BB: 1 P: 8	R: 0 E: 0 K: 1 S: 7	H: 2 LOB: 0 BB: 0 P: 7	R: 0 E: 0 K: 1 S: 5	H: 0 LOB: 0 BB: 0 P: 5	R: 0 E: 0 K: 0 S: 3	H: 0 LOB: 0 BB: 0 P: 3	R: 0 E: 0 K: 0 S: 3	H: 0 LOB: 0 BB: 0 P: 3	R: 0 E: 0 K: 1 S: 6	H: 1 LOB: 1 BB: 0 P: 6	R: 1 E: 0 K: 0 S: 4	H: 1 LOB: 1 BB: 1 P: 8	R: 1 E: 0 K: 0 S: 3	H: 2 LOB: 3 BB: 2 P: 11	1B: 7 2B: 2 3B: 0 HR: 0	SF: 0 SAC: 0 DP: 2 HBP: 0	WP: 0 PB: 0 SB: 0 CS: 0	PA: 35			
<b>PITCHER</b>	IP	WLS	BF	H	R	ER	SO	BB	IBB	HBP	BLK	WP	HR	S	P	ERA	WHIP								
Steve Stone, R (1, 1) ERA: 2.28	7.2		29	6	1	1	5	2	0	0	0	0	0	37	45	1.17	1.043								
Jerry Johnson, R (8, 1) ERA: 12.66	0.2	L	6	2	1	1	0	1	1	0	0	0	0	4	12	13.50	4.500								

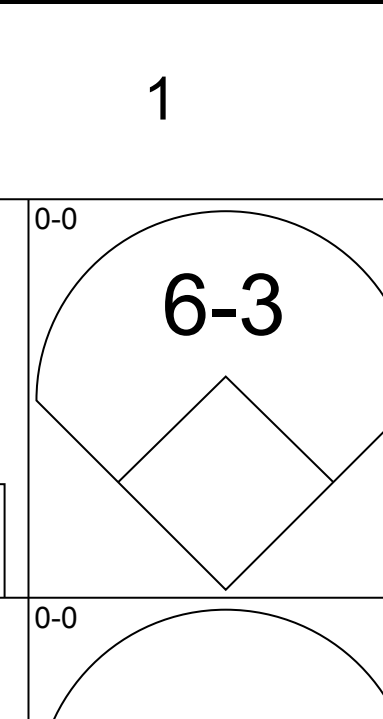
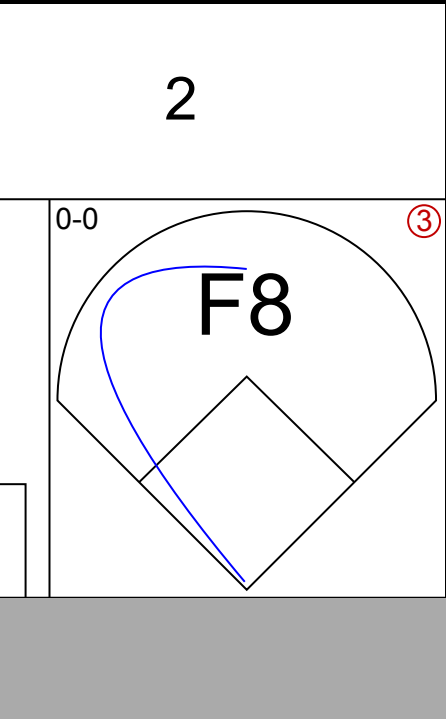
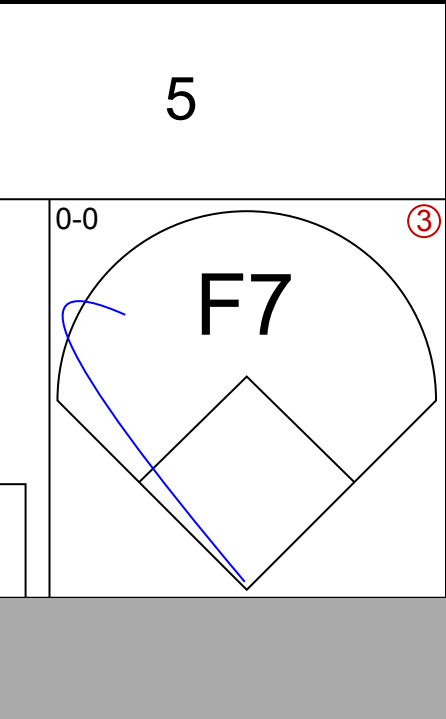
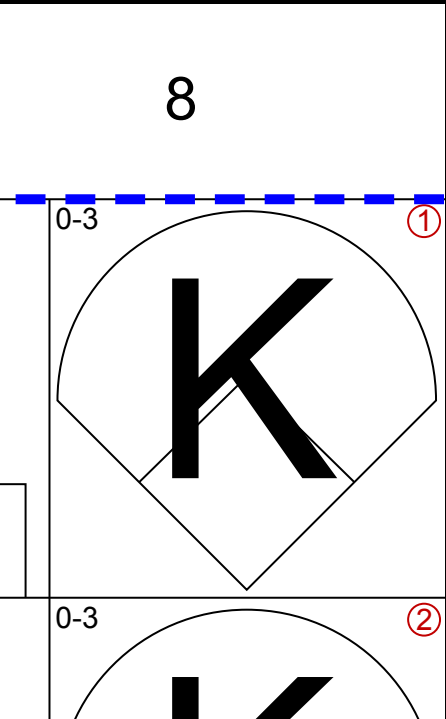
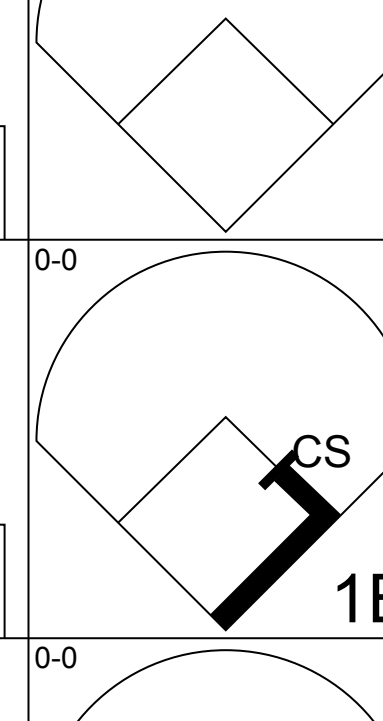
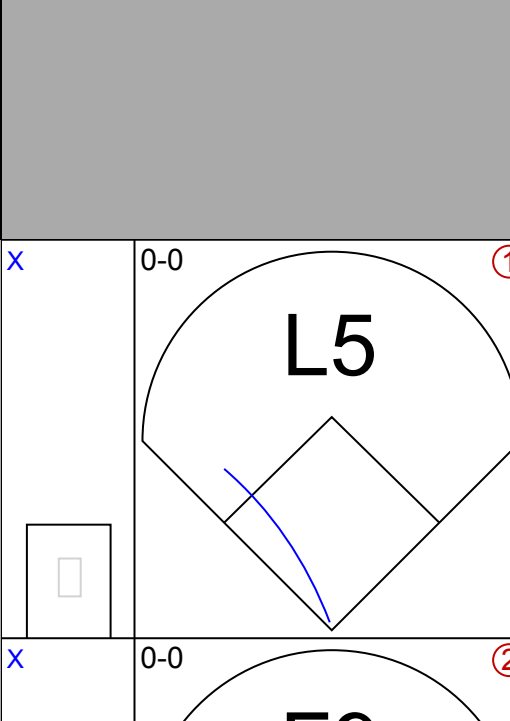
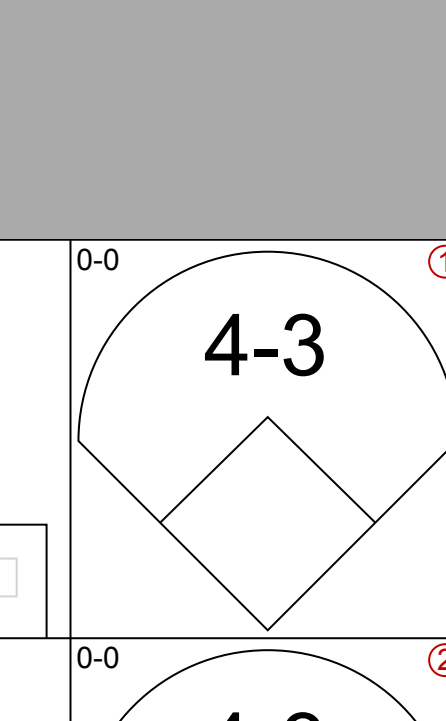
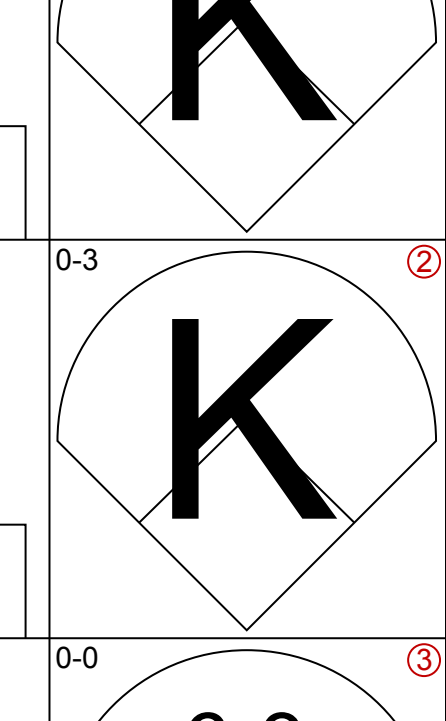
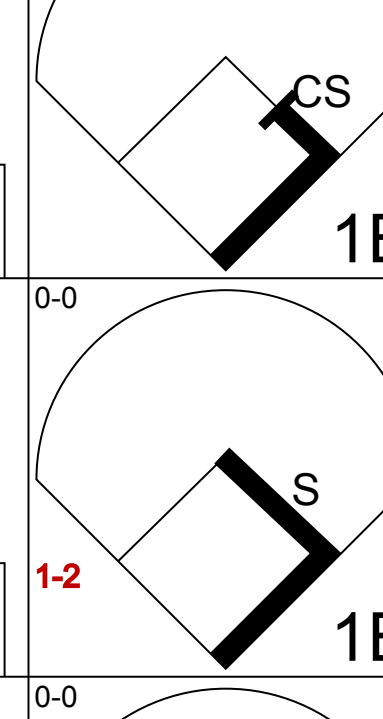
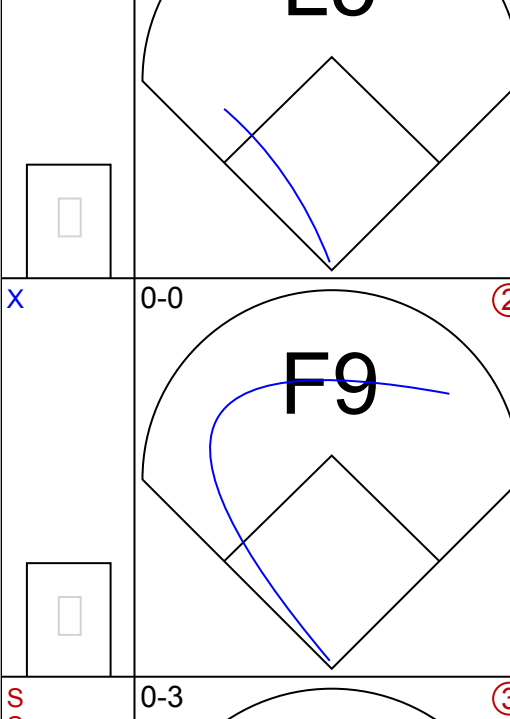
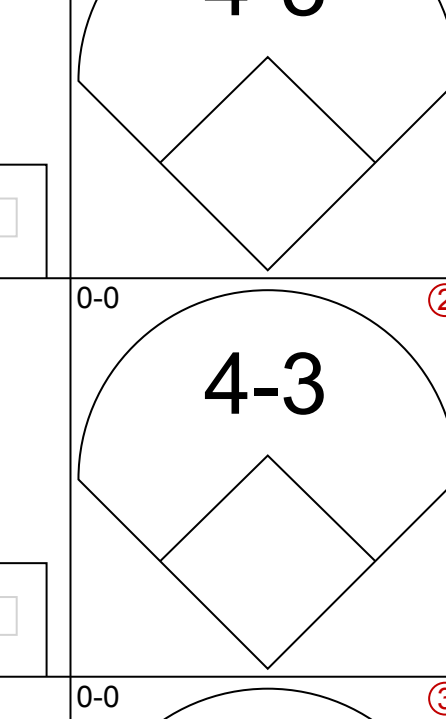
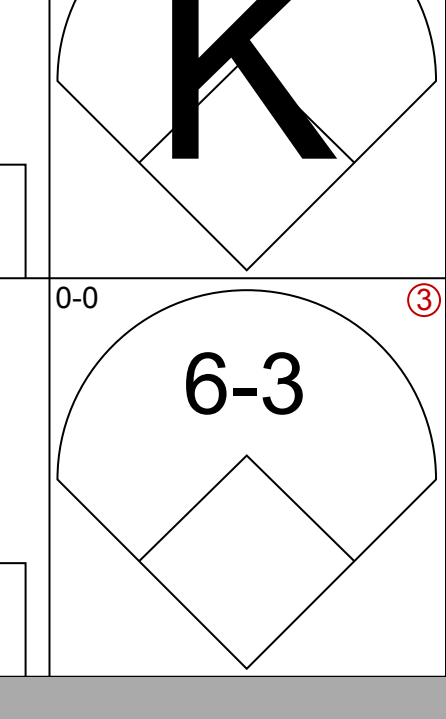
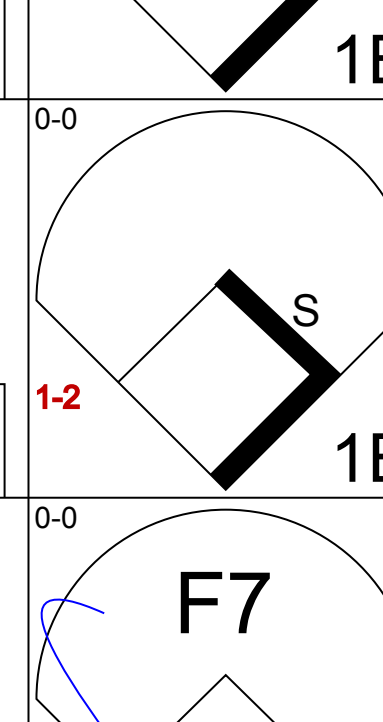
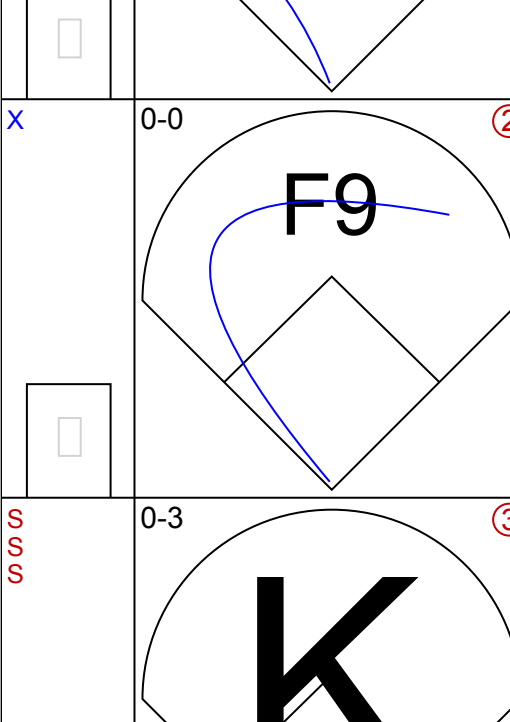
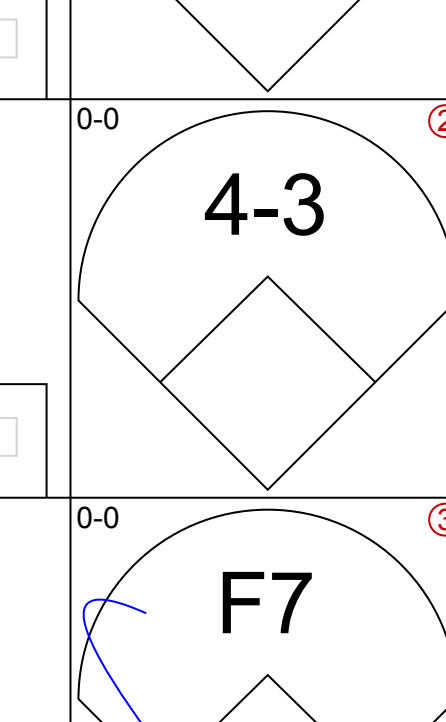
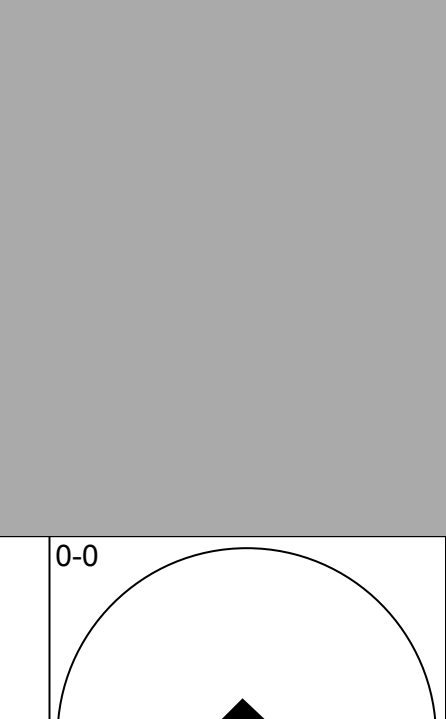
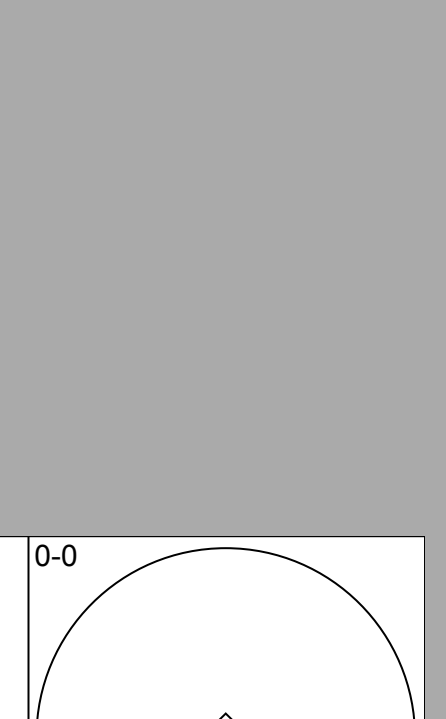



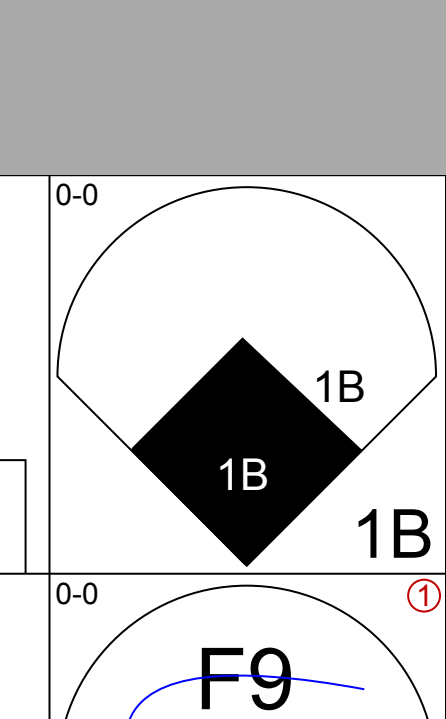
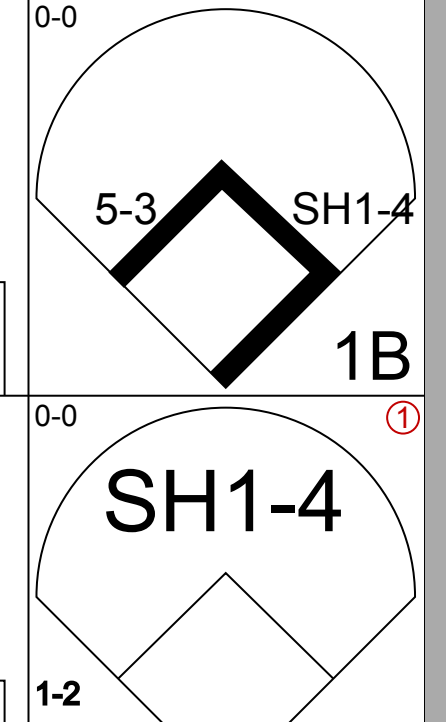
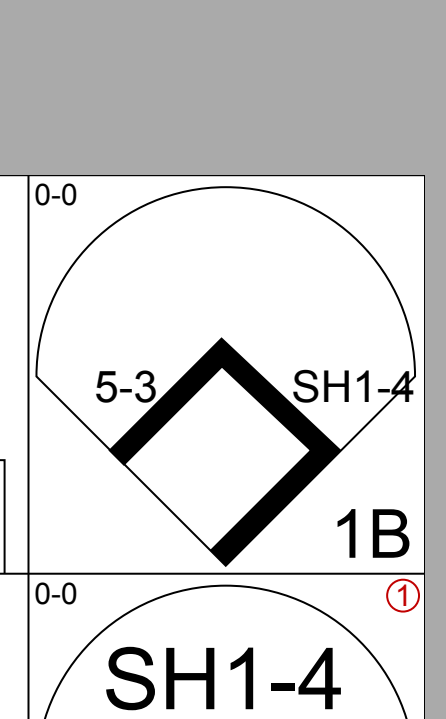

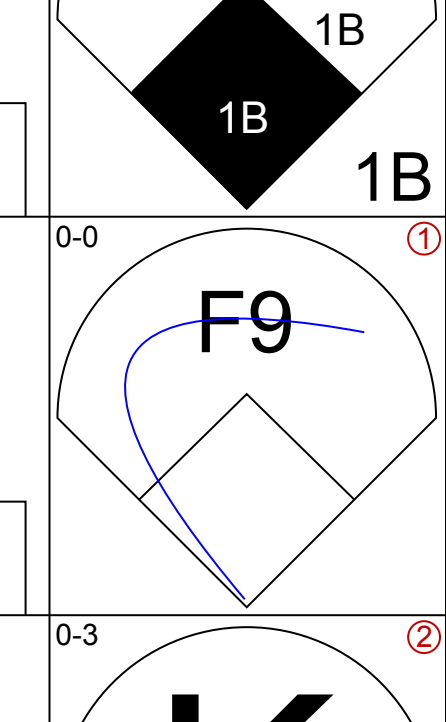
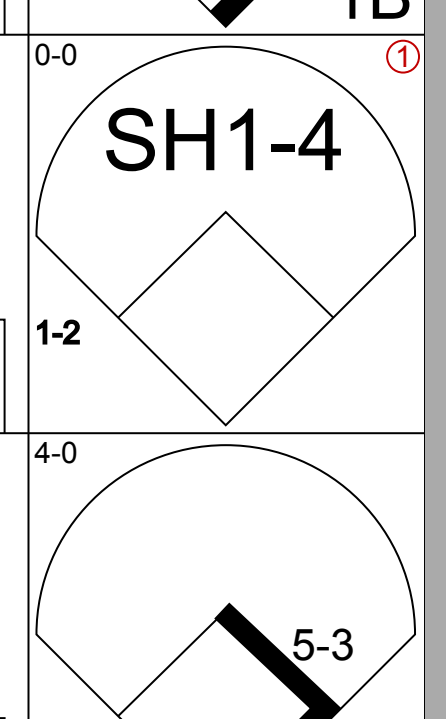
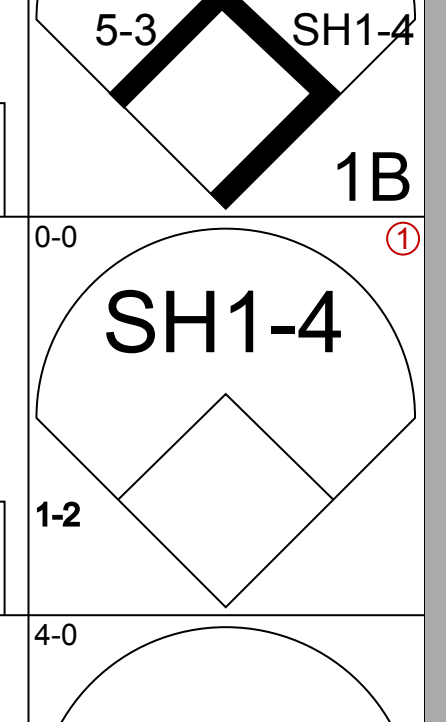

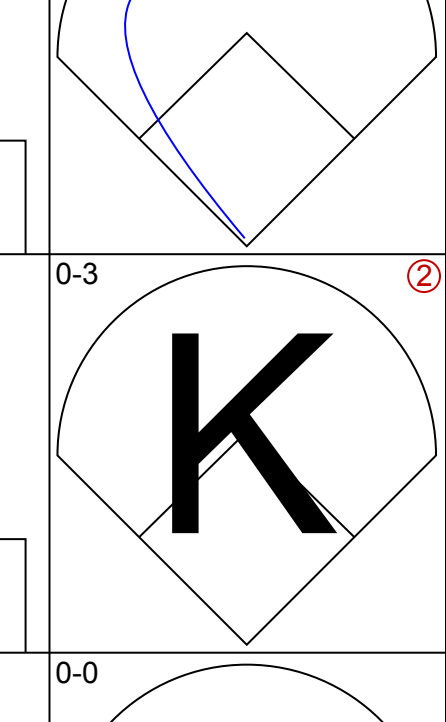
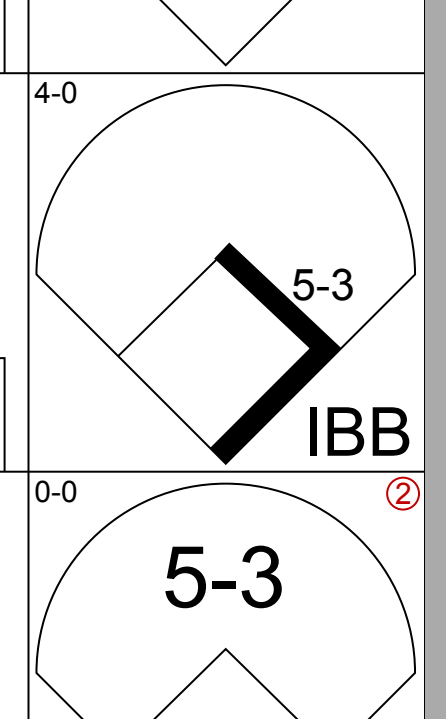
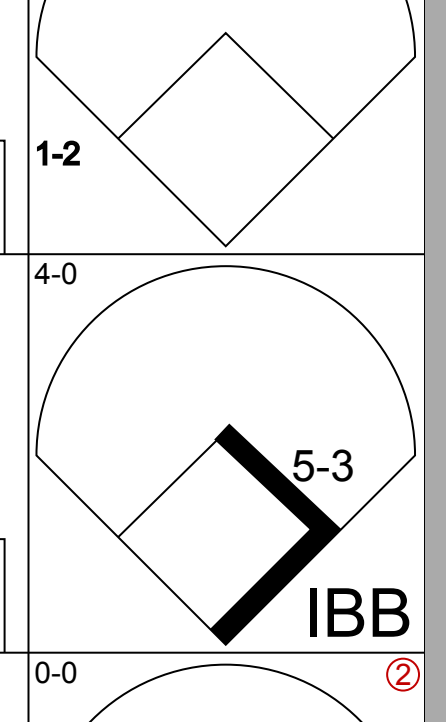
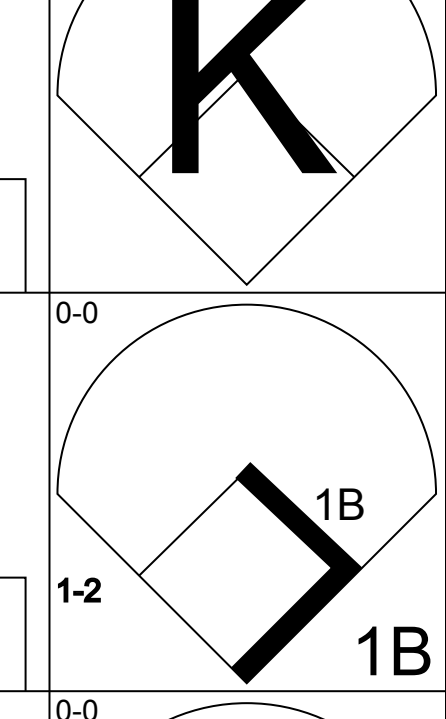
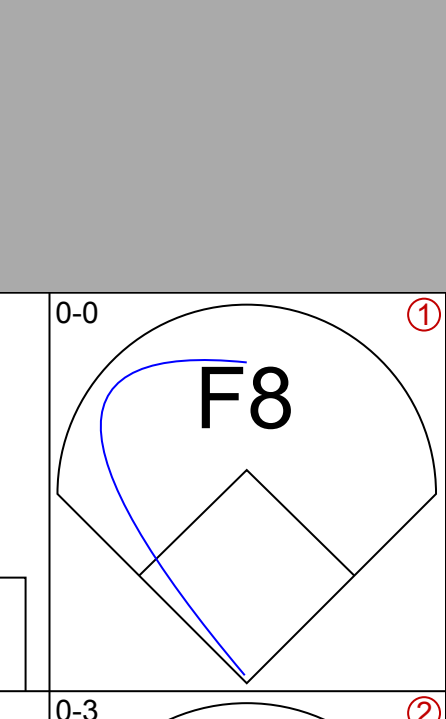
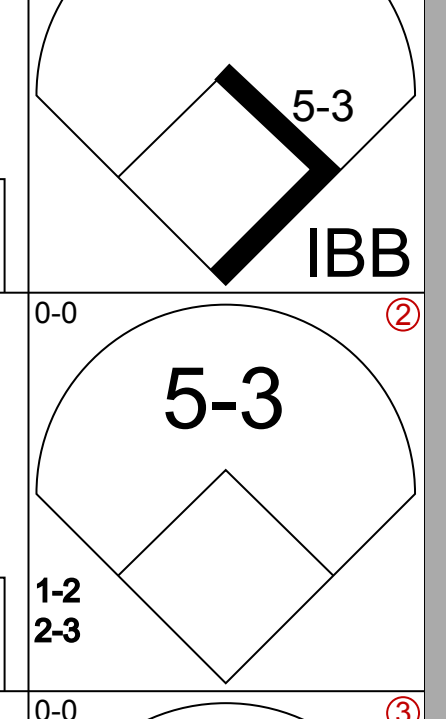
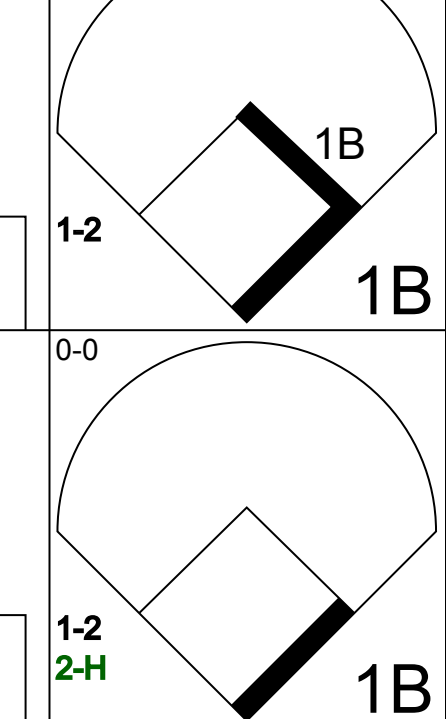
San Francisco Giants @ New York Mets  
Shea Stadium, Flushing, NY  
Fri May 12 1972, 7:05 PM EDT  
Att: 44,271 - Unknown

AB	31
R	2
H	8
RBI	2
BB	4
SO	5
LOB	12





Batter	1	2	3	4	5	6	7	8	9	AB	R	H	RBI	BB	SO	LOB	TOP					
<b>Chris Speier, R</b> OBP: 0.367, SLG: 0.467 (1, 6)										2	0	1	0	2	1	0	<b>San Francisco Giants @ New York Mets</b> Shea Stadium, Flushing, NY Sat May 13 1972, 3:33 AM EDT Att: 35,780 - Unknown <a href="http://livebaseballscorecards.com">livebaseballscorecards.com</a>					
<b>Tito Fuentes, S</b> OBP: 0.280, SLG: 0.351 (1, 4)										4	0	0	0	0	1	4						
<b>Bobby Bonds, R</b> OBP: 0.333, SLG: 0.495 (1, 9)										4	0	0	0	0	3	1						
<b>Dave Kingman, R</b> OBP: 0.319, SLG: 0.529 (1, 3)										1	0	0	0	3	1	0						
<b>Ken Henderson, S</b> OBP: 0.283, SLG: 0.315 (1, 8)										4	0	0	0	0	1	3						
<b>Jim Ray Hart, R</b> (1, 5)										3	0	0	0	0	1	2						
<b>Garry Maddox, R</b> OBP: 0.288, SLG: 0.345 (1, 7)										3	0	1	0	0	0	2						
<b>Dave Rader, L</b> OBP: 0.235, SLG: 0.340 (1, 2)										3	0	0	0	0	1	1						
<b>Juan Marichal, R</b> OBP: 0.222, SLG: 0.333 (8, PH)										2	0	1	0	0	0	1						
<b>Jim Howarth, L</b> OBP: 0.545, SLG: 0.308 (8, PH)										1	0	0	0	0	1	0						
<b>Jim Barr, R</b> (8, 1)										0	0	0	0	0	0	0						
<b>Inning Stats</b>	R: 0 E: 0 K: 3 S: 9	H: 0 LOB: 0 BB: 0 P: 9	R: 0 E: 0 K: 1 S: 5	H: 0 LOB: 1 BB: 1 P: 9	R: 0 E: 0 K: 0 S: 4	H: 2 LOB: 1 BB: 0 P: 4	R: 0 E: 0 K: 1 S: 4	H: 0 LOB: 0 BB: 1 P: 8	R: 0 E: 0 K: 1 S: 6	H: 1 LOB: 1 BB: 0 P: 6	R: 0 E: 0 K: 0 S: 2	H: 0 LOB: 0 BB: 1 P: 6	R: 0 E: 0 K: 0 S: 3	H: 0 LOB: 1 BB: 1 P: 7	R: 0 E: 0 K: 1 S: 5	H: 0 LOB: 1 BB: 1 P: 9	R: 0 E: 0 K: 3 S: 9	H: 0 LOB: 0 BB: 0 P: 9	1B: 2 2B: 2 3B: 0 HR: 0	SF: 0 SAC: 0 DP: 2 HBP: 0	WP: 0 PB: 0 SB: 0 CS: 1	PA: 33
<b>PITCHER</b>	IP	WLS	BF	H	R	ER	SO	BB	IBB	HBP	BLK	WP	HR	S	P	ERA	WHIP					
<b>Buzz Capra, R</b> ERA: 3.75 (1, 1)	8.0	W	29	3	0	0	7	5	0	0	0	0	0	38	58	0.00	1.000					
<b>Tug McGraw, L</b> ERA: 0.41 (9, 1)	1.0	S	3	0	0	0	3	0	0	0	0	0	0	9	9	0.00	0.000					

Batter	1	2	3	4	5	6	7	8	9	AB	R	H	RBI	BB	SO	LOB	BOTTOM				
<b>Bud Harrelson, S</b> OBP: 0.295, SLG: 0.284 (1, 6)										4	0	0	0	0	1	2	<b>San Francisco Giants @ New York Mets</b> Shea Stadium, Flushing, NY Sat May 13 1972, 3:33 AM EDT Att: 35,780 - Unknown <a href="http://livebaseballscorecards.com">livebaseballscorecards.com</a>				
<b>Ted Martinez, R</b> OBP: 0.308, SLG: 0.436 (1, 5)										4	0	1	0	0	1	0					
<b>Tommie Agee, R</b> OBP: 0.357, SLG: 0.471 (1, 8)										4	0	1	0	0	0	0					
<b>Rusty Staub, L</b> OBP: 0.340, SLG: 0.348 (1, 9)										3	0	0	0	0	1	1					
<b>Cleon Jones, R</b> OBP: 0.380, SLG: 0.430 (1, 7)										3	1	3	0	0	0	0					
<b>Ken Boswell, L</b> OBP: 0.254, SLG: 0.230 (1, 4)										2	0	0	0	0	0	2					
<b>Ed Kranepool, L</b> OBP: 0.299, SLG: 0.441 (1, 3)										2	0	0	0	1	2	2					
<b>Duffy Dyer, R</b> OBP: 0.455, SLG: 0.600 (1, 2)										3	0	1	0	0	0	2					
<b>Buzz Capra, R</b> OBP: 0.333, SLG: 0.200 (1, 1)										3	0	1	1	0	1	2					
<b>Tug McGraw, R</b> OBP: 0.200, SLG: 0.200 (9, 1)										0	0	0	0	0	0	0					
<b>Inning Stats</b>	R: 0 E: 0 K: 0 S: 4	H: 2 LOB: 1 BB: 0 P: 4	R: 1 E: 0 K: 1 S: 8	H: 3 LOB: 2 BB: 0 P: 8	R: 0 E: 0 K: 1 S: 5	H: 0 LOB: 0 BB: 0 P: 5	R: 0 E: 0 K: 1 S: 5	H: 0 LOB: 0 BB: 0 P: 5	R: 0 E: 0 K: 0 S: 3	H: 0 LOB: 0 BB: 1 P: 3	R: 0 E: 0 K: 0 S: 4	H: 1 LOB: 2 BB: 1 P: 8	R: 0 E: 0 K: 2 S: 7	H: 0 LOB: 0 BB: 0 P: 7	R: 0 E: 0 K: 7 S: 9	H: 0 LOB: 0 BB: 0 P: 9	1B: 7 2B: 0 3B: 0 HR: 0	SF: 0 SAC: 1 DP: 0 HBP: 0	WP: 0 PB: 0 SB: 1 CS: 2	PA: 30	
<b>PITCHER</b>	IP	WLS	BF	H	R	ER	SO	BB	IBB	HBP	BLK	WP	HR	S	P	ERA	WHIP				
<b>Juan Marichal, R</b> ERA: 2.98 (1, 1)	7.0	L	27	7	1	1	4	0	0	0	0	0	0	34	38	1.29	1.000				
<b>Jim Barr, R</b> ERA: 2.61 (8, 1)	1.0		3	0	0	0	2	0	0	0	0	0	0	7	7	0.00	0.000				



Batter	1	2	3	4	5	6	7	8	9	AB	R	H	RBI	BB	SO	LOB	TOP			
<b>Chris Speier, R</b> OBP: 0.360, SLG: 0.464 (1, 6)	F9		5-3		HR		4-3		6-3	5	1	1	1	0	0	0	<b>San Francisco Giants @ New York Mets</b> Shea Stadium, Flushing, NY Sun May 14 1972, 3:33 AM EDT Att: 35,505 - Unknown  <b>AB 36</b> <b>R 4</b> <b>H 9</b> <b>RBI 4</b> <b>BB 3</b> <b>SO 4</b> <b>LOB 14</b>			
<b>Tito Fuentes, S</b> OBP: 0.305, SLG: 0.415 (1, 4)				FC6-4	HR					4	1	4	2	1	0	0				
<b>Bobby Bonds, R</b> OBP: 0.320, SLG: 0.473 (1, 9)	6-3		FC6-4				F4		K	5	0	0	0	0	2	4				
<b>Dave Kingman, R</b> OBP: 0.308, SLG: 0.509 (1, 3)	F3		FC5-4		F8		F8			4	0	0	0	0	0	3				
<b>Ken Henderson, S</b> OBP: 0.273, SLG: 0.302 (1, 8)		F6		F2	F7			F6		4	0	0	0	0	0	0				
<b>Jim Ray Hart, R</b> OBP: 0.286, SLG: 0.286 (1, 5)		BB		F2		FC5-4		5-3		4	0	2	0	0	0	0				
<b>Garry Maddox, R</b> OBP: 0.286, SLG: 0.356 (1, 7)	F9			F9		FC5-4				4	0	1	0	0	0	2				
<b>Fran Healy, R</b> OBP: 0.222, SLG: 0.152 (8, PH)							P4			1	1	0	0	0	2	0				
<b>Dave Rader, L</b> OBP: 0.231, SLG: 0.333 (8, 2)					3B			6-3		1	0	0	0	0	0	1				
<b>Sam McDowell, L</b> OBP: 0.222, SLG: 0.176 (5, PH)										1	0	0	0	0	1	2				
<b>Bernie Williams, R</b> OBP: 0.406, SLG: 0.750 (5, 1)										1	1	1	1	0	0	0				
<b>Don Carithers, R</b> OBP: 0.311, SLG: 0.511 (5, 1)										0	0	0	0	0	0	0				
<b>Jim Howarth, R</b> OBP: 0.221, SLG: 0.286 (5, 1)										1	0	0	0	0	1	1				
<b>Jim Barr, R</b> OBP: 0.302, SLG: 0.320 (5, 1)										0	0	0	0	0	0	0				
<b>Al Gallagher, R</b> OBP: 0.302, SLG: 0.320 (5, PH)										1	0	0	0	0	0	0				
<b>Inning Stats</b>	R: 0 E: 0 K: 0 S: 4	H: 1 LOB: 1 BB: 0 P: 4	R: 0 E: 0 K: 1 S: 6	H: 1 LOB: 2 BB: 1 P: 10	R: 0 E: 0 K: 0 S: 4	H: 1 LOB: 1 BB: 0 P: 4	R: 0 E: 0 K: 0 S: 3	H: 0 LOB: 0 BB: 0 P: 3	R: 4 E: 0 K: 1 S: 8	H: 3 LOB: 0 BB: 1 P: 12	R: 0 E: 0 K: 1 S: 6	H: 1 LOB: 1 BB: 0 P: 6	R: 0 E: 0 K: 0 S: 4	H: 1 LOB: 1 BB: 0 P: 4	R: 0 E: 0 K: 0 S: 4	H: 1 LOB: 1 BB: 1 P: 9	1B: 3 2B: 4 3B: 1 HR: 1	SF: 0 SAC: 0 DP: 0 HBP: 0	WP: 0 PB: 0 SB: 0 CS: 0	PA: 39
<b>PITCHER</b>	IP WLS BF H R ER SO BB IBB HBP BLK WP HR S P ERA WHIP																			
<b>Ray Sadecki, L</b> ERA: 7.56 (1, 1)	5.0 W 23 6 4 4 2 2 0 0 0 0 1 25 33 7.20 1.600																			
<b>Jim McAndrew, R</b> ERA: 4.11 (6, 1)	4.0 S 16 3 0 0 2 1 0 0 0 0 0 0 19 23 0.00 1.000																			


Batter	1	2	3	4	5	6	7	8	9	AB	R	H	RBI	BB	SO	LOB	BOTTOM	
<b>Willie Mays, R</b> OBP: 0.414, SLG: 0.294 (1, 3)	HR	K			HR		CS			2	2	1	1	2	1	0	<b>San Francisco Giants @ New York Mets</b> Shea Stadium, Flushing, NY Sun May 14 1972, 3:33 AM EDT Att: 35,505 - Unknown  <b>AB 25</b> <b>R 5</b> <b>H 4</b> <b>RBI 5</b> <b>BB 7</b> <b>SO 13</b> <b>LOB 7</b>	
<b>Bud Harrelson, S</b> OBP: 0.294, SLG: 0.276 (1, 6)	HR		F4		K		F9			3	1	0	0	1	1	1		
<b>Tommie Agee, R</b> OBP: 0.363, SLG: 0.461 (1, 8)	HR		K		S			K		2	1	0	0	2	2	0		
<b>Rusty Staub, L</b> OBP: 0.346, SLG: 0.380 (1, 9)	HR		1-3		G4-6-3			K		3	1	1	4	1	1	0		
<b>Cleon Jones, R</b> OBP: 0.365, SLG: 0.411 (1, 7)	K			5-3	G4-6-3			K		4	0	0	0	0	2	2		
<b>Jim Fregosi, R</b> OBP: 0.344, SLG: 0.442 (1, 5)	K				2B			K		3	0	1	0	0	2	0		
<b>Ted Martinez, R</b> OBP: 0.310, SLG: 0.429 (1, 4)	K				K		G4-6-3	1B		3	0	1	0	0	2	1		
<b>Jerry Grote, R</b> OBP: 0.350, SLG: 0.368 (1, 2)		F9			IBB		G4-6-3			2	0	0	0	1	0	1		
<b>Ray Sadecki, L</b> ERA: 3.13 (1, 1)										2	0	0	0	0	1	2		
<b>Jim McAndrew, R</b> ERA: 5.73 (6, 1)		4-3			K			K		1	0	0	0	0	1	0		
<b>Inning Stats</b>	R: 4 E: 0 K: 3 S: 10	H: 1 LOB: 0 BB: 3 P: 22	R: 0 E: 0 K: 1 S: 5	H: 0 LOB: 0 BB: 0 P: 5	R: 0 E: 0 K: 2 S: 8	H: 1 LOB: 2 BB: 1 P: 12	R: 1 E: 0 K: 1 S: 5	H: 1 LOB: 1 BB: 2 P: 13	R: 0 E: 0 K: 1 S: 5	H: 1 LOB: 0 BB: 0 P: 5	R: 0 E: 0 K: 1 S: 4	H: 0 LOB: 1 BB: 1 P: 8	R: 0 E: 0 K: 3 S: 9	H: 0 LOB: 0 BB: 0 P: 9	1B: 1 2B: 1 3B: 0 HR: 2	SF: 0 SAC: 0 DP: 2 HBP: 0	WP: 0 PB: 0 SB: 1 CS: 1	PA: 32
<b>PITCHER</b>	IP WLS BF H R ER SO BB IBB HBP BLK WP HR S P ERA WHIP																	
<b>Sam McDowell, L</b> ERA: 3.13 (1, 1)	4.0 L 5 1 1 1 1 1 1 0 0 0 0 1 5 13 9.00 2.000																	
<b>Don Carithers, R</b> ERA: 5.73 (5, 1)	1.0 L 5 1 1 1 1 1 1 0 0 0 0 1 5 13 9.00 2.000																	
<b>Jim Barr, R</b> ERA: 2.28 (6, 1)	3.0 9 1 0 0 5 1 0 0 0 0 0 0 18 22 0.00 0.667																	



Batter	1	2	3	4	5	6	7	8	9	AB	R	H	RBI	BB	SO	LOB	TOP										
Ron Hunt, R OBP: 0.327, SLG: 0.281 (1,4)	5-3		F9		1B		5-3		F3	5	0	1	0	0	0	4											
Clyde Mashore, R OBP: 0.340, SLG: 0.366 (1,9)	F7			BLK	K					4	1	2	0	0	1	2											
Ron Woods, R OBP: 0.294, SLG: 0.255 (1,8)	6-3			SH1-3				5-3		3	0	1	1	1	0	0											
Bob Bailey, R OBP: 0.324, SLG: 0.323 (1,5)		P3		SH1-3			5-3		6-3	3	0	0	0	0	0	0											
Ken Singleton, S OBP: 0.356, SLG: 0.364 (1,7)	P5			K			5-3		5-3	4	0	0	0	0	1	1											
Tim Foli, R OBP: 0.244, SLG: 0.256 (1,6)	F9			HBP			6-3		1B	3	1	1	0	0	0	0											
Mike Jorgensen, L OBP: 0.343, SLG: 0.411 (1,3)			4-3	K			4-3		1B	4	0	1	0	0	1	2											
John Boccabella, R OBP: 0.244, SLG: 0.260 (9, PH)					1B					2	1	2	0	1	0	0											
Jim Falrey, L OBP: 0.583, SLG: 0.727 (9, PH)					1B					1	0	1	1	0	0	0											
Bill Stoneman, R (1,1)										0	0	0	0	0	0	0											
Boots Day, L (5, PH)										0	0	0	0	0	0	0											
John Strohmayr, R (5,1)										0	0	0	0	0	0	0											
Ron Fairly, L (9, PH)										1	0	0	0	0	1	2											
<b>Inning Stats</b>	R: 0 E: 0 K: 0 S: 3	H: 0 LOB: 0 BB: 0 P: 3	R: 0 E: 0 K: 0 S: 3	H: 0 LOB: 0 BB: 0 P: 3	R: 0 E: 0 K: 0 S: 4	H: 1 LOB: 1 BB: 0 P: 4	R: 1 E: 1 K: 2 S: 8	H: 1 LOB: 2 BB: 1 P: 13	R: 1 E: 0 K: 1 S: 7	H: 3 LOB: 2 BB: 0 P: 7	R: 0 E: 0 K: 0 S: 3	H: 0 LOB: 0 BB: 0 P: 3	R: 0 E: 0 K: 0 S: 3	H: 1 LOB: 0 BB: 0 P: 3	R: 1 E: 0 K: 1 S: 8	H: 3 LOB: 2 BB: 0 P: 8	1B: 8 2B: 1 3B: 0 HR: 0	SF: 0 SAC: 4 DP: 0 HBP: 1	WP: 0 PB: 0 SB: 0 CS: 0	PA: 37							
<b>PITCHER</b>	IP	WLS	BF	H	R	ER	SO	BB	IBB	HBP	BLK	WP	HR	S	P	ERA	WHIP										
Jon Matlack, L (1,1) ERA: 2.5	8.1	W	34	8	3	2	3	2	0	1	1	0	0	37	46	2.16	1.200										
Danny Frisella, R (9,1) ERA: 1.35	0.2	S	3	1	0	0	1	0	0	0	0	0	0	5	5	0.00	1.500										

**Montreal Expos @ New York Mets**  
 Shea Stadium, Flushing, NY  
 Mon May 15 1972, 7:05 PM EDT  
 Att: 14,377 - Unknown


AB 30  
 R 3  
 H 9  
 RBI 2  
 BB 2  
 SO 4  
 LOB 11



Batter	1	2	3	4	5	6	7	8	9	AB	R	H	RBI	BB	SO	LOB	BOTTOM										
Bud Harrelson, S (1,6)	4-3		G3		FC6-4		4-3			3	0	0	0	1	0	1											
Ken Boswell, L (1,4)	F7		6-3		FC1-6		4-3			4	1	0	0	0	0	2											
Tommie Agee, R (1,8)	4-3		K		HR			6-3		3	1	1	2	0	1	0											
Rusty Staub, L (1,9)	4-3			F9	FC6-4			BLK		3	1	1	0	1	0	2											
Cleon Jones, R (1,7)	K			L8	FC6-4			HR		2	1	0	0	2	1	3											
Jim Fregosi, R (1,5)		P5					K		HR	4	1	2	3	0	1	0											
Ed Kranepool, L (1,3)	4-3			L8			1-3		F5	4	0	0	0	0	0	2											
Jerry Grote, R (1,2)				P4			5-3			3	0	1	0	1	0	2											
Jon Matlack, L (1,1) ERA: 2.92							5-3			3	0	0	0	1	2	2											
Danny Frisella, L (9,1) ERA: 3.76										0	0	0	0	0	0	0											
<b>Inning Stats</b>	R: 0 E: 0 K: 1 S: 5	H: 0 LOB: 2 BB: 1 P: 10	R: 0 E: 0 K: 1 S: 5	H: 0 LOB: 1 BB: 1 P: 9	R: 0 E: 0 K: 1 S: 5	H: 0 LOB: 0 BB: 0 P: 5	R: 0 E: 0 K: 0 S: 4	H: 1 LOB: 2 BB: 1 P: 8	R: 2 E: 0 K: 0 S: 4	H: 1 LOB: 1 BB: 2 P: 12	R: 0 E: 0 K: 1 S: 5	H: 0 LOB: 0 BB: 0 P: 5	R: 0 E: 0 K: 0 S: 3	H: 0 LOB: 0 BB: 0 P: 3	R: 3 E: 0 K: 1 S: 8	H: 3 LOB: 1 BB: 1 P: 12	1B: 3 2B: 0 3B: 0 HR: 2	SF: 0 SAC: 0 DP: 0 HBP: 1	WP: 0 PB: 0 SB: 0 CS: 0	PA: 36							
<b>PITCHER</b>	IP	WLS	BF	H	R	ER	SO	BB	IBB	HBP	BLK	WP	HR	S	P	ERA	WHIP										
Bill Stoneman, R (1,1) ERA: 2.92	4.0	L	17	4	5	5	2	3	0	0	1	0	2	19	32	0.00	1.000										
John Strohmayr, R (5,1) ERA: 3.76	4.0	L	19	4	5	5	2	3	0	0	1	0	2	20	32	11.25	1.750										

**Montreal Expos @ New York Mets**  
 Shea Stadium, Flushing, NY  
 Mon May 15 1972, 7:05 PM EDT  
 Att: 14,377 - Unknown

AB 29  
 R 5  
 H 5  
 RBI 5  
 BB 6  
 SO 5  
 LOB 14






Batter	1	2	3	4	5	6	7	8	9	AB	R	H	RBI	BB	SO	LOB	TOP					
Ron Hunt, R OBP: 0.330, SLG: 0.287 (1, 4)	4-3		F7		F7		5-3		2B 1B	5	0	2	1	0	0	1						
Boots Day, L OBP: 0.236, SLG: 0.245 (1, 8)	1B CS 1B		F7			1B BB 1B	1-3		1-3 2B	5	1	3	0	0	0	1						
Mike Jorgensen, L OBP: 0.327, SLG: 0.389 (1, 3)	F9		P6			K	1-3		F7	5	0	0	0	0	1	5						
Ron Fairly, L OBP: 0.319, SLG: 0.311 (1, 9)	1-3 1B			4-1		BB BB 1B			P9	4	1	2	0	0	0	0						
Ken Singleton, S OBP: 0.361, SLG: 0.363 (1, 7)	CS	F8		P7		BB BB BB	4-0			3	0	1	0	1	0	0						
Bob Bailey, R OBP: 0.321, SLG: 0.313 (1, 5)		K		6-3		BB BB	4-0		P6	3	0	0	1	1	1	1						
Tim Foli, R OBP: 0.244, SLG: 0.247 (1, 6)		K			6-3	BB BB BB	1-2 2-3 3-H 4-0		6-3	3	0	0	1	1	1	1						
John Boccabella, R OBP: 0.244, SLG: 0.273 (1, 2)			6-3			BB BB	1-2 2-3 3-H 4-0		P6	4	0	1	0	0	0	3						
Carl Morton, R OBP: 0.111, SLG: 0.222 (1, 1)										1	1	1	0	0	0	0						
Joe Gilbert, R OBP: 0.228, SLG: 0.250 (3, 1)										0	0	0	0	0	0	0						
Jim Fairey, L OBP: 0.228, SLG: 0.250 (5, PH)										0	0	0	0	0	0	0						
Tom Walker, R OBP: 0.228, SLG: 0.250 (5, 1)										0	0	0	0	0	0	0						
Ron Woods, R OBP: 0.228, SLG: 0.250 (6, PH)										0	0	0	0	0	0	0						
Steve Renko, R OBP: 0.228, SLG: 0.250 (6, 1)										0	0	0	0	0	0	0						
Denny Lemaster, R OBP: 0.228, SLG: 0.250 (8, 1)										0	0	0	0	0	0	0						
Clyde Mashore, R OBP: 0.228, SLG: 0.250 (8, PH)										1	0	0	0	0	0	0						
<b>Inning Stats</b>	R: 0 E: 0 K: 0 S: 4	H: 2 LOB: 1 BB: 0 P: 4	R: 0 E: 0 K: 2 S: 7	H: 0 LOB: 0 BB: 0 P: 7	R: 1 E: 0 K: 0 S: 5	H: 2 LOB: 1 BB: 0 P: 5	R: 0 E: 0 K: 0 S: 3	H: 0 LOB: 0 BB: 0 P: 3	R: 0 E: 0 K: 1 S: 6	H: 1 LOB: 1 BB: 0 P: 6	R: 2 E: 0 K: 1 S: 7	H: 2 LOB: 3 BB: 3 P: 19	R: 0 E: 0 K: 0 S: 3	H: 0 LOB: 0 BB: 0 P: 3	R: 0 E: 0 K: 0 S: 4	H: 1 LOB: 1 BB: 0 P: 4	R: 0 E: 0 K: 1 S: 7	H: 2 LOB: 2 BB: 0 P: 7	1B: 7 2B: 3 3B: 0 HR: 0	SF: 0 SAC: 0 DP: 0 HBP: 0	WP: 0 PB: 0 SB: 0 CS: 1	PA: 40
<b>PITCHER</b>	IP WLS BF H R ER SO BB IBB HBP BLK WP HR S P ERA WHIP																					
Tom Seaver, R ERA: 2.25 (1, 1)	5.1 W 25 7 3 3 4 3 0 0 0 0 0 0 30 42 5.06 1.875																					
Chuck Taylor, R ERA: 3.45 (6, 1)	3.2 S 14 3 0 0 1 0 0 0 0 0 0 0 16 16 0.00 0.818																					

**Montreal Expos @ New York Mets**  
 Shea Stadium, Flushing, NY  
 Tue May 16 1972, 7:05 PM EDT  
 Att: 18,736 - Unknown


AB 36  
 R 3  
 H 10  
 RBI 3  
 BB 3  
 SO 5  
 LOB 16



Batter	1	2	3	4	5	6	7	8	9	AB	R	H	RBI	BB	SO	LOB	BOTTOM			
Bud Harrelson, S OBP: 0.288, SLG: 0.264 (1, 6)	P4			FC4-6 1B S		P9		6-3		5	0	1	2	0	0	1				
Ken Boswell, L OBP: 0.276, SLG: 0.235 (1, 4)	CS 1B			1B BB			2B 1B		K	3	1	2	0	2	1	0				
Tommie Agee, R OBP: 0.369, SLG: 0.479 (1, 8)	K	F3					F2		FC4-6 BB	4	0	1	0	1	1	4				
Rusty Staub, L OBP: 0.354, SLG: 0.410 (1, 9)		1B 1B		HR		6-3		F3	FC4-6	5	2	2	1	0	0	5				
John Milner, L OBP: 0.450, SLG: 0.444 (1, 7)		1B BLK 1B		K			4-3		1B 2B	4	2	2	1	0	1	0				
Jim Fregosi, R OBP: 0.356, SLG: 0.479 (1, 5)		BLK 1B 1B		K			6-3		1B BB 1B	4	1	2	2	0	1	0				
Ed Kranepool, L OBP: 0.293, SLG: 0.400 (1, 3)		BLK 1B IBB		4-3			3-1		1B BB	2	1	0	0	2	0	0				
Jerry Grote, R OBP: 0.364, SLG: 0.365 (1, 2)		P6					1-3		FC6 1B	3	0	1	0	1	0	2				
Tom Seaver, R OBP: 0.158, SLG: 0.211 (1, 1)		P9							FC6	2	0	0	0	0	1	3				
Chuck Taylor, R (6, 1)				K			K		FC6	2	0	0	0	0	1	3				
<b>Inning Stats</b>	R: 0 E: 0 K: 1 S: 5	H: 1 LOB: 0 BB: 0 P: 5	R: 4 E: 0 K: 0 S: 7	H: 4 LOB: 2 BB: 2 P: 15	R: 1 E: 0 K: 2 S: 8	H: 1 LOB: 0 BB: 0 P: 8	R: 0 E: 0 K: 1 S: 6	H: 1 LOB: 3 BB: 2 P: 14	R: 0 E: 0 K: 0 S: 3	H: 0 LOB: 0 BB: 0 P: 3	R: 0 E: 0 K: 1 S: 5	H: 0 LOB: 0 BB: 0 P: 5	R: 2 E: 0 K: 0 S: 7	H: 4 LOB: 3 BB: 1 P: 11	R: 0 E: 0 K: 1 S: 5	H: 0 LOB: 1 BB: 1 P: 9	1B: 9 2B: 1 3B: 0 HR: 1	SF: 0 SAC: 0 DP: 0 HBP: 0	WP: 0 PB: 0 SB: 1 CS: 1	PA: 40
<b>PITCHER</b>	IP WLS BF H R ER SO BB IBB HBP BLK WP HR S P ERA WHIP																			
Carl Morton, R ERA: 3.98 (1, 1)	2.0 L 13 1 1 0 0 1 1 0 0 0 0 0 13 21 0.00 1.500																			
Joe Gilbert, L ERA: 4.5 (3, 1)	2.0 9 1 0 0 3 2 0 0 0 0 0 0 13 21 0.00 1.500																			
Tom Walker, R ERA: 3.86 (5, 1)	1.0 3 0 0 0 0 0 0 0 0 0 0 0 3 3 0.00 0.000																			
Steve Renko, R ERA: 6.57 (6, 1)	2.0 11 4 2 2 1 1 0 0 0 0 0 0 12 16 9.00 2.500																			
Denny Lemaster, L ERA: 8.71 (8, 1)	1.0 4 0 0 0 1 1 0 0 0 0 0 0 5 9 0.00 1.000																			

**Montreal Expos @ New York Mets**  
 Shea Stadium, Flushing, NY  
 Tue May 16 1972, 7:05 PM EDT  
 Att: 18,736 - Unknown

AB 34  
 R 7  
 H 11  
 RBI 6  
 BB 6  
 SO 6  
 LOB 18






Batter	1	2	3	4	5	6	7	8	9	AB	R	H	RBI	BB	SO	LOB	TOP			
Ron Hunt, R OBP: 0.333, SLG: 0.284 Hector Torres, R (4, 4)	4-0 FC1-6 SH5-4 BB		0-0 P4		0-3 K			0-3 K		1	0	0	0	1	0	0				
Boots Day, L OBP: 0.241, SLG: 0.250 (1, 8)	0-0 SH5-4 1-2		0-0 F8			0-0 E8 SF7 1B		0-0 F8		3	1	1	0	0	0	0				
Mike Jorgensen, L OBP: 0.325, SLG: 0.381 (1, 3)	4-0 FC1-6 BB			0-0 F8		0-0 SF7		0-0 3-1		2	0	0	1	1	0	0				
Ron Fairly, L OBP: 0.301, SLG: 0.292 (1, 9)	0-0 FC1-6 1-2 2-3			0-0 4-3		0-0 3-1			0-0 P6	4	0	0	0	0	0	2				
Ken Singleton, S OBP: 0.357, SLG: 0.368 (1, 7)	0-3 K			0-0 1B 2B		0-0 F8			0-0 F5	4	1	1	0	0	1	2				
Bob Bailey, R OBP: 0.319, SLG: 0.310 (1, 5)		0-0 F5		0-0 1B				0-0 F7		4	0	1	1	0	0	0				
John Bateman, R OBP: 0.350, SLG: 0.368 (1, 2)		0-0 6-3		0-0 5-3				0-0 G3		3	0	0	0	0	0	1				
Tim Foli, R OBP: 0.247, SLG: 0.250 (1, 6)		0-0 L4			0-3 K			0-0 1B		3	0	1	0	0	1	0				
Ernie McAnally, R Denny Lemaster, R Tom Walker, R Jim Fairly, L John Strohmayr, R Mike Marshall, R (1, 1) (1, 1) (3, 1) (7, 1) (7, 1) (8, 1)			0-3 K		0-0 P6			0-0 F8		0	0	0	0	0	0	0				
<b>Inning Stats</b>	R: 0 E: 0 K: 1 S: 5	H: 0 LOB: 2 BB: 2 P: 13	R: 0 E: 0 K: 0 S: 3	H: 0 LOB: 0 BB: 0 P: 3	R: 0 E: 0 K: 1 S: 5	H: 0 LOB: 0 BB: 0 P: 5	R: 1 E: 0 K: 0 S: 5	H: 2 LOB: 1 BB: 0 P: 5	R: 0 E: 0 K: 2 S: 7	H: 0 LOB: 0 BB: 0 P: 7	R: 1 E: 1 K: 0 S: 4	H: 1 LOB: 0 BB: 0 P: 4	R: 0 E: 0 K: 0 S: 4	H: 1 LOB: 1 BB: 0 P: 4	R: 0 E: 0 K: 1 S: 5	H: 0 LOB: 0 BB: 0 P: 5	1B: 3 2B: 1 3B: 0 HR: 0	SF: 1 SAC: 1 DP: 0 HBP: 0	WP: 0 PB: 0 SB: 0 CS: 0	PA: 33
<b>PITCHER</b> Gary Gentry, R ERA: 2.25 (1, 1)	IP: 9.0 WLS: W BF: 33 H: 4 R: 2 ER: 1 SO: 5 BB: 2 IBB: 0 HBP: 0 BLK: 0 WP: 0 HR: 0 S: 41 P: 49 ERA: 1.00 WHIP: 0.667																			

**Montreal Expos @ New York Mets**  
Shea Stadium, Flushing, NY  
Wed May 17 1972, 7:05 PM EDT  
Att: 16,905 - Unknown


AB 29  
R 2  
H 4  
RBI 2  
BB 2  
SO 5  
LOB 6



Batter	1	2	3	4	5	6	7	8	9	AB	R	H	RBI	BB	SO	LOB	BOTTOM	
Bud Harrelson, S OBP: 0.306, SLG: 0.278 Ted Martinez, R OBP: 0.311, SLG: 0.409 (1, 6) (4, 6)	4-0 BB SF7 BB		0-0 1B	4-0 1-3 2-H 1B	1-2 2-3 3-H BB	0-0 FC5-4 1-2		0-0 F7		2	2	2	1	1	0	0		
Ken Boswell, L OBP: 0.280, SLG: 0.233 (1, 4)	4-0 SF7 2B BB		0-3 K	0-0 BB 1B	0-0 P4	0-0 G3		0-0 3-1		5	1	1	2	1	1	5		
Tommie Agee, R OBP: 0.393, SLG: 0.485 (1, 8)	4-0 2B 2-3 BB		0-0 FC HR BB	0-3 K			4-0 3B BB	0-0 PO 1B		3	3	2	0	3	1	3		
Rusty Staub, L OBP: 0.361, SLG: 0.423 (1, 9)	0-0 SF7		0-0 FC HR BB		0-0 5-3 2B		0-0 F7	0-0 1-2 1B		4	1	2	1	1	0	2		
John Milner, L OBP: 0.440, SLG: 0.609 (1, 7)	0-0 1-H 3-H 2B		0-0 HR K		0-0 F8		0-0 F7	0-0 PO 2-3		5	1	2	5	0	1	5		
Jim Fregosi, R OBP: 0.376, SLG: 0.510 (1, 5)	4-0 G4-6-3 BB		0-0 1B 1B	0-0 1B BB 1B	0-0 5-3		0-0 1B 3B		4	3	3	1	1	0	1			
Ed Kranepool, L OBP: 0.288, SLG: 0.377 (1, 3)	0-0 G4-6-3 1-2		0-0 P3	0-0 F8	0-0 4-3		4-0 1B BB		4	0	0	0	1	0	5			
Duffy Dyer, R OBP: 0.563, SLG: 0.667 (1, 2)		0-0 P6	0-0 1B 1B	0-0 BB 1B	0-0 FC5-4 1B		0-0 1-2 1B		5	1	4	1	0	0	0			
Gary Gentry, R OBP: 0.118, SLG: 0.118 (1, 1)		0-0 P9	0-3 K	0-0 1-2 2-3 1B		0-0 F2	0-3 K		5	0	1	0	0	2	5			
<b>Inning Stats</b>	R: 3 E: 0 K: 0 S: 3	H: 1 LOB: 4 BB: 4 P: 19	R: 0 E: 0 K: 1 S: 6	H: 1 LOB: 1 BB: 0 P: 6	R: 6 E: 0 K: 2 S: 14	H: 6 LOB: 3 BB: 2 P: 22	R: 1 E: 0 K: 1 S: 8	H: 3 LOB: 3 BB: 1 P: 12	R: 0 E: 0 K: 0 S: 4	H: 1 LOB: 1 BB: 0 P: 4	R: 2 E: 0 K: 1 S: 7	H: 2 LOB: 2 BB: 2 P: 15	R: 0 E: 0 K: 0 S: 4	H: 2 LOB: 1 BB: 0 P: 4	1B: 13 2B: 2 3B: 1 HR: 1	SF: 1 SAC: 0 DP: 1 HBP: 0	WP: 0 PB: 0 SB: 0 CS: 0	PA: 50
<b>PITCHER</b> Ernie McAnally, R ERA: 6.18 Denny Lemaster, L ERA: 11.37 Tom Walker, R ERA: 3.55 John Strohmayr, R ERA: 4.28 Mike Marshall, R ERA: 1.74 (1, 1) (1, 1) (3, 1) (7, 1) (4, 2) (8, 1)	IP: 2.1 WLS: L BF: 14 H: 6 R: 6 ER: 6 SO: 2 BB: 1 IBB: 0 HBP: 0 BLK: 0 WP: 0 HR: 1 S: 17 P: 21 ERA: 23.14 WHIP: 3.000																	

**Montreal Expos @ New York Mets**  
Shea Stadium, Flushing, NY  
Wed May 17 1972, 7:05 PM EDT  
Att: 16,905 - Unknown

AB 39  
R 12  
H 17  
RBI 12  
BB 9  
SO 5  
LOB 27





Batter	1	2	3	4	5	6	7	8	9	AB	R	H	RBI	BB	SO	LOB	TOP				
Ron Hunt, R OBP: 0.336, SLG: 0.298 Hector Torres, R OBP: 0.167, SLG: 0.091	0-0 4-3 2B		0-0 4-3 1		0-0 2H 1B			0-0 F7		2	0	1	0	0	0	0	<b>Montreal Expos @ New York Mets</b> Shea Stadium, Flushing, NY Thu May 18 1972, 3:33 AM EDT Att: 19,194 - Unknown				
Mike Jorgensen, L OBP: 0.331, SLG: 0.380	4-0 4-3 BB		0-3 K		0-0 F9			0-0 CS 1B		3	0	1	0	1	1						
Jim Fairey, L OBP: 0.444, SLG: 0.529	0-3 K		0-0 1B		0-0 5-3			0-3 K		4	0	1	0	0	2	4					
Ken Singleton, S OBP: 0.345, SLG: 0.354	0-0 4-3 1-2 2-3		0-0 F7		0-0 F8			0-0 F7		4	0	0	0	0	0	3					
Boots Day, L OBP: 0.230, SLG: 0.237 Clyde Mashore, R OBP: 0.327, SLG: 0.349	0-0 6-3			0-0 1-3		0-0 6-3		0-3 K		3	0	0	0	0	0	2					
Bob Bailey, R OBP: 0.316, SLG: 0.308		0-3 K		0-0 F8		0-0 P3		0-0 1B		4	0	1	0	0	1	0					
John Boccabella, R OBP: 0.244, SLG: 0.272		0-0 F7		0-0 F8			0-0 6-3	0-0 1B		4	0	1	0	0	0	0					
Tim Foli, R OBP: 0.258, SLG: 0.264		4-0 BB			0-0 1B 2B		0-0 F8	0-0 5-3		3	1	1	0	1	0	2					
Mike Torrez, R OBP: 0.133, SLG: 0.133		0-3 K			0-0 P4		0-0 4-3			3	0	0	0	0	1	2					
<b>Inning Stats</b>	R: 0 E: 0 K: 1 S: 6	H: 1 LOB: 2 BB: 1 P: 10	R: 0 E: 0 K: 2 S: 7	H: 0 LOB: 1 BB: 1 P: 11	R: 0 E: 0 K: 1 S: 6	H: 1 LOB: 1 BB: 0 P: 6	R: 0 E: 0 K: 0 S: 3	H: 0 LOB: 0 BB: 0 P: 3	R: 1 E: 0 K: 0 S: 5	H: 2 LOB: 1 BB: 0 P: 5	R: 0 E: 0 K: 0 S: 3	H: 0 LOB: 0 BB: 0 P: 3	R: 0 E: 0 K: 1 S: 5	H: 1 LOB: 1 BB: 0 P: 5	R: 0 E: 0 K: 1 S: 7	H: 2 LOB: 2 BB: 0 P: 7		1B: 5 2B: 3 3B: 0 HR: 0	SF: 0 SAC: 0 DP: 1 HBP: 0	WP: 0 PB: 0 CS: 1	PA: 35
<b>PITCHER</b>	IP	WLS	BF	H	R	ER	SO	BB	IBB	HBP	BLK	WP	HR	S	P	ERA	WHIP				
Jim McAndrew, R ERA: 3.38 Tug McGraw, L ERA: 0.36	(1, 1) 6.0	W 24	4	1	1	4	2	0	0	0	0	0	0	30	38	1.50	1.000				

AB	33
R	1
H	7
RBI	1
BB	2
SO	6
LOB	14



Batter	1	2	3	4	5	6	7	8	9	AB	R	H	RBI	BB	SO	LOB	BOTTOM				
Willie Mays, R OBP: 0.405, SLG: 0.278	4-0 E BB		0-3 K		0-0 F9			0-3 K		3	1	0	0	1	2	3	<b>Montreal Expos @ New York Mets</b> Shea Stadium, Flushing, NY Thu May 18 1972, 3:33 AM EDT Att: 19,194 - Unknown				
Ted Martinez, R OBP: 0.306, SLG: 0.438	0-0 E2 1-H 3B		0-0 F9		0-0 F3			0-3 K		4	1	1	1	0	1	0					
John Milner, L OBP: 0.414, SLG: 0.556	0-0 1B		0-0 G3		0-0 6-3			0-0 G3		4	0	1	0	0	0	0					
Rusty Staub, L OBP: 0.374, SLG: 0.425	0-0 F7		4-0 BB		0-0 G3-6-3 1B			4-0 BB		2	0	1	0	2	0	1					
Ken Boswell, L OBP: 0.267, SLG: 0.221	0-0 P6		0-0 4-3		0-0 G3-6-3 1-2			0-0 F4		4	0	0	0	0	0	4					
Ed Kranepool, L OBP: 0.301, SLG: 0.389	0-0 G3			0-0 G6-4-3 1B				4-3 S 1B		3	0	2	0	0	0	1					
Wayne Garrett, L OBP: 0.400, SLG: 0.500		4-0 BB		0-3 K				0-3 K		2	0	0	0	1	2	2					
Duffy Dyer, R OBP: 0.474, SLG: 0.556		0-3 K		0-0 G6-4-3 1-2				0-0 4-3		3	0	0	0	0	1	3					
Jim McAndrew, R Tug McGraw, R OBP: 0.333, SLG: 0.200	(1, 1) (7, 1)	0-0 SH1-6-4 1-2		0-0 K				4-0 BB		1	0	0	0	0	1	0					
<b>Inning Stats</b>	R: 2 E: 1 K: 0 S: 5	H: 2 LOB: 1 BB: 1 P: 9	R: 0 E: 0 K: 2 S: 7	H: 0 LOB: 1 BB: 1 P: 11	R: 0 E: 0 K: 1 S: 3	H: 0 LOB: 1 BB: 1 P: 7	R: 0 E: 0 K: 1 S: 5	H: 1 LOB: 0 BB: 0 P: 5	R: 0 E: 0 K: 1 S: 5	H: 0 LOB: 0 BB: 0 P: 5	R: 0 E: 0 K: 0 S: 3	H: 1 LOB: 0 BB: 0 P: 3	R: 0 E: 0 K: 2 S: 8	H: 1 LOB: 2 BB: 1 P: 12	R: 0 E: 0 K: 1 S: 5	H: 0 LOB: 1 BB: 1 P: 9		1B: 4 2B: 0 3B: 1 HR: 0	SF: 0 SAC: 1 DP: 2 HBP: 0	WP: 0 PB: 0 CS: 0	PA: 32
<b>PITCHER</b>	IP	WLS	BF	H	R	ER	SO	BB	IBB	HBP	BLK	WP	HR	S	P	ERA	WHIP				
Mike Torrez, R ERA: 1.94	(1, 1) 8.0	L 32	5	2	2	7	5	0	0	0	0	0	0	41	61	2.25	1.250				





Batter	1	2	3	4	5	6	7	8	9	AB	R	H	RBI	BB	SO	LOB	TOP								
<b>Bud Harrelson, S</b> (1, 6) OBP: 0.310, SLG: 0.277 <b>Ted Martinez, R</b> (8, 6) OBP: 0.306, SLG: 0.438	0-0 4-3	0-0 F8		0-0 1B		0-0 SH1-4 1B BB		0-3 K		4	1	1	0	1	1	1									
<b>Ken Boswell, L</b> (1, 4) OBP: 0.297, SLG: 0.222	0-0 F7		0-0 FC6-4 1B	0-0 F7		0-0 SH1-4		0-0 F9		4	0	1	0	0	0	2									
<b>Tommie Agee, R</b> (1, 8) OBP: 0.393, SLG: 0.471	4-0 1B S BB		0-0 F9		0-0 5-3	4-0 1B BB		0-3 K		3	1	0	0	2	1	1									
<b>Rusty Staub, L</b> (1, 9) OBP: 0.383, SLG: 0.459	0-0 1B		0-0 FC6-4 BB	0-0 1-2	0-0 HR	0-0 1-3 2-H 3-H 1B		0-0 3-1		5	1	3	3	0	0	1									
<b>John Milner, L</b> (1, 7) OBP: 0.412, SLG: 0.516	0-0 1-3 1B		4-0 FC6-4 BB	0-0 1-2 BB	0-3 K	0-0 P3		0-0 F7		4	0	1	1	1	1	2									
<b>Jim Fregosi, R</b> (1, 5) OBP: 0.377, SLG: 0.500	0-0 6-3		0-0 FC6-4	0-0 1-2	4-0 BB	0-0 F9		0-0 1B HR		4	1	1	0	1	0	6									
<b>Ed Kranepool, L</b> (1, 3) OBP: 0.295, SLG: 0.377		0-3 K		0-3 K	0-0 4-3		0-3 K		0-0 1-2 HR	5	1	1	0	0	3	1									
<b>Jerry Grote, R</b> (1, 2) OBP: 0.366, SLG: 0.443		0-3 K		0-3 K		0-0 HR	0-0 P4		0-0 1-H 2-H HR	5	2	2	4	0	2	0									
<b>Buzz Capra, R</b> (1, 1) OBP: 0.500, SLG: 0.286 <b>Danny Frisella, L</b> (8, 1)		0-0 1B		4-0 1B BB		4-0 SH1-4 BB 1B BB	0-3 K		0-0 F9	2	1	1	0	2	1	0									
<b>Inning Stats</b>	R: 1 E: 0 K: 0 S: 5	H: 2 LOB: 2 BB: 1 P: 9	R: 0 E: 0 K: 2 S: 8	H: 1 LOB: 1 BB: 0 P: 8	R: 0 E: 0 K: 2 S: 4	H: 1 LOB: 2 BB: 1 P: 8	R: 0 E: 0 K: 2 S: 8	H: 1 LOB: 1 BB: 1 P: 12	R: 1 E: 0 K: 1 S: 6	H: 1 LOB: 1 BB: 1 P: 10	R: 3 E: 0 K: 0 S: 5	H: 2 LOB: 2 BB: 3 P: 17	R: 0 E: 0 K: 2 S: 7	H: 0 LOB: 0 BB: 0 P: 7	R: 0 E: 0 K: 2 S: 7	H: 0 LOB: 0 BB: 0 P: 7	R: 3 E: 0 K: 0 S: 6	H: 3 LOB: 0 BB: 0 P: 6	1B: 8 2B: 0 3B: 0 HR: 3	SF: 0 SAC: 1 DP: 0 HBP: 0	WP: 0 PB: 0 SB: 1 CS: 0	PA: 45			
<b>PITCHER</b>	IP	WLS	BF	H	R	ER	SO	BB	IBB	HBP	BLK	WP	HR	S	P	ERA	WHIP								
<b>Dick Selma, R</b> (1, 1) ERA: 4.03	5.0	L	28	7	5	5	5	6	0	0	0	0	2	32	56	9.00	2.600								
<b>Ken Reynolds, L</b> (6, 1) ERA: 9.95	2.0		8	1	0	0	2	1	0	0	0	0	0	11	15	0.00	1.000								
<b>Chris Short, L</b> (8, 1) ERA: 8.59	2.0		9	3	3	3	2	0	0	0	0	0	1	13	13	13.50	1.500								

**New York Mets @ Philadelphia Phillies**  
Veterans Stadium, Philadelphia, PA  
Fri May 19 1972, 7:05 PM EDT  
Att: 20,451 - Unknown

AB	37
R	8
H	11
RBI	8
BB	7
SO	9
LOB	14



Batter	1	2	3	4	5	6	7	8	9	AB	R	H	RBI	BB	SO	LOB	BOTTOM								
<b>Denny Doyle, L</b> (1, 4) OBP: 0.354, SLG: 0.380	0-3 K	0-0 F8			0-0 F8		0-0 E6 3B		0-0 1-3	5	1	1	0	0	1	2									
<b>Tim McCarver, L</b> (1, 2) OBP: 0.304, SLG: 0.352	0-0 L6		0-0 F9		0-0 P6		0-0 1B		4-0 BB	4	0	1	0	1	0	0									
<b>Willie Montanez, L</b> (1, 8) OBP: 0.311, SLG: 0.390	4-0 BB		0-0 FC5-4 1B		0-0 3-1	0-3 K		0-0 1-3		4	0	1	0	1	1	3									
<b>Greg Luzinski, R</b> (1, 7) OBP: 0.361, SLG: 0.570	0-0 F7		0-3 K		4-0 1B BB		0-0 1B BB		0-0 FC6-4 1B	3	0	1	0	1	1	2									
<b>Deron Johnson, R</b> (1, 3) OBP: 0.288, SLG: 0.426		0-0 2B BB	0-0 FC5-4		0-0 1-2 1B		0-0 1B		0-0 P3	4	1	2	0	0	0	2									
<b>Don Money, R</b> (1, 5) OBP: 0.346, SLG: 0.365		0-3 K		0-3 K		0-3 K		0-0 FC6-4		4	0	0	0	0	3	4									
<b>Mike Anderson, R</b> (1, 9) OBP: 0.286, SLG: 0.310		0-0 1-3 2B		0-3 K		0-3 K		0-3 K		4	1	1	0	0	3	3									
<b>Larry Bowa, S</b> (1, 6) OBP: 0.262, SLG: 0.237		0-0 P2		0-0 P6		0-0 6-3		0-0 1-3 WP		4	0	1	0	0	0	2									
<b>Dick Selma, R</b> (1, 1) OBP: 0.071, SLG: 0.143 <b>Ken Reynolds, L</b> (6, 1) <b>Ron Stone, L</b> (7, PH) OBP: 0.294, SLG: 0.250 <b>Chris Short, R</b> (8, 1) <b>Tom Hutton, L</b> (9, PH) OBP: 0.336, SLG: 0.406		0-0 2B		0-3 K		0-0 1-3		0-3 K		2	0	1	2	0	1	0									
<b>Inning Stats</b>	R: 0 E: 0 K: 1 S: 5	H: 0 LOB: 1 BB: 1 P: 9	R: 2 E: 0 K: 1 S: 8	H: 3 LOB: 1 BB: 0 P: 8	R: 0 E: 0 K: 1 S: 6	H: 1 LOB: 1 BB: 0 P: 6	R: 0 E: 0 K: 2 S: 7	H: 0 LOB: 0 BB: 0 P: 7	R: 0 E: 0 K: 1 S: 5	H: 0 LOB: 0 BB: 0 P: 5	R: 0 E: 0 K: 2 S: 8	H: 1 LOB: 2 BB: 1 P: 12	R: 1 E: 1 K: 1 S: 7	H: 2 LOB: 1 BB: 0 P: 7	R: 0 E: 0 K: 1 S: 6	H: 1 LOB: 1 BB: 0 P: 6	R: 0 E: 0 K: 1 S: 6	H: 1 LOB: 2 BB: 1 P: 10	1B: 6 2B: 2 3B: 1 HR: 0	SF: 0 SAC: 0 DP: 0 HBP: 0	WP: 1 PB: 0 SB: 0 CS: 0	PA: 39			
<b>PITCHER</b>	IP	WLS	BF	H	R	ER	SO	BB	IBB	HBP	BLK	WP	HR	S	P	ERA	WHIP								
<b>Buzz Capra, R</b> (1, 1) ERA: 3.77	7.0	W	31	8	3	3	9	2	0	0	0	0	0	47	55	3.86	1.429								
<b>Danny Frisella, R</b> (8, 1) ERA: 1.04	2.0	S	8	1	0	0	2	1	0	0	0	1	0	11	15	0.00	1.000								

**New York Mets @ Philadelphia Phillies**  
Veterans Stadium, Philadelphia, PA  
Fri May 19 1972, 7:05 PM EDT  
Att: 20,451 - Unknown

AB	36
R	3
H	9
RBI	2
BB	3
SO	11
LOB	19





Batter	1	2	3	4	5	6	7	8	9	AB	R	H	RBI	BB	SO	LOB	TOP			
Willie Mays, R OBP: 0.410, SLG: 0.298 (1, 3)	0-3 K		0-0 2H 2B			0-0 F8		4-0 2B IBB		3	1	1	1	1	1	0	<b>New York Mets @ Philadelphia Phillies</b> Veterans Stadium, Philadelphia, PA Sat May 20 1972, 7:05 PM EDT Unknown <a href="http://livebaseballscorecards.com">livebaseballscorecards.com</a>			
Bud Harrelson, S OBP: 0.308, SLG: 0.276 (1, 6)	0-3 K		0-0 1-3			0-0 FC4 1B		0-0 F8		4	0	1	0	0	1	3				
Tommie Agee, R OBP: 0.389, SLG: 0.472 (1, 8)	0-0 6-3					0-0 FC4 1-2		0-0 1H 2H 2B		4	0	1	2	0	0	1				
Rusty Staub, L OBP: 0.379, SLG: 0.447 (1, 9)								0-0 4-3		3	0	0	0	1	0	1				
Cleon Jones, R OBP: 0.365, SLG: 0.396 (1, 7)								0-0 F9		4	0	1	0	0	1	1				
Jim Fregosi, R OBP: 0.384, SLG: 0.481 (1, 5)								0-0 K		4	0	0	0	0	2	2				
Ted Martinez, R OBP: 0.302, SLG: 0.423 (1, 4)								0-0 K		4	0	1	0	0	3	1				
Jerry Grote, R OBP: 0.365, SLG: 0.439 (1, 2)								0-0 K		3	1	1	0	0	0	1				
Jon Matlack, L OBP: 0.294, SLG: 0.267 (1, 1)								0-0 2B		2	1	1	0	0	0	0				
<b>Inning Stats</b>	R: 0 E: 0 K: 2 S: 7	H: 0 LOB: 0 BB: 0 P: 7	R: 0 E: 0 K: 1 S: 5	H: 1 LOB: 0 BB: 0 P: 5	R: 1 E: 0 K: 1 S: 7	H: 2 LOB: 1 BB: 0 P: 7	R: 0 E: 0 K: 1 S: 5	H: 0 LOB: 0 BB: 0 P: 5	R: 0 E: 0 K: 0 S: 3	H: 1 LOB: 1 BB: 0 P: 4	R: 0 E: 0 K: 1 S: 5	H: 0 LOB: 1 BB: 1 P: 9	R: 2 E: 0 K: 0 S: 5	H: 2 LOB: 1 BB: 1 P: 9	R: 0 E: 0 K: 2 S: 7	H: 0 LOB: 0 BB: 0 P: 7	1B: 4 2B: 3 3B: 0 HR: 0	SF: 0 SAC: 1 DP: 1 HBP: 0	WP: 0 PB: 0 CS: 1	PA: 34
<b>PITCHER</b>	IP WLS BF H R ER SO BB IBB HBP BLK WP HR S P ERA WHIP	8.0 L 31 7 3 3 6 1 1 0 0 0 0 41 49 3.38 1.000	1.0 3 0 0 0 2 0 0 0 0 0 0 0 7 7 0.00 0.000	<b>PITCHER</b>																

Batter	1	2	3	4	5	6	7	8	9	AB	R	H	RBI	BB	SO	LOB	BOTTOM			
Larry Bowa, S OBP: 0.262, SLG: 0.237 (1, 6)	0-0 5-3					0-0 FC6-4 1B		0-0 6-3		4	0	1	0	0	0	0	<b>New York Mets @ Philadelphia Phillies</b> Veterans Stadium, Philadelphia, PA Sat May 20 1972, 7:05 PM EDT Unknown <a href="http://livebaseballscorecards.com">livebaseballscorecards.com</a>			
Terry Harmon, R OBP: 0.474, SLG: 0.485 (1, 4)	0-3 K					0-0 FC6-4 2B		0-0 L6-3 1B		4	1	1	0	0	2	1				
Willie Montanez, L OBP: 0.309, SLG: 0.394 (1, 8)	0-3 K					0-0 4-3 1H 2B		0-0 L6-3 1-2		4	0	1	1	0	1	1				
Greg Luzinski, R OBP: 0.366, SLG: 0.568 (1, 7)						0-0 4-3		0-0 1B		4	0	2	0	0	0	1				
Deron Johnson, R OBP: 0.268, SLG: 0.392 (1, 3)						0-0 2-3 F7		0-0 P3		4	0	0	0	0	1	3				
Don Money, R OBP: 0.336, SLG: 0.354 (1, 5)						0-0 F7		0-0 L6		3	0	0	0	0	0	1				
Mike Anderson, R OBP: 0.287, SLG: 0.302 (1, 9)						0-0 K		0-0 FC6-4 BB		2	0	0	0	1	1	1				
Mike Ryan, R OBP: 0.269, SLG: 0.250 (1, 2)						0-0 P5		0-0 F2		3	0	0	0	0	0	1				
Woodie Fryman, R OBP: 0.214, SLG: 0.385 Pete Koegel, R OBP: 0.250, SLG: 0.143 Wayne Twitchell, R (9, 1)						0-0 1-3		0-0 FC6-4 1-2		2	0	0	0	0	0	1				
<b>Inning Stats</b>	R: 0 E: 0 K: 2 S: 7	H: 0 LOB: 0 BB: 0 P: 7	R: 0 E: 0 K: 0 S: 3	H: 0 LOB: 0 BB: 0 P: 3	R: 0 E: 0 K: 1 S: 5	H: 0 LOB: 0 BB: 0 P: 5	R: 1 E: 0 K: 0 S: 5	H: 2 LOB: 1 BB: 0 P: 5	R: 0 E: 0 K: 0 S: 3	H: 0 LOB: 1 BB: 1 P: 7	R: 0 E: 0 K: 0 S: 3	H: 1 LOB: 0 BB: 0 P: 3	R: 0 E: 0 K: 0 S: 3	H: 0 LOB: 0 BB: 0 P: 3	R: 0 E: 0 K: 2 S: 8	H: 1 LOB: 1 BB: 0 P: 8	1B: 4 2B: 2 3B: 0 HR: 0	SF: 0 SAC: 0 DP: 1 HBP: 0	WP: 0 PB: 0 CS: 0	PA: 32
<b>PITCHER</b>	IP WLS BF H R ER SO BB IBB HBP BLK WP HR S P ERA WHIP	9.0 W 32 5 1 1 5 1 0 0 0 0 41 45 1.00 0.667	<b>PITCHER</b>																	



Batter	1	2	3	4	5	6	7	8	9	AB	R	H	RBI	BB	SO	LOB	TOP				
<b>Bud Harrison, S</b> (1, 6) OBP: 0.304, SLG: 0.273	0-3 K		0-0 1B	0-0 F7			0-3 K		0-0 4-3	5	0	1	0	0	2	3	<b>New York Mets @ Philadelphia Phillies</b> Veterans Stadium, Philadelphia, PA Sat May 20 1972, 7:05 PM EDT Att: 36,691 - Unknown				
<b>Ken Boswell, L</b> (1, 4) OBP: 0.255, SLG: 0.212	0-0 F4		0-0 F5		0-0 F8			0-0 F9		4	0	0	0	0	0	1					
<b>Tommie Agee, R</b> (1, 8) OBP: 0.392, SLG: 0.482	0-0 6-3		0-0 1B		0-0 P5			0-0 2B		4	0	2	0	0	0	0					
<b>Rusty Staub, L</b> (1, 9) OBP: 0.375, SLG: 0.449		0-0 1B 2B	0-0 F8		0-0 F5			0-3 K		4	1	1	0	0	1	3					
<b>John Milner, L</b> (1, 7) OBP: 0.378, SLG: 0.471		0-0 F7		0-0 L4		0-3 K		4-0 IBB		3	0	0	0	0	1	1					
<b>Cleon Jones, R</b> (8, PH) OBP: 0.371, SLG: 0.396										0	0	0	0	1	0	0					
<b>Wayne Garrett, L</b> (1, 5) OBP: 0.500, SLG: 0.400		4-0 5-3-5 1B BB		4-0 1B BB		0-0 F7		0-0 F8		1	1	0	0	2	0	0					
<b>Jim Fregosi, R</b> (8, PH) OBP: 0.361, SLG: 0.477										1	0	0	0	0	2						
<b>Ed Kranepool, L</b> (1, 3) OBP: 0.315, SLG: 0.388		0-0 1-2 2-H 1B		0-0 1-2 1B		0-0 F5			4-0 BB	3	0	2	1	1	0	0					
<b>Duffy Dyer, R</b> (1, 2) OBP: 0.391, SLG: 0.455		0-0 5-3-5 2-3f		0-3 K			0-0 4-3		0-0 L4	4	0	0	0	0	1	5					
<b>Ray Sadecki, L</b> (1, 1) OBP: 0.200, SLG: 0.200			0-3 K		0-0 1-2 2-H 1B		0-0 F8		0-3 K	2	0	1	1	0	1	0					
<b>Jerry Koosman, R</b> (5, 1) OBP: 0.200, SLG: 0.200										2	0	0	0	0	1	1					
<b>Tug McGraw, R</b> (9, 1) OBP: 0.333, SLG: 0.200										0	0	0	0	0	0	0					
<b>Inning Stats</b>	R: 0 E: 0 K: 1 S: 5	H: 0 LOB: 0 BB: 0 P: 5	R: 1 E: 0 K: 0 S: 4	H: 2 LOB: 1 BB: 1 P: 8	R: 0 E: 0 K: 1 S: 7	H: 2 LOB: 2 BB: 0 P: 7	R: 1 E: 0 K: 1 S: 7	H: 2 LOB: 2 BB: 1 P: 11	R: 0 E: 0 K: 0 S: 3	H: 0 LOB: 0 BB: 0 P: 3	R: 0 E: 0 K: 1 S: 5	H: 0 LOB: 0 BB: 0 P: 5	R: 0 E: 0 K: 1 S: 5	H: 1 LOB: 2 BB: 1 P: 10	R: 0 E: 0 K: 1 S: 5	H: 0 LOB: 1 BB: 1 P: 9	1B: 5 2B: 3 3B: 0 HR: 0	SF: 0 SAC: 0 DP: 1 HBP: 0	WP: 0 PB: 0 SB: 0 CS: 0	PA: 37	
<b>PITCHER</b>	IP	WLS	BF	H	R	ER	SO	BB	IBB	HBP	BLK	WP	HR	S	P	ERA	WHIP				
<b>Bill Champion, R</b> (1, 1) ERA: 3.98	4.0	L	19	6	2	2	3	2	0	0	0	0	0	23	31	4.50	2.000				
<b>Ken Reynolds, L</b> (5, 1) ERA: 0.79	2.0		6	0	0	0	1	0	0	0	0	0	0	8	8	0.00	0.000				
<b>Joe Hoerner, L</b> (7, 1) ERA: 2.89	2.0		8	1	0	0	2	0	1	0	0	0	0	11	15	0.00	0.500				
<b>Wayne Twitchell, R</b> (9, 1) ERA: 4.5	1.0		4	0	0	0	1	1	0	0	0	0	0	5	9	0.00	1.000				

Batter	1	2	3	4	5	6	7	8	9	AB	R	H	RBI	BB	SO	LOB	BOTTOM				
<b>Larry Bowa, S</b> (1, 6) OBP: 0.282, SLG: 0.250	0-0 P4		4-0 BB		0-0 1B SF7 2B		4-0 FC6-4 HBP BB		4-0 SH1-4 BB	2	1	1	0	3	0	0	<b>New York Mets @ Philadelphia Phillies</b> Veterans Stadium, Philadelphia, PA Sat May 20 1972, 7:05 PM EDT Att: 36,691 - Unknown				
<b>Terry Harmon, R</b> (1, 4) OBP: 0.476, SLG: 0.472	0-0 L5		0-0 F8		0-0 E S 2-3 1B		1-0 FC6-4 HBP		0-0 SH1-4	3	0	1	0	0	0	1					
<b>Denny Doyle, L</b> (8, 4) OBP: 0.354, SLG: 0.380										0	0	0	0	0	0	0					
<b>Willie Montanez, L</b> (1, 8) OBP: 0.297, SLG: 0.381	0-3 K		0-0 1-3		0-0 SF7		0-3 K		0-3 K	4	0	0	1	0	3	4					
<b>Greg Luzinski, R</b> (1, 7) OBP: 0.367, SLG: 0.557		4-0 1B BB		0-0 FC6-4 1B	0-3 K		0-0 FC6-4 1-2 2-3		0-0 P4	4	0	1	0	1	1	4					
<b>Don Money, R</b> (1, 5) OBP: 0.328, SLG: 0.340		0-0 F7		0-0 FC6-4 BB 1B	0-3 K		0-3 K			4	0	0	0	0	2	5					
<b>Tim McCarver, L</b> (1, 2) OBP: 0.311, SLG: 0.358		0-0 P3		0-0 BB 1-2 1B		0-0 G3		0-0 4-3 SH3-4 1B		4	0	2	0	0	0	1					
<b>Roger Freed, R</b> (1, 9) OBP: 0.286, SLG: 0.500		0-0 1-2 1B		0-0 F8		0-3 K		0-0 SH3-4		3	0	1	0	0	1	2					
<b>Tom Hutton, L</b> (1, 3) OBP: 0.346, SLG: 0.403		0-3 K		4-0 1-2 2-3 BB		0-0 1B		0-0 4-3		3	0	1	0	1	1	3					
<b>Bill Champion, R</b> (1, 1) OBP: 0.182, SLG: 0.455			0-0 P5		0-0 F2		0-3 K		0-3 K	1	0	0	0	0	0	0					
<b>Deron Johnson, R</b> (4, PH) OBP: 0.200, SLG: 0.385										1	0	0	0	0	0	3					
<b>Ken Reynolds, L</b> (5, 1) ERA: 0.79										0	0	0	0	0	0	0					
<b>Byron Browne, R</b> (6, PH) OBP: 0.440, SLG: 0.333										0	0	0	0	0	1	1					
<b>Joe Hoerner, R</b> (7, 1) ERA: 2.89										0	0	0	0	0	0	0					
<b>Pete Koegel, R</b> (8, PH) OBP: 0.222, SLG: 0.125										1	0	0	0	0	1	1					
<b>Wayne Twitchell, R</b> (9, 1) ERA: 4.5										0	0	0	0	0	0	0					
<b>Inning Stats</b>	R: 0 E: 0 K: 1 S: 5	H: 1 LOB: 2 BB: 1 P: 10	R: 0 E: 0 K: 0 S: 3	H: 0 LOB: 1 BB: 1 P: 7	R: 0 E: 0 K: 0 S: 5	H: 2 LOB: 3 BB: 1 P: 9	R: 1 E: 0 K: 2 S: 9	H: 2 LOB: 1 BB: 0 P: 9	R: 0 E: 0 K: 2 S: 8	H: 1 LOB: 1 BB: 0 P: 8	R: 0 E: 0 K: 2 S: 7	H: 0 LOB: 2 BB: 1 P: 12	R: 0 E: 0 K: 1 S: 6	H: 1 LOB: 1 BB: 0 P: 6	R: 0 E: 0 K: 1 S: 5	H: 0 LOB: 1 BB: 1 P: 9	1B: 6 2B: 1 3B: 0 HR: 0	SF: 1 SAC: 2 DP: 0 HBP: 1	WP: 0 PB: 0 SB: 1 CS: 0	PA: 40	
<b>PITCHER</b>	IP	WLS	BF	H	R	ER	SO	BB	IBB	HBP	BLK	WP	HR	S	P	ERA	WHIP				
<b>Ray Sadecki, L</b> (1, 1) ERA: 5.84	4.0	W	17	2	0	0	7	2	0	1	0	0	0	28	37	0.00	1.000				
<b>Jerry Koosman, L</b> (5, 1) ERA: 7.59	4.0		17	2	0	0	7	2	0	1	0	0	0	28	37	0.00	1.000				
<b>Tug McGraw, L</b> (9, 1) ERA: 0.35	1.0	S	3	0	0	0	1	0	0	0	0	0	0	5	5	0.00	0.000				









Batter	1	2	3	4	5	6	7	8	9	AB	R	H	RBI	BB	SO	LOB	TOP										
<b>Bud Harrelson, S</b> (1, 6) OBP: 0.301, SLG: 0.260	G3			K			1B SH3-4 BB	4-3		3	1	0	0	1	1	1	<b>New York Mets @ Chicago Cubs</b> Wrigley Field, Chicago, IL Tue May 23 1972, 3:33 AM CDT Att: 16,285 - Unknown - 63 F										
<b>Ken Boswell, L</b> (1, 4) OBP: 0.247, SLG: 0.205	F8			4-1			SH3-4		3-1	3	0	0	0	0	0	0											
<b>Tommie Agee, R</b> (1, 8) OBP: 0.384, SLG: 0.492	K			P6-3			1B 2-3		5-3	4	0	1	0	0	1	0											
<b>Rusty Staub, L</b> (1, 9) OBP: 0.389, SLG: 0.468		P4-6-3 1B			P4-6-3 1B		1-3 3-H 1B		2B	4	0	4	1	0	0	0											
<b>Cleon Jones, R</b> (1, 7) OBP: 0.345, SLG: 0.365	F3			P4-6-3			P4		P6-3	4	0	0	0	0	5												
<b>Jim Fregosi, R</b> (1, 5) OBP: 0.341, SLG: 0.447	P4-6-3			1-3			1-3			3	0	0	0	0	3												
<b>Ed Kranepool, L</b> (1, 3) OBP: 0.316, SLG: 0.386			G3				F9		SH3-4 1B	3	0	1	0	0	0												
<b>Jerry Grote, R</b> (1, 2) OBP: 0.363, SLG: 0.419			P6-3				1-3		SH3-4	2	0	0	0	0	0												
<b>Gary Gentry, R</b> (1, 1) OBP: 0.105, SLG: 0.105			K				P6-3		K	2	0	0	0	0	1												
<b>John Milner, L</b> (8, PH) OBP: 0.368, SLG: 0.457										1	0	0	0	0	1												
<b>Tug McGraw, R</b> (8, 1) OBP: 0.333, SLG: 0.200										0	0	0	0	0	0												
<b>Inning Stats</b>	R: 0 E: 0 K: 1 S: 5	H: 0 LOB: 0 BB: 0 P: 5	R: 0 E: 0 K: 0 S: 3	H: 1 LOB: 0 BB: 0 P: 3	R: 0 E: 0 K: 1 S: 5	H: 0 LOB: 0 BB: 0 P: 5	R: 0 E: 0 K: 0 S: 3	H: 1 LOB: 0 BB: 0 P: 3	R: 0 E: 0 K: 0 S: 3	H: 0 LOB: 0 BB: 0 P: 3	R: 1 E: 0 K: 0 S: 5	H: 2 LOB: 2 BB: 1 P: 9	R: 0 E: 0 K: 1 S: 6	H: 1 LOB: 1 BB: 0 P: 6	R: 0 E: 0 K: 0 S: 4	H: 1 LOB: 1 BB: 0 P: 4	1B: 5 2B: 1 3B: 0 HR: 0	SF: 0 SAC: 2 DP: 2 HBP: 0	WP: 0 PB: 0 SB: 0 CS: 0	PA: 32							
<b>PITCHER</b>	IP	WLS	BF	H	R	ER	SO	BB	IBB	HBP	BLK	WP	HR	S	P	ERA	WHIP										
<b>Fergie Jenkins, R</b> (1, 1) ERA: 2.91	9.0	W	32	6	1	1	4	1	0	0	0	0	0	39	43	1.00	0.778										

AB	29
R	1
H	6
RBI	1
BB	1
SO	4
LOB	10



Batter	1	2	3	4	5	6	7	8	9	AB	R	H	RBI	BB	SO	LOB	BOTTOM										
<b>Jose Cardenal, R</b> (1, 9) OBP: 0.342, SLG: 0.500	F8	K		F2			5-3			4	0	0	0	0	1	4	<b>New York Mets @ Chicago Cubs</b> Wrigley Field, Chicago, IL Tue May 23 1972, 3:33 AM CDT Att: 16,285 - Unknown - 63 F										
<b>Glenn Beckert, R</b> (1, 4) OBP: 0.279, SLG: 0.323	WP 1B		P4		FC4-6 1B		1-3 1B			4	0	3	0	0	0	0											
<b>Billy Williams, L</b> (1, 7) OBP: 0.314, SLG: 0.403	FC6-4 BB		4-3		FC4-6 1-3		1-3			3	0	0	0	1	0	2											
<b>Rick Monday, L</b> (1, 8) OBP: 0.443, SLG: 0.570	K		F8		1-3		F7			4	0	0	0	0	1	4											
<b>Jim Hickman, R</b> (1, 3) OBP: 0.360, SLG: 0.478	FC6-4			1B BB	6-3				6-3	3	1	0	0	1	0	3											
<b>Carmen Fanzone, R</b> (1, 5) OBP: 0.350, SLG: 0.519		SH1-4 BB 1B		K			5-3		E 1B	4	1	2	0	0	1	1											
<b>Paul Popovich, S</b> (1, 6) OBP: 0.500, SLG: 0.500		SH1-4 BB		1B 1B			FC6-4 1B		E9 CS 2B	3	0	3	1	1	0	0											
<b>Ken Rudolph, R</b> (1, 2) OBP: 0.300, SLG: 0.550		SH1-4		1-2 2-3 1B			FC1-6-4 1B		1B	3	0	2	1	0	0	1											
<b>Fergie Jenkins, R</b> (1, 1) OBP: 0.258, SLG: 0.233	F3			K			1-3 1B		K	4	0	1	0	0	2	5											
<b>Inning Stats</b>	R: 0 E: 0 K: 1 S: 6	H: 1 LOB: 2 BB: 1 P: 10	R: 0 E: 0 K: 1 S: 6	H: 1 LOB: 2 BB: 1 P: 10	R: 0 E: 0 K: 0 S: 3	H: 0 LOB: 0 BB: 0 P: 3	R: 1 E: 0 K: 2 S: 9	H: 2 LOB: 2 BB: 1 P: 13	R: 0 E: 0 K: 0 S: 4	H: 1 LOB: 1 BB: 0 P: 4	R: 0 E: 0 K: 0 S: 4	H: 2 LOB: 2 BB: 0 P: 4	R: 0 E: 0 K: 1 S: 7	H: 3 LOB: 1 BB: 0 P: 7	R: 1 E: 1 K: 1 S: 7	H: 3 LOB: 1 BB: 0 P: 7		1B: 10 2B: 1 3B: 0 HR: 0	SF: 0 SAC: 1 DP: 0 HBP: 0	WP: 1 PB: 0 SB: 0 CS: 1	PA: 36						
<b>PITCHER</b>	IP	WLS	BF	H	R	ER	SO	BB	IBB	HBP	BLK	WP	HR	S	P	ERA	WHIP										
<b>Gary Gentry, R</b> (1, 1) ERA: 2.13	7.0		31	8	1	1	4	3	0	0	0	0	0	36	48	1.29	1.571										
<b>Tug McGraw, L</b> (8, 1) ERA: 0.67	1.0	L	5	3	1	1	1	0	0	0	0	0	0	7	7	9.00	3.000										

AB	32
R	2
H	11
RBI	2
BB	3
SO	5
LOB	20






Batter	1	2	3	4	5	6	7	8	9	AB	R	H	RBI	BB	SO	LOB	TOP					
Willie Mays, R OBP: 0.430, SLG: 0.391	0-0 PB 1B		0-0 5-3		0-0 1-3 1B			4-0 2B BB		3	1	2	0	1	0	0						
Bud Harrelson, S OBP: 0.299, SLG: 0.267	0-3 K		0-3 K		0-0 F8			0-0 1-H 2B		4	0	1	1	0	2	3						
Ken Boswell, L OBP: 0.238, SLG: 0.196	0-0 F8		0-0 4-3		0-0 F9			0-0 F7		4	0	0	0	0	0	2						
Rusty Staub, L OBP: 0.385, SLG: 0.457	4-0 FC6-4 BB			0-0 F7		0-0 P6-3		0-0 4-3		3	0	0	0	1	0	1						
Cleon Jones, R OBP: 0.333, SLG: 0.352	0-0 FC6-4			0-3 K		0-0 5-3			0-0 4-3	4	0	0	0	0	1	2						
Jim Fregosi, R OBP: 0.338, SLG: 0.441		0-0 G3 1B		0-0 4-3			0-0 5-3		0-0 P6-3	4	0	1	0	0	0	0						
Ed Kranepool, L OBP: 0.303, SLG: 0.368		0-0 G3		0-3 K		0-0 F5		0-0 E4 FC6-4		4	0	0	0	0	1	1	AB 33					
Jerry Grote, R OBP: 0.349, SLG: 0.400		0-3 K		0-0 F8		0-0 5-3		0-0 FC6-4		4	0	0	0	0	1	2	R 1					
Buzz Capra, R OBP: 0.500, SLG: 0.333		0-0 G3		0-0 1B						2	0	1	0	0	0	1	H 5					
Chuck Taylor, R OBP: 0.279, SLG: 0.321										0	0	0	0	0	0	0	RBI 1					
Dave Marshall, L OBP: 0.200, SLG: 0.200										0	0	0	0	0	0	0	BB 2					
Jerry Koosman, R OBP: 0.200, SLG: 0.200										0	0	0	0	0	0	0	SO 6					
										0	0	0	0	0	0	0	LOB 12					
<b>Inning Stats</b>	R: 0 E: 0 K: 1 S: 6	H: 1 LOB: 2 BB: 1 P: 10	R: 0 E: 0 K: 1 S: 6	H: 1 LOB: 1 BB: 0 P: 6	R: 0 E: 0 K: 1 S: 5	H: 0 LOB: 0 BB: 0 P: 5	R: 0 E: 0 K: 1 S: 5	H: 0 LOB: 0 BB: 0 P: 5	R: 0 E: 0 K: 1 S: 7	H: 2 LOB: 2 BB: 0 P: 7	R: 0 E: 0 K: 0 S: 3	H: 0 LOB: 0 BB: 0 P: 3	R: 0 E: 0 K: 0 S: 3	H: 0 LOB: 1 BB: 1 P: 3	R: 1 E: 0 K: 1 S: 6	H: 1 LOB: 1 BB: 1 P: 10	R: 0 E: 1 K: 0 S: 4	H: 0 LOB: 1 BB: 0 P: 4	1B: 4 2B: 1 3B: 0 HR: 0	SF: 0 SAC: 0 DP: 0 HBP: 0	WP: 0 PB: 1 SB: 0 CS: 0	PA: 35
<b>PITCHER</b> Burt Hooton, R ERA: 2.56	IP: 9.0 WLS: W BF: 35 H: 5 R: 1 ER: 1 SO: 6 BB: 2 IBB: 0 HBP: 0 BLK: 0 WP: 0 HR: 0 S: 45 P: 53 ERA: 1.00 WHIP: 0.778															<b>PITCHER</b>	IP: 9.0 WLS: W BF: 35 H: 5 R: 1 ER: 1 SO: 6 BB: 2 IBB: 0 HBP: 0 BLK: 0 WP: 0 HR: 0 S: 45 P: 53 ERA: 1.00 WHIP: 0.778					

New York Mets @ Chicago Cubs  
Wrigley Field, Chicago, IL  
Wed May 24, 1972, 3:33 AM CDT  
Att: 15,330 - Sunny

livebaseballscores.com

AB 33  
R 1  
H 5  
RBI 1  
BB 2  
SO 6  
LOB 12




Batter	1	2	3	4	5	6	7	8	9	AB	R	H	RBI	BB	SO	LOB	BOTTOM			
Jose Cardenal, R OBP: 0.347, SLG: 0.554	0-0 F7		0-0 1-H HR		0-0 1-H HR		0-0 E6			4	2	2	4	0	0	0				
Glenn Beckert, R OBP: 0.279, SLG: 0.321	0-0 1B		0-0 F8		0-0 6-3		0-0 1-3			4	0	1	0	0	0	1				
Billy Williams, L OBP: 0.319, SLG: 0.429	0-0 1-3 1B		0-0 6-3		0-0 HR			0-0 L7		4	1	2	1	0	0	0				
Rick Monday, L OBP: 0.429, SLG: 0.546	0-3 K		0-3 K		0-0 G1			0-0 F7		4	0	0	0	0	2	2				
Jim Hickman, R OBP: 0.356, SLG: 0.462	0-3 K			0-0 5-3		0-3 K		4-0 BB		3	0	0	0	1	2	2				
Carmen Fanzone, R OBP: 0.344, SLG: 0.491		0-0 1-3		0-0 5-3		4-0 CS BB		0-0 F7		3	0	0	0	1	0	1				
Paul Popovich, S OBP: 0.385, SLG: 0.364		0-3 K		0-0 P3		0-0 P3-1				3	0	0	0	0	1	1	AB 29			
Ken Rudolph, R OBP: 0.304, SLG: 0.500		0-3 K			4-0 HR BB		0-0 F7			2	1	0	0	1	1	0	R 5			
Burt Hooton, R OBP: 0.143, SLG: 0.053			4-0 HR BB		0-3 K		0-0 5-3			2	1	0	0	1	1	1	H 5			
<b>Inning Stats</b>	R: 0 E: 0 K: 2 S: 9	H: 2 LOB: 2 BB: 0 P: 9	R: 0 E: 0 K: 2 S: 7	H: 0 LOB: 0 BB: 0 P: 7	R: 2 E: 0 K: 1 S: 6	H: 1 LOB: 0 BB: 1 P: 10	R: 0 E: 0 K: 0 S: 3	H: 0 LOB: 0 BB: 0 P: 3	R: 3 E: 0 K: 1 S: 7	H: 2 LOB: 1 BB: 1 P: 11	R: 0 E: 0 K: 1 S: 4	H: 0 LOB: 1 BB: 1 P: 8	R: 0 E: 1 K: 0 S: 4	H: 0 LOB: 1 BB: 0 P: 4	R: 0 E: 0 K: 0 S: 3	H: 0 LOB: 1 BB: 1 P: 7	1B: 2 2B: 0 3B: 0 HR: 3	SF: 0 SAC: 0 DP: 0 HBP: 0	WP: 0 PB: 0 SB: 0 CS: 1	PA: 33
<b>PITCHER</b> Buzz Capra, R ERA: 4.38	IP: 6.0 WLS: L BF: 25 H: 5 R: 5 ER: 5 SO: 7 BB: 3 IBB: 0 HBP: 0 BLK: 0 WP: 0 HR: 3 S: 36 P: 48 ERA: 7.50 WHIP: 1.333															<b>PITCHER</b> Chuck Taylor, R ERA: 3.24	IP: 1.0 WLS: 4 BF: 4 H: 0 R: 0 ER: 0 SO: 0 BB: 0 IBB: 0 HBP: 0 BLK: 0 WP: 0 HR: 4 S: 4 P: 4 ERA: 0.00 WHIP: 0.000			
<b>PITCHER</b> Jerry Koosman, L ERA: 7.25	IP: 1.0 WLS: 4 BF: 4 H: 0 R: 0 ER: 0 SO: 0 BB: 1 IBB: 0 HBP: 0 BLK: 0 WP: 0 HR: 3 S: 7 P: 7 ERA: 0.00 WHIP: 1.000															<b>PITCHER</b>	IP: 1.0 WLS: 4 BF: 4 H: 0 R: 0 ER: 0 SO: 0 BB: 1 IBB: 0 HBP: 0 BLK: 0 WP: 0 HR: 3 S: 7 P: 7 ERA: 0.00 WHIP: 1.000			

New York Mets @ Chicago Cubs  
Wrigley Field, Chicago, IL  
Wed May 24, 1972, 3:33 AM CDT  
Att: 15,330 - Sunny

livebaseballscores.com

AB 29  
R 5  
H 5  
RBI 5  
BB 4  
SO 7  
LOB 8






Batter	1	2	3	4	5	6	7	8	9	10	11	12	13	14	AB	R	H	RBI	BB	SO	LOB	TOP					
<b>Willie Mays, R</b> OBP: 0.430, SLG: 0.386 (1, 8)	5-3		F5 1B			P6-3 SH3-4 BB		F9		K			P6-3		6	0	2	1	1	1	0						
<b>Bud Harrelson, S</b> OBP: 0.301, SLG: 0.277 (1, 6)	P6-3		E5			SH3-4		FC6 1B		4-3			FC3-6 2B		6	0	2	0	0	0	3						
<b>John Milner, L</b> OBP: 0.326, SLG: 0.400 <b>Tommie Agee, R</b> OBP: 0.368, SLG: 0.492 (13, PH) (13, 7)	L8		K			P6-3		FC6 1-2f					FC3-6 IBB		5	0	0	0	0	0	1	4					
<b>Rusty Staub, L</b> OBP: 0.383, SLG: 0.459 (1, 9)		4-3		3-1		F8							FC3-6 1-2f 2-3		6	1	2	0	0	0	3						
<b>Cleon Jones, R</b> OBP: 0.325, SLG: 0.342 (1, 3)	5-3			K			4-3						K		6	0	1	1	0	2	3						
<b>Jim Fregosi, R</b> OBP: 0.331, SLG: 0.435 (1, 5)				P6			P6-3							4-3	6	0	1	0	0	0	1						
<b>Wayne Garrett, L</b> OBP: 0.429, SLG: 0.300 (1, 4)				F7 2B			3-1							F8	5	1	1	0	1	1	1						
<b>Duffy Dyer, R</b> OBP: 0.379, SLG: 0.536 (1, 2)				F8			K								6	1	2	1	0	1	2						
<b>Jon Matlack, L</b> OBP: 0.226 <b>Ed Kranepool, R</b> OBP: 0.304 <b>Chuck Taylor, R</b> OBP: 0.314 <b>Tug McGraw, R</b> OBP: 0.314 <b>Jim Beauchamp, H</b> OBP: 0.314 <b>Jerry Koosman, R</b> OBP: 0.314 (14, PH) (14, 1)				K			K								2	0	0	0	0	0	2	0					
<b>Inning Stats</b>	R: 0 E: 0 K: 0 S: 3	H: 0 LOB: 0 BB: 0 P: 3	R: 0 E: 0 K: 0 S: 4	H: 1 LOB: 1 BB: 0 P: 4	R: 0 E: 1 K: 2 S: 9	H: 1 LOB: 2 BB: 0 P: 9	R: 0 E: 0 K: 1 S: 5	H: 0 LOB: 0 BB: 0 P: 5	R: 0 E: 0 K: 1 S: 5	H: 0 LOB: 0 BB: 0 P: 5	R: 1 E: 0 K: 0 S: 4	H: 2 LOB: 1 BB: 1 P: 8	R: 0 E: 0 K: 1 S: 5	H: 0 LOB: 0 BB: 0 P: 5	R: 0 E: 0 K: 0 S: 3	H: 1 LOB: 0 BB: 0 P: 3	R: 0 E: 0 K: 1 S: 6	H: 1 LOB: 2 BB: 1 P: 10	R: 1 E: 0 K: 0 S: 5	H: 2 LOB: 2 BB: 1 P: 9	1B: 7 2B: 3 3B: 0 HR: 1	SF: 0 SAC: 1 DP: 1 HBP: 0	WP: 0 PB: 0 SB: 0 CS: 1	PA: 56			
<b>PITCHER</b>	IP	WLS	BF	H	R	ER	SO	BB	IBB	HBP	BLK	WP	HR	S	P	ERA	WHIP										
<b>Bill Hands, R</b> ERA: 2.47 (1, 1)	6.0		22	2	0	0	5	1	0	0	0	0	0	31	35	0.00	0.500										
<b>Tom Phoebus, R</b> ERA: 4.87 (7, 1)	3.0		13	4	2	2	1	1	0	0	0	0	1	14	18	6.00	1.667										
<b>Dan McGinn, L</b> ERA: 2.45 (10, 1)	5.0		21	5	1	1	2	1	1	0	0	0	0	23	31	1.80	1.200										

New York Mets @ Chicago Cubs  
Wrigley Field, Chicago, IL  
Thu May 25 1972, 3:33 AM CDT  
Att. 13,725 - Sunny - 69 F


AB 51  
R 3  
H 11  
RBI 3  
BB 4  
SO 8  
LOB 18



Batter	1	2	3	4	5	6	7	8	9	10	11	12	13	14	AB	R	H	RBI	BB	SO	LOB	BOTTOM					
<b>Jose Cardenal, R</b> OBP: 0.336, SLG: 0.529 (1, 9)	6-3		F6			S 2B 1B		FC6-4 1-2f		G6-3 1-2f			K		7	1	1	0	0	1	4						
<b>Glenn Beckert, R</b> OBP: 0.279, SLG: 0.321 (1, 4)	5-3			5-3		2B BB		F8		P4			G3 2B		6	1	1	0	1	0	0						
<b>Billy Williams, L</b> OBP: 0.331, SLG: 0.446 (1, 7)				G3		F8		1B 1B		WP FC6-2 1B			G3 IBB		6	0	3	0	1	0	2						
<b>Carmen Fanzone, R</b> OBP: 0.352, SLG: 0.492 (1, 5)	F2							P4		FC6-2 1-3 IBB			B1		6	0	2	2	1	0	4						
<b>Jim Hickman, R</b> OBP: 0.364, SLG: 0.454 (1, 3)			F8							FC6-2 IBB			G3		4	0	1	0	2	0	3						
<b>Paul Popovich, S</b> OBP: 0.263, SLG: 0.235 (1, 6)		P5				L6				FC6-2 1-2 IBB			P6		6	0	0	0	0	0	9						
<b>Ken Rudolph, R</b> OBP: 0.296, SLG: 0.440 <b>Gene Hiser, L</b> OBP: 0.333, SLG: 0.333 <b>Randy Hundley, R</b> OBP: 0.304, SLG: 0.286 (10, 2)				5-3						FC1-2 1-3 3-H 1B			P4		3	0	0	0	0	0	0						
<b>Rick Monday, L</b> OBP: 0.424, SLG: 0.544 (1, 8)				F7						FC1-2 1-2 1B			P6		6	0	2	0	0	1	0						
<b>Bill Hands, R</b> (1, 1)				6-3						FC1-2-5 FC6-4 1B			F8		1	0	0	0	0	0	0						
<b>Frank Fernandez, R</b> (6, PH)															1	0	0	0	0	0	0						
<b>Tom Phoebus, R</b> (7, 1)															1	0	0	0	0	0	1						
<b>Don Kessinger, S</b> OBP: 0.340, SLG: 0.294 <b>Dan McGinn, L</b> OBP: 0.667, SLG: 1.333 (10, 1)															2	0	1	0	0	0	2						
<b>Inning Stats</b>	R: 0 E: 0 K: 0 S: 4	H: 1 LOB: 1 BB: 0 P: 4	R: 0 E: 0 K: 0 S: 3	H: 0 LOB: 0 BB: 0 P: 3	R: 0 E: 0 K: 0 S: 4	H: 1 LOB: 1 BB: 0 P: 4	R: 0 E: 0 K: 1 S: 5	H: 0 LOB: 0 BB: 0 P: 5	R: 2 E: 0 K: 0 S: 5	H: 2 LOB: 2 BB: 2 P: 13	R: 0 E: 0 K: 0 S: 4	H: 1 LOB: 1 BB: 0 P: 4	R: 0 E: 0 K: 0 S: 5	H: 2 LOB: 2 BB: 0 P: 5	R: 0 E: 0 K: 0 S: 3	H: 1 LOB: 2 BB: 0 P: 4	R: 0 E: 0 K: 0 S: 3	H: 0 LOB: 0 BB: 0 P: 3	R: 0 E: 0 K: 1 S: 6	H: 1 LOB: 2 BB: 0 P: 6	R: 0 E: 0 K: 0 S: 3	H: 0 LOB: 0 BB: 0 P: 3	1B: 6 2B: 3 3B: 2 HR: 0	SF: 0 SAC: 0 DP: 1 HBP: 1	WP: 1 PB: 0 SB: 1 CS: 0	PA: 58	
<b>PITCHER</b>	IP	WLS	BF	H	R	ER	SO	BB	IBB	HBP	BLK	WP	HR	S	P	ERA	WHIP										
<b>Jon Matlack, L</b> ERA: 2.26 (1, 1)	7.0		28	5	2	2	1	1	0	0	0	0	0	28	36	2.57	0.857										
<b>Chuck Taylor, R</b> ERA: 3.06 (8, 1)	1.0		7	3	0	0	0	0	0	1	0	0	0	6	7	0.00	3.000										
<b>Tug McGraw, L</b> ERA: 0.66 (9, 1)	5.0		20	3	0	0	1	0	3	0	0	0	0	19	31	0.00	0.600										
<b>Jerry Koosman, L</b> ERA: 6.94 (14, 1)	1.0		3	0	0	0	0	0	0	0	0	0	0	3	3	0.00	0.000										

New York Mets @ Chicago Cubs  
Wrigley Field, Chicago, IL  
Thu May 25 1972, 3:33 AM CDT  
Att. 13,725 - Sunny - 69 F

AB 52  
R 2  
H 11  
RBI 2  
BB 5  
SO 2  
LOB 28





Batter	1	2	3	4	5	6	7	8	9	AB	R	H	RBI	BB	SO	LOB	TOP			
<b>Bud Harrelson, S</b> OBP: 0.306, SLG: 0.279 (1, 6)	0-0 4-3 1B		0-0 4-3		4-0 5-3-5 BB		0-0 F8			3	1	1	0	1	0	0	<b>New York Mets @ St. Louis Cardinals</b> Busch Stadium, St. Louis, MO Fri May 26 1972, 7:05 PM CDT Att: 21,247 - Unknown <a href="http://livebaseballscorecards.com">livebaseballscorecards.com</a>			
<b>Jim Fregosi, R</b> OBP: 0.329, SLG: 0.438 (1, 5)	0-0 5-3		0-0 L6		0-0 5-3-5		0-0	0-0 2B		4	0	1	0	0	0	2				
<b>Tommie Agee, R</b> OBP: 0.392, SLG: 0.496 (1, 8)	0-0 4-3			0-0 F8	0-0 2B			4-0 BB		3	0	1	0	1	0	1				
<b>Rusty Staub, L</b> OBP: 0.386, SLG: 0.460 (1, 9)	0-0 1B			0-0 1B	0-0 P6			0-0 F7		4	1	2	1	0	0	3				
<b>Cleon Jones, R</b> OBP: 0.323, SLG: 0.339 (1, 3)	0-3 K			0-0 1B	0-0 F9			0-0 F2		4	0	1	0	0	1	3				
<b>John Milner, L</b> OBP: 0.319, SLG: 0.386 (1, 7)		0-3 K		0-0 E3	0-0 G6-3			0-3 K		4	0	1	0	0	2	3				
<b>Wayne Garrett, L</b> OBP: 0.333, SLG: 0.214 (1, 4)		0-0 F8		0-0 P6	0-0 G6-3			0-0 4-3		4	0	0	0	0	0	3				
<b>Jerry Grote, R</b> OBP: 0.345, SLG: 0.394 (1, 2)		0-3 K		0-0 1B	0-0 6-3			0-0 6-3		4	0	1	0	0	1	0				
<b>Tom Seaver, R</b> OBP: 0.125, SLG: 0.167 (1, 1)			0-3 K	0-0 4-3				0-0 P6		3	0	0	0	0	2	3				
<b>Ray Sadecki, L</b> OBP: 0.200, SLG: 0.200 (8, 1)										0	0	0	0	0	0	0				
<b>Dave Marshall, L</b> (9, PH)										1	0	0	0	0	0	0				
<b>Inning Stats</b>	R: 1 E: 0 K: 1 S: 7	H: 2 LOB: 1 BB: 0 P: 7	R: 0 E: 0 K: 2 S: 7	H: 0 LOB: 0 BB: 0 P: 7	R: 0 E: 0 K: 1 S: 5	H: 0 LOB: 0 BB: 0 P: 5	R: 1 E: 1 K: 0 S: 7	H: 3 LOB: 3 BB: 1 P: 7	R: 0 E: 0 K: 0 S: 3	H: 1 LOB: 1 BB: 1 P: 7	R: 0 E: 0 K: 1 S: 5	H: 0 LOB: 0 BB: 0 P: 5	R: 0 E: 0 K: 1 S: 6	H: 1 LOB: 2 BB: 1 P: 10	R: 0 E: 0 K: 0 S: 3	H: 0 LOB: 0 BB: 0 P: 3	1B: 6 2B: 3 3B: 0 HR: 0	SF: 0 SAC: 0 DP: 2 HBP: 0	WP: 0 PB: 0 SB: 0 CS: 0	PA: 36
<b>PITCHER</b> <b>Rick Wise, R</b> ERA: 3.1 (1, 1)	IP: 9.0 WLS: W BF: 36 H: 8 R: 2 ER: 1 SO: 6 BB: 2 IBB: 0 HBP: 0 BLK: 0 WP: 0 HR: 0 S: 46 P: 54 ERA: 1.00 WHIP: 1.111															<b>PITCHER</b>				

Batter	1	2	3	4	5	6	7	8	9	AB	R	H	RBI	BB	SO	LOB	BOTTOM			
<b>Lou Brock, L</b> OBP: 0.341, SLG: 0.373 (1, 7)	0-0 4-3			0-0 4-3		0-0 6-3				4	0	1	0	0	0	0	<b>New York Mets @ St. Louis Cardinals</b> Busch Stadium, St. Louis, MO Fri May 26 1972, 7:05 PM CDT Att: 21,247 - Unknown <a href="http://livebaseballscorecards.com">livebaseballscorecards.com</a>			
<b>Ted Sizemore, R</b> OBP: 0.317, SLG: 0.331 (1, 4)	4-0 1B	0-0 F8		0-0 L6			0-0 F7			3	1	0	0	1	0	1				
<b>Matty Alou, L</b> OBP: 0.368, SLG: 0.394 (1, 3)	0-0 1B	0-3 K		0-0 F9			0-0 F9			4	0	1	0	0	1	1				
<b>Joe Torre, R</b> OBP: 0.423, SLG: 0.552 (1, 5)	0-0 FC6-4		0-0 E6	0-0 HR			0-0 HR			4	3	2	2	0	0	1				
<b>Ted Simmons, S</b> OBP: 0.319, SLG: 0.441 (1, 2)	4-0 1B		0-0 1B	0-0 1B			0-0 HR			3	2	3	2	1	0	0				
<b>Bernie Carbo, L</b> OBP: 0.351, SLG: 0.178 (1, 9)	4-0 1B		0-0 4-3	0-0 F8			0-0 F8			3	0	0	0	1	0	3				
<b>Luis Melendez, R</b> OBP: 0.247, SLG: 0.338 (1, 8)	0-0 1B		0-0 F8	0-0 5-3			0-0 F8			4	0	1	2	0	0	3				
<b>Daf Maxvill, R</b> OBP: 0.222, SLG: 0.108 (1, 6)	0-0 F9		0-0 4-3	0-0 4-3			0-0 4-3			4	0	0	0	0	0	4				
<b>Rick Wise, R</b> OBP: 0.241, SLG: 0.250 (1, 1)		0-0 F8		0-0 F9		0-3 K		0-0 F8		4	0	0	0	0	1	0				
<b>Inning Stats</b>	R: 3 E: 0 K: 0 S: 5	H: 2 LOB: 2 BB: 3 P: 17	R: 0 E: 0 K: 1 S: 6	H: 1 LOB: 1 BB: 0 P: 6	R: 0 E: 1 K: 0 S: 5	H: 1 LOB: 2 BB: 0 P: 5	R: 0 E: 0 K: 0 S: 3	H: 0 LOB: 0 BB: 0 P: 3	R: 1 E: 0 K: 0 S: 5	H: 2 LOB: 1 BB: 0 P: 5	R: 0 E: 0 K: 1 S: 5	H: 0 LOB: 0 BB: 0 P: 5	R: 2 E: 0 K: 0 S: 5	H: 2 LOB: 0 BB: 0 P: 5	R: 0 E: 0 K: 0 S: 3	H: 0 LOB: 0 BB: 0 P: 3	1B: 5 2B: 1 3B: 0 HR: 2	SF: 0 SAC: 0 DP: 0 HBP: 0	WP: 0 PB: 0 SB: 0 CS: 0	PA: 36
<b>PITCHER</b> <b>Tom Seaver, R</b> ERA: 3.0 (1, 1)	IP: 7.0 WLS: L BF: 33 H: 8 R: 6 ER: 6 SO: 2 BB: 3 IBB: 0 HBP: 0 BLK: 0 WP: 0 HR: 2 S: 34 P: 46 ERA: 7.71 WHIP: 1.571															<b>PITCHER</b>				
<b>Ray Sadecki, L</b> ERA: 5.4 (8, 1)	IP: 1.0 WLS: 3 BF: 0 H: 0 R: 0 ER: 0 SO: 0 BB: 0 IBB: 0 HBP: 0 BLK: 0 WP: 0 HR: 3 S: 3 P: 3 ERA: 0.00 WHIP: 0.000															<b>PITCHER</b>				



Batter	1	2	3	4	5	6	7	8	9	AB	R	H	RBI	BB	SO	LOB	TOP					
<b>Bud Harrelson, S</b> OBP: 0.302, SLG: 0.271 (1, 6)	1-3			F8			FC5-2 1B	E3		4	0	0	0	1	0	5	<b>New York Mets @ St. Louis Cardinals</b> Busch Stadium, St. Louis, MO Sat May 27 1972, 7:05 PM CDT Att: 27,739 - Unknown					
<b>Jim Fregosi, R</b> OBP: 0.317, SLG: 0.421 (1, 5)	F7			F8	K		K	F8		5	0	0	0	0	2	9						
<b>Tommie Agee, R</b> OBP: 0.399, SLG: 0.500 (1, 8)					K				F8	5	0	3	2	0	1	3						
<b>Rusty Staub, L</b> OBP: 0.380, SLG: 0.448 (1, 9)	CS	4-3		4-3		G3			F8	4	0	0	0	1	0	1						
<b>Cleon Jones, R</b> OBP: 0.318, SLG: 0.341 (1, 3)										5	1	1	0	0	0	3						
<b>John Milner, L</b> OBP: 0.314, SLG: 0.362 (1, 7)										3	1	0	0	1	0	0						
<b>Wayne Garrett, L</b> OBP: 0.409, SLG: 0.353 (1, 4)				P4						3	0	2	0	1	0	0						
<b>Jerry Grote, R</b> OBP: 0.360, SLG: 0.402 (1, 2)				4-3						3	1	2	2	1	0	0						
<b>Jim McAndrew, R</b> (1, 1)				L4						2	1	0	0	0	0	2						
<b>Inning Stats</b>	R: 0 E: 0 K: 0 S: 3	H: 1 LOB: 0 BB: 0 P: 3	R: 0 E: 0 K: 0 S: 3	H: 0 LOB: 0 BB: 0 P: 3	R: 0 E: 0 K: 0 S: 3	H: 0 LOB: 0 BB: 0 P: 3	R: 0 E: 0 K: 0 S: 4	H: 1 LOB: 1 BB: 0 P: 4	R: 2 E: 0 K: 2 S: 10	H: 3 LOB: 3 BB: 2 P: 18	R: 0 E: 0 K: 0 S: 3	H: 0 LOB: 0 BB: 0 P: 3	R: 2 E: 0 K: 1 S: 7	H: 2 LOB: 3 BB: 2 P: 16	R: 0 E: 1 K: 0 S: 5	H: 1 LOB: 3 BB: 1 P: 9	R: 0 E: 0 K: 0 S: 3	H: 0 LOB: 0 BB: 0 P: 3	1B: 6 2B: 2 3B: 0 HR: 0	SF: 0 SAC: 1 DP: 0 HBP: 1	WP: 0 PB: 0 SB: 0 CS: 1	PA: 42
<b>PITCHER</b>	IP	WLS	BF	H	R	ER	SO	BB	IBB	HBP	BLK	WP	HR	S	P	ERA	WHIP					
<b>Al Santorini, R</b> ERA: 5.46 (1, 1)	6.0	L	26	6	4	4	2	2	1	0	0	0	0	5	6	6.00	1.333					
<b>Tony Cloninger, R</b> ERA: 3.65 (7, 1)	0.2		4	1	0	0	1	0	0	1	0	0	0	5	6	0.00	1.500					
<b>Charlie Hudson, L</b> ERA: (7, 1)	0.1		2	0	0	0	0	1	0	0	0	0	0	1	5	0.00	3.000					
<b>Moe Drabowsky, R</b> ERA: 2.61 (8, 1)	2.0		9	1	0	0	0	1	0	0	0	0	0	8	12	0.00	1.000					

Batter	1	2	3	4	5	6	7	8	9	AB	R	H	RBI	BB	SO	LOB	BOTTOM				
<b>Lou Brock, L</b> OBP: 0.333, SLG: 0.364 (1, 7)	F8		F7		L5			1-3		4	0	0	0	0	0	1	<b>New York Mets @ St. Louis Cardinals</b> Busch Stadium, St. Louis, MO Sat May 27 1972, 7:05 PM CDT Att: 27,739 - Unknown				
<b>Ted Sizemore, R</b> OBP: 0.322, SLG: 0.336 (1, 4)	6-3		K			5-3 1B				4	1	2	0	0	1	0					
<b>Matty Alou, L</b> OBP: 0.365, SLG: 0.389 (1, 3)			G3			6-3		K		4	0	1	0	0	1	2					
<b>Joe Torre, R</b> OBP: 0.412, SLG: 0.536 (1, 5)	F9			6-3		5-3		K		4	0	0	0	0	1	3					
<b>Ted Simmons, S</b> OBP: 0.318, SLG: 0.436 (1, 2)			F9	P4					3-1	4	0	1	1	0	0	0					
<b>Bernie Carbo, L</b> OBP: 0.344, SLG: 0.184 (1, 9)			BB	3-1		K			L4	4	0	1	0	0	1	1					
<b>Luis Melendez, R</b> OBP: 0.247, SLG: 0.324 (1, 8)					P4			F8		3	0	0	0	1	0	0					
<b>Dal Maxvill, R</b> OBP: 0.213, SLG: 0.103 (1, 6)					F9					2	0	0	0	0	0	2					
<b>Ed Crosby, L</b> OBP: 0.296, SLG: 0.262 (7, PH) (8, 6)								P2		1	0	0	0	0	0	0					
<b>Al Santorini, R</b> OBP: 0.250, SLG: 0.143 (1, 1)										2	0	1	0	0	1	2					
<b>Tony Cloninger, R</b> (7, 1)										0	0	0	0	0	0	0					
<b>Charlie Hudson, L</b> (7, 1)										0	0	0	0	0	0	0					
<b>Mike Fiore, L</b> OBP: 0.273, SLG: 0.111 (7, PH)										1	0	0	0	0	0	0					
<b>Moe Drabowsky, R</b> (8, 1)										0	0	0	0	0	0	0					
<b>Inning Stats</b>	R: 0 E: 0 K: 0 S: 4	H: 1 LOB: 2 BB: 1 P: 10	R: 0 E: 0 K: 1 S: 5	H: 0 LOB: 0 BB: 0 P: 5	R: 0 E: 0 K: 0 S: 3	H: 0 LOB: 0 BB: 0 P: 3	R: 0 E: 0 K: 0 S: 4	H: 1 LOB: 1 BB: 0 P: 4	R: 1 E: 0 K: 1 S: 7	H: 2 LOB: 1 BB: 0 P: 7	R: 0 E: 0 K: 0 S: 3	H: 0 LOB: 0 BB: 0 P: 3	R: 0 E: 0 K: 2 S: 8	H: 1 LOB: 1 BB: 0 P: 8	R: 0 E: 0 K: 0 S: 3	H: 0 LOB: 0 BB: 0 P: 3	1B: 6 2B: 0 3B: 0 HR: 0	SF: 0 SAC: 0 DP: 0 HBP: 0	WP: 0 PB: 0 SB: 0 CS: 0	PA: 34	
<b>PITCHER</b>	IP	WLS	BF	H	R	ER	SO	BB	IBB	HBP	BLK	WP	HR	S	P	ERA	WHIP				
<b>Jim McAndrew, R</b> ERA: 2.67 (1, 1)	9.0	W	34	6	1	1	5	1	0	0	0	0	0	43	47	1.00	0.778				

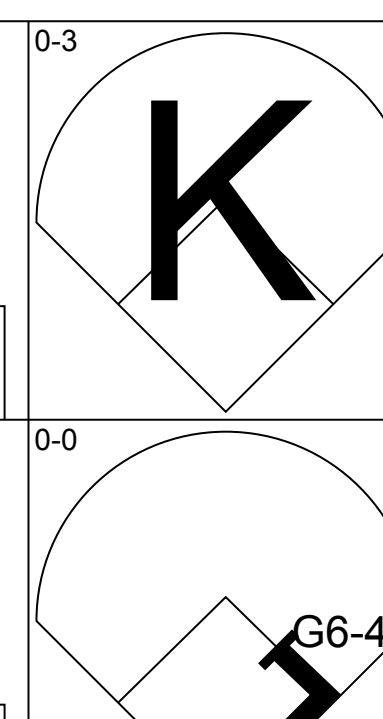
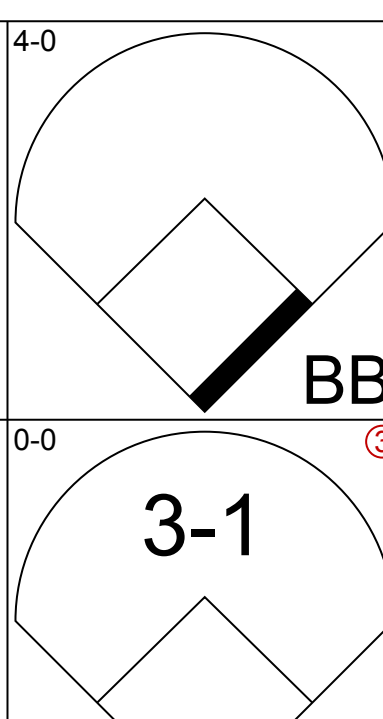
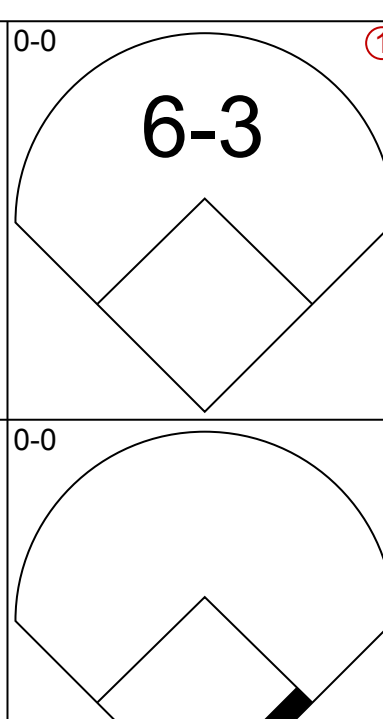
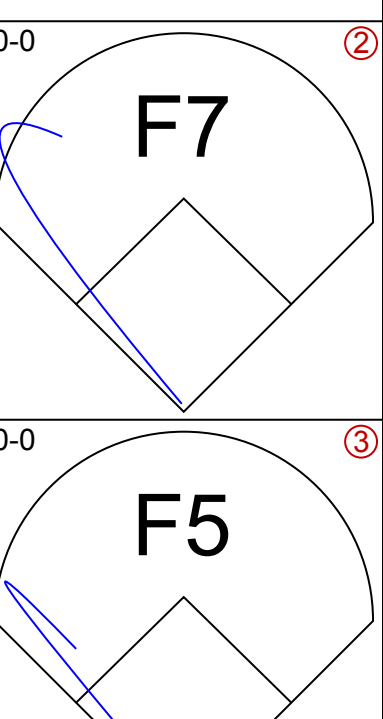
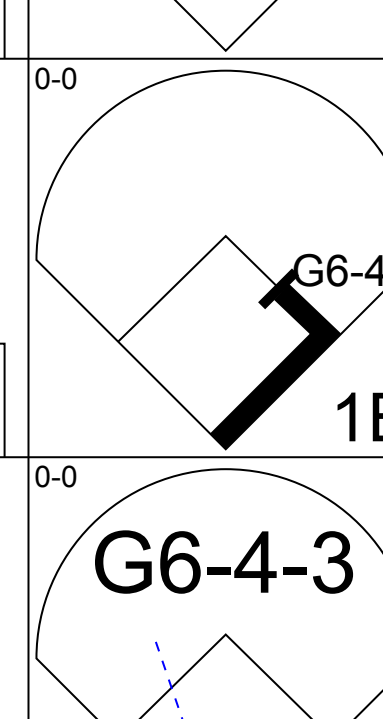
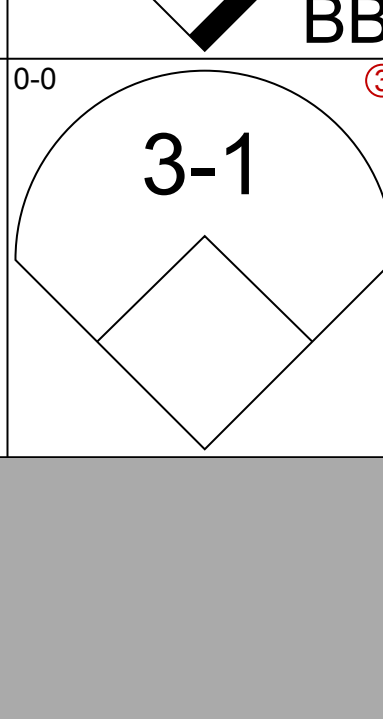
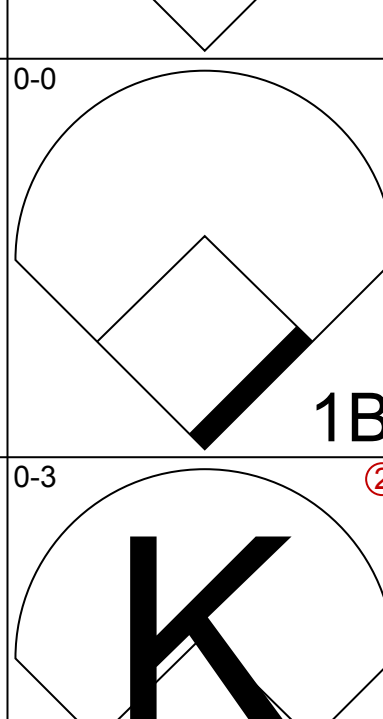
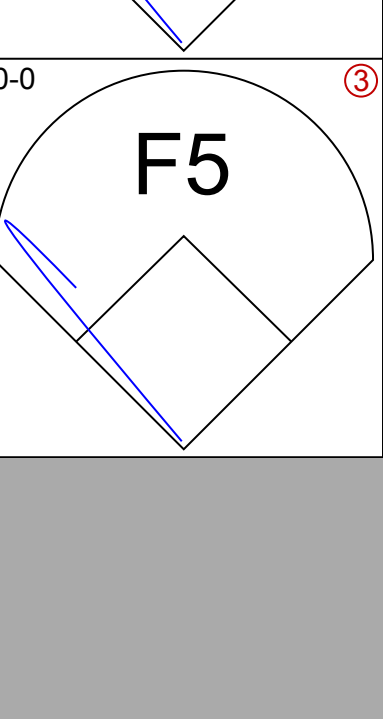
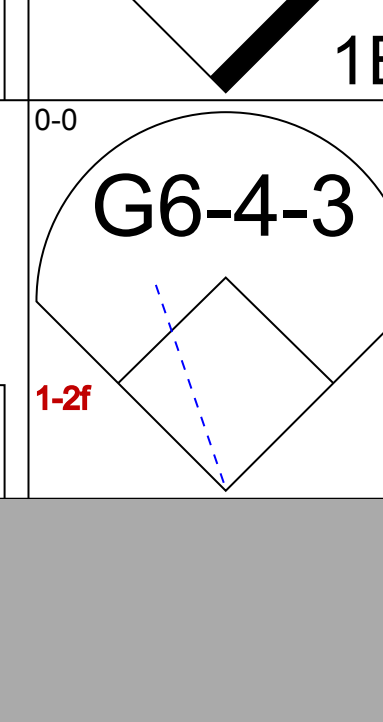
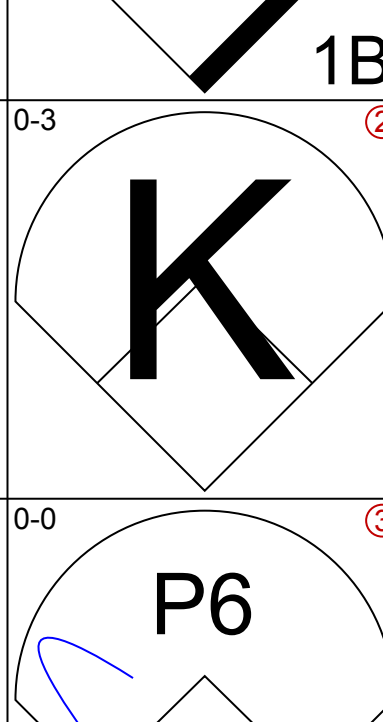
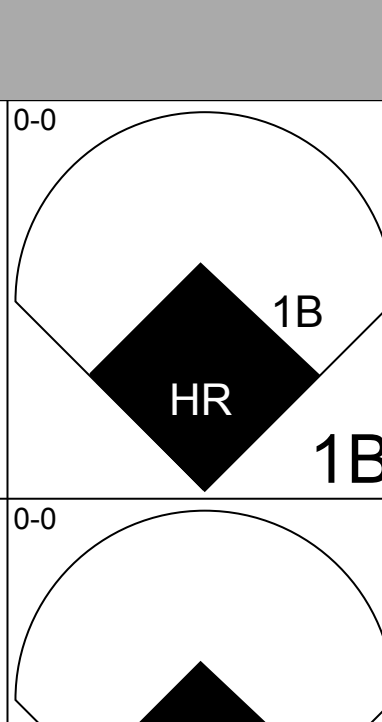
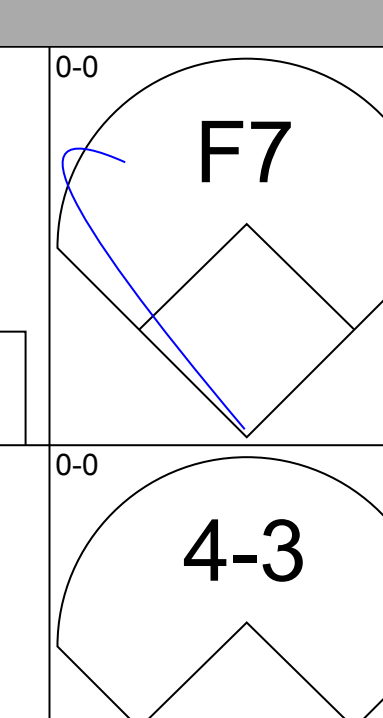
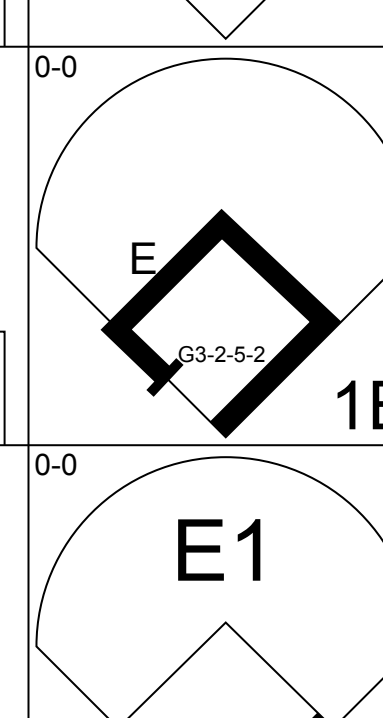
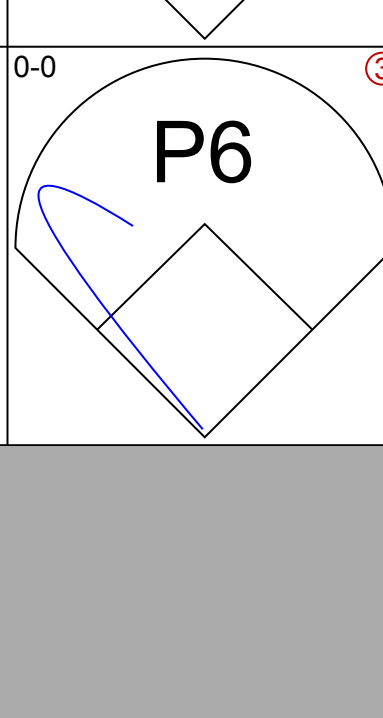
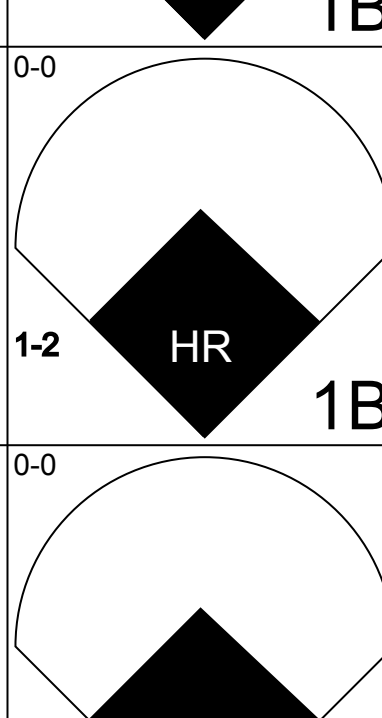
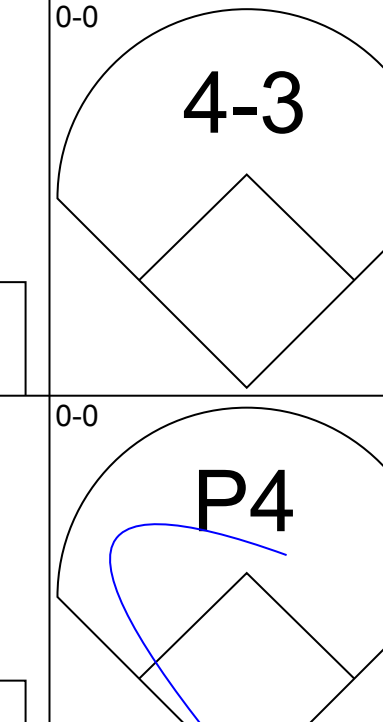
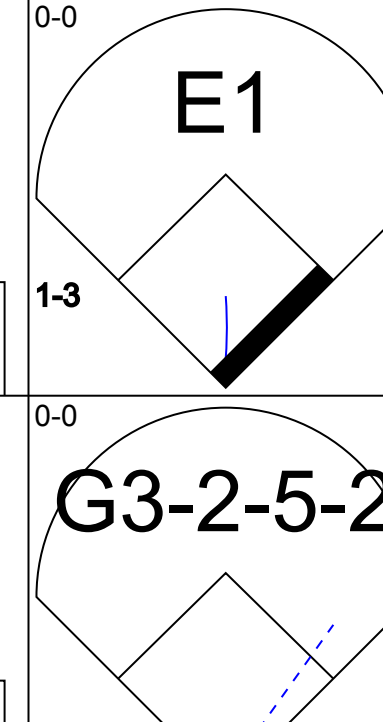
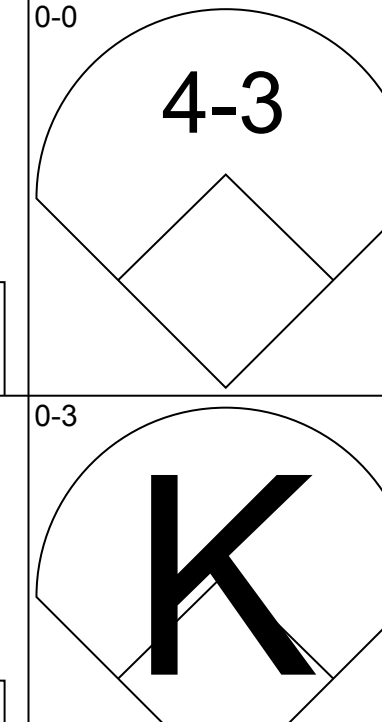
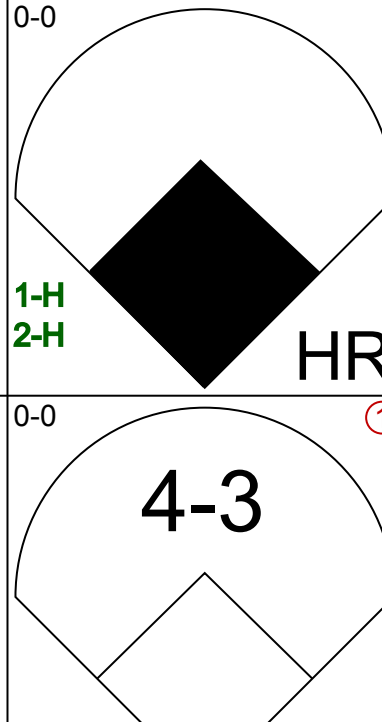
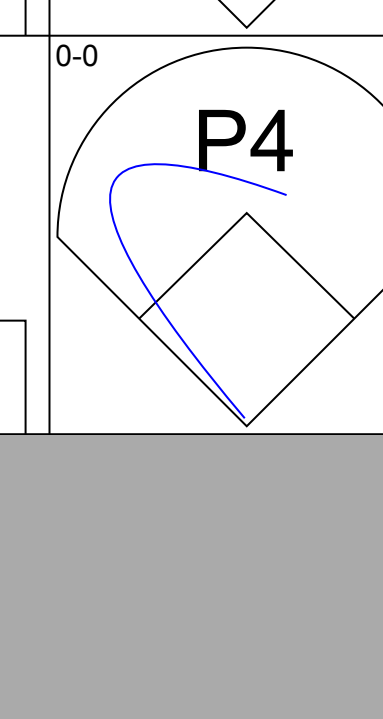
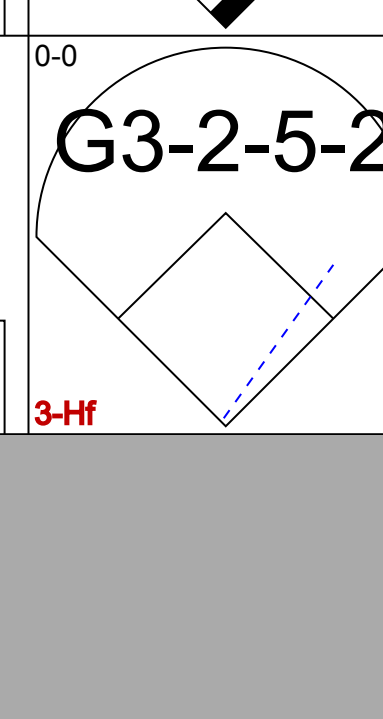
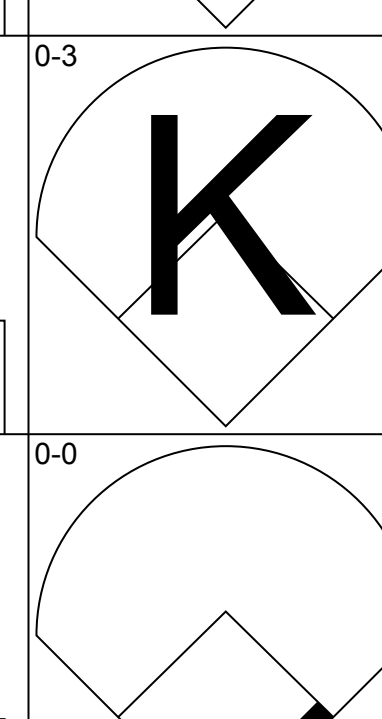
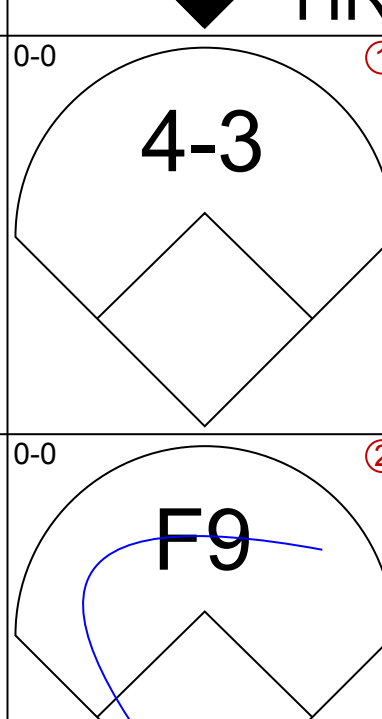
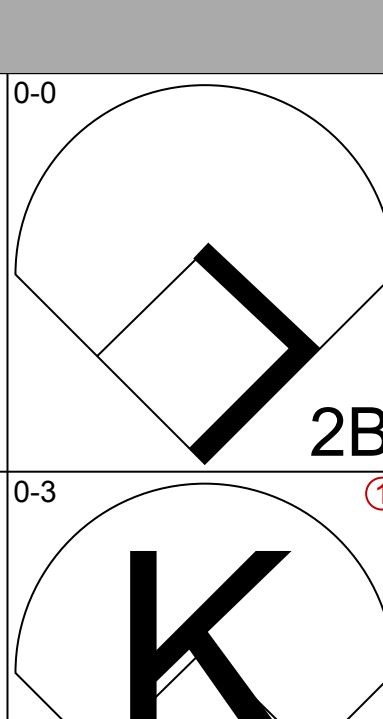
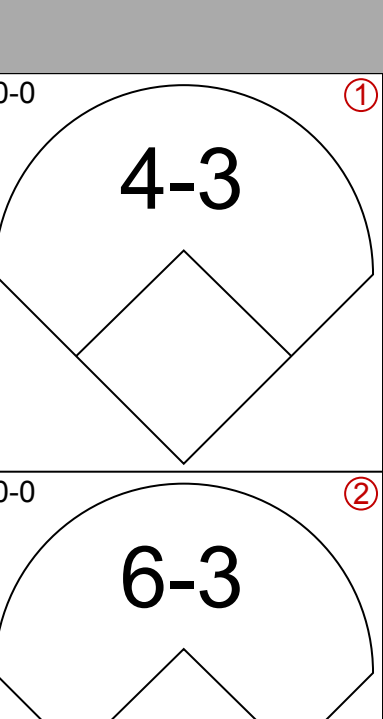
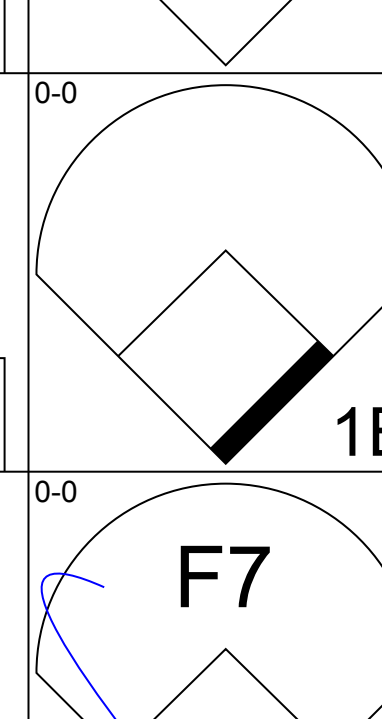
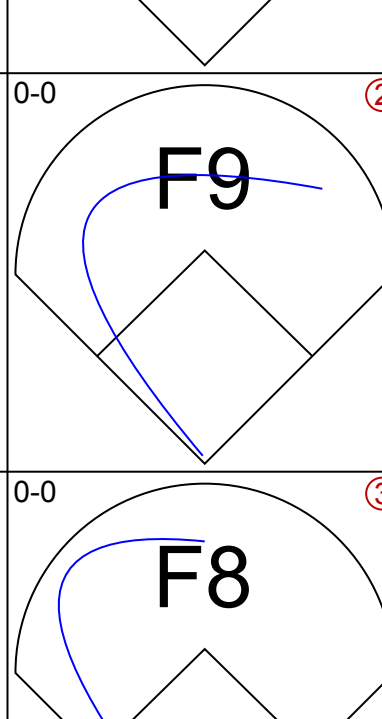
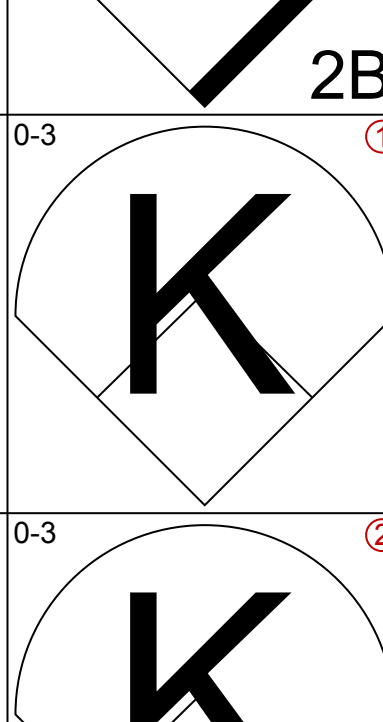
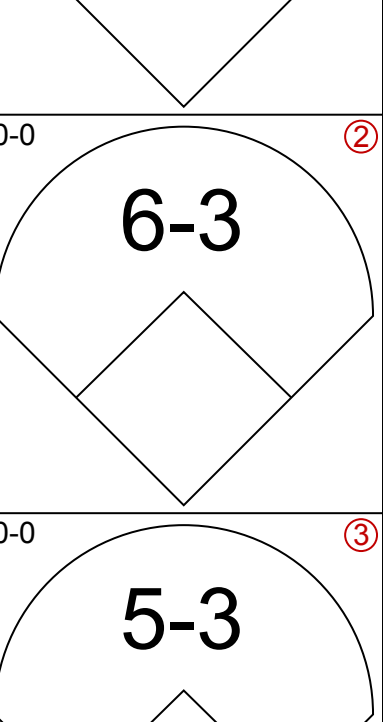
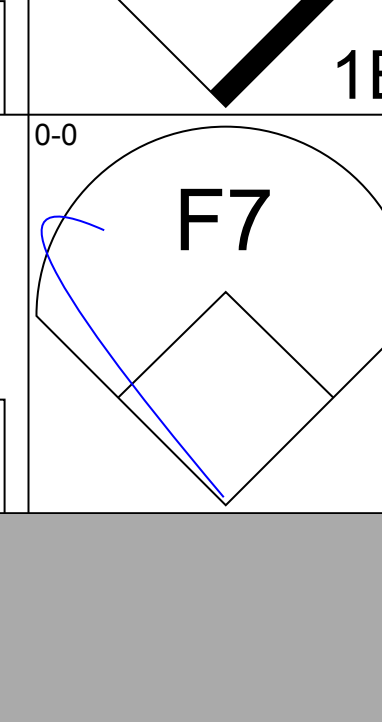
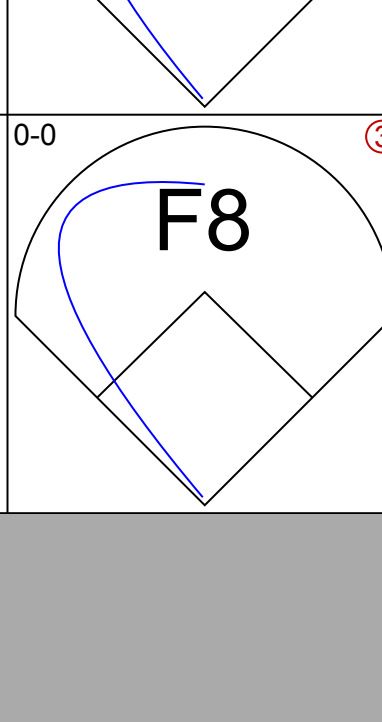
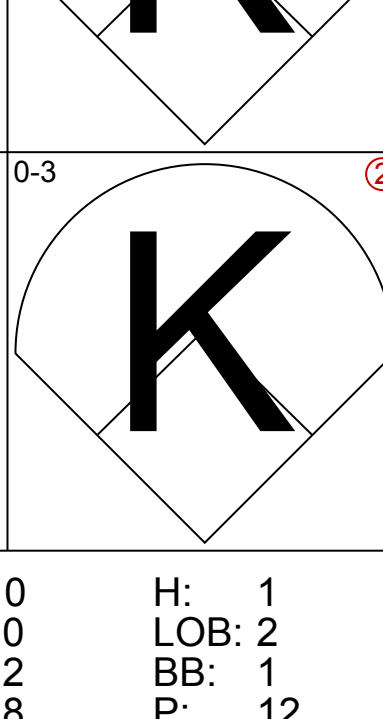
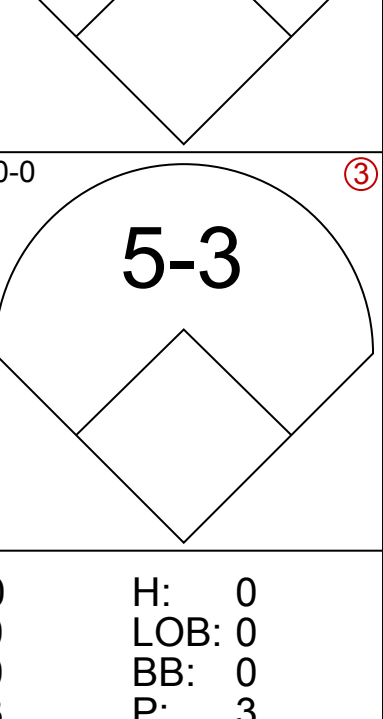
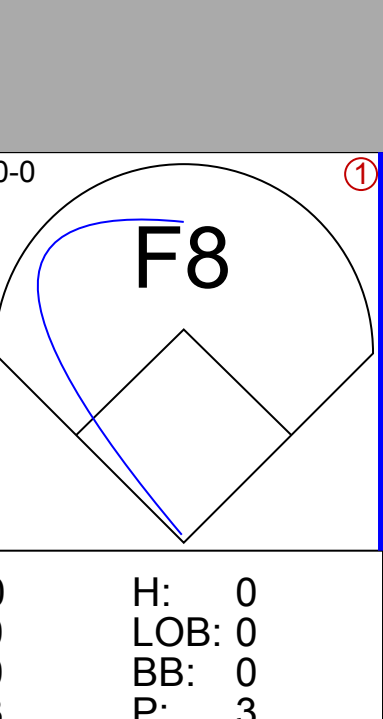
AB	34
R	4
H	8
RBI	4
BB	5
SO	3
LOB	23



AB	33
R	1
H	6
RBI	1
BB	1
SO	5
LOB	11

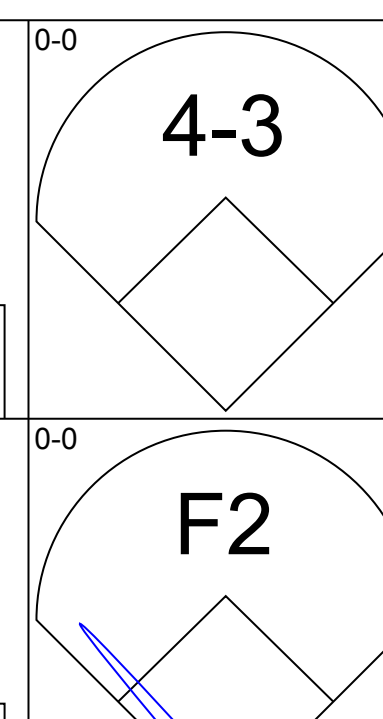
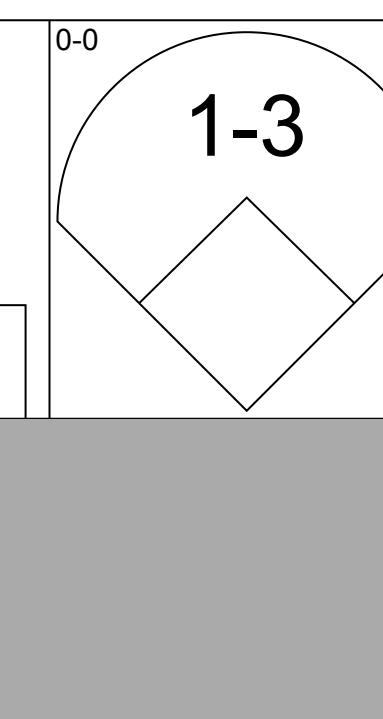
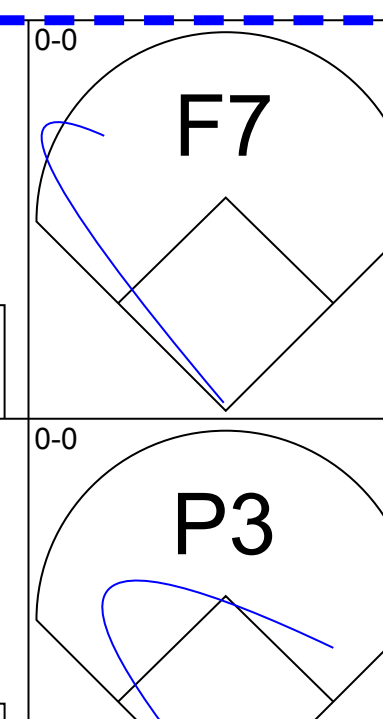
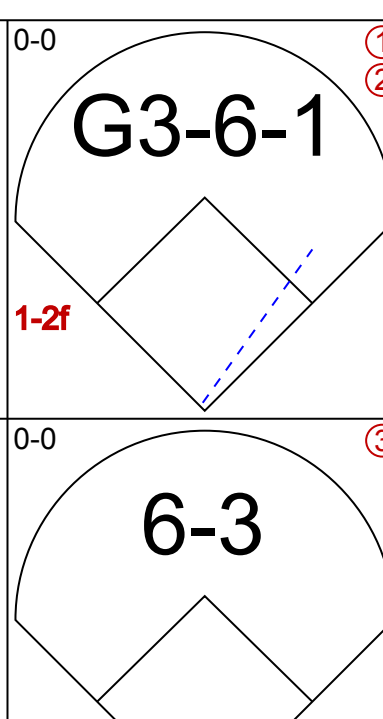

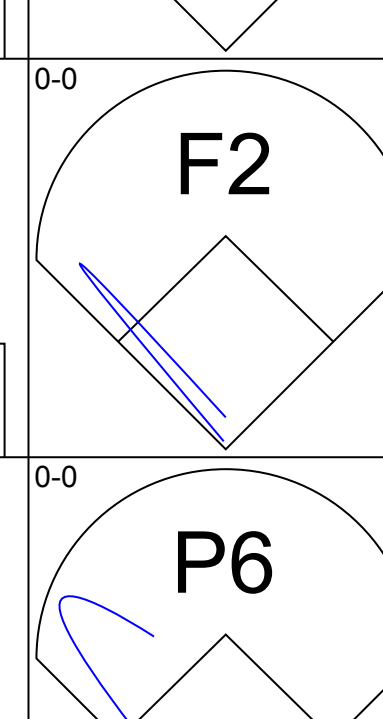
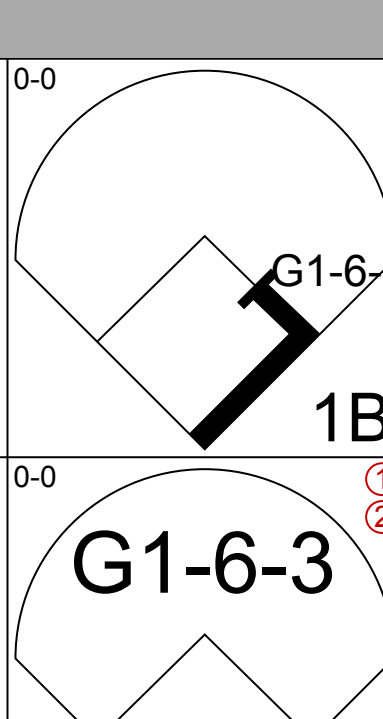
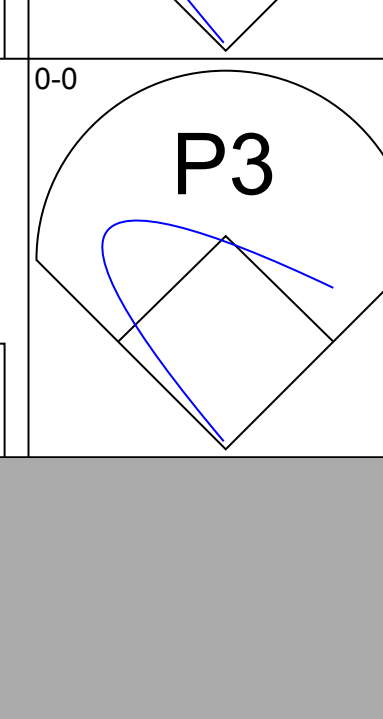
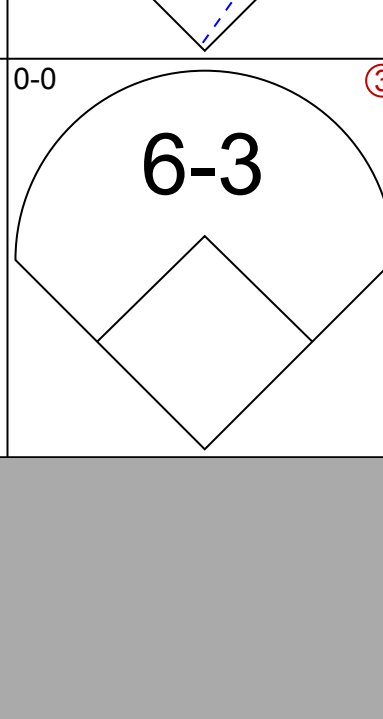
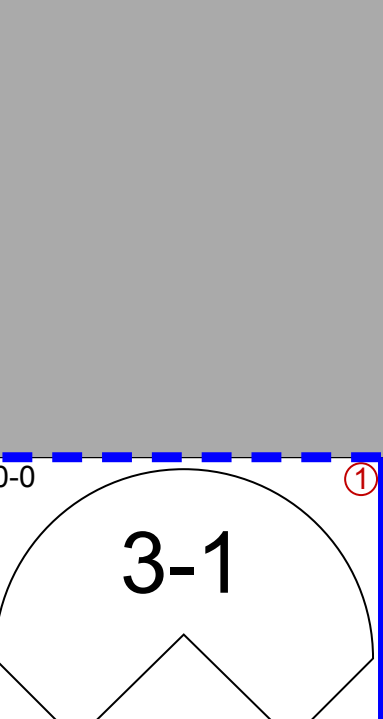
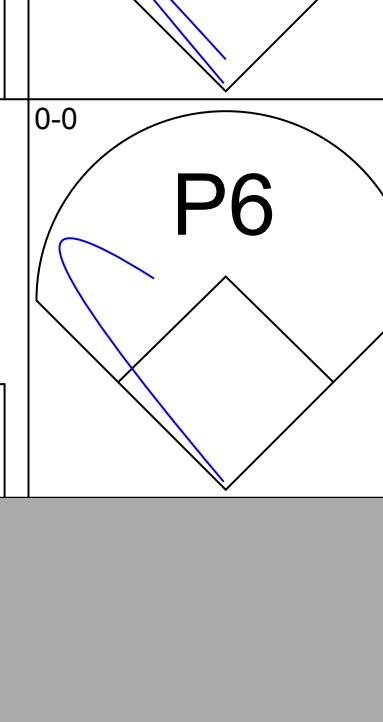
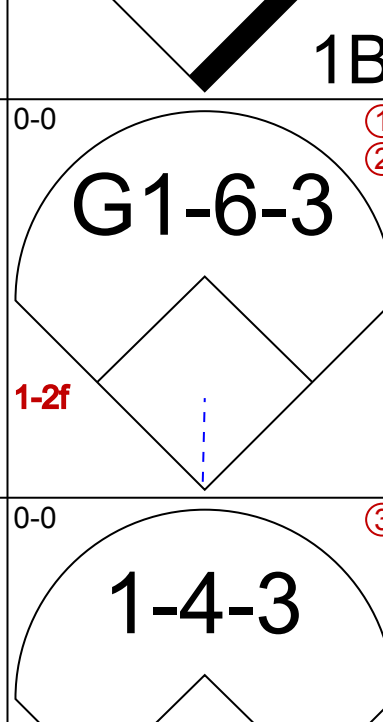
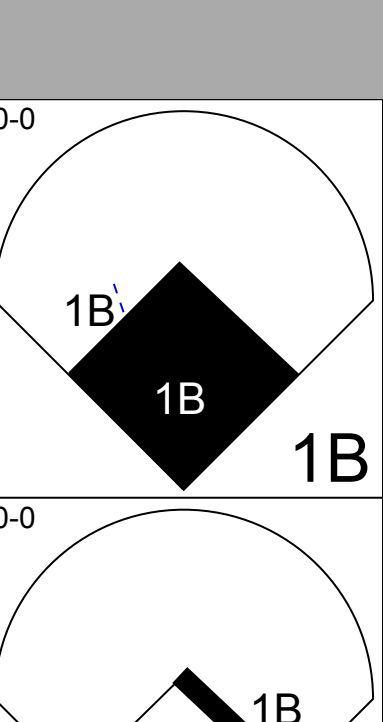
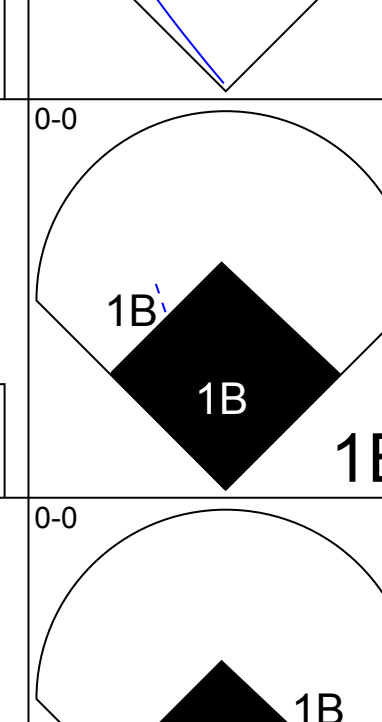
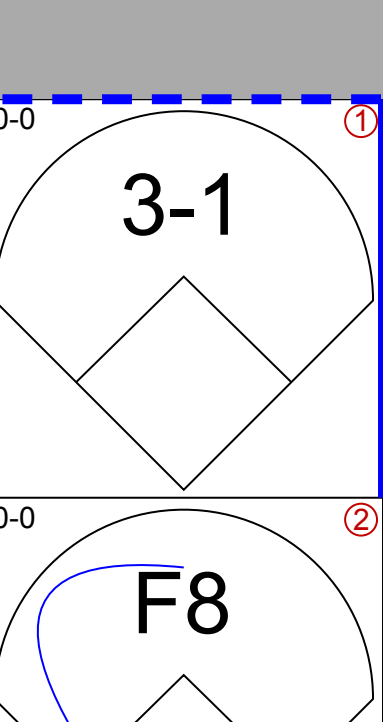
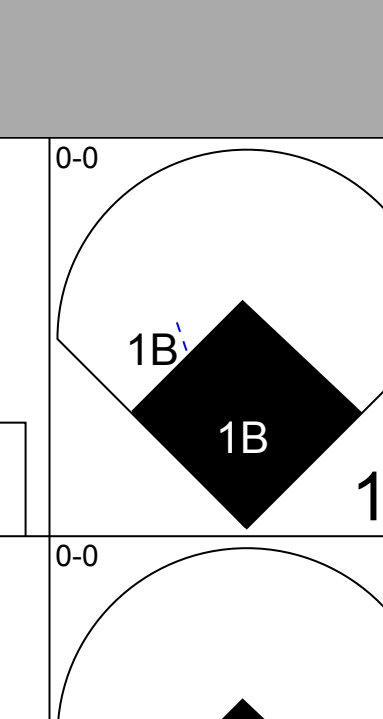
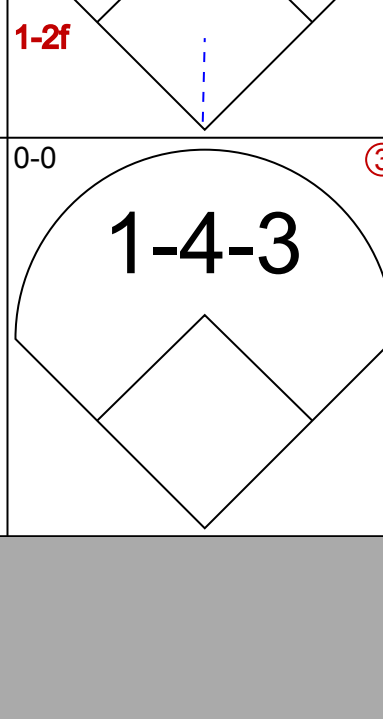
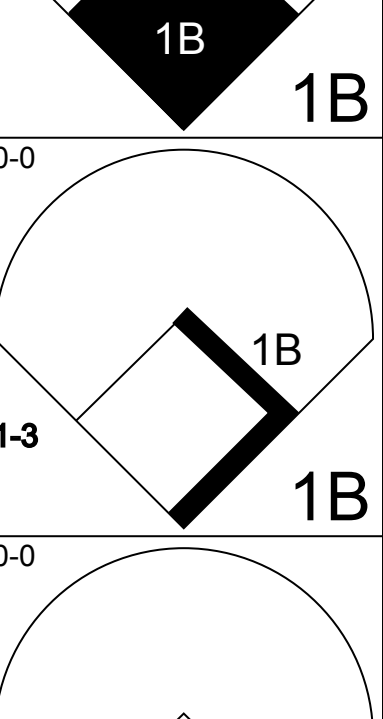
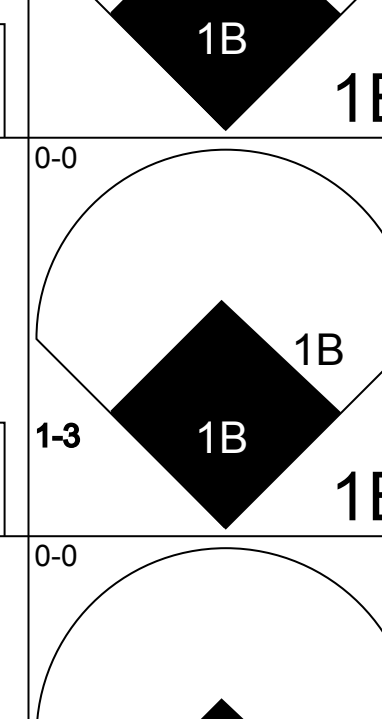
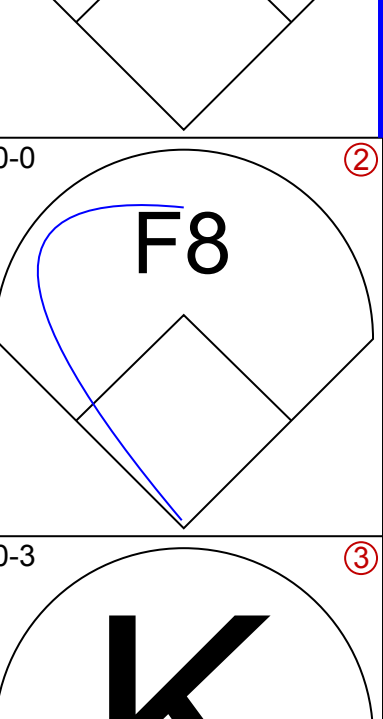
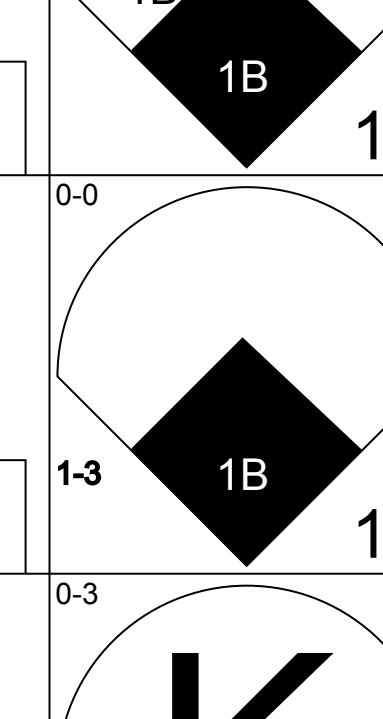
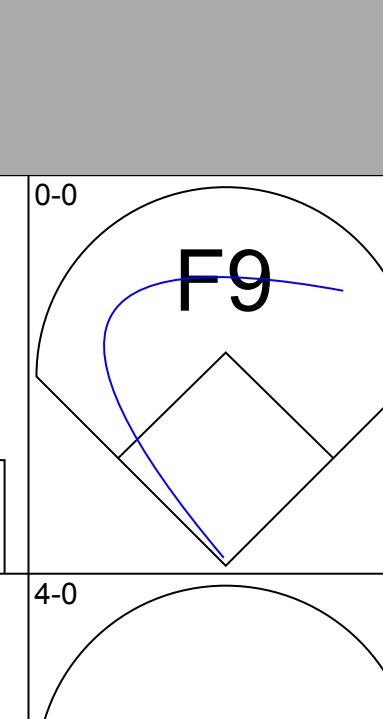
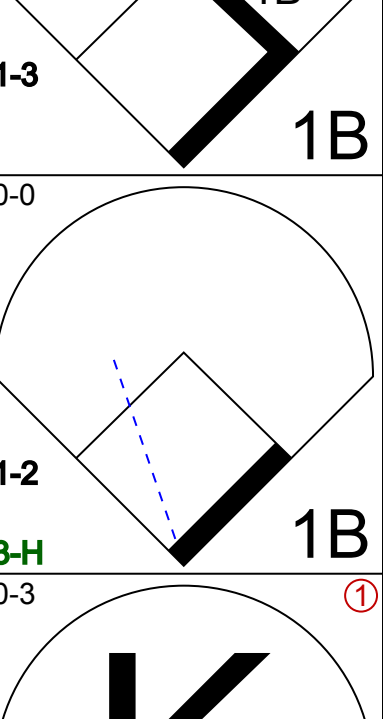
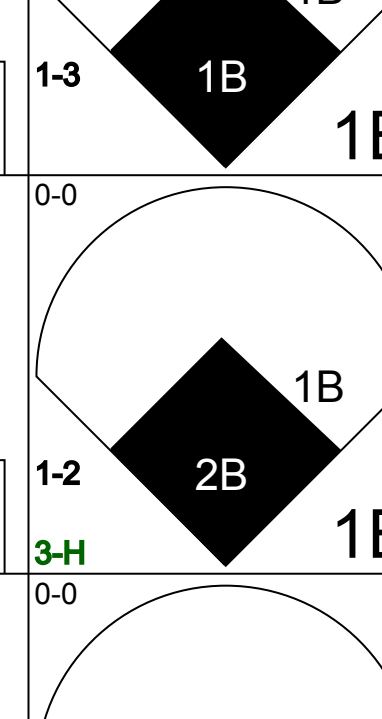
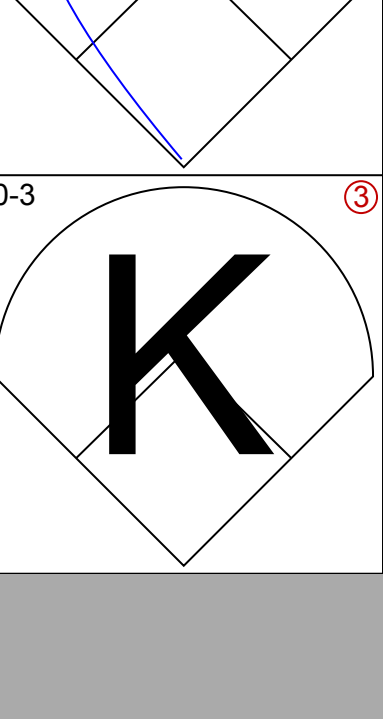
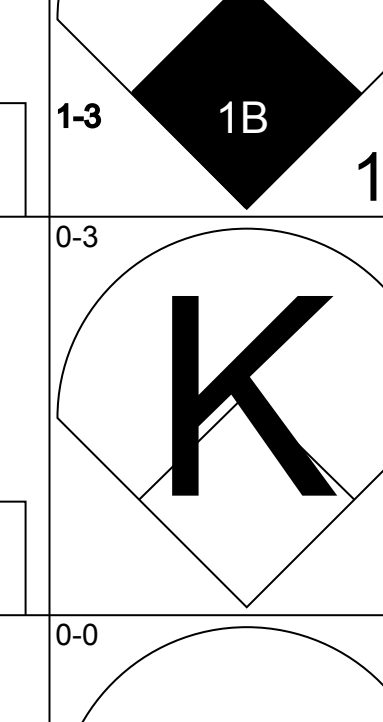
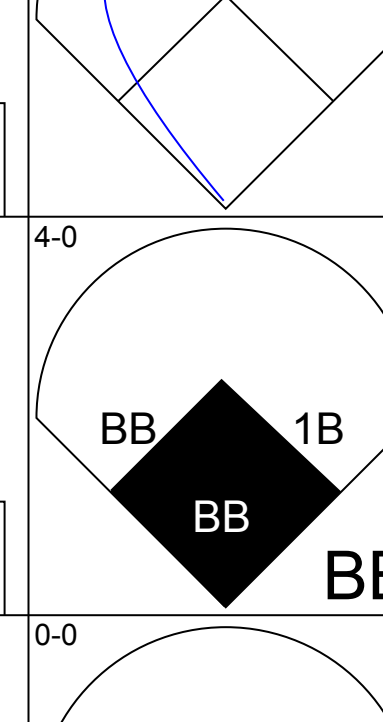
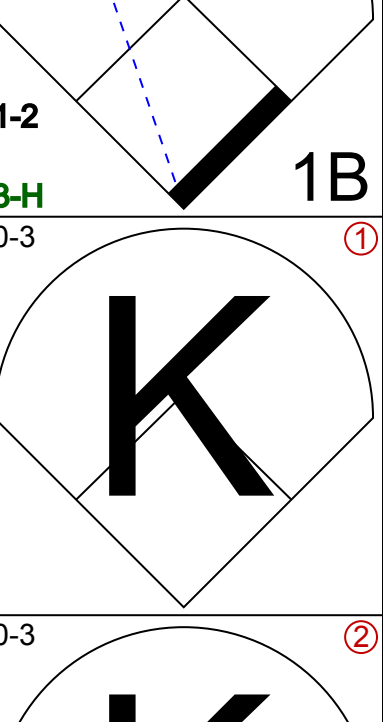
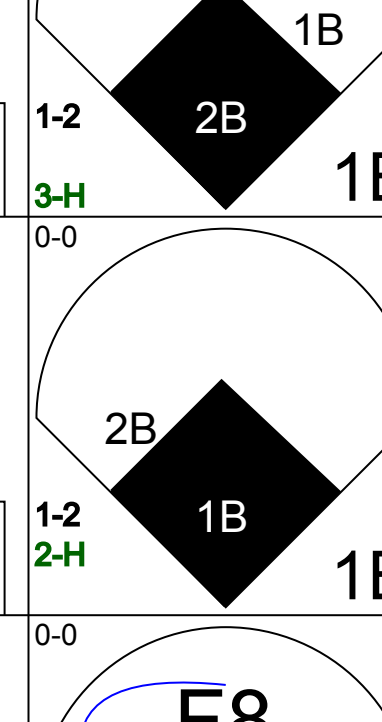
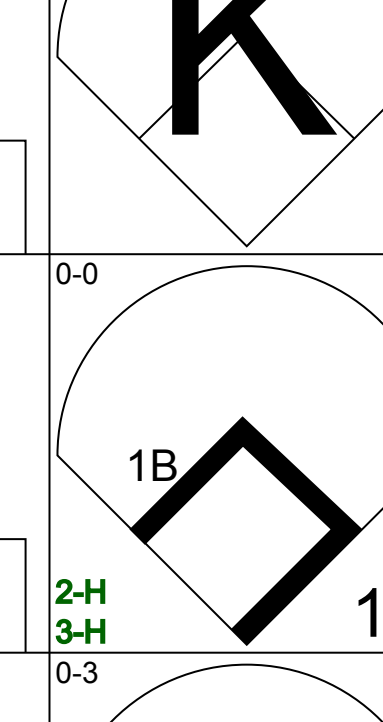
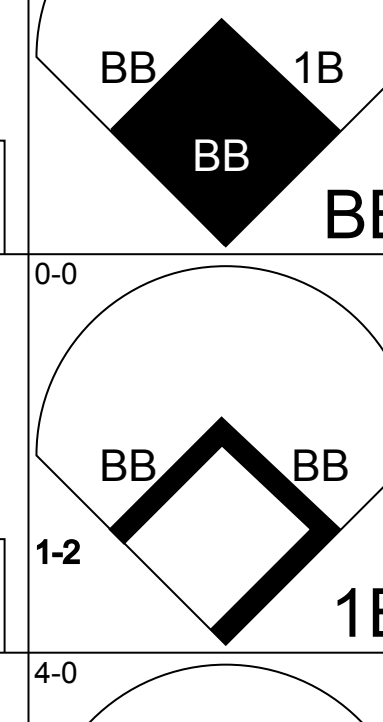
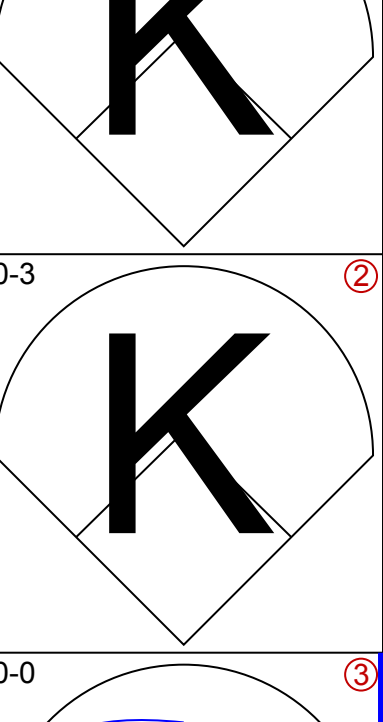
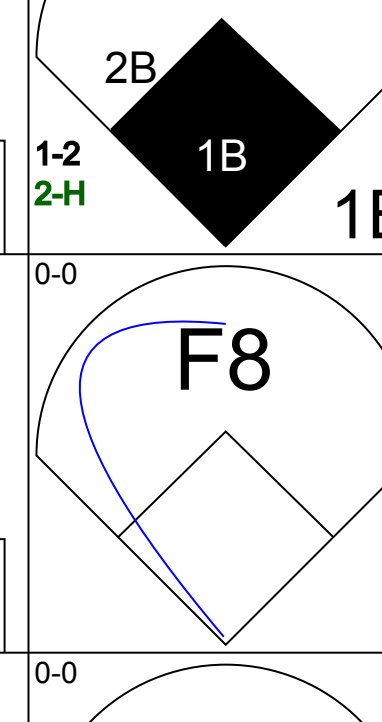
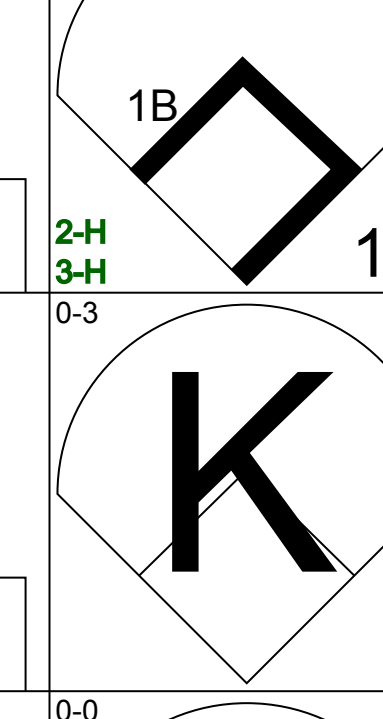
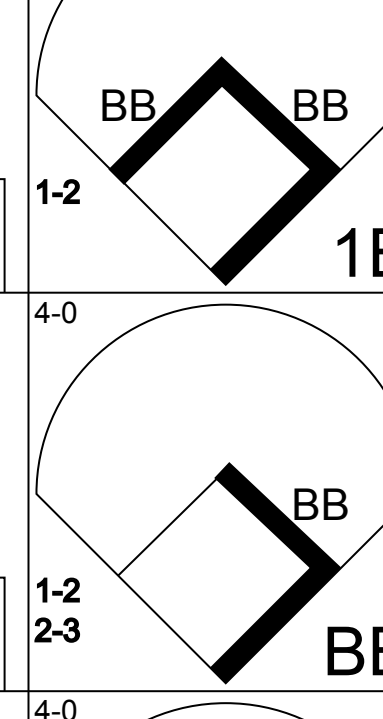
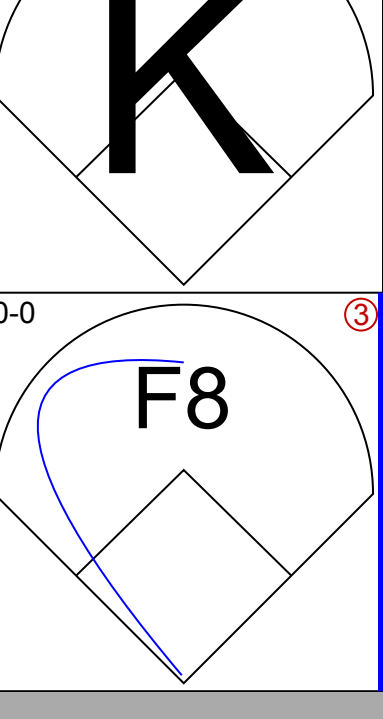
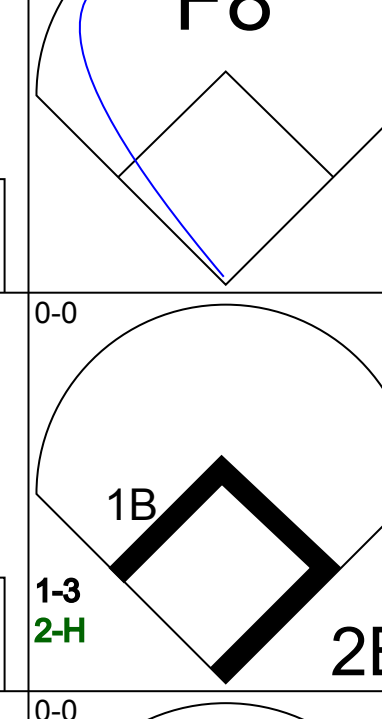
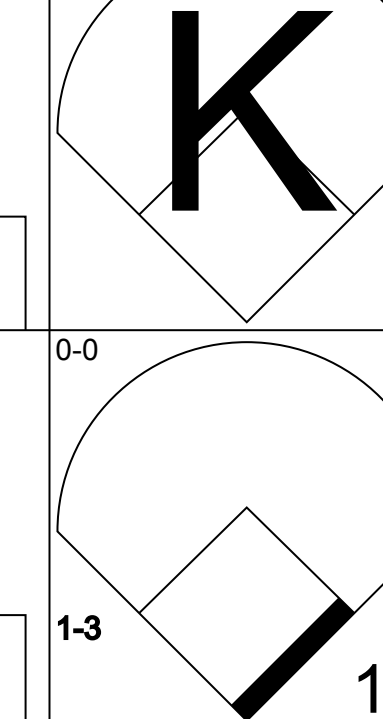
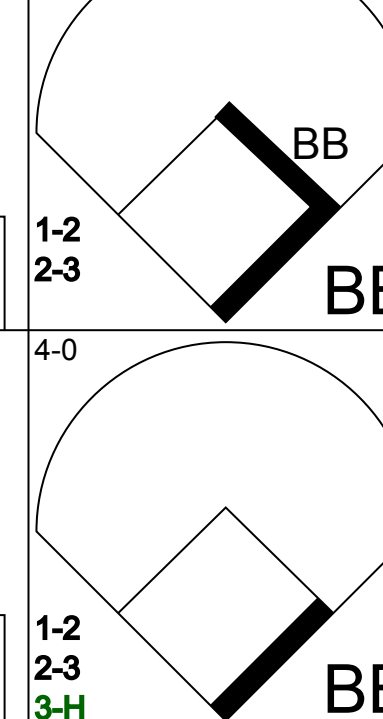
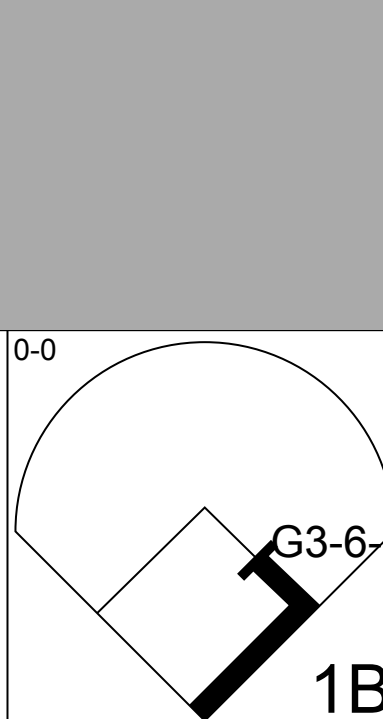





Batter	1	2	3	4	5	6	7	8	9	AB	R	H	RBI	BB	SO	LOB	TOP								
Ted Martinez, R OBP: 0.295, SLG: 0.390 (1, 6)										3	0	0	0	1	1	0	<b>New York Mets @ St. Louis Cardinals</b> Busch Stadium, St. Louis, MO Sun May 28 1972, 3:33 AM CDT Att: 14,690 - Unknown								
Ken Boswell, L OBP: 0.248, SLG: 0.208 (1, 4)										4	0	2	0	0	0	2									
Tommie Agee, R OBP: 0.395, SLG: 0.492 (1, 8)										4	1	1	0	0	2	2									
Rusty Staub, L OBP: 0.383, SLG: 0.449 (1, 9)										4	1	2	0	0	0	1									
John Milner, L OBP: 0.309, SLG: 0.412 (1, 7)										4	1	1	3	0	0	1									
Wayne Garrett, L OBP: 0.346, SLG: 0.286 (1, 5)										4	0	0	0	0	1	2									
Ed Kranepool, L OBP: 0.308, SLG: 0.380 (1, 3)										4	0	2	0	0	0	0									
Duffy Dyer, R OBP: 0.333, SLG: 0.469 (1, 2)										4	0	0	0	0	1	2									
Gary Gentry, R OBP: 0.100, SLG: 0.100 Chuck Taylor, R (4, 1)										1	0	0	0	0	1	1									
Jerry Koosman, R OBP: 0.200, SLG: 0.200 Dave Marshall, L (8, FH) Danny Frisella, L (8, 1)										1	0	0	0	0	0	0									
<b>Inning Stats</b>	R: 0 E: 0 K: 1 S: 5	H: 1 LOB: 0 BB: 0 P: 5	R: 0 E: 0 K: 0 S: 3	H: 0 LOB: 0 BB: 0 P: 3	R: 0 E: 0 K: 2 S: 8	H: 1 LOB: 2 BB: 1 P: 12	R: 0 E: 1 K: 1 S: 6	H: 1 LOB: 1 BB: 0 P: 6	R: 0 E: 0 K: 0 S: 3	H: 0 LOB: 0 BB: 0 P: 3	R: 0 E: 0 K: 1 S: 6	H: 1 LOB: 1 BB: 0 P: 6	R: 0 E: 0 K: 1 S: 6	H: 1 LOB: 1 BB: 0 P: 6	R: 0 E: 0 K: 0 S: 3	H: 0 LOB: 0 BB: 0 P: 3	R: 3 E: 0 K: 0 S: 6	H: 3 LOB: 0 BB: 0 P: 6	1B: 6 2B: 2 3B: 0 HR: 1	SF: 0 SAC: 0 DP: 2 HBP: 0	WP: 0 PB: 0 SB: 0 CS: 0	PA: 35			
<b>PITCHER</b> Reggie Cleveland, R ERA: 4.14 (1, 1)	IP: 9.0 WLS: W BF: 35 H: 8 R: 3 ER: 3 SO: 6 BB: 1 IBB: 0 HBP: 0 BLK: 0 WP: 0 HR: 1 S: 46 P: 50 ERA: 3.00 WHIP: 1.000																								

AB	34
R	3
H	8
RBI	3
BB	1
SO	6
LOB	11



Batter	1	2	3	4	5	6	7	8	9	AB	R	H	RBI	BB	SO	LOB	BOTTOM						
Lou Brock, L OBP: 0.324, SLG: 0.353 (1, 7)										5	0	0	0	0	1	8	<b>New York Mets @ St. Louis Cardinals</b> Busch Stadium, St. Louis, MO Sun May 28 1972, 3:33 AM CDT Att: 14,690 - Unknown						
Ted Sizemore, R OBP: 0.318, SLG: 0.331 (1, 4)										5	0	1	0	0	0	5							
Matty Alou, L OBP: 0.366, SLG: 0.390 Mike Fiore, L OBP: 0.273, SLG: 0.111 (1, 3) (9, 3)										5	2	2	0	0	0	1							
Joe Torre, R OBP: 0.418, SLG: 0.538 (1, 5)										5	2	3	0	0	0	0							
Ted Simmons, S OBP: 0.327, SLG: 0.441 (1, 2)										5	2	3	2	0	1	0							
Bernie Carbo, L OBP: 0.354, SLG: 0.192 (1, 9)										3	2	1	1	1	2	4							
Luis Melendez, R OBP: 0.259, SLG: 0.333 (1, 8)										4	0	2	2	0	1	4							
Ed Crosby, L OBP: 0.297, SLG: 0.257 Dal Maxvill, R OBP: 0.229, SLG: 0.150 (1, 6) (6, 6)										2	0	0	0	1	1	3							
Reggie Cleveland, R OBP: 0.217, SLG: 0.182 (1, 1)										3	0	3	2	1	0	0							
<b>Inning Stats</b>	R: 0 E: 0 K: 0 S: 3	H: 0 LOB: 0 BB: 0 P: 3	R: 2 E: 0 K: 2 S: 11	H: 4 LOB: 2 BB: 0 P: 11	R: 0 E: 0 K: 0 S: 3	H: 1 LOB: 0 BB: 0 P: 3	R: 1 E: 0 K: 2 S: 10	H: 3 LOB: 2 BB: 0 P: 10	R: 0 E: 0 K: 0 S: 3	H: 1 LOB: 0 BB: 0 P: 3	R: 4 E: 0 K: 1 S: 11	H: 6 LOB: 2 BB: 0 P: 11	R: 0 E: 0 K: 1 S: 5	H: 0 LOB: 0 BB: 0 P: 5	1B: 15 2B: 1 3B: 0 HR: 0	SF: 0 SAC: 0 DP: 2 HBP: 0		WP: 0 PB: 0 SB: 0 CS: 0	PA: 41				
<b>PITCHER</b> Gary Gentry, R ERA: 2.47 Chuck Taylor, R ERA: 4.79 Jerry Koosman, L ERA: 6.75 Danny Frisella, R ERA: 0.77 (1, 1) (4, 1) (7, 1) (8, 1)	IP: 3.1 WLS: L BF: 18 H: 10 R: 5 ER: 5 SO: 2 BB: 0 IBB: 0 HBP: 0 BLK: 0 WP: 0 HR: 0 S: 22 P: 22 ERA: 15.00 WHIP: 3.333																						





Batter	1	2	3	4	5	6	7	8	9	AB	R	H	RBI	BB	SO	LOB	TOP											
<b>Bud Harrelson, S</b> OBP: 0.311, SLG: 0.267 (1, 6)	G3 WP BB		F7				6-3		HR BB	2	2	0	0	3	0	0	<b>New York Mets @ St. Louis Cardinals</b> Busch Stadium, St. Louis, MO Mon May 29, 1972, 3:33 AM CDT Att: 11,717 - Unknown <a href="http://livebaseballscorecards.com">livebaseballscorecards.com</a>											
<b>Ken Boswell, L</b> OBP: 0.245, SLG: 0.238 <b>Ted Martinez, R</b> OBP: 0.295, SLG: 0.390 (1, 4) (9, 4)	G3		K				1-3		HR	5	1	1	3	0	1	2												
<b>Tommie Agee, R</b> OBP: 0.401, SLG: 0.504 (1, 8) (9, 7)	K		HR	1B			4-3		BB HBP	5	2	3	1	0	1	1												
<b>Rusty Staub, L</b> OBP: 0.390, SLG: 0.467 (1, 9)	P6		HR						L3	3	1	1	2	1	0	1												
<b>John Milner, L</b> OBP: 0.339, SLG: 0.404 <b>Willie Mays, R</b> OBP: 0.436, SLG: 0.386 (1, 7) (9, PH) (9, 8)		HBP BB	F8						HR	1	0	0	0	2	0	0												
<b>Jim Fregosi, R</b> OBP: 0.313, SLG: 0.409 (1, 5)	K			5-3			P4		BB	4	0	0	0	1	2	5												
<b>Ed Kranepool, L</b> OBP: 0.306, SLG: 0.368 <b>Jim Beauchamp, R</b> OBP: 0.207, SLG: 0.179 (1, 3) (9, PH) (9, 3)	K			F2			G4-6-3 BB		F2	3	0	0	0	1	1	2												
<b>Jerry Grote, R</b> OBP: 0.361, SLG: 0.396 (1, 2)				6-3			G4-6-3		HR	4	1	1	0	0	0	4												
<b>Buzz Capra, R</b> OBP: 0.400, SLG: 0.250 <b>Tug McGraw, R</b> OBP: 0.250, SLG: 0.143 <b>Dave Marshall, L</b> <b>Jerry Koosman, R</b> OBP: 0.200, SLG: 0.200 (1, 1) (6, 1) (9, PH) (9, 1)	1-3						F9		P6	3	0	0	0	0	0	2												
<b>Inning Stats</b>	R: 0 E: 0 K: 1 S: 5	H: 0 LOB: 1 BB: 1 P: 9	R: 0 E: 0 K: 2 S: 7	H: 0 LOB: 2 BB: 1 P: 12	R: 2 E: 0 K: 1 S: 7	H: 2 LOB: 0 BB: 0 P: 7	R: 0 E: 0 K: 0 S: 3	H: 0 LOB: 0 BB: 0 P: 3	R: 1 E: 0 K: 0 S: 4	H: 1 LOB: 3 BB: 2 P: 13	R: 0 E: 0 K: 0 S: 2	H: 0 LOB: 0 BB: 1 P: 6	R: 0 E: 0 K: 0 S: 3	H: 0 LOB: 1 BB: 1 P: 9	R: 0 E: 0 K: 1 S: 5	H: 0 LOB: 1 BB: 1 P: 9		R: 4 E: 0 K: 0 S: 6	H: 3 LOB: 3 BB: 3 P: 19	1B: 3 2B: 1 3B: 0 HR: 2	SF: 0 SAC: 0 DP: 1 HBP: 3	WP: 1 PB: 1 SB: 1 CS: 0	PA: 44					
<b>PITCHER</b>	IP	WLS	BF	H	R	ER	SO	BB	IBB	HBP	BLK	WP	HR	S	P	ERA		WHIP										
<b>Scipio Spinks, R</b> ERA: 2.84 <b>Tony Cloninger, R</b> ERA: 6.39 <b>Charlie Hudson, L</b> ERA: <b>Moe Drabowsky, R</b> ERA: 2.61 <b>Joe Grzenda, L</b> ERA: 8.1	(1, 1) (9, 1) (9, 1) (9, 1) (9, 1)	8.0 0.1 0.0 0.0 0.2	34 L 5 1 2 2	3 3 1 0 0	3 4 0 0 0	3 4 0 0 0	5 0 0 0 0	5 1 0 0 0	1 0 0 0 0	2 0 0 0 0	0 0 1 0 0	0 0 0 0 0	1 0 0 0 0	4 1 0 0 2	62 8 1 8 2	3.38 108.00 ∞ ∞ 0.00		1.000 12.000 ∞ ∞ 0.000										

Batter	1	2	3	4	5	6	7	8	9	AB	R	H	RBI	BB	SO	LOB	BOTTOM											
<b>Lou Brock, L</b> OBP: 0.320, SLG: 0.360 (1, 7)	G3		4-3				6-3			5	0	1	1	0	0	0	<b>New York Mets @ St. Louis Cardinals</b> Busch Stadium, St. Louis, MO Mon May 29, 1972, 3:33 AM CDT Att: 11,717 - Unknown <a href="http://livebaseballscorecards.com">livebaseballscorecards.com</a>											
<b>Ted Sizemore, R</b> OBP: 0.314, SLG: 0.333 (1, 4)	K		5-3				1-3		6-3	5	1	1	0	0	1	1												
<b>Matty Alou, L</b> OBP: 0.367, SLG: 0.386 (1, 3)	2B BB		6-3				1-3		L5	4	1	1	0	1	0	1												
<b>Joe Torre, R</b> OBP: 0.417, SLG: 0.541 (1, 5)	2B			5-3			E7		F3	5	1	2	2	0	0	1												
<b>Ted Simmons, S</b> OBP: 0.323, SLG: 0.440 (1, 2)	K			G3			K		L6	5	0	1	0	0	3	2												
<b>Bernie Carbo, L</b> OBP: 0.362, SLG: 0.185 (1, 9)			K				BB		1B	2	1	0	0	2	1	1												
<b>Luis Melendez, R</b> OBP: 0.259, SLG: 0.329 (1, 8)			6-3				E5		3B	4	1	1	0	0	0	2												
<b>Ed Crosby, L</b> OBP: 0.301, SLG: 0.255 <b>Donn Clendenon, R</b> OBP: 0.250, SLG: 0.238 <b>Dal Maxvill, R</b> OBP: 0.224, SLG: 0.146 (1, 6) (6, PH) (7, 6)							K		P3	1	0	0	0	1	1	0												
<b>Scipio Spinks, R</b> ERA: 2.84 <b>Jerry McNertney, R</b> ERA: 3.39 <b>Tony Cloninger, R</b> ERA: <b>Charlie Hudson, L</b> <b>Moe Drabowsky, R</b> <b>Joe Grzenda, R</b> (1, 1) (8, PH) (9, 1) (9, 1) (9, 1)							K		3B	3	0	0	0	0	3	4												
<b>Inning Stats</b>	R: 1 E: 0 K: 2 S: 8	H: 1 LOB: 1 BB: 1 P: 12	R: 0 E: 0 K: 2 S: 7	H: 0 LOB: 1 BB: 1 P: 11	R: 0 E: 0 K: 0 S: 3	H: 0 LOB: 0 BB: 0 P: 3	R: 0 E: 0 K: 0 S: 4	H: 1 LOB: 0 BB: 0 P: 4	R: 0 E: 0 K: 2 S: 10	H: 2 LOB: 3 BB: 2 P: 18	R: 0 E: 0 K: 0 S: 4	H: 1 LOB: 1 BB: 0 P: 4	R: 0 E: 0 K: 0 S: 6	H: 3 LOB: 1 BB: 1 P: 10	R: 0 E: 0 K: 1 S: 5	H: 0 LOB: 0 BB: 0 P: 5		1B: 3 2B: 3 3B: 2 HR: 0	SF: 0 SAC: 0 DP: 0 HBP: 0	WP: 0 PB: 0 SB: 0 CS: 0	PA: 41							
<b>PITCHER</b>	IP	WLS	BF	H	R	ER	SO	BB	IBB	HBP	BLK	WP	HR	S	P	ERA		WHIP										
<b>Buzz Capra, R</b> ERA: 4.25 <b>Tug McGraw, L</b> ERA: 1.3 <b>Jerry Koosman, L</b> ERA: 6.48	(1, 1) (6, 1) (9, 1)	5.1 2.2 1.0	21 17 W 3	5 4 0	2 3 0	2 3 0	6 2 1	0 3 0	0 0 0	0 0 0	0 0 0	0 0 0	0 0 5	31 18 5	39 30 5	3.38 10.12 0.00		0.938 3.000 0.000										



Batter	1	2	3	4	5	6	7	8	9	AB	R	H	RBI	BB	SO	LOB	TOP
Terry Harmon, R (1,4) OBP: 0.490, SLG: 0.465	0-0 6-3			4-0 FC4-6 1B BB	0-0 FC5-4			0-0 E 1B		3	0	1	0	1	0	2	Philadelphia Phillies @ New York Mets Shea Stadium, Flushing, NY Tue May 30 1972, 7:05 PM EDT Att: 17,598 - Unknown
Larry Bowa, S (1,6) OBP: 0.292, SLG: 0.242	4-0 L3 BB			0-0 FC4-6 1B			0-0 5-3	0-0 E6		3	0	1	0	1	0	1	
Willie Montanez, L (1,8) OBP: 0.326, SLG: 0.385	0-0 L3			0-0 FC4-6			0-0 4-3	0-0 4-3		4	0	0	0	0	0	5	
Greg Luzinski, R (1,7) OBP: 0.331, SLG: 0.475		0-0 L4		0-3 K			0-0 6-3		0-0 6-3	4	0	0	0	0	1	2	
Pete Koegel, R (1,3) OBP: 0.200, SLG: 0.158		0-0 4-3		0-0 F7					0-0 5-3	4	0	0	0	0	0	2	
Don Money, R (1,5) OBP: 0.335, SLG: 0.331		0-0 P4			4-0 WP BB				4-0 1B BB	2	0	0	0	2	0	0	
Mike Anderson, R (1,9) OBP: 0.317, SLG: 0.320			0-3 K		0-0 F9				0-0 1B	4	0	1	0	0	2	1	
Mike Ryan, R (1,2) OBP: 0.242, SLG: 0.226			0-0 F7		0-0 F7			0-3 K	0-0 F2	4	0	0	0	0	1	3	
Steve Carlton, L (1,1) Wayne Twitchell, R (5,1)			0-3 K		4-0 FC5-4 BB			0-3 K		1	0	0	0	1	1	0	
<b>Inning Stats</b>	R: 0 E: 0 K: 0 S: 2	H: 0 LOB: 0 BB: 1 P: 6	R: 0 E: 0 K: 0 S: 3	H: 0 LOB: 0 BB: 0 P: 3	R: 0 E: 0 K: 1 S: 7	H: 0 LOB: 2 BB: 1 P: 10	R: 0 E: 0 K: 0 S: 6	H: 0 LOB: 0 BB: 0 P: 11	R: 0 E: 0 K: 1 S: 5	H: 0 LOB: 0 BB: 0 P: 5	R: 0 E: 1 K: 2 S: 9	H: 1 LOB: 2 BB: 1 P: 9	R: 0 E: 0 K: 0 S: 4	H: 1 LOB: 2 BB: 1 P: 8	1B: 3 2B: 1 3B: 0 HR: 0	SF: 0 SAC: 0 DP: 1 HBP: 0	WP: 1 PA: 35
<b>PITCHER</b> Jon Matlack, L (1,1) ERA: 1.95	IP: 9.0 WLS: W BF: 35 H: 3 R: 0 ER: 0 SO: 6	BB: 5 IBB: 0 HBP: 0 BLK: 0	WP: 1 HR: 0 S: 42 P: 62	ERA: 0.00 WHIP: 0.889	<b>PITCHER</b>												

Batter	1	2	3	4	5	6	7	8	9	AB	R	H	RBI	BB	SO	LOB	BOTTOM		
Willie Mays, R (1,8) OBP: 0.444, SLG: 0.384	0-3 K		4-0 BB 1B BB	0-3 K		4-0 BB		0-0 1B 1B		3	1	1	0	2	2	1	Philadelphia Phillies @ New York Mets Shea Stadium, Flushing, NY Tue May 30 1972, 7:05 PM EDT Att: 17,598 - Unknown		
Bud Harrelson, S (1,6) OBP: 0.326, SLG: 0.289	4-0 1B 2B BB		4-0 1B 1-2 SF9 BB		0-0 1B 3B		0-0 F7	0-0 1B 1-3 2H		3	3	2	1	2	0	1			
Tommie Agee, R (1,7) OBP: 0.395, SLG: 0.493	0-0 1-2 2B 1B		0-3 K		0-0 F3		0-3 K	0-3 K		5	1	1	0	0	3	5			
Rusty Staub, L (1,9) OBP: 0.403, SLG: 0.494	0-0 1-3 2H 2B		0-0 1-3 2H 1B		0-0 1B 1B		0-0 CS 2B			4	1	4	4	0	0	0			
Cleon Jones, R (1,3) OBP: 0.324, SLG: 0.344	0-0 1-3		0-0 SF9		0-0 1B 1B		1-0 HBP			2	0	1	1	0	0	1			
Jim Fregosi, R (1,5) OBP: 0.312, SLG: 0.404	0-0 F8		0-0 F7		0-0 G4-6-3 1B		0-3 K			4	0	1	1	0	1	4			
Ted Martinez, R (1,4) OBP: 0.292, SLG: 0.381		0-0 6-3		0-0 FC4-6 1B		0-0 G4-6-3		0-0 P6		4	0	1	0	0	0	2			
Jerry Grote, R (1,2) OBP: 0.358, SLG: 0.385		0-3 K		0-0 FC4-6		0-0 F8		4-0 1B 1B BB		3	1	0	0	1	1	1			
Jon Matlack, L (1,1) OBP: 0.217, SLG: 0.190		0-3 K		0-3 K		0-3 K		0-3 K		4	0	0	0	0	4	2			
<b>Inning Stats</b>	R: 2 E: 0 K: 1 S: 7	H: 2 LOB: 1 BB: 1 P: 11	R: 0 E: 0 K: 2 S: 7	H: 0 LOB: 0 BB: 0 P: 7	R: 2 E: 0 K: 1 S: 6	H: 1 LOB: 1 BB: 2 P: 14	R: 0 E: 0 K: 2 S: 8	H: 1 LOB: 1 BB: 0 P: 8	R: 2 E: 0 K: 0 S: 6	H: 4 LOB: 1 BB: 0 P: 6	R: 0 E: 0 K: 1 S: 5	H: 0 LOB: 1 BB: 1 P: 9	R: 0 E: 0 K: 2 S: 7	H: 1 LOB: 2 BB: 0 P: 8	R: 1 E: 0 K: 2 S: 9	H: 2 LOB: 2 BB: 1 P: 13	1B: 8 2B: 3 3B: 1 HR: 0	SF: 1 SAC: 0 DP: 2 HBP: 1	WP: 0 PA: 39
<b>PITCHER</b> Steve Carlton, L (1,1) ERA: 2.95 Wayne Twitchell, R (5,1) ERA: 4.43	IP: 4.1 WLS: L BF: 24 H: 8 R: 6 ER: 6 SO: 6	BB: 3 IBB: 0 HBP: 0 BLK: 0	WP: 0 HR: 0 S: 22 P: 31	ERA: 12.46 WHIP: 2.538	<b>PITCHER</b>														



Batter	1	2	3	4	5	6	7	8	9	AB	R	H	RBI	BB	SO	LOB	TOP		
Denny Doyle, L (1,4) OBP: 0.325, SLG: 0.339	E8		G4-6-3		F8			1B		4	0	1	0	0	0	3	Philadelphia Phillies @ New York Mets Shea Stadium, Flushing, NY Thu Jun 01 1972, 7:05 PM EDT Att: 16,850 - Unknown		
Larry Bowa, S (1,6) OBP: 0.286, SLG: 0.236	B2			F9		K		P4		4	0	0	0	0	1	3			
Willie Montanez, L (1,8) OBP: 0.318, SLG: 0.375	F7			K		F3		K		4	0	0	0	0	2	3			
Greg Luzinski, R (1,7) OBP: 0.330, SLG: 0.488	F2			HR		K		F9		4	1	1	1	0	1	3			
Tom Hutton, L (1,3) OBP: 0.311, SLG: 0.361		P4		3-1				1B	WP	3	0	1	0	1	0	0			
Roger Freed, R (1,9) OBP: 0.300, SLG: 0.450		6-3			1-3	1B		1B	BB	4	0	2	0	0	0	1			
Don Money, R (1,5) OBP: 0.333, SLG: 0.329					1-3	1B		F7		4	0	1	0	0	1	3			
Mike Ryan, R (1,2) OBP: 0.216, SLG: 0.200			K		1-3			P6		4	0	0	0	0	1	5			
Dick Selma, R (1,1) Bary Lersch, S (3,1) Tim McCarver, L (5, Ph) Chris Short, L (5,1) Ron Stone, L (8, Ph) Joe Hoerner, R (8,1)			G4-6-3		F3			1B		1	0	1	0	0	0	0			
<b>Inning Stats</b>	R: 0 E: 1 K: 0 S: 4	H: 0 LOB: 1 BB: 0 P: 4	R: 0 E: 0 K: 1 S: 5	H: 0 LOB: 0 BB: 0 P: 5	R: 0 E: 0 K: 1 S: 5	H: 1 LOB: 0 BB: 0 P: 5	R: 1 E: 0 K: 1 S: 6	H: 1 LOB: 0 BB: 0 P: 6	R: 0 E: 0 K: 2 S: 7	H: 0 LOB: 0 BB: 0 P: 7	R: 0 E: 1 K: 0 S: 4	H: 2 LOB: 1 BB: 0 P: 4	R: 0 E: 0 K: 1 S: 6	H: 1 LOB: 2 BB: 1 P: 10	R: 0 E: 0 K: 0 S: 3	H: 0 LOB: 1 BB: 1 P: 7	1B: 6 2B: 0 3B: 0 HR: 1	SF: 0 SAC: 0 DP: 2 HBP: 0	WP: 1 PA: 35
<b>PITCHER</b> Jim McAndrew, R (1,1) ERA: 2.29	IP: 9.0 WLS: W BF: 35 H: 7 R: 1 ER: 1 SO: 6 BB: 2 IBB: 0 HBP: 0 BLK: 0 WP: 1 HR: 1 S: 45 P: 53 ERA: 1.00 WHIP: 1.000																		

Batter	1	2	3	4	5	6	7	8	9	AB	R	H	RBI	BB	SO	LOB	BOTTOM		
Bud Harrelson, S (1,6) OBP: 0.324, SLG: 0.294	FC6-4 HR	K		F8		F9				4	1	1	0	0	1	0	Philadelphia Phillies @ New York Mets Shea Stadium, Flushing, NY Thu Jun 01 1972, 7:05 PM EDT Att: 16,850 - Unknown		
Jim Fregosi, R (1,5) Wayne Garrett, L (5,5) OBP: 0.318, SLG: 0.401 OBP: 0.333, SLG: 0.273	FC6-4 BB	FC2-6 BB		6-3		K				1	0	0	0	2	0	0			
Tommie Agee, R (1,8) OBP: 0.392, SLG: 0.493	FC6-4 HR	FC2-6				F8				4	1	1	0	0	0	3			
Rusty Staub, L (1,9) OBP: 0.400, SLG: 0.506	HR	K		3-1		L6				4	1	1	3	0	1	2			
Cleon Jones, R (1,3) OBP: 0.329, SLG: 0.344	2B SF9 BB		FC3-6 1B		F9			F9		3	1	1	0	1	0	0			
John Milner, L (1,7) OBP: 0.365, SLG: 0.500			FC3-6 2B		G4-6-3 1B			HR		4	2	3	1	0	0	1			
Ken Boswell, L (1,4) OBP: 0.254, SLG: 0.240			P3		G4-6-3			FC6-4 1B		3	0	1	0	1	0	2			
Jerry Grote, R (1,2) OBP: 0.354, SLG: 0.393	SF9					L4		FC6-4		3	0	1	2	0	0	1			
Jim McAndrew, R (1,1) OBP: 0.354, SLG: 0.393	F3		F9			P3		L4		4	0	0	0	0	0	4			
<b>Inning Stats</b>	R: 4 E: 0 K: 0 S: 6	H: 3 LOB: 2 BB: 3 P: 18	R: 0 E: 0 K: 2 S: 7	H: 0 LOB: 1 BB: 1 P: 11	R: 1 E: 0 K: 0 S: 5	H: 2 LOB: 1 BB: 0 P: 5	R: 0 E: 0 K: 0 S: 4	H: 1 LOB: 1 BB: 0 P: 4	R: 0 E: 0 K: 0 S: 3	H: 0 LOB: 0 BB: 0 P: 3	R: 0 E: 0 K: 1 S: 5	H: 0 LOB: 0 BB: 0 P: 5	R: 0 E: 0 K: 0 S: 5	H: 0 LOB: 0 BB: 0 P: 5	R: 1 E: 0 K: 0 S: 5	H: 2 LOB: 1 BB: 0 P: 5	1B: 3 2B: 4 3B: 0 HR: 2	SF: 1 SAC: 0 DP: 1 HBP: 0	WP: 0 PA: 36
<b>PITCHER</b> Dick Selma, R (1,1) ERA: 5.27 Bary Lersch, R (3,1) Chris Short, L (5,1) Joe Hoerner, L (8,1) ERA: 2.43 ERA: 3.78 ERA: 2.45	IP: 2.2 WLS: L BF: 17 H: 5 R: 5 ER: 5 SO: 2 BB: 3 IBB: 0 HBP: 0 BLK: 0 WP: 0 HR: 1 S: 17 P: 33 ERA: 16.88 WHIP: 3.000																		

AB 33  
R 1  
H 7  
RBI 1  
BB 2  
SO 6  
LOB 23



AB 31  
R 6  
H 9  
RBI 6  
BB 4  
SO 3  
LOB 13





Batter	1	2	3	4	5	6	7	8	9	AB	R	H	RBI	BB	SO	LOB	TOP							
Felix Millan, R OBP: 0.304, SLG: 0.301 (1,4)	0-0 6-3		0-0 6-3			0-0 SH2-3	0-0 SF8		0-0 F8	3	0	0	1	0	0	0	Atlanta Braves @ New York Mets Shea Stadium, Flushing, NY Fri Jun 02 1972, 7:05 PM EDT Att: 42,757 - Unknown							
Ralph Carr, L OBP: 0.328, SLG: 0.390 (1,9)	0-0 CS 1B			0-0 F7		0-0 HR	0-0 1B		0-0 2-3	5	1	3	1	0	0	0								
Hank Aaron, R OBP: 0.373, SLG: 0.476 (1,3)	0-3 K			0-0 6-3		0-0 F3	0-0 K			4	0	0	0	0	2	5								
Rico Carty, R OBP: 0.425, SLG: 0.469 Mike Lum, L OBP: 0.310, SLG: 0.297 (8,7)		0-0 F8		0-0 6-3		0-0 HR			0-0 P6	4	1	1	3	0	0	0								
Darrell Evans, L OBP: 0.415, SLG: 0.496 (1,5)		0-0 1-3			0-0 F7	0-0 K			0-0 HR	4	1	1	1	0	1	0								
Earl Williams, R OBP: 0.331, SLG: 0.387 (1,2)		1-0 FC6-4 HBP			0-3 K		0-0 1B SF8 1B		0-0 FC6-4 1B	3	1	2	0	0	1	0								
Dusty Baker Jr., R OBP: 0.374, SLG: 0.404 (1,8)		0-0 FC6-4			0-0 WP 1B		0-0 SF8 1B 1-2 1B		0-0 L7	4	1	2	0	0	0	2								
Marty Perez, R OBP: 0.287, SLG: 0.303 (1,6)			0-0 1-4-3		0-0 F8		0-0 1B 1-2 2-3 1B		0-0 FC6-4	4	0	1	0	0	0	2								
Phil Niekro, R OBP: 0.182, SLG: 0.303 (1,1)			0-3 K			0-0 1B SH2-3 HR 1B			0-0 6-3	4	1	1	0	0	2	3								
<b>Inning Stats</b>	R: 0 E: 0 K: 1 S: 5	H: 1 LOB: 1 BB: 0 P: 5	R: 0 E: 0 K: 0 S: 3	H: 0 LOB: 1 BB: 0 P: 4	R: 0 E: 0 K: 1 S: 5	H: 0 LOB: 0 BB: 0 P: 5	R: 0 E: 0 K: 0 S: 3	H: 0 LOB: 0 BB: 0 P: 3	R: 0 E: 0 K: 1 S: 6	H: 1 LOB: 1 BB: 0 P: 6	R: 3 E: 0 K: 1 S: 8	H: 3 LOB: 0 BB: 0 P: 8	R: 2 E: 0 K: 2 S: 11	H: 4 LOB: 2 BB: 0 P: 11	R: 1 E: 0 K: 0 S: 5	H: 2 LOB: 1 BB: 0 P: 5		R: 0 E: 0 K: 0 S: 3	H: 0 LOB: 0 BB: 0 P: 3	1B: 9 2B: 1 3B: 0 HR: 2	SF: 1 SAC: 1 DP: 1 HBP: 1	WP: 1 PB: 0 CS: 1	PA: 38	
<b>PITCHER</b>	IP WLS BF H R ER SO BB IBB HBP BLK WP HR S P ERA WHIP																	<b>PITCHER</b>	IP WLS BF H R ER SO BB IBB HBP BLK WP HR S P ERA WHIP					
Gary Gentry, R ERA: 2.91 (1,1)	6.2 L 29	9 5 5 5	0 0 0 0	0 0 0 0	0 0 0 0	0 0 0 0	0 0 0 0	0 0 0 0	0 0 0 0	0 0 0 0	0 0 0 0	0 0 0 0	0 0 0 0	0 0 0 0	0 0 0 0	0 0 0 0	6.75 1.350							
Chuck Taylor, R ERA: 4.91 (7,1)	1.1 6 2 1 1 1	0 0 0 0	0 0 0 0	0 0 0 0	0 0 0 0	0 0 0 0	0 0 0 0	0 0 0 0	0 0 0 0	0 0 0 0	0 0 0 0	0 0 0 0	0 0 0 0	0 0 0 0	0 0 0 0	0 0 0 0	6.75 1.500							
Danny Frisella, R ERA: 0.71 (9,1)	1.0 3 0 0 0 0	0 0 0 0	0 0 0 0	0 0 0 0	0 0 0 0	0 0 0 0	0 0 0 0	0 0 0 0	0 0 0 0	0 0 0 0	0 0 0 0	0 0 0 0	0 0 0 0	0 0 0 0	0 0 0 0	0 0 0 0	0.00 0.000							

Batter	1	2	3	4	5	6	7	8	9	AB	R	H	RBI	BB	SO	LOB	BOTTOM							
Willie Mays, R OBP: 0.437, SLG: 0.368 (1,3)	0-3 K		0-0 L7			0-0 P4		4-0 BB		3	0	0	0	1	1	0	Atlanta Braves @ New York Mets Shea Stadium, Flushing, NY Fri Jun 02 1972, 7:05 PM EDT Att: 42,757 - Unknown							
Bud Harrelson, S OBP: 0.322, SLG: 0.288 (1,6)	0-0 4-3			4-0 FC3-6 BB		0-0 E3 6-3		0-0 F8		3	0	0	0	1	0	1								
Tommie Agee, R OBP: 0.382, SLG: 0.480 (1,8)	0-0 3-1			0-0 FC3-6 F8 WP 1-2		0-0 6-3		0-0 4-3		4	0	0	0	0	0	3								
Rusty Staub, L OBP: 0.397, SLG: 0.497 (1,9)		0-0 L1		4-0 F8 BB 1-2		0-0 6-3			0-0 F8	3	0	0	0	1	0	1								
John Milner, L OBP: 0.388, SLG: 0.567 (1,7)		0-0 1B		0-0 F8 1-2 2-3		0-0 1B			0-0 HR	4	1	3	1	0	0	2								
Jim Fregosi, R OBP: 0.311, SLG: 0.390 (1,5)		0-3 K		0-0 5-3		0-0 P6			0-0 P5	4	0	0	0	0	1	4								
Ken Boswell, L OBP: 0.246, SLG: 0.231 (1,4)		0-3 K			0-3 K		0-0 F9		0-0 L1	4	0	0	0	0	2	2								
Jerry Grote, R OBP: 0.346, SLG: 0.382 (1,2)			0-0 6-3		0-0 1-3		0-0 P4			3	0	0	0	0	0	1								
Gary Gentry, R OBP: 0.091, SLG: 0.091 Chuck Taylor, R (7,1)			0-3 K		0-3 K			0-3 K		2	0	0	0	0	2	0								
Ed Kranepool, L OBP: 0.303, SLG: 0.365 Danny Frisella, L (9,1)										1	0	0	0	0	1	0								
<b>Inning Stats</b>	R: 0 E: 0 K: 1 S: 5	H: 0 LOB: 0 BB: 0 P: 5	R: 0 E: 0 K: 2 S: 8	H: 1 LOB: 1 BB: 0 P: 8	R: 0 E: 0 K: 1 S: 5	H: 0 LOB: 0 BB: 0 P: 5	R: 0 E: 0 K: 0 S: 3	H: 0 LOB: 2 BB: 2 P: 11	R: 0 E: 0 K: 2 S: 7	H: 0 LOB: 0 BB: 0 P: 7	R: 0 E: 1 K: 0 S: 4	H: 0 LOB: 1 BB: 0 P: 4	R: 0 E: 0 K: 0 S: 4	H: 1 LOB: 1 BB: 0 P: 4	R: 0 E: 0 K: 1 S: 5	H: 0 LOB: 1 BB: 1 P: 9	R: 0 E: 0 K: 0 S: 4	H: 1 LOB: 0 BB: 0 P: 4	1B: 2 2B: 0 3B: 0 HR: 1	SF: 0 SAC: 0 DP: 0 HBP: 0	WP: 1 PB: 0 CS: 0	PA: 34		
<b>PITCHER</b>	IP WLS BF H R ER SO BB IBB HBP BLK WP HR S P ERA WHIP																	<b>PITCHER</b>	IP WLS BF H R ER SO BB IBB HBP BLK WP HR S P ERA WHIP					
Phil Niekro, R ERA: 3.44 (1,1)	9.0 W 34	3 1 1 7	3 0 0 0	0 0 0 0	0 0 0 0	0 0 0 0	0 0 0 0	0 0 0 0	0 0 0 0	0 0 0 0	0 0 0 0	0 0 0 0	0 0 0 0	0 0 0 0	0 0 0 0	0 0 0 0	1.00 0.667							





Batter	1	2	3	4	5	6	7	8	9	AB	R	H	RBI	BB	SO	LOB	TOP				
<b>Felix Millan, R</b> OBP: 0.306, SLG: 0.296 (1, 4)	4-0 G5-4-3 1B BB		4-0 HBP BB		0-0 G3		0-0 F7		0-0 6-3	3	0	0	0	2	0	1					
<b>Ralph Carr, L</b> OBP: 0.341, SLG: 0.398 (1, 9)	0-0 G5-4-3 1B		1-0 HBP		0-0		0-0		0-3 K	4	0	3	0	0	1	0					
<b>Hank Aaron, R</b> OBP: 0.367, SLG: 0.462 (1, 3)	0-0 G5-4-3 1-2 2-3		0-0 F2		0-0 FC5 2-3f		0-0 F8		4-0 BB	4	0	0	0	1	0	8					
<b>Rico Carty, R</b> OBP: 0.416, SLG: 0.456 (1, 7)	0-3 K		0-3 K						0-0 4-3 F8	5	1	1	0	0	2	5					
<b>Darrell Evans, L</b> OBP: 0.411, SLG: 0.483 (1, 5)		0-3 K		0-3 K					0-0 L7 1B 2B HBP	3	1	0	0	0	2	1					
<b>Earl Williams, R</b> OBP: 0.335, SLG: 0.396 (1, 2)	0-0 F9		0-3 K						0-0 2B 1B	4	0	2	0	0	1	0					
<b>Dusty Baker Jr., R</b> OBP: 0.369, SLG: 0.413 (1, 8)	0-3 K		0-0 5-3						0-0 SF8 2B	3	0	1	2	0	1	0					
<b>Marty Perez, R</b> OBP: 0.292, SLG: 0.322 (1, 6)			0-0 3B						0-3 K	4	0	2	0	0	1	3					
<b>Tom Kelley, R</b> OBP: 0.269, SLG: 0.048 (2, 1)			0-3 K						0-0 F8	0	0	0	0	0	0	0					
<b>Jim Hardin, R</b> OBP: 0.282, SLG: 0.313 (7, Ph)										2	0	0	0	0	2	2					
<b>Jim Breazeale, L</b> OBP: 0.250, SLG: 0.313 (7, 1)										1	0	0	0	0	1	0					
<b>George Stone, L</b> OBP: 0.279, SLG: 0.088 (8, Ph)										0	0	0	0	0	0	0					
<b>Oscar Brown, R</b> OBP: 0.279, SLG: 0.088 (8, 1)										1	0	0	0	0	0	2					
<b>Pat Jarvis, R</b> OBP: 0.279, SLG: 0.088 (8, 1)										0	0	0	0	0	0	0					
<b>Inning Stats</b>	R: 0 E: 0 K: 1 S: 5	H: 1 LOB: 1 BB: 1 P: 9	R: 0 E: 0 K: 2 S: 7	H: 0 LOB: 0 BB: 0 P: 7	R: 0 E: 0 K: 2 S: 8	H: 1 LOB: 3 BB: 1 P: 13	R: 0 E: 0 K: 2 S: 7	H: 0 LOB: 0 BB: 0 P: 7	R: 0 E: 0 K: 1 S: 5	H: 2 LOB: 2 BB: 0 P: 7	R: 1 E: 0 K: 0 S: 5	H: 2 LOB: 1 BB: 0 P: 5	R: 0 E: 0 K: 1 S: 6	H: 1 LOB: 1 BB: 0 P: 6	R: 1 E: 0 K: 1 S: 7	H: 2 LOB: 2 BB: 1 P: 8	R: 0 E: 0 K: 1 S: 5	H: 0 LOB: 1 BB: 1 P: 9	1B: 6 2B: 2 3B: 1 HR: 0	SF: 1 SAC: 0 DP: 1 HBP: 2	WP: 0 PA: 40 CS: 0
<b>PITCHER</b>	IP	WLS	BF	H	R	ER	SO	BB	IBB	HBP	BLK	WP	HR	S	P	ERA	WHIP				
<b>Tom Seaver, R</b> ERA: 2.95 (1, 1)	7.1	W	32	7	2	2	9	2	0	2	0	0	0	46	56	2.46	1.227				
<b>Tug McGraw, L</b> ERA: 1.24 (8, 1)	1.2	S	8	2	0	0	2	1	0	0	0	0	0	11	15	0.00	1.800				

Atlanta Braves @ New York Mets  
Shea Stadium, Flushing, NY  
Sat Jun 03 1972, 3:33 AM EDT  
Att: 41,947 - Unknown

AB 34  
R 2  
H 9  
RBI 2  
BB 3  
SO 11  
LOB 22



Batter	1	2	3	4	5	6	7	8	9	AB	R	H	RBI	BB	SO	LOB	BOTTOM				
<b>Bud Harrelson, S</b> OBP: 0.330, SLG: 0.294 (1, 6)	0-0 CS 1B	4-0 1-2 BB BB		0-0 2-3 1B		0-0 4-3		0-0 3-1		4	0	2	0	1	0	0					
<b>Ted Martinez, R</b> OBP: 0.271, SLG: 0.353 (1, 4)	0-0 5-3 1-2	0-0 F9		0-0 4-3 1-2 3-H		0-0 5-3		0-0 L3		5	0	0	1	0	0	4					
<b>Tommie Agee, R</b> OBP: 0.383, SLG: 0.474 (1, 8)	0-0 1B	4-0 1-2 2-3 BB		0-0 K		0-3 K		0-0 6-3		4	0	1	0	1	2	1					
<b>Rusty Staub, L</b> OBP: 0.399, SLG: 0.491 (1, 9)	0-0 G3	0-0 F8		4-0 IBB						2	0	0	0	1	0	4					
<b>John Milner, L</b> OBP: 0.366, SLG: 0.531 (1, 7)		0-0 F7	0-3 K	0-3 K						4	1	0	0	0	2	3					
<b>Cleon Jones, R</b> OBP: 0.333, SLG: 0.356 (1, 3)		0-0 BB HR 1B	0-0 1-3							4	1	2	1	0	0	0					
<b>Wayne Garrett, L</b> OBP: 0.355, SLG: 0.280 (1, 5)		4-0 1-2 HR BB	0-0 1B							3	1	1	0	1	0	1					
<b>Duffy Dyer, R</b> OBP: 0.378, SLG: 0.600 (1, 2)		0-0 1-H 2-H HR	0-3 K							3	1	2	3	1	1	1					
<b>Tom Seaver, R</b> OBP: 0.179, SLG: 0.222 (1, 1)		4-0 BB BB BB	0-0 1B 4-3 2B							3	1	1	0	1	0	3					
<b>Tug McGraw, R</b> OBP: 0.250, SLG: 0.143 (8, 1)		BB BB BB	0-0 1B 4-3 2B							0	0	0	0	0	0	0					
<b>Inning Stats</b>	R: 0 E: 0 K: 0 S: 4	H: 2 LOB: 1 BB: 0 P: 4	R: 3 E: 0 K: 0 S: 5	H: 2 LOB: 3 BB: 4 P: 21	R: 0 E: 0 K: 2 S: 8	H: 1 LOB: 0 BB: 0 P: 8	R: 1 E: 0 K: 2 S: 9	H: 2 LOB: 1 BB: 1 P: 13	R: 0 E: 0 K: 0 S: 4	H: 1 LOB: 1 BB: 0 P: 4	R: 0 E: 0 K: 1 S: 5	H: 0 LOB: 0 BB: 0 P: 5	R: 1 E: 0 K: 0 S: 4	H: 1 LOB: 2 BB: 1 P: 9	R: 0 E: 0 K: 0 S: 3	H: 0 LOB: 0 BB: 0 P: 3	1B: 5 2B: 3 3B: 0 HR: 1	SF: 0 SAC: 0 DP: 0 HBP: 1	WP: 0 PA: 39 CS: 1		
<b>PITCHER</b>	IP	WLS	BF	H	R	ER	SO	BB	IBB	HBP	BLK	WP	HR	S	P	ERA	WHIP				
<b>Tom Kelley, R</b> ERA: 4.48 (1, 1)	1.1	L	9	4	3	3	0	2	0	0	0	0	0	28	40	1.93	1.286				
<b>Jim Hardin, R</b> ERA: 2.16 (2, 1)	4.2		21	4	1	1	5	2	1	0	0	0	0	4	9	9.00	1.000				
<b>George Stone, L</b> ERA: 11.45 (7, 1)	1.0		6	1	1	1	0	0	1	1	0	0	0	4	9	9.00	1.000				
<b>Pat Jarvis, R</b> ERA: 5.65 (8, 1)	1.0		3	0	0	0	0	0	0	0	0	0	0	3	3	0.00	0.000				

Atlanta Braves @ New York Mets  
Shea Stadium, Flushing, NY  
Sat Jun 03 1972, 3:33 AM EDT  
Att: 41,947 - Unknown

AB 32  
R 5  
H 9  
RBI 5  
BB 6  
SO 5  
LOB 17





Batter	1	2	3	4	5	6	7	8	9	AB	R	H	RBI	BB	SO	LOB	TOP			
<b>Felix Millan, R</b> OBP: 0.303, SLG: 0.293 (1,4)	0-0 5-3	0-0 F3	0-0 FC6-4		0-0 1-3			0-0 1B 2-3 1B		5	0	1	0	0	0	2				
<b>Ralph Carr, L</b> OBP: 0.342, SLG: 0.391 (1,9)	4-0 1B 2B BB	0-0 4-3		4-0 1B BB	0-3 K			0-0 2-3		3	2	0	0	2	1	1				
<b>Hank Aaron, R</b> OBP: 0.368, SLG: 0.459 (1,3)	0-0 2B SF8 1B		0-0 5-3	0-0 F8		0-0 P6		0-0 FC5-4 1B		5	1	2	0	0	0	1				
<b>Rico Carty, R</b> OBP: 0.423, SLG: 0.472 (1,7)	0-0 BB 1B		0-0 1B 1B	0-0 1B 1B		0-0 1-6-3		0-0 FC5-4		5	2	3	1	0	0	2				
<b>Mike Lum, L</b> OBP: 0.310, SLG: 0.297 (8,7)	1-3 3-H 2B		1-3 1B	1-3 HR 1B		0-3 K		1-2 K		0	0	0	0	0	0	0				
<b>Earl Williams, R</b> OBP: 0.337, SLG: 0.393 (1,2)	4-0 BB IBB		0-0 1B	0-0 P4		0-3 K		0-3 K		4	1	1	0	1	2	4				
<b>Dusty Baker Jr., R</b> OBP: 0.370, SLG: 0.411 (1,8)	0-0 SF8		4-0 1B 1B	0-0 1-2 HR 1B		0-0 G3		0-3 K		3	2	1	2	1	1	0				
<b>Darrell Evans, L</b> OBP: 0.417, SLG: 0.508 (1,5)	4-0 FC5-4 BB		0-0 1B 1B	0-0 1-H 2-H HR		0-0 1-3		0-0 4-3		4	1	2	5	1	0	0				
<b>Marty Perez, R</b> OBP: 0.289, SLG: 0.325 (1,6)	0-0 FC5-4		0-0 F7	0-0 P4		0-0 2B		0-0 5-3		5	0	1	0	0	0	5				
<b>Jim Nash, R</b> OBP: 0.333, SLG: 0.333 (1,1)		0-0 F7	0-0 FC6-4 1B		0-0 5-3		0-3 K			2	0	1	1	0	0	0				
<b>Ron Schueler, R</b> OBP: 0.200, SLG: 0.300 (3,1)			1-3 2-H							2	0	0	0	0	1	1				
<b>Inning Stats</b>	R: 2 E: 0 K: 0 S: 5	H: 2 LOB: 3 BB: 3 P: 17	R: 0 E: 0 K: 0 S: 3	H: 0 LOB: 0 BB: 0 P: 3	R: 3 E: 0 K: 0 S: 7	H: 4 LOB: 2 BB: 1 P: 11	R: 4 E: 0 K: 0 S: 6	H: 3 LOB: 0 BB: 1 P: 10	R: 0 E: 0 K: 1 S: 5	H: 0 LOB: 0 BB: 0 P: 5	R: 0 E: 0 K: 1 S: 6	H: 1 LOB: 1 BB: 0 P: 6	R: 0 E: 0 K: 1 S: 7	H: 2 LOB: 2 BB: 0 P: 7	R: 0 E: 0 K: 1 S: 5	H: 0 LOB: 0 BB: 0 P: 5	1B: 9 2B: 2 3B: 0 HR: 1	SF: 1 SAC: 0 DP: 0 HBP: 0	WP: 0 PB: 0 SB: 0 CS: 0	PA: 44
<b>PITCHER</b>	IP WLS BF H R ER SO BB IBB HBP BLK WP HR S P ERA WHIP																			
<b>Jon Matlack, L</b> ERA: 2.55 (1,1)	2.1 L 16 5 5 5 0 2 2 0 0 0 0 0 12 28 19.29 3.000																			
<b>Chuck Taylor, R</b> ERA: 6.09 (3,1)	1.2 10 4 4 4 0 1 0 0 0 0 0 1 9 13 21.60 3.000																			
<b>Jerry Koosman, L</b> ERA: 5.79 (5,1)	3.0 10 1 0 0 3 0 0 0 0 0 0 0 16 16 0.00 0.333																			
<b>Danny Frisella, R</b> ERA: 0.61 (8,1)	2.0 8 2 0 0 2 0 0 0 0 0 0 0 12 12 0.00 1.000																			

Atlanta Braves @ New York Mets  
Shea Stadium, Flushing, NY  
Sun Jun 04 1972, 3:33 AM EDT  
Att: 52,216 - Unknown

AB 38  
R 9  
H 12  
RBI 9  
BB 5  
SO 5  
LOB 16



Batter	1	2	3	4	5	6	7	8	9	AB	R	H	RBI	BB	SO	LOB	BOTTOM					
<b>Bud Harrelson, S</b> OBP: 0.333, SLG: 0.290 (1,6)	4-0 1B BB		4-0 G6-4-3 BB HR BB		0-3 K		0-3 K		0-0 F9	2	1	0	0	2	2	0						
<b>Danny Frisella, L</b> OBP: 0.300, SLG: 0.361 (8,1)										0	0	0	0	0	0	0						
<b>Ed Kranepool, L</b> OBP: 0.300, SLG: 0.361 (9,PH)										1	0	0	0	0	0	0						
<b>Ted Martinez, R</b> OBP: 0.270, SLG: 0.338 (1,4)	0-0 P5		4-0 G6-4-3 BB		0-0 5-3		0-3 K			3	0	0	0	1	1	1						
<b>Tommie Agee, R</b> OBP: 0.385, SLG: 0.471 (1,8)	0-0 1-2 1B		0-0 G6-4-3		0-0 P3			4-0 E 1B 4-3 BB		3	1	1	0	1	0	2						
<b>Rusty Staub, L</b> OBP: 0.401, SLG: 0.509 (1,9)	0-0 F8		0-0 HR		0-0 3-1			0-0 E9 4-3 1B		4	1	2	2	0	0	2						
<b>John Milner, L</b> OBP: 0.360, SLG: 0.515 (1,7)	0-0 L6		0-0 P4		0-0 BB 1B			0-0 4-3		4	0	1	1	0	0	3						
<b>Cleon Jones, R</b> OBP: 0.324, SLG: 0.346 (1,3)		0-0 6-3		0-3 K		0-0 F9		0-0 F8		4	0	0	0	0	1	2						
<b>Wayne Garrett, L</b> OBP: 0.400, SLG: 0.296 (1,5)		4-0 1B BB		0-0 1B		4-0 1-2 BB		0-0 F8		2	0	1	0	2	0	1						
<b>Jerry Grote, R</b> OBP: 0.343, SLG: 0.377 (1,2)			0-0 G4-6-3 1B		0-3 K			0-0 F7		4	0	1	0	0	2	3						
<b>Jon Matlack, L</b> OBP: 0.208, SLG: 0.152 (1,1)			0-0 G4-6-3		0-3 K					1	0	0	0	0	0	2						
<b>Chuck Taylor, R</b> ERA: 6.09 (3,1)										0	0	0	0	0	0	0						
<b>Dave Marshall, L</b> ERA: 5.79 (4,PH)										1	0	0	0	0	1	1						
<b>Jerry Koosman, R</b> OBP: 0.290, SLG: 0.290 (5,1)										0	0	0	0	0	0	0						
<b>Ken Boswell, L</b> OBP: 0.242, SLG: 0.227 (8,4)			1-2							2	0	0	0	0	0	0						
<b>Inning Stats</b>	R: 0 E: 0 K: 0 S: 4	H: 1 LOB: 2 BB: 1 P: 8	R: 0 E: 0 K: 0 S: 3	H: 1 LOB: 1 BB: 1 P: 7	R: 2 E: 0 K: 0 S: 3	H: 1 LOB: 0 BB: 2 P: 11	R: 0 E: 0 K: 3 S: 10	H: 1 LOB: 1 BB: 0 P: 10	R: 0 E: 0 K: 1 S: 5	H: 0 LOB: 0 BB: 0 P: 5	R: 0 E: 0 K: 1 S: 6	H: 1 LOB: 2 BB: 1 P: 10	R: 0 E: 0 K: 2 S: 7	H: 0 LOB: 0 BB: 0 P: 7	R: 0 E: 1 K: 0 S: 4	H: 1 LOB: 1 BB: 1 P: 8	R: 0 E: 0 K: 0 S: 3	H: 0 LOB: 0 BB: 0 P: 3	1B: 5 2B: 0 3B: 0 HR: 1	SF: 0 SAC: 0 DP: 2 HBP: 0	WP: 0 PB: 0 SB: 0 CS: 0	PA: 37
<b>PITCHER</b>	IP WLS BF H R ER SO BB IBB HBP BLK WP HR S P ERA WHIP																					
<b>Jim Nash, R</b> ERA: 5.32 (1,1)	2.2 13 3 2 2 0 4 0 0 0 0 0 0 9 25 6.75 2.625																					
<b>Ron Schueler, R</b> ERA: 2.37 (3,1)	6.1 W 24 3 1 1 7 2 0 0 0 0 0 0 36 44 1.42 0.789																					

Atlanta Braves @ New York Mets  
Shea Stadium, Flushing, NY  
Sun Jun 04 1972, 3:33 AM EDT  
Att: 52,216 - Unknown

AB 31  
R 3  
H 6  
RBI 3  
BB 6  
SO 7  
LOB 17





Batter	1	2	3	4	5	6	7	8	9	AB	R	H	RBI	BB	SO	LOB	TOP								
<b>Pete Rose, S</b> OBP: 0.319, SLG: 0.327 (1, 7)										3	0	0	0	1	1	1	<b>Cincinnati Reds @ New York Mets</b> Shea Stadium, Flushing, NY Tue Jun 06 1972, 7:05 PM EDT Att: 29,353 - Unknown								
<b>Joe Morgan, L</b> OBP: 0.406, SLG: 0.455 (1, 4)										4	0	0	0	0	1	1									
<b>Bobby Tolan, L</b> OBP: 0.376, SLG: 0.486 (1, 8)										4	1	2	0	0	1	0									
<b>Johnny Bench, R</b> OBP: 0.385, SLG: 0.606 (1, 2)										3	1	1	2	0	0	1									
<b>Tony Perez, R</b> OBP: 0.345, SLG: 0.496 (1, 3)										3	0	0	0	1	0	1									
<b>Joe Hague, L</b> OBP: 0.390, SLG: 0.464 <b>Cesar Geronimo, L</b> OBP: 0.305, SLG: 0.392 (6, PR) (6, 9)										2	0	1	0	1	1	0									
<b>Hal McRae, R</b> OBP: 0.270, SLG: 0.485 (9, PH)										1	0	0	0	0	0	0									
<b>Julian Javier, R</b> OBP: 0.321, SLG: 0.438 (1, 5)										4	0	1	0	0	0	3									
<b>Dave Concepcion, R</b> OBP: 0.281, SLG: 0.296 (1, 6)										3	0	0	0	0	1	0									
<b>Gary Nolan, R</b> OBP: 0.094, SLG: 0.065 <b>Don Gullett, R</b> OBP: 0.333, SLG: 0.444 (6, 1)										2	0	0	0	0	1	1									
<b>Inning Stats</b>	R: 0 E: 0 K: 1 S: 5	H: 0 LOB: 0 BB: 0 P: 5	R: 0 E: 0 K: 1 S: 5	H: 0 LOB: 0 BB: 0 P: 5	R: 0 E: 0 K: 1 S: 6	H: 1 LOB: 1 BB: 0 P: 6	R: 2 E: 1 K: 1 S: 7	H: 2 LOB: 1 BB: 1 P: 11	R: 0 E: 0 K: 0 S: 4	H: 2 LOB: 2 BB: 1 P: 8	R: 0 E: 0 K: 1 S: 5	H: 0 LOB: 0 BB: 0 P: 5	R: 0 E: 0 K: 1 S: 5	H: 0 LOB: 1 BB: 0 P: 6	R: 0 E: 0 K: 1 S: 5	H: 0 LOB: 0 BB: 0 P: 5	1B: 4 2B: 0 3B: 0 HR: 1	SF: 0 SAC: 1 DP: 1 HBP: 1	WP: 0 PB: 0 SB: 0 CS: 0	PA: 35					
<b>PITCHER</b>	IP	WLS	BF	H	R	ER	SO	BB	IBB	HBP	BLK	WP	HR	S	P	ERA	WHIP								
<b>Jim McAndrew, R</b> ERA: 2.14 (1, 1)	7.0	W	28	5	2	1	5	3	0	0	0	0	1	35	47	1.29	1.143								
<b>Tug McGraw, L</b> ERA: 1.17 (8, 1)	2.0	S	7	0	0	0	2	0	0	1	0	0	0	10	11	0.00	0.000								

AB	30
R	2
H	5
RBI	2
BB	3
SO	7
LOB	8



Batter	1	2	3	4	5	6	7	8	9	AB	R	H	RBI	BB	SO	LOB	BOTTOM								
<b>Bud Harrelson, S</b> OBP: 0.332, SLG: 0.285 (1, 6)										3	0	0	0	1	0	3	<b>Cincinnati Reds @ New York Mets</b> Shea Stadium, Flushing, NY Tue Jun 06 1972, 7:05 PM EDT Att: 29,353 - Unknown								
<b>Jim Fregosi, R</b> OBP: 0.305, SLG: 0.387 (1, 5)										4	0	1	0	0	0	5									
<b>Tommie Agee, R</b> OBP: 0.388, SLG: 0.472 (1, 8)										4	0	2	1	0	0	1									
<b>Rusty Staub, L</b> OBP: 0.393, SLG: 0.497 (1, 9)										4	0	0	0	0	0	1									
<b>John Milner, L</b> OBP: 0.367, SLG: 0.549 (1, 7)										3	2	1	1	1	0	0									
<b>Cleon Jones, R</b> OBP: 0.329, SLG: 0.357 (1, 3)										4	0	2	1	0	0	0									
<b>Wayne Garrett, L</b> OBP: 0.395, SLG: 0.276 (1, 4)										2	0	0	0	1	1	2									
<b>Jerry Grote, R</b> OBP: 0.336, SLG: 0.368 (1, 2)										3	0	0	0	0	0	1									
<b>Jim McAndrew, R</b> OBP: 0.143, SLG: 0.077 <b>Jim Beauchamp, R</b> OBP: 0.233, SLG: 0.207 (7, PH) <b>Tug McGraw, R</b> OBP: 0.250, SLG: 0.143 (8, 1)										2	0	1	0	0	0	1									
<b>Inning Stats</b>	R: 0 E: 0 K: 0 S: 3	H: 1 LOB: 0 BB: 0 P: 3	R: 0 E: 0 K: 0 S: 4	H: 1 LOB: 0 BB: 0 P: 4	R: 0 E: 1 K: 0 S: 4	H: 0 LOB: 1 BB: 0 P: 4	R: 1 E: 0 K: 0 S: 4	H: 1 LOB: 0 BB: 0 P: 4	R: 0 E: 0 K: 1 S: 6	H: 1 LOB: 2 BB: 1 P: 10	R: 1 E: 0 K: 0 S: 4	H: 2 LOB: 2 BB: 1 P: 8	R: 0 E: 0 K: 0 S: 3	H: 0 LOB: 0 BB: 0 P: 3	R: 0 E: 0 K: 0 S: 3	H: 0 LOB: 0 BB: 0 P: 3		1B: 6 2B: 1 3B: 0 HR: 1	SF: 0 SAC: 0 DP: 2 HBP: 0	WP: 0 PB: 0 SB: 1 CS: 0	PA: 33				
<b>PITCHER</b>	IP	WLS	BF	H	R	ER	SO	BB	IBB	HBP	BLK	WP	HR	S	P	ERA	WHIP								
<b>Gary Nolan, R</b> ERA: 2.3 (1, 1)	5.0	L	20	4	1	1	0	1	0	0	0	0	1	19	23	1.80	1.000								
<b>Don Gullett, L</b> ERA: 8.42 (6, 1)	3.0	L	13	4	2	2	1	2	0	0	0	0	0	13	21	6.00	2.000								






Batter	1	2	3	4	5	6	7	8	9	AB	R	H	RBI	BB	SO	LOB	TOP											
<b>Pete Rose, S</b> OBP: 0.321, SLG: 0.328 (1, 7)	0-3 K	0-0 6-3		0-0 2B		0-0 2B	0-0 2B		0-0 F9	5	1	2	1	0	1	0												
<b>Joe Morgan, L</b> OBP: 0.401, SLG: 0.444 (1, 4)	4-0 2B	0-0 P6		0-0 6-3		0-0 6-3	0-0 F7		0-0 P6	4	1	0	0	1	0	2												
<b>Bobby Tolan, L</b> OBP: 0.381, SLG: 0.500 (1, 8)	0-0 2B		0-0 6-3		0-0 G3		0-0 G3		0-0 4-3	5	1	3	0	0	0	0												
<b>Johnny Bench, R</b> OBP: 0.387, SLG: 0.599 (1, 2)	4-0 2B		0-0 F8		0-0 F7		4-0 G3			2	1	0	0	2	0	1												
<b>Tony Perez, R</b> OBP: 0.342, SLG: 0.496 (1, 3)	0-0 2B		0-0 6-3		0-0 F8		0-0 G3			4	0	1	4	0	0	3												
<b>Joe Hague, L</b> OBP: 0.389, SLG: 0.487 <b>Cesar Geronimo, L</b> OBP: 0.300, SLG: 0.385 (6, 9)	0-0 P4		0-0 3-1			0-0 HR				3	1	1	1	0	0	2												
<b>Julian Javier, R</b> OBP: 0.211, SLG: 0.333 <b>Denis Menke, R</b> OBP: 0.347, SLG: 0.322 (8, 5)	4-0 BB		0-0 6-3		0-0 4-3				0-0 F8	3	0	0	0	1	0	0												
<b>Dave Concepcion, R</b> OBP: 0.281, SLG: 0.295 (1, 6)	0-3 K		0-0 F7		0-0 F7				0-0 6-3	4	1	1	0	0	1	2												
<b>Jim McGlothlin, R</b> OBP: 0.211, SLG: 0.333 <b>Tom Hall, L</b> (7, 1)		0-3 K		0-0 SH1-4		0-3 K			0-3 K	2	0	0	0	0	2	0												
<b>Inning Stats</b>	R: 3 E: 0 K: 2 S: 9	H: 2 LOB: 2 BB: 3 P: 21	R: 0 E: 0 K: 1 S: 5	H: 0 LOB: 0 BB: 0 P: 5	R: 0 E: 0 K: 0 S: 4	H: 1 LOB: 1 BB: 0 P: 4	R: 1 E: 0 K: 0 S: 5	H: 2 LOB: 1 BB: 0 P: 5	R: 0 E: 0 K: 0 S: 3	H: 0 LOB: 0 BB: 0 P: 3	R: 1 E: 0 K: 1 S: 6	H: 1 LOB: 0 BB: 0 P: 6	R: 1 E: 0 K: 1 S: 7	H: 2 LOB: 2 BB: 1 P: 11	R: 0 E: 0 K: 1 S: 5	H: 0 LOB: 0 BB: 0 P: 5	R: 0 E: 0 K: 0 S: 3	H: 0 LOB: 0 BB: 0 P: 3	1B: 4 2B: 3 3B: 0 HR: 1	SF: 0 SAC: 1 DP: 0 HBP: 0	WP: 0 PB: 0 SB: 0 CS: 0	PA: 39						
<b>PITCHER</b>	IP	WLS	BF	H	R	ER	SO	BB	IBB	HBP	BLK	WP	HR	S	P	ERA	WHIP											
<b>Gary Gentry, R</b> ERA: 3.38 <b>Ray Sadecki, L</b> ERA: 4.7	(1, 1)	7.0	L	33	8	6	6	5	2	2	0	0	0	1	39	55	7.71	1.429										

**Cincinnati Reds @ New York Mets**  
Shea Stadium, Flushing, NY  
Wed Jun 07 1972, 7:05 PM EDT  
Att: 35,995 - Unknown


AB 34  
R 6  
H 8  
RBI 6  
BB 4  
SO 6  
LOB 12



Batter	1	2	3	4	5	6	7	8	9	AB	R	H	RBI	BB	SO	LOB	BOTTOM										
<b>Bud Harrelson, S</b> OBP: 0.338, SLG: 0.286 (1, 6)	4-0 1B	0-0 1-3			0-0 4-3		0-0 1B		4-0 FC6-4	3	2	1	0	2	0	1											
<b>Jim Fregosi, R</b> OBP: 0.318, SLG: 0.400 (1, 5)	0-0 2B		0-0 5-3		0-0 1-3		0-0 FC6-4		0-0 FC6-4	5	1	3	0	0	0	1											
<b>Tommie Agee, R</b> OBP: 0.383, SLG: 0.470 (1, 8)	0-0 G3		0-0 5-3		0-0 1-3		0-0 FC6-4		0-0 FC5-4	5	0	1	2	0	0	3											
<b>Rusty Staub, L</b> OBP: 0.390, SLG: 0.491 (1, 9)	0-0 SF9		0-0 4-3		0-0 6-3		0-0 BB		0-0 BB	2	0	0	1	1	0	1											
<b>John Milner, L</b> OBP: 0.349, SLG: 0.520 (1, 7)	0-0 G3		0-0 4-3		0-0 F7		0-3 K			4	0	0	0	0	1	3											
<b>Cleon Jones, R</b> OBP: 0.333, SLG: 0.361 (1, 3)	0-0 6-3		0-0 BB		0-0 1B		0-0 1B		0-0 1-3	4	0	2	0	0	0	1											
<b>Wayne Garrett, L</b> OBP: 0.258, SLG: 0.258 <b>Ted Martinez, R</b> OBP: 0.267, SLG: 0.333 (9, 4)		0-3 K		4-0 BB		0-0 F9		0-3 K		2	0	0	0	1	1	1											
<b>Jerry Grote, R</b> OBP: 0.326, SLG: 0.355 (1, 2)		0-0 6-3		0-3 K		0-0 F9		0-3 K		4	0	0	0	0	2	3											
<b>Gary Gentry, R</b> OBP: 0.125, SLG: 0.087 <b>Dave Marshall, L</b> OBP: 0.200, SLG: 0.200 <b>Ray Sadecki, L</b> OBP: 0.226, SLG: 0.200 <b>Jim Beauchamp, R</b> OBP: 0.226, SLG: 0.200 (9, PH)		4-0 BB		0-3 K		0-3 K		0-0 F7		1	0	0	0	1	1	2											
<b>Inning Stats</b>	R: 2 E: 0 K: 0 S: 5	H: 2 LOB: 1 BB: 1 P: 9	R: 0 E: 0 K: 1 S: 5	H: 0 LOB: 1 BB: 1 P: 9	R: 0 E: 0 K: 0 S: 3	H: 0 LOB: 0 BB: 0 P: 3	R: 0 E: 0 K: 2 S: 8	H: 1 LOB: 2 BB: 1 P: 12	R: 0 E: 0 K: 0 S: 4	H: 1 LOB: 1 BB: 0 P: 4	R: 1 E: 0 K: 2 S: 9	H: 2 LOB: 2 BB: 1 P: 13	R: 0 E: 0 K: 2 S: 7	H: 0 LOB: 0 BB: 0 P: 7	R: 0 E: 0 K: 0 S: 3	H: 0 LOB: 1 BB: 1 P: 7	1B: 5 2B: 2 3B: 0 HR: 0	SF: 1 SAC: 0 DP: 0 HBP: 0	WP: 0 PB: 0 SB: 0 CS: 0	PA: 39							
<b>PITCHER</b>	IP	WLS	BF	H	R	ER	SO	BB	IBB	HBP	BLK	WP	HR	S	P	ERA	WHIP										
<b>Jim McGlothlin, R</b> ERA: 4.29 <b>Tom Hall, L</b> ERA: 2.51	(1, 1)	6.2	W	31	7	3	3	4	4	0	0	0	0	35	51	4.05	1.650										

**Cincinnati Reds @ New York Mets**  
Shea Stadium, Flushing, NY  
Wed Jun 07 1972, 7:05 PM EDT  
Att: 35,995 - Unknown

AB 33  
R 3  
H 7  
RBI 3  
BB 5  
SO 7  
LOB 16









Batter	1	2	3	4	5	6	7	8	9	AB	R	H	RBI	BB	SO	LOB	TOP								
Roger Metzger, S (1, 6) OBP: 0.270, SLG: 0.240	6-3		1-2 1B		5-3		P6		6-3	5	0	1	0	0	0	1									
Cesar Cedeno, R (1, 8) OBP: 0.406, SLG: 0.470	K		G5-3							4	0	2	0	0	1	2									
Jimmy Wynn, R (1, 9) OBP: 0.365, SLG: 0.476	K			E 2B 1B	5-3				K	4	1	1	0	0	2	2									
Lee May, R (1, 3) OBP: 0.333, SLG: 0.486		F3							K	4	0	0	0	0	2	2									
Bob Watson, R (1, 7) OBP: 0.380, SLG: 0.541	6-3			FC1-5 2H 2B					L9	4	0	1	1	0	0	1									
Doug Rader, R (1, 5) OBP: 0.286, SLG: 0.414				FC1-5 HR						3	2	2	0	1	0	1									
Larry Howard, R (1, 2) OBP: 0.368, SLG: 0.400	FC6-4 1B			2-3 HR						4	1	2	2	0	0	2									
Bobby Fenwick, R (1, 4) OBP: 0.263, SLG: 0.286			L7		F9				K	4	0	0	0	0	1	2									
Ken Forsch, R (1, 1) OBP: 0.136, SLG: 0.095										2	0	1	0	0	1	0									
Bob Stinson, S (7, PH) OBP: 0.231, SLG: 0.167									SH5-3	1	0	0	0	0	0	0									
George Culver, R (7, 1) OBP: 0.250, SLG: 0.500			G5-3 1B							0	0	0	0	0	0	0									
Fred Gladding, L (8, 1) OBP: 0.250, SLG: 0.500									SH5-3 1-2 3H	0	0	0	1	0	0	0									
<b>Inning Stats</b>	R: 0 E: 0 K: 2 S: 7	H: 0 LOB: 0 BB: 0 P: 7	R: 0 E: 0 K: 0 S: 4	H: 1 LOB: 1 BB: 0 P: 4	R: 0 E: 0 K: 0 S: 4	H: 2 LOB: 1 BB: 0 P: 4	R: 3 E: 1 K: 1 S: 8	H: 3 LOB: 0 BB: 0 P: 8	R: 0 E: 0 K: 0 S: 6	H: 1 LOB: 1 BB: 1 P: 6	R: 0 E: 0 K: 0 S: 3	H: 0 LOB: 1 BB: 1 P: 7	R: 0 E: 0 K: 0 S: 3	H: 0 LOB: 0 BB: 0 P: 3	R: 0 E: 0 K: 2 S: 8	H: 1 LOB: 1 BB: 0 P: 8	R: 1 E: 0 K: 1 S: 7	H: 2 LOB: 1 BB: 0 P: 7	1B: 6 2B: 3 3B: 0 HR: 1	SF: 0 SAC: 1 DP: 1 HBP: 0	WP: 0 PB: 0 SB: 0 CS: 0	PA: 37			
<b>PITCHER</b>	IP	WLS	BF	H	R	ER	SO	BB	IBB	HBP	BLK	WP	HR	S	P	ERA	WHIP								
Jon Matlack, L (1, 1) ERA: 2.31	7.0	L	28	7	3	0	4	1	0	0	0	0	1	35	39	0.00	1.143								
Tug McGraw, L (8, 1) ERA: 1.34	2.0		9	3	1	1	3	0	0	0	0	0	0	15	15	4.50	1.500								

Houston Astros @ New York Mets  
Shea Stadium, Flushing, NY  
Fri Jun 09 1972, 7:05 PM EDT  
Att: 40,036 - Unknown

AB 35  
R 4  
H 10  
RBI 4  
BB 1  
SO 7  
LOB 13



Batter	1	2	3	4	5	6	7	8	9	AB	R	H	RBI	BB	SO	LOB	BOTTOM								
Willie Mays, R (1, 8) OBP: 0.455, SLG: 0.370	F8		G6-4-3		L5-3 BB			SH BB FC4-6 BB		2	1	0	0	2	0	1									
Bud Harrelson, S (1, 6) OBP: 0.343, SLG: 0.287		FC5-4 BB		2B SF7 BB	L5-3			FC4-6 SH BB		1	1	0	0	3	0	3									
John Milner, L (1, 7) OBP: 0.356, SLG: 0.532	FC5-4			SF7 1-3 2B			5-3 G3 1B	SH FC4-6		3	0	2	0	0	0	1									
Rusty Staub, L (1, 9) OBP: 0.388, SLG: 0.486	4-3			SF7			G3	FC4-6		3	0	0	2	0	0	4									
Cleon Jones, R (1, 3) OBP: 0.323, SLG: 0.349		K						G6-4-3		4	0	0	0	0	2	4									
Jim Fregosi, R (1, 5) OBP: 0.320, SLG: 0.395		K			6-3					4	0	1	0	0	1	2									
Ken Boswell, L (1, 4) OBP: 0.242, SLG: 0.228		K								4	0	1	0	0	1	1									
Jerry Grote, R (1, 2) OBP: 0.326, SLG: 0.355					6-3					3	0	1	0	0	0	0									
Wayne Garrett, L (9, PH) OBP: 0.372, SLG: 0.242										1	0	0	0	0	0	0									
Jon Matlack, L (1, 1) OBP: 0.231, SLG: 0.174										1	0	0	0	1	1	2									
Ed Kranepool, L (7, PH) OBP: 0.304, SLG: 0.364										1	0	0	0	0	1	0									
Tug McGraw, R (8, 1) OBP: 0.250, SLG: 0.143										0	0	0	0	0	0	0									
<b>Inning Stats</b>	R: 0 E: 0 K: 0 S: 3	H: 0 LOB: 1 BB: 1 P: 7	R: 0 E: 0 K: 3 S: 9	H: 0 LOB: 0 BB: 0 P: 9	R: 0 E: 0 K: 0 S: 2	H: 0 LOB: 0 BB: 1 P: 6	R: 1 E: 0 K: 1 S: 6	H: 1 LOB: 1 BB: 1 P: 10	R: 0 E: 0 K: 1 S: 6	H: 2 LOB: 2 BB: 1 P: 10	R: 0 E: 0 K: 0 S: 4	H: 1 LOB: 1 BB: 0 P: 4	R: 0 E: 0 K: 1 S: 5	H: 0 LOB: 0 BB: 0 P: 5	R: 1 E: 0 K: 0 S: 3	H: 0 LOB: 1 BB: 2 P: 11	R: 0 E: 0 K: 0 S: 3	H: 1 LOB: 0 BB: 0 P: 3	1B: 4 2B: 2 3B: 0 HR: 0	SF: 1 SAC: 1 DP: 4 HBP: 0	WP: 0 PB: 0 SB: 0 CS: 0	PA: 35			
<b>PITCHER</b>	IP	WLS	BF	H	R	ER	SO	BB	IBB	HBP	BLK	WP	HR	S	P	ERA	WHIP								
Ken Forsch, R (1, 1) ERA: 3.1	6.0	W	24	4	1	1	5	4	0	0	0	0	0	30	46	1.50	1.333								
George Culver, R (7, 1) ERA: 2.18	1.0		6	0	1	1	1	2	0	0	0	0	0	6	14	9.00	2.000								
Fred Gladding, R (8, 1) ERA: 3.75	2.0	S	5	1	0	0	0	0	0	0	0	0	0	5	5	0.00	0.500								

Houston Astros @ New York Mets  
Shea Stadium, Flushing, NY  
Fri Jun 09 1972, 7:05 PM EDT  
Att: 40,036 - Unknown

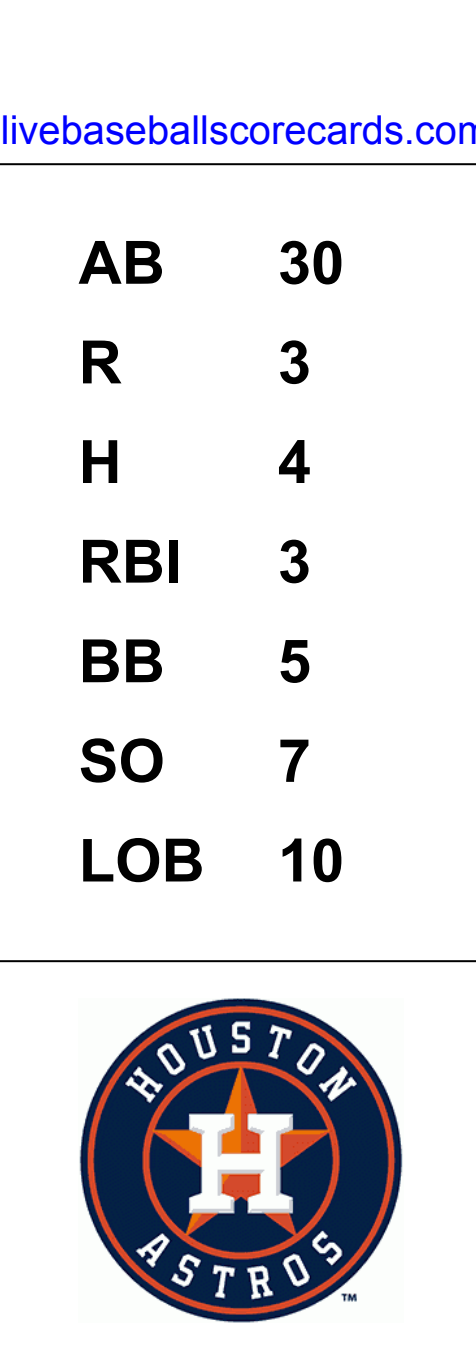
AB 27  
R 2  
H 5  
RBI 2  
BB 6  
SO 6  
LOB 18






Batter	1	2	3	4	5	6	7	8	9	AB	R	H	RBI	BB	SO	LOB	TOP																					
Roger Metzger, S (1, 6) OBP: 0.269, SLG: 0.237	0-3 K		4-0 BB			0-0 6-3		0-0 F7		3	0	0	0	1	1	1																						
Cesar Cedeno, R (1, 8) OBP: 0.403, SLG: 0.482	0-0 3-1		0-0 6-3			0-0 HR		0-3 K		4	1	1	1	0	1	3																						
Jimmy Wynn, R (1, 9) OBP: 0.368, SLG: 0.473	0-0 6-3			0-0 P3		0-0 1B		4-0 BB BB		3	0	1	0	1	0	0																						
Lee May, R (1, 3) OBP: 0.332, SLG: 0.478		0-0 5-3		0-0 K		0-0 F9		4-0 BB		3	0	0	0	1	1																							
Bob Watson, R (1, 7) OBP: 0.378, SLG: 0.533		0-0 6-3		0-0 4-3		0-0 F8		4-0 BB		3	0	0	1	1	0	1																						
Doug Rader, R (1, 5) OBP: 0.286, SLG: 0.426	0-3 K				0-0 HR		0-0 6-3	0-0 L7		4	1	1	1	0	1	3																						
Larry Howard, R (1, 2) Johnny Edwards, L (7, PH) OBP: 0.381, SLG: 0.412 OBP: 0.345, SLG: 0.395			0-0 SH3-4 1B		0-0 F9		0-0 F9		0-3 K	2	0	1	0	0	0	0	AB 30 R 3 H 4 RBI 3 BB 5 SO 7 LOB 10																					
Bobby Fenwick, R (1, 4) Jimmy Stewart, S (7, PH) OBP: 0.250, SLG: 0.270 OBP: 0.276, SLG: 0.345			0-3 K		0-3 K		0-0 4-3		0-0 1-3	2	0	0	0	0	2	1																						
Don Wilson, R (1, 1) Tom Griffin, R (4, 1) Norm Miller, L (6, PH) Joe Gibbon, R (8, 1) Bob Stinson, S (9, PH) OBP: 0.136, SLG: 0.095 OBP: 0.286, SLG: 0.714 OBP: 0.310, SLG: 0.333 OBP: 0.214, SLG: 0.154			0-0 SH3-4		0-0 5-3			4-0 BB BB BB		0	0	0	0	0	0	0																						
<b>Inning Stats</b>	R: 0 E: 0 K: 1 S: 5	H: 0 LOB: 0 BB: 0 P: 5	R: 0 E: 0 K: 1 S: 5	H: 0 LOB: 0 BB: 0 P: 5	R: 0 E: 0 K: 1 S: 6	H: 1 LOB: 2 BB: 1 P: 10	R: 0 E: 0 K: 1 S: 5	H: 0 LOB: 0 BB: 0 P: 5	R: 1 E: 0 K: 0 S: 6	H: 1 LOB: 0 BB: 0 P: 6	R: 1 E: 0 K: 0 S: 5	H: 2 LOB: 1 BB: 0 P: 5	R: 0 E: 0 K: 0 S: 3	H: 0 LOB: 0 BB: 0 P: 3	R: 1 E: 0 K: 1 S: 5	H: 0 LOB: 3 BB: 4 P: 21	R: 0 E: 0 K: 1 S: 5	H: 0 LOB: 0 BB: 0 P: 5	1B: 2 2B: 0 3B: 0 HR: 2	SF: 0 SAC: 1 DP: 0 HBP: 0	WP: 0 PB: 0 SB: 0 CS: 0	PA: 36																
<b>PITCHER</b>	IP	WLS	BF	H	R	ER	SO	BB	IBB	HBP	BLK	WP	HR	S	P	ERA	WHIP	<b>PITCHER</b>				IP	WLS	BF	H	R	ER	SO	BB	IBB	HBP	BLK	WP	HR	S	P	ERA	WHIP
Jerry Kosman, L (1, 1) ERA: 5.29	6.0	W	23	4	2	2	5	1	0	0	0	0	2	32	36	3.00	0.833																					
Buzz Capra, R (7, 1) ERA: 4.3	1.2		9	0	1	1	1	4	0	0	0	0	0	7	23	5.40	2.400																					
Danny Frisella, R (8, 1) ERA: 0.95	1.1	S	4	0	0	0	1	0	0	0	0	0	0	6	6	0.00	0.000																					

Houston Astros @ New York Mets  
Shea Stadium, Flushing, NY  
Sat Jun 10 1972, 3:33 AM EDT  
Att: 54,198 - Unknown



Batter	1	2	3	4	5	6	7	8	9	AB	R	H	RBI	BB	SO	LOB	BOTTOM																					
Bud Harrelson, S (1, 6) OBP: 0.341, SLG: 0.299	0-3 K		0-0 F7	0-0 SF9			0-0 3B			3	0	1	1	0	1	0																						
Ken Boswell, L (1, 4) OBP: 0.250, SLG: 0.231	0-0 FC5-4 1B		0-0 1-3	0-0 BB			0-3 K			3	0	1	0	1	1	1																						
Tommie Agee, R (1, 8) OBP: 0.371, SLG: 0.448	0-0 FC5-4 CS		0-3 K	0-3 K			0-3 K			4	0	0	0	0	3	4																						
Rusty Staub, L (1, 9) OBP: 0.385, SLG: 0.481	0-0 CS	0-0 F8		0-0 1B 1B	0-0 3-1		0-3 K			4	1	1	0	0	1	1																						
John Milner, L (1, 7) OBP: 0.363, SLG: 0.524		4-0 BB 2B BB		0-0 BB 1B 1B	0-3 K		0-0 F9			3	2	1	0	1	1	0																						
Cleon Jones, R (1, 3) OBP: 0.315, SLG: 0.340		0-3 K		0-0 P5	0-0 4-3		0-0 P6			4	0	0	0	0	1	3																						
Wayne Garrett, L (1, 5) OBP: 0.383, SLG: 0.250		4-0 2B 1-2 BB		0-0 1B BB SF9 1B		0-3 K		0-0 6-3		3	1	1	1	1	1	0	AB 29 R 5 H 7 RBI 4 BB 4 SO 11 LOB 11																					
Duffy Dyer, R (1, 2) OBP: 0.364, SLG: 0.561		0-0 2B		0-0 SF9 1B E BB		0-3 K				2	1	1	1	1	1	0																						
Jerry Kosman, R (1, 1) Dave Marshall, L (6, PH) OBP: 0.286, SLG: 0.286 OBP: 0.400, SLG: 0.250		0-0 5-3		0-0 1B		0-3 K				2	0	1	1	0	0	2																						
Buzz Capra, R (7, 1) Danny Frisella, L (8, 1) OBP: 0.400, SLG: 0.250				0-0 BB 1B		0-3 K				0	0	0	0	0	0	0																						
<b>Inning Stats</b>	R: 0 E: 0 K: 1 S: 5	H: 1 LOB: 2 BB: 2 P: 14	R: 1 E: 0 K: 1 S: 6	H: 1 LOB: 2 BB: 2 P: 14	R: 0 E: 0 K: 1 S: 5	H: 0 LOB: 0 BB: 0 P: 5	R: 4 E: 1 K: 1 S: 9	H: 4 LOB: 2 BB: 2 P: 17	R: 0 E: 0 K: 1 S: 5	H: 0 LOB: 0 BB: 0 P: 5	R: 0 E: 0 K: 3 S: 9	H: 0 LOB: 0 BB: 0 P: 9	R: 0 E: 0 K: 3 S: 10	H: 1 LOB: 1 BB: 0 P: 10	R: 0 E: 0 K: 0 S: 3	H: 0 LOB: 0 BB: 0 P: 3	1B: 5 2B: 1 3B: 1 HR: 0	SF: 1 SAC: 0 DP: 0 HBP: 0	WP: 0 PB: 0 SB: 0 CS: 1	PA: 35																		
<b>PITCHER</b>	IP	WLS	BF	H	R	ER	SO	BB	IBB	HBP	BLK	WP	HR	S	P	ERA	WHIP	<b>PITCHER</b>				IP	WLS	BF	H	R	ER	SO	BB	IBB	HBP	BLK	WP	HR	S	P	ERA	WHIP
Don Wilson, R (1, 1) ERA: 3.39	3.2	L	20	6	5	4	3	4	0	0	0	0	0	22	38	9.82	2.727																					
Tom Griffin, R (4, 1) ERA: 0.37	3.1		11	1	0	0	8	0	0	0	0	0	0	27	27	0.00	0.300																					
Joe Gibbon, L (8, 1) ERA: 12.27	1.0		3	0	0	0	0	0	0	0	0	0	0	3	3	0.00	0.000																					

Houston Astros @ New York Mets  
Shea Stadium, Flushing, NY  
Sat Jun 10 1972, 3:33 AM EDT  
Att: 54,198 - Unknown





Batter	1	2	3	4	5	6	7	8	9	AB	R	H	RBI	BB	SO	LOB	TOP									
Roger Metzger, S OBP: 0.272, SLG: 0.233 (1, 6)	F8		3B BB		F7		F7		BB BB 1-2 BB	3	1	0	0	2	0	1										
Cesar Cedeno, R OBP: 0.413, SLG: 0.515 (1, 8)	S BB		1-H CS 3B		BB		1-H HR		BB BB K	3	1	2	3	2	1	2										
Jimmy Wynn, R OBP: 0.360, SLG: 0.462 (1, 9)	5-3		F9		1-4-3		4-3			4	0	0	0	0	0	3										
Lee May, R OBP: 0.325, SLG: 0.467 (1, 3)	F8		3-H		F7		F7		BB BB K	4	0	0	0	0	1	1										
Bob Watson, R OBP: 0.371, SLG: 0.521 (1, 7)		5-3			5-3		F2		BB BB 5-3	4	0	0	0	0	0	0										
Johnny Edwards, L OBP: 0.348, SLG: 0.406 (1, 2)					1B		K		BB BB L4	4	0	2	0	0	1	0										
Doug Rader, R OBP: 0.290, SLG: 0.433 (1, 5)					1B				BB BB K	4	1	2	0	0	1	1										
Tommy Helms, R OBP: 0.265, SLG: 0.310 (1, 4)		6-3			P3		HR		BB BB 1B	4	1	2	1	0	0	3										
Dave Roberts, L OBP: 0.296, SLG: 0.423 Fred Gladding, L (9, 1)					K		3-1		BB BB F5	4	0	0	0	0	2	2										
										0	0	0	0	0	0	0										
<b>Inning Stats</b>	R: 0 E: 0 K: 0 S: 3	H: 0 LOB: 1 BB: 1 P: 7	R: 0 E: 0 K: 0 S: 4	H: 1 LOB: 1 BB: 0 P: 4	R: 1 E: 0 K: 1 S: 5	H: 1 LOB: 0 BB: 1 P: 9	R: 0 E: 0 K: 0 S: 5	H: 2 LOB: 2 BB: 0 P: 5	R: 0 E: 0 K: 1 S: 5	H: 0 LOB: 0 BB: 0 P: 7	R: 0 E: 0 K: 1 S: 5	H: 0 LOB: 0 BB: 0 P: 5	R: 3 E: 0 K: 1 S: 8	H: 3 LOB: 0 BB: 0 P: 8	R: 0 E: 0 K: 1 S: 5	H: 0 LOB: 0 BB: 0 P: 5	R: 0 E: 0 K: 2 S: 8	H: 1 LOB: 2 BB: 1 P: 12	1B: 4 2B: 2 3B: 1 HR: 1	SF: 0 SAC: 0 DP: 0 HBP: 0	WP: 0 PB: 0 SB: 1 CS: 1	PA: 38				
<b>PITCHER</b>	IP	WLS	BF	H	R	ER	SO	BB	IBB	HBP	BLK	WP	HR	S	P	ERA	WHIP									
Jim McAndrew, R ERA: 2.53 Chuck Taylor, R ERA: 5.61	(1, 1)	7.0	L	30	7	4	4	3	3	0	0	0	0	1	33	45	5.14	1.429								
(8, 1)	2.0		8	1	0	0	3	1	0	0	0	0	0	0	13	17	0.00	1.000								

Houston Astros @ New York Mets  
Shea Stadium, Flushing, NY  
Sun Jun 11 1972, 3:33 AM EDT  
Att: 44,318 - Unknown

AB	34
R	4
H	8
RBI	4
BB	4
SO	6
LOB	13



Batter	1	2	3	4	5	6	7	8	9	AB	R	H	RBI	BB	SO	LOB	BOTTOM									
Willie Mays, R OBP: 0.444, SLG: 0.360 (1, 8)	F9				F8				BB BB 4-3	5	0	1	0	0	1	3										
Bud Harrelson, S OBP: 0.340, SLG: 0.298 John Milner, L (9, PH) OBP: 0.370, SLG: 0.524	1-3				P5		G4-6-3 1B		BB BB FC5-4 FC5-4 FC5-4 FC6-4 HBP	4	0	1	0	0	0	1										
Tommy Agee, R OBP: 0.366, SLG: 0.441 (1, 7)					5-3		K		BB BB FC5-4 FC4	5	0	1	0	0	1	4										
Rusty Staub, L OBP: 0.387, SLG: 0.476 (1, 9)	4-0				E BB		G4-6-3 1-2		BB BB FC4	2	1	0	0	2	0	2										
Cleon Jones, R OBP: 0.320, SLG: 0.350 (1, 3)	0-3				E6		4-3 1B		BB BB F7	4	0	2	1	0	1	2										
Ted Martinez, R OBP: 0.272, SLG: 0.333 (1, 4)					1B		F7		BB BB 1B	4	0	2	0	0	0	1										
Duffy Dyer, R OBP: 0.375, SLG: 0.622 (1, 2)							F2		BB BB F7	4	1	2	1	0	0	2										
Wayne Garrett, L OBP: 0.360, SLG: 0.231 Jim Fregosi, R (9, PH) OBP: 0.318, SLG: 0.393	6-3				1-3		4-3		BB BB 6-3	3	0	0	0	0	0	4										
Jim McAndrew, R OBP: 0.118, SLG: 0.063 Chuck Taylor, R (8, 1) Jim Beauchamp, R (9, PH) OBP: 0.250, SLG: 0.226	1-3				P6		F8		BB BB 4-3 1B	3	0	0	0	0	0	4										
										0	0	0	0	0	0	0										
<b>Inning Stats</b>	R: 0 E: 0 K: 1 S: 6	H: 1 LOB: 2 BB: 1 P: 10	R: 0 E: 0 K: 1 S: 7	H: 2 LOB: 2 BB: 0 P: 7	R: 1 E: 1 K: 0 S: 4	H: 1 LOB: 1 BB: 1 P: 8	R: 1 E: 0 K: 0 S: 4	H: 1 LOB: 0 BB: 0 P: 4	R: 0 E: 0 K: 0 S: 5	H: 2 LOB: 2 BB: 0 P: 5	R: 0 E: 0 K: 0 S: 4	H: 1 LOB: 1 BB: 0 P: 4	R: 0 E: 0 K: 0 S: 3	H: 0 LOB: 0 BB: 0 P: 3	R: 0 E: 0 K: 0 S: 4	H: 1 LOB: 2 BB: 0 P: 5	1B: 8 2B: 1 3B: 0 HR: 1	SF: 0 SAC: 0 DP: 1 HBP: 1	WP: 0 PB: 0 SB: 0 CS: 0	PA: 39						
<b>PITCHER</b>	IP	WLS	BF	H	R	ER	SO	BB	IBB	HBP	BLK	WP	HR	S	P	ERA	WHIP									
Dave Roberts, L ERA: 4.3 Fred Gladding, R ERA: 3.55	(1, 1)	8.1	W	36	10	2	2	3	2	0	0	0	0	1	40	48	2.16	1.440								
(9, 1)	0.2	S	3	0	0	0	0	0	0	1	0	0	0	2	3	0.00	0.000									

Houston Astros @ New York Mets  
Shea Stadium, Flushing, NY  
Sun Jun 11 1972, 3:33 AM EDT  
Att: 44,318 - Unknown

AB	36
R	2
H	10
RBI	2
BB	2
SO	3
LOB	23





Batter	1	2	3	4	5	6	7	8	9	AB	R	H	RBI	BB	SO	LOB	TOP								
Tommie Agee, R OBP: 0.357, SLG: 0.429	6-3		K			K	E6 1B		6-3	5	0	0	0	0	2	3									
Bud Harrelson, S OBP: 0.338, SLG: 0.297 Dave Marshall, L (9, PH)	K			F8		F7			4-3	4	0	1	1	0	1	0									
John Milner, L OBP: 0.365, SLG: 0.547	K				HR		P4			4	1	1	1	0	2	3									
Rusty Staub, L OBP: 0.389, SLG: 0.489		6-3			F5			G3 BB FC1-2		3	1	1	1	1	0	0									
Cleon Jones, R OBP: 0.318, SLG: 0.344		F9			K				4-3	3	1	0	0	1	1	0									
Ken Boswell, L OBP: 0.250, SLG: 0.256		P6								4	1	1	1	0	0	2									
Wayne Garrett, L OBP: 0.389, SLG: 0.317				G3						2	2	1	1	2	0	0									
Duffy Dyer, R OBP: 0.365, SLG: 0.592						F7				4	1	1	0	0	0	4									
Gary Gentry, R OBP: 0.154, SLG: 0.120 Tug McGraw, R OBP: 0.250, SLG: 0.143 Ed Kranepool, L OBP: 0.301, SLG: 0.360			SH1-4 1B							2	0	1	2	0	0	0									
					6-3					0	0	0	0	0	0	0									
										1	0	0	0	0	0	0									
<b>Inning Stats</b>	R: 0 E: 0 K: 2 S: 7	H: 0 LOB: 0 BB: 0 P: 7	R: 0 E: 0 K: 0 S: 3	H: 0 LOB: 0 BB: 0 P: 3	R: 0 E: 0 K: 1 S: 6	H: 1 LOB: 1 BB: 0 P: 6	R: 1 E: 0 K: 1 S: 6	H: 1 LOB: 0 BB: 0 P: 6	R: 1 E: 0 K: 0 S: 4	H: 1 LOB: 0 BB: 0 P: 4	R: 0 E: 0 K: 1 S: 5	H: 0 LOB: 0 BB: 0 P: 5	R: 3 E: 1 K: 1 S: 8	H: 2 LOB: 3 BB: 3 P: 20	R: 2 E: 0 K: 0 S: 4	H: 2 LOB: 0 BB: 1 P: 8	R: 0 E: 0 K: 0 S: 3	H: 0 LOB: 0 BB: 0 P: 3	1B: 3 2B: 0 3B: 0 HR: 4	SF: 0 SAC: 1 DP: 1 HBP: 0	WP: 0 PB: 0 SB: 0 CS: 0	PA: 38			
<b>PITCHER</b>	IP	WLS	BF	H	R	ER	SO	BB	IBB	HBP	BLK	WP	HR	S	P	ERA	WHIP								
Phil Niekro, R ERA: 3.68	(1, 1)	7.0	30	5	5	4	6	2	1	0	0	0	2	39	51	5.14	1.000								
Jim Hardin, R ERA: 2.54	(8, 1)	0.0	1	1	1	1	0	0	0	0	0	0	1	1	1	∞	∞								
Cecil Upshaw, R ERA: 3.0	(8, 1)	2.0	W	7	1	1	1	0	1	0	0	0	1	6	10	4.50	1.000								

New York Mets @ Atlanta Braves  
Atlanta Stadium, Atlanta, GA  
Mon Jun 12 1972, 7:05 PM EDT  
Att: 16,349 - Unknown

AB 33  
R 7  
H 7  
RBI 7  
BB 4  
SO 6  
LOB 12



Batter	1	2	3	4	5	6	7	8	9	AB	R	H	RBI	BB	SO	LOB	BOTTOM								
Felix Millan, R OBP: 0.284, SLG: 0.283	4-3		6-3			F2	K			4	0	0	0	0	1	1									
Ralph Garr, L OBP: 0.338, SLG: 0.370	K			L4		F8				4	1	1	0	0	1	0									
Hank Aaron, R OBP: 0.355, SLG: 0.448	P6			F8		P6				4	1	1	0	0	0	0									
Rico Carty, R OBP: 0.430, SLG: 0.492 Sonny Jackson, L (8, PR)		F9					4-3			4	0	1	1	0	1	0									
										0	1	0	0	0	0	0									
Darrell Evans, L OBP: 0.420, SLG: 0.515		K			P6					3	2	0	0	1	1	0									
Earl Williams, R OBP: 0.350, SLG: 0.428										3	2	2	1	1	0	2									
Dusty Baker Jr., R OBP: 0.359, SLG: 0.411										3	1	1	2	0	1	1									
Marty Perez, R OBP: 0.297, SLG: 0.313 Mike Lum, L OBP: 0.323, SLG: 0.337 Gil Garrido, R OBP: 0.750, SLG: 0.667										2	0	1	0	0	1	0									
										1	0	1	1	0	0	0									
										1	0	1	0	0	0	0									
Phil Niekro, R OBP: 0.162, SLG: 0.270 Orlando Cepeda, R OBP: 0.357, SLG: 0.500 Jim Hardin, R Cecil Upshaw, R										2	0	0	0	0	0	1									
										1	0	0	0	0	1	1									
										0	0	0	0	0	0	0									
										1	0	0	0	0	0	1									
<b>Inning Stats</b>	R: 0 E: 0 K: 1 S: 5	H: 0 LOB: 0 BB: 0 P: 5	R: 0 E: 0 K: 2 S: 7	H: 0 LOB: 1 BB: 1 P: 11	R: 0 E: 0 K: 1 S: 5	H: 0 LOB: 0 BB: 0 P: 5	R: 0 E: 0 K: 1 S: 5	H: 0 LOB: 0 BB: 0 P: 5	R: 1 E: 0 K: 0 S: 3	H: 2 LOB: 1 BB: 0 P: 3	R: 0 E: 0 K: 2 S: 10	H: 0 LOB: 0 BB: 0 P: 14	R: 4 E: 2 K: 0 S: 8	H: 4 LOB: 1 BB: 0 P: 8	1B: 8 2B: 0 3B: 0 HR: 1	SF: 1 SAC: 0 DP: 0 HBP: 0	WP: 0 PB: 0 SB: 0 CS: 1	PA: 36							
<b>PITCHER</b>	IP	WLS	BF	H	R	ER	SO	BB	IBB	HBP	BLK	WP	HR	S	P	ERA	WHIP								
Gary Gentry, R ERA: 3.45	(1, 1)	6.1	L	25	4	4	3	5	2	0	0	0	0	15	41	4.26	0.947								
Tug McGraw, L ERA: 1.5	(7, 1)	1.2	L	11	5	4	1	2	0	0	0	0	0	15	15	5.40	3.000								

New York Mets @ Atlanta Braves  
Atlanta Stadium, Atlanta, GA  
Mon Jun 12 1972, 7:05 PM EDT  
Att: 16,349 - Unknown

AB 33  
R 8  
H 9  
RBI 5  
BB 2  
SO 7  
LOB 7













Batter	1	2	3	4	5	6	7	8	9	AB	R	H	RBI	BB	SO	LOB	TOP			
Willie Mays, R OBP: 0.449, SLG: 0.379 (1, 8)	0-0 1B		0-0 F9				0-0 BB		0-0 6-3	4	0	2	1	1	0	1	<b>New York Mets @ Cincinnati Reds</b> Riverfront Stadium, Cincinnati, OH Fri Jun 16 1972, 7:05 PM EDT Att: 30,709 - Unknown			
Ken Boswell, L OBP: 0.259, SLG: 0.284 (1, 4)	0-0 8-3			0-0 BB G1-2-3 1B	0-0 6-3		0-0 4-3		0-0 4-3	5	0	1	0	0	0	6				
John Milner, L OBP: 0.345, SLG: 0.510 Tug McGraw, R OBP: 0.250, SLG: 0.143 (1, 7) (9, 1)	0-0 F8			0-3 K		0-0 F7		0-0 F8 2B		4	0	1	0	0	0	1				
Rusty Staub, L OBP: 0.383, SLG: 0.480 (1, 9)		0-0 4-3		4-0 BB 1-2 BB		0-0 4-3		0-0 F8 2-3		3	0	0	0	1	0	1				
Cleon Jones, R OBP: 0.321, SLG: 0.351 Ed Kranepool, L OBP: 0.299, SLG: 0.350 (1, 3) (4, PH) (4, 3)		0-0 FC1-6 1B		4-0 BB 1-2 2-3 BB		0-0 F6		0-0 G4		1	0	1	0	0	0	0				
Wayne Garrett, L OBP: 0.373, SLG: 0.288 (1, 5)		0-0 FC1-6 FC5-4 1-2		0-0 G1-2-3 3-H			0-0 F8	0-0 4-3		4	0	0	0	0	0	5				
Duffy Dyer, R OBP: 0.415, SLG: 0.678 (1, 2)		0-0 FC5-4 1-2			0-0 2-3 1B		0-0 F8 E 1B	0-0 F2		4	1	2	0	0	0	1				
Bud Harrelson, S OBP: 0.330, SLG: 0.301 (1, 6)			0-0 F7		0-0 2-3		0-0 E3 1B 1-2	0-0 WP 3B		4	1	1	0	0	0	2				
Jerry Koosman, R OBP: 0.222, SLG: 0.222 Dave Marshall, L (7, PH) Danny Frisella, L (7, 1) Tommie Agee, R OBP: 0.357, SLG: 0.422 (9, 7) (9, 7)			0-0 5-3		0-0 F8		0-0 F8 2-3	4-0 WP IBB		2	0	0	0	0	0	1				
<b>Inning Stats</b>	R: 0 E: 0 K: 0 S: 3	H: 1 LOB: 0 BB: 0 P: 3	R: 0 E: 0 K: 0 S: 4	H: 1 LOB: 1 BB: 0 P: 4	R: 0 E: 0 K: 1 S: 3	H: 0 LOB: 2 BB: 0 P: 3	R: 0 E: 0 K: 1 S: 5	H: 1 LOB: 2 BB: 1 P: 13	R: 0 E: 0 K: 0 S: 4	H: 0 LOB: 0 BB: 0 P: 3	R: 1 E: 1 K: 0 S: 6	H: 2 LOB: 2 BB: 0 P: 6	R: 0 E: 0 K: 0 S: 4	H: 1 LOB: 1 BB: 0 P: 4	R: 1 E: 0 K: 0 S: 4	H: 1 LOB: 1 BB: 1 P: 8		1B: 6 2B: 2 3B: 1 HR: 0	SF: 0 SAC: 0 DP: 2 HBP: 0	WP: 1 PB: 0 SB: 0 CS: 0
<b>PITCHER</b> Gary Nolan, R ERA: 2.07 (1, 1)	IP: 9.0 WLS: L BF: 38 H: 8 R: 2 ER: 1 SO: 1 BB: 3 IBB: 1 HBP: 0 BLK: 0 WP: 1 HR: 0 S: 36 P: 52 ERA: 1.00 WHIP: 1.222															<b>PITCHER</b>				

AB 34  
R 2  
H 8  
RBI 1  
BB 4  
SO 1  
LOB 21



Batter	1	2	3	4	5	6	7	8	9	AB	R	H	RBI	BB	SO	LOB	BOTTOM			
Pete Rose, S OBP: 0.321, SLG: 0.348 (1, 7)	0-0 6-3		4-0 E 1B BB		0-3 K		0-0 F7			3	0	0	0	1	1	0	<b>New York Mets @ Cincinnati Reds</b> Riverfront Stadium, Cincinnati, OH Fri Jun 16 1972, 7:05 PM EDT Att: 30,709 - Unknown			
Joe Morgan, L OBP: 0.409, SLG: 0.431 (1, 4)	0-0 F5		0-0 E2 1-3 1B		4-0 S BB		0-3 K		0-3 K	3	0	1	0	1	1	0				
Bobby Tolan, L OBP: 0.371, SLG: 0.474 (1, 8)	0-0 4-3		0-0 P5		0-3 K 1-2		0-3 K		0-3 K	4	0	0	0	0	2	3				
Johnny Bench, R OBP: 0.384, SLG: 0.615 (1, 2)		0-0 F3	0-3 K		0-0 4-3			0-0 6-3		4	0	0	0	0	1	3				
Tony Perez, R OBP: 0.337, SLG: 0.513 (1, 3)		0-0 F9		0-0 1B 2B		0-3 K		0-0 5-3		4	1	1	0	0	1	0				
George Foster, R OBP: 0.294, SLG: 0.381 (1, 9)		0-0 1B		0-0 CS 1B 2-H 1B		0-0 5-3		0-0 F7		4	0	2	1	0	0	0				
Denis Menke, R OBP: 0.344, SLG: 0.338 (1, 5)		0-0 1B		0-0 1B		0-3 K		0-0 F8		4	0	2	0	0	1	0				
Dave Concepcion, R OBP: 0.268, SLG: 0.284 (1, 6)		0-0 F9		0-3 K 2-3			0-3 K			3	0	0	0	0	2	4				
Gary Nolan, R OBP: 0.125, SLG: 0.079 (1, 1)			0-3 K		0-0 6-3		0-0 1-3			3	0	0	0	0	1	1				
<b>Inning Stats</b>	R: 0 E: 0 K: 0 S: 3	H: 0 LOB: 0 BB: 0 P: 3	R: 0 E: 0 K: 0 S: 5	H: 2 LOB: 2 BB: 0 P: 5	R: 0 E: 1 K: 2 S: 8	H: 1 LOB: 2 BB: 1 P: 12	R: 1 E: 0 K: 1 S: 7	H: 3 LOB: 1 BB: 0 P: 7	R: 0 E: 0 K: 2 S: 7	H: 0 LOB: 0 BB: 0 P: 11	R: 0 E: 0 K: 1 S: 5	H: 0 LOB: 0 BB: 0 P: 5	R: 0 E: 0 K: 2 S: 7	H: 0 LOB: 0 BB: 0 P: 7	R: 0 E: 0 K: 0 S: 3	H: 0 LOB: 0 BB: 0 P: 3		1B: 5 2B: 1 3B: 0 HR: 0	SF: 0 SAC: 0 DP: 0 HBP: 0	WP: 0 PB: 0 SB: 1 CS: 1
<b>PITCHER</b> Jerry Koosman, L ERA: 4.73 Danny Frisella, R ERA: 1.21 Tug McGraw, L ERA: 1.42 (1, 1) (7, 1) (9, 1)	IP: 6.0 WLS: W BF: 25 H: 6 R: 1 ER: 0 SO: 7 BB: 2 IBB: 0 HBP: 0 BLK: 0 WP: 0 HR: 0 S: 37 P: 45 ERA: 1.50 WHIP: 1.333															<b>PITCHER</b>				

AB 32  
R 1  
H 6  
RBI 1  
BB 2  
SO 10  
LOB 11





Batter	1	2	3	4	5	6	7	8	9	AB	R	H	RBI	BB	SO	LOB	TOP					
<b>Bud Harrelson, S</b> OBP: 0.323, SLG: 0.293 (1,6)										5	0	0	0	0	0	2	1					
<b>Ken Boswell, L</b> OBP: 0.298, SLG: 0.304 (1,4)										4	1	1	1	0	0	0	0					
<b>Ted Martinez, R</b> OBP: 0.264, SLG: 0.313 (9, PH)										1	0	0	0	0	0	0	1					
<b>Tommie Agee, R</b> OBP: 0.350, SLG: 0.414 (1,8)										4	0	0	0	0	2	0	0					
<b>Rusty Staub, L</b> OBP: 0.381, SLG: 0.481 (1,9)										4	0	1	0	0	1	0	0					
<b>John Milner, L</b> OBP: 0.368, SLG: 0.520 (1,7)										2	1	2	0	2	0	0	0					
<b>Ed Kranepool, L</b> OBP: 0.300, SLG: 0.358 (1,3)										3	0	1	0	0	0	3	0					
<b>Jim Beauchamp, R</b> OBP: 0.273, SLG: 0.250 (8,3)										1	0	1	0	0	0	0	0					
<b>Wayne Garrett, L</b> OBP: 0.366, SLG: 0.283 (1,5)										1	0	0	0	2	1	1	0					
<b>Jim McAndrew, R</b> OBP: 0.118, SLG: 0.063 (8,1)										0	0	0	0	0	0	0	0					
<b>Duffy Dyer, R</b> OBP: 0.391, SLG: 0.635 (1,2)										4	0	0	1	0	1	5	0					
<b>Gary Gentry, R</b> OBP: 0.143, SLG: 0.111 (1,1)										2	0	0	0	0	0	2	0					
<b>Ray Sadecki, L</b> OBP: 0.200, SLG: 0.200 (6,1)										0	0	0	0	0	0	0	0					
<b>Jim Fregosi, R</b> OBP: 0.320, SLG: 0.394 (6,5)										2	0	1	0	0	1	0	0					
<b>Willie Mays, R</b> OBP: 0.445, SLG: 0.375 (8, PH)										1	0	0	0	0	1	2	0					
<b>Inning Stats</b>	R: 0 E: 0 K: 0 S: 3	H: 0 LOB: 0 BB: 0 P: 3	R: 1 E: 0 K: 1 S: 7	H: 2 LOB: 2 BB: 1 P: 11	R: 0 E: 0 K: 1 S: 5	H: 0 LOB: 0 BB: 0 P: 5	R: 0 E: 0 K: 1 S: 6	H: 1 LOB: 1 BB: 0 P: 6	R: 0 E: 0 K: 0 S: 3	H: 0 LOB: 0 BB: 0 P: 3	R: 1 E: 0 K: 0 S: 5	H: 2 LOB: 3 BB: 2 P: 13	R: 0 E: 0 K: 2 S: 7	H: 0 LOB: 0 BB: 0 P: 7	R: 0 E: 0 K: 2 S: 8	H: 1 LOB: 2 BB: 1 P: 12	R: 0 E: 0 K: 2 S: 8	H: 1 LOB: 1 BB: 0 P: 8	1B: 4 2B: 2 3B: 0 HR: 1	SF: 0 SAC: 0 DP: 0 HBP: 0	WP: 0 PB: 0 SB: 0 CS: 0	PA: 38
<b>PITCHER</b>	IP	WLS	BF	H	R	ER	SO	BB	IBB	HBP	BLK	WP	HR	S	P	ERA	WHIP					
<b>Wayne Simpson, R</b> ERA: 3.91 (1,1)	5.2	W	25	5	2	2	3	2	1	0	0	0	1	28	40	3.18	1.235					
<b>Pedro Borbon, R</b> ERA: 3.05 (6,1)	0.1		1	0	0	0	0	0	0	0	0	0	0	1	1	0.00	0.000					
<b>Tom Hall, L</b> ERA: 2.24 (7,1)	3.0	S	12	2	0	0	6	1	0	0	0	0	0	23	27	0.00	1.000					

**New York Mets @ Cincinnati Reds**  
Riverfront Stadium, Cincinnati, OH  
Sat Jun 17 1972, 7:05 PM EDT  
Att: 51,617 - Unknown

AB	34
R	2
H	7
RBI	2
BB	4
SO	9
LOB	15



Batter	1	2	3	4	5	6	7	8	9	AB	R	H	RBI	BB	SO	LOB	BOTTOM				
<b>Pete Rose, S</b> OBP: 0.320, SLG: 0.346 (1,7)										4	1	1	0	0	0	0	0				
<b>Joe Morgan, L</b> OBP: 0.407, SLG: 0.424 (1,4)										3	2	0	0	1	0	-1	0				
<b>Bobby Tolan, L</b> OBP: 0.364, SLG: 0.465 (1,8)										4	0	0	0	0	1	2	0				
<b>Johnny Bench, R</b> OBP: 0.386, SLG: 0.628 (1,2)										4	1	2	3	0	0	0	0				
<b>Tony Perez, R</b> OBP: 0.347, SLG: 0.541 (1,3)										3	1	2	1	1	0	0	0				
<b>Joe Hague, L</b> OBP: 0.387, SLG: 0.496 (1,9)										3	0	0	0	0	0	2	0				
<b>Cesar Geronimo, L</b> OBP: 0.308, SLG: 0.386 (6,9)										1	0	0	0	0	1	1	0				
<b>Denis Menke, R</b> OBP: 0.354, SLG: 0.363 (1,5)										2	2	1	1	2	0	0	0				
<b>Dave Concepcion, R</b> OBP: 0.273, SLG: 0.291 (1,6)										3	1	1	0	1	0	1	0				
<b>Wayne Simpson, R</b> OBP: 0.056, SLG: 0.056 (1,1)										2	0	0	0	0	2	1	0				
<b>Pedro Borbon, R</b> OBP: 0.270, SLG: 0.200 (6, PH)										0	0	0	0	0	0	0	0				
<b>Ted Uhlhaender, L</b> OBP: 0.311, SLG: 0.400 (6, PH)										0	0	0	0	0	0	0	0				
<b>Julian Javier, R</b> OBP: 0.311, SLG: 0.400 (6, PH)										1	0	1	2	0	0	0	0				
<b>Tom Hall, L</b> ERA: 2.48 (7,1)										1	0	0	0	0	0	0	0				
<b>Inning Stats</b>	R: 0 E: 0 K: 0 S: 3	H: 0 LOB: 0 BB: 0 P: 3	R: 2 E: 0 K: 0 S: 5	H: 2 LOB: 0 BB: 0 P: 5	R: 3 E: 0 K: 2 S: 9	H: 2 LOB: 1 BB: 1 P: 13	R: 0 E: 0 K: 1 S: 5	H: 0 LOB: 1 BB: 1 P: 9	R: 1 E: 1 K: 0 S: 5	H: 1 LOB: 2 BB: 1 P: 9	R: 2 E: 0 K: 0 S: 4	H: 2 LOB: 0 BB: 1 P: 8	R: 0 E: 0 K: 1 S: 6	H: 1 LOB: 1 BB: 0 P: 6	R: 0 E: 0 K: 0 S: 2	H: 0 LOB: 0 BB: 1 P: 6	1B: 3 2B: 3 3B: 0 HR: 3	SF: 0 SAC: 0 DP: 1 HBP: 0	WP: 0 PB: 0 SB: 0 CS: 0	PA: 36	
<b>PITCHER</b>	IP	WLS	BF	H	R	ER	SO	BB	IBB	HBP	BLK	WP	HR	S	P	ERA	WHIP				
<b>Gary Gentry, R</b> ERA: 4.0 (1,1)	5.0	L	26	6	8	7	3	4	0	0	0	0	0	9	9	0.00	1.000				
<b>Ray Sadecki, L</b> ERA: 4.15 (6,1)	2.0		7	2	0	0	1	0	0	0	0	0	0	9	9	0.00	1.000				
<b>Jim McAndrew, R</b> ERA: 2.48 (8,1)	1.0		3	0	0	0	0	1	0	0	0	0	0	2	6	0.00	1.000				

**New York Mets @ Cincinnati Reds**  
Riverfront Stadium, Cincinnati, OH  
Sat Jun 17 1972, 7:05 PM EDT  
Att: 51,617 - Unknown

AB	31
R	8
H	8
RBI	7
BB	5
SO	4
LOB	6





Batter	1	2	3	4	5	6	7	8	9	AB	R	H	RBI	BB	SO	LOB	TOP				
<b>Willie Mays, R</b> OBP: 0.339, SLG: 0.370 (1, 8)	F9		P3		G6-4-3 1B		5-3			4	0	1	0	0	0	0	<b>New York Mets @ Cincinnati Reds</b> Riverfront Stadium, Cincinnati, OH Sun Jun 18 1972, 3:33 AM EDT Att: 33,134 - Unknown				
<b>Ted Martinez, R</b> OBP: 0.253, SLG: 0.299 (1, 4)	F8		4-3		P4		1-3			4	0	0	0	0	0	1					
<b>Tommie Agee, R</b> OBP: 0.348, SLG: 0.407 (1, 7) (6, 9)	FC4-6 BB			5-3	G6-4-3 1-2			4-3		3	0	0	0	1	0	1					
<b>Rusty Staub, L</b> OBP: 0.378, SLG: 0.476 (6, PH) <b>John Milner, L</b> OBP: 0.371, SLG: 0.515 (6, 7)	FC4-6 1-2			F7		BB		G3		2	0	0	0	0	0	1					
<b>Jim Fregosi, R</b> OBP: 0.319, SLG: 0.391 (8, 5) <b>Wayne Garrett, L</b> OBP: 0.386, SLG: 0.283 (8, 5)		K		1B 2B 1B		P7		6-3		4	1	1	0	0	1	1					
<b>Jim Beauchamp, R</b> OBP: 0.278, SLG: 0.257 (8, 3) <b>Ed Kranepool, L</b> OBP: 0.298, SLG: 0.355 (8, 3)		F8		2B 1-2 1B		P9		4-3		3	0	1	0	0	0	1					
<b>Duffy Dyer, R</b> OBP: 0.397, SLG: 0.657 (1, 2)				2B		F8		K		4	0	2	1	0	1	1					
<b>Bud Harrelson, S</b> OBP: 0.322, SLG: 0.289 (1, 6)		F7						K		3	0	0	0	1	1	1					
<b>Tom Seaver, R</b> OBP: 0.222, SLG: 0.412 (1, 1)			F3		P4			HR		3	1	1	1	0	0	3					
<b>Inning Stats</b>	R: 0 E: 0 K: 0 S: 3	H: 0 LOB: 1 BB: 1 P: 7	R: 0 E: 0 K: 1 S: 6	H: 1 LOB: 1 BB: 0 P: 6	R: 0 E: 0 K: 0 S: 3	H: 0 LOB: 0 BB: 0 P: 3	R: 1 E: 0 K: 0 S: 6	H: 3 LOB: 3 BB: 1 P: 10	R: 0 E: 0 K: 0 S: 3	H: 0 LOB: 1 BB: 1 P: 7	R: 1 E: 0 K: 0 S: 4	H: 1 LOB: 0 BB: 0 P: 4	R: 0 E: 0 K: 0 S: 3	H: 0 LOB: 0 BB: 0 P: 3	R: 0 E: 0 K: 2 S: 7	H: 0 LOB: 0 BB: 0 P: 7		1B: 3 2B: 2 3B: 0 HR: 1	SF: 0 SAC: 0 DP: 1 HBP: 0	WP: 0 PB: 0 SB: 0 CS: 0	PA: 35
<b>PITCHER</b>	IP	WLS	BF	H	R	ER	SO	BB	IBB	HBP	BLK	WP	HR	S	P	ERA	WHIP				
<b>Ross Grimsley, L</b> ERA: 2.45 (1, 1)	7.0	L	29	6	2	2	1	2	1	0	0	0	1	28	40	2.57	1.143				
<b>Pedro Borbon, R</b> ERA: 2.91 (8, 1)	2.0		6	0	0	0	2	0	0	0	0	0	0	10	10	0.00	0.000				

Batter	1	2	3	4	5	6	7	8	9	AB	R	H	RBI	BB	SO	LOB	BOTTOM				
<b>Pete Rose, S</b> OBP: 0.323, SLG: 0.346 (1, 7) (6, 9)	FC6-4 BB 1B BB	F8					F8			3	1	1	0	1	0	3	<b>New York Mets @ Cincinnati Reds</b> Riverfront Stadium, Cincinnati, OH Sun Jun 18 1972, 3:33 AM EDT Att: 33,134 - Unknown				
<b>Joe Morgan, L</b> OBP: 0.408, SLG: 0.420 (1, 4) (6, 9)	FC6-4 1-2 BB			CS BB	F7			F9		2	0	0	0	2	0	1					
<b>Bobby Tolan, L</b> OBP: 0.358, SLG: 0.456 (1, 8)	FC6-4 1-2 2-3 1B		L5			K		F7		4	0	0	0	0	1	3					
<b>Johnny Bench, R</b> OBP: 0.380, SLG: 0.615 (1, 2)	K		5-3			K		K		4	0	0	0	0	3	2					
<b>Tony Perez, R</b> OBP: 0.344, SLG: 0.534 (1, 3)				K			F9		P9	4	0	1	1	0	1	0					
<b>Joe Hague, L</b> OBP: 0.386, SLG: 0.492 (1, 9) <b>Cesar Geronimo, L</b> OBP: 0.308, SLG: 0.386 (7, PR) (8, 9)	1-2 3-H K			F7			BB 1B		P3	3	0	1	0	0	1	2					
<b>Hal McRae, R</b> OBP: 0.268, SLG: 0.486 (9, PH)								BB 1B		1	0	0	0	0	0	0					
<b>Denis Menke, R</b> OBP: 0.345, SLG: 0.353 (1, 5)		6-3			F7			P5		4	0	0	0	0	0	1					
<b>Dave Concepcion, R</b> OBP: 0.284, SLG: 0.298 (1, 6)				SH5-4 1B			F2-3-4 1B			2	0	2	0	1	0	0					
<b>Ross Grimsley, L</b> OBP: 0.133, SLG: 0.071 (1, 1) <b>Ted Uhlhaender, L</b> OBP: 0.287, SLG: 0.197 (7, PH) <b>Pedro Borbon, R</b> ERA: 2.91 (8, 1)				SH5-4 1-2			F2-3-4 1-2 K			1	0	0	0	0	0	1					
<b>Inning Stats</b>	R: 1 E: 0 K: 2 S: 8	H: 1 LOB: 2 BB: 2 P: 16	R: 0 E: 0 K: 0 S: 4	H: 1 LOB: 1 BB: 0 P: 4	R: 0 E: 0 K: 1 S: 5	H: 0 LOB: 0 BB: 0 P: 5	R: 0 E: 0 K: 0 S: 4	H: 2 LOB: 1 BB: 0 P: 4	R: 0 E: 0 K: 2 S: 7	H: 0 LOB: 0 BB: 0 P: 7	R: 0 E: 0 K: 1 S: 6	H: 1 LOB: 2 BB: 1 P: 10	R: 0 E: 0 K: 1 S: 5	H: 0 LOB: 0 BB: 0 P: 5	R: 0 E: 0 K: 0 S: 3	H: 0 LOB: 0 BB: 0 P: 3	1B: 5 2B: 1 3B: 0 HR: 0	SF: 0 SAC: 1 DP: 1 HBP: 0	WP: 0 PB: 0 SB: 0 CS: 1	PA: 34	
<b>PITCHER</b>	IP	WLS	BF	H	R	ER	SO	BB	IBB	HBP	BLK	WP	HR	S	P	ERA	WHIP				
<b>Tom Seaver, R</b> ERA: 2.9 (1, 1)	9.0	W	34	5	1	1	7	4	0	0	0	0	0	44	60	1.00	1.000				



Batter	1	2	3	4	5	6	7	8	9	AB	R	H	RBI	BB	SO	LOB	TOP		
Willie Mays, R OBP: 0.441, SLG: 0.363 (1, 8)	0-0 4-3			4-0 FC4-6 BB		0-3 K			4-0 BB	2	0	0	0	2	1	0			
Ken Boswell, L OBP: 0.257, SLG: 0.302 Wayne Garrett, L OBP: 0.370, SLG: 0.268 (1, 4) (3, 4)	0-3 K			0-0 FC4-6 1-2			0-0 4-3		0-0 F8	1	0	0	0	0	1	0			
Tommie Agee, R OBP: 0.344, SLG: 0.401 (1, 9)	0-0 6-3			0-0 F8			0-0 5-3			3	0	0	0	0	0	1			
John Milner, L OBP: 0.361, SLG: 0.500 (1, 7)		0-0 4-3		0-0 6-3			0-0 3-1			3	0	0	0	0	0	1			
Ed Kranepool, L OBP: 0.290, SLG: 0.345 (1, 3)		0-0 4-3			0-0 1-3			0-0 F7		3	0	0	0	0	0	0			
Jim Fregosi, R OBP: 0.314, SLG: 0.384 (1, 5)		0-0 5-3			0-0 6-3			0-3 K		3	0	0	0	0	1	0			
Duffy Dyer, R OBP: 0.395, SLG: 0.643 (1, 2)			0-0 G6-4-3 1B		0-0 5-3			0-0 5-3		3	0	1	0	0	0	0			
Bud Harrelson, S OBP: 0.318, SLG: 0.284 (1, 6)			0-0 G6-4-3 1-2		0-0 F9			0-0 3-1		3	0	0	0	0	0	1			
Jon Matlack, L OBP: 0.250, SLG: 0.179 Danny Frisella, L (7, 1) Dave Marshall, L (9, PH)			0-0 6-3		0-0 G3			0-0 4-3		2	0	0	0	0	0	0			
<b>Inning Stats</b>	R: 0 E: 0 K: 1 S: 5	H: 0 LOB: 0 BB: 0 P: 5	R: 0 E: 0 K: 0 S: 3	H: 0 LOB: 0 BB: 0 P: 3	R: 0 E: 0 K: 0 S: 3	H: 1 LOB: 0 BB: 0 P: 3	R: 0 E: 0 K: 0 S: 3	H: 0 LOB: 1 BB: 0 P: 7	R: 0 E: 0 K: 0 S: 3	H: 0 LOB: 0 BB: 0 P: 3	R: 0 E: 0 K: 1 S: 5	H: 0 LOB: 0 BB: 0 P: 5	R: 0 E: 0 K: 1 S: 5	H: 0 LOB: 0 BB: 0 P: 5	R: 0 E: 0 K: 0 S: 3	H: 0 LOB: 1 BB: 1 P: 7	1B: 1 2B: 0 3B: 0 HR: 0	SF: 0 SAC: 0 DP: 1 HBP: 0	WP: 0 PA: 29 CS: 0
<b>PITCHER</b> Larry Dierker, R ERA: 2.96 (1, 1)	IP: 9.0 WLS: W BF: 29 H: 1 R: 0 ER: 0 SO: 3 BB: 2 IBB: 0 HBP: 0 BLK: 0 WP: 0 HR: 0 S: 33 P: 41 ERA: 0.00 WHIP: 0.333															<b>PITCHER</b> IP: 9.0 WLS: W BF: 29 H: 1 R: 0 ER: 0 SO: 3 BB: 2 IBB: 0 HBP: 0 BLK: 0 WP: 0 HR: 0 S: 33 P: 41 ERA: 0.00 WHIP: 0.333			

New York Mets @ Houston Astros  
Astrodome, Houston, TX  
Mon Jun 19 1972, 8:05 PM EDT  
Att: 22,228 - Dome

AB 27  
R 0  
H 1  
RBI 0  
BB 2  
SO 3  
LOB 5



Batter	1	2	3	4	5	6	7	8	9	AB	R	H	RBI	BB	SO	LOB	BOTTOM		
Roger Metzger, S OBP: 0.278, SLG: 0.233 (1, 6)	0-3 K		0-0 E 1B		0-0 5-3	0-0 F2		4-0 6-3 1B BB		4	1	1	0	1	1	2			
Cesar Cedeno, R OBP: 0.412, SLG: 0.530 (1, 8)	4-0 S BB		0-0 E4 1-3		0-0 P8		0-0 WP 1B 2B	0-0 6-3 1-2		4	1	1	0	1	0	2			
Jimmy Wynn, R OBP: 0.389, SLG: 0.505 (1, 9)	0-3 K 1-2		0-3 K		4-0 2B BB		4-0 1B 1B BB	4-0 FC6-4 1B IBB		2	1	0	0	3	2	3			
Lee May, R OBP: 0.357, SLG: 0.512 (1, 3)	0-0 4-3		0-3 K		0-0 2B		0-0 1B BB 1B	0-0 FC6-4 1B		5	0	3	2	0	1	3			
Bob Watson, R OBP: 0.377, SLG: 0.502 (1, 7)		0-0 6-3		4-0 1B BB	0-0 F8		0-0 1B BB 1B	0-0 FC6-4 FC6-4		3	0	0	0	2	0	4			
Doug Rader, R OBP: 0.298, SLG: 0.427 (1, 5)	0-3 K		0-0 P8		0-0 P8	0-0 L7	0-3 K	0-0 FC6-4 1-2		5	0	0	0	0	2	6			
Tommy Helms, R OBP: 0.278, SLG: 0.314 (1, 4)		0-0 FC4-6 1B		0-0 1B	0-0 1B		0-0 2B 1B	0-0 1B 1B		4	0	4	1	0	0	0			
Larry Howard, R OBP: 0.324, SLG: 0.394 (1, 2)		0-0 FC4-6 1-2		0-0 P1		0-0 1B 1-2	0-0 K	0-0 K		4	0	1	0	0	1	6			
Larry Dierker, R OBP: 0.206, SLG: 0.182 (1, 1)			0-0 1-3		0-3 K		0-0 2B 1B	0-0 6-3		4	0	1	0	0	1	5			
<b>Inning Stats</b>	R: 0 E: 0 K: 2 S: 7	H: 0 LOB: 1 BB: 1 P: 11	R: 0 E: 0 K: 1 S: 6	H: 1 LOB: 1 BB: 0 P: 6	R: 0 E: 1 K: 2 S: 9	H: 1 LOB: 2 BB: 0 P: 9	R: 0 E: 0 K: 1 S: 6	H: 1 LOB: 2 BB: 1 P: 10	R: 0 E: 0 K: 0 S: 4	H: 1 LOB: 2 BB: 1 P: 8	R: 0 E: 0 K: 0 S: 5	H: 3 LOB: 2 BB: 0 P: 5	R: 2 E: 0 K: 2 S: 10	H: 3 LOB: 3 BB: 2 P: 18	R: 1 E: 0 K: 0 S: 4	H: 1 LOB: 2 BB: 2 P: 12	1B: 8 2B: 3 3B: 0 HR: 0	SF: 0 SAC: 0 DP: 0 HBP: 0	WP: 1 PA: 42 CS: 0
<b>PITCHER</b> Jon Matlack, L ERA: 2.46 Danny Frisella, R ERA: 1.46 (1, 1) (7, 1)	IP: 6.0 WLS: L BF: 31 H: 9 R: 2 ER: 2 SO: 6 BB: 4 IBB: 0 HBP: 0 BLK: 0 WP: 1 HR: 0 S: 39 P: 55 ERA: 3.00 WHIP: 2.167															<b>PITCHER</b> IP: 2.0 WLS: L BF: 11 H: 2 R: 1 ER: 1 SO: 2 BB: 2 IBB: 1 HBP: 0 BLK: 0 WP: 0 HR: 0 S: 12 P: 24 ERA: 4.50 WHIP: 2.000			

New York Mets @ Houston Astros  
Astrodome, Houston, TX  
Mon Jun 19 1972, 8:05 PM EDT  
Att: 22,228 - Dome

AB 35  
R 3  
H 11  
RBI 3  
BB 7  
SO 8  
LOB 31





Batter	1	2	3	4	5	6	7	8	9	AB	R	H	RBI	BB	SO	LOB	TOP					
Tommie Agee, R OBP: 0.338, SLG: 0.395 (1, 8)	F9		6-3		K		SF8			3	0	0	1	0	1	0	<b>New York Mets @ Houston Astros</b> Astrodome, Houston, TX Tue Jun 20 1972, 8:05 PM EDT Att: 26,394 - Dome					
Ken Boswell, L OBP: 0.256, SLG: 0.296 (1, 4)	F8		F8			4-3	4-1			3	0	0	0	1	0	1						
Dave Marshall, L OBP: 0.105, SLG: 0.056 (1, 9)	E8			G3		K		K		4	0	1	0	0	2	0						
John Milner, L OBP: 0.358, SLG: 0.518 (1, 7)	K			HR		K		4-3		4	1	1	1	0	2	2						
Ed Kranepool, L OBP: 0.289, SLG: 0.368 (1, 3)	F5			K			HR	F7		4	1	1	1	0	1	2						
Jim Fregosi, R OBP: 0.318, SLG: 0.386 (1, 5)		F9		FC6-4 1B			1B 4-3 1B		6-3	4	1	2	0	0	0	0						
Duffy Dyer, R OBP: 0.388, SLG: 0.622 (1, 2)	F9		FC6-4 1-2				4-3 1B SF8 1B		K	4	1	1	0	0	1	1						
Bud Harrelson, S OBP: 0.315, SLG: 0.282 (1, 6)					P4				F8	2	0	0	0	0	0	0						
Ted Martinez, R OBP: 0.256, SLG: 0.303 (7, 6)	P5						1-2 2-3 1B			2	0	1	0	0	0	0						
Jim McAndrew, R OBP: 0.105, SLG: 0.056 (1, 1)			G3							2	0	0	0	0	0	0						
Buzz Capra, R OBP: 0.400, SLG: 0.250 (5, 1)					6-3					0	0	0	0	0	0	0						
Wayne Garrett, L OBP: 0.365, SLG: 0.263 (7, PH)							1-2 2-3 3-H			1	0	0	1	0	0	2						
Chuck Taylor, R OBP: 0.263, SLG: 0.303 (7, 1)										0	0	0	0	0	0	0						
<b>Inning Stats</b>	R: 0 E: 1 K: 1 S: 6	H: 1 LOB: 2 BB: 1 P: 10	R: 0 E: 0 K: 0 S: 3	H: 0 LOB: 0 BB: 0 P: 3	R: 0 E: 0 K: 0 S: 3	H: 0 LOB: 0 BB: 0 P: 3	R: 1 E: 0 K: 1 S: 7	H: 2 LOB: 1 BB: 0 P: 7	R: 0 E: 0 K: 2 S: 5	H: 0 LOB: 0 BB: 0 P: 5	R: 0 E: 0 K: 2 S: 7	H: 0 LOB: 0 BB: 0 P: 7	R: 3 E: 0 K: 0 S: 7	H: 4 LOB: 1 BB: 0 P: 7	R: 0 E: 0 K: 1 S: 5	H: 0 LOB: 0 BB: 0 P: 5	R: 0 E: 0 K: 1 S: 5	H: 0 LOB: 0 BB: 0 P: 5	1B: 5 2B: 0 3B: 0 HR: 2	SF: 1 SAC: 0 DP: 0 HBP: 0	WP: 0 PB: 0 SB: 0 CS: 0	PA: 35
<b>PITCHER</b>	IP WLS BF H R ER SO BB IBB HBP BLK WP HR S P ERA WHIP	IP WLS BF H R ER SO BB IBB HBP BLK WP HR S P ERA WHIP															IP WLS BF H R ER SO BB IBB HBP BLK WP HR S P ERA WHIP					
Ken Forsch, R ERA: 3.4 (1, 1)	6.0 W 26 7 4 4 5 1 0 0 0 0 2 35 39 6.00 1.333															3.0 S 9 0 0 0 2 0 0 0 0 0 0 13 13 0.00 0.000						
Jim Ray, R ERA: 4.83 (7, 1)																						

AB	33
R	4
H	7
RBI	4
BB	1
SO	7
LOB	8



Batter	1	2	3	4	5	6	7	8	9	AB	R	H	RBI	BB	SO	LOB	BOTTOM				
Roger Metzger, S OBP: 0.282, SLG: 0.241 (1, 6)	F8		BB 1B	G4-3 1B			4-3			5	1	3	1	0	0	1	<b>New York Mets @ Houston Astros</b> Astrodome, Houston, TX Tue Jun 20 1972, 8:05 PM EDT Att: 26,394 - Dome				
Cesar Cadenio, R OBP: 0.403, SLG: 0.519 (1, 8)	P4		SF8	G4-3 1-2	F5			5-3		4	0	0	1	0	0	4					
Jimmy Wynn, R OBP: 0.394, SLG: 0.503 (1, 9)	K		3-H 4-0 1B 1B BB		HR 1B		F7			3	1	1	0	2	1	0					
Lee May, R OBP: 0.357, SLG: 0.523 (1, 3)		K	K		HR 1B		E8		F8	5	1	2	2	0	2	4					
Bob Watson, R OBP: 0.378, SLG: 0.505 (1, 7)					P8		K		FC6-4 1-2	5	0	2	2	0	1	2					
Doug Rader, R OBP: 0.301, SLG: 0.426 (1, 5)							K			3	1	1	0	1	2	2					
Tommy Helms, R OBP: 0.283, SLG: 0.324 (1, 4)	F7		F7		1B 2B				FC4-6 1B	4	1	2	1	0	0	4					
Larry Howard, R OBP: 0.366, SLG: 0.417 (1, 2)					1B SH SF8 1B		FC4-6 SH3			3	1	2	0	1	0	1					
Ken Forsch, R OBP: 0.125, SLG: 0.087 (1, 1)					SH BB 1B				SH3	1	1	0	0	0	1	2					
Jim Ray, R OBP: 0.200, SLG: 0.200 (7, 1)					SH3-4 1B		K			0	0	0	0	0	0	0					
<b>Inning Stats</b>	R: 0 E: 0 K: 1 S: 5	H: 0 LOB: 0 BB: 0 P: 5	R: 0 E: 0 K: 2 S: 8	H: 1 LOB: 1 BB: 0 P: 8	R: 3 E: 0 K: 1 S: 10	H: 4 LOB: 3 BB: 1 P: 14	R: 0 E: 0 K: 0 S: 4	H: 2 LOB: 1 BB: 0 P: 4	R: 4 E: 0 K: 1 S: 9	H: 4 LOB: 2 BB: 2 P: 17	R: 0 E: 1 K: 2 S: 8	H: 1 LOB: 1 BB: 0 P: 8	R: 0 E: 0 K: 0 S: 4	H: 1 LOB: 1 BB: 0 P: 4	R: 0 E: 0 K: 0 S: 3	H: 0 LOB: 1 BB: 1 P: 7		1B: 10 2B: 2 3B: 0 HR: 1	SF: 1 SAC: 3 DP: 1 HBP: 0	WP: 0 PB: 0 SB: 0 CS: 0	PA: 41
<b>PITCHER</b>	IP WLS BF H R ER SO BB IBB HBP BLK WP HR S P ERA WHIP	IP WLS BF H R ER SO BB IBB HBP BLK WP HR S P ERA WHIP																IP WLS BF H R ER SO BB IBB HBP BLK WP HR S P ERA WHIP			
Jim McAndrew, R ERA: 3.09 (1, 1)	4.0 L 22 3 2 2 3 1 1 0 0 0 0 15 23 9.00 2.500																				
Buzz Capra, R ERA: 4.5 (5, 1)	2.0 11 3 2 2 3 1 1 0 0 0 0 7 11 0.00 1.000																				
Chuck Taylor, R ERA: 5.2 (7, 1)																					

AB	33
R	7
H	13
RBI	7
BB	4
SO	7
LOB	20









Batter	1	2	3	4	5	6	7	8	9	AB	R	H	RBI	BB	SO	LOB	TOP			
Lou Brock, L (1,7) OBP: 0.342, SLG: 0.401										5	1	3	1	0	0	2				
Ed Crosby, L (1,4) OBP: 0.304, SLG: 0.258										4	1	2	1	1	1	1				
Matty Alou, L (1,3) OBP: 0.365, SLG: 0.410										5	2	2	1	0	1	4				
Donn Clendenon, R (7,3) OBP: 0.287, SLG: 0.316										0	0	0	0	0	0	0				
Joe Torre, R (1,5) OBP: 0.352, SLG: 0.491										4	1	1	1	0	0	4				
Ted Simmons, S (1,2) OBP: 0.326, SLG: 0.457										5	2	3	1	0	0	1				
Jose Cruz, L (1,8) OBP: 0.260, SLG: 0.230										4	1	0	0	1	2	4				
Bernie Carbo, L (1,9) OBP: 0.365, SLG: 0.205										2	0	0	0	0	0	2				
Luis Melendez, R (5,PH) OBP: 0.276, SLG: 0.336										3	1	2	5	0	0	0				
Dal Maxvill, R (1,6) OBP: 0.267, SLG: 0.226										4	2	2	1	1	0	0				
Reggie Cleveland, R (1,1) OBP: 0.257, SLG: 0.235										3	0	2	0	0	0	2				
<b>Inning Stats</b>	R: 3 E: 0 K: 1 S: 9	H: 4 LOB: 1 BB: 0 P: 9	R: 0 E: 0 K: 1 S: 7	H: 2 LOB: 3 BB: 1 P: 11	R: 0 E: 0 K: 0 S: 3	H: 1 LOB: 0 BB: 0 P: 3	R: 1 E: 0 K: 0 S: 4	H: 1 LOB: 1 BB: 1 P: 8	R: 5 E: 0 K: 1 S: 9	H: 4 LOB: 0 BB: 1 P: 13	R: 2 E: 0 K: 0 S: 7	H: 3 LOB: 2 BB: 0 P: 7	R: 0 E: 0 K: 1 S: 5	H: 0 LOB: 0 BB: 0 P: 5	R: 0 E: 0 K: 0 S: 4	H: 1 LOB: 1 BB: 0 P: 4	1B: 12 2B: 4 3B: 0 HR: 1	SF: 2 SAC: 2 DP: 2 HBP: 0	WP: 0 PB: 0 SB: 0 CS: 0	PA: 46
<b>PITCHER</b>	IP WLS BF H R ER SO BB IBB HBP BLK WP HR S P ERA WHIP																			
Tom Seaver, R (1,1) ERA: 3.41	4.0 L 24 10 7 7 2 3 0 0 0 0 0 0 25 37 15.75 3.250																			
Ray Sadecki, L (5,1) ERA: 4.74	1.2 11 5 4 2 1 0 0 0 0 0 0 1 13 13 10.80 3.000																			
Chuck Taylor, R (6,1) ERA: 4.97	1.1 4 1 0 0 0 0 0 0 0 0 0 0 4 4 0.00 0.750																			
Buzz Capra, R (8,1) ERA: 4.31	2.0 7 1 0 0 1 0 0 0 0 0 0 0 9 9 0.00 0.500																			

St. Louis Cardinals @ New York Mets  
Shea Stadium, Flushing, NY  
Sat Jun 24 1972, 3:33 AM EDT  
Att: 45,334 - Unknown

AB 39  
R 11  
H 17  
RBI 11  
BB 3  
SO 4  
LOB 20



Batter	1	2	3	4	5	6	7	8	9	AB	R	H	RBI	BB	SO	LOB	BOTTOM					
Tommie Agee, R (1,8) OBP: 0.339, SLG: 0.396										3	0	1	0	1	1	0						
Ted Martinez, R (1,4) OBP: 0.256, SLG: 0.301										4	0	1	0	0	1	2						
Dave Marshall, L (1,9) OBP: 0.148, SLG: 0.231										4	0	1	0	0	1	2						
John Milner, L (1,7) OBP: 0.359, SLG: 0.508										4	0	2	0	0	0	2						
Duffy Dyer, R (1,2) OBP: 0.364, SLG: 0.585										4	0	0	0	0	1	3						
Jim Fregosi, R (1,5) OBP: 0.325, SLG: 0.396										3	0	1	0	1	0	0						
Ed Kranepool, L (1,3) OBP: 0.279, SLG: 0.347										3	0	0	0	1	0	1						
Bud Harrelson, S (1,6) OBP: 0.316, SLG: 0.280										2	0	0	0	0	0	0						
Chuck Taylor, R (6,1)										0	0	0	0	0	0	0						
Wayne Garrett, L (7,PH) OBP: 0.355, SLG: 0.254										1	0	0	0	0	1	1						
Buzz Capra, R (8,PH) OBP: 0.200, SLG: 0.250										0	0	0	0	0	0	0						
Jim Beauchamp, R (9,PH) OBP: 0.270, SLG: 0.250										1	0	0	0	0	1	3						
Tom Seaver, R (1,1) OBP: 0.216, SLG: 0.400										1	0	0	0	0	1	0						
Ray Sadecki, L (5,1) OBP: 0.200, SLG: 0.200										0	0	0	0	0	0	0						
Ken Boswell, L (6,4) OBP: 0.252, SLG: 0.289										3	0	0	0	0	1	3						
<b>Inning Stats</b>	R: 0 E: 0 K: 1 S: 6	H: 1 LOB: 2 BB: 1 P: 10	R: 0 E: 0 K: 0 S: 3	H: 0 LOB: 0 BB: 0 P: 3	R: 0 E: 0 K: 2 S: 7	H: 0 LOB: 0 BB: 0 P: 7	R: 0 E: 0 K: 1 S: 5	H: 0 LOB: 0 BB: 0 P: 5	R: 0 E: 0 K: 1 S: 3	H: 0 LOB: 0 BB: 0 P: 3	R: 0 E: 0 K: 1 S: 7	H: 2 LOB: 2 BB: 0 P: 7	R: 0 E: 0 K: 1 S: 5	H: 0 LOB: 1 BB: 1 P: 9	R: 0 E: 0 K: 1 S: 6	H: 1 LOB: 0 BB: 0 P: 6	R: 0 E: 0 K: 1 S: 7	H: 2 LOB: 3 BB: 1 P: 11	1B: 6 2B: 0 3B: 0 HR: 0	SF: 0 SAC: 0 DP: 0 HBP: 0	WP: 0 PB: 0 SB: 0 CS: 0	PA: 36
<b>PITCHER</b>	IP WLS BF H R ER SO BB IBB HBP BLK WP HR S P ERA WHIP																					
Reggie Cleveland, R (1,1) ERA: 3.31	9.0 W 36 6 0 0 8 3 0 0 0 0 0 0 49 61 0.00 1.000																					

St. Louis Cardinals @ New York Mets  
Shea Stadium, Flushing, NY  
Sat Jun 24 1972, 3:33 AM EDT  
Att: 45,334 - Unknown

AB 33  
R 0  
H 6  
RBI 0  
BB 3  
SO 8  
LOB 17





Batter	1	2	3	4	5	6	7	8	9	AB	R	H	RBI	BB	SO	LOB	TOP								
<b>Lou Brock, L</b> OBP: 0.347, SLG: 0.402 (1, 7)	4-3		G3 BB		6-3		2B 1B	2H 1B		4	1	2	1	1	0	0	<b>St. Louis Cardinals @ New York Mets</b> Shea Stadium, Flushing, NY Sun Jun 25 1972, 3:33 AM EDT Unknown								
<b>Luis Melendez, R</b> OBP: 0.288, SLG: 0.349 (1, 8)	E8 2B 1B		K				2B SF8 BB	CS	F8	4	2	2	0	1	1	1									
<b>Matty Alou, L</b> OBP: 0.366, SLG: 0.415 <b>Bernie Carbo, L</b> OBP: 0.366, SLG: 0.205 (9, PR) (9, 9)	1-4-3		G3		6-3		SF8 1-3 2H		2B FC1-2 1B	5	0	2	1	0	0	3									
<b>Joe Torre, R</b> OBP: 0.361, SLG: 0.502 (1, 5)									FC1-2 1B 2B	3	2	2	1	2	0	0									
<b>Jerry McNertney, R</b> OBP: 0.412, SLG: 0.500 (1, 2)	1-3		K				SF8		FC1-2 1B IBB	3	1	1	2	1	1	3									
<b>Donn Clendenon, R</b> OBP: 0.272, SLG: 0.296 (1, 3)					6-3		K		FC1-2 1B	5	0	0	0	0	3	6									
<b>Dwain Anderson, R</b> OBP: 0.326, SLG: 0.286 (1, 6)			K		K		FC6-4 1-2		SH1-3 1B	5	1	2	2	0	2	1									
<b>Dal Maxvill, R</b> OBP: 0.266, SLG: 0.227 (1, 4)					L4		F8		SH1-3 F9	4	0	1	0	0	0	3									
<b>Scipio Spinks, R</b> OBP: 0.158, SLG: 0.158 (1, 1)			K				P5		F9	4	0	0	0	0	2	2									
<b>Inning Stats</b>	R: 1 E: 1 K: 0 S: 5	H: 2 LOB: 1 BB: 0 P: 5	R: 0 E: 0 K: 3 S: 10	H: 1 LOB: 1 BB: 0 P: 10	R: 0 E: 0 K: 2 S: 7	H: 0 LOB: 2 BB: 2 P: 15	R: 0 E: 0 K: 1 S: 5	H: 0 LOB: 0 BB: 0 P: 5	R: 0 E: 0 K: 1 S: 6	H: 1 LOB: 1 BB: 0 P: 6	R: 1 E: 1 K: 1 S: 7	H: 1 LOB: 1 BB: 0 P: 7	R: 2 E: 0 K: 1 S: 7	H: 2 LOB: 2 BB: 2 P: 15	R: 1 E: 0 K: 0 S: 4	H: 2 LOB: 0 BB: 0 P: 4	R: 2 E: 0 K: 0 S: 6	H: 3 LOB: 2 BB: 1 P: 10	1B: 8 2B: 4 3B: 0 HR: 0	SF: 1 SAC: 1 DP: 0 HBP: 0	WP: 1 PB: 0 SB: 2 CS: 1	PA: 45			
<b>PITCHER</b>	IP	WLS	BF	H	R	ER	SO	BB	IBB	HBP	BLK	WP	HR	S	P	ERA	WHIP								
<b>Jon Matlack, L</b> ERA: 2.57 (1, 1)	7.0	L	33	7	4	3	9	2	2	0	0	1	0	47	63	3.86	1.286								
<b>Chuck Taylor, R</b> ERA: 5.52 (8, 1)	2.0		11	5	3	3	0	0	1	0	0	0	0	10	14	13.50	2.500								

Batter	1	2	3	4	5	6	7	8	9	AB	R	H	RBI	BB	SO	LOB	BOTTOM								
<b>Tommie Agee, R</b> OBP: 0.336, SLG: 0.389 (1, 8)	4-3		1-2 BB		K		F2		FC1-6	4	0	0	0	1	1	4	<b>St. Louis Cardinals @ New York Mets</b> Shea Stadium, Flushing, NY Sun Jun 25 1972, 3:33 AM EDT Unknown								
<b>Bud Harrelson, S</b> OBP: 0.321, SLG: 0.280 (1, 6)			K			1B BB			K	3	1	1	0	2	2	4									
<b>Dave Marshall, L</b> OBP: 0.194, SLG: 0.241 (1, 9)					K		4-3			3	0	1	0	1	1	5									
<b>John Milner, L</b> OBP: 0.356, SLG: 0.500 (1, 7)			K		6-3		L6-3 1B		K	4	0	1	1	0	2	4									
<b>Cleon Jones, R</b> OBP: 0.314, SLG: 0.343 (1, 3)	FC6-4				K		L6-3		6-3	4	0	0	0	0	1	4									
<b>Jim Fregosi, R</b> OBP: 0.319, SLG: 0.387 (1, 5)			K		K		K		P4	4	0	0	0	0	3	1									
<b>Duffy Dyer, R</b> OBP: 0.348, SLG: 0.558 (1, 2)			K		1-3		P3		5-3	4	0	0	0	0	1	0									
<b>Ted Martinez, R</b> OBP: 0.267, SLG: 0.309 (1, 4)			K		4-3		BB 1B		FC1-6 BB 1B	4	0	2	0	0	1	0									
<b>Jon Matlack, L</b> OBP: 0.265, SLG: 0.172 <b>Ken Boswell, L</b> OBP: 0.256, SLG: 0.293 (7, PH) <b>Chuck Taylor, R</b> <b>Wayne Garrett, L</b> OBP: 0.364, SLG: 0.254 (9, PH)							BB BB		FC1-6 BB	1	0	0	0	1	1	0									
<b>Inning Stats</b>	R: 0 E: 0 K: 1 S: 6	H: 1 LOB: 2 BB: 1 P: 10	R: 0 E: 0 K: 3 S: 9	H: 0 LOB: 0 BB: 0 P: 9	R: 0 E: 0 K: 2 S: 7	H: 0 LOB: 2 BB: 2 P: 15	R: 0 E: 0 K: 2 S: 7	H: 0 LOB: 0 BB: 0 P: 7	R: 0 E: 0 K: 2 S: 7	H: 0 LOB: 0 BB: 0 P: 7	R: 1 E: 0 K: 1 S: 6	H: 2 LOB: 1 BB: 1 P: 10	R: 0 E: 0 K: 0 S: 5	H: 2 LOB: 3 BB: 1 P: 9	R: 0 E: 0 K: 1 S: 5	H: 0 LOB: 0 BB: 0 P: 5	R: 0 E: 0 K: 1 S: 6	H: 1 LOB: 2 BB: 1 P: 10	1B: 6 2B: 1 3B: 0 HR: 0	SF: 0 SAC: 0 DP: 1 HBP: 0	WP: 0 PB: 0 SB: 0 CS: 0	PA: 38			
<b>PITCHER</b>	IP	WLS	BF	H	R	ER	SO	BB	IBB	HBP	BLK	WP	HR	S	P	ERA	WHIP								
<b>Scipio Spinks, R</b> ERA: 2.44 (1, 1)	9.0	W	38	6	1	1	13	6	0	0	0	0	0	58	82	1.00	1.333								











Batter	1	2	3	4	5	6	7	8	9	AB	R	H	RBI	BB	SO	LOB	TOP								
Dave Cash, R OBP: 0.315, SLG: 0.386 (1, 4)	F7		6-3			SH3-4 SF7 2B		4-3 2B		4	1	2	0	0	0	0	<b>Pittsburgh Pirates @ New York Mets</b> Shea Stadium, Flushing, NY Tue Jun 27 1972, 3:33 AM EDT Att: 38,152 - Unknown								
Vic Davallilo, L OBP: 0.391, SLG: 0.466 (1, 9)	F2		4-1			SH3-4		4-3		3	0	0	0	0	0	1									
Al Oliver, L OBP: 0.366, SLG: 0.466 (1, 8)	F7					SF7		3-1		3	1	1	2	0	0	1									
Willie Stargell, L OBP: 0.380, SLG: 0.582 (1, 7)		HR				K				4	1	1	0	0	1	0									
Richie Hebner, L OBP: 0.398, SLG: 0.500 (1, 5)		HR								3	1	1	2	1	0	0									
Milt May, L OBP: 0.212, SLG: 0.208 (1, 2)										4	0	0	0	0	1	2									
Bob Robertson, R OBP: 0.260, SLG: 0.233 (1, 3)										3	0	0	0	1	0	2									
Jackie Hernandez, R OBP: 0.238, SLG: 0.271 Ramon Hernandez, S (8, 1)										3	0	0	0	0	0	2									
Bruce Kison, R OBP: 0.200, SLG: 0.287 Bob Johnson, L OBP: 0.300, SLG: 0.316 Luke Walker, L (6, 1) Bob Miller, R (7, 1) Rennie Stennett, R OBP: 0.358, SLG: 0.496 (8, 9)										2	0	0	0	0	2	0									
<b>Inning Stats</b>	R: 0 E: 0 K: 0 S: 3	H: 0 LOB: 0 BB: 0 P: 3	R: 2 E: 0 K: 0 S: 4	H: 2 LOB: 0 BB: 1 P: 8	R: 0 E: 0 K: 1 S: 5	H: 0 LOB: 0 BB: 0 P: 5	R: 1 E: 0 K: 0 S: 4	H: 1 LOB: 0 BB: 0 P: 4	R: 0 E: 0 K: 1 S: 5	H: 0 LOB: 0 BB: 0 P: 5	R: 1 E: 0 K: 1 S: 6	H: 1 LOB: 1 BB: 0 P: 6	R: 0 E: 0 K: 0 S: 3	H: 0 LOB: 1 BB: 1 P: 7	R: 0 E: 0 K: 0 S: 4	H: 1 LOB: 1 BB: 0 P: 4		R: 0 E: 1 K: 1 S: 6	H: 0 LOB: 1 BB: 0 P: 6	1B: 1 2B: 2 3B: 0 HR: 2	SF: 1 SAC: 1 DP: 1 HBP: 0	WP: 0 PB: 0 SB: 0 CS: 0	PA: 34		
<b>PITCHER</b>	IP	WLS	BF	H	R	ER	SO	BB	IBB	HBP	BLK	WP	HR	S	P	ERA	WHIP								
Jim McAndrew, R ERA: 3.32 (1, 1)	4.0		15	3	3	3	1	1	0	0	0	0	2	16	20	6.75	1.000								
Ray Sadecki, L ERA: 4.71 (5, 1)	2.0		7	1	1	1	2	0	0	0	0	0	0	11	11	4.50	0.500								
Danny Frisella, R ERA: 1.59 (7, 1)	3.0	W	12	1	0	0	1	1	0	0	0	0	0	13	17	0.00	0.667								

AB 30  
R 4  
H 5  
RBI 4  
BB 2  
SO 4  
LOB 8



Batter	1	2	3	4	5	6	7	8	9	AB	R	H	RBI	BB	SO	LOB	BOTTOM								
Tommie Agee, R OBP: 0.335, SLG: 0.390 Willie Mays, R OBP: 0.432, SLG: 0.351 (1, 8)	K	K								3	0	0	0	0	2	0	<b>Pittsburgh Pirates @ New York Mets</b> Shea Stadium, Flushing, NY Tue Jun 27 1972, 3:33 AM EDT Att: 38,152 - Unknown								
Bud Harrelson, S OBP: 0.321, SLG: 0.283 (1, 6)	G3		1-3							4	0	1	0	1	0	3									
Dave Marshall, L OBP: 0.250, SLG: 0.250 (1, 9)	BB 1B		HBP							4	1	2	0	0	1	1									
John Milner, L OBP: 0.370, SLG: 0.538 (1, 7)	BB 1B		F9							4	2	2	0	0	0	3									
Cleon Jones, R OBP: 0.322, SLG: 0.335 Jim Beauchamp, R OBP: 0.270, SLG: 0.250 (1, 3)	BB 1B		HBP							0	2	0	0	3	0	0									
Jim Fregosi, R OBP: 0.316, SLG: 0.397 (9, 3)	BB		HBP							0	0	0	0	0	0	0									
Jim Fregosi, R OBP: 0.316, SLG: 0.397 (1, 5)	BB		K							4	1	2	5	0	1	3									
Ted Martinez, R OBP: 0.270, SLG: 0.308 (1, 4)	BB 1B		K							4	1	1	0	0	0	2									
Jerry Grote, R OBP: 0.318, SLG: 0.344 (1, 2)										4	0	1	1	0	0	0									
Jim McAndrew, R OBP: 0.100, SLG: 0.053 Ken Boswell, L OBP: 0.253, SLG: 0.289 Ray Sadecki, L OBP: 0.200, SLG: 0.200 Ed Kranepool, L OBP: 0.291, SLG: 0.347 Danny Frisella, L (7, 1)										1	0	0	0	0	1	0									
<b>Inning Stats</b>	R: 2 E: 0 K: 1 S: 8	H: 3 LOB: 2 BB: 1 P: 12	R: 0 E: 0 K: 2 S: 7	H: 0 LOB: 0 BB: 0 P: 7	R: 0 E: 0 K: 1 S: 5	H: 0 LOB: 0 BB: 0 P: 7	R: 0 E: 0 K: 0 S: 3	H: 0 LOB: 0 BB: 0 P: 3	R: 0 E: 0 K: 0 S: 4	H: 2 LOB: 1 BB: 0 P: 4	R: 2 E: 0 K: 0 S: 4	H: 2 LOB: 3 BB: 1 P: 16	R: 3 E: 0 K: 0 S: 5	H: 2 LOB: 1 BB: 1 P: 9	R: 0 E: 0 K: 1 S: 5	H: 0 LOB: 1 BB: 1 P: 9	1B: 7 2B: 0 3B: 1 HR: 1	SF: 0 SAC: 0 DP: 2 HBP: 2	WP: 0 PB: 1 SB: 0 CS: 0	PA: 39					
<b>PITCHER</b>	IP	WLS	BF	H	R	ER	SO	BB	IBB	HBP	BLK	WP	HR	S	P	ERA	WHIP								
Bruce Kison, R ERA: 2.88 (1, 1)	5.1		26	7	4	4	4	2	0	2	0	0	0	30	40	6.75	1.688								
Bob Johnson, R ERA: 4.08 (6, 1)	0.0		2	0	0	0	0	2	0	0	0	0	0	0	8	∞	∞								
Luke Walker, L ERA: 3.86 (6, 1)	1.0	L	4	1	2	2	0	0	1	0	0	0	0	3	7	18.00	1.000								
Bob Miller, R ERA: 1.86 (7, 1)	0.2		3	1	1	1	0	0	0	0	0	0	1	3	3	13.50	1.500								
Ramon Hernandez, L ERA: 0.59 (8, 1)	1.0		4	0	0	0	1	1	0	0	0	0	0	5	9	0.00	1.000								





Batter	1	2	3	4	5	6	7	8	9	AB	R	H	RBI	BB	SO	LOB	TOP					
<b>Willie Mays, R</b> OBP: 0.390, SLG: 0.339 (1, 8)	F9		F7		6-3		F8			4	0	0	0	0	0	1	<b>New York Mets @ Philadelphia Phillies</b> Veterans Stadium, Philadelphia, PA Wed Jun 28 1972, 7:05 PM EDT Att: 26,545 - Unknown					
<b>Bud Harrelson, S</b> OBP: 0.323, SLG: 0.281 (1, 6)	K			2B			F7			2	1	0	0	2	1	0						
<b>Dave Marshall, L</b> OBP: 0.273, SLG: 0.325 (1, 9)	K			1B	F5			4-3	2B	4	2	2	1	0	1	1						
<b>Jim Fregosi, R</b> OBP: 0.315, SLG: 0.394 (1, 5)		F9		BB	F8			4-3		4	0	1	0	0	0	2						
<b>Ed Kranepool, L</b> OBP: 0.292, SLG: 0.346 (1, 3)				BB						3	0	1	0	0	0	2						
<b>Jim Beauchamp, R</b> OBP: 0.263, SLG: 0.250 (8, PH) (8, 3)	G3			2-3				SF9		0	0	0	1	0	0	0						
<b>Ted Martinez, R</b> OBP: 0.270, SLG: 0.306 (1, 7)	P5			1-2				L6		4	0	1	1	0	0	1						
<b>Wayne Garrett, L</b> OBP: 0.357, SLG: 0.234 (1, 4)			F3	1-2		P4			K	3	0	0	0	1	1	1						
<b>Jerry Grote, R</b> OBP: 0.310, SLG: 0.333 (1, 2)			6-3	2-3	F7		F3		K	4	0	0	0	0	1	4						
<b>Tom Seaver, R</b> OBP: 0.220, SLG: 0.385 (1, 1)					1-3		F9		F7	4	0	1	0	0	0	3						
<b>Inning Stats</b>	R: 0 E: 0 K: 2 S: 7	H: 0 LOB: 0 BB: 0 P: 7	R: 0 E: 0 K: 0 S: 3	H: 0 LOB: 0 BB: 0 P: 3	R: 0 E: 0 K: 0 S: 4	H: 1 LOB: 1 BB: 0 P: 4	R: 2 E: 0 K: 0 S: 6	H: 3 LOB: 3 BB: 2 P: 14	R: 0 E: 0 K: 0 S: 3	H: 0 LOB: 1 BB: 0 P: 7	R: 0 E: 0 K: 0 S: 4	H: 0 LOB: 0 BB: 0 P: 4	R: 0 E: 0 K: 0 S: 3	H: 0 LOB: 0 BB: 0 P: 3	R: 1 E: 0 K: 0 S: 4	H: 1 LOB: 0 BB: 0 P: 4	R: 0 E: 0 K: 0 S: 7	H: 0 LOB: 0 BB: 0 P: 7	1B: 4 2B: 2 3B: 0 HR: 0	SF: 1 SAC: 0 DP: 0 HBP: 0	WP: 0 PB: 0 CS: 0	PA: 36
<b>PITCHER</b>	IP	WLS	BF	H	R	ER	SO	BB	IBB	HBP	BLK	WP	HR	S	P	ERA	WHIP					
<b>Gary Neibauer, R</b> ERA: 6.0 (1, 1)	7.1	L	31	6	3	3	2	3	0	0	0	0	0	32	44	3.68	1.227					
<b>Woodie Fryman, L</b> ERA: 4.35 (8, 1)	1.2		5	0	0	0	2	0	0	0	0	0	0	9	9	0.00	0.000					

AB 32  
R 3  
H 6  
RBI 3  
BB 3  
SO 4  
LOB 15



Batter	1	2	3	4	5	6	7	8	9	AB	R	H	RBI	BB	SO	LOB	BOTTOM				
<b>Denny Doyle, L</b> OBP: 0.306, SLG: 0.320 (1, 4)	4-3				4-3			K		4	0	1	1	0	1	0	<b>New York Mets @ Philadelphia Phillies</b> Veterans Stadium, Philadelphia, PA Wed Jun 28 1972, 7:05 PM EDT Att: 26,545 - Unknown				
<b>Don Money, R</b> OBP: 0.327, SLG: 0.326 (1, 5)	E	F8						F9		4	1	2	0	0	0	1					
<b>Oscar Gamble, L</b> OBP: 0.333, SLG: 0.333 (1, 9)	E8		F9		4-1			4-3		4	0	1	1	0	0	1					
<b>Joe Lis, R</b> OBP: 0.318, SLG: 0.211 (1, 3)			K				F9		K	4	0	1	0	0	2	0					
<b>Willie Montanez, L</b> OBP: 0.309, SLG: 0.350 (1, 8)	K		4-3				K		P6	4	0	0	0	0	2	2					
<b>Bill Robinson, R</b> OBP: 0.182, SLG: 0.273 (1, 7)	4-3						F8			3	0	0	0	0	1	2					
<b>Tom Hutton, L</b> OBP: 0.333, SLG: 0.401 (8, PH) (8, 3)				K					1B	1	0	1	0	0	0	0					
<b>Larry Bowa, S</b> OBP: 0.290, SLG: 0.295 (1, 6)					3-1			F9		3	1	1	0	0	0	0					
<b>Greg Luzinski, R</b> OBP: 0.328, SLG: 0.440 (8, PH) (8, 3)									4-3	1	0	0	0	0	0	1					
<b>John Bateman, R</b> OBP: 0.348, SLG: 0.450 (1, 2)					P6					3	0	0	0	0	1	1					
<b>Gary Neibauer, R</b> Woodie Fryman, R OBP: 0.192, SLG: 0.280 (8, 1)									K	3	0	0	0	0	3	1					
<b>Inning Stats</b>	R: 1 E: 1 K: 1 S: 8	H: 3 LOB: 2 BB: 0 P: 8	R: 1 E: 0 K: 2 S: 9	H: 2 LOB: 1 BB: 0 P: 9	R: 0 E: 0 K: 1 S: 5	H: 0 LOB: 0 BB: 0 P: 5	R: 0 E: 0 K: 1 S: 5	H: 0 LOB: 0 BB: 0 P: 5	R: 0 E: 0 K: 1 S: 5	H: 0 LOB: 0 BB: 0 P: 5	R: 0 E: 0 K: 1 S: 5	H: 0 LOB: 0 BB: 0 P: 5	R: 0 E: 0 K: 1 S: 6	H: 1 LOB: 1 BB: 0 P: 6	R: 0 E: 0 K: 1 S: 6	H: 1 LOB: 1 BB: 0 P: 6	1B: 5 2B: 2 3B: 0 HR: 0	SF: 0 SAC: 0 DP: 0 HBP: 0	WP: 0 PB: 0 CS: 0	PA: 34	
<b>PITCHER</b>	IP	WLS	BF	H	R	ER	SO	BB	IBB	HBP	BLK	WP	HR	S	P	ERA	WHIP				
<b>Tom Seaver, R</b> ERA: 3.29 (1, 1)	9.0	W	34	7	2	2	10	0	0	0	0	0	0	54	54	2.00	0.778				

AB 34  
R 2  
H 7  
RBI 2  
BB 0  
SO 10  
LOB 9





Batter	1	2	3	4	5	6	7	8	9	AB	R	H	RBI	BB	SO	LOB	TOP				
<b>Willie Mays, R</b> OBP: 0.419, SLG: 0.331 (1, 8)										3	0	0	0	2	1	2	<b>New York Mets @ Philadelphia Phillies</b> Veterans Stadium, Philadelphia, PA Thu Jun 29 1972, 7:05 PM EDT Att: 14,451 - Unknown				
<b>Bud Harrelson, S</b> OBP: 0.321, SLG: 0.276 (1, 6)										4	0	0	0	1	1	3					
<b>Dave Marshall, L</b> OBP: 0.286, SLG: 0.318 (1, 9)										4	0	1	1	1	1	3					
<b>Jim Fregosi, R</b> OBP: 0.314, SLG: 0.391 (1, 5)										4	0	1	0	0	1	3					
<b>Jim Beauchamp, R</b> OBP: 0.238, SLG: 0.225 (1, 3)										4	0	0	0	0	4	2					
<b>Duffy Dyer, R</b> OBP: 0.330, SLG: 0.521 (1, 2)										4	1	1	0	0	2	1					
<b>Ted Martinez, R</b> OBP: 0.286, SLG: 0.339 (1, 7)										4	2	3	0	0	0	1					
<b>Wayne Garrett, L</b> OBP: 0.364, SLG: 0.242 (1, 4)										2	1	1	3	1	1	1					
<b>Gary Gentry, R</b> OBP: 0.161, SLG: 0.100 (5, 1)										0	0	0	0	0	1	0					
<b>Bob Rauch, R</b> OBP: 0.323, SLG: 0.295 (6, 1)										0	0	0	0	0	0	0					
<b>Tommie Agee, R</b> OBP: 0.330, SLG: 0.388 (6, 1)										1	0	0	0	0	0	0					
<b>Buzz Capra, R</b> OBP: 0.306, SLG: 0.344 (8, 1)										0	0	0	0	0	0	0					
<b>Ed Kranepool, L</b> OBP: 0.330, SLG: 0.344 (8, 1)										1	0	0	0	0	0	1					
<b>Ray Sadecki, L</b> OBP: 0.200, SLG: 0.200 (8, 1)										0	0	0	0	0	0	0					
<b>Inning Stats</b>	R: 0 E: 0 K: 1 S: 4	H: 0 LOB: 0 BB: 1 P: 8	R: 0 E: 0 K: 2 S: 8	H: 1 LOB: 1 BB: 0 P: 8	R: 1 E: 0 K: 1 S: 6	H: 1 LOB: 2 BB: 2 P: 14	R: 2 E: 0 K: 2 S: 10	H: 3 LOB: 3 BB: 2 P: 18	R: 0 E: 0 K: 1 S: 5	H: 0 LOB: 0 BB: 0 P: 5	R: 1 E: 0 K: 1 S: 6	H: 1 LOB: 0 BB: 0 P: 6	R: 0 E: 0 K: 1 S: 5	H: 0 LOB: 1 BB: 1 P: 9	R: 0 E: 0 K: 3 S: 10	H: 1 LOB: 1 BB: 0 P: 10	R: 0 E: 0 K: 1 S: 5	H: 0 LOB: 0 BB: 0 P: 5	1B: 6 2B: 0 3B: 1 HR: 0	SF: 1 SAC: 1 DP: 0 HBP: 0	WP: 1 PA: 39 PB: 0 SB: 0 CS: 1
<b>PITCHER</b> <b>Steve Carlton, L</b> ERA: 2.74 (1, 1)	IP: 9.0 WLS: W BF: 39 H: 7 R: 4 ER: 4 SO: 13 BB: 6 IBB: 0 HBP: 0 BLK: 0 WP: 1 HR: 0 S: 59 P: 83 ERA: 4.00 WHIP: 1.444															<b>PITCHER</b>					

Batter	1	2	3	4	5	6	7	8	9	AB	R	H	RBI	BB	SO	LOB	BOTTOM		
<b>Denny Doyle, L</b> OBP: 0.307, SLG: 0.317 (1, 4)										5	0	1	0	1	0	2	<b>New York Mets @ Philadelphia Phillies</b> Veterans Stadium, Philadelphia, PA Thu Jun 29 1972, 7:05 PM EDT Att: 14,451 - Unknown		
<b>Don Money, R</b> OBP: 0.336, SLG: 0.344 (1, 5)										3	2	2	2	2	0	2			
<b>Oscar Gamble, L</b> OBP: 0.355, SLG: 0.345 (1, 9)										4	2	2	0	1	0	3			
<b>Joe Lis, R</b> OBP: 0.346, SLG: 0.227 (1, 3)										3	0	1	0	1	1	0			
<b>Tom Hutton, L</b> OBP: 0.337, SLG: 0.401 (7, 3)										0	0	0	0	1	0	0			
<b>Greg Luzinski, R</b> OBP: 0.333, SLG: 0.447 (1, 7)										5	2	3	3	0	2	3			
<b>Bill Robinson, R</b> OBP: 0.250, SLG: 0.500 (1, 8)										5	2	2	1	0	1	4			
<b>Larry Bowa, S</b> OBP: 0.296, SLG: 0.301 (1, 6)										5	1	3	0	0	1	2			
<b>John Bateman, R</b> OBP: 0.338, SLG: 0.438 (1, 2)										4	0	1	1	0	2	4			
<b>Steve Carlton, L</b> OBP: 0.278, SLG: 0.260 (1, 1)										5	0	2	2	0	0	3			
<b>Inning Stats</b>	R: 0 E: 0 K: 1 S: 6	H: 2 LOB: 3 BB: 1 P: 10	R: 0 E: 0 K: 2 S: 9	H: 2 LOB: 2 BB: 0 P: 9	R: 1 E: 0 K: 1 S: 6	H: 1 LOB: 0 BB: 0 P: 6	R: 1 E: 0 K: 0 S: 6	H: 3 LOB: 2 BB: 0 P: 6	R: 4 E: 0 K: 1 S: 10	H: 5 LOB: 3 BB: 2 P: 18	R: 1 E: 0 K: 1 S: 8	H: 3 LOB: 2 BB: 0 P: 8	R: 2 E: 0 K: 0 S: 4	H: 1 LOB: 2 BB: 3 P: 16	R: 0 E: 0 K: 1 S: 5	H: 0 LOB: 0 BB: 0 P: 5	1B: 14 2B: 1 3B: 0 HR: 2	SF: 1 SAC: 0 DP: 0 HBP: 0	WP: 1 PA: 46 PB: 0 SB: 2 CS: 0
<b>PITCHER</b> <b>Gary Gentry, R</b> ERA: 4.06 (1, 1)	IP: 4.0 WLS: L BF: 23 H: 11 R: 5 ER: 5 SO: 4 BB: 1 IBB: 0 HBP: 0 BLK: 0 WP: 0 HR: 2 S: 30 P: 34 ERA: 11.25 WHIP: 3.000															<b>PITCHER</b>			
<b>Bob Rauch, R</b> ERA: 9.0 (6, 1)	IP: 1.0 WLS: L BF: 7 H: 2 R: 1 ER: 1 SO: 1 BB: 2 IBB: 0 HBP: 0 BLK: 0 WP: 1 HR: 0 S: 7 P: 15 ERA: 9.00 WHIP: 4.000															<b>PITCHER</b>			
<b>Buzz Capra, R</b> ERA: 4.68 (6, 1)	IP: 2.0 WLS: L BF: 13 H: 4 R: 3 ER: 3 SO: 1 BB: 3 IBB: 0 HBP: 0 BLK: 0 WP: 0 HR: 0 S: 12 P: 24 ERA: 13.50 WHIP: 3.500															<b>PITCHER</b>			
<b>Ray Sadecki, L</b> ERA: 4.5 (8, 1)	IP: 1.0 WLS: L BF: 3 H: 0 R: 0 ER: 0 SO: 1 BB: 0 IBB: 0 HBP: 0 BLK: 0 WP: 0 HR: 0 S: 5 P: 5 ERA: 0.00 WHIP: 0.000															<b>PITCHER</b>			







Batter	1	2	3	4	5	6	7	8	9	AB	R	H	RBI	BB	SO	LOB	TOP					
Willie Mays, R OBP: 0.315, SLG: 0.344 (1, 8)	0-0 4-3		0-0 6-3		0-0 6-3		0-0 FC5-4 HBP			4	0	0	0	0	0	1						
Bud Harrelson, S OBP: 0.322, SLG: 0.272 (1, 6)	0-0 3-1		0-0 E3 1B		0-0 2-3		1-0 G4-6-3 HBP			3	1	1	0	0	0	0						
Dave Marshall, L OBP: 0.316, SLG: 0.392 (1, 9)	0-3 K		0-0 1B		0-0 HR		0-0 G4-6-3			4	1	2	2	0	1	2						
John Milner, L OBP: 0.367, SLG: 0.526 (1, 3)		4-0 1B BB	0-0 3-1		0-0 4-3			0-0 F7		3	0	0	0	1	0	1						
Ed Kranevool, L OBP: 0.298, SLG: 0.341 (8, 3)										0	0	0	0	0	0	0						
Ken Boswell, L OBP: 0.246, SLG: 0.280 (1, 4)		0-0 F7		0-0 4-3		0-0 4-3		0-0 4-3		4	0	0	0	0	0	1						
Wayne Garrett, L OBP: 0.362, SLG: 0.278 (1, 5)		0-3 K		0-3 K		0-0 1B		0-3 K		4	0	1	0	0	3	1						
Ted Martinez, R OBP: 0.307, SLG: 0.374 (1, 7)		0-0 1B		0-0 3B		0-0 F8		0-0 CS 1B		4	0	3	0	0	0	1						
Duffy Dyer, R OBP: 0.327, SLG: 0.505 (1, 2)		0-3 K		4-0 IBB		0-3 K		0-0 F7		3	0	0	0	1	2	4						
Jerry Kosman, R OBP: 0.200, SLG: 0.200 (1, 1)			0-0 F7		0-3 K		0-0 FC5-4 1B		0-3 K	4	0	1	0	0	2	2						
<b>Inning Stats</b>	R: 0 E: 0 K: 1 S: 5	H: 0 LOB: 0 BB: 0 P: 5	R: 0 E: 0 K: 2 S: 8	H: 1 LOB: 2 BB: 1 P: 12	R: 1 E: 1 K: 0 S: 5	H: 2 LOB: 1 BB: 0 P: 5	R: 0 E: 0 K: 2 S: 8	H: 1 LOB: 2 BB: 1 P: 12	R: 1 E: 0 K: 0 S: 4	H: 1 LOB: 0 BB: 0 P: 4	R: 0 E: 0 K: 1 S: 6	H: 1 LOB: 1 BB: 0 P: 6	R: 0 E: 0 K: 0 S: 3	H: 1 LOB: 1 BB: 0 P: 4	R: 0 E: 0 K: 1 S: 5	H: 0 LOB: 0 BB: 0 P: 5	R: 0 E: 0 K: 1 S: 5	H: 1 LOB: 0 BB: 0 P: 5	1B: 6 2B: 0 3B: 1 HR: 1	SF: 0 SAC: 0 DP: 1 HBP: 1	WP: 0 PB: 0 SB: 0 CS: 1	PA: 36
<b>PITCHER</b> Mike Torrez, R ERA: 2.45 (1, 1)	IP: 9.0 WLS: L BF: 36 H: 8 R: 2 ER: 1 SO: 8 BB: 1 IBB: 1 HBP: 1 BLK: 0 WP: 0 HR: 1 S: 49 P: 58 ERA: 1.00 WHIP: 1.000															<b>PITCHER</b>	IP: 9.0 WLS: L BF: 36 H: 8 R: 2 ER: 1 SO: 8 BB: 1 IBB: 1 HBP: 1 BLK: 0 WP: 0 HR: 1 S: 49 P: 58 ERA: 1.00 WHIP: 1.000					

New York Mets @ Montreal Expos  
 Jarry Park, Montreal, QB  
 Sat Jul 01 1972, 7:05 PM EDT  
 Att: 25,156 - Unknown

AB	33
R	2
H	8
RBI	2
BB	2
SO	8
LOB	13



Batter	1	2	3	4	5	6	7	8	9	AB	R	H	RBI	BB	SO	LOB	BOTTOM					
Ron Hunt, R OBP: 0.330, SLG: 0.288 (1, 5)	0-3 K		0-0 FC6-4			0-0 P4			0-0 E7 1B	4	0	1	0	0	1	2						
Tim Foli, R OBP: 0.276, SLG: 0.286 (1, 6)	0-0 FC5-4 1B		4-0 CS BB			0-0 P4			0-3 K	3	0	1	0	1	1	2						
Clyde Mashore, R OBP: 0.278, SLG: 0.350 (1, 9)	0-0 FC5-4 CS		0-0 F8		0-3 K			0-0 P3		4	0	0	0	0	1	3						
Ron Woods, R OBP: 0.260, SLG: 0.308 (1, 8)	0-0 CS	0-0 P4		0-0 L6		0-0 F8		0-0 F8		3	0	0	0	0	0	0						
Bob Bailey, R OBP: 0.290, SLG: 0.338 (1, 7)		0-3 K			0-0 F3		0-0 F8			3	0	0	0	0	1	0						
John Boccabella, R OBP: 0.253, SLG: 0.300 (1, 3)		0-0 6-3			0-0 6-3			0-0 F8		3	0	0	0	0	0	0						
Terry Humphrey, R OBP: 0.194, SLG: 0.217 (1, 2)			0-0 P4		0-0 F9			0-0 F9		3	0	0	0	0	0	0						
Hector Torres, R OBP: 0.177, SLG: 0.237 (1, 4)			0-3 K			0-0 1B		0-0 F9		3	0	1	0	0	1	0						
Mike Torrez, R OBP: 0.231, SLG: 0.211 (1, 1)			0-0 FC6-4 1B			0-3 K			0-0 6-3	2	0	1	0	0	1	1						
Tim McCarver, L OBP: 0.317, SLG: 0.337 (8, PH)										1	0	0	0	0	0	0						
<b>Inning Stats</b>	R: 0 E: 0 K: 1 S: 5	H: 1 LOB: 0 BB: 0 P: 5	R: 0 E: 0 K: 1 S: 5	H: 0 LOB: 0 BB: 0 P: 5	R: 0 E: 0 K: 1 S: 6	H: 1 LOB: 0 BB: 0 P: 6	R: 0 E: 0 K: 0 S: 2	H: 0 LOB: 0 BB: 1 P: 6	R: 0 E: 0 K: 0 S: 3	H: 0 LOB: 0 BB: 0 P: 3	R: 0 E: 0 K: 1 S: 6	H: 1 LOB: 1 BB: 0 P: 6	R: 0 E: 0 K: 1 S: 5	H: 0 LOB: 0 BB: 0 P: 5	R: 0 E: 0 K: 0 S: 3	H: 0 LOB: 0 BB: 0 P: 3	R: 0 E: 1 K: 1 S: 6	H: 1 LOB: 1 BB: 0 P: 6	1B: 4 2B: 0 3B: 0 HR: 0	SF: 0 SAC: 0 DP: 0 HBP: 0	WP: 0 PB: 0 SB: 0 CS: 2	PA: 31
<b>PITCHER</b> Jerry Kosman, L ERA: 3.62 (1, 1)	IP: 9.0 WLS: W BF: 30 H: 4 R: 0 ER: 0 SO: 6 BB: 1 IBB: 0 HBP: 0 BLK: 0 WP: 0 HR: 0 S: 41 P: 45 ERA: 0.00 WHIP: 0.556															<b>PITCHER</b>	IP: 9.0 WLS: W BF: 30 H: 4 R: 0 ER: 0 SO: 6 BB: 1 IBB: 0 HBP: 0 BLK: 0 WP: 0 HR: 0 S: 41 P: 45 ERA: 0.00 WHIP: 0.556					

New York Mets @ Montreal Expos  
 Jarry Park, Montreal, QB  
 Sat Jul 01 1972, 7:05 PM EDT  
 Att: 25,156 - Unknown

AB	29
R	0
H	4
RBI	0
BB	1
SO	6
LOB	8






Batter	1	2	3	4	5	6	7	8	9	AB	R	H	RBI	BB	SO	LOB	TOP				
<b>Bud Harrison, S</b> OBP: 0.323, SLG: 0.272 (1, 6)	0-0 4-3		4-0 G6-4-3 BB		0-3 K			0-0 G3-6-3 1B	0-0 P4	4	0	1	0	1	1	2					
<b>Ted Martinez, R</b> OBP: 0.296, SLG: 0.362 (1, 8)	0-0 6-3		0-0 G6-4-3 1-2		0-0 P5			0-3 K		4	0	0	0	0	1	3					
<b>Dave Marshall, L</b> OBP: 0.311, SLG: 0.400 (1, 9)	0-0 4-3			0-0 F9 2B		0-0 F7		0-0 G3-6-3 1-2		4	0	1	0	0	0	1					
<b>John Milner, L</b> OBP: 0.364, SLG: 0.525 (1, 7)		0-3 K		0-3 K		0-0 P6		0-0 E	2B	4	1	1	0	0	2	1					
<b>Ed Kranepool, L</b> OBP: 0.287, SLG: 0.338 (1, 3)		0-0 FC4-6 BB 1B		0-0 F9 2-3		0-0 6-3		0-0 E6 2B SF8		4	1	1	0	0	0	1					
<b>Wayne Garrett, L</b> OBP: 0.378, SLG: 0.297 (1, 5)		4-0 FC4-6 BB 1-2		4-0 FC4 BB			0-0 4-3	0-0 1B		2	1	1	0	2	0	0					
<b>Ken Boswell, L</b> OBP: 0.240, SLG: 0.275 (1, 4)		0-0 FC4-6 1-2 2-3		0-0 FC4 1-2			0-0 3-1	0-0 SF8		3	0	0	1	0	0	4					
<b>Jerry Grote, R</b> OBP: 0.313, SLG: 0.331 (1, 2)		0-3 K		0-0 FC2-6 1B		0-0 BB		0-3 K		3	0	1	0	1	2	3					
<b>Jim McAndrew, R</b> OBP: 0.291, SLG: 0.348 (7, PH) <b>Jim Esauich, R</b> OBP: 0.239, SLG: 0.233 (7, 1) <b>Tug McGraw, L</b> OBP: 0.250, SLG: 0.143 (9, PH) <b>Willie Mays, R</b> OBP: 0.323, SLG: 0.349 (9, PH) <b>Cleon Jones, R</b> OBP: 0.323, SLG: 0.342 (9, 1) <b>Bob Rauch, R</b> (9, 1)			0-0 6-3		0-0 FC2-6 1-2		0-3 K		0-0 1B	2	0	0	0	0	0	1					
<b>Inning Stats</b>	R: 0 E: 0 K: 0 S: 3	H: 0 LOB: 0 BB: 0 P: 3	R: 0 E: 1 K: 2 S: 8	H: 1 LOB: 2 BB: 1 P: 12	R: 0 E: 0 K: 0 S: 2	H: 0 LOB: 0 BB: 1 P: 6	R: 0 E: 0 K: 1 S: 6	H: 1 LOB: 1 BB: 0 P: 10	R: 0 E: 0 K: 1 S: 6	H: 0 LOB: 0 BB: 0 P: 3	R: 0 E: 0 K: 1 S: 5	H: 0 LOB: 1 BB: 1 P: 9	R: 0 E: 0 K: 1 S: 5	H: 1 LOB: 0 BB: 0 P: 5	R: 3 E: 1 K: 1 S: 9	H: 3 LOB: 1 BB: 0 P: 9	1B: 4 2B: 3 3B: 0 HR: 0	SF: 1 SAC: 0 DP: 2 HBP: 0	WP: 0 PB: 0 SB: 0 CS: 0	PA: 37	
<b>PITCHER</b>	IP	WLS	BF	H	R	ER	SO	BB	IBB	HBP	BLK	WP	HR	S	P	ERA	WHIP				
<b>Bill Stoneman, R</b> ERA: 2.73	(1, 1)	8.2	36	7	3	1	7	4	0	0	0	0	0	46	62	1.04	1.269				
<b>Mike Marshall, R</b> ERA: 2.39	(9, 1)	0.1	W	1	0	0	0	0	0	0	0	0	0	1	1	0.00	0.000				

**New York Mets @ Montreal Expos**  
**Jarry Park, Montreal, QB**  
 Sun Jul 02 1972, 3:33 AM EDT  
 Att: 21,389 - Unknown


AB 32  
 R 3  
 H 7  
 RBI 2  
 BB 4  
 SO 7  
 LOB 17



Batter	1	2	3	4	5	6	7	8	9	AB	R	H	RBI	BB	SO	LOB	BOTTOM					
<b>Ron Hunt, R</b> OBP: 0.338, SLG: 0.293 (1, 4)	0-0 F8			0-0 5-3 1B		0-0 G6-3 1B		1-0 1B SH2-4 HBP	4-0 BB BB IBB	3	2	2	0	1	0	0						
<b>Mike Jorgensen, L</b> OBP: 0.331, SLG: 0.360 (1, 3)	0-0 P6			0-3 K		0-0 F8		0-0 SH2-4	4-0 BB BB IBB	3	0	0	0	1	1	2						
<b>Tim McCarver, L</b> OBP: 0.313, SLG: 0.332 (7, 5) <b>Bobby Wine, R</b> OBP: 0.235, SLG: 0.294 (8, PR) <b>Bob Bailey, R</b> OBP: 0.289, SLG: 0.336 (9, 5)	0-0 6-3			0-0 5-3		0-0 G6-3 1-2		0-0 BB 1B	0-3 K	3	0	0	0	0	0	2						
<b>Ron Fairly, L</b> OBP: 0.345, SLG: 0.388 (1, 9)		0-0 6-3		0-0 1B		0-0 BB SH2-4 1B		0-0 BB 1B	4-0 1-2 2-3 3-H	4	1	3	3	1	0	0						
<b>Boots Day, L</b> OBP: 0.333, SLG: 0.324 (1, 8)		0-0 4-3			0-0 6-3 1B		0-0 SH2-4	4-0 1-2 2-3 BB		2	0	1	0	1	0	0						
<b>Jim Fairey, L</b> OBP: 0.288, SLG: 0.327 (7, PH) <b>Ron Woods, R</b> OBP: 0.265, SLG: 0.304 (8, 7) <b>Mike Marshall, R</b> (9, 1)		0-0 4-3			0-0 F8		4-0 6-3 BB	0-3 K		2	0	0	0	0	0	1						
<b>Tim Foli, R</b> OBP: 0.279, SLG: 0.287 (1, 6)			0-0 G4-3 1B		0-0 6-3		4-0 6-3 BB	0-0 F8		3	0	1	0	1	0	4						
<b>Terry Humphrey, R</b> OBP: 0.205, SLG: 0.213 (9, PR) <b>Carl Morton, R</b> OBP: 0.222, SLG: 0.269 (9, PR)			0-0 G4-3 1-2		4-0 IBB		0-0 6-3	4-0 BB SH1-4 BB		2	0	0	1	2	0	3						
<b>Bill Stoneman, R</b> OBP: 0.132, SLG: 0.083 (9, 7) <b>Clyde Mashore, R</b> OBP: 0.278, SLG: 0.350 (9, 7)			0-3 K		0-0 5-3		0-0 K	0-0 SH1-4		3	0	0	0	0	2	4						
<b>Inning Stats</b>	R: 0 E: 0 K: 0 S: 3	H: 0 LOB: 0 BB: 0 P: 3	R: 0 E: 0 K: 0 S: 3	H: 0 LOB: 0 BB: 0 P: 3	R: 0 E: 0 K: 1 S: 5	H: 1 LOB: 0 BB: 0 P: 5	R: 1 E: 0 K: 1 S: 6	H: 2 LOB: 1 BB: 0 P: 6	R: 0 E: 0 K: 0 S: 4	H: 1 LOB: 2 BB: 1 P: 8	R: 0 E: 0 K: 0 S: 3	H: 1 LOB: 0 BB: 0 P: 3	R: 1 E: 0 K: 1 S: 6	H: 1 LOB: 2 BB: 2 P: 14	R: 1 E: 0 K: 1 S: 7	H: 2 LOB: 3 BB: 1 P: 12	R: 1 E: 0 K: 1 S: 4	H: 0 LOB: 3 BB: 4 P: 20	1B: 8 2B: 0 3B: 0 HR: 0	SF: 0 SAC: 0 DP: 2 HBP: 1	WP: 0 PB: 0 SB: 0 CS: 0	PA: 40
<b>PITCHER</b>	IP	WLS	BF	H	R	ER	SO	BB	IBB	HBP	BLK	WP	HR	S	P	ERA	WHIP					
<b>Jim McAndrew, R</b> ERA: 3.16	(1, 1)	6.0	21	5	1	1	2	3	0	1	0	0	0	13	26	1.50	0.833					
<b>Tug McGraw, L</b> ERA: 1.85	(7, 1)	2.0	13	3	2	2	2	3	0	1	0	0	0	13	26	9.00	3.000					
<b>Bob Rauch, R</b> ERA: 10.8	(9, 1)	0.2	L	6	0	1	1	3	1	0	0	0	0	4	20	13.50	4.500					

**New York Mets @ Montreal Expos**  
**Jarry Park, Montreal, QB**  
 Sun Jul 02 1972, 3:33 AM EDT  
 Att: 21,389 - Unknown

AB 28  
 R 4  
 H 8  
 RBI 4  
 BB 8  
 SO 5  
 LOB 22





Batter	1	2	3	4	5	6	7	8	9	AB	R	H	RBI	BB	SO	LOB	TOP				
<b>Derrel Thomas, S</b> OBP: 0.299, SLG: 0.305 (1,4) (8,6)	B1			K		5-3		L9		4	0	0	0	0	1	2					
<b>Dave Roberts, R</b> OBP: 0.276, SLG: 0.380 (1,5)	3-1			F4		K			4-3	4	0	0	0	0	1	0					
<b>Leron Lee, L</b> OBP: 0.361, SLG: 0.507 (1,7)	K			BB BB			F8		G6-4-3 1B	3	0	1	0	1	1	0					
<b>Nate Colbert, R</b> OBP: 0.290, SLG: 0.448 (1,3)		K					K		G6-4-3 1-2	3	0	0	0	1	2	1					
<b>Cito Gaston, R</b> OBP: 0.275, SLG: 0.330 (1,9)		K					K			3	0	0	0	0	3	2					
<b>Jerry Morales, R</b> OBP: 0.337, SLG: 0.413 (1,8)	F4						6-3		F7	3	0	0	0	0	0	0					
<b>Pat Corrales, R</b> OBP: 0.231, SLG: 0.167 (8, PH)										2	0	0	0	0	0	0					
<b>Curt Blefary, L</b> OBP: 0.269, SLG: 0.333 (8,2)				F6			F4		K	1	0	0	0	0	1	0					
<b>Enzo Hernandez, R</b> OBP: 0.245, SLG: 0.229 (8, PH)										2	0	0	0	0	1	0					
<b>Larry Stahl, L</b> OBP: 0.294, SLG: 0.365 (8,1)				K			4-3			0	0	0	0	1	0	0					
<b>Fred Norman, S</b> OBP: 0.219, SLG: 0.226 (8,1)									BB BB	0	0	0	0	0	0	0					
<b>Clay Kirby, R</b> OBP: 0.129, SLG: 0.081 (3,1)										1	0	0	0	0	0	0					
<b>Gary Ross, R</b> OBP: 0.333, SLG: 0.333 (8, PH)										0	0	0	0	0	0	0					
<b>Johnny Walker, R</b> OBP: 0.188, SLG: 0.351 (8,1)										1	0	0	0	0	1	0					
<b>Bill Greif, R</b> OBP: 0.207, SLG: 0.310 (8,4)				1-3			K			0	0	0	0	0	0	0					
<b>Gary Jastadt, R</b> OBP: 0.207, SLG: 0.310 (8,4)									1-2	0	0	0	0	1	0	0					
<b>Inning Stats</b>	R: 0 E: 0 K: 1 S: 5	H: 0 LOB: 0 BB: 0 P: 5	R: 0 E: 0 K: 2 S: 7	H: 0 LOB: 0 BB: 0 P: 7	R: 0 E: 0 K: 1 S: 5	H: 0 LOB: 0 BB: 0 P: 5	R: 0 E: 0 K: 2 S: 7	H: 0 LOB: 2 BB: 2 P: 15	R: 0 E: 0 K: 0 S: 3	H: 0 LOB: 0 BB: 0 P: 3	R: 0 E: 0 K: 0 S: 7	H: 0 LOB: 0 BB: 0 P: 7	R: 0 E: 0 K: 1 S: 5	H: 0 LOB: 0 BB: 2 P: 13	R: 0 E: 0 K: 0 S: 3	H: 1 LOB: 0 BB: 0 P: 3	1B: 1 2B: 0 3B: 0 HR: 0	SF: 0 SAC: 0 DP: 1 HBP: 0	WP: 0 PB: 0 SB: 0 CS: 0	PA: 31	
<b>PITCHER</b>	IP	WLS	BF	H	R	ER	SO	BB	IBB	HBP	BLK	WP	HR	S	P	ERA	WHIP				
<b>Tom Seaver, R</b> ERA: 3.04 (1,1)	9.0	W	31	1	0	0	11	4	0	0	0	0	0	49	65	0.00	0.556				

San Diego Padres @ New York Mets  
Shea Stadium, Flushing, NY  
Tue Jul 04 1972, 3:33 AM EDT  
Unknown

AB	27
R	0
H	1
RBI	0
BB	4
SO	11
LOB	5



Batter	1	2	3	4	5	6	7	8	9	AB	R	H	RBI	BB	SO	LOB	BOTTOM				
<b>Willie Mays, R</b> OBP: 0.424, SLG: 0.349 (1,8)	K		6-3	FC6-4 BB		L9-5 PB 1B				3	0	1	0	2	1	0					
<b>Bud Harrelson, S</b> OBP: 0.321, SLG: 0.270 (1,6)	B4		BB BB S 1B	FC6-4 1-2 2-3		L9-5 1-3		L4		5	1	1	0	0	0	6					
<b>Wayne Garrett, L</b> OBP: 0.379, SLG: 0.295 (1,4)			BB BB BB 1B	F7		F3		F9		4	1	1	0	1	0	5					
<b>John Milner, L</b> OBP: 0.361, SLG: 0.514 (1,7)	4-3		BB BB BB BB		4-3		P6			3	0	0	0	1	0	1					
<b>Jim Fregosi, R</b> OBP: 0.320, SLG: 0.386 (1,5)		K		BB BB			P4			2	0	0	1	2	1	0					
<b>Ed Kranepool, L</b> OBP: 0.286, SLG: 0.331 (1,3)		F8		BB BB		F7		4-3		3	0	0	1	1	0	1					
<b>Ted Martinez, R</b> OBP: 0.311, SLG: 0.374 (1,9)			FC4-6 1-2					E5 S 1B		4	0	3	0	0	0	3					
<b>Duffy Dyer, R</b> OBP: 0.324, SLG: 0.490 (1,2)		K			5-3			6-3		3	0	0	0	1	1	2					
<b>Tom Seaver, R</b> OBP: 0.244, SLG: 0.366 (1,1)			K	FC6-4 BB		FC6-4 1-2		BB BB		2	0	0	0	2	1	3					
<b>Inning Stats</b>	R: 0 E: 0 K: 1 S: 6	H: 1 LOB: 1 BB: 0 P: 6	R: 0 E: 0 K: 2 S: 8	H: 1 LOB: 1 BB: 0 P: 8	R: 2 E: 0 K: 1 S: 6	H: 1 LOB: 3 BB: 4 P: 22	R: 0 E: 0 K: 0 S: 3	H: 0 LOB: 2 BB: 2 P: 11	R: 0 E: 1 K: 0 S: 4	H: 1 LOB: 3 BB: 2 P: 12	R: 0 E: 0 K: 0 S: 3	H: 1 LOB: 0 BB: 0 P: 3	R: 0 E: 0 K: 0 S: 3	H: 0 LOB: 0 BB: 0 P: 3	R: 0 E: 1 K: 0 S: 4	H: 1 LOB: 3 BB: 2 P: 12	1B: 6 2B: 1 3B: 0 HR: 0	SF: 0 SAC: 0 DP: 1 HBP: 0	WP: 0 PB: 1 SB: 0 CS: 0	PA: 39	
<b>PITCHER</b>	IP	WLS	BF	H	R	ER	SO	BB	IBB	HBP	BLK	WP	HR	S	P	ERA	WHIP				
<b>Clay Kirby, R</b> ERA: 3.27 (1,1)	2.2	L	15	3	2	2	4	4	0	0	0	0	0	8	24	0.00	1.714				
<b>Gary Ross, R</b> ERA: 2.23 (3,1)	2.1		12	1	0	0	0	3	1	0	0	0	0	6	6	0.00	0.500				
<b>Bill Greif, R</b> ERA: 5.56 (6,1)	2.0		6	1	0	0	0	0	0	0	0	0	0	2	10	0.00	9.000				
<b>Fred Norman, L</b> ERA: 3.36 (8,1)	0.1		4	1	0	0	0	2	0	0	0	0	0	2	2	0.00	0.000				
<b>Mark Schaeffer, L</b> ERA: 4.3 (8,1)	0.2		2	0	0	0	0	0	0	0	0	0	0	2	2	0.00	0.000				

San Diego Padres @ New York Mets  
Shea Stadium, Flushing, NY  
Tue Jul 04 1972, 3:33 AM EDT  
Unknown

AB	29
R	2
H	6
RBI	2
BB	10
SO	4
LOB	21






Batter	1	2	3	4	5	6	7	8	9	AB	R	H	RBI	BB	SO	LOB	TOP					
<b>Derrel Thomas, S</b> OBP: 0.310, SLG: 0.314 (1, 4)	FC6-4 BB		CS 1B			4-3 PB E 1B	F9		E9 1B	4	1	3	1	1	0	2						
<b>Dave Roberts, R</b> OBP: 0.265, SLG: 0.361 (1, 5)	FC6-4 F8 1-2		CS 1-2		F8	4-3 1-3		K	F2	5	0	0	0	0	1	4						
<b>Leron Lee, L</b> OBP: 0.363, SLG: 0.507 (1, 7)	F8 1-2				FC5 BB 1B	E7 1B		5-3		4	0	2	1	0	0	1						
<b>Nate Colbert, R</b> OBP: 0.292, SLG: 0.458 (1, 3)	F8				FC5 BB 1B	F8 3-H		HR		3	1	1	1	1	0	2						
<b>Larry Stahl, L</b> OBP: 0.293, SLG: 0.362 (1, 9)		G4-6-3 1B			K	1-3		1-3		4	0	1	0	0	1	3						
<b>Johnny Jeter, R</b> OBP: 0.267, SLG: 0.348 (1, 8)	G4-6-3 1-2				FC5 2-3f			1-3	FC1-5 1B	4	0	1	0	0	0	3						
<b>Fred Kendall, R</b> OBP: 0.250, SLG: 0.245 (9, PR)	F4					F7		F7	FC1-5 1B	4	0	1	0	0	0	0	AB 36					
<b>Pat Corrales, R</b> OBP: 0.231, SLG: 0.167 (9, 2)									FC1-5 1B	0	0	0	0	0	0	0	R 4					
<b>Enzo Hernandez, R</b> OBP: 0.250, SLG: 0.235 (1, 6)			F7			G2-4-6 1B			FC1-5 1B	4	1	2	0	0	0	2	H 12					
<b>Mike Caldwell, R</b> OBP: 0.077, SLG: 0.077 (1, 1)									FC1-5 1B	0	0	0	0	0	0	0	RBI 3					
<b>Cito Gaston, R</b> OBP: 0.272, SLG: 0.327 (9, PH)						G2-4-6			FC1-5 1B	0	0	0	0	0	0	0	BB 2					
<b>Gary Ross, R</b> OBP: 0.333, SLG: 0.333 (9, 1)						1-2			P3	3	0	1	0	0	1	1	SO 3					
										1	0	0	0	0	0	0	LOB 20					
										0	0	0	0	0	0	0						
<b>Inning Stats</b>	R: 0 E: 0 K: 0 S: 3	H: 0 LOB: 1 BB: 1 P: 7	R: 0 E: 0 K: 0 S: 3	H: 1 LOB: 0 BB: 0 P: 3	R: 0 E: 0 K: 1 S: 5	H: 1 LOB: 0 BB: 0 P: 5	R: 0 E: 0 K: 1 S: 6	H: 1 LOB: 2 BB: 1 P: 10	R: 0 E: 0 K: 0 S: 3	H: 1 LOB: 0 BB: 0 P: 3	R: 1 E: 1 K: 0 S: 5	H: 2 LOB: 1 BB: 0 P: 5	R: 0 E: 0 K: 0 S: 5	H: 2 LOB: 2 BB: 0 P: 5	R: 1 E: 0 K: 1 S: 6	H: 1 LOB: 0 BB: 0 P: 6	R: 2 E: 1 K: 0 S: 6	H: 3 LOB: 2 BB: 0 P: 6	1B: 11 2B: 0 3B: 0 HR: 1	SF: 0 SAC: 0 DP: 2 HBP: 0	WP: 0 PB: 1 SB: 0 CS: 1	PA: 39
<b>PITCHER</b>	IP	WLS	BF	H	R	ER	SO	BB	IBB	HBP	BLK	WP	HR	S	P	ERA	WHIP					
<b>Gary Gentry, R</b> ERA: 3.87 (1, 1)	7.0		28	8	1	1	2	2	0	0	0	0	0	30	38	1.29	1.429					
<b>Danny Frisella, R</b> ERA: 1.89 (8, 1)	2.0	L	10	4	3	2	1	0	0	0	0	0	1	12	12	9.00	2.000					

San Diego Padres @ New York Mets  
Shea Stadium, Flushing, NY  
Tue Jul 04 1972, 3:38 AM EDT  
Att: 40,460 - Unknown

livebaseballscores.com

AB 36  
R 4  
H 12  
RBI 3  
BB 2  
SO 3  
LOB 20




Batter	1	2	3	4	5	6	7	8	9	AB	R	H	RBI	BB	SO	LOB	BOTTOM				
<b>Willie Mays, R</b> OBP: 0.422, SLG: 0.344 (1, 3)	6-3		SH1-3 2-3			F9		4-3 SH3-4 BB		2	0	0	0	1	0	1					
<b>Bud Harrelson, S</b> OBP: 0.321, SLG: 0.272 (1, 6)	2B 1B		SF7			L7		SH3-4		2	1	1	1	0	0	1					
<b>John Milner, L</b> OBP: 0.352, SLG: 0.500 (1, 9)	F5		L6			F4		4-3		4	0	0	0	0	0	2					
<b>Jim Fregosi, R</b> OBP: 0.319, SLG: 0.389 (1, 5)	1-H 2B					F8		K		4	0	1	1	0	1	1					
<b>Jim Beauchamp, R</b> OBP: 0.240, SLG: 0.234 (1, 7)	K					K			F8	4	0	1	0	0	2	1					
<b>Ted Martinez, R</b> OBP: 0.317, SLG: 0.378 (1, 8)			FC4-6 1B			FC3-6 FC5-4 1-2		SH3-4 1B	F3	4	0	2	0	0	0	1					
<b>Jerry Grote, R</b> OBP: 0.307, SLG: 0.324 (1, 2)			FC4-6 G3-6-3 1-2			FC5-4 1-2		SH3-4	5-3	3	0	0	0	0	0	2	AB 29				
<b>Wayne Garrett, L</b> OBP: 0.379, SLG: 0.295 (1, 4)										0	0	0	0	0	0	0	R 2				
<b>Ken Boswell, L</b> OBP: 0.242, SLG: 0.276 (1, 4)			G3-6-3 1-2					K		3	0	1	0	0	1	2	H 7				
<b>Gary Gentry, R</b> OBP: 0.182, SLG: 0.161 (1, 1)										2	1	1	0	0	1	1	RBI 2				
<b>Tommie Agee, R</b> OBP: 0.332, SLG: 0.386 (7, PH)										1	0	0	0	0	1	1	BB 1				
<b>Danny Frisella, L</b> (8, 1)			SH1-3 SF7 2B							0	0	0	0	0	0	0	SO 6				
<b>Inning Stats</b>	R: 1 E: 0 K: 1 S: 7	H: 2 LOB: 1 BB: 0 P: 7	R: 0 E: 0 K: 0 S: 3	H: 1 LOB: 0 BB: 0 P: 3	R: 1 E: 0 K: 0 S: 4	H: 1 LOB: 0 BB: 0 P: 4	R: 0 E: 0 K: 0 S: 4	H: 1 LOB: 1 BB: 0 P: 4	R: 0 E: 0 K: 1 S: 5	H: 0 LOB: 0 BB: 0 P: 5	R: 0 E: 0 K: 2 S: 8	H: 1 LOB: 1 BB: 0 P: 8	R: 0 E: 0 K: 1 S: 5	H: 0 LOB: 1 BB: 1 P: 9	R: 0 E: 0 K: 0 S: 3	H: 0 LOB: 0 BB: 0 P: 3	1B: 5 2B: 2 3B: 0 HR: 0	SF: 1 SAC: 3 DP: 1 HBP: 0	WP: 0 PB: 0 SB: 0 CS: 0	PA: 34	
<b>PITCHER</b>	IP	WLS	BF	H	R	ER	SO	BB	IBB	HBP	BLK	WP	HR	S	P	ERA	WHIP				
<b>Mike Caldwell, L</b> ERA: 3.25 (1, 1)	8.0	W	31	7	2	2	6	1	0	0	0	0	0	3	3	0.00	0.000				
<b>Gary Ross, R</b> ERA: 2.19 (9, 1)	1.0	S	3	0	0	0	0	0	0	0	0	0	0	3	3	0.00	0.000				

San Diego Padres @ New York Mets  
Shea Stadium, Flushing, NY  
Tue Jul 04 1972, 3:38 AM EDT  
Att: 40,460 - Unknown

livebaseballscores.com

AB 29  
R 2  
H 7  
RBI 2  
BB 1  
SO 6  
LOB 13





Batter	1	2	3	4	5	6	7	8	9	10	11	12	13	14	AB	R	H	RBI	BB	SO	LOB	TOP		
<b>Derral Thomas, S</b> OBP: 0.306, SLG: 0.310 (1, 4)															6	0	1	0	0	4	1			
<b>Dave Roberts, R</b> OBP: 0.271, SLG: 0.363 (1, 5)															5	1	2	0	0	0	1			
<b>Leron Lee, L</b> OBP: 0.362, SLG: 0.502 (1, 7)															6	0	2	0	0	1	1			
<b>Nate Colbert, R</b> OBP: 0.290, SLG: 0.451 (1, 3)																6	0	1	0	0	2	5		
<b>Cito Gaston, R</b> OBP: 0.257, SLG: 0.308 (1, 9)																6	0	0	0	0	1	4		
<b>Jerry Morales, R</b> OBP: 0.343, SLG: 0.426 (1, 8)															5	0	2	1	1	1	1			
<b>Pat Corrales, R</b> OBP: 0.225, SLG: 0.154 (1, 2)															5	0	0	0	1	1	4			
<b>Enzo Hernandez, R</b> OBP: 0.244, SLG: 0.229 (1, 6)															5	0	0	0	0	0	3			
<b>Steve Arlin, R</b> OBP: 0.150, SLG: 0.162 (1, 1)															3	0	0	0	0	3	0			
<b>Johnny Jeter, R</b> OBP: 0.271, SLG: 0.352 (11, PH)															1	0	1	0	0	0	0			
<b>Gary Ross, R</b> OBP: 0.286, SLG: 0.286 (11, 1)															1	0	0	0	0	1	0			
<b>Inning Stats</b>	R: 0 E: 0 K: 1 S: 5	H: 1 LOB: 0 BB: 0 P: 5	R: 0 E: 0 K: 1 S: 5	H: 0 LOB: 0 BB: 0 P: 5	R: 0 E: 0 K: 1 S: 5	H: 0 LOB: 0 BB: 0 P: 5	R: 0 E: 0 K: 2 S: 7	H: 0 LOB: 0 BB: 0 P: 7	R: 0 E: 0 K: 2 S: 7	H: 0 LOB: 0 BB: 0 P: 7	R: 0 E: 1 K: 0 S: 5	H: 1 LOB: 1 BB: 0 P: 5	R: 0 E: 0 K: 0 S: 3	H: 0 LOB: 0 BB: 0 P: 3	R: 0 E: 0 K: 0 S: 4	H: 1 LOB: 1 BB: 0 P: 4	R: 0 E: 0 K: 0 S: 5	H: 0 LOB: 0 BB: 0 P: 5	R: 1 E: 0 K: 1 S: 8	H: 2 LOB: 3 BB: 1 P: 12	1B: 8 2B: 1 3B: 1 HR: 0	SF: 0 SAC: 1 DP: 2 HBP: 0	WP: 0 PB: 0 SB: 0 CS: 1	PA: 53
<b>PITCHER</b>	IP	WLS	BF	H	R	ER	SO	BB	IBB	HBP	BLK	WP	HR	S	P	ERA	WHIP							
<b>Jerry Koosman, L</b> ERA: 3.13 (1, 1)	10.0		34	5	0	0	12	1	0	0	0	0	0	21	61	2.25	1.250							
<b>Tug McGraw, L</b> ERA: 1.98 (11, 1)	4.0	L	18	4	1	1	2	1	0	0	0	0	0	2	25	2.25	1.250							

San Diego Padres @ New York Mets  
Shea Stadium, Flushing, NY  
Thu Jul 06 1972, 7:05 PM EDT  
Att. 20,354 - Unknown

AB	49
R	1
H	9
RBI	1
BB	2
SO	14
LOB	20



Batter	1	2	3	4	5	6	7	8	9	10	11	12	13	14	AB	R	H	RBI	BB	SO	LOB	BOTTOM		
<b>Bud Harrelson, S</b> OBP: 0.318, SLG: 0.267 (1, 6)															5	0	0	0	1	0	0			
<b>Ken Boswell, L</b> OBP: 0.235, SLG: 0.268 (1, 4)															5	0	0	0	0	0	0			
<b>Dave Marshall, L</b> OBP: 0.299, SLG: 0.377 (1, 9)															6	0	1	0	0	0	1			
<b>John Milner, L</b> OBP: 0.347, SLG: 0.487 (1, 7)															4	0	0	0	1	1	1			
<b>Jim Fregosi, R</b> OBP: 0.326, SLG: 0.390 (1, 5)															2	0	1	0	2	1	2			
<b>Ed Kranepool, L</b> OBP: 0.283, SLG: 0.321 (1, 3)															4	0	0	0	1	0	5			
<b>Ted Martinez, R</b> OBP: 0.306, SLG: 0.364 (1, 8)															5	0	0	0	0	2	4			
<b>Duffy Dyer, R</b> OBP: 0.310, SLG: 0.467 (1, 2)															5	0	0	0	0	2	4			
<b>Jerry Koosman, R</b> OBP: 0.167, SLG: 0.167 (1, 1)															3	0	0	0	0	2	0			
<b>Tug McGraw, R</b> OBP: 0.200, SLG: 0.111 (11, 1)															2	0	0	0	0	0	0			
<b>Inning Stats</b>	R: 0 E: 0 K: 0 S: 3	H: 0 LOB: 0 BB: 0 P: 3	R: 0 E: 1 K: 1 S: 6	H: 0 LOB: 1 BB: 1 P: 10	R: 0 E: 0 K: 1 S: 5	H: 0 LOB: 0 BB: 0 P: 5	R: 0 E: 0 K: 0 S: 3	H: 0 LOB: 0 BB: 0 P: 3	R: 0 E: 0 K: 0 S: 2	H: 0 LOB: 0 BB: 1 P: 6	R: 0 E: 0 K: 0 S: 7	H: 0 LOB: 0 BB: 0 P: 7	R: 0 E: 0 K: 0 S: 3	H: 0 LOB: 0 BB: 0 P: 3	R: 0 E: 0 K: 0 S: 3	H: 1 LOB: 1 BB: 0 P: 4	R: 0 E: 0 K: 0 S: 3	H: 0 LOB: 0 BB: 0 P: 3	R: 0 E: 0 K: 0 S: 2	H: 0 LOB: 1 BB: 1 P: 6	1B: 2 2B: 2 3B: 0 HR: 0	SF: 0 SAC: 2 DP: 2 HBP: 0	WP: 1 PB: 0 SB: 0 CS: 0	PA: 48
<b>PITCHER</b>	IP	WLS	BF	H	R	ER	SO	BB	IBB	HBP	BLK	WP	HR	S	P	ERA	WHIP							
<b>Steve Arlin, R</b> ERA: 2.91 (1, 1)	10.0		35	1	0	0	8	3	1	0	0	1	0	12	63	0.00	0.400							
<b>Gary Ross, R</b> ERA: 1.99 (11, 1)	4.0	W	14	1	0	0	0	1	0	0	0	1	0	16	16	0.00	0.500							

San Diego Padres @ New York Mets  
Shea Stadium, Flushing, NY  
Thu Jul 06 1972, 7:05 PM EDT  
Att. 20,354 - Unknown

AB	41
R	0
H	2
RBI	0
BB	5
SO	8
LOB	17





Batter	1	2	3	4	5	6	7	8	9	AB	R	H	RBI	BB	SO	LOB	TOP				
Lee Lacy, R OBP: 0.300, SLG: 0.286 (1.4)	4-3		K		SF9	S		5-3		5	2	1	0	1	2		<b>Los Angeles Dodgers @ New York Mets</b> Shea Stadium, Flushing, NY Fri Jul 07 1972, 7:05 PM EDT Att: 48,817 - Unknown				
Bobby Valentine, R OBP: 0.317, SLG: 0.349 (1.7)	4-3				E5			F8		5	1	2	1	0	0	2					
Willie Davis, L OBP: 0.299, SLG: 0.420 (1.8)	4-3		K		SF9			F9		4	0	1	1	0	1	3					
Frank Robinson, R OBP: 0.368, SLG: 0.459 (1.9)										5	0	1	0	0	1	3					
Willie Crawford, L OBP: 0.301, SLG: 0.410 (9.9)										0	0	0	0	0	0	0					
Jim Lefebvre, S OBP: 0.252, SLG: 0.336 (1.5)		5-3			6-3			F6		4	0	0	1	0	0	1					
Wes Parker, S OBP: 0.354, SLG: 0.331 (1.3)										4	1	2	1	1	0	1					
Chris Cannizzaro, R OBP: 0.379, SLG: 0.392 (1.2)										4	1	3	0	1	1	2					
Maury Wills, S OBP: 0.192, SLG: 0.165 (1.6)		5-3								3	1	1	1	1	0	3					
Don Sutton, R OBP: 0.227, SLG: 0.190 (1.1)										3	0	1	0	0	0	2					
<b>Inning Stats</b>	R: 0 E: 0 K: 0 S: 3	H: 0 LOB: 0 BB: 0 P: 3	R: 0 E: 0 K: 0 S: 5	H: 2 LOB: 2 BB: 0 P: 5	R: 0 E: 0 K: 2 S: 9	H: 2 LOB: 1 BB: 0 P: 9	R: 1 E: 0 K: 0 S: 5	H: 2 LOB: 1 BB: 0 P: 5	R: 2 E: 1 K: 0 S: 6	H: 2 LOB: 1 BB: 0 P: 6	R: 1 E: 0 K: 0 S: 4	H: 2 LOB: 0 BB: 0 P: 4	R: 0 E: 0 K: 0 S: 3	H: 0 LOB: 1 BB: 1 P: 7	R: 0 E: 0 K: 2 S: 8	H: 1 LOB: 2 BB: 1 P: 12	1B: 11 2B: 1 3B: 0 HR: 1	SF: 2 SAC: 1 DP: 0 HBP: 0	WP: 0 PB: 0 SB: 1 CS: 1	PA: 44	
<b>PITCHER</b>	IP	WLS	BF	H	R	ER	SO	BB	IBB	HBP	BLK	WP	HR	S	P	ERA	WHIP				
Jon Matlack, L ERA: 2.7 (1.1)	6.0	L	30	10	5	3	2	1	0	0	0	0	0	33	37	4.50	1.833				
Buzz Capra, R ERA: 4.58 (7.1)	3.0		13	3	1	1	2	2	0	0	0	0	1	15	23	3.00	1.667				

Batter	1	2	3	4	5	6	7	8	9	AB	R	H	RBI	BB	SO	LOB	BOTTOM				
Bud Harrelson, S OBP: 0.324, SLG: 0.271 (1.6)	E1					K				3	1	2	0	1	1	0	<b>Los Angeles Dodgers @ New York Mets</b> Shea Stadium, Flushing, NY Fri Jul 07 1972, 7:05 PM EDT Att: 48,817 - Unknown				
Ken Boswell, L OBP: 0.230, SLG: 0.262 (1.4)	G3		G4-6-3			F7				4	0	0	0	0	3						
Dave Marshall, L OBP: 0.300, SLG: 0.365 (1.9)										2	0	0	0	1	0	0					
John Milner, L OBP: 0.341, SLG: 0.477 (1.7)	FC1-6					F2				3	0	0	1	0	1						
Jim Fregosi, R OBP: 0.322, SLG: 0.384 (1.5)	F8					6-3				3	0	0	0	0	0	1					
Ed Kranepool, L OBP: 0.284, SLG: 0.322 (1.3)		4-3								3	0	1	0	0	0	0					
Ted Martinez, R OBP: 0.299, SLG: 0.357 (1.8)										3	0	0	0	0	1	1					
Jerry Grote, R OBP: 0.302, SLG: 0.318 (1.2)										3	0	0	0	0	1	1					
Jon Matlack, L OBP: 0.243, SLG: 0.156 (1.1)										1	0	0	0	0	1	0					
Wayne Garrett, L OBP: 0.375, SLG: 0.291 (6, PH)										1	0	0	0	0	0	0					
Buzz Capra, R OBP: 0.400, SLG: 0.250 (7.1)										0	0	0	0	0	0	0					
Jim Beauchamp, R OBP: 0.235, SLG: 0.229 (8, PH)										1	0	0	0	0	0	0					
<b>Inning Stats</b>	R: 1 E: 1 K: 0 S: 4	H: 1 LOB: 1 BB: 1 P: 8	R: 0 E: 0 K: 1 S: 5	H: 0 LOB: 0 BB: 0 P: 5	R: 0 E: 0 K: 1 S: 4	H: 0 LOB: 0 BB: 1 P: 8	R: 0 E: 0 K: 1 S: 5	H: 0 LOB: 0 BB: 0 P: 5	R: 0 E: 0 K: 1 S: 3	H: 0 LOB: 0 BB: 0 P: 3	R: 0 E: 0 K: 0 S: 3	H: 1 LOB: 0 BB: 0 P: 3	R: 0 E: 0 K: 0 S: 3	H: 1 LOB: 0 BB: 0 P: 3	1B: 3 2B: 0 3B: 0 HR: 0	SF: 0 SAC: 0 DP: 3 HBP: 0	WP: 0 PB: 0 SB: 0 CS: 0	PA: 29			
<b>PITCHER</b>	IP	WLS	BF	H	R	ER	SO	BB	IBB	HBP	BLK	WP	HR	S	P	ERA	WHIP				
Don Sutton, R ERA: 1.91 (1.1)	9.0	W	29	3	1	0	5	2	0	0	0	0	0	37	45	0.00	0.556				



Batter	1	2	3	4	5	6	7	8	9	AB	R	H	RBI	BB	SO	LOB	TOP				
Lee Lacy, R OBP: 0.324, SLG: 0.313 (1, 4)										4	0	2	0	0	1	2	<b>Los Angeles Dodgers @ New York Mets</b> Shea Stadium, Flushing, NY Sat Jul 08 1972, 3:33 AM EDT Att: 41,065 - Unknown				
Bill Buckner, L OBP: 0.337, SLG: 0.341 (1, 7)										3	0	1	0	1	1						
Willie Davis, L OBP: 0.295, SLG: 0.414 (1, 8)										4	0	0	0	0	1	3					
Frank Robinson, R OBP: 0.362, SLG: 0.450 (1, 9)										4	0	0	0	0	1	3					
Wes Parker, S OBP: 0.352, SLG: 0.335 (1, 3)										4	1	1	0	0	0	2					
Jim Lefebvre, S OBP: 0.286, SLG: 0.355 (1, 5)										4	0	2	0	0	0	1					
Chris Cannizzaro, R OBP: 0.367, SLG: 0.377 (1, 2)										4	0	0	0	0	0	3					
Maury Wills, S OBP: 0.194, SLG: 0.160 (1, 6)										3	0	0	0	1	0	2					
Tommy John, R OBP: 0.063, SLG: 0.063 (7, PH)										2	0	0	0	0	0	1					
Manny Mota, R OBP: 0.353, SLG: 0.489 (7, PH)										1	0	1	1	0	0	0					
Pete Mikkelsen, R (7, 1)										0	0	0	0	0	0	0					
Pete Richert, L OBP: 0.750, SLG: 0.750 (7, 1)										0	0	0	0	0	0	0					
<b>Inning Stats</b>	R: 0 E: 0 K: 0 S: 3	H: 1 LOB: 0 BB: 0 P: 3	R: 0 E: 0 K: 0 S: 3	H: 0 LOB: 0 BB: 0 P: 3	R: 0 E: 0 K: 0 S: 3	H: 0 LOB: 0 BB: 0 P: 3	R: 0 E: 0 K: 0 S: 5	H: 2 LOB: 2 BB: 0 P: 5	R: 0 E: 0 K: 0 S: 4	H: 1 LOB: 1 BB: 0 P: 4	R: 0 E: 0 K: 1 S: 5	H: 0 LOB: 1 BB: 1 P: 9	R: 0 E: 0 K: 0 S: 9	H: 0 LOB: 0 BB: 0 P: 9	R: 0 E: 0 K: 0 S: 4	H: 1 LOB: 1 BB: 0 P: 4	1B: 4 2B: 3 3B: 0 HR: 0	SF: 0 SAC: 0 DP: 1 HBP: 0	WP: 0 PB: 0 SB: 0 CS: 0	PA: 35	
<b>PITCHER</b>	IP	WLS	BF	H	R	ER	SO	BB	IBB	HBP	BLK	WP	HR	S	P	ERA	WHIP				
Jim McAndrew, R ERA: 2.99 (1, 1)	7.0	W	28	6	1	1	1	2	0	0	0	0	0	28	36	1.29	1.143				
Danny Frisella, R ERA: 1.75 (8, 1)	2.0	S	7	1	0	0	3	0	0	0	0	0	0	13	13	0.00	0.500				

Batter	1	2	3	4	5	6	7	8	9	AB	R	H	RBI	BB	SO	LOB	BOTTOM				
Willie Mays, R OBP: 0.418, SLG: 0.348 (1, 8)										4	1	1	0	0	2	2	<b>Los Angeles Dodgers @ New York Mets</b> Shea Stadium, Flushing, NY Sat Jul 08 1972, 3:33 AM EDT Att: 41,065 - Unknown				
Bud Harrelson, S OBP: 0.323, SLG: 0.271 (1, 6)										4	1	1	1	0	0	1					
Tommy Agee, R OBP: 0.328, SLG: 0.381 (1, 9)										3	0	0	0	0	1	3					
Wayne Garrett, L OBP: 0.371, SLG: 0.288 (7, 4)										1	0	0	0	0	1	0					
Jim Fregosi, R OBP: 0.321, SLG: 0.382 (1, 5)										4	0	1	0	0	0	1					
John Milner, L OBP: 0.339, SLG: 0.471 (1, 7)										4	1	1	0	0	1	1					
Jim Beauchamp, R OBP: 0.226, SLG: 0.220 (1, 3)										2	0	0	0	0	1	0					
Ed Kranepool, L OBP: 0.288, SLG: 0.326 (7, PH)										1	0	1	0	0	0	0					
Ted Martinez, R OBP: 0.293, SLG: 0.349 (1, 4)										3	0	0	0	0	0	1					
Duffy Dyer, R OBP: 0.319, SLG: 0.477 (1, 2)										2	1	1	0	1	0	0					
Jim McAndrew, R OBP: 0.087, SLG: 0.045 (1, 1)										1	0	0	0	0	0	0					
Dave Marshall, L OBP: 0.296, SLG: 0.359 (7, PH)										1	0	0	0	0	0	2					
Danny Frisella, L (8, 1)										0	0	0	0	0	0	0					
<b>Inning Stats</b>	R: 0 E: 1 K: 2 S: 8	H: 0 LOB: 1 BB: 0 P: 8	R: 0 E: 0 K: 2 S: 7	H: 0 LOB: 0 BB: 0 P: 7	R: 1 E: 1 K: 1 S: 7	H: 1 LOB: 1 BB: 0 P: 7	R: 0 E: 0 K: 0 S: 3	H: 1 LOB: 0 BB: 0 P: 3	R: 0 E: 0 K: 0 S: 3	H: 0 LOB: 0 BB: 0 P: 3	R: 0 E: 0 K: 0 S: 3	H: 0 LOB: 0 BB: 0 P: 3	R: 1 E: 0 K: 0 S: 5	H: 2 LOB: 2 BB: 1 P: 9	R: 2 E: 1 K: 1 S: 7	H: 2 LOB: 0 BB: 0 P: 7	1B: 4 2B: 3 3B: 0 HR: 0	SF: 0 SAC: 1 DP: 2 HBP: 0	WP: 2 PB: 0 SB: 1 CS: 0	PA: 32	
<b>PITCHER</b>	IP	WLS	BF	H	R	ER	SO	BB	IBB	HBP	BLK	WP	HR	S	P	ERA	WHIP				
Tommy John, L ERA: 2.83 (1, 1)	6.0	L	21	2	1	0	5	0	0	0	0	0	0	31	31	0.00	0.333				
Pete Mikkelsen, R ERA: 4.13 (7, 1)	0.2	L	5	2	1	1	0	1	0	0	0	1	0	4	8	13.50	4.500				
Pete Richert, L ERA: 2.25 (7, 1)	1.1		6	2	2	0	1	0	0	0	0	0	0	8	8	0.00	1.500				

AB	33
R	1
H	7
RBI	1
BB	2
SO	4
LOB	18



AB	30
R	4
H	6
RBI	1
BB	1
SO	6
LOB	11





Batter	1	2	3	4	5	6	7	8	9	AB	R	H	RBI	BB	SO	LOB	TOP			
Lee Lacy, R OBP: 0.359, SLG: 0.351 (1, 4)										5	1	3	1	0	1	1	<b>Los Angeles Dodgers @ New York Mets</b> Shea Stadium, Flushing, NY Sun Jul 09 1972, 3:33 AM EDT Att: 50,084 - Unknown			
Bill Buckner, L OBP: 0.338, SLG: 0.342 (1, 7)										5	0	2	0	0	0	2				
Willie Davis, L OBP: 0.301, SLG: 0.419 (1, 8)										4	0	3	1	0	0	1				
Frank Robinson, R OBP: 0.360, SLG: 0.443 (1, 9)										3	0	0	0	1	2	4				
Wes Parker, S OBP: 0.351, SLG: 0.331 (1, 3)										2	0	0	0	1	0	2				
Jim Lefebvre, S OBP: 0.256, SLG: 0.348 (1, 5)										3	0	0	0	1	0	4				
Duke Sims, L OBP: 0.273, SLG: 0.291 Billy Grabarkewitz, R OBP: 0.277, SLG: 0.255 Chris Cannizzaro, R OBP: 0.367, SLG: 0.377 (9, PR)										4	0	0	0	0	1	3				
Maury Wills, S OBP: 0.189, SLG: 0.155 (1, 6)										3	0	0	0	0	0	3				
Claude Osteen, L OBP: 0.302, SLG: 0.333 (1, 1)										4	0	1	0	0	1	2				
<b>Inning Stats</b>	R: 1 E: 0 K: 0 S: 6	H: 3 LOB: 2 BB: 0 P: 6	R: 0 E: 0 K: 1 S: 5	H: 0 LOB: 0 BB: 0 P: 5	R: 0 E: 0 K: 1 S: 6	H: 1 LOB: 1 BB: 0 P: 6	R: 0 E: 0 K: 0 S: 3	H: 0 LOB: 0 BB: 0 P: 3	R: 0 E: 0 K: 1 S: 6	H: 1 LOB: 1 BB: 0 P: 6	R: 0 E: 0 K: 0 S: 3	H: 0 LOB: 0 BB: 0 P: 3	R: 0 E: 0 K: 1 S: 5	H: 1 LOB: 1 BB: 1 P: 9	R: 1 E: 1 K: 0 S: 5	H: 2 LOB: 2 BB: 0 P: 5	1B: 8 2B: 1 3B: 0 HR: 0	SF: 0 SAC: 2 DP: 1 HBP: 0	WP: 0 PB: 0 SB: 0 CS: 0	PA: 38
<b>PITCHER</b> Tom Seaver, R ERA: 2.9 (1, 1)	IP: 9.0 WLS: L BF: 38	H: 9 R: 2 ER: 1 SO: 5	BB: 2 IBB: 1 HBP: 0 BLK: 0	WP: 0 HR: 0 S: 45 P: 57	ERA: 1.00 WHIP: 1.222	<b>PITCHER</b>														

Batter	1	2	3	4	5	6	7	8	9	AB	R	H	RBI	BB	SO	LOB	BOTTOM			
Willie Mays, R OBP: 0.414, SLG: 0.345 (1, 8)										4	0	1	0	0	1	5	<b>Los Angeles Dodgers @ New York Mets</b> Shea Stadium, Flushing, NY Sun Jul 09 1972, 3:33 AM EDT Att: 50,084 - Unknown			
Bud Harrelson, S OBP: 0.322, SLG: 0.271 (1, 6)										4	0	1	0	0	1	2				
John Milner, L OBP: 0.339, SLG: 0.465 (1, 7)										2	0	0	0	0	0	0				
Jim Fregosi, R OBP: 0.320, SLG: 0.379 (9, 3)										4	0	1	0	0	0	2				
Jim Beauchamp, R OBP: 0.218, SLG: 0.212 Ed Kranepool, L OBP: 0.287, SLG: 0.324 Jerry Grote, R OBP: 0.300, SLG: 0.315 (6, PH)										2	0	0	0	0	0	0				
Duffy Dyer, R OBP: 0.317, SLG: 0.477 (1, 2)										4	0	1	0	0	0	0				
Ted Martinez, R OBP: 0.292, SLG: 0.342 (1, 9)										3	0	0	0	1	0	0				
Wayne Garrett, L OBP: 0.370, SLG: 0.289 (1, 4)										3	0	1	0	0	0	0				
Tom Seaver, R OBP: 0.271, SLG: 0.372 (1, 1)										2	0	1	0	1	0	2				
<b>Inning Stats</b>	R: 0 E: 0 K: 1 S: 5	H: 1 LOB: 1 BB: 0 P: 6	R: 0 E: 0 K: 0 S: 3	H: 0 LOB: 0 BB: 0 P: 3	R: 0 E: 0 K: 0 S: 3	H: 0 LOB: 0 BB: 0 P: 3	R: 0 E: 0 K: 1 S: 6	H: 1 LOB: 2 BB: 0 P: 10	R: 0 E: 0 K: 1 S: 6	H: 1 LOB: 1 BB: 0 P: 6	R: 0 E: 0 K: 0 S: 5	H: 2 LOB: 2 BB: 0 P: 5	R: 0 E: 0 K: 0 S: 4	H: 1 LOB: 1 BB: 0 P: 4	R: 0 E: 0 K: 0 S: 3	H: 0 LOB: 0 BB: 0 P: 3	1B: 5 2B: 1 3B: 0 HR: 0	SF: 0 SAC: 2 DP: 0 HBP: 1	WP: 0 PB: 0 SB: 0 CS: 1	PA: 35
<b>PITCHER</b> Claude Osteen, L ERA: 2.32 (1, 1)	IP: 9.0 WLS: W BF: 35	H: 6 R: 0 ER: 0 SO: 3	BB: 2 IBB: 0 HBP: 1 BLK: 0	WP: 0 HR: 0 S: 38 P: 47	ERA: 0.00 WHIP: 0.889	<b>PITCHER</b>														



Batter	1	2	3	4	5	6	7	8	9	AB	R	H	RBI	BB	SO	LOB	TOP																							
<b>Bobby Bonds, R</b> OBP: 0.325, SLG: 0.464 (1, 9)	5-3		F8			F8		SH3-4 1B		4	1	1	0	0	0	0	<b>San Francisco Giants @ New York Mets</b> Shea Stadium, Flushing, NY Mon Jul 10 1972, 7:05 PM EDT Att: 33,000 - Unknown																							
<b>Gary Maddox, R</b> OBP: 0.300, SLG: 0.457 (1, 8)	K			K			2B	SH3-4		3	0	1	0	0	2	0																								
<b>Chris Speier, R</b> OBP: 0.341, SLG: 0.415 (1, 6)	P3			K		6-3		CS 1B		4	0	1	2	0	1	1																								
<b>Willie McCovey, L</b> OBP: 0.333, SLG: 0.411 (1, 3)		HR		FC6-4 BB			HR 1B	K		3	2	2	1	1	1	1																								
<b>Dave Kingman, R</b> OBP: 0.305, SLG: 0.497 <b>Damaso Blanco, R</b> OBP: 0.375, SLG: 0.375 (9, 5)	K			FC6-4			K		F6	4	0	0	0	0	2	2																								
<b>Dave Rader, L</b> OBP: 0.311, SLG: 0.367 (1, 2)	K			1-2		F8	HR		6-3	0	0	0	0	0	0	0																								
<b>Ken Henderson, S</b> OBP: 0.262, SLG: 0.320 (1, 7)	K					K	F8		K	4	0	0	0	0	3	0																								
<b>Tito Fuentes, S</b> OBP: 0.300, SLG: 0.374 (1, 4)			F8			4-1		G3		3	0	0	0	0	0	0																								
<b>Jim Barr, R</b> (1, 1)										2	0	0	0	0	0	0																								
<b>Jerry Johnson, R</b> (6, 1)			2-3			5-3		SH3-4 1B		0	0	0	0	0	0	0																								
<b>Jim Howarth, L</b> OBP: 0.363, SLG: 0.354 <b>Bernie Williams, R</b> OBP: 0.203, SLG: 0.333 <b>Don McMahon, R</b> OBP: 0.250, SLG: 0.250 (8, 1)								1B 1B		1	0	1	0	0	0	0																								
<b>Inning Stats</b>	R: 0 E: 0 K: 1 S: 5	H: 0 LOB: 0 BB: 0 P: 5	R: 1 E: 0 K: 3 S: 10	H: 1 LOB: 0 BB: 0 P: 10	R: 0 E: 0 K: 0 S: 3	H: 0 LOB: 0 BB: 0 P: 3	R: 0 E: 0 K: 2 S: 7	H: 0 LOB: 1 BB: 1 P: 11	R: 0 E: 0 K: 1 S: 5	H: 0 LOB: 0 BB: 0 P: 5	R: 0 E: 0 K: 0 S: 4	H: 1 LOB: 1 BB: 0 P: 4	R: 2 E: 0 K: 1 S: 7	H: 2 LOB: 0 BB: 0 P: 7	R: 2 E: 0 K: 1 S: 7	H: 3 LOB: 1 BB: 0 P: 7	R: 0 E: 0 K: 1 S: 5	H: 0 LOB: 0 BB: 0 P: 5	1B: 4 2B: 2 3B: 0 HR: 2	SF: 0 SAC: 1 DP: 1 HBP: 0	WP: 0 PB: 0 SB: 0 CS: 1	PA: 34																		
<b>PITCHER</b>	IP	WLS	BF	H	R	ER	SO	BB	IBB	HBP	BLK	WP	HR	S	P	ERA	WHIP	<b>PITCHER</b>				IP	WLS	BF	H	R	ER	SO	BB	IBB	HBP	BLK	WP	HR	S	P	ERA	WHIP		
<b>Gary Gentry, R</b> ERA: 3.95 <b>Tug McGraw, L</b> ERA: 1.99	(1, 1)	7.0	27	5	4	4	8	1	0	0	0	0	0	2	42	46	5.14	0.857					(8, 1)	2.0	L	7	2	1	1	2	0	0	0	0	0	0	11	11	4.50	1.000

Batter	1	2	3	4	5	6	7	8	9	AB	R	H	RBI	BB	SO	LOB	BOTTOM																						
<b>Ken Boswell, L</b> OBP: 0.232, SLG: 0.259 (1, 4)	F9		BB		G4-6-3		SH1-4		SH3-4	2	0	0	0	1	0	1	<b>San Francisco Giants @ New York Mets</b> Shea Stadium, Flushing, NY Mon Jul 10 1972, 7:05 PM EDT Att: 33,000 - Unknown																						
<b>Bud Harrelson, S</b> OBP: 0.320, SLG: 0.269 (1, 6)	2-3		BB		F8		HR 1B	4-3	K	5	1	1	0	0	1	4																							
<b>Jim Fregosi, R</b> OBP: 0.321, SLG: 0.393 (1, 3)	5-3				6-3		HR 1B	BB 1B	1-3	5	1	2	3	0	0	1																							
<b>John Milner, L</b> OBP: 0.348, SLG: 0.463 (1, 7)		6-3				BB HBP	SH1-4 2B BB	BB		1	1	0	0	2	0	0																							
<b>Duffy Dyer, R</b> OBP: 0.309, SLG: 0.465 (1, 2)	K				K		SH1-4	F8		3	0	0	0	0	2	3																							
<b>Wayne Garrett, L</b> OBP: 0.384, SLG: 0.314 (1, 5)	4-3									3	0	2	1	1	0	0																							
<b>Ed Kranepool, L</b> OBP: 0.292, SLG: 0.324 (1, 9)					F8		2B	1B	G1-6-4-3	3	0	1	0	1	0	3																							
<b>Ted Martinez, R</b> OBP: 0.285, SLG: 0.333 (1, 8)			G4-6-3				G5-4-3		5-3	4	0	0	0	0	0	3																							
<b>Gary Gentry, R</b> OBP: 0.250, SLG: 0.188 <b>Tug McGraw, R</b> OBP: 0.200, SLG: 0.111 <b>Willie Mays, R</b> OBP: 0.418, SLG: 0.345 (9, PH)										1	1	1	0	2	0	0																							
<b>Inning Stats</b>	R: 0 E: 0 K: 0 S: 3	H: 0 LOB: 0 BB: 0 P: 3	R: 0 E: 0 K: 1 S: 5	H: 0 LOB: 0 BB: 0 P: 5	R: 0 E: 0 K: 0 S: 4	H: 2 LOB: 2 BB: 1 P: 8	R: 0 E: 0 K: 1 S: 5	H: 0 LOB: 2 BB: 1 P: 10	R: 0 E: 0 K: 0 S: 2	H: 0 LOB: 0 BB: 1 P: 6	R: 3 E: 0 K: 0 S: 5	H: 3 LOB: 1 BB: 2 P: 13	R: 1 E: 0 K: 0 S: 4	H: 1 LOB: 2 BB: 2 P: 12	R: 0 E: 0 K: 0 S: 3	H: 1 LOB: 0 BB: 0 P: 3		R: 0 E: 0 K: 1 S: 5	H: 0 LOB: 1 BB: 1 P: 9	1B: 5 2B: 1 3B: 0 HR: 1	SF: 0 SAC: 3 DP: 4 HBP: 1	WP: 0 PB: 0 SB: 1 CS: 0	PA: 39																
<b>PITCHER</b>	IP	WLS	BF	H	R	ER	SO	BB	IBB	HBP	BLK	WP	HR	S	P	ERA	WHIP	<b>PITCHER</b>				IP	WLS	BF	H	R	ER	SO	BB	IBB	HBP	BLK	WP	HR	S	P	ERA	WHIP	
<b>Jim Barr, R</b> ERA: 2.78 <b>Jerry Johnson, R</b> ERA: 5.24 <b>Don McMahon, R</b> ERA: 2.44	(1, 1)	5.1	24	5	3	3	2	4	0	1	0	0	0	1	23	40	5.06	1.688					(6, 1)	1.2	8	1	1	1	0	2	1	0	0	0	0	5	17	5.40	1.800
<b>Don McMahon, R</b> ERA: 2.44	(8, 1)	2.0	W	7	1	0	0	1	0	0	0	0	0	0	8	12	0.00	1.000					(8, 1)	2.0	W	7	1	0	0	1	1	0	0	0	0	8	12	0.00	1.000



Batter	1	2	3	4	5	6	7	8	9	AB	R	H	RBI	BB	SO	LOB	TOP											
<b>Bobby Bonds, R</b> OBP: 0.323, SLG: 0.460 (1, 9)	0-3 K		0-0 F8		0-0 1-3		0-0 1B E 1B		0-0 F8	5	1	1	1	0	1	2												
<b>Gary Maddox, R</b> OBP: 0.303, SLG: 0.457 (1, 8)	0-3 K		0-0 2B 1B		0-3 K		0-0 2-3 E 1B			4	2	2	0	0	2	0												
<b>Chris Speier, R</b> OBP: 0.343, SLG: 0.417 (1, 6)	0-0 5-3		0-0 1-H 2-H 2B			4-0 FC4-5 BB	0-0 E9 PO 1-H 3-H			3	0	1	2	1	0	0												
<b>Willie McCovey, L</b> OBP: 0.333, SLG: 0.435 <b>Ed Goodson, L</b> OBP: 0.350, SLG: 0.443 (6, 3)		0-0 HR	0-3 K			0-0 FC4-5 1-3	0-0 PO 2-3	0-0 F6		3	1	1	1	0	1	2												
<b>Dave Kingman, R</b> OBP: 0.301, SLG: 0.490 (1, 5)	0-0 F7			0-3 K		0-0 F8		0-3 K		4	0	0	0	0	2	1												
<b>Dave Rader, L</b> OBP: 0.310, SLG: 0.362 (1, 2)	0-0 3-1			1-0 FC5-4 HBP		0-0 F6		0-0 6-3		3	0	0	0	0	0	1												
<b>Tito Fuentes, S</b> OBP: 0.296, SLG: 0.369 (1, 4)	0-0 5-3			0-0 FC5-4 1-2				0-3 K	0-0 F7	4	0	0	0	0	1	1												
<b>Ken Henderson, S</b> OBP: 0.262, SLG: 0.319 (1, 7)			0-0 6-3	0-0 FC5-4 1-2			0-0 6-3		0-0 1B	4	0	1	0	0	0	1												
<b>Ron Bryant, S</b> OBP: 0.163, SLG: 0.146 (1, 1)			4-0 1B 2B BB		0-3 K		4-0 WP 1B BB		0-3 K	2	2	0	0	2	2	1												
<b>Inning Stats</b>	R: 0 E: 0 K: 2 S: 7	H: 0 LOB: 0 BB: 0 P: 7	R: 1 E: 0 K: 0 S: 4	H: 1 LOB: 0 BB: 0 P: 4	R: 2 E: 0 K: 1 S: 7	H: 2 LOB: 1 BB: 1 P: 11	R: 0 E: 0 K: 1 S: 5	H: 0 LOB: 1 BB: 0 P: 6	R: 0 E: 0 K: 0 S: 3	H: 0 LOB: 1 BB: 1 P: 7	R: 3 E: 1 K: 1 S: 7	H: 2 LOB: 0 BB: 1 P: 11	R: 0 E: 0 K: 1 S: 5	H: 0 LOB: 0 BB: 0 P: 5	R: 0 E: 0 K: 1 S: 6	H: 1 LOB: 1 BB: 0 P: 6	1B: 4 2B: 1 3B: 0 HR: 1	SF: 0 SAC: 0 DP: 0 HBP: 1	WP: 1 PB: 0 SB: 0 CS: 0	PA: 38								
<b>PITCHER</b>	IP	WLS	BF	H	R	ER	SO	BB	IBB	HBP	BLK	WP	HR	S	P	ERA	WHIP											
<b>Jerry Koosman, L</b> ERA: 3.31 <b>Ray Sadecki, L</b> ERA: 4.13	(1, 1)	7.0	L	30	5	6	4	7	3	0	1	0	1	1	40	53	5.14	1.143										

San Francisco Giants @ New York Mets  
Shea Stadium, Flushing, NY  
Tue Jul 11 1972, 7:05 PM EDT  
Att: 39,314 - Unknown

AB 33  
R 6  
H 6  
RBI 4  
BB 3  
SO 9  
LOB 9



Batter	1	2	3	4	5	6	7	8	9	AB	R	H	RBI	BB	SO	LOB	BOTTOM										
<b>Willie Mays, R</b> OBP: 0.414, SLG: 0.338 (1, 8)	0-0 6-3		0-3 K		4-0 1-2 BB		0-0 F8			3	0	0	0	1	1	0											
<b>Bud Harrelson, S</b> OBP: 0.316, SLG: 0.265 (1, 6)	0-3 K		0-0 6-3		0-0 7-2 3-H			0-0 F8		4	0	0	0	0	1	3											
<b>John Milner, L</b> OBP: 0.352, SLG: 0.463 <b>Jerry Grote, R</b> OBP: 0.295, SLG: 0.309 (3, 2)	4-0 BB				0-0 F6		0-0 6-3		0-0 F8	0	0	0	0	1	0	0											
<b>Jim Fregosi, R</b> OBP: 0.316, SLG: 0.386 (1, 5)	0-3 K				0-0 F7		0-0 E4 BB		0-0 E5	4	0	0	0	0	1	1											
<b>Duffy Dyer, R</b> OBP: 0.307, SLG: 0.453 (3, 9)		0-0 F7			0-0 F9		4-0 1-2 BB		0-0 F7	3	0	0	0	1	0	1											
<b>Bill Sudakis, S</b> (1, 3)		4-0 FC4-6 BB			0-0 5-3		0-3 K		0-0 F2	3	0	0	0	1	1	2											
<b>Ted Martinez, R</b> OBP: 0.284, SLG: 0.338 (3, 7)		0-0 FC4-6 1-2			0-0 E 2B		0-0 6-3		0-0 6-3	4	1	1	0	0	0	3											
<b>Wayne Garrett, L</b> OBP: 0.379, SLG: 0.322 (1, 4)		0-3 K			0-0 E9 7-2 2B		0-0 4-3		0-0 F7	4	0	1	1	0	1	1											
<b>Jerry Koosman, R</b> OBP: 0.150, SLG: 0.150 <b>Dave Marshall, L</b> OBP: 0.292, SLG: 0.354 <b>Ray Sadecki, L</b> OBP: 0.200, SLG: 0.200 (8, 1)			0-0 F7		0-0 FC BB		0-3 K			2	0	0	0	0	0	1											
<b>Inning Stats</b>	R: 0 E: 0 K: 2 S: 7	H: 0 LOB: 1 BB: 1 P: 11	R: 0 E: 0 K: 1 S: 5	H: 0 LOB: 1 BB: 1 P: 9	R: 0 E: 0 K: 1 S: 5	H: 0 LOB: 0 BB: 0 P: 5	R: 0 E: 0 K: 0 S: 3	H: 0 LOB: 0 BB: 0 P: 3	R: 1 E: 1 K: 0 S: 5	H: 2 LOB: 2 BB: 1 P: 9	R: 0 E: 1 K: 1 S: 6	H: 0 LOB: 2 BB: 1 P: 10	R: 0 E: 0 K: 1 S: 5	H: 0 LOB: 0 BB: 0 P: 5	R: 0 E: 1 K: 0 S: 4	H: 0 LOB: 1 BB: 0 P: 4	R: 0 E: 0 K: 0 S: 3	H: 0 LOB: 0 BB: 0 P: 3	1B: 0 2B: 3 3B: 0 HR: 0	SF: 0 SAC: 0 DP: 1 HBP: 0	WP: 0 PB: 0 SB: 0 CS: 0	PA: 35					
<b>PITCHER</b>	IP	WLS	BF	H	R	ER	SO	BB	IBB	HBP	BLK	WP	HR	S	P	ERA	WHIP										
<b>Ron Bryant, L</b> ERA: 2.76	(1, 1)	9.0	W	35	2	1	1	6	4	0	0	0	0	43	59	1.00	0.667										

San Francisco Giants @ New York Mets  
Shea Stadium, Flushing, NY  
Tue Jul 11 1972, 7:05 PM EDT  
Att: 39,314 - Unknown

AB 31  
R 1  
H 2  
RBI 1  
BB 4  
SO 6  
LOB 12





Batter	1	2	3	4	5	6	7	8	9	AB	R	H	RBI	BB	SO	LOB	TOP			
<b>Bobby Bonds, R</b> OBP: 0.320, SLG: 0.454 (1, 9)										4	0	0	0	0	1	3	<b>San Francisco Giants @ New York Mets</b> Shea Stadium, Flushing, NY Wed Jul 12 1972, 3:33 AM EDT Att: 33,227 - Unknown  <b>livebaseballscores.com</b>			
<b>Gary Maddox, R</b> OBP: 0.303, SLG: 0.454 (1, 8)										4	0	1	0	0	0	0				
<b>Chris Speier, R</b> OBP: 0.342, SLG: 0.415 (1, 6)										4	0	1	0	0	0	1				
<b>Willie McCovey, L</b> OBP: 0.324, SLG: 0.420 (1, 3)										4	0	0	0	0	3	1				
<b>Dave Kingman, R</b> OBP: 0.302, SLG: 0.487 (1, 5)										2	0	0	0	1	2	1				
<b>Fran Healy, R</b> OBP: 0.278, SLG: 0.266 (1, 2)										2	0	1	0	1	1	0				
<b>Tito Fuentes, S</b> OBP: 0.294, SLG: 0.365 (1, 4)										3	0	0	0	0	0	2				
<b>Ken Henderson, S</b> OBP: 0.263, SLG: 0.319 (1, 7)										3	0	1	0	0	0	1				
<b>Sam McDowell, L</b> OBP: 0.167, SLG: 0.213 (5, PH)										1	0	0	0	0	1	1				
<b>Chris Arnold, R</b> OBP: 0.304, SLG: 0.339 (5, PH)										1	0	0	0	0	1	2				
<b>Frank Reberger, L</b> OBP: 0.200, SLG: 0.200 (5, PH)										0	0	0	0	0	0	0				
<b>Al Gallagher, R</b> OBP: 0.360, SLG: 0.320 (8, PH)										1	0	0	0	0	0	0				
<b>Randy Moffitt, R</b> (8, 1)										0	0	0	0	0	0	0				
<b>Inning Stats</b>	R: 0 E: 0 K: 0 S: 3	H: 1 LOB: 0 BB: 0 P: 3	R: 0 E: 0 K: 1 S: 4	H: 0 LOB: 1 BB: 2 P: 12	R: 0 E: 0 K: 1 S: 5	H: 1 LOB: 0 BB: 0 P: 5	R: 0 E: 0 K: 2 S: 8	H: 1 LOB: 1 BB: 0 P: 8	R: 0 E: 1 K: 1 S: 7	H: 2 LOB: 2 BB: 0 P: 7	R: 0 E: 0 K: 2 S: 7	H: 0 LOB: 0 BB: 0 P: 7	R: 0 E: 0 K: 1 S: 5	H: 0 LOB: 0 BB: 0 P: 5	R: 0 E: 0 K: 1 S: 5	H: 0 LOB: 0 BB: 0 P: 5	1B: 4 2B: 0 3B: 0 HR: 0	SF: 0 SAC: 0 DP: 1 HBP: 0	WP: 0 PB: 0 SB: 0 CS: 2	PA: 31
<b>PITCHER</b> <b>Jon Matlack, L</b> ERA: 2.49 (1, 1)	IP: 9.0 WLS: W BF: 31 H: 4 R: 0 ER: 0 SO: 9 BB: 2 IBB: 0 HBP: 0 BLK: 0 WP: 0 HR: 0 S: 47 P: 55 ERA: 0.00 WHIP: 0.667															<b>PITCHER</b>				


Batter	1	2	3	4	5	6	7	8	9	AB	R	H	RBI	BB	SO	LOB	BOTTOM				
<b>Bud Harrelson, S</b> OBP: 0.317, SLG: 0.272 (1, 6)										4	1	1	2	1	1	2	<b>San Francisco Giants @ New York Mets</b> Shea Stadium, Flushing, NY Wed Jul 12 1972, 3:33 AM EDT Att: 33,227 - Unknown  <b>livebaseballscores.com</b>				
<b>Ted Martinez, R</b> OBP: 0.281, SLG: 0.329 (1, 7)										4	0	0	0	1	1	2					
<b>Willie Mays, R</b> OBP: 0.426, SLG: 0.354 (1, 8)										2	1	2	0	2	0	0					
<b>Jim Fregosi, R</b> OBP: 0.313, SLG: 0.381 (1, 5)										3	0	0	0	0	1	4					
<b>Ken Boswell, L</b> OBP: 0.230, SLG: 0.257 (6, 4)										1	0	0	0	0	0	1					
<b>Duffy Dyer, R</b> OBP: 0.308, SLG: 0.445 (1, 2)										2	0	0	0	0	0	2					
<b>Bill Sudakis, S</b> OBP: 0.375, SLG: 0.167 (1, 3)										3	0	1	1	1	1	2					
<b>Jerry Grote, R</b> OBP: 0.294, SLG: 0.303 (1, 9)										3	0	0	0	1	1	4					
<b>Wayne Garrett, L</b> OBP: 0.383, SLG: 0.315 (6, 5)										2	1	0	0	2	0	3					
<b>Jon Matlack, L</b> OBP: 0.268, SLG: 0.171 (1, 1)										3	1	1	0	1	1	1					
<b>Inning Stats</b>	R: 1 E: 0 K: 0 S: 2	H: 0 LOB: 1 BB: 3 P: 14	R: 2 E: 0 K: 1 S: 7	H: 2 LOB: 1 BB: 1 P: 11	R: 0 E: 1 K: 1 S: 6	H: 0 LOB: 3 BB: 2 P: 14	R: 0 E: 0 K: 0 S: 2	H: 0 LOB: 0 BB: 1 P: 6	R: 0 E: 0 K: 1 S: 6	H: 1 LOB: 2 BB: 1 P: 10	R: 0 E: 0 K: 1 S: 5	H: 0 LOB: 0 BB: 0 P: 5	R: 1 E: 0 K: 1 S: 7	H: 2 LOB: 2 BB: 0 P: 8	R: 0 E: 0 K: 1 S: 5	H: 0 LOB: 1 BB: 1 P: 9		1B: 3 2B: 1 3B: 1 HR: 0	SF: 0 SAC: 1 DP: 2 HBP: 1	WP: 0 PB: 0 SB: 0 CS: 0	PA: 38
<b>PITCHER</b> <b>Sam McDowell, L</b> ERA: 4.57 (5, 1)	IP: 3.0 WLS: L BF: 14 H: 3 R: 1 ER: 1 SO: 3 BB: 1 IBB: 0 HBP: 1 BLK: 0 WP: 0 HR: 0 S: 18 P: 23 ERA: 3.00 WHIP: 1.333															<b>PITCHER</b>					
<b>Frank Reberger, R</b> ERA: 4.5 (8, 1)	IP: 1.0 WLS: 0 BF: 4 H: 0 R: 0 ER: 0 SO: 1 BB: 0 IBB: 0 HBP: 0 BLK: 0 WP: 0 HR: 0 S: 5 P: 9 ERA: 0.00 WHIP: 1.000															<b>PITCHER</b>					




Batter	1	2	3	4	5	6	7	8	9	AB	R	H	RBI	BB	SO	LOB	TOP			
<b>Bud Harrelson, S</b> (1, 6) OBP: 0.316, SLG: 0.270	0-0 6-3		0-0 SF8			4-0 HR BB		0-0 3-1		2	1	0	1	1	0	0	<b>New York Mets @ San Diego Padres</b> San Diego Stadium, San Diego, CA Fri Jul 14 1972, 10:05 PM EDT Att: 17,093 - Unknown			
<b>Willie Mays, R</b> (1, 8) OBP: 0.418, SLG: 0.345	0-0 F8		2-3 3-H 0-0 F9			0-0 F8		0-3 K		4	0	0	0	0	1	2				
<b>John Milner, L</b> (1, 7) OBP: 0.349, SLG: 0.454	0-0 F7			0-0 4-3		0-0 4-3			4-0 BB BB	3	0	0	0	1	0	1				
<b>Dave Schneck, L</b> (1, 9) OBP: 0.250, SLG: 1.000		0-0 F9		0-3 K		0-0 HR		0-0 F5		4	1	1	2	0	1	1				
<b>Bill Sudakis, S</b> (1, 3) OBP: 0.250, SLG: 0.100 <b>Ed Kranepool, L</b> (9, 3) OBP: 0.292, SLG: 0.324		0-3 K		0-0 E9		0-0 6-3		0-3 K		4	0	0	0	0	2	1				
<b>Wayne Garrett, L</b> (1, 5) OBP: 0.387, SLG: 0.309		0-0 L3		0-0 L4			4-0 G5-4-3 BB	4-0 1-2 BB		2	0	0	0	2	0	1				
<b>Duffy Dyer, R</b> (1, 2) OBP: 0.306, SLG: 0.439			0-0 SH2-4 BB SF8 1B		0-0 5-3		0-3 K	0-0 L6		4	1	1	0	0	1	3				
<b>Ted Martinez, R</b> (1, 4) OBP: 0.282, SLG: 0.325			4-0 SF8 SH2-4 BB		0-3 K		0-0 G5-4-3		2	0	0	0	1	1	1	1				
<b>Tom Seaver, R</b> (1, 1) OBP: 0.260, SLG: 0.356			0-0 SH2-4		0-3 K			0-3 K		2	0	0	0	0	2	0				
<b>Inning Stats</b>	R: 0 E: 0 K: 0 S: 3	H: 0 LOB: 0 BB: 0 P: 3	R: 0 E: 0 K: 1 S: 5	H: 0 LOB: 0 BB: 0 P: 5	R: 1 E: 0 K: 0 S: 4	H: 1 LOB: 1 BB: 1 P: 8	R: 0 E: 1 K: 1 S: 6	H: 0 LOB: 1 BB: 0 P: 6	R: 0 E: 0 K: 1 S: 7	H: 0 LOB: 0 BB: 0 P: 7	R: 2 E: 0 K: 0 S: 4	H: 1 LOB: 0 BB: 1 P: 8	R: 0 E: 0 K: 1 S: 4	H: 0 LOB: 0 BB: 1 P: 8	R: 0 E: 0 K: 1 S: 7	H: 0 LOB: 0 BB: 0 P: 7	1B: 1 2B: 0 3B: 0 HR: 1	SF: 1 SAC: 1 DP: 1 HBP: 0	WP: 0 PB: 0 CS: 0	PA: 34
<b>PITCHER</b> <b>Steve Arlin, R</b> (1, 1) ERA: 3.0	IP: 9.0 WLS: L BF: 34	H: 2 R: 3 ER: 3 SO: 8	BB: 5 IBB: 0 HBP: 0 BLK: 0	WP: 0 HR: 1 S: 45 P: 65	ERA: 3.00 WHIP: 0.778															

Batter	1	2	3	4	5	6	7	8	9	AB	R	H	RBI	BB	SO	LOB	BOTTOM			
<b>Derrel Thomas, S</b> (1, 4) OBP: 0.299, SLG: 0.305	4-0 FC3-6 BB		0-3 K		0-0 L8		0-0 P6		0-3 K	4	0	0	0	1	2	4	<b>New York Mets @ San Diego Padres</b> San Diego Stadium, San Diego, CA Fri Jul 14 1972, 10:05 PM EDT Att: 17,093 - Unknown			
<b>Dave Roberts, R</b> (1, 5) OBP: 0.296, SLG: 0.366	0-3 K		0-0 F4		0-0 E9		0-0 FC6-4			4	0	1	0	0	1	2				
<b>Larry Stahl, L</b> (1, 7) OBP: 0.284, SLG: 0.360	0-0 FC3-6 HR			0-0 3-1		0-3 K		0-0 E3		4	1	0	0	0	1	3				
<b>Nate Colbert, R</b> (1, 3) OBP: 0.298, SLG: 0.472	0-0 HR			0-0 6-3		0-0 F4		0-0 FC6-4		4	1	1	2	0	0	1				
<b>Cito Gaston, R</b> (1, 9) OBP: 0.314, SLG: 0.397	0-0 L9			4-0 BB BB		0-0 4-3		0-3 K		3	0	0	0	1	1	1				
<b>Jerry Morales, R</b> (1, 8) OBP: 0.347, SLG: 0.424		4-0 L1-3 BB		4-0 1-2 BB		0-0 2B		0-0 F9		2	0	1	0	2	0	1				
<b>Pat Corrales, R</b> (1, 2) OBP: 0.244, SLG: 0.181 <b>Curt Blefary, L</b> (9, PH) OBP: 0.259, SLG: 0.321 <b>Fred Stanley, R</b> (9, PR) OBP: 0.338, SLG: 0.255		0-3 K		0-3 K		0-3 K		0-0 3-1 SH1-4 1B		3	0	0	0	0	3	4				
<b>Enzo Hernandez, R</b> (1, 6) OBP: 0.249, SLG: 0.242		0-0 L1-3		0-0 FC2-5 2B		0-0 L3		0-0 SH1-4		3	0	1	0	0	0	1				
<b>Steve Arlin, R</b> (1, 1) OBP: 0.174, SLG: 0.167 <b>Garry Jestadt, R</b> (9, PH) OBP: 0.252, SLG: 0.293			0-3 K		0-0 FC2-5 1B		4-0 FC6-4 BB		0-0 3-1	2	0	0	0	1	1	1				
<b>Inning Stats</b>	R: 2 E: 1 K: 1 S: 6	H: 1 LOB: 0 BB: 1 P: 10	R: 0 E: 0 K: 1 S: 4	H: 0 LOB: 0 BB: 1 P: 8	R: 0 E: 0 K: 2 S: 7	H: 0 LOB: 0 BB: 0 P: 7	R: 0 E: 0 K: 1 S: 5	H: 0 LOB: 2 BB: 2 P: 13	R: 0 E: 1 K: 1 S: 7	H: 2 LOB: 2 BB: 0 P: 7	R: 0 E: 0 K: 1 S: 6	H: 1 LOB: 1 BB: 0 P: 6	R: 0 E: 0 K: 1 S: 3	H: 0 LOB: 1 BB: 1 P: 7	R: 0 E: 1 K: 1 S: 6	H: 0 LOB: 1 BB: 0 P: 6	1B: 2 2B: 3 3B: 0 HR: 1	SF: 0 SAC: 1 DP: 1 HBP: 0	WP: 0 PB: 0 CS: 0	PA: 37
<b>PITCHER</b> <b>Tom Seaver, R</b> (1, 1) ERA: 2.84	IP: 9.0 WLS: W BF: 37	H: 5 R: 2 ER: 2 SO: 9	BB: 5 IBB: 0 HBP: 0 BLK: 0	WP: 0 HR: 1 S: 50 P: 70	ERA: 2.00 WHIP: 1.111															



Batter	1	2	3	4	5	6	7	8	9	AB	R	H	RBI	BB	SO	LOB	TOP										
<b>Bud Harrelson, S</b> OBP: 0.315, SLG: 0.269 (1, 6)	B4	F9					F7	K		5	0	1	0	0	1	3	<b>New York Mets @ San Diego Padres</b> San Diego Stadium, San Diego, CA Sat Jul 15 1972, 10:05 PM EDT Att: 22,029 - Unknown 										
<b>Willie Mays, R</b> OBP: 0.417, SLG: 0.342 (1, 8)	3-1 1B BB		K				F9	K		4	1	1	0	1	2	0											
<b>John Milner, L</b> OBP: 0.356, SLG: 0.458 (1, 7)	3-1 1B						F8	6-3		5	1	3	0	0	0	2											
<b>Dave Schneck, L</b> OBP: 0.222, SLG: 0.556 (1, 9)	3-1		F7				F8	1-3		5	0	1	0	0	0	4											
<b>Bill Sudakis, S</b> OBP: 0.250, SLG: 0.143 <b>Tom Seaver, R</b> OBP: 0.260, SLG: 0.356 (8, PR)	BB		F8				G3	E6		4	0	1	2	0	0	4											
<b>Ed Kronepool, L</b> OBP: 0.292, SLG: 0.324 (8, 3)	BB							SH1-4		0	0	0	0	0	0	0											
<b>Wayne Garrett, L</b> OBP: 0.386, SLG: 0.302 (1, 5)	2-H 3-H 1B						P4	SH1-4		2	0	0	0	1	1	0											
<b>Ted Martinez, R</b> OBP: 0.282, SLG: 0.319 (1, 4)	FC6-4						K	F9		3	0	0	0	1	1	2											
<b>Jerry Grote, R</b> OBP: 0.293, SLG: 0.297 (1, 2)		5-3					F8	L7		3	0	0	0	1	0	2											
<b>Gary Gentry, R</b> OBP: 0.231, SLG: 0.171 <b>Jim Fregosi, R</b> OBP: 0.312, SLG: 0.380 (8, PH)								E6		3	0	0	0	0	2	1											
<b>Tug McGraw, R</b> OBP: 0.200, SLG: 0.111 (8, 1)							K	F9		1	0	0	0	0	0	2											
<b>Inning Stats</b>	R: 2 E: 0 K: 0 S: 5	H: 2 LOB: 2 BB: 2 P: 13	R: 0 E: 0 K: 1 S: 5	H: 0 LOB: 0 BB: 0 P: 5	R: 0 E: 0 K: 1 S: 6	H: 1 LOB: 1 BB: 0 P: 6	R: 0 E: 0 K: 1 S: 5	H: 0 LOB: 0 BB: 0 P: 5	R: 0 E: 0 K: 1 S: 8	H: 3 LOB: 3 BB: 0 P: 8	R: 0 E: 0 K: 1 S: 5	H: 0 LOB: 1 BB: 1 P: 9	R: 0 E: 0 K: 0 S: 4	H: 1 LOB: 1 BB: 0 P: 4	R: 0 E: 2 K: 1 S: 7	H: 0 LOB: 3 BB: 1 P: 11		R: 0 E: 0 K: 1 S: 5	H: 0 LOB: 0 BB: 0 P: 5	1B: 7 2B: 0 3B: 0 HR: 0	SF: 0 SAC: 1 DP: 0 HBP: 0	WP: 0 PB: 0 SB: 0 CS: 0	PA: 40				
<b>PITCHER</b>	IP	WLS	BF	H	R	ER	SO	BB	IBB	HBP	BLK	WP	HR	S	P	ERA		WHIP									
<b>Clay Kirby, R</b> ERA: 3.27 <b>Fred Norman, L</b> ERA: 3.24	(1, 1)	7.0	L	31	7	2	2	5	3	0	0	0	0	38	50	2.57	1.429										

Batter	1	2	3	4	5	6	7	8	9	AB	R	H	RBI	BB	SO	LOB	BOTTOM											
<b>Enzo Hernandez, R</b> OBP: 0.246, SLG: 0.239 <b>Johnny Jeter, R</b> OBP: 0.267, SLG: 0.344 (7, PH)	K		P4				F9	L7		3	0	0	0	0	1	1	<b>New York Mets @ San Diego Padres</b> San Diego Stadium, San Diego, CA Sat Jul 15 1972, 10:05 PM EDT Att: 22,029 - Unknown 											
<b>Dave Roberts, R</b> OBP: 0.288, SLG: 0.355 (8, 6)	4-3		5-3				F3	6-3		4	0	0	0	0	0	0												
<b>Larry Stahl, L</b> OBP: 0.284, SLG: 0.354 (1, 7)	BB		K				K	4-3		3	0	0	0	1	2	0												
<b>Nate Colbert, R</b> OBP: 0.300, SLG: 0.481 (1, 3)	K						5-3	1B BB		3	1	1	1	1	1	1												
<b>Cito Gaston, R</b> OBP: 0.319, SLG: 0.400 (1, 9)			FC6-4 1B				F9	1-3		4	0	2	0	0	0	0												
<b>Jerry Morales, R</b> OBP: 0.340, SLG: 0.415 (8, 5)			F9				P2	F9		4	0	0	0	0	0	3												
<b>Garry Jesteadt, R</b> OBP: 0.244, SLG: 0.283 (1, 4)			FC6-4 BB				P4	F8		4	0	0	0	0	0	1												
<b>Pat Corrales, R</b> OBP: 0.277, SLG: 0.190 (1, 2)							SH3-4 BB	1B		1	0	1	0	2	0	0												
<b>Clay Kirby, R</b> OBP: 0.149, SLG: 0.091 <b>Curt Blefary, L</b> OBP: 0.254, SLG: 0.315 (7, PH)							SH3-4 BB	1B		1	0	0	0	0	1	2												
<b>Fred Norman, S</b> OBP: 0.235, SLG: 0.219 <b>Fred Stanley, R</b> OBP: 0.333, SLG: 0.250 (8, PH)			K					L9		1	0	0	0	0	0	1												
<b>Inning Stats</b>	R: 0 E: 0 K: 2 S: 7	H: 0 LOB: 1 BB: 1 P: 11	R: 0 E: 0 K: 1 S: 6	H: 1 LOB: 2 BB: 1 P: 10	R: 0 E: 0 K: 1 S: 5	H: 0 LOB: 0 BB: 0 P: 5	R: 0 E: 0 K: 0 S: 3	H: 0 LOB: 0 BB: 0 P: 3	R: 0 E: 0 K: 0 S: 3	H: 0 LOB: 1 BB: 1 P: 7	R: 0 E: 0 K: 1 S: 6	H: 1 LOB: 2 BB: 1 P: 10	R: 0 E: 0 K: 0 S: 4	H: 1 LOB: 1 BB: 0 P: 4	R: 0 E: 0 K: 0 S: 4	H: 1 LOB: 0 BB: 0 P: 4		R: 0 E: 0 K: 0 S: 3	H: 0 LOB: 1 BB: 0 P: 4	1B: 3 2B: 0 3B: 0 HR: 1	SF: 0 SAC: 1 DP: 0 HBP: 1	WP: 0 PB: 0 SB: 0 CS: 0	PA: 36					
<b>PITCHER</b>	IP	WLS	BF	H	R	ER	SO	BB	IBB	HBP	BLK	WP	HR	S	P	ERA		WHIP										
<b>Gary Gentry, R</b> ERA: 3.71 <b>Tug McGraw, L</b> ERA: 2.06	(1, 1)	7.0	W	28	3	0	0	5	4	0	0	0	0	34	50	0.00		1.000										
<b>Tug McGraw, L</b> ERA: 2.06 (8, 1)	2.0	S	8	1	1	1	0	0	0	0	1	0	0	7	8	4.50	0.500											



Batter	1	2	3	4	5	6	7	8	9	AB	R	H	RBI	BB	SO	LOB	TOP										
<b>Bud Harrelson, S</b> (1, 6) OBP: 0.313, SLG: 0.266	0-0 4-3		0-0 F8		0-0 3-1		4-0 BB		0-0 F7	4	0	0	0	1	0	0	<b>New York Mets @ San Diego Padres</b> San Diego Stadium, San Diego, CA Sun Jul 16 1972, 6:33 AM EDT Att: 6,394 - Unknown										
<b>Ken Boswell, L</b> (1, 4) OBP: 0.224, SLG: 0.250	0-0 P3		0-0 L9		0-0 4-3		0-0 P6		0-0 5-3	5	0	0	0	0	0	1											
<b>John Milner, L</b> (1, 7) OBP: 0.349, SLG: 0.448	0-0 4-3		0-3 K			0-0 G3		0-0 L8		4	0	0	0	0	1	1											
<b>Dave Schneck, L</b> (1, 8) OBP: 0.385, SLG: 0.923		0-0 HR		0-0 F8 2B		0-0 BB 1B WP 1B		0-0 4-3		4	2	3	1	0	0	1											
<b>Bill Sudakis, S</b> (1, 3) OBP: 0.250, SLG: 0.118		0-0 G3		4-0 FC6-4 BB		0-0 F6		0-3 K		3	0	0	0	1	1	1											
<b>Wayne Garrett, L</b> (1, 5) OBP: 0.389, SLG: 0.310		0-0 BB 1B		0-0 F8 2-3		0-0 WP BB E 1-2 1B		0-0 F6		4	1	2	0	0	0	2											
<b>Duffy Dyer, R</b> (1, 2) OBP: 0.319, SLG: 0.440		4-0 1-2 BB		0-3 K		4-0 E WP BB 1-2 2-3 BB		0-0 1B		2	0	1	0	2	1	2											
<b>Ted Martinez, R</b> (1, 9) OBP: 0.275, SLG: 0.312		0-0 F9		0-0 FC6-4 1-2		0-0 E6 1-3 2-H 3-H		0-0 1-3		4	0	0	0	0	0	6											
<b>Jerry Koosman, R</b> (1, 1) OBP: 0.130, SLG: 0.130		0-3 K			0-0 F5		0-0 P6		0-3 K	3	0	0	0	0	1	4											
<b>Danny Frisella, L</b> (7, 1) OBP: 0.288, SLG: 0.348										0	0	0	0	0	0	0											
<b>Inning Stats</b>	R: 0 E: 0 K: 0 S: 3	H: 0 LOB: 0 BB: 0 P: 3	R: 1 E: 0 K: 1 S: 7	H: 2 LOB: 2 BB: 1 P: 11	R: 0 E: 0 K: 1 S: 5	H: 0 LOB: 0 BB: 0 P: 5	R: 0 E: 0 K: 1 S: 6	H: 1 LOB: 2 BB: 1 P: 10	R: 0 E: 0 K: 0 S: 3	H: 0 LOB: 0 BB: 0 P: 3	R: 2 E: 1 K: 0 S: 6	H: 2 LOB: 2 BB: 1 P: 10	R: 0 E: 0 K: 0 S: 3	H: 0 LOB: 1 BB: 1 P: 7	R: 0 E: 0 K: 1 S: 6	H: 1 LOB: 1 BB: 0 P: 6	R: 0 E: 0 K: 1 S: 5	H: 0 LOB: 0 BB: 0 P: 5	1B: 4 2B: 1 3B: 0 HR: 1	SF: 0 SAC: 0 DP: 0 HBP: 0	WP: 1 PB: 0 SB: 0 CS: 0	PA: 38					
<b>PITCHER</b>	IP	WLS	BF	H	R	ER	SO	BB	IBB	HBP	BLK	WP	HR	S	P	ERA	WHIP										
<b>Mike Corkins, R</b> (1, 1) ERA: 3.01	5.2		25	5	3	2	3	3	0	0	0	0	1	28	40	3.18	1.412										
<b>Gary Ross, R</b> (6, 1) ERA: 2.05	0.1		2	0	0	0	0	0	0	0	0	1	0	2	2	0.00	0.000										
<b>Bill Greif, R</b> (7, 1) ERA: 5.06	3.0	W	11	1	0	0	2	1	0	0	0	0	0	14	18	0.00	0.667										

Batter	1	2	3	4	5	6	7	8	9	AB	R	H	RBI	BB	SO	LOB	BOTTOM										
<b>Enzo Hernandez, R</b> (1, 6) OBP: 0.250, SLG: 0.243	0-0 6-3		0-0 SH1-4 1-2		0-0 6-3		0-0 2-H 3-H 1B		0-0 S 1B	4	0	2	2	0	0	0	<b>New York Mets @ San Diego Padres</b> San Diego Stadium, San Diego, CA Sun Jul 16 1972, 6:33 AM EDT Att: 6,394 - Unknown										
<b>Dave Roberts, R</b> (1, 5) OBP: 0.298, SLG: 0.359	0-0 S 1B		0-0 6-3 2-3		0-0 WP 1B		4-0 SH BB		0-0 F7 1-2	4	2	2	0	1	0	2											
<b>Jerry Morales, R</b> (1, 7) OBP: 0.338, SLG: 0.408	0-3 K		4-0 FC6-4 BB		0-3 K		0-0 SH SF7 1-H		0-0 F3	3	1	0	0	1	2	3											
<b>Nate Colbert, R</b> (1, 3) OBP: 0.303, SLG: 0.481	0-0 2-H 1B		0-0 FC6-4 1-2		4-0 IBB		0-0 SF7 3-H		0-0 4-3	2	0	1	2	1	0	2											
<b>Curt Blefary, L</b> (6, PH) OBP: 0.250, SLG: 0.309										1	0	0	0	0	0	1											
<b>Cito Gaston, R</b> (1, 9) OBP: 0.318, SLG: 0.396	0-0 G3			0-3 K		0-3 K		0-0 1B E 1B		4	1	1	0	0	2	3											
<b>Johnny Jeter, R</b> (1, 8) OBP: 0.276, SLG: 0.349		0-0 F9		0-0 CS 1B		4-0 SH1-4 1B BB		0-0 E 1B		3	2	2	0	1	0	0											
<b>Garry Jesteadt, R</b> (1, 4) OBP: 0.254, SLG: 0.287		0-0 4-3		4-0 1B 1-2 BB		0-0 SH1-4 1B 1B		0-0 E1 1-H 2-H		2	0	1	0	1	0	0											
<b>Fred Stanley, R</b> (6, PR) OBP: 0.333, SLG: 0.250										0	1	0	0	0	0	0											
<b>Bill Greif, R</b> (7, 1) OBP: 0.077, SLG: 0.040										1	0	0	0	0	0	0											
<b>Pat Corrales, R</b> (1, 2) OBP: 0.278, SLG: 0.195		0-3 K		0-0 1-3 1B		0-0 SH1-4 1-2 2-3		0-0 1-3		3	0	1	0	0	1	1											
<b>Mike Corkins, R</b> (1, 1) OBP: 0.235, SLG: 0.412										2	0	1	0	0	0	2											
<b>Gary Ross, R</b> (6, 1) OBP: 0.266, SLG: 0.286										0	0	0	0	0	0	0											
<b>Derrel Thomas, S</b> (6, PH) OBP: 0.297, SLG: 0.303			6-3 SH1-4 1B		0-0 F3		0-0 K		0-0 K	2	0	0	0	0	2	4											
<b>Inning Stats</b>	R: 1 E: 0 K: 1 S: 7	H: 2 LOB: 1 BB: 0 P: 7	R: 0 E: 0 K: 1 S: 5	H: 0 LOB: 0 BB: 0 P: 5	R: 0 E: 0 K: 1 S: 4	H: 1 LOB: 2 BB: 1 P: 8	R: 0 E: 0 K: 1 S: 6	H: 2 LOB: 2 BB: 1 P: 10	R: 0 E: 0 K: 2 S: 8	H: 1 LOB: 2 BB: 1 P: 12	R: 2 E: 0 K: 1 S: 6	H: 2 LOB: 1 BB: 1 P: 10	R: 4 E: 2 K: 1 S: 9	H: 2 LOB: 1 BB: 1 P: 13	R: 0 E: 0 K: 0 S: 4	H: 1 LOB: 1 BB: 0 P: 4	1B: 11 2B: 0 3B: 0 HR: 0	SF: 1 SAC: 3 DP: 0 HBP: 0	WP: 1 PB: 0 SB: 0 CS: 1	PA: 40							
<b>PITCHER</b>	IP	WLS	BF	H	R	ER	SO	BB	IBB	HBP	BLK	WP	HR	S	P	ERA	WHIP										
<b>Jerry Koosman, L</b> (1, 1) ERA: 3.48	6.1	L	33	10	7	4	6	4	1	0	0	0	0	40	60	5.68	2.211										
<b>Danny Frisella, R</b> (7, 1) ERA: 1.7	1.2		7	1	0	0	1	0	0	0	0	0	0	9	9	0.00	0.600										


AB	34
R	3
H	6
RBI	1
BB	4
SO	5
LOB	18




AB	31
R	7
H	11
RBI	4
BB	5
SO	7
LOB	18





Batter	1	2	3	4	5	6	7	8	9	10	AB	R	H	RBI	BB	SO	LOB	TOP	
<b>Bud Hareison, S</b> OBP: 0.309, SLG: 0.262 (1, 6)	F3		5-3			SH FC6-5		1-3		F9	4	0	0	0	0	0	1	<b>New York Mets @ Los Angeles Dodgers</b> Dodger Stadium, Los Angeles, CA Tue Jul 18 1972, 7:05 PM PDT Att: 24,324 - Unknown 	
<b>Willie Mays, R</b> OBP: 0.412, SLG: 0.338 (1, 8)	E6 2B 4-3		K			F9		F9		F9 1B	5	1	1	0	0	1	2		
<b>Jim Fregosi, R</b> OBP: 0.311, SLG: 0.382 <b>Wayne Garrett, L</b> OBP: 0.386, SLG: 0.307 (1, 5) (8, 5)	4-3 2B				F6	FC6-5		F9		F7	4	0	1	0	0	0	2		
<b>Rusty Staub, L</b> OBP: 0.376, SLG: 0.472 (1, 9)	4-3				3-1	G3				L6-4 SH2-4 1B	4	0	1	1	0	0	3		
<b>Bill Sudakis, S</b> OBP: 0.217, SLG: 0.100 (1, 3)	F9				K					SH2-4	3	0	0	0	0	2	1		
<b>Duffy Dyer, R</b> OBP: 0.310, SLG: 0.426 (1, 2)		1-3				F5		K		E5	4	0	0	0	0	1	1		
<b>Dave Schneck, L</b> OBP: 0.353, SLG: 0.765 (1, 7)		L9				F3		FC5 1B		L6-4	4	0	1	0	0	0	2		
<b>Ted Martinez, R</b> OBP: 0.275, SLG: 0.310 (1, 4)		K				F8				F9	4	0	1	0	0	1	0		
<b>Jon Matlack, L</b> OBP: 0.273, SLG: 0.184 <b>John Minier, L</b> OBP: 0.352, SLG: 0.451 <b>Danny Frisella, L</b> (10, 1) (10, 1)					5-3	FC6-5 SH 1B		FC5		1B	3	0	1	0	0	0	2		
<b>Inning Stats</b>	R: 1 E: 1 K: 0 S: 5	H: 1 LOB: 1 BB: 0 P: 5	R: 0 E: 0 K: 1 S: 5	H: 0 LOB: 0 BB: 0 P: 5	R: 0 E: 0 K: 1 S: 5	H: 0 LOB: 0 BB: 0 P: 5	R: 0 E: 0 K: 0 S: 5	H: 1 LOB: 2 BB: 0 P: 5	R: 0 E: 0 K: 2 S: 9	H: 2 LOB: 2 BB: 0 P: 9	R: 0 E: 0 K: 0 S: 3	H: 0 LOB: 0 BB: 0 P: 3	R: 0 E: 1 K: 0 S: 4	H: 1 LOB: 1 BB: 0 P: 4	R: 0 E: 0 K: 0 S: 5	H: 2 LOB: 2 BB: 0 P: 5	1B: 6 2B: 2 3B: 0 HR: 0		SF: 0 SAC: 2 DP: 1 HBP: 0
<b>PITCHER</b>	IP 9.0	WLS 34	H 5	R 1	ER 0	SO 5	BB 0	IBB 0	HBP 0	BLK 0	WP 0	HR 0	S 44	P 44	ERA 0.00	WHIP 0.556			
<b>Tommy John, L</b> ERA: 2.78 <b>Jim Brewer, L</b> ERA: 1.1	(1, 1)	(10, 1)	1.0	W	5	2	0	0	0	0	0	0	5	5	0.00	2.000			

Batter	1	2	3	4	5	6	7	8	9	10	AB	R	H	RBI	BB	SO	LOB	BOTTOM			
<b>Lee Lacy, R</b> OBP: 0.342, SLG: 0.347 (1, 4)	1-3		5-3			FC5-4		K		F9	5	0	0	0	0	1	5	<b>New York Mets @ Los Angeles Dodgers</b> Dodger Stadium, Los Angeles, CA Tue Jul 18 1972, 7:05 PM PDT Att: 24,324 - Unknown 			
<b>Willie Davis, L</b> OBP: 0.304, SLG: 0.420 (1, 8)	K				F6			4-3		G3	5	0	1	0	0	1	2				
<b>Manny Mota, R</b> OBP: 0.379, SLG: 0.495 (1, 7)	4-3					1B BB		1-3		6-3	4	1	1	0	1	0	0				
<b>Frank Robinson, R</b> OBP: 0.355, SLG: 0.432 (1, 9)		6-3				1B BB		F9		6-3	5	1	2	1	0	0	2				
<b>Wes Parker, S</b> OBP: 0.337, SLG: 0.346 (1, 3)		K				1B				HR	4	0	3	1	0	1	0				
<b>Steve Garvey, R</b> OBP: 0.321, SLG: 0.421 (1, 5)					G6-4-3			CS		K	4	0	1	0	0	1	5				
<b>Bobby Valentine, R</b> OBP: 0.319, SLG: 0.347 (1, 6)		F6				FC6-5 1B		F7		5-3 1B	4	0	2	0	0	0	4				
<b>Chris Cannizzaro, R</b> OBP: 0.353, SLG: 0.350 <b>Maury Wills, S</b> OBP: 0.163, SLG: 0.150 <b>Dick Dietz, R</b> OBP: 0.302, SLG: 0.233 (1, 2) (7, PR) (8, 2)					F8	FC6-5 FC1-6		SH3 1B		5-3	3	0	1	0	0	0	1				
<b>Tommy John, R</b> OBP: 0.079, SLG: 0.079 <b>Jim Lefebvre, S</b> OBP: 0.207, SLG: 0.356 <b>Jim Brewer, L</b> (10, 1)					4-3	FC1-6 FC5-4		SH3		IBB	2	0	0	0	1	0	0				
<b>Inning Stats</b>	R: 0 E: 0 K: 1 S: 5	H: 0 LOB: 0 BB: 0 P: 5	R: 0 E: 0 K: 1 S: 6	H: 1 LOB: 1 BB: 0 P: 6	R: 0 E: 0 K: 0 S: 3	H: 0 LOB: 0 BB: 0 P: 3	R: 1 E: 0 K: 0 S: 5	H: 3 LOB: 1 BB: 0 P: 5	R: 0 E: 0 K: 0 S: 4	H: 1 LOB: 1 BB: 0 P: 4	R: 0 E: 0 K: 0 S: 5	H: 2 LOB: 3 BB: 1 P: 9	R: 0 E: 0 K: 0 S: 3	H: 1 LOB: 0 BB: 0 P: 3	R: 0 E: 0 K: 1 S: 6	H: 1 LOB: 2 BB: 0 P: 10	R: 1 E: 0 K: 0 S: 3		H: 1 LOB: 0 BB: 0 P: 3	1B: 10 2B: 0 3B: 0 HR: 1	SF: 0 SAC: 1 DP: 1 HBP: 0
<b>PITCHER</b>	IP 9.0	WLS 37	H 10	R 1	ER 0	SO 4	BB 1	IBB 1	HBP 0	BLK 0	WP 0	HR 0	S 43	P 51	ERA 0.00	WHIP 1.222					
<b>Jon Matlack, L</b> ERA: 2.31 <b>Danny Frisella, R</b> ERA: 1.91	(1, 1)	(10, 1)	0.2	L	3	1	1	0	0	0	0	1	3	3	13.50	1.500					



Batter	1	2	3	4	5	6	7	8	9	AB	R	H	RBI	BB	SO	LOB	TOP					
<b>Bud Harrelson, S</b> (1, 6) OBP: 0.311, SLG: 0.262	4-0 FC5-4 BB		0-0 3-1		0-0 F6		0-0 1B		0-0 L5	4	0	1	0	1	0	2						
<b>Willie Mays, R</b> (1, 8) OBP: 0.404, SLG: 0.329	0-0 FC5-4 G4-6-3 1-2		0-0 6-3		0-0 F8		0-0 F7			4	0	0	0	0	0	3						
<b>John Milner, L</b> (1, 3) OBP: 0.345, SLG: 0.441	0-0 G4-6-3 1-2		0-0 G3			0-0 4-3			0-0 F6	4	0	0	0	0	0	1						
<b>Jim Fregosi, R</b> (1, 5) OBP: 0.310, SLG: 0.380		0-0 6-3		0-0 4-3		0-0 1B			0-0 F9	4	0	1	0	0	0	0						
<b>Cleon Jones, R</b> (1, 7) OBP: 0.322, SLG: 0.340		0-3 K		0-0 1B 1B		0-3 K			0-0 6-3	4	0	1	0	0	2	1						
<b>Dave Schneck, L</b> (1, 9) OBP: 0.428, SLG: 0.750		1-0 BB 1B HBP		0-0 1B 1-2		0-0 F8			0-0 FC4-6 1B	3	0	2	0	0	0	1						
<b>Ted Martinez, R</b> (1, 4) OBP: 0.274, SLG: 0.309		0-0 1B 1-2		0-0 F4		0-3 K			0-0 FC4-6 BB 1-2	4	0	1	0	0	1	3						
<b>Jerry Grote, R</b> (1, 2) OBP: 0.303, SLG: 0.300		4-0 1B 1-2 2-3 BB		0-0 L9		0-0 FC6-4 1B			4-0 BB 1-2	2	0	1	0	2	0	2						
<b>Tom Seaver, R</b> (1, 1) OBP: 0.245, SLG: 0.333		0-0 L7			0-0 F8		0-0 FC6-4 1B 1-2		0-3 K	3	0	0	0	0	0	4						
<b>Ray Sadecki, L</b> (7, 1) OBP: 0.200, SLG: 0.200										0	0	0	0	0	0	0						
<b>Duffy Dyer, R</b> (9, PH) OBP: 0.308, SLG: 0.423										1	0	0	0	0	1	2						
<b>Inning Stats</b>	R: 0 E: 0 K: 0 S: 2	H: 0 LOB: 0 BB: 1 P: 6	R: 0 E: 0 K: 1 S: 6	H: 1 LOB: 3 BB: 1 P: 11	R: 0 E: 0 K: 0 S: 3	H: 0 LOB: 0 BB: 0 P: 3	R: 0 E: 0 K: 0 S: 5	H: 2 LOB: 2 BB: 0 P: 5	R: 0 E: 0 K: 1 S: 3	H: 0 LOB: 0 BB: 0 P: 3	R: 0 E: 0 K: 0 S: 6	H: 1 LOB: 1 BB: 0 P: 6	R: 0 E: 0 K: 1 S: 7	H: 2 LOB: 2 BB: 0 P: 7	R: 0 E: 0 K: 0 S: 3	H: 0 LOB: 0 BB: 0 P: 3	R: 0 E: 0 K: 1 S: 6	H: 1 LOB: 2 BB: 1 P: 10	1B: 7 2B: 0 3B: 0 HR: 0	SF: 0 SAC: 0 DP: 1 HBP: 1	WP: 0 PB: 0 SB: 0 CS: 0	PA: 37
<b>PITCHER</b> <b>Claude Osteen, L</b> (1, 1) ERA: 2.3	IP: 9.0 WLS: W BF: 37 H: 7 R: 0 ER: 0 SO: 4 BB: 3 IBB: 0 HBP: 1 BLK: 0 WP: 0 HR: 0 S: 41 P: 54 ERA: 0.00 WHIP: 1.111															<b>PITCHER</b>						

**New York Mets @ Los Angeles Dodgers**  
**Dodger Stadium, Los Angeles, CA**  
 Wed Jul 19 1972, 7:05 PM PDT  
 Att: 29,821 - Unknown

AB	33
R	0
H	7
RBI	0
BB	3
SO	4
LOB	19



Batter	1	2	3	4	5	6	7	8	9	AB	R	H	RBI	BB	SO	LOB	BOTTOM	
<b>Lee Lacy, R</b> (1, 4) OBP: 0.346, SLG: 0.342	0-3 K		0-0 4-3		4-0 G1-6-3 BB		0-0 1B 1B		0-0 FC4-6 1-2 2-3	4	1	1	0	1	1	2		
<b>Manny Mota, R</b> (1, 7) OBP: 0.376, SLG: 0.488	0-0 6-3		0-0 4-3		0-0 G1-6-3 1-2		0-0 1B SF8		0-3 K	5	1	1	0	0	1	3		
<b>Willie Davis, L</b> (1, 8) OBP: 0.306, SLG: 0.421	0-0 F6			0-0 1B 1B		0-0 F8		0-0 1B 1-3 2-H		4	1	2	1	0	0	0		
<b>Frank Robinson, R</b> (1, 9) OBP: 0.357, SLG: 0.433		0-0 5-3		0-0 1B 1-3 1B		4-0 SH1 BB		0-0 SF8		2	1	1	1	1	0	0		
<b>Wes Parker, S</b> (1, 3) OBP: 0.361, SLG: 0.349		4-0 BB BB		0-0 1-3		0-0 SH1		0-0 3-H		2	0	1	0	1	0	2		
<b>Bobby Valentine, R</b> (1, 6) OBP: 0.322, SLG: 0.347		4-0 BB 1-2		0-0 2B 1B		0-0 F9		0-0 1-3		3	1	1	2	1	0	3		
<b>Duke Sims, L</b> (1, 2) OBP: 0.288, SLG: 0.294		0-3 K		0-0 F6		1-0 HBP		0-3 K		3	0	0	0	0	2	3		
<b>Steve Garvey, R</b> (1, 5) OBP: 0.324, SLG: 0.427		0-0 F7		0-0 2B		0-0 F9		0-0 FC4-6 BB 1B		4	0	2	1	0	0	4		
<b>Claude Osteen, L</b> (1, 1) OBP: 0.292, SLG: 0.304			0-0 4-3		0-0 6-3		0-0 4-3		4-0 FC4-6 BB	3	0	0	0	1	0	1		
<b>Inning Stats</b>	R: 0 E: 0 K: 1 S: 5	H: 0 LOB: 0 BB: 2 P: 5	R: 0 E: 0 K: 1 S: 5	H: 0 LOB: 2 BB: 2 P: 13	R: 0 E: 0 K: 0 S: 3	H: 0 LOB: 0 BB: 0 P: 3	R: 3 E: 0 K: 0 S: 7	H: 4 LOB: 1 BB: 0 P: 7	R: 0 E: 0 K: 0 S: 2	H: 0 LOB: 0 BB: 1 P: 6	R: 2 E: 0 K: 0 S: 3	H: 4 LOB: 2 BB: 0 P: 8	R: 0 E: 0 K: 2 S: 8	H: 1 LOB: 2 BB: 1 P: 12	1B: 8 2B: 1 3B: 0 HR: 0	SF: 1 SAC: 1 DP: 1 HBP: 1	WP: 0 PB: 0 SB: 1 CS: 0	PA: 38
<b>PITCHER</b> <b>Tom Seaver, R</b> (1, 1) ERA: 3.02	IP: 6.2 WLS: L BF: 32 H: 8 R: 5 ER: 5 SO: 2 BB: 4 IBB: 0 HBP: 1 BLK: 0 WP: 0 HR: 0 S: 31 P: 48 ERA: 6.75 WHIP: 1.800															<b>PITCHER</b>		
<b>Ray Sadecki, L</b> (7, 1) ERA: 3.91	IP: 1.1 WLS: 6 BF: 1 H: 0 R: 0 ER: 0 SO: 2 BB: 1 IBB: 0 HBP: 0 BLK: 0 WP: 0 HR: 0 S: 9 P: 13 ERA: 0.00 WHIP: 1.500															<b>PITCHER</b>		

**New York Mets @ Los Angeles Dodgers**  
**Dodger Stadium, Los Angeles, CA**  
 Wed Jul 19 1972, 7:05 PM PDT  
 Att: 29,821 - Unknown

AB	30
R	5
H	9
RBI	5
BB	5
SO	4
LOB	18





Batter	1	2	3	4	5	6	7	8	9	AB	R	H	RBI	BB	SO	LOB	TOP										
<b>Bud Harrelson, S</b> OBP: 0.310, SLG: 0.262 (1,6)										4	1	1	0	0	0	1	<b>New York Mets @ Los Angeles Dodgers</b> Dodger Stadium, Los Angeles, CA Thu Jul 20 1972, 7:05 PM PDT Att: 24,213 - Unknown										
<b>Willie Mays, R</b> OBP: 0.406, SLG: 0.335 (1,8)										3	0	1	1	1	0	1											
<b>John Milner, L</b> OBP: 0.338, SLG: 0.431 (1,3)										4	0	0	0	0	2	5											
<b>Jim Fregosi, R</b> OBP: 0.305, SLG: 0.373 <b>Wayne Garrett, L</b> OBP: 0.396, SLG: 0.307 (8,5)										4	0	0	0	0	1	3											
<b>Cleon Jones, R</b> OBP: 0.321, SLG: 0.339 (1,7)										4	1	1	0	0	0	0											
<b>Dave Schneck, L</b> OBP: 0.400, SLG: 0.667 (1,9)										4	0	1	0	0	2	0											
<b>Ted Martinez, R</b> OBP: 0.268, SLG: 0.302 (1,4)										4	0	0	0	0	0	3											
<b>Jerry Grote, R</b> OBP: 0.296, SLG: 0.294 (1,2)										3	0	0	1	0	1	1											
<b>Gary Gentry, R</b> OBP: 0.214, SLG: 0.158 (1,1)										3	0	0	0	0	2	1											
<b>Inning Stats</b>	R: 0 E: 1 K: 1 S: 6	H: 1 LOB: 1 BB: 0 P: 6	R: 1 E: 0 K: 1 S: 7	H: 2 LOB: 1 BB: 0 P: 7	R: 0 E: 1 K: 2 S: 6	H: 0 LOB: 1 BB: 0 P: 6	R: 0 E: 0 K: 2 S: 8	H: 0 LOB: 1 BB: 0 P: 8	R: 1 E: 1 K: 1 S: 7	H: 1 LOB: 1 BB: 0 P: 7	R: 0 E: 0 K: 0 S: 3	H: 0 LOB: 0 BB: 0 P: 3	R: 0 E: 1 K: 1 S: 6	H: 0 LOB: 2 BB: 1 P: 10	R: 0 E: 0 K: 1 S: 5	H: 0 LOB: 0 BB: 0 P: 5	R: 0 E: 0 K: 0 S: 3	H: 0 LOB: 0 BB: 0 P: 3	1B: 3 2B: 1 3B: 0 HR: 0	SF: 1 SAC: 1 DP: 0 HBP: 0	WP: 0 PB: 1 SB: 1 CS: 0	PA: 36					
<b>PITCHER</b>	IP	WLS	BF	H	R	ER	SO	BB	IBB	HBP	BLK	WP	HR	S	P	ERA	WHIP										
<b>Al Downing, L</b> ERA: 2.89 (1,1)	7.0	L	30	4	2	1	7	0	1	0	0	0	0	43	47	1.29	0.571										
<b>Jim Brewer, L</b> ERA: 1.06 (8,1)	2.0		6	0	0	0	1	0	0	0	0	0	0	8	8	0.00	0.000										

Batter	1	2	3	4	5	6	7	8	9	AB	R	H	RBI	BB	SO	LOB	BOTTOM										
<b>Lee Lacy, R</b> OBP: 0.341, SLG: 0.338 (1,4)										4	1	1	0	0	2	3	<b>New York Mets @ Los Angeles Dodgers</b> Dodger Stadium, Los Angeles, CA Thu Jul 20 1972, 7:05 PM PDT Att: 24,213 - Unknown										
<b>Manny Mota, R</b> OBP: 0.373, SLG: 0.484 (1,7)										4	0	1	0	0	0	2											
<b>Willie Davis, L</b> OBP: 0.305, SLG: 0.419 (1,8)										4	0	1	1	0	0	1											
<b>Frank Robinson, R</b> OBP: 0.356, SLG: 0.430 (1,9)										4	0	1	0	0	0	2											
<b>Wes Parker, S</b> OBP: 0.363, SLG: 0.349 (1,3)										3	0	1	0	1	1	1											
<b>Bobby Valentine, R</b> OBP: 0.325, SLG: 0.344 (1,6)										2	0	0	0	2	1	1											
<b>Dick Dietz, R</b> OBP: 0.304, SLG: 0.222 (1,2)										2	0	0	0	1	1	4											
<b>Maury Wills, S</b> OBP: 0.182, SLG: 0.150 (9, PH)										0	0	0	0	0	0	0											
<b>Steve Garvey, R</b> OBP: 0.322, SLG: 0.428 (1,5)										4	0	1	0	0	0	3											
<b>Al Downing, R</b> OBP: 0.114, SLG: 0.116 (1,1)										2	0	1	0	0	0	1											
<b>Bill Buckner, L</b> OBP: 0.338, SLG: 0.356 (7, PH)										1	0	0	0	0	0	0											
<b>Jim Brewer, L</b> OBP: 0.338, SLG: 0.356 (8,1)										0	0	0	0	0	0	0											
<b>Jim Lefebvre, S</b> OBP: 0.265, SLG: 0.354 (9, PH)										1	0	0	0	0	1	1											
<b>Inning Stats</b>	R: 1 E: 0 K: 1 S: 7	H: 2 LOB: 3 BB: 2 P: 15	R: 0 E: 0 K: 1 S: 6	H: 1 LOB: 1 BB: 0 P: 6	R: 0 E: 0 K: 0 S: 3	H: 1 LOB: 0 BB: 0 P: 3	R: 0 E: 0 K: 1 S: 6	H: 1 LOB: 0 BB: 1 P: 10	R: 0 E: 0 K: 0 S: 3	H: 1 LOB: 0 BB: 0 P: 3	R: 0 E: 0 K: 1 S: 6	H: 1 LOB: 1 BB: 0 P: 6	R: 0 E: 0 K: 0 S: 3	H: 0 LOB: 0 BB: 0 P: 3	R: 0 E: 0 K: 1 S: 5	H: 0 LOB: 0 BB: 0 P: 5	R: 0 E: 0 K: 1 S: 5	H: 0 LOB: 1 BB: 1 P: 9	1B: 6 2B: 2 3B: 0 HR: 0	SF: 0 SAC: 1 DP: 2 HBP: 0	WP: 1 PB: 0 SB: 1 CS: 0	PA: 36					
<b>PITCHER</b>	IP	WLS	BF	H	R	ER	SO	BB	IBB	HBP	BLK	WP	HR	S	P	ERA	WHIP										
<b>Gary Gentry, R</b> ERA: 3.52 (1,1)	9.0	W	36	7	1	1	6	4	0	0	0	1	0	44	60	1.00	1.222										



Batter	1	2	3	4	5	6	7	8	9	AB R H RBI BB SO LOB	TOP												
<b>Bud Harrelson, S</b> OBP: 0.311, SLG: 0.261 (1, 6)	0-3 K		0-0 1-3		0-0 4-3		0-0 SH1-4 1B		4-0 S BB	4 0 1 1 1 1 1	<b>New York Mets @ San Francisco Giants</b> Candlestick Park, San Francisco, CA Fri Jul 21 1972, 10:05 PM EDT Att: 18,117 - Unknown												
<b>Willie Mays, R</b> OBP: 0.406, SLG: 0.355 (1, 8)	0-0 5-3		0-0 F8		0-0 HR		0-0 SH1-4 1B		0-0 F4	5 1 2 2 0 0 1													
<b>John Milner, L</b> OBP: 0.332, SLG: 0.422 (1, 3)	0-0 F8		0-0 F7		0-0 F7		0-0 SH1-4		0-3 K	4 0 0 0 0 1 1													
<b>Dave Schneck, L</b> OBP: 0.400, SLG: 0.593 (1, 9)		0-0 6-3		0-0 F7		0-0 E3 1B WP		4-0 IBB	4-0 IBB	3 0 0 0 2 0 0													
<b>Cleon Jones, R</b> OBP: 0.318, SLG: 0.335 (1, 7)		0-0 1B		0-3 K		0-3 K		0-3 K	0-3 K	5 0 1 0 0 4 6													
<b>Wayne Garrett, L</b> OBP: 0.390, SLG: 0.308 (1, 5)		0-0 F9 1B		0-3 K		4-0 1B BB		0-0 F2		3 0 1 0 1 1 3													
<b>Ted Martinez, R</b> OBP: 0.268, SLG: 0.301 (1, 4)		0-0 F9		0-0 2B 4-3 1B		0-0 P5		0-0 F8		4 1 1 0 0 0 4													
<b>Jerry Grote, R</b> OBP: 0.306, SLG: 0.307 (1, 2)		4-0 IBB		0-0 4-3 HR 2B		0-0 1-2 2-3 1B		0-0 6-3		3 1 2 0 1 0 0													
<b>Jerry Koosman, R</b> OBP: 0.111, SLG: 0.111 (1, 1)		0-0 1-3		0-0 F7		0-3 K		0-0 5-3		4 0 0 0 0 1 8													
<b>Tug McGraw, R</b> OBP: 0.200, SLG: 0.111 (8, 1)										0 0 0 0 0 0 0													
<b>Inning Stats</b>	R: 0 E: 0 K: 1 S: 5	H: 0 LOB: 0 BB: 0 P: 5	R: 0 E: 0 K: 0 S: 5	H: 2 LOB: 3 BB: 1 P: 9	R: 0 E: 0 K: 0 S: 3	H: 0 LOB: 0 BB: 0 P: 3	R: 0 E: 0 K: 2 S: 7	H: 0 LOB: 0 BB: 0 P: 7	R: 3 E: 0 K: 0 S: 6	H: 3 LOB: 0 BB: 0 P: 6	R: 0 E: 1 K: 2 S: 9	H: 1 LOB: 3 BB: 1 P: 13	R: 0 E: 0 K: 1 S: 7	H: 2 LOB: 3 BB: 1 P: 11	R: 0 E: 0 K: 0 S: 3	H: 0 LOB: 0 BB: 0 P: 3	R: 0 E: 0 K: 2 S: 7	H: 0 LOB: 2 BB: 2 P: 15	1B: 6 2B: 1 3B: 0 HR: 1	SF: 0 SAC: 1 DP: 0 HBP: 0	WP: 1 PB: 0 SB: 1 CS: 0	PA: 41	
<b>PITCHER</b>	IP WLS BF H R ER SO BB IBB HBP BLK WP HR S P ERA WHIP											<b>PITCHER</b>	IP WLS BF H R ER SO BB IBB HBP BLK WP HR S P ERA WHIP										
<b>Jim Barr, R</b> ERA: 3.16 (1, 1)	5.0 L 21 5 3 3 3 0 1 0 0 0 0 1 26 30 5.40 1.000																						
<b>Randy Moffitt, R</b> ERA: 2.75 (8, 1)	2.0 12 3 0 0 3 1 1 0 0 1 0 16 24 0.00 2.000																						
<b>Don McMahon, R</b> ERA: 2.91 (8, 1)	2.0 8 0 0 0 2 1 1 0 0 0 0 10 18 0.00 0.500																						

Batter	1	2	3	4	5	6	7	8	9	AB R H RBI BB SO LOB	BOTTOM												
<b>Bobby Bonds, R</b> OBP: 0.330, SLG: 0.473 (1, 9)	0-0 6-3		0-3 K		0-0 E5		0-0 F9		0-3 K	5 0 0 0 0 2 3	<b>New York Mets @ San Francisco Giants</b> Candlestick Park, San Francisco, CA Fri Jul 21 1972, 10:05 PM EDT Att: 18,117 - Unknown												
<b>Garry Maddox, R</b> OBP: 0.306, SLG: 0.470 (1, 8)	0-0 1B		0-3 K		0-3 K		0-0 F8 1B		0-0 F8 1B	4 0 2 0 0 2 3													
<b>Chris Speier, R</b> OBP: 0.349, SLG: 0.428 (1, 6)	0-0 F8		0-0 F9		0-0 HR		0-0 1B 1B		0-0 1B 1B	4 1 2 1 0 0 2													
<b>Willie McCovey, L</b> OBP: 0.313, SLG: 0.395 (1, 3)	0-0 4-3				0-0 G3		0-0 3-1		0-0 F8	3 0 0 0 0 0 1													
<b>Ed Goodson, L</b> OBP: 0.330, SLG: 0.407 (8, 3)					0-0 G3		0-0 3-1		2-3 F8	1 0 0 0 0 0 2													
<b>Tito Fuentes, S</b> OBP: 0.294, SLG: 0.375 (1, 4)		0-3 K		0-0 1-3		0-0 F4		0-0 G6-3 1B	0-0 G6-3 1B	4 0 1 0 0 1 0													
<b>Ken Henderson, S</b> OBP: 0.258, SLG: 0.306 (1, 7)		0-3 K		0-0 F9		0-0 1B		0-0 G6-3	0-0 G6-3	4 0 1 0 0 1 4													
<b>Al Gallagher, R</b> OBP: 0.340, SLG: 0.289 (1, 5)		0-0 4-3			4-0 FC3-6 BB		0-0 4-3		0-3 K	3 0 0 0 1 1 2													
<b>Dave Rader, L</b> OBP: 0.316, SLG: 0.360 (1, 2)		0-0 6-3			0-0 FC3-6		0-0 6-3		0-0 K	4 0 1 0 0 0 2													
<b>Jim Barr, R</b> ERA: 3.16 (1, 1)					0-3 K		0-0 F8		0-3 K	1 0 1 0 0 0 0													
<b>Bernie Williams, R</b> OBP: 0.306, SLG: 0.338 (8, 1)										1 0 0 0 0 0 1													
<b>Randy Moffitt, R</b> ERA: 2.75 (8, 1)										0 0 0 0 0 0 0													
<b>Chris Arnold, R</b> OBP: 0.306, SLG: 0.333 (7, 9)										1 0 0 0 0 0 0													
<b>Don McMahon, R</b> OBP: 0.306, SLG: 0.333 (8, 1)										0 0 0 0 0 0 0													
<b>Fran Healy, R</b> OBP: 0.250, SLG: 0.250 (8, 9)										1 0 0 0 0 1 1													
<b>Inning Stats</b>	R: 0 E: 0 K: 0 S: 4	H: 1 LOB: 1 BB: 0 P: 4	R: 0 E: 0 K: 2 S: 8	H: 0 LOB: 1 BB: 0 P: 8	R: 0 E: 0 K: 0 S: 3	H: 0 LOB: 0 BB: 0 P: 3	R: 0 E: 1 K: 2 S: 8	H: 0 LOB: 2 BB: 1 P: 12	R: 1 E: 0 K: 0 S: 5	H: 2 LOB: 1 BB: 0 P: 5	R: 0 E: 0 K: 0 S: 3	H: 0 LOB: 0 BB: 0 P: 3	R: 0 E: 0 K: 0 S: 5	H: 3 LOB: 2 BB: 0 P: 5	R: 0 E: 0 K: 3 S: 10	H: 1 LOB: 1 BB: 0 P: 10	1B: 6 2B: 1 3B: 0 HR: 1	SF: 0 SAC: 0 DP: 1 HBP: 0	WP: 1 PB: 0 SB: 0 CS: 0	PA: 37			
<b>PITCHER</b>	IP WLS BF H R ER SO BB IBB HBP BLK WP HR S P ERA WHIP											<b>PITCHER</b>	IP WLS BF H R ER SO BB IBB HBP BLK WP HR S P ERA WHIP										
<b>Jerry Koosman, L</b> ERA: 3.3 (1, 1)	7.1 W 32 7 1 1 6 1 0 0 0 0 0 0 43 47 1.23 1.091																						
<b>Tug McGraw, L</b> ERA: 2.01 (8, 1)	1.2 S 5 1 0 0 3 0 0 0 0 0 0 0 11 11 0.00 0.600																						



Batter	1	2	3	4	5	6	7	8	9	AB	R	H	RBI	BB	SO	LOB	TOP		
<b>Bud Harrelson, S</b> (1, 6) OBP: 0.307, SLG: 0.257	L6		4-3		F9			6-3	FC6-4	5	0	0	0	0	0	3			
<b>Wayne Garrett, L</b> (1, 5) OBP: 0.386, SLG: 0.299	6-3			4-3		F8		1B BB		3	0	0	0	1	0	0			
<b>Dave Marshall, L</b> (1, 9) OBP: 0.312, SLG: 0.362	BB			1B E 1B		F7		1-2 1B		3	1	2	0	1	0	0			
<b>Dave Schneck, L</b> (1, 8) OBP: 0.382, SLG: 0.548	G3			1-2 E 1B		4-3		4-3		4	0	1	0	0	0	3			
<b>Cleon Jones, R</b> (1, 7) OBP: 0.317, SLG: 0.333		6-3		E9				6-3		4	0	1	0	0	0	0			
<b>Ed Kranepool, L</b> (1, 3) OBP: 0.285, SLG: 0.316		F9		1-2 2-H 1B						4	0	0	0	0	0	2			
<b>Ken Boswell, L</b> (1, 4) OBP: 0.230, SLG: 0.247		6-3						BB		2	0	0	0	2	0	2			
<b>Jerry Grote, R</b> (1, 2) OBP: 0.305, SLG: 0.306				F7				L6		4	0	1	0	0	0	1			
<b>Jon Matlack, L</b> (1, 1) OBP: 0.255, SLG: 0.171										3	0	0	0	0	2	0			
<b>Willie Mays, R</b> (9, PH) OBP: 0.408, SLG: 0.355				K						0	0	0	0	1	0	0			
<b>Danny Frisella, L</b> (9, 1)								K		0	0	0	0	0	0	0			
<b>Inning Stats</b>	R: 0 E: 0 K: 0 S: 3	H: 0 LOB: 1 BB: 1 P: 7	R: 0 E: 0 K: 0 S: 3	H: 0 LOB: 0 BB: 0 P: 3	R: 0 E: 0 K: 1 S: 5	H: 0 LOB: 0 BB: 0 P: 5	R: 1 E: 1 K: 0 S: 6	H: 3 LOB: 2 BB: 0 P: 6	R: 0 E: 0 K: 0 S: 3	H: 0 LOB: 0 BB: 0 P: 3	R: 0 E: 0 K: 0 S: 3	H: 0 LOB: 1 BB: 1 P: 7	R: 0 E: 0 K: 1 S: 6	H: 1 LOB: 2 BB: 1 P: 10	R: 0 E: 0 K: 1 S: 4	H: 1 LOB: 3 BB: 2 P: 12	1B: 5 2B: 0 3B: 0 HR: 0	SF: 0 SAC: 0 DP: 0 HBP: 0	WP: 0 PA: 37 PB: 0 SB: 0 CS: 0
<b>PITCHER</b> <b>Frank Reberger, R</b> (1, 1) ERA: 3.0	IP: 9.0 WLS: W BF: 37 H: 5 R: 1 ER: 0 SO: 2 BB: 5 IBB: 0 HBP: 0 BLK: 0 WP: 0 HR: 0 S: 36 P: 56 ERA: 0.00 WHIP: 1.111																		

**New York Mets @ San Francisco Giants**  
Candlestick Park, San Francisco, CA

AB 32  
R 1  
H 5  
RBI 0  
BB 5  
SO 2  
LOB 11



Sat Jul 22 1972, 6:33 AM EDT  
Att: 18,703 - Unknown

Batter	1	2	3	4	5	6	7	8	9	AB	R	H	RBI	BB	SO	LOB	BOTTOM		
<b>Bobby Bonds, R</b> (1, 9) OBP: 0.329, SLG: 0.469	K			F8				F8		3	0	0	0	1	1	0			
<b>Gary Maddox, R</b> (1, 8) OBP: 0.305, SLG: 0.465	4-3			FC6 BB	F3			5-3		3	0	0	0	1	0	3			
<b>Chris Speier, R</b> (1, 6) OBP: 0.348, SLG: 0.424	L6			K				6-3		3	1	0	0	1	1	1			
<b>Ed Goodson, L</b> (1, 3) OBP: 0.328, SLG: 0.402		F8		FC6				K		4	0	1	0	0	1	1			
<b>Tito Fuentes, S</b> (1, 4) OBP: 0.297, SLG: 0.381		P4						6-3		3	1	1	0	1	0	0			
<b>Dave Rader, L</b> (1, 2) OBP: 0.316, SLG: 0.357		K			BB 1B BB			K		3	0	0	0	1	2	2			
<b>Ken Henderson, S</b> (1, 7) OBP: 0.259, SLG: 0.306				K				F2		3	0	1	1	0	1	0			
<b>Chris Arnold, R</b> (1, 5) OBP: 0.288, SLG: 0.318				F9				F9		3	0	0	0	0	0	2			
<b>Frank Reberger, L</b> (1, 1) OBP: 0.100, SLG: 0.100				K				K		3	0	0	0	0	3	2			
<b>Inning Stats</b>	R: 0 E: 0 K: 1 S: 5	H: 0 LOB: 0 BB: 0 P: 5	R: 0 E: 0 K: 1 S: 5	H: 0 LOB: 0 BB: 0 P: 5	R: 0 E: 0 K: 2 S: 7	H: 0 LOB: 0 BB: 0 P: 7	R: 0 E: 0 K: 1 S: 5	H: 0 LOB: 1 BB: 1 P: 9	R: 1 E: 0 K: 1 S: 7	H: 2 LOB: 3 BB: 2 P: 15	R: 0 E: 0 K: 1 S: 5	H: 0 LOB: 0 BB: 0 P: 5	R: 0 E: 0 K: 1 S: 5	H: 0 LOB: 0 BB: 0 P: 5	R: 1 E: 0 K: 0 S: 1	H: 1 LOB: 2 BB: 2 P: 9	1B: 2 2B: 0 3B: 1 HR: 0	SF: 0 SAC: 0 DP: 0 HBP: 0	WP: 1 PA: 33 PB: 0 SB: 0 CS: 0
<b>PITCHER</b> <b>Jon Matlack, L</b> (1, 1) ERA: 2.24	IP: 8.0 WLS: L BF: 29 H: 2 R: 1 ER: 1 SO: 9 BB: 3 IBB: 0 HBP: 0 BLK: 0 WP: 0 HR: 0 S: 44 P: 56 ERA: 1.12 WHIP: 0.625																		
<b>Danny Frisella, R</b> (9, 1) ERA: 2.15	IP: 0.0 WLS: L BF: 4 H: 1 R: 1 ER: 1 SO: 0 BB: 1 IBB: 1 HBP: 0 BLK: 0 WP: 1 HR: 0 S: 1 P: 9 ERA: * WHIP: *																		

**New York Mets @ San Francisco Giants**  
Candlestick Park, San Francisco, CA

AB 28  
R 2  
H 3  
RBI 1  
BB 5  
SO 9  
LOB 11



Sat Jul 22 1972, 6:33 AM EDT  
Att: 18,703 - Unknown




Batter	1	2	3	4	5	6	7	8	9	AB	R	H	RBI	BB	SO	LOB	TOP					
<b>Bud Harrelson, S</b> OBP: 0.309, SLG: 0.258										3	1	1	0	1	1	2	<b>New York Mets @ San Francisco Giants</b> Candlestick Park, San Francisco, CA Sun Jul 23 1972, 6:33 AM EDT Att: 26,257 - Unknown					
<b>Willie Mays, R</b> OBP: 0.305, SLG: 0.349										3	0	0	0	1	1	2						
<b>Jim Fregosi, R</b> OBP: 0.301, SLG: 0.369										3	0	0	1	0	1	1						
<b>Cleon Jones, R</b> OBP: 0.320, SLG: 0.337										4	0	2	1	0	1	2						
<b>Bill Sudakis, S</b> OBP: 0.185, SLG: 0.083										4	0	0	0	0	0	2						
<b>Dave Schneck, L</b> OBP: 0.368, SLG: 0.543										4	0	1	0	0	1	0						
<b>Ted Martinez, R</b> OBP: 0.264, SLG: 0.296										3	0	0	0	0	0	2						
<b>Duffy Dyer, R</b> OBP: 0.306, SLG: 0.414										3	1	0	0	1	0	2						
<b>Tom Seaver, R</b> OBP: 0.232, SLG: 0.314										3	0	0	0	0	0	3						
<b>Jerry Grote, R</b> OBP: 0.303, SLG: 0.304										1	0	0	0	0	0	0						
<b>Inning Stats</b>	R: 1 E: 0 K: 1 S: 6	H: 1 LOB: 1 BB: 1 P: 10	R: 0 E: 2 K: 0 S: 5	H: 0 LOB: 2 BB: 0 P: 5	R: 0 E: 0 K: 2 S: 7	H: 0 LOB: 0 BB: 0 P: 7	R: 0 E: 0 K: 0 S: 3	H: 0 LOB: 0 BB: 0 P: 3	R: 1 E: 1 K: 0 S: 4	H: 0 LOB: 2 BB: 2 P: 12	R: 0 E: 0 K: 1 S: 5	H: 0 LOB: 0 BB: 0 P: 5	R: 0 E: 0 K: 0 S: 4	H: 1 LOB: 1 BB: 0 P: 4	R: 0 E: 0 K: 0 S: 5	H: 2 LOB: 2 BB: 0 P: 5	R: 0 E: 0 K: 1 S: 5	H: 0 LOB: 0 BB: 0 P: 5	1B: 3 2B: 1 3B: 0 HR: 0	SF: 1 SAC: 2 DP: 0 HBP: 0	WP: 0 PB: 0 SB: 1 CS: 0	PA: 37
<b>PITCHER</b> <b>Ron Bryant, L</b> ERA: 2.48	IP: 9.0 WLS: W BF: 37 H: 4 R: 2 ER: 1 SO: 5 BB: 2 IBB: 1 HBP: 0 BLK: 0 WP: 0 HR: 0 S: 44 P: 56 ERA: 1.00 WHIP: 0.667															<b>PITCHER</b>						

AB	31
R	2
H	4
RBI	2
BB	3
SO	5
LOB	16



Batter	1	2	3	4	5	6	7	8	9	AB	R	H	RBI	BB	SO	LOB	BOTTOM					
<b>Bobby Bonds, R</b> OBP: 0.331, SLG: 0.476										3	1	1	3	1	1	0	<b>New York Mets @ San Francisco Giants</b> Candlestick Park, San Francisco, CA Sun Jul 23 1972, 6:33 AM EDT Att: 26,257 - Unknown					
<b>Garry Maddox, R</b> OBP: 0.304, SLG: 0.462										4	1	1	0	0	2	1						
<b>Chris Speier, R</b> OBP: 0.347, SLG: 0.422										4	0	1	1	0	0	0						
<b>Ed Goodson, L</b> OBP: 0.325, SLG: 0.397										4	0	1	0	0	2	1						
<b>Dave Rader, L</b> OBP: 0.313, SLG: 0.353										3	0	0	0	0	0	1						
<b>Tito Fuentes, S</b> OBP: 0.294, SLG: 0.378										3	0	0	0	0	0	1						
<b>Ken Henderson, S</b> OBP: 0.264, SLG: 0.321										2	1	1	1	1	0	1						
<b>Chris Arnold, R</b> OBP: 0.289, SLG: 0.319										3	1	1	0	0	1	1						
<b>Ron Bryant, S</b> OBP: 0.184, SLG: 0.170										3	1	1	0	0	0	0						
<b>Inning Stats</b>	R: 0 E: 1 K: 1 S: 4	H: 0 LOB: 0 BB: 1 P: 8	R: 0 E: 0 K: 0 S: 4	H: 1 LOB: 1 BB: 0 P: 4	R: 0 E: 0 K: 2 S: 7	H: 0 LOB: 0 BB: 0 P: 7	R: 0 E: 0 K: 1 S: 5	H: 0 LOB: 0 BB: 0 P: 5	R: 4 E: 0 K: 1 S: 9	H: 4 LOB: 0 BB: 0 P: 9	R: 0 E: 0 K: 1 S: 5	H: 0 LOB: 0 BB: 0 P: 5	R: 0 E: 0 K: 0 S: 2	H: 0 LOB: 1 BB: 1 P: 6	R: 1 E: 0 K: 0 S: 5	H: 2 LOB: 1 BB: 0 P: 5	R: 0 E: 0 K: 0 S: 5	H: 0 LOB: 0 BB: 0 P: 5	1B: 5 2B: 0 3B: 0 HR: 2	SF: 0 SAC: 0 DP: 0 HBP: 0	WP: 0 PB: 0 SB: 1 CS: 1	PA: 31
<b>PITCHER</b> <b>Tom Seaver, R</b> ERA: 3.16	IP: 8.0 WLS: L BF: 31 H: 7 R: 5 ER: 5 SO: 6 BB: 2 IBB: 0 HBP: 0 BLK: 0 WP: 0 HR: 2 S: 41 P: 49 ERA: 5.62 WHIP: 1.125															<b>PITCHER</b>						

AB	29
R	5
H	7
RBI	5
BB	2
SO	6
LOB	6





Batter	1	2	3	4	5	6	7	8	9	10	AB	R	H	RBI	BB	SO	LOB	TOP							
<b>Bud Harelson, S</b> OBP: 0.307, SLG: 0.256 <b>Ted Martinez, R</b> OBP: 0.264, SLG: 0.295 (5, 6)											2	0	0	0	2	1	4	0	1	0	0	0	2		
<b>Jim Fregosi, R</b> OBP: 0.302, SLG: 0.367 (1, 5)											4	0	1	0	1	0	1	5	0	3	0	0	0	2	
<b>Dave Marshall, L</b> OBP: 0.329, SLG: 0.378 (1, 9)											5	0	3	0	0	0	2	5	0	3	0	0	0	2	
<b>Dave Schneck, L</b> OBP: 0.326, SLG: 0.475 (1, 8)										5	0	0	0	0	0	2	4	5	0	0	0	0	0	2	4
<b>Cleon Jones, R</b> OBP: 0.322, SLG: 0.343 (1, 7)											5	1	2	0	0	0	1	4	0	3	0	1	1	2	
<b>Ed Kranenpool, L</b> OBP: 0.299, SLG: 0.327 (1, 3)											4	0	3	0	1	1	2	2	0	0	1	2	0	3	
<b>Wayne Garrett, L</b> OBP: 0.386, SLG: 0.294 (1, 4)											2	0	0	1	2	0	3	5	0	0	0	0	0	6	
<b>Jerry Grote, R</b> OBP: 0.296, SLG: 0.295 (1, 2)												5	0	0	0	0	0	6	5	0	0	0	0	0	6
<b>Jon Matlack, L</b> OBP: 0.250, SLG: 0.174 (1, 1)												5	0	1	0	0	2	1	5	0	1	0	0	2	1
<b>Inning Stats</b>	R: 0 E: 0 K: 1 S: 5	H: 0 LOB: 0 BB: 0 P: 5	R: 0 E: 0 K: 1 S: 6	H: 1 LOB: 1 BB: 0 P: 6	R: 0 E: 1 K: 1 S: 6	H: 1 LOB: 2 BB: 1 P: 10	R: 0 E: 0 K: 0 S: 4	H: 1 LOB: 2 BB: 1 P: 8	R: 0 E: 0 K: 1 S: 6	H: 1 LOB: 2 BB: 0 P: 10	R: 0 E: 1 K: 1 S: 7	H: 2 LOB: 3 BB: 1 P: 11	R: 0 E: 0 K: 1 S: 7	H: 2 LOB: 2 BB: 0 P: 7	R: 1 E: 1 K: 0 S: 6	H: 2 LOB: 2 BB: 0 P: 6	1B: 10 2B: 1 3B: 0 HR: 0	SF: 1 SAC: 0 DP: 0 HBP: 0	WP: 1 PB: 0 SB: 2 CS: 0	PA: 46					
<b>PITCHER</b> <b>Nelson Briles, R</b> ERA: 3.03 (1, 1)	IP: 10.0 WLS: L BF: 46 H: 11 R: 1 ER: 1 SO: 7 BB: 3 IBB: 1 HBP: 0 BLK: 0 WP: 1 HR: 0 S: 56 P: 72 ERA: 0.90 WHIP: 1.400											<b>PITCHER</b>	IP: 10.0 WLS: L BF: 46 H: 11 R: 1 ER: 1 SO: 7 BB: 3 IBB: 1 HBP: 0 BLK: 0 WP: 1 HR: 0 S: 56 P: 72 ERA: 0.90 WHIP: 1.400												

New York Mets @ Pittsburgh Pirates  
Three Rivers Stadium, Pittsburgh, PA  
Thu Jul 27 1972, 7:05 PM EDT  
Unknown

AB 41  
R 1  
H 11  
RBI 1  
BB 4  
SO 7  
LOB 23



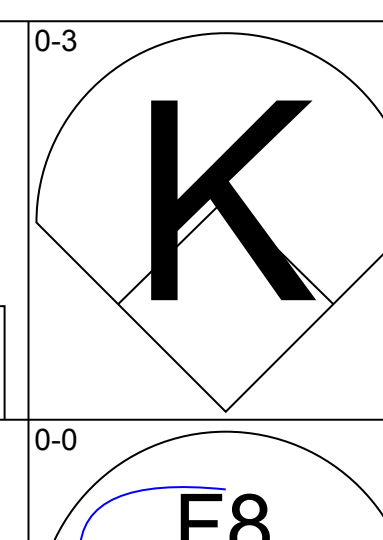
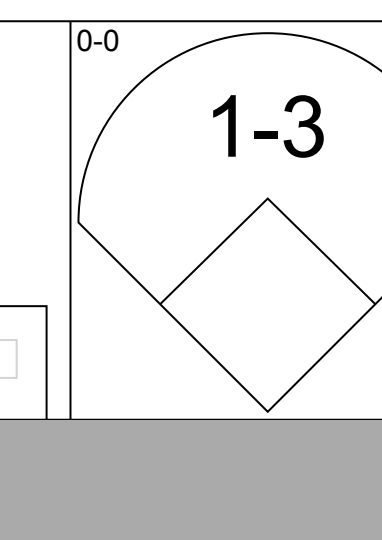
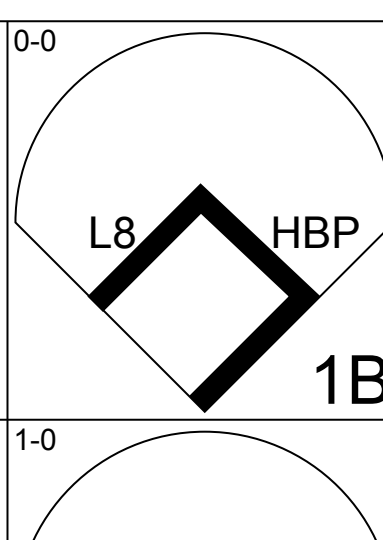
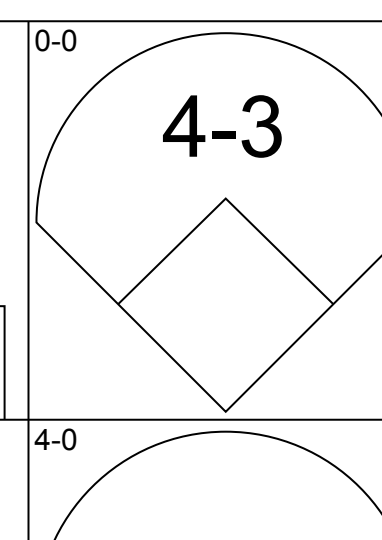
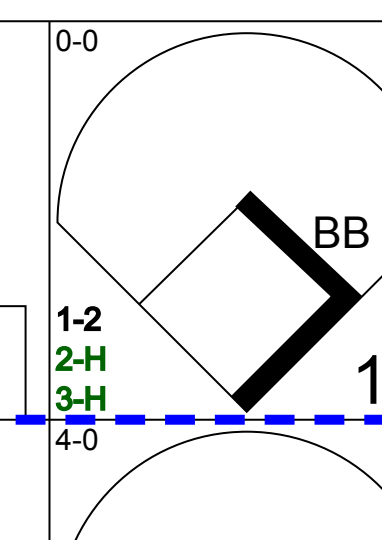
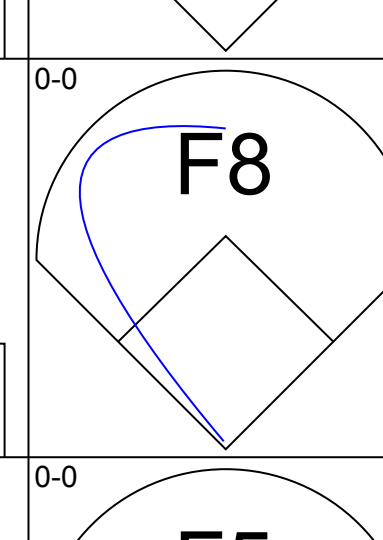
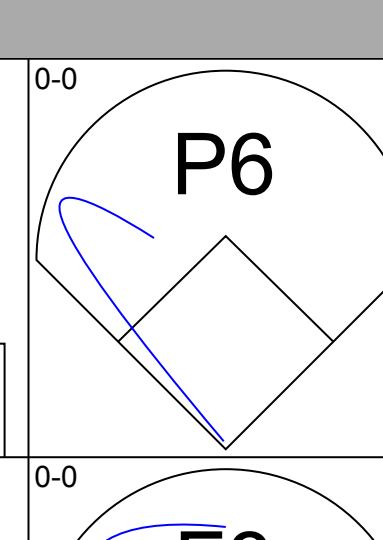
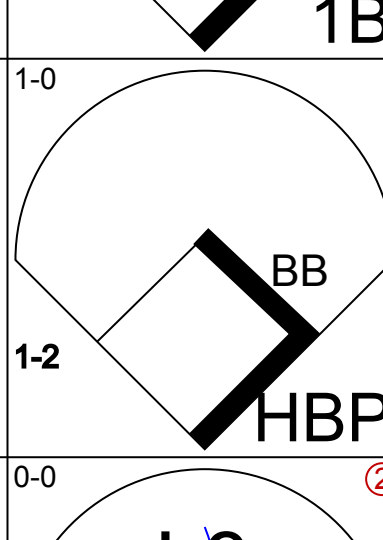
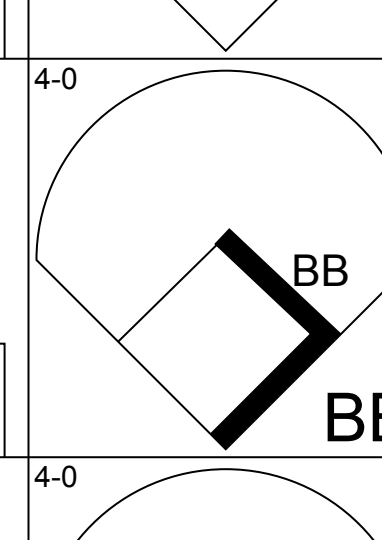
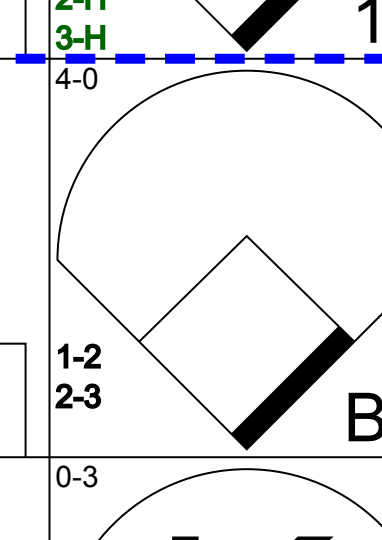
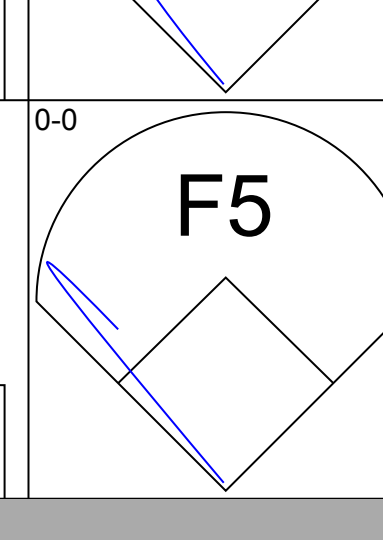
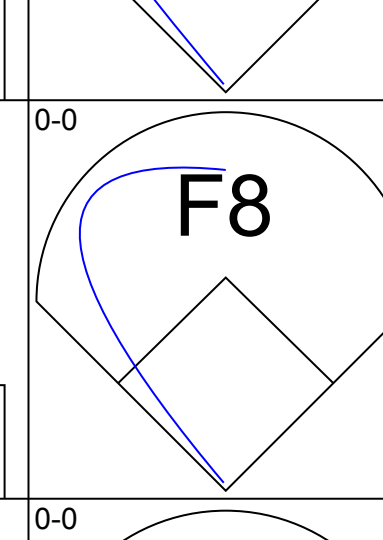
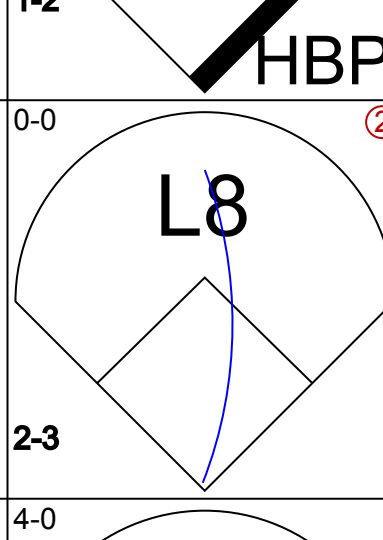
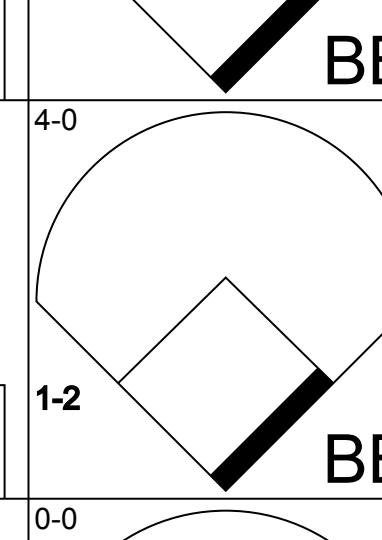
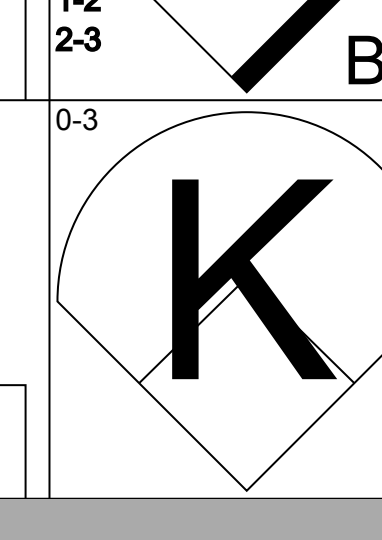
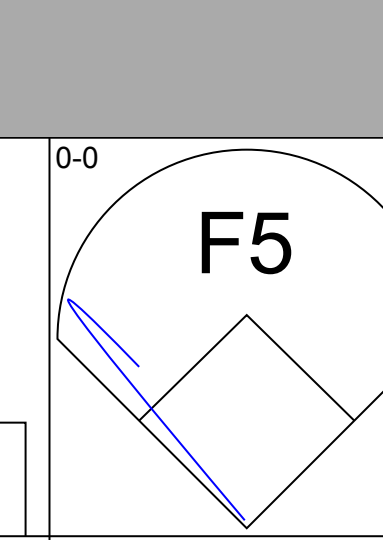
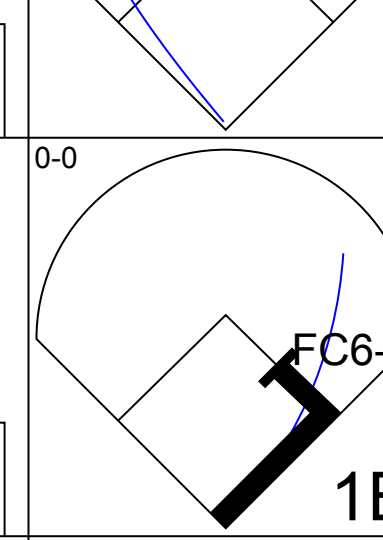
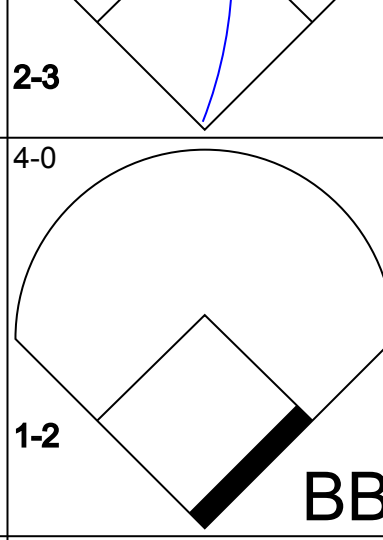
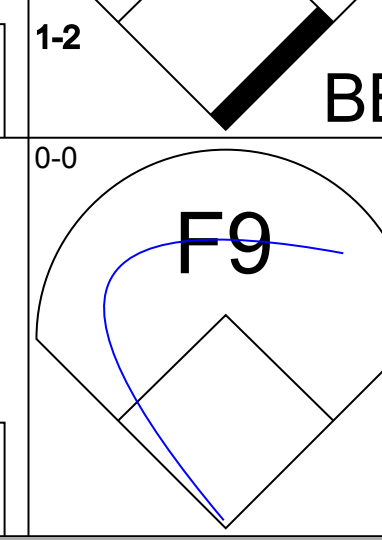
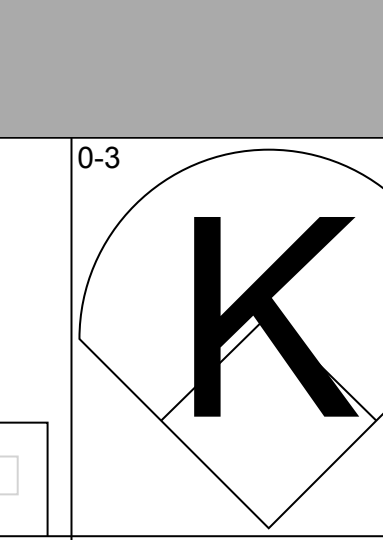
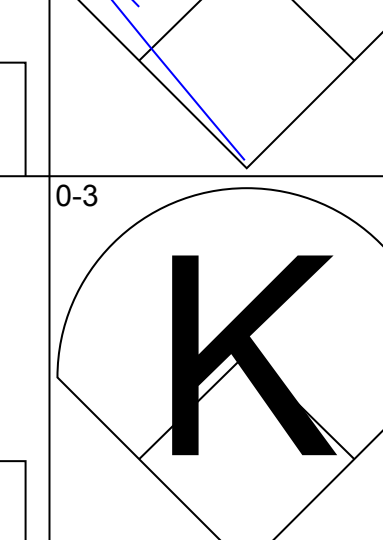
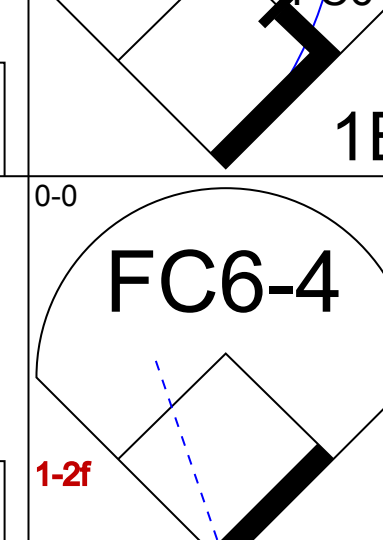
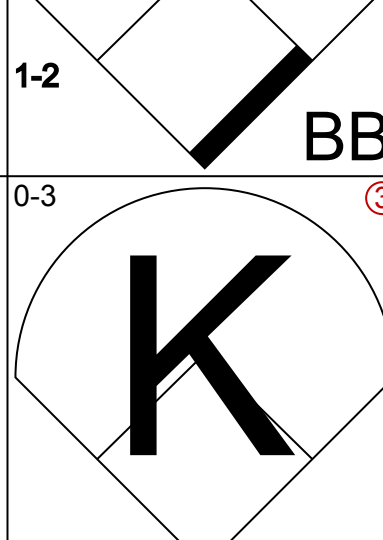
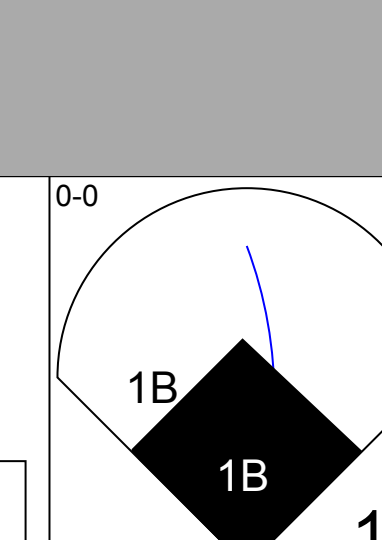
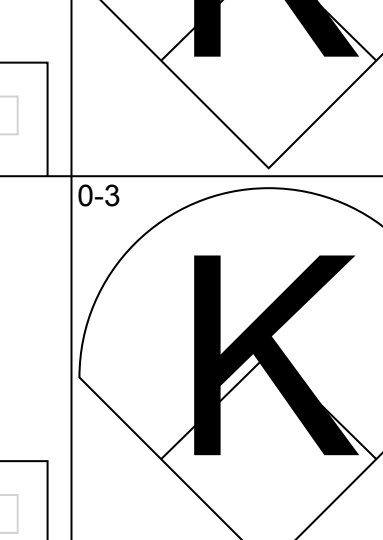
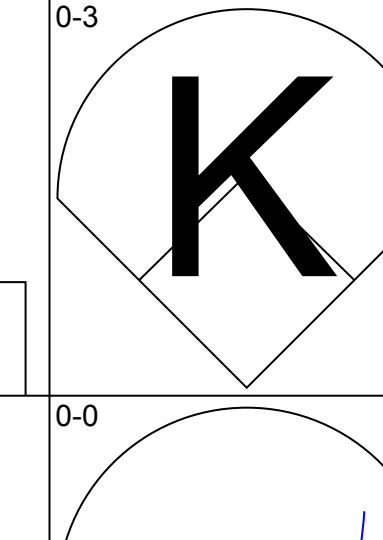
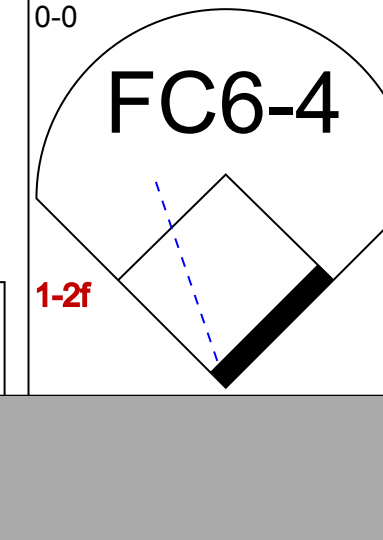
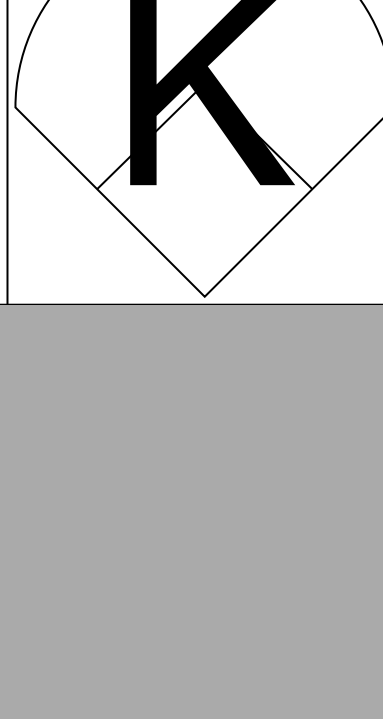
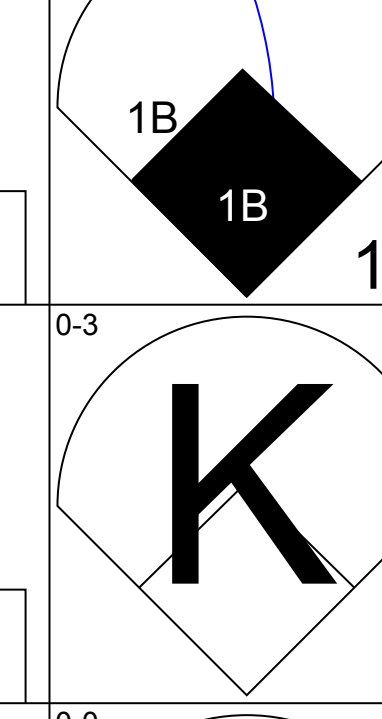
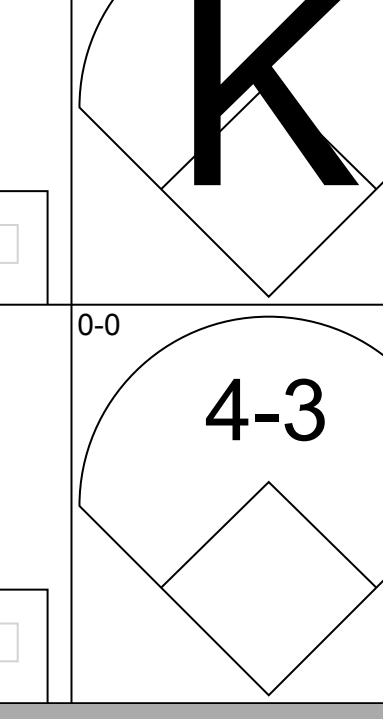
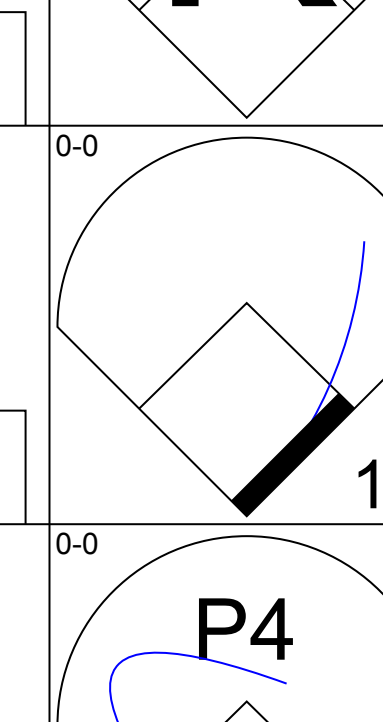
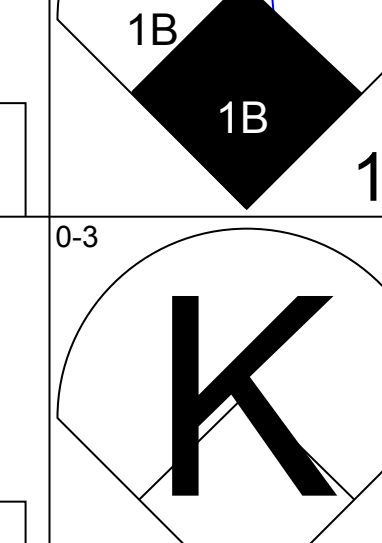

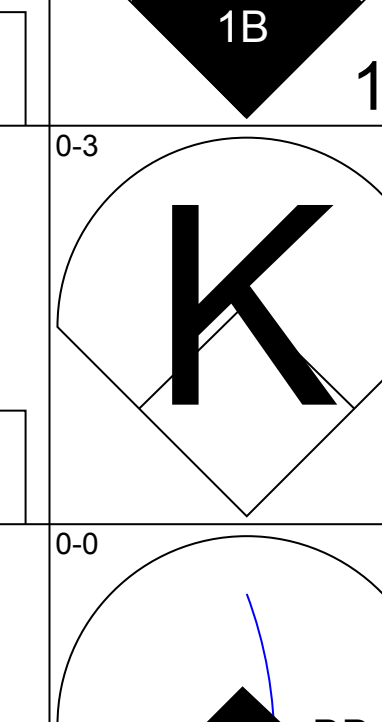
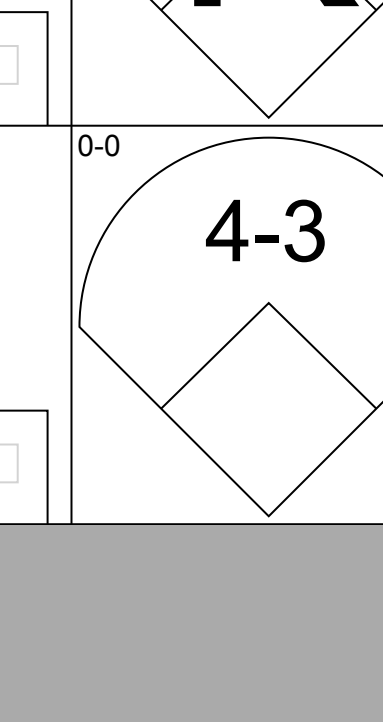
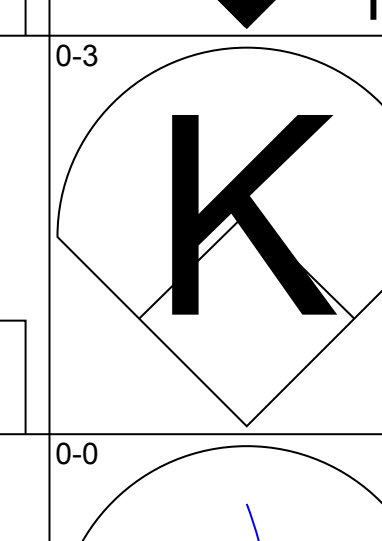
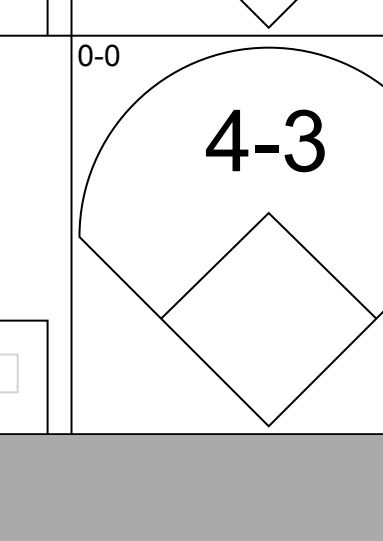

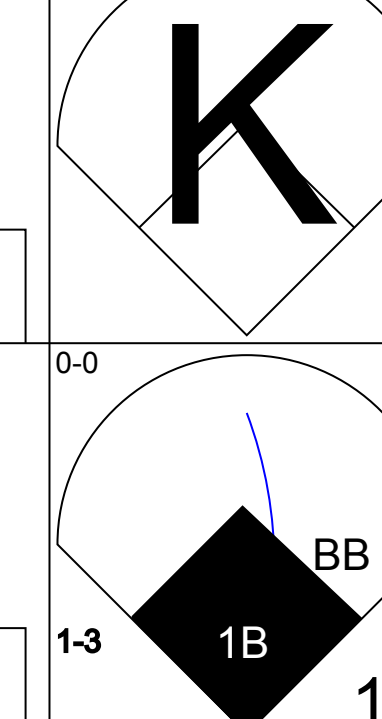
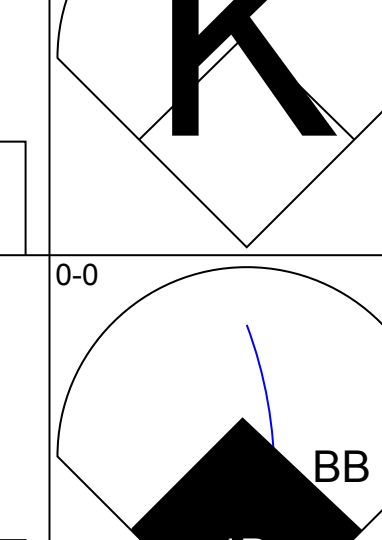
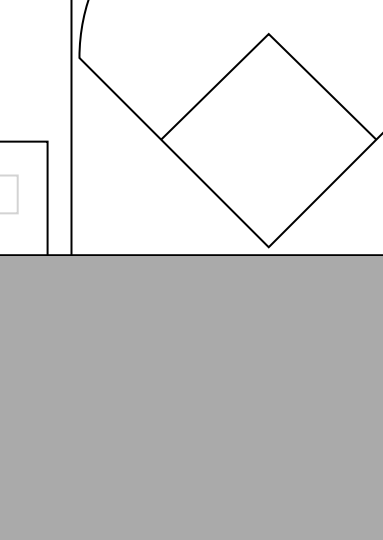
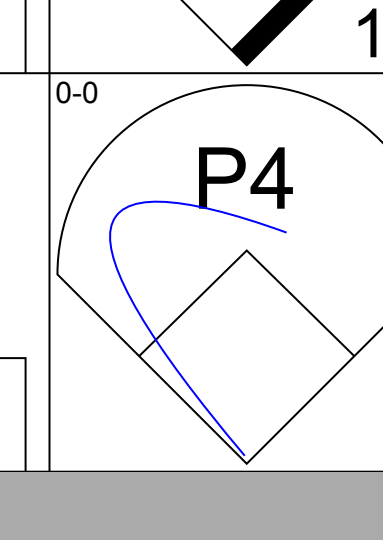

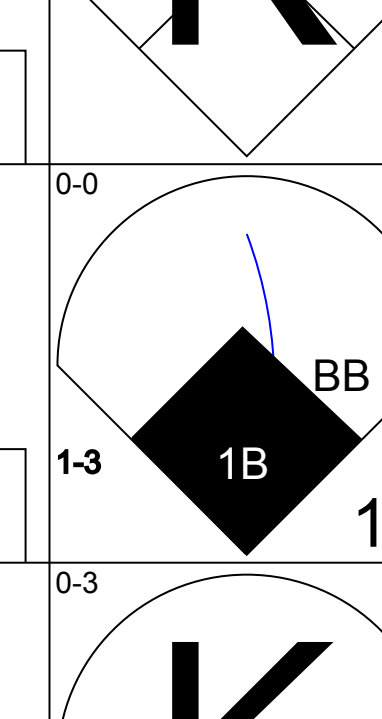
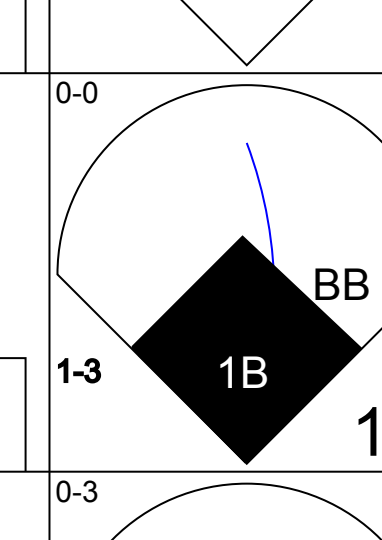

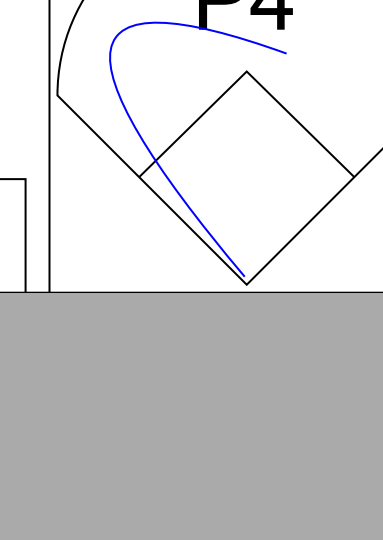

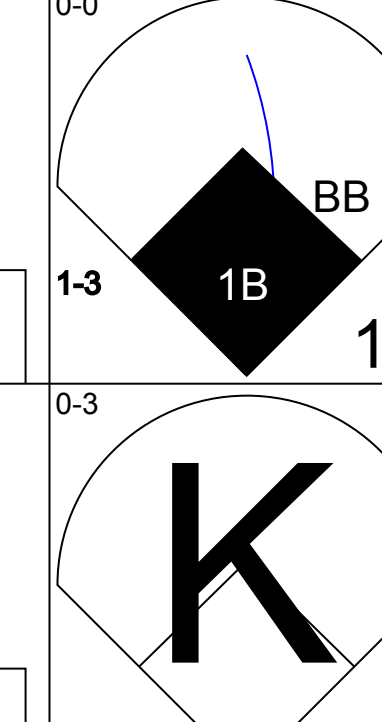
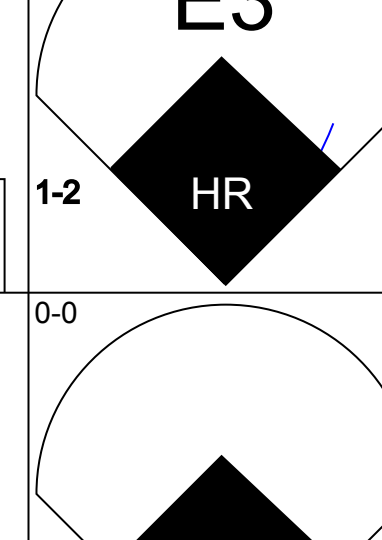
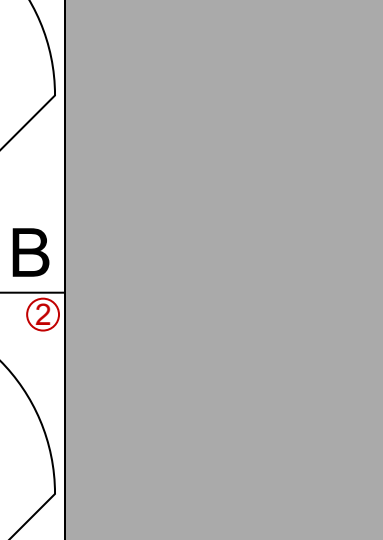
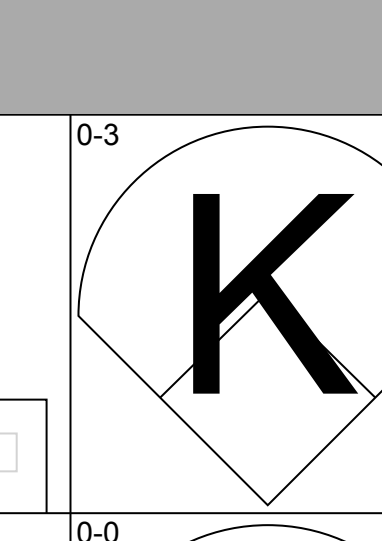
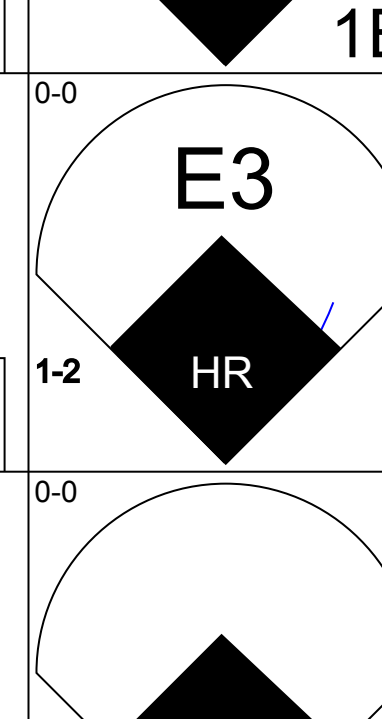
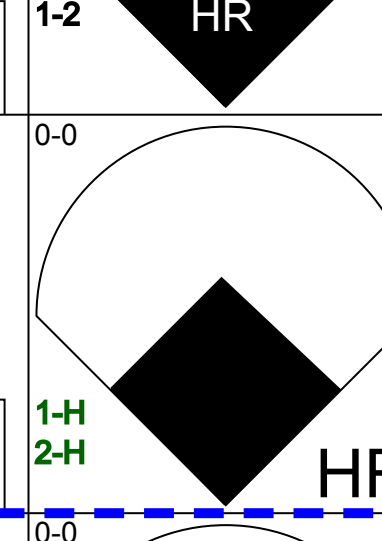
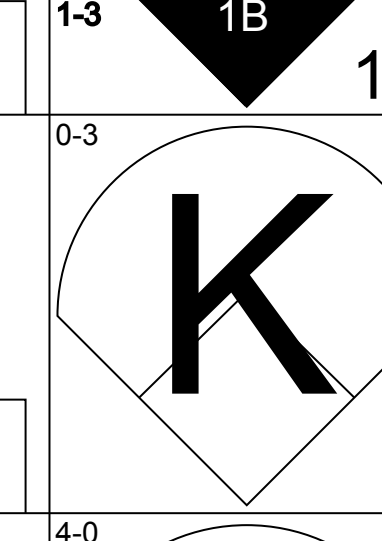
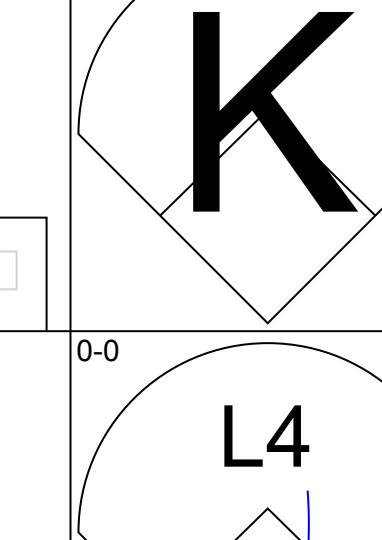
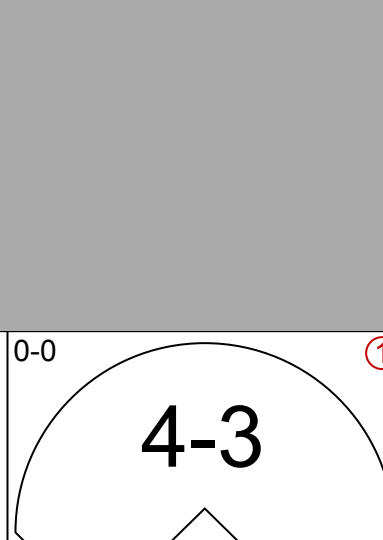
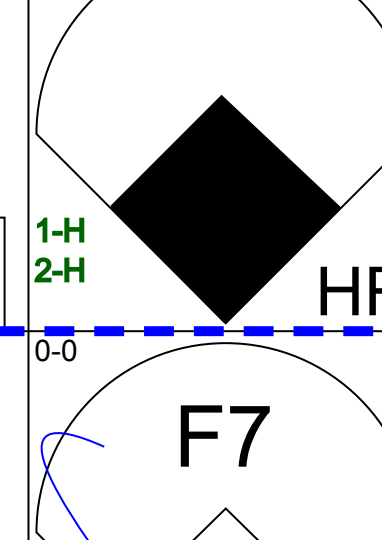
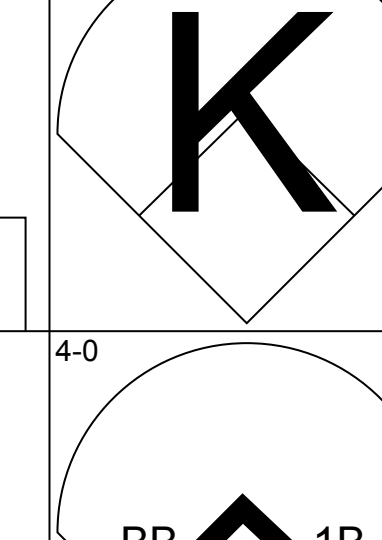

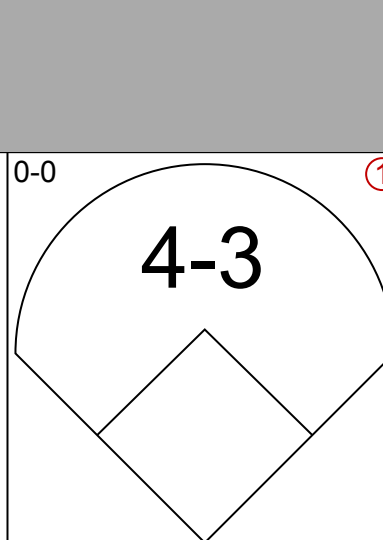
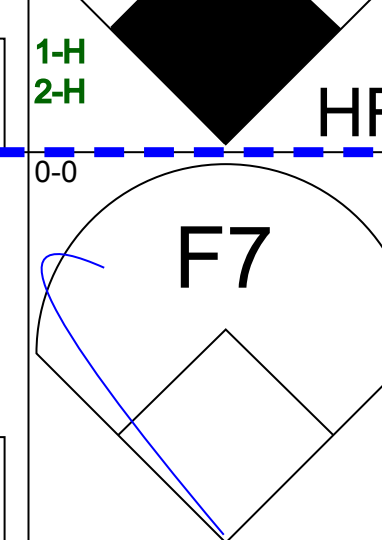
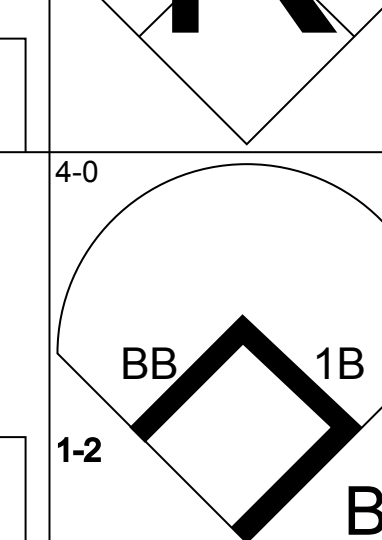
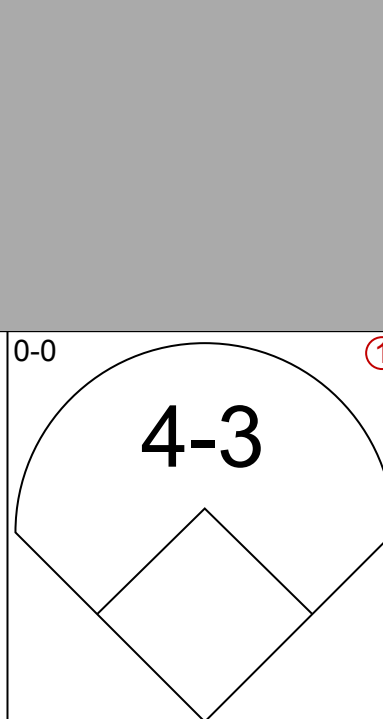
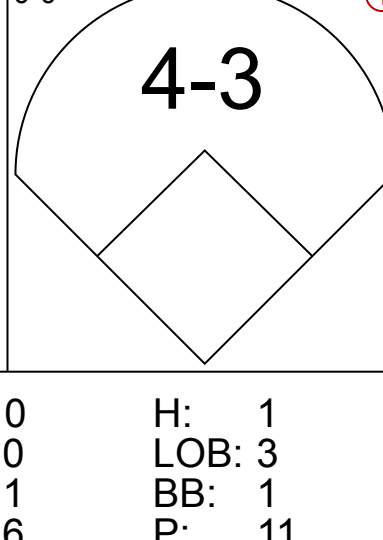
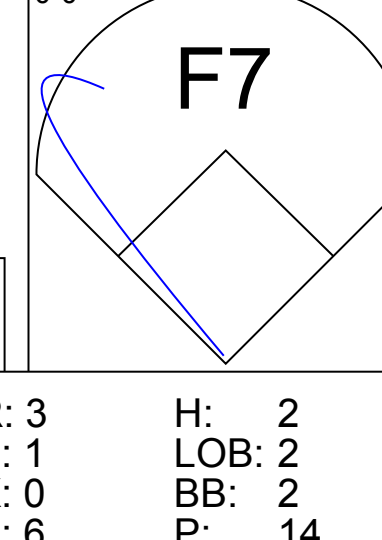
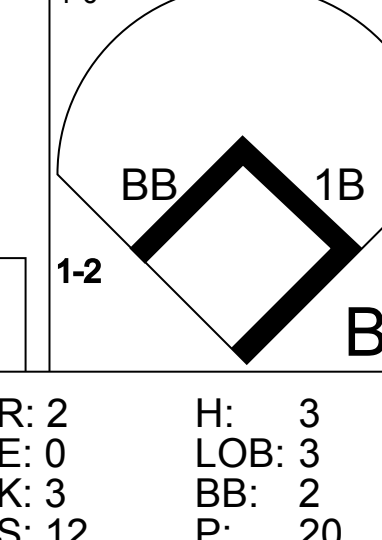
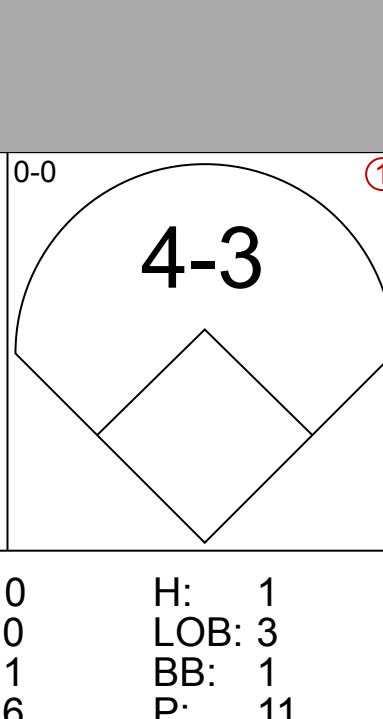
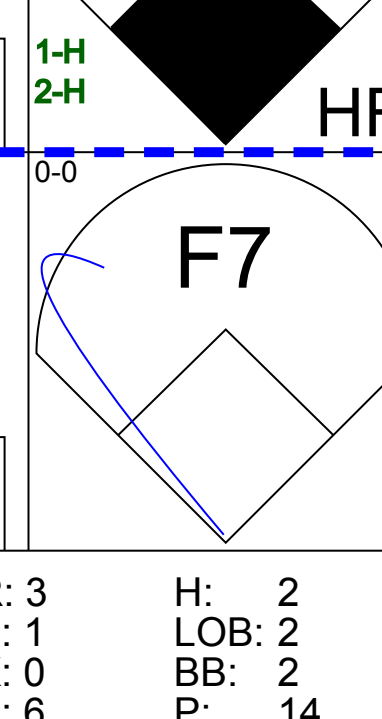
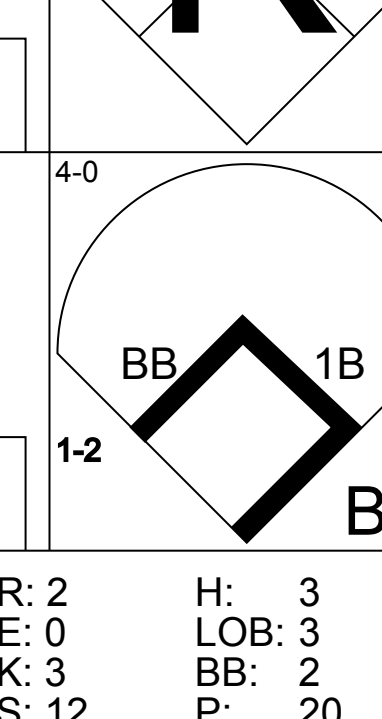
Batter	1	2	3	4	5	6	7	8	9	10	AB	R	H	RBI	BB	SO	LOB	BOTTOM						
<b>Gene Clines, R</b> OBP: 0.372, SLG: 0.428 (1, 9)											5	0	1	0	0	0	1	5	0	1	0	0	0	1
<b>Rennie Stennett, R</b> OBP: 0.311, SLG: 0.403 (1, 7)											5	0	1	0	0	0	3	5	0	1	0	0	0	3
<b>Al Oliver, L</b> OBP: 0.355, SLG: 0.450 (1, 8)											4	0	0	0	0	0	1	4	0	0	0	0	0	1
<b>Wille Stargell, L</b> OBP: 0.377, SLG: 0.559 <b>Vic Davalillo, L</b> OBP: 0.382, SLG: 0.452 (9, PR) (10, 3)										4	0	1	0	0	0	1	1	0	0	0	0	0	0	0
<b>Manny Sanguillen, R</b> OBP: 0.346, SLG: 0.446 (1, 2)										3	0	1	0	1	0	2	3	3	0	1	0	1	0	2
<b>Bob Robertson, R</b> OBP: 0.275, SLG: 0.299 (1, 5)											3	0	0	0	1	1	3	3	0	0	0	1	1	3
<b>Bill Mazerowski, R</b> OBP: 0.341, SLG: 0.400 (1, 4)										4	0	0	0	0	0	5	4	0	0	0	0	0	0	5
<b>Gene Alley, R</b> OBP: 0.357, SLG: 0.364 (1, 6)										3	0	0	0	1	1	3	3	0	0	0	1	1	3	
<b>Nelson Briles, R</b> OBP: 0.132, SLG: 0.162 <b>Dave Cash, R</b> OBP: 0.304, SLG: 0.374 (10, PH)										3	0	0	0	0	0	1	1	1	0	0	0	0	0	1
<b>Inning Stats</b>	R: 0 E: 0 K: 0 S: 3	H: 0 LOB: 0 BB: 0 P: 3	R: 0 E: 0 K: 0 S: 4	H: 1 LOB: 1 BB: 0 P: 4	R: 0 E: 0 K: 1 S: 5	H: 0 LOB: 0 BB: 0 P: 5	R: 0 E: 0 K: 0 S: 3	H: 0 LOB: 1 BB: 1 P: 7	R: 0 E: 1 K: 1 S: 6	H: 0 LOB: 3 BB: 2 P: 14	R: 0 E: 0 K: 0 S: 4	H: 1 LOB: 1 BB: 0 P: 4	R: 0 E: 1 K: 0 S: 3	H: 0 LOB: 1 BB: 0 P: 3	R: 0 E: 1 K: 0 S: 5	H: 1 LOB: 2 BB: 0 P: 5	1B: 3 2B: 1 3B: 0 HR: 0	SF: 0 SAC: 0 DP: 1 HBP: 0	WP: 0 PB: 0 SB: 1 CS: 0	PA: 38				
<b>PITCHER</b> <b>Jon Matlack, L</b> ERA: 2.08 (1, 1)	IP: 10.0 WLS: W BF: 39 H: 4 R: 0 ER: 0 SO: 3 BB: 2 IBB: 1 HBP: 0 BLK: 0 WP: 0 HR: 0 S: 41 P: 53 ERA: 0.00 WHIP: 0.600											<b>PITCHER</b>	IP: 10.0 WLS: W BF: 39 H: 4 R: 0 ER: 0 SO: 3 BB: 2 IBB: 1 HBP: 0 BLK: 0 WP: 0 HR: 0 S: 41 P: 53 ERA: 0.00 WHIP: 0.600											

New York Mets @ Pittsburgh Pirates  
Three Rivers Stadium, Pittsburgh, PA  
Thu Jul 27 1972, 7:05 PM EDT  
Unknown

AB 35  
R 0  
H 4  
RBI 0  
BB 3  
SO 3  
LOB 21

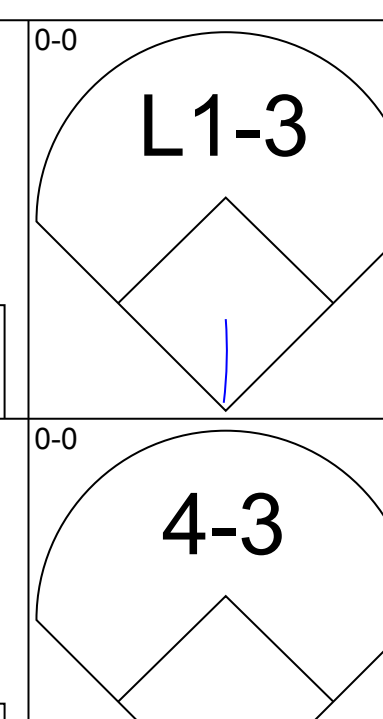
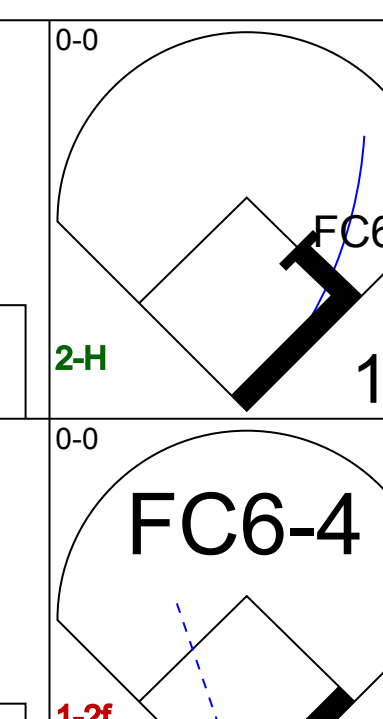
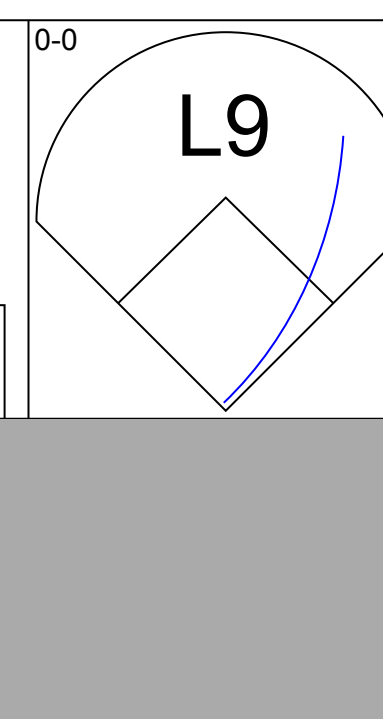
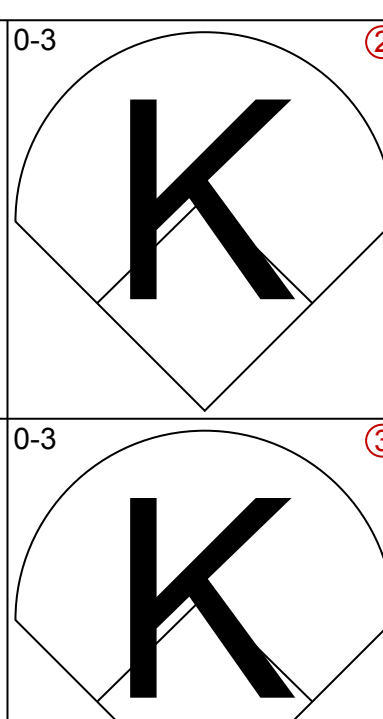
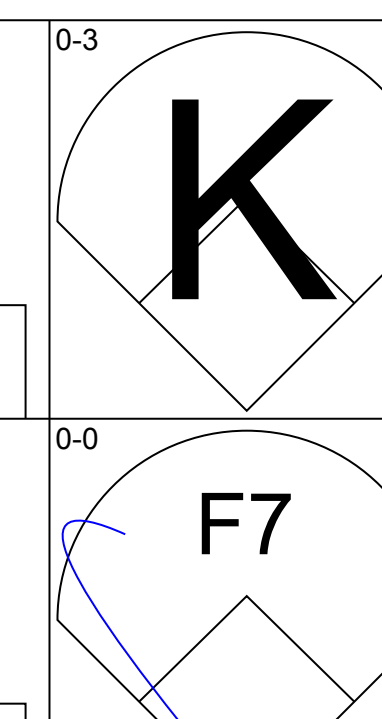
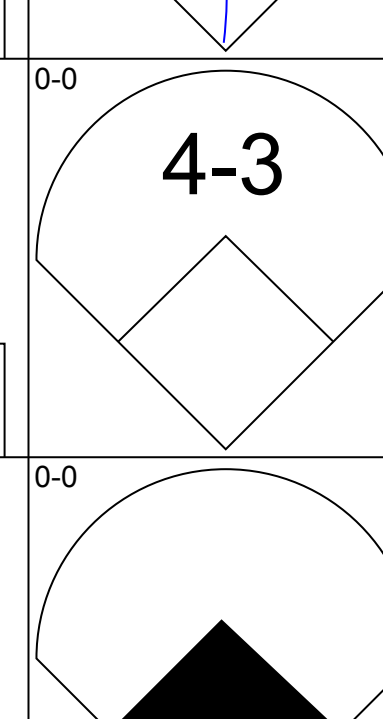
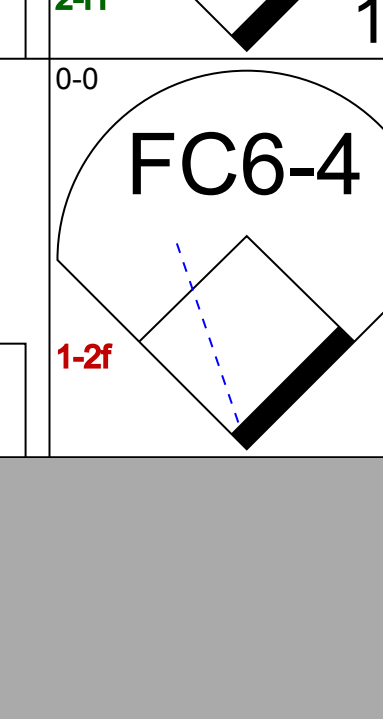
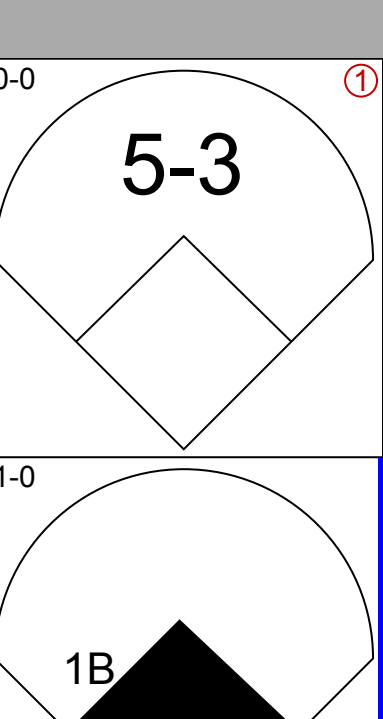

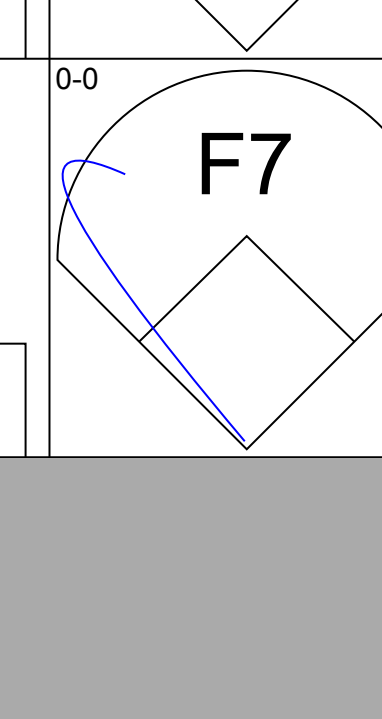
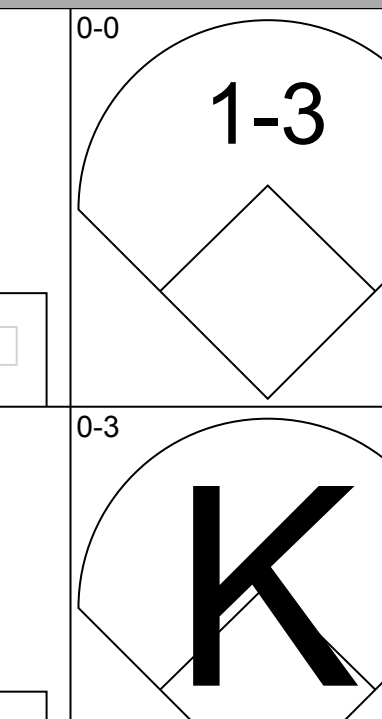
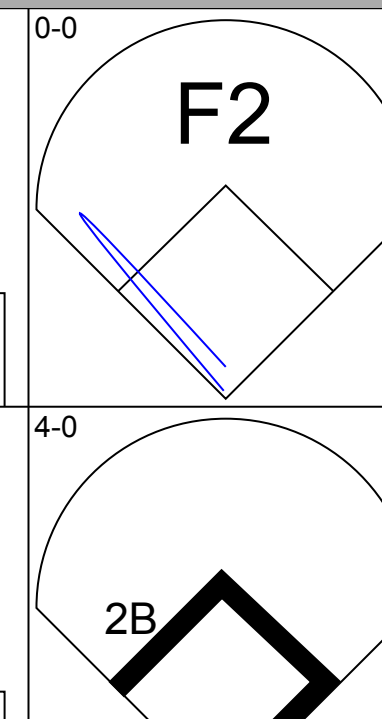
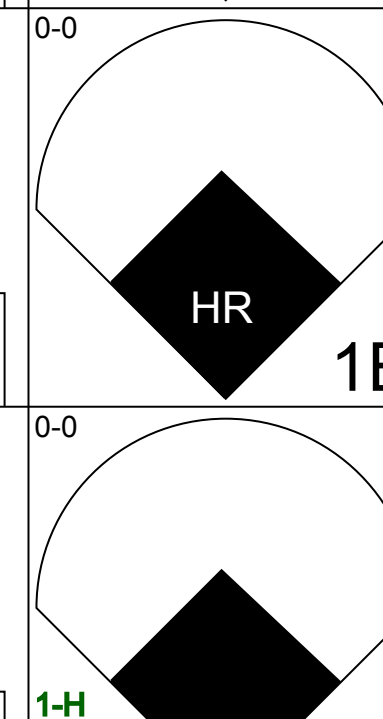
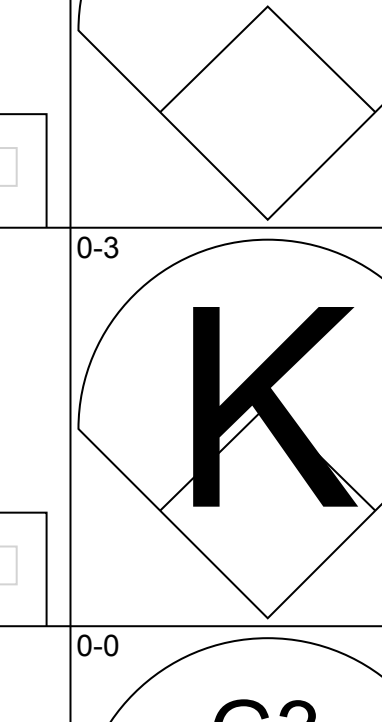
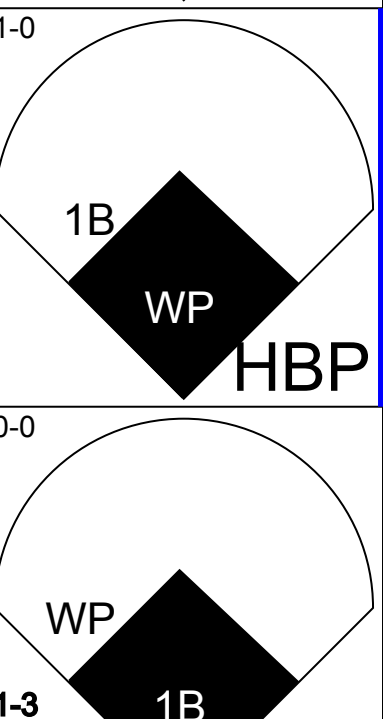
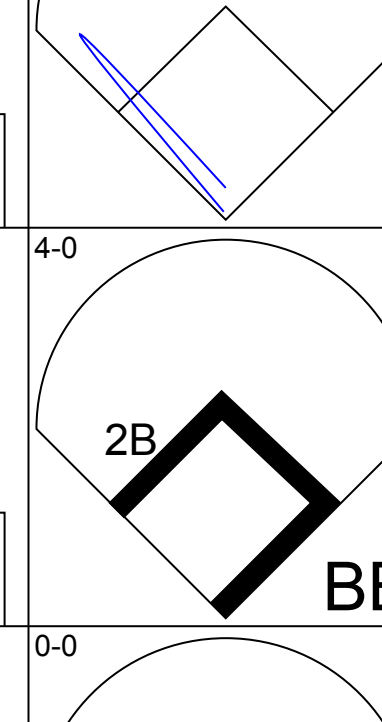
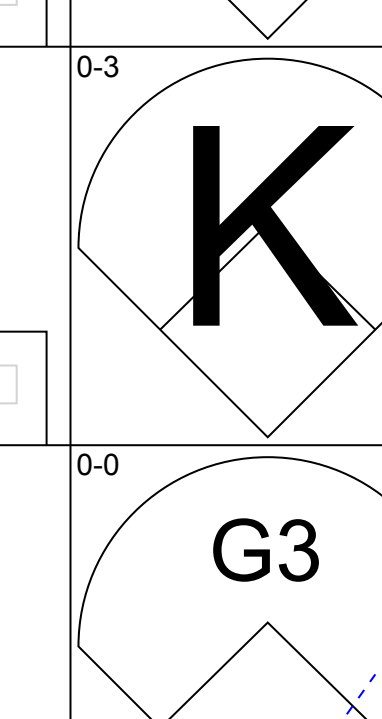
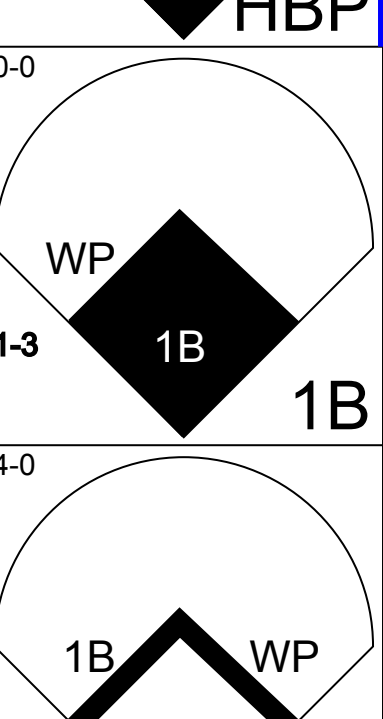
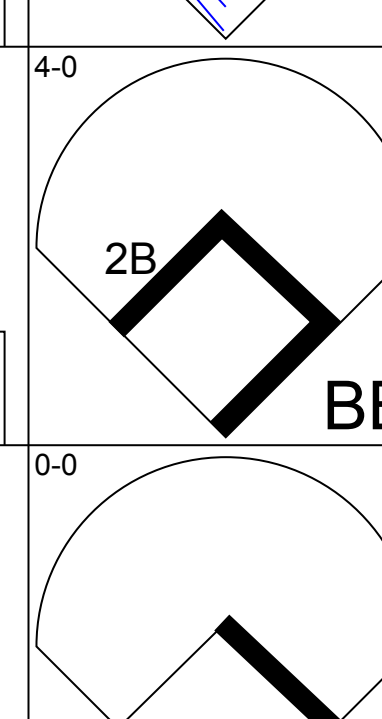
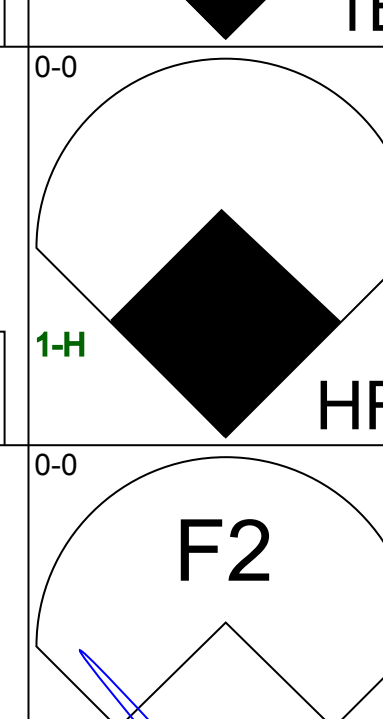
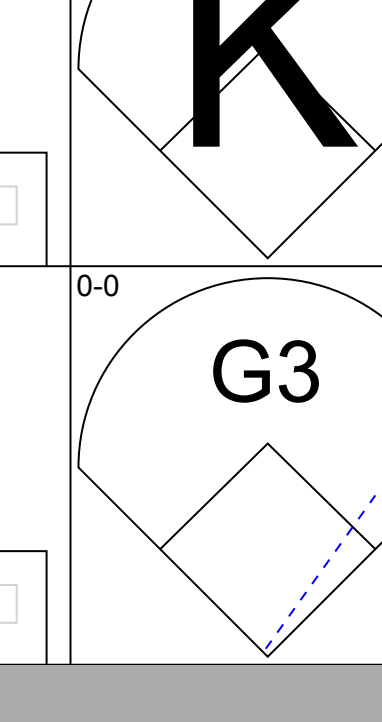
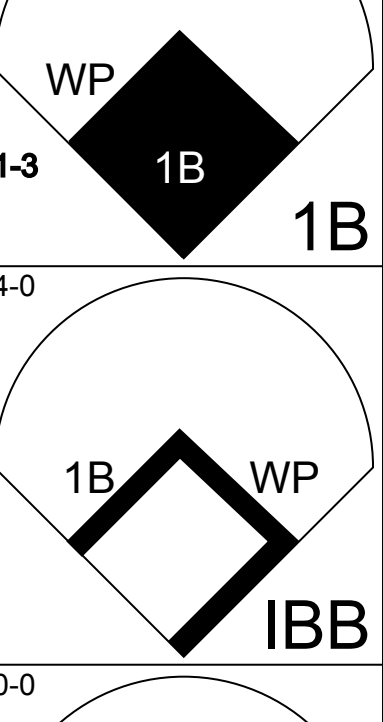
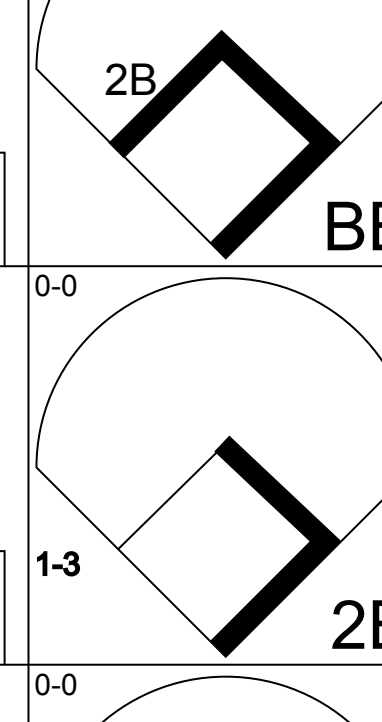
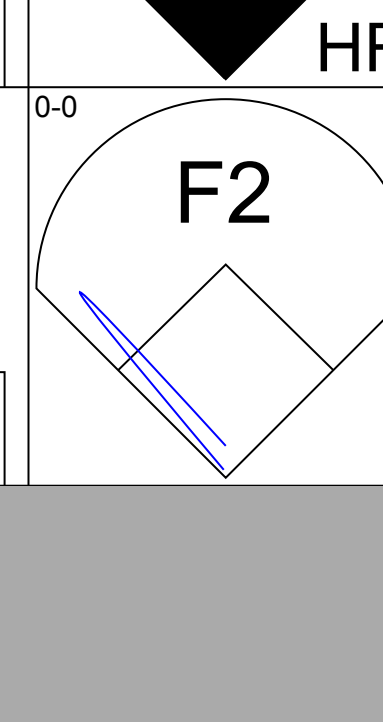
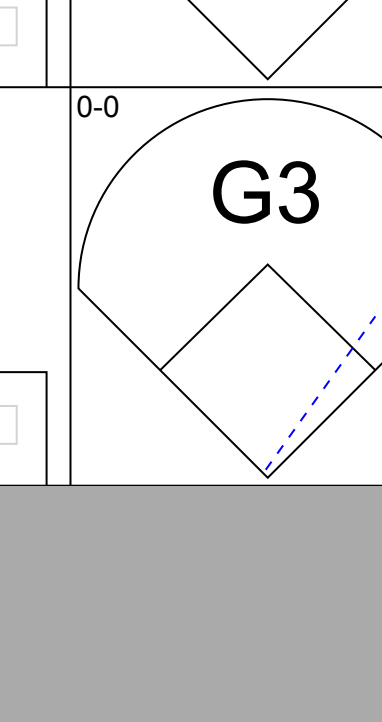
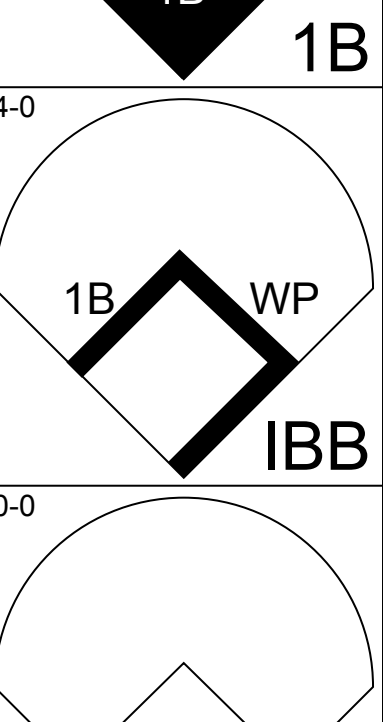
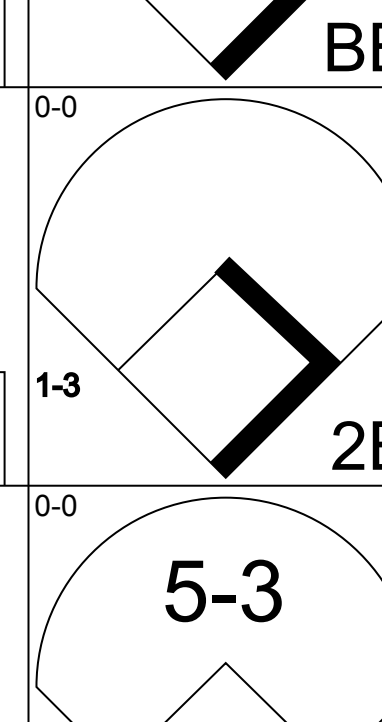
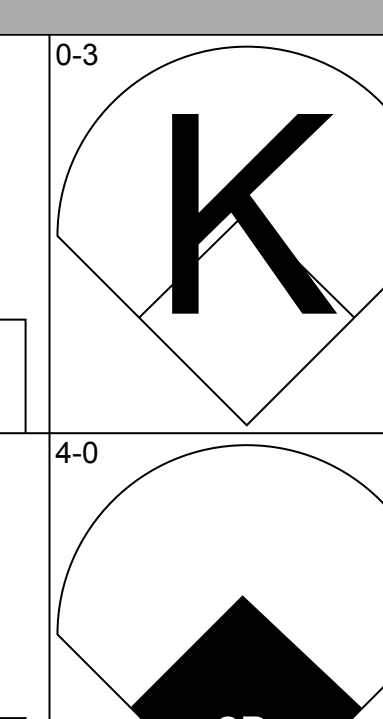
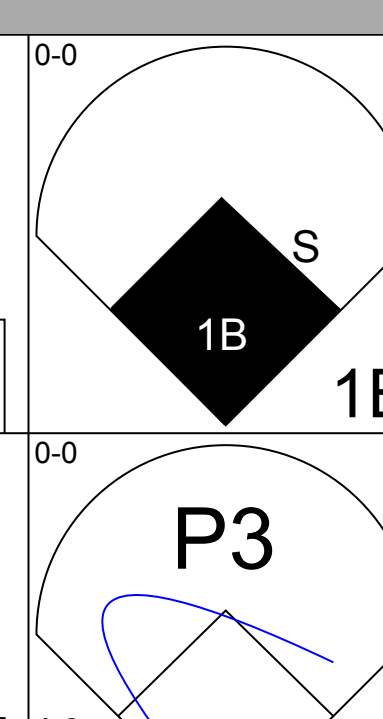
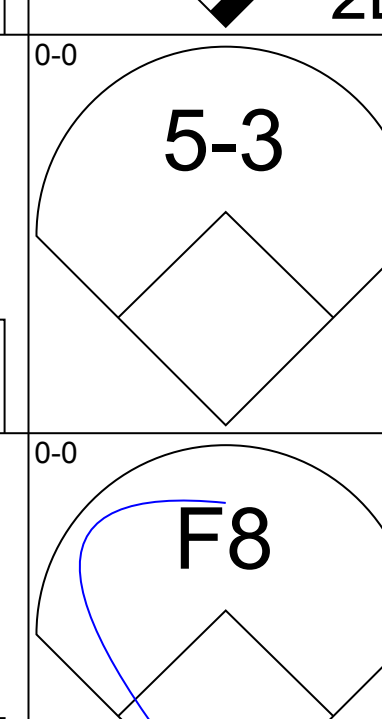
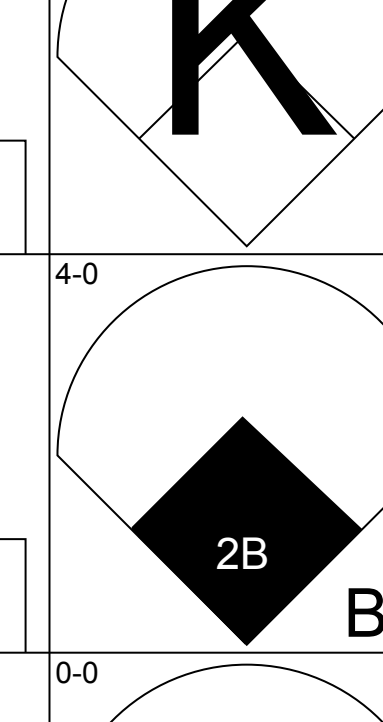
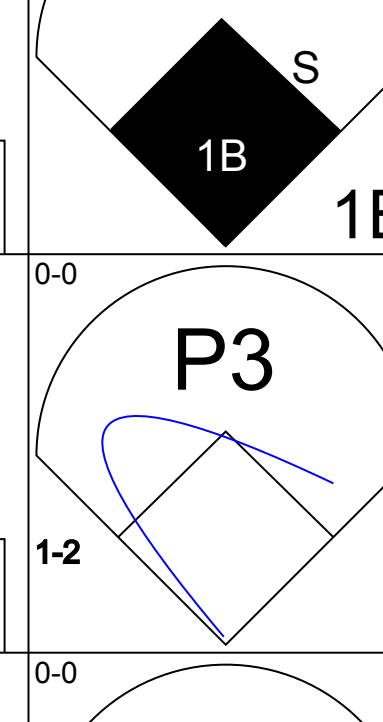

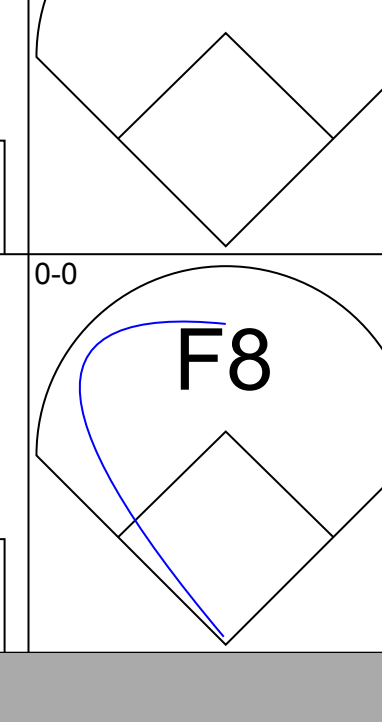
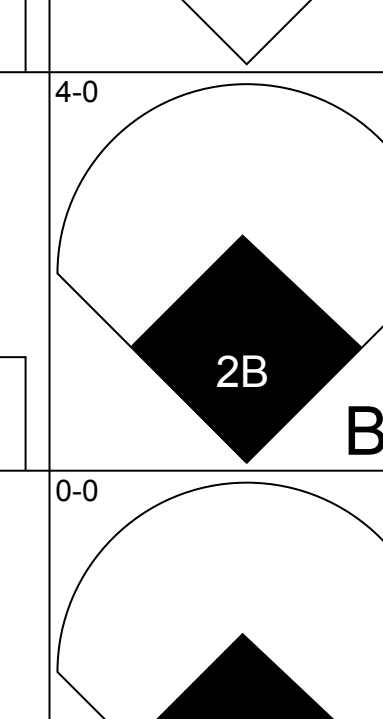
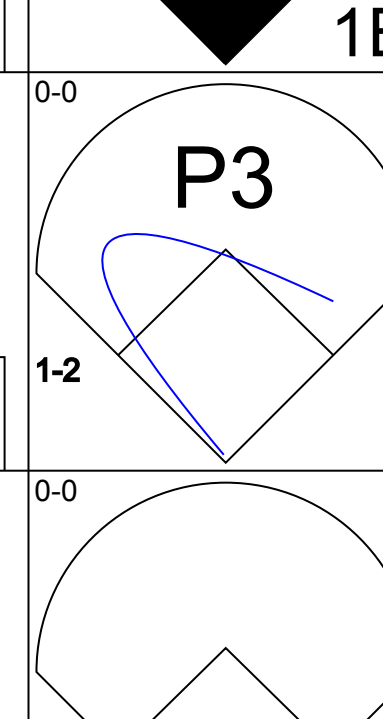
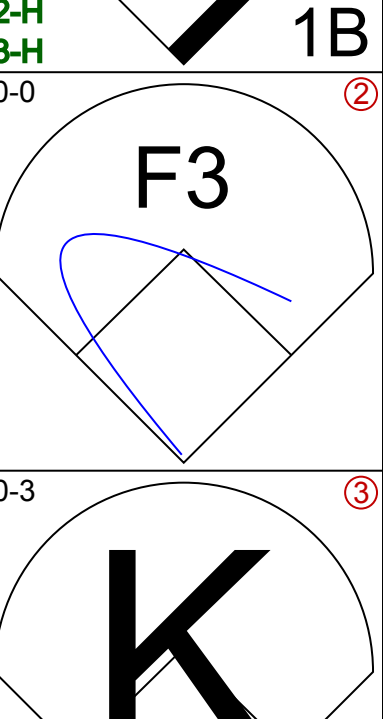
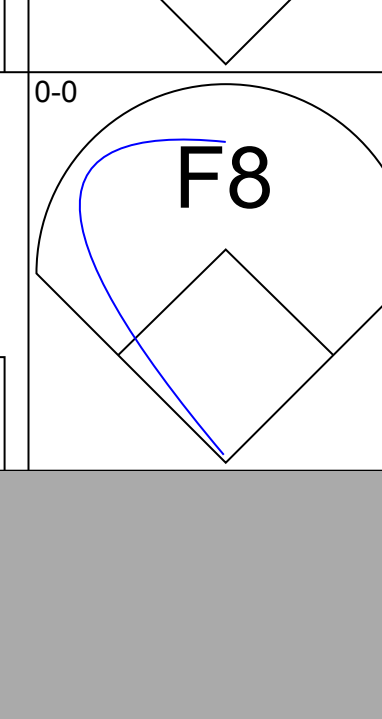
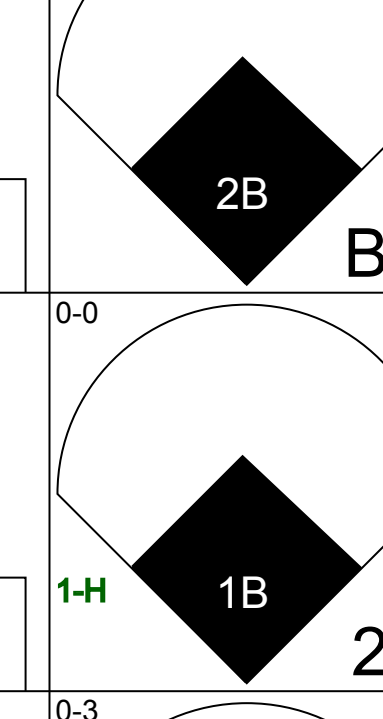
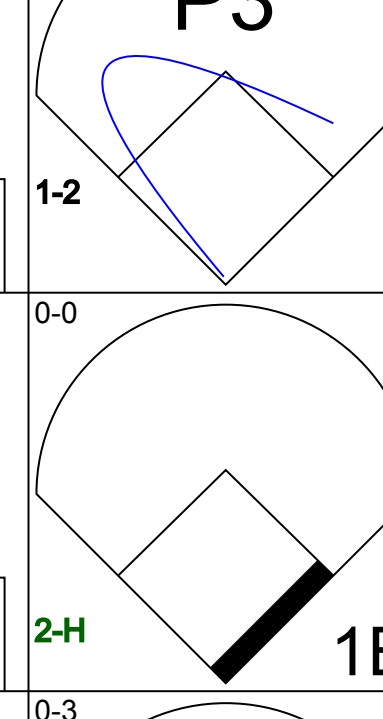
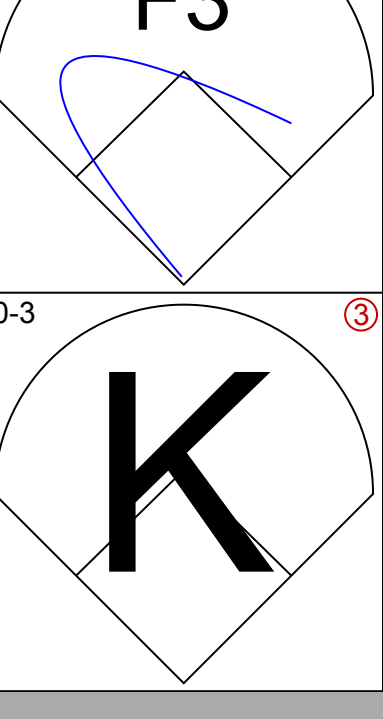
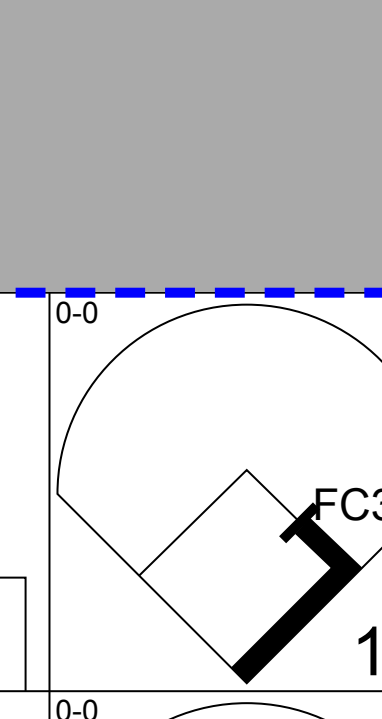
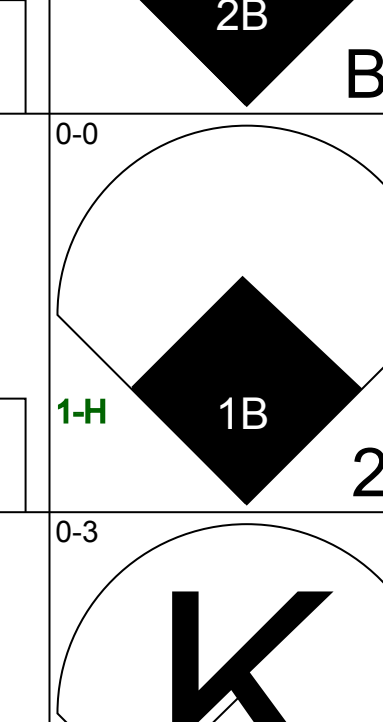
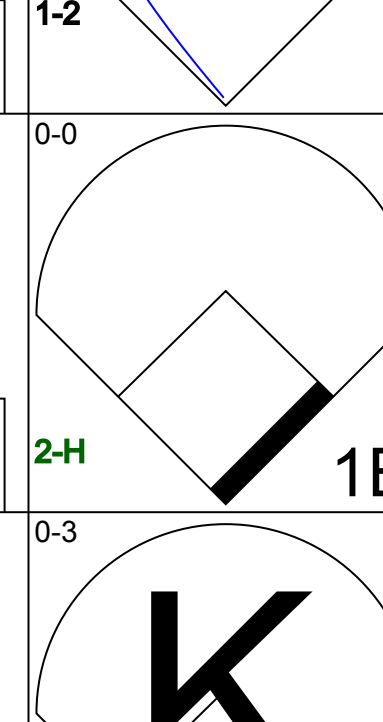
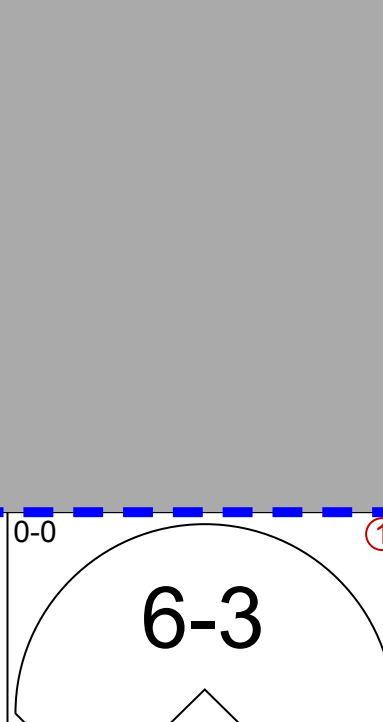
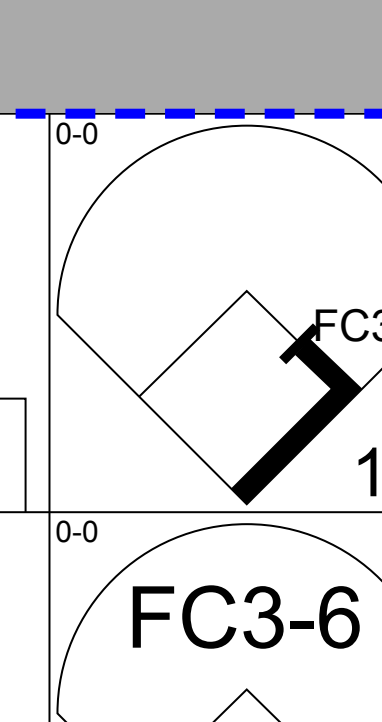
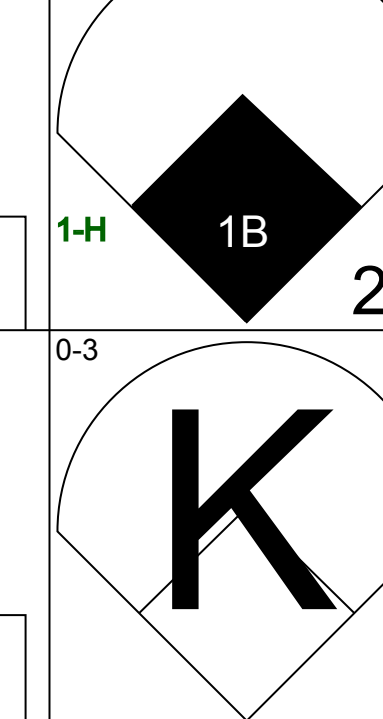
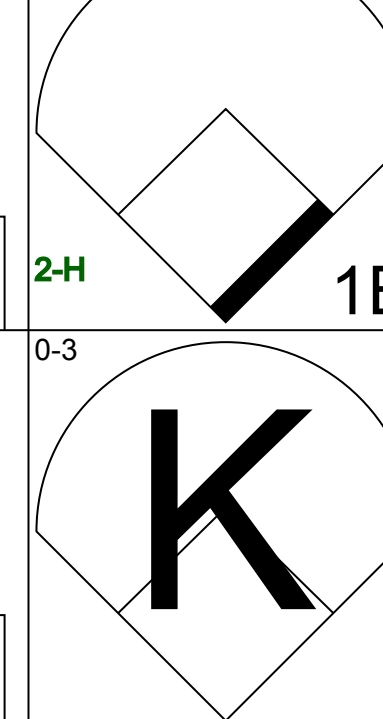
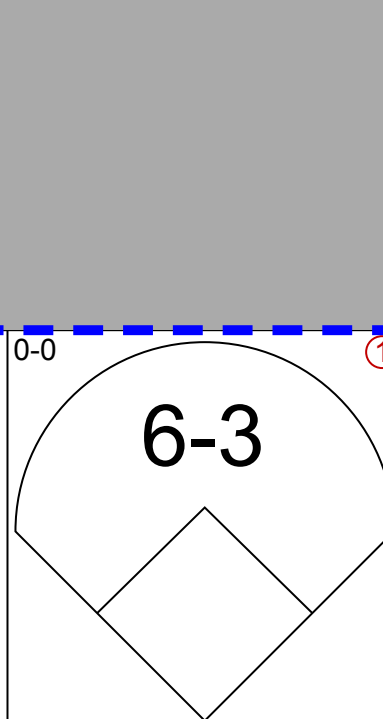
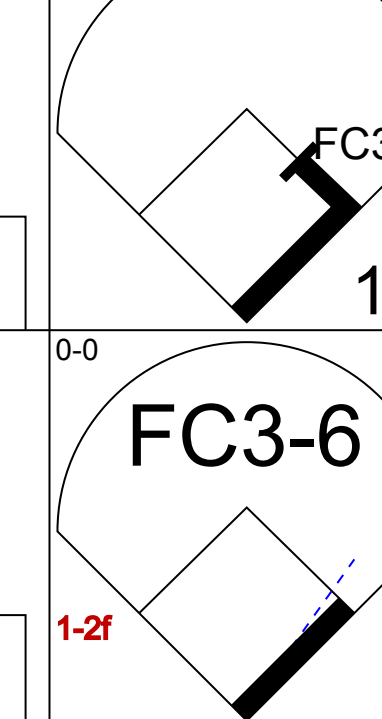
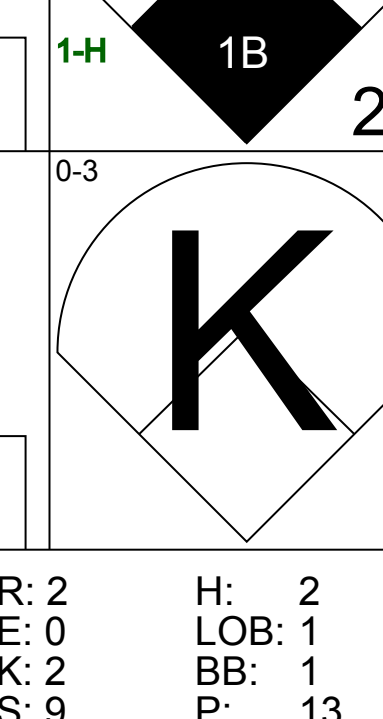
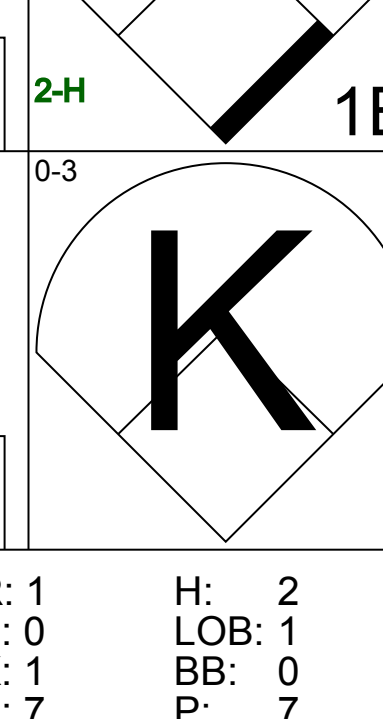
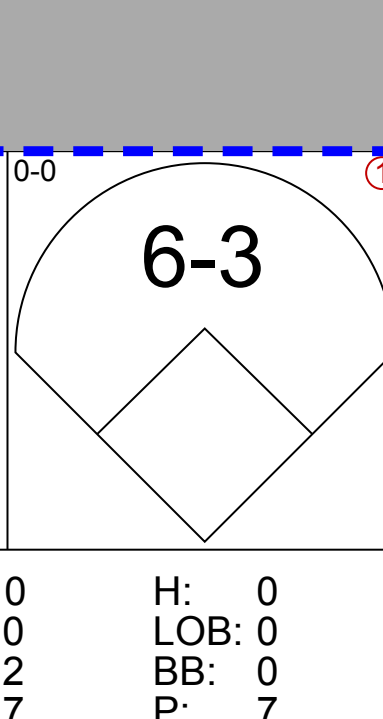
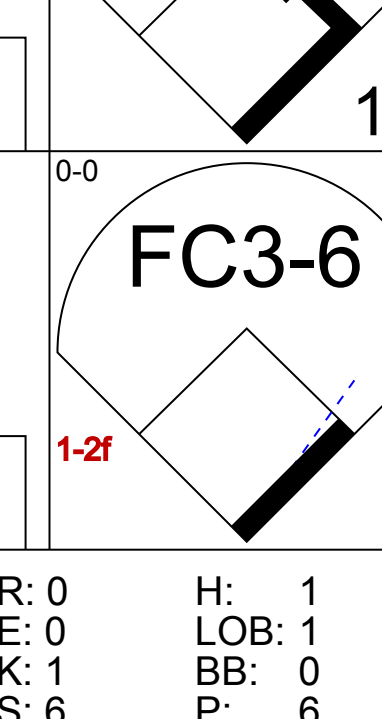




Batter	1	2	3	4	5	6	7	8	9	AB	R	H	RBI	BB	SO	LOB	TOP					
Ted Martinez, R (1,6) OBP: 0.267, SLG: 0.298										5	0	2	2	0	1	0	<b>New York Mets @ Pittsburgh Pirates</b> Three Rivers Stadium, Pittsburgh, PA Thu Jul 27 1972, 7:05 PM EDT Att: 49,886 - Unknown					
Jim Fregosi, R (1,5) OBP: 0.308, SLG: 0.364										2	0	0	0	2	0	0						
Dave Marshall, L (1,9) OBP: 0.322, SLG: 0.359										4	0	0	0	1	1	5						
Dave Schneck, L (1,8) OBP: 0.333, SLG: 0.455										4	0	1	0	1	1	2						
Cleon Jones, R (1,7) OBP: 0.317, SLG: 0.338										3	0	0	0	0	2	4						
Ray Sadecki, L (6,1) OBP: 0.200, SLG: 0.200										0	0	0	0	0	0	0						
Willie Mays, R (6,PH) OBP: 0.408, SLG: 0.353										1	1	1	0	0	0	0						
Bob Rauch, R (8,1) OBP: 0.229, SLG: 0.246										0	0	0	0	0	0	0						
Ken Boswell, L (9,PH) OBP: 0.229, SLG: 0.246										1	0	0	0	0	1	0						
Ed Kranepool, L (1,3) OBP: 0.302, SLG: 0.329										5	1	2	0	0	1	1						
Wayne Garrett, L (1,4) OBP: 0.383, SLG: 0.292										4	2	1	0	0	0	2						
Duffy Dyer, R (1,2) OBP: 0.305, SLG: 0.431										4	1	1	3	0	2	2						
Jerry Koosman, R (1,1) OBP: 0.107, SLG: 0.107										1	0	0	0	0	0	0						
Bill Sudakis, S (6,PH) OBP: 0.179, SLG: 0.080										1	0	0	0	0	0	0						
John Milner, L (6,7) OBP: 0.333, SLG: 0.419										1	0	0	0	1	0	0						
<b>Inning Stats</b>	R: 0 E: 0 K: 1 S: 5	H: 0 LOB: 0 BB: 0 P: 5	R: 0 E: 0 K: 1 S: 6	H: 1 LOB: 1 BB: 0 P: 6	R: 0 E: 0 K: 1 S: 5	H: 0 LOB: 0 BB: 0 P: 5	R: 0 E: 0 K: 0 S: 4	H: 1 LOB: 1 BB: 0 P: 4	R: 0 E: 0 K: 0 S: 3	H: 0 LOB: 0 BB: 0 P: 3	R: 0 E: 0 K: 1 S: 6	H: 1 LOB: 3 BB: 1 P: 11	R: 3 E: 1 K: 0 S: 6	H: 2 LOB: 2 BB: 2 P: 14	R: 2 E: 0 K: 3 S: 12	H: 3 LOB: 3 BB: 2 P: 20	R: 0 E: 0 K: 2 S: 7	H: 0 LOB: 0 BB: 0 P: 7	1B: 7 2B: 0 3B: 0 HR: 1	SF: 0 SAC: 0 DP: 0 HBP: 1	WP: 0 PB: 0 SB: 0 CS: 0	PA: 42
<b>PITCHER</b>	IP WLS BF H R ER SO BB IBB HBP BLK WP HR S P ERA WHIP																					
Bob Moose, R (1,1) ERA: 3.5	6.0 W 26 5 3 2 4 1 0 1 0 0 1 32 37 3.00 1.000																					
Ramon Hernandez, L (7,1) ERA: 1.71	1.2 S 11 3 2 2 2 3 0 0 0 0 0 12 24 10.80 3.600																					
Dave Giusti, R (8,1) ERA: 1.8	1.1 S 5 0 0 0 3 1 0 0 0 0 0 10 14 0.00 0.750																					

AB	36
R	5
H	8
RBI	5
BB	5
SO	9
LOB	16



Batter	1	2	3	4	5	6	7	8	9	AB	R	H	RBI	BB	SO	LOB	BOTTOM			
Gene Clines, R (1,9) OBP: 0.368, SLG: 0.421										5	0	1	1	0	2	2	<b>New York Mets @ Pittsburgh Pirates</b> Three Rivers Stadium, Pittsburgh, PA Thu Jul 27 1972, 7:05 PM EDT Att: 49,886 - Unknown			
Dave Cash, R (1,4) OBP: 0.299, SLG: 0.367										5	0	0	0	0	1	2				
Al Oliver, L (1,8) OBP: 0.358, SLG: 0.450										2	1	1	0	0	0	0				
Richie Hebner, L (5,PR) OBP: 0.398, SLG: 0.500										1	1	0	0	0	0	0				
Willie Stargell, L (1,3) OBP: 0.382, SLG: 0.570										3	2	2	2	1	1	0				
Bob Robertson, R (7,PR) OBP: 0.275, SLG: 0.299										0	0	0	0	0	0	0				
Manny Sanguillen, R (1,2) OBP: 0.348, SLG: 0.448										3	0	1	0	1	0	0				
Rennie Stennett, R (1,7) OBP: 0.313, SLG: 0.404										2	1	1	0	0	1	0				
Vic Davallo, L (5,7) OBP: 0.383, SLG: 0.453										2	0	1	1	0	0	3				
Jose Pagan, R (1,5) OBP: 0.303, SLG: 0.462										3	1	0	0	1	0	6				
Jackie Hernandez, R (1,6) OBP: 0.250, SLG: 0.297										4	1	3	2	0	1	2				
Bob Moose, R (1,1) OBP: 0.277, SLG: 0.256										3	0	0	0	0	2	2				
Ramon Hernandez, S (7,1) OBP: 0.143, SLG: 0.286										0	0	0	0	0	0	0				
Dave Giusti, R (8,1) ERA: 6.75										1	0	0	0	0	0	1				
<b>Inning Stats</b>	R: 2 E: 0 K: 0 S: 5	H: 2 LOB: 0 BB: 0 P: 5	R: 2 E: 0 K: 2 S: 9	H: 2 LOB: 1 BB: 1 P: 13	R: 0 E: 0 K: 1 S: 5	H: 0 LOB: 0 BB: 0 P: 5	R: 1 E: 0 K: 1 S: 7	H: 2 LOB: 1 BB: 0 P: 7	R: 2 E: 0 K: 1 S: 7	H: 2 LOB: 2 BB: 1 P: 12	R: 0 E: 0 K: 2 S: 7	H: 0 LOB: 0 BB: 0 P: 7	R: 0 E: 0 K: 0 S: 4	H: 1 LOB: 3 BB: 1 P: 8	R: 0 E: 0 K: 1 S: 6	H: 1 LOB: 1 BB: 0 P: 6	1B: 7 2B: 2 3B: 0 HR: 1	SF: 0 SAC: 0 DP: 0 HBP: 1	WP: 1 PB: 0 SB: 1 CS: 0	PA: 38
<b>PITCHER</b>	IP WLS BF H R ER SO BB IBB HBP BLK WP HR S P ERA WHIP																			
Jerry Koosman, L (1,1) ERA: 3.77	5.0 L 26 8 7 0 2 1 0 0 0 0 0 11 15 0.00 1.000																			
Ray Sadecki, L (6,1) ERA: 3.62	2.0 8 1 0 0 2 1 0 0 0 0 0 11 15 0.00 1.000																			
Bob Rauch, R (8,1) ERA: 6.75	1.0 4 1 0 0 1 0 0 0 0 0 0 6 6 0.00 1.000																			

AB	34
R	7
H	10
RBI	6
BB	3
SO	8
LOB	18





Batter	1	2	3	4	5	6	7	8	9	AB	R	H	RBI	BB	SO	LOB	TOP					
Ted Martinez, R OBP: 0.271, SLG: 0.302 (1, 6)	0-0 5-3 1B		0-0 P4			0-0 FC6-4 1B		0-0 5-3		4	0	2	0	0	0	0	<b>New York Mets @ Pittsburgh Pirates</b> Three Rivers Stadium, Pittsburgh, PA Fri Jul 28 1972, 7:05 PM EDT Att: 39,035 - Unknown					
Jim Fregosi, R OBP: 0.303, SLG: 0.359 (1, 5)	0-0 5-3		0-3 K			0-0 FC6-4 G4-6-3 1-2		0-3 K		4	0	0	0	0	2	2						
Dave Marshall, L OBP: 0.308, SLG: 0.341 (1, 9)	0-0 5-3		0-0 5-3			0-0 G4-6-3 1-2			0-0 P4	4	0	0	0	0	2							
Dave Schneck, L OBP: 0.327, SLG: 0.458 (1, 8)	0-0 6-3			0-0 G3			0-0 G4-6-3 1B 2B		0-0 3-1	4	1	1	0	0	0	1						
Cleon Jones, R OBP: 0.321, SLG: 0.341 (1, 7)		0-3 K		0-0 E6 G4-6-3			0-0 G4-6-3 1B		0-0	4	0	2	0	0	1	0						
Ed Kranepool, L OBP: 0.301, SLG: 0.323 (1, 3)		4-0 1B BB		0-0 G4-6-3 1-2			0-0 G4-6-3 1-2 2-3		0-0 G3	3	0	0	0	1	0	4						
Wayne Garrett, L OBP: 0.388, SLG: 0.302 (1, 4)		0-0 1-2 1B			0-3 K					3	0	2	1	0	1	0						
Duffy Dyer, R OBP: 0.299, SLG: 0.421 (1, 2)		0-0 L8			0-0 F9				0-0 L6	3	0	0	0	0	0	3						
Tom Seaver, R OBP: 0.224, SLG: 0.302 (8, PH)		0-3 K			0-3 K				0-3 K	2	0	0	0	0	2	2						
John Milner, L OBP: 0.332, SLG: 0.417 (8, 1)										1	0	0	0	0	1	0						
Tug McGraw, R OBP: 0.200, SLG: 0.111 (8, 1)										0	0	0	0	0	0	0						
<b>Inning Stats</b>	R: 0 E: 0 K: 0 S: 4	H: 1 LOB: 1 BB: 0 P: 4	R: 0 E: 0 K: 2 S: 8	H: 1 LOB: 2 BB: 1 P: 12	R: 0 E: 0 K: 1 S: 5	H: 0 LOB: 0 BB: 0 P: 5	R: 0 E: 1 K: 0 S: 3	H: 0 LOB: 0 BB: 0 P: 3	R: 0 E: 0 K: 0 S: 7	H: 0 LOB: 0 BB: 0 P: 7	R: 0 E: 0 K: 0 S: 3	H: 1 LOB: 1 BB: 0 P: 3	R: 1 E: 0 K: 0 S: 5	H: 3 LOB: 1 BB: 0 P: 5	R: 0 E: 0 K: 2 S: 7	H: 0 LOB: 0 BB: 0 P: 7	R: 0 E: 0 K: 0 S: 4	H: 1 LOB: 1 BB: 0 P: 4	1B: 6 2B: 1 3B: 0 HR: 0	SF: 0 SAC: 0 DP: 3 HBP: 0	WP: 0 PB: 0 SB: 0 CS: 0	PA: 33
<b>PITCHER</b> Dock Ellis, R ERA: 2.91 (1, 1)	IP: 9.0 WLS: W BF: 33 H: 7 R: 1 ER: 1 SO: 7 BB: 1 IBB: 0 HBP: 0 BLK: 0 WP: 0 HR: 0 S: 46 P: 50 ERA: 1.00 WHIP: 0.889															<b>PITCHER</b>						

AB	32
R	1
H	7
RBI	1
BB	1
SO	7
LOB	14



Batter	1	2	3	4	5	6	7	8	9	AB	R	H	RBI	BB	SO	LOB	BOTTOM			
Gene Clines, R OBP: 0.370, SLG: 0.420 (9, 9)	0-0 L6-3		0-0 CS 1B	0-3 K			4-0 BB			3	0	1	0	1	1	3	<b>New York Mets @ Pittsburgh Pirates</b> Three Rivers Stadium, Pittsburgh, PA Fri Jul 28 1972, 7:05 PM EDT Att: 39,035 - Unknown			
Dave Cash, R OBP: 0.298, SLG: 0.363 (1, 4)	4-0 HBP 1B BB		0-0 4-3 1-2		0-0 P9		0-3 K			3	1	0	0	1	1	2				
Vic Davallo, L OBP: 0.381, SLG: 0.449 (9, 7)	0-0 F8		0-0 1-3		0-0 4-3			0-0 WP 1B		4	1	1	0	0	0	1				
Willie Stargell, L OBP: 0.386, SLG: 0.581 Al Oliver, R OBP: 0.358, SLG: 0.450 (9, 8)	1-0 1B HBP			0-0 HR	0-3 K			0-0 1B		3	1	2	2	0	1	0				
Manny Sanguillen, R OBP: 0.347, SLG: 0.445 (1, 2)	0-0 1-2 2-H 1B			0-3 K		0-0 F9		0-0 6-3		4	0	1	1	0	1	0				
Richie Hebner, L OBP: 0.400, SLG: 0.495 (1, 5)	0-0 P6			4-0 1B BB BB		0-0 3-1		4-0 BB		2	0	0	0	2	0	2				
Bob Robertson, R OBP: 0.275, SLG: 0.295 (9, 3)		0-3 K		4-0 1B BB		0-3 K		0-0 G3		3	0	0	0	1	2	1				
Jackie Hernandez, R OBP: 0.244, SLG: 0.289 (1, 6)		0-0 F9		0-3 K			0-0 6-3			3	0	0	0	0	1	2				
Dock Ellis, S OBP: 0.108, SLG: 0.108 (1, 1)		0-3 K		0-0 1-2 2-3 1B			0-0 6-3			3	0	1	0	0	1	0				
<b>Inning Stats</b>	R: 1 E: 0 K: 0 S: 4	H: 1 LOB: 2 BB: 1 P: 9	R: 0 E: 0 K: 2 S: 7	H: 0 LOB: 0 BB: 0 P: 7	R: 0 E: 0 K: 1 S: 3	H: 1 LOB: 0 BB: 0 P: 3	R: 1 E: 0 K: 3 S: 11	H: 2 LOB: 2 BB: 2 P: 19	R: 0 E: 0 K: 1 S: 5	H: 0 LOB: 0 BB: 0 P: 5	R: 0 E: 0 K: 1 S: 5	H: 0 LOB: 1 BB: 1 P: 9	R: 1 E: 0 K: 0 S: 4	H: 2 LOB: 1 BB: 1 P: 8	R: 0 E: 0 K: 0 S: 4	H: 1 LOB: 1 BB: 1 P: 8		1B: 5 2B: 0 3B: 0 HR: 1	SF: 0 SAC: 0 DP: 0 HBP: 1	WP: 1 PB: 0 SB: 0 CS: 1
<b>PITCHER</b> Tom Seaver, R ERA: 3.13 Tug McGraw, L ERA: 2.12 (8, 1)	IP: 7.0 WLS: L BF: 29 H: 4 R: 2 ER: 2 SO: 8 BB: 4 IBB: 0 HBP: 1 BLK: 0 WP: 1 HR: 1 S: 40 P: 57 ERA: 2.57 WHIP: 1.143															<b>PITCHER</b>				









Batter	1	2	3	4	5	6	7	8	9	AB	R	H	RBI	BB	SO	LOB	TOP						
Ron Hunt, R OBP: 0.371, SLG: 0.320 (1, 4)	F9		F9				F6			4	0	1	0	0	0	2	<b>Montreal Expos @ New York Mets</b> Shea Stadium, Flushing, NY Sun Jul 30 1972, 3:33 AM EDT Att: 30,057 - Unknown						
Tim Foli, R OBP: 0.279, SLG: 0.280 (1, 6)	K			F9	P6			CS BB		3	0	0	0	1	1								
Jim Fairey, L OBP: 0.369, SLG: 0.366 Clyde Mashore, R OBP: 0.291, SLG: 0.380 (4, PR) (4, 7)	G3			2B S	1B		F3	F2		2	0	1	0	0	0								
Ron Fairly, L OBP: 0.323, SLG: 0.390 (1, 3)							G3	4-3		4	0	2	0	0	0								
Ken Singleton, S OBP: 0.342, SLG: 0.382 (1, 9)	F7			K			4-1		FC6-4 1B	4	0	1	0	0	1	3							
Boots Day, L OBP: 0.317, SLG: 0.293 Ron Woods, R OBP: 0.271, SLG: 0.313 (7, PH) (7, 8)	K						F7	FC6-4 BB	1-2	1	0	0	0	1	1								
Bob Bailey, R OBP: 0.322, SLG: 0.373 (1, 5)	L7			K			6-3	BB	1-2	3	0	0	0	1	1	3							
Terry Humphrey, R OBP: 0.270, SLG: 0.265 (1, 2)			L3				P4	BB 1B		4	0	1	0	0	1	2							
Carl Morton, R OBP: 0.243, SLG: 0.294 Tom Walker, R Coco Laboy, R (8, 1) (9, PH)	K						3-1	BB		2	0	0	0	1	1	0							
								1-2 BB		1	0	0	0	0	1	2							
<b>Inning Stats</b>	R: 0 E: 0 K: 1 S: 5	H: 0 LOB: 0 BB: 0 P: 5	R: 0 E: 0 K: 1 S: 6	H: 1 LOB: 1 BB: 0 P: 6	R: 0 E: 0 K: 1 S: 5	H: 0 LOB: 0 BB: 0 P: 5	R: 1 E: 0 K: 2 S: 9	H: 2 LOB: 2 BB: 1 P: 13	R: 0 E: 0 K: 0 S: 4	H: 1 LOB: 1 BB: 0 P: 4	R: 0 E: 0 K: 0 S: 3	H: 0 LOB: 0 BB: 0 P: 3	R: 0 E: 0 K: 0 S: 4	H: 1 LOB: 2 BB: 1 P: 8	R: 0 E: 0 K: 0 S: 2	H: 0 LOB: 0 BB: 1 P: 6		R: 0 E: 0 K: 2 S: 8	H: 1 LOB: 2 BB: 1 P: 12	1B: 4 2B: 2 3B: 0 HR: 0	SF: 0 SAC: 0 DP: 0 HBP: 0	WP: 0 PB: 0 SB: 1 CS: 1	PA: 36
<b>PITCHER</b>	IP	WLS	BF	H	R	ER	SO	BB	IBB	HBP	BLK	WP	HR	S	P	ERA		WHIP					
Jim McAndrew, R ERA: 2.88 Tug McGraw, L ERA: 2.02	(1, 1) (7, 1)	6.0 W	23 13	4 2	1 0	1 0	5 2	1 3	0 0	0 0	0 0	0 0	0 0	32 14	36 26	1.50 0.00		0.833 1.667					

AB	32
R	1
H	6
RBI	0
BB	4
SO	7
LOB	16



Batter	1	2	3	4	5	6	7	8	9	AB	R	H	RBI	BB	SO	LOB	BOTTOM				
Tommie Agee, R OBP: 0.329, SLG: 0.395 (1, 8)	6-3			CS 1B			L5			4	1	2	1	0	0	0	<b>Montreal Expos @ New York Mets</b> Shea Stadium, Flushing, NY Sun Jul 30 1972, 3:33 AM EDT Att: 30,057 - Unknown				
Wayne Garrett, L OBP: 0.391, SLG: 0.295 (1, 5)	F8			1B SF8 BB			E4	FC6-4 BB		2	1	0	0	2	0	0					
Dave Schneck, L OBP: 0.300, SLG: 0.411 (1, 9)	L6			SF8 1B			F2	FC6-4 1B	5-3	4	0	1	0	0	0	2					
Ed Kranepool, L OBP: 0.304, SLG: 0.326 (1, 3)							F7	5-3		4	0	1	0	0	0	2					
Cleon Jones, R OBP: 0.322, SLG: 0.347 (1, 7)	G3			SF8				1B 3B	1B IBB	2	1	1	1	1	0	0					
Duffy Dyer, R OBP: 0.304, SLG: 0.424 (1, 2)	F7			2-3 3-H				1B	1-2 2-H	4	0	2	1	0	0	2					
Ken Boswell, L OBP: 0.224, SLG: 0.241 Bud Harrelson, S OBP: 0.307, SLG: 0.256 (8, 6)							F7			3	0	0	0	0	0	1					
										0	0	0	0	0	0	0					
Ted Martinez, R OBP: 0.261, SLG: 0.290 (8, 4)							F8			3	0	0	0	0	0	1					
Jim McAndrew, R OBP: 0.080, SLG: 0.042 Tug McGraw, R OBP: 0.182, SLG: 0.100 (7, 1)							1-3			2	0	0	0	0	1	0					
										1	0	0	0	0	0	1					
<b>Inning Stats</b>	R: 0 E: 0 K: 0 S: 3	H: 0 LOB: 0 BB: 0 P: 3	R: 0 E: 0 K: 0 S: 3	H: 0 LOB: 0 BB: 0 P: 3	R: 0 E: 0 K: 0 S: 3	H: 0 LOB: 0 BB: 0 P: 3	R: 1 E: 0 K: 0 S: 5	H: 3 LOB: 2 BB: 1 P: 9	R: 0 E: 0 K: 1 S: 5	H: 0 LOB: 0 BB: 0 P: 5	R: 0 E: 1 K: 0 S: 4	H: 0 LOB: 1 BB: 1 P: 4	R: 1 E: 0 K: 0 S: 5	H: 2 LOB: 1 BB: 0 P: 5	R: 1 E: 0 K: 0 S: 4	H: 2 LOB: 2 BB: 2 P: 12		1B: 5 2B: 0 3B: 1 HR: 1	SF: 1 SAC: 0 DP: 0 HBP: 0	WP: 0 PB: 0 SB: 0 CS: 1	PA: 33
<b>PITCHER</b>	IP	WLS	BF	H	R	ER	SO	BB	IBB	HBP	BLK	WP	HR	S	P	ERA		WHIP			
Carl Morton, R ERA: 4.25 Tom Walker, R ERA: 2.42	(1, 1) (8, 1)	7.0 L	28 5	6 1	3 0	3 0	3 0	1 1	0 0	0 0	0 0	0 0	0 0	29 3	33 11	3.86 0.00	1.000 2.000				





Batter	1	2	3	4	5	6	7	8	9	AB	R	H	RBI	BB	SO	LOB	TOP					
Ron Hunt, R OBP: 0.367, SLG: 0.316 (1, 4)										4	0	0	0	0	1	0						
Tim Foli, R OBP: 0.282, SLG: 0.283 (1, 6)										4	0	2	0	0	0	0						
Clyde Mashore, R OBP: 0.285, SLG: 0.371 (1, 9)										3	1	0	0	0	1	1						
Bob Bailey, R OBP: 0.324, SLG: 0.373 (1, 5)										3	1	1	0	1	2	1						
Hal Breeden, R OBP: 0.200, SLG: 0.111 (1, 3)										2	0	0	0	0	1	1	0					
Carl Morton, R OBP: 0.243, SLG: 0.294 (7, PR)										0	0	0	0	0	0	0						
Ron Fairly, L OBP: 0.325, SLG: 0.392 (7, 3)										1	0	1	0	0	0	0						
Bill Stoneman, R OBP: 0.122, SLG: 0.085 (9, PR)										0	0	0	0	0	0	0						
Ken Singleton, S OBP: 0.341, SLG: 0.379 (1, 7)										2	0	0	1	1	1	2						
Ron Woods, R OBP: 0.272, SLG: 0.308 (1, 8)										2	0	0	0	0	1	0						
Tim McCarver, L OBP: 0.327, SLG: 0.338 (9, PH)										1	0	0	0	0	1	2						
Terry Humphrey, R OBP: 0.264, SLG: 0.259 (1, 2)										4	0	0	0	0	1	4						
Balor Moore, L OBP: 0.158, SLG: 0.167 (1, 1)										2	0	0	0	0	2	0						
Jim Fairey, L OBP: 0.326, SLG: 0.361 (7, PH)										1	0	0	0	0	0	3						
Steve Renko, R OBP: 0.357, SLG: 0.357 (7, 1)										0	0	0	0	0	0	0						
John Strohmayr, R OBP: 0.224, SLG: 0.241 (8, 1)										0	0	0	0	0	0	0						
<b>Inning Stats</b>	R: 0 E: 0 K: 1 S: 5	H: 0 LOB: 0 BB: 0 P: 5	R: 0 E: 0 K: 2 S: 7	H: 0 LOB: 1 BB: 1 P: 11	R: 0 E: 0 K: 2 S: 7	H: 0 LOB: 0 BB: 0 P: 7	R: 0 E: 0 K: 1 S: 5	H: 1 LOB: 0 BB: 0 P: 5	R: 0 E: 0 K: 0 S: 3	H: 0 LOB: 0 BB: 0 P: 3	R: 0 E: 0 K: 1 S: 5	H: 0 LOB: 0 BB: 0 P: 5	R: 2 E: 1 K: 0 S: 5	H: 1 LOB: 3 BB: 3 P: 17	R: 0 E: 0 K: 1 S: 5	H: 0 LOB: 0 BB: 0 P: 5	R: 0 E: 0 K: 2 S: 9	H: 2 LOB: 2 BB: 0 P: 9	1B: 4 2B: 0 3B: 0 HR: 0	SF: 1 SAC: 1 DP: 0 HBP: 0	WP: 0 PB: 1 SB: 0 CS: 1	PA: 35

**Montreal Expos @ New York Mets**  
Shea Stadium, Flushing, NY  
Mon Jul 31 1972, 7:05 PM EDT  
Att: 18,685 - Unknown

AB	29
R	2
H	4
RBI	1
BB	4
SO	10
LOB	14



Batter	1	2	3	4	5	6	7	8	9	AB	R	H	RBI	BB	SO	LOB	BOTTOM				
Tommie Agee, R OBP: 0.336, SLG: 0.396 (1, 8)										2	0	1	1	2	1	0					
Bud Harrelson, S OBP: 0.305, SLG: 0.254 (1, 6)										3	0	0	0	0	1	2					
John Milner, L OBP: 0.333, SLG: 0.418 (7, PH)										1	0	0	0	0	1	2					
Ken Boswell, L OBP: 0.224, SLG: 0.241 (8, 4)										0	0	0	0	0	0	0					
Willie Mays, R OBP: 0.414, SLG: 0.370 (1, 3)										3	1	1	0	1	0	3					
Ed Kranepool, L OBP: 0.304, SLG: 0.326 (9, 3)										0	0	0	0	0	0	0					
Cleon Jones, R OBP: 0.325, SLG: 0.344 (1, 7)										2	1	0	0	2	1	2					
Dave Schneck, L OBP: 0.297, SLG: 0.400 (1, 9)										4	0	1	1	0	2	4					
Duffy Dyer, R OBP: 0.315, SLG: 0.445 (1, 2)										2	1	1	2	2	1	1					
Wayne Garrett, L OBP: 0.388, SLG: 0.288 (1, 5)										3	0	0	0	1	2	4					
Ted Martinez, R OBP: 0.261, SLG: 0.290 (1, 4)										4	1	1	0	0	0	2					
Brent Strom, R OBP: 0.250, SLG: 0.250 (7, 1)										1	0	0	0	0	0	0					
<b>Inning Stats</b>	R: 0 E: 0 K: 2 S: 7	H: 0 LOB: 2 BB: 2 P: 15	R: 0 E: 0 K: 1 S: 4	H: 0 LOB: 0 BB: 1 P: 8	R: 0 E: 0 K: 1 S: 5	H: 0 LOB: 0 BB: 0 P: 5	R: 0 E: 0 K: 1 S: 6	H: 1 LOB: 2 BB: 1 P: 10	R: 1 E: 0 K: 0 S: 4	H: 2 LOB: 0 BB: 0 P: 4	R: 1 E: 0 K: 2 S: 8	H: 1 LOB: 1 BB: 1 P: 12	R: 0 E: 0 K: 1 S: 6	H: 1 LOB: 2 BB: 1 P: 10	R: 2 E: 0 K: 1 S: 5	H: 1 LOB: 0 BB: 2 P: 13	1B: 5 2B: 0 3B: 0 HR: 1	SF: 0 SAC: 1 DP: 2 HBP: 0	WP: 0 PB: 0 SB: 1 CS: 2	PA: 35	
<b>PITCHER</b>	IP	WLS	BF	H	R	ER	SO	BB	IBB	HBP	BLK	WP	HR	S	P	ERA	WHIP				
Balor Moore, L ERA: 4.61	6.0		25	4	2	1	7	3	2	0	0	0	0	34	54	1.50	1.167				
Steve Renko, R ERA: 5.72	1.1	L	9	2	2	2	2	3	0	0	0	0	1	10	22	13.50	3.750				
John Strohmayr, R ERA: 3.57	0.2		1	0	0	0	0	0	0	0	0	0	0	1	1	0.00	0.000				

**Montreal Expos @ New York Mets**  
Shea Stadium, Flushing, NY  
Mon Jul 31 1972, 7:05 PM EDT  
Att: 18,685 - Unknown

AB	26
R	4
H	6
RBI	4
BB	8
SO	9
LOB	20









Batter	1	2	3	4	5	6	7	8	9	AB	R	H	RBI	BB	SO	LOB	TOP			
Terry Harmon, R OBP: 0.372, SLG: 0.324 (1, 4)	0-3 K		0-0 1B			0-0 P3			0-0 P4	4	0	1	1	0	1	0	Philadelphia Phillies @ New York Mets Shea Stadium, Flushing, NY Tue Aug 01 1972, 7:05 PM EDT Att: 31,846 - Unknown			
Larry Bowa, S OBP: 0.289, SLG: 0.288 (1, 6)	0-0 5-3		0-0 F7			0-0 6-3			0-0 6-3	4	0	0	0	0	0	2				
Don Money, R OBP: 0.303, SLG: 0.345 (1, 5)	0-0 F8		0-0 F7			0-0 F9			0-0 BB 1B 2B	4	1	1	0	0	0	2				
Greg Luzinski, R OBP: 0.318, SLG: 0.426 (1, 7)		0-3 K		0-0 G5-4-3 1B					0-0 BB 2B 1B	4	1	2	0	0	2	0				
Deron Johnson, R OBP: 0.256, SLG: 0.296 (1, 3)		0-3 K		0-0 F8					4-0 BB 2B 1B	3	1	0	0	1	2	1				
Bill Robinson, R OBP: 0.288, SLG: 0.475 (1, 8)		0-0 1-3		0-0 G5-4-3					0-0 BB	4	0	1	3	0	0	1				
Tom Hutton, L OBP: 0.359, SLG: 0.367 (1, 9)			4-0 1B 1B BB		0-0 F8				0-0 G3 L4	3	1	0	0	1	0	1				
John Bateman, R OBP: 0.291, SLG: 0.335 (1, 2)			0-0 1B 1-3 1B		0-0 F8				0-0 L6	3	0	1	0	0	0	0				
Steve Carlton, L OBP: 0.237, SLG: 0.239 (1, 1)			0-3 K		0-3 K				0-0 4-3	3	0	0	0	0	2	2				
<b>Inning Stats</b>	R: 0 E: 0 K: 1 S: 5	H: 0 LOB: 0 BB: 0 P: 5	R: 0 E: 0 K: 2 S: 7	H: 0 LOB: 0 BB: 0 P: 7	R: 1 E: 0 K: 1 S: 7	H: 2 LOB: 2 BB: 1 P: 11	R: 0 E: 0 K: 0 S: 3	H: 1 LOB: 0 BB: 0 P: 3	R: 0 E: 0 K: 1 S: 5	H: 0 LOB: 0 BB: 0 P: 5	R: 0 E: 0 K: 2 S: 7	H: 0 LOB: 0 BB: 0 P: 7	R: 0 E: 0 K: 0 S: 3	H: 0 LOB: 0 BB: 0 P: 3	R: 3 E: 0 K: 0 S: 6	H: 3 LOB: 1 BB: 1 P: 10	1B: 5 2B: 1 3B: 0 HR: 0	SF: 0 SAC: 0 DP: 1 HBP: 0	WP: 0 PB: 0 SB: 0 CS: 0	PA: 34
<b>PITCHER</b> Jerry Koosman, L ERA: 3.79 (1, 1)	IP: 9.0 WLS: L BF: 34 H: 6 R: 4 ER: 4 SO: 7	BB: 2 IBB: 0 HBP: 0 BLK: 0	WP: 0 HR: 0 S: 46 P: 54	ERA: 4.00 WHIP: 0.889	<b>PITCHER</b> IP: 9.0 WLS: L BF: 34 H: 6 R: 4 ER: 4 SO: 7 BB: 2 IBB: 0 HBP: 0 BLK: 0 WP: 0 HR: 0 S: 46 P: 54 ERA: 4.00 WHIP: 0.889															

AB 32  
R 4  
H 6  
RBI 4  
BB 2  
SO 7  
LOB 9



Batter	1	2	3	4	5	6	7	8	9	AB	R	H	RBI	BB	SO	LOB	BOTTOM			
Tommie Agee, R OBP: 0.336, SLG: 0.394 (1, 9)	0-0 F2		0-0 P6		0-0 G4-6-3				0-0 1B	4	0	1	0	0	0	2	Philadelphia Phillies @ New York Mets Shea Stadium, Flushing, NY Tue Aug 01 1972, 7:05 PM EDT Att: 31,846 - Unknown			
Ted Martinez, R OBP: 0.256, SLG: 0.281 (1, 6)	0-0 1-3			0-3 K		0-0 4-3			0-0 F9	4	0	0	0	0	1	1				
Willie Mays, R OBP: 0.409, SLG: 0.366 (1, 8)	0-0 L4			0-0 PB 1B		0-0 F7			0-0 6-3	4	1	1	0	0	0	0				
Cleon Jones, R OBP: 0.329, SLG: 0.359 (1, 7)		0-3 K2-3		0-0 1B		0-0 4-3			0-0 6-3	4	0	1	1	0	1	0				
Jim Fregosi, R OBP: 0.303, SLG: 0.354 (1, 5)		4-0 FC4-6 BB		0-0 F7					0-0 5-3	3	0	0	0	1	0	1				
Jim Beauchamp, R OBP: 0.207, SLG: 0.200 (1, 3)		0-0 FC4-6		0-3 K		0-0 F2			0-0 F7	3	0	0	0	0	1	2				
Jerry Grote, R OBP: 0.297, SLG: 0.293 (1, 2)		0-0 4-3			0-0 1B 1B				0-0 F9	3	0	1	0	0	0	1				
Wayne Garrett, L OBP: 0.374, SLG: 0.276 (1, 4)			0-0 F7		0-0 G4-6-3 1B				0-0 4-3	3	0	1	0	0	0	0				
Jerry Koosman, R OBP: 0.097, SLG: 0.097 (1, 1)			0-0 5-3		0-3 K				0-3 K	3	0	0	0	0	2	2				
<b>Inning Stats</b>	R: 0 E: 0 K: 0 S: 3	H: 0 LOB: 0 BB: 0 P: 3	R: 0 E: 0 K: 1 S: 5	H: 0 LOB: 1 BB: 1 P: 9	R: 0 E: 0 K: 0 S: 3	H: 0 LOB: 0 BB: 0 P: 3	R: 1 E: 0 K: 2 S: 9	H: 2 LOB: 1 BB: 0 P: 9	R: 0 E: 0 K: 1 S: 6	H: 2 LOB: 1 BB: 0 P: 6	R: 0 E: 0 K: 0 S: 3	H: 0 LOB: 0 BB: 0 P: 3	R: 0 E: 0 K: 0 S: 3	H: 1 LOB: 1 BB: 0 P: 6	R: 0 E: 0 K: 0 S: 3	H: 0 LOB: 0 BB: 0 P: 3	1B: 5 2B: 0 3B: 0 HR: 0	SF: 0 SAC: 0 DP: 1 HBP: 0	WP: 0 PB: 1 SB: 0 CS: 0	PA: 32
<b>PITCHER</b> Steve Carlton, L ERA: 2.27 (1, 1)	IP: 9.0 WLS: W BF: 32 H: 5 R: 1 ER: 0 SO: 5	BB: 1 IBB: 0 HBP: 0 BLK: 0	WP: 0 HR: 0 S: 41 P: 45	ERA: 0.00 WHIP: 0.667	<b>PITCHER</b> IP: 9.0 WLS: W BF: 32 H: 5 R: 1 ER: 0 SO: 5 BB: 1 IBB: 0 HBP: 0 BLK: 0 WP: 0 HR: 0 S: 41 P: 45 ERA: 0.00 WHIP: 0.667															

AB 31  
R 1  
H 5  
RBI 1  
BB 1  
SO 5  
LOB 9





Batter	1	2	3	4	5	6	7	8	9	AB	R	H	RBI	BB	SO	LOB	TOP										
Denny Doyle, L (1,4) OBP: 0.292, SLG: 0.284	SH5-3 1B 2B		P3		P3			4-3		4	1	1	0	0	0	1											
Larry Bowa, S (1,6) OBP: 0.292, SLG: 0.291	SH5-3 2-3					P5			2B 1B	3	1	2	0	0	0	0											
Tom Hutton, L (1,3) OBP: 0.365, SLG: 0.378	CS 1B		4-3				CS 1B		F8 1-H HR 2B	4	1	3	2	0	0	1											
Willie Montanez, L (1,8) OBP: 0.314, SLG: 0.388	1-2 HR				P6				F8 2-3	4	1	1	1	0	1	2											
Greg Luzinski, R (1,7) OBP: 0.315, SLG: 0.423	K									3	0	0	0	0	2	0											
Deron Johnson, R (9, PH) OBP: 0.260, SLG: 0.319	K									1	1	1	2	0	0	0											
Roger Freed, R (9,9) OBP: 0.295, SLG: 0.413	K									0	0	0	0	0	0	0											
Don Money, R (1,5) OBP: 0.303, SLG: 0.344										4	0	1	0	0	2	0											
Bill Robinson, R (1,9) OBP: 0.270, SLG: 0.444										4	0	0	0	0	1	1											
John Bateman, R (1,2) OBP: 0.286, SLG: 0.329										3	0	0	0	0	0	1											
Bill Champion, R (1,1) OBP: 0.207, SLG: 0.286										1	0	0	0	0	1	0											
Bill Wilson, R (7,1)										0	0	0	0	0	0	0											
Oscar Gamble, L (8, PH) OBP: 0.336, SLG: 0.343										1	0	0	0	0	1	0											
Mac Scarce, L (8,1)										0	0	0	0	0	0	0											
Dick Selma, R (9,1) OBP: 0.238, SLG: 0.250										0	0	0	0	0	0	0											
<b>Inning Stats</b>	R: 2 E: 0 K: 1 S: 7	H: 3 LOB: 0 BB: 0 P: 7	R: 0 E: 0 K: 1 S: 5	H: 0 LOB: 0 BB: 0 P: 5	R: 0 E: 0 K: 1 S: 6	H: 1 LOB: 1 BB: 0 P: 6	R: 0 E: 0 K: 2 S: 7	H: 0 LOB: 0 BB: 0 P: 7	R: 0 E: 1 K: 1 S: 6	H: 0 LOB: 1 BB: 0 P: 6	R: 0 E: 0 K: 0 S: 3	H: 1 LOB: 0 BB: 0 P: 3	R: 0 E: 0 K: 1 S: 5	H: 0 LOB: 0 BB: 0 P: 5	R: 3 E: 0 K: 0 S: 6	H: 3 LOB: 0 BB: 0 P: 6	1B: 5 2B: 3 3B: 0 HR: 2	SF: 0 SAC: 2 DP: 2 HBP: 0	WP: 0 PB: 0 SB: 0 CS: 2	PA: 34							
<b>PITCHER</b>	IP	WLS	BF	H	R	ER	SO	BB	IBB	HBP	BLK	WP	HR	S	P	ERA	WHIP										
Tom Seaver, R (1,1) ERA: 3.23	9.0	L	34	9	5	5	8	0	0	0	0	0	2	50	50	5.00	1.000										

Philadelphia Phillies @ New York Mets  
Shea Stadium, Flushing, NY  
Wed Aug 02 1972, 7:05 PM EDT  
Att: 22,733 - Unknown

AB 32  
R 5  
H 9  
RBI 5  
BB 0  
SO 8  
LOB 6



Batter	1	2	3	4	5	6	7	8	9	AB	R	H	RBI	BB	SO	LOB	BOTTOM										
Tommie Agee, R (1,8) OBP: 0.337, SLG: 0.394	1-3		BB 1-2 1B		F9		WP 1B		F8	5	0	2	1	0	0	2											
Wayne Garrett, L (1,5) OBP: 0.376, SLG: 0.277	G3-6-3 1B		BB 1-2 2-3 BB		K		F8 1-2			3	0	1	0	1	1	2											
Dave Schneck, L (1,9) OBP: 0.276, SLG: 0.380	G3-6-3 1-2		BB 1-2 2-3 3-H BB		4-3				F8	3	0	0	1	1	0	1											
Ed Kranepool, L (1,3) OBP: 0.311, SLG: 0.341			F8 P4				HR		K	4	1	1	1	0	1	3											
Cleon Jones, R (1,7) OBP: 0.332, SLG: 0.359					F9					3	0	1	0	0	0	0											
Willie Mays, R (8, PR) OBP: 0.409, SLG: 0.366							CS 1B		HBP	0	0	0	0	0	0	0											
Ken Boswell, L (1,4) OBP: 0.222, SLG: 0.234					F8		F9 1-2		K	4	0	0	0	0	1	2											
Duffy Dyer, R (1,2) OBP: 0.306, SLG: 0.427			BB 1B BB 1B		5-3		PB 3-1 1B 1B		K	4	2	2	0	0	1	0											
Ted Martinez, R (1,6) OBP: 0.260, SLG: 0.283										2	0	1	0	0	1	1											
Jim Fregosi, R (7,6) OBP: 0.301, SLG: 0.352			K				SH3-4 1B		6-3	2	0	0	0	0	0	1											
Tom Seaver, R (1,1) OBP: 0.217, SLG: 0.291										2	0	0	0	0	2	2											
John Milner, L (9, PH) OBP: 0.336, SLG: 0.418			K		SH3-4 1-2				BB	0	0	0	0	1	0	0											
<b>Inning Stats</b>	R: 0 E: 0 K: 0 S: 3	H: 1 LOB: 0 BB: 0 P: 3	R: 0 E: 0 K: 0 S: 3	H: 0 LOB: 0 BB: 0 P: 3	R: 1 E: 0 K: 2 S: 9	H: 2 LOB: 3 BB: 2 P: 17	R: 0 E: 0 K: 0 S: 3	H: 0 LOB: 0 BB: 0 P: 3	R: 0 E: 0 K: 1 S: 6	H: 1 LOB: 1 BB: 0 P: 6	R: 1 E: 0 K: 0 S: 4	H: 2 LOB: 0 BB: 0 P: 4	R: 1 E: 0 K: 1 S: 7	H: 2 LOB: 1 BB: 0 P: 7	R: 0 E: 0 K: 2 S: 7	H: 0 LOB: 0 BB: 0 P: 8	R: 0 E: 0 K: 1 S: 5	H: 0 LOB: 1 BB: 1 P: 9	1B: 7 2B: 0 3B: 0 HR: 1	SF: 0 SAC: 1 DP: 1 HBP: 1	WP: 1 PB: 1 SB: 0 CS: 1	PA: 37					
<b>PITCHER</b>	IP	WLS	BF	H	R	ER	SO	BB	IBB	HBP	BLK	WP	HR	S	P	ERA	WHIP										
Bill Champion, R (1,1) ERA: 4.62	6.0		24	6	2	2	3	2	0	0	0	1	0	7	7	9.00	2.000										
Bill Wilson, R (7,1) ERA: 1.5	1.0	W	4	0	0	0	2	0	0	1	0	0	0	7	8	0.00	0.000										
Mac Scarce, L (8,1) ERA: 3.65	1.0	S	4	0	0	0	1	1	0	0	0	0	0	5	9	0.00	1.000										
Dick Selma, R (9,1) ERA: 5.01	1.0		4	0	0	0	1	1	0	0	0	0	0	5	9	0.00	1.000										

Philadelphia Phillies @ New York Mets  
Shea Stadium, Flushing, NY  
Wed Aug 02 1972, 7:05 PM EDT  
Att: 22,733 - Unknown

AB 32  
R 3  
H 8  
RBI 3  
BB 3  
SO 7  
LOB 14





Batter	1	2	3	4	5	6	7	8	9	AB	R	H	RBI	BB	SO	LOB	TOP								
Denny Doyle, L (1,4) OBP: 0.297, SLG: 0.298	L5		HR			SH5-3 1B	CS BB		FC6-4	4	2	2	1	1	0	1									
Larry Bowa, S (1,6) OBP: 0.291, SLG: 0.291	F9		P6			SH5-3 1-2	CS 1-2		F7	4	1	1	0	0	0	1									
Tom Hutton, L (1,9) OBP: 0.365, SLG: 0.375 (8,3)	F9		L4			BB 1B SF7			SH1-3	2	1	0	0	1	0	0									
Willie Montanez, L (1,8) OBP: 0.316, SLG: 0.392		F8				BB 1-2 2-3				4	0	2	1	0	0	0									
Deron Johnson, R (1,3) OBP: 0.271, SLG: 0.321						BB 1B				2	0	1	1	2	0	0									
Ken Reynolds, L (8, PR) OBP: 0.150, SLG: 0.105	1B									0	0	0	0	0	0	0									
Mac Scarce, L (8,1)	1B					BB 1-2 2-3 3-4			IBB	0	0	0	0	0	0	0									
Don Money, R (1,5) OBP: 0.299, SLG: 0.341	F8					SF7			F3	3	0	0	1	0	0	3									
Bill Robinson, R (1,7) OBP: 0.269, SLG: 0.433						5-3			F9	4	0	1	0	0	1	4									
John Bateman, R (1,2) OBP: 0.282, SLG: 0.325										2	0	0	0	0	0	2									
Mike Ryan, R (5,2) OBP: 0.270, SLG: 0.321	F7					F5			F2	2	0	0	0	0	0	0									
Barry Lersch, S (1,1)										3	0	0	0	0	3	0									
Roger Freed, R (8,9) OBP: 0.303, SLG: 0.420			K			K			K	1	0	1	0	0	0	0									
									FC6-4 1B																
<b>Inning Stats</b>	R: 0 E: 0 K: 0 S: 3	H: 0 LOB: 0 BB: 0 P: 3	R: 0 E: 0 K: 0 S: 5	H: 2 LOB: 2 BB: 0 P: 5	R: 1 E: 0 K: 1 S: 6	H: 1 LOB: 0 BB: 0 P: 6	R: 0 E: 0 K: 0 S: 3	H: 0 LOB: 0 BB: 0 P: 3	R: 0 E: 0 K: 1 S: 5	H: 0 LOB: 0 BB: 0 P: 5	R: 2 E: 0 K: 0 S: 5	H: 2 LOB: 2 BB: 2 P: 13	R: 0 E: 0 K: 1 S: 4	H: 0 LOB: 0 BB: 1 P: 8	R: 1 E: 0 K: 1 S: 7	H: 2 LOB: 2 BB: 1 P: 11	R: 0 E: 0 K: 0 S: 4	H: 1 LOB: 1 BB: 0 P: 4	1B: 6 2B: 1 3B: 0 HR: 1	SF: 1 SAC: 2 DP: 0 HBP: 0	WP: 0 PB: 0 SB: 0 CS: 1	PA: 39			
<b>PITCHER</b>	IP	WLS	BF	H	R	ER	SO	BB	IBB	HBP	BLK	WP	HR	S	P	ERA	WHIP								
Gary Gentry, R (1,1) ERA: 3.78	5.1	L	23	5	3	3	2	2	0	0	0	0	1	25	33	5.06	1.312								
Bob Rauch, R (6,1) ERA: 3.39	1.2		5	0	0	0	1	1	0	0	0	0	0	6	10	0.00	0.600								
Ray Sadecki, L (8,1) ERA: 3.12	2.0		10	3	1	1	1	0	1	0	0	0	0	11	15	4.50	1.500								

Philadelphia Phillies @ New York Mets  
Shea Stadium, Flushing, NY  
Thu Aug 03 1972, 3:33 AM EDT  
Att: 28,506 - Unknown

AB 31  
R 4  
H 8  
RBI 4  
BB 4  
SO 4  
LOB 11



Batter	1	2	3	4	5	6	7	8	9	AB	R	H	RBI	BB	SO	LOB	BOTTOM								
Tommie Agee, R (1,8) OBP: 0.339, SLG: 0.398			6-3				5-3			3	0	1	1	1	0	1									
Wayne Garrett, L (1,5) OBP: 0.368, SLG: 0.270	2B		P5			BB			K	4	0	0	0	0	1	3									
Dave Schneck, L (1,9) OBP: 0.275, SLG: 0.365			P6				F8		K	3	0	0	0	1	1	0									
Ed Kranepool, L (1,3) OBP: 0.306, SLG: 0.335							F9			3	0	0	0	0	2										
Jim Beauchamp, R (8, PH) OBP: 0.203, SLG: 0.196	F8								1-3	1	0	0	0	0	0	0									
John Milner, L (1,7) OBP: 0.335, SLG: 0.420							4-3		F7	4	0	1	0	0	1	2									
Jim Fregosi, R (1,6) OBP: 0.300, SLG: 0.350			6-3				F7		K	4	0	1	0	0	1	1									
Ken Boswell, L (1,4) OBP: 0.224, SLG: 0.235										3	0	1	0	0	0	1									
Willie Mays, R (8, PH) OBP: 0.412, SLG: 0.366										0	0	0	0	1	0	0									
Duffy Dyer, R (1,2) OBP: 0.311, SLG: 0.425							1-3			3	1	1	0	0	0	1									
Gary Gentry, R (1,1) OBP: 0.205, SLG: 0.150										2	0	0	0	0	1	1									
Bob Rauch, R (6,1)										0	0	0	0	0	0	0									
Dave Marshall, L (7, PH) OBP: 0.312, SLG: 0.345										1	0	1	0	0	0	0									
Ray Sadecki, L (8,1)										0	0	0	0	0	0	0									
Cleon Jones, R (8, PH) OBP: 0.331, SLG: 0.357										1	0	0	0	0	2										
<b>Inning Stats</b>	R: 0 E: 0 K: 1 S: 6	H: 1 LOB: 2 BB: 1 P: 10	R: 0 E: 0 K: 0 S: 4	H: 1 LOB: 1 BB: 0 P: 4	R: 0 E: 0 K: 0 S: 3	H: 0 LOB: 0 BB: 0 P: 3	R: 0 E: 0 K: 0 S: 4	H: 1 LOB: 1 BB: 0 P: 4	R: 0 E: 0 K: 0 S: 4	H: 0 LOB: 0 BB: 0 P: 4	R: 1 E: 0 K: 1 S: 7	H: 2 LOB: 1 BB: 0 P: 7	R: 0 E: 0 K: 1 S: 5	H: 0 LOB: 0 BB: 0 P: 5	R: 0 E: 0 K: 1 S: 4	H: 0 LOB: 1 BB: 1 P: 9	1B: 4 2B: 2 3B: 0 HR: 0	SF: 0 SAC: 0 DP: 1 HBP: 1	WP: 0 PB: 0 SB: 0 CS: 0	PA: 36					
<b>PITCHER</b>	IP	WLS	BF	H	R	ER	SO	BB	IBB	HBP	BLK	WP	HR	S	P	ERA	WHIP								
Barry Lersch, R (1,1) ERA: 3.24	7.0	W	29	6	1	1	3	2	0	0	0	0	0	33	41	1.29	1.143								
Mac Scarce, L (8,1) ERA: 3.14	2.0	S	7	0	0	0	2	1	0	1	0	0	0	9	14	0.00	0.500								

Philadelphia Phillies @ New York Mets  
Shea Stadium, Flushing, NY  
Thu Aug 03 1972, 3:33 AM EDT  
Att: 28,506 - Unknown

AB 32  
R 1  
H 6  
RBI 1  
BB 3  
SO 5  
LOB 14





Batter	1	2	3	4	5	6	7	8	9	AB	R	H	RBI	BB	SO	LOB	TOP			
Bill North, S OBP: 0.239, SLG: 0.200 (1, 9)										4	1	1	0	0	0	0				
Glenn Beckert, R OBP: 0.295, SLG: 0.342 (1, 4)										4	0	1	0	0	0	0				
Billy Williams, L OBP: 0.389, SLG: 0.582 (1, 7)										3	0	0	1	0	0	0				
Joe Peppone, L OBP: 0.308, SLG: 0.412 (1, 3)										3	0	0	0	0	0	1				
Ron Santo, R OBP: 0.360, SLG: 0.476 (1, 5)										3	0	0	0	0	2	1				
Rick Monday, L OBP: 0.368, SLG: 0.398 (1, 8)										2	0	0	0	1	0	0				
Randy Hundley, R OBP: 0.263, SLG: 0.310 (1, 2)										3	0	0	0	0	1	1	AB 28 R 1 H 3 RBI 1 BB 1 SO 3 LOB 4			
Don Kessinger, S OBP: 0.357, SLG: 0.305 (1, 6)										3	0	1	0	0	0	0				
Fergie Jenkins, R OBP: 0.227, SLG: 0.235 (1, 1)										2	0	0	0	0	0	1				
Paul Popovich, S OBP: 0.221, SLG: 0.247 (7, 5)										1	0	0	0	0	0	0				
Dan McGinn, L OBP: 0.286, SLG: 0.571 (7, 1)										0	0	0	0	0	0	0				
<b>Inning Stats</b>	R: 1 E: 0 K: 1 S: 7	H: 2 LOB: 1 BB: 0 P: 7	R: 0 E: 0 K: 0 S: 2	H: 0 LOB: 0 BB: 1 P: 6	R: 0 E: 0 K: 0 S: 3	H: 0 LOB: 0 BB: 0 P: 3	R: 0 E: 0 K: 0 S: 3	H: 1 LOB: 1 BB: 0 P: 4	R: 0 E: 0 K: 0 S: 3	H: 0 LOB: 0 BB: 0 P: 5	R: 0 E: 0 K: 1 S: 5	H: 0 LOB: 0 BB: 0 P: 5	R: 0 E: 0 K: 0 S: 3	H: 0 LOB: 0 BB: 0 P: 3	R: 0 E: 0 K: 0 S: 3	H: 0 LOB: 0 BB: 0 P: 3	1B: 3 2B: 0 3B: 0 HR: 0	SF: 1 SAC: 0 DP: 1 HBP: 0	WP: 1 PB: 0 SB: 0 CS: 0	PA: 30
<b>PITCHER</b> Jim McAndrew, R ERA: 2.69 (1, 1)	IP: 9.0 WLS: W BF: 30 H: 3 R: 1 ER: 1 SO: 3 BB: 1 IBB: 0 HBP: 0 BLK: 0 WP: 1 HR: 0 S: 35 P: 39 ERA: 1.00 WHIP: 0.444															<b>PITCHER</b>				

Chicago Cubs @ New York Mets  
Shea Stadium, Flushing, NY  
Fri Aug 04 1972, 7:05 PM EDT  
Att: 43,992 - Unknown - 63 F

AB 28  
R 1  
H 3  
RBI 1  
BB 1  
SO 3  
LOB 4



Batter	1	2	3	4	5	6	7	8	9	AB	R	H	RBI	BB	SO	LOB	BOTTOM			
Tommie Agee, R OBP: 0.341, SLG: 0.411 (1, 9)										4	2	2	1	0	0	0				
Wayne Garrett, L OBP: 0.365, SLG: 0.276 (1, 5)										4	1	1	1	0	0	1				
Willie Mays, R OBP: 0.421, SLG: 0.392 (1, 8)										3	1	3	3	1	0	0				
Cleon Jones, R OBP: 0.326, SLG: 0.351 (1, 7)										4	0	0	0	0	1	3				
John Milner, L OBP: 0.338, SLG: 0.426 (1, 3)										4	1	2	0	0	1	0				
Jim Fregosi, R OBP: 0.296, SLG: 0.345 (1, 6)										4	0	0	0	0	0	3				
Ken Boswell, L OBP: 0.224, SLG: 0.232 (1, 4)										3	0	0	0	1	0	0	AB 30 R 6 H 9 RBI 6 BB 2 SO 3 LOB 8			
Duffy Dyer, R OBP: 0.311, SLG: 0.426 (1, 2)										2	1	1	1	0	1	0				
Jim McAndrew, R OBP: 0.074, SLG: 0.038 (1, 1)										2	0	0	0	0	0	1				
<b>Inning Stats</b>	R: 1 E: 0 K: 0 S: 4	H: 1 LOB: 0 BB: 0 P: 4	R: 0 E: 0 K: 0 S: 3	H: 0 LOB: 0 BB: 0 P: 3	R: 2 E: 1 K: 0 S: 6	H: 3 LOB: 1 BB: 0 P: 6	R: 1 E: 0 K: 0 S: 4	H: 1 LOB: 1 BB: 1 P: 8	R: 1 E: 0 K: 1 S: 8	H: 3 LOB: 2 BB: 0 P: 8	R: 0 E: 0 K: 1 S: 5	H: 0 LOB: 0 BB: 0 P: 5	R: 1 E: 0 K: 0 S: 3	H: 1 LOB: 0 BB: 1 P: 7	R: 0 E: 0 K: 1 S: 5	H: 0 LOB: 0 BB: 0 P: 5	1B: 5 2B: 3 3B: 0 HR: 2	SF: 1 SAC: 1 DP: 1 HBP: 0	WP: 0 PB: 0 SB: 0 CS: 0	PA: 34
<b>PITCHER</b> Fergie Jenkins, R ERA: 2.93 (1, 1)	IP: 6.0 WLS: L BF: 28 H: 9 R: 6 ER: 6 SO: 2 BB: 6 IBB: 0 HBP: 0 BLK: 0 WP: 0 HR: 2 S: 31 P: 35 ERA: 9.00 WHIP: 1.667															<b>PITCHER</b>				
<b>PITCHER</b> Dan McGinn, L ERA: 3.99 (7, 1)	IP: 2.0 WLS: L BF: 6 H: 0 R: 0 ER: 0 SO: 1 BB: 1 IBB: 0 HBP: 0 BLK: 0 WP: 0 HR: 0 S: 7 P: 11 ERA: 0.00 WHIP: 0.500															<b>PITCHER</b>				

Chicago Cubs @ New York Mets  
Shea Stadium, Flushing, NY  
Fri Aug 04 1972, 7:05 PM EDT  
Att: 43,992 - Unknown - 63 F

AB 30  
R 6  
H 9  
RBI 6  
BB 2  
SO 3  
LOB 8





Batter	1	2	3	4	5	6	7	8	9	AB	R	H	RBI	BB	SO	LOB	TOP				
<b>Bill North, S</b> OBP: 0.230, SLG: 0.191 (1, 8)	5-3		F3			F9		SH WP FC1-5 1B		3	1	0	0	0	0	1					
<b>Glenn Beckert, R</b> OBP: 0.294, SLG: 0.344 (1, 4)	3-1		5-3					FC1-5 WP 1B		4	1	1	0	0	0	3					
<b>Jose Cardenal, R</b> OBP: 0.340, SLG: 0.447 <b>Billy Williams, L</b> OBP: 0.388, SLG: 0.581 (8, PH) (8, 7)	F2							K		3	0	1	0	0	0	1					
<b>Jim Hickman, R</b> OBP: 0.393, SLG: 0.474 (1, 3)										4	1	2	2	0	2	1					
<b>Tommy Davis, R</b> OBP: 0.300, SLG: 0.316 <b>Rick Monday, L</b> OBP: 0.368, SLG: 0.398 (8, 8)										4	0	1	0	0	1	2					
<b>Carmen Fanzone, R</b> OBP: 0.356, SLG: 0.426 (1, 5)										3	0	2	1	1	0	0					
<b>Randy Hundley, R</b> OBP: 0.299, SLG: 0.305 (1, 2)										4	0	0	0	0	2	4					
<b>Paul Popovich, S</b> OBP: 0.225, SLG: 0.250 <b>Steve Hamilton, L</b> (7, 1) <b>Jack Aker, R</b> (9, 1)										3	0	1	0	0	0	1					
<b>Bill Bonham, R</b> OBP: 0.500, SLG: 0.333 <b>Don Kessinger, S</b> OBP: 0.356, SLG: 0.304 <b>Tom Phoebus, R</b> OBP: 0.067, SLG: 0.067 <b>Ron Santo, R</b> OBP: 0.361, SLG: 0.477 (6, PH) (6, 1) (7, 6)										0	0	0	0	0	0	0					
<b>Inning Stats</b>	R: 0 E: 0 K: 0 S: 3	H: 0 LOB: 0 BB: 0 P: 3	R: 0 E: 0 K: 1 S: 6	H: 2 LOB: 1 BB: 0 P: 6	R: 0 E: 0 K: 0 S: 4	H: 1 LOB: 1 BB: 0 P: 4	R: 0 E: 0 K: 1 S: 5	H: 1 LOB: 0 BB: 0 P: 5	R: 0 E: 0 K: 1 S: 5	H: 0 LOB: 0 BB: 0 P: 5	R: 1 E: 0 K: 1 S: 7	H: 2 LOB: 1 BB: 0 P: 7	R: 2 E: 0 K: 2 S: 10	H: 2 LOB: 1 BB: 0 P: 10	R: 0 E: 0 K: 1 S: 5	H: 0 LOB: 1 BB: 1 P: 9	1B: 5 2B: 4 3B: 0 HR: 0	SF: 0 SAC: 2 DP: 0 HBP: 0	WP: 1 PB: 0 CS: 1	PA: 36	
<b>PITCHER</b>	IP	WLS	BF	H	R	ER	SO	BB	IBB	HBP	BLK	WP	HR	S	P	ERA	WHIP				
<b>Jon Matlack, L</b> ERA: 2.05 <b>Danny Frisella, R</b> ERA: 2.6	7.0		26	7	1	1	4	0	0	0	0	0	0	34	34	1.29	1.000				
<b>PITCHER</b>	IP	WLS	BF	H	R	ER	SO	BB	IBB	HBP	BLK	WP	HR	S	P	ERA	WHIP				
<b>Tommie Agee, R</b> OBP: 0.342, SLG: 0.406 (1, 8)																					
<b>Wayne Garrett, L</b> OBP: 0.366, SLG: 0.275 (1, 5)																					
<b>Dave Marshall, L</b> OBP: 0.320, SLG: 0.345 <b>Danny Frisella, L</b> OBP: 0.250, SLG: 0.250 (8, 1)																					
<b>Cleon Jones, R</b> OBP: 0.328, SLG: 0.354 (1, 7)																					
<b>John Milner, L</b> OBP: 0.333, SLG: 0.420 <b>Willie Mays, R</b> OBP: 0.420, SLG: 0.389 (7, PH) (8, 8)																					
<b>Jim Fregosi, R</b> OBP: 0.295, SLG: 0.348 (1, 6)																					
<b>Ken Boswell, L</b> OBP: 0.229, SLG: 0.237 (1, 4)																					
<b>Duffy Dyer, R</b> OBP: 0.310, SLG: 0.422 (1, 2)																					
<b>Jon Matlack, L</b> OBP: 0.246, SLG: 0.176 <b>Ed Kranepool, L</b> OBP: 0.306, SLG: 0.335 <b>Jim Beauchamp, R</b> OBP: 0.200, SLG: 0.193 (9, PH) (8, 3)																					
<b>Inning Stats</b>	R: 2 E: 0 K: 0 S: 4	H: 2 LOB: 0 BB: 1 P: 8	R: 0 E: 0 K: 1 S: 6	H: 1 LOB: 1 BB: 0 P: 6	R: 0 E: 0 K: 1 S: 5	H: 2 LOB: 2 BB: 0 P: 7	R: 0 E: 0 K: 1 S: 7	H: 2 LOB: 2 BB: 0 P: 7	R: 0 E: 0 K: 0 S: 5	H: 1 LOB: 2 BB: 1 P: 10	R: 0 E: 0 K: 0 S: 4	H: 1 LOB: 2 BB: 1 P: 8	R: 0 E: 0 K: 1 S: 5	H: 0 LOB: 0 BB: 0 P: 5	R: 0 E: 0 K: 0 S: 2	H: 0 LOB: 0 BB: 0 P: 3	1B: 9 2B: 1 3B: 0 HR: 0	SF: 0 SAC: 0 DP: 2 HBP: 1	WP: 0 PB: 0 CS: 0	PA: 38	
<b>PITCHER</b>	IP	WLS	BF	H	R	ER	SO	BB	IBB	HBP	BLK	WP	HR	S	P	ERA	WHIP				
<b>Bill Bonham, R</b> ERA: 4.0 <b>Tom Phoebus, R</b> ERA: 3.25 <b>Steve Hamilton, L</b> ERA: 2.08 <b>Jack Aker, R</b> ERA: 2.66	5.0		22	6	2	2	4	2	0	0	0	0	0	8	12	0.00	2.400				
<b>PITCHER</b>	IP	WLS	BF	H	R	ER	SO	BB	IBB	HBP	BLK	WP	HR	S	P	ERA	WHIP				
<b>Tommie Agee, R</b> OBP: 0.342, SLG: 0.406 (8, 9)																					
<b>Wayne Garrett, L</b> OBP: 0.366, SLG: 0.275 (1, 5)																					
<b>Dave Marshall, L</b> OBP: 0.320, SLG: 0.345 <b>Danny Frisella, L</b> OBP: 0.250, SLG: 0.250 (8, 1)																					
<b>Cleon Jones, R</b> OBP: 0.328, SLG: 0.354 (1, 7)																					
<b>John Milner, L</b> OBP: 0.333, SLG: 0.420 <b>Willie Mays, R</b> OBP: 0.420, SLG: 0.389 (7, PH) (8, 8)																					
<b>Jim Fregosi, R</b> OBP: 0.295, SLG: 0.348 (1, 6)																					
<b>Ken Boswell, L</b> OBP: 0.229, SLG: 0.237 (1, 4)																					
<b>Duffy Dyer, R</b> OBP: 0.310, SLG: 0.422 (1, 2)																					
<b>Jon Matlack, L</b> OBP: 0.246, SLG: 0.176 <b>Ed Kranepool, L</b> OBP: 0.306, SLG: 0.335 <b>Jim Beauchamp, R</b> OBP: 0.200, SLG: 0.193 (9, PH) (8, 3)																					

Chicago Cubs @ New York Mets  
Shea Stadium, Flushing, NY  
Sat Aug 05 1972, 3:33 AM EDT  
Att: 34,266 - Unknown - 68 F

AB 33  
R 3  
H 9  
RBI 3  
BB 1  
SO 7  
LOB 17



Chicago Cubs @ New York Mets  
Shea Stadium, Flushing, NY  
Sat Aug 05 1972, 3:33 AM EDT  
Att: 34,266 - Unknown - 68 F

AB 34  
R 2  
H 9  
RBI 2  
BB 3  
SO 5  
LOB 15









Batter	1	2	3	4	5	6	7	8	9	10	11	12	13	AB	R	H	RBI	BB	SO	LOB	TOP			
<b>Tommie Agee, R</b> OBP: 0.344, SLG: 0.397			1-3	P3										4	0	0	0	2	2	1				
<b>Wayne Garrett, L</b> OBP: 0.261, SLG: 0.297							4-3							4	1	2	1	2	0	0				
<b>Dave Marshall, L</b> OBP: 0.296, SLG: 0.319	F7		F8				F8					F8		6	0	0	0	0	2	6				
<b>Cleon Jones, R</b> OBP: 0.335, SLG: 0.370							4-3							4	0	0	0	2	2	1				
<b>John Milner, L</b> OBP: 0.339, SLG: 0.440	F5								F7					5	0	1	0	1	0	1				
<b>Ken Boswell, L</b> OBP: 0.236, SLG: 0.245		P6	4-3											6	1	2	0	0	0	4				
<b>Duffy Dyer, R</b> OBP: 0.323, SLG: 0.438														6	0	3	1	0	2	1				
<b>Ted Martinez, R</b> OBP: 0.253, SLG: 0.276	F8													6	0	0	0	0	2	4				
<b>Tom Seaver, R</b> OBP: 0.222, SLG: 0.310														3	0	1	0	0	2	1				
<b>Tug McGraw, R</b> OBP: 0.143, SLG: 0.077														1	0	0	0	0	1	0				
<b>Inning Stats</b>	R: 1 E: 0 K: 1 S: 6	H: 1 LOB: 1 BB: 1 P: 10	R: 0 E: 0 K: 1 S: 6	H: 1 LOB: 1 BB: 0 P: 6	R: 0 E: 0 K: 0 S: 4	H: 1 LOB: 3 BB: 2 P: 12	R: 0 E: 0 K: 2 S: 8	H: 1 LOB: 1 BB: 0 P: 8	R: 0 E: 0 K: 0 S: 5	H: 0 LOB: 0 BB: 0 P: 7	R: 0 E: 0 K: 1 S: 5	H: 0 LOB: 0 BB: 0 P: 5	R: 0 E: 0 K: 2 S: 5	H: 0 LOB: 0 BB: 0 P: 5	R: 0 E: 0 K: 1 S: 7	H: 0 LOB: 0 BB: 0 P: 7	R: 0 E: 0 K: 2 S: 6	H: 2 LOB: 1 BB: 0 P: 6	R: 0 E: 0 K: 1 S: 6	H: 2 LOB: 1 BB: 0 P: 6	1B: 4 2B: 4 3B: 0 HR: 1	SF: 0 SAC: 1 DP: 1 HBP: 0	WIP: 0 PB: 0 SB: 1 CS: 0	PA: 53
<b>PITCHER</b>	IP	WLS	BF	H	R	ER	SO	BB	IBB	HBP	BLK	WP	HR	S	P	ERA	WHIP							
<b>Bob Gibson, R</b> ERA: 2.65	10.0	42	7	2	2	8	5	0	0	0	0	0	1	53	73	1.80	1.200							
<b>Diego Segui, R</b> ERA: 2.94	3.0	W	11	2	0	0	5	2	0	0	0	0	0	19	27	0.00	1.333							

New York Mets @ St. Louis Cardinals  
Busch Stadium, St. Louis, MO  
Mon Aug 07 1972, 7:05 PM CDT  
Att. 25,509 - Unknown

AB 45  
R 2  
H 9  
RBI 2  
BB 7  
SO 13  
LOB 19



Batter	1	2	3	4	5	6	7	8	9	10	11	12	13	AB	R	H	RBI	BB	SO	LOB	BOTTOM			
<b>Lou Brock, L</b> OBP: 0.349, SLG: 0.397			F7	1-3								F8		5	1	1	0	1	1	3				
<b>Ted Sizemore, R</b> OBP: 0.322, SLG: 0.352							6-3							5	1	3	1	1	1	2				
<b>Bernie Carbo, L</b> OBP: 0.301, SLG: 0.337							F5							4	0	0	0	0	2	4				
<b>Luis Melendez, R</b> OBP: 0.295, SLG: 0.346			5-3											1	0	0	0	0	1	1				
<b>Joe Torre, R</b> OBP: 0.338, SLG: 0.458														5	1	2	1	0	2	2				
<b>Ted Simmons, S</b> OBP: 0.322, SLG: 0.454	P6													5	0	1	0	0	1	2				
<b>Matty Alou, L</b> OBP: 0.355, SLG: 0.399				F9			1-3					F7		5	0	1	0	0	0	2				
<b>Jose Cruz, L</b> OBP: 0.287, SLG: 0.278										G3		1-3		4	0	0	0	1	2	1				
<b>Dal Maxvill, R</b> OBP: 0.298, SLG: 0.273										F8				4	0	0	1	1	2	1				
<b>Bob Gibson, R</b> OBP: 0.190, SLG: 0.429			6-3											4	0	0	0	0	2	3				
<b>Diego Segui, R</b> OBP: 0.091, SLG: 0.091							F9							1	0	0	0	0	1	0				
<b>Inning Stats</b>	R: 1 E: 0 K: 2 S: 8	H: 1 LOB: 1 BB: 1 P: 12	R: 0 E: 0 K: 2 S: 7	H: 1 LOB: 1 BB: 0 P: 7	R: 0 E: 0 K: 0 S: 4	H: 1 LOB: 1 BB: 0 P: 4	R: 1 E: 0 K: 1 S: 7	H: 2 LOB: 3 BB: 2 P: 15	R: 0 E: 1 K: 2 S: 8	H: 1 LOB: 1 BB: 0 P: 8	R: 0 E: 0 K: 2 S: 7	H: 0 LOB: 0 BB: 0 P: 7	R: 0 E: 0 K: 1 S: 5	H: 0 LOB: 0 BB: 0 P: 5	R: 0 E: 0 K: 3 S: 9	H: 0 LOB: 1 BB: 1 P: 13	R: 0 E: 0 K: 1 S: 5	H: 0 LOB: 0 BB: 0 P: 5	R: 0 E: 0 K: 1 S: 5	H: 1 LOB: 0 BB: 0 P: 1	1B: 6 2B: 2 3B: 0 HR: 1	SF: 0 SAC: 0 DP: 1 HBP: 0	WIP: 0 PB: 0 SB: 1 CS: 1	PA: 47
<b>PITCHER</b>	IP	WLS	BF	H	R	ER	SO	BB	IBB	HBP	BLK	WP	HR	S	P	ERA	WHIP							
<b>Tom Seaver, R</b> ERA: 3.19	8.0	33	7	2	2	9	3	0	0	0	0	0	0	48	60	2.25	1.250							
<b>Tug McGraw, L</b> ERA: 1.86	4.0	L	14	1	1	1	6	1	0	0	0	0	0	25	29	2.25	0.500							

New York Mets @ St. Louis Cardinals  
Busch Stadium, St. Louis, MO  
Mon Aug 07 1972, 7:05 PM CDT  
Att. 25,509 - Unknown

AB 43  
R 3  
H 8  
RBI 3  
BB 4  
SO 15  
LOB 21





Batter	1	2	3	4	5	6	7	8	9	AB	R	H	RBI	BB	SO	LOB	TOP										
<b>Tommie Agee, R</b> OBP: 0.342, SLG: 0.391 (1, 9)	0-0 1-3		0-0 F8	4-0 BB		0-0 P3		0-0 F8		4	0	0	0	1	0	1	<b>New York Mets @ St. Louis Cardinals</b> Busch Stadium, St. Louis, MO Tue Aug 08 1972, 7:05 PM CDT Att: 22,272 - Unknown										
<b>Wayne Garrett, L</b> OBP: 0.386, SLG: 0.321 (1, 5)	0-0 3B		0-0 F7	0-0 F9		0-0 2B		4-0 BB		4	0	2	0	1	0	3											
<b>Willie Mays, R</b> OBP: 0.415, SLG: 0.376 (1, 8)	0-0 6-3			0-0 6-3	0-0 P4	4-0 2B		0-3 K		4	0	0	0	1	1	2											
<b>Ed Kranepool, L</b> OBP: 0.308, SLG: 0.339 (1, 3)	0-0 F7			0-0 1B	0-0 1B	0-0 1B	0-0 SF8-6-3		0-0 6-3	4	1	2	1	0	0	1											
<b>John Milner, L</b> OBP: 0.340, SLG: 0.453 (1, 7)		0-0 HR		0-0 1B	0-3 K			0-3 K		5	2	2	2	0	3	1											
<b>Ken Boswell, L</b> OBP: 0.248, SLG: 0.256 (1, 4)	0-0 P6			0-0 1B	0-0 E8			4-0 BB		3	1	2	0	2	0	0											
<b>Duffy Dyer, R</b> OBP: 0.325, SLG: 0.430 (1, 2)		0-3 K		4-0 1B	4-0 1B			0-3 K		3	0	0	0	2	3	2											
<b>Ted Martinez, R</b> OBP: 0.253, SLG: 0.275 (1, 6)	0-0 1-3			0-0 1B	0-3 K					4	0	1	2	0	1	4											
<b>Gary Gentry, R</b> OBP: 0.205, SLG: 0.150 (1, 1)			0-0 F8					0-0 L3		0	0	0	0	0	0	0											
<b>Ray Sadecki, L</b> OBP: 0.222, SLG: 0.222 (1, 1)				0-0 F7						3	1	1	0	0	0	2											
<b>Danny Frisella, L</b> OBP: 0.200, SLG: 0.200 (7, 1)						2B 1B				1	0	0	0	0	0	0											
<b>Inning Stats</b>	R: 0 E: 0 K: 0 S: 4	H: 1 LOB: 1 BB: 0 P: 4	R: 1 E: 0 K: 1 S: 6	H: 1 LOB: 0 BB: 0 P: 6	R: 0 E: 0 K: 0 S: 3	H: 0 LOB: 0 BB: 0 P: 3	R: 3 E: 0 K: 0 S: 7	H: 4 LOB: 3 BB: 2 P: 15	R: 0 E: 1 K: 2 S: 9	H: 2 LOB: 3 BB: 1 P: 13	R: 1 E: 0 K: 0 S: 4	H: 2 LOB: 1 BB: 1 P: 8	R: 0 E: 0 K: 2 S: 7	H: 0 LOB: 1 BB: 1 P: 11	R: 0 E: 0 K: 1 S: 5	H: 0 LOB: 1 BB: 1 P: 9	R: 0 E: 0 K: 2 S: 7	H: 0 LOB: 1 BB: 1 P: 11	1B: 6 2B: 3 3B: 1 HR: 1	SF: 1 SAC: 0 DP: 1 HBP: 0	WP: 1 PB: 0 SB: 1 CS: 0	PA: 43					
<b>PITCHER</b>	IP	WLS	BF	H	R	ER	SO	BB	IBB	HBP	BLK	WP	HR	S	P	ERA	WHIP										
<b>Rick Wise, R</b> ERA: 3.73 (1, 1)	3.2		19	6	4	4	1	2	0	0	0	1	1	19	27	9.82	2.182										
<b>Joe Grzenda, L</b> ERA: 4.08 (4, 1)	1.0		5	2	0	0	1	0	0	0	0	0	0	7	7	0.00	2.000										
<b>Moe Drabowsky, R</b> ERA: 2.7 (5, 1)	0.2		6	2	1	1	1	0	2	0	0	0	0	6	14	13.50	3.000										
<b>John Cumberland, L</b> ERA: 8.03 (6, 1)	0.2		1	0	0	0	0	0	0	0	0	0	0	1	1	0.00	0.000										
<b>Dennis Higgins, R</b> ERA: 4.29 (7, 1)	3.0	W	12	0	0	0	5	3	0	0	0	0	0	19	31	0.00	1.000										
Batter	1	2	3	4	5	6	7	8	9	AB	R	H	RBI	BB	SO	LOB	BOTTOM										
<b>Lou Brock, L</b> OBP: 0.350, SLG: 0.398 (1, 7)	0-0 S E 1B		0-0 F8				0-3 K			4	1	2	0	0	1	0	<b>New York Mets @ St. Louis Cardinals</b> Busch Stadium, St. Louis, MO Tue Aug 08 1972, 7:05 PM CDT Att: 22,272 - Unknown										
<b>Ted Sizemore, R</b> OBP: 0.321, SLG: 0.348 (1, 4)	0-0 E5 1B		0-0 F9		0-0 F3		4-0 BB			3	1	0	0	1	0	1											
<b>Bernie Carbo, L</b> OBP: 0.389, SLG: 0.335 (1, 9)	0-0 WP SF9 1B		0-0 F8		0-0 F8		0-0 G4-6-3			4	1	1	1	0	0	2											
<b>Joe Torre, R</b> OBP: 0.362, SLG: 0.461 (1, 5)	0-0 WP 1B			0-0 1B		0-0 1B		0-0 F8		4	1	3	0	0	0	0											
<b>Ted Simmons, S</b> OBP: 0.321, SLG: 0.451 (1, 2)	4-0 1B BB		0-0 F9		0-0 G4-6-3		0-0 L9			3	0	0	0	1	0	2											
<b>Matty Alou, L</b> OBP: 0.357, SLG: 0.401 (1, 3)	0-0 P6			0-0 1B		0-0 F7		0-0 HR 1B		4	1	2	0	0	0	3											
<b>Jose Cruz, L</b> OBP: 0.285, SLG: 0.277 (1, 8)	0-0 SF9		0-0 F3			0-0 F8		0-0 HR		1	0	0	1	0	0	2											
<b>Luis Melendez, R</b> OBP: 0.297, SLG: 0.363 (6, PH) (7, 8)				0-0 F3				1-1 HR		2	1	1	2	0	0	0											
<b>Dal Maxvill, R</b> OBP: 0.297, SLG: 0.272 (1, 6)	0-0 1B		0-0 L8			0-0 F9		0-0 F8		4	0	1	1	0	0	2											
<b>Rick Wise, R</b> OBP: 0.293, SLG: 0.254 (1, 1) (4, 1) (5, 1) (6, 1) (6, PH) (7, 1)	0-3 K			0-0 4-3		0-0 F9				1	0	0	0	0	0	0											
<b>Inning Stats</b>	R: 4 E: 1 K: 1 S: 10	H: 4 LOB: 1 BB: 1 P: 14	R: 0 E: 0 K: 0 S: 3	H: 0 LOB: 0 BB: 0 P: 3	R: 0 E: 0 K: 0 S: 5	H: 2 LOB: 2 BB: 0 P: 5	R: 0 E: 0 K: 0 S: 4	H: 1 LOB: 1 BB: 0 P: 4	R: 0 E: 0 K: 0 S: 3	H: 0 LOB: 0 BB: 0 P: 3	R: 0 E: 0 K: 1 S: 4	H: 0 LOB: 1 BB: 1 P: 8	R: 0 E: 0 K: 0 S: 5	H: 2 LOB: 2 BB: 0 P: 5	R: 2 E: 0 K: 0 S: 5	H: 2 LOB: 0 BB: 0 P: 5	1B: 9 2B: 0 3B: 0 HR: 1	SF: 1 SAC: 0 DP: 2 HBP: 0	WP: 1 PB: 0 SB: 1 CS: 0	PA: 35							
<b>PITCHER</b>	IP	WLS	BF	H	R	ER	SO	BB	IBB	HBP	BLK	WP	HR	S	P	ERA	WHIP										
<b>Gary Gentry, R</b> ERA: 3.83 (1, 1)	0.2		8	4	4	1	0	1	0	0	0	0	0	21	21	0.00	0.750										
<b>Ray Sadecki, L</b> ERA: 2.7 (7, 1)	5.1		19	4	0	0	1	0	0	0	0	0	0	21	21	0.00	0.750										
<b>Danny Frisella, R</b> ERA: 2.87 (7, 1)	2.0	L	8	2	2	2	1	1	0	0	0	0	1	9	13	9.00	1.500										

AB	35
R	5
H	10
RBI	5
BB	7
SO	8
LOB	16



AB	32
R	6
H	10
RBI	5
BB	2
SO	2
LOB	14





Batter	1	2	3	4	5	6	7	8	9	AB	R	H	RBI	BB	SO	LOB	TOP										
<b>Tommie Agee, R</b> OBP: 0.335, SLG: 0.382 (1, 8)										6	0	0	0	0	3	4	<b>New York Mets @ St. Louis Cardinals</b> Busch Stadium, St. Louis, MO Wed Aug 09 1972, 7:05 PM CDT Att: 21,726 - Unknown										
<b>Wayne Garrett, L</b> OBP: 0.395, SLG: 0.327 (1, 5)										3	2	2	0	2	0	0											
<b>Dave Marshall, L</b> OBP: 0.321, SLG: 0.330 (1, 9)										3	3	2	1	2	0	1											
<b>Ed Kranepool, L</b> OBP: 0.315, SLG: 0.351 (1, 3)										5	0	3	3	0	0	3											
<b>John Milner, L</b> OBP: 0.341, SLG: 0.447 (1, 7)										3	0	0	0	2	1	2											
<b>Ken Boswell, L</b> OBP: 0.255, SLG: 0.275 (1, 4)										3	1	2	3	1	0	0											
<b>Duffy Dyer, R</b> OBP: 0.317, SLG: 0.418 (1, 2)										5	0	0	0	0	0	6											
<b>Lute Barnes, R</b> OBP: 0.833, SLG: 1.250 (1, 6)										3	2	2	0	2	0	0											
<b>Jim McAndrew, R</b> OBP: 0.100, SLG: 0.036 (1, 1)										2	0	0	1	1	0	5											
<b>Inning Stats</b>	R: 2 E: 1 K: 1 S: 6	H: 1 LOB: 2 BB: 3 P: 18	R: 1 E: 0 K: 1 S: 6	H: 1 LOB: 2 BB: 2 P: 14	R: 0 E: 0 K: 0 S: 3	H: 0 LOB: 0 BB: 0 P: 3	R: 0 E: 0 K: 0 S: 2	H: 0 LOB: 0 BB: 1 P: 6	R: 0 E: 0 K: 0 S: 4	H: 1 LOB: 1 BB: 0 P: 4	R: 2 E: 0 K: 0 S: 5	H: 2 LOB: 3 BB: 2 P: 5	R: 2 E: 0 K: 0 S: 6	H: 4 LOB: 3 BB: 2 P: 14	R: 1 E: 0 K: 1 S: 6	H: 1 LOB: 1 BB: 1 P: 10		R: 0 E: 0 K: 1 S: 6	H: 1 LOB: 2 BB: 1 P: 10	1B: 8 2B: 1 3B: 1 HR: 1	SF: 1 SAC: 2 DP: 2 HBP: 0	WP: 0 PB: 0 SB: 0 CS: 0	PA: 46				
<b>PITCHER</b>	IP	WLS	BF	H	R	ER	SO	BB	IBB	HBP	BLK	WP	HR	S	P	ERA	WHIP										
<b>Don Durham, R</b> ERA: 5.56 (1, 1)	1.2	L	11	1	3	3	2	5	0	0	0	0	0	10	30	16.20	3.600										
<b>John Cumberland, L</b> ERA: 8.06 (2, 1)	4.1		19	6	4	4	0	1	0	0	0	0	1	18	22	8.31	1.615										
<b>Ray Bare, R</b> ERA: (7, 1)	1.0		6	2	0	0	0	1	1	0	0	0	0	4	12	0.00	3.000										
<b>Joe Grzenda, L</b> ERA: 4.25 (8, 1)	1.0		5	1	1	1	1	1	0	0	0	0	0	6	10	9.00	2.000										
<b>Moe Drabowsky, R</b> ERA: 2.6 (9, 1)	1.0		5	1	0	0	1	1	0	0	0	0	0	6	10	0.00	2.000										
Batter	1	2	3	4	5	6	7	8	9	AB	R	H	RBI	BB	SO	LOB	BOTTOM										
<b>Matty Alou, L</b> OBP: 0.356, SLG: 0.402 (1, 3)										4	0	1	0	0	0	0	<b>New York Mets @ St. Louis Cardinals</b> Busch Stadium, St. Louis, MO Wed Aug 09 1972, 7:05 PM CDT Att: 21,726 - Unknown										
<b>Ted Sizemore, R</b> OBP: 0.317, SLG: 0.343 (1, 4)										4	0	0	0	0	0	1											
<b>Bernie Carbo, L</b> OBP: 0.386, SLG: 0.338 (1, 9)										4	1	1	0	0	1	1											
<b>Joe Torre, R</b> OBP: 0.360, SLG: 0.461 (1, 5)										4	1	1	0	0	0	2											
<b>Ted Simmons, S</b> OBP: 0.323, SLG: 0.454 (1, 2)										4	1	2	2	0	0	0											
<b>Luis Melendez, R</b> OBP: 0.305, SLG: 0.369 (1, 7)										2	0	1	0	2	0	1											
<b>Jose Cruz, L</b> OBP: 0.281, SLG: 0.272 (1, 8)										4	0	0	0	0	0	4											
<b>Dal Maxvill, R</b> OBP: 0.292, SLG: 0.268 (1, 6)										4	0	0	1	0	1	2											
<b>Don Durham, R</b> OBP: 0.500, SLG: 1.992 (2, 1)										0	0	0	0	0	0	0											
<b>John Cumberland, L</b> OBP: 0.077, SLG: 0.077 (7, 1)										2	0	0	0	0	0	1											
<b>Ed Crosby, L</b> OBP: 0.271, SLG: 0.259 (7, 9)										0	0	0	0	0	0	0											
<b>Joe Grzenda, R</b> (8, 1)										1	0	0	0	0	0	0											
<b>Moe Drabowsky, R</b> (9, 1)										0	0	0	0	0	0	0											
<b>Inning Stats</b>	R: 0 E: 0 K: 0 S: 3	H: 0 LOB: 0 BB: 0 P: 3	R: 2 E: 0 K: 0 S: 5	H: 2 LOB: 1 BB: 1 P: 9	R: 0 E: 0 K: 1 S: 5	H: 0 LOB: 0 BB: 0 P: 5	R: 0 E: 0 K: 0 S: 3	H: 0 LOB: 1 BB: 1 P: 7	R: 0 E: 0 K: 1 S: 5	H: 0 LOB: 0 BB: 0 P: 5	R: 1 E: 0 K: 0 S: 5	H: 2 LOB: 1 BB: 0 P: 5	R: 0 E: 0 K: 1 S: 5	H: 0 LOB: 0 BB: 0 P: 5	R: 0 E: 0 K: 0 S: 4	H: 1 LOB: 1 BB: 0 P: 4	R: 0 E: 0 K: 0 S: 4	H: 1 LOB: 1 BB: 0 P: 4	1B: 1 2B: 5 3B: 0 HR: 0	SF: 0 SAC: 0 DP: 0 HBP: 0	WP: 0 PB: 0 SB: 0 CS: 0	PA: 35					
<b>PITCHER</b>	IP	WLS	BF	H	R	ER	SO	BB	IBB	HBP	BLK	WP	HR	S	P	ERA	WHIP										
<b>Jim McAndrew, R</b> ERA: 2.72 (1, 1)	9.0	W	35	6	3	3	3	2	0	0	0	0	0	39	47	3.00	0.889										



Batter	1	2	3	4	5	6	7	8	9	AB	R	H	RBI	BB	SO	LOB	TOP
Tommie Agee, R OBP: 0.334, SLG: 0.380 (1, 8)										4	1	1	0	0	0	0	<b>New York Mets @ Chicago Cubs</b> Wrigley Field, Chicago, IL Fri Aug 11 1972, 3:33 AM CDT Att: 17,086 - Cloudy - 64 F
Wayne Garrett, L OBP: 0.394, SLG: 0.325 (1, 5)										4	0	1	0	0	0	0	
Dave Marshall, L OBP: 0.319, SLG: 0.356 (1, 9)										4	1	1	1	0	0	1	
Ed Kranepool, L OBP: 0.318, SLG: 0.359 (1, 3)										4	0	2	0	0	0	1	
John Milner, L OBP: 0.340, SLG: 0.441 (1, 7)										3	0	0	0	0	0	3	
Ken Boswell, L OBP: 0.251, SLG: 0.270 (1, 4)										4	0	0	0	0	0	2	
Duffy Dyer, R OBP: 0.313, SLG: 0.412 (1, 2)										3	0	0	0	0	0	0	
Lute Barnes, R OBP: 0.556, SLG: 0.714 (1, 6)										3	0	0	0	0	0	0	
Jon Matlack, L OBP: 0.237, SLG: 0.170 (1, 1)										2	0	0	0	0	1	0	
Dave Schneck, L OBP: 0.265, SLG: 0.351 (8, PH)										1	0	0	0	0	0	0	
Bob Rauch, R (8, 1)										0	0	0	0	0	0	0	
Danny Frisella, L OBP: 0.200, SLG: 0.200 (8, 1)										0	0	0	0	0	0	0	
<b>Inning Stats</b>	R: 1 E: 1 K: 0 S: 5	H: 2 LOB: 1 BB: 0 P: 5	R: 0 E: 0 K: 0 S: 3	H: 0 LOB: 0 BB: 0 P: 3	R: 0 E: 0 K: 1 S: 5	H: 0 LOB: 0 BB: 0 P: 5	R: 0 E: 0 K: 0 S: 3	H: 0 LOB: 1 BB: 0 P: 4	R: 0 E: 0 K: 0 S: 3	H: 0 LOB: 0 BB: 0 P: 3	R: 0 E: 0 K: 0 S: 3	H: 0 LOB: 0 BB: 0 P: 3	R: 0 E: 0 K: 0 S: 4	H: 1 LOB: 1 BB: 0 P: 4	1B: 3 2B: 1 3B: 0 HR: 1	SF: 0 SAC: 0 DP: 0 HBP: 1	WP: 0 PA: 33 PB: 0 SB: 0 CS: 0
<b>PITCHER</b> Mitt Pappas, R ERA: 3.46 (1, 1)	IP: 9.0 WLS: W BF: 33 H: 5 R: 2 ER: 2 SO: 1 BB: 0 IBB: 0 HBP: 1 BLK: 0 WP: 0 HR: 1 S: 34 P: 35 ERA: 2.00 WHIP: 0.556																

Batter	1	2	3	4	5	6	7	8	9	AB	R	H	RBI	BB	SO	LOB	BOTTOM		
Don Kessinger, S OBP: 0.360, SLG: 0.316 (1, 6)										4	0	1	0	0	1	3	<b>New York Mets @ Chicago Cubs</b> Wrigley Field, Chicago, IL Fri Aug 11 1972, 3:33 AM CDT Att: 17,086 - Cloudy - 64 F		
Jose Cardenal, R OBP: 0.334, SLG: 0.431 (1, 8) (8, 9)										5	1	2	1	0	0	0			
Billy Williams, L OBP: 0.398, SLG: 0.592 (1, 7)										4	0	1	0	1	1	2			
Bill North, S OBP: 0.228, SLG: 0.181 (9, 7)										0	0	0	0	0	0	0			
Jim Hickman, R OBP: 0.389, SLG: 0.466 (1, 9) (8, 3)										4	0	0	0	0	2	3			
Ron Santo, R OBP: 0.367, SLG: 0.483 (1, 5)										3	0	1	1	1	1	0			
Carmen Fanzone, R OBP: 0.352, SLG: 0.418 (1, 3)										3	0	0	0	0	1	4			
Rick Monday, L OBP: 0.365, SLG: 0.399 (8, 8)										1	1	1	0	0	0	0			
Randy Hundley, R OBP: 0.256, SLG: 0.297 (1, 2)										3	2	1	0	1	0	0			
Glenn Beckert, R OBP: 0.294, SLG: 0.340 (1, 4)										3	2	1	0	1	0	2			
Mitt Pappas, R OBP: 0.298, SLG: 0.341 (1, 1)										3	1	3	5	1	0	0			
<b>Inning Stats</b>	R: 1 E: 1 K: 0 S: 5	H: 3 LOB: 2 BB: 1 P: 9	R: 0 E: 0 K: 1 S: 5	H: 0 LOB: 1 BB: 1 P: 9	R: 0 E: 0 K: 1 S: 5	H: 0 LOB: 0 BB: 0 P: 5	R: 1 E: 0 K: 1 S: 7	H: 2 LOB: 2 BB: 1 P: 11	R: 0 E: 0 K: 2 S: 8	H: 1 LOB: 2 BB: 1 P: 12	R: 2 E: 0 K: 0 S: 4	H: 1 LOB: 0 BB: 1 P: 8	R: 0 E: 0 K: 1 S: 5	H: 0 LOB: 0 BB: 0 P: 5	R: 3 E: 1 K: 0 S: 7	H: 4 LOB: 1 BB: 0 P: 7	1B: 8 2B: 2 3B: 0 HR: 1	SF: 0 SAC: 1 DP: 1 HBP: 0	WP: 0 PA: 39 PB: 0 SB: 0 CS: 1
<b>PITCHER</b> Jon Matlack, L ERA: 2.18 (1, 1)	IP: 7.0 WLS: L BF: 32 H: 7 R: 4 ER: 4 SO: 0 BB: 5 IBB: 0 HBP: 0 BLK: 0 WP: 0 HR: 1 S: 39 P: 59 ERA: 5.14 WHIP: 1.714																		
Bob Rauch, R ERA: 6.55 (8, 1)	0.1	6	4	3	2	0	0	0	0	0	0	6	6	54.00	12.000				
Danny Frisella, R ERA: 2.83 (8, 1)	0.2	1	0	0	0	0	0	0	0	0	1	1	0.00	0.000					



Batter	1	2	3	4	5	6	7	8	9	10	AB	R	H	RBI	BB	SO	LOB	TOP
<b>Tommie Agee, R</b> OBP: 0.332, SLG: 0.388 (1, 9)	K		P4-3		P4		E3			HR	5	1	1	1	0	1	2	<b>New York Mets @ Chicago Cubs</b> Wrigley Field, Chicago, IL Sat Aug 12 1972, 3:33 AM CDT Alt. 32,229 - Sunny - 72 F
<b>Wayne Garrett, L</b> OBP: 0.389, SLG: 0.322 (1, 5)	K		1B		F9			3-1		K	5	0	1	0	0	2	1	
<b>Willie Mays, R</b> OBP: 0.422, SLG: 0.408 (1, 8)	BB		F8			HR		P4-3		2B	4	1	3	1	1	0	1	
<b>Cleon Jones, R</b> OBP: 0.329, SLG: 0.363 (1, 7)	K			6-3		6-3		P4-3		F9	5	0	0	0	0	1	3	
<b>John Milner, L</b> OBP: 0.348, SLG: 0.444 <b>Ed Kranepool, L</b> OBP: 0.318, SLG: 0.359 (1, 3) (10, 3)		P4-3	1B	P4-3	1B	G3-6	BB		2-3		3	0	2	0	2	1	1	
<b>Ken Boswell, L</b> OBP: 0.247, SLG: 0.285 (1, 4)	P4-3		P4-3	P4-3	1B	G3-6		P4-3			4	0	0	0	0	0	5	
<b>Duffy Dyer, R</b> OBP: 0.311, SLG: 0.408 (1, 2)		6-3		6-3							4	0	1	0	0	0	2	
<b>Ted Martinez, R</b> OBP: 0.254, SLG: 0.276 (1, 6)		1-3			1B		SH3-4	1B		P4	3	0	1	0	0	0	1	
<b>Tom Seaver, R</b> OBP: 0.209, SLG: 0.290 <b>Tug McGraw, R</b> OBP: 0.143, SLG: 0.077 (1, 1) (10, 1)			5-3		K		K			K	4	0	0	0	0	3	2	
<b>Inning Stats</b>	R: 0 E: 0 K: 3 S: 9	H: 0 LOB: 1 BB: 1 P: 13	R: 0 E: 0 K: 0 S: 4	H: 1 LOB: 1 BB: 0 P: 4	R: 0 E: 0 K: 0 S: 4	H: 1 LOB: 1 BB: 0 P: 4	R: 0 E: 0 K: 0 S: 4	H: 1 LOB: 1 BB: 0 P: 7	R: 0 E: 1 K: 1 S: 6	H: 1 LOB: 2 BB: 1 P: 8	R: 0 E: 0 K: 1 S: 5	H: 0 LOB: 0 BB: 0 P: 5	R: 1 E: 0 K: 2 S: 9	H: 2 LOB: 1 BB: 0 P: 9	1B: 5 2B: 2 3B: 0 HR: 2	SF: 0 SAC: 1 DP: 1 HBP: 0	WP: 0 PA: 41 PB: 0 SB: 3 CS: 0	
<b>PITCHER</b>	IP 9.1	WLS L	BF 39	H 9	R 2	ER 2	SO 7	BB 3	IBB 0	HBP 0	BLK 0	WP 0	HR 2	S 50	P 62	ERA 1.93	WHIP 1.286	
<b>Burt Hooton, R</b> ERA: 2.71 (1, 1)	0.1	1	0	0	0	0	0	0	0	0	0	0	0	1	1	0.00	0.000	
<b>Jack Aker, R</b> ERA: 3.07 (10, 1)	0.1	1	0	0	0	1	0	0	0	0	0	0	0	3	3	0.00	0.000	
<b>Steve Hamilton, L</b> ERA: 4.2 (10, 1)																		

**New York Mets @ Chicago Cubs**  
 Wrigley Field, Chicago, IL  
 Sat Aug 12 1972, 3:33 AM CDT  
 Alt. 32,229 - Sunny - 72 F

AB	37
R	2
H	9
RBI	2
BB	3
SO	8
LOB	18



Batter	1	2	3	4	5	6	7	8	9	10	AB	R	H	RBI	BB	SO	LOB	BOTTOM
<b>Don Kessinger, S</b> OBP: 0.358, SLG: 0.314 (1, 6)	K		1B		4-3			4-3		5-3	5	0	1	0	0	1	1	<b>New York Mets @ Chicago Cubs</b> Wrigley Field, Chicago, IL Sat Aug 12 1972, 3:33 AM CDT Alt. 32,229 - Sunny - 72 F
<b>Jose Cardenal, R</b> OBP: 0.338, SLG: 0.435 (1, 9)	G4-6-3		1B			2B		P4		F8	4	1	2	0	1	0	1	
<b>Billy Williams, L</b> OBP: 0.399, SLG: 0.593 (1, 7)	G4-6-3		1B			2B					3	0	1	0	1	0	2	
<b>Jim Hickman, R</b> OBP: 0.387, SLG: 0.460 (1, 3)		BB	K			K		F9			3	0	0	0	1	2	5	
<b>Ron Santo, R</b> OBP: 0.369, SLG: 0.484 (1, 5)		BB			F9					F8	3	0	1	1	1	0	0	
<b>Rick Monday, L</b> OBP: 0.361, SLG: 0.395 (1, 8)		BB				2B					4	0	0	0	0	3	3	
<b>J.C. Martin, L</b> OBP: 0.304, SLG: 0.300 <b>Randy Hundley, R</b> OBP: 0.255, SLG: 0.296 (1, 2) (8, 2)	G6-3					K					3	0	0	0	0	1	2	
<b>Paul Popovich, S</b> OBP: 0.247, SLG: 0.267 <b>Bill North, S</b> OBP: 0.228, SLG: 0.181 (1, 4) (10, PR)			F8			F5		F7			4	0	1	0	0	0	0	
<b>Burt Hooton, R</b> OBP: 0.153, SLG: 0.109 <b>Jack Aker, R</b> <b>Steve Hamilton, L</b> <b>Tommy Davis, R</b> OBP: 0.338, SLG: 0.292 (1, 1) (10, 1) (10, PH)			K			F9		F8		F4	3	0	0	0	0	1	0	
<b>Inning Stats</b>	R: 0 E: 0 K: 1 S: 4	H: 0 LOB: 0 BB: 1 P: 8	R: 0 E: 0 K: 1 S: 4	H: 0 LOB: 1 BB: 2 P: 12	R: 0 E: 0 K: 2 S: 7	H: 0 LOB: 0 BB: 0 P: 7	R: 0 E: 0 K: 0 S: 3	H: 0 LOB: 0 BB: 0 P: 3	R: 0 E: 0 K: 0 S: 4	H: 1 LOB: 1 BB: 0 P: 4	R: 0 E: 0 K: 1 S: 5	H: 0 LOB: 0 BB: 0 P: 5	R: 0 E: 0 K: 0 S: 4	H: 1 LOB: 1 BB: 0 P: 4	1B: 2 2B: 3 3B: 1 HR: 0	SF: 0 SAC: 0 DP: 2 HBP: 0	WP: 0 PA: 38 PB: 0 SB: 0 CS: 0	
<b>PITCHER</b>	IP 9.0	WLS W	BF 35	H 6	R 1	ER 1	SO 9	BB 4	IBB 0	HBP 0	BLK 0	WP 0	HR 0	S 49	P 65	ERA 1.00	WHIP 1.111	
<b>Tom Seaver, R</b> ERA: 3.08 (1, 1)	1.0	S	3	0	0	0	0	0	0	0	0	0	0	3	3	0.00	0.000	
<b>Tug McGraw, L</b> ERA: 1.83 (10, 1)																		

**New York Mets @ Chicago Cubs**  
 Wrigley Field, Chicago, IL  
 Sat Aug 12 1972, 3:33 AM CDT  
 Alt. 32,229 - Sunny - 72 F

AB	34
R	1
H	6
RBI	1
BB	4
SO	9
LOB	15





Batter	1	2	3	4	5	6	7	8	9	AB	R	H	RBI	BB	SO	LOB	TOP					
<b>Tommie Agee, R</b> OBP: 0.336, SLG: 0.402	0-0 WP 1B		0-0 HR		0-0 BB BB		0-0 F8	0-3 K		5	2	3	1	0	1	1						
<b>Wayne Garrett, L</b> OBP: 0.385, SLG: 0.314	0-0 F8		0-0 3-1		4-0 BB BB		0-0 F7		0-0 F9	4	0	0	0	1	0	1						
<b>Willie Mays, R</b> OBP: 0.422, SLG: 0.420	4-0 1B BB		0-3 K		0-0 L5		0-0 HR		0-0 6-3	4	1	1	1	1	1	2						
<b>Cleon Jones, R</b> OBP: 0.330, SLG: 0.361	0-0 L9		0-0 F9		0-0 F2		0-0 BB 1B		4-0 BB	4	0	1	0	1	0	4						
<b>John Milner, L</b> OBP: 0.354, SLG: 0.442	0-0 1-2 2-H			0-0 F2	4-0 FC6 BB		4-0 BB		0-0 P4-3	3	0	1	1	2	0	1						
<b>Ken Boswell, L</b> OBP: 0.247, SLG: 0.265	0-3 K2-3			0-0 1B P5	0-0 FC6		0-3 K			4	1	1	0	0	2	7						
<b>Duffy Dyer, R</b> OBP: 0.315, SLG: 0.410		0-3 K		0-0 P5 1B		0-0 4-3		0-0 FC1-6 1B		4	0	2	0	0	1	0						
<b>Ted Martinez, R</b> OBP: 0.250, SLG: 0.272		0-0 L7		0-0 P5		0-0 F3		0-0 FC1-6		4	0	0	1	0	0	2						
<b>Jerry Kosman, R</b> OBP: 0.286, SLG: 0.286		0-0 6-3		0-0 K		0-3 K		0-3 K		1	0	0	0	0	0	0						
<b>Gary Gentry, R</b> OBP: 0.285, SLG: 0.150										0	0	0	0	0	0	0						
<b>Dave Mendenhall, R</b> OBP: 0.225, SLG: 0.222										0	0	0	0	0	1	1						
<b>Ray Sadecki, L</b> OBP: 0.316, SLG: 0.353										0	0	0	0	0	0	0						
<b>Dave Schreck, L</b> OBP: 0.143, SLG: 0.246										0	0	0	0	0	1	0						
<b>Tug McGraw, L</b> OBP: 0.143, SLG: 0.277										0	0	0	0	0	0	0						
<b>Ed Kranepool, L</b> OBP: 0.261, SLG: 0.357										1	0	0	0	0	1	1						
<b>Danny Frisella, L</b> OBP: 0.200, SLG: 0.200										0	0	0	0	0	0	0						
<b>Inning Stats</b>	R: 1 E: 0 K: 1 S: 7	H: 2 LOB: 2 BB: 1 P: 11	R: 0 E: 0 K: 1 S: 5	H: 0 LOB: 0 BB: 0 P: 5	R: 1 E: 0 K: 1 S: 6	H: 1 LOB: 0 BB: 0 P: 6	R: 1 E: 0 K: 1 S: 7	H: 2 LOB: 1 BB: 2 P: 7	R: 0 E: 0 K: 1 S: 4	H: 0 LOB: 3 BB: 0 P: 12	R: 1 E: 0 K: 1 S: 7	H: 2 LOB: 2 BB: 1 P: 11	R: 0 E: 0 K: 2 S: 8	H: 1 LOB: 1 BB: 0 P: 8	R: 0 E: 0 K: 0 S: 3	H: 0 LOB: 1 BB: 1 P: 7	1B: 7 2B: 0 3B: 0 HR: 2	SF: 0 SAC: 0 DP: 0 HBP: 0	WP: 1 PB: 0 SB: 0 CS: 0	PA: 41		
<b>PITCHER</b>	IP WLS BF H R ER SO BB IBB HBP BLK WP HR S P ERA WHIP	IP WLS BF H R ER SO BB IBB HBP BLK WP HR S P ERA WHIP	IP WLS BF H R ER SO BB IBB HBP BLK WP HR S P ERA WHIP	IP WLS BF H R ER SO BB IBB HBP BLK WP HR S P ERA WHIP	IP WLS BF H R ER SO BB IBB HBP BLK WP HR S P ERA WHIP	IP WLS BF H R ER SO BB IBB HBP BLK WP HR S P ERA WHIP	IP WLS BF H R ER SO BB IBB HBP BLK WP HR S P ERA WHIP	IP WLS BF H R ER SO BB IBB HBP BLK WP HR S P ERA WHIP	IP WLS BF H R ER SO BB IBB HBP BLK WP HR S P ERA WHIP	IP WLS BF H R ER SO BB IBB HBP BLK WP HR S P ERA WHIP	IP WLS BF H R ER SO BB IBB HBP BLK WP HR S P ERA WHIP	IP WLS BF H R ER SO BB IBB HBP BLK WP HR S P ERA WHIP	IP WLS BF H R ER SO BB IBB HBP BLK WP HR S P ERA WHIP	IP WLS BF H R ER SO BB IBB HBP BLK WP HR S P ERA WHIP	IP WLS BF H R ER SO BB IBB HBP BLK WP HR S P ERA WHIP	IP WLS BF H R ER SO BB IBB HBP BLK WP HR S P ERA WHIP	IP WLS BF H R ER SO BB IBB HBP BLK WP HR S P ERA WHIP	IP WLS BF H R ER SO BB IBB HBP BLK WP HR S P ERA WHIP	IP WLS BF H R ER SO BB IBB HBP BLK WP HR S P ERA WHIP	IP WLS BF H R ER SO BB IBB HBP BLK WP HR S P ERA WHIP	IP WLS BF H R ER SO BB IBB HBP BLK WP HR S P ERA WHIP	
<b>Fergie Jenkins, R</b> ERA: 2.99	(1, 1)	6.2	W	32	8	4	4	4	5	4	0	0	0	0	0	0	1	2	38	54	5.40	1.800
<b>Jack Aker, R</b> ERA: 2.91	(7, 1)	2.1	S	9	1	0	0	0	3	1	0	0	0	0	0	0	0	0	14	18	0.00	0.857

New York Mets @ Chicago Cubs  
Wrigley Field, Chicago, IL  
Sun Aug 13 1972, 3:33 AM CDT  
Att: 32,434 - Unknown - 73 F

AB 36  
R 4  
H 9  
RBI 4  
BB 5  
SO 8  
LOB 20



Batter	1	2	3	4	5	6	7	8	9	AB	R	H	RBI	BB	SO	LOB	BOTTOM					
<b>Don Kessinger, S</b> OBP: 0.363, SLG: 0.319	0-0 1B 1B		0-0 L3		4-0 BB		0-0 2B BB 1B		0-0 F9 1B 1B	4	3	3	0	1	0	1						
<b>Jose Cardenal, R</b> OBP: 0.341, SLG: 0.440	0-0 1B SF9 1B		0-0 4-3		0-0 F8		0-0 BB 2B		0-0 1B E 1B	5	2	3	0	0	0	2						
<b>Billy Williams, L</b> OBP: 0.399, SLG: 0.589	0-0 FC6-4 1-3 2-H 1B		0-0 3-1		0-0 F9		4-0 BB IBB		0-0 F9	4	0	1	1	1	0	3						
<b>Jim Hickman, R</b> OBP: 0.384, SLG: 0.455	0-0 P6		0-0 E8 2B		0-0 F3		0-3 K		0-0 S 1-3 3-H 1B	5	1	1	1	0	1	5						
<b>Ron Santo, R</b> OBP: 0.369, SLG: 0.481	0-0 SF9		4-0 2B BB		0-0 5-3		4-0 FC6-4 BB		0-3 K	2	0	0	2	2	1	1						
<b>Glenn Beckert, R</b> OBP: 0.296, SLG: 0.345	0-0 FC6-4		0-0 1-3 3-H 2B		0-0 1B		0-0 FC6-4		0-3 K	4	0	2	1	0	0	4						
<b>Jack Aker, R</b> ERA: 2.91	(7, 1)	2.1	S	9	1	0	0	0	3	1	0	0	0	0	0	0						
<b>Randy Hundley, R</b> OBP: 0.258, SLG: 0.309		0-0 HR		0-0 F5		0-0 1-2 1B		0-0 5-3		4	1	2	1	0	0	2						
<b>Bill North, S</b> OBP: 0.229, SLG: 0.173		4-0 SH1-4 BB		0-0 F7		0-0 6-3		0-0 F8		3	0	0	0	1	0	4						
<b>Fergie Jenkins, R</b> OBP: 0.228, SLG: 0.270	(1, 1)	6.2	W	32	8	4	4	4	5	4	0	0	0	0	0	0	1	2	38	54	5.40	1.800
<b>Paul Popovich, S</b> OBP: 0.245, SLG: 0.264	(7, 4)	2.0	S	9	1	0	0	0	3	1	0	0	0	0	0	0	0	0	14	18	0.00	0.857
<b>Inning Stats</b>	R: 2 E: 0 K: 0 S: 6	H: 3 LOB: 1 BB: 0 P: 6	R: 1 E: 0 K: 0 S: 4	H: 1 LOB: 1 BB: 1 P: 8	R: 1 E: 1 K: 0 S: 5	H: 1 LOB: 2 BB: 1 P: 9	R: 0 E: 0 K: 0 S: 3	H: 0 LOB: 1 BB: 1 P: 7	R: 0 E: 0 K: 2 S: 9	H: 2 LOB: 2 BB: 0 P: 17	R: 0 E: 0 K: 0 S: 3	H: 0 LOB: 0 BB: 0 P: 3	R: 2 E: 0 K: 2 S: 10	H: 3 LOB: 1 BB: 0 P: 10	R: 1 E: 0 K: 2 S: 8	H: 3 LOB: 1 BB: 0 P: 10	1B: 9 2B: 2 3B: 0 HR: 1	SF: 1 SAC: 1 DP: 0 HBP: 0	WP: 0 PB: 0 SB: 2 CS: 0	PA: 42		
<b>PITCHER</b>	IP WLS BF H R ER SO BB IBB HBP BLK WP HR S P ERA WHIP	IP WLS BF H R ER SO BB IBB HBP BLK WP HR S P ERA WHIP	IP WLS BF H R ER SO BB IBB HBP BLK WP HR S P ERA WHIP	IP WLS BF H R ER SO BB IBB HBP BLK WP HR S P ERA WHIP	IP WLS BF H R ER SO BB IBB HBP BLK WP HR S P ERA WHIP	IP WLS BF H R ER SO BB IBB HBP BLK WP HR S P ERA WHIP	IP WLS BF H R ER SO BB IBB HBP BLK WP HR S P ERA WHIP	IP WLS BF H R ER SO BB IBB HBP BLK WP HR S P ERA WHIP	IP WLS BF H R ER SO BB IBB HBP BLK WP HR S P ERA WHIP	IP WLS BF H R ER SO BB IBB HBP BLK WP HR S P ERA WHIP	IP WLS BF H R ER SO BB IBB HBP BLK WP HR S P ERA WHIP	IP WLS BF H R ER SO BB IBB HBP BLK WP HR S P ERA WHIP	IP WLS BF H R ER SO BB IBB HBP BLK WP HR S P ERA WHIP	IP WLS BF H R ER SO BB IBB HBP BLK WP HR S P ERA WHIP	IP WLS BF H R ER SO BB IBB HBP BLK WP HR S P ERA WHIP	IP WLS BF H R ER SO BB IBB HBP BLK WP HR S P ERA WHIP	IP WLS BF H R ER SO BB IBB HBP BLK WP HR S P ERA WHIP	IP WLS BF H R ER SO BB IBB HBP BLK WP HR S P ERA WHIP	IP WLS BF H R ER SO BB IBB HBP BLK WP HR S P ERA WHIP	IP WLS BF H R ER SO BB IBB HBP BLK WP HR S P ERA WHIP	IP WLS BF H R ER SO BB IBB HBP BLK WP HR S P ERA WHIP	IP WLS BF H R ER SO BB IBB HBP BLK WP HR S P ERA WHIP
<b>Jerry Kosman, L</b> ERA: 3.85	(1, 1)	1.0	L	7	4	3	3	0	0	0	0	0	0	0	0	0	0	0	8	16	0.00	1.500
<b>Gary Gentry, R</b> ERA: 3.77	(2, 1)	2.0		10	1	1	0	0	0	2	0	0	0	0	0	0	0	0	8	12	0.00	1.500
<b>Ray Sadecki, L</b> ERA: 2.57	(4, 1)	2.0		9	2	0	0	0	0	1	0	0	0	0	0	0	0	0	8	12	0.00	1.500
<b>Tug McGraw, L</b> ERA: 1.9	(6, 1)	2.0		10	2	1	1	2	2	1	1	0	0	0	0	0	0	0	12	20	4.50	1.500
<b>Danny Frisella, R</b> ERA: 2.96	(8, 1)	1.0		6	3	2	1	2	0	0	0	0	0	0	0	0	0	0	10	10	9.00	3.000

New York Mets @ Chicago Cubs  
Wrigley Field, Chicago, IL  
Sun Aug 13 1972, 3:33 AM CDT  
Att: 32,434 - Unknown - 73 F

AB 35  
R 7  
H 12  
RBI 6  
BB 5  
SO 4  
LOB 23





Batter	1	2	3	4	5	6	7	8	9	AB	R	H	RBI	BB	SO	LOB	TOP					
Ralph Garr, L OBP: 0.364, SLG: 0.419 (1, 7)										3	0	1	0	1	0	3						
Darrell Evans, L OBP: 0.377, SLG: 0.430 (1, 5)										4	0	1	0	0	1	2						
Hank Aaron, R OBP: 0.390, SLG: 0.487 (1, 3)										3	0	0	0	1	0	1						
Earl Williams, R OBP: 0.346, SLG: 0.466 (1, 2)										4	0	0	0	0	0	2						
Dusty Baker Jr., R OBP: 0.372, SLG: 0.462 (1, 8)										4	0	0	0	0	0	2						
Mike Lum, L OBP: 0.319, SLG: 0.354 (1, 9)										3	0	0	0	1	2	2						
Felix Millan, R OBP: 0.297, SLG: 0.312 (1, 4)										3	0	1	0	0	0	1						
Marty Perez, R OBP: 0.267, SLG: 0.259 (8, PH)										2	0	0	0	0	0	1						
Sonny Jackson, L OBP: 0.266, SLG: 0.246 (8, 6)										1	0	1	0	0	0	0						
Ron Schueler, R OBP: 0.231, SLG: 0.237 (8, PH)										2	0	1	0	0	0	0						
Jim Breazeale, L OBP: 0.209, SLG: 0.447 (8, PH)										0	0	0	0	0	0	0						
Oscar Brown, R OBP: 0.216, SLG: 0.321 (8, 1)										1	0	0	0	0	0	2						
Joe Hoerner, R (8, 1)										0	0	0	0	0	0	0						
<b>Inning Stats</b>	R: 0 E: 0 K: 0 S: 2	H: 0 LOB: 0 BB: 1 P: 6	R: 0 E: 0 K: 1 S: 5	H: 0 LOB: 0 BB: 0 P: 5	R: 0 E: 0 K: 0 S: 4	H: 2 LOB: 1 BB: 0 P: 4	R: 0 E: 0 K: 0 S: 3	H: 0 LOB: 0 BB: 0 P: 3	R: 0 E: 0 K: 1 S: 5	H: 0 LOB: 0 BB: 0 P: 5	R: 0 E: 0 K: 0 S: 6	H: 1 LOB: 1 BB: 0 P: 6	R: 0 E: 0 K: 0 S: 3	H: 0 LOB: 0 BB: 0 P: 3	R: 0 E: 0 K: 0 S: 4	H: 1 LOB: 2 BB: 1 P: 8	R: 0 E: 0 K: 0 S: 4	H: 1 LOB: 2 BB: 1 P: 8	1B: 5 2B: 0 3B: 0 HR: 0	SF: 0 SAC: 0 DP: 2 HBP: 0	WP: 0 PB: 0 CS: 0	PA: 33
<b>PITCHER</b>	IP	WLS	BF	H	R	ER	SO	BB	IBB	HBP	BLK	WP	HR	S	P	ERA	WHIP					
Jim McAndrew, R ERA: 2.53 (1, 1)	7.1	W	26	4	0	0	3	2	0	0	0	0	0	30	38	0.00	0.818					
Tug McGraw, L ERA: 1.95 (8, 1)	1.2	S	7	1	0	0	0	1	0	0	0	0	0	6	10	0.00	1.200					

Atlanta Braves @ New York Mets  
Shea Stadium, Flushing, NY  
Tue Aug 15 1972, 7:05 PM EDT  
Att: 34,782 - Unknown

AB 30  
R 0  
H 5  
RBI 0  
BB 3  
SO 3  
LOB 16



Batter	1	2	3	4	5	6	7	8	9	AB	R	H	RBI	BB	SO	LOB	BOTTOM				
Tommie Agee, R OBP: 0.335, SLG: 0.410 (1, 8)										4	1	1	2	0	0	1					
Wayne Garrett, L OBP: 0.387, SLG: 0.324 (1, 5)										4	1	2	1	0	1	0					
Dave Schneck, L OBP: 0.261, SLG: 0.341 (1, 9)										4	0	1	0	0	2	3					
Ed Kranepool, L OBP: 0.325, SLG: 0.379 (1, 3)										4	1	3	2	0	0	2					
John Milner, L OBP: 0.348, SLG: 0.435 (1, 7)										4	0	0	0	0	0	2					
Ken Boswell, L OBP: 0.243, SLG: 0.261 (1, 4)										4	0	0	0	0	2	1					
Duffy Dyer, R OBP: 0.311, SLG: 0.404 (1, 2)										3	0	0	0	0	0	0					
Ted Martinez, R OBP: 0.247, SLG: 0.268 (1, 6)										3	0	0	0	0	0	0					
Jim McAndrew, R OBP: 0.125, SLG: 0.067 (8, 1)										2	1	1	0	0	0	0					
Tug McGraw, R OBP: 0.200, SLG: 0.143 (8, 1)										1	1	1	0	0	0	0					
<b>Inning Stats</b>	R: 0 E: 0 K: 0 S: 3	H: 1 LOB: 0 BB: 0 P: 3	R: 1 E: 0 K: 1 S: 6	H: 1 LOB: 0 BB: 0 P: 6	R: 1 E: 1 K: 1 S: 8	H: 2 LOB: 2 BB: 0 P: 8	R: 0 E: 0 K: 0 S: 3	H: 0 LOB: 0 BB: 0 P: 3	R: 0 E: 0 K: 1 S: 6	H: 1 LOB: 1 BB: 0 P: 6	R: 0 E: 0 K: 1 S: 5	H: 0 LOB: 0 BB: 0 P: 5	R: 0 E: 0 K: 1 S: 9	H: 4 LOB: 1 BB: 0 P: 9	R: 3 E: 0 K: 1 S: 9	H: 4 LOB: 1 BB: 0 P: 9	1B: 6 2B: 1 3B: 0 HR: 2	SF: 0 SAC: 0 DP: 0 HBP: 0	WP: 0 PB: 0 CS: 1	PA: 34	
<b>PITCHER</b>	IP	WLS	BF	H	R	ER	SO	BB	IBB	HBP	BLK	WP	HR	S	P	ERA	WHIP				
Ron Schueler, R ERA: 4.27 (1, 1)	7.0	L	26	5	2	1	4	0	0	0	0	0	1	34	34	1.29	0.714				
Joe Hoerner, L ERA: 4.24 (8, 1)	1.0		7	4	3	3	1	0	0	0	0	0	1	9	9	27.00	4.000				

Atlanta Braves @ New York Mets  
Shea Stadium, Flushing, NY  
Tue Aug 15 1972, 7:05 PM EDT  
Att: 34,782 - Unknown

AB 33  
R 5  
H 9  
RBI 5  
BB 0  
SO 5  
LOB 9





Batter	1	2	3	4	5	6	7	8	9	AB	R	H	RBI	BB	SO	LOB	TOP
Ralph Garr, L (1,7) OBP: 0.368, SLG: 0.422	0-0 CS 1B			0-0 1B		0-0 E FC5-4 1B		0-0 6-3		4	1	3	0	0	0	0	
Darrell Evans, L (1,5) OBP: 0.375, SLG: 0.428	0-3 K			0-3 K		0-0 E8 FC5-4 1B		0-0 3-1		4	1	1	0	0	2	2	
Hank Aaron, R (1,3) OBP: 0.391, SLG: 0.494	0-0 5-3			0-0 L8		4-0 FC5-4 IBB		0-0 HR		3	1	1	1	1	0	1	
Earl Williams, R (1,2) OBP: 0.345, SLG: 0.464		0-3 K		0-0 F7		0-0 FC5-4 1B		0-0 1B		4	0	1	1	0	1	3	
Dusty Baker Jr., R (1,8) OBP: 0.371, SLG: 0.459		0-0 6-3			0-0 6-3		0-0 1B	0-0 F8		4	0	1	1	0	0	1	
Felix Milten, R (1,4) OBP: 0.299, SLG: 0.314		0-0 F9			0-0 1B		0-0 F7		0-0 CS 1B	4	0	2	0	0	0	2	
Oscar Brown, R (1,9) OBP: 0.209, SLG: 0.310			0-0 P3		0-3 K		0-0 5-3		0-0 6-3	4	0	0	0	0	1	2	
Marty Perez, R (1,6) OBP: 0.264, SLG: 0.256			0-0 F9		0-0 P4		0-3 K		0-3 K	4	0	0	0	0	2	1	
Phil Niekro, R (1,1) OBP: 0.219, SLG: 0.254			0-0 5-3			0-0 F3	0-0 F9			3	0	0	0	0	0	0	
<b>Inning Stats</b>	R: 0 E: 0 K: 1 S: 5	H: 1 LOB: 0 BB: 0 P: 5	R: 0 E: 0 K: 1 S: 5	H: 0 LOB: 0 BB: 0 P: 5	R: 0 E: 0 K: 0 S: 3	H: 0 LOB: 0 BB: 0 P: 3	R: 0 E: 0 K: 1 S: 6	H: 1 LOB: 1 BB: 0 P: 6	R: 0 E: 0 K: 1 S: 6	H: 0 LOB: 0 BB: 0 P: 5	R: 1 E: 0 K: 0 S: 5	H: 2 LOB: 1 BB: 0 P: 5	R: 0 E: 0 K: 1 S: 5	H: 1 LOB: 0 BB: 0 P: 5	1B: 8 2B: 0 3B: 0 HR: 1	SF: 0 SAC: 0 DP: 0 HBP: 0	WP: 0 PA: 35 CS: 2
<b>PITCHER</b>	IP WLS BF H R ER SO BB IBB HBP BLK WP HR S P ERA WHIP																
Jon Matlack, L (1,1) ERA: 2.19	7.0 L 27 6 2 2 5 0 0 1 0 0 0 0 0 36 40 2.57 0.857																
Gary Gentry, R (8,1) ERA: 3.75	2.0 8 3 1 1 1 0 0 0 0 0 0 1 10 10 4.50 1.500																

Atlanta Braves @ New York Mets  
Shea Stadium, Flushing, NY  
Wed Aug 16 1972, 7:05 PM EDT  
Att: 33,827 - Unknown

AB 34  
R 3  
H 9  
RBI 3  
BB 1  
SO 6  
LOB 12



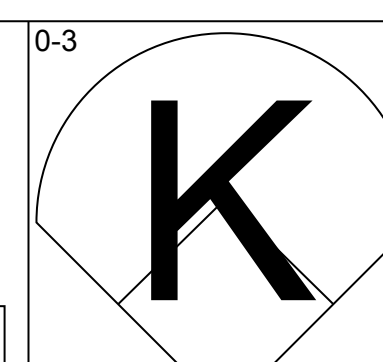
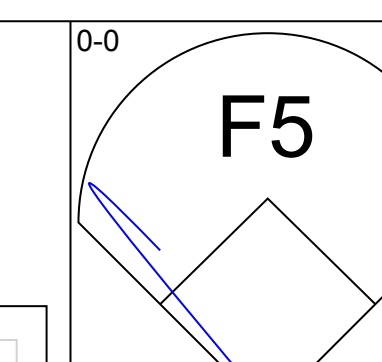
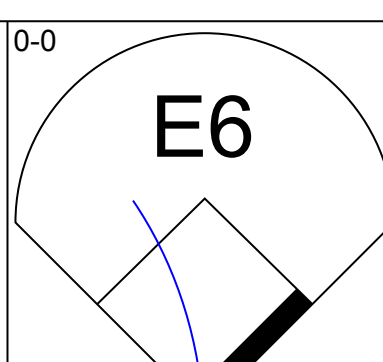
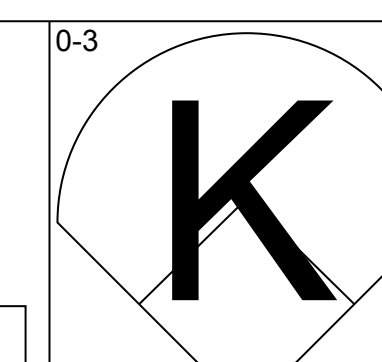
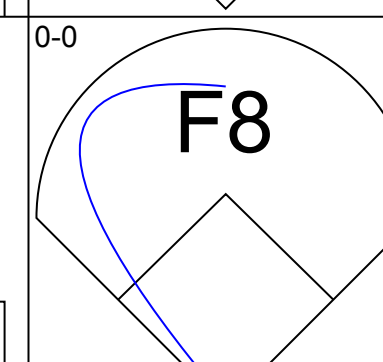
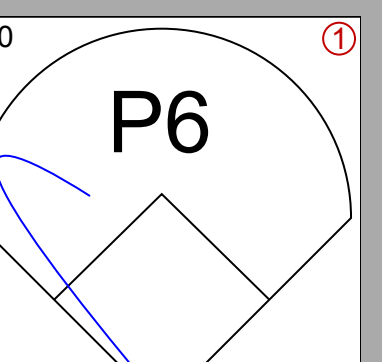
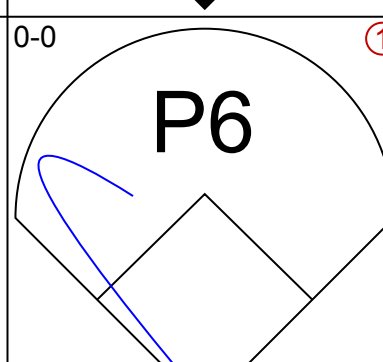
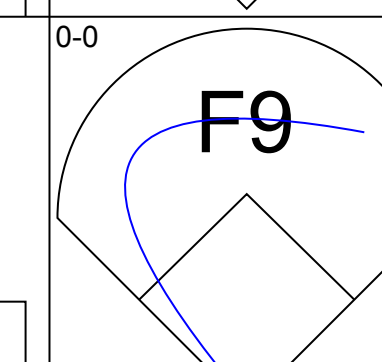
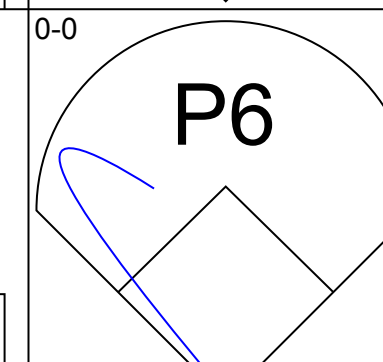
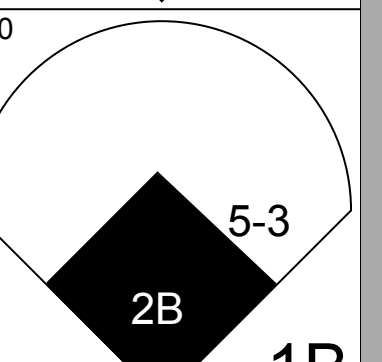
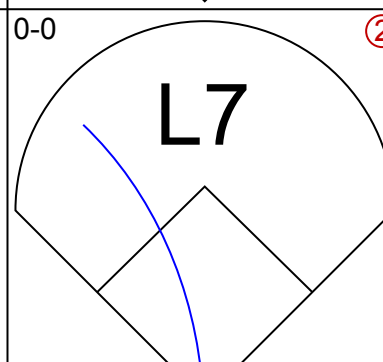
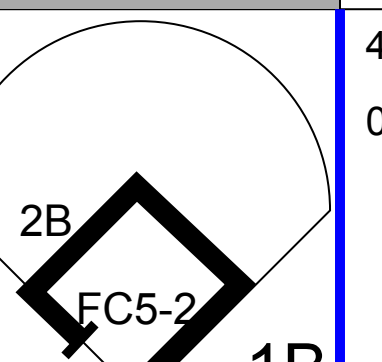
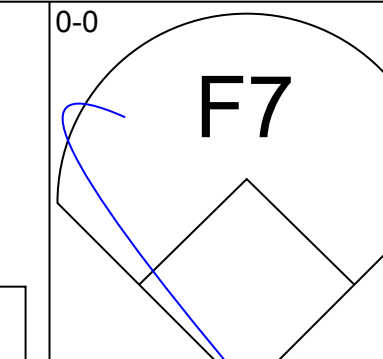
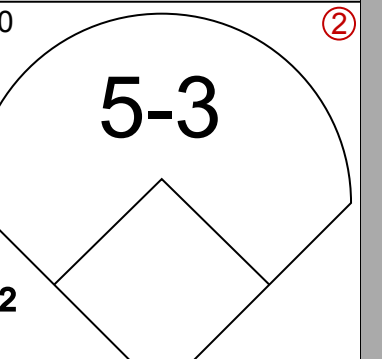
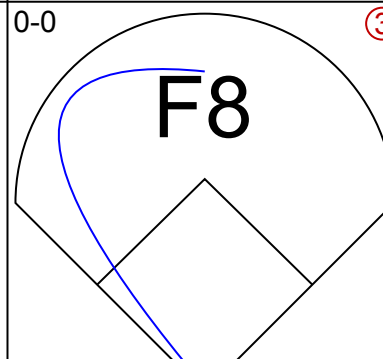
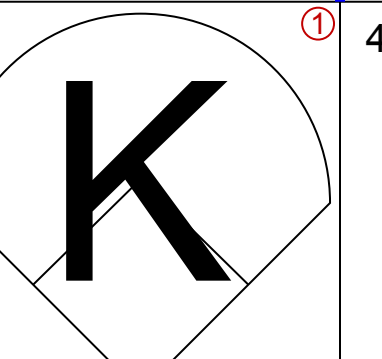
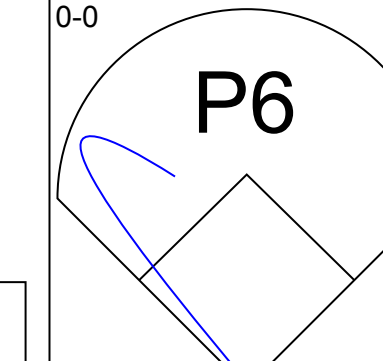
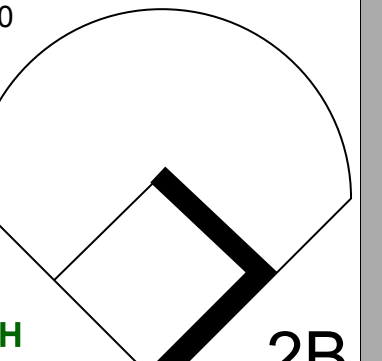
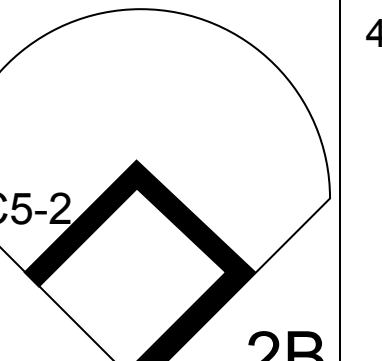
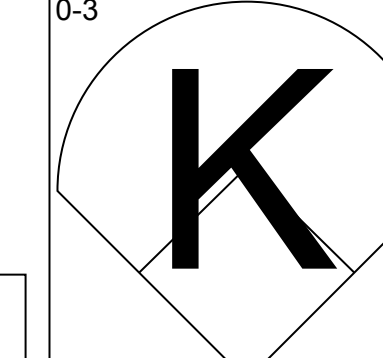
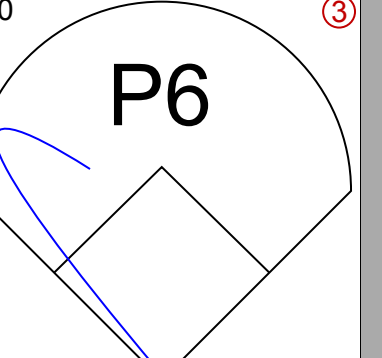
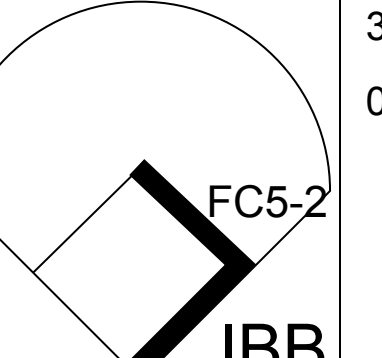
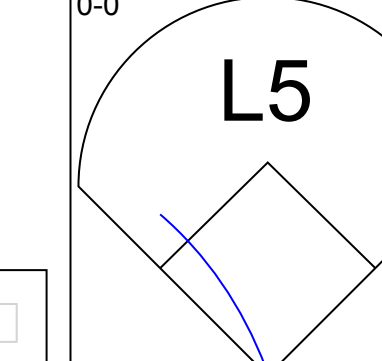
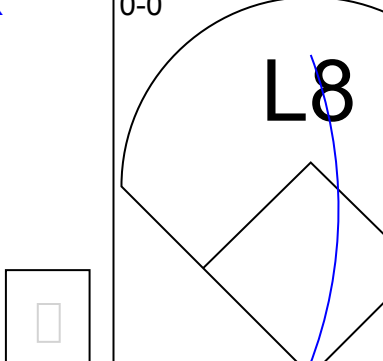
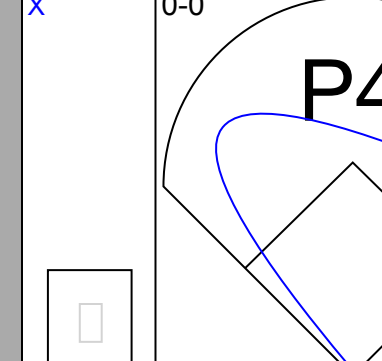
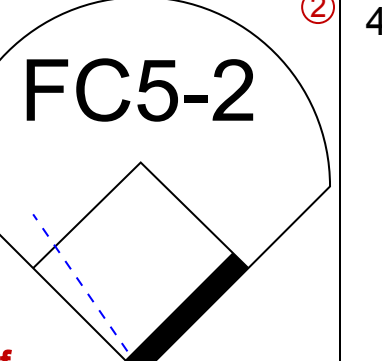
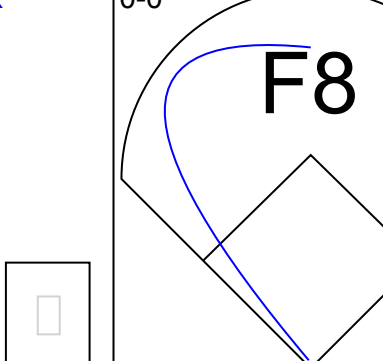
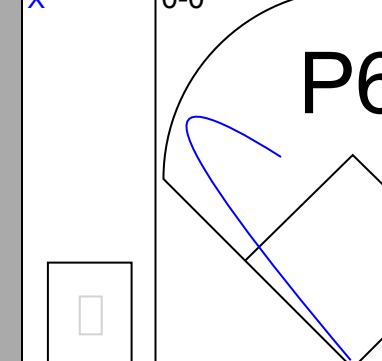
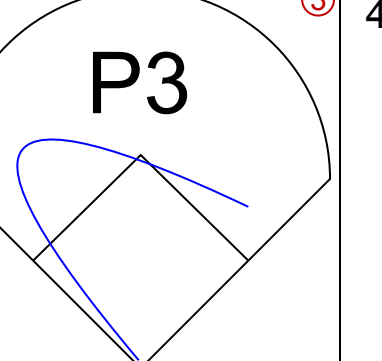
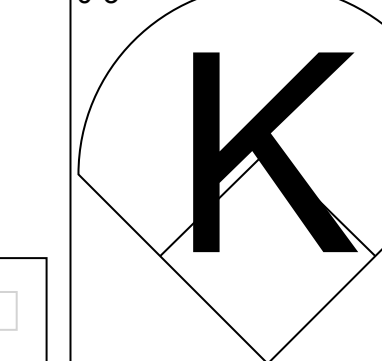
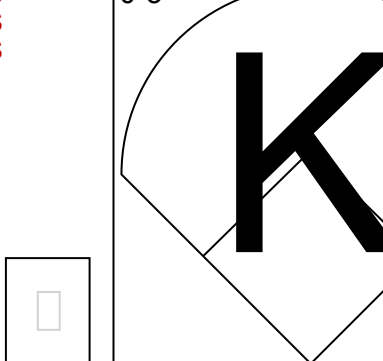
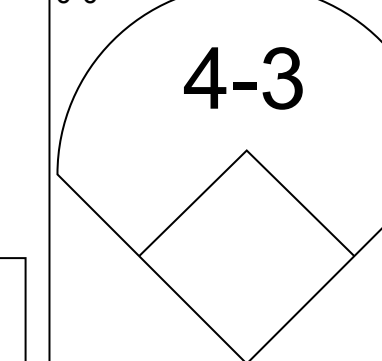
Batter	1	2	3	4	5	6	7	8	9	AB	R	H	RBI	BB	SO	LOB	BOTTOM		
Tommie Agee, R (1,8) OBP: 0.331, SLG: 0.405	0-0 1-3		0-0 G6-4-3		0-0 1-3			0-0 6-3		4	0	0	0	0	0	2			
Wayne Garrett, L (1,5) OBP: 0.385, SLG: 0.322			0-3 K			0-0 G3		0-0 4-3		4	0	1	0	0	1	0			
Dave Schneck, L (1,9) OBP: 0.250, SLG: 0.326	0-0 F7			0-3 K		0-3 K		0-0 F8		4	0	0	0	0	2	1			
Ed Kranepool, L (1,3) OBP: 0.323, SLG: 0.374			0-0 F8		0-3 K		4-0 PB BB		0-0 3-1	3	0	0	0	1	1	1			
John Milner, L (1,7) OBP: 0.358, SLG: 0.437		4-0 BB BB	0-0 G3-6-3 BB		4-0 BB		0-0 BB		0-0 2B 1B	1	0	1	0	3	0	0			
Ken Boswell, L (1,4) OBP: 0.240, SLG: 0.256		0-0 G3-6-3		0-0 3-1		0-0 6-3		0-0 F8		4	0	0	0	0	0	5			
Duffy Dyer, R (1,2) OBP: 0.246, SLG: 0.423		0-0 2B			0-0 2-3 1B		4-0 FC1-6 BB		0-0 2B	3	1	3	0	1	0	0			
Lute Barnes, R (9, PR) OBP: 0.556, SLG: 0.714		0-0 1B			0-0 2-3 1B		0-0 FC1-6 BB		0-0 L7	0	0	0	0	0	0	0			
Ted Martinez, R (1,6) OBP: 0.248, SLG: 0.269		0-0 2B			0-0 2-3 1B		0-0 FC1-6 G1-6-3		0-0 L7	3	0	1	1	0	0	2			
Cleon Jones, R (9, PH) OBP: 0.329, SLG: 0.360		0-0 1B			0-0 K		0-0 G1-6-3			1	0	0	0	0	0	1			
Jon Matlack, L (1,1) OBP: 0.246, SLG: 0.182			0-0 G6-4-3 1B							2	0	1	0	0	1	1			
Willie Mays, R (7, PH) OBP: 0.420, SLG: 0.417										1	0	0	0	0	0	1			
Gary Gentry, R (8,1) OBP: 0.205, SLG: 0.150										0	0	0	0	0	0	0			
<b>Inning Stats</b>	R: 0 E: 0 K: 0 S: 4	H: 1 LOB: 1 BB: 0 P: 4	R: 1 E: 0 K: 0 S: 3	H: 2 LOB: 1 BB: 1 P: 7	R: 0 E: 0 K: 1 S: 5	H: 1 LOB: 0 BB: 0 P: 5	R: 0 E: 0 K: 2 S: 7	H: 0 LOB: 1 BB: 1 P: 11	R: 0 E: 0 K: 1 S: 6	H: 0 LOB: 2 BB: 2 P: 13	R: 0 E: 0 K: 0 S: 2	H: 0 LOB: 0 BB: 1 P: 6	R: 0 E: 0 K: 0 S: 3	H: 0 LOB: 0 BB: 0 P: 3	R: 0 E: 0 K: 0 S: 5	H: 2 LOB: 2 BB: 0 P: 5	1B: 5 2B: 2 3B: 0 HR: 0	SF: 0 SAC: 0 DP: 3 HBP: 0	WP: 0 PA: 35 CS: 0
<b>PITCHER</b>	IP WLS BF H R ER SO BB IBB HBP BLK WP HR S P ERA WHIP																		
Phil Niekro, R (1,1) ERA: 3.21	9.0 W 35 7 1 1 5 5 0 0 0 0 0 0 40 60 1.00 1.333																		

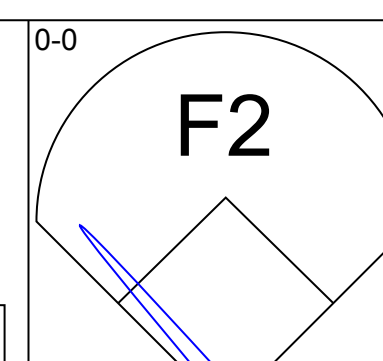
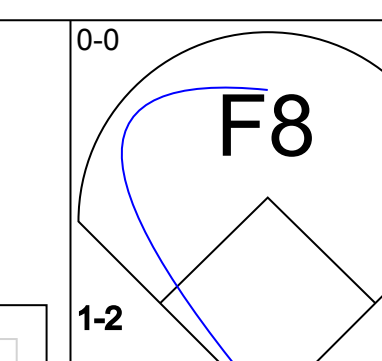
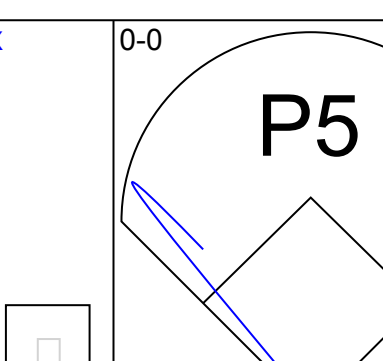
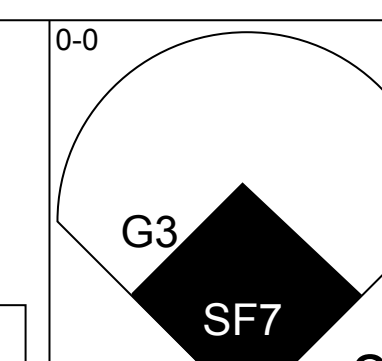
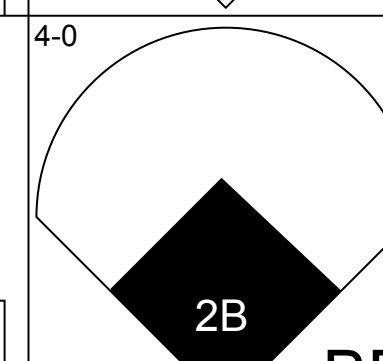
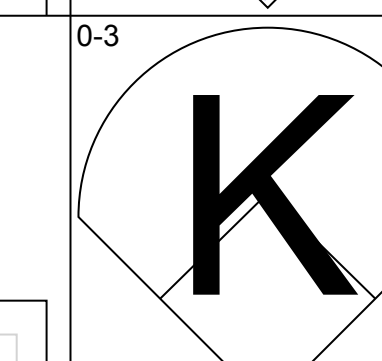
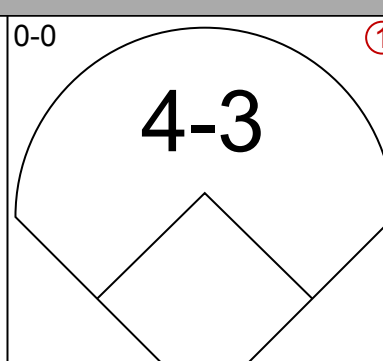
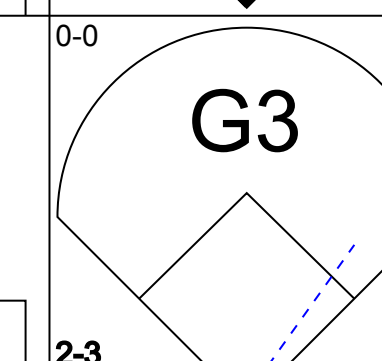
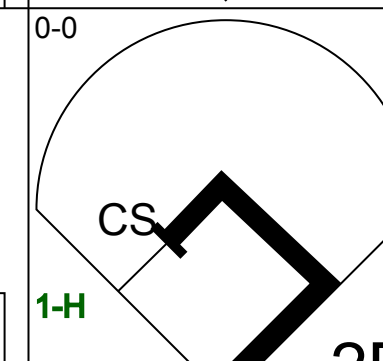
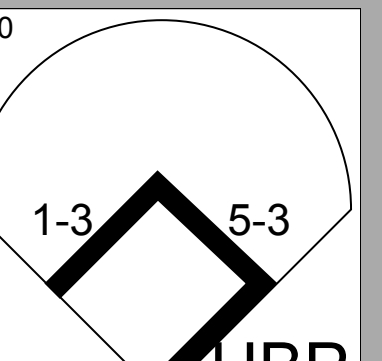
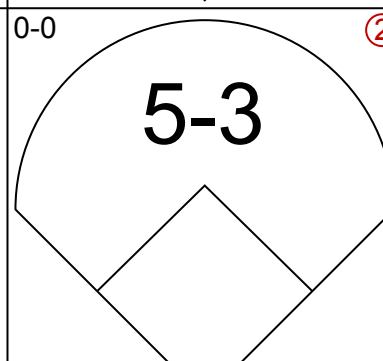
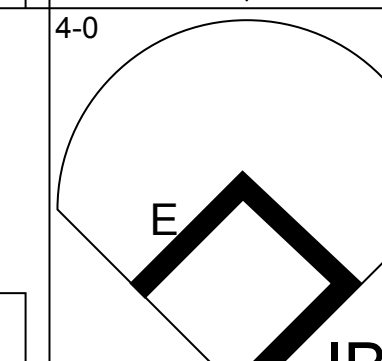
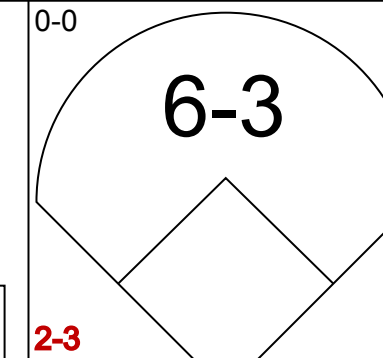
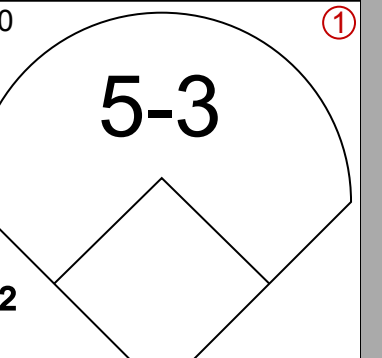
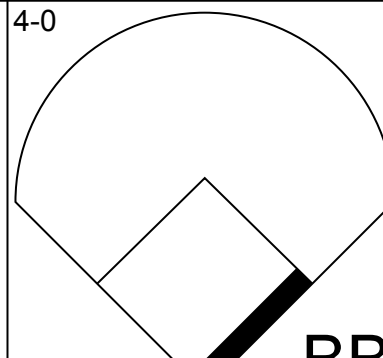
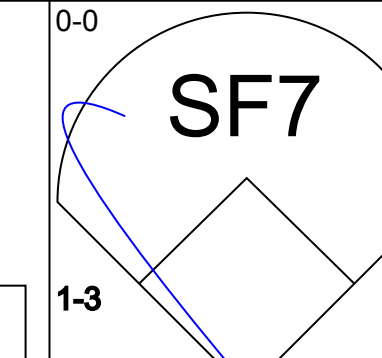
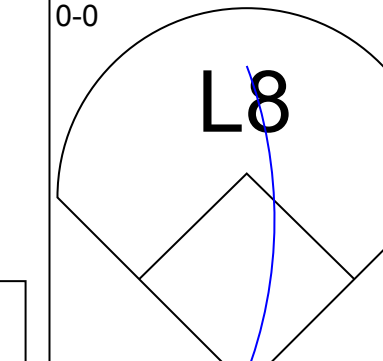
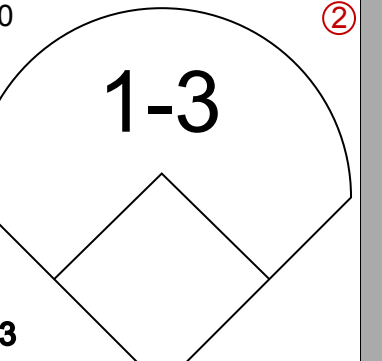
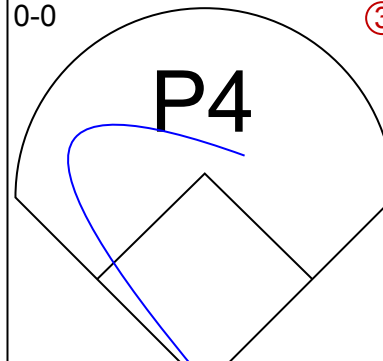
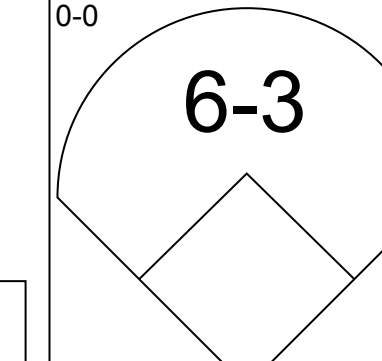
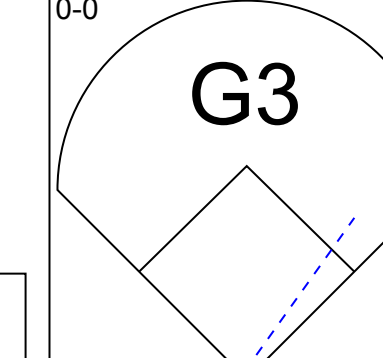
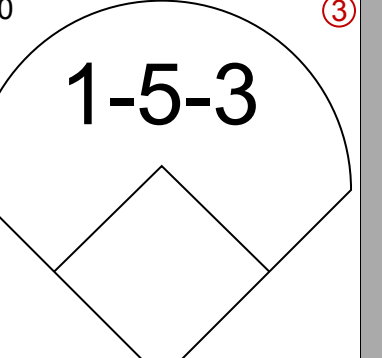
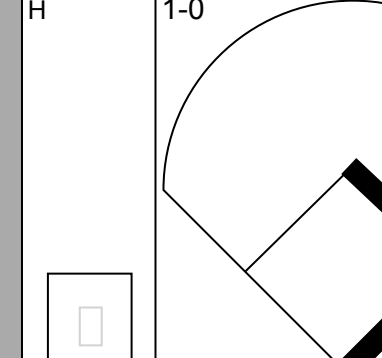
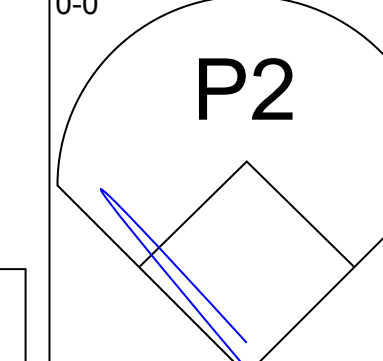
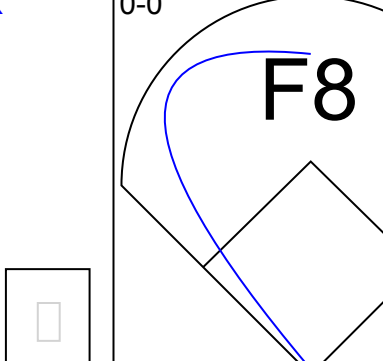
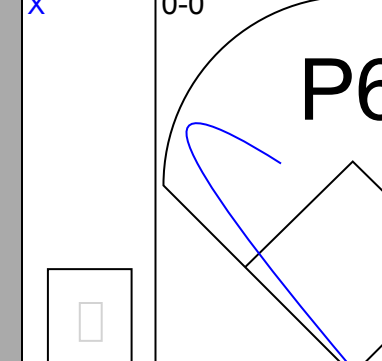
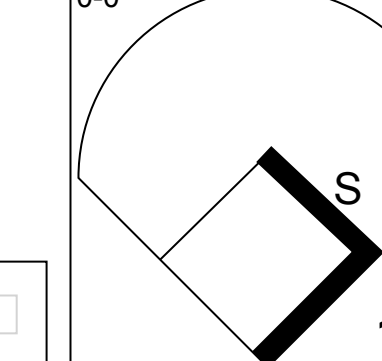
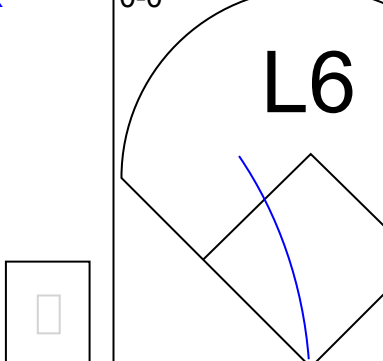
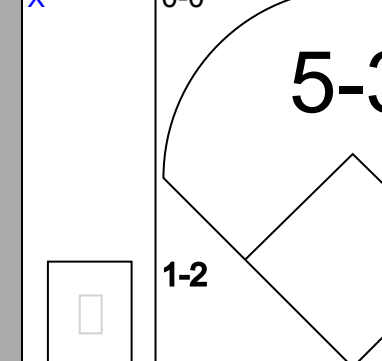

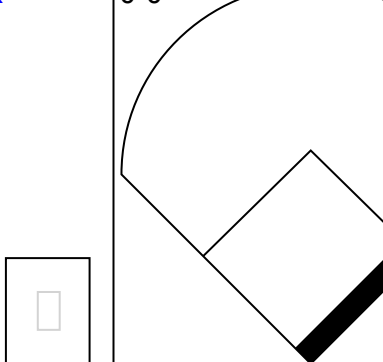
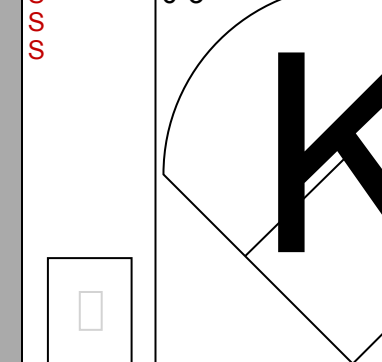
Atlanta Braves @ New York Mets  
Shea Stadium, Flushing, NY  
Wed Aug 16 1972, 7:05 PM EDT  
Att: 33,827 - Unknown

AB 30  
R 1  
H 7  
RBI 1  
BB 5  
SO 5  
LOB 15





Batter	1	2	3	4	5	6	7	8	9	AB	R	H	RBI	BB	SO	LOB	TOP			
Ralph Garr, L OBP: 0.364, SLG: 0.418 (1, 7)										4	0	0	0	0	2	1	<p>Atlanta Braves @ New York Mets Shea Stadium, Flushing, NY Thu Aug 17 1972, 3:33 AM EDT Att: 30,519 - Unknown</p>			
Darrell Evans, L OBP: 0.371, SLG: 0.423 (1, 5)										4	0	0	0	0	0	1				
Jim Breazeale, L OBP: 0.233, SLG: 0.452 (1, 3) Sonny Jackson, L OBP: 0.266, SLG: 0.246 (9, PR)										4	1	2	0	0	0	1				
Earl Williams, R OBP: 0.342, SLG: 0.460 (1, 2)										4	0	0	0	0	1	3				
Dusty Baker Jr., R OBP: 0.375, SLG: 0.470 (1, 8)										4	0	3	1	0	0	0				
Mike Lum, L OBP: 0.316, SLG: 0.350 (1, 9) Hank Aaron, R OBP: 0.392, SLG: 0.494 (9, PH)										3	0	0	0	0	1	2				
Felix Millan, R OBP: 0.296, SLG: 0.310 (1, 4)										4	0	0	0	0	0	4				
Marty Perez, R OBP: 0.264, SLG: 0.256 (1, 6)										4	0	1	0	0	0	4				
Ron Reed, R OBP: 0.167, SLG: 0.188 (1, 1)										3	0	0	0	0	2	1				
<b>Inning Stats</b>	R: 0 E: 0 K: 1 S: 5	H: 0 LOB: 0 BB: 0 P: 5	R: 0 E: 0 K: 1 S: 5	H: 0 LOB: 0 BB: 0 P: 5	R: 0 E: 0 K: 1 S: 6	H: 1 LOB: 1 BB: 0 P: 6	R: 1 E: 0 K: 0 S: 5	H: 2 LOB: 1 BB: 0 P: 5	R: 0 E: 0 K: 0 S: 4	H: 0 LOB: 0 BB: 0 P: 4	R: 0 E: 0 K: 0 S: 4	H: 1 LOB: 1 BB: 0 P: 4	R: 0 E: 0 K: 1 S: 5	H: 0 LOB: 0 BB: 0 P: 5	R: 0 E: 0 K: 1 S: 7	H: 2 LOB: 3 BB: 1 P: 11		1B: 4 2B: 2 3B: 0 HR: 0	SF: 0 SAC: 0 DP: 0 HBP: 0	WP: 0 PB: 0 SB: 0 CS: 0
<b>PITCHER</b>	IP WLS BF H R ER SO BB IBB HBP BLK WP HR S P ERA WHIP																			
Tom Seaver, R ERA: 2.99 (1, 1)	8.1 W 32 6 1 1 6 0 0 0 0 0 0 44 44 1.08 0.720																			
Tug McGraw, L ERA: 1.85 (9, 1)	0.2 S 3 0 0 0 0 0 1 0 0 0 0 2 6 0.00 0.000																			

Batter	1	2	3	4	5	6	7	8	9	AB	R	H	RBI	BB	SO	LOB	BOTTOM			
Lute Barnes, R OBP: 0.462, SLG: 0.636 (1, 4)										4	1	1	0	0	0	2	<p>Atlanta Braves @ New York Mets Shea Stadium, Flushing, NY Thu Aug 17 1972, 3:33 AM EDT Att: 30,519 - Unknown</p>			
Wayne Garrett, L OBP: 0.382, SLG: 0.317 (1, 5)										3	1	0	0	1	2					
Tommie Agee, R OBP: 0.336, SLG: 0.409 (1, 8)										2	0	1	1	1	0					
Ed Kranepool, L OBP: 0.322, SLG: 0.370 (1, 3)										2	0	0	1	1	0					
John Milner, L OBP: 0.353, SLG: 0.430 (1, 7)										4	0	0	0	0	3					
Duffy Dyer, R OBP: 0.323, SLG: 0.419 (1, 2)										2	0	0	0	0	1					
Dave Schneck, L OBP: 0.242, SLG: 0.315 (1, 9)										3	0	0	0	0	1					
Ted Martinez, R OBP: 0.249, SLG: 0.270 (1, 6)										3	0	1	0	0	1					
Tom Seaver, R OBP: 0.214, SLG: 0.292 (1, 1) Tug McGraw, R OBP: 0.200, SLG: 0.143 (9, 1)										3	0	1	0	0	1	2				
<b>Inning Stats</b>	R: 1 E: 0 K: 0 S: 3	H: 1 LOB: 0 BB: 1 P: 7	R: 0 E: 0 K: 0 S: 3	H: 0 LOB: 0 BB: 0 P: 3	R: 0 E: 0 K: 1 S: 6	H: 1 LOB: 1 BB: 0 P: 6	R: 0 E: 0 K: 0 S: 3	H: 0 LOB: 1 BB: 0 P: 4	R: 0 E: 0 K: 0 S: 4	H: 1 LOB: 1 BB: 0 P: 4	R: 0 E: 0 K: 0 S: 3	H: 0 LOB: 1 BB: 1 P: 7	R: 0 E: 0 K: 1 S: 5	H: 0 LOB: 1 BB: 0 P: 6	R: 1 E: 1 K: 0 S: 4	H: 1 LOB: 1 BB: 1 P: 8		1B: 2 2B: 2 3B: 0 HR: 0	SF: 1 SAC: 0 DP: 0 HBP: 2	WP: 0 PB: 0 SB: 1 CS: 1
<b>PITCHER</b>	IP WLS BF H R ER SO BB IBB HBP BLK WP HR S P ERA WHIP																			
Ron Reed, R ERA: 3.62 (1, 1)	8.0 L 32 4 2 2 2 2 2 1 2 0 0 31 45 2.25 0.750																			



AB	34
R	1
H	6
RBI	1
BB	1
SO	6
LOB	17


AB	26
R	2
H	4
RBI	2
BB	3
SO	2
LOB	14



Batter	1	2	3	4	5	6	7	8	9	AB	R	H	RBI	BB	SO	LOB	TOP				
<b>Pete Rose, S</b> OBP: 0.374, SLG: 0.396 (1, 7)	5-3		6-3	1-2 2-H 1B		L3 BB		S 1B 1B		4	1	2	1	1	0	0					
<b>Joe Morgan, L</b> OBP: 0.415, SLG: 0.429 (1, 4)	F5			SF7 HBP		L3		1-H 1B 1B		4	2	1	1	0	0	3					
<b>Bobby Tolan, L</b> OBP: 0.349, SLG: 0.409 <b>Cesar Geronimo, L</b> OBP: 0.335, SLG: 0.434 (1, 8) (9, 8)	G3			BB 1B	1B S HBP		CS 1B	2-H 1B		4	1	3	1	0	0	0					
<b>Johnny Bench, R</b> OBP: 0.372, SLG: 0.522 (1, 9)		6-3		SF7 1B	F9 1-2		F7 1-2	L5		4	0	0	1	0	0	3					
<b>Tony Perez, R</b> OBP: 0.363, SLG: 0.526 (1, 3)	K			3-H 1B 1B	1B 1B		1B BB		G5-4-3 1B	2	1	1	0	3	1	0					
<b>Denis Menke, R</b> OBP: 0.318, SLG: 0.335 (1, 5)				1B SH 1B	1-2 2-3 1B		FC6-4 1B		G5-4-3 1B	5	1	4	1	0	0	1					
<b>Dave Concepcion, R</b> OBP: 0.286, SLG: 0.268 (1, 6)	K			1-2 2-H 1B	1-3 2-H 1B		FC6-4 1B		1B BB	4	2	1	1	1	2	6					
<b>Bill Plummer, R</b> OBP: 0.195, SLG: 0.205 (1, 2)			5-3	SH 1B	F9			K	1B 1B	4	0	1	1	0	1	3					
<b>Tom Hall, L</b> OBP: 0.192, SLG: 0.125 <b>Pedro Borbon, R</b> OBP: 0.143, SLG: 0.077 (1, 1) (6, 1)			K	K			K	F8	1-3 2-H 1B	3	0	0	0	0	3	2					
<b>Inning Stats</b>	R: 0 E: 0 K: 0 S: 3	H: 0 LOB: 0 BB: 0 P: 3	R: 0 E: 0 K: 2 S: 8	H: 1 LOB: 1 BB: 0 P: 8	R: 0 E: 0 K: 1 S: 5	H: 0 LOB: 0 BB: 0 P: 5	R: 5 E: 0 K: 1 S: 10	H: 4 LOB: 2 BB: 1 P: 15	R: 0 E: 0 K: 1 S: 6	H: 0 LOB: 0 BB: 1 P: 8	R: 0 E: 0 K: 0 S: 4	H: 2 LOB: 2 BB: 1 P: 8	R: 2 E: 0 K: 1 S: 8	H: 3 LOB: 1 BB: 0 P: 8	R: 1 E: 0 K: 0 S: 4	H: 3 LOB: 2 BB: 1 P: 8	1B: 14 2B: 1 3B: 0 HR: 0	SF: 1 SAC: 1 DP: 2 HBP: 2	WP: 0 PB: 0 SB: 2 CS: 1	PA: 45	
<b>PITCHER</b>	IP	WLS	BF	H	R	ER	SO	BB	IBB	HBP	BLK	WP	HR	S	P	ERA	WHIP				
<b>Jerry Koosman, L</b> ERA: 4.1 (1, 1)	3.2	L	19	5	5	5	4	1	0	1	0	0	0	25	30	12.27	1.636				
<b>Ray Sadecki, L</b> ERA: 2.72 (4, 1)	4.1		21	6	2	2	3	2	1	1	0	0	0	23	36	4.15	1.846				
<b>Bob Rauch, R</b> ERA: 6.75 (9, 1)	1.0		5	3	1	1	0	1	0	0	0	0	0	4	8	9.00	4.000				

**Cincinnati Reds @ New York Mets**  
Shea Stadium, Flushing, NY  
Fri Aug 18 1972, 7:05 PM EDT  
Att: 47,957 - Unknown


AB	36
R	8
H	14
RBI	8
BB	5
SO	7
LOB	18



Batter	1	2	3	4	5	6	7	8	9	AB	R	H	RBI	BB	SO	LOB	BOTTOM					
<b>Lute Barnes, R</b> OBP: 0.471, SLG: 0.571 (1, 4)	F8		F8			BB BB		E9 G6-4-3 1B		3	0	1	0	1	0	0						
<b>Wayne Garrett, L</b> OBP: 0.376, SLG: 0.311 (1, 5)	F9			K		F9		G6-4-3 1-2		4	0	0	0	0	1	2						
<b>Willie Mays, R</b> OBP: 0.425, SLG: 0.435 <b>Dave Schneck, L</b> OBP: 0.242, SLG: 0.315 (1, 8) (6, PR) (9, 8)	P6			HR		G4-3 BB		1B		3	1	2	1	1	0	0						
<b>Tommie Agee, R</b> OBP: 0.338, SLG: 0.408 (1, 9)		CS BB		1B		G4-3 1-2		4-3		3	0	1	0	1	0	3						
<b>Duffy Dyer, R</b> OBP: 0.317, SLG: 0.411 (1, 2)	K			L9				6-3		4	0	0	0	0	1	2						
<b>John Milner, L</b> OBP: 0.355, SLG: 0.435 (1, 7)				K		K				4	0	2	0	0	2	1						
<b>Jim Beauchamp, R</b> OBP: 0.203, SLG: 0.183 (1, 3)	K				P4	FC6 HBP				3	0	0	0	0	2	2						
<b>Ted Martinez, R</b> OBP: 0.245, SLG: 0.266 (1, 6)			F7		K			FC6 1-2		4	0	0	0	0	1	2						
<b>Jerry Koosman, R</b> OBP: 0.083, SLG: 0.083 <b>Ray Sadecki, L</b> OBP: 0.200, SLG: 0.200 <b>Dave Marshall, L</b> OBP: 0.322, SLG: 0.369 <b>Bob Rauch, R</b> (1, 1) (4, 1) (6, PH) (9, 1)	K				4-3			E 2B		1	0	0	0	0	1	0						
<b>Inning Stats</b>	R: 0 E: 0 K: 0 S: 3	H: 1 LOB: 1 BB: 1 P: 11	R: 0 E: 0 K: 2 S: 7	H: 0 LOB: 0 BB: 0 P: 11	R: 0 E: 0 K: 1 S: 5	H: 0 LOB: 0 BB: 0 P: 5	R: 1 E: 0 K: 2 S: 9	H: 2 LOB: 1 BB: 0 P: 9	R: 0 E: 0 K: 1 S: 5	H: 0 LOB: 0 BB: 0 P: 5	R: 0 E: 0 K: 0 S: 2	H: 0 LOB: 1 BB: 2 P: 10	R: 0 E: 0 K: 1 S: 5	H: 0 LOB: 1 BB: 0 P: 6	R: 1 E: 1 K: 0 S: 5	H: 3 LOB: 1 BB: 0 P: 5	R: 0 E: 0 K: 1 S: 6	H: 1 LOB: 1 BB: 0 P: 6	1B: 4 2B: 3 3B: 0 HR: 1	SF: 0 SAC: 0 DP: 3 HBP: 1	WP: 0 PB: 0 SB: 0 CS: 1	PA: 35
<b>PITCHER</b>	IP	WLS	BF	H	R	ER	SO	BB	IBB	HBP	BLK	WP	HR	S	P	ERA	WHIP					
<b>Tom Hall, L</b> ERA: 2.64 (1, 1)	5.1	W	21	3	1	1	6	3	0	0	0	0	0	30	42	1.69	1.125					
<b>Pedro Borbon, R</b> ERA: 3.14 (6, 1)	3.2	S	14	4	1	1	2	0	0	1	0	0	0	17	18	2.46	1.091					

**Cincinnati Reds @ New York Mets**  
Shea Stadium, Flushing, NY  
Fri Aug 18 1972, 7:05 PM EDT  
Att: 47,957 - Unknown

AB	31
R	2
H	7
RBI	1
BB	3
SO	8
LOB	12






Batter	1	2	3	4	5	6	7	8	9	AB	R	H	RBI	BB	SO	LOB	TOP				
<b>Pete Rose, S</b> OBP: 0.374, SLG: 0.396 (1, 7)	0-0 4-3		0-0 CS 1B		0-0 2B SF9 1B		0-0 F8		0-3 K	5	1	2	0	0	1	1					
<b>Joe Morgan, L</b> OBP: 0.417, SLG: 0.432 (1, 4)	0-0 6-3		0-0 F8		0-0 SF9 1-3 2B		4-0 G3 BB		0-0 1-2 1B	4	0	2	0	1	0	1					
<b>Bobby Tolan, L</b> OBP: 0.347, SLG: 0.407 (1, 8)	0-0 6-3			4-0 G5-4-3 1B BB	0-0 SF9		0-0 G3		0-3 K	3	1	0	1	1	1	3					
<b>Johnny Bench, R</b> OBP: 0.376, SLG: 0.531 (1, 9)		0-0 HR		0-0 G5-4-3 1B	0-0 HBP		0-3 K		0-3 K	3	1	2	1	0	1	1					
<b>Tony Perez, R</b> OBP: 0.361, SLG: 0.525 (1, 3)		0-0 F9 1B 2B		0-0 G5-4-3	0-3 K		0-0 P4			4	1	1	0	0	1	4					
<b>Denis Menke, R</b> OBP: 0.317, SLG: 0.334 (1, 5)		0-0 F9		0-0 1B E	0-3 K		0-0 6-3			4	1	1	1	0	1	3					
<b>Dave Concepcion, R</b> OBP: 0.288, SLG: 0.271 (1, 6)		0-0 G6-4-3 1B		0-0 E9 1B		0-0 6-3		0-0 6-3		4	0	2	1	0	0	0					
<b>Bill Plummer, R</b> OBP: 0.222, SLG: 0.238 (1, 2)		0-0 G6-4-3		0-0 IBB		0-0 P4		0-0 FC1-5 2B		3	0	1	0	1	0	1					
<b>Jack Billingham, R</b> OBP: 0.094, SLG: 0.059 (1, 1)			0-0 6-3	0-0 G3		0-0 6-3		0-0 FC1-5 1B		4	0	0	0	0	0	3					
<b>Inning Stats</b>	R: 0 E: 0 K: 0 S: 3	H: 0 LOB: 0 BB: 0 P: 3	R: 2 E: 0 K: 0 S: 5	H: 3 LOB: 0 BB: 0 P: 5	R: 0 E: 0 K: 0 S: 3	H: 1 LOB: 0 BB: 0 P: 3	R: 2 E: 1 K: 0 S: 5	H: 3 LOB: 2 BB: 2 P: 13	R: 1 E: 0 K: 2 S: 9	H: 2 LOB: 2 BB: 0 P: 10	R: 0 E: 0 K: 1 S: 5	H: 0 LOB: 1 BB: 1 P: 9	R: 0 E: 0 K: 0 S: 3	H: 0 LOB: 0 BB: 0 P: 3	R: 0 E: 0 K: 2 S: 9	H: 2 LOB: 2 BB: 0 P: 9	1B: 7 2B: 3 3B: 0 HR: 1	SF: 1 SAC: 0 DP: 2 HBP: 1	WP: 0 PB: 0 SB: 0 CS: 1	PA: 39	
<b>PITCHER</b>	IP	WLS	BF	H	R	ER	SO	BB	IBB	HBP	BLK	WP	HR	S	P	ERA	WHIP				
<b>Brent Strom, L</b> ERA: 3.48	3.2	L	16	7	4	3	0	1	0	0	0	0	1	15	19	7.36	2.182				
<b>Gary Gentry, R</b> ERA: 3.51	1.1		8	2	1	1	2	0	1	1	0	0	0	10	15	6.75	1.500				
<b>Bob Rauch, R</b> ERA: 5.19	2.0		7	0	0	0	1	1	0	0	0	0	0	8	12	0.00	0.500				
<b>Danny Frisella, R</b> ERA: 2.84	2.0		8	2	0	0	2	0	0	0	0	0	0	12	12	0.00	1.000				

**Cincinnati Reds @ New York Mets**  
Shea Stadium, Flushing, NY  
Sat Aug 19 1972, 3:33 AM EDT  
Att: 43,257 - Unknown


AB	34
R	5
H	11
RBI	4
BB	3
SO	5
LOB	17



Batter	1	2	3	4	5	6	7	8	9	AB	R	H	RBI	BB	SO	LOB	BOTTOM				
<b>Lute Barnes, R</b> OBP: 0.381, SLG: 0.444 (1, 4)	0-0 F8		0-0 1-3		0-0 FC6-4			0-0 5-3		4	0	0	0	0	0	1					
<b>Wayne Garrett, L</b> OBP: 0.370, SLG: 0.304 (1, 5)	0-0 F8		0-3 K			0-3 K		0-0 4-3		4	0	0	0	0	2	0					
<b>Tommie Agee, R</b> OBP: 0.340, SLG: 0.407 (1, 8)	0-0 F9			0-3 K		0-0 HBP 1B		4-0 BB		3	0	1	0	1	1	0					
<b>Ed Kranepool, L</b> OBP: 0.325, SLG: 0.370 (1, 3)		0-0 4-3		0-0 FC4-6 1B		1-0 HBP		0-0 4-3		3	0	1	0	0	0	1					
<b>John Milner, L</b> OBP: 0.350, SLG: 0.428 (1, 7)		0-0 E6 1B		0-0 FC4-6		0-3 K		0-0 5-3		4	0	0	0	0	1	3					
<b>Dave Marshall, L</b> OBP: 0.319, SLG: 0.364 (1, 9)		0-0 1-2 1B		0-0 4-3		0-0 G3		0-0 F7		4	0	1	0	0	0	3					
<b>Jerry Grote, R</b> OBP: 0.296, SLG: 0.288 (1, 2)		0-3 K			1-0 FC6-4 HBP		0-3 K		0-0 G3	3	0	0	0	0	2	2					
<b>Ted Martinez, R</b> OBP: 0.243, SLG: 0.263 (1, 6)		0-0 F8			0-3 K		0-3 K			3	0	0	0	0	2	3					
<b>Brent Strom, R</b> ERA: 3.48			0-0 5-3		0-0 FC6-4		0-0 3-1			1	0	0	0	0	0	0					
<b>Gary Gentry, R</b> ERA: 3.51										0	0	0	0	0	0	0					
<b>Jim Bouton, R</b> ERA: 3.20										1	0	0	0	0	0	1					
<b>Bob Rauch, R</b> ERA: 5.19										0	0	0	0	0	0	0					
<b>Dave Schneck, L</b> ERA: 5.19										1	0	0	0	0	0	0					
<b>Danny Frisella, L</b> ERA: 2.84										0	0	0	0	0	0	0					
<b>Inning Stats</b>	R: 0 E: 0 K: 0 S: 3	H: 1 LOB: 2 BB: 0 P: 7	R: 0 E: 0 K: 1 S: 7	H: 1 LOB: 0 BB: 0 P: 7	R: 0 E: 0 K: 1 S: 6	H: 0 LOB: 0 BB: 0 P: 6	R: 0 E: 0 K: 1 S: 5	H: 1 LOB: 1 BB: 0 P: 6	R: 0 E: 0 K: 2 S: 8	H: 0 LOB: 2 BB: 0 P: 9	R: 0 E: 0 K: 2 S: 7	H: 0 LOB: 0 BB: 0 P: 7	R: 0 E: 0 K: 0 S: 3	H: 0 LOB: 1 BB: 1 P: 7	R: 0 E: 0 K: 0 S: 3	H: 0 LOB: 0 BB: 0 P: 3	1B: 3 2B: 0 3B: 0 HR: 0	SF: 0 SAC: 0 DP: 0 HBP: 2	WP: 0 PB: 0 SB: 0 CS: 0	PA: 34	
<b>PITCHER</b>	IP	WLS	BF	H	R	ER	SO	BB	IBB	HBP	BLK	WP	HR	S	P	ERA	WHIP				
<b>Jack Billingham, R</b> ERA: 3.21	9.0	W	34	3	0	0	8	1	0	2	0	0	0	47	53	0.00	0.444				

**Cincinnati Reds @ New York Mets**  
Shea Stadium, Flushing, NY  
Sat Aug 19 1972, 3:33 AM EDT  
Att: 43,257 - Unknown

AB	31
R	0
H	3
RBI	0
BB	1
SO	8
LOB	14





Batter	1	2	3	4	5	6	7	8	9	AB	R	H	RBI	BB	SO	LOB	TOP							
<b>Pete Rose, S</b> OBP: 0.377, SLG: 0.398 <b>George Foster, R</b> OBP: 0.248, SLG: 0.309	L9			K		BB 1B	FC1 SF8 1B	2B 1B		5	1	3	2	1	1	0								
<b>Joe Morgan, L</b> OBP: 0.419, SLG: 0.436 <b>Julian Javier, R</b> OBP: 0.266, SLG: 0.319	4-0 BB			P3		1-2 BB 1B	SF8 FC1 2B	FC4-2-5 1B	BB	4	2	2	1	1	0	1								
<b>Bobby Tolan, L</b> OBP: 0.403 <b>Ted Uhlhaender, L</b> OBP: 0.241, SLG: 0.184	5-3			G3		P6	FC1 2B	FC4-2-5 BB 1B		4	0	0	0	0	0	5								
<b>Tony Perez, R</b> OBP: 0.362, SLG: 0.524 <b>Clay Carroll, R</b> OBP: 0.125, SLG: 0.125	5-3					L6	SF8	BB 1B		3	0	1	2	1	0	0								
<b>Denis Menke, R</b> OBP: 0.319, SLG: 0.342 <b>Dave Concepcion, R</b> OBP: 0.291, SLG: 0.271	P6			F3		F3	2B	BB 1B		4	0	2	1	0	0	3								
<b>Cesar Geronimo, L</b> OBP: 0.337, SLG: 0.430	F8			F8		F8	SH 1B	4-3		4	1	1	0	1	0	4								
<b>Darrel Chaney, S</b> OBP: 0.351, SLG: 0.328				P5		4-3	SH 1B	K		4	1	0	0	0	1	4								
<b>Bill Plummer, R</b> OBP: 0.204, SLG: 0.217				K		P4	SH 1B	F9		4	1	0	0	0	1	3								
<b>Don Gullett, R</b> OBP: 0.318, SLG: 0.300 <b>Joe Hague, L</b> OBP: 0.341, SLG: 0.400	4-3			4-3		1B 1B	E4	K	BB 1B	3	2	1	1	0	0	2								
<b>Inning Stats</b>	R: 0 E: 0 K: 0 S: 2	H: 0 LOB: 0 BB: 1 P: 6	R: 0 E: 0 K: 0 S: 3	H: 0 LOB: 0 BB: 0 P: 3	R: 0 E: 0 K: 1 S: 5	H: 0 LOB: 0 BB: 0 P: 5	R: 0 E: 0 K: 1 S: 5	H: 0 LOB: 1 BB: 0 P: 5	R: 0 E: 0 K: 0 S: 4	H: 1 LOB: 1 BB: 0 P: 4	R: 1 E: 0 K: 0 S: 6	H: 3 LOB: 3 BB: 1 P: 10	R: 6 E: 3 K: 0 S: 11	H: 3 LOB: 3 BB: 1 P: 15	R: 1 E: 0 K: 1 S: 8	H: 3 LOB: 3 BB: 1 P: 12	R: 0 E: 0 K: 2 S: 8	H: 1 LOB: 2 BB: 1 P: 12	1B: 8 2B: 3 3B: 0 HR: 0	SF: 1 SAC: 2 DP: 0 HBP: 0	WP: 0 PB: 0 SB: 0 CS: 1	PA: 47		
<b>PITCHER</b>	IP	WLS	BF	H	R	ER	SO	BB	IBB	HBP	BLK	WP	HR	S	P	ERA	WHIP							
<b>Jim McAndrew, R</b> ERA: 2.56	6.0	L	25	5	3	2	2	2	0	0	0	0	0	27	35	3.00	1.167							
<b>Ray Sadecki, L</b> ERA: 2.72	0.0		5	1	2	0	0	0	0	0	0	0	0	5	5	∞	∞							
<b>Danny Frisella, R</b> ERA: 2.91	2.0		12	4	3	1	1	1	1	0	0	0	0	12	20	4.50	2.500							
<b>Gary Gentry, R</b> ERA: 3.78	1.0		5	1	0	0	2	1	0	0	0	0	0	8	12	0.00	2.000							

Cincinnati Reds @ New York Mets  
Shea Stadium, Flushing, NY  
Sun Aug 20 1972, 3:33 AM EDT  
Att: 42,555 - Unknown

AB 39  
R 8  
H 11  
RBI 7  
BB 5  
SO 5  
LOB 26



Batter	1	2	3	4	5	6	7	8	9	AB	R	H	RBI	BB	SO	LOB	BOTTOM							
<b>Lute Barnes, R</b> OBP: 0.440, SLG: 0.476	1B BB		G3-6-3 1B			5-3		1-2 1B		3	0	2	0	1	0	0								
<b>Wayne Garrett, L</b> OBP: 0.368, SLG: 0.303	FC6-4 1B		G3-6-3 1-2			4-3		K		4	0	1	0	0	1	3								
<b>Willie Mays, R</b> OBP: 0.424, SLG: 0.434 <b>Dave Schneck, L</b> OBP: 0.237, SLG: 0.308	F7			F9				G3		3	0	1	0	0	0	2								
<b>Cleon Jones, R</b> OBP: 0.325, SLG: 0.356 <b>John Milner, L</b> OBP: 0.352, SLG: 0.434	L8			K		P9		1B 2B		3	0	0	0	0	1	3								
<b>Tommie Agee, R</b> OBP: 0.339, SLG: 0.408	FC6-4							6-3		4	0	1	0	0	0	3								
<b>Duffy Dyer, R</b> OBP: 0.312, SLG: 0.403	P9			F8				1-3		4	0	0	0	0	1	2								
<b>Jim Beauchamp, R</b> OBP: 0.203, SLG: 0.185	P5					K		1-6-3		4	0	1	0	0	1	0								
<b>Ted Martinez, R</b> OBP: 0.243, SLG: 0.262	6-3					K		1-3		4	0	1	1	0	1	0								
<b>Jim McAndrew, R</b> OBP: 0.118, SLG: 0.063 <b>Ray Sadecki, L</b> OBP: 0.200, SLG: 0.200 <b>Danny Frisella, R</b> OBP: 0.200, SLG: 0.200 <b>Ed Kranepool, L</b> OBP: 0.200, SLG: 0.200 <b>Gary Gentry, R</b> OBP: 0.150, SLG: 0.150 <b>Dave Marshall, L</b> OBP: 0.317, SLG: 0.361	K					F9		1B 1B		2	0	0	0	0	1	0								
<b>Inning Stats</b>	R: 0 E: 0 K: 0 S: 4	H: 1 LOB: 2 BB: 1 P: 8	R: 0 E: 0 K: 0 S: 3	H: 0 LOB: 0 BB: 0 P: 3	R: 0 E: 0 K: 1 S: 5	H: 1 LOB: 0 BB: 0 P: 5	R: 0 E: 0 K: 1 S: 6	H: 1 LOB: 1 BB: 0 P: 6	R: 0 E: 0 K: 2 S: 7	H: 0 LOB: 0 BB: 0 P: 7	R: 0 E: 0 K: 0 S: 4	H: 1 LOB: 1 BB: 0 P: 4	R: 0 E: 0 K: 1 S: 5	H: 0 LOB: 0 BB: 0 P: 5	R: 0 E: 0 K: 1 S: 7	H: 2 LOB: 2 BB: 0 P: 7	R: 1 E: 0 K: 0 S: 6	H: 3 LOB: 2 BB: 0 P: 6	1B: 7 2B: 2 3B: 0 HR: 0	SF: 0 SAC: 0 DP: 1 HBP: 0	WP: 0 PB: 0 SB: 0 CS: 0	PA: 36		
<b>PITCHER</b>	IP	WLS	BF	H	R	ER	SO	BB	IBB	HBP	BLK	WP	HR	S	P	ERA	WHIP							
<b>Don Gullett, L</b> ERA: 4.64	7.0	W	25	4	0	0	0	0	0	0	0	0	0	34	38	0.00	0.714							
<b>Clay Carroll, R</b> ERA: 2.57	2.0	S	11	5	1	1	1	0	0	0	0	0	0	13	13	4.50	2.500							

Cincinnati Reds @ New York Mets  
Shea Stadium, Flushing, NY  
Sun Aug 20 1972, 3:33 AM EDT  
Att: 42,555 - Unknown

AB 35  
R 1  
H 9  
RBI 1  
BB 1  
SO 6  
LOB 17





Batter	1	2	3	4	5	6	7	8	9	AB	R	H	RBI	BB	SO	LOB	TOP					
Roger Metzger, S (1, 6) OBP: 0.276, SLG: 0.253	4-0 E WP 4-2 BB		0-3 K		0-0 FC6			4-0 2B BB		2	1	0	0	2	1	1	Houston Astros @ New York Mets Shea Stadium, Flushing, NY Mon Aug 21 1972, 7:05 PM EDT Att: 24,242 - Unknown					
Cesar Cedeno, R (1, 8) OBP: 0.407, SLG: 0.586	0-0 E9		0-0 5-3			0-0 HR		0-0 1-H 2B		4	1	2	2	0	0	1						
Jimmy Wynn, R (1, 9) OBP: 0.379, SLG: 0.476	0-0 4-2			0-0 3-1		0-0 F8		4-0 G5-4-3 IBB		3	0	0	0	1	0	2						
Lee May, R (1, 3) OBP: 0.349, SLG: 0.521	0-3 3-H K			0-0 2B		0-3 K		0-0 G5-4-3 1-2 K		4	0	1	0	0	2	3						
Doug Rader, R (1, 5) OBP: 0.303, SLG: 0.425		0-0 CS 1B		0-0 F9		0-0 F8			0-3 K	4	0	1	0	0	1	1						
Tommy Helms, R (1, 4) OBP: 0.293, SLG: 0.371		0-0 1-3 1B		0-0 F8			0-0 5-3		0-0 1B	4	0	2	0	0	0	1						
Jesus Alou, R (1, 7) OBP: 0.364, SLG: 0.343		0-0 1-3			0-0 FC6 1B		0-0 6-3		0-0 F3	4	0	1	0	0	0	2						
Larry Howard, R (1, 2) OBP: 0.274, SLG: 0.287		0-0 5-3			0-3 K		0-0 F9		0-0 F8	4	0	0	0	0	1	3						
Jerry Reuss, L (1, 1) OBP: 0.164, SLG: 0.154			0-3 K		0-3 K			0-3 K		2	0	0	0	0	2	1						
Bob Watson, R (8, PH) OBP: 0.379, SLG: 0.446										1	0	0	0	0	1	0						
Jim Ray, R (8, 1) OBP: 0.071, SLG: 0.071										0	0	0	0	0	0	0						
<b>Inning Stats</b>	R: 0 E: 1 K: 1 S: 5	H: 0 LOB: 1 BB: 1 P: 9	R: 0 E: 0 K: 0 S: 4	H: 2 LOB: 1 BB: 0 P: 4	R: 0 E: 0 K: 2 S: 7	H: 0 LOB: 0 BB: 0 P: 7	R: 0 E: 0 K: 0 S: 4	H: 1 LOB: 1 BB: 0 P: 4	R: 0 E: 0 K: 2 S: 8	H: 1 LOB: 1 BB: 0 P: 8	R: 1 E: 0 K: 1 S: 6	H: 1 LOB: 0 BB: 0 P: 6	R: 0 E: 0 K: 0 S: 3	H: 0 LOB: 0 BB: 0 P: 3	R: 1 E: 0 K: 1 S: 5	H: 1 LOB: 1 BB: 2 P: 13	R: 0 E: 0 K: 1 S: 6	H: 1 LOB: 1 BB: 0 P: 6	1B: 4 2B: 3 3B: 0 HR: 1	SF: 0 SAC: 0 DP: 2 HBP: 0	WP: 1 PB: 0 SB: 0 CS: 1	PA: 35
<b>PITCHER</b> Jon Matlack, L (1, 1) ERA: 2.18	IP: 9.0 WLS: W BF: 35 H: 7 R: 2 ER: 2 SO: 8 BB: 2 IBB: 1 HBP: 0 BLK: 0 WP: 1 HR: 1 S: 48 P: 60 ERA: 2.00 WHIP: 1.000															<b>PITCHER</b>						

Batter	1	2	3	4	5	6	7	8	9	AB	R	H	RBI	BB	SO	LOB	BOTTOM					
Lute Barnes, R (1, 4) OBP: 0.414, SLG: 0.440	0-0 L7		0-0 E 1-H 4-3 1B		0-0 F9			0-0 F3		4	0	1	1	0	0	1	Houston Astros @ New York Mets Shea Stadium, Flushing, NY Mon Aug 21 1972, 7:05 PM EDT Att: 24,242 - Unknown					
Wayne Garrett, L (1, 5) OBP: 0.366, SLG: 0.299	4-0 BB		0-0 4-3		0-0 F7		0-0 4-3		3	0	0	0	1	0	2							
Willie Mays, R (1, 8) OBP: 0.418, SLG: 0.426	0-0 F8		0-0 E5 2-3 PB K		0-0 F9		0-3 K		4	0	0	0	0	1	3							
Tommie Agee, R (1, 9) OBP: 0.335, SLG: 0.403	0-3 K		0-3 K		0-0 F9			0-0 5-3		4	0	0	0	0	2	3						
Duffy Dyer, R (1, 2) OBP: 0.307, SLG: 0.395		0-3 K		0-0 P6		0-0 F7		0-0 6-3		4	0	0	0	0	1	0						
John Milner, L (1, 7) OBP: 0.351, SLG: 0.429		0-0 P6		0-0 4-3		0-0 F8		4-0 HR BB		3	1	0	0	1	0	0						
Jim Beauchamp, R (1, 3) OBP: 0.219, SLG: 0.290		0-0 F8		0-0 2-3		0-0 HR		0-0 HR		4	2	2	3	0	0	0						
Ted Martinez, R (1, 6) OBP: 0.244, SLG: 0.263			0-0 S 1B 1B K		0-3 K		0-0 4-3		3	1	1	0	0	1	0							
Jon Matlack, L (1, 1) OBP: 0.250, SLG: 0.175			0-3 K		0-3 K		4-0 BB		2	0	0	0	1	2	1							
<b>Inning Stats</b>	R: 0 E: 0 K: 1 S: 5	H: 0 LOB: 1 BB: 1 P: 9	R: 0 E: 0 K: 1 S: 5	H: 0 LOB: 0 BB: 0 P: 5	R: 1 E: 1 K: 2 S: 10	H: 2 LOB: 2 BB: 0 P: 10	R: 0 E: 0 K: 0 S: 3	H: 0 LOB: 0 BB: 0 P: 3	R: 0 E: 0 K: 2 S: 7	H: 0 LOB: 0 BB: 0 P: 7	R: 0 E: 0 K: 0 S: 3	H: 0 LOB: 0 BB: 0 P: 3	R: 1 E: 0 K: 0 S: 4	H: 1 LOB: 0 BB: 0 P: 4	R: 0 E: 0 K: 1 S: 5	H: 0 LOB: 1 BB: 1 P: 9		R: 2 E: 0 K: 0 S: 3	H: 1 LOB: 0 BB: 1 P: 7	1B: 2 2B: 0 3B: 0 HR: 2	SF: 0 SAC: 0 DP: 0 HBP: 0	WP: 0 PB: 1 SB: 1 CS: 0
<b>PITCHER</b> Jerry Reuss, L (1, 1) ERA: 4.13	IP: 7.0 WLS: L BF: 26 H: 3 R: 2 ER: 2 SO: 6 BB: 3 IBB: 0 HBP: 0 BLK: 0 WP: 0 HR: 1 S: 37 P: 41 ERA: 2.57 WHIP: 0.571															<b>PITCHER</b>						
Jim Ray, R (8, 1) ERA: 3.68	1.2 L 8 1 2 2 1 2 0 0 0 0 1 8 16 10.80 1.800															<b>PITCHER</b>						



Batter	1	2	3	4	5	6	7	8	9	AB	R	H	RBI	BB	SO	LOB	TOP			
Roger Metzger, S (1,6) OBP: 0.278, SLG: 0.255			6-3				FC6-4			4	0	2	0	0	0	2	Houston Astros @ New York Mets Shea Stadium, Flushing, NY Tue Aug 22 1972, 7:05 PM EDT Att: 30,368 - Unknown			
Cesar Cedeno, R (1,8) OBP: 0.403, SLG: 0.581			K				FC4			4	0	0	0	0	1	5				
Jimmy Wynn, R (1,9) OBP: 0.378, SLG: 0.474			K							4	1	1	0	0	2	3				
Lee May, R (1,3) OBP: 0.348, SLG: 0.519										4	0	1	1	0	1	1				
Bob Watson, R (1,7) Norm Miller, L (7,7) OBP: 0.379, SLG: 0.452 OBP: 0.317, SLG: 0.380										3	1	1	1	0	1	1				
Johnny Edwards, L (1,2) OBP: 0.348, SLG: 0.383										1	0	0	0	0	1	1				
Doug Rader, R (1,5) OBP: 0.303, SLG: 0.422										3	0	0	0	1	2	0				
Tommy Helms, R (1,4) OBP: 0.295, SLG: 0.372										4	0	2	0	0	0	0				
Dave Roberts, L (1,1) OBP: 0.262, SLG: 0.344 Jim York, R (8,1)										2	0	0	0	1	1	3				
Jimmy Stewart, S (9, PH) OBP: 0.229, SLG: 0.292										1	0	0	0	0	0	0				
<b>Inning Stats</b>	R: 1 E: 1 K: 0 S: 5	H: 2 LOB: 1 BB: 0 P: 5	R: 0 E: 0 K: 2 S: 8	H: 1 LOB: 1 BB: 0 P: 8	R: 0 E: 0 K: 2 S: 7	H: 0 LOB: 0 BB: 0 P: 7	R: 1 E: 0 K: 3 S: 10	H: 1 LOB: 0 BB: 0 P: 10	R: 0 E: 0 K: 1 S: 6	H: 0 LOB: 0 BB: 0 P: 5	R: 0 E: 0 K: 0 S: 4	H: 1 LOB: 2 BB: 1 P: 8	R: 0 E: 0 K: 1 S: 6	H: 1 LOB: 1 BB: 0 P: 6	R: 0 E: 0 K: 0 S: 3	H: 0 LOB: 0 BB: 0 P: 3	1B: 6 2B: 0 3B: 0 HR: 1	SF: 0 SAC: 0 DP: 0 HBP: 0	WP: 0 PB: 0 SB: 0 CS: 0	PA: 36
<b>PITCHER</b> Tom Seaver, R (1,1) ERA: 2.91	IP: 9.0 WLS: W BF: 36 H: 7 R: 2 ER: 1 SO: 10 BB: 2 IBB: 0 HBP: 0 BLK: 0 WP: 0 HR: 1 S: 54 P: 62 ERA: 1.00 WHIP: 1.000															<b>PITCHER</b>				

AB	34
R	2
H	7
RBI	2
BB	2
SO	10
LOB	17



Batter	1	2	3	4	5	6	7	8	9	AB	R	H	RBI	BB	SO	LOB	BOTTOM			
Lute Barnes, R (1,4) OBP: 0.424, SLG: 0.448			P3				G4-3			4	0	2	0	0	0	1	Houston Astros @ New York Mets Shea Stadium, Flushing, NY Tue Aug 22 1972, 7:05 PM EDT Att: 30,368 - Unknown			
Wayne Garrett, L (1,5) OBP: 0.368, SLG: 0.302			FC5							4	1	2	0	0	1	2				
Willie Mays, R (1,8) OBP: 0.414, SLG: 0.420			F8							3	0	0	0	0	1	3				
Tommie Agee, R (1,9) OBP: 0.337, SLG: 0.403										3	1	1	0	1	1	2				
Duffy Dyer, R (1,2) OBP: 0.310, SLG: 0.394										3	1	1	0	1	0	2				
John Milner, L (1,7) OBP: 0.349, SLG: 0.424										3	0	0	0	1	2	2				
Jim Beauchamp, R (1,3) OBP: 0.247, SLG: 0.356 Ed Kranepool, L (9,3) OBP: 0.328, SLG: 0.373										4	1	3	4	0	1	0				
Ted Martinez, R (1,6) OBP: 0.240, SLG: 0.259										4	0	0	0	0	0	4				
Tom Seaver, R (1,1) OBP: 0.219, SLG: 0.294										3	0	1	0	0	1	2				
<b>Inning Stats</b>	R: 0 E: 0 K: 1 S: 5	H: 1 LOB: 1 BB: 0 P: 5	R: 1 E: 0 K: 1 S: 7	H: 2 LOB: 2 BB: 1 P: 11	R: 0 E: 0 K: 0 S: 5	H: 2 LOB: 0 BB: 0 P: 5	R: 1 E: 0 K: 1 S: 6	H: 1 LOB: 0 BB: 0 P: 6	R: 0 E: 0 K: 2 S: 7	H: 0 LOB: 0 BB: 0 P: 7	R: 0 E: 0 K: 0 S: 3	H: 1 LOB: 0 BB: 0 P: 3	R: 2 E: 0 K: 1 S: 7	H: 2 LOB: 2 BB: 2 P: 15	R: 2 E: 0 K: 1 S: 7	H: 2 LOB: 2 BB: 2 P: 15		1B: 9 2B: 1 3B: 0 HR: 1	SF: 0 SAC: 1 DP: 2 HBP: 0	WP: 0 PB: 0 SB: 0 CS: 1
<b>PITCHER</b> Dave Roberts, L (1,1) ERA: 4.57 Jim York, R (8,1) ERA: 4.82	IP: 7.2 WLS: L BF: 34 H: 10 R: 4 ER: 4 SO: 7 BB: 2 IBB: 1 HBP: 0 BLK: 0 WP: 0 HR: 1 S: 45 P: 57 ERA: 4.70 WHIP: 1.565															<b>PITCHER</b>				

AB	31
R	4
H	10
RBI	4
BB	3
SO	7
LOB	18





Batter	1	2	3	4	5	6	7	8	9	AB	R	H	RBI	BB	SO	LOB	TOP				
Roger Metzger, S (1, 6) OBP: 0.278, SLG: 0.255	0-3 K		4-0 BB	0-0 1B		0-0 5-3			0-0 F8	4	0	1	1	1	1	0					
Cesar Cedeno, R (1, 8) OBP: 0.399, SLG: 0.574	0-0 F9		0-0 5-3	0-0 6-3		0-0 F8			0-0 L9	5	0	0	0	0	0	2					
Jimmy Wynn, R (1, 9) OBP: 0.379, SLG: 0.473	0-3 K			0-0 1B 2B	4-0 1B SF8				0-0 5-3	3	2	1	0	1	1	0					
Bob Watson, R (1, 3)		0-0 F9		0-0 2B 1B	0-0 1B WP				0-0 6-3	4	2	2	0	0	0	0					
Doug Rader, R (1, 5) OBP: 0.304, SLG: 0.426		0-0 S 1B		0-0 1B 2B	0-0 SF8				0-0 F8	3	1	2	2	0	0	0					
Tommy Helms, R (1, 4) OBP: 0.297, SLG: 0.373		0-3 K		0-0 2B SF7	0-0 F8				0-0 G6-4-3 1B	4	1	2	2	0	1	2					
Jesus Alou, R (1, 7) OBP: 0.370, SLG: 0.365		0-0 2-3		0-0 1B 2B	0-0 1B				0-0 G6-4-3 1-2	4	1	2	1	0	0	2					
Larry Howard, R (1, 2) OBP: 0.271, SLG: 0.284			0-3 K	0-0 SF7	0-0 F7				0-0 4-3	1	0	0	0	0	1	0					
Bob Stinson, S (4, FH) OBP: 0.207, SLG: 0.222				0-0 K						2	0	0	1	0	0	1					
Larry Dierker, R (1, 1) OBP: 0.182, SLG: 0.169			0-0 G3	0-0 K					0-0 F8	4	0	0	0	0	1	1					
<b>Inning Stats</b>	R: 0 E: 0 K: 2 S: 7	H: 0 LOB: 0 BB: 7	R: 0 E: 0 K: 1 S: 6	H: 1 LOB: 1 BB: 0 P: 6	R: 0 E: 0 K: 1 S: 5	H: 0 LOB: 1 BB: 1 P: 9	R: 5 E: 0 K: 1 S: 11	H: 6 LOB: 1 BB: 0 P: 11	R: 2 E: 0 K: 0 S: 5	H: 2 LOB: 1 BB: 1 P: 9	R: 0 E: 0 K: 0 S: 3	H: 0 LOB: 0 BB: 0 P: 3	R: 0 E: 0 K: 0 S: 3	H: 1 LOB: 0 BB: 0 P: 3	R: 0 E: 0 K: 0 S: 3	H: 0 LOB: 0 BB: 0 P: 3	1B: 8 2B: 2 3B: 0 HR: 0	SF: 2 SAC: 0 DP: 1 HBP: 0	WP: 1 PB: 0 SB: 1 CS: 0	PA: 38	
<b>PITCHER</b>	IP WLS BF H R ER SO	IP WLS BF H R ER SO	IP WLS BF H R ER SO	IP WLS BF H R ER SO	IP WLS BF H R ER SO	IP WLS BF H R ER SO	IP WLS BF H R ER SO	IP WLS BF H R ER SO	IP WLS BF H R ER SO	IP WLS BF H R ER SO	IP WLS BF H R ER SO	IP WLS BF H R ER SO	IP WLS BF H R ER SO	IP WLS BF H R ER SO	IP WLS BF H R ER SO	IP WLS BF H R ER SO	ERA WHIP	ERA WHIP			
Jerry Kosman, L (1, 1) ERA: 4.36	3.0	L	16	6	5	5	4	1	0	0	0	0	0	0	0	0	0	15.00	2.333		
Gary Gentry, R (4, 1) ERA: 3.95	2.0		10	3	2	2	1	1	0	0	0	0	1	0	11	15	9.00	2.000			
Ray Sadecki, L (6, 1) ERA: 2.55	3.0		9	1	0	0	0	0	0	0	0	0	0	0	9	9	0.00	0.333			
Tug McGraw, L (9, 1) ERA: 1.82	1.0		3	0	0	0	0	0	0	0	0	0	0	0	3	3	0.00	0.000			

Houston Astros @ New York Mets  
Shea Stadium, Flushing, NY  
Wed Aug 23 1972, 3:33 AM EDT  
Att: 26,100 - Unknown

AB	34
R	7
H	10
RBI	7
BB	2
SO	5
LOB	8



Batter	1	2	3	4	5	6	7	8	9	AB	R	H	RBI	BB	SO	LOB	BOTTOM					
Lute Barnes, R (1, 6) OBP: 0.405, SLG: 0.424	0-0 6-3		0-0 1B		0-0 G6-4-3				0-0 P6	4	0	1	1	0	0	3						
Wayne Garrett, L (1, 5) OBP: 0.366, SLG: 0.301	0-0 4-3		0-0 G3			0-0 F7			0-0 FC4-6 1B	4	0	1	0	0	0	1						
Tommie Agee, R (1, 8) OBP: 0.339, SLG: 0.402	0-3 K			1-0 4-3 G3 HBP		0-0 G4-6-3 1B			0-0 FC4-6 HR	3	1	1	1	0	1	1						
Ed Kranepool, L (1, 3) OBP: 0.331, SLG: 0.386		4-0 G4-6-3 BB		0-0 G3		0-0 G4-6-3			0-0 HR	3	1	1	2	1	0	2						
John Milner, L (1, 7) OBP: 0.345, SLG: 0.417		0-0 G4-6-3		0-0 4-3					0-0 F9	4	0	0	0	0	1	2						
Dave Marshall, L (1, 9) OBP: 0.315, SLG: 0.351		0-0 4-3			0-0 P6				0-3 K	3	0	0	0	1	1	1						
Duffy Dyer, R (1, 2) OBP: 0.309, SLG: 0.389			0-3 K		4-0 1B BB				0-0 F2	3	0	0	0	1	2	1						
Ken Boswell, L (1, 4) OBP: 0.244, SLG: 0.264			0-0 1B 2B		0-0 G6-4-3 1B				0-3 K	4	1	2	0	0	2	1						
Jerry Kosman, R (1, 1) OBP: 0.281, SLG: 0.281			0-3 K		0-3 K				4-0 1B FC4-6 BB	1	0	0	0	0	1	1						
Gary Gentry, R (4, 1) OBP: 0.228, SLG: 0.150										0	0	0	0	0	0	0						
Dave Schreckel, L (5, PH) OBP: 0.226, SLG: 0.304										1	0	0	0	0	1	2						
Ray Sadecki, L (6, 1) OBP: 0.226, SLG: 0.304										0	0	0	0	0	0	0						
Jim Beauchamp, R (8, PH) OBP: 0.226, SLG: 0.304										0	1	0	0	0	0	0						
Tug McGraw, R (9, 1) OBP: 0.220, SLG: 0.143										0	0	0	0	0	0	0						
<b>Inning Stats</b>	R: 0 E: 0 K: 1 S: 5	H: 0 LOB: 0 BB: 0 P: 5	R: 0 E: 0 K: 0 S: 2	H: 0 LOB: 0 BB: 1 P: 6	R: 1 E: 0 K: 2 S: 9	H: 2 LOB: 1 BB: 0 P: 9	R: 0 E: 0 K: 0 S: 3	H: 0 LOB: 1 BB: 0 P: 4	R: 0 E: 0 K: 1 S: 5	H: 1 LOB: 1 BB: 1 P: 9	R: 0 E: 0 K: 0 S: 3	H: 1 LOB: 0 BB: 0 P: 3	R: 0 E: 0 K: 3 S: 9	H: 0 LOB: 1 BB: 1 P: 13	R: 3 E: 0 K: 0 S: 5	H: 2 LOB: 0 BB: 1 P: 9	R: 0 E: 0 K: 2 S: 7	H: 0 LOB: 0 BB: 0 P: 7	1B: 4 2B: 1 3B: 0 HR: 1	SF: 0 SAC: 0 DP: 3 HBP: 1	WP: 0 PB: 0 SB: 1 CS: 0	PA: 35
<b>PITCHER</b>	IP WLS BF H R ER SO	IP WLS BF H R ER SO	IP WLS BF H R ER SO	IP WLS BF H R ER SO	IP WLS BF H R ER SO	IP WLS BF H R ER SO	IP WLS BF H R ER SO	IP WLS BF H R ER SO	IP WLS BF H R ER SO	IP WLS BF H R ER SO	IP WLS BF H R ER SO	IP WLS BF H R ER SO	IP WLS BF H R ER SO	IP WLS BF H R ER SO	IP WLS BF H R ER SO	IP WLS BF H R ER SO	ERA WHIP	ERA WHIP				
Larry Dierker, R (1, 1) ERA: 3.16	9.0	W	35	6	4	4	9	4	0	1	0	0	0	0	0	0	4.00	1.111				

Houston Astros @ New York Mets  
Shea Stadium, Flushing, NY  
Wed Aug 23 1972, 3:33 AM EDT  
Att: 26,100 - Unknown

AB	30
R	4
H	6
RBI	4
BB	4
SO	9
LOB	15





Batter	1	2	3	4	5	6	7	8	9	AB	R	H	RBI	BB	SO	LOB	TOP			
Lute Barnes, R (1,4) OBP: 0.390, SLG: 0.405	5-3		F9			L1-3		1B		4	0	1	0	0	0	2	<b>New York Mets @ Atlanta Braves</b> Atlanta Stadium, Atlanta, GA Fri Aug 25 1972, 7:05 PM EDT Att: 12,097 - Unknown			
Wayne Garrett, L (1,5) OBP: 0.372, SLG: 0.303	G6-3 BB			F8				1B		2	0	1	0	2	0	0				
Willie Mays, R (1,8) OBP: 0.409, SLG: 0.414 Dave Marshall, L (6,9) OBP: 0.312, SLG: 0.348	G6-3			K		K		K		3	0	0	0	0	2	2				
Tommie Agee, R (1,9) OBP: 0.341, SLG: 0.399		G5-4-3 BB						FC6		2	0	0	0	2	0	3				
Duffy Dyer, R (1,2) OBP: 0.304, SLG: 0.382		G5-4-3						F8		4	0	0	0	0	1	2				
John Milner, L (1,7) OBP: 0.343, SLG: 0.426				K		3-1		P6		4	1	1	1	0	1	0				
Jim Beauchamp, R (1,3) OBP: 0.288, SLG: 0.355				SH1-4 1B		K		K		3	0	1	0	1	2	0				
Bud Harrelson, S (1,6) OBP: 0.306, SLG: 0.259				F9		F7		1B		4	0	2	0	0	0	1				
Jim McAndrew, R (1,1) OBP: 0.143, SLG: 0.063 Jim Fregosi, R (8,PH) OBP: 0.306, SLG: 0.357 Tug McGraw, R (8,PH) OBP: 0.200, SLG: 0.143 Ed Kranepool, L (8,PH) OBP: 0.329, SLG: 0.384				SH1-4				K		0	0	0	0	1	0	0				
						L1-3 BB		4-3		1	0	0	0	0	1	1				
										1	0	0	0	0	0	2				
<b>Inning Stats</b>	R: 0 E: 0 K: 0 S: 2	H: 0 LOB: 0 BB: 1 P: 6	R: 0 E: 0 K: 1 S: 4	H: 0 LOB: 0 BB: 1 P: 8	R: 0 E: 0 K: 1 S: 4	H: 1 LOB: 1 BB: 0 P: 4	R: 0 E: 0 K: 2 S: 7	H: 0 LOB: 1 BB: 1 P: 11	R: 0 E: 0 K: 1 S: 5	H: 0 LOB: 0 BB: 0 P: 5	R: 1 E: 0 K: 1 S: 6	H: 1 LOB: 0 BB: 0 P: 6	R: 0 E: 0 K: 2 S: 10	H: 3 LOB: 3 BB: 0 P: 10	R: 0 E: 0 K: 0 S: 4	H: 1 LOB: 2 BB: 1 P: 8	1B: 4 2B: 2 3B: 0 HR: 1	SF: 0 SAC: 1 DP: 3 HBP: 0	WP: 0 PB: 0 CS: 0	PA: 36
<b>PITCHER</b>	IP WLS BF H R ER SO BB IBB HBP BLK WP HR S P ERA WHIP																			
George Stone, L (1,1) ERA: 4.72	8.2 W 35 6 1 1 8 6 0 0 0 0 0 1 45 69 1.04 1.385																			
Cecil Upshaw, R (9,1) ERA: 4.47	0.1 S 1 0 0 0 0 0 0 0 0 0 0 0 0 1 1 0.00 0.000																			


AB	29
R	1
H	6
RBI	1
BB	6
SO	8
LOB	16




Batter	1	2	3	4	5	6	7	8	9	AB	R	H	RBI	BB	SO	LOB	BOTTOM			
Ralph Garr, L (1,7) OBP: 0.363, SLG: 0.418	FC5-4 1B							F8		4	1	3	1	0	0	1	<b>New York Mets @ Atlanta Braves</b> Atlanta Stadium, Atlanta, GA Fri Aug 25 1972, 7:05 PM EDT Att: 12,097 - Unknown			
Felix Milan, R (1,4) OBP: 0.288, SLG: 0.307	P6			F3				4-3		4	0	0	0	0	0	4				
Hank Aaron, R (1,3) OBP: 0.390, SLG: 0.484	FC5-4 WP			F8						2	0	0	0	2	0	3				
Dusty Baker Jr., R (1,8) OBP: 0.381, SLG: 0.486	F7									3	1	0	0	1	0	3				
Earl Williams, R (1,2) OBP: 0.335, SLG: 0.444				F7				F8		4	0	1	0	0	1	1				
Darrell Evans, L (1,5) OBP: 0.397, SLG: 0.405				F5				P6		4	0	0	0	0	0	2				
Mike Lum, L (1,9) OBP: 0.323, SLG: 0.363				F9						3	0	0	0	0	0	1				
Marty Perez, R (1,6) OBP: 0.265, SLG: 0.258										3	0	2	1	0	0	0				
George Stone, L (1,1) OBP: 0.308, SLG: 0.150 Cecil Upshaw, R (9,1) OBP: 0.167, SLG: 0.167										2	0	1	0	0	0	0				
										0	0	0	0	0	0	0				
<b>Inning Stats</b>	R: 0 E: 0 K: 0 S: 4	H: 1 LOB: 1 BB: 0 P: 4	R: 0 E: 0 K: 0 S: 3	H: 0 LOB: 0 BB: 0 P: 3	R: 0 E: 0 K: 0 S: 5	H: 2 LOB: 2 BB: 0 P: 5	R: 1 E: 1 K: 1 S: 6	H: 1 LOB: 2 BB: 1 P: 10	R: 1 E: 0 K: 0 S: 4	H: 1 LOB: 1 BB: 1 P: 8	R: 0 E: 0 K: 0 S: 3	H: 0 LOB: 0 BB: 0 P: 3	R: 0 E: 0 K: 0 S: 4	H: 1 LOB: 1 BB: 0 P: 4	R: 0 E: 0 K: 0 S: 3	H: 1 LOB: 1 BB: 1 P: 7	1B: 5 2B: 1 3B: 0 HR: 1	SF: 0 SAC: 1 DP: 1 HBP: 0	WP: 2 PB: 2 CS: 0	PA: 33
<b>PITCHER</b>	IP WLS BF H R ER SO BB IBB HBP BLK WP HR S P ERA WHIP																			
Jim McAndrew, R (1,1) ERA: 2.48	7.0 L 29 6 2 1 1 2 2 0 0 0 0 0 1 29 37 1.29 1.143																			
Tug McGraw, L (8,1) ERA: 1.6	1.0 4 1 0 0 0 0 1 0 0 0 0 0 0 3 7 0.00 2.000																			





Batter	1	2	3	4	5	6	7	8	9	AB	R	H	RBI	BB	SO	LOB	TOP					
Lute Barnes, R (1, 6) OBP: 0.370, SLG: 0.381	E5 E G3 PB		5-3			5-3		BB 1B BB	5-3	5	2	1	0	0	0	0	<p><b>New York Mets @ Atlanta Braves</b> Atlanta Stadium, Atlanta, GA</p> <p>Sat Aug 26 1972, 7:05 PM EDT Att: 17,259 - Unknown</p> <p>livebaseballscores.com</p> <p>AB 32 R 6 H 6 RBI 5 BB 8 SO 5 LOB 16</p> 					
Wayne Garrett, L (1, 5) OBP: 0.369, SLG: 0.300	G3		F8			4-3		BB 1B BB		2	0	0	0	0	0	1						
Jerry Grote, R (4, 5) OBP: 0.301, SLG: 0.290								BB 1B BB		2	1	1	0	1	0	0						
John Milner, L (1, 7) OBP: 0.341, SLG: 0.420	K					K		BB 1B BB	F8	4	1	0	0	1	3	1						
Tommy Agee, R (1, 8) OBP: 0.344, SLG: 0.399								BB 1B BB	F7	3	0	1	0	2	0	4						
Ed Kranepool, L (1, 3) OBP: 0.328, SLG: 0.379	CS	P4				K		BB 1B BB	F8	3	1	0	1	1	1	2						
Dave Marshall, L (1, 9) OBP: 0.318, SLG: 0.348								BB 1B BB	F7	3	1	1	1	1	0	1						
Ken Boswell, L (1, 4) OBP: 0.245, SLG: 0.262								BB 1B BB		2	0	0	0	1	0	1						
Jim Beauchamp, R (8, PH) OBP: 0.277, SLG: 0.364								BB 1B BB		1	0	1	2	0	0	0						
Ted Martinez, R (8, 4) OBP: 0.240, SLG: 0.259								BB 1B BB		0	0	0	0	0	0	0						
Duffy Dyer, R (1, 2) OBP: 0.307, SLG: 0.382								BB 1B BB		3	0	1	1	1	0	3						
Jon Matlack, L (1, 1) OBP: 0.242, SLG: 0.169								BB 1B BB		2	0	0	0	0	1	1						
Bob Rauch, R (7, 1) OBP: 0.304, SLG: 0.354								BB 1B BB		0	0	0	0	0	0	0						
Jim Fregosi, R (8, PH) OBP: 0.304, SLG: 0.354								BB 1B BB		2	0	0	0	0	0	2						
Ray Sadecki, L (8, 1) OBP: 0.200, SLG: 0.200								BB 1B BB		0	0	0	0	0	0	0						
<b>Inning Stats</b>	R: 1 E: 2 K: 1 S: 5	H: 0 LOB: 0 BB: 1 P: 9	R: 0 E: 0 K: 0 S: 4	H: 1 LOB: 1 BB: 0 P: 4	R: 0 E: 0 K: 1 S: 5	H: 0 LOB: 0 BB: 0 P: 5	R: 0 E: 0 K: 2 S: 7	H: 1 LOB: 0 BB: 0 P: 7	R: 0 E: 0 K: 0 S: 3	H: 0 LOB: 1 BB: 1 P: 7	R: 0 E: 0 K: 1 S: 5	H: 0 LOB: 0 BB: 0 P: 5	R: 0 E: 0 K: 0 S: 3	H: 0 LOB: 2 BB: 2 P: 11	R: 5 E: 0 K: 0 S: 7	H: 4 LOB: 2 BB: 3 P: 19	R: 0 E: 0 K: 0 S: 3	H: 0 LOB: 1 BB: 1 P: 7	1B: 6 2B: 0 3B: 0 HR: 0	SF: 0 SAC: 0 DP: 0 HBP: 0	WP: 0 PB: 1 SB: 0 CS: 1	PA: 41
<b>PITCHER</b>	IP WLS BF H R ER SO BB IBB HBP BLK WP HR S P ERA WHIP																					
Phil Niekro, R (1, 1) ERA: 3.11	7.1	30	4	4	3	5	5	0	0	0	0	0	0	0	35	55	3.68	1.227				
Pat Jarvis, R (8, 1) ERA: 4.35	0.1	3	0	0	0	0	2	0	0	0	0	0	0	1	9	0.00	6.000					
Joe Hoerner, L (8, 1) ERA: 4.17	0.0	1	1	1	1	0	0	0	0	0	0	0	0	1	1	∞	∞					
Cecil Upshaw, R (8, 1) ERA: 4.34	1.1	W 6	1	1	1	0	1	0	0	0	0	0	0	5	9	6.75	1.500					

Batter	1	2	3	4	5	6	7	8	9	AB	R	H	RBI	BB	SO	LOB	BOTTOM					
Ralph Garr, L (1, 9) OBP: 0.360, SLG: 0.413	1-3	FC6-4								5	0	0	0	0	0	6	<p><b>New York Mets @ Atlanta Braves</b> Atlanta Stadium, Atlanta, GA</p> <p>Sat Aug 26 1972, 7:05 PM EDT Att: 17,259 - Unknown</p> <p>livebaseballscores.com</p> <p>AB 33 R 7 H 8 RBI 6 BB 4 SO 2 LOB 16</p> 					
Felix Milan, R (1, 4) OBP: 0.288, SLG: 0.307										4	1	1	0	0	0	2						
Hank Aaron, R (1, 3) OBP: 0.389, SLG: 0.481										4	0	1	0	0	0	1						
Dusty Baker Jr., R (1, 8) OBP: 0.379, SLG: 0.492										4	2	1	1	0	0	1						
Earl Williams, R (1, 2) OBP: 0.336, SLG: 0.453										4	2	2	1	0	0	1						
Rico Carty, R (1, 7) OBP: 0.304, SLG: 0.417										3	0	0	0	1	1	1						
Mike Lum, L (8, FR) OBP: 0.323, SLG: 0.363										0	1	0	0	0	0	0						
Darrell Evans, L (1, 5) OBP: 0.368, SLG: 0.413										3	1	1	3	1	1	1						
Marty Perez, R (1, 6) OBP: 0.270, SLG: 0.259										2	0	1	0	2	0	0						
Phil Niekro, R (1, 1) OBP: 0.213, SLG: 0.244										3	0	1	1	0	0	2						
Pat Jarvis, R (8, 1) OBP: 0.182, SLG: 0.238										0	0	0	0	0	0	0						
Joe Hoerner, R (8, 1) ERA: 4.60										0	0	0	0	0	0	0						
Cecil Upshaw, R (8, 1) OBP: 0.143, SLG: 0.143										1	0	0	0	0	0	1						
<b>Inning Stats</b>	R: 1 E: 0 K: 0 S: 4	H: 1 LOB: 0 BB: 0 P: 4	R: 1 E: 0 K: 0 S: 5	H: 2 LOB: 2 BB: 1 P: 9	R: 0 E: 0 K: 0 S: 3	H: 0 LOB: 0 BB: 0 P: 3	R: 1 E: 0 K: 2 S: 8	H: 1 LOB: 0 BB: 0 P: 8	R: 0 E: 0 K: 0 S: 3	H: 0 LOB: 0 BB: 0 P: 3	R: 1 E: 0 K: 0 S: 4	H: 1 LOB: 0 BB: 0 P: 4	R: 0 E: 0 K: 0 S: 4	H: 1 LOB: 2 BB: 1 P: 8	R: 3 E: 1 K: 0 S: 6	H: 2 LOB: 2 BB: 2 P: 14	R: 0 E: 0 K: 0 S: 3	H: 0 LOB: 1 BB: 1 P: 7	1B: 4 2B: 1 3B: 0 HR: 3	SF: 0 SAC: 0 DP: 0 HBP: 0	WP: 2 PB: 0 SB: 0 CS: 0	PA: 37
<b>PITCHER</b>	IP WLS BF H R ER SO BB IBB HBP BLK WP HR S P ERA WHIP																					
Jon Matlack, L (1, 1) ERA: 2.26	6.0	24	5	4	3	2	1	0	0	0	0	0	0	2	27	31	4.50	1.000				
Bob Rauch, R (7, 1) ERA: 4.60	1.0	5	1	0	0	0	1	0	0	0	0	0	0	4	8	0.00	2.000					
Ray Sadecki, L (8, 1) ERA: 3.04	1.0	L 8	2	3	3	0	2	0	0	0	0	1	6	14	27.00	4.000						



Batter	1	2	3	4	5	6	7	8	9	AB	R	H	RBI	BB	SO	LOB	TOP										
Lute Barnes, R OBP: 0.327, SLG: 0.333	P5	P4		4-3		P4	4-3		FC5-4 1B	6	0	0	0	0	0	3	<b>New York Mets @ Atlanta Braves</b> Atlanta Stadium, Atlanta, GA Sun Aug 27 1972, 3:33 AM EDT Att: 11,509 - Unknown										
Ken Boswell, L OBP: 0.250, SLG: 0.277	F8	4-3		FC6-4 BB		WP 1B		HR	P6	5	2	2	1	1	0	2											
John Milner, L OBP: 0.344, SLG: 0.431	HR			HR	BB	K		5-3		5	2	2	2	1	2	2											
Tommie Agee, R OBP: 0.347, SLG: 0.411	6-3			HR		1B BB			F8	5	1	2	2	1	0	3											
Ed Kranepool, L OBP: 0.329, SLG: 0.384		4-3		2B		F8		F8		5	1	2	1	0	0	1											
Dave Marshall, L OBP: 0.321, SLG: 0.353	E4 2B			WP 5-3		FC6-4 BB		F8	K	4	2	1	1	1	1	3											
Duffy Dyer, R OBP: 0.309, SLG: 0.384	1B			6-3		FC6-4 BB		F2		4	2	1	0	1	0	2											
Jerry Grote, R OBP: 0.312, SLG: 0.296	HR			5-3		BB		SH1-4 BB	1B	3	2	2	3	2	0	0											
Tom Seaver, R OBP: 0.224, SLG: 0.338 Danny Frisella, L OBP: 0.333, SLG: 0.333	HR			K		F8		SH1-4	FC5-4 1B	3	1	1	2	0	1	2											
<b>Inning Stats</b>	R: 1 E: 0 K: 0 S: 4	H: 1 LOB: 0 BB: 0 P: 4	R: 4 E: 1 K: 0 S: 7	H: 3 LOB: 0 BB: 0 P: 7	R: 4 E: 0 K: 1 S: 8	H: 3 LOB: 0 BB: 1 P: 12	R: 0 E: 0 K: 1 S: 5	H: 0 LOB: 1 BB: 1 P: 9	R: 0 E: 0 K: 0 S: 3	H: 0 LOB: 2 BB: 2 P: 11	R: 1 E: 0 K: 0 S: 7	H: 2 LOB: 1 BB: 1 P: 11	R: 0 E: 0 K: 0 S: 3	H: 0 LOB: 0 BB: 1 P: 7	R: 1 E: 0 K: 1 S: 7	H: 2 LOB: 1 BB: 0 P: 7	R: 2 E: 0 K: 0 S: 6	H: 3 LOB: 2 BB: 1 P: 10	1B: 6 2B: 4 3B: 0 HR: 4	SF: 0 SAC: 1 DP: 0 HBP: 0	WP: 3 PB: 0 SB: 0 CS: 0	PA: 49					
<b>PITCHER</b>	IP	WLS	BF	H	R	ER	SO	BB	IBB	HBP	BLK	WP	HR	S	P	ERA	WHIP										
Denny McLain, R ERA: 6.01	2.0	L	14	6	8	7	0	1	0	0	0	0	3	13	17	31.50	3.500										
Tom Kelley, R ERA: 4.5	4.0		19	3	2	2	3	4	0	0	0	2	0	21	37	4.50	1.750										
Mike McQueen, L ERA: 5.49	1.0		4	0	0	0	0	1	0	0	0	0	0	3	7	0.00	1.000										
Joe Hoerner, L ERA: 4.29	1.0		5	2	1	1	1	0	0	0	0	0	1	7	7	9.00	2.000										
Pat Jarvis, R ERA: 4.52	1.0		7	3	2	2	0	1	0	0	0	0	0	6	10	18.00	4.000										
<b>Batter</b>	<b>1</b>	<b>2</b>	<b>3</b>	<b>4</b>	<b>5</b>	<b>6</b>	<b>7</b>	<b>8</b>	<b>9</b>	<b>AB</b>	<b>R</b>	<b>H</b>	<b>RBI</b>	<b>BB</b>	<b>SO</b>	<b>LOB</b>	<b>BOTTOM</b>										
Ralph Garr, L OBP: 0.358, SLG: 0.413	K		P7			4-3	F7		WP 2B	5	0	1	1	0	1	1	<b>New York Mets @ Atlanta Braves</b> Atlanta Stadium, Atlanta, GA Sun Aug 27 1972, 3:33 AM EDT Att: 11,509 - Unknown										
Felix Milten, R OBP: 0.290, SLG: 0.308	S 1B			6-3		4-3		G3 1B	6-3	5	0	2	0	0	0	1											
Hank Aaron, R OBP: 0.389, SLG: 0.484 Jim Breazeale, L OBP: 0.279, SLG: 0.483	K						3-1	G3		2	0	1	0	0	1	1											
Dusty Baker Jr., R OBP: 0.378, SLG: 0.489	K						P3	5-3		4	1	1	0	0	1	3											
Earl Williams, R OBP: 0.335, SLG: 0.451		P6					K	F8		4	1	1	0	0	1	2											
Darrell Evans, L OBP: 0.397, SLG: 0.420		F9				4-3			F7	4	1	1	3	0	0	0											
Mike Lum, L OBP: 0.322, SLG: 0.359		F7				3-1		HR	4-3	3	1	0	0	1	0	0											
Marty Perez, R OBP: 0.272, SLG: 0.260						K		2B	2B	3	2	1	0	1	2	0											
Denny McLain, R Tom Kelley, R Mike McQueen, L Joe Hoerner, L Pat Jarvis, R						K			F9	3	1	0	0	0	0	0											
<b>Inning Stats</b>	R: 0 E: 0 K: 3 S: 10	H: 1 LOB: 1 BB: 0 P: 10	R: 0 E: 0 K: 0 S: 3	H: 0 LOB: 0 BB: 0 P: 3	R: 0 E: 0 K: 2 S: 7	H: 0 LOB: 0 BB: 0 P: 7	R: 0 E: 0 K: 1 S: 6	H: 1 LOB: 1 BB: 0 P: 6	R: 0 E: 0 K: 1 S: 5	H: 0 LOB: 0 BB: 0 P: 5	R: 0 E: 0 K: 0 S: 3	H: 0 LOB: 0 BB: 0 P: 3	R: 4 E: 0 K: 0 S: 7	H: 4 LOB: 1 BB: 1 P: 11	R: 0 E: 0 K: 0 S: 4	H: 1 LOB: 1 BB: 0 P: 4	R: 2 E: 0 K: 0 S: 5	H: 2 LOB: 1 BB: 1 P: 9	1B: 5 2B: 3 3B: 0 HR: 1	SF: 0 SAC: 0 DP: 0 HBP: 0	WP: 1 PB: 0 SB: 1 CS: 0	PA: 38					
<b>PITCHER</b>	IP	WLS	BF	H	R	ER	SO	BB	IBB	HBP	BLK	WP	HR	S	P	ERA	WHIP										
Tom Seaver, R ERA: 2.98	7.0	W	28	6	4	4	7	1	0	0	0	1	1	41	45	5.14	1.000										
Danny Frisella, R ERA: 3.13	2.0	S	10	3	2	2	0	1	0	0	0	1	0	9	13	9.00	2.000										

AB	41
R	13
H	14
RBI	13
BB	7
SO	4
LOB	18



AB	36
R	6
H	9
RBI	5
BB	2
SO	7
LOB	11





Batter	1	2	3	4	5	6	7	8	9	AB	R	H	RBI	BB	SO	LOB	TOP		
<b>Bud Harrelson, S</b> (1, 6) OBP: 0.305, SLG: 0.262	F5			6-3		P4		1-3 2-H 2B		4	0	1	1	0	0	0	<b>New York Mets @ Cincinnati Reds</b> Riverfront Stadium, Cincinnati, OH Mon Aug 28 1972, 7:05 PM EDT Att: 18,508 - Unknown		
<b>Wayne Garrett, L</b> (1, 5) OBP: 0.368, SLG: 0.296	P4			F9			BB	K		3	0	0	0	1	1	3			
<b>John Milner, L</b> (1, 7) OBP: 0.343, SLG: 0.439	G3			P4			F8		HR	4	1	1	1	0	0	1			
<b>Tommie Agee, R</b> (1, 8) OBP: 0.346, SLG: 0.407		6-3			6-3		P4		BB	3	0	0	0	1	0	1			
<b>Ed Kranepool, L</b> (1, 3) OBP: 0.327, SLG: 0.381																			
<b>Jim Beauchamp, R</b> (7, PH) OBP: 0.271, SLG: 0.354		K			3-1		F9		K	2	0	0	0	0	1	0			
<b>Jim Beauchamp, R</b> (7, PH) OBP: 0.271, SLG: 0.354									K	2	0	0	0	0	1	2			
<b>Dave Marshall, L</b> (1, 9) OBP: 0.321, SLG: 0.352																			
<b>Cleon Jones, R</b> (9, PH) OBP: 0.324, SLG: 0.354		G3						K	F7	3	0	1	0	0	1	0			
<b>Ken Boswell, L</b> (1, 4) OBP: 0.247, SLG: 0.273																			
<b>Willie Mays, R</b> (9, PH) OBP: 0.408, SLG: 0.413				F8				K	F6	3	0	0	0	0	2	1			
<b>Willie Mays, R</b> (9, PH) OBP: 0.408, SLG: 0.413										1	0	0	0	0	0	1			
<b>Duffy Dyer, R</b> (1, 2) OBP: 0.309, SLG: 0.380				F8			F4		1B 2B HBP	2	1	0	0	0	0	0			
<b>Brent Strom, R</b> (1, 1) OBP: 0.306, SLG: 0.356																			
<b>Jim Fregosi, R</b> (8, PH) OBP: 0.240, SLG: 0.259				F7			F5		2B 1B	1	0	1	0	0	0	0			
<b>Ted Martinez, R</b> (8, PH) OBP: 0.240, SLG: 0.259										0	0	0	0	0	0	0			
<b>Bob Rauch, R</b> (8, 1) OBP: 0.240, SLG: 0.259										0	0	0	0	0	0	0			
<b>Inning Stats</b>	R: 0 E: 0 K: 0 S: 3	H: 0 LOB: 0 BB: 0 P: 3	R: 0 E: 0 K: 1 S: 5	H: 0 LOB: 0 BB: 0 P: 5	R: 0 E: 0 K: 0 S: 3	H: 0 LOB: 0 BB: 0 P: 3	R: 0 E: 0 K: 0 S: 3	H: 0 LOB: 0 BB: 0 P: 3	R: 0 E: 0 K: 1 S: 6	H: 1 LOB: 1 BB: 0 P: 6	R: 0 E: 0 K: 0 S: 3	H: 0 LOB: 1 BB: 1 P: 7	R: 1 E: 0 K: 3 S: 11	H: 2 LOB: 3 BB: 0 P: 12	R: 1 E: 0 K: 1 S: 6	H: 1 LOB: 1 BB: 1 P: 10	1B: 2 2B: 1 3B: 0 HR: 1	SF: 0 SAC: 0 DP: 0 HBP: 1	WP: 0 PA: 34 PB: 0 SB: 1 CS: 0
<b>PITCHER</b>	IP	WLS	BF	H	R	ER	SO	BB	IBB	HBP	BLK	WP	HR	S	P	ERA	WHIP		
<b>Gary Nolan, R</b> (1, 1) ERA: 1.93	6.0	W	19	1	0	0	2	0	0	0	0	0	0	23	23	0.00	0.167		
<b>Tom Hall, L</b> (7, 1) ERA: 2.74	3.0	S	15	3	2	2	4	2	0	1	0	0	1	20	29	6.00	1.667		

Batter	1	2	3	4	5	6	7	8	9	AB	R	H	RBI	BB	SO	LOB	BOTTOM		
<b>Pete Rose, S</b> (1, 7) OBP: 0.378, SLG: 0.407	F8		4-3			1B HR BB		2B		3	1	1	0	1	0	1	<b>New York Mets @ Cincinnati Reds</b> Riverfront Stadium, Cincinnati, OH Mon Aug 28 1972, 7:05 PM EDT Att: 18,508 - Unknown		
<b>Joe Morgan, L</b> (1, 4) OBP: 0.419, SLG: 0.458				P4		1-3 2-H HR 1B		L5		4	1	2	1	0	0	1			
<b>Bobby Tolan, L</b> (1, 8) OBP: 0.341, SLG: 0.403						1-3 2-H HR 1B		K		4	1	2	3	0	1	2			
<b>Johnny Bench, R</b> (1, 9) OBP: 0.378, SLG: 0.530		1-3		G5-4-3 1B		1-3 2-H HR 1B		5-3		4	0	0	0	0	1	2			
<b>Tony Perez, R</b> (1, 3) OBP: 0.354, SLG: 0.516										3	0	0	0	0	3	0			
<b>Denis Menke, R</b> (1, 5) OBP: 0.323, SLG: 0.357										3	1	1	1	0	0	0			
<b>Dave Concepcion, R</b> (1, 6) OBP: 0.287, SLG: 0.272										3	0	0	0	0	0	0			
<b>Bill Plummer, R</b> (1, 2) OBP: 0.241, SLG: 0.288										3	0	1	0	0	0	0			
<b>Gary Nolan, R</b> (1, 1) ERA: 4.67										1	0	0	0	0	1	1			
<b>George Foster, R</b> (6, PH) OBP: 0.246, SLG: 0.313										1	1	1	0	0	0	0			
<b>Tom Hall, L</b> (7, 1) ERA: 2.74										1	0	0	0	0	0	0			
<b>Inning Stats</b>	R: 0 E: 0 K: 0 S: 3	H: 1 LOB: 0 BB: 0 P: 3	R: 0 E: 0 K: 1 S: 5	H: 0 LOB: 0 BB: 0 P: 5	R: 0 E: 0 K: 1 S: 6	H: 1 LOB: 1 BB: 0 P: 6	R: 0 E: 0 K: 0 S: 3	H: 1 LOB: 0 BB: 0 P: 3	R: 0 E: 0 K: 2 S: 10	H: 3 LOB: 3 BB: 1 P: 14	R: 1 E: 0 K: 0 S: 4	H: 1 LOB: 0 BB: 0 P: 4	R: 0 E: 0 K: 1 S: 6	H: 1 LOB: 1 BB: 0 P: 6	1B: 4 2B: 2 3B: 0 HR: 2	SF: 0 SAC: 0 DP: 2 HBP: 0		WP: 1 PA: 31 PB: 0 SB: 0 CS: 0	
<b>PITCHER</b>	IP	WLS	BF	H	R	ER	SO	BB	IBB	HBP	BLK	WP	HR	S	P	ERA		WHIP	
<b>Brent Strom, L</b> (1, 1) ERA: 4.67	7.0	L	27	7	5	5	5	1	0	0	1	1	2	36	40	6.43	1.143		
<b>Bob Rauch, R</b> (8, 1) ERA: 4.22	1.0		4	1	0	0	1	0	0	0	0	0	0	6	6	0.00	1.000		



Batter	1	2	3	4	5	6	7	8	9	AB	R	H	RBI	BB	SO	LOB	TOP																					
<b>Tommie Agee, R</b> OBP: 0.344, SLG: 0.413 (1, 8)	4-3		K		K			HR	K	5	1	1	1	0	3	2	<b>New York Mets @ Cincinnati Reds</b> Riverfront Stadium, Cincinnati, OH Tue Aug 29 1972, 7:05 PM EDT Att: 22,114 - Unknown																					
<b>Ken Boswell, L</b> OBP: 0.247, SLG: 0.285 (1, 4)	F8			HR		G3		K		4	1	1	1	0	1	0																						
<b>John Milner, L</b> OBP: 0.342, SLG: 0.436 (1, 7)	1B			4-3		1-3		4-3		4	0	1	0	0	0	0																						
<b>Ed Kranepool, L</b> OBP: 0.330, SLG: 0.393 (1, 3)	K			HR		K		BB		3	1	1	1	1	2	1																						
<b>Dave Marshall, L</b> OBP: 0.326, SLG: 0.352 (1, 9)	F8			CS 1B		G3 BB		3-1		3	0	1	0	1	0	1																						
<b>Wayne Garrett, L</b> OBP: 0.370, SLG: 0.294 (1, 5)	4-3			FC5-4 BB		G3		1B FC4-2 BB		2	0	0	0	2	0	1																						
<b>Duffy Dyer, R</b> OBP: 0.308, SLG: 0.378 (1, 2)	K			FC5-4		K		SH1-4 FC4-2 1B		4	0	1	0	0	2	2																						
<b>Bud Harrelson, S</b> OBP: 0.305, SLG: 0.260 (1, 6)	6-3			4-3		IBB		FC4-2 SH1-4		3	0	0	0	1	0	2																						
<b>Jim McAndrew, R</b> OBP: 0.132, SLG: 0.057 (1, 1)								SH1-4		3	0	0	0	0	3	2																						
<b>Tug McGraw, R</b> OBP: 0.200, SLG: 0.143 (9, 1)								SH1-4		0	0	0	0	0	0	0																						
<b>Inning Stats</b>	R: 0 E: 0 K: 1 S: 6	H: 1 LOB: 1 BB: 0 P: 6	R: 0 E: 0 K: 1 S: 5	H: 0 LOB: 0 BB: 0 P: 5	R: 0 E: 0 K: 2 S: 7	H: 0 LOB: 0 BB: 0 P: 7	R: 2 E: 0 K: 0 S: 5	H: 3 LOB: 1 BB: 1 P: 9	R: 0 E: 0 K: 2 S: 7	H: 0 LOB: 0 BB: 0 P: 7	R: 0 E: 0 K: 2 S: 5	H: 0 LOB: 2 BB: 2 P: 15	R: 1 E: 0 K: 1 S: 6	H: 1 LOB: 1 BB: 1 P: 10	R: 0 E: 0 K: 1 S: 6	H: 1 LOB: 2 BB: 1 P: 10	1B: 3 2B: 0 3B: 0 HR: 3	SF: 0 SAC: 1 DP: 0 HBP: 0	WP: 0 PB: 0 SB: 0 CS: 1	PA: 37																		
<b>PITCHER</b>	IP	WLS	BF	H	R	ER	SO	BB	IBB	HBP	BLK	WP	HR	S	P	ERA	WHIP	<b>PITCHER</b>				IP	WLS	BF	H	R	ER	SO	BB	IBB	HBP	BLK	WP	HR	S	P	ERA	WHIP
<b>Jack Billingham, R</b> ERA: 3.06 (1, 1)	8.0	L	32	5	3	3	10	3	1	0	0	0	3	48	64	3.38	1.000					8.0	L	32	5	3	3	10	3	1	0	0	0	3	48	64	3.38	1.000
<b>Clay Carroll, R</b> ERA: 2.99 (9, 1)	1.0	S	5	1	0	0	1	1	0	0	0	0	0	6	10	0.00	2.000					1.0	S	5	1	0	0	1	1	0	0	0	6	10	0.00	2.000		

AB	31
R	3
H	6
RBI	3
BB	5
SO	11
LOB	11



Batter	1	2	3	4	5	6	7	8	9	AB	R	H	RBI	BB	SO	LOB	BOTTOM																					
<b>Pete Rose, S</b> OBP: 0.379, SLG: 0.412 (1, 7)	F7			FC4-6 1B		3B		F8		4	0	2	0	0	0	0	<b>New York Mets @ Cincinnati Reds</b> Riverfront Stadium, Cincinnati, OH Tue Aug 29 1972, 7:05 PM EDT Att: 22,114 - Unknown																					
<b>Joe Morgan, L</b> OBP: 0.416, SLG: 0.454 (1, 4)	L3			F7		P6		3-1		4	0	0	0	0	2	2																						
<b>Bobby Tolan, L</b> OBP: 0.339, SLG: 0.400 (1, 8)	K			FC4-6		P4		4-3		4	0	0	0	0	1	2																						
<b>Johnny Bench, R</b> OBP: 0.377, SLG: 0.527 (1, 9)	F9			F7		K		1B BB		3	0	0	0	1	1	2																						
<b>Tony Perez, R</b> OBP: 0.353, SLG: 0.514 (1, 3)	E5			G6-4-3		F2		BB		4	0	1	0	0	0	0																						
<b>Denis Menke, R</b> OBP: 0.325, SLG: 0.355 (1, 5)	G6-4-3			1B HBP		K		1B BB		2	0	0	0	1	1	1																						
<b>Darrel Chaney, S</b> OBP: 0.353, SLG: 0.333 (1, 6)	F8			F7		F5		F7		3	0	0	0	0	0	1																						
<b>Hal McRae, R</b> OBP: 0.239, SLG: 0.369 (9, PH)										1	0	0	0	0	0	3																						
<b>Bill Plummer, R</b> OBP: 0.256, SLG: 0.303 (1, 2)				G2-6-4 1B		1B		6-3		3	0	2	0	0	0	0																						
<b>Jack Billingham, R</b> OBP: 0.085, SLG: 0.053 (1, 1)				G2-6-4		K		F8		2	0	0	0	0	1	3																						
<b>Ted Uhlender, L</b> OBP: 0.239, SLG: 0.182 (8, PH)										1	0	0	0	0	0	0																						
<b>Clay Carroll, R</b> OBP: 0.125, SLG: 0.125 (9, 1)										0	0	0	0	0	0	0																						
<b>Inning Stats</b>	R: 0 E: 0 K: 1 S: 5	H: 0 LOB: 0 BB: 0 P: 5	R: 0 E: 1 K: 0 S: 3	H: 0 LOB: 0 BB: 0 P: 3	R: 0 E: 0 K: 0 S: 3	H: 1 LOB: 0 BB: 0 P: 3	R: 0 E: 0 K: 0 S: 4	H: 1 LOB: 1 BB: 0 P: 4	R: 0 E: 0 K: 1 S: 6	H: 1 LOB: 2 BB: 0 P: 7	R: 0 E: 0 K: 1 S: 6	H: 1 LOB: 1 BB: 0 P: 6	R: 0 E: 0 K: 1 S: 5	H: 0 LOB: 0 BB: 0 P: 5	R: 0 E: 0 K: 0 S: 3	H: 0 LOB: 3 BB: 0 P: 3	R: 0 E: 0 K: 0 S: 4	H: 1 LOB: 3 BB: 2 P: 12	1B: 4 2B: 0 3B: 1 HR: 0	SF: 0 SAC: 0 DP: 2 HBP: 1	WP: 0 PB: 0 SB: 0 CS: 0	PA: 34																
<b>PITCHER</b>	IP	WLS	BF	H	R	ER	SO	BB	IBB	HBP	BLK	WP	HR	S	P	ERA	WHIP	<b>PITCHER</b>				IP	WLS	BF	H	R	ER	SO	BB	IBB	HBP	BLK	WP	HR	S	P	ERA	WHIP
<b>Jim McAndrew, R</b> ERA: 2.31 (1, 1)	8.2	W	32	5	0	0	4	1	0	0	0	0	0	38	43	0.00	0.692					8.2	W	32	5	0	0	0	4	1	0	0	38	43	0.00	0.692		
<b>Tug McGraw, L</b> ERA: 1.79 (9, 1)	0.1	S	2	0	0	0	0	1	0	0	0	0	0	1	5	0.00	3.000					0.1	S	2	0	0	0	0	1	0	0	1	5	0.00	3.000			

AB	31
R	0
H	5
RBI	0
BB	2
SO	4
LOB	14





Batter	1	2	3	4	5	6	7	8	9	AB	R	H	RBI	BB	SO	LOB	TOP																					
Lute Barnes, R (1,4) OBP: 0.321, SLG: 0.327 Jim Fregosi, R (9, PH) OBP: 0.305, SLG: 0.355	SH1-4 1B		F9		F8		F7		K	4	0	1	0	0	0	1																						
Wayne Garrett, L (1,5) OBP: 0.365, SLG: 0.299	SH1-4 1-2		FC4 2B		F4			K		3	0	1	0	0	1	0																						
Tommie Agee, R (1,8) OBP: 0.345, SLG: 0.415	1-3		FC4 IBB		F9			2B		3	0	1	0	1	0	1																						
Cleon Jones, R (1,7) OBP: 0.320, SLG: 0.349	6-3		FC4		F8			F9		4	0	0	1	0	0	4																						
Jim Beauchamp, R (1,3) OBP: 0.261, SLG: 0.341 Ed Kranepool, L (8, PH) OBP: 0.328, SLG: 0.391		5-3	5-3			K		4-3		3	0	0	0	0	1	2																						
Duffy Dyer, R (1,2) OBP: 0.307, SLG: 0.380		5-3		SH4-3 2B		F9			6-3	4	0	1	0	0	0	0																						
Dave Marshall, L (1,9) OBP: 0.340, SLG: 0.391				SH4-3 1B			HR		1B	3	1	3	1	0	0	0																						
Bud Harrelson, S (1,6) OBP: 0.304, SLG: 0.260		F7		P4			6-3		1B	4	0	1	0	0	0	2																						
Jon Matlack, L (1,1) OBP: 0.246, SLG: 0.177 Gary Gentry, R (7,1) OBP: 0.205, SLG: 0.150 John Milner, L (9, PH) OBP: 0.342, SLG: 0.436 Willie Mays, R (9, PH) OBP: 0.406, SLG: 0.411			2B FC4 1B		K		K		F9	3	1	1	0	0	2	1																						
<b>Inning Stats</b>	R: 0 E: 0 K: 0 S: 4	H: 1 LOB: 1 BB: 0 P: 4	R: 0 E: 0 K: 0 S: 4	H: 1 LOB: 1 BB: 0 P: 4	R: 1 E: 0 K: 0 S: 5	H: 2 LOB: 2 BB: 1 P: 9	R: 0 E: 0 K: 1 S: 6	H: 1 LOB: 0 BB: 0 P: 6	R: 0 E: 0 K: 1 S: 5	H: 0 LOB: 0 BB: 0 P: 5	R: 0 E: 0 K: 1 S: 6	H: 0 LOB: 0 BB: 0 P: 6	R: 1 E: 0 K: 1 S: 6	H: 1 LOB: 1 BB: 0 P: 6	R: 0 E: 0 K: 1 S: 6	H: 1 LOB: 1 BB: 0 P: 6	R: 0 E: 0 K: 1 S: 7	H: 2 LOB: 2 BB: 0 P: 7	1B: 5 2B: 3 3B: 0 HR: 1	SF: 0 SAC: 2 DP: 0 HBP: 0	WP: 0 PA: 37 PB: 0 SB: 0 CS: 0																	
<b>PITCHER</b>	IP	WLS	BF	H	R	ER	SO	BB	IBB	HBP	BLK	WP	HR	S	P	ERA	WHIP	<b>PITCHER</b>				IP	WLS	BF	H	R	ER	SO	BB	IBB	HBP	BLK	WP	HR	S	P	ERA	WHIP
Don Gullett, L (1,1) ERA: 4.13	7.0	W	28	6	2	2	3	0	1	0	0	0	1	33	37	2.57	0.857																					
Pedro Borbon, R (8,1) ERA: 2.95	1.1		7	3	0	0	1	0	0	0	0	0	0	9	9	0.00	2.250																					
Tom Hall, L (9,1) ERA: 2.72	0.2	S	2	0	0	0	1	0	0	0	0	0	0	4	4	0.00	0.000																					

New York Mets @ Cincinnati Reds  
Riverfront Stadium, Cincinnati, OH  
Wed Aug 30 1972, 7:05 PM EDT  
Att: 22,008 - Unknown

AB 34  
R 2  
H 9  
RBI 2  
BB 1  
SO 5  
LOB 16



Batter	1	2	3	4	5	6	7	8	9	AB	R	H	RBI	BB	SO	LOB	BOTTOM																					
Pete Rose, S (1,7) OBP: 0.379, SLG: 0.411	4-3		6-3			1B 1B				3	0	1	0	0	0	0																						
Joe Morgan, L (1,4) OBP: 0.413, SLG: 0.450	P6			F8		K	K			4	0	0	0	0	2	3																						
Bobby Tolan, L (1,8) OBP: 0.340, SLG: 0.400	G3			S 1B		1B	K			4	1	2	0	0	1	2																						
Johnny Bench, R (1,9) OBP: 0.378, SLG: 0.524		G1-6-3 BB		F8		P6		F8 BB		2	0	0	0	2	0	2																						
Tony Perez, R (1,3) OBP: 0.357, SLG: 0.515 Cesar Geronimo, L (8, PR) OBP: 0.328, SLG: 0.414		G1-6-3 1-2		FC6-4 1B		1B 1B		G4-6-3 BB		3	1	2	1	1	0	1																						
Denis Menke, R (1,5) OBP: 0.326, SLG: 0.356				FC6-4 1B		1B 1B		F8		4	1	2	0	0	0	3																						
Dave Concepcion, R (1,6) OBP: 0.286, SLG: 0.270 Hal McRae, R (7, PH) OBP: 0.254, SLG: 0.379 Pedro Borbon, R (8,1) OBP: 0.125, SLG: 0.067 Tom Hall, L (9,1) OBP: 0.185, SLG: 0.120		F9			6-3		2B 1B	G4-6-3 1-2		2	0	0	0	0	0	1																						
Bill Plummer, R (1,2) OBP: 0.247, SLG: 0.291			F3		K		K			3	0	0	0	0	2	2																						
Don Gullett, R (1,1) OBP: 0.321, SLG: 0.308 Joe Hague, L (7, PH) OBP: 0.341, SLG: 0.404 Darrel Chaney, S (7, PR) OBP: 0.353, SLG: 0.333			K		5-3		1B 2B			2	0	0	0	0	1	0																						
<b>Inning Stats</b>	R: 0 E: 0 K: 0 S: 3	H: 0 LOB: 0 BB: 0 P: 3	R: 0 E: 0 K: 0 S: 3	H: 1 LOB: 1 BB: 1 P: 7	R: 0 E: 0 K: 1 S: 5	H: 0 LOB: 0 BB: 0 P: 5	R: 1 E: 0 K: 0 S: 5	H: 2 LOB: 1 BB: 0 P: 5	R: 0 E: 0 K: 1 S: 6	H: 0 LOB: 0 BB: 0 P: 5	R: 0 E: 0 K: 1 S: 6	H: 2 LOB: 1 BB: 0 P: 6	R: 3 E: 0 K: 3 S: 13	H: 4 LOB: 2 BB: 0 P: 14	R: 0 E: 0 K: 0 S: 2	H: 0 LOB: 2 BB: 2 P: 10	1B: 8 2B: 1 3B: 0 HR: 0	SF: 0 SAC: 0 DP: 2 HBP: 1	WP: 0 PA: 34 PB: 0 SB: 1 CS: 0																			
<b>PITCHER</b>	IP	WLS	BF	H	R	ER	SO	BB	IBB	HBP	BLK	WP	HR	S	P	ERA	WHIP	<b>PITCHER</b>				IP	WLS	BF	H	R	ER	SO	BB	IBB	HBP	BLK	WP	HR	S	P	ERA	WHIP
Jon Matlack, L (1,1) ERA: 2.37	6.0	L	25	8	4	4	3	1	0	0	0	0	0	30	34	6.00	1.500																					
Gary Gentry, R (7,1) ERA: 3.8	2.0		9	1	0	0	3	2	0	1	0	0	0	12	21	0.00	1.500																					

New York Mets @ Cincinnati Reds  
Riverfront Stadium, Cincinnati, OH  
Wed Aug 30 1972, 7:05 PM EDT  
Att: 22,008 - Unknown

AB 30  
R 4  
H 9  
RBI 4  
BB 3  
SO 6  
LOB 16





Batter	1	2	3	4	5	6	7	8	9	AB	R	H	RBI	BB	SO	LOB	TOP					
Tommie Agee, R OBP: 0.342, SLG: 0.411 (1, 9)			4-3		6-3					4	0	0	0	0	2	0	<b>New York Mets @ Houston Astros</b> Astrodome, Houston, TX Fri Sep 01 1972, 8:05 PM EDT Att: 12,253 - Dome					
Lute Barnes, R OBP: 0.300, SLG: 0.304 (1, 4)			5-3					6-3		4	0	0	0	0	0	0						
Willie Mays, R OBP: 0.404, SLG: 0.408 Dave Marshall, L OBP: 0.340, SLG: 0.391 (8, 9)						6-3				4	0	1	0	0	2	0						
Cleon Jones, R OBP: 0.316, SLG: 0.344 (1, 7)				6-3						4	0	0	0	0	1	1						
Jim Fregosi, R OBP: 0.311, SLG: 0.358 (1, 5)										3	0	2	0	1	0	0						
Duffy Dyer, R OBP: 0.310, SLG: 0.382 (1, 2)										4	0	2	0	0	1	1						
Jim Beauchamp, R OBP: 0.264, SLG: 0.341 (1, 3)										3	0	1	0	0	0	4						
Bud Harrelson, S OBP: 0.305, SLG: 0.258 (1, 6)										2	0	0	0	1	0	2						
Tom Seaver, R OBP: 0.218, SLG: 0.329 John Milner, L OBP: 0.341, SLG: 0.435 Danny Frisella, L OBP: 0.333, SLG: 0.333 Jerry Koosman, R OBP: 0.081, SLG: 0.081 (7, PH)										2	0	0	0	0	0	0						
<b>Inning Stats</b>	R: 0 E: 0 K: 1 S: 6	H: 1 LOB: 1 BB: 0 P: 6	R: 0 E: 0 K: 0 S: 3	H: 1 LOB: 1 BB: 1 P: 7	R: 0 E: 0 K: 0 S: 3	H: 0 LOB: 0 BB: 0 P: 3	R: 0 E: 0 K: 1 S: 7	H: 2 LOB: 2 BB: 0 P: 7	R: 0 E: 0 K: 0 S: 3	H: 0 LOB: 0 BB: 0 P: 3	R: 0 E: 0 K: 0 S: 5	H: 0 LOB: 0 BB: 0 P: 5	R: 0 E: 0 K: 0 S: 4	H: 2 LOB: 1 BB: 1 P: 8	R: 0 E: 0 K: 2 S: 7	H: 0 LOB: 0 BB: 0 P: 7		R: 0 E: 0 K: 1 S: 5	H: 0 LOB: 0 BB: 0 P: 5	1B: 6 2B: 0 3B: 0 HR: 0	SF: 0 SAC: 0 DP: 2 HBP: 0	WP: 0 PB: 0 SB: 0 CS: 0
<b>PITCHER</b> Dave Roberts, L ERA: 4.33 (1, 1)	IP: 9.0 WLS: W BF: 33	H: 6 R: 0 ER: 0 SO: 6	BB: 2 IBB: 0 HBP: 0 BLK: 0	WP: 0 HR: 0 S: 43 P: 51	ERA: 0.00 WHIP: 0.889	<b>PITCHER</b>																

AB	31
R	0
H	6
RBI	0
BB	2
SO	6
LOB	11



Batter	1	2	3	4	5	6	7	8	9	AB	R	H	RBI	BB	SO	LOB	BOTTOM		
Roger Metzger, S OBP: 0.281, SLG: 0.256 (1, 6)			4-3					5-3		5	2	1	1	0	1	2	<b>New York Mets @ Houston Astros</b> Astrodome, Houston, TX Fri Sep 01 1972, 8:05 PM EDT Att: 12,253 - Dome		
Cesar Cedeno, R OBP: 0.401, SLG: 0.581 Norm Miller, L OBP: 0.317, SLG: 0.389 (8, 9)										3	0	0	0	1	1	2			
Jimmy Wynn, R OBP: 0.377, SLG: 0.464 (1, 9)										4	0	0	0	0	0	3			
Lee May, R OBP: 0.346, SLG: 0.510 (1, 3)										4	1	2	2	0	1	0			
Bob Watson, R OBP: 0.379, SLG: 0.451 (1, 7)										4	1	2	0	0	2	0			
Johnny Edwards, L OBP: 0.352, SLG: 0.372 (1, 2)										4	0	1	1	0	1	2			
Doug Rader, R OBP: 0.312, SLG: 0.438 (1, 5)										3	2	1	1	1	2	0			
Tommy Helms, R OBP: 0.303, SLG: 0.371 (1, 4)										3	1	2	0	1	0	1			
Dave Roberts, L OBP: 0.265, SLG: 0.349 (1, 1)										2	1	1	1	0	0	1			
<b>Inning Stats</b>	R: 0 E: 0 K: 2 S: 7	H: 0 LOB: 0 BB: 0 P: 7	R: 0 E: 0 K: 1 S: 6	H: 1 LOB: 1 BB: 0 P: 6	R: 0 E: 0 K: 1 S: 5	H: 0 LOB: 0 BB: 0 P: 5	R: 0 E: 0 K: 0 S: 8	H: 5 LOB: 2 BB: 0 P: 8	R: 2 E: 1 K: 0 S: 4	H: 0 LOB: 1 BB: 2 P: 12	R: 3 E: 0 K: 0 S: 6	H: 4 LOB: 1 BB: 1 P: 10	1B: 8 2B: 2 3B: 0 HR: 0	SF: 1 SAC: 1 DP: 0 HBP: 0	WP: 3 PB: 0 SB: 2 CS: 0	PA: 37			
<b>PITCHER</b> Tom Seaver, R ERA: 3.02 Danny Frisella, R ERA: 3.54 Jerry Koosman, L ERA: 4.33 (7, 1)	IP: 6.0 WLS: L BF: 24	H: 6 R: 3 ER: 3 SO: 8	BB: 0 IBB: 0 HBP: 0 BLK: 0	WP: 0 HR: 0 S: 40 P: 40	ERA: 4.50 WHIP: 1.000	<b>PITCHER</b>													





Batter	1	2	3	4	5	6	7	8	9	AB	R	H	RBI	BB	SO	LOB	TOP																
Tommie Agee, R OBP: 0.339, SLG: 0.406	F9			4-3		5-3		SF9	SH	4	1	0	1	1	0	3																	
Ken Boswell, L OBP: 0.257, SLG: 0.306	G4-6-3 1B			1B		F8		HR	1B	5	2	4	3	0	0	0																	
John Milner, L OBP: 0.436, SLG: 0.436	G4-6-3			F5				1B	SH	4	2	2	0	0	0	2																	
Willie Mays, R OBP: 0.404, SLG: 0.408	G4-6-3 1-2			L9				1B	1B	0	0	0	0	0	0	0																	
Ed Kranepool, L OBP: 0.333, SLG: 0.393		G6-4-3 1B						2B	1B	4	1	2	0	1	0	2																	
Cleon Jones, R OBP: 0.317, SLG: 0.349	G6-4-3 1-2				E6			1B	1B	5	2	2	3	0	0	2																	
Wayne Garrett, L OBP: 0.370, SLG: 0.301	4-3				P5			1B	1B	5	0	2	3	0	0	2																	
Duffy Dyer, R OBP: 0.312, SLG: 0.382			6-3		K			1B	K	5	1	2	0	0	2	2																	
Bud Harrelson, S OBP: 0.306, SLG: 0.260			F9		6-3			1B	1B	5	1	2	0	0	0	3																	
Brent Strom, R Ray Sadecki, L Lute Barries, R Bob Rauch, R Dave Marshall, L Jerry Koosman, R Tug McGraw, R	F7				F7			1B	1B	1	0	0	0	0	0	0																	
<b>Inning Stats</b>	R: 0 E: 0 K: 0 S: 3	H: 1 LOB: 0 BB: 0 P: 3	R: 0 E: 0 K: 0 S: 3	H: 1 LOB: 0 BB: 0 P: 3	R: 0 E: 0 K: 0 S: 3	H: 0 LOB: 0 BB: 0 P: 3	R: 0 E: 0 K: 0 S: 4	H: 1 LOB: 1 BB: 0 P: 4	R: 0 E: 0 K: 1 S: 6	H: 0 LOB: 0 BB: 0 P: 6	R: 0 E: 0 K: 0 S: 4	H: 1 LOB: 0 BB: 0 P: 4	R: 7 E: 0 K: 0 S: 11	H: 8 LOB: 2 BB: 1 P: 15	R: 4 E: 1 K: 1 S: 9	H: 4 LOB: 3 BB: 3 P: 21	1B: 14 2B: 1 3B: 0 HR: 1	SF: 1 SAC: 1 DP: 2 HBP: 0	WP: 1 PB: 0 SB: 0 CS: 0	PA: 46													
<b>PITCHER</b>	IP WLS BF H R ER SO BB IBB HBP BLK WP HR S P ERA WHIP																																
Don Wilson, R ERA: 2.95	7.1	29	7	4	1	0	1	0	0	0	0	0	1	30	34	4.91	1.091																
Fred Gladding, R ERA: 2.93	0.0	3	3	1	1	0	0	0	0	0	0	0	0	3	3	∞	∞																
Jim Ray, R ERA: 3.78	0.2	L 6	3	4	4	0	1	0	0	0	0	0	0	5	9	54.00	6.000																
Tom Griffin, R ERA: 3.08	0.2	7	3	2	1	1	1	1	0	0	1	0	7	15	13.50	6.000																	
George Culver, R ERA: 2.94	0.1	1	0	0	0	0	0	0	0	0	0	0	1	1	0.00	0.000																	
<b>Batter</b>	<b>1</b>	<b>2</b>	<b>3</b>	<b>4</b>	<b>5</b>	<b>6</b>	<b>7</b>	<b>8</b>	<b>9</b>	<b>AB</b>	<b>R</b>	<b>H</b>	<b>RBI</b>	<b>BB</b>	<b>SO</b>	<b>LOB</b>	<b>BOTTOM</b>																
Roger Metzger, S OBP: 0.282, SLG: 0.257	L4			4-3				F8	1B	5	1	2	0	0	0	1																	
Cesar Cedeno, R OBP: 0.401, SLG: 0.580	6-3			L6-4 1-H 2-H				F8	1B	4	1	1	2	1	1	2																	
Jimmy Wynn, R OBP: 0.379, SLG: 0.462	HR			BB				F3	1B	2	2	0	0	3	1	0																	
Lee May, R OBP: 0.345, SLG: 0.513	HR			L6-4				K	1B	5	1	1	2	0	2	4																	
Bob Watson, R OBP: 0.377, SLG: 0.448	5-3			F8				6-3	1B	5	0	1	2	0	0	1																	
Doug Rader, R OBP: 0.311, SLG: 0.436		6-3						6-3	1B	4	1	1	0	0	1	1																	
Tommy Helms, R OBP: 0.307, SLG: 0.375	F8			E				1B	1B	3	1	2	1	0	0	0																	
Larry Howard, R OBP: 0.264, SLG: 0.284	F3			K				K	1B	4	0	0	0	0	2	3																	
Don Wilson, R OBP: 0.119, SLG: 0.103								K	1B	3	1	1	0	0	1	1																	
Fred Gladding, L ERA: 2.97								K	1B	0	0	0	0	0	0	0																	
Jim Ray, R OBP: 0.067, SLG: 0.067				1B				K	1B	1	0	0	0	0	1	1																	
Tom Griffin, R OBP: 0.261, SLG: 0.522				2B				K	1B	0	0	0	0	0	0	0																	
George Culver, R OBP: 0.211, SLG: 0.222				1B				K	1B	0	0	0	0	0	0	0																	
<b>Inning Stats</b>	R: 2 E: 0 K: 0 S: 4	H: 1 LOB: 1 BB: 1 P: 8	R: 0 E: 0 K: 0 S: 3	H: 0 LOB: 0 BB: 0 P: 3	R: 2 E: 0 K: 0 S: 5	H: 3 LOB: 1 BB: 1 P: 9	R: 1 E: 1 K: 1 S: 7	H: 1 LOB: 0 BB: 0 P: 7	R: 0 E: 0 K: 1 S: 5	H: 0 LOB: 0 BB: 0 P: 5	R: 1 E: 0 K: 2 S: 9	H: 2 LOB: 1 BB: 0 P: 9	R: 2 E: 0 K: 2 S: 8	H: 1 LOB: 1 BB: 2 P: 16	R: 0 E: 0 K: 2 S: 8	H: 1 LOB: 2 BB: 0 P: 9	R: 0 E: 0 K: 1 S: 5	H: 0 LOB: 0 BB: 0 P: 5	1B: 6 2B: 3 3B: 0 HR: 1	SF: 0 SAC: 0 DP: 1 HBP: 1	WP: 2 PB: 0 SB: 0 CS: 0	PA: 41											
<b>PITCHER</b>	IP WLS BF H R ER SO BB IBB HBP BLK WP HR S P ERA WHIP																																
Brent Strom, L ERA: 6.05	2.0	12	4	4	4	0	2	0	0	0	0	0	0	14	14	0.00	0.333																
Ray Sadecki, L ERA: 2.97	3.0	10	1	1	0	2	0	0	0	0	0	0	14	14	0.00	0.333																	
Bob Rauch, R ERA: 5.68	2.0	11	3	3	3	4	2	0	0	0	2	0	17	25	13.50	2.500																	
Jerry Koosman, L ERA: 4.31	0.2	4	1	0	0	1	0	0	1	0	0	0	5	6	0.00	1.500																	
Tug McGraw, L ERA: 1.78	1.1	W 4	0	0	0	2	0	0	0	0	0	0	8	8	0.00	0.000																	

New York Mets @ Houston Astros  
Astrodome, Houston, TX  
Sat Sep 02 1972, 8:05 PM EDT  
Att: 19,691 - Dome

AB 40  
R 11  
H 16  
RBI 10  
BB 4  
SO 2  
LOB 18



New York Mets @ Houston Astros  
Astrodome, Houston, TX  
Sat Sep 02 1972, 8:05 PM EDT  
Att: 19,691 - Dome

AB 36  
R 8  
H 9  
RBI 7  
BB 4  
SO 9  
LOB 14





Batter	1	2	3	4	5	6	7	8	9	AB	R	H	RBI	BB	SO	LOB	TOP							
Tommie Agee, R OBP: 0.340, SLG: 0.404 (1, 9)	0-0 4-3		0-0 1B		0-0 F8		0-0 G4-6-3		4-0 1B IBB	4	0	1	0	1	0	2								
Bud Harrelson, S OBP: 0.309, SLG: 0.265 (1, 6)	0-3 K		0-0 1B		0-0 G5-4-3		0-0 G6-4-3		0-0 F3	5	0	3	1	0	1	0								
Willie Mays, R OBP: 0.404, SLG: 0.409 (2, 3)	4-0 BB		0-0 G5-4-3		0-0 G6-4-3		0-0 G6-4-3		0-0 WP 2B	4	0	1	0	1	0	5								
Ed Kranepool, L OBP: 0.333, SLG: 0.393 (9, 3)			1-2 1B		1-2 1B		1-2 1B		1-3 2-H 1B	0	0	0	0	0	0	0								
Cleon Jones, R OBP: 0.316, SLG: 0.358 (2, 9)	0-3 K				0-0 F9		0-0 HR		0-3 K	4	1	1	1	0	2	2								
Jim Fregosi, R OBP: 0.313, SLG: 0.356 (1, 5)			0-0 F9		0-3 K		4-0 1B		4-0 BB	2	0	0	0	2	1	0								
Wayne Garrett, L OBP: 0.370, SLG: 0.301 (9, 5)					0-0 K		0-0 BB		0-0 BB	0	0	0	0	0	0	0								
Duffy Dyer, R OBP: 0.311, SLG: 0.380 (1, 2)			0-0 1-3		0-0 F9		0-0 1B		0-3 K	4	0	1	0	0	1	2								
Jim Beauchamp, R OBP: 0.284, SLG: 0.360 (2, 7)					0-0 SH1-4		0-3 K		0-0 1B	4	0	3	0	0	1	2								
Dave Marshall, L OBP: 0.342, SLG: 0.388 (9, 9)			1B						FC3-6 1B	0	0	0	0	0	0	0								
Ted Martinez, R OBP: 0.237, SLG: 0.255 (1, 4)			0-3 K		0-0 P6		0-0 P5		0-0 FC3-6 SH2-4 1B	4	1	0	0	0	1	3								
Jim McAndrew, R OBP: 0.150, SLG: 0.056 (1, 1)					0-3 K		0-0 SH1-4		0-0 SH2-4	1	0	0	0	1	1	0								
Tug McGraw, R OBP: 0.250, SLG: 0.143 (8, 1)							4-0 BB		1-2 1B	0	0	0	0	0	0	0								
<b>Inning Stats</b>	R: 0 H: 0 E: 0 K: 2 S: 7	H: 0 LOB: 1 BB: 1 P: 11	R: 0 H: 1 E: 0 K: 1 S: 6	H: 1 LOB: 1 BB: 0 P: 6	R: 0 H: 2 E: 0 K: 1 S: 6	H: 2 LOB: 1 BB: 0 P: 6	R: 0 H: 0 E: 0 K: 1 S: 5	H: 0 LOB: 0 BB: 0 P: 5	R: 0 H: 1 E: 0 K: 0 S: 4	H: 1 LOB: 1 BB: 0 P: 4	R: 1 H: 3 E: 0 K: 1 S: 7	H: 3 LOB: 2 BB: 1 P: 11	R: 0 H: 0 E: 0 K: 0 S: 2	H: 0 LOB: 0 BB: 1 P: 6	R: 0 H: 1 E: 0 K: 2 S: 8	H: 1 LOB: 2 BB: 1 P: 12	R: 1 H: 2 E: 0 K: 0 S: 5	H: 2 LOB: 2 BB: 1 P: 9	1B: 8 2B: 1 3B: 0 HR: 1	SF: 0 SAC: 2 DP: 3 HBP: 0	WP: 1 PB: 0 SB: 0 CS: 0	PA: 39		
<b>PITCHER</b>	IP WLS BF H R ER SO BB IBB HBP BLK WP HR S P ERA WHIP	IP WLS BF H R ER SO BB IBB HBP BLK WP HR S P ERA WHIP	IP WLS BF H R ER SO BB IBB HBP BLK WP HR S P ERA WHIP	IP WLS BF H R ER SO BB IBB HBP BLK WP HR S P ERA WHIP	IP WLS BF H R ER SO BB IBB HBP BLK WP HR S P ERA WHIP	IP WLS BF H R ER SO BB IBB HBP BLK WP HR S P ERA WHIP	IP WLS BF H R ER SO BB IBB HBP BLK WP HR S P ERA WHIP	IP WLS BF H R ER SO BB IBB HBP BLK WP HR S P ERA WHIP	IP WLS BF H R ER SO BB IBB HBP BLK WP HR S P ERA WHIP	IP WLS BF H R ER SO BB IBB HBP BLK WP HR S P ERA WHIP	IP WLS BF H R ER SO BB IBB HBP BLK WP HR S P ERA WHIP	IP WLS BF H R ER SO BB IBB HBP BLK WP HR S P ERA WHIP	IP WLS BF H R ER SO BB IBB HBP BLK WP HR S P ERA WHIP	IP WLS BF H R ER SO BB IBB HBP BLK WP HR S P ERA WHIP	IP WLS BF H R ER SO BB IBB HBP BLK WP HR S P ERA WHIP	IP WLS BF H R ER SO BB IBB HBP BLK WP HR S P ERA WHIP	IP WLS BF H R ER SO BB IBB HBP BLK WP HR S P ERA WHIP	IP WLS BF H R ER SO BB IBB HBP BLK WP HR S P ERA WHIP	IP WLS BF H R ER SO BB IBB HBP BLK WP HR S P ERA WHIP	IP WLS BF H R ER SO BB IBB HBP BLK WP HR S P ERA WHIP	IP WLS BF H R ER SO BB IBB HBP BLK WP HR S P ERA WHIP	IP WLS BF H R ER SO BB IBB HBP BLK WP HR S P ERA WHIP	IP WLS BF H R ER SO BB IBB HBP BLK WP HR S P ERA WHIP	IP WLS BF H R ER SO BB IBB HBP BLK WP HR S P ERA WHIP

**New York Mets @ Houston Astros**  
Astrodome, Houston, TX  
Sun Sep 03 1972, 4:33 AM EDT  
Att: 18,875 - Unknown

AB	32
R	2
H	10
RBI	2
BB	5
SO	8
LOB	16



Batter	1	2	3	4	5	6	7	8	9	AB	R	H	RBI	BB	SO	LOB	BOTTOM							
Roger Metzger, S OBP: 0.284, SLG: 0.259 (1, 6)	0-0 WP E 1B		0-0 F7		0-3 K			0-0 1B G5-2-3		4	1	2	0	0	1	1								
Cesar Cedeno, R OBP: 0.400, SLG: 0.577 (1, 8)	0-0 F9		0-0 6-3		0-0 F3			0-0 6-3		4	0	1	0	0	0	2								
Jimmy Wynn, R OBP: 0.380, SLG: 0.462 (1, 9)	4-0 E BB		0-0 FC6-4		0-0 F8			0-0 6-3		3	0	1	0	1	0	2								
Lee May, R OBP: 0.346, SLG: 0.512 (1, 3)	0-0 F7		0-0 FC6-4		0-0 1B			4-0 1B		3	0	1	0	1	0	3								
Bob Watson, R OBP: 0.376, SLG: 0.446 (1, 7)	0-0 E6		0-0 F9		0-0 1B			0-0 G5-2-3		4	0	1	0	0	0	4								
Johnny Edwards, L OBP: 0.348, SLG: 0.369 (1, 2)	1-3 2-H		0-0 F5		0-0 G3			0-0 1B		3	0	0	0	0	0	3								
Jesus Alou, R OBP: 0.380, SLG: 0.393 (9, FH)					0-0 1-3				0-0 5-3	1	0	0	0	0	0	0								
Doug Rader, R OBP: 0.309, SLG: 0.432 (1, 5)			0-0 5-3		0-3 K			0-0 1-3		4	0	0	0	0	2	0								
Tommy Helms, R OBP: 0.307, SLG: 0.374 (1, 4)			0-0 4-3		0-0 FC1-6			0-0 L6		4	0	1	0	0	0	0								
Jerry Reuss, L OBP: 0.175, SLG: 0.153 (1, 1)			0-3 K		0-0 FC1-6			0-3 K		3	0	0	0	0	2	1								
Fred Gladding, L ERA: 2.9					1-2 1B					0	0	0	0	0	0	0								
<b>Inning Stats</b>	R: 1 H: 1 E: 1 K: 0 S: 5	H: 1 LOB: 2 BB: 1 P: 9	R: 0 H: 0 E: 0 K: 1 S: 5	H: 0 LOB: 0 BB: 0 P: 5	R: 0 H: 1 E: 0 K: 0 S: 4	H: 1 LOB: 1 BB: 0 P: 4	R: 0 H: 0 E: 0 K: 1 S: 5	H: 0 LOB: 0 BB: 0 P: 5	R: 0 H: 2 E: 0 K: 0 S: 4	H: 2 LOB: 1 BB: 1 P: 8	R: 0 H: 0 E: 0 K: 1 S: 5	H: 0 LOB: 0 BB: 0 P: 5	R: 0 H: 0 E: 0 K: 1 S: 5	H: 0 LOB: 0 BB: 0 P: 5	1B: 7 2B: 0 3B: 0 HR: 0	SF: 0 SAC: 0 DP: 1 HBP: 0	WP: 1 PB: 0 SB: 0 CS: 0	PA: 35						
<b>PITCHER</b>	IP WLS BF H R ER SO BB IBB HBP BLK WP HR S P ERA WHIP	IP WLS BF H R ER SO BB IBB HBP BLK WP HR S P ERA WHIP	IP WLS BF H R ER SO BB IBB HBP BLK WP HR S P ERA WHIP	IP WLS BF H R ER SO BB IBB HBP BLK WP HR S P ERA WHIP	IP WLS BF H R ER SO BB IBB HBP BLK WP HR S P ERA WHIP	IP WLS BF H R ER SO BB IBB HBP BLK WP HR S P ERA WHIP	IP WLS BF H R ER SO BB IBB HBP BLK WP HR S P ERA WHIP	IP WLS BF H R ER SO BB IBB HBP BLK WP HR S P ERA WHIP	IP WLS BF H R ER SO BB IBB HBP BLK WP HR S P ERA WHIP	IP WLS BF H R ER SO BB IBB HBP BLK WP HR S P ERA WHIP	IP WLS BF H R ER SO BB IBB HBP BLK WP HR S P ERA WHIP	IP WLS BF H R ER SO BB IBB HBP BLK WP HR S P ERA WHIP	IP WLS BF H R ER SO BB IBB HBP BLK WP HR S P ERA WHIP	IP WLS BF H R ER SO BB IBB HBP BLK WP HR S P ERA WHIP	IP WLS BF H R ER SO BB IBB HBP BLK WP HR S P ERA WHIP	IP WLS BF H R ER SO BB IBB HBP BLK WP HR S P ERA WHIP	IP WLS BF H R ER SO BB IBB HBP BLK WP HR S P ERA WHIP	IP WLS BF H R ER SO BB IBB HBP BLK WP HR S P ERA WHIP	IP WLS BF H R ER SO BB IBB HBP BLK WP HR S P ERA WHIP	IP WLS BF H R ER SO BB IBB HBP BLK WP HR S P ERA WHIP	IP WLS BF H R ER SO BB IBB HBP BLK WP HR S P ERA WHIP	IP WLS BF H R ER SO BB IBB HBP BLK WP HR S P ERA WHIP	IP WLS BF H R ER SO BB IBB HBP BLK WP HR S P ERA WHIP	IP WLS BF H R ER SO BB IBB HBP BLK WP HR S P ERA WHIP

**New York Mets @ Houston Astros**  
Astrodome, Houston, TX  
Sun Sep 03 1972, 4:33 AM EDT  
Att: 18,875 - Unknown

AB	33
R	1
H	7
RBI	0
BB	2
SO	5
LOB	16





Batter	1	2	3	4	5	6	7	8	9	AB	R	H	RBI	BB	SO	LOB	TOP			
Don Kessinger, S (1,6) OBP: 0.367, SLG: 0.341	5-3		5-3		4-3		5-3			4	0	0	0	0	0	0	Chicago Cubs @ New York Mets Shea Stadium, Flushing, NY Mon Sep 04 1972, 3:33 AM EDT Cloudy - 68 F			
Jose Cardenal, R (1,9) OBP: 0.355, SLG: 0.456	F2		1-3		P3			F7		4	0	0	0	0	0					
Billy Williams, L (1,7) OBP: 0.400, SLG: 0.592	1B		K					4-1		4	0	1	0	0	2					
Ron Santo, R (1,5) OBP: 0.390, SLG: 0.512	K				1B			HR		4	1	2	1	0	1					
Jim Hickman, R (1,3)		6-3		L8		FC5		K		4	0	1	0	0	1					
Carmen Fanzone, R (1,4) OBP: 0.352, SLG: 0.425		HR		K					E1	3	1	1	1	1	1					
Ken Rudolph, R (1,2) OBP: 0.273, SLG: 0.324									B3	4	0	2	0	0	0					
Bill North, S (1,8) OBP: 0.255, SLG: 0.184	F7							F8		3	0	0	0	1	1					
Fergie Jenkins, R (1,1) OBP: 0.222, SLG: 0.243	K							K		4	0	0	0	0	3					
<b>Inning Stats</b>	R: 0 E: 0 K: 1 S: 6	H: 1 LOB: 1 BB: 0 P: 6	R: 1 E: 0 K: 1 S: 7	H: 2 LOB: 1 BB: 0 P: 7	R: 0 E: 0 K: 1 S: 5	H: 0 LOB: 0 BB: 0 P: 5	R: 0 E: 0 K: 2 S: 9	H: 2 LOB: 2 BB: 0 P: 9	R: 0 E: 0 K: 1 S: 5	H: 0 LOB: 0 BB: 0 P: 5	R: 0 E: 0 K: 1 S: 5	H: 0 LOB: 0 BB: 0 P: 5	R: 1 E: 0 K: 1 S: 6	H: 1 LOB: 0 BB: 0 P: 6	R: 0 E: 1 K: 0 S: 3	H: 0 LOB: 1 BB: 1 P: 7	1B: 4 2B: 1 3B: 0 HR: 2	SF: 0 SAC: 0 DP: 1 HBP: 0	WP: 0 PB: 0 SB: 0 CS: 0	PA: 36
<b>PITCHER</b>	IP	WLS	BF	H	R	ER	SO	BB	IBB	HBP	BLK	WP	HR	S	P	ERA	WHIP			
Jon Matlack, L (1,1) ERA: 2.37	8.0	L	32	7	2	2	9	0	1	0	0	0	2	49	53	2.25	0.875			
Ray Sadecki, L (9,1) ERA: 2.62	1.0		4	0	0	0	0	0	1	0	0	0	0	3	7	0.00	0.000			

livebaseballscores.com



Batter	1	2	3	4	5	6	7	8	9	AB	R	H	RBI	BB	SO	LOB	BOTTOM		
Tommie Agee, R (1,8) OBP: 0.339, SLG: 0.402	1B		F8			P4		F7		4	0	1	0	0	0	Chicago Cubs @ New York Mets Shea Stadium, Flushing, NY Mon Sep 04 1972, 3:33 AM EDT Cloudy - 68 F			
Ken Boswell, L (1,4) OBP: 0.253, SLG: 0.301	3-1		4-3			4-3		G3		4	0	0	0	0	0				
John Milner, L (1,9) OBP: 0.342, SLG: 0.431	CS				P6	4-3			L8	3	0	0	0	1	0				
Ed Kranepool, L (1,3) OBP: 0.332, SLG: 0.391	CS	5-3			F7				3-1	4	0	1	0	0	0				
Cleon Jones, R (1,7) OBP: 0.315, SLG: 0.354					F8				K	3	0	0	0	1	1				
Wayne Garrett, L (1,5) OBP: 0.369, SLG: 0.298						F8				2	0	0	0	1	1				
Duffy Dyer, R (1,2) OBP: 0.318, SLG: 0.385										2	0	2	0	1	0				
Bud Harrelson, S (1,6) OBP: 0.307, SLG: 0.263										3	0	0	0	0	1				
Jon Matlack, L (1,1) OBP: 0.239, SLG: 0.172										2	0	0	0	0	1				
Dave Marshall, L (8,PH) OBP: 0.340, SLG: 0.385										1	0	0	0	0	0				
Ray Sadecki, L (9,1) OBP: 0.200, SLG: 0.200										0	0	0	0	0	0				
<b>Inning Stats</b>	R: 0 E: 0 K: 0 S: 2	H: 1 LOB: 0 BB: 1 P: 6	R: 0 E: 0 K: 0 S: 2	H: 0 LOB: 2 BB: 3 P: 14	R: 0 E: 0 K: 1 S: 5	H: 0 LOB: 0 BB: 0 P: 5	R: 0 E: 0 K: 0 S: 3	H: 0 LOB: 0 BB: 0 P: 3	R: 0 E: 0 K: 2 S: 9	H: 2 LOB: 2 BB: 0 P: 9	R: 0 E: 0 K: 0 S: 3	H: 0 LOB: 0 BB: 0 P: 3	R: 0 E: 0 K: 1 S: 5	H: 0 LOB: 0 BB: 0 P: 5	1B: 4 2B: 0 3B: 0 HR: 0	SF: 0 SAC: 0 DP: 0 HBP: 0	WP: 0 PB: 0 SB: 0 CS: 2	PA: 33	
<b>PITCHER</b>	IP	WLS	BF	H	R	ER	SO	BB	IBB	HBP	BLK	WP	HR	S	P	ERA	WHIP		
Fergie Jenkins, R (1,1) ERA: 3.12	9.0	W	32	4	0	0	4	4	0	0	0	0	0	36	52	0.00	0.889		

livebaseballscores.com





Batter	1	2	3	4	5	6	7	8	9	AB	R	H	RBI	BB	SO	LOB	TOP		
<b>Don Kessinger, S</b> OBP: 0.366, SLG: 0.340 (1, 6)	P5		BB 1-3 1B		F7		P5		F7	5	0	1	0	0	0	1			
<b>Jose Cardenal, R</b> OBP: 0.354, SLG: 0.453 (1, 9)	F9		1-3		3-1			BB		3	0	0	0	1	0	2			
<b>Joe Pepitone, L</b> OBP: 0.306, SLG: 0.400 (1, 3)	K		BB HBP		FC6-4 1B			F5		3	0	1	0	0	1	1			
<b>Ron Santo, R</b> OBP: 0.389, SLG: 0.508 (1, 5)		K			FC6-4 1B			K		3	0	0	1	1	2	2			
<b>Eliot Hendricks, L</b> OBP: 0.258, SLG: 0.250 (1, 2)	BB 1B		P6				4-1		F9	4	0	1	0	0	0	4			
<b>Carmen Fanzone, R</b> OBP: 0.350, SLG: 0.418 (1, 4)		BB 1B	F9				F7			3	0	0	0	1	1	3			
<b>Rick Monday, L</b> OBP: 0.354, SLG: 0.382 (1, 8)	K				4-3		K			4	1	1	0	0	2	2			
<b>Bill North, S</b> OBP: 0.254, SLG: 0.196 (1, 7)	4-3				F5		4-3		SF8 2B	4	0	1	0	0	0	2			
<b>Juan Pizarro, L</b> OBP: 0.182, SLG: 0.143 <b>Bill Bonham, R</b> OBP: 0.300, SLG: 0.222 <b>Jim Hickman, R</b> OBP: 0.384, SLG: 0.477 <b>Jack Aker, R</b> OBP: 0.400, SLG: 0.592 (1, 1)			1-3 BB 1B		K		K		SF8 2B	1	1	0	0	1	1	0			
<b>Inning Stats</b>	R: 0 E: 0 K: 1 S: 5	H: 0 LOB: 0 BB: 0 P: 5	R: 0 E: 0 K: 2 S: 8	H: 1 LOB: 2 BB: 1 P: 12	R: 1 E: 0 K: 0 S: 4	H: 1 LOB: 3 BB: 2 P: 13	R: 0 E: 0 K: 1 S: 5	H: 0 LOB: 0 BB: 0 P: 5	R: 0 E: 0 K: 1 S: 5	H: 0 LOB: 0 BB: 0 P: 5	R: 0 E: 0 K: 1 S: 5	H: 0 LOB: 1 BB: 1 P: 9	R: 1 E: 0 K: 1 S: 7	H: 2 LOB: 1 BB: 0 P: 7	1B: 4 2B: 1 3B: 0 HR: 0	SF: 1 SAC: 0 DP: 0 HBP: 1	WP: 0 PB: 0 SB: 0 CS: 0	PA: 37	
<b>PITCHER</b>	IP	WLS	BF	H	R	ER	SO	BB	IBB	HBP	BLK	WP	HR	S	P	ERA	WHIP		
<b>Gary Gentry, R</b> ERA: 3.66 <b>Tug McGraw, L</b> ERA: 1.81	(1, 1)	8.0	W	32	3	1	7	4	0	1	0	0	0	41	58	1.12	0.875		
	(9, 1)	1.0	S	5	2	1	1	0	0	0	0	0	0	7	7	9.00	2.000		

Chicago Cubs @ New York Mets  
Shea Stadium, Flushing, NY  
Mon Sep 04 1972, 3:38 AM EDT  
Att: 36,004 - Unknown

AB	31
R	2
H	5
RBI	2
BB	4
SO	8
LOB	17



Batter	1	2	3	4	5	6	7	8	9	AB	R	H	RBI	BB	SO	LOB	BOTTOM		
<b>Tommie Agee, R</b> OBP: 0.337, SLG: 0.402 (1, 8)	E 2B	FC6-4		K		K	G3			5	1	1	0	0	2	5			
<b>Bud Harrelson, S</b> OBP: 0.313, SLG: 0.268 (1, 6)	1-3		G3 1B BB		FC6-5 BB 1B		SH1-3 1B	G5-3 HBP 1B		4	2	3	0	1	0	1			
<b>Willie Mays, R</b> OBP: 0.405, SLG: 0.409 (1, 3)	E6 2H 1B		G3		K		SH1-3	G5-3 HBP		3	1	1	0	0	1	2			
<b>Cleon Jones, R</b> OBP: 0.320, SLG: 0.356 (1, 9)	6-3		2H 1B		BB FC6-5 BB		2B 1B	G5-3		4	1	2	2	1	0	3			
<b>Jim Fregosi, R</b> OBP: 0.312, SLG: 0.358 <b>Dave Marshall, L</b> OBP: 0.345, SLG: 0.389 (1, 5)	F7		K		FC6-5 BB		1B 2B	E9 1B		4	0	1	0	0	1	4			
<b>Jim Beauchamp, R</b> OBP: 0.293, SLG: 0.352 <b>Wayne Garrett, L</b> OBP: 0.372, SLG: 0.298 (1, 7)		1-3	P6		1-2 2-3 BB		1B 1B	FC6 BB		2	1	0	0	2	0	1			
<b>Jerry Grote, R</b> OBP: 0.310, SLG: 0.294 (1, 2)	E5 1B				4-3		K	FC6		5	0	1	1	0	1	5			
<b>Ted Martinez, R</b> OBP: 0.247, SLG: 0.267 (1, 4)	FC6-4 1B						K BB	1-2 2H 3H 1B		3	0	3	2	1	0	0			
<b>Gary Gentry, R</b> OBP: 0.188, SLG: 0.136 <b>Tug McGraw, L</b> OBP: 0.250, SLG: 0.143 (1, 1)	K				K		K	K		4	0	0	0	0	4	6			
<b>Inning Stats</b>	R: 1 E: 1 K: 0 S: 5	H: 2 LOB: 1 BB: 0 P: 5	R: 0 E: 1 K: 1 S: 7	H: 1 LOB: 2 BB: 0 P: 7	R: 1 E: 0 K: 1 S: 6	H: 1 LOB: 1 BB: 1 P: 10	R: 0 E: 0 K: 2 S: 8	H: 1 LOB: 3 BB: 2 P: 16	R: 0 E: 0 K: 2 S: 6	H: 0 LOB: 0 BB: 1 P: 10	R: 4 E: 0 K: 1 S: 10	H: 5 LOB: 2 BB: 1 P: 14	R: 1 E: 1 K: 0 S: 4	H: 2 LOB: 2 BB: 1 P: 9	1B: 10 2B: 3 3B: 0 HR: 0	SF: 0 SAC: 1 DP: 1 HBP: 1	WP: 0 PB: 0 SB: 0 CS: 0	PA: 43	
<b>PITCHER</b>	IP	WLS	BF	H	R	ER	SO	BB	IBB	HBP	BLK	WP	HR	S	P	ERA	WHIP		
<b>Juan Pizarro, L</b> ERA: 3.97 <b>Bill Bonham, R</b> ERA: 3.41 <b>Jack Aker, R</b> ERA: 3.19	(1, 1)	4.2	L	24	4	0	3	1	0	0	0	0	0	9	13	0.00	0.750		
	(7, 1)	2.0		15	7	5	4	1	1	1	0	0	0	14	23	18.00	4.000		

Chicago Cubs @ New York Mets  
Shea Stadium, Flushing, NY  
Mon Sep 04 1972, 3:38 AM EDT  
Att: 36,004 - Unknown

AB	35
R	7
H	13
RBI	5
BB	6
SO	9
LOB	27





Batter	1	2	3	4	5	6	7	8	9	AB	R	H	RBI	BB	SO	LOB	TOP										
<b>Don Kessinger, S</b> (1, 6) OBP: 0.362, SLG: 0.336	F9		F7		K			F9	F7	5	0	0	0	0	1	1											
<b>Rick Monday, L</b> (1, 8) OBP: 0.356, SLG: 0.350	WP BB		1-3		HR			G3		3	1	1	1	1	0	0											
<b>Billy Williams, L</b> (1, 7) OBP: 0.400, SLG: 0.591	F8		1B		K			HBP		3	0	1	0	0	1	1											
<b>Joe Pepitone, L</b> (1, 3) OBP: 0.305, SLG: 0.397	P6		1B			3-1		K		4	0	1	0	0	1	2											
<b>Ron Santo, R</b> (1, 5) OBP: 0.390, SLG: 0.509		2B	K			6-3			HR BB	3	1	1	0	1	1	2											
<b>Jim Hickman, R</b> (1, 9) OBP: 0.383, SLG: 0.483	6-3				P6					4	1	1	2	0	0	1											
<b>Bill North, S</b> (9, 9) OBP: 0.254, SLG: 0.196						4-3			HR	0	0	0	0	0	0	0											
<b>Eliot Hendricks, L</b> (1, 2) OBP: 0.258, SLG: 0.243		BB			F9			K		3	0	0	0	1	2	0											
<b>Carmen Fanzone, R</b> (1, 4) OBP: 0.348, SLG: 0.411			K		F9			F9		3	0	0	0	1	1	2											
<b>Rick Reuschel, R</b> (1, 1) OBP: 0.189, SLG: 0.171	F9				K			K		4	0	0	0	0	2	3											
<b>Inning Stats</b>	R: 0 E: 0 K: 0 S: 3	H: 0 LOB: 1 BB: 1 P: 7	R: 0 E: 0 K: 1 S: 6	H: 1 LOB: 2 BB: 1 P: 10	R: 0 E: 0 K: 1 S: 7	H: 2 LOB: 2 BB: 0 P: 7	R: 0 E: 0 K: 0 S: 3	H: 0 LOB: 0 BB: 0 P: 3	R: 1 E: 0 K: 3 S: 10	H: 1 LOB: 0 BB: 0 P: 10	R: 0 E: 0 K: 0 S: 3	H: 0 LOB: 0 BB: 0 P: 7	R: 0 E: 0 K: 1 S: 5	H: 0 LOB: 1 BB: 0 P: 6	R: 2 E: 0 K: 1 S: 6	H: 1 LOB: 1 BB: 2 P: 14	1B: 2 2B: 1 3B: 0 HR: 2	SF: 0 SAC: 0 DP: 0 HBP: 1	WP: 1 PB: 0 SB: 0 CS: 0	PA: 37							
<b>PITCHER</b>	IP	WLS	BF	H	R	ER	SO	BB	IBB	HBP	BLK	WP	HR	S	P	ERA	WHIP										
<b>Tom Seaver, R</b> (1, 1) ERA: 3.0	5.0	L	21	4	1	1	5	2	0	0	0	1	1	29	37	1.80	1.200										
<b>Ray Sadecki, L</b> (6, 1) ERA: 2.57	3.0		10	0	0	0	3	0	0	1	0	0	0	15	16	0.00	0.000										
<b>Hank Webb, R</b> (9, 1) ERA: 18.0	1.0		6	1	2	2	1	2	0	0	0	0	1	6	14	18.00	3.000										

Chicago Cubs @ New York Mets  
Shea Stadium, Flushing, NY  
Tue Sep 05 1972, 7:05 PM EDT  
Att: 15,915 - Unknown

AB	32
R	3
H	5
RBI	3
BB	4
SO	9
LOB	12



Batter	1	2	3	4	5	6	7	8	9	AB	R	H	RBI	BB	SO	LOB	BOTTOM										
<b>Tommy Agee, R</b> (1, 8) OBP: 0.337, SLG: 0.401	K			L8		L6		F7		1	0	0	0	0	1	0											
<b>John Milner, L</b> (3, 7) OBP: 0.338, SLG: 0.427										3	0	0	0	0	0	2											
<b>Ken Boswell, L</b> (1, 4) OBP: 0.250, SLG: 0.297	F8			6-3		L3			G3	4	0	0	0	0	0	1											
<b>Dave Marshall, L</b> (1, 9) OBP: 0.336, SLG: 0.378	K			4-3					4-3	4	0	0	0	0	1	0											
<b>Ed Kranepool, L</b> (1, 3) OBP: 0.331, SLG: 0.388		L5			P6			FC4 1B	4-3	4	0	1	0	0	0	0											
<b>Cleon Jones, R</b> (1, 7) OBP: 0.320, SLG: 0.356		5-3						F9		3	0	1	0	0	0	1											
<b>Jim Fregosi, R</b> (1, 5) OBP: 0.310, SLG: 0.354		5-3			K			FC4		3	0	0	0	0	1	2											
<b>Duffy Dyer, R</b> (1, 2) OBP: 0.318, SLG: 0.385				G6-4-3 1B		5-3			4-3	3	0	1	0	0	0	1											
<b>Ted Martinez, R</b> (1, 6) OBP: 0.248, SLG: 0.265				G6-4-3				S HBP	1-3	2	0	0	0	0	0	1											
<b>Tom Seaver, R</b> (1, 1) OBP: 0.215, SLG: 0.324										1	0	0	0	0	1	0											
<b>Ray Sadecki, L</b> (6, 1) OBP: 0.182, SLG: 0.182										1	0	0	0	0	1	1											
<b>Jim Beauchamp, R</b> (6, PH) OBP: 0.300, SLG: 0.352										0	0	0	0	1	0	0											
<b>Hank Webb, R</b> (9, 1)										0	0	0	0	0	0	0											
<b>Inning Stats</b>	R: 0 E: 0 K: 2 S: 7	H: 0 LOB: 0 BB: 0 P: 7	R: 0 E: 0 K: 0 S: 3	H: 0 LOB: 0 BB: 0 P: 3	R: 0 E: 0 K: 1 S: 5	H: 1 LOB: 0 BB: 0 P: 5	R: 0 E: 0 K: 0 S: 3	H: 0 LOB: 0 BB: 0 P: 3	R: 0 E: 0 K: 1 S: 6	H: 1 LOB: 1 BB: 0 P: 6	R: 0 E: 0 K: 1 S: 5	H: 0 LOB: 1 BB: 0 P: 6	R: 0 E: 0 K: 0 S: 4	H: 1 LOB: 1 BB: 0 P: 4	R: 0 E: 0 K: 0 S: 3	H: 0 LOB: 1 BB: 1 P: 7	R: 0 E: 0 K: 0 S: 3	H: 0 LOB: 0 BB: 0 P: 3	1B: 3 2B: 0 3B: 0 HR: 0	SF: 0 SAC: 0 DP: 1 HBP: 1	WP: 0 PB: 0 SB: 1 CS: 0	PA: 31					
<b>PITCHER</b>	IP	WLS	BF	H	R	ER	SO	BB	IBB	HBP	BLK	WP	HR	S	P	ERA	WHIP										
<b>Rick Reuschel, R</b> (1, 1) ERA: 2.88	9.0	W	31	3	0	0	5	1	0	1	0	0	0	39	44	0.00	0.444										

Chicago Cubs @ New York Mets  
Shea Stadium, Flushing, NY  
Tue Sep 05 1972, 7:05 PM EDT  
Att: 15,915 - Unknown

AB	29
R	0
H	3
RBI	0
BB	1
SO	5
LOB	9





Batter	1	2	3	4	5	6	7	8	9	AB	R	H	RBI	BB	SO	LOB	TOP										
<b>Pepe Mangual, R</b> (1, 7) OBP: 0.500, SLG: 0.333 <b>Clyde Mashore, R</b> (9, PH) OBP: 0.267, SLG: 0.327 (9, 7)	SH2-4 1B		FC6-4 2B		F8		CS BB	SH2-4	SH2-4	3	1	1	0	1	0	1	<b>Montreal Expos @ New York Mets</b> Shea Stadium, Flushing, NY Wed Sep 06 1972, 7:05 PM EDT Att: 11,745 - Unknown										
<b>Tim Foli, R</b> (1, 6) OBP: 0.290, SLG: 0.287	SH2-4		2B		6-3		K		1B E	3	2	1	1	1	1												
<b>Bob Bailey, R</b> (1, 5) OBP: 0.322, SLG: 0.373	L7		P7		K			5-3	E	5	0	1	2	0	1												
<b>Hal Breedren, R</b> (1, 3) OBP: 0.303, SLG: 0.424 <b>Ron Fairly, L</b> (3, 3) OBP: 0.336, SLG: 0.390	5-3		2B BB				F8	F9	E3	1	0	0	0	1	0	1											
<b>Ken Singleton, S</b> (1, 9) OBP: 0.374, SLG: 0.432		6-3	2B				HR	BB 1B	G4-6-3 IBB	4	1	3	2	1	0	0											
<b>Ron Woods, R</b> (1, 8) OBP: 0.305, SLG: 0.411	HR	6-3					FC5-4 1B	BB	G4-6-3	3	1	2	1	1	0	2											
<b>John Boccabella, R</b> (1, 2) OBP: 0.268, SLG: 0.299	K				F7		F7			4	0	0	0	0	2	3											
<b>Hector Torres, R</b> (1, 4) OBP: 0.208, SLG: 0.222	6-3				6-3		FC5-4 1-2		SH2-4 BB 1B BB	3	1	0	0	1	0	1											
<b>Mike Torrez, R</b> (1, 1) OBP: 0.184, SLG: 0.200 <b>Mike Marshall, R</b> (8, 1) OBP: 0.227, SLG: 0.200 <b>Boots Day, L</b> (8, 8) OBP: 0.284, SLG: 0.253			FC6-4 1B		F8		K		SH2-4 1B BB	3	0	1	0	0	1	0											
<b>Inning Stats</b>	R: 0 E: 0 K: 0 S: 4	H: 1 LOB: 1 BB: 0 P: 4	R: 1 E: 0 K: 1 S: 6	H: 1 LOB: 0 BB: 0 P: 6	R: 2 E: 0 K: 0 S: 6	H: 3 LOB: 2 BB: 1 P: 10	R: 0 E: 0 K: 0 S: 3	H: 0 LOB: 0 BB: 0 P: 3	R: 0 E: 0 K: 1 S: 5	H: 2 LOB: 1 BB: 0 P: 5	R: 0 E: 0 K: 2 S: 6	H: 0 LOB: 1 BB: 1 P: 10	R: 0 E: 0 K: 1 S: 6	H: 1 LOB: 2 BB: 4 P: 10	R: 3 E: 1 K: 0 S: 4	H: 1 LOB: 2 BB: 4 P: 20		1B: 5 2B: 3 3B: 0 HR: 2	SF: 0 SAC: 2 DP: 2 HBP: 0	WP: 0 PB: 0 SB: 0 CS: 1	PA: 42						
<b>PITCHER</b>	IP	WLS	BF	H	R	ER	SO	BB	IBB	HBP	BLK	WP	HR	S	P	ERA	WHIP										
<b>Brent Strom, L</b> (1, 1) ERA: 6.55	2.2	L	14	5	3	3	1	1	0	0	0	0	1	15	19	10.12	2.250										
<b>Bob Rauch, R</b> (3, 1) ERA: 4.79	4.1		15	2	1	1	3	1	0	0	0	0	1	20	24	2.08	0.692										
<b>Ray Sadecki, L</b> (8, 1) ERA: 2.93	1.0		6	1	1	1	1	2	0	0	0	0	0	6	14	9.00	3.000										
<b>Tug McGraw, L</b> (9, 1) ERA: 1.79	1.0		7	1	2	1	0	1	2	0	0	0	0	4	16	9.00	2.000										

AB 33  
R 7  
H 9  
RBI 6  
BB 7  
SO 5  
LOB 15



Batter	1	2	3	4	5	6	7	8	9	AB	R	H	RBI	BB	SO	LOB	BOTTOM										
<b>Ken Boswell, L</b> (1, 4) OBP: 0.246, SLG: 0.291	4-3		G3		F7		G4-6-3		K	5	0	0	0	0	1	2	<b>Montreal Expos @ New York Mets</b> Shea Stadium, Flushing, NY Wed Sep 06 1972, 7:05 PM EDT Att: 11,745 - Unknown										
<b>Jim Fregosi, R</b> (1, 5) OBP: 0.315, SLG: 0.357	K		WP BB 1B				G4-6-3 BB 1B		1B BB	3	1	2	0	1	1	0											
<b>Willie Mays, R</b> (1, 8) OBP: 0.404, SLG: 0.407 <b>John Milner, L</b> (3, PH) OBP: 0.344, SLG: 0.429 (4, 7)	1-3		WP BB				G4-6-3 BB		2B 6-3 1B	1	0	0	0	0	0	0											
<b>Ed Kranepool, L</b> (1, 3) OBP: 0.330, SLG: 0.390		2-3	5-3				G4-6-3		2B	4	0	1	1	0	0	4											
<b>Cleon Jones, R</b> (1, 7) OBP: 0.319, SLG: 0.352 (4, 8)		BB BB			F9		1-3		6-3	3	0	0	1	1	0	2											
<b>Dave Marshall, L</b> (1, 9) OBP: 0.340, SLG: 0.377		BB BB			F8		1B 1B		F8	3	1	1	0	1	0	1											
<b>Duffy Dyer, R</b> (1, 2) OBP: 0.317, SLG: 0.383		F2			F9		1B 1B		F8	4	0	1	0	0	0	3											
<b>Ted Martinez, R</b> (1, 6) OBP: 0.252, SLG: 0.272		5-3					CS 2B		K	4	0	2	1	0	1	2											
<b>Brent Strom, R</b> (1, 1) ERA: 6.55 <b>Bob Rauch, R</b> (3, 1) ERA: 4.79 <b>Bill Sudakis, S</b> (7, PH) OBP: 0.192, SLG: 0.077 <b>Ray Sadecki, L</b> (8, 1) ERA: 2.93 <b>Jim Beauchamp, R</b> (9, 3) OBP: 0.297, SLG: 0.346 <b>Tug McGraw, R</b> (9, 1) ERA: 1.79			1-3				K		5-3	0	0	0	0	0	0	0											
<b>Inning Stats</b>	R: 0 E: 0 K: 1 S: 5	H: 0 LOB: 0 BB: 0 P: 5	R: 0 E: 0 K: 0 S: 3	H: 0 LOB: 2 BB: 2 P: 11	R: 0 E: 0 K: 0 S: 4	H: 1 LOB: 1 BB: 1 P: 8	R: 0 E: 0 K: 0 S: 3	H: 0 LOB: 0 BB: 0 P: 3	R: 0 E: 0 K: 1 S: 5	H: 1 LOB: 1 BB: 0 P: 5	R: 1 E: 0 K: 0 S: 7	H: 3 LOB: 1 BB: 0 P: 7	R: 2 E: 0 K: 0 S: 5	H: 2 LOB: 1 BB: 1 P: 9	R: 0 E: 0 K: 2 S: 7	H: 0 LOB: 0 BB: 0 P: 7		1B: 6 2B: 2 3B: 0 HR: 0	SF: 0 SAC: 0 DP: 2 HBP: 0	WP: 1 PB: 0 SB: 0 CS: 1	PA: 37						
<b>PITCHER</b>	IP	WLS	BF	H	R	ER	SO	BB	IBB	HBP	BLK	WP	HR	S	P	ERA	WHIP										
<b>Mike Torrez, R</b> (1, 1) ERA: 3.14	7.0	W	31	8	3	3	3	5	0	0	0	0	0	32	52	3.86	1.857										
<b>Mike Marshall, R</b> (8, 1) ERA: 1.57	2.0	S	6	0	0	0	2	0	0	0	0	0	0	10	10	0.00	0.000										

AB 32  
R 3  
H 8  
RBI 3  
BB 5  
SO 5  
LOB 17













Batter	1	2	3	4	5	6	7	8	9	10	11	12	13	AB R H RBI BB SO LOB	TOP															
Lou Brock, L OBP: 0.347, SLG: 0.384 (1, 7)	3-1			SF8 1B		F7		1B 1B		G4-3 1B		1-3		6 2 3 1 0 0 1	<b>St. Louis Cardinals @ New York Mets</b> Shea Stadium, Flushing, NY Fri Sep 08 1972, 7:05 PM EDT Att: 28,422 - Unknown  <b>AB 49</b> <b>R 9</b> <b>H 15</b> <b>RBI 9</b> <b>BB 4</b> <b>SO 10</b> <b>LOB 21</b>															
Jose Cruz, L OBP: 0.298, SLG: 0.302 Luis Melendez, R OBP: 0.304, SLG: 0.352 (8, PH)	1B			1-3		6-3		F9		G4-3			4-3 HR BB	3 0 1 0 0 0 1 2 1 0 0 1 0 3																
Bernie Carbo, L OBP: 0.380, SLG: 0.371 (1, 9)	K			SF8		F8		K		4-3			4-3	5 0 0 1 0 2 3																
Joe Torre, R OBP: 0.361, SLG: 0.437 (1, 3)		FC4-6 1B		F9			5-3	FC4-6 1B			L4-3 1B		4-3 HR IBB	5 1 3 2 1 0 0																
Ted Simmons, S OBP: 0.329, SLG: 0.464 (1, 2)		FC4-6 G4-6-3				P4		G3	FC4-6 1B		F9		4-3 HR	6 1 1 3 0 0 3																
Ken Reitz, R OBP: 0.345, SLG: 0.619 (1, 5)		G4-6-3								P3		L4-3	E8 CS 1B	6 0 3 0 0 0 2																
Mike Tyson, R OBP: 0.200, SLG: 0.200 Ted Sizemore, R OBP: 0.320, SLG: 0.338 (7, PH)			K					L4					E6 HR	2 0 0 0 0 2 1 4 1 1 0 0 1 2																
Mick Kelleher, R OBP: 0.375, SLG: 0.231 Ed Crosby, L OBP: 0.253, SLG: 0.253 (8, PH)			K										HR	1 0 0 0 1 1 0 2 1 1 0 1 1 1																
Dwain Anderson, R OBP: 0.297, SLG: 0.313 (12, 6)			K										HR	1 1 1 2 0 0 0																
Jim Bibby, R OBP: 0.260, SLG: 0.333 Bill Vogt, R OBP: 0.220, SLG: 0.292 Joe Girotto, R OBP: 0.291, SLG: 0.365 Skip Jeter, R OBP: 0.291, SLG: 0.231 Bill Stein, R OBP: 0.297, SLG: 0.467 Al Hrabosky, R (12, 1)			K										K	2 0 0 0 0 2 2 1 1 1 0 0 0 0 0 0 0 0 0 0 0 1 0 0 0 0 0 1 0 0 0 0 0 0 0 1 0 0 0 0 1 1 1 0 0 0 0 0 1 1 0 0 0 0 1 0																
<b>Inning Stats</b>	R: 0 E: 0 K: 1 S: 5	H: 1 LOB: 0 BB: 0 P: 5	R: 0 E: 0 K: 0 S: 3	H: 1 LOB: 0 BB: 0 P: 3	R: 0 E: 0 K: 3 S: 9	H: 0 LOB: 0 BB: 0 P: 9	R: 1 E: 0 K: 0 S: 4	H: 1 LOB: 0 BB: 0 P: 4	R: 0 E: 0 K: 0 S: 3	H: 0 LOB: 0 BB: 0 P: 3	R: 0 E: 0 K: 0 S: 4	H: 1 LOB: 1 BB: 0 P: 4	R: 0 E: 0 K: 0 S: 3	H: 1 LOB: 0 BB: 0 P: 3		R: 0 E: 0 K: 1 S: 6	H: 1 LOB: 1 BB: 0 P: 6	R: 0 E: 0 K: 0 S: 3	H: 1 LOB: 0 BB: 0 P: 3	R: 0 E: 0 K: 1 S: 6	H: 1 LOB: 1 BB: 0 P: 6	R: 5 E: 2 K: 1 S: 8	H: 3 LOB: 2 BB: 2 P: 16	1B: 11 2B: 3 3B: 0 HR: 2	SF: 1 SAC: 0 DP: 3 HBP: 0	WP: 2 PB: 1 SB: 2 CS: 1	PA: 54			
<b>PITCHER</b>	IP WLS BF H R ER SO BB IBB HBP BLK WP HR S P ERA WHIP																													
Hank Webb, R ERA: 6.75 Tug McGraw, L ERA: 1.71 Ray Sadecki, L ERA: 2.83 Danny Frisella, R ERA: 3.79 Bob Rauch, R ERA: 5.09	7.0 2.0 2.0 1.1 0.2	WLS 28 8 6 10 2	BF 28 2 2 10 1	H 7 2 0 3 0	R 4 0 0 5 0	ER 4 0 0 4 0	SO 6 2 0 1 1	BB 2 0 0 1 0	IBB 0 0 0 1 0	HBP 0 0 0 0 0	BLK 0 0 0 0 0	WP 0 0 0 0 1	HR 0 0 0 1 1	S 38 12 6 10 4		P 46 6 6 18 4	ERA 5.14 1.00 0.00 27.00 0.00	WHIP 1.286 1.000 1.000 3.000 1.500												

Batter	1	2	3	4	5	6	7	8	9	10	11	12	13	AB R H RBI BB SO LOB	BOTTOM																
Bud Harrelson, S OBP: 0.314, SLG: 0.272 (1, 6)	F8			FC4-6 1B		F9		4-3 SH1-4 1B		F7	FC4		P4	7 0 2 0 0 0 4	<b>St. Louis Cardinals @ New York Mets</b> Shea Stadium, Flushing, NY Fri Sep 08 1972, 7:05 PM EDT Att: 28,422 - Unknown  <b>AB 44</b> <b>R 4</b> <b>H 7</b> <b>RBI 4</b> <b>BB 9</b> <b>SO 13</b> <b>LOB 20</b>																
Ken Boswell, L OBP: 0.251, SLG: 0.307 (1, 4)	4-3		FC4-6			F9		SH1-4		BB BB			K	4 0 0 0 1 1 1																	
John Miner, L OBP: 0.357, SLG: 0.459 (1, 7)	HR			K				4-3		BB BB			K	4 2 1 1 2 2 1																	
Ed Kranepool, L OBP: 0.328, SLG: 0.384 (1, 3)	K			G3				F8		F7			BB	5 1 1 1 1 1 3																	
Cleon Jones, R OBP: 0.311, SLG: 0.343 (1, 9)		K		P4		F8				K			K	6 0 0 0 0 3 4																	
Dave Marshall, L OBP: 0.346, SLG: 0.373 (1, 8)		G3				F5		FC4-6 IBB		S BB			SH2-4 1B	4 0 1 0 2 0 0																	
Wayne Garrett, L OBP: 0.365, SLG: 0.292 (1, 5)		K		P5				FC4-6 3B		K			SH2-4	5 1 0 1 0 3 2																	
Duffy Dyer, R OBP: 0.321, SLG: 0.391 (1, 2)			K			P6		3B					FC4 IBB	4 0 2 1 2 1 0																	
Hank Webb, R ERA: 5.4 Joe Girotto, L ERA: 4.54 Diego Segui, R ERA: 3.34 Al Hrabosky, L ERA:	7.0 1.0 3.0 2.0	WLS 27 4 15 9	BF 27 4 15 9	H 4 1 0 1	R 4 0 0 0	ER 4 0 0 0	SO 5 0 4 4	BB 1 0 2 0	IBB 1 0 2 0	HBP 0 0 0 0	BLK 0 0 0 0	WP 0 0 0 1	HR 1 0 0 0	S 35 4 18 15		P 43 4 38 23	ERA 5.14 0.00 0.00 0.00 0.00	WHIP 0.714 1.000 1.333 1.500													
<b>Inning Stats</b>	R: 1 E: 0 K: 1 S: 6	H: 1 LOB: 0 BB: 0 P: 6	R: 0 E: 0 K: 2 S: 7	H: 0 LOB: 0 BB: 0 P: 7	R: 0 E: 0 K: 1 S: 6	H: 1 LOB: 1 BB: 0 P: 6	R: 0 E: 0 K: 1 S: 5	H: 0 LOB: 0 BB: 0 P: 5	R: 0 E: 0 K: 0 S: 3	H: 0 LOB: 0 BB: 0 P: 3	R: 3 E: 0 K: 0 S: 5	H: 2 LOB: 1 BB: 2 P: 13	R: 0 E: 0 K: 0 S: 4	H: 1 LOB: 1 BB: 0 P: 4		R: 0 E: 0 K: 3 S: 9	H: 0 LOB: 2 BB: 2 P: 17	R: 0 E: 0 K: 0 S: 3	H: 0 LOB: 2 BB: 2 P: 11	R: 0 E: 0 K: 1 S: 6	H: 1 LOB: 2 BB: 1 P: 10	R: 0 E: 0 K: 3 S: 9	H: 0 LOB: 1 BB: 1 P: 13	R: 0 E: 0 K: 1 S: 6	H: 1 LOB: 2 BB: 2 P: 10	1B: 3 2B: 2 3B: 1 HR: 1	SF: 0 SAC: 2 DP: 0 HBP: 0	WP: 1 PB: 0 SB: 2 CS: 0	PA: 55		
<b>PITCHER</b>	IP WLS BF H R ER SO BB IBB HBP BLK WP HR S P ERA WHIP																														



Batter	1	2	3	4	5	6	7	8	9	AB	R	H	RBI	BB	SO	LOB	TOP					
<b>Lou Brock, L</b> OBP: 0.346, SLG: 0.382 (1, 7)										3	0	0	0	1	1	0						
<b>Ted Sizemore, R</b> OBP: 0.317, SLG: 0.334 (1, 4)										4	0	0	0	0	1	3						
<b>Jose Cruz, L</b> OBP: 0.299, SLG: 0.302 (1, 8)										3	0	1	0	0	1	0						
<b>Luis Melendez, R</b> OBP: 0.303, SLG: 0.351 (9, PH)										1	0	0	0	0	0	0						
<b>Joe Torre, R</b> OBP: 0.358, SLG: 0.434 (1, 3)										4	0	0	0	0	1	1						
<b>Ted Simmons, S</b> OBP: 0.326, SLG: 0.461 (1, 2)										4	0	0	0	0	3	1						
<b>Ken Reitz, R</b> OBP: 0.480, SLG: 0.542 (1, 5)										3	0	0	0	0	0	0						
<b>Bernie Carbo, L</b> OBP: 0.382, SLG: 0.385 (1, 9)										3	1	2	1	0	0	0						
<b>Dwain Anderson, R</b> OBP: 0.298, SLG: 0.308 (1, 6)										2	0	0	0	1	0	0						
<b>Bob Gibson, R</b> OBP: 0.188, SLG: 0.405 (1, 1)										1	0	0	0	1	0	0						
<b>Bill Voss, L</b> OBP: 0.272, SLG: 0.290 (8, PH)										1	0	0	0	0	1	2						
<b>Charlie Hudson, L</b> OBP: 0.303, SLG: 0.351 (8, 1)										0	0	0	0	0	0	0						
<b>Inning Stats</b>	R: 0 E: 0 K: 1 S: 5	H: 0 LOB: 0 BB: 0 P: 5	R: 0 E: 0 K: 1 S: 5	H: 0 LOB: 0 BB: 0 P: 5	R: 0 E: 0 K: 0 S: 2	H: 0 LOB: 0 BB: 1 P: 6	R: 0 E: 0 K: 2 S: 7	H: 0 LOB: 0 BB: 0 P: 7	R: 0 E: 0 K: 1 S: 5	H: 0 LOB: 0 BB: 0 P: 5	R: 1 E: 0 K: 0 S: 4	H: 1 LOB: 0 BB: 0 P: 4	R: 0 E: 0 K: 2 S: 8	H: 1 LOB: 1 BB: 0 P: 8	R: 0 E: 0 K: 1 S: 6	H: 1 LOB: 3 BB: 2 P: 14	R: 0 E: 0 K: 0 S: 3	H: 0 LOB: 0 BB: 0 P: 3	1B: 2 2B: 0 3B: 0 HR: 1	SF: 0 SAC: 0 DP: 0 HBP: 0	WP: 0 PB: 0 SB: 0 CS: 1	PA: 33
<b>PITCHER</b>	IP	WLS	BF	H	R	ER	SO	BB	IBB	HBP	BLK	WP	HR	S	P	ERA	WHIP					
<b>Gary Gentry, R</b> ERA: 3.54 (1, 1)	7.2	W	28	3	1	1	8	3	0	0	0	0	1	41	53	1.17	0.783					
<b>Tug McGraw, L</b> ERA: 1.69 (8, 1)	1.1	S	4	0	0	0	0	0	0	0	0	0	0	4	4	0.00	0.000					

St. Louis Cardinals @ New York Mets  
Shea Stadium, Flushing, NY  
Sat Sep 09 1972, 3:33 AM EDT  
Att: 20,568 - Unknown

AB	29
R	1
H	3
RBI	1
BB	3
SO	8
LOB	7



Batter	1	2	3	4	5	6	7	8	9	AB	R	H	RBI	BB	SO	LOB	BOTTOM					
<b>Tommie Agee, R</b> OBP: 0.330, SLG: 0.390 (1, 8)										3	0	0	0	1	0	1						
<b>Ken Boswell, L</b> OBP: 0.254, SLG: 0.307 (1, 4)										3	1	1	0	1	1	1						
<b>Ted Martinez, R</b> OBP: 0.249, SLG: 0.269 (9, 4)										0	0	0	0	0	0	0						
<b>John Milner, L</b> OBP: 0.358, SLG: 0.462 (1, 7)										3	0	1	0	1	1	2						
<b>Cleon Jones, R</b> OBP: 0.311, SLG: 0.343 (9, 7)										0	0	0	0	0	0	0						
<b>Ed Kranepool, L</b> OBP: 0.328, SLG: 0.384 (1, 3)										3	0	1	0	0	0	2						
<b>Dave Marshall, L</b> OBP: 0.349, SLG: 0.372 (1, 9)										3	1	1	0	1	1	1						
<b>Wayne Garrett, L</b> OBP: 0.365, SLG: 0.292 (1, 5)										3	1	1	0	0	0	0						
<b>Jerry Grote, R</b> OBP: 0.305, SLG: 0.289 (1, 2)										3	0	0	0	0	1	3						
<b>Bud Harrelson, S</b> OBP: 0.314, SLG: 0.272 (1, 6)										3	0	1	2	0	0	1						
<b>Gary Gentry, R</b> OBP: 0.176, SLG: 0.128 (1, 1)										3	0	0	0	0	2	2						
<b>Tug McGraw, R</b> OBP: 0.235, SLG: 0.133 (8, 1)										0	0	0	0	0	0	0						
<b>Inning Stats</b>	R: 1 E: 1 K: 1 S: 7	H: 2 LOB: 1 BB: 0 P: 7	R: 1 E: 1 K: 0 S: 5	H: 1 LOB: 1 BB: 0 P: 5	R: 0 E: 0 K: 0 S: 2	H: 0 LOB: 0 BB: 1 P: 6	R: 1 E: 0 K: 2 S: 8	H: 1 LOB: 1 BB: 1 P: 12	R: 0 E: 0 K: 0 S: 4	H: 1 LOB: 1 BB: 0 P: 4	R: 0 E: 0 K: 1 S: 5	H: 0 LOB: 0 BB: 0 P: 5	R: 0 E: 0 K: 2 S: 7	H: 0 LOB: 1 BB: 1 P: 11	R: 0 E: 1 K: 0 S: 2	H: 1 LOB: 1 BB: 1 P: 6	R: 0 E: 0 K: 0 S: 3	H: 1 LOB: 1 BB: 1 P: 6	1B: 5 2B: 2 3B: 0 HR: 0	SF: 0 SAC: 1 DP: 1 HBP: 0	WP: 1 PB: 0 SB: 1 CS: 0	PA: 32
<b>PITCHER</b>	IP	WLS	BF	H	R	ER	SO	BB	IBB	HBP	BLK	WP	HR	S	P	ERA	WHIP					
<b>Bob Gibson, R</b> ERA: 2.64 (1, 1)	7.0	L	29	5	3	1	6	3	0	0	0	0	0	38	50	1.29	1.143					
<b>Charlie Hudson, L</b> ERA: 2.16 (8, 1)	1.0		3	1	0	0	0	1	0	0	0	0	0	2	6	0.00	2.000					

St. Louis Cardinals @ New York Mets  
Shea Stadium, Flushing, NY  
Sat Sep 09 1972, 3:33 AM EDT  
Att: 20,568 - Unknown

AB	27
R	3
H	6
RBI	2
BB	4
SO	6
LOB	13





Batter	1	2	3	4	5	6	7	8	9	AB	R	H	RBI	BB	SO	LOB	TOP			
Lou Brock, L OBP: 0.349, SLG: 0.386 (1, 7)										5	0	3	0	0	0	1	<b>St. Louis Cardinals @ New York Mets</b> Shea Stadium, Flushing, NY Sun Sep 10 1972, 3:33 AM EDT Att: 24,185 - Unknown			
Ted Sizemore, R OBP: 0.320, SLG: 0.334 (1, 4)										3	1	1	0	2	0	2				
Jose Cruz, L OBP: 0.297, SLG: 0.300 Luis Melendez, R OBP: 0.303, SLG: 0.352 (6, PH) (6, 8)										2	0	0	0	0	1	2				
Joe Torre, R OBP: 0.357, SLG: 0.430 (1, 3)										4	0	0	0	1	2	5				
Ted Simmons, S OBP: 0.330, SLG: 0.461 (1, 2)										2	0	1	1	2	0	0				
Bernie Carbo, L OBP: 0.376, SLG: 0.380 (1, 9)										4	0	0	0	0	3	6				
Ken Reitz, R OBP: 0.414, SLG: 0.464 (1, 5)										4	0	0	0	0	0	3				
Dwain Anderson, R OBP: 0.303, SLG: 0.316 (1, 6)										3	1	1	0	1	1	1				
Rick Wise, R OBP: 0.207, SLG: 0.259 Jorge Roque, R OBP: 0.147, SLG: 0.125 Don Durham, R OBP: 0.500, SLG: 0.929 Joe Grzenda, R (8, 1) Skip Jutze, R OBP: 0.294, SLG: 0.344 (9, PH)										2	0	0	0	0	2	0				
<b>Inning Stats</b>	R: 0 E: 0 K: 2 S: 8	H: 1 LOB: 1 BB: 0 P: 8	R: 0 E: 0 K: 2 S: 7	H: 0 LOB: 1 BB: 1 P: 11	R: 0 E: 0 K: 1 S: 5	H: 0 LOB: 0 BB: 1 P: 9	R: 0 E: 0 K: 1 S: 5	H: 0 LOB: 0 BB: 0 P: 5	R: 0 E: 0 K: 1 S: 4	H: 1 LOB: 3 BB: 2 P: 12	R: 0 E: 0 K: 1 S: 6	H: 1 LOB: 1 BB: 0 P: 6	R: 1 E: 1 K: 1 S: 8	H: 3 LOB: 2 BB: 0 P: 8	R: 1 E: 0 K: 2 S: 8	H: 1 LOB: 2 BB: 2 P: 16		1B: 5 2B: 2 3B: 0 HR: 0	SF: 1 SAC: 0 DP: 0 HBP: 0	WP: 0 PB: 0 SB: 1 CS: 0
<b>PITCHER</b>	IP WLS BF H R ER SO BB IBB HBP BLK WP HR S P ERA WHIP	5.0 W 18 1 0 0 7 2 0 0 0 0 0 0 30 38 0.00 0.600	2.1 14 5 1 1 1 2 0 0 0 0 0 0 14 22 3.86 3.000	1.0 6 1 1 1 2 2 0 0 0 0 0 0 8 16 9.00 3.000	0.2 S 2 0 0 0 1 0 0 0 0 0 0 0 4 4 0.00 0.000															

Batter	1	2	3	4	5	6	7	8	9	AB	R	H	RBI	BB	SO	LOB	BOTTOM			
Tommie Agee, R OBP: 0.327, SLG: 0.386 (1, 8)										4	0	0	0	0	2	2	<b>St. Louis Cardinals @ New York Mets</b> Shea Stadium, Flushing, NY Sun Sep 10 1972, 3:33 AM EDT Att: 24,185 - Unknown			
Ken Boswell, L OBP: 0.255, SLG: 0.307 Ray Sadecki, L OBP: 0.182, SLG: 0.182 Brent Strom, R Bob Rauch, R (9, 1)										3	0	1	1	0	1	1				
John Milner, L OBP: 0.360, SLG: 0.472 Dave Marshall, L OBP: 0.349, SLG: 0.372 (1, 7) (9, 9)										4	1	2	1	0	0	1				
Ed Kranepool, L OBP: 0.330, SLG: 0.389 (1, 3)										4	1	2	0	0	0	1				
Cleon Jones, R OBP: 0.313, SLG: 0.345 (9, 7)										4	0	2	1	0	0	2				
Wayne Garrett, L OBP: 0.367, SLG: 0.290 (1, 5)										2	0	0	0	2	0	2				
Duffy Dyer, R OBP: 0.318, SLG: 0.387 (1, 2)										3	0	0	0	0	2	2				
Bud Harrelson, S OBP: 0.314, SLG: 0.273 (1, 6)										3	0	1	0	0	0	1				
Tom Seaver, R OBP: 0.225, SLG: 0.360 Ted Martinez, R OBP: 0.248, SLG: 0.268 (1, 1) (6, 4)										1	1	1	0	0	0	0				
<b>Inning Stats</b>	R: 0 E: 0 K: 0 S: 4	H: 1 LOB: 1 BB: 0 P: 4	R: 0 E: 0 K: 1 S: 5	H: 1 LOB: 1 BB: 1 P: 9	R: 1 E: 0 K: 1 S: 6	H: 1 LOB: 0 BB: 0 P: 6	R: 1 E: 0 K: 0 S: 4	H: 2 LOB: 0 BB: 0 P: 4	R: 0 E: 0 K: 2 S: 8	H: 1 LOB: 1 BB: 0 P: 8	R: 1 E: 0 K: 0 S: 6	H: 1 LOB: 1 BB: 1 P: 10	R: 0 E: 0 K: 0 S: 3	H: 0 LOB: 0 BB: 0 P: 3	R: 0 E: 0 K: 0 S: 5	H: 2 LOB: 2 BB: 0 P: 5		1B: 6 2B: 1 3B: 1 HR: 1	SF: 0 SAC: 1 DP: 0 HBP: 0	WP: 0 PB: 1 SB: 0 CS: 1
<b>PITCHER</b>	IP WLS BF H R ER SO BB IBB HBP BLK WP HR S P ERA WHIP	6.0 L 25 7 3 3 5 2 0 0 0 0 0 0 33 41 4.50 1.500	1.2 7 2 0 0 0 0 0 0 0 0 0 0 7 7 0.00 1.200	0.1 1 0 0 0 0 0 0 0 0 0 0 0 1 1 0.00 0.000																



Batter	1	2	3	4	5	6	7	8	9	AB	R	H	RBI	BB	SO	LOB	TOP					
Tommie Agee, R OBP: 0.323, SLG: 0.381 (1, 8)	0-3 K ①		0-0 4-3 ③		0-0 F9 ①		0-0 5-3 ②		0-0 1-3 ③	5	0	0	0	0	1	0	<b>New York Mets @ Philadelphia Phillies</b> Veterans Stadium, Philadelphia, PA Mon Sep 11 1972, 7:05 PM EDT Att: 10,317 - Unknown  <b>AB 33</b> <b>R 4</b> <b>H 8</b> <b>RBI 4</b> <b>BB 4</b> <b>SO 5</b> <b>LOB 14</b>					
Bud Harrelson, S OBP: 0.318, SLG: 0.274 (1, 6)	0-0 G4-6-3 1B			4-0 1B WP FC6-4 BB	0-0 F7 ②		4-0 BB			2	1	1	0	2	0	0						
John Milner, L OBP: 0.359, SLG: 0.467 Dave Marshall, L OBP: 0.349, SLG: 0.372 (1, 7) (8, 9)	0-0 G4-6-3 ③ 1-2			4-0 FC6-4 1B 1-2 BB	0-3 K ③		0-0 F8 ③			3	1	0	0	1	1	2						
Cleon Jones, R OBP: 0.315, SLG: 0.347 (1, 9) (8, 7)		0-0 4-3 ①		0-0 FC6-4 1B 1-2 2-3		0-0 F8 ①		0-0 3B 1B		4	1	2	0	0	0	0						
Jim Fregosi, R OBP: 0.313, SLG: 0.354 Wayne Garrett, L OBP: 0.367, SLG: 0.290 (1, 5) (8, 5)		0-0 F9 ②		0-3 K ①		0-0 F8 ②		0-0 F8 ①		4	0	0	0	0	1	4						
Duffy Dyer, R OBP: 0.324, SLG: 0.410 (1, 2)		0-0 1B		0-0 FC6-4 2B 1-2 2-3 3-H		0-0 HR		0-0 9-2 3B 3-H		4	1	3	3	0	0	2						
Jim Beauchamp, R OBP: 0.303, SLG: 0.354 Ed Kranepool, L OBP: 0.330, SLG: 0.389 (1, 3) (8, 3)		0-3 K ③		0-0 2B		0-0 1B		0-0 9-2 ③ 3-H		4	0	2	1	0	1	2						
Ted Martinez, R OBP: 0.248, SLG: 0.266 (1, 4)			0-0 F8 ①		0-0 IBB		0-3 K ③		0-0 F9 ①	3	0	0	0	1	1	1						
Jerry Koosman, R OBP: 0.098, SLG: 0.098 Tug McGraw, R OBP: 0.222, SLG: 0.125 (1, 1) (8, 1)			0-0 5-3 ②		0-0 F9 ③		0-0 5-3 ①		0-0 5-3 ②	3	0	0	0	0	0	3						
										1	0	0	0	0	0	0						
<b>Inning Stats</b>	R: 0 E: 0 K: 1 S: 5	H: 1 LOB: 0 BB: 0 P: 5	R: 0 E: 0 K: 1 S: 6	H: 1 LOB: 1 BB: 0 P: 6	R: 0 E: 0 K: 0 S: 3	H: 0 LOB: 0 BB: 0 P: 3	R: 2 E: 0 K: 1 S: 7	H: 2 LOB: 3 BB: 3 P: 19	R: 0 E: 0 K: 0 S: 5	H: 0 LOB: 0 BB: 0 P: 5	R: 1 E: 0 K: 1 S: 7	H: 2 LOB: 1 BB: 0 P: 7	R: 0 E: 0 K: 0 S: 3	H: 0 LOB: 1 BB: 1 P: 7	R: 1 E: 0 K: 0 S: 4	H: 2 LOB: 0 BB: 0 P: 4	R: 0 E: 0 K: 0 S: 3	H: 0 LOB: 0 BB: 0 P: 3	1B: 5 2B: 2 3B: 1 HR: 1	SF: 0 SAC: 0 DP: 2 HBP: 0	WP: 1 PB: 0 SB: 0 CS: 0	PA: 37
<b>PITCHER</b> Steve Carlton, L ERA: 2.14 (1, 1)	IP: 9.0 WLS: L BF: 37	H: 8 R: 4 ER: 4 SO: 5	BB: 3 IBB: 1 HBP: 0 BLK: 0	WP: 1 HR: 1 S: 43 P: 59	ERA: 4.00 WHIP: 1.222	<b>PITCHER</b>	IP: 9.0 WLS: L BF: 37	H: 8 R: 4 ER: 4 SO: 5	BB: 3 IBB: 1 HBP: 0 BLK: 0	WP: 1 HR: 1 S: 43 P: 59	ERA: 4.00 WHIP: 1.222	<b>PITCHER</b>	IP: 9.0 WLS: L BF: 37	H: 8 R: 4 ER: 4 SO: 5	BB: 3 IBB: 1 HBP: 0 BLK: 0	WP: 1 HR: 1 S: 43 P: 59	ERA: 4.00 WHIP: 1.222					

Batter	1	2	3	4	5	6	7	8	9	AB	R	H	RBI	BB	SO	LOB	BOTTOM					
Terry Harmon, R OBP: 0.359, SLG: 0.314 (1, 4)	0-3 K ①	0-3 K ②		0-0 F3 ②			4-0 FC1-6 BB		0-0 P6 ②	4	0	0	0	1	2	1	<b>New York Mets @ Philadelphia Phillies</b> Veterans Stadium, Philadelphia, PA Mon Sep 11 1972, 7:05 PM EDT Att: 10,317 - Unknown  <b>AB 31</b> <b>R 2</b> <b>H 6</b> <b>RBI 2</b> <b>BB 6</b> <b>SO 7</b> <b>LOB 20</b>					
Larry Bowa, S OBP: 0.291, SLG: 0.319 (1, 6)	0-0 E8 S 2B	0-0 6-3 ③		0-0 6-3 ③		0-0 FC1-6 FC6-4 1-2		0-0 F5 ③		5	1	1	0	0	0	2						
Don Money, R OBP: 0.280, SLG: 0.335 (1, 5)	4-0 2B SF9 BB		4-0 2B	4-0 2B G6-4-3 1B		0-0 FC6-4 1-2		0-0 F9 ③		2	1	1	0	2	0	1						
Greg Luzinski, R OBP: 0.319, SLG: 0.437 (1, 7)	0-0 2B		0-0 F5 ①		0-0 G6-4-3 ① ② 1-2		0-0 F9 ③			4	0	1	1	0	0	3						
Joe Lis, R OBP: 0.382, SLG: 0.424 (1, 3)	4-0 IBB		0-0 2B	1-3 2B		0-0 2B		4-0 FC1-4 BB		2	0	2	0	2	0	0						
Roger Freed, R OBP: 0.357, SLG: 0.435 Ken Reynolds, L OBP: 0.176, SLG: 0.125 Bill Robinson, R OBP: 0.237, SLG: 0.370 (1, 9) (8, FR) (9, 9)	0-0 SF9		4-0 IBB	4-0 2B		0-0 6-3 ③		0-0 FC1-4 1-2		2	0	0	1	1	0	2						
Willie Montanez, L OBP: 0.328, SLG: 0.418 (1, 8)	0-0 F8 ③		0-0 K ②		0-0 F9 ①		0-0 K ②		0-3 K ③	4	0	0	0	0	2	6						
John Bateman, R OBP: 0.264, SLG: 0.305 (1, 2)		0-0 G3 2B		0-0 F7 ③		0-0 F9 ②		0-3 K ③		4	0	1	0	0	1	4						
Steve Carlton, L OBP: 0.220, SLG: 0.243 Bob Boone, R (9, PH)		0-0 G3 2-3		0-3 K ①		0-0 P4 ③		0-3 K ①		3	0	0	0	0	1	1						
										1	0	0	0	0	1	0						
<b>Inning Stats</b>	R: 2 E: 1 K: 1 S: 7	H: 2 LOB: 2 BB: 2 P: 15	R: 0 E: 0 K: 1 S: 6	H: 1 LOB: 1 BB: 0 P: 6	R: 0 E: 0 K: 1 S: 6	H: 1 LOB: 3 BB: 2 P: 14	R: 0 E: 0 K: 1 S: 5	H: 0 LOB: 0 BB: 0 P: 5	R: 0 E: 0 K: 0 S: 4	H: 2 LOB: 1 BB: 0 P: 4	R: 0 E: 0 K: 0 S: 3	H: 0 LOB: 0 BB: 0 P: 3	R: 0 E: 0 K: 0 S: 3	H: 0 LOB: 1 BB: 1 P: 7	R: 0 E: 0 K: 2 S: 7	H: 0 LOB: 1 BB: 1 P: 11	R: 0 E: 0 K: 1 S: 5	H: 0 LOB: 0 BB: 0 P: 5	1B: 2 2B: 4 3B: 0 HR: 0	SF: 1 SAC: 0 DP: 1 HBP: 0	WP: 0 PB: 0 SB: 1 CS: 0	PA: 38
<b>PITCHER</b> Jerry Koosman, L ERA: 4.23 Tug McGraw, L ERA: 1.65 (1, 1) (8, 1)	IP: 7.0 WLS: W BF: 32	H: 6 R: 2 ER: 2 SO: 4	BB: 4 IBB: 2 HBP: 0 BLK: 0	WP: 0 HR: 0 S: 34 P: 58	ERA: 2.57 WHIP: 1.429	<b>PITCHER</b>	IP: 2.0 WLS: S BF: 6	H: 0 R: 0 ER: 0 SO: 3	BB: 0 IBB: 0 HBP: 0 BLK: 0	WP: 0 HR: 0 S: 12 P: 12	ERA: 0.00 WHIP: 0.000	<b>PITCHER</b>	IP: 2.0 WLS: S BF: 6	H: 0 R: 0 ER: 0 SO: 3	BB: 0 IBB: 0 HBP: 0 BLK: 0	WP: 0 HR: 0 S: 12 P: 12	ERA: 0.00 WHIP: 0.000					



Batter	1	2	3	4	5	6	7	8	9	AB	R	H	RBI	BB	SO	LOB	TOP										
<b>Tommie Agee, R</b> OBP: 0.321, SLG: 0.377 (1, 8)	0-0 6-3		0-0 6-3		0-0 6-3		0-0 F8			4	0	0	0	0	0	0	<b>New York Mets @ Philadelphia Phillies</b> Veterans Stadium, Philadelphia, PA Tue Sep 12 1972, 7:05 PM EDT Att: 5,057 - Unknown										
<b>Bud Harrelson, S</b> OBP: 0.315, SLG: 0.271 (1, 6)	0-0 E5 1B		0-0 4-3		0-0 6-3			0-0 2-3		4	1	0	0	0	0												
<b>John Milner, L</b> OBP: 0.360, SLG: 0.466 (1, 7)	4-0 1B 1-2 FC4 BB		0-0 F4		0-0			0-0 F2		3	1	1	0	1	0												
<b>Cleon Jones, R</b> OBP: 0.317, SLG: 0.349 (1, 9)	0-0 FC4 1-3 2H 1B			0-0 BB 3B 1B		0-0 F8		0-3 K		4	1	2	1	0	1												
<b>Jim Fregosi, R</b> OBP: 0.309, SLG: 0.350 (1, 5)	0-0 FC4 1-2F 3H 1-2			0-3 K		0-0 P4		0-3 K		4	0	0	1	0	2												
<b>Duffy Dyer, R</b> OBP: 0.323, SLG: 0.406 (1, 2)	0-0 FC5-6-4 1-2			4-0 BB 1-2 3B		0-0 6-3		0-3 K		3	1	0	0	1	1												
<b>Jim Beauchamp, R</b> OBP: 0.292, SLG: 0.340 (1, 3)			0-0 F8		0-3 K		0-0 5-3		0-0 5-3	4	0	0	0	0	1	2											
<b>Danny Frisella, L</b> OBP: 0.333, SLG: 0.333 (9, 1)										0	0	0	0	0	0	0											
<b>Lute Barnes, R</b> OBP: 0.308, SLG: 0.333 (1, 4)		4-0 CS BB		0-0		0-0 F9				2	0	1	2	1	0	0											
<b>Jim McAndrew, R</b> OBP: 0.140, SLG: 0.051 (1, 1)			0-3 K		0-3 K		0-0 4-3			3	0	0	0	0	2	2											
<b>Ed Kranepool, L</b> OBP: 0.330, SLG: 0.389 (9, 3)			1-2 K							0	0	0	0	0	0	0											
<b>Inning Stats</b>	R: 2 E: 1 K: 0 S: 5	H: 1 LOB: 1 BB: 1 P: 9	R: 0 E: 0 K: 1 S: 4	H: 0 LOB: 1 BB: 1 P: 8	R: 0 E: 0 K: 3 S: 3	H: 0 LOB: 0 BB: 0 P: 3	R: 2 E: 0 K: 3 S: 11	H: 2 LOB: 1 BB: 1 P: 15	R: 0 E: 0 K: 0 S: 4	H: 0 LOB: 1 BB: 0 P: 3	R: 0 E: 0 K: 0 S: 3	H: 0 LOB: 0 BB: 0 P: 3	R: 0 E: 0 K: 1 S: 5	H: 0 LOB: 0 BB: 0 P: 5	R: 0 E: 0 K: 2 S: 7	H: 0 LOB: 0 BB: 0 P: 7	1B: 3 2B: 1 3B: 1 HR: 0	SF: 0 SAC: 0 DP: 1 HBP: 0	WP: 0 PB: 0 SB: 0 CS: 1	PA: 34							
<b>PITCHER</b>	IP	WLS	BF	H	R	ER	SO	BB	IBB	HBP	BLK	WP	HR	S	P	ERA	WHIP										
<b>Ken Reynolds, L</b> ERA: 3.99 (1, 1)	5.0	L	22	4	4	2	4	3	0	0	0	0	0	27	39	3.60	1.400										
<b>Barry Lersch, R</b> ERA: 3.79 (6, 1)	3.0		9	0	0	0	1	0	0	0	0	0	0	11	11	0.00	0.000										
<b>Dick Selma, R</b> ERA: 5.32 (9, 1)	1.0		3	0	0	0	2	0	0	0	0	0	0	7	7	0.00	0.000										

AB	31
R	4
H	4
RBI	4
BB	3
SO	7
LOB	8



Batter	1	2	3	4	5	6	7	8	9	AB	R	H	RBI	BB	SO	LOB	BOTTOM										
<b>Craig Robinson, R</b> OBP: 0.250, SLG: 0.500 (1, 6)	0-0 F7			0-0 4-3 2B		0-3 K		0-0 B3		4	0	1	0	0	1	0	<b>New York Mets @ Philadelphia Phillies</b> Veterans Stadium, Philadelphia, PA Tue Sep 12 1972, 7:05 PM EDT Att: 5,057 - Unknown										
<b>Denny Doyle, L</b> OBP: 0.288, SLG: 0.297 (1, 4)	0-0 F4			0-0 4-3		0-0 FC4-6 1B		0-0 4-3		4	0	1	0	0	0	1											
<b>Tom Hutton, L</b> OBP: 0.359, SLG: 0.360 (1, 9)	0-0 F9			0-0 P4		0-3 K			0-0 6-3	4	0	0	0	0	1	2											
<b>Willie Montanez, L</b> OBP: 0.328, SLG: 0.419 (1, 8)		0-0 F8		0-0 F7		0-0 FC4-6 1-2			0-0 1B 2B	4	1	1	0	0	0	2											
<b>Greg Luzinski, R</b> OBP: 0.319, SLG: 0.436 (1, 7)		0-3 K			0-0 F8		0-0 6-3		0-0 BB 1B 1B	4	1	1	1	0	1	0											
<b>Joe Lie, R</b> OBP: 0.385, SLG: 0.446 (1, 3)		0-0 6-3			0-0 F5		0-0 HR		4-0 1B BB	3	1	1	1	1	0	0											
<b>Terry Harmon, R</b> OBP: 0.359, SLG: 0.314 (9, FR)									1-2 BB	0	0	0	0	0	0	0											
<b>Don Money, R</b> OBP: 0.280, SLG: 0.335 (1, 5)			0-3 K		0-0 1B 1B		0-3 K		4-0 1B BB	0	0	0	0	0	0	0											
<b>Mike Schmidt, R</b> OBP: 0.500, SLG: 0.333 (2, 5)					0-0 1B 1B				1-2 2-3 BB	3	0	1	0	1	2	0											
<b>Larry Bowa, S</b> OBP: 0.291, SLG: 0.319 (9, FR)									1-2 2-3 BB	0	0	0	0	0	0	0											
<b>Bob Boone, R</b> OBP: 0.286, SLG: 0.286 (1, 2)				0-0 F8		0-0 P6			0-0 G6-4-3 1B	4	0	2	1	0	0	0											
<b>Ken Reynolds, L</b> OBP: 0.171, SLG: 0.121 (1, 1)					0-0 F5				0-0 F2	1	0	0	0	0	0	0											
<b>Ron Stone, L</b> OBP: 0.171, SLG: 0.121 (5, PH)										1	0	0	0	0	0	2											
<b>Barry Lersch, S</b> OBP: 0.319, SLG: 0.224 (6, 1)										0	0	0	0	0	0	0											
<b>Oscar Gamble, L</b> OBP: 0.260, SLG: 0.344 (6, PH)										0	0	0	0	0	0	0											
<b>Dick Selma, R</b> OBP: 0.298, SLG: 0.250 (9, 1)										0	0	0	0	0	0	0											
<b>Deron Johnson, R</b> OBP: 0.226, SLG: 0.336 (6, PH)										1	0	0	0	0	0	3											
<b>Inning Stats</b>	R: 0 E: 0 K: 0 S: 3	H: 0 LOB: 0 BB: 0 P: 3	R: 0 E: 0 K: 1 S: 5	H: 0 LOB: 0 BB: 0 P: 5	R: 0 E: 0 K: 1 S: 5	H: 0 LOB: 0 BB: 0 P: 5	R: 0 E: 0 K: 0 S: 4	H: 1 LOB: 1 BB: 0 P: 4	R: 0 E: 0 K: 0 S: 5	H: 2 LOB: 2 BB: 0 P: 5	R: 0 E: 0 K: 2 S: 8	H: 1 LOB: 1 BB: 0 P: 8	R: 1 E: 0 K: 1 S: 6	H: 1 LOB: 0 BB: 0 P: 6	R: 0 E: 0 K: 0 S: 3	H: 0 LOB: 0 BB: 0 P: 3	R: 2 E: 0 K: 0 S: 5	H: 3 LOB: 3 BB: 2 P: 13	1B: 5 2B: 2 3B: 0 HR: 1	SF: 0 SAC: 0 DP: 1 HBP: 0	WP: 0 PB: 0 SB: 0 CS: 0	PA: 36					
<b>PITCHER</b>	IP	WLS	BF	H	R	ER	SO	BB	IBB	HBP	BLK	WP	HR	S	P	ERA	WHIP										
<b>Jim McAndrew, R</b> ERA: 2.25 (1, 1)	8.1	W	33	7	3	3	5	1	0	0	0	0	0	42	46	3.24	0.960										
<b>Danny Frisella, R</b> ERA: 3.75 (9, 1)	0.2	S	3	1	0	0	0	1	0	0	0	0	0	2	6	0.00	3.000										

AB	34
R	3
H	8
RBI	3
BB	2
SO	5
LOB	10





Batter	1	2	3	4	5	6	7	8	9	AB	R	H	RBI	BB	SO	LOB	TOP					
Wayne Garrett, L (1.5) OBP: 0.369, SLG: 0.296	4-3		4-3	E		K		1B	BB	5	2	2	1	1	1	1	<b>New York Mets @ Philadelphia Phillies</b> Veterans Stadium, Philadelphia, PA Wed Sep 13 1972, 7:05 PM EDT Att: 6,185 - Unknown					
Ken Boswell, L (1.4) OBP: 0.265, SLG: 0.322	1-3		2B	E		3-1		1B	BB	5	4	4	0	1	0	1						
John Milner, L (1.7) OBP: 0.365, SLG: 0.465	1-3		2B	E8				1B	BB	3	2	1	1	3	0	1						
Cleon Jones, R (1.9) OBP: 0.323, SLG: 0.359	1B		2B	K				1B	BB	5	1	3	4	1	2	4						
Ed Kranepool, L (1.3) OBP: 0.328, SLG: 0.386	F5		F7					1B	FC6-4	5	0	1	1	0	0	4						
Dave Marshall, L (1.8) OBP: 0.351, SLG: 0.369								F7	F7	4	0	1	0	1	0	4						
Duffy Dyer, R (1.2) OBP: 0.318, SLG: 0.400	G6-4-3		G6-4-3					SF8	FC6-4	4	0	0	1	0	0	4						
Bud Harrelson, S (1.6) OBP: 0.318, SLG: 0.273	P5			2B				1B	4-3	4	1	2	0	1	0	0						
Jon Matlack, L (1.1) OBP: 0.237, SLG: 0.162			K					FC6-4	4-3	1	1	0	0	1	1	0						
Hank Webb, R (4.1)				2B						0	0	0	0	0	0	0						
Bob Rauch, R (5.1)				E						1	0	0	0	0	1	1						
Tug McGraw, R (6.1) OBP: 0.200, SLG: 0.111				BB						2	0	0	0	0	0	2						
<b>Inning Stats</b>	R: 1 E: 0 K: 0 S: 5	H: 2 LOB: 1 BB: 0 P: 5	R: 0 E: 0 K: 0 S: 3	H: 1 LOB: 0 BB: 3 P: 3	R: 2 E: 0 K: 1 S: 7	H: 2 LOB: 1 BB: 1 P: 11	R: 4 E: 1 K: 1 S: 6	H: 1 LOB: 4 BB: 22 P: 22	R: 0 E: 0 K: 0 S: 3	H: 0 LOB: 0 BB: 0 P: 3	R: 0 E: 0 K: 2 S: 8	H: 1 LOB: 1 BB: 0 P: 8	R: 2 E: 0 K: 0 S: 5	H: 2 LOB: 2 BB: 13 P: 13	R: 2 E: 0 K: 0 S: 7	H: 4 LOB: 2 BB: 7 P: 7	R: 0 E: 0 K: 1 S: 6	H: 1 LOB: 3 BB: 14 P: 14	1B: 9 2B: 5 3B: 0 HR: 0	SF: 1 SAC: 0 DP: 2 HBP: 0	WP: 1 PB: 1 SB: 1 CS: 0	PA: 49
<b>PITCHER</b>	IP WLS BF H R ER SO BB IBB HBP BLK WP HR S P ERA WHIP	IP WLS BF H R ER SO BB IBB HBP BLK WP HR S P ERA WHIP																				
Dave Downs, R (1.1) ERA: 2.84	3.0 L 14 5 3 3 1 1 0 0 0 0 0 0 15 19 9.00 2.000																					
Darrell Brandon, R (4.1) ERA: 3.57	2.0 11 4 1 4 1 1 4 0 0 0 0 0 0 9 25 4.50 2.500																					
Mac Scarce, L (6.1) ERA: 4.25	1.0 4 1 0 0 2 0 0 0 0 0 1 0 8 8 0.00 1.000																					
Dick Selma, R (7.1) ERA: 5.51	0.0 3 1 2 2 0 2 0 0 0 0 0 0 1 9 ∞ ∞																					
Bill Wilson, R (7.1) ERA: 3.75	1.0 7 4 2 2 0 0 0 0 0 0 0 0 7 7 18.00 4.000																					
<b>PITCHER</b>	IP WLS BF H R ER SO BB IBB HBP BLK WP HR S P ERA WHIP	IP WLS BF H R ER SO BB IBB HBP BLK WP HR S P ERA WHIP																				
Bob Terlecki, R (8.1) ERA: 5.79	1.0 4 1 0 0 0 0 0 0 0 0 0 0 8 14 0.00 1.000																					
Bill Champion, R (9.1) ERA: 4.95	1.0 6 1 0 0 1 2 0 0 0 0 0 0 6 14 0.00 3.000																					

AB	39
R	11
H	14
RBI	8
BB	9
SO	5
LOB	22



Batter	1	2	3	4	5	6	7	8	9	AB	R	H	RBI	BB	SO	LOB	BOTTOM					
Craig Robinson, R (1.6) OBP: 0.400, SLG: 0.444	BB	E7		5-3	F9		B3		1B	5	0	2	0	1	0	1	<b>New York Mets @ Philadelphia Phillies</b> Veterans Stadium, Philadelphia, PA Wed Sep 13 1972, 7:05 PM EDT Att: 6,185 - Unknown					
Terry Harmon, R (1.4) OBP: 0.372, SLG: 0.337	1B	K		1B			G4-6-3		BB	5	1	4	1	1	1	1						
Willie Montanez, L (1.8) OBP: 0.328, SLG: 0.417	1B	3-1		2B			G4-6-3		BB	5	1	1	1	1	1	6						
Greg Luzinski, R (1.7) OBP: 0.320, SLG: 0.436	K		5-3	1B			FC6-4		K	4	1	1	1	1	2	3						
Joe Lis, R (1.3) OBP: 0.386, SLG: 0.440	K		2B	F3			FC6-4		F9	4	0	1	0	1	1	4						
Roger Freed, R (1.9) OBP: 0.281, SLG: 0.446	F3						FC6-4		6-3	4	0	2	1	0	0	5						
Ken Reardon, L (6.9) OBP: 0.171, SLG: 0.121										0	0	0	0	0	0	0						
Dick Selma, R (7.1) OBP: 0.238, SLG: 0.250										0	0	0	0	0	0	0						
Bill Wilson, R (7.1) OBP: 0.238, SLG: 0.250										0	0	0	0	0	0	0						
Bob Terlecki, R (8.1) ERA: 5.79										0	0	0	0	0	0	0						
Pete Koegel, R (8.9) OBP: 0.246, SLG: 0.198										1	0	0	0	0	0	0						
Bill Champion, R (9.1) ERA: 4.95										0	0	0	0	0	0	0						
Mike Schmidt, R (1.5) OBP: 0.333, SLG: 0.143		5-3		K	FC5-4		K			4	0	0	0	1	2	5						
Bob Boone, R (1.2) OBP: 0.500, SLG: 0.500		1B							G5-4-3	3	1	2	0	2	0	1						
Dave Downs, R (1.1) OBP: 0.286, SLG: 0.286										1	1	1	1	0	0	0						
Deron Johnson, R (3.9) OBP: 0.287, SLG: 0.236										1	0	0	0	0	1	3						
Darrell Brandon, R (4.1) OBP: 0.237, SLG: 0.236										0	0	0	0	0	0	0						
Oscar Gamble, R (4.1) OBP: 0.237, SLG: 0.071										1	0	0	0	0	0	1						
Mac Scarce, L (6.1) ERA: 4.66										0	0	0	0	0	0	0						
Bill Robinson, R (7.9) OBP: 0.241, SLG: 0.372										2	1	1	0	0	0	3						
<b>Inning Stats</b>	R: 0 E: 0 K: 2 S: 9	H: 2 LOB: 3 BB: 1 P: 13	R: 2 E: 1 K: 1 S: 8	H: 3 LOB: 1 BB: 0 P: 8	R: 0 E: 0 K: 2 S: 8	H: 1 LOB: 3 BB: 2 P: 16	R: 3 E: 0 K: 0 S: 7	H: 4 LOB: 1 BB: 0 P: 7	R: 0 E: 0 K: 1 S: 7	H: 2 LOB: 2 BB: 0 P: 7	R: 0 E: 0 K: 1 S: 6	H: 1 LOB: 2 BB: 2 P: 14	R: 0 E: 0 K: 0 S: 2	H: 0 LOB: 0 BB: 1 P: 6	R: 0 E: 0 K: 1 S: 5	H: 0 LOB: 0 BB: 0 P: 5	R: 1 E: 0 K: 0 S: 4	H: 2 LOB: 2 BB: 2 P: 12	1B: 10 2B: 5 3B: 0 HR: 0	SF: 0 SAC: 0 DP: 2 HBP: 0	WP: 1 PB: 0 SB: 0 CS: 0	PA: 48
<b>PITCHER</b>	IP WLS BF H R ER SO BB IBB HBP BLK WP HR S P ERA WHIP	IP WLS BF H R ER SO BB IBB HBP BLK WP HR S P ERA WHIP																				
Jon Matlack, L (1.1) ERA: 2.51	3.1 22 7 3 0 0 0 2 0 0 0 0 0 0 7 7 0.00 2.250																					
Hank Webb, R (4.1) ERA: 5.79	1.1 7 3 0 0 0 0 0 0 0 0 0 0 7 7 0.00 2.250																					
Bob Rauch, R (5.1) ERA: 4.66	1.0 6 1 0 0 2 2 0 0 0 0 0 0 8 16 0.00 3.000																					
Tug McGraw, L (6.1) ERA: 1.69	3.1 W 13 2 1 1 1 3 0 0 0 0 0 0 12 24 2.70 1.500																					

AB	40
R	6
H	15
RBI	5
BB	8
SO	8
LOB	33









Batter	1	2	3	4	5	6	7	8	9	AB	R	H	RBI	BB	SO	LOB	TOP					
Tommie Agee, R OBP: 0.319, SLG: 0.372	0-3 K		0-0 F8		0-0 1B	0-0 5-3		0-0 5-3	5 0 1 1 0 1 1													
Ken Boswell, L OBP: 0.297, SLG: 0.321	0-0 6-3		0-3 K		0-0 SF8	0-0 4-3		0-0 FC4 1B	4 0 1 1 0 1 1													
Willie Mays, R OBP: 0.460, SLG: 0.492	0-3 K		0-0 F3		0-0 FC6-4 1B		0-0 F9	4 0 1 0 0 1 0														
Jim Beauchamp, R OBP: 0.287, SLG: 0.333								1 0 0 0 0 0 1														
Cleon Jones, R OBP: 0.318, SLG: 0.350		4-0 BB 2B BB		0-3 K	0-0 FC6-4 1-2		0-0 L6	4 1 0 0 1 1 3														
John Milner, L OBP: 0.363, SLG: 0.469		0-0 F8		0-0 F8		0-0 3-1	0-0 1-3	4 0 0 0 0 0 1														
Danny Frisella, L OBP: 0.333, SLG: 0.333								0 0 0 0 0 0 0														
Wayne Garrett, L OBP: 0.373, SLG: 0.297		4-0 2B 1-2 FC6-2 BB		0-0 PB 1B		4-0 1B BB		2 1 1 0 2 1 0														
Duffy Dyer, R OBP: 0.320, SLG: 0.405		0-0 FC6-2 1-3 2-H 2B		0-0 F5		0-0 1B BB	0-0 5-3	4 1 2 1 0 0 1														
Bud Harrelson, S OBP: 0.317, SLG: 0.273		0-0 FC6-2		0-0 3-1		0-0 E8 1B 5-3 1B	0-0 1B	4 1 2 1 0 0 2														
Lute Barnes, R OBP: 0.308, SLG: 0.333		2-3 3-H K						0 0 0 0 0 0 0														
Tom Seaver, R OBP: 0.222, SLG: 0.355		0-3 K			0-0 1B SF8 1B	0-0 5-3 1B	0-3 K	1 0 0 0 0 0 1 2														
Brent Strom, R OBP: 0.285, SLG: 0.103								0 0 0 0 0 0 0 0														
Bill Sudakis, S OBP: 0.285, SLG: 0.103								0 0 0 0 0 0 0 0														
Hank Webb, R OBP: 0.285, SLG: 0.103								0 0 0 0 0 0 0 0														
Ed Kranepool, L OBP: 0.320, SLG: 0.393								1 0 0 1 0 0 0 0 0														
Bob Rauch, R OBP: 0.285, SLG: 0.103								0 0 0 0 0 0 0 0														
Jim Fregosi, R OBP: 0.285, SLG: 0.103								1 0 0 0 0 0 1 1														
<b>Inning Stats</b>	R: 0 E: 0 K: 2 S: 7	H: 0 LOB: 0 BB: 0 P: 7	R: 1 E: 0 K: 1 S: 6	H: 1 LOB: 2 BB: 2 P: 14	R: 0 E: 0 K: 1 S: 5	H: 0 LOB: 0 BB: 0 P: 5	R: 0 E: 0 K: 1 S: 6	H: 1 LOB: 1 BB: 0 P: 6	R: 1 E: 0 K: 0 S: 6	H: 3 LOB: 2 BB: 0 P: 6	R: 3 E: 1 K: 0 S: 6	H: 3 LOB: 1 BB: 1 P: 10	R: 0 E: 0 K: 0 S: 3	H: 0 LOB: 0 BB: 0 P: 3	R: 0 E: 0 K: 2 S: 8	H: 1 LOB: 1 BB: 0 P: 8	R: 0 E: 0 K: 0 S: 4	H: 1 LOB: 1 BB: 0 P: 4	1B: 9 2B: 1 3B: 0 HR: 0	SF: 1 SAC: 0 DP: 0 HBP: 0	WP: 0 PB: 1 SB: 0 CS: 0	PA: 40
<b>PITCHER</b>	IP WLS BF H R ER SO BB IBB HBP BLK WP HR S P ERA WHIP																					
Burt Hooton, R ERA: 2.94	(1, 1) 5.1 W 26 7 5 4 5 3 0 0 0 0 0 0 33 45 6.75 1.875																					
Bill Bonham, R ERA: 3.27	(6, 1) 3.2 S 14 3 0 0 2 0 0 0 0 0 0 0 18 18 0.00 0.818																					

New York Mets @ Chicago Cubs  
Wrigley Field, Chicago, IL  
Sat Sep 16 1972, 3:33 AM CDT  
Att: 20,192 - Sunny - 77 F

AB	36
R	5
H	10
RBI	4
BB	3
SO	7
LOB	13



Batter	1	2	3	4	5	6	7	8	9	AB	R	H	RBI	BB	SO	LOB	BOTTOM			
Don Kessinger, S OBP: 0.364, SLG: 0.345	0-0 6-3 4-3 2B		0-0 HR 1B		0-0 F8 2-3		4-0 BB BB	0-3 K	4 3 3 0 0 0 1											
Dave Rosello, R OBP: 0.429, SLG: 0.833		1-3 HR 1B				1-H 3-H HR		2 1 1 3 1 1 2												
Jose Cardenal, R OBP: 0.357, SLG: 0.470	0-0 6-3	0-0 SF8	0-0 HR 1B	0-0 HR HR		0-0 F2	0-0 BB 1B	5 2 3 5 0 0 2												
Ralph LaCock, L OBP: 0.500, SLG: 0.500	2-3 K	3-H HR	1-H HR	3-H HR		0-0 P2	0-3 BB 1B	1 1 0 0 0 1 2												
Billy Williams, L OBP: 0.587	0-0 4-3	0-0 HR	0-3 K	0-0 E3		0-0 K	0-3 K	6 1 1 3 0 2 2												
Bill North, S OBP: 0.256, SLG: 0.194	3-H K	2-H HR				0-0 K	0-3 K	1 0 0 0 0 1 2												
Jim Hickman, R OBP: 0.379, SLG: 0.476	4-0 BB 1B BB	0-3 K	4-0 BB 2B BB	0-0 F8		4-0 FC6-4 BB	0-0 BB 1B	3 1 1 0 3 1 1												
Pat Bourque, L OBP: 0.379, SLG: 0.476								0 0 0 0 0 0 0												
Ron Santo, R OBP: 0.390, SLG: 0.495	0-0 1-2 1B		0-0 1-3		0-0 FC6-4	4-0 BB BB	0-0 BB	3 1 1 0 2 0 2												
Carmen Fanzone, R OBP: 0.341, SLG: 0.392			WP HR BB		1-2 1B	1-2 2-3 BB		0 0 0 0 1 0 0												
Rick Monday, L OBP: 0.368, SLG: 0.406	4-0 1-2 2-3 BB		WP HR BB		0-0 1B	0-0 2B		3 2 3 2 3 0 0												
Jim Tyrone, R OBP: 0.368, SLG: 0.406			WP HR BB					0 0 0 0 0 0 0												
Glenn Beckert, R OBP: 0.289, SLG: 0.331	0-0 F8		F2 F9		0-0 F8	0-0 F5 FC5-4	0-0 1B	6 0 0 0 0 0 12												
Eliot Hendricks, L OBP: 0.288, SLG: 0.240		0-0 F2	4-0 HR IBB	4-0 F8 SH2-4 HR BB	4-0 1-2 BB	4-0 1B HR IBB	4-0 1B BB	1 3 0 0 5 0 0												
Burt Hooton, R OBP: 0.169, SLG: 0.179		0-0 E 1B SF8 1B	0-0 HR	0-0 SH2-4	0-3 K	0-0 HR 1B	0-0 1B	3 2 2 4 0 1 2												
Bill Bonham, R OBP: 0.462, SLG: 0.364			1-H 2-H 3-H HR	1-2 HR		1-3 HR 1B	1-2 1B	2 1 2 1 0 0 0												
<b>Inning Stats</b>	R: 1 E: 0 K: 0 S: 5	H: 2 LOB: 3 BB: 2 P: 13	R: 3 E: 1 K: 1 S: 8	H: 3 LOB: 0 BB: 0 P: 8	R: 7 E: 0 K: 1 S: 9	H: 4 LOB: 5 BB: 1 P: 29	R: 2 E: 0 K: 0 S: 5	H: 1 LOB: 1 BB: 1 P: 9	R: 0 E: 0 K: 1 S: 6	H: 1 LOB: 2 BB: 1 P: 10	R: 0 E: 0 K: 0 S: 3	H: 0 LOB: 2 BB: 2 P: 11	R: 5 E: 0 K: 1 S: 10	H: 5 LOB: 3 BB: 3 P: 22	R: 0 E: 0 K: 3 S: 10	H: 1 LOB: 2 BB: 1 P: 14	1B: 9 2B: 3 3B: 0 HR: 5	SF: 1 SAC: 1 DP: 0 HBP: 0	WP: 2 PB: 0 SB: 0 CS: 0	PA: 57
<b>PITCHER</b>	IP WLS BF H R ER SO BB IBB HBP BLK WP HR S P ERA WHIP																			
Tom Seaver, R ERA: 3.22	(1, 1) 2.1 L 18 6 8 8 1 4 0 0 0 0 0 2 15 35 30.86 4.286																			
Brent Strom, L ERA: 7.71	(3, 1) 1.2 13 4 5 5 1 3 0 0 0 0 0 2 12 24 27.00 4.200																			
Hank Webb, R ERA: 5.23	(5, 1) 1.0 5 1 0 0 1 1 0 0 0 0 0 6 10 0.00 2.000																			
Bob Rauch, R ERA: 6.14	(6, 1) 1.2 15 5 5 5 1 4 1 0 0 1 1 12 32 27.00 5.400																			
Danny Frisella, R ERA: 3.67	(7, 1) 1.1 6 1 0 0 3 1 0 0 0 0 0 0 11 15 0.00 1.500																			

New York Mets @ Chicago Cubs  
Wrigley Field, Chicago, IL  
Sat Sep 16 1972, 3:33 AM CDT  
Att: 20,192 - Sunny - 77 F

AB	40
R	18
H	17
RBI	18
BB	15
SO	7
LOB	28





Batter	1	2	3	4	5	6	7	8	9	AB	R	H	RBI	BB	SO	LOB	TOP		
Wayne Garrett, L (1,5) OBP: 0.373, SLG: 0.298	0-3 K		0-0 4-3			4-0 G3 BB		0-0 1B 1B	0-0 SF7	3	1	2	1	1	1				
Ken Boswell, L (1,4) OBP: 0.286, SLG: 0.319 Ted Martinez, R (9, FR) OBP: 0.248, SLG: 0.266	0-3 K			0-0 L9		0-0 G3		0-0 SH1-4 1B 1B	0-0 E3	5	0	1	1	0	1	1			
John Milner, L (1,7) OBP: 0.361, SLG: 0.465	0-0 3-1			0-3 K		0-3 K		0-0 SH1-4 1B	0-0 F7	5	0	1	1	0	2	2			
Cleon Jones, R (1,9) OBP: 0.316, SLG: 0.347		0-0 F8		0-3 K				0-0 SH1-4		3	0	0	0	0	1	0			
Ed Kranepool, L (1,3) OBP: 0.338, SLG: 0.396		0-0 G6-3 1B				0-0 F8		0-0 1B	4-0 IBB	3	0	2	0	1	0	0			
Tommie Agee, R (1,8) OBP: 0.318, SLG: 0.369 Tug McGraw, R (8,1) OBP: 0.200, SLG: 0.111		0-0 G6-3				4-0 FC6-4 BB		0-3 K	0-0 F9	3	0	0	0	1	1	5			
Duffy Dyer, R (1,2) OBP: 0.316, SLG: 0.399			0-0 P8			0-0 FC6-4 1-2		0-0 F4	0-0 F7	4	0	0	0	0	0	5			
Bud Harrelson, S (1,6) OBP: 0.321, SLG: 0.276			0-0 1B		0-0 4-3			0-0 1B 1B	4-0 E SF7 BB	3	2	2	0	1	0	1			
Jim McAndrew, R (1,1) OBP: 0.140, SLG: 0.051 Lute Barnes, R (3, PH) OBP: 0.303, SLG: 0.328 Ray Sadecki, L (3,1) OBP: 0.167, SLG: 0.167 Dave Marshall, L (8, PH) OBP: 0.353, SLG: 0.371			0-3 K			0-3 K		0-0 1B 1B	0-0 P7	0	0	0	0	0	0	0			
<b>Inning Stats</b>	R: 0 E: 0 K: 2 S: 7	H: 0 LOB: 0 BB: 0 P: 7	R: 0 E: 0 K: 0 S: 3	H: 1 LOB: 0 BB: 0 P: 3	R: 0 E: 0 K: 1 S: 6	H: 1 LOB: 1 BB: 0 P: 6	R: 0 E: 0 K: 2 S: 7	H: 0 LOB: 0 BB: 0 P: 7	R: 0 E: 0 K: 0 S: 3	H: 0 LOB: 1 BB: 1 P: 7	R: 0 E: 0 K: 1 S: 6	H: 1 LOB: 1 BB: 0 P: 6	R: 3 E: 0 K: 0 S: 8	H: 5 LOB: 3 BB: 1 P: 12	R: 1 E: 1 K: 0 S: 4	H: 0 LOB: 1 BB: 1 P: 8	1B: 8 2B: 0 3B: 0 HR: 0	SF: 1 SAC: 1 DP: 1 HBP: 0	WP: 0 PA: 39 PB: 0 SB: 1 CS: 0
<b>PITCHER</b>	IP WLS BF H R ER SO BB IBB HBP BLK WP HR S P ERA WHIP																		
Bill Hands, R (1,1) ERA: 3.21	6.0 W 21 2 0 0 7 2 0 0 0 0 0 0 33 41 0.00 0.667																		
Rick Reuschel, R (7,1) ERA: 3.27	1.0 6 3 2 2 1 0 0 0 0 0 0 0 8 8 18.00 3.000																		
Jack Aker, R (8,1) ERA: 3.16	2.0 S 12 3 2 1 0 1 1 0 0 0 0 0 10 18 4.50 2.000																		

**New York Mets @ Chicago Cubs**  
Wrigley Field, Chicago, IL  
Sun Sep 17 1972, 3:33 AM CDT  
Att: 24,445 - Sunny - 73 F

AB	33
R	4
H	8
RBI	4
BB	4
SO	8
LOB	17



Batter	1	2	3	4	5	6	7	8	9	AB	R	H	RBI	BB	SO	LOB	BOTTOM		
Don Kessinger, S (1,6) OBP: 0.363, SLG: 0.345	0-0 1B SF9		0-0 5-3			0-0 F9	0-0 F8			4	1	1	0	0	0	1			
Jose Cardenal, R (1,9) OBP: 0.380, SLG: 0.473 Bill North, S (9,9) OBP: 0.256, SLG: 0.194	0-0 1B S		0-0 5-3			0-0 2B		4-0 1B BB		3	1	2	0	1	0	0			
Billy Williams, L (1,7) OBP: 0.393, SLG: 0.586	0-0 SF9		0-3 K			0-3 K		0-0 1B 1B		3	1	1	1	0	2	1			
Jim Hickman, R (1,3) OBP: 0.375, SLG: 0.470	0-0 5-3			0-0 1-3		0-0 F7		0-0 FC5-2-5-1 1B		4	1	0	0	0	0	4			
Ron Santo, R (1,5) OBP: 0.393, SLG: 0.497	0-0 2H 1B			0-3 K		0-0 SH2-4 1B		4-0 1B IBB		3	1	2	1	1	1	0			
Rick Monday, L (1,8) OBP: 0.365, SLG: 0.403	0-0 4-3			0-3 K		0-0 SH2-4		0-3 K		3	0	0	0	0	2	4			
Glenn Beckert, R (1,4) OBP: 0.290, SLG: 0.333		0-0 F8				0-0 E6		0-0 1B 1B	0-0 1B	4	1	2	3	0	0	0			
Randy Hundley, R (1,2) OBP: 0.261, SLG: 0.300		0-0 5-3				0-0 9-6-3		0-0 SH2-4 1B		3	0	1	1	0	0	1			
Bill Hands, R (1,1) Rick Reuschel, R (7,1) Jack Aker, R (8,1)		0-0 6-3				0-3 K		0-0 SH2-4		2	0	0	0	0	1	0			
<b>Inning Stats</b>	R: 2 E: 0 K: 0 S: 6	H: 3 LOB: 1 BB: 0 P: 6	R: 0 E: 0 K: 0 S: 3	H: 0 LOB: 0 BB: 0 P: 3	R: 0 E: 0 K: 1 S: 5	H: 0 LOB: 0 BB: 0 P: 5	R: 0 E: 0 K: 2 S: 7	H: 0 LOB: 0 BB: 0 P: 7	R: 0 E: 1 K: 1 S: 5	H: 0 LOB: 0 BB: 0 P: 5	R: 0 E: 0 K: 1 S: 6	H: 1 LOB: 1 BB: 0 P: 6	R: 2 E: 0 K: 0 S: 6	H: 3 LOB: 1 BB: 0 P: 6	R: 2 E: 0 K: 1 S: 6	H: 2 LOB: 2 BB: 2 P: 14	1B: 8 2B: 2 3B: 0 HR: 0	SF: 1 SAC: 2 DP: 1 HBP: 0	WP: 0 PA: 34 PB: 0 SB: 1 CS: 0
<b>PITCHER</b>	IP WLS BF H R ER SO BB IBB HBP BLK WP HR S P ERA WHIP																		
Jim McAndrew, R (1,1) ERA: 2.34	2.0 L 9 3 2 2 0 0 0 0 0 0 0 0 9 9 9.00 1.500																		
Ray Sadecki, L (3,1) ERA: 2.84	5.0 19 4 2 2 5 0 0 0 0 0 0 0 29 29 3.60 0.800																		
Tug McGraw, L (8,1) ERA: 1.86	1.0 6 2 2 2 1 1 1 0 0 0 0 0 6 14 18.00 3.000																		

**New York Mets @ Chicago Cubs**  
Wrigley Field, Chicago, IL  
Sun Sep 17 1972, 3:33 AM CDT  
Att: 24,445 - Sunny - 73 F

AB	29
R	6
H	9
RBI	6
BB	2
SO	6
LOB	11





Batter	1	2	3	4	5	6	7	8	9	AB	R	H	RBI	BB	SO	LOB	TOP			
Rennie Stennett, R OBP: 0.306, SLG: 0.383 (1, 4)	0-0 1B		0-0 FC6-4 FC5-4		0-3 K			4-0 FC4-6 BB		3	0	1	0	1	1	1				
Al Oliver, L OBP: 0.354, SLG: 0.443 (1, 8)	0-0 P6		0-0 FC5-4		0-3 K			0-0 F7		4	0	0	0	0	1	3				
Roberto Clemente, R OBP: 0.364, SLG: 0.496 (1, 9)	0-3 K		0-0 P4		0-0 1-3			0-0 FC4-6		4	0	0	0	0	1	3				
Manny Sanguillen, R OBP: 0.322, SLG: 0.411 (1, 2)	0-0 5-3			0-0 6-3		0-0 6-3			0-0 F5	4	0	0	0	0	0	1				
Richie Zisk, R OBP: 0.158, SLG: 0.111 (1, 7)		0-0 5-3		0-0 5-3			0-0 FC6-4 1B	0-3 K		4	0	1	0	0	1	0				
Richie Hebner, L OBP: 0.390, SLG: 0.522 (1, 5)		0-0 4-3		0-0 1B			0-0 FC6-4	0-0 1B		4	0	2	0	0	0	1				
Bob Robertson, R OBP: 0.292, SLG: 0.333 (1, 3)		4-0 BB		0-0 5-3			0-3 K	0-0 1B		3	0	1	0	1	1	2				
Gene Alley, R OBP: 0.318, SLG: 0.314 (1, 6)		0-3 K			0-0 P8		0-0 F9	0-0 P4		4	0	0	0	0	1	4				
Nelson Briles, R OBP: 0.191, SLG: 0.185 (1, 1)			4-0 FC6-4 BB		0-0 P3			0-0 P5		2	0	0	0	1	0	0				
<b>Inning Stats</b>	R: 0 E: 0 K: 1 S: 6	H: 1 LOB: 1 BB: 0 P: 6	R: 0 E: 0 K: 1 S: 5	H: 0 LOB: 1 BB: 1 P: 9	R: 0 E: 0 K: 0 S: 3	H: 0 LOB: 1 BB: 1 P: 7	R: 0 E: 0 K: 0 S: 4	H: 1 LOB: 1 BB: 0 P: 4	R: 0 E: 0 K: 1 S: 5	H: 0 LOB: 0 BB: 0 P: 5	R: 0 E: 0 K: 1 S: 6	H: 1 LOB: 1 BB: 0 P: 6	R: 0 E: 0 K: 0 S: 3	H: 0 LOB: 1 BB: 1 P: 7	R: 0 E: 0 K: 1 S: 7	H: 2 LOB: 2 BB: 0 P: 7	1B: 5 2B: 0 3B: 0 HR: 0	SF: 0 SAC: 0 DP: 0 HBP: 0	WP: 0 PB: 0 SB: 0 CS: 0	PA: 35
<b>PITCHER</b> Jon Matlack, L ERA: 2.41 (1, 1)	IP: 9.0 WLS: W BF: 35 H: 5 R: 0 ER: 0 SO: 6 BB: 3 IBB: 0 HBP: 0 BLK: 0 WP: 0 HR: 0 S: 44 P: 56 ERA: 0.00 WHIP: 0.889															<b>PITCHER</b> IP: 9.0 WLS: W BF: 35 H: 5 R: 0 ER: 0 SO: 6 BB: 3 IBB: 0 HBP: 0 BLK: 0 WP: 0 HR: 0 S: 44 P: 56 ERA: 0.00 WHIP: 0.889				

Pittsburgh Pirates @ New York Mets  
Shea Stadium, Flushing, NY  
Mon Sep 18 1972, 7:05 PM EDT  
Att: 15,622 - Unknown


AB 32  
R 0  
H 5  
RBI 0  
BB 3  
SO 6  
LOB 15



Batter	1	2	3	4	5	6	7	8	9	AB	R	H	RBI	BB	SO	LOB	BOTTOM			
Wayne Garrett, L OBP: 0.378, SLG: 0.305 (1, 5)	0-0 1B		0-0 4-3			0-0 1B		0-3 K		4	0	3	0	0	1	1				
Ken Boswell, L OBP: 0.286, SLG: 0.318 Ted Martinez, R OBP: 0.248, SLG: 0.266 (1, 4) (9, 4)	0-0 P6		0-0 4-3			0-0 G4-6-3 1B		0-0 F8		4	0	1	0	0	0	3				
John Milner, L OBP: 0.357, SLG: 0.459 (1, 7)	0-0 P8		0-0 4-1			0-0 F9		0-3 K		4	0	0	0	0	1	5				
Rusty Staub, L OBP: 0.378, SLG: 0.472 (1, 9)	0-0 1B			0-3 K		0-0 G4-6-3			0-0 SH1-4 1B	4	1	2	0	0	1	2				
Cleon Jones, R OBP: 0.313, SLG: 0.344 (1, 8)	0-3 K			0-0 1-3			0-0 5-3		0-0 SH1-4	3	0	0	0	0	1	2				
Ed Kravencup, L OBP: 0.337, SLG: 0.392 (1, 3)		0-0 3-1		0-0 4-3			0-0 F8		4-0 1B	3	0	0	0	1	0	0				
Duffy Dyer, R OBP: 0.315, SLG: 0.397 (1, 2)		0-3 K			0-0 F8		0-0 E4		0-0 1B	4	0	1	1	0	1	0				
Bud Harrelson, S OBP: 0.319, SLG: 0.274 (1, 6)		0-0 5-3			0-0 F8		0-0 F8			3	0	0	0	0	0	1				
Jon Matlack, L OBP: 0.241, SLG: 0.157 (1, 1)			0-3 K		0-3 K			4-0 BB		2	0	0	0	1	2	0				
<b>Inning Stats</b>	R: 0 E: 0 K: 1 S: 7	H: 2 LOB: 2 BB: 0 P: 7	R: 0 E: 0 K: 1 S: 5	H: 0 LOB: 0 BB: 0 P: 5	R: 0 E: 0 K: 1 S: 6	H: 1 LOB: 1 BB: 0 P: 6	R: 0 E: 0 K: 1 S: 5	H: 0 LOB: 0 BB: 0 P: 5	R: 0 E: 0 K: 0 S: 4	H: 2 LOB: 1 BB: 0 P: 4	R: 0 E: 1 K: 0 S: 4	H: 0 LOB: 1 BB: 0 P: 4	R: 0 E: 0 K: 2 S: 7	H: 0 LOB: 1 BB: 1 P: 11	R: 1 E: 0 K: 0 S: 3	H: 2 LOB: 2 BB: 1 P: 7	1B: 7 2B: 0 3B: 0 HR: 0	SF: 0 SAC: 1 DP: 1 HBP: 0	WP: 0 PB: 0 SB: 0 CS: 0	PA: 34
<b>PITCHER</b> Nelson Briles, R ERA: 3.25 (1, 1)	IP: 8.1 WLS: L BF: 34 H: 7 R: 1 ER: 1 SO: 7 BB: 1 IBB: 1 HBP: 0 BLK: 0 WP: 0 HR: 0 S: 46 P: 54 ERA: 1.08 WHIP: 0.960															<b>PITCHER</b> IP: 8.1 WLS: L BF: 34 H: 7 R: 1 ER: 1 SO: 7 BB: 1 IBB: 1 HBP: 0 BLK: 0 WP: 0 HR: 0 S: 46 P: 54 ERA: 1.08 WHIP: 0.960				

Pittsburgh Pirates @ New York Mets  
Shea Stadium, Flushing, NY  
Mon Sep 18 1972, 7:05 PM EDT  
Att: 15,622 - Unknown

AB 31  
R 1  
H 7  
RBI 1  
BB 2  
SO 7  
LOB 14







Batter	1	2	3	4	5	6	7	8	9	AB	R	H	RBI	BB	SO	LOB	TOP										
<b>Rennie Stennett, R</b> OBP: 0.305, SLG: 0.382 (1, 4)										4	1	1	0	0	1	1	<b>Pittsburgh Pirates @ New York Mets</b> Shea Stadium, Flushing, NY Tue Sep 19 1972, 7:05 PM EDT Att: 15,537 - Unknown										
<b>Al Oliver, L</b> OBP: 0.354, SLG: 0.442 (1, 8)										4	0	1	0	0	1	3											
<b>Roberto Clemente, R</b> OBP: 0.362, SLG: 0.496 (1, 9)										4	0	1	2	0	0	1											
<b>Richie Zisk, R</b> OBP: 0.174, SLG: 0.182 (1, 7)										4	1	1	0	0	0	1											
<b>Manny Sanguillen, R</b> OBP: 0.324, SLG: 0.410 (1, 2)										3	1	1	0	1	0	0											
<b>Richie Hebner, L</b> OBP: 0.386, SLG: 0.516 (1, 5)										4	0	0	0	0	1	3											
<b>Bob Robertson, R</b> OBP: 0.292, SLG: 0.343 (1, 3)										4	1	1	3	0	2	1											
<b>Gene Alley, R</b> OBP: 0.317, SLG: 0.313 (1, 6)										4	0	1	0	0	0	0											
<b>Bob Moose, R</b> OBP: 0.257, SLG: 0.200 (1, 1)										1	1	0	0	0	1	0											
<b>Inning Stats</b>	R: 0 E: 0 K: 1 S: 5	H: 0 LOB: 0 P: 5	R: 3 E: 0 K: 1 S: 8	H: 3 LOB: 0 BB: 0 P: 8	R: 0 E: 0 K: 0 S: 3	H: 1 LOB: 1 BB: 0 P: 3	R: 0 E: 0 K: 1 S: 5	H: 0 LOB: 1 BB: 1 P: 9	R: 2 E: 0 K: 0 S: 5	H: 2 LOB: 1 BB: 0 P: 6	R: 0 E: 0 K: 0 S: 3	H: 0 LOB: 0 BB: 0 P: 3	R: 0 E: 0 K: 1 S: 6	H: 1 LOB: 1 BB: 0 P: 6	R: 0 E: 0 K: 0 S: 3	H: 0 LOB: 0 BB: 0 P: 3	R: 0 E: 0 K: 2 S: 7	H: 0 LOB: 0 BB: 0 P: 7	1B: 4 2B: 2 3B: 0 HR: 1	SF: 0 SAC: 1 DP: 1 HBP: 1	WP: 1 PB: 0 SB: 0 CS: 0	PA: 35					
<b>PITCHER</b>	IP	WLS	BF	H	R	ER	SO	BB	IBB	HBP	BLK	WP	HR	S	P	ERA	WHIP										
<b>Jerry Koosman, L</b> ERA: 4.4 (1, 1)	5.0	L	22	6	5	5	3	1	0	1	0	1	1	26	31	9.00	1.400										
<b>Tommy Moore, R</b> ERA: 5.4 (6, 1)	2.0		7	1	0	0	1	0	0	0	0	0	0	9	9	0.00	0.500										
<b>Danny Frisella, R</b> ERA: 3.61 (8, 1)	1.0		3	0	0	0	0	0	0	0	0	0	0	3	3	0.00	0.000										
<b>Brent Strom, L</b> ERA: 7.43 (9, 1)	1.0		3	0	0	0	2	0	0	0	0	0	0	7	7	0.00	0.000										

Batter	1	2	3	4	5	6	7	8	9	AB	R	H	RBI	BB	SO	LOB	BOTTOM										
<b>Wayne Garrett, L</b> OBP: 0.373, SLG: 0.300 (1, 5)										4	0	0	0	0	0	0	<b>Pittsburgh Pirates @ New York Mets</b> Shea Stadium, Flushing, NY Tue Sep 19 1972, 7:05 PM EDT Att: 15,537 - Unknown										
<b>Ken Boswell, L</b> OBP: 0.286, SLG: 0.318 (1, 4)										4	0	1	0	0	0	0											
<b>John Milner, L</b> OBP: 0.354, SLG: 0.455 (1, 7)										3	0	0	0	0	1	1											
<b>Danny Frisella, L</b> OBP: 0.333, SLG: 0.333 (8, 1)										0	0	0	0	0	0	0											
<b>Jim Beauchamp, R</b> OBP: 0.284, SLG: 0.330 (8, PH)										1	0	0	0	0	1	0											
<b>Brent Strom, R</b> (9, 1)										0	0	0	0	0	0	0											
<b>Rusty Staub, L</b> OBP: 0.383, SLG: 0.479 (1, 9)										3	1	2	0	1	0	0											
<b>Cleon Jones, R</b> OBP: 0.312, SLG: 0.343 (1, 8)										4	0	1	0	0	1	3											
<b>Ed Kranepool, L</b> OBP: 0.335, SLG: 0.390 (1, 3)										4	0	1	1	0	0	1											
<b>Duffy Dyer, R</b> OBP: 0.311, SLG: 0.392 (1, 2)										4	0	0	0	0	0	4											
<b>Bud Harrelson, S</b> OBP: 0.319, SLG: 0.274 (1, 6)										3	0	1	0	0	1	2											
<b>Jerry Koosman, R</b> OBP: 0.095, SLG: 0.095 (1, 1)										1	0	0	0	0	0	0											
<b>Bill Sudakis, S</b> OBP: 0.162, SLG: 0.100 (5, PH)										1	0	0	0	0	0	0											
<b>Tommy Moore, R</b> (6, 1)										0	0	0	0	0	0	0											
<b>Dave Marshall, L</b> OBP: 0.351, SLG: 0.368 (7, PH)										1	0	0	0	0	0	1											
<b>Inning Stats</b>	R: 0 E: 0 K: 1 S: 5	H: 0 LOB: 0 P: 5	R: 0 E: 0 K: 1 S: 7	H: 2 LOB: 2 BB: 0 P: 7	R: 0 E: 0 K: 0 S: 4	H: 1 LOB: 1 BB: 0 P: 4	R: 1 E: 0 K: 0 S: 4	H: 1 LOB: 0 BB: 0 P: 4	R: 0 E: 0 K: 0 S: 3	H: 0 LOB: 0 BB: 0 P: 3	R: 0 E: 0 K: 1 S: 5	H: 0 LOB: 1 BB: 1 P: 9	R: 0 E: 1 K: 0 S: 4	H: 1 LOB: 1 BB: 0 P: 4	R: 0 E: 0 K: 1 S: 5	H: 0 LOB: 0 BB: 0 P: 5	R: 0 E: 0 K: 0 S: 4	H: 1 LOB: 1 BB: 0 P: 4	1B: 5 2B: 1 3B: 0 HR: 0	SF: 0 SAC: 0 DP: 1 HBP: 0	WP: 0 PB: 0 SB: 0 CS: 0	PA: 34					
<b>PITCHER</b>	IP	WLS	BF	H	R	ER	SO	BB	IBB	HBP	BLK	WP	HR	S	P	ERA	WHIP										
<b>Bob Moose, R</b> ERA: 2.99 (1, 1)	9.0	W	34	6	1	1	4	1	0	0	0	0	0	41	45	1.00	0.778										

AB	32
R	5
H	7
RBI	5
BB	1
SO	6
LOB	10





Batter	1	2	3	4	5	6	7	8	9	AB	R	H	RBI	BB	SO	LOB	TOP			
<b>Vic Davallilo, L</b> OBP: 0.366, SLG: 0.420 (1, 7)										3	1	1	0	1	1	0				
<b>Rennie Stennett, R</b> OBP: 0.308, SLG: 0.386 (1, 4)										4	0	2	1	0	1	1				
<b>Roberto Clemente, R</b> OBP: 0.359, SLG: 0.490 (1, 9)										4	0	0	0	0	3	2				
<b>Willie Stargell, L</b> OBP: 0.386, SLG: 0.586 (1, 3)										4	0	0	0	0	3	2				
<b>Al Oliver, L</b> OBP: 0.354, SLG: 0.442 <b>Richie Zisk, R</b> OBP: 0.160, SLG: 0.167 (6, 7)										2	0	1	0	0	0	0				
<b>Richie Hebner, L</b> OBP: 0.386, SLG: 0.515 (1, 5)										3	0	1	0	0	0	0				
<b>Manny Sanguillen, R</b> OBP: 0.322, SLG: 0.458 (1, 2)										3	0	0	0	0	1	2				
<b>Gene Alley, R</b> OBP: 0.314, SLG: 0.310 (1, 6)										3	0	0	0	0	2	2				
<b>Luke Walker, L</b> OBP: 0.087, SLG: 0.045 <b>Jose Pagan, R</b> OBP: 0.290, SLG: 0.426 <b>Bob Johnson, L</b> OBP: 0.167, SLG: 0.171 <b>Milt May, L</b> OBP: 0.333, SLG: 0.376 <b>Bob Miller, R</b> (8, 1)										1	0	0	0	0	1	0				
<b>Inning Stats</b>	R: 1 E: 0 K: 2 S: 8	H: 2 LOB: 1 BB: 0 P: 8	R: 0 E: 0 K: 1 S: 5	H: 0 LOB: 0 BB: 0 P: 5	R: 0 E: 0 K: 2 S: 7	H: 0 LOB: 0 BB: 0 P: 7	R: 0 E: 0 K: 1 S: 5	H: 2 LOB: 2 BB: 0 P: 7	R: 0 E: 0 K: 3 S: 10	H: 1 LOB: 1 BB: 0 P: 10	R: 0 E: 0 K: 1 S: 5	H: 0 LOB: 0 BB: 0 P: 5	R: 0 E: 0 K: 1 S: 5	H: 0 LOB: 1 BB: 1 P: 9	R: 0 E: 0 K: 3 S: 9	H: 0 LOB: 0 BB: 0 P: 9	1B: 3 2B: 2 3B: 1 HR: 0	SF: 0 SAC: 0 DP: 1 HBP: 0	WP: 0 PB: 0 SB: 0 CS: 1	PA: 32
<b>PITCHER</b> <b>Tom Seaver, R</b> ERA: 3.13 (1, 1)	IP: 9.0 WLS: W BF: 32 H: 5 R: 1 ER: 1 SO: 15 BB: 1 IBB: 0 HBP: 0 BLK: 0 WP: 0 HR: 0 S: 61 P: 65 ERA: 1.00 WHIP: 0.667															<b>PITCHER</b>				

Pittsburgh Pirates @ New York Mets  
Shea Stadium, Flushing, NY  
Wed Sep 20 1972, 7:05 PM EDT  
Att: 15,147 - Unknown

AB	31
R	1
H	5
RBI	1
BB	1
SO	15
LOB	11



Batter	1	2	3	4	5	6	7	8	9	AB	R	H	RBI	BB	SO	LOB	BOTTOM			
<b>Tommie Agee, R</b> OBP: 0.317, SLG: 0.368 (1, 8)										4	1	1	0	0	2	2				
<b>Bud Harrelson, S</b> OBP: 0.316, SLG: 0.272 (1, 6)										4	0	0	0	0	0	1				
<b>Jim Fregosi, R</b> OBP: 0.313, SLG: 0.357 <b>Wayne Garrett, L</b> OBP: 0.373, SLG: 0.300 (8, 5)										4	1	3	1	0	1	0				
<b>Cleon Jones, R</b> OBP: 0.317, SLG: 0.344 (1, 7)										2	1	1	0	2	1	1				
<b>Duffy Dyer, R</b> OBP: 0.311, SLG: 0.397 (1, 2)										4	1	1	2	0	1	3				
<b>Jim Beauchamp, R</b> OBP: 0.286, SLG: 0.333 <b>Ed Kranepool, L</b> OBP: 0.334, SLG: 0.389 (8, 3)										2	0	1	1	0	0	0				
<b>Don Hahn, R</b> OBP: 0.364, SLG: 0.222 (1, 9)										3	0	2	0	1	1	0				
<b>Ted Martinez, R</b> OBP: 0.252, SLG: 0.269 (1, 4)										4	0	2	0	0	0	3				
<b>Tom Seaver, R</b> OBP: 0.212, SLG: 0.338 (1, 1)										4	0	0	0	0	3	3				
<b>Inning Stats</b>	R: 0 E: 0 K: 0 S: 5	H: 2 LOB: 2 BB: 0 P: 5	R: 0 E: 0 K: 2 S: 8	H: 1 LOB: 1 BB: 1 P: 12	R: 3 E: 0 K: 0 S: 6	H: 3 LOB: 1 BB: 1 P: 10	R: 1 E: 0 K: 2 S: 9	H: 2 LOB: 1 BB: 0 P: 9	R: 0 E: 0 K: 1 S: 6	H: 2 LOB: 1 BB: 0 P: 6	R: 0 E: 0 K: 2 S: 7	H: 0 LOB: 0 BB: 0 P: 7	R: 0 E: 0 K: 1 S: 4	H: 0 LOB: 0 BB: 1 P: 8	R: 0 E: 0 K: 1 S: 6	H: 1 LOB: 1 BB: 0 P: 6	1B: 9 2B: 1 3B: 1 HR: 0	SF: 1 SAC: 0 DP: 2 HBP: 0	WP: 0 PB: 0 SB: 0 CS: 0	PA: 36
<b>PITCHER</b> <b>Luke Walker, L</b> ERA: 3.72 <b>Bob Johnson, R</b> ERA: 3.12 <b>Bob Miller, R</b> ERA: 2.12 (8, 1)	IP: 4.0 WLS: L BF: 22 H: 8 R: 4 ER: 4 SO: 4 BB: 2 IBB: 0 HBP: 0 BLK: 0 WP: 0 HR: 0 S: 28 P: 36 ERA: 9.00 WHIP: 2.500															<b>PITCHER</b>				

Pittsburgh Pirates @ New York Mets  
Shea Stadium, Flushing, NY  
Wed Sep 20 1972, 7:05 PM EDT  
Att: 15,147 - Unknown

AB	32
R	4
H	11
RBI	4
BB	3
SO	9
LOB	13





Batter	1	2	3	4	5	6	7	8	9	AB R H RBI BB SO LOB	TOP												
Vic Davallilo, L (1, 7) OBP: 0.366, SLG: 0.420	F9		1B	G6-4-3		4-3		FC6		5 1 2 0 0 0 2	<b>Pittsburgh Pirates @ New York Mets</b> Shea Stadium, Flushing, NY Thu Sep 21 1972, 7:05 PM EDT Att: 10,991 - Unknown												
Rennie Stennett, R (1, 4) OBP: 0.399, SLG: 0.384	F S PB BB		1B	G6-4-3		K		F8		4 2 1 0 1 1 1													
Roberto Clemente, R (1, 9) OBP: 0.399, SLG: 0.499	K		1B	1B				F7		5 1 2 1 0 1 0													
Al Oliver, L (1, 8) OBP: 0.356, SLG: 0.442	1B		1B	1B				6-3		4 1 2 0 1 0 0													
Richie Hebner, L (1, 5) OBP: 0.385, SLG: 0.512	F8		1B	P4						4 1 1 2 0 0 3													
Milt May, L (1, 2) OBP: 0.331, SLG: 0.372		F9	F8 1B		G3			F9		4 0 1 1 0 0 0													
Bob Robertson, R (1, 3) OBP: 0.291, SLG: 0.341	K		G6-4-3		K			K		4 0 1 1 0 3 0													
Gene Alley, R (1, 6) OBP: 0.315, SLG: 0.317			F8		5-3			1B		2 0 1 0 0 0 2													
Jackie Hernandez, R (3, 6) OBP: 0.229, SLG: 0.253	3B		2-3					BB		1 0 0 0 1 0 0													
Steve Blass, R (1, 1) OBP: 0.198, SLG: 0.203	G3		G6-4-3		K			FC6		4 0 1 0 0 1 3													
<b>Inning Stats</b>	R: 1 E: 0 K: 1 S: 6	H: 1 LOB: 1 BB: 1 P: 10	R: 0 E: 0 K: 1 S: 6	H: 1 LOB: 1 BB: 0 P: 6	R: 5 E: 0 K: 0 S: 8	H: 6 LOB: 1 BB: 1 P: 12	R: 0 E: 0 K: 0 S: 5	H: 3 LOB: 2 BB: 0 P: 5	R: 0 E: 0 K: 2 S: 7	H: 0 LOB: 0 BB: 0 P: 7	R: 0 E: 0 K: 0 S: 3	H: 0 LOB: 0 BB: 0 P: 3	R: 0 E: 0 K: 1 S: 6	H: 1 LOB: 2 BB: 1 P: 10	R: 0 E: 0 K: 0 S: 3	H: 0 LOB: 0 BB: 0 P: 3	1B: 11 2B: 0 3B: 1 HR: 0	SF: 0 SAC: 0 DP: 2 HBP: 0	WP: 0 PB: 1 SB: 1 CS: 0	PA: 40			
<b>PITCHER</b>	IP WLS BF H R ER SO BB IBB HBP BLK WP HR S P ERA WHIP											<b>PITCHER</b>	IP WLS BF H R ER SO BB IBB HBP BLK WP HR S P ERA WHIP										
Gary Gentry, R (1, 1) ERA: 4.01	2.0 L 12 5 4 4 2 1 0 0 0 0 0 0 15 19 18.00 3.000																						
Ray Sadecki, L (3, 1) ERA: 2.97	3.0 14 6 2 2 1 1 0 0 0 0 0 0 15 19 6.00 2.333																						
Hank Webb, R (6, 1) ERA: 4.38	2.0 6 0 0 0 2 0 0 0 0 0 0 0 10 10 0.00 0.000																						
Brent Strom, L (8, 1) ERA: 6.91	2.0 8 1 0 0 1 1 0 0 0 0 0 0 9 13 0.00 1.000																						

Batter	1	2	3	4	5	6	7	8	9	AB R H RBI BB SO LOB	BOTTOM												
Wayne Garrett, L (1, 5) OBP: 0.375, SLG: 0.303	G4-6-3		3-1		1B			4-3		4 1 2 0 0 0 0	<b>Pittsburgh Pirates @ New York Mets</b> Shea Stadium, Flushing, NY Thu Sep 21 1972, 7:05 PM EDT Att: 10,991 - Unknown												
Ken Boswell, L (1, 4) OBP: 0.286, SLG: 0.317	G4-6-3			6-3	FC3-6			G3		4 0 1 0 0 0 1													
Ed Kranepool, L (1, 3) OBP: 0.333, SLG: 0.390	1-3			1B	FC3-6			F8		4 1 1 1 0 0 1													
Rusty Staub, L (1, 9) OBP: 0.385, SLG: 0.477		6-3		BB	1B			F9		3 0 1 1 1 0 1													
Cleon Jones, R (1, 7) OBP: 0.316, SLG: 0.343	6-3			1B				K		4 0 1 0 0 1 1													
Dave Schneck, L (1, 8) OBP: 0.255, SLG: 0.309	K			BB	1B			FC6-4		2 0 1 0 2 1 1													
Joe Nolan, L (1, 2)	K			P4				F9		4 0 0 0 0 2 6													
Bud Harrelson, S (1, 6) OBP: 0.314, SLG: 0.269			3-1	F8				FC6-4		4 0 0 0 0 0 5													
Gary Gentry, R (1, 1) OBP: 0.175, SLG: 0.125										0 0 0 0 0 0 0													
Ray Sadecki, L (3, 1) OBP: 0.159, SLG: 0.154										1 0 0 0 0 1 0													
Don Harris, R (5, PH) OBP: 0.333, SLG: 0.200										1 0 0 0 0 1 0													
Hank Webb, R (6, 1) OBP: 0.340, SLG: 0.348										0 0 0 0 0 0 0													
Dave Marshall, L (7, PH) OBP: 0.340, SLG: 0.348										1 0 0 0 0 0 0													
Brent Strom, R (8, 1) OBP: 0.263, SLG: 0.330										0 0 0 0 0 0 1													
Jim Beauchamp, R (9, PH) OBP: 0.263, SLG: 0.330										1 0 0 0 0 0 1													
<b>Inning Stats</b>	R: 0 E: 0 K: 0 S: 3	H: 1 LOB: 0 BB: 0 P: 3	R: 0 E: 1 K: 2 S: 7	H: 0 LOB: 1 BB: 1 P: 11	R: 0 E: 0 K: 1 S: 5	H: 0 LOB: 0 BB: 0 P: 5	R: 1 E: 0 K: 0 S: 6	H: 3 LOB: 3 BB: 1 P: 10	R: 1 E: 0 K: 1 S: 7	H: 2 LOB: 1 BB: 0 P: 7	R: 0 E: 0 K: 0 S: 4	H: 1 LOB: 1 BB: 0 P: 4	R: 0 E: 0 K: 0 S: 3	H: 0 LOB: 0 BB: 0 P: 3	R: 0 E: 0 K: 1 S: 5	H: 0 LOB: 0 BB: 0 P: 5	R: 0 E: 0 K: 2 S: 7	H: 0 LOB: 1 BB: 1 P: 11	1B: 6 2B: 1 3B: 0 HR: 0	SF: 0 SAC: 0 DP: 1 HBP: 0	WP: 0 PB: 0 SB: 0 CS: 0	PA: 36	
<b>PITCHER</b>	IP WLS BF H R ER SO BB IBB HBP BLK WP HR S P ERA WHIP											<b>PITCHER</b>	IP WLS BF H R ER SO BB IBB HBP BLK WP HR S P ERA WHIP										
Steve Blass, R (1, 1) ERA: 2.42	9.0 W 36 7 2 2 7 3 0 0 0 0 0 0 47 59 2.00 1.111																						





Batter	1	2	3	4	5	6	7	8	9	10	11	AB	R	H	RBI	BB	SO	LOB	TOP							
Denny Doyle, L OBP: 0.288, SLG: 0.295 Terry Harmon, R OBP: 0.370, SLG: 0.345 (7, 4)	F8		F7			K	P4			FC6-4	F8	3	0	0	0	0	1	0								
Larry Bowa, S OBP: 0.289, SLG: 0.320 Joe Lis, R OBP: 0.379, SLG: 0.429 Darrell Brandon, R OBP: 0.067, SLG: 0.067	F2		4-3			1B HBP	F5			K		3	0	0	0	0	0	1								
Don Money, R OBP: 0.278, SLG: 0.331 (10, 6)	BB		6-3			1-2 1B				K		4	0	1	0	1	1	1								
Willie Montanez, L OBP: 0.327, SLG: 0.414 Roger Freed, R OBP: 0.370, SLG: 0.439 Oscar Gamble, L OBP: 0.335, SLG: 0.331 (11, 9)	F7					G3	F7			K		3	0	0	0	0	0	3								
Greg Luzinski, R OBP: 0.325, SLG: 0.439 (1, 7)			F3			F8	F8			6-3		5	0	0	0	0	1	3								
Tom Hutton, L OBP: 0.359, SLG: 0.358 (6, 3)						G3				4-3		4	2	2	0	1	0	0								
Bill Robinson, R OBP: 0.248, SLG: 0.400 (1, 8)						K				6-3		5	2	2	3	0	1	1								
Bob Boone, R OBP: 0.321, SLG: 0.417 (1, 2)			F8			F9	SF7			6-3		3	0	0	1	1	0	0								
Ken Reynolds, L OBP: 0.223, SLG: 0.211 Deron Johnson, R OBP: 0.290, SLG: 0.336 Pete Koegel, R OBP: 0.226, SLG: 0.188 Mike Schmidt, R OBP: 0.348, SLG: 0.368 (10, 5)	F5					K						3	0	1	0	0	1	0								
<b>Inning Stats</b>	R: 0 E: 0 K: 0 S: 3	H: 0 LOB: 1 BB: 1 P: 7	R: 2 E: 0 K: 0 S: 5	H: 2 LOB: 0 BB: 0 P: 5	R: 0 E: 0 K: 0 S: 3	H: 0 LOB: 0 BB: 0 P: 3	R: 0 E: 0 K: 0 S: 3	H: 0 LOB: 0 BB: 0 P: 3	R: 0 E: 0 K: 1 S: 6	H: 1 LOB: 2 BB: 0 P: 7	R: 2 E: 0 K: 0 S: 5	H: 2 LOB: 1 BB: 1 P: 9	R: 0 E: 0 K: 2 S: 7	H: 0 LOB: 0 BB: 0 P: 7	R: 0 E: 0 K: 0 S: 3	H: 0 LOB: 0 BB: 0 P: 3	R: 0 E: 0 K: 1 S: 5	H: 0 LOB: 1 BB: 1 P: 9	R: 1 E: 1 K: 2 S: 9	H: 1 LOB: 3 BB: 2 P: 17	1B: 3 2B: 1 3B: 1 HR: 1	SF: 1 SAC: 0 DP: 0 HBP: 1	WP: 0 PB: 0 SB: 1 CS: 0	PA: 46		
<b>PITCHER</b>	IP 6.1	WLS L	BF 19	H 1	R 1	ER 0	SO 5	BB 2	IBB 1	HBP 0	BLK 0	WP 0	HR 0	S 26	P 38	ERA 0.00	WHIP 0.643									
Jim McAndrew, R ERA: 2.48 Tug McGraw, L ERA: 1.77																										

Philadelphia Phillies @ New York Mets  
Shea Stadium, Flushing, NY  
Fri Sep 22 1972, 7:05 PM EDT  
Att: 15,265 - Unknown

AB 39  
R 5  
H 6  
RBI 4  
BB 5  
SO 8  
LOB 18



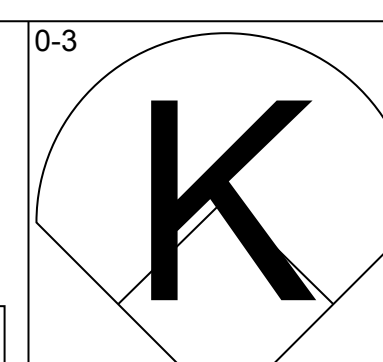
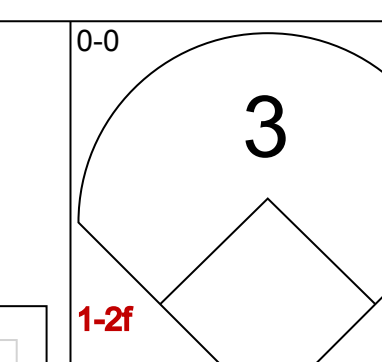
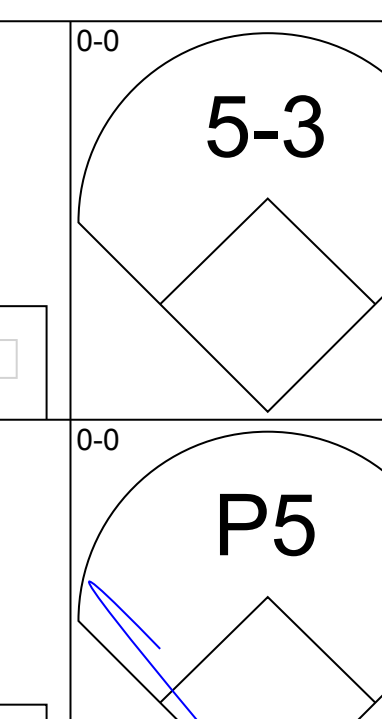
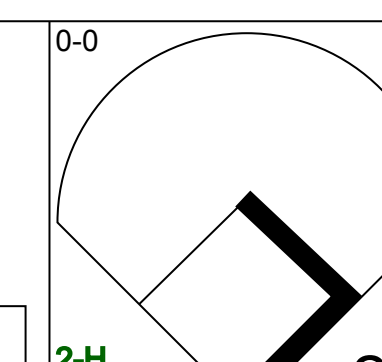
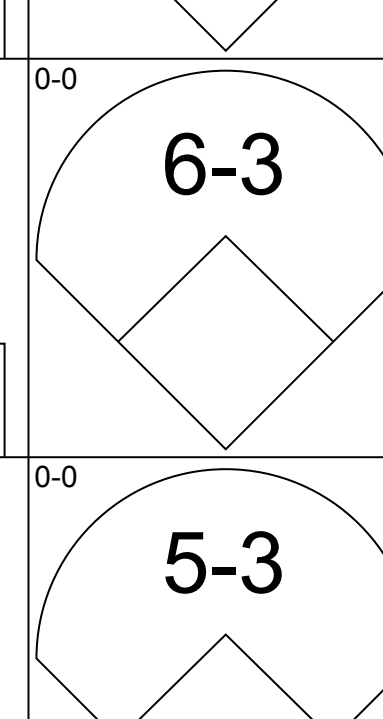
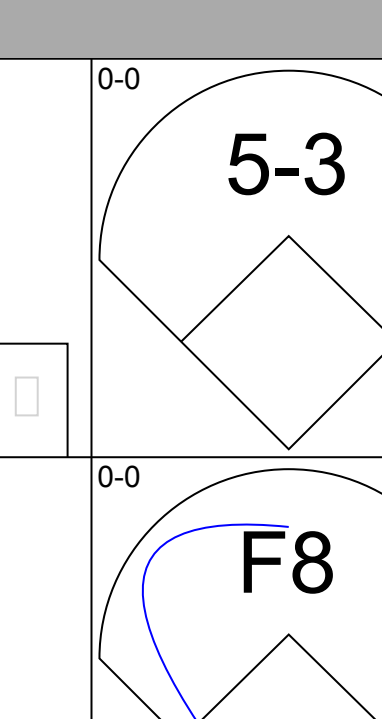
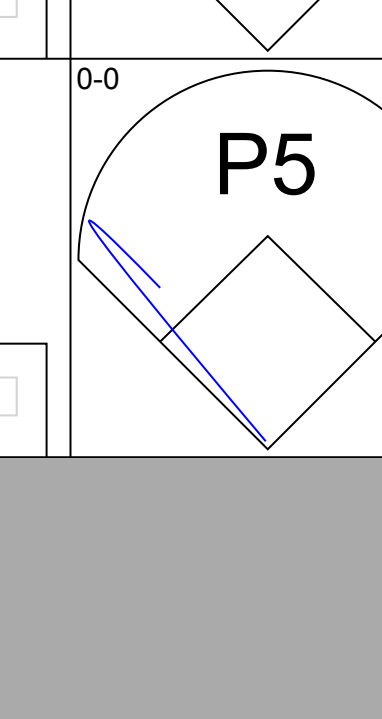
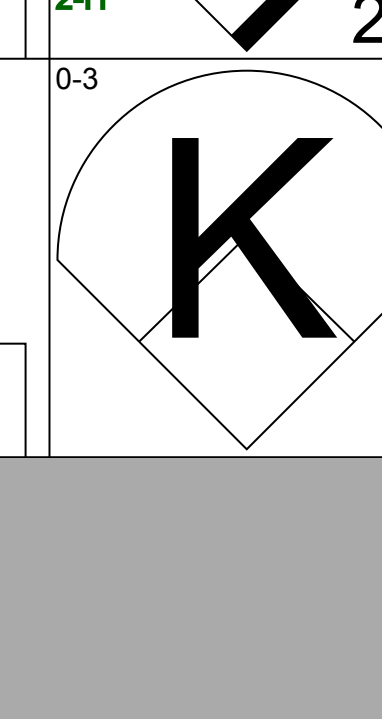
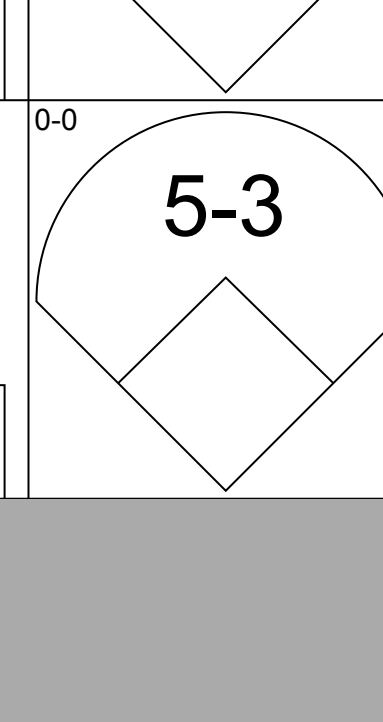
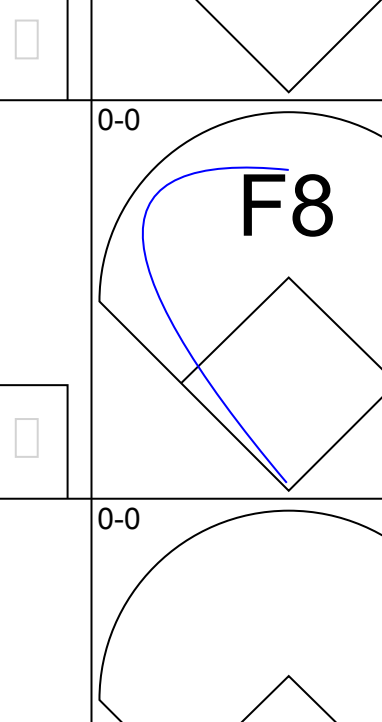
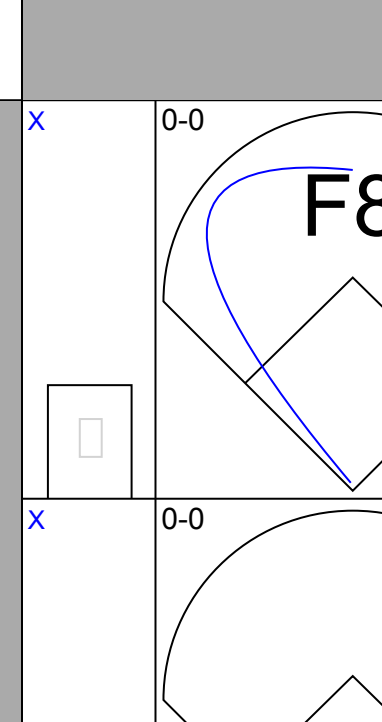
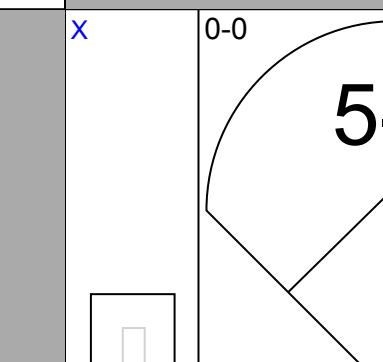
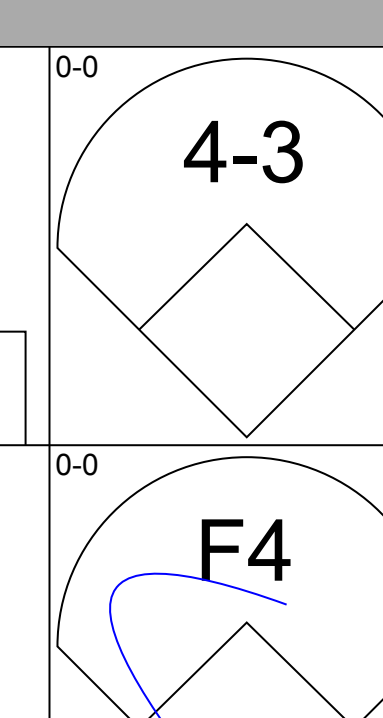
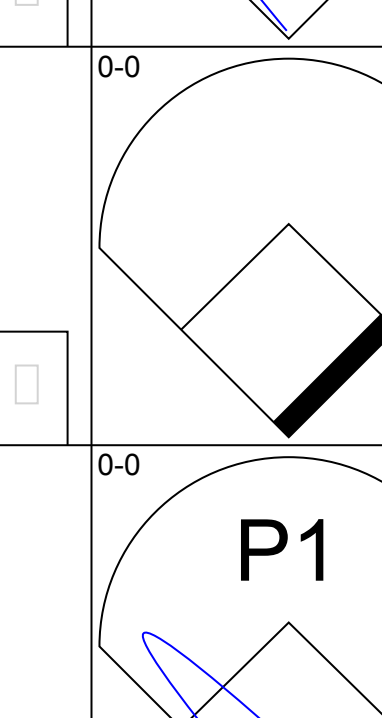
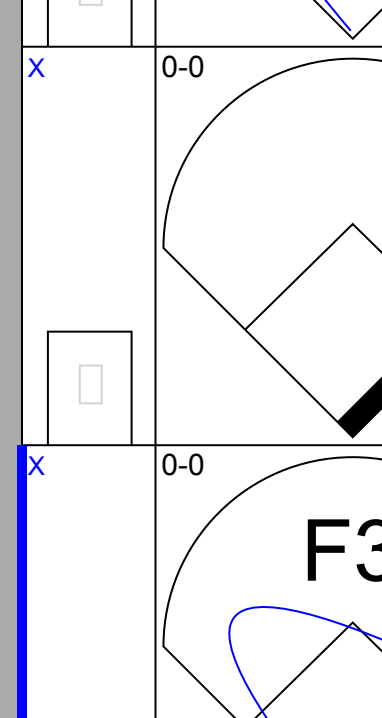
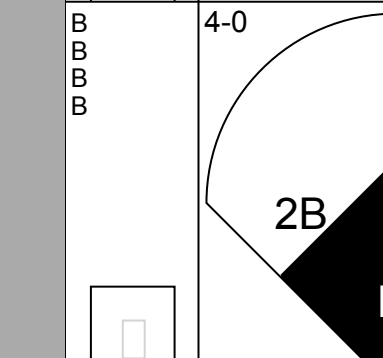
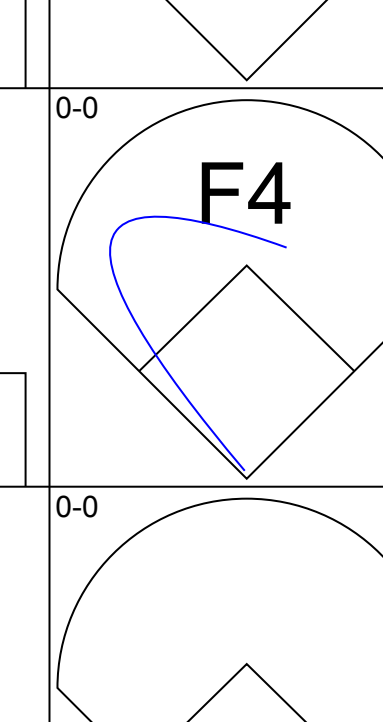
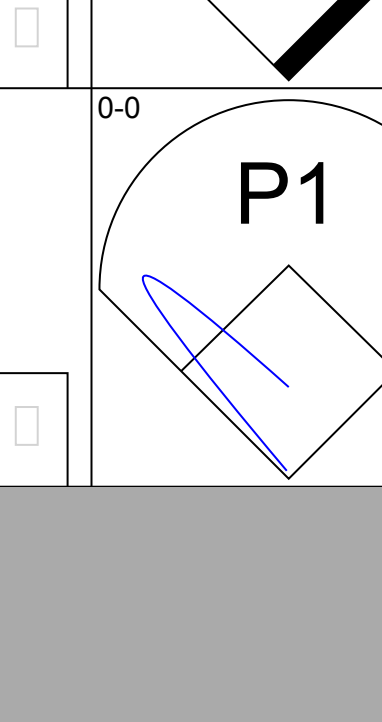
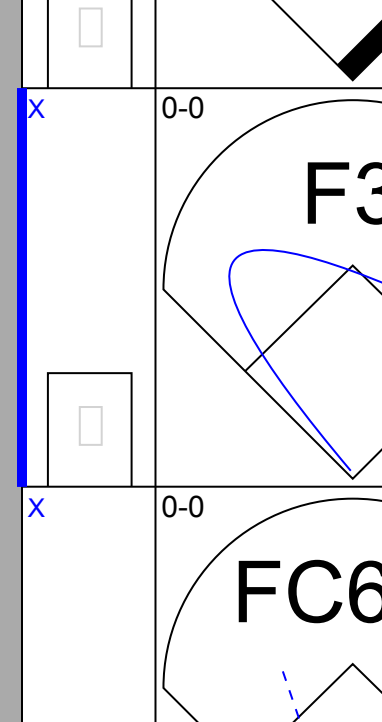
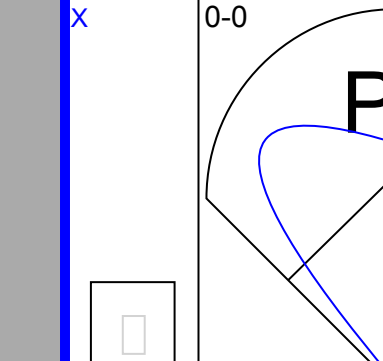
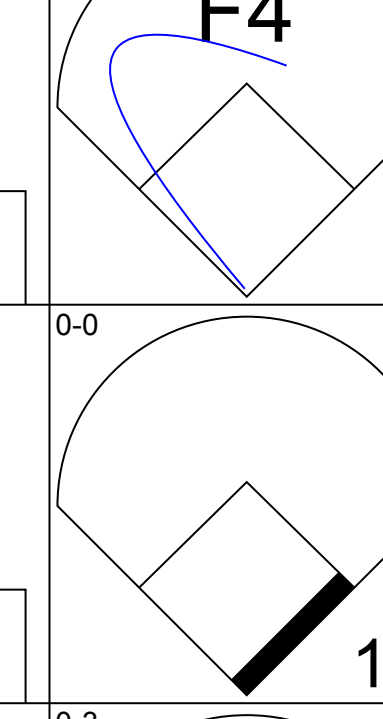
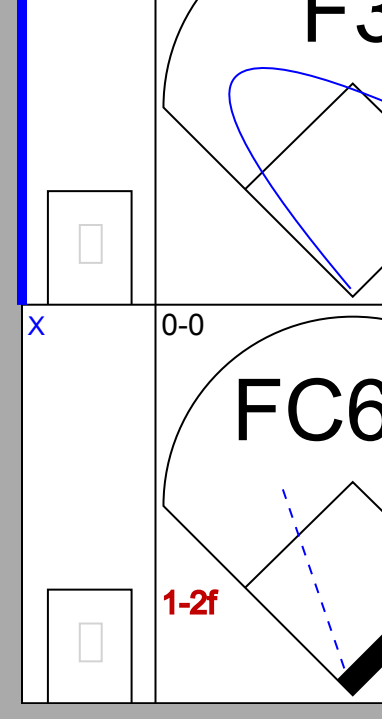
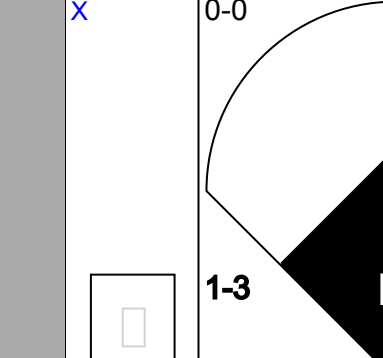
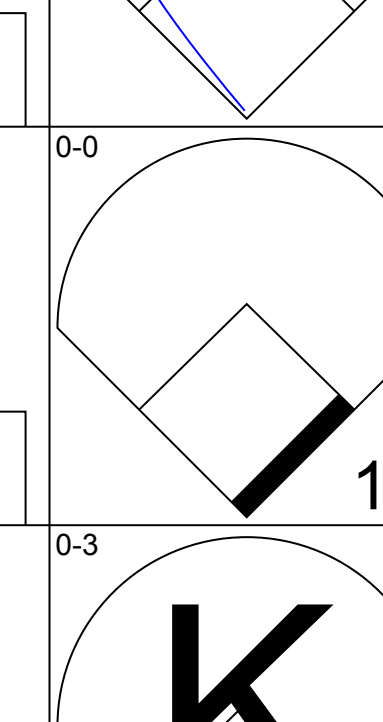
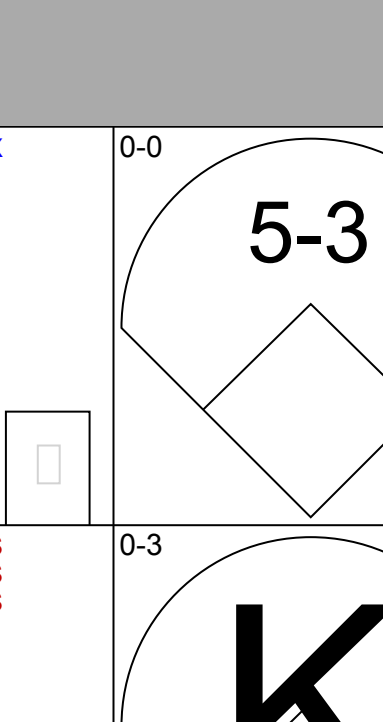
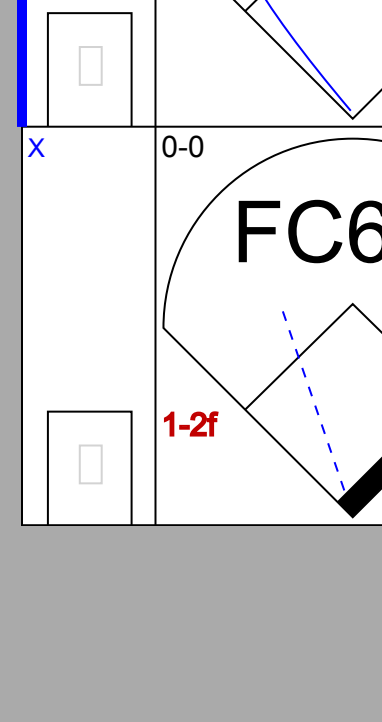
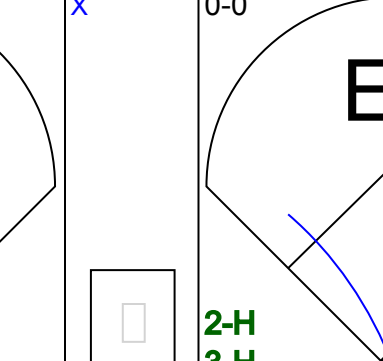
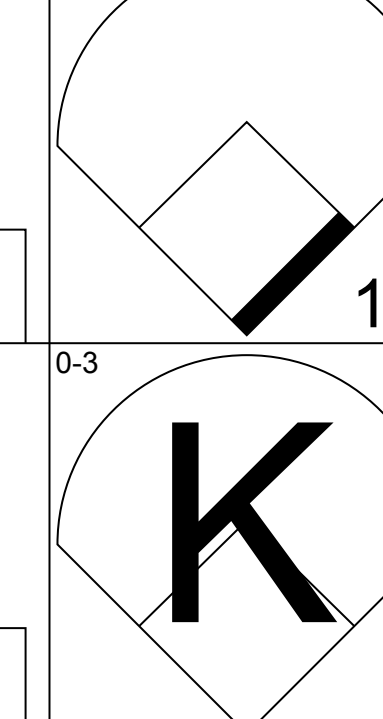
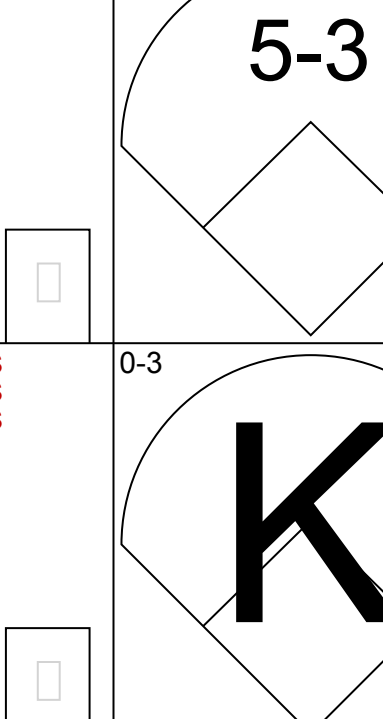
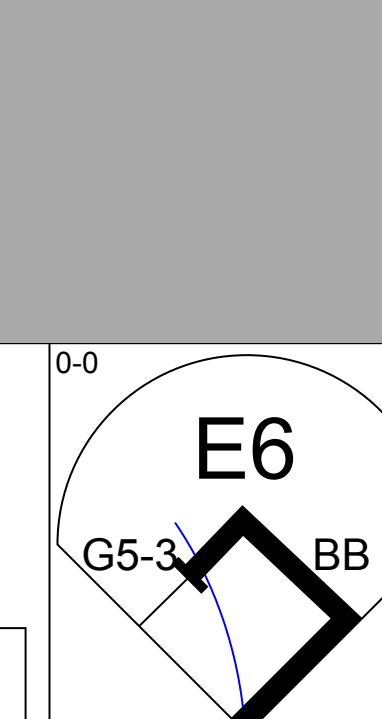
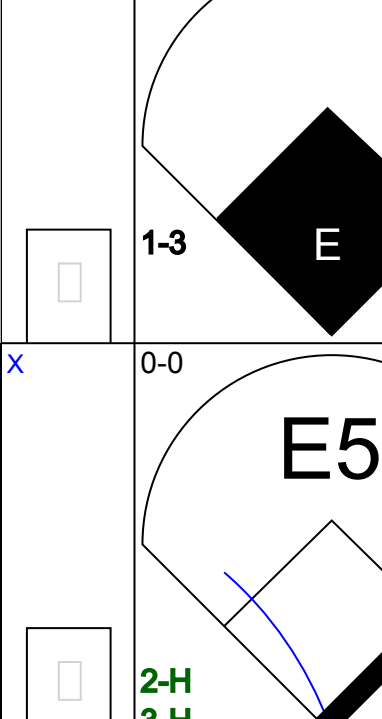
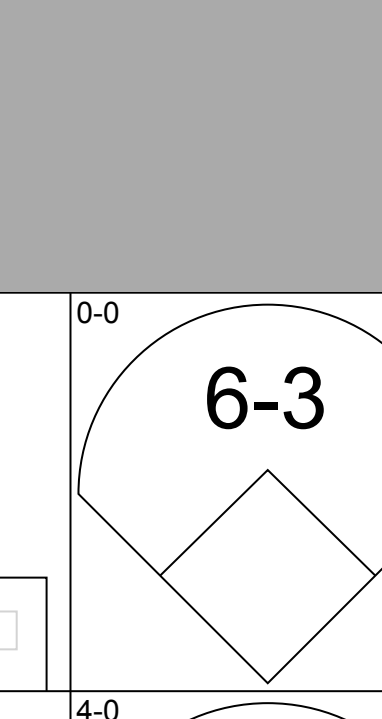
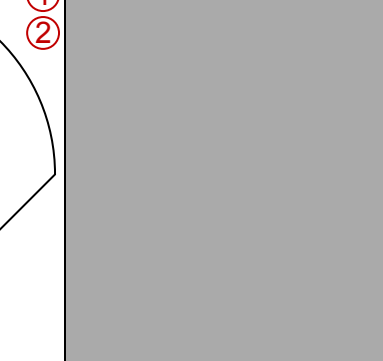
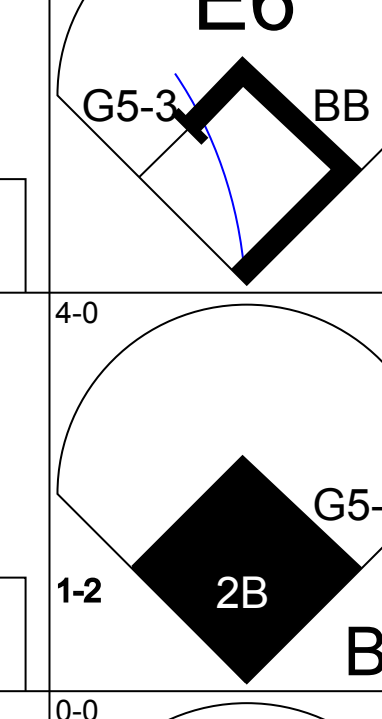
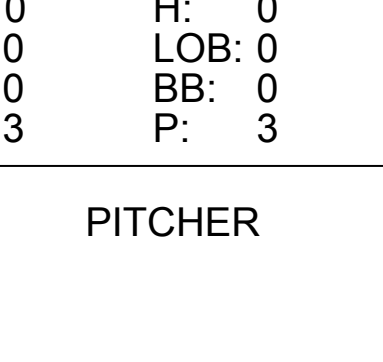
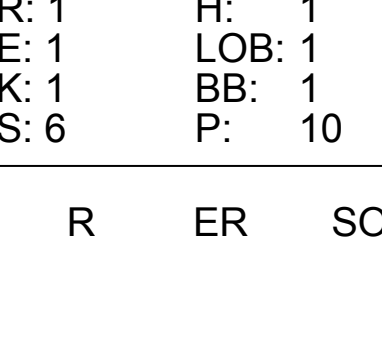

Batter	1	2	3	4	5	6	7	8	9	10	11	AB	R	H	RBI	BB	SO	LOB	BOTTOM							
Tommie Agee, R OBP: 0.316, SLG: 0.365 (1, 8)	F4		F8			K	F9			E S 1B		5	0	1	0	0	1	1								
Bud Harrelson, S OBP: 0.310, SLG: 0.266 (1, 6)	F8		K			L6				F7		5	0	0	0	0	2	2								
Jim Fregosi, R OBP: 0.314, SLG: 0.354 (1, 5)	F7					1B HR BB				FC6-4 BB		3	1	0	0	2	1	1								
Cleon Jones, R OBP: 0.315, SLG: 0.341 (1, 7)			F8			F9				FC6-4		5	1	1	0	0	0	1								
Jim Beauchamp, R OBP: 0.293, SLG: 0.366 Ed Kranepool, L OBP: 0.531, SLG: 0.388 (7, 3)						1-2 HR 1B				1-2 FC6-4 BB		3	1	2	1	0	0	2								
Bill Sudakis, S OBP: 0.211, SLG: 0.206 (1, 2)			K			1-2 HR BB				F8		2	0	0	0	0	0	1								
Don Hahn, R OBP: 0.250, SLG: 0.143 (1, 9)						HR				F7		4	0	0	0	0	0	2								
Ted Martinez, R OBP: 0.252, SLG: 0.268 (1, 4)						SH3-4 1B				FC6-4 BB		4	0	1	0	0	2	0								
Jim McAndrew, R ERA: 3.93 Tug McGraw, R ERA: 3.42 (10, 1)						SH3-4 1B				6-3		1	0	0	0	0	0	0								
<b>Inning Stats</b>	R: 0 E: 0 K: 0 S: 3	H: 0 LOB: 0 BB: 0 P: 3	R: 1 E: 0 K: 1 S: 6	H: 1 LOB: 0 BB: 0 P: 6	R: 0 E: 0 K: 1 S: 6	H: 1 LOB: 1 BB: 0 P: 6	R: 3 E: 0 K: 0 S: 5	H: 2 LOB: 0 BB: 1 P: 9	R: 0 E: 0 K: 1 S: 5	H: 0 LOB: 0 BB: 0 P: 5	R: 0 E: 0 K: 0 S: 3	H: 0 LOB: 1 BB: 1 P: 7	R: 0 E: 0 K: 2 S: 7	H: 0 LOB: 0 BB: 0 P: 7	R: 0 E: 0 K: 2 S: 8	H: 0 LOB: 0 BB: 0 P: 8	R: 0 E: 0 K: 0 S: 3	H: 0 LOB: 0 BB: 0 P: 3	1B: 4 2B: 0 3B: 0 HR: 2	SF: 0 SAC: 1 DP: 0 HBP: 0	WP: 0 PB: 0 SB: 1 CS: 0	PA: 42				
<b>PITCHER</b>	IP 9.0	WLS W	BF 35	H 5	R 4	ER 4	SO 6	BB 3	IBB 0	HBP 0	BLK 0	WP 0	HR 2	S 44	P 56	ERA 4.00	WHIP 0.889									
Ken Reynolds, L ERA: 3.93 Darrell Brandon, R ERA: 3.42																										

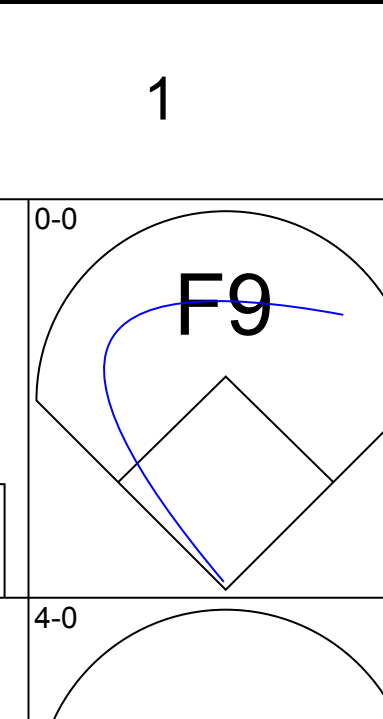
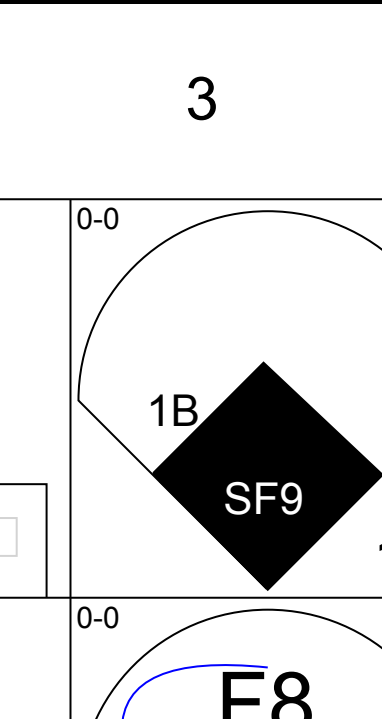
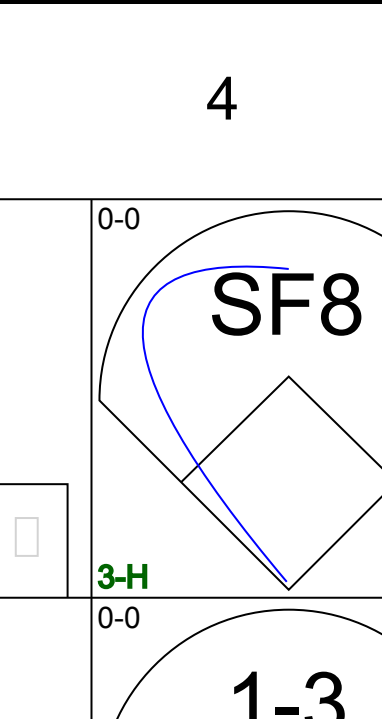
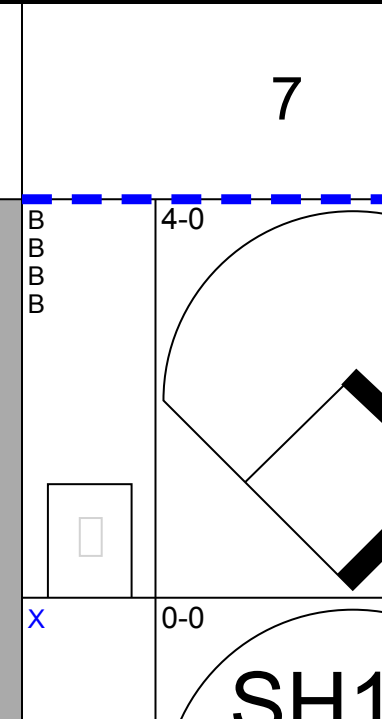
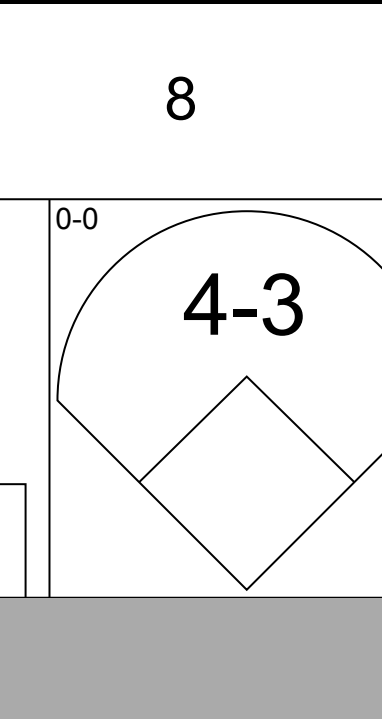
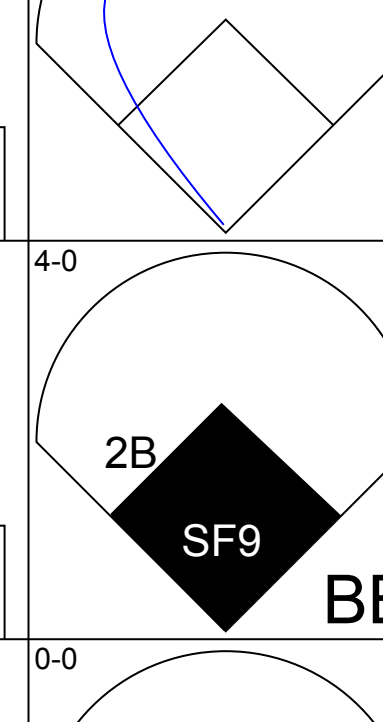
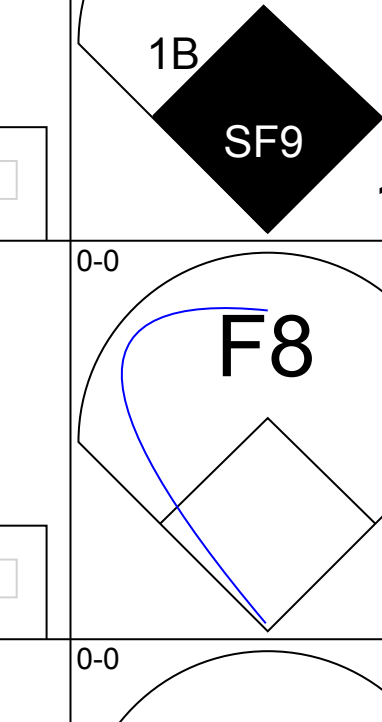
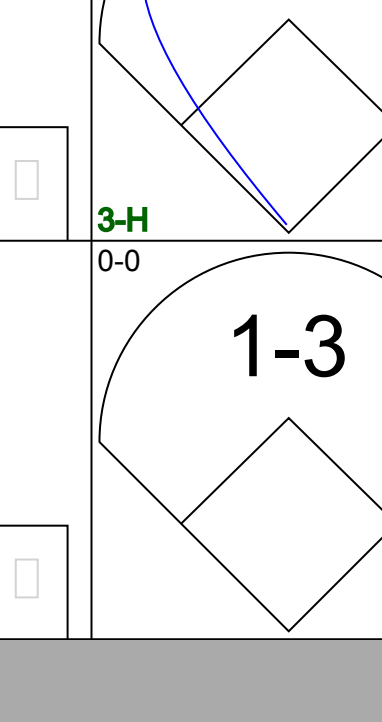
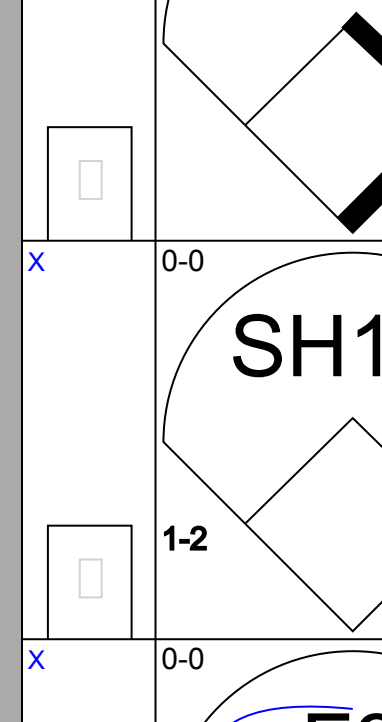
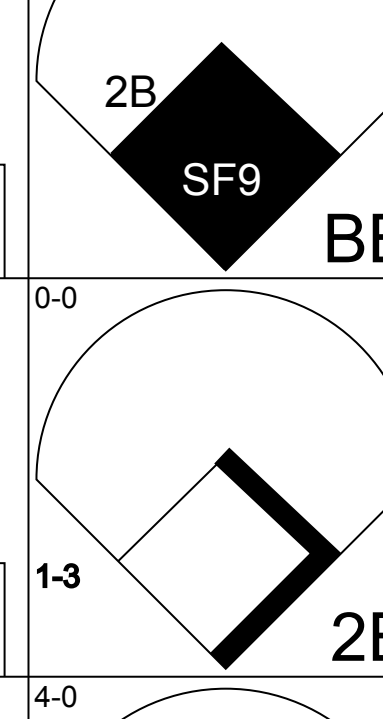
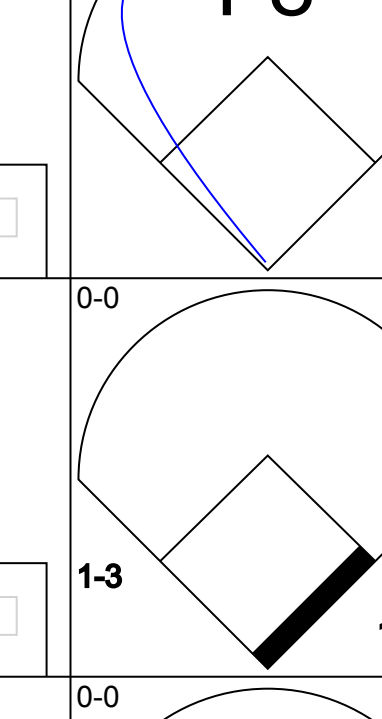
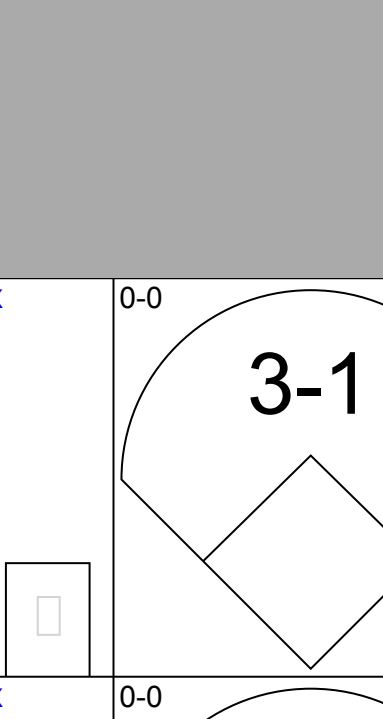
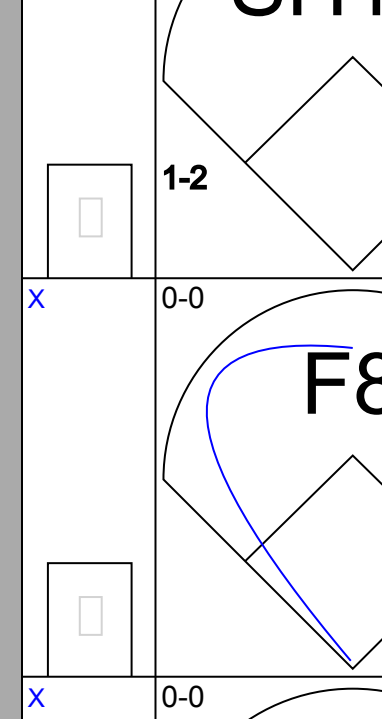
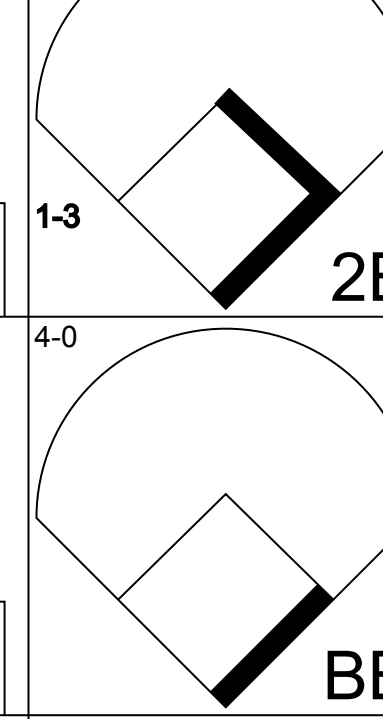
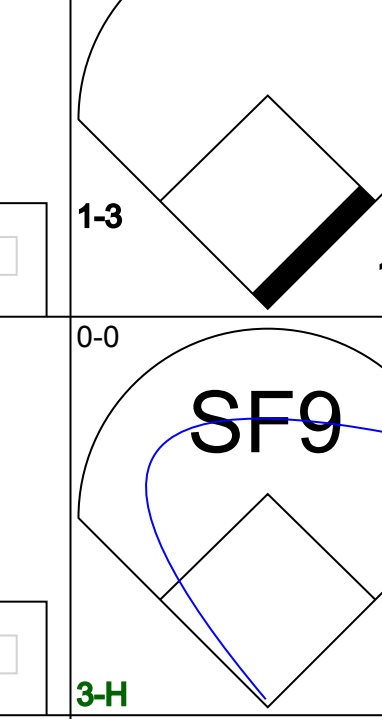
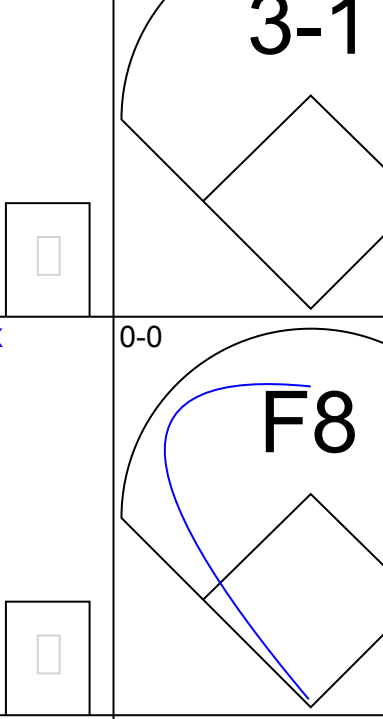
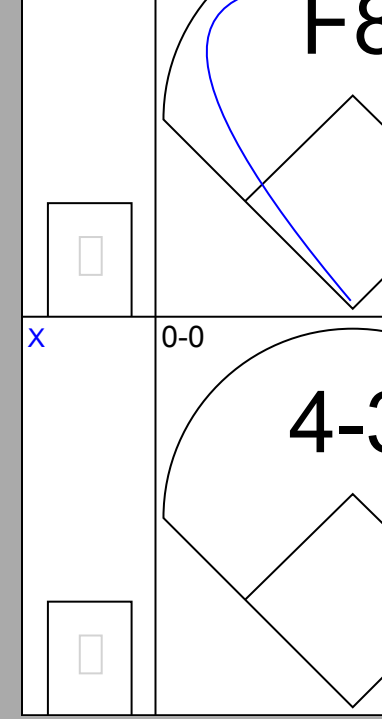
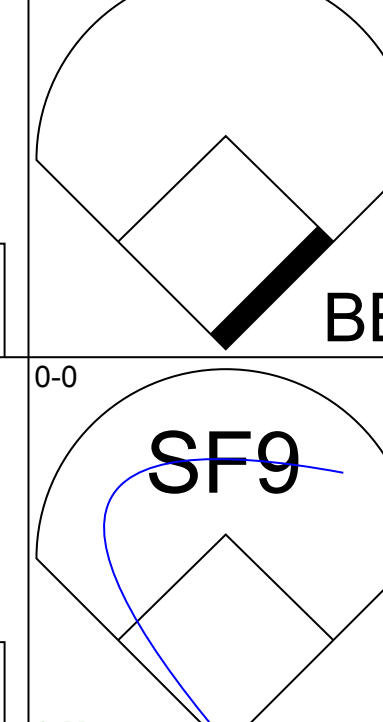
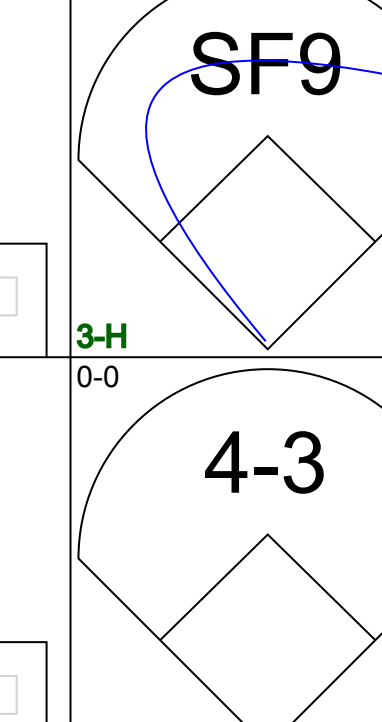
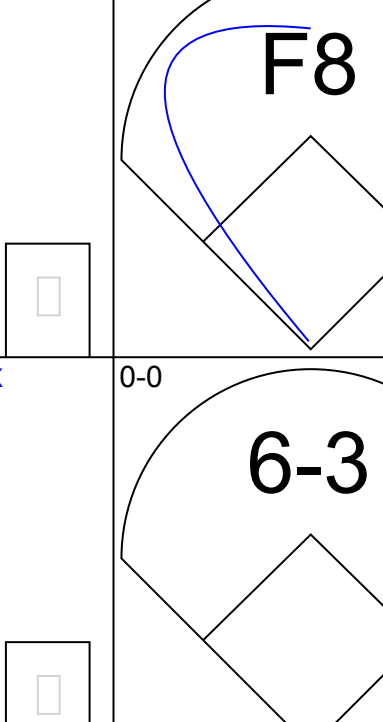
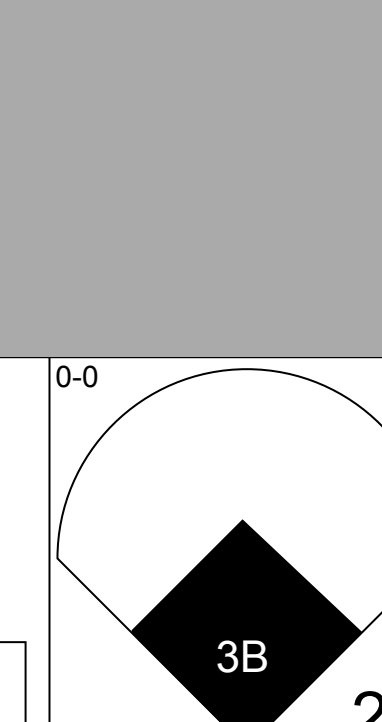
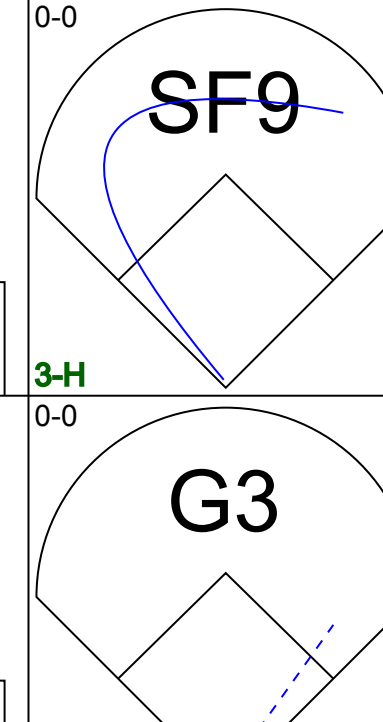
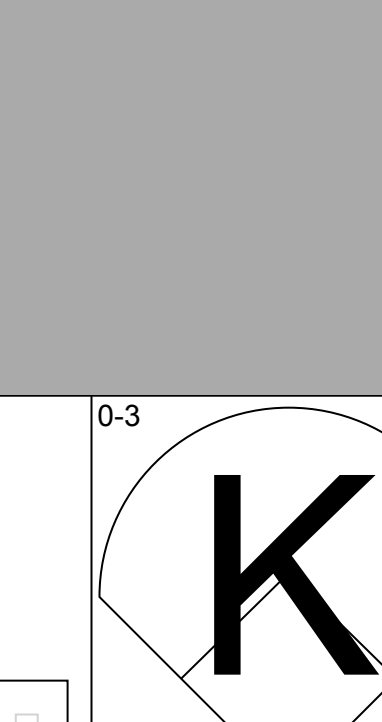
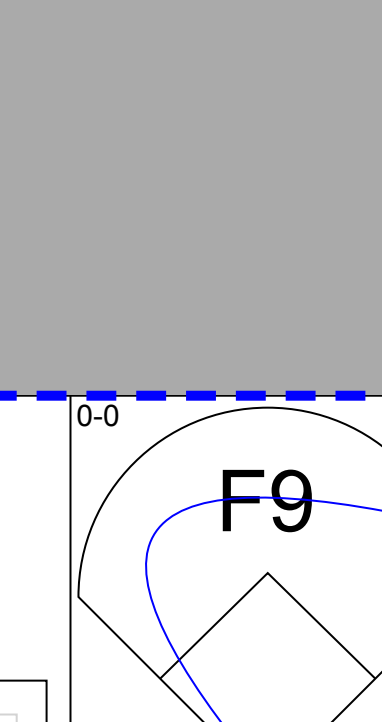
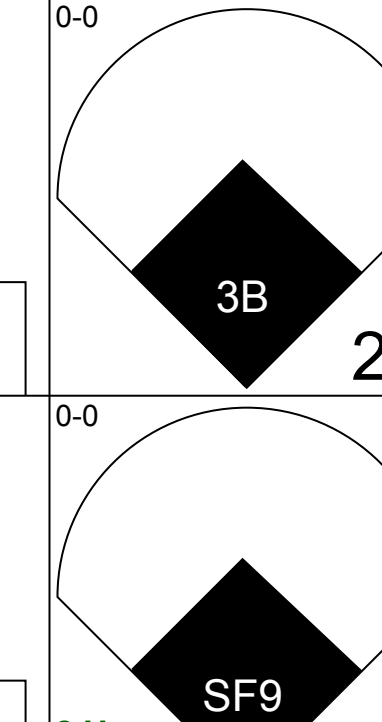
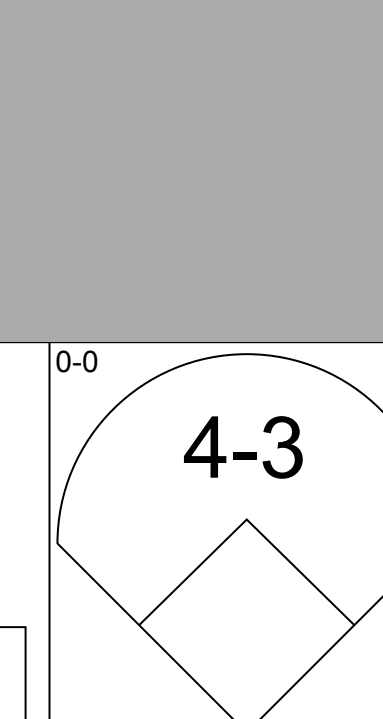
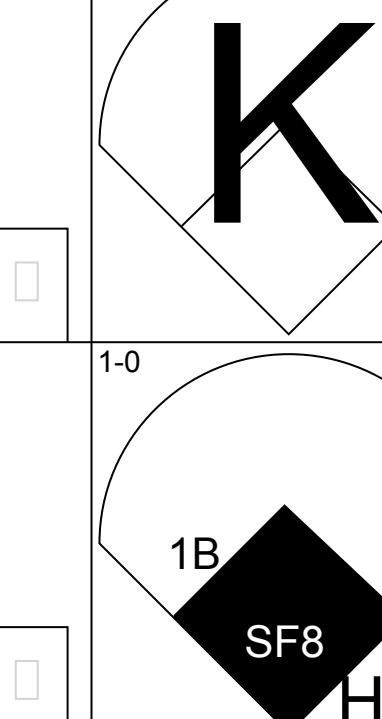
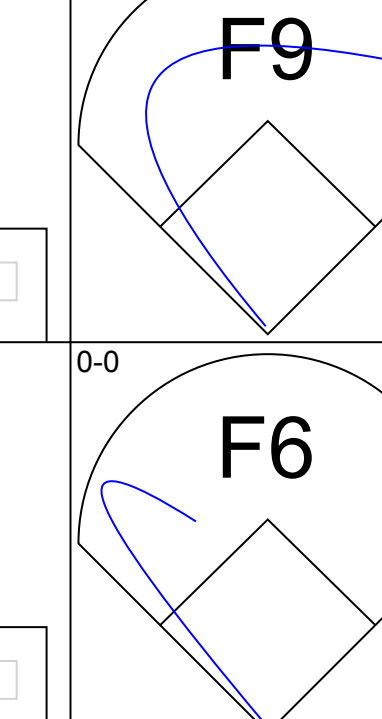
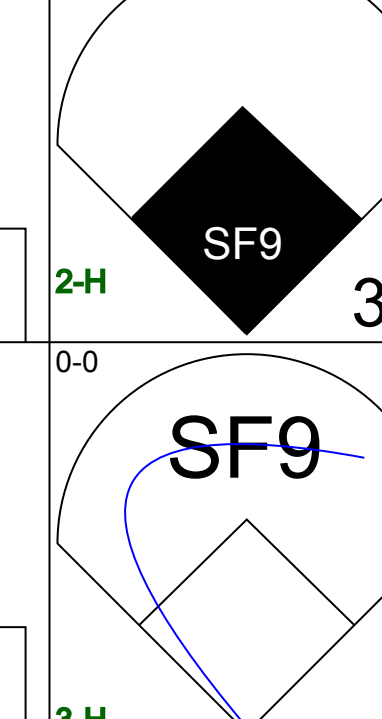
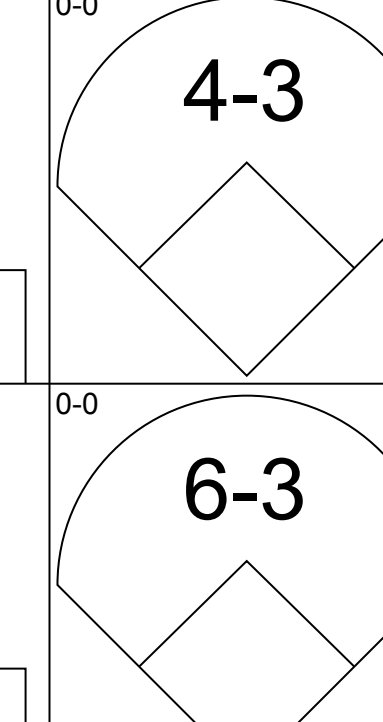
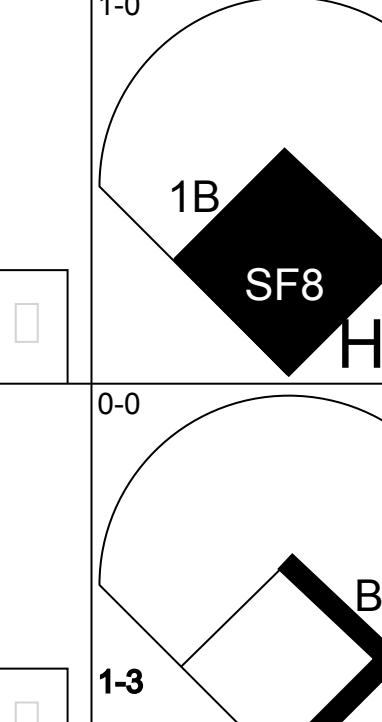
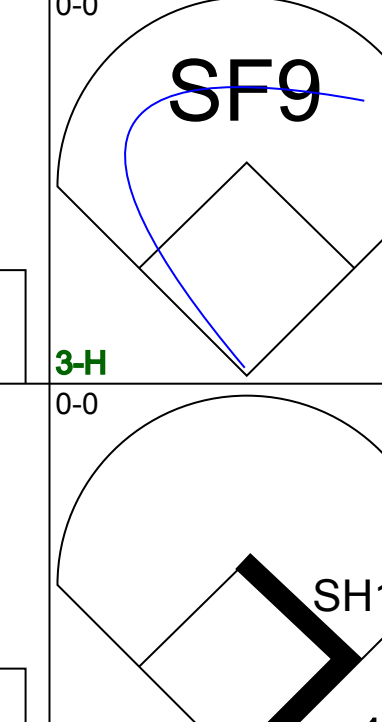
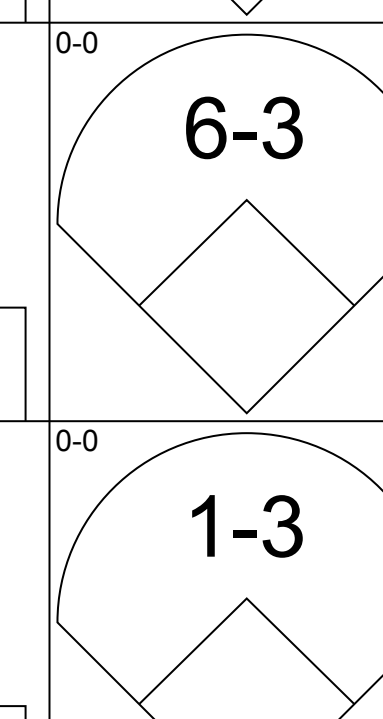
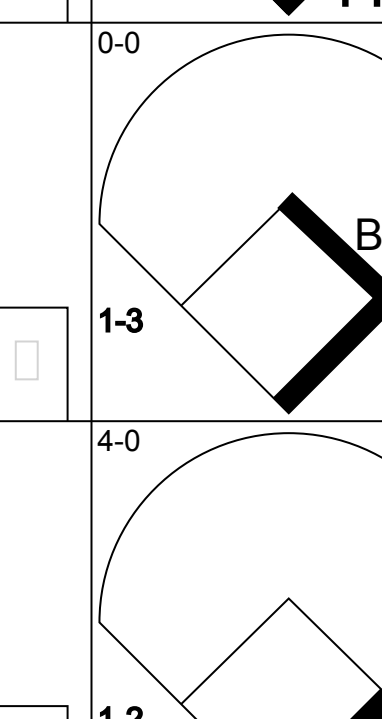
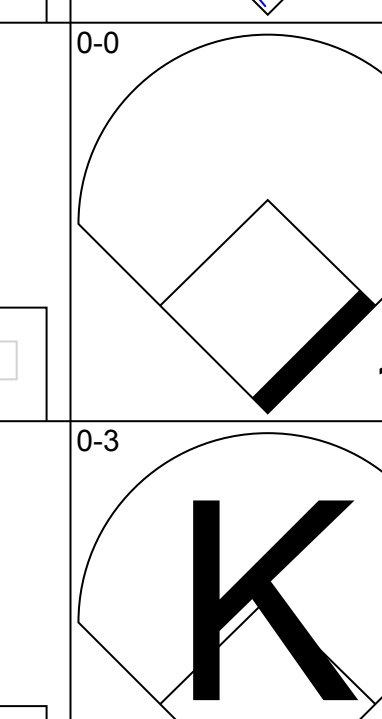
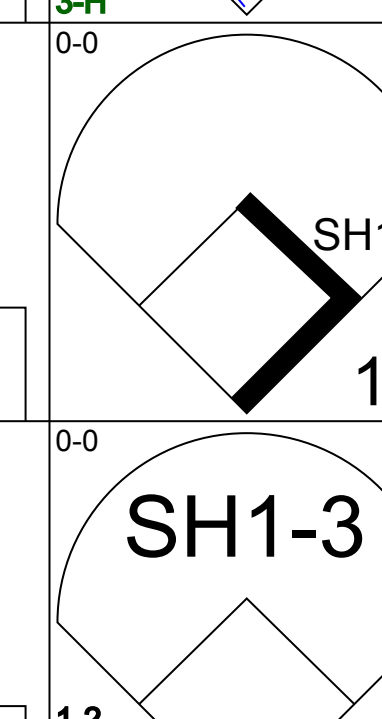
Philadelphia Phillies @ New York Mets  
Shea Stadium, Flushing, NY  
Fri Sep 22 1972, 7:05 PM EDT  
Att: 15,265 - Unknown

AB 38  
R 4  
H 6  
RBI 4  
BB 3  
SO 8  
LOB 10





Batter	1	2	3	4	5	6	7	8	9	AB	R	H	RBI	BB	SO	LOB	TOP					
Terry Harmon, R OBP: 0.368, SLG: 0.348 (1, 4)										4	0	1	1	0	1	1	Philadelphia Phillies @ New York Mets Shea Stadium, Flushing, NY Sat Sep 23 1972, 3:33 AM EDT Att: 14,465 - Unknown					
Larry Bowa, S OBP: 0.287, SLG: 0.318 (1, 6)										4	0	0	0	0	1							
Don Money, R OBP: 0.276, SLG: 0.328 (1, 5)											4	0	0	0	0	0						
Greg Luzinski, R OBP: 0.328, SLG: 0.441 (1, 7)										3	1	2	0	1	0	0						
Joe Lis, R OBP: 0.374, SLG: 0.422 Barry Lersch, S (6, 1)										2	0	0	0	0	0	1						
Mike Schmidt, R OBP: 0.333, SLG: 0.350 Dick Selma, R OBP: 0.238, SLG: 0.250 John Bateman, R OBP: 0.255, SLG: 0.295 (7, PH) (7, 1) (9, PH)										1	0	0	0	0	0	1						
Bill Robinson, R OBP: 0.255, SLG: 0.409 (1, 8)											4	1	2	0	0	1						
Roger Freed, R OBP: 0.359, SLG: 0.424 (1, 9)										4	0	0	0	0	2	1						
Bob Boone, R OBP: 0.313, SLG: 0.370 (1, 2)										3	1	0	0	1	0	1						
Jim Nash, R OBP: 0.222, SLG: 0.176 Deron Johnson, R OBP: 0.288, SLG: 0.333 (6, PH) (6, 3)										0	0	0	0	1	0	0						
										2	0	0	0	0	0	2						
<b>Inning Stats</b>	R: 0 E: 0 K: 1 S: 5	H: 0 LOB: 0 BB: 0 P: 5	R: 0 E: 0 K: 1 S: 6	H: 1 LOB: 1 BB: 0 P: 6	R: 0 E: 0 K: 0 S: 2	H: 0 LOB: 0 BB: 1 P: 6	R: 0 E: 0 K: 0 S: 4	H: 1 LOB: 1 BB: 0 P: 4	R: 0 E: 0 K: 1 S: 5	H: 0 LOB: 0 BB: 0 P: 5	R: 0 E: 0 K: 0 S: 3	H: 0 LOB: 0 BB: 0 P: 3	R: 0 E: 0 K: 0 S: 4	H: 1 LOB: 1 BB: 0 P: 4	R: 1 E: 1 K: 1 S: 6	H: 1 LOB: 1 BB: 1 P: 10		R: 2 E: 1 K: 0 S: 5	H: 1 LOB: 1 BB: 1 P: 9	1B: 3 2B: 3 3B: 0 HR: 0	SF: 0 SAC: 0 DP: 2 HBP: 0	WP: 0 PB: 0 SB: 0 CS: 0
<b>PITCHER</b> Jon Matlack, L ERA: 2.31 (1, 1)	IP: 9.0 WLS: W BF: 35 H: 5 R: 3 ER: 0 SO: 4 BB: 3 IBB: 0 HBP: 0 BLK: 0 WP: 0 HR: 0 S: 40 P: 52 ERA: 0.00 WHIP: 0.889															<b>PITCHER</b> IP: WLS: BF: H: R: ER: SO: BB: IBB: HBP: BLK: WP: HR: S: P: ERA: WHIP						

Batter	1	2	3	4	5	6	7	8	9	AB	R	H	RBI	BB	SO	LOB	BOTTOM						
Wayne Garrett, L OBP: 0.375, SLG: 0.303 (1, 5)										3	1	1	1	1	0	1	Philadelphia Phillies @ New York Mets Shea Stadium, Flushing, NY Sat Sep 23 1972, 3:33 AM EDT Att: 14,465 - Unknown						
Ken Boswell, L OBP: 0.266, SLG: 0.315 (1, 4)										2	1	0	0	1	0	3							
Ed Kranepool, L OBP: 0.333, SLG: 0.392 (1, 3)										4	0	2	0	0	0	1							
Rusty Staub, L OBP: 0.383, SLG: 0.473 (1, 9)										2	0	0	1	1	0	1							
Cleon Jones, R OBP: 0.314, SLG: 0.343 (1, 7)										3	1	1	1	0	0	1							
Dave Schneck, L OBP: 0.255, SLG: 0.327 (1, 8)										4	1	1	1	0	1	2							
Duffy Dyer, R OBP: 0.310, SLG: 0.394 (1, 2)										2	1	0	1	0	0	0							
Ted Martinez, R OBP: 0.258, SLG: 0.275 (1, 6)										4	0	3	0	0	0	0							
Jon Matlack, L OBP: 0.244, SLG: 0.153 (1, 1)										2	0	0	0	1	1	1							
<b>Inning Stats</b>	R: 1 E: 0 K: 0 S: 4	H: 1 LOB: 2 BB: 2 P: 12	R: 0 E: 0 K: 0 S: 3	H: 0 LOB: 0 BB: 0 P: 3	R: 1 E: 0 K: 0 S: 5	H: 2 LOB: 1 BB: 0 P: 5	R: 1 E: 0 K: 1 S: 6	H: 1 LOB: 1 BB: 1 P: 11	R: 0 E: 0 K: 0 S: 3	H: 0 LOB: 0 BB: 0 P: 3	R: 0 E: 0 K: 1 S: 6	H: 1 LOB: 1 BB: 0 P: 6	R: 0 E: 0 K: 0 S: 3	H: 0 LOB: 1 BB: 1 P: 7	R: 2 E: 0 K: 0 S: 6	H: 3 LOB: 1 BB: 0 P: 6		R: 2 E: 0 K: 0 S: 6	H: 3 LOB: 1 BB: 0 P: 6	1B: 5 2B: 2 3B: 1 HR: 0	SF: 4 SAC: 2 DP: 0 HBP: 1	WP: 0 PB: 0 SB: 0 CS: 0	PA: 37
<b>PITCHER</b> Jim Nash, R ERA: 5.65 Barry Lersch, R ERA: 3.59 Dick Selma, R ERA: 5.59 (1, 1) (6, 1) (7, 1)	IP: 5.0 WLS: L BF: 23 H: 4 R: 3 ER: 3 SO: 3 BB: 3 IBB: 0 HBP: 0 BLK: 0 WP: 0 HR: 0 S: 21 P: 34 ERA: 5.40 WHIP: 1.400															<b>PITCHER</b> IP: WLS: BF: H: R: ER: SO: BB: IBB: HBP: BLK: WP: HR: S: P: ERA: WHIP							



Batter	1	2	3	4	5	6	7	8	9	AB	R	H	RBI	BB	SO	LOB	TOP										
Denny Doyle, L (1,4) OBP: 0.290, SLG: 0.297	F8		1B			SH5-3 1B		F7		4	0	2	0	0	0	1	Philadelphia Phillies @ New York Mets Shea Stadium, Flushing, NY Sun Sep 24 1972, 3:33 AM EDT Att: 41,644 - Unknown <a href="http://livebaseballscorecards.com">livebaseballscorecards.com</a>										
Larry Bowa, S (1,6) OBP: 0.286, SLG: 0.316	K		F3			SH5-3 1-2		F4		3	0	0	0	0	1	2											
Tom Hutton, L (1,9) OBP: 0.355, SLG: 0.354	1-3				F7	6-3		K		4	0	0	0	0	1	2											
Willie Montanez, L (1,3) OBP: 0.326, SLG: 0.412		K			BB	4-3		1-3		3	0	0	0	1	1	1											
Greg Luzinski, R (1,7) OBP: 0.327, SLG: 0.438		BB			K			F9		3	0	0	0	1	2	1											
Bill Robinson, R (1,8) OBP: 0.255, SLG: 0.425		K			K			K		4	1	1	1	0	3	2											
Don Money, R (1,5) OBP: 0.274, SLG: 0.326		F7				HR				3	0	0	0	0	0	1											
John Bateman, R (1,2) OBP: 0.256, SLG: 0.296					5-4 1B	4-3		1-3		3	0	1	0	0	0	0											
Steve Carlton, L (1,1) OBP: 0.222, SLG: 0.243					5-4 1-2	F8		WP 1B		3	0	1	0	0	0	1											
<b>Inning Stats</b>	R: 0 E: 0 K: 1 S: 5	H: 0 LOB: 0 BB: 5 P: 5	R: 0 E: 0 K: 2 S: 7	H: 0 LOB: 1 BB: 1 P: 11	R: 0 E: 0 K: 0 S: 4	H: 2 LOB: 1 BB: 0 P: 4	R: 0 E: 0 K: 2 S: 7	H: 0 LOB: 1 BB: 1 P: 11	R: 0 E: 0 K: 0 S: 3	H: 0 LOB: 0 BB: 0 P: 3	R: 0 E: 0 K: 0 S: 4	H: 1 LOB: 1 BB: 0 P: 4	R: 1 E: 0 K: 0 S: 4	H: 1 LOB: 0 BB: 0 P: 4	R: 0 E: 0 K: 1 S: 6	H: 1 LOB: 0 BB: 0 P: 6	R: 0 E: 0 K: 2 S: 7	H: 0 LOB: 0 BB: 0 P: 7	1B: 4 2B: 1 3B: 0 HR: 1	SF: 0 SAC: 1 DP: 1 HBP: 0	WP: 1 PB: 0 SB: 0 CS: 0	PA: 33					
<b>PITCHER</b>	IP	WLS	BF	H	R	ER	SO	BB	IBB	HBP	BLK	WP	HR	S	P	ERA	WHIP										
Tom Seaver, R (1,1) ERA: 3.06	8.1	W	31	5	1	1	6	2	0	0	0	1	1	41	49	1.08	0.840										
Tug McGraw, L (9,1) ERA: 1.76	0.2	S	2	0	0	0	2	0	0	0	0	0	0	6	6	0.00	0.000										

Batter	1	2	3	4	5	6	7	8	9	AB	R	H	RBI	BB	SO	LOB	BOTTOM										
Tommie Agee, R (1,8) OBP: 0.318, SLG: 0.374	HR		F3		F7			E2 SF8-5 1-3 1B		4	1	2	1	0	0	1	Philadelphia Phillies @ New York Mets Shea Stadium, Flushing, NY Sun Sep 24 1972, 3:33 AM EDT Att: 41,644 - Unknown <a href="http://livebaseballscorecards.com">livebaseballscorecards.com</a>										
Lute Barnes, R (1,4) OBP: 0.314, SLG: 0.359	2B		K			G1-6-3 1B		SF8-5 2-3 3-H		3	0	2	1	0	1	0											
Jim Fregosi, R (1,5) OBP: 0.314, SLG: 0.353						G1-6-3 1B				3	0	1	0	0	1	2											
Wayne Garrett, L (9,5) OBP: 0.375, SLG: 0.303					1B					0	0	0	0	0	0	0											
Cleon Jones, R (1,7) OBP: 0.312, SLG: 0.341			K		F8			1-3		3	0	0	0	0	1	2											
Jim Beauchamp, R (1,3) OBP: 0.286, SLG: 0.357			K		F8			K		3	0	0	0	0	2	2											
Ed Kranepool, L (9,3) OBP: 0.333, SLG: 0.392			K		F8					0	0	0	0	0	0	0											
Duffy Dyer, R (1,2) OBP: 0.307, SLG: 0.390		K			F6			F9		3	0	0	0	0	1	1											
Don Hahn, R (1,9) OBP: 0.211, SLG: 0.118		F3			F8			K		3	0	0	0	0	1	0											
Ted Martinez, R (1,6) OBP: 0.262, SLG: 0.279		F3						E SF8-5 1B		3	1	2	0	0	0	0											
Tom Seaver, R (1,1) OBP: 0.205, SLG: 0.325								K		3	0	0	0	0	2	2											
Tug McGraw, R (9,1) OBP: 0.182, SLG: 0.100			K		F8					0	0	0	0	0	0	0											
<b>Inning Stats</b>	R: 1 E: 0 K: 3 S: 11	H: 2 LOB: 1 BB: 0 P: 11	R: 0 E: 0 K: 1 S: 5	H: 0 LOB: 0 BB: 0 P: 5	R: 0 E: 0 K: 2 S: 7	H: 0 LOB: 0 BB: 0 P: 7	R: 0 E: 0 K: 0 S: 4	H: 1 LOB: 1 BB: 0 P: 4	R: 0 E: 0 K: 0 S: 4	H: 1 LOB: 1 BB: 0 P: 4	R: 0 E: 0 K: 0 S: 3	H: 1 LOB: 0 BB: 0 P: 3	R: 0 E: 0 K: 2 S: 7	H: 0 LOB: 0 BB: 0 P: 7	R: 1 E: 1 K: 1 S: 6	H: 2 LOB: 0 BB: 0 P: 6	R: 0 E: 0 K: 1 S: 6	H: 0 LOB: 0 BB: 0 P: 6	1B: 5 2B: 2 3B: 0 HR: 1	SF: 1 SAC: 0 DP: 2 HBP: 0	WP: 0 PB: 0 SB: 0 CS: 0	PA: 29					
<b>PITCHER</b>	IP	WLS	BF	H	R	ER	SO	BB	IBB	HBP	BLK	WP	HR	S	P	ERA	WHIP										
Steve Carlton, L (1,1) ERA: 2.06	8.0	L	29	7	2	1	9	0	0	0	0	0	1	47	47	1.12	0.875										



Batter	1	2	3	4	5	6	7	8	9	AB	R	H	RBI	BB	SO	LOB	TOP										
Wayne Garrett, L (1, 5) OBP: 0.374, SLG: 0.303	K		G3		E9 SF9 1B			K		4	1	1	1	0	2	1	<b>New York Mets @ St. Louis Cardinals</b> Busch Stadium, St. Louis, MO Tue Sep 26 1972, 7:05 PM CDT Att: 7,885 - Unknown										
Ken Boswell, L (1, 4) OBP: 0.266, SLG: 0.315	F9				F WP 1B			F3		3	1	1	1	0	0	0											
John Milner, L (1, 7) OBP: 0.351, SLG: 0.449	F9				P5			4-3		4	0	0	0	0	1	1											
Rusty Staub, L (1, 9) OBP: 0.377, SLG: 0.465		4-3			E5 FC3-6 1B			F7		4	0	0	0	0	0	1											
Ed Kranepool, L (1, 3) OBP: 0.335, SLG: 0.394	4-3				FC3-6 1B			F5		4	0	2	1	0	0	0											
Dave Schneck, L (1, 8) OBP: 0.245, SLG: 0.314	K				FC3-6			F8		4	0	0	0	0	1	3											
Duffy Dyer, R (1, 2) OBP: 0.304, SLG: 0.385					F7			6-3		4	0	0	0	0	0	3											
Bud Harrelson, S (1, 6) OBP: 0.313, SLG: 0.267					SH1-4 1B			F7		2	1	1	0	1	0	0											
Jerry Koosman, R (1, 1) OBP: 0.093, SLG: 0.093					SH1-4					1	0	0	0	0	1	0											
Tug McGraw, R (9, 1) OBP: 0.182, SLG: 0.100					SH3-4			K		0	0	0	0	0	0	0											
<b>Inning Stats</b>	R: 0 E: 0 K: 1 S: 5	H: 0 LOB: 0 BB: 0 P: 5	R: 0 E: 0 K: 1 S: 5	H: 0 LOB: 0 BB: 0 P: 5	R: 0 E: 0 K: 0 S: 4	H: 1 LOB: 1 BB: 0 P: 4	R: 1 E: 1 K: 0 S: 6	H: 2 LOB: 2 BB: 0 P: 6	R: 2 E: 1 K: 1 S: 6	H: 1 LOB: 0 BB: 1 P: 10	R: 0 E: 0 K: 0 S: 3	H: 0 LOB: 0 BB: 0 P: 3	R: 0 E: 0 K: 1 S: 5	H: 0 LOB: 0 BB: 0 P: 5	R: 0 E: 0 K: 0 S: 4	H: 1 LOB: 1 BB: 0 P: 4	1B: 5 2B: 0 3B: 0 HR: 0	SF: 1 SAC: 2 DP: 0 HBP: 0	WP: 2 PB: 0 SB: 0 CS: 0	PA: 34							
<b>PITCHER</b>	IP	WLS	BF	H	R	ER	SO	BB	IBB	HBP	BLK	WP	HR	S	P	ERA	WHIP										
Jim Bibby, R (1, 1) ERA: 3.51	6.0	L	24	4	3	2	3	1	0	0	0	1	0	29	33	3.00	0.833										
Al Hrabosky, L (7, 1) ERA:	2.0		6	0	0	0	2	0	0	0	0	0	0	10	10	0.00	0.000										
Rich Folkers, L (9, 1) ERA: 4.5	1.0		4	1	0	0	0	0	0	0	0	1	0	4	4	0.00	1.000										

Batter	1	2	3	4	5	6	7	8	9	AB	R	H	RBI	BB	SO	LOB	BOTTOM										
Lou Brock, L (1, 7) OBP: 0.356, SLG: 0.394	K				K					3	0	0	0	1	2	1	<b>New York Mets @ St. Louis Cardinals</b> Busch Stadium, St. Louis, MO Tue Sep 26 1972, 7:05 PM CDT Att: 7,885 - Unknown										
Mike Tyson, R (1, 4) OBP: 0.185, SLG: 0.192	K				4-3			F8		4	0	0	0	0	1	2											
Luis Melendez, R (1, 9) OBP: 0.294, SLG: 0.336	K				K					3	0	0	0	1	2	0											
Joe Torre, R (1, 5) OBP: 0.363, SLG: 0.427					F7					4	0	1	0	0	0	0											
Ted Simmons, S (1, 3) OBP: 0.329, SLG: 0.454					6-3					4	1	1	1	0	0	2											
Skij Jutze, R (1, 2) OBP: 0.250, SLG: 0.274										4	0	1	0	0	3	2											
Don Durham, R (9, FR) OBP: 0.500, SLG: 0.929					K					0	0	0	0	0	0	0											
Jorge Roque, R (1, 8) OBP: 0.167, SLG: 0.224					5-3					3	0	1	0	1	1	1											
Mick Kelleher, R (1, 6) OBP: 0.240, SLG: 0.222					G3					3	0	0	0	0	0	2											
Jim Bibby, R (1, 1) OBP: 0.333, SLG: 0.143										1	0	0	0	0	1	0											
Bill Stein, R (6, PH) OBP: 0.350, SLG: 0.500										1	0	0	0	0	0	1											
Al Hrabosky, R (7, 1) ERA:										0	0	0	0	0	0	0											
Ted Sizemore, R (8, PH) OBP: 0.321, SLG: 0.337										1	0	0	0	0	1	1											
Rich Folkers, L (9, 1) ERA:										0	0	0	0	0	0	0											
<b>Inning Stats</b>	R: 0 E: 0 K: 3 S: 9	H: 0 LOB: 0 BB: 0 P: 9	R: 0 E: 0 K: 1 S: 5	H: 0 LOB: 0 BB: 0 P: 5	R: 0 E: 0 K: 1 S: 5	H: 0 LOB: 0 BB: 0 P: 5	R: 0 E: 0 K: 2 S: 7	H: 0 LOB: 0 BB: 0 P: 7	R: 0 E: 0 K: 1 S: 5	H: 0 LOB: 0 BB: 0 P: 5	R: 0 E: 0 K: 0 S: 3	H: 0 LOB: 1 BB: 1 P: 7	R: 0 E: 0 K: 1 S: 6	H: 1 LOB: 2 BB: 1 P: 10	R: 0 E: 0 K: 1 S: 6	H: 1 LOB: 1 BB: 1 P: 10	R: 1 E: 0 K: 1 S: 7	H: 2 LOB: 1 BB: 0 P: 7	1B: 2 2B: 0 3B: 1 HR: 1	SF: 0 SAC: 0 DP: 0 HBP: 0	WP: 0 PB: 0 SB: 0 CS: 0	PA: 34					
<b>PITCHER</b>	IP	WLS	BF	H	R	ER	SO	BB	IBB	HBP	BLK	WP	HR	S	P	ERA	WHIP										
Jerry Koosman, L (1, 1) ERA: 4.21	8.2	W	33	4	1	1	10	3	0	0	0	0	0	50	62	1.04	0.808										
Tug McGraw, L (9, 1) ERA: 1.75	0.1	S	1	0	0	0	1	0	0	0	0	0	0	3	3	0.00	0.000										





Batter	1	2	3	4	5	6	7	8	9	AB	R	H	RBI	BB	SO	LOB	TOP					
Wayne Garrett, L (1,5) OBP: 0.372, SLG: 0.299	4-3		K				F8			3	0	0	0	1	1	1	<b>New York Mets @ St. Louis Cardinals</b> Busch Stadium, St. Louis, MO Wed Sep 27 1972, 3:33 AM CDT Att: 3,380 - Unknown					
Ken Boswell, L (1,4) OBP: 0.271, SLG: 0.318	G4-6-3 1B		K2-3							3	0	2	0	1	1	0						
John Milner, L (1,7) OBP: 0.347, SLG: 0.444	G4-6-3 1-2			4-3	FC3-6					4	0	0	0	0	1	5						
Rusty Staub, L (1,9) OBP: 0.379, SLG: 0.466		6-3 1B		F7						4	0	2	0	0	0	0						
Ed Kranepool, L (1,3) OBP: 0.337, SLG: 0.395		6-3 1-2		PB 1B						4	0	2	0	0	0	1						
Dave Schneck, L (1,8) OBP: 0.237, SLG: 0.302			K	K			P4			4	0	0	0	0	2	4						
Bill Sudakis, S (1,2) OBP: 0.214, SLG: 0.189				K			G3-6-3 1-2			3	0	0	0	1	2	4						
Ted Martinez, R (1,6) OBP: 0.259, SLG: 0.276					6-3					3	0	0	0	0	2	2						
Dave Marshall, L (9, PH) OBP: 0.347, SLG: 0.364		K								1	0	0	0	0	0	0						
Jim McAndrew, R (1,1) OBP: 0.130, SLG: 0.048				K						2	0	0	0	0	2	0						
Joe Nolan, L (7, PH) OBP: 0.154, SLG: 0.154										0	0	0	0	1	0	0						
Ray Sadecki, L (9, PH) OBP: 0.283, SLG: 0.353										1	0	0	0	0	1	0						
<b>Inning Stats</b>	R: 0 E: 0 K: 0 S: 3	H: 1 LOB: 0 BB: 0 P: 3	R: 0 E: 0 K: 3 S: 8	H: 1 LOB: 2 BB: 1 P: 12	R: 0 E: 0 K: 3 S: 9	H: 0 LOB: 0 BB: 0 P: 9	R: 0 E: 0 K: 2 S: 9	H: 1 LOB: 2 BB: 0 P: 9	R: 0 E: 0 K: 1 S: 5	H: 0 LOB: 2 BB: 2 P: 13	R: 0 E: 0 K: 0 S: 4	H: 2 LOB: 1 BB: 0 P: 4	R: 0 E: 0 K: 2 S: 8	H: 1 LOB: 2 BB: 1 P: 12	R: 0 E: 0 K: 0 S: 3	H: 0 LOB: 0 BB: 0 P: 3	R: 0 E: 0 K: 2 S: 7	H: 0 LOB: 0 BB: 0 P: 7	1B: 6 2B: 0 3B: 0 HR: 0	SF: 0 SAC: 0 DP: 2 HBP: 0	WP: 0 PB: 1 SB: 0 CS: 0	PA: 36
<b>PITCHER</b> A Santorini, R (1,1) ERA: 4.03	IP: 9.0 WLS: W BF: 36 H: 6 R: 0 ER: 0 SO: 12 BB: 4 IBB: 0 HBP: 0 BLK: 0 WP: 0 HR: 0 S: 56 P: 72 ERA: 0.00 WHIP: 1.111															<b>PITCHER</b>						

Batter	1	2	3	4	5	6	7	8	9	AB	R	H	RBI	BB	SO	LOB	BOTTOM			
Lou Brock, L (1,7) OBP: 0.355, SLG: 0.393	4-3		S 1B		4-3			K		4	0	1	0	0	1	1	<b>New York Mets @ St. Louis Cardinals</b> Busch Stadium, St. Louis, MO Wed Sep 27 1972, 3:33 AM CDT Att: 3,380 - Unknown			
Ted Sizemore, R (1,4) OBP: 0.321, SLG: 0.336										2	0	0	0	0	1	1				
Mike Tyson, R (5, FR) OBP: 0.214, SLG: 0.222	K		F3 1-2				HBP	1B SF9 1B		1	1	1	0	0	0	0				
Jose Cruz, L (1,9) OBP: 0.315, SLG: 0.326	F9		P6		F5			SF9 1B 1B		4	1	1	0	0	0	3				
Joe Torre, R (1,3) OBP: 0.362, SLG: 0.426		1B 1B 1B		F8		1-3		SF9 1-2 3-H 4-0		3	1	1	1	0	0	0				
Ted Simmons, S (1,2) OBP: 0.332, SLG: 0.459		1B FC4-6 1B				K		1B IBB		3	1	2	0	1	1	0				
Ken Reitz, R (1,5) OBP: 0.368, SLG: 0.411					P3		P5			4	0	2	2	0	0	1				
Jorge Roque, R (1,8) OBP: 0.158, SLG: 0.212			FC4-6 1-2 3-H 3-H		F2			1-3 2-H		3	0	0	1	0	0	2				
Mick Kelleher, R (1,6) OBP: 0.226, SLG: 0.208		9-3 1-2			F8					3	0	0	0	0	0	1				
A Santorini, R (1,1) OBP: 0.140, SLG: 0.075			L1							3	0	1	0	0	1	0				
<b>Inning Stats</b>	R: 0 E: 0 K: 1 S: 5	H: 0 LOB: 0 BB: 0 P: 5	R: 2 E: 0 K: 0 S: 5	H: 3 LOB: 0 BB: 0 P: 5	R: 0 E: 0 K: 0 S: 4	H: 1 LOB: 1 BB: 0 P: 4	R: 0 E: 0 K: 0 S: 4	H: 1 LOB: 1 BB: 0 P: 4	R: 0 E: 0 K: 0 S: 4	H: 1 LOB: 2 BB: 0 P: 5	R: 0 E: 0 K: 1 S: 5	H: 0 LOB: 0 BB: 0 P: 5	R: 0 E: 0 K: 1 S: 5	H: 0 LOB: 0 BB: 0 P: 5	R: 2 E: 0 K: 1 S: 7	H: 3 LOB: 2 BB: 1 P: 11	1B: 8 2B: 1 3B: 1 HR: 0	SF: 1 SAC: 0 DP: 1 HBP: 1	WP: 0 PB: 0 SB: 1 CS: 0	PA: 33
<b>PITCHER</b> Jim McAndrew, R (1,1) ERA: 2.5	IP: 6.0 WLS: L BF: 24 H: 6 R: 2 ER: 2 SO: 2 BB: 0 IBB: 0 HBP: 1 BLK: 0 WP: 0 HR: 0 S: 27 P: 28 ERA: 3.00 WHIP: 1.000															<b>PITCHER</b>				
Ray Sadecki, L (7,1) ERA: 3.13	IP: 2.0 WLS: L BF: 9 H: 3 R: 2 ER: 2 SO: 2 BB: 0 IBB: 1 HBP: 0 BLK: 0 WP: 0 HR: 0 S: 12 P: 16 ERA: 9.00 WHIP: 1.500															<b>PITCHER</b>				



Batter	1	2	3	4	5	6	7	8	9	AB	R	H	RBI	BB	SO	LOB	TOP																		
Wayne Garrett, L (1, 5) OBP: 0.374, SLG: 0.306										4	1	2	0	0	1	0	<p><b>New York Mets @ Pittsburgh Pirates</b> Three Rivers Stadium, Pittsburgh, PA</p> <p>Fri Sep 29 1972, 7:05 PM EDT Att: 24,193 - Unknown</p> <p>livebaseballscores.com</p> <p>AB 28 R 1 H 5 RBI 1 BB 3 SO 5 LOB 7</p>																		
Ken Boswell, L (1, 4) OBP: 0.274, SLG: 0.319										2	0	1	0	1	0	1																			
Tommie Agee, R (1, 8) OBP: 0.317, SLG: 0.373										4	0	1	1	0	0	2																			
Rusty Staub, L (1, 9) OBP: 0.377, SLG: 0.460										3	0	0	0	1	0	0																			
Cleon Jones, R (1, 7) OBP: 0.309, SLG: 0.337										4	0	0	0	0	1	1																			
Ed Kranepool, L (1, 3) OBP: 0.337, SLG: 0.395										3	0	1	0	0	0	0																			
Duffy Dyer, R (1, 2) OBP: 0.301, SLG: 0.382										3	0	0	0	0	1	1																			
Bud Harrelson, S (1, 6) OBP: 0.313, SLG: 0.266										2	0	0	0	1	0	0																			
Ted Martinez, R (9, 6) OBP: 0.259, SLG: 0.276										0	0	0	0	0	0	0																			
Tom Seaver, R (1, 1) OBP: 0.198, SLG: 0.314										3	0	0	0	0	2	2																			
<b>Inning Stats</b>	R: 0 E: 0 K: 0 S: 3	H: 1 LOB: 0 BB: 0 P: 3	R: 0 E: 0 K: 0 S: 3	H: 0 LOB: 0 BB: 0 P: 3	R: 0 E: 0 K: 2 S: 7	H: 0 LOB: 0 BB: 0 P: 7	R: 0 E: 0 K: 1 S: 5	H: 1 LOB: 0 BB: 0 P: 5	R: 0 E: 0 K: 1 S: 6	H: 0 LOB: 1 BB: 0 P: 6	R: 0 E: 0 K: 0 S: 2	H: 0 LOB: 0 BB: 1 P: 6	R: 0 E: 1 K: 1 S: 6	H: 0 LOB: 2 BB: 1 P: 10	R: 1 E: 0 K: 0 S: 4	H: 2 LOB: 1 BB: 1 P: 8	1B: 4 2B: 1 3B: 0 HR: 0	SF: 0 SAC: 1 DP: 2 HBP: 0	WP: 0 PB: 0 SB: 0 CS: 2	PA: 32															
<b>PITCHER</b> Nelson Briles, R (1, 1) ERA: 3.16	IP: 9.0 WLS: L BF: 32	H: 5 R: 1 ER: 1 SO: 5	BB: 2 IBB: 1 HBP: 0 BLK: 0	WP: 0 HR: 0 S: 39 P: 51	ERA: 1.00 WHIP: 0.778	<b>PITCHER</b>										IP: 9.0 WLS: W BF: 32	H: 2 R: 0 ER: 0 SO: 13	BB: 2 IBB: 0 HBP: 0 BLK: 0	WP: 1 HR: 0 S: 56 P: 64	ERA: 0.00 WHIP: 0.444	<b>PITCHER</b>										IP: 9.0 WLS: W BF: 32	H: 2 R: 0 ER: 0 SO: 13	BB: 2 IBB: 0 HBP: 0 BLK: 0	WP: 0 HR: 0 S: 56 P: 64	ERA: 0.00 WHIP: 0.444

Batter	1	2	3	4	5	6	7	8	9	AB	R	H	RBI	BB	SO	LOB	BOTTOM			
Vic Davallo, L (1, 7) OBP: 0.369, SLG: 0.418										3	0	0	0	1	1	1	<p><b>New York Mets @ Pittsburgh Pirates</b> Three Rivers Stadium, Pittsburgh, PA</p> <p>Fri Sep 29 1972, 7:05 PM EDT Att: 24,193 - Unknown</p> <p>livebaseballscores.com</p> <p>AB 29 R 0 H 2 RBI 0 BB 2 SO 13 LOB 11</p>			
Dave Cash, R (1, 4) OBP: 0.314, SLG: 0.375										4	0	0	0	0	0	2				
Roberto Clemente, R (1, 9) OBP: 0.355, SLG: 0.476										4	0	0	0	0	1	2				
Willie Stargell, L (1, 3) OBP: 0.374, SLG: 0.565										4	0	0	0	0	4	2				
Al Oliver, L (1, 8) OBP: 0.352, SLG: 0.438										4	0	1	0	0	2	2				
Richie Hebner, L (1, 5) OBP: 0.376, SLG: 0.501										3	0	1	0	0	1	1				
Milt May, L (1, 2) OBP: 0.329, SLG: 0.358										3	0	0	0	0	1	1				
Jackie Hernandez, R (1, 6) OBP: 0.225, SLG: 0.243										2	0	0	0	0	1	0				
Gene Clines, R (8, PH) OBP: 0.366, SLG: 0.418										0	0	0	0	1	0	0				
Gene Alley, R (9, 6) OBP: 0.316, SLG: 0.317										0	0	0	0	0	0	0				
Nelson Briles, R (1, 1) OBP: 0.181, SLG: 0.174										2	0	0	0	0	2	0				
<b>Inning Stats</b>	R: 0 E: 1 K: 1 S: 6	H: 0 LOB: 2 BB: 1 P: 10	R: 0 E: 0 K: 1 S: 5	H: 0 LOB: 0 BB: 0 P: 5	R: 0 E: 0 K: 2 S: 8	H: 1 LOB: 0 BB: 0 P: 8	R: 0 E: 0 K: 3 S: 9	H: 0 LOB: 0 BB: 0 P: 9	R: 0 E: 1 K: 1 S: 5	H: 0 LOB: 0 BB: 0 P: 5	R: 0 E: 0 K: 2 S: 8	H: 1 LOB: 1 BB: 0 P: 8	R: 0 E: 0 K: 0 S: 3	H: 0 LOB: 1 BB: 1 P: 7	R: 0 E: 0 K: 2 S: 7	H: 0 LOB: 0 BB: 0 P: 7	1B: 2 2B: 0 3B: 0 HR: 0	SF: 0 SAC: 1 DP: 0 HBP: 0	WP: 1 PB: 0 SB: 0 CS: 1	PA: 32
<b>PITCHER</b> Tom Seaver, R (1, 1) ERA: 2.95	IP: 9.0 WLS: W BF: 32	H: 2 R: 0 ER: 0 SO: 13	BB: 2 IBB: 0 HBP: 0 BLK: 0	WP: 1 HR: 0 S: 56 P: 64	ERA: 0.00 WHIP: 0.444	<b>PITCHER</b>										IP: 9.0 WLS: W BF: 32	H: 2 R: 0 ER: 0 SO: 13	BB: 2 IBB: 0 HBP: 0 BLK: 0	WP: 0 HR: 0 S: 56 P: 64	ERA: 0.00 WHIP: 0.444







Batter	1	2	3	4	5	6	7	8	9	AB	R	H	RBI	BB	SO	LOB	TOP		
Wayne Garrett, L (1.5) OBP: 0.373, SLG: 0.299	4-0 2B 1B BB	4-0 BB	4-0 BB	4-0 FC2-6 BB		0-0 F8			0-0 F9	2	1	0	0	3	0	0			
Ken Boswell, L (1.4) OBP: 0.271, SLG: 0.314	0-0 F9	0-0 G3		0-0 FC2-6 E 1-2f		0-0 4-3			0-0 F9	5	0	0	0	0	0	3			
Tommie Agee, R (1.8) OBP: 0.318, SLG: 0.376	0-0 1B 1-3 5-3 2B		0-0 6-3	0-3 K					0-0 G1-6-3 1B	5	1	2	0	0	1	1			
Ed Kranepool, L (1.3) OBP: 0.344, SLG: 0.397	0-0 5-3 1B 2-3 3-H		4-0 1B 1B BB	0-0 E6 FC6-4 1-2					0-0 G1-6-3 1B	3	2	2	1	1	0	1			
Cleon Jones, R (1.9) OBP: 0.306, SLG: 0.333	0-0 5-3		0-0 P3	0-0 FC6-4 1-2f					0-0 G1-6-3	4	0	0	1	0	0	6			
John Milner, L (1.7) OBP: 0.348, SLG: 0.441	0-0 1B		0-0 1B HR	0-0 4-3					0-3 K	4	1	2	1	0	1	1			
Bill Sudakis, S (1.2) OBP: 0.217, SLG: 0.195	0-0 G3		0-0 HR 1B	0-0 P8					0-0 F7	4	1	1	1	0	0	1			
Ted Martinez, R (1.6) OBP: 0.259, SLG: 0.285		0-0 1-3	0-0 HR	0-0 6-3					0-0 6-3	4	1	1	3	0	0	0			
Jerry Koosman, R (1.1) OBP: 0.085, SLG: 0.085	0-0 F9		0-3 K	0-0 F7					0-0 P5	4	0	0	0	0	1	0			
<b>Inning Stats</b>	R: 3 E: 0 K: 0 S: 6	H: 3 LOB: 1 BB: 1 P: 10	R: 0 E: 0 K: 0 S: 3	H: 0 LOB: 1 BB: 1 P: 7	R: 4 E: 0 K: 1 S: 8	H: 3 LOB: 0 BB: 1 P: 12	R: 0 E: 1 K: 1 S: 6	H: 0 LOB: 2 BB: 1 P: 10	R: 0 E: 0 K: 0 S: 3	H: 0 LOB: 0 BB: 0 P: 3	R: 0 E: 0 K: 1 S: 6	H: 2 LOB: 1 BB: 0 P: 6	R: 0 E: 0 K: 0 S: 3	H: 0 LOB: 0 BB: 0 P: 3	R: 0 E: 0 K: 0 S: 3	H: 0 LOB: 0 BB: 0 P: 3	1B: 6 2B: 1 3B: 0 HR: 1	SF: 0 SAC: 0 DP: 1 HBP: 0	WP: 0 PA: 39 PB: 0 SB: 0 CS: 0
<b>PITCHER</b>	IP WLS BF H R ER SO BB IBB HBP BLK WP HR S P ERA WHIP	IP WLS BF H R ER SO BB IBB HBP BLK WP HR S P ERA WHIP	IP WLS BF H R ER SO BB IBB HBP BLK WP HR S P ERA WHIP	IP WLS BF H R ER SO BB IBB HBP BLK WP HR S P ERA WHIP	IP WLS BF H R ER SO BB IBB HBP BLK WP HR S P ERA WHIP	IP WLS BF H R ER SO BB IBB HBP BLK WP HR S P ERA WHIP	IP WLS BF H R ER SO BB IBB HBP BLK WP HR S P ERA WHIP	IP WLS BF H R ER SO BB IBB HBP BLK WP HR S P ERA WHIP	IP WLS BF H R ER SO BB IBB HBP BLK WP HR S P ERA WHIP	IP WLS BF H R ER SO BB IBB HBP BLK WP HR S P ERA WHIP	IP WLS BF H R ER SO BB IBB HBP BLK WP HR S P ERA WHIP	IP WLS BF H R ER SO BB IBB HBP BLK WP HR S P ERA WHIP	IP WLS BF H R ER SO BB IBB HBP BLK WP HR S P ERA WHIP	IP WLS BF H R ER SO BB IBB HBP BLK WP HR S P ERA WHIP	IP WLS BF H R ER SO BB IBB HBP BLK WP HR S P ERA WHIP	IP WLS BF H R ER SO BB IBB HBP BLK WP HR S P ERA WHIP	IP WLS BF H R ER SO BB IBB HBP BLK WP HR S P ERA WHIP	IP WLS BF H R ER SO BB IBB HBP BLK WP HR S P ERA WHIP	IP WLS BF H R ER SO BB IBB HBP BLK WP HR S P ERA WHIP
Steve Blass, R (1.1) ERA: 2.47	0.2	12	3	4	4	1	2	0	0	0	1	12	20	15.43	2.143				
Bob Miller, R (1.1) ERA: 2.95	2.1	15	2	0	0	2	1	0	0	0	0	18	22	0.00	0.750				
Luke Walker, L (4.1) ERA: 3.4	4.0	6	0	0	0	0	0	0	0	0	0	6	6	0.00	0.000				
Dave Giusti, R (8.1) ERA: 1.95	2.0	6	0	0	0	0	0	0	0	0	0	6	6	0.00	0.000				

New York Mets @ Pittsburgh Pirates  
Three Rivers Stadium, Pittsburgh, PA  
Sun Oct 01 1972, 3:33 AM EDT  
Att: 30,031 - Unknown

AB	35
R	7
H	8
RBI	7
BB	4
SO	3
LOB	13



Batter	1	2	3	4	5	6	7	8	9	AB	R	H	RBI	BB	SO	LOB	BOTTOM				
Bill Mazerowski, R (1.4) OBP: 0.221, SLG: 0.254	0-3 K		0-0 L8		0-0 F9		0-0 SF7		0-0 1B	3	0	0	1	0	1	2					
Dave Cash, R (8.4) OBP: 0.316, SLG: 0.376			0-0 L6		1-2		3-H			1	0	1	0	0	0	0					
Al Oliver, L (1.8) OBP: 0.349, SLG: 0.434	0-0 4-3		0-0 L6		0-0 F9		0-0 K		0-0 F7	5	0	0	0	0	1	3					
Rennie Stennett, R (1.9) OBP: 0.310, SLG: 0.380	0-0 F7			0-0 2B		0-0 HR 1B			0-0 1B	4	1	3	0	0	0	0					
Willie Stargell, L (1.3) OBP: 0.375, SLG: 0.564		0-3 K		0-0 1B		0-0 HR			0-0 F7	2	0	1	0	0	1	0					
Bob Robertson, R (4, PR) OBP: 0.292, SLG: 0.348		0-0 K		0-0 1B		1-H HR			0-0 F7	2	1	1	2	0	0	1					
Manny Sanguillen, R (1.2) OBP: 0.321, SLG: 0.404		0-0 1B		0-0 F9		0-0 F7			0-0 F8	4	0	1	0	0	0	2					
Richie Ziek, R (1.7) OBP: 0.326, SLG: 0.278		0-3 K		0-0 F8		0-0 1-3			1-2 1B	4	0	1	0	0	1	2					
Richie Hebner, L (1.5) OBP: 0.377, SLG: 0.501		0-3 K		0-0 3-1		0-0 SF7 2B			0-3 K	4	1	1	0	0	2	3					
Gene Alley, R (1.6) OBP: 0.314, SLG: 0.316			0-0 1B		0-0 6-3		0-0 1-6-3		0-0 F7	4	0	1	0	0	0	1					
Steve Blass, R (1.1) OBP: 0.226, SLG: 0.210			0-0 F7		0-0 1B		4-0 BB		0-0 F8	0	0	0	0	0	0	0					
Chuck Goggin, S (3, PH) OBP: 0.292, SLG: 0.298										0	0	0	0	0	0	0					
Luke Walker, R (4.1) OBP: 0.316, SLG: 0.417										0	0	0	0	0	0	0					
Gene Clines, R (7, PH) OBP: 0.327, SLG: 0.417										0	0	0	0	0	0	0					
Dave Giusti, R (8.1) OBP: 0.377, SLG: 0.501										0	0	0	0	0	0	0					
Jose Pagan, R (9, PH) OBP: 0.277, SLG: 0.350										0	0	0	0	0	0	0					
<b>Inning Stats</b>	R: 0 E: 0 K: 1 S: 5	H: 0 LOB: 0 BB: 0 P: 5	R: 0 E: 0 K: 3 S: 10	H: 1 LOB: 0 BB: 0 P: 10	R: 0 E: 0 K: 0 S: 4	H: 1 LOB: 1 BB: 0 P: 4	R: 0 E: 0 K: 0 S: 4	H: 2 LOB: 1 BB: 0 P: 4	R: 0 E: 0 K: 0 S: 4	H: 1 LOB: 1 BB: 0 P: 4	R: 2 E: 0 K: 0 S: 5	H: 2 LOB: 0 BB: 0 P: 5	R: 1 E: 0 K: 1 S: 6	H: 1 LOB: 1 BB: 1 P: 10	R: 0 E: 0 K: 1 S: 7	H: 2 LOB: 2 BB: 0 P: 7	R: 0 E: 0 K: 0 S: 4	H: 1 LOB: 1 BB: 0 P: 4	1B: 8 2B: 2 3B: 0 HR: 1	SF: 1 SAC: 0 DP: 0 HBP: 0	WP: 1 PA: 38 PB: 0 SB: 0 CS: 0
<b>PITCHER</b>	IP WLS BF H R ER SO BB IBB HBP BLK WP HR S P ERA WHIP	IP WLS BF H R ER SO BB IBB HBP BLK WP HR S P ERA WHIP	IP WLS BF H R ER SO BB IBB HBP BLK WP HR S P ERA WHIP	IP WLS BF H R ER SO BB IBB HBP BLK WP HR S P ERA WHIP	IP WLS BF H R ER SO BB IBB HBP BLK WP HR S P ERA WHIP	IP WLS BF H R ER SO BB IBB HBP BLK WP HR S P ERA WHIP	IP WLS BF H R ER SO BB IBB HBP BLK WP HR S P ERA WHIP	IP WLS BF H R ER SO BB IBB HBP BLK WP HR S P ERA WHIP	IP WLS BF H R ER SO BB IBB HBP BLK WP HR S P ERA WHIP	IP WLS BF H R ER SO BB IBB HBP BLK WP HR S P ERA WHIP	IP WLS BF H R ER SO BB IBB HBP BLK WP HR S P ERA WHIP	IP WLS BF H R ER SO BB IBB HBP BLK WP HR S P ERA WHIP	IP WLS BF H R ER SO BB IBB HBP BLK WP HR S P ERA WHIP	IP WLS BF H R ER SO BB IBB HBP BLK WP HR S P ERA WHIP	IP WLS BF H R ER SO BB IBB HBP BLK WP HR S P ERA WHIP	IP WLS BF H R ER SO BB IBB HBP BLK WP HR S P ERA WHIP	IP WLS BF H R ER SO BB IBB HBP BLK WP HR S P ERA WHIP	IP WLS BF H R ER SO BB IBB HBP BLK WP HR S P ERA WHIP	IP WLS BF H R ER SO BB IBB HBP BLK WP HR S P ERA WHIP		
Jerry Koosman, L (1.1) ERA: 4.14	9.0	38	11	3	3	6	1	0	0	0	1	49	53	3.00	1.333						

New York Mets @ Pittsburgh Pirates  
Three Rivers Stadium, Pittsburgh, PA  
Sun Oct 01 1972, 3:33 AM EDT  
Att: 30,031 - Unknown

AB	36
R	3
H	11
RBI	3
BB	1
SO	6
LOB	15





Batter	1	2	3	4	5	6	7	8	9	AB	R	H	RBI	BB	SO	LOB	TOP								
Lute Barnes, R OBP: 0.311, SLG: 0.343 (1, 4)										3	0	0	0	1	1	0									
Jim Fregosi, R OBP: 0.311, SLG: 0.347 (1, 5)										3	0	0	0	1	2	1									
John Milner, L OBP: 0.349, SLG: 0.438 (1, 7)										2	0	0	0	2	1	1									
Ed Kranepool, L OBP: 0.340, SLG: 0.392 (1, 3)										4	0	0	0	0	1	2									
Bill Sudakis, S OBP: 0.220, SLG: 0.182 (1, 2)										3	0	0	0	1	1	0									
Dave Schneck, L OBP: 0.231, SLG: 0.286 (1, 8)										3	0	0	0	1	0	1									
Don Hahn, R OBP: 0.250, SLG: 0.100 (1, 9)										3	0	0	0	1	0	2									
Ted Martinez, R OBP: 0.257, SLG: 0.283 (1, 6)										3	0	0	0	0	0	3									
Jim McAndrew, R OBP: 0.128, SLG: 0.047 (3, 1)										1	0	0	0	0	1	0									
Brent Strom, R OBP: 0.341, SLG: 0.359 (5, Ph)										0	0	0	0	0	0	0									
Dave Marshall, L OBP: 0.322, SLG: 0.238 (5, 1)										0	0	0	0	0	0	0									
Bob Rauch, R OBP: 0.322, SLG: 0.238 (8, Ph)										0	0	0	0	0	0	0									
Wayne Garrett, L OBP: 0.154, SLG: 0.154 (8, 1)										0	0	0	0	0	0	0									
<b>Inning Stats</b>	R: 0 E: 0 K: 3 S: 9	H: 0 LOB: 1 BB: 1 P: 13	R: 0 E: 0 K: 0 S: 3	H: 0 LOB: 0 BB: 0 P: 3	R: 0 E: 0 K: 1 S: 5	H: 0 LOB: 0 BB: 0 P: 5	R: 0 E: 0 K: 1 S: 5	H: 0 LOB: 0 BB: 0 P: 5	R: 0 E: 1 K: 1 S: 6	H: 0 LOB: 2 BB: 1 P: 10	R: 0 E: 0 K: 0 S: 2	H: 0 LOB: 1 BB: 2 P: 10	R: 0 E: 0 K: 1 S: 5	H: 0 LOB: 1 BB: 1 P: 9	R: 0 E: 0 K: 2 S: 7	H: 0 LOB: 1 BB: 1 P: 11	R: 0 E: 0 K: 0 S: 3	H: 0 LOB: 1 BB: 1 P: 7	1B: 0 2B: 0 3B: 0 HR: 0	SF: 0 SAC: 0 DP: 1 HBP: 0	WP: 0 PB: 0 CS: 0	PA: 34			
<b>PITCHER</b> Bill Stoneman, R ERA: 2.98 (1, 1)	IP: 9.0 WLS: W BF: 34 H: 0 R: 0 ER: 0 SO: 9 BB: 7 IBB: 0 HBP: 0 BLK: 0 WP: 0 HR: 0 S: 45 P: 73 ERA: 0.00 WHIP: 0.778																								

New York Mets @ Montreal Expos  
Jarry Park, Montreal, QB  
Mon Oct 02 1972, 7:05 PM EDT  
Unknown

AB	27
R	0
H	0
RBI	0
BB	7
SO	9
LOB	12



Batter	1	2	3	4	5	6	7	8	9	AB	R	H	RBI	BB	SO	LOB	BOTTOM								
Ron Hunt, R OBP: 0.365, SLG: 0.293 (1, 4)										4	3	2	0	0	0	1									
Tim McCarver, L OBP: 0.314, SLG: 0.341 (1, 2)										4	1	2	0	0	0	1									
Ken Singleton, S OBP: 0.367, SLG: 0.414 (1, 7)										4	1	2	2	0	2	0									
Ron Fairly, L OBP: 0.346, SLG: 0.425 (1, 3)										4	1	2	1	0	0	4									
Jim Fairey, L OBP: 0.286, SLG: 0.290 (1, 9)										3	1	1	0	1	0	1									
Boots Day, L OBP: 0.292, SLG: 0.275 (1, 8)										4	0	1	3	0	0	3									
Tim Foli, R OBP: 0.277, SLG: 0.282 (1, 6)										4	0	0	0	0	0	1									
Coco Laboy, R OBP: 0.349, SLG: 0.434 (1, 5)										3	0	0	0	1	1	1									
Bill Stoneman, R OBP: 0.104, SLG: 0.080 (1, 1)										3	0	0	0	0	3	0									
<b>Inning Stats</b>	R: 2 E: 0 K: 1 S: 8	H: 3 LOB: 1 BB: 0 P: 8	R: 0 E: 0 K: 1 S: 5	H: 0 LOB: 0 BB: 0 P: 5	R: 4 E: 0 K: 0 S: 6	H: 3 LOB: 1 BB: 1 P: 11	R: 1 E: 0 K: 1 S: 7	H: 3 LOB: 1 BB: 0 P: 7	R: 0 E: 0 K: 2 S: 7	H: 0 LOB: 0 BB: 0 P: 7	R: 0 E: 1 K: 1 S: 7	H: 1 LOB: 2 BB: 0 P: 7	R: 0 E: 0 K: 0 S: 3	H: 0 LOB: 1 BB: 1 P: 7	1B: 6 2B: 2 3B: 1 HR: 1	SF: 0 SAC: 1 DP: 1 HBP: 1	WP: 1 PB: 0 CS: 0	PA: 37							
<b>PITCHER</b> Jim McAndrew, R ERA: 2.8 (1, 1)	IP: 2.1 WLS: L BF: 15 H: 6 R: 6 ER: 6 SO: 2 BB: 0 IBB: 0 HBP: 0 BLK: 0 WP: 1 HR: 1 S: 17 P: 22 ERA: 23.14 WHIP: 2.571																								
<b>PITCHER</b> Brent Strom, L ERA: 6.62 (3, 1)	IP: 1.2 WLS: L BF: 7 H: 3 R: 1 ER: 1 SO: 1 BB: 0 IBB: 0 HBP: 0 BLK: 0 WP: 0 HR: 0 S: 9 P: 9 ERA: 5.40 WHIP: 1.800																								
<b>PITCHER</b> Bob Rauch, R ERA: 5.0 (5, 1)	IP: 3.0 WLS: L BF: 11 H: 1 R: 0 ER: 0 SO: 3 BB: 0 IBB: 0 HBP: 0 BLK: 0 WP: 0 HR: 0 S: 17 P: 17 ERA: 0.00 WHIP: 0.333																								
<b>PITCHER</b> Ray Sadecki, L ERA: 3.09 (8, 1)	IP: 1.0 WLS: L BF: 4 H: 0 R: 0 ER: 0 SO: 0 BB: 1 IBB: 0 HBP: 0 BLK: 0 WP: 0 HR: 0 S: 3 P: 7 ERA: 0.00 WHIP: 1.000																								

New York Mets @ Montreal Expos  
Jarry Park, Montreal, QB  
Mon Oct 02 1972, 7:05 PM EDT  
Unknown

AB	33
R	7
H	10
RBI	6
BB	2
SO	6
LOB	12



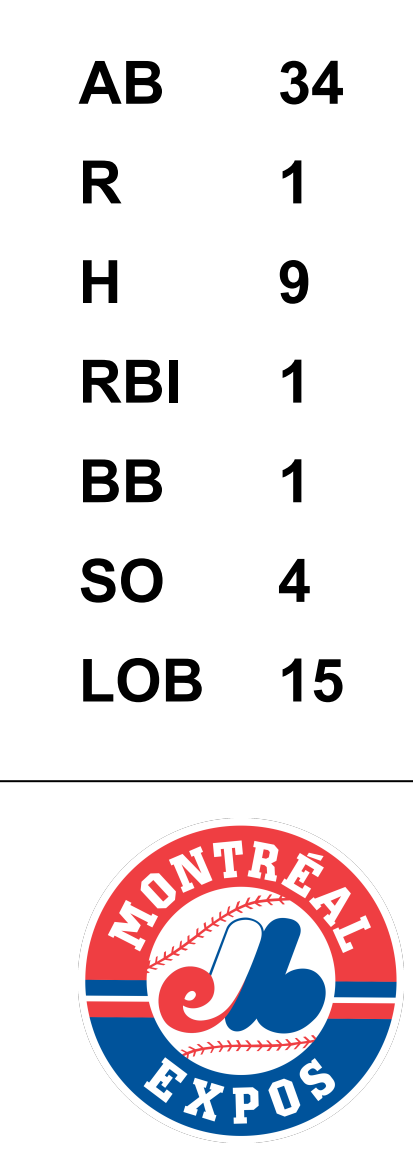


Batter	1	2	3	4	5	6	7	8	9	AB	R	H	RBI	BB	SO	LOB	TOP																	
Wayne Garrett, L (1,5) OBP: 0.370, SLG: 0.298	0-0 4-3		0-0 F8			0-3 K		0-0 2H 1B		4	0	1	1	0	1	0	<b>New York Mets @ Montreal Expos</b> Jarry Park, Montreal, QB Mon Oct 02 1972, 7:05 PM EDT Att: 7,184 - Unknown																	
Ken Boswell, L (1,4) OBP: 0.288, SLG: 0.310	0-0 F8		0-0 F9			0-0 4-3		0-0 P4		4	0	0	0	0	0	1																		
John Milner, L (1,7) OBP: 0.346, SLG: 0.433 Cleon Jones, R (9,7) OBP: 0.306, SLG: 0.333	0-0 6-3			0-0 3-1			0-0 1-3		0-0 4-3	4	0	0	0	0	0	0																		
Ed Kranepool, L (1,3) OBP: 0.339, SLG: 0.396		0-0 F9		0-0 6-3			0-0 F7		0-0 1B 3B	4	1	1	0	0	0	0																		
Dave Schneck, L (1,8) OBP: 0.248, SLG: 0.296		4-0 1B BB		0-0 3-4-1			0-0 1B		0-0 4-3 1B	3	0	2	1	1	0	0																		
Joe Nolan, L (1,2)		0-0 F8			0-0 5-3		0-0 P3		0-0 4-3	4	0	0	0	0	0	3																		
Don Hahn, R (1,9) OBP: 0.250, SLG: 0.125		0-0 1-2 1B			0-0 P9			0-0 5-3	0-3 K	4	0	1	0	0	1	1																		
Ted Martinez, R (1,6) OBP: 0.255, SLG: 0.280		0-0 P6			0-0 6-3			0-0 4-3		3	0	0	0	0	0	2																		
Tommy Moore, R (1,1) OBP: 0.333, SLG: 0.333 Tug McGraw, R (8,1) OBP: 0.182, SLG: 0.100			0-0 4-3			0-3 K		0-0 E6 1B		3	1	1	0	0	1	0																		
<b>Inning Stats</b>	R: 0 E: 0 K: 0 S: 3	H: 0 LOB: 0 BB: 0 P: 3	R: 0 E: 0 K: 0 S: 4	H: 1 LOB: 2 BB: 1 P: 8	R: 0 E: 0 K: 0 S: 3	H: 0 LOB: 0 BB: 0 P: 3	R: 0 E: 0 K: 0 S: 3	H: 0 LOB: 0 BB: 0 P: 3	R: 0 E: 0 K: 2 S: 7	H: 0 LOB: 0 BB: 0 P: 7	R: 0 E: 0 K: 0 S: 4	H: 1 LOB: 1 BB: 0 P: 4	R: 1 E: 1 K: 0 S: 5	H: 2 LOB: 1 BB: 0 P: 5	R: 1 E: 0 K: 1 S: 7	H: 2 LOB: 1 BB: 0 P: 7		1B: 5 2B: 0 3B: 1 HR: 0	SF: 0 SAC: 0 DP: 0 HBP: 0	WP: 0 PB: 0 SB: 0 CS: 0	PA: 34													
<b>PITCHER</b>	IP WLS BF H R ER SO BB IBB HBP BLK WP HR S P ERA WHIP																																	
Carl Morton, R (1,1) ERA: 3.92	8.0	29	4	1	0	2	1	0	0	0	0	0	0	0	32	36	0.00	0.625																
Mike Marshall, R (9,1) ERA: 1.8	1.0	L 5	2	1	1	1	0	0	0	0	0	0	0	0	7	7	9.00	2.000																

AB	33
R	2
H	6
RBI	2
BB	1
SO	3
LOB	7



Batter	1	2	3	4	5	6	7	8	9	AB	R	H	RBI	BB	SO	LOB	BOTTOM																
Ron Hunt, R (1,4) OBP: 0.364, SLG: 0.295	0-0 P4		0-0 2B		0-0 G6-4-3 1-2			0-0 P6		4	0	1	0	0	0	2	<b>New York Mets @ Montreal Expos</b> Jarry Park, Montreal, QB Mon Oct 02 1972, 7:05 PM EDT Att: 7,184 - Unknown																
Tim McCarver, L (1,2) OBP: 0.315, SLG: 0.341 Clyde Mashore, R (8, FR) OBP: 0.280, SLG: 0.331 Mike Marshall, R (9,1) OBP: 0.208, SLG: 0.182	4-0 CS BB		0-0 6-3			0-0 G3		0-0 1B 1B		3	0	1	0	1	0	1																	
Ken Singleton, S (1,7) OBP: 0.366, SLG: 0.413	0-0 1-2			0-3 K		0-0 P7		0-0 FC6-4 1B		4	0	1	1	0	1	1																	
Ron Fairly, L (1,3) OBP: 0.346, SLG: 0.425 Bob Bailey, R (8, PH) OBP: 0.314, SLG: 0.369		0-0 6-3		0-0 1B 1B		0-0 3-1		0-0 K		3	0	1	0	0	0	0																	
Jim Fairey, L (1,9) OBP: 0.287, SLG: 0.291 John Boccabella, R (8, PH) OBP: 0.265, SLG: 0.298		0-0 WP 1B		0-0 P8			0-0 G3	0-0 FC6-4		3	0	1	0	0	0	1																	
Boots Day, L (1,8) OBP: 0.292, SLG: 0.276 Ron Woods, R (9, PH) OBP: 0.318, SLG: 0.424		0-0 P7		0-0 1-2 1B			0-0 1-3		0-0 F7	3	0	1	0	0	0	1																	
Tim Foli, R (1,6) OBP: 0.277, SLG: 0.281		0-0 6-3		0-0 6-3			0-0 1B		0-0 5-3	4	0	1	0	0	0	3																	
Coco Laboy, R (1,5) OBP: 0.343, SLG: 0.421			0-0 5-3		0-0 G6-4-3 1B		0-0 P3		0-3 K	4	0	1	0	0	1	1																	
Carl Morton, R (1,1) OBP: 0.211, SLG: 0.212 Mike Jorgensen, L (8, PH) OBP: 0.331, SLG: 0.386 Pepe Mangual, R (8, PR) OBP: 0.333, SLG: 0.250			0-0 5-3		0-0 K			0-0 1B 1B		2	0	0	0	0	1	1																	
<b>Inning Stats</b>	R: 0 E: 0 K: 0 S: 2	H: 0 LOB: 1 BB: 1 P: 6	R: 0 E: 0 K: 0 S: 4	H: 1 LOB: 1 BB: 0 P: 4	R: 0 E: 0 K: 1 S: 7	H: 1 LOB: 2 BB: 0 P: 7	R: 0 E: 0 K: 0 S: 3	H: 0 LOB: 0 BB: 0 P: 3	R: 0 E: 0 K: 0 S: 4	H: 1 LOB: 1 BB: 0 P: 4	R: 1 E: 0 K: 1 S: 8	H: 3 LOB: 2 BB: 0 P: 8	R: 0 E: 0 K: 1 S: 5	H: 0 LOB: 0 BB: 0 P: 5	1B: 8 2B: 1 3B: 0 HR: 0	SF: 0 SAC: 0 DP: 1 HBP: 0		WP: 1 PB: 0 SB: 0 CS: 1	PA: 35														
<b>PITCHER</b>	IP WLS BF H R ER SO BB IBB HBP BLK WP HR S P ERA WHIP																																
Tommy Moore, R (1,1) ERA: 2.92	7.1	29	8	1	1	2	1	0	0	0	0	0	0	32	36	1.23	1.227																
Tug McGraw, L (8,1) ERA: 1.73	1.2	W 6	1	0	0	2	0	0	0	0	0	0	0	10	10	0.00	0.600																





Batter	1	2	3	4	5	6	7	8	9	AB	R	H	RBI	BB	SO	LOB	TOP					
Wayne Garrett, L (1.5) X OBP: 0.369, SLG: 0.304	G3			E4		1B 3B		G3		4	1	1	0	0	0	0	New York Mets @ Montreal Expos Jarry Park, Montreal, QB Tue Oct 03 1972, 7:05 PM EDT Unknown					
Ken Boswell, L (1.4) X OBP: 0.288, SLG: 0.309	F2			G4-6-3		HR 1B		4-3		4	1	1	1	0	0	1						
John Milner, L (1.7) S OBP: 0.345, SLG: 0.430	K			4-3		HR BB		4-3		3	1	0	0	1	1	0						
Ed Kranepool, L (1.3) S OBP: 0.338, SLG: 0.398		K			4-3	L6			6-3 1B 2B	4	1	1	0	0	1	2						
Dave Schneck, L (1.8) S OBP: 0.248, SLG: 0.319		K			P6	HR			F2	4	1	1	3	0	1	1						
Duffy Dyer, R (1.2) S OBP: 0.300, SLG: 0.377		K			1B BB	P3			6-3	3	0	0	0	1	1	1						
Don Hahn, R (1.9) S OBP: 0.281, SLG: 0.179			K		1-2 1B				2-3 1B	4	0	2	1	0	2	0						
Ted Martinez, R (1.6) S OBP: 0.251, SLG: 0.276			K		F7				P4	4	0	0	0	0	1	3						
Tom Seaver, R (1.1) S OBP: 0.191, SLG: 0.303			K		L6				5-3	3	0	0	0	0	1	0						
<b>Inning Stats</b>	R: 0 E: 0 K: 1 S: 5	H: 0 LOB: 0 BB: 0 P: 5	R: 0 E: 0 K: 3 S: 9	H: 0 LOB: 0 BB: 0 P: 9	R: 0 E: 0 K: 3 S: 9	H: 0 LOB: 0 BB: 0 P: 9	R: 0 E: 1 K: 0 S: 3	H: 0 LOB: 2 BB: 0 P: 3	R: 0 E: 0 K: 0 S: 4	H: 1 LOB: 2 BB: 1 P: 8	R: 4 E: 0 K: 0 S: 6	H: 3 LOB: 0 BB: 1 P: 10	R: 0 E: 0 K: 1 S: 5	H: 0 LOB: 0 BB: 0 P: 5	R: 0 E: 0 K: 0 S: 3	H: 0 LOB: 1 BB: 0 P: 5	R: 1 E: 0 K: 0 S: 5	H: 2 LOB: 1 BB: 0 P: 5	1B: 3 2B: 1 3B: 1 HR: 1	SF: 0 SAC: 0 DP: 1 HBP: 0	WP: 0 PB: 0 SB: 0 CS: 0	PA: 35
<b>PITCHER</b>	IP WLS BF H R ER SO BB IBB HBP BLK WP HR S P ERA WHIP																					
Steve Renko, R (1.1) ERA: 5.2	6.0 L 24 4 4 4 7 2 0 0 0 0 0 1 36 44 6.00 1.000																					
John Strohmayr, R (7.1) ERA: 3.52	2.0 6 0 0 0 1 0 0 0 0 0 0 0 8 8 0.00 0.000																					
Joe Gilbert, L (9.1) ERA: 8.45	1.0 5 2 1 1 0 0 0 0 0 0 0 0 5 5 9.00 2.000																					

Batter	1	2	3	4	5	6	7	8	9	AB	R	H	RBI	BB	SO	LOB	BOTTOM					
Ron Hunt, R (1.4) X OBP: 0.365, SLG: 0.296			1-2 HBP		K			L3		3	0	1	0	0	1	0	New York Mets @ Montreal Expos Jarry Park, Montreal, QB Tue Oct 03 1972, 7:05 PM EDT Unknown					
Tim McCarver, L (1.2) X OBP: 0.313, SLG: 0.338	1B		F7			G3		1-3		4	0	0	0	0	0	3						
Mike Jorgensen, L (1.7) S OBP: 0.330, SLG: 0.383		K	F8			BB			F2	3	0	0	0	1	1	3						
Ron Fairly, L (1.3) X OBP: 0.348, SLG: 0.432		1-3		4-3 SH1-4 1B		P6			HR	4	1	2	1	0	0	2						
Jim Fairey, L (1.9) S OBP: 0.288, SLG: 0.314			F8		SH1-4	F7			HR	3	1	1	1	0	0	1						
Boots Day, L (1.8) S OBP: 0.292, SLG: 0.276		K		4-3		F8			1B	4	0	1	0	0	1	1						
Coco Laboy, R (1.5) OBP: 0.339, SLG: 0.410 Clyde Mashore, R (9. PR) OBP: 0.280, SLG: 0.331			F8		K			F9		4	0	1	0	0	1	1						
Hector Torres, R (1.6) OBP: 0.215, SLG: 0.221 Hal Breeden, R (9. PH) OBP: 0.275, SLG: 0.354					P9			K		0	0	0	0	0	0	0						
Steve Renko, R (1.1) OBP: 0.292, SLG: 0.292 John Strohmayr, R (7.1) OBP: 0.366, SLG: 0.412 Ken Singleton, S (9. PH) OBP: 0.366, SLG: 0.412 Joe Gilbert, R (9.1) OBP: 0.314, SLG: 0.368 Bob Bailey, R (9. PH) OBP: 0.314, SLG: 0.368					WP 1B			K		1	0	0	0	0	0	0						
<b>Inning Stats</b>	R: 0 E: 0 K: 1 S: 6	H: 1 LOB: 1 BB: 0 P: 6	R: 0 E: 0 K: 1 S: 5	H: 0 LOB: 0 BB: 0 P: 5	R: 0 E: 0 K: 0 S: 4	H: 1 LOB: 2 BB: 0 P: 5	R: 0 E: 0 K: 1 S: 6	H: 1 LOB: 1 BB: 0 P: 6	R: 0 E: 0 K: 0 S: 3	H: 0 LOB: 1 BB: 1 P: 7	R: 0 E: 0 K: 1 S: 5	H: 0 LOB: 0 BB: 0 P: 5	R: 0 E: 0 K: 1 S: 5	H: 0 LOB: 0 BB: 0 P: 5	R: 0 E: 0 K: 2 S: 11	H: 4 LOB: 2 BB: 0 P: 11	R: 2 E: 0 K: 0 S: 11	H: 2 LOB: 0 BB: 0 P: 11	1B: 5 2B: 0 3B: 0 HR: 2	SF: 0 SAC: 1 DP: 0 HBP: 1	WP: 1 PB: 0 SB: 0 CS: 0	PA: 36
<b>PITCHER</b>	IP WLS BF H R ER SO BB IBB HBP BLK WP HR S P ERA WHIP																					
Tom Seaver, R (1.1) ERA: 2.92	9.0 W 36 7 2 2 8 1 0 1 0 1 2 50 55 2.00 0.889																					









Batter	1	2	3	4	5	6	7	8	9	AB	R	H	RBI	BB	SO	LOB	TOP					
Lute Barnes, R OBP: 0.291, SLG: 0.319 (1, 4)	F8		K		F7		5-3		6-3	5	0	0	0	0	1	3						
Jim Fregosi, R OBP: 0.311, SLG: 0.344 Wayne Garrett, L OBP: 0.374, SLG: 0.315 (1, 5) (9, 5)	K		K			E6 G3 WP				3	1	0	0	1	2	2						
Tommy Agee, R OBP: 0.317, SLG: 0.374 (1, 8)	K						G3	F8		4	0	1	0	0	1	2						
Cleon Jones, R OBP: 0.305, SLG: 0.331 (1, 7)		6-3			FC6-4					3	1	0	0	1	1	2						
Jim Beauchamp, R OBP: 0.282, SLG: 0.375 Ed Kranepool, L OBP: 0.336, SLG: 0.394 (1, 3) (9, 3)	K				FC6-4					4	1	1	2	0	1	1						
Duffy Dyer, R OBP: 0.296, SLG: 0.375 (1, 2)	F9				K					4	0	1	0	0	1	1						
Don Hahn, R OBP: 0.244, SLG: 0.162 (1, 9)						P6				4	0	1	0	0	2	1						
Ted Martinez, R OBP: 0.254, SLG: 0.279 (1, 6)									L5	3	0	2	0	1	0	0						
Jon Matlack, L OBP: 0.227, SLG: 0.141 Tug McGraw, R OBP: 0.182, SLG: 0.100 (1, 1) (9, 1)										4	0	0	0	0	4	5						
<b>Inning Stats</b>	R: 0 E: 0 K: 2 S: 7	H: 0 LOB: 0 BB: 0 P: 7	R: 0 E: 0 K: 1 S: 5	H: 0 LOB: 0 BB: 0 P: 5	R: 0 E: 0 K: 3 S: 11	H: 2 LOB: 2 BB: 0 P: 11	R: 0 E: 0 K: 1 S: 6	H: 1 LOB: 1 BB: 0 P: 6	R: 0 E: 0 K: 1 S: 6	H: 1 LOB: 1 BB: 0 P: 6	R: 3 E: 2 K: 2 S: 10	H: 2 LOB: 2 BB: 2 P: 18	R: 0 E: 0 K: 1 S: 5	H: 0 LOB: 1 BB: 1 P: 9	R: 0 E: 0 K: 1 S: 5	H: 0 LOB: 0 BB: 0 P: 5	R: 0 E: 0 K: 1 S: 5	H: 0 LOB: 0 BB: 0 P: 5	1B: 4 2B: 1 3B: 0 HR: 1	SF: 0 SAC: 0 DP: 0 HBP: 0	WP: 1 PB: 0 SB: 0 CS: 0	PA: 37
<b>PITCHER</b>	IP	WLS	BF	H	R	ER	SO	BB	IBB	HBP	BLK	WP	HR	S	P	ERA	WHIP					
Balor Moore, L ERA: 3.47 Mike Marshall, R ERA: 1.78 (1, 1) (9, 1)	8.0	L	34	6	3	2	12	2	1	0	0	1	1	55	67	2.25	1.000					

New York Mets @ Montreal Expos  
Jarry Park, Montreal, QB  
Wed Oct 04 1972, 7:05 PM EDT  
Att: 18,136 - Unknown

AB 34  
R 3  
H 6  
RBI 2  
BB 3  
SO 13  
LOB 17



Batter	1	2	3	4	5	6	7	8	9	AB	R	H	RBI	BB	SO	LOB	BOTTOM					
Ron Hunt, R OBP: 0.363, SLG: 0.298 (1, 4)	P8		F9							4	0	2	0	0	0	0						
Tim Foli, R OBP: 0.280, SLG: 0.281 (1, 6)	4-3		F7							3	0	0	0	0	0	1						
Bob Bailey, R OBP: 0.315, SLG: 0.368 Mike Marshall, R OBP: 0.208, SLG: 0.182 (1, 7) (9, 1)	K									4	1	1	0	0	1	3						
Hal Breeden, R OBP: 0.281, SLG: 0.356 (1, 3)		1-3								4	0	1	0	0	1	1						
Ron Woods, R OBP: 0.321, SLG: 0.425 (1, 8)										4	0	2	0	0	1	1						
Coco Laboy, R OBP: 0.320, SLG: 0.420 Boots Day, L OBP: 0.288, SLG: 0.272 (1, 5) (9, FR)										4	0	2	0	0	1	0						
Pepe Mangual, R OBP: 0.333, SLG: 0.273 Ken Singleton, S OBP: 0.363, SLG: 0.410 (1, 9) (9, PH)										3	0	1	0	0	2	2						
John Boccabella, R OBP: 0.259, SLG: 0.290 (1, 2)										4	0	0	0	0	1	5						
Balor Moore, L OBP: 0.190, SLG: 0.164 Clyde Mashore, R OBP: 0.278, SLG: 0.330 (1, 1) (8, PH) (9, 7)										2	0	0	0	0	1	0						
<b>Inning Stats</b>	R: 0 E: 0 K: 1 S: 5	H: 0 LOB: 0 BB: 0 P: 5	R: 0 E: 0 K: 2 S: 9	H: 2 LOB: 2 BB: 0 P: 9	R: 0 E: 0 K: 0 S: 3	H: 0 LOB: 0 BB: 0 P: 3	R: 1 E: 0 K: 1 S: 6	H: 2 LOB: 0 BB: 0 P: 6	R: 0 E: 0 K: 2 S: 7	H: 0 LOB: 0 BB: 0 P: 7	R: 0 E: 0 K: 0 S: 4	H: 1 LOB: 1 BB: 0 P: 4	R: 0 E: 0 K: 1 S: 6	H: 1 LOB: 1 BB: 0 P: 6	R: 0 E: 0 K: 1 S: 5	H: 1 LOB: 2 BB: 0 P: 6	R: 0 E: 0 K: 2 S: 9	H: 2 LOB: 2 BB: 0 P: 9	1B: 9 2B: 0 3B: 0 HR: 0	SF: 0 SAC: 0 DP: 2 HBP: 1	WP: 0 PB: 0 SB: 0 CS: 0	PA: 35
<b>PITCHER</b>	IP	WLS	BF	H	R	ER	SO	BB	IBB	HBP	BLK	WP	HR	S	P	ERA	WHIP					
Jon Matlack, L ERA: 2.32 Tug McGraw, L ERA: 1.7 (1, 1) (9, 1)	0.2	S	3	1	0	0	1	0	0	0	0	0	0	5	5	0.00	1.500					

New York Mets @ Montreal Expos  
Jarry Park, Montreal, QB  
Wed Oct 04 1972, 7:05 PM EDT  
Att: 18,136 - Unknown

AB 34  
R 1  
H 9  
RBI 0  
BB 0  
SO 10  
LOB 15

