

**New York Mets - 1973**

| Batter   | 1   | 2   | 3   | 4   | 5   | 6   | 7   | 8   | 9   | AB R H RBI BB SO LOB   | TOP  |
|--|---|---|---|---|---|---|---|---|---|--|--|
| Larry Bowa, S (1, 6)<br>OBP: 0.250, SLG: 0.250   | 0-0<br>F6   |   | 0-0<br>L8   |   |   | 0-0<br>1B   |   | 0-0<br>5-3  |   | 4 0 1 0 0 0 1  |  |
| Del Unser, L (1, 8)  | 0-0<br>1-3  |   |   | 0-3<br>K  |   | 0-0<br>L8   |   | 4-0<br>BB   |   | 3 0 0 0 1 1 1  |  |
| Willie Montanez, L (1, 9)<br>OBP: 0.667, SLG: 0.500<br>Deron Johnson, R (8, PH)<br>Bill Wilson, R (8, 1) | 4-0<br>BB   |   |   | 0-0<br>CS<br>1B   |   | 0-0<br>L9   |   | 0-0<br>F5   |   | 2 0 1 0 1 0 1<br>1 0 0 0 0 0 2<br>0 0 0 0 0 0 0                        |  |
| Tom Hutton, L (1, 3)<br>OBP: 0.333, SLG: 0.333<br>Mike Anderson, R (9, PH)                               | 0-0<br>G3   |   |   | 0-0<br>F9<br>1-2  |   |   | 0-0<br>1B   |   | 0-0<br>5-3  | 3 0 1 0 0 0 2<br>1 0 0 0 0 0 0   |  |
| Greg Luzinski, R (1, 7)  |   | 0-0<br>5-3  |   |   | 0-3<br>K  |   | 0-3<br>K  |   | 0-3<br>K  | 4 0 0 0 0 3 1  |  |
| Jose Pagan, R (1, 5)<br>OBP: 0.250, SLG: 0.500   |   | 0-3<br>K  |   |   | 0-0<br>2B   |   | 0-0<br>F8   |   | 0-0<br>F7   | 4 0 1 0 0 1 1  |  |
| Mike Ryan, R (1, 2)  |   | 0-0<br>F3   |   |   | 0-3<br>K  |   | 0-3<br>K  |   |   | 3 0 0 0 0 2 2  |  |
| Denny Doyle, L (1, 4)  |   |   | 0-3<br>K  |   | 0-3<br>K  |   |   | 0-0<br>4-3  |   | 3 0 0 0 0 2 1  |  |
| Steve Carlton, L (1, 1)<br>Bill Robinson, R (8, PH)<br>OBP: 1.000, SLG: 2.000                            |   |   | 0-0<br>6-3  |   |   | 0-0<br>F2   |   | 0-0<br>2B   |   | 2 0 0 0 0 0 0<br>1 0 1 0 0 0 0   |  |
| <b>Inning Stats</b>  | R: 0<br>E: 0<br>K: 0<br>S: 3<br>H: 0<br>LOB: 1<br>BB: 1<br>P: 7 | R: 0<br>E: 0<br>K: 1<br>S: 5<br>H: 0<br>LOB: 0<br>BB: 0<br>P: 5 | R: 0<br>E: 0<br>K: 1<br>S: 5<br>H: 0<br>LOB: 0<br>BB: 0<br>P: 5 | R: 0<br>E: 0<br>K: 1<br>S: 5<br>H: 1<br>LOB: 0<br>BB: 0<br>P: 5 | R: 0<br>E: 0<br>K: 3<br>S: 10<br>H: 1<br>LOB: 1<br>BB: 0<br>P: 10 | R: 0<br>E: 0<br>K: 0<br>S: 4<br>H: 1<br>LOB: 1<br>BB: 0<br>P: 4 | R: 0<br>E: 0<br>K: 2<br>S: 8<br>H: 1<br>LOB: 1<br>BB: 0<br>P: 8 | R: 0<br>E: 0<br>K: 0<br>S: 4<br>H: 1<br>LOB: 2<br>BB: 1<br>P: 8 | R: 0<br>E: 0<br>K: 1<br>S: 5<br>H: 0<br>LOB: 0<br>BB: 0<br>P: 5 | 1B: 3<br>2B: 2<br>3B: 0<br>HR: 0<br>SF: 0<br>SAC: 0<br>DP: 0<br>HBP: 0 | WP: 0<br>PB: 0<br>SB: 0<br>CS: 1<br>PA: 33 |
| <b>PITCHER</b>   | IP WLS BF H R ER SO BB IBB HBP BLK WP HR S P ERA WHIP           |   |   |   |   |   |   |   |   |  |  |
| Tom Seaver, R (1, 1)<br>ERA:   | 7.2 W 29 5 0 0 8 2 0 0 0 0 0 0 43 51 0.00 0.913                 |   |   |   |   |   |   |   |   |  |  |
| Tug McGraw, L (8, 1)<br>ERA:   | 1.1 S 4 0 0 0 1 0 0 0 0 0 0 0 6 6 0.00 0.000                    |   |   |   |   |   |   |   |   |  |  |

Philadelphia Phillies @ New York Mets  
Shea Stadium, Flushing, NY  
Fri Apr 06 1973, 3:33 AM EST  
Att. 27,326 - Unknown

livebaseballscorecards.com

|     |    |
|-----|----|
| AB  | 31 |
| R   | 0  |
| H   | 5  |
| RBI | 0  |
| BB  | 2  |
| SO  | 9  |
| LOB | 12 |



| Batter | 1 | 2 | 3 | 4 | 5 | 6 | 7 | 8 | 9 | AB | R | H | RBI | BB | SO | LOB |
|--------|---|---|---|---|---|---|---|---|---|----|---|---|-----|----|----|-----|
|--------|---|---|---|---|---|---|---|---|---|----|---|---|-----|----|----|-----|

|   |                       |             |             |                    |                       |              |              |              |  |   |   |   |   |   |   |   |
|---|-----------------------|-------------|-------------|--------------------|-----------------------|--------------|--------------|--------------|--|---|---|---|---|---|---|---|
| Bud Harrelson, S<br>(1, 6)<br>BBB                   | 4-0<br>G4-3<br>BB     |             | x 0-0<br>L4 |                    | x 0-0<br>L4           |              |              | x 0-0<br>6-3 |  | 3 | 0 | 0 | 0 | 1 | 0 | 1 |
| Felix Millan, R<br>(1, 4)<br>OBP: 0.250, SLG: 0.500 | x 0-0<br>G4-3<br>1-2f |             |             | x 0-0<br>HR<br>2B  |                       | x 0-0<br>6-3 |              | x 0-0<br>5-3 |  | 4 | 1 | 1 | 0 | 0 | 0 | 1 |
| Willie Mays, R<br>(1, 8)                            | x 0-0<br>P3           |             |             | x 0-0<br>F8        |                       | x 0-0<br>P3  |              |              |  | 3 | 0 | 0 | 0 | 0 | 0 | 1 |
| Rusty Staub, L<br>(1, 9)                            |                       | x 0-0<br>F2 |             | x 0-3<br>K         |                       | x 0-0<br>L8  |              |              |  | 3 | 0 | 0 | 0 | 0 | 1 | 1 |
| Cleon Jones, R<br>(1, 7)<br>OBP: 1.000, SLG: 3.000  |                       | x 0-0<br>1B |             | x 0-0<br>HR<br>2-H |                       | x 0-0<br>HR  |              |              |  | 3 | 2 | 3 | 3 | 0 | 0 | 0 |
| John Milner, L<br>(1, 3)                            |                       | x 0-0<br>F8 |             | x 0-0<br>F7        |                       | x 0-0<br>F8  |              |              |  | 3 | 0 | 0 | 0 | 0 | 0 | 1 |
| Jim Fregosi, R<br>(1, 5)<br>OBP: 0.333, SLG: 0.333  |                       | x 0-0<br>P4 |             |                    | x 0-0<br>SH2-4<br>1B  |              | x 0-3<br>K   |              |  | 3 | 0 | 1 | 0 | 0 | 1 | 1 |
| Duffy Dyer, R<br>(1, 2)                             |                       |             | x 0-0<br>P5 |                    | x 0-0<br>F8           |              | x 0-0<br>5-3 |              |  | 3 | 0 | 0 | 0 | 0 | 0 | 1 |
| Tom Seaver, R<br>(1, 1)                             |                       |             | x 0-3<br>K  |                    | x 0-0<br>SH2-4<br>1-2 |              |              |              |  | 1 | 0 | 0 | 0 | 0 | 1 | 0 |
| Tug McGraw, R<br>(8, 1)                             |                       |             |             |                    |                       |              |              | x 0-0<br>1-3 |  | 1 | 0 | 0 | 0 | 0 | 0 | 0 |

| Inning Stats | R: 0 | H: 0 | E: 0 | K: 0 | S: 2 | LOB: 0 | BB: 1 | P: 6 | R: 0 | H: 1 | E: 0 | K: 0 | S: 4 | LOB: 1 | BB: 0 | P: 4 | R: 0 | H: 0 | E: 0 | K: 1 | S: 5 | LOB: 0 | BB: 0 | P: 5 | R: 2 | H: 2 | E: 0 | K: 1 | S: 7 | LOB: 0 | BB: 0 | P: 7 | R: 0 | H: 1 | E: 0 | K: 0 | S: 4 | LOB: 1 | BB: 0 | P: 4 | R: 0 | H: 0 | E: 0 | K: 0 | S: 3 | LOB: 0 | BB: 0 | P: 3 | R: 1 | H: 1 | E: 0 | K: 1 | S: 6 | LOB: 0 | BB: 0 | P: 6 | R: 0 | H: 0 | E: 0 | K: 0 | S: 3 | LOB: 0 | BB: 0 | P: 3 |
|--------------|------|------|------|------|------|--------|-------|------|------|------|------|------|------|--------|-------|------|------|------|------|------|------|--------|-------|------|------|------|------|------|------|--------|-------|------|------|------|------|------|------|--------|-------|------|------|------|------|------|------|--------|-------|------|------|------|------|------|------|--------|-------|------|------|------|------|------|------|--------|-------|------|
|--------------|------|------|------|------|------|--------|-------|------|------|------|------|------|------|--------|-------|------|------|------|------|------|------|--------|-------|------|------|------|------|------|------|--------|-------|------|------|------|------|------|------|--------|-------|------|------|------|------|------|------|--------|-------|------|------|------|------|------|------|--------|-------|------|------|------|------|------|------|--------|-------|------|

| PITCHER                       | IP     | WLS | BF | H  | R | ER | SO | BB | IBB | HBP | BLK | WP | HR | S  | P  | ERA  | WHIP  |
|-------------------------------|--------|-----|----|----|---|----|----|----|-----|-----|-----|----|----|----|----|------|-------|
| Steve Carlton, L<br>ERA: 3.86 | (1, 1) | 7.0 | L  | 26 | 5 | 3  | 3  | 3  | 1   | 0   | 0   | 0  | 2  | 31 | 35 | 3.86 | 0.857 |
| Bill Wilson, R<br>ERA:        | (8, 1) | 1.0 |    | 3  | 0 | 0  | 0  | 0  | 0   | 0   | 0   | 0  | 0  | 3  | 3  | 0.00 | 0.000 |

**BOTTOM**

**Philadelphia Phillies @ New York Mets**  
 Shea Stadium, Flushing, NY  
 Fri Apr 06 1973, 3:33 AM EST  
 Att. 27,326 - Unknown

|     |    |
|-----|----|
| AB  | 27 |
| R   | 3  |
| H   | 5  |
| RBI | 3  |
| BB  | 1  |
| SO  | 3  |
| LOB | 7  |



| WP | PA | ERA | WHIP |
|----|----|-----|------|
| 0  | 29 |     |      |

| Batter  | 1   | 2   | 3   | 4   | 5   | 6   | 7   | 8   | 9  | AB R H RBI BB SO LOB                                       | TOP                                     |
|---|---|---|---|---|---|---|---|---|--|--|---|
| Larry Bowa, S<br>OBP: 0.125, SLG: 0.125 (1, 6) X        | 0-0<br>6-3  |   | 0-0<br>F3   |   | 0-0<br>F9   |   |   | 0-0<br>6-3  |  | 4 0 0 0 0 0 1  |   |
| Bill Robinson, R<br>OBP: 0.800, SLG: 1.750 (1, 8) B B B | 4-0<br>1B BB  |   | 0-0<br>1B   |   |   | 0-0<br>HR   |   | 0-0<br>6-3  |  | 3 2 2 1 1 0 0  |   |
| Willie Montanez, L<br>OBP: 0.571, SLG: 0.400 (1, 9) X   | 0-0<br>1B   |   | 0-0<br>1-3  |   |   | 0-0<br>1-3  |   | 4-0<br>SH3-4 BB                                     |  | 3 0 1 1 1 0 1  |   |
| Deron Johnson, R (1, 3) X                               | 0-0<br>G6-4-3   |   |   | 0-0<br>F8   |   | 0-3<br>K  |   | 0-0<br>SH3-4  |  | 3 0 0 0 0 1 1  |   |
| Greg Luzinski, R (1, 7) X                               |   | 0-0<br>F6   |   | 0-0<br>F3   |   | 0-0<br>6-3  |   | 4-0<br>IBB  |  | 3 0 0 0 1 0 0  |   |
| Jose Pagan, R<br>OBP: 0.125, SLG: 0.250 (1, 5) S S S    |   | 0-3<br>K  |   | 0-0<br>5-3  |   |   | 0-0<br>1-3  |   | 0-0<br>F9  | 4 0 0 0 0 1 2  |   |
| Bob Boone, R<br>OBP: 0.500, SLG: 0.333 (1, 2) B B B B   |   | 4-0<br>BB   |   |   | 0-0<br>F8   |   | 0-0<br>F4 1B  |   | 0-0<br>F3  | 3 0 1 0 1 0 2  |   |
| Terry Harmon, R (1, 4) X                                |   | 0-0<br>F8   |   |   | 0-0<br>F8   |   | 0-0<br>F4   |   |  | 3 0 0 0 0 0 2  |   |
| Jim Lonborg, R (1, 1)                                   |   |   | 0-0<br>5-3  |   |   | 4-0<br>BB   |   | 0-0<br>6-3  |  | 1 0 0 0 1 0 0  |   |
| Bill Wilson, R (7, 1)                                   |   |   |   |   |   |   |   |   |  | 0 0 0 0 0 0 0  |   |
| Mike Anderson, R (8, PH)                                |   |   |   |   |   |   |   |   |  | 1 0 0 0 0 0 0  |   |
| Dick Selma, R (8, 1)                                    |   |   |   |   |   |   |   |   |  | 0 0 0 0 0 0 0  |   |
| <b>Inning Stats</b>                                     | R: 1 H: 1<br>E: 0 LOB: 0<br>K: 0 BB: 1<br>S: 3 P: 7   | R: 0 H: 0<br>E: 0 LOB: 1<br>K: 1 BB: 1<br>S: 5 P: 9 | R: 0 H: 1<br>E: 0 LOB: 1<br>K: 0 BB: 0<br>S: 4 P: 4 | R: 0 H: 0<br>E: 0 LOB: 0<br>K: 0 BB: 0<br>S: 3 P: 3 | R: 0 H: 0<br>E: 0 LOB: 1<br>K: 0 BB: 1<br>S: 3 P: 7 | R: 1 H: 1<br>E: 0 LOB: 0<br>K: 1 BB: 0<br>S: 6 P: 6 | R: 0 H: 1<br>E: 0 LOB: 0<br>K: 0 BB: 0<br>S: 3 P: 3 | R: 0 H: 0<br>E: 0 LOB: 0<br>K: 0 BB: 0<br>S: 3 P: 3 | R: 0 H: 0<br>E: 0 LOB: 2<br>K: 0 BB: 2<br>S: 3 P: 11 | 1B: 3 SF: 0<br>2B: 0 SAC: 1<br>3B: 0 DP: 1<br>HR: 1 HBP: 0 | WP: 0 PA: 34<br>PB: 0<br>SB: 1<br>CS: 0 |
| <b>PITCHER</b><br>Jon Matlack, L (1, 1)<br>ERA: 2.0     | IP WLS BF H R ER SO BB IBB HBP BLK WP HR S P ERA WHIP |   |   |   |   |   |   |   |  |  |   |
|   | 9.0 W 34 4 2 2 2 4 1 0 0 0 1 33 53 2.00 0.889         |   |   |   |   |   |   |   |  |  |   |
| <b>PITCHER</b>  | IP WLS BF H R ER SO BB IBB HBP BLK WP HR S P ERA WHIP |   |   |   |   |   |   |   |  |  |   |

Philadelphia Phillies @ New York Mets  
Shea Stadium, Flushing, NY  
Sat Apr 07 1973, 3:33 AM EST  
Att. 18,738 - Unknown

livebaseballscorecards.com

|     |    |
|-----|----|
| AB  | 28 |
| R   | 2  |
| H   | 4  |
| RBI | 2  |
| BB  | 5  |
| SO  | 2  |
| LOB | 9  |



BOTTOM

Philadelphia Phillies @ New York Mets  
Shea Stadium, Flushing, NY

livebaseballscorecards.com

|     |    |
|-----|----|
| AB  | 31 |
| R   | 3  |
| H   | 9  |
| RBI | 3  |
| BB  | 6  |
| SO  | 4  |
| LOB | 19 |



|     |   |     |    |
|-----|---|-----|----|
| WP: | 0 | PA: | 39 |
| PB: | 0 |     |    |
| SB: | 1 |     |    |
| CS: | 1 |     |    |

Sat Apr 07 1973, 3:33 AM EST  
Att. 18,738 - Unknown

AB R H RBI BB SO LOB

|   |   |   |   |   |   |   |
|---|---|---|---|---|---|---|
| 4 | 0 | 1 | 0 | 1 | 2 | 4 |
| 5 | 0 | 1 | 0 | 0 | 1 | 3 |
| 5 | 0 | 1 | 1 | 0 | 0 | 4 |
| 3 | 1 | 1 | 0 | 1 | 0 | 1 |
| 4 | 0 | 1 | 1 | 0 | 0 | 3 |
| 3 | 1 | 2 | 1 | 1 | 0 | 0 |
| 4 | 0 | 2 | 0 | 0 | 0 | 3 |
| 3 | 0 | 0 | 0 | 0 | 1 | 1 |
| 0 | 0 | 0 | 0 | 2 | 0 | 0 |
| 0 | 0 | 0 | 0 | 1 | 0 | 0 |
| 0 | 1 | 0 | 0 | 0 | 0 | 0 |

| Batter   | 1               | 2         | 3                      | 4                   | 5          | 6                | 7                                   | 8         | 9                 |
|--|-----------------|-----------|------------------------|---------------------|------------|------------------|-------------------------------------|-----------|-------------------|
| Bud Harrelson, S<br>OBP: 0.333, SLG: 0.143<br>(1, 6)                 | 4-0<br>S<br>BB  | 0-3<br>K  |                        | 0-0<br>1-3<br>2-3   |            |                  | 0-0<br>G5-2-3<br>1-2<br>1B          |           | 0-3<br>K          |
| Felix Millan, R<br>OBP: 0.222, SLG: 0.333<br>(1, 4)                  | 0-3<br>K<br>1-2 |           | 0-0<br>L8              | 0-0<br>6-3          |            |                  | 0-0<br>G5-2-3<br>1-2<br>2-3<br>1B   |           | 0-0<br>4-3<br>1-2 |
| Willie Mays, R<br>OBP: 0.125, SLG: 0.125<br>(1, 8)                   | 0-0<br>F8       |           | 0-0<br>L9              |                     | 0-0<br>F2  |                  | 0-0<br>G5-2-3<br>1-2<br>2-3<br>3-Hf |           | 0-0<br>2-H<br>1B  |
| Rusty Staub, L<br>OBP: 0.286, SLG: 0.333<br>(1, 9)                   | 0-0<br>F8       |           | 0-0<br>1B<br>2B        |                     | 0-0<br>F3  |                  | 0-0<br>FC6<br>IBB                   |           |                   |
| Cleon Jones, R<br>OBP: 0.571, SLG: 1.429<br>(1, 7)                   |                 | 0-0<br>F4 | 0-0<br>BB<br>1B<br>2-H |                     | 0-0<br>1-3 |                  | 0-0<br>FC6<br>1-2f                  |           |                   |
| John Milner, L<br>OBP: 0.429, SLG: 0.833<br>(1, 3)                   |                 | 0-0<br>HR | 4-0<br>BB              |                     |            | 0-0<br>CS<br>1B  |                                     | 0-0<br>L8 |                   |
| Jim Fregosi, R<br>OBP: 0.429, SLG: 0.571<br>(1, 5)                   |                 | 0-0<br>2B | 0-0<br>F7              |                     |            | 0-0<br>F4<br>1-2 |                                     | 0-0<br>1B |                   |
| Duffy Dyer, R<br>(1, 2)  |                 | 0-0<br>F8 |                        | 1-0<br>SH1-4<br>HBP |            | 0-0<br>F8        |                                     | 0-3<br>K  |                   |
| Jon Mattack, L<br>Ed Kranepool, L (9, PH)<br>Ted Martinez, R (9, PR) |                 | 4-0<br>BB |                        | 0-0<br>SH1-4<br>1-2 |            |                  | 4-0<br>1B<br>G5-2-3<br>1B<br>BB     |           | 4-0<br>BB<br>1B   |

| Inning Stats | R: 0 | H: 0 | E: 0 | K: 1 | S: 5 | H: 0 | LOB: 1 | BB: 1 | P: 9 | R: 1 | H: 2 | E: 0 | K: 1 | S: 7 | H: 2 | LOB: 2 | BB: 1 | P: 11 | R: 1 | H: 2 | E: 0 | K: 0 | S: 5 | H: 0 | LOB: 1 | BB: 0 | P: 4 | R: 0 | H: 0 | E: 0 | K: 0 | S: 3 | H: 1 | LOB: 0 | BB: 0 | P: 3 | R: 0 | H: 2 | E: 0 | K: 0 | S: 4 | H: 1 | LOB: 3 | BB: 2 | P: 12 | R: 0 | H: 1 | E: 0 | K: 1 | S: 5 | H: 1 | LOB: 0 | BB: 0 | P: 5 | R: 1 | H: 1 | E: 0 | K: 1 | S: 5 | H: 1 | LOB: 1 | BB: 1 | P: 9 | 1B: 6 | SF: 0 | 2B: 2 | SAC: 1 | 3B: 0 | DP: 1 | HR: 1 | HBP: 1 | WP: 0 | PA: 39 |
|--------------|------|------|------|------|------|------|--------|-------|------|------|------|------|------|------|------|--------|-------|-------|------|------|------|------|------|------|--------|-------|------|------|------|------|------|------|------|--------|-------|------|------|------|------|------|------|------|--------|-------|-------|------|------|------|------|------|------|--------|-------|------|------|------|------|------|------|------|--------|-------|------|-------|-------|-------|--------|-------|-------|-------|--------|-------|--------|
|--------------|------|------|------|------|------|------|--------|-------|------|------|------|------|------|------|------|--------|-------|-------|------|------|------|------|------|------|--------|-------|------|------|------|------|------|------|------|--------|-------|------|------|------|------|------|------|------|--------|-------|-------|------|------|------|------|------|------|--------|-------|------|------|------|------|------|------|------|--------|-------|------|-------|-------|-------|--------|-------|-------|-------|--------|-------|--------|

| PITCHER                              | IP  | WLS | BF | H | R | ER | SO | BB | IBB | HBP | BLK | WP | HR | S  | P  | ERA  | WHIP  |
|--------------------------------------|-----|-----|----|---|---|----|----|----|-----|-----|-----|----|----|----|----|------|-------|
| Jim Lonborg, R<br>ERA: 3.0<br>(1, 1) | 6.0 |     | 29 | 7 | 2 | 2  | 2  | 4  | 0   | 1   | 0   | 0  | 1  | 28 | 45 | 3.00 | 1.833 |
| Bill Wilson, R<br>ERA:<br>(7, 1)     | 1.0 |     | 3  | 0 | 0 | 0  | 0  | 0  | 1   | 0   | 0   | 0  | 0  | 2  | 6  | 0.00 | 0.000 |
| Dick Selma, R<br>ERA: 5.4<br>(8, 1)  | 1.2 | L   | 7  | 2 | 1 | 1  | 2  | 1  | 0   | 0   | 0   | 0  | 0  | 10 | 14 | 5.40 | 1.800 |

| Batter  | 1   | 2   | 3   | 4   | 5   | 6   | 7   | 8   | 9   | AB R H RBI BB SO LOB   | TOP  |                |   |
|---|---|---|---|---|---|---|---|---|---|--|--|----------------|---|
| Bud Harrelson, S<br>OBP: 0.385, SLG: 0.273 (1, 6) | 0-0<br>1B<br>1B<br>1B   |   | 0-0<br>4-3  |   | 0-0<br>4-3  |   | 0-0<br>BB<br>1B   |   |   | 4 0 2 0 0 0 1  |  |                |   |
| Felix Millan, R<br>OBP: 0.385, SLG: 0.583 (1, 4)  | 0-0<br>1B<br>1-2<br>WP<br>1B                                    |   | 0-0<br>5-3  |   | 0-0<br>PB<br>3B   |   | 4-0<br>1-2<br>BB  |   |   | 3 2 2 1 1 0 0  |  |                |   |
| John Milner, L<br>OBP: 0.545, SLG: 1.111 (1, 3)   | 0-0<br>WP<br>1-3<br>2-H<br>1B                                   |   | 0-0<br>HR   |   | 4-0<br>BB   |   | 0-3<br>K  |   |   | 3 2 2 1 1 1 2  |  |                |   |
| Rusty Staub, L<br>OBP: 0.273, SLG: 0.300 (1, 9)   | 0-0<br>2-H<br>3-H<br>1B   |   | 0-0<br>F9   |   | 0-0<br>F5   |   | 0-0<br>F5   |   |   | 4 0 1 1 0 0 1  |  |                |   |
| Cleon Jones, R<br>OBP: 0.364, SLG: 0.909 (1, 7)   | 0-3<br>K  |   |   | 0-0<br>P6   |   | 0-3<br>K  |   | 0-3<br>K  |   | 4 0 0 0 0 3 1  |  |                |   |
| Jim Fregosi, R<br>OBP: 0.364, SLG: 0.400 (1, 5)   | 0-0<br>F7   |   |   | 4-0<br>BB<br>G3-6-3   |   | 0-3<br>K  |   | 0-3<br>K  |   | 3 0 0 0 1 2 1  |  |                |   |
| Rich Chiles, L (1, 8)                             |   | 0-0<br>F7   |   | 0-0<br>G3-6-3<br>1-2f   |   | 0-0<br>F8   |   | 0-0<br>P5   |   | 4 0 0 0 0 0 1  |  |                |   |
| Duffy Dyer, R<br>OBP: 0.182, SLG: 0.100 (1, 2)    |   | 0-0<br>F8   |   |   | 0-0<br>4-3<br>SH1-4<br>3B<br>1B                                 |   | 0-3<br>K  |   | 0-0<br>F8   | 4 1 1 0 0 1 0  |  |                |   |
| Jerry Koosman, R (1, 1)                           |   | 0-0<br>6-3  |   |   | 0-0<br>SH1-4  |   | 0-3<br>K  |   | 0-0<br>4-3  | 2 0 0 0 0 1 0  |  |                |   |
| Tug McGraw, R (8, 1)                              |   |   |   |   | 1-2   |   |   |   |   | 1 0 0 0 0 0 0  |  |                |   |
| Phil Hennigan, R (9, 1)                           |   |   |   |   |   |   |   |   |   | 0 0 0 0 0 0 0  |  |                |   |
| <b>Inning Stats</b>                               | R: 2<br>E: 0<br>K: 1<br>S: 8<br>H: 4<br>LOB: 1<br>BB: 0<br>P: 8 | R: 0<br>E: 0<br>K: 0<br>S: 3<br>H: 0<br>LOB: 0<br>BB: 0<br>P: 3 | R: 1<br>E: 0<br>K: 0<br>S: 4<br>H: 1<br>LOB: 0<br>BB: 1<br>P: 4 | R: 0<br>E: 0<br>K: 0<br>S: 2<br>H: 0<br>LOB: 0<br>BB: 1<br>P: 6 | R: 2<br>E: 0<br>K: 0<br>S: 5<br>H: 2<br>LOB: 1<br>BB: 1<br>P: 9 | R: 0<br>E: 0<br>K: 2<br>S: 7<br>H: 0<br>LOB: 0<br>BB: 0<br>P: 7 | R: 0<br>E: 0<br>K: 3<br>S: 10<br>H: 1<br>LOB: 2<br>BB: 1<br>P: 14 | R: 0<br>E: 0<br>K: 2<br>S: 7<br>H: 0<br>LOB: 0<br>BB: 0<br>P: 7 | R: 0<br>E: 0<br>K: 0<br>S: 3<br>H: 0<br>LOB: 0<br>BB: 0<br>P: 3 | 1B: 6<br>2B: 0<br>3B: 1<br>HR: 1<br>SF: 0<br>SAC: 1<br>DP: 1<br>HBP: 0 | WP: 1<br>PB: 1<br>SB: 0<br>CS: 0<br>PA: 36 |                |   |
| <b>PITCHER</b>                                    | IP WLS BF H R ER SO BB IBB HBP BLK WP HR S P ERA WHIP           |   |   |   |   |   |   |   |   |  |  | <b>PITCHER</b> | IP WLS BF H R ER SO BB IBB HBP BLK WP HR S P ERA WHIP |
| Reggie Cleveland, R (1, 1)<br>ERA: 7.71           | 4.2 L 20 7 5 4 1 1 0 0 0 1 1 21 25 7.71 1.714                   |   |   |   |   |   |   |   |   |  |  |                |   |
| John Andrews, L (5, 1)<br>ERA:                    | 0.1 2 0 0 0 0 1 0 0 0 0 0 1 5 0.00 3.000                        |   |   |   |   |   |   |   |   |  |  |                |   |
| Alan Foster, R (6, 1)<br>ERA: 2.25                | 2.0 8 1 0 0 5 1 0 0 0 0 0 17 21 0.00 1.000                      |   |   |   |   |   |   |   |   |  |  |                |   |
| Diego Segui, R (8, 1)<br>ERA: 3.38                | 2.0 6 0 0 0 2 0 0 0 0 0 0 10 10 0.00 0.000                      |   |   |   |   |   |   |   |   |  |  |                |   |

**New York Mets @ St. Louis Cardinals**  
 Busch Stadium, St. Louis, MO  
 Wed Apr 11 1973, 3:33 AM CST  
 Att: 12,290 - Unknown

livebaseballscorecards.com

|            |    |
|------------|----|
| <b>AB</b>  | 32 |
| <b>R</b>   | 5  |
| <b>H</b>   | 8  |
| <b>RBI</b> | 3  |
| <b>BB</b>  | 3  |
| <b>SO</b>  | 8  |
| <b>LOB</b> | 7  |



BOTTOM

New York Mets @ St. Louis Cardinals  
Busch Stadium, St. Louis, MO  
Wed Apr 11 1973, 3:33 AM CST  
Att. 12,290 - Unknown

AB 35  
R 4  
H 10  
RBI 3  
BB 4  
SO 5  
LOB 22



WP: 0 PA: 39  
PB: 0  
SB: 0  
CS: 1

AB R H RBI BB SO LOB

|   |   |   |   |   |   |   |
|---|---|---|---|---|---|---|
| 5 | 0 | 1 | 0 | 0 | 0 | 4 |
| 4 | 0 | 1 | 1 | 1 | 0 | 1 |
| 3 | 1 | 0 | 0 | 1 | 2 | 2 |
| 1 | 0 | 0 | 0 | 0 | 0 | 2 |
| 4 | 1 | 3 | 0 | 0 | 1 | 0 |
| 3 | 0 | 1 | 1 | 1 | 0 | 3 |
| 4 | 0 | 1 | 1 | 0 | 0 | 4 |
| 4 | 1 | 3 | 0 | 0 | 0 | 2 |
| 4 | 1 | 0 | 0 | 0 | 1 | 2 |
| 1 | 0 | 0 | 0 | 0 | 0 | 1 |
| 0 | 0 | 0 | 0 | 0 | 0 | 0 |
| 1 | 0 | 0 | 0 | 0 | 0 | 1 |
| 0 | 0 | 0 | 0 | 0 | 0 | 0 |
| 0 | 0 | 0 | 0 | 0 | 0 | 0 |
| 0 | 0 | 0 | 0 | 1 | 0 | 0 |
| 0 | 0 | 0 | 0 | 0 | 0 | 0 |
| 0 | 0 | 0 | 0 | 1 | 0 | 0 |

| Batter   | 1                          | 2                     | 3                               | 4                       | 5         | 6                           | 7          | 8                           | 9                                   |
|--|----------------------------|-----------------------|---------------------------------|-------------------------|-----------|-----------------------------|------------|-----------------------------|-------------------------------------|
| Lou Brock, L<br>OBP: 0.421, SLG: 0.389 (1, 7)  | 0-0<br>FC5-4<br>1B         |                       | 0-0<br>G4-6-3<br>1-2f           |                         | 0-0<br>F7 |                             | 0-0<br>4-3 |                             | 0-0<br>FC4-6<br>1B<br>1-2f<br>2-3   |
| Ted Sizemore, R<br>OBP: 0.286, SLG: 0.231 (1, 4)   | 0-0<br>FC5-4<br>CS<br>1-2f |                       |                                 | 0-0<br>5-3              |           | 0-0<br>F9                   |            | 4-0<br>FC6-4<br>1B<br>BB    | 0-0<br>1B<br>1-2<br>3-H             |
| Luis Melendez, R<br>Bernie Carbo, L (9, PH)<br>OBP: 0.250, SLG: 0.182 (1, 9)   | 0-0<br>F8<br>1-2           |                       |                                 | 0-3<br>K                |           | 4-0<br>1B<br>FC5-4<br>BB    |            | 0-3<br>K                    | 0-0<br>F8                           |
| Joe Torre, R<br>OBP: 0.563, SLG: 0.786 (1, 3)  |                            | 0-3<br>K              |                                 | 0-0<br>1B<br>2B<br>1B   |           | 0-0<br>FC5-4<br>1B<br>1-3   |            | 0-0<br>FC6-4<br>1B<br>1-2   |                                     |
| Ted Simmons, S<br>OBP: 0.188, SLG: 0.071 (1, 2)  |                            | 4-0<br>G5-4-3<br>BB   |                                 | 0-0<br>2B<br>1B<br>1-3  |           | 0-0<br>FC5-4<br>1-2f<br>3-H |            | 0-0<br>FC6-4<br>1-2f<br>2-3 |                                     |
| Ken Reitz, R<br>OBP: 0.250, SLG: 0.214 (1, 5)  |                            | 0-0<br>G5-4-3<br>1-2f |                                 | 0-0<br>2B<br>1-3<br>3-H |           | 0-0<br>F8                   |            | 0-0<br>F9                   |                                     |
| Jose Cruz, L<br>OBP: 0.438, SLG: 0.643 (1, 8)  |                            |                       | 0-0<br>E<br>3B                  |                         | 0-0<br>F8 |                             |            |                             | 0-0<br>FC4-6<br>1B                  |
| Ray Busse, R<br>OBP: 0.067, SLG: 0.133 (1, 6)  |                            |                       | 0-0<br>E5<br>FC1-5-6<br>3-H     |                         | 0-0<br>L5 |                             | 0-3<br>K   |                             | 0-0<br>FC4-6<br>FC4-6<br>1B<br>1-2f |
| Reggie Cleveland, R<br>John Andrews, L<br>Bill Stein, R<br>Alan Foster, R<br>Dwain Anderson, R<br>Diego Segui, R<br>Tim McCarver, L<br>OBP: 1.000, SLG: 1.000 (1, 1) |                            |                       | 0-0<br>FC1-5-6<br>G4-6-3<br>2-3 |                         | 0-3<br>K  |                             | 0-0<br>1-3 |                             | 4-0<br>FC4-6<br>1B<br>1-2<br>BB     |

| Inning Stats | R: 0 H: 1 E: 0 K: 0 S: 3 | R: 0 H: 0 E: 0 K: 1 S: 4 | R: 1 H: 1 E: 1 K: 0 S: 4 | R: 1 H: 3 E: 0 K: 1 S: 8 | R: 0 H: 0 E: 0 K: 1 S: 5 | R: 1 H: 1 E: 0 K: 0 S: 4 | R: 0 H: 1 E: 0 K: 1 S: 6 | R: 0 H: 1 E: 0 K: 1 S: 6 | R: 1 H: 2 E: 0 K: 0 S: 5 |
|--------------|--------------------------|--------------------------|--------------------------|--------------------------|--------------------------|--------------------------|--------------------------|--------------------------|--------------------------|
|--------------|--------------------------|--------------------------|--------------------------|--------------------------|--------------------------|--------------------------|--------------------------|--------------------------|--------------------------|

| PITCHER                              | IP  | WLS | BF | H | R | ER | SO | BB | IBB | HBP | BLK | WP | HR | S  | P  | ERA  | WHIP  |
|--------------------------------------|-----|-----|----|---|---|----|----|----|-----|-----|-----|----|----|----|----|------|-------|
| Jerry Koosman, L<br>ERA: 2.57 (1, 1) | 7.0 | W   | 28 | 7 | 3 | 2  | 4  | 2  | 0   | 0   | 0   | 0  | 0  | 34 | 42 | 2.57 | 1.286 |
| Tug McGraw, L<br>ERA: 3.0 (8, 1)     | 1.2 |     | 10 | 3 | 1 | 1  | 1  | 2  | 0   | 0   | 0   | 0  | 0  | 10 | 18 | 5.40 | 3.000 |
| Phil Hennigan, R<br>ERA: (9, 1)      | 0.1 | S   | 1  | 0 | 0 | 0  | 0  | 0  | 0   | 0   | 0   | 0  | 0  | 1  | 1  | 0.00 | 0.000 |

| PITCHER | IP | WLS | BF | H | R | ER | SO | BB | IBB | HBP | BLK | WP | HR | S | P | ERA | WHIP |
|---------|----|-----|----|---|---|----|----|----|-----|-----|-----|----|----|---|---|-----|------|
|---------|----|-----|----|---|---|----|----|----|-----|-----|-----|----|----|---|---|-----|------|

| Batter   | 1  | 2   | 3   | 4   | 5   | 6   | 7   | 8   | 9   | AB R H RBI BB SO LOB   | TOP  |
|--|--|---|---|---|---|---|---|---|---|--|--|
| <b>Bud Harrelson, S</b> (1, 6)<br>OBP: 0.389, SLG: 0.375   | 0-0<br>SH<br>1B<br>2B  | 0-0<br>F8<br>1-2  |   |   | 0-0<br>FC6<br>1B  |   | 0-0<br>F8   |   | 0-0<br>5-3  | 5 1 2 0 0 0 1  |  |
| <b>Felix Millan, R</b> (1, 4)<br>OBP: 0.313, SLG: 0.467    | 0-0<br>SH<br>1B<br>2-3<br>SF7  |   | 0-0<br>4-3  |   | 0-0<br>FC6<br>1-2f  |   | 0-3<br>K  |   |   | 3 1 0 0 0 1 1  |  |
| <b>John Milner, L</b> (1, 3)<br>OBP: 0.467, SLG: 0.846     | 0-0<br>SF7<br>G3<br>1-3<br>1B  |   | 0-3<br>K  |   | 0-0<br>P5   |   |   | 0-0<br>4-3  |   | 4 0 1 1 0 1 1  |  |
| <b>Rusty Staub, L</b> (1, 9)<br>OBP: 0.267, SLG: 0.231     | 0-0<br>G3<br>1-2   |   | 4-0<br>FC4-6<br>BB  |   | 0-0<br>F8   |   |   | 0-0<br>E6<br>BB   |   | 3 0 0 0 1 0 3  |  |
| <b>Cleon Jones, R</b> (1, 7)<br>OBP: 0.333, SLG: 0.769     | 0-0<br>SF7<br>2-3<br>3-H   |   | 0-0<br>FC4-6<br>1-2f  |   | 0-0<br>2-3  |   |   | 4-0<br>1-2<br>BB  |   | 2 0 0 1 1 0 1  |  |
| <b>Wayne Garrett, L</b> (1, 5)<br>OBP: 0.250, SLG: 0.250   | 0-0<br>F7  |   | 0-0<br>4-3  |   | 0-0<br>1B   |   |   | 0-0<br>F8   |   | 4 0 1 0 0 0 3  |  |
| <b>Rich Chiles, L</b> (1, 8)<br>OBP: 0.125, SLG: 0.250     |  | 0-0<br>4-3  |   | 0-0<br>2B   |   | 0-0<br>F5   |   | 0-0<br>4-1  |   | 4 0 1 0 0 0 3  |  |
| <b>Duffy Dyer, R</b> (1, 2)<br>OBP: 0.133, SLG: 0.071      |  | 0-3<br>K  |   | 0-3<br>K  |   | 0-0<br>F2   |   | 0-3<br>K  |   | 4 0 0 0 0 3 2  |  |
| <b>Tom Seaver, R</b> (1, 1)<br>OBP: 0.250, SLG: 0.250      |  | 0-0<br>PB<br>1B   |   | 0-3<br>K  |   |   | 0-3<br>K  |   | 0-0<br>1-3  | 3 0 1 0 0 2 1  |  |
| <b>Phil Hennigan, R</b> (8, 1)                             |  |   |   |   |   |   |   |   |   | 1 0 0 0 0 0 0  |  |
| <b>Inning Stats</b>  | R: 2<br>E: 1<br>K: 0<br>S: 6<br>H: 2<br>LOB: 1<br>BB: 0<br>P: 6  | R: 0<br>E: 0<br>K: 1<br>S: 6<br>H: 1<br>LOB: 1<br>BB: 0<br>P: 6 | R: 0<br>E: 0<br>K: 1<br>S: 5<br>H: 0<br>LOB: 1<br>BB: 1<br>P: 9 | R: 0<br>E: 0<br>K: 2<br>S: 8<br>H: 1<br>LOB: 1<br>BB: 0<br>P: 8 | R: 0<br>E: 0<br>K: 0<br>S: 4<br>H: 1<br>LOB: 1<br>BB: 0<br>P: 4 | R: 0<br>E: 0<br>K: 0<br>S: 4<br>H: 1<br>LOB: 1<br>BB: 0<br>P: 4 | R: 0<br>E: 0<br>K: 2<br>S: 7<br>H: 0<br>LOB: 0<br>BB: 0<br>P: 7 | R: 0<br>E: 1<br>K: 0<br>S: 4<br>H: 0<br>LOB: 2<br>BB: 1<br>P: 8 | R: 0<br>E: 0<br>K: 1<br>S: 5<br>H: 0<br>LOB: 0<br>BB: 0<br>P: 5 | 1B: 4<br>2B: 2<br>3B: 0<br>HR: 0<br>SF: 1<br>SAC: 1<br>DP: 0<br>HBP: 0 | WP: 0<br>PB: 1<br>SB: 0<br>CS: 0<br>PA: 37 |
| <b>PITCHER</b><br><b>Bob Gibson, R</b> (1, 1)<br>ERA: 2.76 | IP: 9.0<br>WLS: L<br>BF: 37<br>H: 6<br>R: 2<br>ER: 1<br>SO: 7<br>BB: 2<br>IBB: 0<br>HBP: 0<br>BLK: 0<br>WP: 0<br>HR: 0<br>S: 49<br>P: 57<br>ERA: 1.00<br>WHIP: 0.889 |   |   |   |   |   |   |   |   |  |  |

**New York Mets @ St. Louis Cardinals**  
**Busch Stadium, St. Louis, MO**  
 Thu Apr 12 1973, 3:33 AM CST  
 Att. 6,356 - Unknown

[livebaseballscorecards.com](http://livebaseballscorecards.com)

|            |           |
|------------|-----------|
| <b>AB</b>  | <b>33</b> |
| <b>R</b>   | <b>2</b>  |
| <b>H</b>   | <b>6</b>  |
| <b>RBI</b> | <b>2</b>  |
| <b>BB</b>  | <b>2</b>  |
| <b>SO</b>  | <b>7</b>  |
| <b>LOB</b> | <b>16</b> |






| Batter  | 1          | 2          | 3          | 4                | 5          | 6          | 7                 | 8                | 9                   | AB | R | H | RBI | BB | SO | LOB |
|---|------------|------------|------------|------------------|------------|------------|-------------------|------------------|---------------------|----|---|---|-----|----|----|-----|
| Lou Brock, L<br>OBP: 0.348, SLG: 0.318 (1, 7)     | 0-0<br>6-3 |            | 0-0<br>1-3 |                  |            | 0-0<br>6-3 |                   | 0-0<br>F8        |                     | 4  | 0 | 0 | 0   | 0  | 0  | 1   |
| Ted Sizemore, R<br>OBP: 0.333, SLG: 0.313 (1, 4)  | 0-3<br>K   |            |            | 0-0<br>F8<br>2B  |            | 0-0<br>6-3 |                   | 4-0<br>1-2<br>BB |                     | 3  | 0 | 1 | 0   | 1  | 1  | 0   |
| Jose Cruz, L<br>OBP: 0.400, SLG: 0.722 (1, 8)     | 0-0<br>G3  |            |            | 0-0<br>F8<br>2-3 |            |            | 0-0<br>HR         | 0-0<br>P6        |                     | 4  | 1 | 1 | 1   | 0  | 0  | 3   |
| Joe Torre, R<br>OBP: 0.500, SLG: 0.667 (1, 3)     |            | 0-0<br>4-3 |            | 0-0<br>L4        |            |            | 0-3<br>K          |                  | 0-0<br>G6-3<br>1B   | 4  | 0 | 1 | 0   | 0  | 1  | 1   |
| Ted Simmons, S<br>OBP: 0.250, SLG: 0.176 (1, 2)   |            | 4-0<br>BB  |            | 0-0<br>F8        |            |            | 0-0<br>5-3<br>2B  |                  | 0-0<br>G6-3<br>1-2f | 3  | 0 | 1 | 0   | 1  | 0  | 2   |
| Ken Reitz, R<br>OBP: 0.200, SLG: 0.167 (1, 5)     |            |            | 0-0<br>F9  |                  | 0-0<br>5-3 |            | 0-0<br>5-3<br>2-3 |                  | 0-0<br>F8           | 4  | 0 | 0 | 0   | 0  | 0  | 2   |
| Bernie Carbo, L<br>OBP: 0.200, SLG: 0.143 (1, 9)  |            |            | 0-3<br>K   |                  | 0-3<br>K   |            | 0-0<br>F7         |                  |                     | 3  | 0 | 0 | 0   | 0  | 2  | 2   |
| Ray Busse, R<br>OBP: 0.059, SLG: 0.118 (1, 6)     |            |            | 0-3<br>K   |                  | 0-0<br>6-3 |            |                   | 0-0<br>BB<br>1B  |                     | 2  | 0 | 0 | 0   | 0  | 1  | 0   |
| Tim McCarver, L<br>OBP: 1.000, SLG: 1.000 (8, PH) |            |            |            |                  |            |            |                   |                  |                     | 1  | 0 | 1 | 0   | 0  | 0  | 0   |
| Mike Tyson, R<br>(9, 6)                           |            |            |            |                  |            |            |                   |                  |                     | 0  | 0 | 0 | 0   | 0  | 0  | 0   |
| Bob Gibson, R<br>(1, 1)                           |            |            | 0-0<br>F3  |                  |            | 0-3<br>K   |                   |                  |                     | 3  | 0 | 0 | 0   | 0  | 2  | 1   |

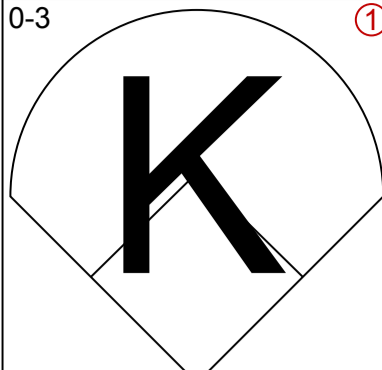
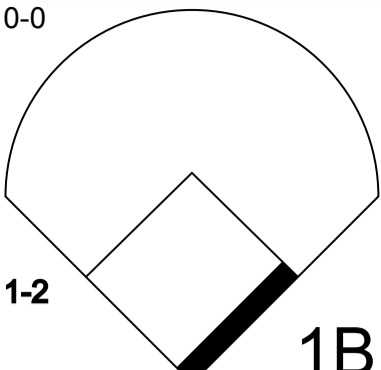
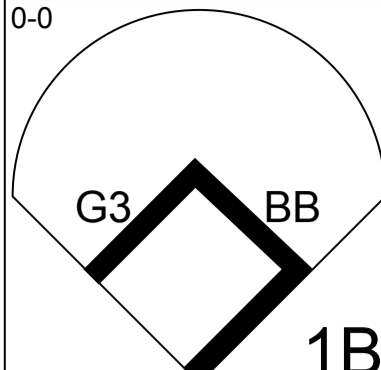
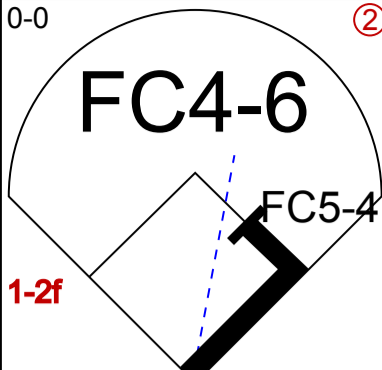
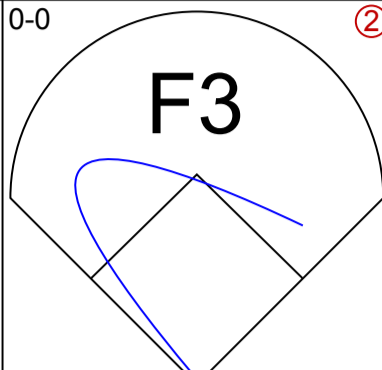
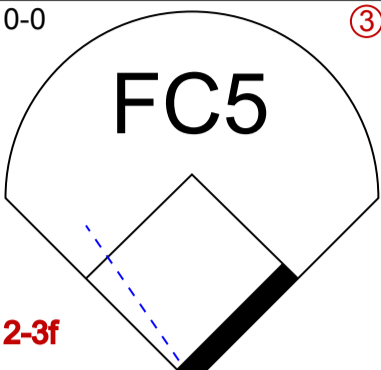
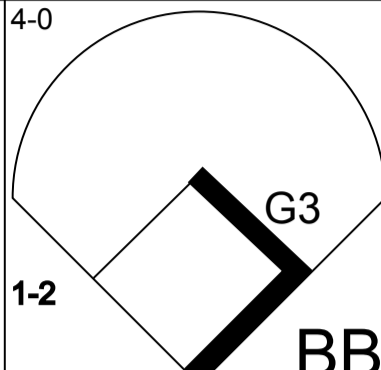
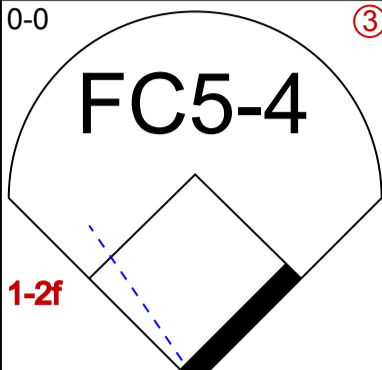
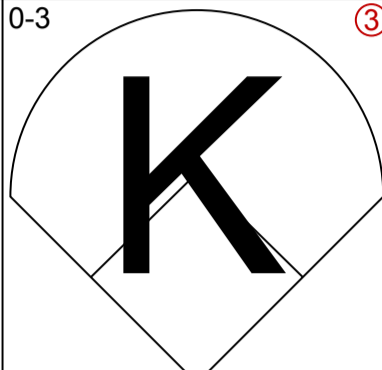
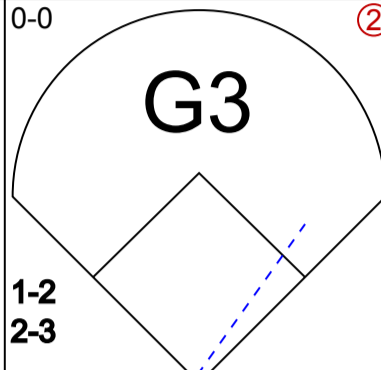
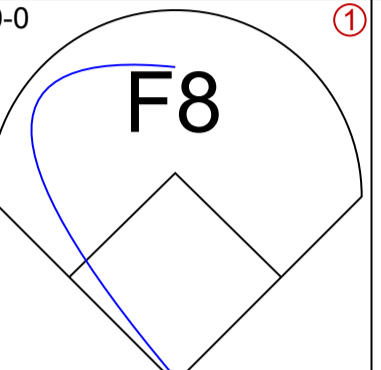
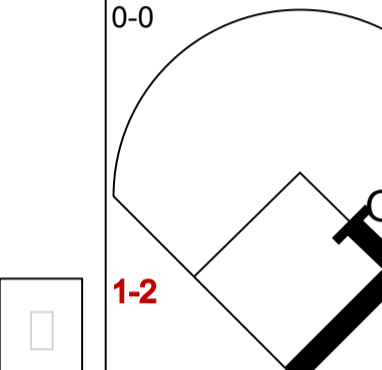
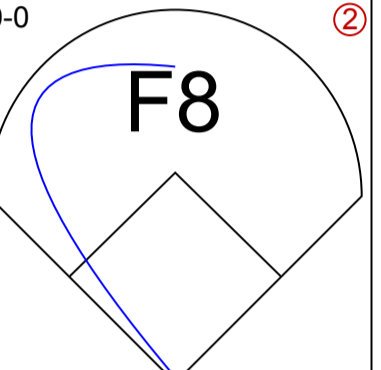
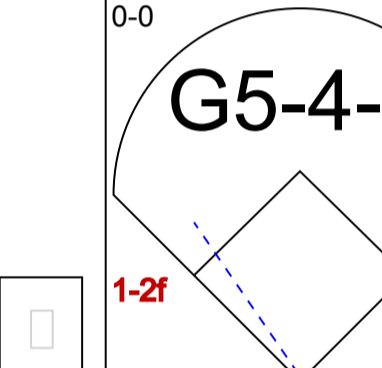
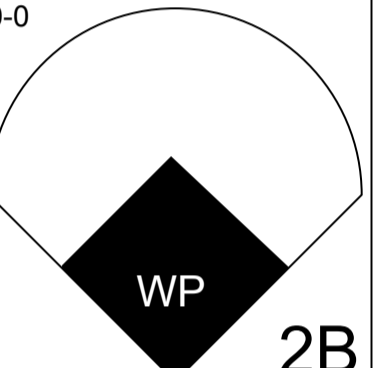
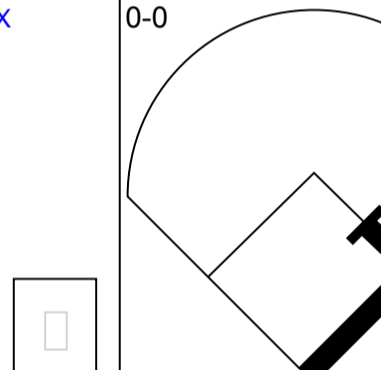
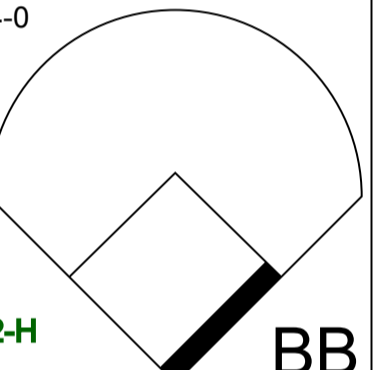
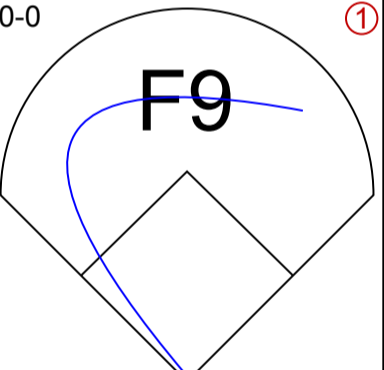
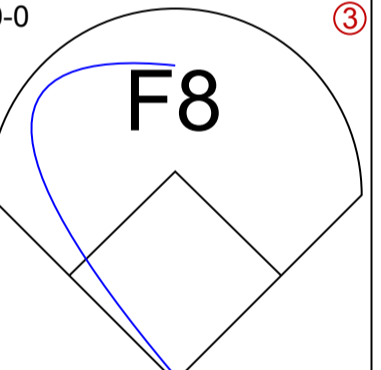
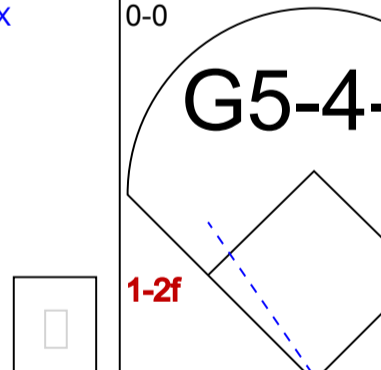
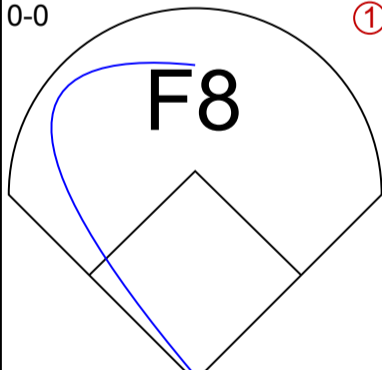
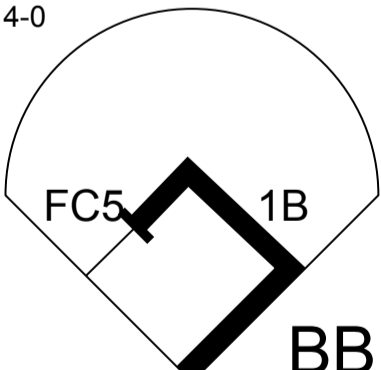
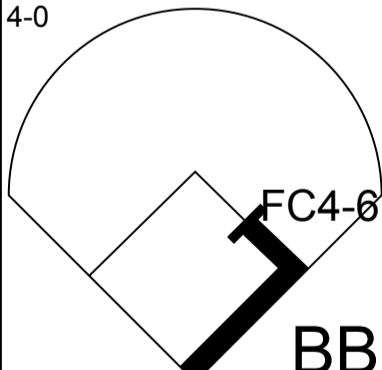
| Inning Stats                      | R: 0 | H: 0 | E: 0 | K: 1 | S: 5 | R: 0 | H: 0 | E: 0 | K: 1 | S: 5 | R: 0 | H: 0 | E: 0 | K: 1 | S: 5 | R: 0 | H: 0  | E: 0 | K: 1 | S: 5 | R: 1 | H: 2 | E: 0 | K: 1 | S: 7 | R: 0 | H: 1 | E: 0 | K: 1 | S: 6 | R: 0 | H: 1 | E: 0 | K: 0 | S: 3 | 1B: 2   | 2B: 2 | 3B: 0 | HR: 1 | SF: 0 | SAC: 0 | DP: 1 | HBP: 0 | WP: 0 | PA: 33 |     |     |    |    |   |   |     |      |  |  |  |  |  |  |  |  |  |
|-----------------------------------|------|------|------|------|------|------|------|------|------|------|------|------|------|------|------|------|-------|------|------|------|------|------|------|------|------|------|------|------|------|------|------|------|------|------|------|---------|-------|-------|-------|-------|--------|-------|--------|-------|--------|-----|-----|----|----|---|---|-----|------|--|--|--|--|--|--|--|--|--|
| PITCHER                           | IP   | WLS  | BF   | H    | R    | ER   | SO   | BB   | IBB  | HBP  | BLK  | WP   | HR   | S    | P    | ERA  | WHIP  |      |      |      |      |      |      |      |      |      |      |      |      |      |      |      |      |      |      | PITCHER | IP    | WLS   | BF    | H     | R      | ER    | SO     | BB    | IBB    | HBP | BLK | WP | HR | S | P | ERA | WHIP |  |  |  |  |  |  |  |  |  |
| Tom Seaver, R<br>ERA: 0.59 (1, 1) | 7.2  | W    | 29   | 4    | 1    | 1    | 7    | 2    | 0    | 0    | 0    | 0    | 0    | 41   | 49   | 1.17 | 0.783 |      |      |      |      |      |      |      |      |      |      |      |      |      |      |      |      |      |      |         |       |       |       |       |        |       |        |       |        |     |     |    |    |   |   |     |      |  |  |  |  |  |  |  |  |  |
| Phil Hennigan, R<br>ERA: (8, 1)   | 1.1  | S    | 4    | 1    | 0    | 0    | 0    | 0    | 0    | 0    | 0    | 0    | 0    | 4    | 4    | 0.00 | 0.750 |      |      |      |      |      |      |      |      |      |      |      |      |      |      |      |      |      |      |         |       |       |       |       |        |       |        |       |        |     |     |    |    |   |   |     |      |  |  |  |  |  |  |  |  |  |

**BOTTOM**

**New York Mets @ St. Louis Cardinals**  
 Busch Stadium, St. Louis, MO  
 Thu Apr 12 1973, 3:33 AM CST  
 Att. 6,356 - Unknown

|            |           |
|------------|-----------|
| <b>AB</b>  | <b>31</b> |
| <b>R</b>   | <b>1</b>  |
| <b>H</b>   | <b>5</b>  |
| <b>RBI</b> | <b>1</b>  |
| <b>BB</b>  | <b>2</b>  |
| <b>SO</b>  | <b>7</b>  |
| <b>LOB</b> | <b>12</b> |



| Batter  | 1  | 2   | 3   | 4   | 5   | 6  | 7   | 8  | 9   | AB R H RBI BB SO LOB   | TOP  |  |
|---|--|---|---|---|---|--|---|--|---|--|--|--|
| <b>Bud Harrelson, S</b> (1, 6)<br>OBP: 0.409, SLG: 0.400  | 0-3<br> |   | 0-0<br><br>1B          |   |   | 0-0<br><br>G3 BB<br>1B      |   | 0-0<br><br>FC4-6<br>FC5-4<br>1-2f |   | 4 0 2 0 0 1 1  |  |  |
| <b>Felix Millan, R</b> (1, 4)<br>OBP: 0.300, SLG: 0.389   | 0-0<br> |   | 0-0<br><br>FC5<br>2-3f |   |   | 4-0<br><br>G3 BB<br>1-2     |   | 0-0<br><br>FC5-4<br>1-2f          |   | 3 0 0 0 1 0 3  |  |  |
| <b>John Milner, L</b> (1, 3)<br>OBP: 0.421, SLG: 0.688  | 0-3<br> |   |   |   |   | 0-0<br><br>G3<br>1-2 2-3    |   |  | 0-0<br><br>F8            | 3 0 0 0 1 1 2  |  |  |
| <b>Rusty Staub, L</b> (1, 9)<br>OBP: 0.316, SLG: 0.250  |  |   |   |   |   | 0-0<br><br>1B                |   |  | 0-0<br><br>F8            | 3 0 1 0 1 0 2  |  |  |
| <b>Cleon Jones, R</b> (1, 7)<br>OBP: 0.316, SLG: 0.706  |  |   |   |   |   | 0-0<br><br>G5-4-3<br>1-2f    |   |  | 0-0<br><br>2B            | 4 1 1 0 0 0 2  |  |  |
| <b>Jim Fregosi, R</b> (1, 5)<br>OBP: 0.400, SLG: 0.385  |  |   |   |   |   | 0-0<br><br>G5-4-3<br>1B    |   |  | 4-0<br><br>2-H BB       | 3 0 1 0 1 1 0  |  |  |
| <b>Rich Chiles, L</b> (1, 8)<br>OBP: 0.083, SLG: 0.167  |  |   |   |   |   | 0-0<br><br>F9             |   |  | 0-0<br><br>F8          | 4 0 0 0 0 0 2  |  |  |
| <b>Duffy Dyer, R</b> (1, 2)<br>OBP: 0.111, SLG: 0.059   |  |   |   |   |   | 0-0<br><br>G5-4-3<br>1-2f |   |  | 0-0<br><br>F8          | 3 0 0 0 0 0 1  |  |  |
| <b>Jon Matlack, L</b> (1, 1)<br><b>George Stone, L</b> (5, 1)<br><b>Ken Boswell, L</b> (6, PH)<br><b>Ray Sadecki, L</b> (6, 1)<br><b>Ed Kranepool, L</b> (8, PH)<br><b>Tug McGraw, R</b> (8, 1) |  |   |   |   |   | 4-0<br><br>FC5 1B<br>BB     |   |  | 4-0<br><br>FC4-6<br>BB | 0 0 0 0 1 0 0<br>0 0 0 0 0 0 0<br>1 0 0 0 0 0 0<br>0 0 0 0 0 0 0<br>0 0 0 0 1 0 0<br>0 0 0 0 0 0 0 |  |  |
| <b>Inning Stats</b>   | R: 0<br>E: 0<br>K: 2<br>S: 7<br>H: 0<br>LOB: 0<br>BB: 0<br>P: 7                          | R: 0<br>E: 0<br>K: 1<br>S: 4<br>H: 0<br>LOB: 0<br>BB: 1<br>P: 8 | R: 0<br>E: 0<br>K: 0<br>S: 4<br>H: 1<br>LOB: 2<br>BB: 1<br>P: 8   | R: 0<br>E: 0<br>K: 0<br>S: 2<br>H: 1<br>LOB: 0<br>BB: 1<br>P: 6 | R: 0<br>E: 0<br>K: 0<br>S: 3<br>H: 1<br>LOB: 0<br>BB: 0<br>P: 3 | R: 0<br>E: 0<br>K: 0<br>S: 4<br>H: 1<br>LOB: 2<br>BB: 1<br>P: 8  | R: 0<br>E: 0<br>K: 0<br>S: 3<br>H: 0<br>LOB: 0<br>BB: 0<br>P: 3 | R: 0<br>E: 0<br>K: 0<br>S: 3<br>H: 0<br>LOB: 1<br>BB: 1<br>P: 7  | R: 1<br>E: 0<br>K: 0<br>S: 4<br>H: 1<br>LOB: 1<br>BB: 1<br>P: 8   | 1B: 4<br>2B: 1<br>3B: 0<br>HR: 0<br>SF: 0<br>SAC: 0<br>DP: 3<br>HBP: 0                             | WP: 2<br>PB: 0<br>SB: 0<br>CS: 0<br>PA: 34 |  |
| <b>PITCHER</b><br><b>Larry Christenson, R</b> (1, 1)<br>ERA: 1.0  | IP WLS BF H R ER SO BB IBB HBP BLK WP HR S P ERA WHIP                                    | 9.0 W 34 5 1 1 3 6 0 0 0 1 0 34 58 1.00 1.222                   |   |   |   |  |   |  |   |  |  |  |

**New York Mets @ Philadelphia Phillies**  
Veterans Stadium, Philadelphia, PA

AB 28  
R 1  
H 5  
RBI 0  
BB 6  
SO 3  
LOB 13



Fri Apr 13 1973, 6:05 PM EST  
Att. 7,127 - Unknown

livebaseballscorecards.com

| Batter  | 1      | 2       | 3      | 4           | 5       | 6     | 7 | 8      | 9 | AB | R | H | RBI | BB | SO | LOB |
|---|--------|---------|--------|-------------|---------|-------|---|--------|---|----|---|---|-----|----|----|-----|
| Larry Bowa, S<br>OBP: 0.348, SLG: 0.286 (1, 6)      | 0-0 L4 |         | 0-3 K  | 0-0 P4      |         |       |   | 0-0 1B |   | 5  | 0 | 2 | 1   | 0  | 1  | 4   |
| Cesar Tovar, R<br>OBP: 0.500, SLG: 0.444 (1, 5)     | 0-0 1B |         | 0-3 K  |             | 4-0 WP  | 0-3 K |   | 0-0 1B |   | 4  | 2 | 2 | 0   | 1  | 2  | 2   |
| Willie Montanez, L<br>OBP: 0.455, SLG: 0.526 (1, 9) | 0-0 CS |         |        | 0-0 FC6-4   | 4-0 HR  | 0-3 K |   | 0-0 F3 |   | 4  | 1 | 2 | 1   | 1  | 1  | 3   |
| Deron Johnson, R<br>OBP: 0.353, SLG: 0.462 (1, 3)   | 0-0 P6 |         |        | 0-0 F2      | 0-0 HR  |       |   |        |   | 4  | 1 | 1 | 3   | 0  | 1  | 2   |
| Greg Luzinski, R<br>OBP: 0.238, SLG: 0.263 (1, 7)   | 0-0 CS | 0-0 F7  |        | 0-0 FC6-4   | 0-0 4-3 |       |   | 0-3 K  |   | 4  | 1 | 0 | 0   | 0  | 1  | 1   |
| Mike Anderson, R<br>(8, 8)                          | 1-2    |         |        | 1-2 WP      |         |       |   | 0-3 K  |   | 0  | 0 | 0 | 0   | 0  | 0  | 0   |
| Bill Robinson, R<br>OBP: 0.313, SLG: 0.600 (1, 8)   |        | 0-0 6-3 |        | 0-0 WP      | 0-0 F8  |       |   | 0-0 F8 |   | 4  | 1 | 1 | 0   | 0  | 0  | 0   |
| Bob Boone, R<br>OBP: 0.385, SLG: 0.200 (1, 2)       |        | 0-0 5-3 |        | 1-3 1B      | 4-0 E5  |       |   |        |   | 3  | 0 | 0 | 0   | 1  | 0  | 0   |
| Terry Harmon, R<br>OBP: 0.455, SLG: 0.444 (1, 4)    |        |         | 0-0 1B | 2-3 3-H IBB | 0-0 L3  |       |   | 0-0 1B |   | 4  | 1 | 3 | 1   | 0  | 0  | 1   |
| Larry Christenson, R<br>(1, 1)                      |        |         | 0-3 K  | 1-2 2-3 BB  |         | 0-3 K |   | 0-3 K  |   | 3  | 0 | 0 | 0   | 1  | 3  | 2   |

| Inning Stats | R: 1 | H: 2 | E: 0 | K: 0 | S: 4 | LOB: 0 | BB: 0 | P: 4 | R: 0 | H: 0 | E: 0 | K: 0 | S: 3 | LOB: 0 | BB: 0 | P: 3 | R: 0 | H: 1 | E: 0 | K: 3 | S: 10 | LOB: 1 | BB: 0 | P: 10 | R: 2 | H: 3 | E: 0 | K: 0 | S: 6 | LOB: 3 | BB: 2 | P: 14 | R: 3 | H: 1 | E: 1 | K: 0 | S: 5 | LOB: 1 | BB: 2 | P: 13 | R: 0 | H: 1 | E: 0 | K: 3 | S: 10 | LOB: 1 | BB: 0 | P: 10 | R: 0 | H: 0 | E: 0 | K: 2 | S: 7 | LOB: 0 | BB: 0 | P: 7 | R: 1 | H: 3 | E: 0 | K: 1 | S: 8 | LOB: 2 | BB: 0 | P: 8 |
|--------------|------|------|------|------|------|--------|-------|------|------|------|------|------|------|--------|-------|------|------|------|------|------|-------|--------|-------|-------|------|------|------|------|------|--------|-------|-------|------|------|------|------|------|--------|-------|-------|------|------|------|------|-------|--------|-------|-------|------|------|------|------|------|--------|-------|------|------|------|------|------|------|--------|-------|------|
|--------------|------|------|------|------|------|--------|-------|------|------|------|------|------|------|--------|-------|------|------|------|------|------|-------|--------|-------|-------|------|------|------|------|------|--------|-------|-------|------|------|------|------|------|--------|-------|-------|------|------|------|------|-------|--------|-------|-------|------|------|------|------|------|--------|-------|------|------|------|------|------|------|--------|-------|------|

| PITCHER                            | IP  | WLS | BF | H | R | ER | SO | BB | IBB | HBP | BLK | WP | HR | S  | P  | ERA   | WHIP  |
|------------------------------------|-----|-----|----|---|---|----|----|----|-----|-----|-----|----|----|----|----|-------|-------|
| Jon Matlack, L<br>ERA: 5.54 (1, 1) | 4.0 | L   | 22 | 7 | 6 | 6  | 3  | 3  | 1   | 0   | 0   | 2  | 1  | 24 | 40 | 13.50 | 2.500 |
| George Stone, L<br>ERA: (5, 1)     | 1.0 |     | 4  | 0 | 0 | 0  | 0  | 0  | 0   | 0   | 0   | 0  | 0  | 4  | 4  | 0.00  | 0.000 |
| Ray Sadecki, L<br>ERA: (6, 1)      | 2.0 |     | 7  | 1 | 0 | 0  | 5  | 0  | 0   | 0   | 0   | 0  | 0  | 17 | 17 | 0.00  | 0.500 |
| Tug McGraw, L<br>ERA: 4.5 (8, 1)   | 1.0 |     | 6  | 3 | 1 | 1  | 1  | 0  | 0   | 0   | 0   | 1  | 0  | 8  | 8  | 9.00  | 3.000 |


**BOTTOM**

**New York Mets @ Philadelphia Phillies**  
**Veterans Stadium, Philadelphia, PA**

Fri Apr 13 1973, 6:05 PM EST  
 Att. 7,127 - Unknown

livebaseballscorecards.com

|            |           |
|------------|-----------|
| <b>AB</b>  | <b>35</b> |
| <b>R</b>   | <b>7</b>  |
| <b>H</b>   | <b>11</b> |
| <b>RBI</b> | <b>6</b>  |
| <b>BB</b>  | <b>4</b>  |
| <b>SO</b>  | <b>9</b>  |
| <b>LOB</b> | <b>15</b> |



|           |          |            |           |
|-----------|----------|------------|-----------|
| <b>WP</b> | <b>3</b> | <b>PA</b>  | <b>40</b> |
| <b>PB</b> | <b>0</b> | <b>SB</b>  | <b>0</b>  |
| <b>CS</b> | <b>1</b> | <b>DP</b>  | <b>0</b>  |
| <b>HR</b> | <b>1</b> | <b>HBP</b> | <b>0</b>  |

| Batter  | 1  | 2                                | 3                            | 4                               | 5                            | 6                               | 7                            | 8                               | 9                            | AB R H RBI BB SO LOB            | TOP                          |                                 |                              |                                 |                              |                                 |                                  |                                    |                                  |        |
|---|--|----------------------------------|------------------------------|---------------------------------|------------------------------|---------------------------------|------------------------------|---------------------------------|------------------------------|---------------------------------|------------------------------|---------------------------------|------------------------------|---------------------------------|------------------------------|---------------------------------|----------------------------------|------------------------------------|----------------------------------|--------|
| <b>Bud Harrelson, S</b> (1, 6)<br>OBP: 0.385, SLG: 0.348      | 4-0<br>BB  | 0-0<br>F8                        |                              |                                 | 0-0<br>F3                    |                                 |                              | 0-0<br>F2                       |                              | 3 0 0 0 1 0 1                   |                              |                                 |                              |                                 |                              |                                 |                                  |                                    |                                  |        |
| <b>Felix Millan, R</b> (1, 4)<br>OBP: 0.250, SLG: 0.318       | 0-0<br>F9  |                                  | 0-3<br>K                     |                                 |                              | 0-0<br>6-3                      |                              | 0-0<br>F6                       |                              | 4 0 0 0 0 1 1                   |                              |                                 |                              |                                 |                              |                                 |                                  |                                    |                                  |        |
| <b>Willie Mays, R</b> (1, 8)<br>OBP: 0.182, SLG: 0.100        | 0-3<br>K   |                                  | 0-0<br>F9                    |                                 |                              | 4-0<br>1B<br>FC5-4<br>BB        |                              | 0-3<br>K                        |                              | 2 1 0 0 1 1 1                   |                              |                                 |                              |                                 |                              |                                 |                                  |                                    |                                  |        |
| <b>George Theodore, R</b> (6, 8)                              |  |                                  |                              |                                 |                              |                                 |                              |                                 |                              | 1 0 0 0 0 1 0                   |                              |                                 |                              |                                 |                              |                                 |                                  |                                    |                                  |        |
| <b>Rusty Staub, L</b> (1, 9)<br>OBP: 0.304, SLG: 0.250        | 0-3<br>K   |                                  | 0-0<br>F2                    |                                 |                              | 0-0<br>FC5-4<br>1B              |                              |                                 | 0-0<br>F7                    | 4 0 1 0 0 1 1                   |                              |                                 |                              |                                 |                              |                                 |                                  |                                    |                                  |        |
| <b>Cleon Jones, R</b> (1, 7)<br>OBP: 0.304, SLG: 0.619        |  | 0-0<br>1B<br>2B<br>1B            |                              | 0-0<br>F7                       |                              | 0-0<br>FC5-4                    |                              | 0-0<br>6-3                      |                              | 4 1 1 1 0 0 1                   |                              |                                 |                              |                                 |                              |                                 |                                  |                                    |                                  |        |
| <b>John Milner, L</b> (1, 3)<br>OBP: 0.391, SLG: 0.600        |  | 0-0<br>1-2<br>2B<br>1B           |                              | 0-3<br>K                        |                              | 0-0<br>P4                       |                              | 0-0<br>2-3                      |                              | 4 1 1 0 0 1 1                   |                              |                                 |                              |                                 |                              |                                 |                                  |                                    |                                  |        |
| <b>Jim Fregosi, R</b> (1, 5)<br>OBP: 0.389, SLG: 0.438        |  | 0-0<br>CS<br>1-H<br>2-H<br>2B    |                              | 0-0<br>6-3                      |                              |                                 | 0-3<br>K                     |                                 |                              | 3 0 1 2 0 1 0                   |                              |                                 |                              |                                 |                              |                                 |                                  |                                    |                                  |        |
| <b>Duffy Dyer, R</b> (1, 2)<br>OBP: 0.085, SLG: 0.050         |  | 0-0<br>F9                        |                              |                                 | 0-0<br>6-3                   |                                 | 0-0<br>F8                    |                                 |                              | 3 0 0 0 0 0 1                   |                              |                                 |                              |                                 |                              |                                 |                                  |                                    |                                  |        |
| <b>Jim McAndrew, R</b> (1, 1)                                 |  | 4-0<br>BB                        |                              |                                 | 0-3<br>K                     |                                 | 0-0<br>3-1                   |                                 |                              | 1 0 0 0 1 1 0                   |                              |                                 |                              |                                 |                              |                                 |                                  |                                    |                                  |        |
| <b>Ray Sadecki, L</b> (6, 1)                                  |  |                                  |                              |                                 |                              |                                 |                              |                                 |                              | 1 0 0 0 0 0 0                   |                              |                                 |                              |                                 |                              |                                 |                                  |                                    |                                  |        |
| <b>Inning Stats</b>   | R: 0<br>E: 0<br>K: 2<br>S: 7   | H: 0<br>LOB: 1<br>BB: 1<br>P: 11 | R: 2<br>E: 0<br>K: 0<br>S: 5 | H: 3<br>LOB: 1<br>BB: 1<br>P: 9 | R: 0<br>E: 0<br>K: 1<br>S: 5 | H: 0<br>LOB: 0<br>BB: 0<br>P: 5 | R: 0<br>E: 0<br>K: 1<br>S: 5 | H: 0<br>LOB: 0<br>BB: 0<br>P: 5 | R: 1<br>E: 0<br>K: 0<br>S: 4 | H: 1<br>LOB: 1<br>BB: 1<br>P: 8 | R: 0<br>E: 0<br>K: 1<br>S: 5 | H: 0<br>LOB: 0<br>BB: 0<br>P: 5 | R: 0<br>E: 0<br>K: 0<br>S: 3 | H: 0<br>LOB: 0<br>BB: 0<br>P: 3 | R: 0<br>E: 0<br>K: 0<br>S: 3 | H: 0<br>LOB: 0<br>BB: 0<br>P: 3 | 1B: 3<br>2B: 1<br>3B: 0<br>HR: 0 | SF: 0<br>SAC: 0<br>DP: 0<br>HBP: 0 | WP: 0<br>PB: 0<br>SB: 0<br>CS: 1 | PA: 33 |
| <b>PITCHER</b><br><b>Steve Carlton, L</b> (1, 1)<br>ERA: 3.96 | IP: 9.0<br>WLS: W<br>BF: 33<br>H: 4<br>R: 3<br>ER: 3<br>SO: 7<br>BB: 3<br>IBB: 0<br>HBP: 0<br>BLK: 0<br>WP: 0<br>HR: 0<br>S: 44<br>P: 56<br>ERA: 3.00<br>WHIP: 0.778 |                                  |                              |                                 |                              |                                 |                              |                                 |                              |                                 |                              |                                 |                              |                                 |                              |                                 |                                  |                                    |                                  |        |

**New York Mets @ Philadelphia Phillies**  
**Veterans Stadium, Philadelphia, PA**  
 Sat Apr 14 1973, 6:05 PM EST  
 Att. 11,063 - Unknown

[livebaseballscorecards.com](http://livebaseballscorecards.com)

|            |           |
|------------|-----------|
| <b>AB</b>  | <b>30</b> |
| <b>R</b>   | <b>3</b>  |
| <b>H</b>   | <b>4</b>  |
| <b>RBI</b> | <b>3</b>  |
| <b>BB</b>  | <b>3</b>  |
| <b>SO</b>  | <b>7</b>  |
| <b>LOB</b> | <b>7</b>  |



| Batter  | 1      | 2       | 3              | 4          | 5             | 6              | 7      | 8             | 9 |
|---|--------|---------|----------------|------------|---------------|----------------|--------|---------------|---|
| Larry Bowa, S<br>OBP: 0.333, SLG: 0.292 (1, 6)            | 0-0 F8 |         | 0-0 1B 3B 1B   |            | 0-0 SF9       | 0-0 2-3        |        |               |   |
| Cesar Tovar, R<br>OBP: 0.500, SLG: 0.538 (1, 5)           | 0-0 2B |         | 0-0 1-2 3B 1B  |            | 0-0 3-H F8    |                | 0-0 L5 |               |   |
| Willie Montanez, L<br>OBP: 0.423, SLG: 0.565 (1, 9)       | 0-0 F8 |         | 0-0 1-H 2-H 3B |            | 0-0 P3        |                | 0-0 F8 |               |   |
| Deron Johnson, R<br>OBP: 0.333, SLG: 0.471 (1, 3)         | 0-3 K  |         | 0-0 F8         |            | 0-0 2B 2B     |                | 0-0 F7 |               |   |
| Greg Luzinski, R<br>OBP: 0.240, SLG: 0.261 (1, 7)         |        | 0-0 P6  |                | 0-3 K      |               | 0-0 F8         |        | 0-0 1-3 1B 1B |   |
| Del Unser, L<br>OBP: 0.444, SLG: 0.375 (1, 8)             |        | 0-0 P5  |                | 0-0 CS 1B  |               | 0-0 HR 2B      |        | 0-0 F7        |   |
| Bill Robinson, R<br>OBP: 0.353, SLG: 0.688 (6, PH)        |        |         |                |            |               |                |        |               |   |
| Terry Harmon, R<br>OBP: 0.417, SLG: 0.400 (7, 4)          |        |         |                |            |               |                |        |               |   |
| Bob Boone, R<br>OBP: 0.412, SLG: 0.231 (1, 2)             |        | 0-0 1-3 |                | 0-0 1-2 F8 |               | 4-0 HR IBB     |        | 0-0 1-3 1B    |   |
| Denny Doyle, L<br>OBP: 0.333, SLG: 0.286 (1, 4)           |        |         | 0-0 F7         |            | 0-0 1B SF9 2B | 0-0 1-H 2-H HR |        | 0-0 1-3       |   |
| Mike Anderson, R<br>OBP: 0.200, SLG: 0.800 (6, PH) (7, 8) |        |         |                |            | 0-0 2-3 1B    | 0-3 K          |        | 0-0 1-2 2-3   |   |
| Steve Carlton, L<br>OBP: 0.200, SLG: 0.200 (1, 1)         |        |         | 0-0 F3         |            |               |                |        | 0-0 4-3       |   |

| AB | R | H | RBI | BB | SO | LOB |
|----|---|---|-----|----|----|-----|
| 3  | 1 | 1 | 1   | 0  | 0  | 0   |
| 4  | 1 | 2 | 0   | 0  | 0  | 1   |
| 4  | 0 | 1 | 2   | 0  | 0  | 2   |
| 4  | 1 | 1 | 0   | 0  | 1  | 2   |
| 4  | 0 | 1 | 0   | 0  | 1  | 1   |
| 2  | 0 | 1 | 0   | 0  | 0  | 0   |
| 1  | 1 | 1 | 1   | 0  | 0  | 0   |
| 1  | 0 | 0 | 0   | 0  | 0  | 1   |
| 3  | 1 | 1 | 0   | 1  | 0  | 1   |
| 2  | 1 | 1 | 0   | 0  | 0  | 0   |
| 2  | 1 | 1 | 3   | 0  | 0  | 2   |
| 4  | 0 | 1 | 0   | 0  | 1  | 2   |

| AB | R | H  | RBI | BB | SO | LOB |
|----|---|----|-----|----|----|-----|
| 34 | 7 | 12 | 7   | 1  | 3  | 12  |

| Inning Stats |  | R: 0   | H: 1 | R: 0 | H: 0 | R: 2   | H: 3 | R: 0 | H: 1 | R: 1   | H: 2 | R: 4 | H: 3 | R: 0   | H: 0 | R: 0 | H: 2 |        |  |
|--------------|--|--------|------|------|------|--------|------|------|------|--------|------|------|------|--------|------|------|------|--------|--|
| E: 0         |  | LOB: 1 |      | E: 0 |      | LOB: 0 |      | E: 0 |      | LOB: 0 |      | E: 0 |      | LOB: 0 |      | E: 0 |      | LOB: 2 |  |
| K: 1         |  | BB: 0  |      | K: 0 |      | BB: 0  |      | K: 1 |      | BB: 0  |      | K: 1 |      | BB: 1  |      | K: 0 |      | BB: 0  |  |
| S: 6         |  | P: 6   |      | S: 3 |      | P: 3   |      | S: 5 |      | P: 5   |      | S: 8 |      | P: 12  |      | S: 3 |      | P: 5   |  |

| WP | HR | S  | P  | ERA   | WHIP  |
|----|----|----|----|-------|-------|
| 0  | 1  | 14 | 18 | 10.12 | 1.500 |

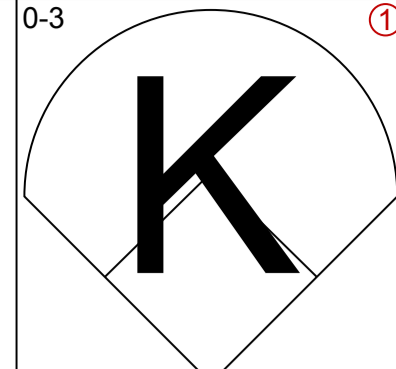
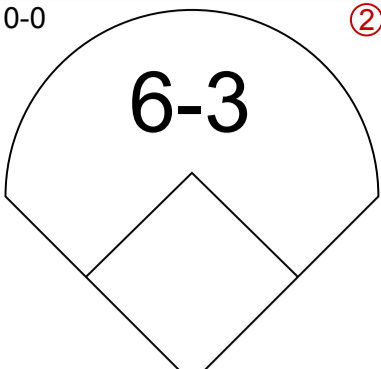
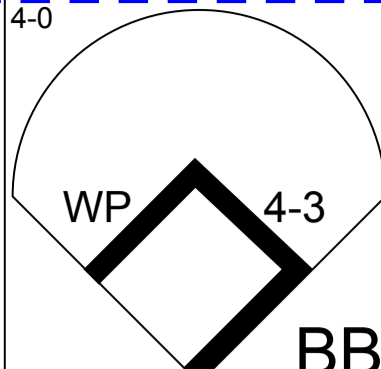
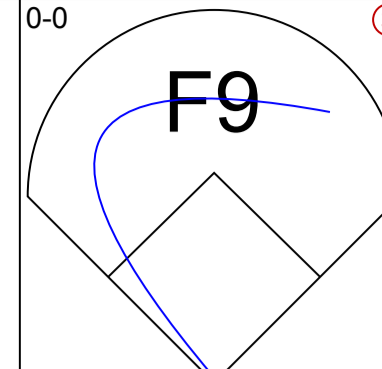
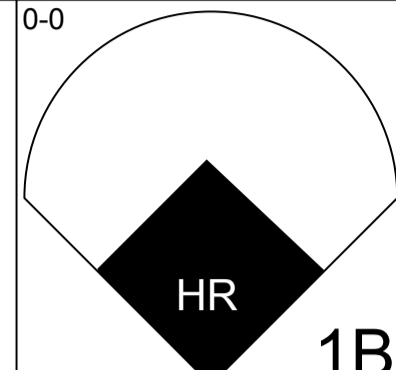
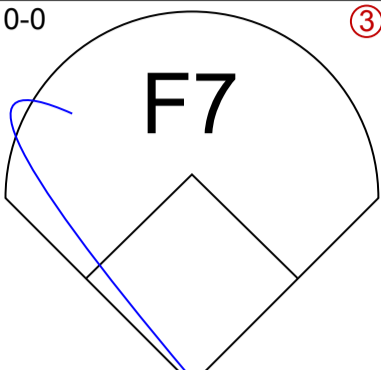
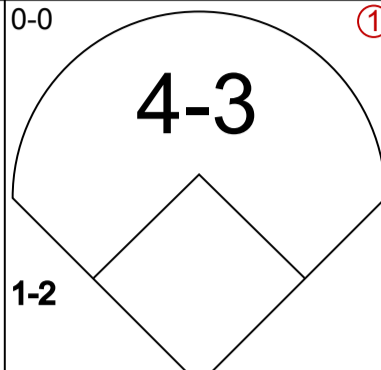
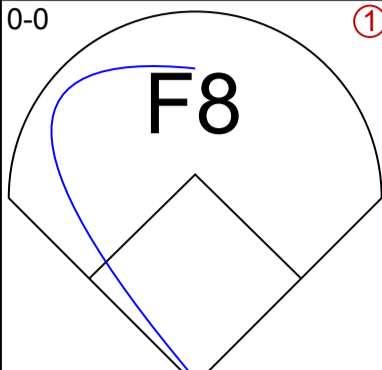
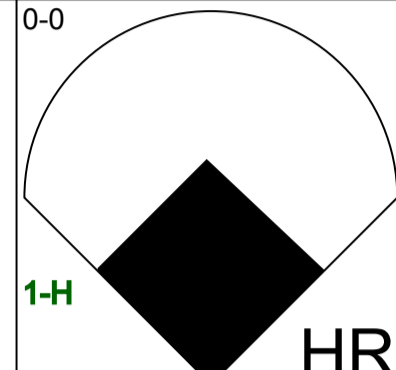
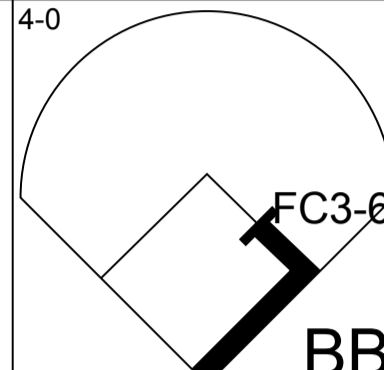
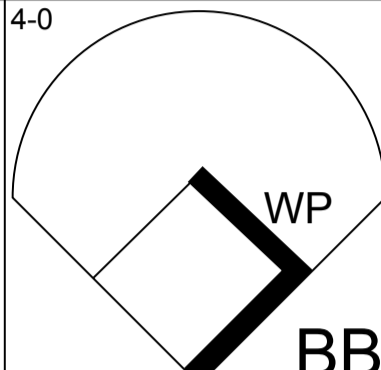
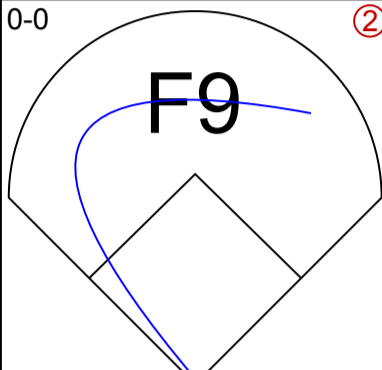
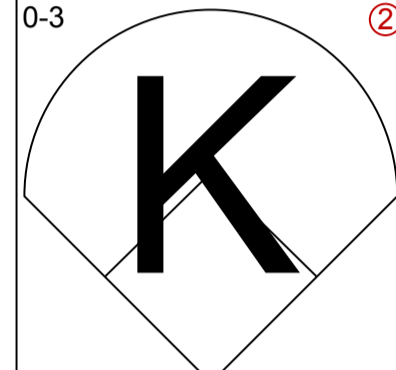
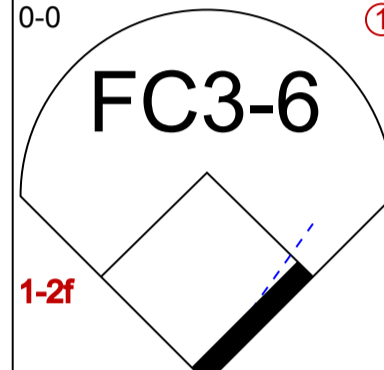
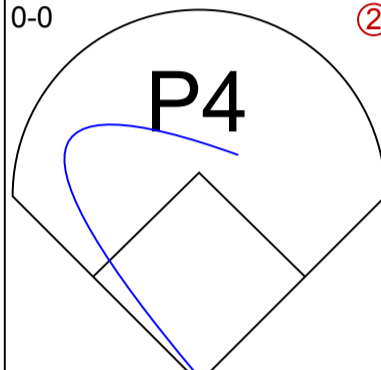
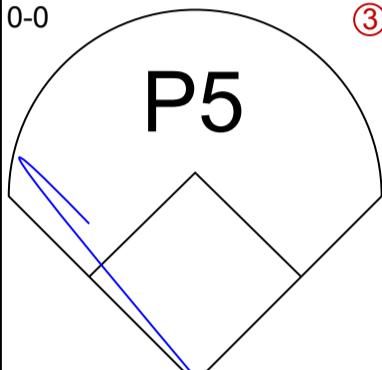
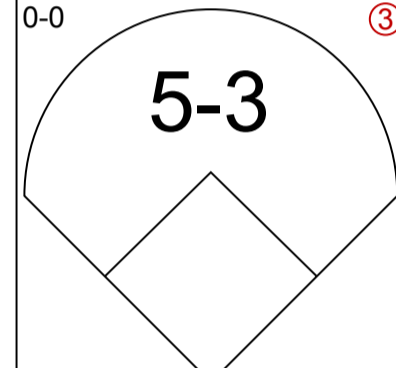
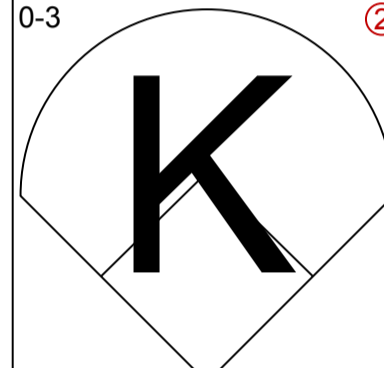
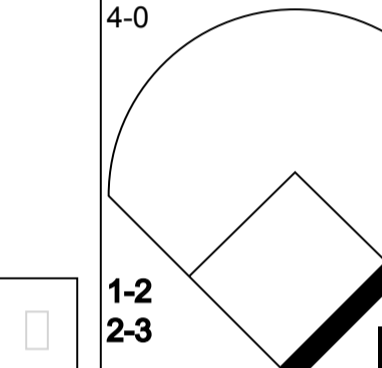
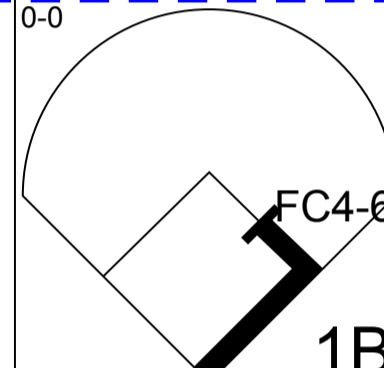
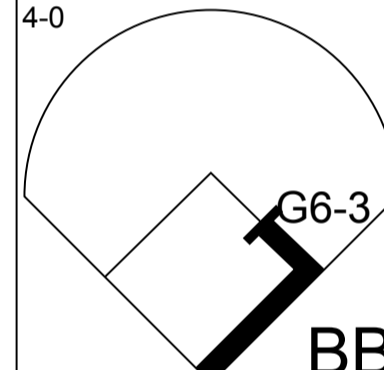
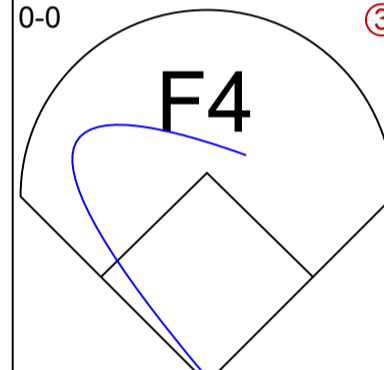
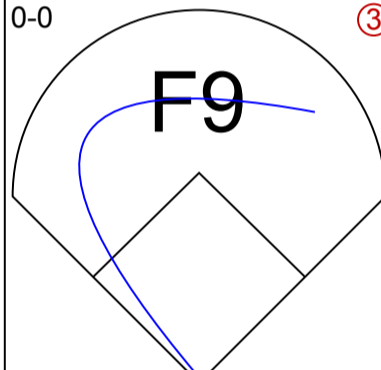
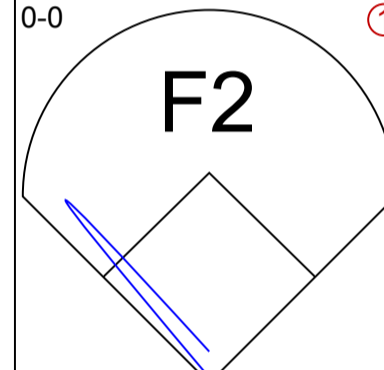
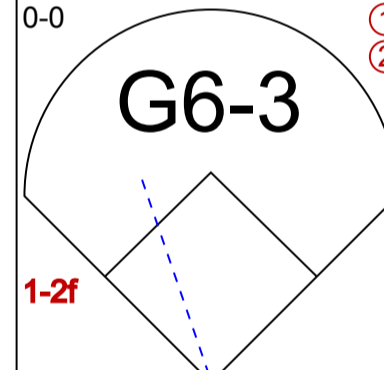
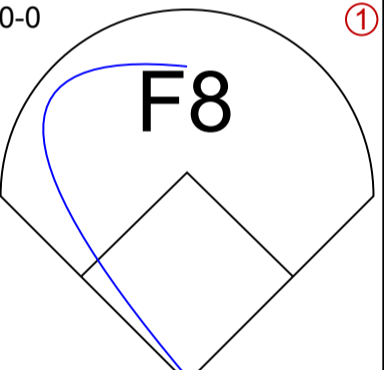
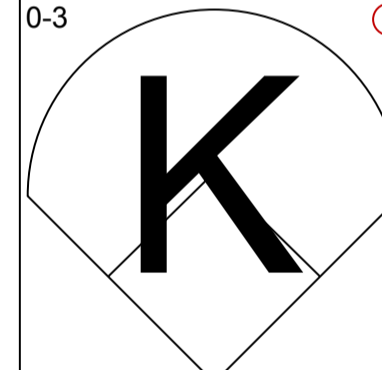
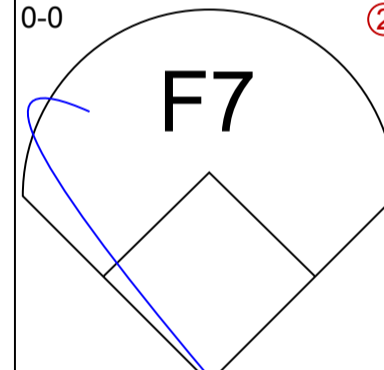
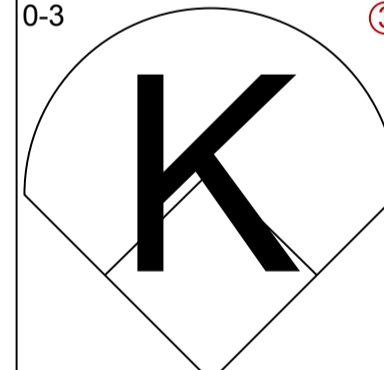
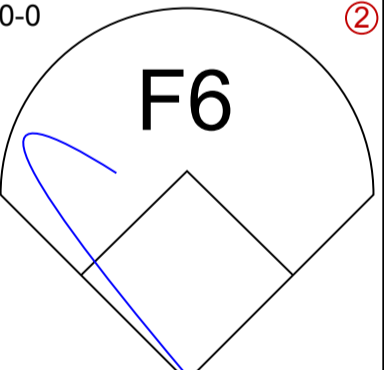
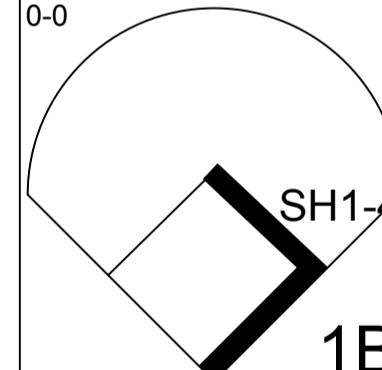
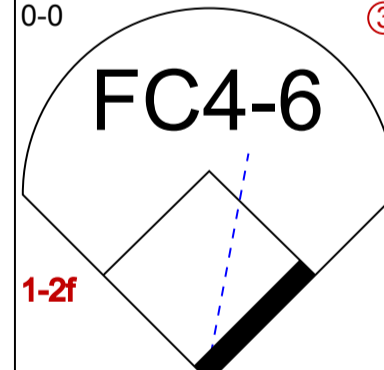
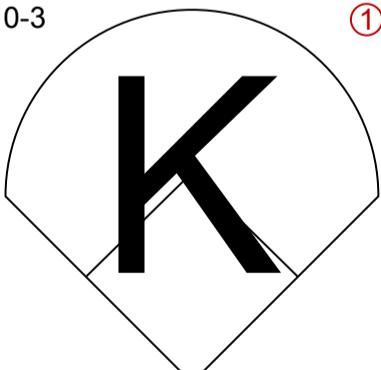
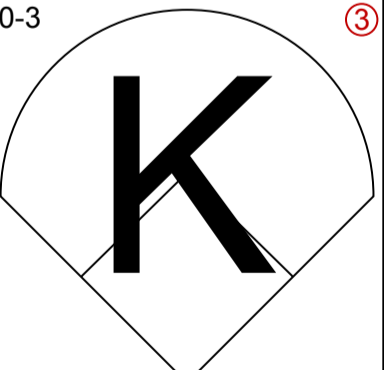
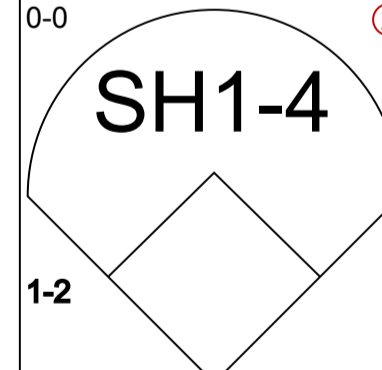
| PITCHER                             | IP  | WLS | BF | H | R | ER | SO | BB | IBB | HBP | BLK | WP | HR | S  | P  | ERA   | WHIP  |
|-------------------------------------|-----|-----|----|---|---|----|----|----|-----|-----|-----|----|----|----|----|-------|-------|
| Jim McAndrew, R<br>ERA: 6.75 (1, 1) | 5.1 | L   | 23 | 8 | 4 | 4  | 2  | 0  | 0   | 0   | 0   | 0  | 0  | 27 | 27 | 6.75  | 1.500 |
| Ray Sadecki, L<br>ERA: 5.79 (6, 1)  | 2.2 |     | 13 | 4 | 3 | 3  | 1  | 0  | 1   | 0   | 0   | 0  | 1  | 14 | 18 | 10.12 | 1.500 |

| WP | HR | S  | P  | ERA   | WHIP  |
|----|----|----|----|-------|-------|
| 0  | 1  | 14 | 18 | 10.12 | 1.500 |

**New York Mets @ Philadelphia Phillies**  
**Veterans Stadium, Philadelphia, PA**  
 Sat Apr 14 1973, 6:05 PM EST  
 Att. 11,063 - Unknown

livebaseballscores.com



| Batter   | 1  | 2  | 3  | 4   | 5  | 6   | 7  | 8  | 9  | AB R H RBI BB SO LOB            | TOP                          |                                  |                              |                                 |                              |                                 |                              |                                 |                                  |                                    |                                  |        |
|--|--|--|--|---|--|---|--|--|--|---------------------------------|------------------------------|----------------------------------|------------------------------|---------------------------------|------------------------------|---------------------------------|------------------------------|---------------------------------|----------------------------------|------------------------------------|----------------------------------|--------|
| <b>Bud Harrelson, S</b> (1, 6)<br>OBP: 0.367, SLG: 0.308 | 0-3<br> |  | 0-0<br>   |   |  | 4-0<br>  | 0-0<br>   |  |  | 3 0 0 0 1 1 1                   |                              |                                  |                              |                                 |                              |                                 |                              |                                 |                                  |                                    |                                  |        |
| <b>Felix Millan, R</b> (1, 4)<br>OBP: 0.250, SLG: 0.308  | 0-0<br> |  | 0-0<br>   |   |  | 0-0<br>  |  | 0-0<br> |  | 4 1 1 0 0 0 1                   |                              |                                  |                              |                                 |                              |                                 |                              |                                 |                                  |                                    |                                  |        |
| <b>John Milner, L</b> (1, 3)<br>OBP: 0.444, SLG: 0.727   | 0-0<br> |  |  | 4-0<br>  |  | 4-0<br>  |  | 0-0<br> |  | 2 1 1 2 2 0 0                   |                              |                                  |                              |                                 |                              |                                 |                              |                                 |                                  |                                    |                                  |        |
| <b>Rusty Staub, L</b> (1, 9)<br>OBP: 0.259, SLG: 0.208   | 0-3<br> |  |  | 0-0<br>  |  | 0-0<br>  |  | 0-0<br> |  | 4 0 0 0 0 1 3                   |                              |                                  |                              |                                 |                              |                                 |                              |                                 |                                  |                                    |                                  |        |
| <b>Cleon Jones, R</b> (1, 7)<br>OBP: 0.333, SLG: 0.583   | 0-0<br> |  |  | 0-3<br>  |  | 4-0<br>  |  |  | 0-0<br>   | 3 0 1 0 1 1 1                   |                              |                                  |                              |                                 |                              |                                 |                              |                                 |                                  |                                    |                                  |        |
| <b>Jim Fregosi, R</b> (1, 5)<br>OBP: 0.364, SLG: 0.368   |  | 4-0<br>  |  | 0-0<br> |  | 0-0<br> |  |  | 0-0<br>  | 3 0 0 0 1 0 5                   |                              |                                  |                              |                                 |                              |                                 |                              |                                 |                                  |                                    |                                  |        |
| <b>Wayne Garrett, L</b> (9, 5)<br>OBP: 0.250, SLG: 0.250 |  |  |  |   |  |   |  |  |  | 0 0 0 0 0 0 0                   |                              |                                  |                              |                                 |                              |                                 |                              |                                 |                                  |                                    |                                  |        |
| <b>Rich Chiles, L</b> (1, 8)<br>OBP: 0.071, SLG: 0.143   |  |  | 0-0<br> |   | 0-0<br> |   | 0-3<br> |  | 0-0<br> | 2 0 0 0 0 0 1                   |                              |                                  |                              |                                 |                              |                                 |                              |                                 |                                  |                                    |                                  |        |
| <b>Ted Martinez, R</b> (7, PH)<br>(7, 8)                 |  |  |  |   |  |   |  |  |  | 2 0 0 0 0 1 1                   |                              |                                  |                              |                                 |                              |                                 |                              |                                 |                                  |                                    |                                  |        |
| <b>Duffy Dyer, R</b> (1, 2)<br>OBP: 0.120, SLG: 0.083    |  | 0-3<br> |  |   | 0-0<br> |   | 0-0<br> |  | 0-0<br> | 4 0 1 0 0 1 1                   |                              |                                  |                              |                                 |                              |                                 |                              |                                 |                                  |                                    |                                  |        |
| <b>Harry Parker, R</b> (1, 1)                            |  |  | 0-3<br> |   | 0-3<br> |   | 0-0<br> |  |  | 2 0 0 0 0 2 0                   |                              |                                  |                              |                                 |                              |                                 |                              |                                 |                                  |                                    |                                  |        |
| <b>Tug McGraw, R</b> (8, 1)                              |  |  |  |   |  |   |  |  |  | 0 0 0 0 0 0 0                   |                              |                                  |                              |                                 |                              |                                 |                              |                                 |                                  |                                    |                                  |        |
| <b>Inning Stats</b>                                      | R: 2<br>E: 0<br>K: 2<br>S: 9   | H: 2<br>LOB: 0<br>BB: 0<br>P: 9  | R: 0<br>E: 0<br>K: 1<br>S: 4   | H: 0<br>LOB: 0<br>BB: 1<br>P: 8   | R: 0<br>E: 0<br>K: 1<br>S: 5   | H: 0<br>LOB: 0<br>BB: 0<br>P: 5   | R: 0<br>E: 0<br>K: 1<br>S: 5   | H: 0<br>LOB: 1<br>BB: 1<br>P: 9  | R: 0<br>E: 0<br>K: 1<br>S: 5   | H: 0<br>LOB: 0<br>BB: 0<br>P: 5 | R: 0<br>E: 0<br>K: 0<br>S: 3 | H: 0<br>LOB: 3<br>BB: 3<br>P: 15 | R: 0<br>E: 0<br>K: 1<br>S: 6 | H: 1<br>LOB: 1<br>BB: 0<br>P: 6 | R: 0<br>E: 0<br>K: 0<br>S: 3 | H: 0<br>LOB: 0<br>BB: 0<br>P: 3 | R: 0<br>E: 0<br>K: 0<br>S: 4 | H: 1<br>LOB: 1<br>BB: 0<br>P: 4 | 1B: 3<br>2B: 0<br>3B: 0<br>HR: 1 | SF: 0<br>SAC: 1<br>DP: 1<br>HBP: 0 | WP: 1<br>PB: 0<br>SB: 0<br>CS: 0 | PA: 35 |
| <b>PITCHER</b>   | IP WLS BF H R ER SO BB IBB HBP BLK WP HR S P ERA WHIP                                    |  |  |   |  |   |  |  |  |                                 |                              |                                  |                              |                                 |                              |                                 |                              |                                 |                                  |                                    |                                  |        |
| <b>Jim Lonborg, R</b> (1, 1)<br>ERA: 6.94                | 5.0 L 18 2 2 2 6 2 0 0 0 0 0 1 28 36 3.60 0.800  |  |  |   |  |   |  |  |  |                                 |                              |                                  |                              |                                 |                              |                                 |                              |                                 |                                  |                                    |                                  |        |
| <b>Ken Brett, L</b> (6, 1)<br>ERA:                       | 3.0 13 1 0 0 1 2 1 0 0 1 0 12 24 0.00 1.000  |  |  |   |  |   |  |  |  |                                 |                              |                                  |                              |                                 |                              |                                 |                              |                                 |                                  |                                    |                                  |        |
| <b>Bill Wilson, R</b> (9, 1)<br>ERA:                     | 1.0 4 1 0 0 0 0 0 0 0 0 0 0 4 4 0.00 1.000   |  |  |   |  |   |  |  |  |                                 |                              |                                  |                              |                                 |                              |                                 |                              |                                 |                                  |                                    |                                  |        |

**New York Mets @ Philadelphia Phillies**  
**Veterans Stadium, Philadelphia, PA**  
 Sun Apr 15 1973, 3:33 AM EST  
 Att: 30,718 - Unknown

[livebaseballscorecards.com](http://livebaseballscorecards.com)

|            |    |
|------------|----|
| <b>AB</b>  | 29 |
| <b>R</b>   | 2  |
| <b>H</b>   | 4  |
| <b>RBI</b> | 2  |
| <b>BB</b>  | 5  |
| <b>SO</b>  | 7  |
| <b>LOB</b> | 14 |



| Batter  | 1                            | 2               | 3               | 4                    | 5                  | 6 | 7 | 8                      | 9 | AB | R | H | RBI | BB | SO | LOB |
|---|------------------------------|-----------------|-----------------|----------------------|--------------------|---|---|------------------------|---|----|---|---|-----|----|----|-----|
| Larry Bowa, S<br>OBP: 0.355, SLG: 0.321 (1, 6)            | 0-0<br>G4-6-3<br>1B<br>1B    |                 | 0-0<br>CS<br>1B |                      | 0-0<br>P6          |   |   | 0-0<br>F2              |   | 4  | 0 | 2 | 0   | 0  | 0  | 2   |
| Cesar Tovar, R<br>OBP: 0.455, SLG: 0.471 (1, 5)           | 0-0<br>G4-6-3<br>1-2<br>1B   |                 | 0-0<br>F9       |                      | 0-0<br>FC4<br>1-2f |   |   | 0-0<br>P3              |   | 4  | 0 | 1 | 0   | 0  | 0  | 3   |
| Willie Montanez, L<br>OBP: 0.400, SLG: 0.500 (1, 9)       | 0-0<br>G4-6-3<br>1-2f<br>2-3 |                 | 0-3<br>K        |                      |                    |   |   | 4-0<br>1B<br>1-2<br>BB |   | 3  | 0 | 0 | 0   | 1  | 1  | 3   |
| Deron Johnson, R<br>OBP: 0.360, SLG: 0.450 (1, 3)         | 0-0<br>F8                    |                 |                 | 1-0<br>FC6-4<br>HBP  |                    |   |   | 0-0<br>1B              |   | 3  | 0 | 1 | 1   | 0  | 1  | 1   |
| Terry Harmon, R<br>OBP: 0.417, SLG: 0.400 (8, PR)         |                              |                 |                 |                      |                    |   |   | 0-0<br>1B              |   | 0  | 0 | 0 | 0   | 0  | 0  | 0   |
| Bill Wilson, R<br>OBP: 0.400 (9, 1)                       |                              |                 |                 |                      |                    |   |   | 1-2<br>2-H             |   | 0  | 0 | 0 | 0   | 0  | 0  | 0   |
| Greg Luzinski, R<br>OBP: 0.241, SLG: 0.259 (1, 7)         |                              | 0-0<br>6-3      |                 | 0-0<br>F8            |                    |   |   | 0-0<br>1B              |   | 4  | 0 | 1 | 0   | 0  | 0  | 1   |
| Del Unser, L<br>OBP: 0.333, SLG: 0.273 (1, 8)             |                              | 0-0<br>E3<br>1B |                 | 0-0<br>F7            |                    |   |   | 0-3<br>1B              |   | 3  | 0 | 0 | 0   | 0  | 0  | 1   |
| Bill Robinson, R<br>OBP: 0.333, SLG: 0.647 (8, PH) (9, 8) |                              |                 |                 |                      |                    |   |   | 0-0<br>K               |   | 1  | 0 | 0 | 0   | 0  | 1  | 3   |
| Bob Boone, R<br>OBP: 0.333, SLG: 0.176 (1, 2)             |                              | 0-0<br>F8       |                 | 0-0<br>FC6-4<br>1-2f |                    |   |   | 0-0<br>K               |   | 4  | 0 | 0 | 0   | 0  | 0  | 2   |
| Denny Doyle, L<br>OBP: 0.417, SLG: 0.333 (1, 4)           |                              | 0-0<br>1B       |                 |                      |                    |   |   | 0-0<br>1B              |   | 2  | 0 | 1 | 0   | 1  | 0  | 0   |
| Mike Anderson, R<br>OBP: 0.167, SLG: 0.667 (9, PH)        |                              | 0-0<br>1B       |                 |                      |                    |   |   | 0-0<br>1B              |   | 1  | 0 | 0 | 0   | 0  | 0  | 0   |
| Jim Lonborg, R<br>OBP: 0.091, SLG: 0.182 (5, PH)          |                              | 0-3<br>K        |                 |                      |                    |   |   | 0-0<br>BB              |   | 1  | 0 | 0 | 0   | 0  | 1  | 2   |
| Ken Brett, L<br>OBP: 0.167, SLG: 0.667 (6, 1)             |                              |                 |                 |                      |                    |   |   | 0-0<br>1B              |   | 0  | 0 | 0 | 0   | 0  | 0  | 0   |
| Tom Hutton, L<br>OBP: 0.400, SLG: 0.400 (8, PH) (9, 3)    |                              |                 |                 |                      |                    |   |   | 0-0<br>1B              |   | 2  | 1 | 1 | 0   | 0  | 0  | 0   |

| Inning Stats                        | R: 0 | H: 2 | E: 0 | K: 0 | S: 4 | H: 1 | LOB: 1 | BB: 0 | P: 4 | R: 0 | H: 1 | E: 1 | K: 1 | S: 7 | H: 1 | LOB: 2 | BB: 0 | P: 7 | R: 0 | H: 1 | E: 0 | K: 1 | S: 5 | H: 0 | LOB: 1 | BB: 0 | P: 4 | R: 0 | H: 0 | E: 0 | K: 0 | S: 3 | H: 0 | LOB: 1 | BB: 1 | P: 7 | R: 0 | H: 0 | E: 0 | K: 1 | S: 5 | H: 0 | LOB: 0 | BB: 0 | P: 5 | R: 0 | H: 0 | E: 0 | K: 0 | S: 3 | H: 0 | LOB: 0 | BB: 0 | P: 3 | R: 1 | H: 3 | E: 0 | K: 1 | S: 8 | LOB: 3 | BB: 1 | P: 12 | R: 0 | H: 0 | E: 0 | K: 0 | S: 3 | H: 0 | LOB: 0 | BB: 0 | P: 3 | 1B: 7 | 2B: 1 | 3B: 0 | HR: 0 | SF: 0 | SAC: 0 | DP: 2 | HBP: 1 | WP: 0 | PA: 36 |
|-------------------------------------|------|------|------|------|------|------|--------|-------|------|------|------|------|------|------|------|--------|-------|------|------|------|------|------|------|------|--------|-------|------|------|------|------|------|------|------|--------|-------|------|------|------|------|------|------|------|--------|-------|------|------|------|------|------|------|------|--------|-------|------|------|------|------|------|------|--------|-------|-------|------|------|------|------|------|------|--------|-------|------|-------|-------|-------|-------|-------|--------|-------|--------|-------|--------|
| PITCHER                             | IP   | WLS  | BF   | H    | R    | ER   | SO     | BB    | IBB  | HBP  | BLK  | WP   | HR   | S    | P    | ERA    | WHIP  |      |      |      |      |      |      |      |        |       |      |      |      |      |      |      |      |        |       |      |      |      |      |      |      |      |        |       |      |      |      |      |      |      |      |        |       |      |      |      |      |      |      |        |       |       |      |      |      |      |      |      |        |       |      |       |       |       |       |       |        |       |        |       |        |
| Harry Parker, R<br>ERA: 1.17 (1, 1) | 7.2  | W    | 31   | 6    | 1    | 1    | 3      | 2     | 0    | 1    | 0    | 0    | 0    | 34   | 43   | 1.17   | 1.043 |      |      |      |      |      |      |      |        |       |      |      |      |      |      |      |      |        |       |      |      |      |      |      |      |      |        |       |      |      |      |      |      |      |      |        |       |      |      |      |      |      |      |        |       |       |      |      |      |      |      |      |        |       |      |       |       |       |       |       |        |       |        |       |        |
| Tug McGraw, L<br>ERA: 3.38 (8, 1)   | 1.1  | S    | 5    | 1    | 0    | 0    | 1      | 0     | 0    | 0    | 0    | 0    | 0    | 7    | 7    | 0.00   | 0.750 |      |      |      |      |      |      |      |        |       |      |      |      |      |      |      |      |        |       |      |      |      |      |      |      |      |        |       |      |      |      |      |      |      |      |        |       |      |      |      |      |      |      |        |       |       |      |      |      |      |      |      |        |       |      |       |       |       |       |       |        |       |        |       |        |

BOTTOM

New York Mets @ Philadelphia Phillies  
Veterans Stadium, Philadelphia, PA

Sun Apr 15 1973, 3:33 AM EST  
Att. 30,718 - Unknown

livebaseballscorecards.com

|     |    |
|-----|----|
| AB  | 33 |
| R   | 1  |
| H   | 7  |
| RBI | 1  |
| BB  | 2  |
| SO  | 4  |
| LOB | 19 |



| Batter   | 1                            | 2                               | 3                            | 4                               | 5                            | 6                               | 7                            | 8                                | 9                            | AB R H RBI BB SO LOB            | TOP                          |                                 |                              |                                 |                              |                                 |                              |                                 |                                  |                                    |                                  |   |
|--|------------------------------|---------------------------------|------------------------------|---------------------------------|------------------------------|---------------------------------|------------------------------|----------------------------------|------------------------------|---------------------------------|------------------------------|---------------------------------|------------------------------|---------------------------------|------------------------------|---------------------------------|------------------------------|---------------------------------|----------------------------------|------------------------------------|----------------------------------|---|
| <b>Rick Monday, L</b> (1, 8)<br>OBP: 0.343, SLG: 0.286     | 0-0<br>F9                    |                                 |                              | 0-0<br>HR                       |                              | 0-0<br>F6                       |                              | 0-0<br>F8                        |                              | 4 1 1 1 0 0 0                   |                              |                                 |                              |                                 |                              |                                 |                              |                                 |                                  |                                    |                                  |   |
| <b>Jose Cardenal, R</b> (1, 9)<br>OBP: 0.343, SLG: 0.364   | 0-0<br>F7                    |                                 |                              | 0-3<br>K                        |                              | 0-0<br>4-3<br>1B                |                              | 0-0<br>P3                        |                              | 4 0 1 0 0 1 0                   |                              |                                 |                              |                                 |                              |                                 |                              |                                 |                                  |                                    |                                  |   |
| <b>Billy Williams, L</b> (1, 7)<br>OBP: 0.400, SLG: 0.345  | 0-3<br>K                     |                                 |                              | 0-0<br>P4                       |                              | 0-0<br>4-3<br>1-2               |                              | 0-0<br>F9                        |                              | 4 0 0 0 0 1 1                   |                              |                                 |                              |                                 |                              |                                 |                              |                                 |                                  |                                    |                                  |   |
| <b>Joe Pepitone, L</b> (1, 3)<br>OBP: 0.346, SLG: 0.458    |                              | 0-0<br>F9                       |                              | 4-0<br>BB<br>BB                 |                              | 0-0<br>4-3                      |                              | 0-0<br>4-3                       |                              | 3 0 0 0 1 0 1                   |                              |                                 |                              |                                 |                              |                                 |                              |                                 |                                  |                                    |                                  |   |
| <b>Ron Santo, R</b> (1, 5)<br>OBP: 0.500, SLG: 0.440       |                              | 0-0<br>F5                       |                              | 4-0<br>1-2<br>BB                |                              | 0-0<br>1B<br>1B                 |                              | 0-0<br>F7                        |                              | 3 0 1 0 1 0 0                   |                              |                                 |                              |                                 |                              |                                 |                              |                                 |                                  |                                    |                                  |   |
| <b>Glenn Beckert, R</b> (1, 4)<br>OBP: 0.294, SLG: 0.207   |                              | 0-0<br>P5                       |                              | 0-0<br>4-3                      |                              | 0-3<br>K                        |                              | 0-0<br>1B                        |                              | 4 0 1 0 0 1 3                   |                              |                                 |                              |                                 |                              |                                 |                              |                                 |                                  |                                    |                                  |   |
| <b>Randy Hundley, R</b> (1, 2)<br>OBP: 0.185, SLG: 0.160   |                              |                                 | 0-0<br>F7                    |                                 | 0-0<br>F8                    |                                 | 0-0<br>P6                    |                                  | 0-0<br>5-3                   | 4 0 0 0 0 0 2                   | <b>AB 32</b>                 |                                 |                              |                                 |                              |                                 |                              |                                 |                                  |                                    |                                  |   |
| <b>Don Kessinger, S</b> (1, 6)<br>OBP: 0.300, SLG: 0.160   |                              |                                 | 0-0<br>F5                    |                                 | 0-0<br>F8                    |                                 | 0-0<br>1-2<br>1B             |                                  |                              | 3 0 1 0 0 0 0                   | <b>R 1</b>                   |                                 |                              |                                 |                              |                                 |                              |                                 |                                  |                                    |                                  |   |
| <b>Fergie Jenkins, R</b> (1, 1)                            |                              |                                 | 0-3<br>K                     |                                 | 0-0<br>F9                    |                                 | 0-3<br>K                     |                                  |                              | 3 0 0 0 0 2 2                   | <b>H 5</b>                   |                                 |                              |                                 |                              |                                 |                              |                                 |                                  |                                    |                                  |   |
| <b>Inning Stats</b>  | R: 0<br>E: 0<br>K: 1<br>S: 5 | H: 0<br>LOB: 0<br>BB: 0<br>P: 5 | R: 0<br>E: 0<br>K: 0<br>S: 3 | H: 0<br>LOB: 0<br>BB: 0<br>P: 3 | R: 0<br>E: 0<br>K: 1<br>S: 5 | H: 0<br>LOB: 0<br>BB: 0<br>P: 5 | R: 1<br>E: 0<br>K: 1<br>S: 6 | H: 1<br>LOB: 2<br>BB: 2<br>P: 14 | R: 0<br>E: 0<br>K: 0<br>S: 3 | H: 0<br>LOB: 0<br>BB: 0<br>P: 3 | R: 0<br>E: 0<br>K: 2<br>S: 9 | H: 2<br>LOB: 2<br>BB: 0<br>P: 9 | R: 0<br>E: 0<br>K: 0<br>S: 3 | H: 0<br>LOB: 0<br>BB: 0<br>P: 3 | R: 0<br>E: 0<br>K: 0<br>S: 4 | H: 1<br>LOB: 1<br>BB: 0<br>P: 4 | R: 0<br>E: 0<br>K: 0<br>S: 4 | H: 1<br>LOB: 1<br>BB: 0<br>P: 4 | 1B: 4<br>2B: 0<br>3B: 0<br>HR: 1 | SF: 0<br>SAC: 0<br>DP: 0<br>HBP: 0 | WP: 0<br>PB: 0<br>SB: 0<br>CS: 0 | PA: 34  |
| <b>PITCHER</b><br><b>Tom Seaver, R</b> (1, 1)<br>ERA: 0.74 | IP<br>9.0                    | WLS<br>L                        | BF<br>34                     | H<br>5                          | R<br>1                       | ER<br>1                         | SO<br>5                      | BB<br>2                          | IBB<br>0                     | HBP<br>0                        | BLK<br>0                     | WP<br>0                         | HR<br>1                      | S<br>42                         | P<br>50                      | ERA<br>1.00                     | WHIP<br>0.778                |                                 |                                  |                                    |                                  | <b>PITCHER</b><br>IP<br>WLS<br>BF<br>H<br>R<br>ER<br>SO<br>BB<br>IBB<br>HBP<br>BLK<br>WP<br>HR<br>S<br>P<br>ERA<br>WHIP |

**Chicago Cubs @ New York Mets**  
Shea Stadium, Flushing, NY  
Tue Apr 17 1973, 3:33 AM EST  
Att. 14,549 - Unknown - 54 F

|            |    |
|------------|----|
| <b>AB</b>  | 32 |
| <b>R</b>   | 1  |
| <b>H</b>   | 5  |
| <b>RBI</b> | 1  |
| <b>BB</b>  | 2  |
| <b>SO</b>  | 5  |
| <b>LOB</b> | 9  |





| Batter | 1 | 2 | 3 | 4 | 5 | 6 | 7 | 8 | 9 | AB R H RBI BB SO LOB |
|--------|---|---|---|---|---|---|---|---|---|----------------------|
|--------|---|---|---|---|---|---|---|---|---|----------------------|

|   |                      |           |            |                     |            |            |            |            |            |               |
|---|----------------------|-----------|------------|---------------------|------------|------------|------------|------------|------------|---------------|
| Bud Harrelson, S<br>OBP: 0.353, SLG: 0.300 (1, 6) | 0-0<br>SH1-3<br>1B   |           | 0-0<br>6-3 |                     |            | 0-3<br>K   |            |            | 0-0<br>6-3 | 4 0 1 0 0 1 0 |
| Felix Millan, R<br>OBP: 0.226, SLG: 0.276 (1, 4)  | 0-0<br>SH1-3<br>1-2  |           | 0-0<br>F8  |                     |            | 0-0<br>1-3 |            |            | 0-0<br>5-3 | 3 0 0 0 0 0 0 |
| John Milner, L<br>OBP: 0.452, SLG: 0.680 (1, 3)   | 4-0<br>FC6-4<br>BB   |           |            | 0-0<br>PB 1-3<br>1B |            | 0-3<br>K   |            |            | 0-3<br>K   | 3 0 1 0 1 2 0 |
| Rusty Staub, L<br>OBP: 0.233, SLG: 0.185 (1, 9)   | 0-0<br>F7            |           |            | 0-0<br>1-3<br>1-2   |            |            | 0-0<br>6-3 |            |            | 3 0 0 0 0 0 3 |
| Cleon Jones, R<br>OBP: 0.300, SLG: 0.519 (1, 7)   | 0-0<br>FC6-4<br>1-2f |           |            | 0-0<br>P3<br>2-3    |            |            | 0-0<br>F8  |            |            | 3 0 0 0 0 0 3 |
| Jim Fregosi, R<br>OBP: 0.320, SLG: 0.318 (1, 5)   |                      | 0-0<br>F2 |            | 0-0<br>F8           |            |            | 0-3<br>K   |            |            | 3 0 0 0 0 1 1 |
| Rich Chiles, L<br>OBP: 0.059, SLG: 0.118 (1, 8)   |                      | 0-0<br>F9 |            |                     | 0-0<br>F8  |            |            | 0-0<br>4-3 |            | 3 0 0 0 0 0 0 |
| Duffy Dyer, R<br>OBP: 0.111, SLG: 0.077 (1, 2)    |                      | 0-0<br>F8 |            |                     | 0-0<br>5-3 |            |            | 0-0<br>3-1 |            | 2 0 0 0 0 0 0 |
| Ed Kranepool, L<br>(8, PH)                        |                      |           |            |                     |            |            |            |            |            | 1 0 0 0 0 0 0 |
| Jerry Grote, R<br>(9, 2)                          |                      |           |            |                     |            |            |            |            |            | 0 0 0 0 0 0 0 |
| Tom Seaver, R<br>OBP: 0.143, SLG: 0.143 (1, 1)    |                      |           | 0-3<br>K   |                     | 0-0<br>L7  |            |            | 0-0<br>F8  |            | 3 0 0 0 0 1 0 |

| Inning Stats | R: 0<br>E: 0<br>K: 0<br>S: 4 | H: 1<br>LOB: 2<br>BB: 1<br>P: 8 | R: 0<br>E: 0<br>K: 0<br>S: 3 | H: 0<br>LOB: 0<br>BB: 0<br>P: 3 | R: 0<br>E: 0<br>K: 1<br>S: 5 | H: 0<br>LOB: 0<br>BB: 0<br>P: 5 | R: 0<br>E: 0<br>K: 0<br>S: 4 | H: 1<br>LOB: 1<br>BB: 0<br>P: 4 | R: 0<br>E: 0<br>K: 0<br>S: 3 | H: 0<br>LOB: 0<br>BB: 0<br>P: 3 | R: 0<br>E: 0<br>K: 2<br>S: 7 | H: 0<br>LOB: 0<br>BB: 0<br>P: 7 | R: 0<br>E: 0<br>K: 1<br>S: 5 | H: 0<br>LOB: 0<br>BB: 0<br>P: 5 | R: 0<br>E: 0<br>K: 0<br>S: 3 | H: 0<br>LOB: 0<br>BB: 0<br>P: 3 | R: 0<br>E: 0<br>K: 1<br>S: 5 | H: 0<br>LOB: 0<br>BB: 0<br>P: 5 | 1B: 2<br>2B: 0<br>3B: 0<br>HR: 0 | SF: 0<br>SAC: 1<br>DP: 0<br>HBP: 0 | WP: 0<br>PB: 1<br>SB: 0<br>CS: 0 | PA: 30 |
|--------------|------------------------------|---------------------------------|------------------------------|---------------------------------|------------------------------|---------------------------------|------------------------------|---------------------------------|------------------------------|---------------------------------|------------------------------|---------------------------------|------------------------------|---------------------------------|------------------------------|---------------------------------|------------------------------|---------------------------------|----------------------------------|------------------------------------|----------------------------------|--------|
|--------------|------------------------------|---------------------------------|------------------------------|---------------------------------|------------------------------|---------------------------------|------------------------------|---------------------------------|------------------------------|---------------------------------|------------------------------|---------------------------------|------------------------------|---------------------------------|------------------------------|---------------------------------|------------------------------|---------------------------------|----------------------------------|------------------------------------|----------------------------------|--------|

| PITCHER                               | IP  | WLS | BF | H | R | ER | SO | BB | IBB | HBP | BLK | WP | HR | S  | P  | ERA  | WHIP  | PITCHER | IP | WLS | BF | H | R | ER | SO | BB | IBB | HBP | BLK | WP | HR | S | P | ERA | WHIP |  |  |
|---------------------------------------|-----|-----|----|---|---|----|----|----|-----|-----|-----|----|----|----|----|------|-------|---------|----|-----|----|---|---|----|----|----|-----|-----|-----|----|----|---|---|-----|------|--|--|
| Fergie Jenkins, R<br>ERA: 2.63 (1, 1) | 9.0 | W   | 30 | 2 | 0 | 0  | 5  | 1  | 0   | 0   | 0   | 0  | 0  | 39 | 43 | 0.00 | 0.333 |         |    |     |    |   |   |    |    |    |     |     |     |    |    |   |   |     |      |  |  |

**BOTTOM**

**Chicago Cubs @ New York Mets**  
 Shea Stadium, Flushing, NY  
 Tue Apr 17 1973, 3:33 AM EST  
 Att: 14,549 - Unknown - 54 F

[livebaseballscorecards.com](http://livebaseballscorecards.com)

|            |           |
|------------|-----------|
| <b>AB</b>  | <b>28</b> |
| <b>R</b>   | <b>0</b>  |
| <b>H</b>   | <b>2</b>  |
| <b>RBI</b> | <b>0</b>  |
| <b>BB</b>  | <b>1</b>  |
| <b>SO</b>  | <b>5</b>  |
| <b>LOB</b> | <b>7</b>  |



| Batter   | 1  | 2                                | 3                            | 4                               | 5                            | 6                               | 7                            | 8                                | 9                            | AB R H RBI BB SO LOB   | TOP                          |   |                              |                                  |                              |                                 |                                  |                                    |                                  |        |
|--|--|----------------------------------|------------------------------|---------------------------------|------------------------------|---------------------------------|------------------------------|----------------------------------|------------------------------|--|------------------------------|---|------------------------------|----------------------------------|------------------------------|---------------------------------|----------------------------------|------------------------------------|----------------------------------|--------|
| <b>Cleo James, R</b> (1, 8)<br>OBP: 0.200, SLG: 0.200  | 0-0<br>SH5-3<br>WP<br>S<br>1B  | 0-0<br>F3                        |                              |                                 | 0-0<br>5-3                   |                                 | 0-0<br>F8                    |                                  | 0-3<br>K                     | 5 1 1 0 0 1 3  |                              |   |                              |                                  |                              |                                 |                                  |                                    |                                  |        |
| <b>Glenn Beckert, R</b> (1, 4)<br>OBP: 0.297, SLG: 0.219   | 0-0<br>SH5-3<br>1-3  |                                  | 0-0<br>F7                    |                                 | 0-0<br>F8                    |                                 |                              | 0-0<br>BB<br>4-3<br>1B           |                              | 3 0 1 0 0 0 0  |                              |   |                              |                                  |                              |                                 |                                  |                                    |                                  |        |
| <b>Billy Williams, L</b> (1, 7)<br>OBP: 0.385, SLG: 0.313  | 4-0<br>BB<br>3-H<br>BB   |                                  | 0-3<br>K                     |                                 | 0-0<br>5-3                   |                                 |                              | 0-0<br>4-3<br>1-2                |                              | 3 0 0 0 1 1 1  |                              |   |                              |                                  |                              |                                 |                                  |                                    |                                  |        |
| <b>Ron Santo, R</b> (1, 5)<br>OBP: 0.471, SLG: 0.414   | 0-3<br>K   |                                  | 0-0<br>1B<br>1B              |                                 | 0-0<br>F9                    |                                 |                              | 0-3<br>K                         |                              | 4 0 1 0 0 2 2  |                              |   |                              |                                  |                              |                                 |                                  |                                    |                                  |        |
| <b>Jose Cardenal, R</b> (1, 9)<br>OBP: 0.359, SLG: 0.361   | 0-0<br>P3  |                                  | 0-0<br>1B<br>1-3             |                                 | 0-0<br>6-3                   |                                 |                              | 4-0<br>BB<br>IBB                 |                              | 3 0 1 0 1 0 1  |                              |   |                              |                                  |                              |                                 |                                  |                                    |                                  |        |
| <b>Joe Pepitone, L</b> (1, 3)<br>OBP: 0.333, SLG: 0.407  |  | 0-0<br>P4                        |                              | 0-3<br>K                        |                              | 0-0<br>F7                       |                              | 4-0<br>BB<br>1-2<br>2-3          |                              | 3 0 0 0 1 1 0  |                              |   |                              |                                  |                              |                                 |                                  |                                    |                                  |        |
| <b>Randy Hundley, R</b> (1, 2)<br>OBP: 0.194, SLG: 0.143   |  | 0-0<br>F8                        |                              | 4-0<br>BB<br>4-3                |                              | 0-0<br>F9                       |                              | 0-0<br>F8                        |                              | 3 0 0 0 1 0 3  |                              |   |                              |                                  |                              |                                 |                                  |                                    |                                  |        |
| <b>Don Kessinger, S</b> (1, 6)<br>OBP: 0.324, SLG: 0.207   |  | 0-0<br>BB<br>1B                  |                              | 0-0<br>4-3<br>1-2               |                              | 0-0<br>SH2-3<br>1B              |                              | 0-0<br>F8                        |                              | 4 0 2 0 0 0 1  |                              |   |                              |                                  |                              |                                 |                                  |                                    |                                  |        |
| <b>Ray Burris, R</b> (1, 1)<br><b>Larry Gura, S</b> (6, 1)<br><b>Gene Hiser, L</b> (7, PH)<br><b>Jack Aker, R</b> (7, 1) |  | 4-0<br>BB                        |                              | 0-3<br>K                        |                              | 0-0<br>SH2-3                    |                              | 0-3<br>K                         |                              | 1 0 0 0 1 1 1<br>0 0 0 0 0 0 0<br>0 0 0 0 0 0 0<br>1 0 0 0 0 1 0 |                              |   |                              |                                  |                              |                                 |                                  |                                    |                                  |        |
| <b>Inning Stats</b>  | R: 1<br>E: 0<br>K: 1<br>S: 6   | H: 1<br>LOB: 1<br>BB: 1<br>P: 10 | R: 0<br>E: 0<br>K: 1<br>S: 4 | H: 1<br>LOB: 2<br>BB: 1<br>P: 8 | R: 0<br>E: 0<br>K: 1<br>S: 6 | H: 2<br>LOB: 2<br>BB: 0<br>P: 6 | R: 0<br>E: 0<br>K: 2<br>S: 7 | H: 0<br>LOB: 1<br>BB: 1<br>P: 11 | R: 0<br>E: 0<br>K: 0<br>S: 3 | H: 0<br>LOB: 0<br>BB: 0<br>P: 3                                  | R: 0<br>E: 0<br>K: 0<br>S: 4 | H: 1<br>LOB: 1<br>BB: 0<br>P: 4   | R: 0<br>E: 0<br>K: 1<br>S: 6 | H: 1<br>LOB: 3<br>BB: 2<br>P: 14 | R: 0<br>E: 0<br>K: 2<br>S: 7 | H: 0<br>LOB: 0<br>BB: 0<br>P: 7 | 1B: 6<br>2B: 0<br>3B: 0<br>HR: 0 | SF: 0<br>SAC: 2<br>DP: 0<br>HBP: 0 | WP: 1<br>PB: 0<br>SB: 1<br>CS: 0 | PA: 37 |
| <b>PITCHER</b><br><b>Jon Matlack, L</b> (1, 1)<br>ERA: 3.68  | IP: 9.0<br>WLS: L<br>BF: 37<br>H: 6<br>R: 1<br>ER: 1<br>SO: 7<br>BB: 4<br>IBB: 1<br>HBP: 0<br>BLK: 0<br>WP: 1<br>HR: 0<br>S: 46<br>P: 66<br>ERA: 1.00<br>WHIP: 1.111 |                                  |                              |                                 |                              |                                 |                              |                                  |                              |  |                              | <b>PITCHER</b><br>IP: WLS: BF: H: R: ER: SO: BB: IBB: HBP: BLK: WP: HR: S: P: ERA: WHIP |                              |                                  |                              |                                 |                                  |                                    |                                  |        |

**Chicago Cubs @ New York Mets**  
Shea Stadium, Flushing, NY  
Wed Apr 18 1973, 3:33 AM EST  
Att. 14,874 - Overcast - 58 F

[livebaseballscorecards.com](http://livebaseballscorecards.com)

|            |           |
|------------|-----------|
| <b>AB</b>  | <b>30</b> |
| <b>R</b>   | <b>1</b>  |
| <b>H</b>   | <b>6</b>  |
| <b>RBI</b> | <b>0</b>  |
| <b>BB</b>  | <b>5</b>  |
| <b>SO</b>  | <b>7</b>  |
| <b>LOB</b> | <b>12</b> |



| Batter   | 1              | 2   | 3                         | 4                                 | 5               | 6                    | 7                                | 8                      | 9                     | AB R H RBI BB SO LOB |
|--|----------------|---|---------------------------|-----------------------------------|-----------------|----------------------|----------------------------------|------------------------|-----------------------|----------------------|
| Bud Harrelson, S<br>OBP: 0.342, SLG: 0.294<br>(1, 6) | 0-3<br>K<br>①  |   | 0-0<br>FC5-4<br>1B<br>①   |                                   | 0-0<br>4-3<br>① |                      | 0-0<br>FC6-5<br>CS<br>②          |                        |                       | 4 0 1 0 0 1 2        |
| Felix Millan, R<br>OBP: 0.200, SLG: 0.242<br>(1, 4)  | 0-0<br>F9<br>② |   | 0-0<br>FC5-4<br>1-2f<br>① |                                   | 0-0<br>F8<br>②  |                      | 0-0<br>CS<br>1-2<br>③            | 0-3<br>K<br>①          |                       | 4 0 0 0 0 1 1        |
| John Milner, L<br>OBP: 0.457, SLG: 0.643<br>(1, 3)   | 0-0<br>1B<br>① |   | 0-0<br>F9<br>②            |                                   | 4-0<br>BB<br>②  |                      |                                  | 0-0<br>4-3<br>②        |                       | 3 0 1 0 1 0 1        |
| Rusty Staub, L<br>OBP: 0.206, SLG: 0.161<br>(1, 9)   | 0-0<br>F9<br>③ |   | 0-0<br>G3<br>③            |                                   | 0-0<br>L8<br>③  |                      |                                  | 0-0<br>L6<br>③         |                       | 4 0 0 0 0 0 3        |
| Cleon Jones, R<br>OBP: 0.353, SLG: 0.533<br>(1, 7)   |                | 4-0<br>FC6-4<br>BB<br>BB<br>BB<br>BB        |                           | 0-0<br>1-3<br>①                   |                 | 0-0<br>K<br>1B<br>①  |                                  |                        | 0-0<br>4-3<br>1B<br>① | 3 0 2 0 1 0 0        |
| Wayne Garrett, L<br>OBP: 0.250, SLG: 0.143<br>(1, 5) |                | 0-0<br>F9<br>①                              |                           | 4-0<br>1B<br>BB<br>BB<br>BB<br>BB |                 | 0-3<br>K<br>1-2<br>③ |                                  | 0-0<br>4-3<br>1-2<br>① |                       | 3 0 0 0 1 1 3        |
| George Theodore, R<br>(1, 8)                         |                | 4-0<br>FC6-4<br>1-2<br>BB<br>BB<br>BB<br>BB |                           | 0-0<br>L8<br>②                    |                 | 0-0<br>6-3<br>③      |                                  | 0-0<br>1-3<br>②        |                       | 3 0 0 0 1 0 2        |
| Duffy Dyer, R<br>OBP: 0.167, SLG: 0.138<br>(1, 2)    |                | 0-0<br>FC6-4<br>②                           |                           | 0-0<br>1B<br>①                    |                 |                      | 0-0<br>FC6-5<br>SH3-4<br>1B<br>① |                        | 0-0<br>1-3<br>③       | 3 0 2 0 0 0 2        |
| Ted Martinez, R<br>(7, PR)                           |                | 1-2f<br>2-3                                 |                           | 1-3<br>1B<br>①                    |                 |                      |                                  |                        |                       | 0 0 0 0 0 0 0        |
| Jerry Grote, R<br>(8, 2)                             |                |   |                           |                                   |                 |                      |                                  |                        |                       | 1 0 0 0 0 0 1        |
| Jon Mattack, L<br>(1, 1)                             |                | 0-3<br>K<br>③                               |                           | 0-3<br>K<br>③                     |                 |                      | 0-0<br>SH3-4<br>1-2<br>①         |                        |                       | 2 0 0 0 0 2 4        |

| Inning Stats | R: 0 | H: 1 | E: 0 | K: 1 | S: 6 | LOB: 1 | BB: 0 | P: 6 | R: 0 | H: 0 | E: 0 | K: 1 | S: 5 | LOB: 2 | BB: 2 | P: 13 | R: 0 | H: 1 | E: 0 | K: 0 | S: 4 | LOB: 1 | BB: 0 | P: 4 | R: 0 | H: 1 | E: 0 | K: 1 | S: 6 | LOB: 2 | BB: 1 | P: 10 | R: 0 | H: 0 | E: 0 | K: 0 | S: 3 | LOB: 1 | BB: 1 | P: 7 | R: 0 | H: 1 | E: 0 | K: 1 | S: 5 | LOB: 0 | BB: 0 | P: 5 | R: 0 | H: 1 | E: 0 | K: 0 | S: 3 | LOB: 1 | BB: 0 | P: 3 | R: 0 | H: 0 | E: 0 | K: 1 | S: 5 | LOB: 0 | BB: 0 | P: 5 | R: 0 | H: 0 | E: 0 | K: 1 | S: 5 | LOB: 0 | BB: 0 | P: 5 | R: 0 | H: 1 | E: 0 | K: 0 | S: 4 | LOB: 1 | BB: 0 | P: 4 | 1B: 6 | SF: 0 | 2B: 0 | SAC: 1 | 3B: 0 | DP: 0 | HR: 0 | HBP: 0 | WP: 0 | PA: 36 |
|--------------|------|------|------|------|------|--------|-------|------|------|------|------|------|------|--------|-------|-------|------|------|------|------|------|--------|-------|------|------|------|------|------|------|--------|-------|-------|------|------|------|------|------|--------|-------|------|------|------|------|------|------|--------|-------|------|------|------|------|------|------|--------|-------|------|------|------|------|------|------|--------|-------|------|------|------|------|------|------|--------|-------|------|------|------|------|------|------|--------|-------|------|-------|-------|-------|--------|-------|-------|-------|--------|-------|--------|
|--------------|------|------|------|------|------|--------|-------|------|------|------|------|------|------|--------|-------|-------|------|------|------|------|------|--------|-------|------|------|------|------|------|------|--------|-------|-------|------|------|------|------|------|--------|-------|------|------|------|------|------|------|--------|-------|------|------|------|------|------|------|--------|-------|------|------|------|------|------|------|--------|-------|------|------|------|------|------|------|--------|-------|------|------|------|------|------|------|--------|-------|------|-------|-------|-------|--------|-------|-------|-------|--------|-------|--------|

| PITCHER               | IP     | WLS | BF | H  | R | ER | SO | BB | IBB | HBP | BLK | WP | HR | S  | P  | ERA  | WHIP  |
|-----------------------|--------|-----|----|----|---|----|----|----|-----|-----|-----|----|----|----|----|------|-------|
| Ray Burris, R<br>ERA: | (1, 1) | 5.0 | W  | 23 | 4 | 0  | 3  | 4  | 0   | 0   | 0   | 0  | 0  | 25 | 41 | 0.00 | 1.600 |
| Larry Gura, L<br>ERA: | (6, 1) | 1.0 |    | 2  | 0 | 0  | 1  | 0  | 0   | 0   | 0   | 0  | 0  | 4  | 4  | 0.00 | 0.000 |
| Jack Aker, R<br>ERA:  | (7, 1) | 3.0 | S  | 10 | 2 | 0  | 1  | 0  | 0   | 0   | 0   | 0  | 0  | 12 | 12 | 0.00 | 0.667 |

BOTTOM

Chicago Cubs @ New York Mets  
Shea Stadium, Flushing, NY  
Wed Apr 18 1973, 3:33 AM EST  
Att. 14,874 - Overcast - 58 F

livebaseballscores.com

|     |    |
|-----|----|
| AB  | 30 |
| R   | 0  |
| H   | 6  |
| RBI | 0  |
| BB  | 4  |
| SO  | 5  |
| LOB | 19 |



| Batter   | 1   | 2   | 3   | 4   | 5   | 6   | 7   | 8   | 9  | AB R H RBI BB SO LOB                                       | TOP  |
|--|---|---|---|---|---|---|---|---|--|--|--|
| Cleo James, R (1, 8)<br>OBP: 0.222, SLG: 0.222   | 0-0<br>5-3  |   | 0-0<br>P2   |   |   | 0-0<br>L1   |   | 0-0<br>1B   |  | 4 0 1 0 0 0 0  | <b>Chicago Cubs @ New York Mets</b><br>Shea Stadium, Flushing, NY<br>Thu Apr 19 1973, 3:33 AM EST<br>Overcast - 77 F |
| Glenn Beckert, R (1, 4)<br>OBP: 0.317, SLG: 0.278  | 0-0<br>6-3  |   |   | 0-0<br>4-3 2B                                       |   | 0-0<br>1B   |   | 0-0<br>F7 1-2                                       |  | 4 0 2 0 0 0 1  |  |
| Billy Williams, L (1, 7)<br>OBP: 0.372, SLG: 0.306   | 0-3<br>K  |   |   | 0-0<br>4-3 2-3                                      |   | 0-0<br>L9   |   | 0-0<br>BB 1B  |  | 4 0 1 0 0 1 2  |  |
| Jim Hickman, R (1, 3)<br>OBP: 0.267, SLG: 0.083  |   | 0-0<br>E9 1B  |   | 0-0<br>4-3  |   | 0-0<br>1-3  |   | 0-0<br>F7   |  | 4 1 0 0 0 0 2  |  |
| Ron Santo, R (1, 5)<br>OBP: 0.474, SLG: 0.387<br>Gene Hiser, L (9, PR)<br>OBP: 0.250, SLG: 0.250                                 |   | 0-0<br>L4   |   | 0-0<br>P4   |   | 4-0<br>BB   |   | 4-0<br>BB 1-2                                       |  | 2 0 0 0 2 0 2<br>0 0 0 0 0 0 0                             |  |
| Jose Cardenal, R (1, 9)<br>OBP: 0.349, SLG: 0.350  |   | 0-0<br>CS 1B 2-H                                    |   | 0-0<br>F7   |   | 0-0<br>F8   |   | 0-3<br>K  |  | 4 0 1 1 0 1 3  |  |
| Randy Hundley, R (1, 2)<br>OBP: 0.171, SLG: 0.125  |   | 0-0<br>P4 1-2                                       |   | 0-0<br>P6   |   | 0-0<br>F7   |   | 0-0<br>F7   |  | 4 0 0 0 0 0 4  |  |
| Don Kessinger, S (1, 6)<br>OBP: 0.297, SLG: 0.188  |   |   | 0-0<br>F8   |   | 0-0<br>1-3  |   | 0-0<br>6-3  |   |  | 3 0 0 0 0 0 0  |  |
| Rick Reuschel, R (1, 1)<br>OBP: 0.167, SLG: 0.167<br>Joe Pepitone, L (8, PH)<br>OBP: 0.323, SLG: 0.393<br>Dave LaRoche, L (8, 1) |   |   | 0-3<br>K  |   | 0-0<br>F8   |   | 0-0<br>4-3  |   |  | 2 0 0 0 0 1 0<br>1 0 0 0 0 0 0<br>0 0 0 0 0 0 0            |  |
| <b>Inning Stats</b>  | R: 0 H: 0<br>E: 0 LOB: 0<br>K: 1 BB: 0<br>S: 5 P: 5   | R: 1 H: 1<br>E: 1 LOB: 0<br>K: 0 BB: 0<br>S: 4 P: 4 | R: 0 H: 0<br>E: 0 LOB: 0<br>K: 1 BB: 0<br>S: 5 P: 5 | R: 0 H: 1<br>E: 0 LOB: 1<br>K: 0 BB: 0<br>S: 4 P: 4 | R: 0 H: 0<br>E: 0 LOB: 0<br>K: 0 BB: 0<br>S: 3 P: 3 | R: 0 H: 1<br>E: 0 LOB: 1<br>K: 0 BB: 0<br>S: 4 P: 4 | R: 0 H: 0<br>E: 0 LOB: 1<br>K: 0 BB: 1<br>S: 3 P: 7 | R: 0 H: 1<br>E: 0 LOB: 1<br>K: 0 BB: 0<br>S: 4 P: 4 | R: 0 H: 1<br>E: 0 LOB: 2<br>K: 1 BB: 1<br>S: 6 P: 10 | 1B: 4 SF: 0<br>2B: 1 SAC: 0<br>3B: 0 DP: 0<br>HR: 0 HBP: 0 |  |
| <b>PITCHER</b><br>Jerry Koosman, L (1, 1)<br>ERA: 1.13   | IP WLS BF H R ER SO BB IBB HBP BLK WP HR S P ERA WHIP |   |   |   |   |   |   |   |  |  |  |
|  | 9.0 W 34 5 1 0 3 2 0 0 0 0 0 0 0 38 46 0.00 0.778     |   |   |   |   |   |   |   |  |  |  |

livebaseballscorecards.com





| Batter  | 1   | 2                                | 3                            | 4                               | 5                            | 6                               | 7                            | 8                               | 9                            | AB R H RBI BB SO LOB            | TOP                          |                                 |                              |                                 |                              |                                 |                                  |                                    |                                  |        |
|---|---|----------------------------------|------------------------------|---------------------------------|------------------------------|---------------------------------|------------------------------|---------------------------------|------------------------------|---------------------------------|------------------------------|---------------------------------|------------------------------|---------------------------------|------------------------------|---------------------------------|----------------------------------|------------------------------------|----------------------------------|--------|
| <b>Rick Monday, L</b><br>OBP: 0.325, SLG: 0.250<br>(1, 8)           |   |                                  |                              |                                 |                              |                                 |                              |                                 |                              | 4 1 0 0 1 1 5                   |                              |                                 |                              |                                 |                              |                                 |                                  |                                    |                                  |        |
| <b>Paul Popovich, S</b><br>OBP: 0.500, SLG: 0.333<br>(1, 4)         |   |                                  |                              |                                 |                              |                                 |                              |                                 |                              | 4 2 2 0 1 0 1                   |                              |                                 |                              |                                 |                              |                                 |                                  |                                    |                                  |        |
| <b>Billy Williams, L</b><br>OBP: 0.375, SLG: 0.317<br>(1, 7)        |   |                                  |                              |                                 |                              |                                 |                              |                                 |                              | 5 1 2 1 0 1 2<br>0 0 0 0 0 0 0  |                              |                                 |                              |                                 |                              |                                 |                                  |                                    |                                  |        |
| <b>Gene Hiser, L</b><br>OBP: 0.250, SLG: 0.250<br>(9, PR)<br>(9, 7) |   |                                  |                              |                                 |                              |                                 |                              |                                 |                              | 3 0 1 1 0 0 2                   |                              |                                 |                              |                                 |                              |                                 |                                  |                                    |                                  |        |
| <b>Joe Pepitone, L</b><br>OBP: 0.333, SLG: 0.387<br>(1, 3)          |   |                                  |                              |                                 |                              |                                 |                              |                                 |                              | 5 1 1 1 0 1 5                   |                              |                                 |                              |                                 |                              |                                 |                                  |                                    |                                  |        |
| <b>Ron Santo, R</b><br>OBP: 0.442, SLG: 0.389<br>(1, 5)             |   |                                  |                              |                                 |                              |                                 |                              |                                 |                              | 4 2 1 0 1 1 2                   |                              |                                 |                              |                                 |                              |                                 |                                  |                                    |                                  |        |
| <b>Jose Cardenal, R</b><br>OBP: 0.354, SLG: 0.364<br>(1, 9)         |   |                                  |                              |                                 |                              |                                 |                              |                                 |                              | 2 0 1 1 0 1 0                   |                              |                                 |                              |                                 |                              |                                 |                                  |                                    |                                  |        |
| <b>Ken Rudolph, R</b><br>OBP: 0.143, SLG: 0.500<br>(1, 2)           |   |                                  |                              |                                 |                              |                                 |                              |                                 |                              | 3 0 1 1 1 0 1                   |                              |                                 |                              |                                 |                              |                                 |                                  |                                    |                                  |        |
| <b>Don Kessinger, S</b><br>OBP: 0.317, SLG: 0.200<br>(1, 6)         |   |                                  |                              |                                 |                              |                                 |                              |                                 |                              | 3 0 1 2 1 0 2                   |                              |                                 |                              |                                 |                              |                                 |                                  |                                    |                                  |        |
| <b>Burt Hooton, R</b><br>OBP: 0.400, SLG: 0.250<br>(1, 1)           |   |                                  |                              |                                 |                              |                                 |                              |                                 |                              |                                 |                              |                                 |                              |                                 |                              |                                 |                                  |                                    |                                  |        |
| <b>Inning Stats</b>   | R: 5<br>E: 0<br>K: 0<br>S: 7                          | H: 4<br>LOB: 2<br>BB: 3<br>P: 19 | R: 0<br>E: 0<br>K: 1<br>S: 3 | H: 1<br>LOB: 1<br>BB: 1<br>P: 7 | R: 0<br>E: 0<br>K: 1<br>S: 5 | H: 0<br>LOB: 0<br>BB: 0<br>P: 5 | R: 0<br>E: 0<br>K: 1<br>S: 5 | H: 0<br>LOB: 0<br>BB: 0<br>P: 5 | R: 0<br>E: 0<br>K: 0<br>S: 4 | H: 1<br>LOB: 1<br>BB: 0<br>P: 4 | R: 0<br>E: 0<br>K: 0<br>S: 3 | H: 0<br>LOB: 1<br>BB: 0<br>P: 4 | R: 1<br>E: 0<br>K: 1<br>S: 7 | H: 2<br>LOB: 1<br>BB: 0<br>P: 7 | R: 1<br>E: 0<br>K: 1<br>S: 7 | H: 2<br>LOB: 2<br>BB: 0<br>P: 7 | 1B: 7<br>2B: 2<br>3B: 1<br>HR: 0 | SF: 2<br>SAC: 1<br>DP: 1<br>HBP: 1 | WP: 1<br>PB: 0<br>SB: 1<br>CS: 0 | PA: 42 |
| <b>PITCHER</b>  | IP WLS BF H R ER SO BB IBB HBP BLK WP HR S P ERA WHIP |                                  |                              |                                 |                              |                                 |                              |                                 |                              |                                 |                              |                                 |                              |                                 |                              |                                 |                                  |                                    |                                  |        |
| <b>Jim McAndrew, R</b><br>ERA: 13.5<br>(1, 1)                       | 0.2 L 9 4 5 5 0 1 2 0 0 0 0 0 6 18 67.50 7.500        |                                  |                              |                                 |                              |                                 |                              |                                 |                              |                                 |                              |                                 |                              |                                 |                              |                                 |                                  |                                    |                                  |        |
| <b>Ray Sadecki, L</b><br>ERA: 2.7<br>(1, 1)                         | 5.1 19 2 0 0 3 2 0 0 0 0 0 0 23 31 0.00 0.750         |                                  |                              |                                 |                              |                                 |                              |                                 |                              |                                 |                              |                                 |                              |                                 |                              |                                 |                                  |                                    |                                  |        |
| <b>Phil Hennigan, R</b><br>ERA: 2.45<br>(7, 1)                      | 2.0 9 2 1 1 1 0 0 1 0 1 0 10 11 4.50 1.000            |                                  |                              |                                 |                              |                                 |                              |                                 |                              |                                 |                              |                                 |                              |                                 |                              |                                 |                                  |                                    |                                  |        |
| <b>George Stone, L</b><br>ERA: 4.5<br>(9, 1)                        | 1.0 5 2 1 1 1 0 0 0 0 0 0 0 7 7 9.00 2.000            |                                  |                              |                                 |                              |                                 |                              |                                 |                              |                                 |                              |                                 |                              |                                 |                              |                                 |                                  |                                    |                                  |        |

**Chicago Cubs @ New York Mets**  
Shea Stadium, Flushing, NY  
Thu Apr 19 1973, 3:38 AM EST  
Att. 38,079 - Overcast - 77 F

|     |    |
|-----|----|
| AB  | 33 |
| R   | 7  |
| H   | 10 |
| RBI | 7  |
| BB  | 5  |
| SO  | 5  |
| LOB | 20 |



|       |        |
|-------|--------|
| WP: 1 | PA: 42 |
| PB: 0 |        |
| SB: 1 |        |
| CS: 0 |        |

| PITCHER          | IP  | WLS | BF | H | R | ER | SO | BB | IBB | HBP | BLK | WP | HR | S  | P  | ERA   | WHIP  |
|------------------|-----|-----|----|---|---|----|----|----|-----|-----|-----|----|----|----|----|-------|-------|
| Jim McAndrew, R  | 0.2 | L   | 9  | 4 | 5 | 5  | 0  | 1  | 2   | 0   | 0   | 0  | 0  | 6  | 18 | 67.50 | 7.500 |
| Ray Sadecki, L   | 5.1 |     | 19 | 2 | 0 | 0  | 3  | 2  | 0   | 0   | 0   | 0  | 0  | 23 | 31 | 0.00  | 0.750 |
| Phil Hennigan, R | 2.0 |     | 9  | 2 | 1 | 1  | 1  | 0  | 0   | 1   | 0   | 1  | 0  | 10 | 11 | 4.50  | 1.000 |
| George Stone, L  | 1.0 |     | 5  | 2 | 1 | 1  | 1  | 0  | 0   | 0   | 0   | 0  | 0  | 7  | 7  | 9.00  | 2.000 |

| Batter  | 1                 | 2                    | 3          | 4                | 5           | 6           | 7                     | 8                   | 9           | AB | R | H | RBI | BB | SO | LOB | BOTTOM   |  |
|---|-------------------|----------------------|------------|------------------|-------------|-------------|-----------------------|---------------------|-------------|----|---|---|-----|----|----|-----|--|--|
| Ted Martinez, R<br>OBP: 0.167, SLG: 0.167 (1, 6)  | 0-0<br>2-3<br>1B  |                      | 0-0<br>1-3 |                  |             | 0-0<br>1-3  |                       |                     | 0-3<br>K    | 4  | 0 | 1 | 0   | 0  | 1  | 0   | <b>Chicago Cubs @ New York Mets</b><br>Shea Stadium, Flushing, NY<br>Thu Apr 19 1973, 3:38 AM EST<br>Att. 38,079 - Overcast - 77 F |  |
| Felix Millan, R<br>OBP: 0.186, SLG: 0.220 (1, 4)  | 0-3<br>K          |                      | 0-0<br>F9  |                  |             | 0-0<br>G3   |                       |                     | 0-0<br>P4-3 | 4  | 0 | 0 | 0   | 0  | 1  | 1   |  |  |
| George Theodore, R<br>OBP: 0.333, SLG: 0.286 (1, 8)   | 0-0<br>2-3<br>1-2 |                      |            | 0-0<br>L6<br>2B  |             |             |                       | 4-0<br>P4-6-3<br>BB | 0-0<br>6-3  | 3  | 0 | 1 | 0   | 1  | 0  | 1   |  |  |
| Rusty Staub, L<br>OBP: 0.195, SLG: 0.184 (1, 9)   | 0-0<br>F8         |                      |            | 0-0<br>L6<br>2-3 |             |             | 0-0<br>P4-6-3<br>1-2f |                     |             | 3  | 0 | 0 | 0   | 0  | 0  | 3   |  |  |
| Cleon Jones, R<br>OBP: 0.293, SLG: 0.432 (1, 7)   |                   | 0-3<br>K             |            | 0-3<br>K         |             |             |                       | 0-0<br>F8           |             | 3  | 0 | 0 | 0   | 0  | 2  | 0   |  |  |
| John Milner, L<br>OBP: 0.500, SLG: 0.727 (1, 3)   |                   | 4-0<br>FC6-4<br>BB   |            |                  | 0-0<br>P4-3 |             |                       | 0-0<br>6-3          |             | 2  | 0 | 0 | 0   | 1  | 0  | 0   |  |  |
| Wayne Garrett, L<br>OBP: 0.333, SLG: 0.429 (1, 5)   |                   | 0-3<br>K             |            |                  | 0-0<br>P4-3 |             |                       | 0-0<br>3-1<br>2B    |             | 3  | 0 | 1 | 0   | 0  | 1  | 1   |  |  |
| Duffy Dyer, R<br>OBP: 0.152, SLG: 0.125 (1, 2)  |                   | 0-0<br>FC6-4<br>1-2f |            |                  | 0-3<br>K    |             |                       | 0-0<br>3-1          |             | 3  | 0 | 0 | 0   | 0  | 1  | 2   |  |  |
| Jim McAndrew, R (1, 1)<br>Ray Sadecki, L (1, 1)<br>Ken Boswell, L (6, PH)<br>Phil Hennigan, R (7, 1)<br>Ed Kranepool, L (8, PH)<br>George Stone, L (9, 1) |                   |                      | 0-0<br>F8  |                  |             | 0-0<br>P4-3 |                       | 0-0<br>L8           |             | 0  | 0 | 0 | 0   | 0  | 0  | 0   |  |  |

| Inning Stats                                 | R: 0 | H: 1 | E: 0 | K: 1 | S: 6 | LOB: 1 | BB: 0 | P: 6 | R: 0 | H: 0 | E: 0 | K: 2 | S: 7 | LOB: 1 | BB: 1 | P: 11 | R: 0 | H: 0 | E: 0 | K: 0 | S: 3 | LOB: 0 | BB: 0 | P: 3 | R: 0 | H: 1 | E: 0 | K: 1 | S: 5 | LOB: 0 | BB: 0 | P: 5 | R: 0 | H: 0 | E: 0 | K: 1 | S: 5 | LOB: 0 | BB: 0 | P: 5 | R: 0 | H: 0 | E: 0 | K: 0 | S: 3 | LOB: 0 | BB: 0 | P: 3 | R: 0 | H: 0 | E: 0 | K: 0 | S: 2 | LOB: 0 | BB: 1 | P: 6 | R: 0 | H: 1 | E: 0 | K: 0 | S: 4 | LOB: 1 | BB: 0 | P: 4 | R: 0 | H: 0 | E: 0 | K: 1 | S: 5 | LOB: 0 | BB: 0 | P: 5 | 1B: 1 | SF: 0 | 2B: 3 | SAC: 0 | 3B: 0 | DP: 2 | HR: 0 | HBP: 0 | WP: 0 | PA: 30 | ERA | WHIP |
|--|------|------|------|------|------|--------|-------|------|------|------|------|------|------|--------|-------|-------|------|------|------|------|------|--------|-------|------|------|------|------|------|------|--------|-------|------|------|------|------|------|------|--------|-------|------|------|------|------|------|------|--------|-------|------|------|------|------|------|------|--------|-------|------|------|------|------|------|------|--------|-------|------|------|------|------|------|------|--------|-------|------|-------|-------|-------|--------|-------|-------|-------|--------|-------|--------|-----|------|
| PITCHER<br>Burt Hooton, R<br>ERA: 4.3 (1, 1) | IP   | WLS  | BF   | H    | R    | ER     | SO    | BB   | IBB  | HBP  | BLK  | WP   | HR   | S      | P     | ERA   | WHIP |      |      |      |      |        |       |      |      |      |      |      |      |        |       |      |      |      |      | IP   | WLS  | BF     | H     | R    | ER   | SO   | BB   | IBB  | HBP  | BLK    | WP    | HR   | S    | P    | ERA  | WHIP |      |        |       |      |      |      |      |      |      |        |       |      |      |      |      |      |      |        |       |      |       |       |       |        |       |       |       |        |       |        |     |      |



| Batter   | 1   | 2                               | 3                            | 4                               | 5                            | 6                               | 7                            | 8                               | 9                            | AB R H RBI BB SO LOB            | TOP                          |                                 |                              |                                  |                              |                                 |                              |                                  |                                  |                                    |                                  |        |
|--|---|---------------------------------|------------------------------|---------------------------------|------------------------------|---------------------------------|------------------------------|---------------------------------|------------------------------|---------------------------------|------------------------------|---------------------------------|------------------------------|----------------------------------|------------------------------|---------------------------------|------------------------------|----------------------------------|----------------------------------|------------------------------------|----------------------------------|--------|
| Pepe Frias, R (1, 4)<br>OBP: 0.308, SLG: 0.385     | 0-3<br>K  |                                 |                              | 0-0<br>5-3                      |                              | 0-0<br>F7                       |                              | 0-0<br>L1                       |                              | 4 0 0 0 0 1 1                   |                              |                                 |                              |                                  |                              |                                 |                              |                                  |                                  |                                    |                                  |        |
| Tim Foli, R (1, 6)<br>OBP: 0.213, SLG: 0.267       | 0-0<br>5-3  |                                 |                              | 0-0<br>FC4-6<br>1B              |                              | 0-0<br>P4                       |                              | 0-0<br>F8                       |                              | 4 0 1 0 0 0 1                   |                              |                                 |                              |                                  |                              |                                 |                              |                                  |                                  |                                    |                                  |        |
| Mike Jorgensen, L (1, 3)<br>OBP: 0.323, SLG: 0.321 | 0-3<br>K  |                                 |                              | 0-0<br>F7                       |                              | 4-0<br>BB<br>BB                 |                              | 0-0<br>F4<br>2B                 |                              | 3 0 1 0 1 1 1                   |                              |                                 |                              |                                  |                              |                                 |                              |                                  |                                  |                                    |                                  |        |
| Ron Fairly, L (1, 7)<br>OBP: 0.632, SLG: 0.750     |   | 0-0<br>1-3                      |                              | 0-0<br>FC4-6<br>1-2f            |                              | 4-0<br>1-2<br>BB                |                              | 4-0<br>F4<br>BB                 |                              | 2 0 0 0 2 0 1                   |                              |                                 |                              |                                  |                              |                                 |                              |                                  |                                  |                                    |                                  |        |
| Ken Singleton, S (1, 9)<br>OBP: 0.326, SLG: 0.265  |   | 0-3<br>K                        |                              | 0-0<br>6-3                      |                              | 0-3<br>K                        |                              | 0-0<br>F4<br>1-2<br>2-3         |                              | 4 0 0 0 0 2 4                   |                              |                                 |                              |                                  |                              |                                 |                              |                                  |                                  |                                    |                                  |        |
| Jorge Roque, R (1, 8)<br>OBP: 0.256, SLG: 0.325    |   | 0-0<br>F7                       |                              | 0-0<br>5-3                      |                              | 0-3<br>K                        |                              | 0-3<br>K                        |                              | 4 0 0 0 0 2 4                   |                              |                                 |                              |                                  |                              |                                 |                              |                                  |                                  |                                    |                                  |        |
| Coco Laboy, R (1, 5)<br>OBP: 0.333, SLG: 0.400     |   |                                 |                              | 0-0<br>F7                       |                              | 0-0<br>F7                       |                              | 0-0<br>P3                       |                              | 3 0 0 0 0 0 2                   |                              |                                 |                              |                                  |                              |                                 |                              |                                  |                                  |                                    |                                  |        |
| Terry Humphrey, R (1, 2)<br>OBP: 0.231, SLG: 0.250 |   |                                 |                              | 0-3<br>K                        |                              | 0-0<br>2B                       |                              | 0-3<br>K                        |                              | 3 0 1 0 0 2 0                   |                              |                                 |                              |                                  |                              |                                 |                              |                                  |                                  |                                    |                                  |        |
| Balor Moore, L (1, 1)<br>OBP: 0.200, SLG: 0.111    |   |                                 |                              | 0-3<br>K                        |                              | 0-0<br>1-3                      |                              | 0-0<br>1-3                      |                              | 2 0 0 0 0 1 1                   |                              |                                 |                              |                                  |                              |                                 |                              |                                  |                                  |                                    |                                  |        |
| Bob Bailey, R (8, PH)<br>OBP: 0.176, SLG: 0.067    |   |                                 |                              |                                 |                              |                                 |                              |                                 |                              | 1 0 0 0 0 0 0                   |                              |                                 |                              |                                  |                              |                                 |                              |                                  |                                  |                                    |                                  |        |
| Joe Gilbert, R (8, 1)                              |   |                                 |                              |                                 |                              |                                 |                              |                                 |                              | 0 0 0 0 0 0 0                   |                              |                                 |                              |                                  |                              |                                 |                              |                                  |                                  |                                    |                                  |        |
| <b>Inning Stats</b>                                | R: 0<br>E: 0<br>K: 2<br>S: 7                          | H: 0<br>LOB: 0<br>BB: 0<br>P: 7 | R: 0<br>E: 0<br>K: 1<br>S: 5 | H: 0<br>LOB: 0<br>BB: 0<br>P: 5 | R: 0<br>E: 0<br>K: 2<br>S: 7 | H: 0<br>LOB: 0<br>BB: 0<br>P: 7 | R: 0<br>E: 0<br>K: 0<br>S: 4 | H: 1<br>LOB: 1<br>BB: 0<br>P: 4 | R: 0<br>E: 0<br>K: 0<br>S: 3 | H: 0<br>LOB: 0<br>BB: 0<br>P: 3 | R: 0<br>E: 0<br>K: 0<br>S: 4 | H: 1<br>LOB: 1<br>BB: 0<br>P: 4 | R: 0<br>E: 0<br>K: 2<br>S: 7 | H: 0<br>LOB: 2<br>BB: 2<br>P: 15 | R: 0<br>E: 0<br>K: 1<br>S: 5 | H: 0<br>LOB: 0<br>BB: 0<br>P: 5 | R: 0<br>E: 0<br>K: 1<br>S: 6 | H: 1<br>LOB: 2<br>BB: 1<br>P: 10 | 1B: 1<br>2B: 2<br>3B: 0<br>HR: 0 | SF: 0<br>SAC: 0<br>DP: 0<br>HBP: 0 | WP: 0<br>PB: 0<br>SB: 0<br>CS: 0 | PA: 33 |
| <b>PITCHER</b>                                     | IP WLS BF H R ER SO BB IBB HBP BLK WP HR S P ERA WHIP |                                 |                              |                                 |                              |                                 |                              |                                 |                              |                                 |                              |                                 |                              |                                  |                              |                                 |                              |                                  |                                  |                                    |                                  |        |
| Harry Parker, R (1, 1)<br>ERA: 0.61                | 7.0 W 25 2 0 0 7 2 0 0 0 0 0 0 37 45 0.00 0.571       |                                 |                              |                                 |                              |                                 |                              |                                 |                              |                                 |                              |                                 |                              |                                  |                              |                                 |                              |                                  |                                  |                                    |                                  |        |
| Tug McGraw, L (8, 1)<br>ERA: 2.45                  | 2.0 S 8 1 0 0 2 1 0 0 0 0 0 0 11 15 0.00 1.000        |                                 |                              |                                 |                              |                                 |                              |                                 |                              |                                 |                              |                                 |                              |                                  |                              |                                 |                              |                                  |                                  |                                    |                                  |        |

**Montreal Expos @ New York Mets**  
 Shea Stadium, Flushing, NY  
 Sat Apr 21 1973, 3:33 AM EST  
 Att: 40,011 - Unknown

livebaseballscorecards.com

**AB 30**  
**R 0**  
**H 3**  
**RBI 0**  
**BB 3**  
**SO 9**  
**LOB 15**





| Batter  | 1                 | 2          | 3         | 4 | 5          | 6                                 | 7                      | 8 | 9 |
|---|-------------------|------------|-----------|---|------------|-----------------------------------|------------------------|---|---|
| Bud Harrelson, S<br>OBP: 0.311, SLG: 0.250<br>(1, 6)  | 0-0<br>F9         |            | 0-0<br>L1 |   |            | 4-0<br>FC3-6<br>SH3-4<br>1B<br>BB | 0-0<br>SH              |   |   |
| Felix Millan, R<br>OBP: 0.196, SLG: 0.250<br>(1, 4)   | 0-0<br>4-3<br>2B  |            | 0-0<br>L7 |   |            | 0-0<br>SH3-4<br>1-2               | 0-0<br>P1              |   |   |
| Willie Mays, R<br>OBP: 0.158, SLG: 0.059<br>Rich Chiles, L<br>OBP: 0.059, SLG: 0.118<br>(1, 8)<br>(9, 8)          | 0-0<br>4-3<br>2-3 |            | 0-0<br>F8 |   |            | 4-0<br>FC3-6<br>BB                | 0-3<br>K               |   |   |
| Rusty Staub, L<br>OBP: 0.244, SLG: 0.179<br>(1, 9)  | 4-0<br>BB         |            | 4-0<br>BB |   |            | 0-0<br>FC3-6<br>1B                | 4-0<br>SH3<br>HR<br>BB |   |   |
| George Theodore, R<br>OBP: 0.333, SLG: 0.300<br>(1, 7)  | 0-3<br>K          |            | 0-0<br>F9 |   |            | 0-0<br>1B<br>1B                   | 0-0<br>SH3             |   |   |
| John Milner, L<br>OBP: 0.500, SLG: 0.784<br>(1, 3)  |                   | 0-0<br>3-1 | 0-3<br>K  |   |            | 0-0<br>1B<br>1B                   | 0-0<br>HR              |   |   |
| Jim Fregosi, R<br>OBP: 0.310, SLG: 0.308<br>Wayne Garrett, L<br>OBP: 0.333, SLG: 0.429<br>(1, 5)<br>(9, 5)        |                   | 0-3<br>K   |           |   | 0-0<br>6-3 | 0-0<br>1B<br>1B                   | 0-0<br>1-3             |   |   |
| Jerry Grote, R<br>OBP: 0.222, SLG: 0.222<br>(1, 2)  |                   | 0-0<br>P3  |           |   | 0-0<br>5-3 | 0-3<br>K                          | 0-3<br>K               |   |   |
| Harry Parker, R<br>OBP: 0.200, SLG: 0.200<br>Ted Martinez, R<br>OBP: 0.167, SLG: 0.167<br>Tug McGraw, R<br>(8, 1) |                   |            | 0-0<br>L9 |   | 0-3<br>K   |                                   | 0-0<br>CS<br>SH<br>1B  |   |   |

| Inning Stats                     | R: 0<br>E: 0<br>K: 1<br>S: 6       | H: 1<br>LOB: 2<br>BB: 1<br>P: 10 | R: 0<br>E: 0<br>K: 1<br>S: 5 | H: 0<br>LOB: 0<br>BB: 0<br>P: 5 | R: 0<br>E: 0<br>K: 0<br>S: 3 | H: 0<br>LOB: 0<br>BB: 0<br>P: 3 | R: 0<br>E: 0<br>K: 1<br>S: 5 | H: 0<br>LOB: 1<br>BB: 1<br>P: 9 | R: 0<br>E: 0<br>K: 1<br>S: 5 | H: 0<br>LOB: 0<br>BB: 0<br>P: 5 | R: 3<br>E: 0<br>K: 1<br>S: 8 | H: 3<br>LOB: 2<br>BB: 2<br>P: 16 | R: 0<br>E: 1<br>K: 1<br>S: 6 | H: 1<br>LOB: 2<br>BB: 0<br>P: 6 | R: 2<br>E: 0<br>K: 1<br>S: 6 | H: 1<br>LOB: 0<br>BB: 1<br>P: 10 |
|----------------------------------|------------------------------------|----------------------------------|------------------------------|---------------------------------|------------------------------|---------------------------------|------------------------------|---------------------------------|------------------------------|---------------------------------|------------------------------|----------------------------------|------------------------------|---------------------------------|------------------------------|----------------------------------|
| 1B: 4<br>2B: 2<br>3B: 0<br>HR: 1 | SF: 0<br>SAC: 3<br>DP: 1<br>HBP: 0 | WP: 0<br>PA: 35                  | WP: 0<br>PA: 35              | WP: 0<br>PA: 35                 | WP: 0<br>PA: 35              | WP: 0<br>PA: 35                 | WP: 0<br>PA: 35              | WP: 0<br>PA: 35                 | WP: 0<br>PA: 35              | WP: 0<br>PA: 35                 | WP: 0<br>PA: 35              | WP: 0<br>PA: 35                  | WP: 0<br>PA: 35              | WP: 0<br>PA: 35                 | WP: 0<br>PA: 35              |                                  |

| PITCHER   | IP               | WLS        | BF     | H       | R      | ER     | SO     | BB     | IBB    | HBP    | BLK    | WP     | HR     | S       | P        | ERA           | WHIP           |
|---|------------------|------------|--------|---------|--------|--------|--------|--------|--------|--------|--------|--------|--------|---------|----------|---------------|----------------|
| Balor Moore, L<br>ERA: 3.76<br>Joe Gilbert, L<br>ERA: 5.4 | (1, 1)<br>(8, 1) | 7.0<br>1.0 | L<br>5 | 30<br>5 | 3<br>2 | 3<br>2 | 6<br>1 | 6<br>1 | 4<br>0 | 0<br>0 | 0<br>0 | 0<br>0 | 0<br>1 | 38<br>6 | 54<br>10 | 3.86<br>18.00 | 1.286<br>2.000 |


**BOTTOM**

**Montreal Expos @ New York Mets**  
Shea Stadium, Flushing, NY

Sat Apr 21 1973, 3:33 AM EST  
Att. 40,011 - Unknown

livebaseballscorecards.com

|     |    |
|-----|----|
| AB  | 27 |
| R   | 5  |
| H   | 6  |
| RBI | 5  |
| BB  | 5  |
| SO  | 7  |
| LOB | 13 |



**Montreal Expos @ New York Mets**  
 Shea Stadium, Flushing, NY  
 Sun Apr 22 1973, 3:33 AM EST  
 Unknown

livebaseballscorecards.com

|     |    |
|-----|----|
| AB  | 33 |
| R   | 2  |
| H   | 6  |
| RBI | 2  |
| BB  | 3  |
| SO  | 6  |
| LOB | 13 |



| AB    | R      | H     | RBI    | BB    | SO    | LOB   |
|-------|--------|-------|--------|-------|-------|-------|
| 5     | 0      | 0     | 0      | 0     | 0     | 4     |
| 5     | 0      | 2     | 1      | 0     | 1     | 0     |
| 4     | 0      | 0     | 0      | 1     | 0     | 3     |
| 3     | 1      | 2     | 1      | 1     | 0     | 0     |
| 0     | 0      | 0     | 0      | 0     | 0     | 0     |
| 4     | 0      | 0     | 0      | 0     | 1     | 4     |
| 4     | 0      | 0     | 0      | 0     | 1     | 2     |
| 3     | 0      | 0     | 0      | 0     | 2     | 0     |
| 1     | 0      | 0     | 0      | 0     | 0     | 0     |
| 0     | 0      | 0     | 0      | 0     | 0     | 0     |
| 3     | 0      | 1     | 0      | 0     | 1     | 0     |
| 1     | 0      | 1     | 0      | 0     | 0     | 0     |
| 0     | 0      | 0     | 0      | 0     | 0     | 0     |
| 0     | 0      | 0     | 0      | 0     | 0     | 0     |
| 0     | 1      | 0     | 0      | 1     | 0     | 0     |
| 0     | 0      | 0     | 0      | 0     | 0     | 0     |
| 1B: 5 | SF: 0  | 2B: 1 | SAC: 0 | 3B: 0 | DP: 1 | HR: 1 |
| HR: 1 | HBP: 0 |       |        |       |       |       |

| Batter   | 1         | 2         | 3          | 4          | 5         | 6         | 7                       | 8               | 9                 | 10                      |
|--|-----------|-----------|------------|------------|-----------|-----------|-------------------------|-----------------|-------------------|-------------------------|
| <b>Pepe Frias, R</b> (1, 4)<br>OBP: 0.222, SLG: 0.278  | 0-0<br>F8 |           | 0-0<br>5-3 |            |           | 0-0<br>F6 |                         | 0-0<br>5-3      |                   | 0-0<br>FC5<br>1B        |
| <b>Tim Foli, R</b> (1, 6)<br>OBP: 0.231, SLG: 0.280  | 0-0<br>F3 |           |            | 0-3<br>K   |           |           | 0-0<br>5-3              |                 | 0-0<br>5-3<br>1B  | 0-0<br>1B               |
| <b>Mike Jorgensen, L</b> (1, 3)<br>OBP: 0.306, SLG: 0.281  | 0-0<br>P6 |           |            | 0-0<br>F9  |           |           | 4-0<br>L4-6<br>1B<br>BB |                 | 0-0<br>5-3<br>1-2 | 0-0<br>F9               |
| <b>Ron Fairly, L</b> (1, 7)<br>OBP: 0.643, SLG: 0.852<br><b>Ron Woods, R</b> (9, 7)<br>OBP: 0.545, SLG: 0.375  |           | 0-0<br>HR |            | 0-0<br>1-3 |           |           | 0-0<br>1-2<br>1B        |                 | 4-0<br>1B         |                         |
| <b>Ken Singleton, S</b> (1, 9)<br>OBP: 0.298, SLG: 0.237   |           | 0-3<br>K  |            |            | 0-0<br>F8 |           | 0-0<br>L4-6<br>2-3      |                 | 0-0<br>L7         |                         |
| <b>Pepe Mangual, R</b> (1, 8)<br>OBP: 0.235, SLG: 0.438  |           | 0-0<br>P4 |            |            | 0-0<br>F9 |           |                         | 0-3<br>K        | 0-0<br>5-3        |                         |
| <b>Coco Laboy, R</b> (1, 5)<br>OBP: 0.296, SLG: 0.348<br><b>Ron Hunt, R</b> (10, PH)<br>OBP: 0.385, SLG: 0.226<br><b>Bob Bailey, R</b> (10, 5)<br>OBP: 0.176, SLG: 0.067   |           | 0-0<br>P4 |            |            | 0-3<br>K  |           |                         | 0-3<br>K        |                   | 0-0<br>5-3              |
| <b>Terry Humphrey, R</b> (1, 2)<br>OBP: 0.250, SLG: 0.267<br><b>John Boccabella, R</b> (9, 2)<br>OBP: 0.286, SLG: 0.286<br><b>Jorge Roque, R</b> (10, PR)<br>OBP: 0.256, SLG: 0.325<br><b>Bob Stinson, S</b> (10, 2) |           |           | 0-0<br>F9  |            |           | 0-3<br>K  |                         | 0-0<br>BB<br>1B |                   | 0-0<br>FC5<br>WP<br>1B  |
| <b>John Strohmayr, R</b> (1, 1)<br>OBP: 0.500, SLG: 0.500<br><b>Mike Marshall, R</b> (8, 1)<br>OBP: 0.600, SLG: 0.500<br><b>Boots Day, L</b> (10, PH)<br>OBP: 0.600, SLG: 0.500<br><b>Tom Walker, R</b> (10, 1)      |           |           | 0-0<br>4-3 |            |           | 0-0<br>F8 |                         | 4-0<br>BB       |                   | 4-0<br>FC5<br>1B<br>IBB |

| Inning Stats | R: 0 | H: 0 | E: 0 | LOB: 0 | K: 0 | S: 3 | P: 3 | R: 1 | H: 1 | E: 0 | LOB: 0 | K: 1 | S: 6 | P: 6 | R: 0 | H: 0 | E: 0 | LOB: 0 | K: 0 | S: 3 | P: 3 | R: 0 | H: 0 | E: 0 | LOB: 0 | K: 1 | S: 5 | P: 5 | R: 0 | H: 0 | E: 0 | LOB: 0 | K: 1 | S: 5 | P: 5 | R: 0 | H: 1 | E: 0 | LOB: 1 | K: 0 | S: 3 | P: 7 | R: 0 | H: 1 | E: 0 | LOB: 2 | K: 2 | S: 8 | P: 12 | R: 0 | H: 1 | E: 0 | LOB: 2 | K: 0 | S: 4 | P: 8 | R: 1 | H: 2 | E: 0 | LOB: 2 | K: 0 | S: 5 | P: 9 | 1B: 5 | SF: 0 | 2B: 1 | SAC: 0 | 3B: 0 | DP: 1 | HR: 1 | HBP: 0 | WP: 1 | PA: 39 |
|--------------|------|------|------|--------|------|------|------|------|------|------|--------|------|------|------|------|------|------|--------|------|------|------|------|------|------|--------|------|------|------|------|------|------|--------|------|------|------|------|------|------|--------|------|------|------|------|------|------|--------|------|------|-------|------|------|------|--------|------|------|------|------|------|------|--------|------|------|------|-------|-------|-------|--------|-------|-------|-------|--------|-------|--------|
|--------------|------|------|------|--------|------|------|------|------|------|------|--------|------|------|------|------|------|------|--------|------|------|------|------|------|------|--------|------|------|------|------|------|------|--------|------|------|------|------|------|------|--------|------|------|------|------|------|------|--------|------|------|-------|------|------|------|--------|------|------|------|------|------|------|--------|------|------|------|-------|-------|-------|--------|-------|-------|-------|--------|-------|--------|

| PITCHER                                      | IP  | WLS | BF | H | R | ER | SO | BB | IBB | HBP | BLK | WP | HR | S  | P  | ERA  | WHIP  |
|--|-----|-----|----|---|---|----|----|----|-----|-----|-----|----|----|----|----|------|-------|
| <b>Tom Seaver, R</b> (1, 1)<br>ERA: 0.81     | 9.0 |     | 33 | 4 | 1 | 1  | 6  | 2  | 1   | 0   | 0   | 0  | 1  | 42 | 54 | 1.00 | 0.667 |
| <b>Phil Hennigan, R</b> (10, 1)<br>ERA: 3.86 | 1.0 | L   | 6  | 2 | 1 | 1  | 0  | 0  | 1   | 0   | 0   | 1  | 0  | 5  | 9  | 9.00 | 2.000 |

BOTTOM

Montreal Expos @ New York Mets  
Shea Stadium, Flushing, NY  
Sun Apr 22 1973, 3:33 AM EST  
Unknown

livebaseballscorecards.com



AB R H RBI BB SO LOB

|   |   |   |   |   |   |   |
|---|---|---|---|---|---|---|
| 4 | 0 | 0 | 0 | 0 | 1 | 2 |
| 3 | 0 | 0 | 0 | 2 | 0 | 1 |
| 5 | 0 | 0 | 0 | 0 | 1 | 2 |
| 3 | 0 | 0 | 0 | 2 | 0 | 1 |
| 4 | 0 | 0 | 0 | 1 | 1 | 2 |
| 4 | 0 | 0 | 0 | 1 | 1 | 2 |
| 4 | 0 | 0 | 0 | 0 | 0 | 2 |
| 2 | 1 | 1 | 0 | 2 | 0 | 0 |
| 3 | 0 | 1 | 0 | 0 | 0 | 2 |
| 2 | 0 | 0 | 0 | 1 | 0 | 1 |
| 1 | 0 | 1 | 1 | 0 | 0 | 0 |
| 0 | 0 | 0 | 0 | 0 | 0 | 0 |

|     |    |
|-----|----|
| AB  | 31 |
| R   | 1  |
| H   | 3  |
| RBI | 1  |
| BB  | 8  |
| SO  | 3  |
| LOB | 13 |

|    |   |    |    |
|----|---|----|----|
| WP | 2 | PA | 41 |
| PB | 1 |    |    |
| SB | 0 |    |    |
| CS | 0 |    |    |

|    |   |     |   |
|----|---|-----|---|
| 1B | 2 | SF  | 0 |
| 2B | 1 | SAC | 2 |
| 3B | 0 | DP  | 0 |
| HR | 0 | HBP | 0 |

| Batter  | 1               | 2          | 3         | 4                  | 5          | 6                | 7          | 8               | 9                              | 10           |
|---|-----------------|------------|-----------|--------------------|------------|------------------|------------|-----------------|--------------------------------|--------------|
| Bud Harrelson, S<br>OBP: 0.286, SLG: 0.227 (1, 6) | 0-3<br>K        |            | 0-0<br>G3 |                    | 0-0<br>1-3 |                  | 0-0<br>FC5 |                 | 0-0<br>SH5-3                   |              |
| Felix Millan, R<br>OBP: 0.216, SLG: 0.234 (1, 4)  | 4-0<br>PB<br>BB |            | 4-0<br>BB |                    | 0-0<br>F7  |                  | 0-0<br>5-3 |                 | 0-0<br>P4                      |              |
| Willie Mays, R<br>OBP: 0.125, SLG: 0.045 (1, 8)   | 0-0<br>L8       |            | 0-0<br>F8 |                    | 0-0<br>F8  |                  | 0-0<br>F8  |                 | 0-0<br>6-3                     | 0-3<br>K     |
| Rusty Staub, L<br>OBP: 0.260, SLG: 0.167 (1, 9)   | 4-0<br>BB       |            | 0-0<br>F8 |                    | 0-0<br>F8  |                  | 0-0<br>F8  | 4-0<br>WP<br>BB | 0-0<br>F8                      | 0-0<br>F8    |
| John Milner, L<br>OBP: 0.471, SLG: 0.707 (1, 3)   | 0-0<br>1-3      |            |           | 0-3<br>K           |            | 0-0<br>F9        |            | 4-0<br>BB       | 0-0<br>F9                      | 0-0<br>F9    |
| Ed Kranepool, L (1, 7)                            |                 | 0-0<br>4-3 |           | 0-0<br>F8          |            | 0-0<br>G3        |            | 0-0<br>F9       |                                |              |
| Jim Fregosi, R<br>OBP: 0.364, SLG: 0.321 (1, 5)   |                 | 4-0<br>BB  |           | 0-0<br>FC5-4<br>1B |            | 0-0<br>6-3       |            |                 | 4-0<br>SH1-3<br>WP<br>1B<br>BB |              |
| Jerry Grote, R<br>OBP: 0.250, SLG: 0.333 (1, 2)   |                 | 0-0<br>P3  |           | 0-0<br>FC5-4       |            | 0-0<br>FC5<br>2B |            |                 | 0-0<br>SH1-3                   | 0-0<br>SH1-3 |
| Tom Seaver, R<br>OBP: 0.200, SLG: 0.111 (1, 1)    |                 | 0-0<br>F8  |           |                    |            | 0-0<br>1-3       |            |                 | 0-0<br>SH5-3<br>1B             |              |
| Ken Boswell, L<br>OBP: 0.333, SLG: 0.333 (9, PH)  |                 |            |           |                    |            |                  |            |                 |                                |              |
| Phil Hennigan, R (10, 1)                          |                 |            |           |                    |            |                  |            |                 |                                |              |

| Inning Stats | R: 0 | H: 0 | E: 0 | K: 1 | S: 5 | R: 0 | H: 0 | E: 0 | K: 0 | S: 3 | R: 0 | H: 0 | E: 0 | K: 0 | S: 3 | R: 0 | H: 1 | E: 0 | K: 1 | S: 6 | R: 0 | H: 0 | E: 0 | K: 0 | S: 3 | R: 0 | H: 0 | E: 0 | K: 0 | S: 3 | R: 0 | H: 1 | E: 0 | K: 0 | S: 4 | R: 0 | H: 0 | E: 0 | K: 0 | S: 3 | R: 1 | H: 1 | E: 0 | K: 0 | S: 4 | R: 0 | H: 0 | E: 0 | K: 1 | S: 5 | R: 0 | H: 0 | E: 0 | K: 0 | S: 5 | 1B: 2 | SF: 0 | 2B: 1 | 3B: 0 | HR: 0 | WP: 2 | PA: 41 |
|--------------|------|------|------|------|------|------|------|------|------|------|------|------|------|------|------|------|------|------|------|------|------|------|------|------|------|------|------|------|------|------|------|------|------|------|------|------|------|------|------|------|------|------|------|------|------|------|------|------|------|------|------|------|------|------|------|-------|-------|-------|-------|-------|-------|--------|
|--------------|------|------|------|------|------|------|------|------|------|------|------|------|------|------|------|------|------|------|------|------|------|------|------|------|------|------|------|------|------|------|------|------|------|------|------|------|------|------|------|------|------|------|------|------|------|------|------|------|------|------|------|------|------|------|------|-------|-------|-------|-------|-------|-------|--------|

| PITCHER                              | IP  | WLS | BF | H | R | ER | SO | BB | IBB | HBP | BLK | WP | HR | S  | P  | ERA  | WHIP  |
|--------------------------------------|-----|-----|----|---|---|----|----|----|-----|-----|-----|----|----|----|----|------|-------|
| John Strohmayr, R<br>ERA: (1, 1)     | 7.2 |     | 31 | 2 | 0 | 0  | 2  | 6  | 0   | 0   | 0   | 0  | 0  | 29 | 53 | 0.00 | 1.043 |
| Mike Marshall, R<br>ERA: 8.18 (8, 1) | 1.1 | W   | 7  | 1 | 1 | 1  | 0  | 2  | 0   | 0   | 0   | 2  | 0  | 5  | 13 | 6.75 | 2.250 |
| Tom Walker, R<br>ERA: 2.89 (10, 1)   | 1.0 | S   | 3  | 0 | 0 | 0  | 1  | 0  | 0   | 0   | 0   | 0  | 0  | 5  | 5  | 0.00 | 0.000 |

| Batter  | 1   | 2  | 3   | 4   | 5   | 6   | 7   | 8   | 9   | AB R H RBI BB SO LOB   | TOP  |  |                |   |
|---|---|--|---|---|---|---|---|---|---|--|--|--|----------------|---|
| Pepe Frias, R (1, 4)<br>OBP: 0.182, SLG: 0.227  | 0-0<br>P3   |  | 0-0<br>5-3  |   |   | 0-0<br>P6   |   | 0-3<br>K  |   | 4 0 0 0 0 1 1  |  |  |                |   |
| Tim Foli, R (1, 6)<br>OBP: 0.250, SLG: 0.296  | 0-0<br>4-3<br>1B  |  | 0-0<br>F7   |   |   | 0-0<br>F7   |   | 0-0<br>E<br>1-2<br>1B   |   | 4 0 2 0 0 0 0  |  |  |                |   |
| Mike Jorgensen, L (1, 3)<br>OBP: 0.282, SLG: 0.257<br>Hal Breeden, R (8, PH)<br>OBP: 0.400, SLG: 0.700  | 0-0<br>4-3<br>1-2   |  |   | 0-0<br>1-3  |   | 0-0<br>4-3  |   | 0-0<br>F7   |   | 3 0 0 0 0 0 1<br>1 0 0 0 0 0 2   |  |  |                |   |
| Ron Fairly, L (1, 7)<br>OBP: 0.600, SLG: 0.767<br>Ron Woods, R (8, PH)<br>OBP: 0.500, SLG: 0.333  | 0-0<br>6-3  |  |   | 0-0<br>G3   |   |   | 0-0<br>F9   | 0-0<br>E4<br>FC6-4<br>1-3<br>2-H                                |   | 3 0 0 0 0 0 1<br>1 0 0 0 0 0 1   |  |  |                |   |
| Ken Singleton, S (1, 9)<br>OBP: 0.333, SLG: 0.250   |   | B<br>B<br>B<br>B   | 4-0<br>CS<br>BB   |   | 4-0<br>BB   |   | 0-0<br>HR<br>1B   | 0-0<br>FC6-4<br>1-2f  |   | 2 1 1 0 2 0 2  |  |  |                |   |
| Pepe Mangual, R (1, 8)<br>OBP: 0.190, SLG: 0.350  |   | X  | 0-0<br>F8<br>1-2  |   | 0-0<br>F8   |   | 0-0<br>L7   |   | 0-0<br>F9   | 4 0 0 0 0 0 3  |  |  |                |   |
| Coco Laboy, R (1, 5)<br>OBP: 0.321, SLG: 0.348<br>Bob Bailey, R (5, PH)<br>OBP: 0.200, SLG: 0.278   |   | B<br>B<br>B<br>B   | 4-0<br>BB   |   |   | 0-0<br>F7   |   | 0-0<br>1-H<br>HR  | 0-0<br>1-3  | 0 0 0 0 1 0 0<br>3 1 1 2 0 0 0   | AB 33<br>R 3<br>H 6<br>RBI 2<br>BB 3<br>SO 2<br>LOB 13 |  |                |   |
| John Boccabella, R (1, 2)<br>OBP: 0.281, SLG: 0.281   |   | X  | 0-0<br>F9   |   |   | 0-0<br>5-3  |   | 0-0<br>L4   | 0-0<br>1B   | 4 0 1 0 0 0 1  |  |  |                |   |
| Steve Renko, R (1, 1)<br>Pat Jarvis, R (3, 1)<br>Joe Gilbert, R (3, 1)<br>Ron Hunt, R (8, PH)<br>Mike Marshall, R (8, 1)<br>Terry Humphrey, R (8, PH)<br>OBP: 0.400, SLG: 0.250<br>OBP: 0.500, SLG: 0.500<br>OBP: 0.235, SLG: 0.250 |   |  |   |   |   | 0-3<br>K  |   | 0-0<br>E<br>1B<br>1B  | 0-0<br>5-3  | 1 0 0 0 0 0 1 0<br>0 0 0 0 0 0 0 0<br>1 0 0 0 0 0 0 0<br>1 1 1 0 0 0 0 0<br>0 0 0 0 0 0 0 0<br>1 0 0 0 0 0 0 1 |  |  |                |   |
| <b>Inning Stats</b>   | R: 0<br>E: 0<br>K: 0<br>S: 4<br>H: 1<br>LOB: 1<br>BB: 0<br>P: 4 | R: 0<br>E: 0<br>K: 0<br>S: 2<br>H: 0<br>LOB: 1<br>BB: 2<br>P: 10 | R: 0<br>E: 0<br>K: 1<br>S: 5<br>H: 0<br>LOB: 0<br>BB: 0<br>P: 5 | R: 0<br>E: 0<br>K: 0<br>S: 3<br>H: 0<br>LOB: 1<br>BB: 1<br>P: 7 | R: 0<br>E: 0<br>K: 0<br>S: 3<br>H: 0<br>LOB: 0<br>BB: 0<br>P: 3 | R: 0<br>E: 0<br>K: 0<br>S: 3<br>H: 0<br>LOB: 0<br>BB: 0<br>P: 3 | R: 2<br>E: 0<br>K: 0<br>S: 5<br>H: 2<br>LOB: 0<br>BB: 0<br>P: 5 | R: 1<br>E: 1<br>K: 1<br>S: 8<br>H: 2<br>LOB: 2<br>BB: 0<br>P: 8 | R: 0<br>E: 0<br>K: 0<br>S: 4<br>H: 1<br>LOB: 1<br>BB: 0<br>P: 4 | 1B: 5<br>2B: 0<br>3B: 0<br>HR: 1<br>SF: 0<br>SAC: 0<br>DP: 0<br>HBP: 0   | WP: 0<br>PB: 0<br>SB: 0<br>CS: 1<br>PA: 36             |  |                |   |
| <b>PITCHER</b>  | IP WLS BF H R ER SO BB IBB HBP BLK WP HR S P ERA WHIP           |  |   |   |   |   |   |   |   |  |  |  | <b>PITCHER</b> | IP WLS BF H R ER SO BB IBB HBP BLK WP HR S P ERA WHIP |
| Jim McAndrew, R (1, 1)<br>ERA: 7.62   | 7.0 W 26 3 2 2 1 3 0 0 0 0 0 1 25 37 2.57 0.857                 |  |   |   |   |   |   |   |   |  |  |  |                |   |
| George Stone, L (8, 1)<br>ERA: 2.25   | 2.0 S 10 3 1 0 1 0 0 0 0 0 0 0 12 12 0.00 1.500                 |  |   |   |   |   |   |   |   |  |  |  |                |   |

**Montreal Expos @ New York Mets**  
 Shea Stadium, Flushing, NY  
 Sun Apr 22 1973, 3:38 AM EST  
 Att: 27,230 - Unknown

livebaseballscorecards.com





**New York Mets @ Houston Astros**  
**Astrodome, Houston, TX**  
 Tue Apr 24 1973, 7:05 PM EST  
 Att. 12,759 - Unknown

livebaseballscorecards.com

|            |           |
|------------|-----------|
| <b>AB</b>  | <b>34</b> |
| <b>R</b>   | <b>2</b>  |
| <b>H</b>   | <b>8</b>  |
| <b>RBI</b> | <b>2</b>  |
| <b>BB</b>  | <b>4</b>  |
| <b>SO</b>  | <b>2</b>  |
| <b>LOB</b> | <b>19</b> |



|       |        |
|-------|--------|
| WP: 0 | PA: 38 |
| PB: 0 |        |
| SB: 0 |        |
| CS: 0 |        |

| Batter  | 1                            | 2                               | 3                            | 4                                | 5                            | 6                               | 7                            | 8                               | 9                            | AB                              | R                            | H                               | RBI                          | BB                              | SO                           | LOB                             |                              |                                 |                                  |                                    |                                  |        |
|---|------------------------------|---------------------------------|------------------------------|----------------------------------|------------------------------|---------------------------------|------------------------------|---------------------------------|------------------------------|---------------------------------|------------------------------|---------------------------------|------------------------------|---------------------------------|------------------------------|---------------------------------|------------------------------|---------------------------------|----------------------------------|------------------------------------|----------------------------------|--------|
| <b>Ted Martinez, R</b> (1, 6)<br>OBP: 0.412, SLG: 0.375     | 0-3<br>K                     | 0-0<br>1-2<br>3-H<br>1B         |                              |                                  | 0-0<br>FC4-6<br>1B           |                                 | 0-3<br>K                     |                                 | 0-0<br>FC6-4<br>1B           | 5                               | 0                            | 3                               | 1                            | 0                               | 2                            | 0                               |                              |                                 |                                  |                                    |                                  |        |
| <b>Felix Millan, R</b> (1, 4)<br>OBP: 0.250, SLG: 0.259     | 0-0<br>1-3                   | 0-0<br>F9                       |                              |                                  | 0-0<br>F8                    |                                 | 0-0<br>F9                    |                                 | 0-0<br>FC6-4<br>1-2f         | 5                               | 0                            | 0                               | 0                            | 0                               | 0                            | 4                               |                              |                                 |                                  |                                    |                                  |        |
| <b>John Milner, L</b> (1, 3)<br>OBP: 0.475, SLG: 0.660      | 4-0<br>BB                    |                                 | 0-0<br>F8                    |                                  | 0-0<br>FC4-6<br>1-2f         |                                 |                              | 0-0<br>BB<br>1B                 |                              | 3                               | 0                            | 1                               | 0                            | 1                               | 0                            | 1                               |                              |                                 |                                  |                                    |                                  |        |
| <b>Rusty Staub, L</b> (1, 9)<br>OBP: 0.254, SLG: 0.143      | 0-0<br>F8                    |                                 | 0-0<br>P4                    |                                  | 0-0<br>F5                    |                                 |                              | 0-0<br>F8                       |                              | 4                               | 0                            | 0                               | 0                            | 0                               | 0                            | 3                               |                              |                                 |                                  |                                    |                                  |        |
| <b>Ed Kranepool, L</b> (1, 7)<br>OBP: 0.375, SLG: 0.500     |                              | 0-0<br>6-3                      | 0-0<br>G3                    |                                  |                              | 0-0<br>1B<br>1B                 |                              | 0-0<br>F8                       |                              | 3                               | 0                            | 1                               | 0                            | 0                               | 0                            | 0                               |                              |                                 |                                  |                                    |                                  |        |
| <b>Willie Mays, R</b> (8, PH)<br>OBP: 0.120, SLG: 0.043     |                              |                                 |                              |                                  |                              |                                 |                              |                                 |                              | 1                               | 0                            | 0                               | 0                            | 0                               | 0                            | 1                               |                              |                                 |                                  |                                    |                                  |        |
| <b>Wayne Garrett, L</b> (1, 5)<br>OBP: 0.391, SLG: 0.450    |                              | 4-0<br>BB                       |                              | 4-0<br>BB                        |                              | 0-0<br>1-2<br>1B                |                              | 4-0<br>1-2<br>BB                |                              | 1                               | 0                            | 1                               | 0                            | 2                               | 0                            | 0                               |                              |                                 |                                  |                                    |                                  |        |
| <b>Jim Fregosi, R</b> (8, PH)<br>OBP: 0.382, SLG: 0.321     |                              |                                 |                              |                                  |                              |                                 |                              |                                 |                              | 0                               | 0                            | 0                               | 0                            | 1                               | 0                            | 0                               |                              |                                 |                                  |                                    |                                  |        |
| <b>Rich Chiles, L</b> (1, 8)<br>OBP: 0.120, SLG: 0.200      |                              | 0-0<br>FC4-6<br>2B              |                              | 0-0<br>L7                        |                              | 0-0<br>F8                       |                              | 0-0<br>F7                       |                              | 3                               | 1                            | 0                               | 0                            | 0                               | 0                            | 4                               |                              |                                 |                                  |                                    |                                  |        |
| <b>George Theodore, R</b> (8, PH)<br>OBP: 0.308, SLG: 0.273 |                              |                                 |                              |                                  |                              |                                 |                              |                                 |                              | 1                               | 0                            | 0                               | 0                            | 0                               | 0                            | 2                               |                              |                                 |                                  |                                    |                                  |        |
| <b>Jerry Grote, R</b> (1, 2)<br>OBP: 0.250, SLG: 0.375      |                              | 0-0<br>1B<br>1B<br>2B           |                              | 0-0<br>FC6-4<br>1-2f             |                              | 0-0<br>G1-6-4-3<br>1-2f         |                              |                                 | 0-0<br>F5                    | 4                               | 1                            | 1                               | 1                            | 0                               | 0                            | 3                               |                              |                                 |                                  |                                    |                                  |        |
| <b>Jon Matlack, L</b> (1, 1)<br>OBP: 0.571, SLG: 0.250      |                              | 0-0<br>2-3<br>1B                |                              | 0-0<br>5-3                       |                              |                                 | 0-0<br>F8                    |                                 | 0-0<br>5-3                   | 2                               | 0                            | 1                               | 0                            | 0                               | 0                            | 1                               |                              |                                 |                                  |                                    |                                  |        |
| <b>Ken Boswell, L</b> (7, PH)<br>OBP: 0.333, SLG: 0.333     |                              |                                 |                              |                                  |                              |                                 |                              |                                 |                              | 1                               | 0                            | 0                               | 0                            | 0                               | 0                            | 0                               |                              |                                 |                                  |                                    |                                  |        |
| <b>Phil Hennigan, R</b> (7, 1)                              |                              |                                 |                              |                                  |                              |                                 |                              |                                 |                              | 0                               | 0                            | 0                               | 0                            | 0                               | 0                            | 0                               |                              |                                 |                                  |                                    |                                  |        |
| <b>Jim Beauchamp, R</b> (9, PH)<br>OBP: 0.500, SLG: 0.500   |                              |                                 |                              |                                  |                              |                                 |                              |                                 |                              | 1                               | 0                            | 0                               | 0                            | 0                               | 0                            | 0                               |                              |                                 |                                  |                                    |                                  |        |
| <b>Inning Stats</b>   | R: 0<br>E: 0<br>K: 1<br>S: 5 | H: 0<br>LOB: 1<br>BB: 1<br>P: 9 | R: 2<br>E: 0<br>K: 0<br>S: 6 | H: 3<br>LOB: 2<br>BB: 1<br>P: 10 | R: 0<br>E: 0<br>K: 0<br>S: 3 | H: 0<br>LOB: 0<br>BB: 0<br>P: 3 | R: 0<br>E: 0<br>K: 0<br>S: 3 | H: 0<br>LOB: 1<br>BB: 1<br>P: 7 | R: 0<br>E: 0<br>K: 0<br>S: 4 | H: 1<br>LOB: 1<br>BB: 0<br>P: 4 | R: 0<br>E: 0<br>K: 0<br>S: 4 | H: 2<br>LOB: 1<br>BB: 0<br>P: 4 | R: 0<br>E: 0<br>K: 1<br>S: 5 | H: 0<br>LOB: 0<br>BB: 0<br>P: 5 | R: 0<br>E: 0<br>K: 0<br>S: 4 | H: 1<br>LOB: 2<br>BB: 1<br>P: 8 | R: 0<br>E: 0<br>K: 0<br>S: 4 | H: 1<br>LOB: 1<br>BB: 0<br>P: 4 | 1B: 7<br>2B: 1<br>3B: 0<br>HR: 0 | SF: 0<br>SAC: 0<br>DP: 1<br>HBP: 0 | WP: 0<br>PB: 0<br>SB: 0<br>CS: 0 | PA: 38 |
| <b>PITCHER</b>  | IP                           | WLS                             | BF                           | H                                | R                            | ER                              | SO                           | BB                              | IBB                          | HBP                             | BLK                          | WP                              | HR                           | S                               | P                            | ERA                             | WHIP                         |                                 |                                  |                                    |                                  |        |
| <b>Ken Forsch, R</b> (1, 1)<br>ERA: 3.6                     | 7.0                          | W                               | 30                           | 7                                | 2                            | 2                               | 2                            | 3                               | 0                            | 0                               | 0                            | 0                               | 0                            | 31                              | 43                           | 2.57                            | 1.429                        |                                 |                                  |                                    |                                  |        |
| <b>Jim Crawford, L</b> (8, 1)<br>ERA: 3.72                  | 0.2                          |                                 | 3                            | 0                                | 0                            | 0                               | 0                            | 1                               | 0                            | 0                               | 0                            | 0                               | 0                            | 2                               | 6                            | 0.00                            | 1.500                        |                                 |                                  |                                    |                                  |        |
| <b>Jim Ray, R</b> (8, 1)<br>ERA:                            | 1.1                          | S                               | 5                            | 1                                | 0                            | 0                               | 0                            | 0                               | 0                            | 0                               | 0                            | 0                               | 0                            | 5                               | 5                            | 0.00                            | 0.750                        |                                 |                                  |                                    |                                  |        |

| Batter   | 1                 | 2                     | 3                       | 4                         | 5         | 6          | 7                  | 8                    | 9 | AB | R | H | RBI | BB | SO | LOB |
|--|-------------------|-----------------------|-------------------------|---------------------------|-----------|------------|--------------------|----------------------|---|----|---|---|-----|----|----|-----|
| <b>Tommie Agee, R</b><br>OBP: 0.387, SLG: 0.393 (1, 7)   | 0-0<br>1-3<br>1B  | 0-0<br>1B             |                         | 0-3<br>K                  |           | 4-0<br>BB  |                    |                      |   | 3  | 1 | 2 | 0   | 1  | 1  | 0   |
| <b>Tommy Helms, R</b><br>OBP: 0.300, SLG: 0.260 (1, 4)   | 0-0<br>1-3<br>1-2 | 0-0<br>G4-6-3<br>1B   |                         | 4-0<br>FC6-4<br>BB        |           | 0-0<br>1-3 |                    |                      |   | 3  | 0 | 1 | 0   | 1  | 0  | 2   |
| <b>Cesar Cedeno, R</b><br>OBP: 0.402, SLG: 0.549 (1, 8)  | 0-0<br>2B         | 0-0<br>G4-6-3<br>1-2f |                         | 0-0<br>FC6-4<br>S<br>1-2f |           |            | 0-0<br>L8-4<br>2B  |                      |   | 4  | 1 | 2 | 1   | 0  | 0  | 3   |
| <b>Bob Watson, R</b><br>OBP: 0.418, SLG: 0.471 (1, 3)    | 0-0<br>1-H<br>2B  |                       | 0-0<br>1B<br>2B         | 0-0<br>4-3<br>1-2         |           |            | 0-0<br>L8-4<br>2-3 |                      |   | 4  | 2 | 2 | 1   | 0  | 0  | 2   |
| <b>Jimmy Wynn, R</b><br>OBP: 0.337, SLG: 0.577 (1, 9)    | 0-0<br>3-H<br>2B  |                       | 0-0<br>6-3              |                           | 0-3<br>K  |            | 0-0<br>F9          |                      |   | 4  | 0 | 1 | 1   | 0  | 1  | 1   |
| <b>Doug Rader, R</b><br>OBP: 0.308, SLG: 0.303 (1, 5)    | 4-0<br>IBB        |                       | 4-0<br>1B<br>IBB        |                           | 0-0<br>F8 |            |                    | 4-0<br>FC6-4<br>BB   |   | 1  | 0 | 0 | 0   | 3  | 0  | 0   |
| <b>Larry Howard, R</b><br>OBP: 0.182, SLG: 0.143 (1, 2)  | 0-0<br>F7         |                       | 0-0<br>F2               |                           | 0-3<br>K  |            |                    | 0-0<br>FC6-4<br>1-2f |   | 4  | 0 | 0 | 0   | 0  | 1  | 5   |
| <b>Roger Metzger, S</b><br>OBP: 0.136, SLG: 0.159 (1, 6) | 0-0<br>5-3        |                       | 0-0<br>1-3<br>2-H<br>1B |                           | 0-3<br>K  |            |                    | 0-0<br>F8            |   | 4  | 0 | 1 | 1   | 0  | 1  | 3   |
| <b>Ken Forsch, R</b><br>OBP: 0.133, SLG: 0.071 (1, 1)    |                   | 0-3<br>K              |                         | 0-0<br>F9                 |           | 0-0<br>6-3 |                    | 0-0<br>F9            |   | 3  | 0 | 0 | 0   | 0  | 1  | 2   |
| <b>Jim Crawford, L</b><br>OBP: 0.333, SLG: 0.667 (8, 1)  |                   |                       |                         |                           |           |            |                    |                      |   | 0  | 0 | 0 | 0   | 0  | 0  | 0   |
| <b>Jim Ray, R</b><br>(8, 1)                              |                   |                       |                         |                           |           |            |                    |                      |   | 1  | 0 | 0 | 0   | 0  | 0  | 1   |

| Inning Stats | R | H | E | K | S  | H | LOB | BB | P | R | H | E | K | S | H | LOB | BB | P |
|--------------|---|---|---|---|----|---|-----|----|---|---|---|---|---|---|---|-----|----|---|
|              | 3 | 4 | 0 | 7 | 11 | 0 | 2   | 1  | 6 | 0 | 2 | 0 | 1 | 9 | 0 | 1   | 0  | 7 |
|              | 0 | 0 | 0 | 1 | 6  | 1 | 1   | 0  | 6 | 0 | 2 | 0 | 1 | 9 | 0 | 1   | 0  | 7 |
|              | 0 | 0 | 0 | 2 | 9  | 0 | 2   | 1  | 9 | 0 | 0 | 0 | 2 | 7 | 0 | 0   | 0  | 7 |
|              | 0 | 0 | 0 | 1 | 7  | 0 | 0   | 0  | 7 | 0 | 0 | 0 | 2 | 9 | 0 | 1   | 0  | 7 |
|              | 0 | 0 | 0 | 2 | 7  | 0 | 0   | 0  | 7 | 0 | 0 | 0 | 3 | 3 | 0 | 1   | 0  | 7 |
|              | 0 | 0 | 0 | 3 | 7  | 0 | 1   | 0  | 7 | 0 | 0 | 0 | 3 | 3 | 0 | 1   | 0  | 7 |
|              | 0 | 0 | 0 | 3 | 7  | 0 | 1   | 0  | 7 | 0 | 0 | 0 | 3 | 3 | 0 | 1   | 0  | 7 |

| PITCHER                                    | IP  | WLS | BF | H | R | ER | SO | BB | IBB | HBP | BLK | WP | HR | S  | P  | ERA  | WHIP  |
|--|-----|-----|----|---|---|----|----|----|-----|-----|-----|----|----|----|----|------|-------|
| <b>Jon Matlack, L</b><br>ERA: 4.18 (1, 1)  | 6.0 | L   | 29 | 8 | 4 | 4  | 5  | 2  | 2   | 0   | 0   | 0  | 0  | 35 | 51 | 6.00 | 1.667 |
| <b>Phil Hennigan, R</b><br>ERA: 2.7 (7, 1) | 2.0 |     | 7  | 1 | 0 | 0  | 0  | 1  | 0   | 0   | 0   | 0  | 0  | 6  | 10 | 0.00 | 1.000 |


**BOTTOM**

**New York Mets @ Houston Astros**  
Astrodome, Houston, TX

Tue Apr 24 1973, 7:05 PM EST  
Att. 12,759 - Unknown

|     |    |
|-----|----|
| AB  | 31 |
| R   | 4  |
| H   | 9  |
| RBI | 4  |
| BB  | 5  |
| SO  | 5  |
| LOB | 19 |

livebaseballscorecards.com



|    |   |    |    |
|----|---|----|----|
| WP | 0 | PA | 36 |
| PB | 0 | SB | 1  |
| CS | 0 |    |    |

| Batter   | 1   | 2                               | 3                             | 4                               | 5                            | 6                                | 7                            | 8                               | 9                            | AB R H RBI BB SO LOB            | TOP  |                                 |                              |                                 |                              |                                 |                                  |                                    |                                  |        |
|--|---|---------------------------------|-------------------------------|---------------------------------|------------------------------|----------------------------------|------------------------------|---------------------------------|------------------------------|---------------------------------|--|---------------------------------|------------------------------|---------------------------------|------------------------------|---------------------------------|----------------------------------|------------------------------------|----------------------------------|--------|
| <b>Bud Harrelson, S</b> (1, 6)<br>OBP: 0.302, SLG: 0.234   | 0-3<br>K  |                                 | 0-0<br>1B<br>2B<br>1B         | 0-0<br>SH1-4                    |                              | 4-0<br>BB                        |                              |                                 | 0-0<br>6-3                   | 3 1 1 0 1 1 0                   | <b>New York Mets @ Houston Astros</b><br>Astrodome, Houston, TX<br>Wed Apr 25 1973, 7:05 PM EST<br>Att: 15,248 - Unknown |                                 |                              |                                 |                              |                                 |                                  |                                    |                                  |        |
| <b>Felix Millan, R</b> (1, 4)<br>OBP: 0.246, SLG: 0.254    | 0-0<br>5-3  |                                 | 0-0<br>1-2<br>2B<br>1B        | 0-0<br>F9                       |                              | 0-0<br>1-3                       |                              |                                 | 0-0<br>F2                    | 5 1 1 0 0 0 2                   |  |                                 |                              |                                 |                              |                                 |                                  |                                    |                                  |        |
| <b>John Milner, L</b> (1, 3)<br>OBP: 0.453, SLG: 0.635     | 0-0<br>4-3  |                                 | 0-0<br>1-1<br>1B<br>2B        | 0-3<br>K                        |                              |                                  |                              |                                 | 0-0<br>E3                    | 5 1 1 2 0 1 1                   |  |                                 |                              |                                 |                              |                                 |                                  |                                    |                                  |        |
| <b>Rusty Staub, L</b> (1, 9)<br>OBP: 0.297, SLG: 0.302     |   | 0-0<br>HR                       | 4-0<br>BB<br>1B<br>IBB        |                                 | 0-0<br>HR                    |                                  |                              |                                 | 0-0<br>4-6-3<br>1B           | 4 2 3 2 1 0 1                   |  |                                 |                              |                                 |                              |                                 |                                  |                                    |                                  |        |
| <b>George Theodore, R</b> (1, 7)<br>OBP: 0.294, SLG: 0.267 |   | 0-0<br>F9                       | 0-0<br>1-2<br>2-H<br>BB<br>1B |                                 | 0-0<br>1-3                   |                                  |                              |                                 | 0-0<br>G4-6-3<br>1-2f        | 4 0 1 1 0 0 1                   |  |                                 |                              |                                 |                              |                                 |                                  |                                    |                                  |        |
| <b>Wayne Garrett, L</b> (1, 5)<br>OBP: 0.407, SLG: 0.409   |   | 0-0<br>4-3                      | 4-0<br>1-2<br>2-3<br>BB       |                                 | 0-0<br>P4                    |                                  |                              |                                 | 4-0<br>CS<br>BB              | 2 0 0 0 2 0 0                   |  |                                 |                              |                                 |                              |                                 |                                  |                                    |                                  |        |
| <b>Ted Martinez, R</b> (1, 8)<br>OBP: 0.381, SLG: 0.350    |   | 0-0<br>1B                       | 0-0<br>P6                     |                                 | 0-0<br>5-3                   |                                  |                              |                                 | 0-3<br>K                     | 4 0 1 0 0 1 4                   |  |                                 |                              |                                 |                              |                                 |                                  |                                    |                                  |        |
| <b>Jerry Grote, R</b> (1, 2)<br>OBP: 0.250, SLG: 0.350     |   | 0-0<br>F7                       | 0-0<br>1-3                    |                                 | 0-0<br>P4                    |                                  |                              |                                 | 0-0<br>1-2<br>1B             | 4 0 1 0 0 0 4                   |  |                                 |                              |                                 |                              |                                 |                                  |                                    |                                  |        |
| <b>Jerry Koosman, R</b> (1, 1)<br>OBP: 0.200, SLG: 0.111   |   |                                 | 0-3<br>K                      | 4-0<br>SH1-4<br>BB              |                              | 0-3<br>K                         |                              |                                 | 0-0<br>F7                    | 3 0 0 0 1 2 1                   |  |                                 |                              |                                 |                              |                                 |                                  |                                    |                                  |        |
| <b>Inning Stats</b>  | R: 0<br>E: 0<br>K: 1<br>S: 5                          | H: 0<br>LOB: 0<br>BB: 0<br>P: 5 | R: 1<br>E: 0<br>K: 0<br>S: 5  | H: 2<br>LOB: 1<br>BB: 0<br>P: 5 | R: 3<br>E: 0<br>K: 1<br>S: 9 | H: 4<br>LOB: 3<br>BB: 2<br>P: 17 | R: 0<br>E: 0<br>K: 1<br>S: 5 | H: 0<br>LOB: 1<br>BB: 1<br>P: 9 | R: 1<br>E: 0<br>K: 0<br>S: 4 | H: 1<br>LOB: 0<br>BB: 0<br>P: 4 | R: 0<br>E: 0<br>K: 1<br>S: 5   | H: 0<br>LOB: 1<br>BB: 1<br>P: 9 | R: 0<br>E: 0<br>K: 1<br>S: 5 | H: 1<br>LOB: 1<br>BB: 1<br>P: 9 | R: 0<br>E: 1<br>K: 0<br>S: 4 | H: 0<br>LOB: 1<br>BB: 0<br>P: 4 | 1B: 6<br>2B: 1<br>3B: 0<br>HR: 2 | SF: 0<br>SAC: 1<br>DP: 1<br>HBP: 0 | WP: 0<br>PB: 0<br>SB: 0<br>CS: 1 | PA: 40 |
| <b>PITCHER</b>   | IP WLS BF H R ER SO BB IBB HBP BLK WP HR S P ERA WHIP |                                 |                               |                                 |                              |                                  |                              |                                 |                              |                                 |  |                                 |                              |                                 |                              |                                 |                                  |                                    |                                  |        |
| <b>Don Wilson, R</b> (1, 1)<br>ERA: 4.32                   | 2.1 L 14 6 4 4 2 0 0 0 0 0 0 1 17 21 15.43 2.571      |                                 |                               |                                 |                              |                                  |                              |                                 |                              |                                 |  |                                 |                              |                                 |                              |                                 |                                  |                                    |                                  |        |
| <b>Tom Griffin, R</b> (3, 1)<br>ERA: 4.32                  | 2.2 11 1 1 1 1 2 0 0 0 0 0 1 11 19 3.38 1.125         |                                 |                               |                                 |                              |                                  |                              |                                 |                              |                                 |  |                                 |                              |                                 |                              |                                 |                                  |                                    |                                  |        |
| <b>Cecil Upshaw, R</b> (6, 1)<br>ERA: 6.35                 | 2.0 7 1 0 0 1 1 0 0 0 0 0 0 8 12 0.00 1.000           |                                 |                               |                                 |                              |                                  |                              |                                 |                              |                                 |  |                                 |                              |                                 |                              |                                 |                                  |                                    |                                  |        |
| <b>Mike Cosgrove, L</b> (8, 1)<br>ERA: 4.15                | 2.0 8 1 0 0 1 1 0 0 0 0 0 0 9 13 0.00 1.000           |                                 |                               |                                 |                              |                                  |                              |                                 |                              |                                 |  |                                 |                              |                                 |                              |                                 |                                  |                                    |                                  |        |

livebaseballscorecards.com

|            |    |
|------------|----|
| <b>AB</b>  | 34 |
| <b>R</b>   | 5  |
| <b>H</b>   | 9  |
| <b>RBI</b> | 5  |
| <b>BB</b>  | 5  |
| <b>SO</b>  | 5  |
| <b>LOB</b> | 14 |





| Batter   | 1                | 2                | 3          | 4         | 5          | 6          | 7         | 8                | 9          | AB | R | H | RBI | BB | SO | LOB |
|--|------------------|------------------|------------|-----------|------------|------------|-----------|------------------|------------|----|---|---|-----|----|----|-----|
| <b>Tommie Agee, R</b><br>OBP: 0.343, SLG: 0.344 (1, 7)   | 0-3<br>K         | 0-0<br>F9        |            |           | 0-0<br>6-3 |            |           | 0-0<br>5-3       |            | 4  | 0 | 0 | 0   | 0  | 1  | 2   |
| <b>Tommy Helms, R</b><br>OBP: 0.298, SLG: 0.286 (1, 4)   | 0-0<br>SF9<br>3B |                  | 0-0<br>F9  |           | 0-0<br>F8  |            |           | 0-0<br>F7        |            | 4  | 1 | 1 | 0   | 0  | 0  | 0   |
| <b>Cesar Cedeno, R</b><br>OBP: 0.395, SLG: 0.534 (1, 8)  | 0-0<br>SF9       |                  | 0-0<br>6-3 |           |            | 0-0<br>F7  |           | 4-0<br>2B<br>BB  |            | 2  | 0 | 0 | 1   | 1  | 0  | 0   |
| <b>Bob Watson, R</b><br>OBP: 0.422, SLG: 0.486 (1, 3)    | 0-0<br>3-H<br>1B |                  | 0-0<br>F7  |           |            | 0-0<br>F9  |           | 0-0<br>1-3<br>2B |            | 4  | 0 | 2 | 0   | 0  | 0  | 0   |
| <b>Jimmy Wynn, R</b><br>OBP: 0.322, SLG: 0.549 (1, 9)    | 0-0<br>F2        |                  |            | 0-0<br>P3 |            | 0-0<br>5-3 |           | 0-0<br>P4        |            | 4  | 0 | 0 | 0   | 0  | 0  | 3   |
| <b>Doug Rader, R</b><br>OBP: 0.317, SLG: 0.371 (1, 5)    |                  | 0-0<br>2B<br>2B  |            | 0-0<br>F2 |            |            | 0-0<br>HR |                  | 0-0<br>6-3 | 4  | 1 | 2 | 1   | 0  | 0  | 0   |
| <b>Larry Howard, R</b><br>OBP: 0.231, SLG: 0.208 (1, 2)  |                  | 0-0<br>2-3<br>2B |            | 4-0<br>BB |            | 0-3<br>K   |           |                  | 0-0<br>6-3 | 3  | 0 | 1 | 0   | 1  | 1  | 0   |
| <b>Roger Metzger, S</b><br>OBP: 0.130, SLG: 0.152 (1, 6) |                  | 0-0<br>4-3       |            | 0-3<br>K  |            | 0-0<br>6-3 |           |                  | 0-0<br>6-3 | 3  | 0 | 0 | 0   | 0  | 1  | 3   |
| <b>Lee May, R</b><br>OBP: 0.185, SLG: 0.283 (9, PH)      |                  |                  |            |           |            |            |           |                  |            | 1  | 0 | 0 | 0   | 0  | 0  | 0   |
| <b>Don Wilson, R</b><br>OBP: 0.154, SLG: 0.231 (1, 1)    |                  | 0-0<br>P1        |            |           | 0-0<br>F8  |            | 0-0<br>P4 |                  |            | 1  | 0 | 0 | 0   | 0  | 0  | 2   |
| <b>Tom Griffin, R</b><br>(3, 1)                          |                  |                  |            |           |            |            |           |                  |            | 0  | 0 | 0 | 0   | 0  | 0  | 0   |
| <b>Jimmy Stewart, S</b><br>(5, PH)                       |                  |                  |            |           |            |            |           |                  |            | 0  | 0 | 0 | 0   | 0  | 0  | 0   |
| <b>Cecil Upshaw, R</b><br>(6, 1)                         |                  |                  |            |           |            |            |           |                  |            | 0  | 0 | 0 | 0   | 0  | 0  | 0   |
| <b>Jesus Alou, R</b><br>(7, PH)                          |                  |                  |            |           |            |            |           |                  |            | 1  | 0 | 0 | 0   | 0  | 0  | 0   |
| <b>Mike Cosgrove, L</b><br>(8, 1)                        |                  |                  |            |           |            |            |           |                  |            | 0  | 0 | 0 | 0   | 0  | 0  | 0   |

**BOTTOM**

**New York Mets @ Houston Astros**  
Astrodome, Houston, TX  
Wed Apr 25 1973, 7:05 PM EST  
Att. 15,248 - Unknown

[livebaseballscorecards.com](http://livebaseballscorecards.com)

|            |           |
|------------|-----------|
| <b>AB</b>  | <b>32</b> |
| <b>R</b>   | <b>2</b>  |
| <b>H</b>   | <b>6</b>  |
| <b>RBI</b> | <b>2</b>  |
| <b>BB</b>  | <b>2</b>  |
| <b>SO</b>  | <b>3</b>  |
| <b>LOB</b> | <b>10</b> |



| Inning Stats  | R: 1 | H: 2 | E: 0 | K: 1 | S: 7 | P: 7 | R: 0 | H: 2 | E: 0 | K: 0 | S: 5 | R: 0 | H: 0 | E: 0 | K: 0 | S: 3 | R: 0 | H: 0 | E: 0 | K: 1 | S: 5 | R: 0 | H: 0 | E: 0 | K: 0 | S: 3 | R: 0 | H: 0 | E: 0 | K: 0 | S: 3 | R: 1 | H: 1 | E: 0 | K: 1 | S: 6 | R: 0 | H: 1 | E: 0 | K: 0 | S: 4 | R: 0 | H: 0 | E: 0 | K: 0 | S: 3 | 1B: 1 | 2B: 3 | 3B: 1 | HR: 1 | SF: 1 | SAC: 0 | DP: 0 | HBP: 0 | WP: 0 | PB: 0 | SB: 0 | CS: 0 | PA: 35 |
|---|------|------|------|------|------|------|------|------|------|------|------|------|------|------|------|------|------|------|------|------|------|------|------|------|------|------|------|------|------|------|------|------|------|------|------|------|------|------|------|------|------|------|------|------|------|------|-------|-------|-------|-------|-------|--------|-------|--------|-------|-------|-------|-------|--------|
| <b>PITCHER</b><br><b>Jerry Koosman, L</b><br>ERA: 1.44 (1, 1) | IP   | WLS  | BF   | H    | R    | ER   | SO   | BB   | IBB  | HBP  | BLK  | WP   | HR   | S    | P    | ERA  | WHIP | IP   | WLS  | BF   | H    | R    | ER   | SO   | BB   | IBB  | HBP  | BLK  | WP   | HR   | S    | P    | ERA  | WHIP | IP   | WLS  | BF   | H    | R    | ER   | SO   | BB   | IBB  | HBP  | BLK  | WP   | HR    | S     | P     | ERA   | WHIP  |        |       |        |       |       |       |       |        |

| Batter  | 1   | 2                      | 3                        | 4                      | 5                        | 6                      | 7                        | 8                       | 9                        | AB R H RBI BB SO LOB    | TOP  |                        |                          |                        |                          |                         |   |                                |
|---|---|------------------------|--------------------------|------------------------|--------------------------|------------------------|--------------------------|-------------------------|--------------------------|-------------------------|--|------------------------|--------------------------|------------------------|--------------------------|-------------------------|---|--------------------------------|
| Bud Harrelson, S<br>OBP: 0.293, SLG: 0.216 (1, 6) X   | 0-0 L6  |                        | 0-0 F9                   |                        | 0-0 F7                   |                        | 0-0 F7                   |                         | 4-0 BB                   | 4 0 0 0 1 0 3           | <b>New York Mets @ Houston Astros</b><br>Astrodome, Houston, TX<br>Thu Apr 26 1973, 7:05 PM EST<br>Att. 12,295 - Unknown |                        |                          |                        |                          |                         |   |                                |
| Felix Millan, R<br>OBP: 0.229, SLG: 0.234 (1, 4) X    | 0-0 6-3   |                        | 0-0 4-3                  |                        | 0-0 P4                   |                        | 0-0 F8                   |                         | 0-0 F9                   | 5 0 0 0 0 0 5           |  |                        |                          |                        |                          |                         |   |                                |
| Willie Mays, R<br>OBP: 0.172, SLG: 0.040 (1, 8) X     | 0-0 F8  |                        |                          | 4-0 FC4-6 BB           |                          | 4-0 1B 1B BB           | 0-3 K                    |                         |                          | 2 1 0 0 2 1 0           |  |                        |                          |                        |                          |                         |   |                                |
| Rusty Staub, L<br>OBP: 0.294, SLG: 0.298 (1, 9) X     |   | 0-0 F7                 |                          | 0-0 FC4-6              |                          | 0-0 SH 1B FC6-4 1B     |                          | 0-0 F7                  |                          | 4 1 1 0 0 0 1           |  |                        |                          |                        |                          |                         |   |                                |
| Jim Beauchamp, R<br>OBP: 0.333, SLG: 0.333 (1, 3) X   |   | 0-0 F7                 |                          | 0-0 L6                 |                          | 0-0 FC6-4 SH 1B        |                          | 0-0 6-3                 |                          | 4 0 1 1 0 0 1           |  |                        |                          |                        |                          |                         |   |                                |
| George Theodore, R<br>OBP: 0.300, SLG: 0.278 (1, 7) X |   | 0-0                    |                          | 0-0 F9                 |                          | 0-0 SH FC6-4           |                          | 0-0 1-3                 |                          | 3 0 1 0 0 0 1           |  |                        |                          |                        |                          |                         |   |                                |
| Tug McGraw, R (8, 1) X                                |   | 1B                     |                          |                        |                          | 1-2 2-3                |                          |                         |                          | 0 0 0 0 0 0 0           |  |                        |                          |                        |                          |                         |   |                                |
| Jim Fregosi, R<br>OBP: 0.351, SLG: 0.290 (1, 5) X     |   | 0-0 F9                 |                          |                        | 0-0 6-3                  | 0-3 K                  |                          |                         | 0-0 S 1B                 | 3 0 0 0 0 1 4           |  |                        |                          |                        |                          |                         |   |                                |
| Wayne Garrett, L (9, PH) (9, 5) X                     |   |                        |                          |                        |                          |                        |                          |                         |                          | 1 0 1 0 0 0 0           |  |                        |                          |                        |                          |                         |   |                                |
| Duffy Dyer, R<br>OBP: 0.214, SLG: 0.132 (1, 2) X      |   |                        | 0-0 6-3                  |                        | 4-0 BB BB                | 0-0 FC6-4 FC6          |                          |                         | 0-3 K                    | 3 0 0 1 1 1 3           |  |                        |                          |                        |                          |                         |   |                                |
| Jim McAndrew, R<br>OBP: 0.444, SLG: 0.333 (1, 1) X    |   |                        | 4-0 BB                   |                        | 4-0 BB                   | 0-0 FC6                |                          |                         | 0-0 4-3                  | 1 0 0 0 2 0 2           |  |                        |                          |                        |                          |                         |   |                                |
| Ted Martinez, R<br>OBP: 0.364, SLG: 0.333 (8, 7) X    |   |                        |                          |                        | 1-2 BB                   | 1-2 BB                 |                          |                         |                          | 1 0 0 0 0 0 1           |  |                        |                          |                        |                          |                         |   |                                |
| <b>Inning Stats</b>                                   | R: 0 H: 0 E: 0 K: 0 S: 3                              | H: 0 LOB: 0 BB: 0 P: 3 | R: 0 H: 1 E: 0 K: 0 S: 4 | H: 1 LOB: 1 BB: 0 P: 4 | R: 0 H: 0 E: 0 K: 0 S: 3 | H: 0 LOB: 1 BB: 1 P: 7 | R: 0 H: 0 E: 0 K: 0 S: 3 | H: 0 LOB: 2 BB: 2 P: 11 | R: 2 H: 2 E: 1 K: 1 S: 8 | H: 2 LOB: 2 BB: 1 P: 12 | R: 0 H: 0 E: 0 K: 1 S: 5   | H: 0 LOB: 0 BB: 0 P: 5 | R: 0 H: 0 E: 0 K: 0 S: 3 | H: 0 LOB: 0 BB: 0 P: 3 | R: 0 H: 1 E: 0 K: 1 S: 6 | H: 1 LOB: 2 BB: 1 P: 10 | 1B: 4 SF: 0 2B: 0 SAC: 1 3B: 0 DP: 0 HR: 0 HBP: 0 | WP: 0 PA: 38 PB: 0 SB: 1 CS: 0 |
| <b>PITCHER</b>  | IP WLS BF H R ER SO BB IBB HBP BLK WP HR S P ERA WHIP |                        |                          |                        |                          |                        |                          |                         |                          |                         |  |                        |                          |                        |                          |                         |   |                                |
| Jerry Reuss, L<br>ERA: 1.85 (1, 1)                    | 8.0 L 33 3 2 1 2 5 0 0 0 0 0 0 32 52 1.12 1.000       |                        |                          |                        |                          |                        |                          |                         |                          |                         |  |                        |                          |                        |                          |                         |   |                                |
| Jim York, R<br>ERA: 2.2 (9, 1)                        | 1.0 5 1 0 0 1 1 0 0 0 0 0 0 6 10 0.00 2.000           |                        |                          |                        |                          |                        |                          |                         |                          |                         |  |                        |                          |                        |                          |                         |   |                                |

livebaseballscorecards.com

|     |    |
|-----|----|
| AB  | 31 |
| R   | 2  |
| H   | 4  |
| RBI | 2  |
| BB  | 6  |
| SO  | 3  |
| LOB | 21 |



| Batter  | 1          | 2                              | 3        | 4                     | 5          | 6          | 7         | 8          | 9          | AB R H RBI BB SO LOB |
|---|------------|--------------------------------|----------|-----------------------|------------|------------|-----------|------------|------------|----------------------|
| <b>Tommy Agee, R</b><br>OBP: 0.333, SLG: 0.333 (1, 7)     | 0-3<br>K   |                                |          | 0-3<br>K              |            | 0-0<br>L8  |           |            | 0-0<br>1B  | 4 0 1 0 0 2 0        |
| <b>Tommy Helms, R</b><br>OBP: 0.295, SLG: 0.284 (1, 4)    | 0-0<br>6-3 |                                |          | 0-0<br>2B<br>1B       |            | 0-0<br>5-3 |           |            | 0-0<br>F7  | 4 0 1 0 0 0 1        |
| <b>Cesar Cedeno, R</b><br>OBP: 0.369, SLG: 0.532 (1, 8)   | 0-0<br>F8  |                                |          | 0-0<br>1-3<br>2B      |            | 0-0<br>F3  |           |            | 0-3<br>K   | 4 0 1 0 0 1 1        |
| <b>Bob Watson, R</b><br>OBP: 0.425, SLG: 0.480 (1, 3)     |            | 0-0<br>FC5-4<br>1B             |          | 4-0<br>G4-6-3<br>IBB  |            | 0-0<br>6-3 |           |            | 0-0<br>6-3 | 3 0 1 0 1 0 1        |
| <b>Jimmy Wynn, R</b><br>OBP: 0.312, SLG: 0.529 (1, 9)     |            | 0-0<br>FC5-4<br>1-2f<br>G5-4-3 |          | 0-0<br>G4-6-3<br>1-2f |            | 0-0<br>F9  |           |            |            | 3 0 0 0 0 0 4        |
| <b>Doug Rader, R</b><br>OBP: 0.318, SLG: 0.411 (1, 5)     |            | 0-0<br>G5-4-3<br>1-2f          |          |                       | 0-0<br>HR  |            | 0-0<br>F9 |            |            | 3 1 1 1 0 0 1        |
| <b>Johnny Edwards, L</b><br>OBP: 0.268, SLG: 0.415 (1, 2) |            |                                | 0-3<br>K |                       | 0-0<br>G3  |            |           | 0-0<br>4-3 |            | 3 0 0 0 0 1 0        |
| <b>Roger Metzger, S</b><br>OBP: 0.127, SLG: 0.147 (1, 6)  |            |                                | 0-3<br>K |                       | 0-0<br>4-3 |            |           | 0-0<br>F7  |            | 2 0 0 0 0 1 0        |
| <b>Jesus Alou, R</b><br>(8, PH)                           |            |                                |          |                       |            |            |           |            |            | 1 0 0 0 0 0 0        |
| <b>Hector Torres, R</b><br>OBP: 0.222, SLG: 0.125 (9, 6)  |            |                                |          |                       |            |            |           |            |            | 0 0 0 0 0 0 0        |
| <b>Jerry Reuss, L</b><br>OBP: 0.286, SLG: 0.286 (1, 1)    |            |                                | 0-3<br>K |                       | 0-0<br>F7  |            |           | 0-3<br>K   |            | 2 0 0 0 0 1 0        |
| <b>Lee May, R</b><br>OBP: 0.182, SLG: 0.278 (8, PH)       |            |                                |          |                       |            |            |           |            |            | 1 0 0 0 0 1 0        |
| <b>Jim York, R</b><br>(9, 1)                              |            |                                |          |                       |            |            |           |            |            | 0 0 0 0 0 0 0        |

| Inning Stats | R: 0 | H: 0 | E: 0 | K: 1 | S: 5 | LOB: 0 | BB: 0 | P: 5 | R: 0 | H: 1 | E: 0 | K: 0 | S: 3 | LOB: 0 | BB: 0 | P: 3 | R: 0 | H: 0 | E: 0 | K: 3 | S: 9 | LOB: 0 | BB: 0 | P: 9 | R: 0 | H: 2 | E: 0 | K: 1 | S: 6 | LOB: 2 | BB: 1 | P: 10 | R: 1 | H: 1 | E: 0 | K: 0 | S: 4 | LOB: 0 | BB: 0 | P: 4 | R: 0 | H: 0 | E: 0 | K: 0 | S: 3 | LOB: 0 | BB: 0 | P: 3 | R: 0 | H: 0 | E: 0 | K: 1 | S: 5 | LOB: 0 | BB: 0 | P: 5 | R: 0 | H: 1 | E: 0 | K: 1 | S: 6 | LOB: 1 | BB: 0 | P: 6 | 1B: 3 | SF: 0 | 2B: 1 | SAC: 0 | 3B: 0 | DP: 2 | HR: 1 | HBP: 0 | WP: 0 | PA: 31 |
|--------------|------|------|------|------|------|--------|-------|------|------|------|------|------|------|--------|-------|------|------|------|------|------|------|--------|-------|------|------|------|------|------|------|--------|-------|-------|------|------|------|------|------|--------|-------|------|------|------|------|------|------|--------|-------|------|------|------|------|------|------|--------|-------|------|------|------|------|------|------|--------|-------|------|-------|-------|-------|--------|-------|-------|-------|--------|-------|--------|
|--------------|------|------|------|------|------|--------|-------|------|------|------|------|------|------|--------|-------|------|------|------|------|------|------|--------|-------|------|------|------|------|------|------|--------|-------|-------|------|------|------|------|------|--------|-------|------|------|------|------|------|------|--------|-------|------|------|------|------|------|------|--------|-------|------|------|------|------|------|------|--------|-------|------|-------|-------|-------|--------|-------|-------|-------|--------|-------|--------|

| PITCHER                                   | IP  | WLS | BF | H | R | ER | SO | BB | IBB | HBP | BLK | WP | HR | S  | P  | ERA  | WHIP  |
|---|-----|-----|----|---|---|----|----|----|-----|-----|-----|----|----|----|----|------|-------|
| <b>Jim McAndrew, R</b><br>ERA: 5.4 (1, 1) | 7.0 | W   | 24 | 4 | 1 | 1  | 5  | 0  | 1   | 0   | 0   | 0  | 1  | 33 | 37 | 1.29 | 0.571 |
| <b>Tug McGraw, L</b><br>ERA: 1.93 (8, 1)  | 2.0 | S   | 7  | 1 | 0 | 0  | 2  | 0  | 0   | 0   | 0   | 0  | 0  | 11 | 11 | 0.00 | 0.500 |


**BOTTOM**


**New York Mets @ Houston Astros**  
Astrodome, Houston, TX

Thu Apr 26 1973, 7:05 PM EST  
Att. 12,295 - Unknown

livebaseballscorecards.com

|            |           |
|------------|-----------|
| <b>AB</b>  | <b>30</b> |
| <b>R</b>   | <b>1</b>  |
| <b>H</b>   | <b>5</b>  |
| <b>RBI</b> | <b>1</b>  |
| <b>BB</b>  | <b>1</b>  |
| <b>SO</b>  | <b>7</b>  |
| <b>LOB</b> | <b>8</b>  |



| Batter  | 1                            | 2                               | 3                            | 4                               | 5                            | 6                               | 7                            | 8                               | 9                            | AB R H RBI BB SO LOB                            | TOP  |                                 |                              |                                 |                              |                                 |                                  |                                    |                                  |        |     |     |    |    |   |   |     |      |  |  |  |
|---|------------------------------|---------------------------------|------------------------------|---------------------------------|------------------------------|---------------------------------|------------------------------|---------------------------------|------------------------------|---|--|---------------------------------|------------------------------|---------------------------------|------------------------------|---------------------------------|----------------------------------|------------------------------------|----------------------------------|--------|-----|-----|----|----|---|---|-----|------|--|--|--|
| Bud Harrelson, S (1, 6)<br>OBP: 0.274, SLG: 0.200   | 0-0<br>1-3                   |                                 |                              | 0-3<br>K                        |                              | 0-0<br>L5                       |                              |                                 | 0-0<br>F7                    | 4 0 0 0 0 1 0                                   | <b>New York Mets @ Atlanta Braves</b><br>Atlanta Stadium, Atlanta, GA<br>Fri Apr 27 1973, 6:05 PM EST<br>Att. 7,527 - Unknown<br><br><b>AB 30</b><br><b>R 0</b><br><b>H 3</b><br><b>RBI 0</b><br><b>BB 1</b><br><b>SO 4</b><br><b>LOB 5</b><br> |                                 |                              |                                 |                              |                                 |                                  |                                    |                                  |        |     |     |    |    |   |   |     |      |  |  |  |
| Felix Millan, R (1, 4)<br>OBP: 0.230, SLG: 0.235  | 0-0<br>6-3                   |                                 |                              | 0-0<br>F9                       |                              | 0-0<br>4-3                      |                              |                                 | 0-0<br>WP<br>1B              | 4 0 1 0 0 0 0                                   |  |                                 |                              |                                 |                              |                                 |                                  |                                    |                                  |        |     |     |    |    |   |   |     |      |  |  |  |
| Willie Mays, R (1, 8)<br>OBP: 0.182, SLG: 0.069   | 0-0<br>6-3                   |                                 |                              | 0-0<br>1B<br>1B                 |                              | 0-0<br>F3                       |                              |                                 | 0-3<br>K<br>1-2              | 4 0 1 0 0 1 1                                   |  |                                 |                              |                                 |                              |                                 |                                  |                                    |                                  |        |     |     |    |    |   |   |     |      |  |  |  |
| Rusty Staub, L (1, 9)<br>OBP: 0.292, SLG: 0.295   |                              | 0-0<br>P4                       |                              | 0-0<br>FC6-4<br>1B              |                              | 0-0<br>P5                       |                              |                                 | 0-0<br>3-1                   | 4 0 1 0 0 0 1                                   |  |                                 |                              |                                 |                              |                                 |                                  |                                    |                                  |        |     |     |    |    |   |   |     |      |  |  |  |
| Ed Kranepool, L (1, 3)<br>OBP: 0.316, SLG: 0.412  |                              | 0-0<br>4-3                      |                              | 0-0<br>FC6-4<br>1-2f            |                              | 0-0<br>4-3                      |                              |                                 |                              | 3 0 0 0 0 0 2                                   |  |                                 |                              |                                 |                              |                                 |                                  |                                    |                                  |        |     |     |    |    |   |   |     |      |  |  |  |
| Wayne Garrett, L (1, 5)<br>OBP: 0.387, SLG: 0.385   |                              | 0-0<br>F8                       |                              |                                 | 0-0<br>G3                    |                                 | 0-0<br>F5                    |                                 |                              | 3 0 0 0 0 0 0                                   |  |                                 |                              |                                 |                              |                                 |                                  |                                    |                                  |        |     |     |    |    |   |   |     |      |  |  |  |
| Duffy Dyer, R (1, 2)<br>OBP: 0.200, SLG: 0.122  |                              |                                 | 0-0<br>5-3                   |                                 | 0-0<br>6-3                   |                                 |                              | 0-3<br>K                        |                              | 3 0 0 0 0 1 0                                   |  |                                 |                              |                                 |                              |                                 |                                  |                                    |                                  |        |     |     |    |    |   |   |     |      |  |  |  |
| Ted Martinez, R (1, 7)<br>OBP: 0.360, SLG: 0.304  |                              |                                 | 0-0<br>4-3                   |                                 | 4-0<br>FC5-4<br>BB           |                                 |                              | 0-0<br>4-3                      |                              | 2 0 0 0 1 0 0                                   |  |                                 |                              |                                 |                              |                                 |                                  |                                    |                                  |        |     |     |    |    |   |   |     |      |  |  |  |
| Tom Seaver, R (1, 1)<br>OBP: 0.167, SLG: 0.091<br>Ken Boswell, L (8, PH)<br>OBP: 0.286, SLG: 0.286<br>Phil Hennigan, R (8, 1) |                              |                                 | 0-3<br>K                     |                                 | 0-0<br>FC5-4<br>1-2f         |                                 |                              | 0-0<br>P6                       |                              | 2 0 0 0 0 1 1<br>1 0 0 0 0 0 0<br>0 0 0 0 0 0 0 |  |                                 |                              |                                 |                              |                                 |                                  |                                    |                                  |        |     |     |    |    |   |   |     |      |  |  |  |
| <b>Inning Stats</b>   | R: 0<br>E: 0<br>K: 0<br>S: 3 | H: 0<br>LOB: 0<br>BB: 0<br>P: 3 | R: 0<br>E: 0<br>K: 0<br>S: 3 | H: 0<br>LOB: 0<br>BB: 0<br>P: 3 | R: 0<br>E: 0<br>K: 1<br>S: 5 | H: 2<br>LOB: 2<br>BB: 0<br>P: 7 | R: 0<br>E: 0<br>K: 0<br>S: 3 | H: 0<br>LOB: 1<br>BB: 1<br>P: 7 | R: 0<br>E: 0<br>K: 0<br>S: 3 | H: 0<br>LOB: 0<br>BB: 0<br>P: 3                 | R: 0<br>E: 0<br>K: 0<br>S: 3   | H: 0<br>LOB: 0<br>BB: 0<br>P: 3 | R: 0<br>E: 0<br>K: 1<br>S: 5 | H: 0<br>LOB: 0<br>BB: 0<br>P: 5 | R: 0<br>E: 0<br>K: 1<br>S: 6 | H: 1<br>LOB: 1<br>BB: 0<br>P: 6 | 1B: 3<br>2B: 0<br>3B: 0<br>HR: 0 | SF: 0<br>SAC: 0<br>DP: 0<br>HBP: 0 | WP: 1<br>PB: 0<br>SB: 0<br>CS: 0 | PA: 31 |     |     |    |    |   |   |     |      |  |  |  |
| <b>PITCHER</b><br>Pat Dobson, R (1, 1)<br>ERA: 4.82   | IP<br>9.0                    | WLS<br>W                        | BF<br>31                     | H<br>3                          | R<br>0                       | ER<br>0                         | SO<br>4                      | BB<br>1                         | IBB<br>0                     | HBP<br>0  | BLK<br>0   | WP<br>1                         | HR<br>0                      | S<br>38                         | P<br>42                      | ERA<br>0.00                     | WHIP<br>0.444                    |                                    |                                  |        |     |     |    |    |   |   |     |      |  |  |  |
|   |                              |                                 |                              |                                 |                              |                                 |                              |                                 |                              |   | <b>PITCHER</b>   | IP                              | WLS                          | BF                              | H                            | R                               | ER                               | SO                                 | BB                               | IBB    | HBP | BLK | WP | HR | S | P | ERA | WHIP |  |  |  |

livebaseballscorecards.com

| Batter  | 1          | 2         | 3          | 4          | 5                            | 6 | 7 | 8          | 9 |
|---|------------|-----------|------------|------------|------------------------------|---|---|------------|---|
| Ralph Garr, L (1, 7)<br>OBP: 0.232, SLG: 0.253    | 0-0<br>1-3 |           |            | 0-0<br>F8  | 4-0<br>IBB                   |   |   | 0-0<br>4-3 |   |
| Johnny Oates, L (1, 2)<br>OBP: 0.329, SLG: 0.409  | 0-0<br>F8  |           |            | 0-0<br>4-3 | 0-0<br>F8                    |   |   | 0-0<br>F9  |   |
| Hank Aaron, R (1, 9)<br>OBP: 0.339, SLG: 0.479    | 0-0<br>5-3 |           |            | 0-0<br>HR  |                              |   |   | 0-0<br>F7  |   |
| Darrell Evans, L (1, 5)<br>OBP: 0.324, SLG: 0.569 |            | 0-3<br>K  |            | 0-0<br>HR  |                              |   |   | 0-0<br>F5  |   |
| Mike Lum, L (1, 8)<br>OBP: 0.294, SLG: 0.500      |            | 0-0<br>F3 |            | 0-3<br>K   |                              |   |   | 0-0<br>F9  |   |
| Jack Pierce, L (1, 3)                             |            | 0-3<br>K  |            |            | 4-0<br>FC6-4 1B<br>BB        |   |   | 0-0<br>F8  |   |
| Davey Johnson, R (1, 4)<br>OBP: 0.382, SLG: 0.379 |            |           | 0-0<br>P4  |            | 0-0<br>FC6-4 1B              |   |   | 0-3<br>K   |   |
| Sonny Jackson, L (1, 6)<br>OBP: 0.091, SLG: 0.091 |            |           | 0-0<br>F8  |            | 0-0<br>FC6-4 SH1<br>1-2f 2-3 |   |   | 0-0<br>4-3 |   |
| Pat Dobson, R (1, 1)                              |            |           | 0-0<br>6-3 |            | 0-0<br>SH1<br>1-2            |   |   | 0-0<br>4-3 |   |

| Inning Stats                         |     | R: 0 | H: 0 | E: 0 | LOB: 0 | K: 0 | S: 3 | R: 0 | H: 0 | E: 0 | LOB: 0 | K: 2 | S: 7 | R: 0 | H: 0 | E: 0 | LOB: 0 | K: 0  | S: 3 | R: 2 | H: 2 | E: 0 | LOB: 0 | K: 1 | S: 7 | R: 0 | H: 1 | E: 0 | LOB: 3 | K: 0    | S: 4 | R: 0 | H: 0 | E: 0 | LOB: 0 | K: 1 | S: 5 | R: 0 | H: 0 | E: 0 | LOB: 0 | K: 0 | S: 3 | R: 0 | H: 0 | E: 0 | LOB: 0 | K: 0 | S: 3 |  |  |  |  |  |  |  |  |  |  |  |  |  |
|--------------------------------------|-----|------|------|------|--------|------|------|------|------|------|--------|------|------|------|------|------|--------|-------|------|------|------|------|--------|------|------|------|------|------|--------|---------|------|------|------|------|--------|------|------|------|------|------|--------|------|------|------|------|------|--------|------|------|--|--|--|--|--|--|--|--|--|--|--|--|--|
| PITCHER                              | IP  | WLS  | BF   | H    | R      | ER   | SO   | BB   | IBB  | HBP  | BLK    | WP   | HR   | S    | P    | ERA  | WHIP   |       |      |      |      |      |        |      |      |      |      |      |        | PITCHER | IP   | WLS  | BF   | H    | R      | ER   | SO   | BB   | IBB  | HBP  | BLK    | WP   | HR   | S    | P    | ERA  | WHIP   |      |      |  |  |  |  |  |  |  |  |  |  |  |  |  |
| Tom Seaver, R (1, 1)<br>ERA: 1.12    | 7.0 | L    | 26   | 3    | 2      | 2    | 4    | 1    | 1    | 0    | 0      | 0    | 0    | 0    | 32   | 40   | 2.57   | 0.571 |      |      |      |      |        |      |      |      |      |      |        |         |      |      |      |      |        |      |      |      |      |      |        |      |      |      |      |      |        |      |      |  |  |  |  |  |  |  |  |  |  |  |  |  |
| Phil Hennigan, R (8, 1)<br>ERA: 2.35 | 1.0 |      | 3    | 0    | 0      | 0    | 0    | 0    | 0    | 0    | 0      | 0    | 0    | 0    | 3    | 3    | 0.00   | 0.000 |      |      |      |      |        |      |      |      |      |      |        |         |      |      |      |      |        |      |      |      |      |      |        |      |      |      |      |      |        |      |      |  |  |  |  |  |  |  |  |  |  |  |  |  |

BOTTOM

New York Mets @ Atlanta Braves  
Atlanta Stadium, Atlanta, GA  
Fri Apr 27 1973, 6:05 PM EST  
Att. 7,527 - Unknown

livebaseballscorecards.com

|     |    |
|-----|----|
| AB  | 26 |
| R   | 2  |
| H   | 3  |
| RBI | 2  |
| BB  | 2  |
| SO  | 4  |
| LOB | 5  |



|     |   |      |   |     |   |     |    |
|-----|---|------|---|-----|---|-----|----|
| 1B: | 1 | SF:  | 0 | WP: | 0 | PA: | 29 |
| 2B: | 0 | SAC: | 1 | PB: | 0 |     |    |
| 3B: | 0 | DP:  | 0 | SB: | 0 |     |    |
| HR: | 2 | HBP: | 0 | CS: | 0 |     |    |



**BOTTOM**

**New York Mets @ Atlanta Braves**  
 Atlanta Stadium, Atlanta, GA

Sat Apr 28 1973, 6:05 PM EST  
 Att. 9,752 - Unknown

[livebaseballscorecards.com](http://livebaseballscorecards.com)

|            |           |
|------------|-----------|
| <b>AB</b>  | <b>33</b> |
| <b>R</b>   | <b>2</b>  |
| <b>H</b>   | <b>6</b>  |
| <b>RBI</b> | <b>2</b>  |
| <b>BB</b>  | <b>2</b>  |
| <b>SO</b>  | <b>9</b>  |
| <b>LOB</b> | <b>15</b> |



| AB | R | H | RBI | BB | SO | LOB |
|----|---|---|-----|----|----|-----|
| 4  | 0 | 1 | 0   | 0  | 1  | 2   |
| 4  | 0 | 0 | 0   | 0  | 2  | 1   |
| 4  | 0 | 0 | 0   | 0  | 1  | 1   |
| 4  | 1 | 1 | 1   | 0  | 1  | 1   |
| 2  | 1 | 0 | 0   | 2  | 0  | 0   |
| 4  | 0 | 1 | 0   | 0  | 1  | 2   |
| 4  | 0 | 2 | 0   | 0  | 0  | 2   |
| 3  | 0 | 1 | 1   | 0  | 0  | 2   |
| 1  | 0 | 0 | 0   | 0  | 0  | 1   |
| 3  | 0 | 0 | 0   | 0  | 3  | 3   |
| 0  | 0 | 0 | 0   | 0  | 0  | 0   |

| Batter   | 1               | 2                 | 3        | 4         | 5                     | 6         | 7                       | 8          | 9 |
|--|-----------------|-------------------|----------|-----------|-----------------------|-----------|-------------------------|------------|---|
| <b>Rod Gilbreath, R</b><br>OBP: 0.309, SLG: 0.317<br>(1, 5) X  | 0-0<br>1B       |                   | 0-3<br>K |           |                       | 0-0<br>F8 | 0-0<br>5-3              |            |   |
| <b>Johnny Oates, L</b><br>OBP: 0.311, SLG: 0.386<br>(1, 2) S S S   | 0-3<br>1-2<br>K |                   | 0-3<br>K |           |                       | 0-0<br>F8 |                         | 0-0<br>F7  |   |
| <b>Hank Aaron, R</b><br>OBP: 0.318, SLG: 0.442<br>(1, 9) X   | 0-0<br>F3       |                   |          | 0-0<br>F6 |                       | 0-3<br>K  |                         | 0-0<br>6-3 |   |
| <b>Davey Johnson, R</b><br>OBP: 0.375, SLG: 0.414<br>(1, 4) X  | 0-0<br>F9       |                   |          | 0-3<br>K  |                       |           | 0-0<br>HR               | 0-0<br>G3  |   |
| <b>Darrell Evans, L</b><br>OBP: 0.333, SLG: 0.552<br>(1, 3)  |                 | 4-0<br>5-3<br>BB  |          | 0-0<br>P6 |                       |           | 4-0<br>1B<br>1B<br>BB   | 0-0<br>L7  |   |
| <b>Oscar Brown, R</b><br>OBP: 0.250, SLG: 0.267<br>(1, 8)  |                 | 0-3<br>K          |          |           | 0-0<br>6-3            |           | 0-0<br>F9               | 0-0<br>2B  |   |
| <b>Ralph Garr, L</b><br>OBP: 0.244, SLG: 0.265<br>(1, 7) X   |                 | 0-0<br>1-2<br>5-3 |          |           | 0-0<br>6-3<br>S<br>1B |           | 0-0<br>1B<br>1B         | 0-0<br>F3  |   |
| <b>Sonny Jackson, L</b><br>OBP: 0.143, SLG: 0.143<br><b>Dick Dietz, R</b><br>OBP: 0.375, SLG: 0.286<br>(9, PH) |                 | 0-0<br>4-3        |          |           | 0-0<br>6-3            |           | 0-0<br>1-2<br>2-H<br>1B | 0-0<br>P3  |   |
| <b>Ron Reed, R</b><br>OBP: 0.182, SLG: 0.182<br><b>Roric Harrison, R</b><br>(8, 1)                             |                 |                   | 0-3<br>K |           | 0-3<br>K              |           | 0-3<br>K                |            |   |

| Inning Stats | R: 0  | H: 1  | E: 0  | K: 1   | S: 6  | LOB: 1 | BB: 0 | P: 6   |
|--------------|-------|-------|-------|--------|-------|--------|-------|--------|
|              | R: 0  | H: 0  | E: 0  | K: 1   | S: 5  | LOB: 1 | BB: 1 | P: 9   |
|              | R: 0  | H: 0  | E: 0  | K: 3   | S: 9  | LOB: 0 | BB: 0 | P: 9   |
|              | R: 0  | H: 0  | E: 0  | K: 1   | S: 5  | LOB: 0 | BB: 0 | P: 5   |
|              | R: 0  | H: 1  | E: 0  | K: 1   | S: 6  | LOB: 1 | BB: 0 | P: 6   |
|              | R: 2  | H: 3  | E: 0  | K: 1   | S: 8  | LOB: 2 | BB: 1 | P: 12  |
|              | R: 0  | H: 0  | E: 0  | K: 0   | S: 3  | LOB: 0 | BB: 0 | P: 3   |
|              | R: 0  | H: 1  | E: 0  | K: 0   | S: 4  | LOB: 1 | BB: 0 | P: 4   |
|              | 1B: 4 | SF: 0 | 2B: 1 | SAC: 0 | 3B: 0 | DP: 0  | HR: 1 | HBP: 0 |

| PITCHER                                      | IP  | WLS | BF | H | R | ER | SO | BB | IBB | HBP | BLK | WP | HR | S  | P  | ERA  | WHIP  |
|--|-----|-----|----|---|---|----|----|----|-----|-----|-----|----|----|----|----|------|-------|
| <b>Jon Mattack, L</b><br>ERA: 3.86<br>(1, 1) | 7.0 | W   | 28 | 5 | 2 | 2  | 9  | 2  | 0   | 0   | 0   | 0  | 1  | 44 | 52 | 2.57 | 1.000 |
| <b>Tug McGraw, L</b><br>ERA: 1.59<br>(8, 1)  | 2.0 | S   | 7  | 1 | 0 | 0  | 0  | 0  | 0   | 0   | 0   | 0  | 0  | 7  | 7  | 0.00 | 0.500 |

| 1B | 2B | 3B | HR | SF | SAC | DP | HBP |
|----|----|----|----|----|-----|----|-----|
| 4  | 1  | 0  | 1  | 0  | 0   | 0  | 0   |

| WP | PA | ERA | WHIP |
|----|----|-----|------|
| 0  | 35 |     |      |

| Batter  | 1   | 2                               | 3                            | 4                               | 5                            | 6                               | 7                            | 8                               | 9                            | AB R H RBI BB SO LOB            | TOP                          |                                 |                              |                                 |                                  |                                    |                                  |        |
|---|---|---------------------------------|------------------------------|---------------------------------|------------------------------|---------------------------------|------------------------------|---------------------------------|------------------------------|---------------------------------|------------------------------|---------------------------------|------------------------------|---------------------------------|----------------------------------|------------------------------------|----------------------------------|--------|
| Ted Martinez, R (1, 8)<br>OBP: 0.364, SLG: 0.323    | 0-3<br>K  |                                 | 0-0<br>SH1-4                 |                                 | 0-0<br>5-3                   |                                 |                              | 0-0<br>CS<br>1B                 |                              | 3 0 1 0 0 1 0                   |                              |                                 |                              |                                 |                                  |                                    |                                  |        |
| Felix Millan, R (1, 4)<br>OBP: 0.229, SLG: 0.224    | 0-0<br>F2   |                                 | 0-0<br>F9                    |                                 |                              | 0-0<br>5-3                      |                              | 0-0<br>CS<br>1-2                | 0-0<br>6-3                   | 4 0 0 0 0 0 1                   |                              |                                 |                              |                                 |                                  |                                    |                                  |        |
| George Theodore, R (1, 7)<br>OBP: 0.333, SLG: 0.364 | 0-0<br>6-3  |                                 | 0-0<br>1B                    |                                 |                              | 0-0<br>5-3                      |                              |                                 | 0-0<br>2B                    | 4 0 2 0 0 0 0                   |                              |                                 |                              |                                 |                                  |                                    |                                  |        |
| Rusty Staub, L (1, 9)<br>OBP: 0.284, SLG: 0.290     |   | 0-0<br>4-3                      | 0-0<br>G3                    |                                 |                              | 0-3<br>K                        |                              |                                 | 0-0<br>F7                    | 4 0 0 0 0 1 3                   |                              |                                 |                              |                                 |                                  |                                    |                                  |        |
| Ed Kranepool, L (1, 3)<br>OBP: 0.370, SLG: 0.440    |   | 0-0<br>1B<br>SF8<br>1B          |                              | 0-0<br>P5                       |                              |                                 | 0-0<br>G3-6-1<br>1B          |                                 | 0-0<br>F9                    | 4 1 2 0 0 0 1                   |                              |                                 |                              |                                 |                                  |                                    |                                  |        |
| Wayne Garrett, L (1, 5)<br>OBP: 0.395, SLG: 0.355   |   | 0-0<br>1B                       |                              | 0-0<br>6-3                      |                              |                                 | 0-0<br>G3-6-1<br>1-2f        |                                 |                              | 3 0 1 0 0 0 1                   |                              |                                 |                              |                                 |                                  |                                    |                                  |        |
| Jerry Grote, R (1, 2)<br>OBP: 0.259, SLG: 0.346     |   | 0-0<br>SF8                      |                              | 0-3<br>K                        |                              |                                 | 0-0<br>4-3                   |                                 |                              | 2 0 0 1 0 1 0                   |                              |                                 |                              |                                 |                                  |                                    |                                  |        |
| Bud Harrelson, S (1, 6)<br>OBP: 0.261, SLG: 0.194   |   | 0-0<br>F7                       |                              |                                 | 0-0<br>6-3                   |                                 |                              | 0-0<br>F9                       |                              | 3 0 0 0 0 0 1                   |                              |                                 |                              |                                 |                                  |                                    |                                  |        |
| Jerry Koosman, R (1, 1)<br>OBP: 0.231, SLG: 0.167   |   |                                 | 0-0<br>SH1-4<br>1B           |                                 | 0-3<br>K                     |                                 |                              | 0-0<br>4-3                      |                              | 3 0 1 0 0 1 0                   |                              |                                 |                              |                                 |                                  |                                    |                                  |        |
| <b>Inning Stats</b>                                 | R: 0<br>E: 0<br>K: 1<br>S: 5                          | H: 0<br>LOB: 0<br>BB: 0<br>P: 5 | R: 1<br>E: 0<br>K: 0<br>S: 5 | H: 2<br>LOB: 1<br>BB: 0<br>P: 5 | R: 0<br>E: 0<br>K: 0<br>S: 5 | H: 2<br>LOB: 2<br>BB: 0<br>P: 5 | R: 0<br>E: 0<br>K: 1<br>S: 5 | H: 0<br>LOB: 0<br>BB: 0<br>P: 5 | R: 0<br>E: 0<br>K: 1<br>S: 3 | H: 1<br>LOB: 0<br>BB: 0<br>P: 3 | R: 0<br>E: 0<br>K: 0<br>S: 3 | H: 1<br>LOB: 0<br>BB: 0<br>P: 3 | R: 0<br>E: 0<br>K: 0<br>S: 4 | H: 1<br>LOB: 1<br>BB: 0<br>P: 4 | 1B: 6<br>2B: 1<br>3B: 0<br>HR: 0 | SF: 1<br>SAC: 1<br>DP: 1<br>HBP: 0 | WP: 0<br>PB: 0<br>SB: 0<br>CS: 1 | PA: 33 |
| <b>PITCHER</b>                                      | IP WLS BF H R ER SO BB IBB HBP BLK WP HR S P ERA WHIP |                                 |                              |                                 |                              |                                 |                              |                                 |                              |                                 |                              |                                 |                              |                                 |                                  |                                    |                                  |        |
| Carl Morton, R (1, 1)<br>ERA: 2.68                  | 8.0 L 28 6 1 1 4 0 0 0 0 0 0 0 36 36 1.12 0.750       |                                 |                              |                                 |                              |                                 |                              |                                 |                              |                                 |                              |                                 |                              |                                 |                                  |                                    |                                  |        |
| Danny Frisella, R (9, 1)<br>ERA:                    | 1.0 4 1 0 0 0 0 0 0 0 0 0 0 4 4 0.00 1.000            |                                 |                              |                                 |                              |                                 |                              |                                 |                              |                                 |                              |                                 |                              |                                 |                                  |                                    |                                  |        |

**New York Mets @ Atlanta Braves**  
 Atlanta Stadium, Atlanta, GA  
 Sun Apr 29 1973, 3:33 AM EDT  
 Att. 12,152 - Unknown

livebaseballscorecards.com

|     |    |
|-----|----|
| AB  | 30 |
| R   | 1  |
| H   | 7  |
| RBI | 1  |
| BB  | 0  |
| SO  | 4  |
| LOB | 7  |





**BOTTOM**

**New York Mets @ Atlanta Braves**  
 Atlanta Stadium, Atlanta, GA

Sun Apr 29 1973, 3:33 AM EDT  
 Att. 12,152 - Unknown

[livebaseballscorecards.com](http://livebaseballscorecards.com)

|            |           |
|------------|-----------|
| <b>AB</b>  | <b>29</b> |
| <b>R</b>   | <b>0</b>  |
| <b>H</b>   | <b>4</b>  |
| <b>RBI</b> | <b>0</b>  |
| <b>BB</b>  | <b>1</b>  |
| <b>SO</b>  | <b>4</b>  |
| <b>LOB</b> | <b>6</b>  |



|       |        |
|-------|--------|
| WP: 0 | PA: 30 |
| PB: 0 |        |
| SB: 0 |        |
| CS: 0 |        |

| AB | R | H | RBI | BB | SO | LOB |
|----|---|---|-----|----|----|-----|
| 2  | 0 | 1 | 0   | 0  | 0  | 0   |
| 2  | 0 | 1 | 0   | 0  | 0  | 0   |
| 3  | 0 | 0 | 0   | 1  | 0  | 2   |
| 4  | 0 | 0 | 0   | 0  | 0  | 1   |
| 3  | 0 | 1 | 0   | 0  | 0  | 0   |
| 3  | 0 | 0 | 0   | 0  | 0  | 1   |
| 3  | 0 | 1 | 0   | 0  | 1  | 1   |
| 3  | 0 | 0 | 0   | 0  | 1  | 1   |
| 2  | 0 | 0 | 0   | 0  | 0  | 0   |
| 1  | 0 | 0 | 0   | 0  | 1  | 0   |
| 0  | 0 | 0 | 0   | 0  | 0  | 0   |
| 2  | 0 | 0 | 0   | 0  | 0  | 0   |
| 1  | 0 | 0 | 0   | 0  | 1  | 0   |
| 0  | 0 | 0 | 0   | 0  | 0  | 0   |

| Batter  | 1                          | 2               | 3                  | 4              | 5               | 6                          | 7              | 8               | 9               |
|---|----------------------------|-----------------|--------------------|----------------|-----------------|----------------------------|----------------|-----------------|-----------------|
| Rod Gilbreath, R<br>OBP: 0.314, SLG: 0.323<br>Larvell Blanks, R<br>OBP: 0.200, SLG: 0.200<br>(1, 5)<br>(6, PH)<br>(7, 5)<br>(9, 6)          | 0-0<br>2-3<br>①            |                 | 0-0<br>1B<br>③     |                |                 | 0-0<br>1B<br>③             |                |                 | 0-0<br>6-3<br>① |
| Oscar Brown, R<br>OBP: 0.250, SLG: 0.222<br>(1, 8)  | 4-0<br>BB<br>G6-4-3        |                 | 0-0<br>G2<br>③     |                |                 | 0-0<br>G6-4-3<br>1-2f<br>③ |                |                 | 0-0<br>4-3<br>② |
| Hank Aaron, R<br>OBP: 0.300, SLG: 0.411<br>(1, 9)   | 0-0<br>G6-4-3<br>1-2f<br>③ |                 |                    | 0-0<br>F7<br>① |                 |                            | 0-0<br>F7<br>① |                 | 0-0<br>P4<br>③  |
| Davey Johnson, R<br>OBP: 0.373, SLG: 0.411<br>(1, 4)  |                            | 0-0<br>5-3<br>① |                    | 0-0<br>P6<br>② |                 |                            | 0-0<br>1B<br>② |                 |                 |
| Darrell Evans, L<br>OBP: 0.321, SLG: 0.529<br>(1, 3)<br>(9, 5)  |                            | 0-0<br>F7<br>②  |                    | 0-0<br>F7<br>③ |                 |                            | 0-0<br>F8<br>② |                 |                 |
| Ralph Garr, L<br>OBP: 0.247, SLG: 0.267<br>(1, 7)   |                            | 0-0<br>1B<br>③  |                    |                | 0-0<br>F7<br>①  |                            | 0-3<br>K<br>③  |                 |                 |
| Paul Casanova, R<br>(1, 2)  |                            | 0-3<br>K<br>③   |                    |                | 0-0<br>6-3<br>② |                            |                | 0-0<br>1-3<br>① |                 |
| Sonny Jackson, L<br>OBP: 0.125, SLG: 0.125<br>Dusty Baker Jr., R<br>OBP: 0.342, SLG: 0.400<br>Jack Pierce, L<br>(1, 6)<br>(8, PH)<br>(9, 3) |                            |                 | 0-0<br>G1-4-3<br>① |                | 0-0<br>4-3<br>③ |                            |                | 0-3<br>K<br>②   |                 |
| Carl Morton, R<br>OBP: 0.214, SLG: 0.231<br>Dick Dietz, R<br>OBP: 0.333, SLG: 0.250<br>Danny Frisella, L<br>(1, 1)<br>(8, PH)<br>(9, 1)     |                            |                 | 0-0<br>4-3<br>②    |                |                 | 0-0<br>P1<br>①             |                | 0-3<br>K<br>③   |                 |

| Inning Stats | R: 0   | H: 0  | E: 0 | K: 0   | S: 2  | R: 0 | H: 1   | E: 0  | K: 1 | S: 6 | R: 0   | H: 1  | E: 0 | K: 0   | S: 4  | R: 0 | H: 0   | E: 0  | K: 0 | S: 3 | R: 0   | H: 0  | E: 0 | K: 0   | S: 3  | R: 0 | H: 1   | E: 0  | K: 1 | S: 6   | R: 0  | H: 0   | E: 0  | K: 2   | S: 7 | R: 0 | H: 0 | E: 0 | K: 0 | S: 3 |
|--------------|--------|-------|------|--------|-------|------|--------|-------|------|------|--------|-------|------|--------|-------|------|--------|-------|------|------|--------|-------|------|--------|-------|------|--------|-------|------|--------|-------|--------|-------|--------|------|------|------|------|------|------|
|              | LOB: 0 | BB: 1 | P: 6 | LOB: 1 | BB: 0 | P: 6 | LOB: 1 | BB: 0 | P: 4 |      | LOB: 0 | BB: 0 | P: 3 | LOB: 0 | BB: 0 | P: 3 | LOB: 0 | BB: 0 | P: 3 |      | LOB: 1 | BB: 0 | P: 7 | LOB: 0 | BB: 0 | P: 7 | LOB: 0 | BB: 0 | P: 3 | LOB: 0 | SF: 0 | SAC: 0 | DP: 2 | HBP: 0 |      |      |      |      |      |      |

| PITCHER                                 | IP  | WLS | BF | H | R | ER | SO | BB | IBB | HBP | BLK | WP | HR | S  | P  | ERA  | WHIP  |
|---|-----|-----|----|---|---|----|----|----|-----|-----|-----|----|----|----|----|------|-------|
| Jerry Koosman, L<br>ERA: 1.06<br>(1, 1) | 9.0 | W   | 30 | 4 | 0 | 0  | 4  | 1  | 0   | 0   | 0   | 0  | 0  | 37 | 41 | 0.00 | 0.556 |

| Batter   | 1                            | 2                                | 3                            | 4                               | 5                            | 6                               | 7                             | 8                                | 9                            | AB R H RBI BB SO LOB            | TOP                           |                                  |                              |                                 |                              |                                 |                              |                                 |                                  |                                    |                                  |        |  |  |  |
|--|------------------------------|----------------------------------|------------------------------|---------------------------------|------------------------------|---------------------------------|-------------------------------|----------------------------------|------------------------------|---------------------------------|-------------------------------|----------------------------------|------------------------------|---------------------------------|------------------------------|---------------------------------|------------------------------|---------------------------------|----------------------------------|------------------------------------|----------------------------------|--------|--|--|--|
| <b>Pete Rose, S</b> (1, 7)<br>OBP: 0.398, SLG: 0.427       | 0-0<br>4-3                   |                                  | 0-3<br>K                     |                                 | 0-3<br>K                     |                                 | 0-0<br>1-H<br>HR              |                                  | 0-0<br>G6-4-3<br>1-2f        | 5 1 1 2 0 2 1                   |                               |                                  |                              |                                 |                              |                                 |                              |                                 |                                  |                                    |                                  |        |  |  |  |
| <b>Joe Morgan, L</b> (1, 4)<br>OBP: 0.429, SLG: 0.582      | 0-3<br>K                     |                                  | 1-0<br>G4-6-3<br>HBP         |                                 | 0-3<br>K                     |                                 | 0-0<br>F8                     |                                  |                              | 3 0 0 0 0 2 0                   |                               |                                  |                              |                                 |                              |                                 |                              |                                 |                                  |                                    |                                  |        |  |  |  |
| <b>Bobby Tolan, L</b> (1, 8)<br>OBP: 0.287, SLG: 0.341     | 0-0<br>E3                    |                                  | 0-0<br>G4-6-3<br>1-2f        |                                 | 0-3<br>K                     |                                 |                               | 0-0<br>G3                        |                              | 4 0 0 0 0 1 1                   |                               |                                  |                              |                                 |                              |                                 |                              |                                 |                                  |                                    |                                  |        |  |  |  |
| <b>Johnny Bench, R</b> (1, 2)<br>OBP: 0.351, SLG: 0.356    | 4-0<br>1-2<br>BB             |                                  |                              | 0-3<br>K                        |                              | 0-0<br>HR                       |                               | 0-0<br>F7                        |                              | 3 1 1 1 1 1 0                   |                               |                                  |                              |                                 |                              |                                 |                              |                                 |                                  |                                    |                                  |        |  |  |  |
| <b>Tony Perez, R</b> (1, 3)<br>OBP: 0.370, SLG: 0.456      | 0-0<br>G3                    |                                  |                              | 4-0<br>2B<br>BB                 |                              | 0-3<br>K                        |                               | 0-0<br>5-3                       |                              | 3 1 0 0 1 1 2                   |                               |                                  |                              |                                 |                              |                                 |                              |                                 |                                  |                                    |                                  |        |  |  |  |
| <b>Joe Hague, L</b> (1, 9)<br>OBP: 0.333, SLG: 0.300       |                              | 0-0<br>4-3                       |                              | 0-3<br>K                        |                              | 0-3<br>K                        |                               | 0-0<br>S<br>HR<br>1B             |                              | 3 0 0 0 0 2 1                   |                               |                                  |                              |                                 |                              |                                 |                              |                                 |                                  |                                    |                                  |        |  |  |  |
| <b>Cesar Geronimo, L</b> (6, 9)<br>OBP: 0.243, SLG: 0.310  |                              |                                  |                              |                                 |                              |                                 |                               |                                  |                              | 1 1 1 0 0 0 0                   |                               |                                  |                              |                                 |                              |                                 |                              |                                 |                                  |                                    |                                  |        |  |  |  |
| <b>Dave Concepcion, R</b> (1, 6)<br>OBP: 0.382, SLG: 0.587 |                              | 0-3<br>K                         |                              | 0-0<br>1-H<br>2B                |                              | 0-3<br>K                        |                               | 0-0<br>1-H<br>HR                 |                              | 4 1 2 3 0 2 0                   |                               |                                  |                              |                                 |                              |                                 |                              |                                 |                                  |                                    |                                  |        |  |  |  |
| <b>Denis Menke, R</b> (1, 5)<br>OBP: 0.367, SLG: 0.277     |                              | 4-0<br>BB                        |                              | 0-3<br>K                        |                              | 0-0<br>1-3                      |                               | 0-3<br>K                         |                              | 3 0 0 0 1 2 1                   |                               |                                  |                              |                                 |                              |                                 |                              |                                 |                                  |                                    |                                  |        |  |  |  |
| <b>Ross Grimsley, L</b> (1, 1)<br>OBP: 0.056, SLG: 0.056   |                              | 0-0<br>F7                        |                              |                                 | 0-3<br>K                     |                                 | 0-0<br>HR<br>1B               |                                  | 0-0<br>G6-4-3<br>1B          | 3 1 1 0 0 1 1                   |                               |                                  |                              |                                 |                              |                                 |                              |                                 |                                  |                                    |                                  |        |  |  |  |
| <b>Pedro Borbon, R</b> (7, 1)<br>OBP: 0.500, SLG: 0.500    |                              |                                  |                              |                                 |                              |                                 |                               |                                  |                              | 1 0 1 0 0 0 0                   |                               |                                  |                              |                                 |                              |                                 |                              |                                 |                                  |                                    |                                  |        |  |  |  |
| <b>Inning Stats</b>  | R: 0<br>E: 2<br>K: 1<br>S: 6 | H: 0<br>LOB: 2<br>BB: 1<br>P: 10 | R: 0<br>E: 0<br>K: 1<br>S: 5 | H: 0<br>LOB: 1<br>BB: 1<br>P: 9 | R: 0<br>E: 0<br>K: 1<br>S: 4 | H: 0<br>LOB: 0<br>BB: 0<br>P: 5 | R: 1<br>E: 0<br>K: 3<br>S: 10 | H: 1<br>LOB: 1<br>BB: 1<br>P: 14 | R: 0<br>E: 0<br>K: 3<br>S: 9 | H: 0<br>LOB: 0<br>BB: 0<br>P: 9 | R: 1<br>E: 0<br>K: 3<br>S: 10 | H: 1<br>LOB: 0<br>BB: 0<br>P: 10 | R: 2<br>E: 0<br>K: 1<br>S: 7 | H: 2<br>LOB: 0<br>BB: 0<br>P: 7 | R: 0<br>E: 0<br>K: 0<br>S: 3 | H: 0<br>LOB: 0<br>BB: 0<br>P: 3 | R: 2<br>E: 0<br>K: 1<br>S: 7 | H: 3<br>LOB: 0<br>BB: 0<br>P: 7 | 1B: 3<br>2B: 1<br>3B: 0<br>HR: 3 | SF: 0<br>SAC: 0<br>DP: 2<br>HBP: 1 | WP: 0<br>PB: 0<br>SB: 1<br>CS: 0 | PA: 37 |  |  |  |
| <b>PITCHER</b>   | IP                           | WLS                              | BF                           | H                               | R                            | ER                              | SO                            | BB                               | IBB                          | HBP                             | BLK                           | WP                               | HR                           | S                               | P                            | ERA                             | WHIP                         |                                 |                                  |                                    |                                  |        |  |  |  |
| <b>Tom Seaver, R</b> (1, 1)<br>ERA: 1.71                   | 7.0                          | L                                | 29                           | 4                               | 4                            | 4                               | 13                            | 3                                | 0                            | 1                               | 0                             | 0                                | 2                            | 51                              | 64                           | 5.14                            | 1.000                        |                                 |                                  |                                    |                                  |        |  |  |  |
| <b>Ray Sadecki, L</b> (8, 1)<br>ERA: 3.75                  | 2.0                          |                                  | 8                            | 3                               | 2                            | 2                               | 1                             | 0                                | 0                            | 0                               | 0                             | 0                                | 1                            | 10                              | 10                           | 9.00                            | 1.500                        |                                 |                                  |                                    |                                  |        |  |  |  |

Cincinnati Reds @ New York Mets  
 Shea Stadium, Flushing, NY  
 Wed May 02 1973, 7:05 PM EDT  
 Att. 19,163 - Unknown

livebaseballscorecards.com

|     |    |
|-----|----|
| AB  | 33 |
| R   | 6  |
| H   | 7  |
| RBI | 6  |
| BB  | 3  |
| SO  | 14 |
| LOB | 7  |



BOTTOM

Cincinnati Reds @ New York Mets

Shea Stadium, Flushing, NY

Wed May 02 1973, 7:05 PM EDT

Att. 19,163 - Unknown

livebaseballscorecards.com

|     |    |
|-----|----|
| AB  | 33 |
| R   | 1  |
| H   | 9  |
| RBI | 1  |
| BB  | 4  |
| SO  | 3  |
| LOB | 23 |



|     |   |     |    |
|-----|---|-----|----|
| WP: | 0 | PA: | 38 |
| PB: | 0 | SB: | 0  |
| CS: | 0 |     |    |

AB R H RBI BB SO LOB

|   |   |   |   |   |   |   |
|---|---|---|---|---|---|---|
| 4 | 0 | 1 | 1 | 1 | 0 | 4 |
| 5 | 0 | 2 | 0 | 0 | 0 | 5 |
| 3 | 0 | 0 | 0 | 1 | 1 | 2 |
| 4 | 0 | 1 | 0 | 0 | 0 | 2 |
| 3 | 0 | 1 | 0 | 1 | 1 | 1 |
| 4 | 0 | 0 | 0 | 0 | 0 | 5 |
| 4 | 0 | 1 | 0 | 0 | 0 | 0 |
| 3 | 1 | 3 | 0 | 1 | 0 | 0 |
| 1 | 0 | 0 | 0 | 0 | 0 | 1 |
| 1 | 0 | 0 | 0 | 0 | 1 | 2 |
| 0 | 0 | 0 | 0 | 0 | 0 | 0 |
| 1 | 0 | 0 | 0 | 0 | 0 | 1 |

| Batter   | 1                     | 2         | 3                   | 4                       | 5                      | 6                     | 7                      | 8                    | 9                       |
|--|-----------------------|-----------|---------------------|-------------------------|------------------------|-----------------------|------------------------|----------------------|-------------------------|
| Ted Martinez, R (1, 7)<br>OBP: 0.368, SLG: 0.314     | 4-0<br>BB<br>G5-4-3   |           |                     | 0-0<br>6-3              | 0-0<br>1B<br>2-H<br>1B |                       | 0-0<br>L9              |                      | 0-0<br>G3<br>1-2<br>2-3 |
| Felix Millan, R (1, 4)<br>OBP: 0.239, SLG: 0.247     | 0-0<br>G5-4-3<br>1-2f |           |                     | 0-0<br>G3<br>2B         | 0-0<br>1-3<br>1B       |                       | 0-0<br>FC5<br>2-3f     |                      | 0-0<br>4-3              |
| Willie Mays, R (1, 8)<br>OBP: 0.214, SLG: 0.135      | 0-0<br>F6             |           |                     | 4-0<br>G3<br>BB         | 0-3<br>K               |                       |                        | 0-0<br>6-3           |                         |
| Rusty Staub, L (1, 9)<br>OBP: 0.282, SLG: 0.288      |                       | 0-0<br>F2 |                     | 0-0<br>G3<br>1-2<br>2-3 |                        | 0-0<br>F9             |                        | 0-0<br>FC6-4<br>1B   |                         |
| Jim Beauchamp, R (1, 3)<br>OBP: 0.400, SLG: 0.333    |                       | 0-0<br>F7 |                     | 4-0<br>BB               |                        | 0-0<br>G6-4-3<br>1B   |                        | 0-3<br>K             |                         |
| Jim Fregosi, R (1, 5)<br>OBP: 0.317, SLG: 0.257      |                       | 0-0<br>P3 |                     | 0-0<br>F8               |                        | 0-0<br>G6-4-3<br>1-2f |                        | 0-0<br>FC6-4<br>1-2f |                         |
| Jerry Grote, R (1, 2)<br>OBP: 0.258, SLG: 0.333      |                       |           | 0-0<br>F9           |                         | 0-0<br>F8              |                       | 0-0<br>FC5<br>1B<br>1B |                      | 0-0<br>4-3              |
| Bud Harrelson, S (1, 6)<br>OBP: 0.301, SLG: 0.231    |                       |           | 4-0<br>BB<br>G6-4-3 |                         | 0-0<br>SH3-4<br>1B     |                       | 0-0<br>1-2<br>1B       |                      | 0-0<br>G3<br>E<br>1B    |
| Tom Seaver, R (1, 1)<br>OBP: 0.154, SLG: 0.083       |                       |           | 0-0<br>G6-4-3       |                         | 0-0<br>SH3-4           |                       | 0-3<br>K               |                      | 0-0<br>E4<br>G3         |
| George Theodore, R (7, PH)<br>OBP: 0.320, SLG: 0.348 |                       |           |                     |                         |                        |                       |                        |                      |                         |
| Ray Sadecki, L (8, 1)                                |                       |           |                     |                         |                        |                       |                        |                      |                         |
| Ken Boswell, L (9, PH)<br>OBP: 0.222, SLG: 0.222     |                       |           |                     |                         |                        |                       |                        |                      |                         |

| Inning Stats | R: 0 | H: 0 | E: 0 | K: 0 | S: 2 | LOB: 0 | BB: 1 | P: 6 | R: 0 | H: 0 | E: 0 | K: 0 | S: 3 | LOB: 0 | BB: 0 | P: 3 | R: 0 | H: 1 | E: 0 | K: 0 | S: 4 | LOB: 3 | BB: 2 | P: 12 | R: 1 | H: 3 | E: 0 | K: 1 | S: 8 | LOB: 2 | BB: 0 | P: 8 | R: 0 | H: 1 | E: 0 | K: 0 | S: 3 | LOB: 0 | BB: 0 | P: 3 | R: 0 | H: 2 | E: 0 | K: 1 | S: 7 | LOB: 2 | BB: 0 | P: 7 | R: 0 | H: 1 | E: 0 | K: 1 | S: 6 | LOB: 1 | BB: 0 | P: 6 | R: 0 | H: 1 | E: 1 | K: 0 | S: 5 | LOB: 2 | BB: 0 | P: 5 | 1B: 8 | SF: 0 | 2B: 1 | 3B: 0 | HR: 0 | SAC: 1 | DP: 3 | HBP: 0 | WP: 0 | PA: 38 |
|--------------|------|------|------|------|------|--------|-------|------|------|------|------|------|------|--------|-------|------|------|------|------|------|------|--------|-------|-------|------|------|------|------|------|--------|-------|------|------|------|------|------|------|--------|-------|------|------|------|------|------|------|--------|-------|------|------|------|------|------|------|--------|-------|------|------|------|------|------|------|--------|-------|------|-------|-------|-------|-------|-------|--------|-------|--------|-------|--------|
|--------------|------|------|------|------|------|--------|-------|------|------|------|------|------|------|--------|-------|------|------|------|------|------|------|--------|-------|-------|------|------|------|------|------|--------|-------|------|------|------|------|------|------|--------|-------|------|------|------|------|------|------|--------|-------|------|------|------|------|------|------|--------|-------|------|------|------|------|------|------|--------|-------|------|-------|-------|-------|-------|-------|--------|-------|--------|-------|--------|

| PITCHER                              | IP  | WLS | BF | H | R | ER | SO | BB | IBB | HBP | BLK | WP | HR | S  | P  | ERA  | WHIP  |
|--------------------------------------|-----|-----|----|---|---|----|----|----|-----|-----|-----|----|----|----|----|------|-------|
| Ross Grimsley, L (1, 1)<br>ERA: 2.38 | 6.0 | W   | 26 | 7 | 1 | 1  | 1  | 4  | 0   | 0   | 0   | 0  | 0  | 24 | 40 | 1.50 | 1.833 |
| Pedro Borbon, R (7, 1)<br>ERA: 0.53  | 3.0 | S   | 12 | 2 | 0 | 0  | 2  | 0  | 0   | 0   | 0   | 0  | 0  | 16 | 16 | 0.00 | 0.667 |

| PITCHER                              | IP  | WLS | BF | H | R | ER | SO | BB | IBB | HBP | BLK | WP | HR | S  | P  | ERA  | WHIP  |
|--------------------------------------|-----|-----|----|---|---|----|----|----|-----|-----|-----|----|----|----|----|------|-------|
| Ross Grimsley, L (1, 1)<br>ERA: 2.38 | 6.0 | W   | 26 | 7 | 1 | 1  | 1  | 4  | 0   | 0   | 0   | 0  | 0  | 24 | 40 | 1.50 | 1.833 |
| Pedro Borbon, R (7, 1)<br>ERA: 0.53  | 3.0 | S   | 12 | 2 | 0 | 0  | 2  | 0  | 0   | 0   | 0   | 0  | 0  | 16 | 16 | 0.00 | 0.667 |

| Batter  | 1  | 2  | 3  | 4  | 5  | 6  | 7  | 8  | 9  | AB R H RBI BB SO LOB   | TOP  |  |
|---|--|--|--|--|--|--|--|--|--|--|--|--|
| <b>Pete Rose, S</b> (1, 7)<br>OBP: 0.392, SLG: 0.419  | 0-0<br>CS<br>1B  |  | 0-0<br>1-3   | 0-0<br>6-3   |  |  | 0-3<br>K   |  |  | 4 0 1 0 0 1 0  |  |  |
| <b>Joe Morgan, L</b> (1, 4)<br>OBP: 0.441, SLG: 0.585   | 0-0<br>F2<br>1-2                                       |  |  | 0-0<br>1B<br>2B<br>1B                                  | 4-0<br>CS<br>BB  |  |  | 0-0<br>S<br>1B<br>1B                                   |  | 3 1 2 0 1 0 1  |  |  |
| <b>Johnny Bench, R</b> (1, 2)<br>OBP: 0.357, SLG: 0.364   | 0-0<br>5-3   |  |  | 0-0<br>2B<br>1B<br>1B                                  | 0-0<br>F9<br>1-2                                       |  |  | 0-0<br>G6-4-3<br>1B                                    |  | 4 1 2 0 0 0 1  |  |  |
| <b>Tony Perez, R</b> (1, 3)<br>OBP: 0.365, SLG: 0.458   |  | 0-3<br>K   |  | 0-0<br>1B<br>G4-6-3<br>2B                              | 0-3<br>K   |  |  | 0-0<br>G6-4-3<br>1-2f<br>2-3                           |  | 4 1 1 1 0 2 2  |  |  |
| <b>Bobby Tolan, L</b> (1, 8)<br>OBP: 0.297, SLG: 0.349  |  | 0-0<br>2B<br>1B  |  | 0-0<br>G4-6-3<br>1B<br>2-3<br>3-H                      | 0-3<br>K   |  |  | 0-0<br>3-1   |  | 4 0 2 1 0 1 1  |  |  |
| <b>Dave Concepcion, R</b> (1, 6)<br>OBP: 0.375, SLG: 0.582  |  | 0-0<br>1-H<br>2B                                       |  | 0-0<br>G4-6-3<br>1-2f<br>3-H                           | 0-0<br>6-3   |  |  | 0-0<br>6-3   |  | 4 0 1 0 0 0 1  |  |  |
| <b>Richie Scheinblum, S</b> (1, 9)<br>OBP: 0.318, SLG: 0.333<br><b>Cesar Geronimo, L</b> (6, 9)<br>OBP: 0.240, SLG: 0.306   |  | 0-3<br>K   |  | 0-0<br>1B<br>HR<br>1B                                  | 0-0<br>F7  |  |  | 0-0<br>F9  |  | 3 1 1 0 0 1 1<br>1 0 0 0 0 0 0   |  |  |
| <b>Denis Menke, R</b> (1, 5)<br>OBP: 0.359, SLG: 0.275  |  | 0-3<br>K   |  | 0-0<br>1-2<br>HR<br>1B                                 | 0-3<br>K   |  |  | 0-3<br>K   |  | 4 1 1 0 0 3 0  |  |  |
| <b>Jim McGlothlin, R</b> (1, 1)<br><b>Bill Plummer, R</b> (4, PH)<br>OBP: 0.286, SLG: 0.167<br><b>Larry Stahl, L</b> (4, PH)<br>OBP: 0.667, SLG: 0.889<br><b>Tom Hall, L</b> (4, 1) |  | 0-3<br>K   |  | 0-0<br>1-H<br>2-H<br>HR                                | 0-0<br>3-1   |  |  | 0-0<br>3-1   |  | 1 0 0 0 0 1 0<br>0 0 0 0 0 0 0<br>1 1 1 3 0 0 0<br>1 0 0 0 0 0 0       |  |  |
| <b>Inning Stats</b>   | R: 0<br>E: 0<br>K: 0<br>S: 3<br>H: 1<br>LOB: 0<br>P: 3 | R: 0<br>E: 0<br>K: 2<br>S: 8<br>H: 2<br>LOB: 1<br>P: 8 | R: 0<br>E: 0<br>K: 2<br>S: 7<br>H: 0<br>LOB: 0<br>P: 7 | R: 6<br>E: 0<br>K: 0<br>S: 9<br>H: 7<br>LOB: 0<br>P: 9 | R: 0<br>E: 0<br>K: 1<br>S: 4<br>H: 0<br>LOB: 0<br>P: 8 | R: 0<br>E: 0<br>K: 1<br>S: 5<br>H: 0<br>LOB: 0<br>P: 5 | R: 0<br>E: 0<br>K: 2<br>S: 7<br>H: 0<br>LOB: 0<br>P: 7 | R: 0<br>E: 0<br>K: 0<br>S: 4<br>H: 2<br>LOB: 1<br>P: 4 | R: 0<br>E: 0<br>K: 1<br>S: 5<br>H: 0<br>LOB: 0<br>P: 5 | 1B: 9<br>2B: 2<br>3B: 0<br>HR: 1<br>SF: 0<br>SAC: 0<br>DP: 2<br>HBP: 0 | WP: 0<br>PB: 0<br>SB: 1<br>CS: 2<br>PA: 35 |  |
| <b>PITCHER</b>  | IP WLS BF H R ER SO BB IBB HBP BLK WP HR S P ERA WHIP  |  |  |  |  |  |  |  |  |  |  |  |
| <b>Jon Matlack, L</b> (1, 1)<br>ERA: 4.66   | 3.2 L 17 9 5 5 4 0 0 0 0 0 0 0 25 25 12.27 2.455       |  |  |  |  |  |  |  |  |  |  |  |
| <b>Hank Webb, R</b> (4, 1)<br>ERA: 27.0   | 0.1 2 1 1 1 0 0 0 0 0 0 0 1 2 2 27.00 3.000            |  |  |  |  |  |  |  |  |  |  |  |
| <b>Phil Hennigan, R</b> (5, 1)<br>ERA: 1.69   | 3.0 9 0 0 0 4 1 0 0 0 0 0 0 16 20 0.00 0.333           |  |  |  |  |  |  |  |  |  |  |  |
| <b>Tug McGraw, L</b> (8, 1)<br>ERA: 1.35  | 2.0 7 2 0 0 1 0 0 0 0 0 0 0 9 9 0.00 1.000             |  |  |  |  |  |  |  |  |  |  |  |

Cincinnati Reds @ New York Mets  
 Shea Stadium, Flushing, NY  
 Thu May 03 1973, 7:05 PM EDT  
 Att. 9,163 - Unknown

livebaseballscorecards.com

|     |    |
|-----|----|
| AB  | 34 |
| R   | 6  |
| H   | 12 |
| RBI | 5  |
| BB  | 1  |
| SO  | 9  |
| LOB | 7  |



**BOTTOM**

**Cincinnati Reds @ New York Mets**  
 Shea Stadium, Flushing, NY  
 Thu May 03 1973, 7:05 PM EDT  
 Att. 9,163 - Unknown

[livebaseballscorecards.com](http://livebaseballscorecards.com)

|            |           |
|------------|-----------|
| <b>AB</b>  | <b>32</b> |
| <b>R</b>   | <b>5</b>  |
| <b>H</b>   | <b>7</b>  |
| <b>RBI</b> | <b>5</b>  |
| <b>BB</b>  | <b>2</b>  |
| <b>SO</b>  | <b>8</b>  |
| <b>LOB</b> | <b>6</b>  |



| AB | R | H | RBI | BB | SO | LOB |
|----|---|---|-----|----|----|-----|
| 4  | 1 | 1 | 0   | 0  | 0  | 2   |
| 4  | 1 | 1 | 0   | 0  | 0  | 1   |
| 3  | 1 | 0 | 0   | 1  | 1  | 0   |
| 4  | 1 | 1 | 4   | 0  | 2  | 0   |
| 3  | 0 | 0 | 0   | 0  | 0  | 0   |
| 1  | 0 | 0 | 0   | 0  | 1  | 0   |
| 3  | 0 | 2 | 0   | 0  | 1  | 0   |
| 1  | 0 | 0 | 0   | 0  | 0  | 0   |
| 3  | 1 | 0 | 0   | 1  | 1  | 2   |
| 3  | 0 | 1 | 1   | 0  | 1  | 0   |
| 1  | 0 | 1 | 0   | 0  | 0  | 0   |
| 0  | 0 | 0 | 0   | 0  | 0  | 0   |
| 1  | 0 | 0 | 0   | 0  | 0  | 1   |
| 1  | 0 | 0 | 0   | 0  | 1  | 0   |
| 0  | 0 | 0 | 0   | 0  | 0  | 0   |

|       |        |
|-------|--------|
| WP: 0 | PA: 34 |
| PB: 0 |        |
| SB: 0 |        |
| CS: 1 |        |

| PITCHER           | IP     | WLS | BF | H | R | ER | SO | BB | IBB | HBP | BLK | WP | HR | S  | P  | ERA   | WHIP  |
|-------------------|--------|-----|----|---|---|----|----|----|-----|-----|-----|----|----|----|----|-------|-------|
| Jim McGlothlin, R | (1, 1) | 3.0 | 14 | 5 | 4 | 4  | 2  | 1  | 0   | 0   | 0   | 0  | 1  | 17 | 21 | 12.00 | 2.000 |
| Tom Hall, L       | (4, 1) | 6.0 | 20 | 2 | 1 | 1  | 6  | 1  | 0   | 0   | 0   | 0  | 0  | 31 | 35 | 1.50  | 0.500 |

| Batter  | 1                     | 2                             | 3               | 4         | 5             | 6                   | 7          | 8          | 9 |
|---|-----------------------|-------------------------------|-----------------|-----------|---------------|---------------------|------------|------------|---|
| <b>Ted Martinez, R</b><br>OBP: 0.357, SLG: 0.308 (1, 8)     | 0-0<br>1B<br>HR<br>1B | 0-0<br>FC3-6<br>FC6-4<br>1-2f |                 | 0-0<br>F2 |               |                     | 0-0<br>6-3 |            |   |
| <b>Felix Millan, R</b><br>OBP: 0.239, SLG: 0.247 (1, 4)     | 0-0<br>1B<br>HR<br>1B | 0-0<br>FC6-4<br>1-2f          |                 |           | 0-0<br>6-3    |                     |            | 0-0<br>F8  |   |
| <b>Wayne Garrett, L</b><br>OBP: 0.361, SLG: 0.324 (1, 5)    | 4-0<br>HR<br>BB       |                               | 0-0<br>G3       |           | 0-0<br>5-3    |                     |            | 0-3<br>K   |   |
| <b>Rusty Staub, L</b><br>OBP: 0.261, SLG: 0.325 (1, 9)      | 0-0<br>HR             |                               | 0-0<br>G3       |           | 0-3<br>K      |                     |            | 0-3<br>K   |   |
| <b>Ed Kranepool, L</b><br>OBP: 0.333, SLG: 0.393 (1, 3)     | 0-0<br>4-3            |                               | 0-0<br>F7       |           |               | 0-0<br>P4           |            | 0-3<br>K   |   |
| <b>George Theodore, R</b><br>OBP: 0.308, SLG: 0.333 (9, PH) |                       |                               |                 |           |               |                     |            |            |   |
| <b>Jim Gosger, L</b><br>OBP: 0.667, SLG: 0.667 (1, 7)       | 0-0<br>CS<br>1B       |                               |                 | 0-3<br>K  |               | 0-0<br>G5-4-3<br>1B |            | 0-0<br>5-3 |   |
| <b>Duffy Dyer, R</b><br>OBP: 0.196, SLG: 0.119 (9, PH)      |                       |                               |                 |           |               |                     |            |            |   |
| <b>Jerry Grote, R</b><br>OBP: 0.257, SLG: 0.303 (1, 2)      | 0-3<br>K              |                               | 4-0<br>2B<br>BB |           | 0-0<br>G5-4-3 |                     |            | 0-0<br>6-3 |   |
| <b>Bud Harrelson, S</b><br>OBP: 0.303, SLG: 0.250 (1, 6)    |                       | 0-3<br>K                      |                 | 0-0<br>2B |               | 0-0<br>5-3          |            |            |   |
| <b>Jon Matlack, L</b><br>OBP: 0.690, SLG: 0.296 (1, 1)      |                       |                               |                 | 0-0<br>F7 |               |                     | 0-3<br>K   |            |   |
| <b>Hank Webb, R</b><br>OBP: 0.364, SLG: 0.300 (4, 1)        |                       |                               |                 |           |               |                     |            |            |   |
| <b>Jim Beauchamp, R</b><br>OBP: 0.384, SLG: 0.300 (4, PH)   |                       |                               |                 |           |               |                     |            |            |   |
| <b>Phil Hennigan, R</b><br>OBP: 0.310, SLG: 0.250 (7, PH)   |                       |                               |                 |           |               |                     |            |            |   |
| <b>Jim Fregosi, R</b><br>OBP: 0.310, SLG: 0.250 (8, 1)      |                       |                               |                 |           |               |                     |            |            |   |
| <b>Tug McGraw, R</b><br>OBP: 0.310, SLG: 0.250 (8, 1)       |                       |                               |                 |           |               |                     |            |            |   |

| Inning Stats | R: 4 | H: 4 | E: 0 | K: 1 | S: 8 | H: 4 | LOB: 0 | BB: 1 | P: 12 | R: 0 | H: 1 | E: 0 | K: 1 | S: 6 | R: 0 | H: 0 | E: 0 | K: 0 | S: 3 | R: 1 | H: 1 | E: 0 | K: 1 | S: 6 | R: 0 | H: 0 | E: 0 | K: 1 | S: 5 | R: 0 | H: 1 | E: 0 | K: 0 | S: 3 | R: 0 | H: 0 | E: 0 | K: 2 | S: 7 | R: 0 | H: 0 | E: 0 | K: 1 | S: 5 | R: 0 | H: 0 | E: 0 | K: 1 | S: 5 |
|--------------|------|------|------|------|------|------|--------|-------|-------|------|------|------|------|------|------|------|------|------|------|------|------|------|------|------|------|------|------|------|------|------|------|------|------|------|------|------|------|------|------|------|------|------|------|------|------|------|------|------|------|
|--------------|------|------|------|------|------|------|--------|-------|-------|------|------|------|------|------|------|------|------|------|------|------|------|------|------|------|------|------|------|------|------|------|------|------|------|------|------|------|------|------|------|------|------|------|------|------|------|------|------|------|------|

| PITCHER           | IP     | WLS | BF | H | R | ER | SO | BB | IBB | HBP | BLK | WP | HR | S  | P  | ERA   | WHIP  |
|-------------------|--------|-----|----|---|---|----|----|----|-----|-----|-----|----|----|----|----|-------|-------|
| Jim McGlothlin, R | (1, 1) | 3.0 | 14 | 5 | 4 | 4  | 2  | 1  | 0   | 0   | 0   | 0  | 1  | 17 | 21 | 12.00 | 2.000 |
| Tom Hall, L       | (4, 1) | 6.0 | 20 | 2 | 1 | 1  | 6  | 1  | 0   | 0   | 0   | 0  | 0  | 31 | 35 | 1.50  | 0.500 |

| Batter  | 1   | 2   | 3   | 4   | 5   | 6   | 7   | 8  | 9   | 10  | 11  | 12  | 13  | 14  | AB R H RBI BB SO LOB  | TOP  |
|---|---|---|---|---|---|---|---|--|---|---|---|---|---|---|---|--|
| <b>Jimmy Wynn, R</b><br><small>(1, 9)<br/>           OBP: 0.344, SLG: 0.533</small>   | 0-3<br>K  |   | 0-3<br>K  |   | 0-0<br>4-3  |   |   | 0-0<br>FC5-4<br>1B BB 1B                             | 0-3<br>K  |   |   | 0-3<br>K  |   | 0-0<br>1B BB 1B   | 7 2 1 0 0 4 1   | <b>Houston Astros @ New York Mets</b><br>Shea Stadium, Flushing, NY<br>Fri May 04 1973, 7:05 PM EDT<br>Att. 17,397 - Unknown<br><br>livebaseballscores.com |
| <small>Roger Metzger, S<br/>           Jesus Alou, R<br/>           Jim Crawford, L<br/>           Cecil Luster, R<br/>           Johnny Edwards, L<br/>           Jim York, R<br/>           Bob Galagher, L<br/>           Jim Ray, S<br/>           Fred Gladding, L</small> | 0-0<br>F9   |   | 0-3<br>K  |   | 0-0<br>4-3  |   |   | 0-0<br>BB BB 1B                                      | 0-3<br>K  |   |   | 0-3<br>K  |   | 0-0<br>BB BB 1B   | 3 0 0 0 0 0 1 0<br>1 0 0 0 0 0 0 0<br>0 0 0 0 0 0 0 0<br>1 1 1 0 0 1 0 0<br>1 0 0 0 0 0 0 0 |  |
| <b>Cesar Cedeno, R</b><br><small>(1, 8)<br/>           OBP: 0.373, SLG: 0.514</small>   | 0-0<br>5-3  |   |   | 0-0<br>HR   |   |   |   | 0-0<br>F3  |   | 0-0<br>E S 1B                                       |   | 0-3<br>K  |   | 0-0<br>1-2 2-3<br>2B BB 1B                                  | 7 3 4 1 0 1 0   |  |
| <b>Bob Watson, R</b><br><small>(1, 7)<br/>           OBP: 0.443, SLG: 0.563<br/>           (8, 3)</small>   |   | 4-0<br>1B BB  |   | 0-0<br>1B 3B  |   |   |   | 0-0<br>L5  |   | 0-0<br>E1   |   |   | 4-0<br>FC6-4<br>BB                                    | 1-2 2-3<br>2B BB 1B   | 3 1 1 2 4 0 1   |  |
| <b>Lee May, R</b><br><small>(1, 3)<br/>           OBP: 0.228, SLG: 0.303</small>  | 0-0<br>F2   |   |   | 0-3<br>K  |   |   |   | 0-0<br>6-3   |   | 0-0<br>F9   |   |   |   | 0-0<br>P3   | 4 0 0 0 0 2 5<br>3 0 0 0 0 1 6  |  |
| <b>Hector Torres, R</b><br><small>(8, 6)<br/>           OBP: 0.160, SLG: 0.087</small>  |   |   |   |   |   |   |   |  |   |   |   |   |   |   |   |  |
| <b>Doug Rader, R</b><br><small>(1, 5)<br/>           OBP: 0.321, SLG: 0.406</small>   |   | 0-0<br>1B   |   | 0-0<br>1B   |   |   |   | 0-0<br>5-3   |   | 0-0<br>G4-3   |   |   | 0-0<br>F8   | 0-0<br>1-3 2-3 3-H<br>2B                                    | 6 0 3 4 1 0 3   |  |
| <b>Larry Howard, R</b><br><small>(1, 2)<br/>           OBP: 0.216, SLG: 0.206</small>   |   | 0-0<br>FC5-2-6-1                                    |   | 0-0<br>F3   |   |   |   | 0-0<br>6-3   |   |   |   |   | 0-0<br>F8   | 0-0<br>1-3 2-3 3-H<br>2B                                    | 6 0 0 1 1 1 6   |  |
| <b>Tommy Helms, R</b><br><small>(1, 4)<br/>           OBP: 0.265, SLG: 0.255</small>  |   | 0-0<br>6-3  |   | 0-0<br>FC6-4  |   |   |   | 0-0<br>6-3   |   |   |   |   | 0-0<br>FC6-4  | 0-0<br>1-2<br>K   | 6 0 0 0 0 0 6   |  |
| <b>Ken Forsch, R</b><br><small>(1, 1)<br/>           OBP: 0.111, SLG: 0.059</small>   |   |   | 0-3<br>K  |   |   |   |   | 0-0<br>G3  |   |   |   |   |   | 0-0<br>1B BB 1B   | 1 0 0 0 0 1 0<br>1 0 0 0 0 1 0<br>0 0 0 0 0 0 0<br>4 1 2 0 0 1 0                            |  |
| <b>Jimmy Stewart, S</b><br><small>(5, PH)<br/>           OBP: 0.286, SLG: 0.167</small>   |   |   |   |   |   |   |   |  |   |   |   |   |   |   |   |  |
| <b>Tom Griffin, R</b><br><small>(5, 1)</small>  |   |   |   |   |   |   |   |  |   |   |   |   |   |   |   |  |
| <b>Tommie Agee, R</b><br><small>(8, PH)<br/>           OBP: 0.333, SLG: 0.333<br/>           (8, 7)</small>   |   |   |   |   |   |   |   |  |   |   |   |   |   |   |   |  |
| <b>Inning Stats</b>   | R: 0 H: 0<br>E: 0 LOB: 0<br>K: 1 BB: 0<br>S: 5 P: 5 | R: 0 H: 1<br>E: 0 LOB: 2<br>K: 0 BB: 1<br>S: 4 P: 8 | R: 0 H: 0<br>E: 0 LOB: 0<br>K: 3 BB: 0<br>S: 9 P: 9 | R: 2 H: 3<br>E: 0 LOB: 1<br>K: 1 BB: 0<br>S: 8 P: 8 | R: 0 H: 0<br>E: 0 LOB: 0<br>K: 1 BB: 0<br>S: 5 P: 5 | R: 0 H: 0<br>E: 0 LOB: 0<br>K: 0 BB: 0<br>S: 3 P: 3 | R: 0 H: 0<br>E: 0 LOB: 0<br>K: 0 BB: 0<br>S: 3 P: 3 | R: 3 H: 3<br>E: 0 LOB: 3<br>K: 1 BB: 3<br>S: 8 P: 20 | R: 0 H: 0<br>E: 0 LOB: 0<br>K: 2 BB: 0<br>S: 7 P: 7 | R: 0 H: 1<br>E: 1 LOB: 1<br>K: 0 BB: 0<br>S: 4 P: 4 | R: 0 H: 0<br>E: 0 LOB: 0<br>K: 3 BB: 0<br>S: 9 P: 9 | R: 0 H: 0<br>E: 0 LOB: 1<br>K: 1 BB: 1<br>S: 5 P: 9 | R: 4 H: 5<br>E: 0 LOB: 2<br>K: 1 BB: 1<br>S: 10 P: 14 | 1B: 10 SF: 0<br>2B: 1 SAC: 0<br>3B: 1 DP: 1<br>HR: 1 HBP: 0 | WP: 0 PA: 61<br>PB: 0<br>SB: 0<br>CS: 0   |  |
| <b>PITCHER</b><br><b>Jerry Koosman, L</b><br><small>(1, 1)<br/>           ERA: 1.96</small>   | IP: 7.1   | WLS: 30   | H: 7  | R: 5  | ER: 5   | SO: 6   | BB: 1   | IBB: 0   | HBP: 0  | BLK: 0  | WP: 0   | HR: 1   | S: 41   | P: 45   | ERA: 6.14   | WHIP: 1.091  |
| <b>Tug McGraw, L</b><br><small>(8, 1)<br/>           ERA: 1.32</small>  | 0.1   | 4   | 0   | 0   | 0   | 1   | 3   | 0  | 0   | 0   | 0   | 0   | 3   | 15  | 0.00  | 9.000  |
| <b>Phil Hennigan, R</b><br><small>(8, 1)<br/>           ERA: 3.31</small>   | 5.2   | L   | 23  | 5   | 4   | 4   | 7   | 1  | 0   | 0   | 0   | 0   | 36  | 40  | 6.35  | 1.059  |
| <b>Harry Parker, R</b><br><small>(14, 1)<br/>           ERA: 0.59</small>   | 0.2   | 4   | 1   | 0   | 0   | 1   | 1   | 0  | 0   | 0   | 0   | 0   | 5   | 9   | 0.00  | 3.000  |

| Batter  | 1          | 2          | 3          | 4          | 5         | 6          | 7         | 8          | 9          | 10         | 11         | 12         | 13         | 14        | AB | R | H | RBI | BB | SO | LOB |
|---|------------|------------|------------|------------|-----------|------------|-----------|------------|------------|------------|------------|------------|------------|-----------|----|---|---|-----|----|----|-----|
| Ted Martinez, R (1, 8)<br>OBP: 0.327, SLG: 0.304    | 0-3<br>K   | 0-0<br>2B  |            |            | 0-0<br>L6 |            | 0-0<br>E9 |            | 0-0<br>4-3 |            |            | 0-0<br>4-3 |            | 0-3<br>K  | 7  | 0 | 1 | 2   | 0  | 2  | 2   |
| Felix Millan, R (1, 4)<br>OBP: 0.253, SLG: 0.261    | 0-0<br>4-3 | 0-0<br>4-3 |            |            | 0-0<br>1B |            | 0-3<br>K  |            | 0-0<br>PO  | 0-0<br>1B  |            | 0-0<br>L6  |            | 0-0<br>1B | 7  | 0 | 3 | 0   | 0  | 1  | 2   |
| Wayne Garrett, L (1, 5)<br>OBP: 0.333, SLG: 0.275   | 0-0<br>L4  |            | 0-0<br>1-3 |            | 0-3<br>K  |            |           | 0-3<br>K   |            | 0-0<br>SH3 |            | 0-0<br>F7  |            | 0-0<br>F8 | 6  | 0 | 0 | 0   | 0  | 2  | 3   |
| Rusty Staub, L (1, 9)<br>OBP: 0.292, SLG: 0.329     |            | 4-0<br>1B  | 0-0<br>F9  |            |           | 0-0<br>G3  |           | 0-0<br>2B  |            | 4-0<br>IBB |            |            | 0-0<br>6-3 | 0-0<br>F7 | 5  | 1 | 1 | 0   | 2  | 0  | 2   |
| Ed Kranepool, L (1, 3)<br>OBP: 0.364, SLG: 0.379    |            | 4-0<br>1B  | 0-3<br>K   |            |           | 4-0<br>G3  |           | 0-0<br>4-3 |            | 0-0<br>F7  |            |            | 0-0<br>G3  |           | 1  | 2 | 0 | 0   | 2  | 1  | 0   |
| Jim Beauchamp, R (8, PH)<br>OBP: 0.364, SLG: 0.300  |            | 1B         |            |            |           |            |           | 2-3<br>4-3 |            |            |            |            |            |           | 0  | 0 | 0 | 0   | 0  | 0  | 0   |
| Ken Boswell, L (8, PH)<br>OBP: 0.200, SLG: 0.200    |            | 1-2<br>1-3 |            |            |           |            |           |            |            |            |            |            |            |           | 1  | 0 | 0 | 0   | 0  | 0  | 1   |
| George Theodore, R (9, 3)<br>OBP: 0.296, SLG: 0.308 |            | 1-2<br>2-3 |            |            |           |            |           |            |            |            |            |            |            |           | 2  | 0 | 0 | 0   | 0  | 0  | 2   |
| Jim Gosger, L (1, 7)<br>OBP: 0.556, SLG: 0.333      |            | 1-3<br>2B  |            | 0-0<br>P6  |           | 0-0<br>G3  |           | 4-0<br>IBB |            | 0-0<br>F8  |            |            | 4-0<br>1B  |           | 3  | 1 | 0 | 0   | 3  | 0  | 3   |
| Harry Parker, R (14, 1)<br>OBP: 0.200, SLG: 0.200   |            | 1-2<br>2-3 |            | 0-0<br>P3  |           | 1-2<br>E6  |           | 0-0<br>IBB |            |            |            |            | 0-0<br>BB  |           | 0  | 0 | 0 | 0   | 0  | 0  | 0   |
| Jerry Grote, R (1, 2)<br>OBP: 0.268, SLG: 0.308     |            | 1-2<br>2-3 |            | 0-0<br>P6  |           | 0-0<br>4-3 |           | 0-0<br>4-3 |            | 0-3<br>K   |            |            | 0-0<br>1B  |           | 6  | 1 | 2 | 1   | 0  | 1  | 2   |
| Bud Harrelson, S (1, 6)<br>OBP: 0.280, SLG: 0.230   |            | 0-0<br>P6  |            | 0-0<br>4-3 |           | 0-0<br>3-1 |           |            | 0-0<br>F7  |            | 0-0<br>6-3 |            | 0-0<br>1-3 |           | 6  | 0 | 0 | 0   | 0  | 0  | 6   |
| Jerry Koosman, R (1, 1)<br>OBP: 0.188, SLG: 0.133   |            | 0-0<br>1-3 |            |            | 0-3<br>K  |            |           |            | 0-0<br>1-3 |            |            |            |            | 0-0<br>1B | 3  | 0 | 0 | 1   | 0  | 1  | 2   |
| Tug McGraw, R (8, 1)<br>OBP: 0.333, SLG: 0.333      |            | 1-2<br>2-3 |            |            |           |            |           |            | 0-0<br>PO  | 0-3<br>4-3 |            |            |            | 0-0<br>BB | 0  | 0 | 0 | 0   | 0  | 0  | 0   |
| Phil Hennigan, R (8, 1)<br>OBP: 0.333, SLG: 0.333   |            |            |            |            |           |            |           |            |            |            |            |            |            |           | 2  | 0 | 1 | 0   | 0  | 1  | 0   |
| Jim Fregosi, R (14, 3)<br>OBP: 0.326, SLG: 0.250    |            | 1-2<br>2-3 |            |            |           |            |           |            |            |            |            |            |            |           | 0  | 0 | 0 | 0   | 1  | 0  | 0   |

| Inning Stats                          | R: 0 | H: 0 | E: 0 | LOB: 0 | K: 1 | S: 5 | P: 5 | R: 4 | H: 2 | E: 0 | LOB: 1 | K: 1 | S: 5 | P: 17 | R: 0 | H: 0 | E: 0  | LOB: 0 | K: 1 | S: 5 | P: 5 | R: 0 | H: 0 | E: 0 | LOB: 0 | K: 0 | S: 3 | P: 3 | R: 0 | H: 1 | E: 0 | LOB: 1 | K: 2 | S: 8 | P: 8 | R: 1 | H: 0 | E: 1 | LOB: 1 | K: 0 | S: 4 | P: 8 | R: 0 | H: 0 | E: 1 | LOB: 0 | K: 1 | S: 5 | P: 5 | R: 0 | H: 0 | E: 0 | LOB: 0 | K: 1 | S: 6 | P: 10 | R: 0 | H: 1 | E: 0 | LOB: 2 | K: 1 | S: 6 | P: 10 | R: 0 | H: 1 | E: 0 | LOB: 0 | K: 0 | S: 3 | P: 3 | R: 0 | H: 1 | E: 0 | LOB: 2 | K: 2 | S: 7 | P: 7 | R: 0 | H: 0 | E: 0 | LOB: 0 | K: 0 | S: 3 | P: 3 | R: 0 | H: 0 | E: 0 | LOB: 0 | K: 0 | S: 4 | P: 8 | R: 0 | H: 1 | E: 0 | LOB: 1 | K: 0 | S: 4 | P: 8 | R: 0 | H: 0 | E: 0 | LOB: 0 | K: 0 | S: 4 | P: 8 | R: 0 | H: 0 | E: 0 | LOB: 0 | K: 0 | S: 3 | P: 3 | R: 0 | H: 0 | E: 0 | LOB: 0 | K: 0 | S: 4 | P: 8 | R: 0 | H: 1 | E: 0 | LOB: 2 | K: 0 | S: 4 | P: 8 | R: 0 | H: 1 | E: 0 | LOB: 2 | K: 0 | S: 4 | P: 8 | R: 0 | H: 1 | E: 0 | LOB: 2 | K: 1 | S: 6 | P: 10 | R: 0 | H: 1 | E: 0 | LOB: 2 | K: 1 | S: 6 | P: 10 | 1B: 6 | SF: 0 | 2B: 2 | SAC: 1 | 3B: 0 | DP: 0 | HR: 0 | HBP: 0 | WP: 0 | PA: 59 |
|---------------------------------------|------|------|------|--------|------|------|------|------|------|------|--------|------|------|-------|------|------|-------|--------|------|------|------|------|------|------|--------|------|------|------|------|------|------|--------|------|------|------|------|------|------|--------|------|------|------|------|------|------|--------|------|------|------|------|------|------|--------|------|------|-------|------|------|------|--------|------|------|-------|------|------|------|--------|------|------|------|------|------|------|--------|------|------|------|------|------|------|--------|------|------|------|------|------|------|--------|------|------|------|------|------|------|--------|------|------|------|------|------|------|--------|------|------|------|------|------|------|--------|------|------|------|------|------|------|--------|------|------|------|------|------|------|--------|------|------|------|------|------|------|--------|------|------|------|------|------|------|--------|------|------|-------|------|------|------|--------|------|------|-------|-------|-------|-------|--------|-------|-------|-------|--------|-------|--------|
| PITCHER                               | IP   | WLS  | BF   | H      | R    | ER   | SO   | BB   | IBB  | HBP  | BLK    | WP   | HR   | S     | P    | ERA  | WHIP  |        |      |      |      |      |      |      |        |      |      |      |      |      |      |        |      |      |      |      |      |      |        |      |      |      |      |      |      |        |      |      |      |      |      |      |        |      |      |       |      |      |      |        |      |      |       |      |      |      |        |      |      |      |      |      |      |        |      |      |      |      |      |      |        |      |      |      |      |      |      |        |      |      |      |      |      |      |        |      |      |      |      |      |      |        |      |      |      |      |      |      |        |      |      |      |      |      |      |        |      |      |      |      |      |      |        |      |      |      |      |      |      |        |      |      |      |      |      |      |        |      |      |       |      |      |      |        |      |      |       |       |       |       |        |       |       |       |        |       |        |
| Ken Forsch, R (1, 1)<br>ERA: 4.14     | 4.0  |      | 17   | 2      | 4    | 4    | 2    | 3    | 0    | 0    | 0      | 0    | 0    | 17    | 30   | 9.00 | 1.250 |        |      |      |      |      |      |      |        |      |      |      |      |      |      |        |      |      |      |      |      |      |        |      |      |      |      |      |      |        |      |      |      |      |      |      |        |      |      |       |      |      |      |        |      |      |       |      |      |      |        |      |      |      |      |      |      |        |      |      |      |      |      |      |        |      |      |      |      |      |      |        |      |      |      |      |      |      |        |      |      |      |      |      |      |        |      |      |      |      |      |      |        |      |      |      |      |      |      |        |      |      |      |      |      |      |        |      |      |      |      |      |      |        |      |      |      |      |      |      |        |      |      |       |      |      |      |        |      |      |       |       |       |       |        |       |       |       |        |       |        |
| Tom Griffin, R (5, 1)<br>ERA: 3.66    | 3.0  |      | 12   | 1      | 1    | 0    | 3    | 1    | 0    | 0    | 0      | 0    | 0    | 17    | 21   | 0.00 | 0.667 |        |      |      |      |      |      |      |        |      |      |      |      |      |      |        |      |      |      |      |      |      |        |      |      |      |      |      |      |        |      |      |      |      |      |      |        |      |      |       |      |      |      |        |      |      |       |      |      |      |        |      |      |      |      |      |      |        |      |      |      |      |      |      |        |      |      |      |      |      |      |        |      |      |      |      |      |      |        |      |      |      |      |      |      |        |      |      |      |      |      |      |        |      |      |      |      |      |      |        |      |      |      |      |      |      |        |      |      |      |      |      |      |        |      |      |      |      |      |      |        |      |      |       |      |      |      |        |      |      |       |       |       |       |        |       |       |       |        |       |        |
| Jim Crawford, L (8, 1)<br>ERA: 3.38   | 0.1  |      | 2    | 1      | 0    | 0    | 1    | 0    | 0    | 0    | 0      | 0    | 0    | 4     | 4    | 0.00 | 3.000 |        |      |      |      |      |      |      |        |      |      |      |      |      |      |        |      |      |      |      |      |      |        |      |      |      |      |      |      |        |      |      |      |      |      |      |        |      |      |       |      |      |      |        |      |      |       |      |      |      |        |      |      |      |      |      |      |        |      |      |      |      |      |      |        |      |      |      |      |      |      |        |      |      |      |      |      |      |        |      |      |      |      |      |      |        |      |      |      |      |      |      |        |      |      |      |      |      |      |        |      |      |      |      |      |      |        |      |      |      |      |      |      |        |      |      |      |      |      |      |        |      |      |       |      |      |      |        |      |      |       |       |       |       |        |       |       |       |        |       |        |
| Cecil Upshaw, R (8, 1)<br>ERA: 5.0    | 0.2  |      | 3    | 0      | 0    | 0    | 0    | 0    | 1    | 0    | 0      | 0    | 0    | 2     | 6    | 0.00 | 0.000 |        |      |      |      |      |      |      |        |      |      |      |      |      |      |        |      |      |      |      |      |      |        |      |      |      |      |      |      |        |      |      |      |      |      |      |        |      |      |       |      |      |      |        |      |      |       |      |      |      |        |      |      |      |      |      |      |        |      |      |      |      |      |      |        |      |      |      |      |      |      |        |      |      |      |      |      |      |        |      |      |      |      |      |      |        |      |      |      |      |      |      |        |      |      |      |      |      |      |        |      |      |      |      |      |      |        |      |      |      |      |      |      |        |      |      |      |      |      |      |        |      |      |       |      |      |      |        |      |      |       |       |       |       |        |       |       |       |        |       |        |
| Jim York, R (9, 1)<br>ERA: 1.77       | 3.0  |      | 11   | 2      | 0    | 0    | 2    | 0    | 1    | 0    | 0      | 0    | 0    | 14    | 18   | 0.00 | 0.667 |        |      |      |      |      |      |      |        |      |      |      |      |      |      |        |      |      |      |      |      |      |        |      |      |      |      |      |      |        |      |      |      |      |      |      |        |      |      |       |      |      |      |        |      |      |       |      |      |      |        |      |      |      |      |      |      |        |      |      |      |      |      |      |        |      |      |      |      |      |      |        |      |      |      |      |      |      |        |      |      |      |      |      |      |        |      |      |      |      |      |      |        |      |      |      |      |      |      |        |      |      |      |      |      |      |        |      |      |      |      |      |      |        |      |      |      |      |      |      |        |      |      |       |      |      |      |        |      |      |       |       |       |       |        |       |       |       |        |       |        |
| PITCHER                               | IP   | WLS  | BF   | H      | R    | ER   | SO   | BB   | IBB  | HBP  | BLK    | WP   | HR   | S     | P    | ERA  | WHIP  |        |      |      |      |      |      |      |        |      |      |      |      |      |      |        |      |      |      |      |      |      |        |      |      |      |      |      |      |        |      |      |      |      |      |      |        |      |      |       |      |      |      |        |      |      |       |      |      |      |        |      |      |      |      |      |      |        |      |      |      |      |      |      |        |      |      |      |      |      |      |        |      |      |      |      |      |      |        |      |      |      |      |      |      |        |      |      |      |      |      |      |        |      |      |      |      |      |      |        |      |      |      |      |      |      |        |      |      |      |      |      |      |        |      |      |      |      |      |      |        |      |      |       |      |      |      |        |      |      |       |       |       |       |        |       |       |       |        |       |        |
| Jim Ray, R (12, 1)<br>ERA: 3.24       | 2.0  |      | 9    | 1      | 0    | 0    | 1    | 0    | 0    | 0    | 0      | 0    | 0    | 9     | 15   | 0.00 | 1.500 |        |      |      |      |      |      |      |        |      |      |      |      |      |      |        |      |      |      |      |      |      |        |      |      |      |      |      |      |        |      |      |      |      |      |      |        |      |      |       |      |      |      |        |      |      |       |      |      |      |        |      |      |      |      |      |      |        |      |      |      |      |      |      |        |      |      |      |      |      |      |        |      |      |      |      |      |      |        |      |      |      |      |      |      |        |      |      |      |      |      |      |        |      |      |      |      |      |      |        |      |      |      |      |      |      |        |      |      |      |      |      |      |        |      |      |      |      |      |      |        |      |      |       |      |      |      |        |      |      |       |       |       |       |        |       |       |       |        |       |        |
| Fred Gladding, R (14, 1)<br>ERA: 3.24 | 1.0  |      | 4    | 1      | 0    | 0    | 1    | 0    | 0    | 0    | 0      | 0    | 0    | 6     | 6    | 0.00 | 1.000 |        |      |      |      |      |      |      |        |      |      |      |      |      |      |        |      |      |      |      |      |      |        |      |      |      |      |      |      |        |      |      |      |      |      |      |        |      |      |       |      |      |      |        |      |      |       |      |      |      |        |      |      |      |      |      |      |        |      |      |      |      |      |      |        |      |      |      |      |      |      |        |      |      |      |      |      |      |        |      |      |      |      |      |      |        |      |      |      |      |      |      |        |      |      |      |      |      |      |        |      |      |      |      |      |      |        |      |      |      |      |      |      |        |      |      |      |      |      |      |        |      |      |       |      |      |      |        |      |      |       |       |       |       |        |       |       |       |        |       |        |

**BOTTOM**

**Houston Astros @ New York Mets**  
Shea Stadium, Flushing, NY

Fri May 04 1973, 7:05 PM EDT  
Att. 17,397 - Unknown

livebaseballscorecards.com

|     |    |
|-----|----|
| AB  | 49 |
| R   | 5  |
| H   | 8  |
| RBI | 4  |
| BB  | 8  |
| SO  | 9  |
| LOB | 25 |



| Batter  | 1   | 2   | 3   | 4   | 5   | 6   | 7  | 8   | 9   | AB R H RBI BB SO LOB                                       | TOP                                     |
|---|---|---|---|---|---|---|--|---|---|--|---|
| <b>Jimmy Wynn, R</b> (1, 9)<br><small>OBP: 0.341, SLG: 0.518</small><br><b>Bob Gallagher, L</b> (7, 9)<br><small>OBP: 0.167, SLG: 0.182</small>   | 0-0<br><b>F8</b><br>  |   | 0-3<br><b>K</b><br>                                 |   | 0-0<br><b>P4</b><br>  | 1-0<br><b>3B</b><br><b>HBP</b><br>                          |  | 0-0<br><b>G3</b><br>                                |   | 3 1 0 0 0 1 0<br>1 0 0 0 0 0 0                             |   |
| <b>Roger Metzger, S</b> (1, 6)<br><small>OBP: 0.179, SLG: 0.215</small>   | 0-0<br><b>S</b><br><b>1B</b><br>  |   | 0-0<br><b>F7</b><br>                                |   | 0-0<br><b>F2</b><br>  | 0-0<br><b>1H</b><br><b>2H</b><br><b>WP</b><br><b>3B</b><br> |  | 0-3<br><b>K</b><br>                                 |   | 5 1 2 2 0 1 0  |   |
| <b>Cesar Cedeno, R</b> (1, 8)<br><small>OBP: 0.382, SLG: 0.545</small>  | 0-0<br><b>S</b><br><b>1B</b><br>  |   | 0-0<br><b>HR</b>                                    |   | 0-0<br><b>L5</b><br>  | 0-0<br><b>L6</b><br>  |  | 0-0<br><b>FC4-3</b><br><b>1B</b><br>                |   | 5 1 3 1 0 0 0  |   |
| <b>Bob Watson, R</b> (1, 7)<br><small>OBP: 0.450, SLG: 0.556</small>  | 4-0<br><b>G6-4-3</b><br><b>1B</b><br><b>IBB</b><br>   |   | 0-0<br><b>1B</b>                                    |   | 0-0<br><b>6-3</b><br>   | 4-0<br><b>BB</b><br><b>1B</b><br><b>BB</b><br>              |  | 0-0<br><b>FC4-3</b><br><b>1-2f</b><br>              |   | 3 1 1 0 2 0 1  |   |
| <b>Lee May, R</b> (1, 3)<br><small>OBP: 0.226, SLG: 0.296</small>   | 0-0<br><b>G6-4-3</b><br><b>1-2f</b><br>   |   | 0-3<br><b>K</b><br>                                 |   | 0-0<br><b>E5</b><br><b>BB</b><br><b>5-3</b><br><b>2B</b><br>                | 0-0<br><b>P6</b><br>  |  | 0-0<br><b>1B</b>                                    |   | 5 1 1 0 0 1 5  |   |
| <b>Doug Rader, R</b> (1, 5)<br><small>OBP: 0.325, SLG: 0.394</small>  |   | 0-0<br><b>F9</b><br>  |   | 4-0<br><b>5-3</b><br><b>BB</b>                      | 0-0<br><b>5-3</b><br>   | 4-0<br><b>1B</b><br><b>BB</b><br>                           |  | 0-0<br><b>F9</b><br>                                |   | 3 0 0 0 2 0 2  |   |
| <b>Johnny Edwards, L</b> (1, 2)<br><small>OBP: 0.260, SLG: 0.397</small>  |   | 0-0<br><b>HR</b>  |   | 0-0<br><b>F7</b><br>                                | 4-0<br><b>BB</b><br><b>2B</b><br><b>IBB</b><br>                             | 0-0<br><b>F9</b><br>  |  | 0-0<br><b>F8</b><br>                                |   | 4 2 1 1 1 0 4  |   |
| <b>Tommy Helms, R</b> (1, 4)<br><small>OBP: 0.271, SLG: 0.255</small>   |   | 0-0<br><b>6-3</b><br>   |   | 0-0<br><b>5-3</b><br>                               | 4-0<br><b>1-2</b><br><b>2B</b><br><b>BB</b><br>                             | 0-0<br><b>1-2</b><br><b>2-H</b><br>                         |  | 0-0<br><b>F9</b><br>                                |   | 4 1 1 1 1 0 2  |   |
| <b>Don Wilson, R</b> (1, 1)<br><small>OBP: 0.158, SLG: 0.263</small>  |   | 0-3<br><b>K</b><br>   |   | 0-3<br><b>K</b><br>                                 | 0-0<br><b>1-H</b><br><b>2-H</b><br><b>3-H</b><br><b>3B</b><br><b>2B</b><br> | 0-3<br><b>K</b><br>   |  |   |   | 4 1 1 3 0 3 3  |   |
| <b>Inning Stats</b>   | R: 0 H: 2<br>E: 0 LOB: 2<br>K: 0 BB: 1<br>S: 4 P: 8   | R: 1 H: 1<br>E: 0 LOB: 0<br>K: 1 BB: 0<br>S: 6 P: 6                     | R: 1 H: 2<br>E: 0 LOB: 1<br>K: 2 BB: 0<br>S: 9 P: 9 | R: 0 H: 0<br>E: 0 LOB: 1<br>K: 1 BB: 1<br>S: 5 P: 9 | R: 0 H: 0<br>E: 0 LOB: 0<br>K: 0 BB: 0<br>S: 3 P: 3                         | R: 6 H: 2<br>E: 1 LOB: 0<br>K: 0 BB: 2<br>S: 6 P: 15        | R: 1 H: 1<br>E: 0 LOB: 2<br>K: 1 BB: 2<br>S: 6 P: 14 | R: 0 H: 1<br>E: 0 LOB: 1<br>K: 1 BB: 0<br>S: 6 P: 6 | R: 0 H: 1<br>E: 0 LOB: 1<br>K: 0 BB: 0<br>S: 4 P: 4 | 1B: 6 SF: 0<br>2B: 1 SAC: 0<br>3B: 1 DP: 1<br>HR: 2 HBP: 1 | WP: 1 PA: 44<br>PB: 0<br>SB: 2<br>CS: 0 |
| <b>PITCHER</b><br><b>Jim McAndrew, R</b> (1, 1)<br><small>ERA: 4.91</small><br><b>Hank Webb, R</b> (6, 1)<br><small>ERA: 10.8</small><br><b>George Stone, L</b> (8, 1)<br><small>ERA: 1.5</small> | IP WLS BF H R ER SO BB IBB HBP BLK WP HR S P ERA WHIP<br>5.2 L 29 7 8 2 4 2 2 1 0 0 2 32 49 3.18 1.588<br>1.1 7 1 1 1 1 2 0 0 0 1 0 7 15 6.75 2.250<br>2.0 8 2 0 0 0 1 0 0 0 0 0 0 10 10 0.00 1.000 | <b>PITCHER</b><br>IP WLS BF H R ER SO BB IBB HBP BLK WP HR S P ERA WHIP |   |   |   |   |  |   |   |  |   |

**Houston Astros @ New York Mets**  
 Shea Stadium, Flushing, NY  
 Sat May 05 1973, 3:33 AM EDT  
 Att: 14,178 - Unknown

[livebaseballscorecards.com](http://livebaseballscorecards.com)

|            |           |
|------------|-----------|
| <b>AB</b>  | <b>37</b> |
| <b>R</b>   | <b>9</b>  |
| <b>H</b>   | <b>10</b> |
| <b>RBI</b> | <b>8</b>  |
| <b>BB</b>  | <b>6</b>  |
| <b>SO</b>  | <b>6</b>  |
| <b>LOB</b> | <b>17</b> |





| Batter  | 1       | 2      | 3     | 4          | 5 | 6      | 7             | 8      | 9      | AB | R | H | RBI | BB | SO | LOB |
|---|---------|--------|-------|------------|---|--------|---------------|--------|--------|----|---|---|-----|----|----|-----|
| Ted Martinez, R<br>OBP: 0.302, SLG: 0.280 (1, 8)  | 0-0 F8  |        |       | 0-0 1-3    |   | 0-3 K  |               | 0-0 F9 |        | 4  | 0 | 0 | 0   | 0  | 1  | 0   |
| Felix Millan, R<br>OBP: 0.252, SLG: 0.260 (1, 4)  | 0-0 4-3 |        |       | 0-0 5-3    |   |        | 0-0 2B 6-3 1B | 0-0 P3 |        | 4  | 1 | 1 | 0   | 0  | 0  | 0   |
| Wayne Garrett, L<br>OBP: 0.327, SLG: 0.256 (1, 5) | 0-0 F2  |        |       | 0-3 K      |   |        | 0-0 F9        |        | 4-0 BB | 3  | 0 | 0 | 0   | 1  | 1  | 1   |
| Rusty Staub, L<br>OBP: 0.290, SLG: 0.337 (1, 9)   |         | 0-3 K  |       | 0-0 3-1    |   |        | 0-0 1-3 1B 2B | 0-0 P5 |        | 4  | 1 | 1 | 0   | 0  | 1  | 1   |
| Ed Kranepool, L<br>OBP: 0.351, SLG: 0.394 (1, 3)  |         | 0-0 L1 |       | 0-0 F9 2B  |   |        | 0-0 6-3       | 0-0 P6 |        | 4  | 0 | 1 | 1   | 0  | 0  | 2   |
| Jim Gosger, L<br>OBP: 0.462, SLG: 0.300 (1, 7)    |         | 0-3 K  |       | 0-0 F9 2-3 |   |        | 0-0 3-H BB 1B | 0-0 G3 |        | 4  | 0 | 1 | 1   | 0  | 1  | 2   |
| Duffy Dyer, R<br>OBP: 0.188, SLG: 0.114 (1, 2)    |         |        | 0-3 K | 0-3 K      |   |        | 4-0 1-2 BB    |        |        | 2  | 0 | 0 | 0   | 0  | 2  | 1   |
| Hank Webb, R (6, 1)                               |         |        |       |            |   |        |               |        |        | 0  | 0 | 0 | 0   | 0  | 0  | 0   |
| Ken Boswell, L<br>OBP: 0.273, SLG: 0.200 (7, PH)  |         |        |       |            |   |        |               |        |        | 0  | 0 | 0 | 0   | 1  | 0  | 0   |
| George Stone, L<br>OBP: 1.000, SLG: 1.000 (8, 1)  |         |        |       |            |   |        |               |        |        | 0  | 0 | 0 | 0   | 0  | 0  | 0   |
| Bud Harrelson, S<br>OBP: 0.271, SLG: 0.221 (1, 6) |         |        | 0-3 K | 0-3 K      |   | 0-0 P6 | 0-0 F3        |        |        | 3  | 0 | 0 | 0   | 0  | 1  | 2   |
| Jim McAndrew, R<br>OBP: 0.400, SLG: 0.286 (1, 1)  |         |        | 0-3 K | 0-3 K      |   | 0-0 F7 |               | 0-0 F2 |        | 1  | 0 | 0 | 0   | 0  | 1  | 0   |
| Jerry Grote, R<br>OBP: 0.256, SLG: 0.293 (6, 2)   |         |        |       |            |   |        |               |        |        | 2  | 0 | 0 | 0   | 0  | 0  | 0   |

BOTTOM

Houston Astros @ New York Mets  
Shea Stadium, Flushing, NY  
Sat May 05 1973, 3:33 AM EDT  
Att. 14,178 - Unknown

livebaseballscorecards.com

|     |    |
|-----|----|
| AB  | 31 |
| R   | 2  |
| H   | 4  |
| RBI | 2  |
| BB  | 2  |
| SO  | 8  |
| LOB | 9  |



| Inning Stats                                 | R: 0 | H: 0 | E: 0 | LOB: 0 | K: 0 | BB: 0 | S: 3 | P: 3 | R: 0 | H: 0 | E: 0 | LOB: 0 | K: 2 | BB: 0 | S: 7 | P: 7 | R: 0 | H: 0 | E: 0 | LOB: 0 | K: 3 | BB: 0 | S: 9 | P: 9 | R: 0 | H: 0 | E: 0 | LOB: 0 | K: 1 | BB: 0 | S: 5 | P: 5 | R: 0 | H: 1 | E: 0 | LOB: 1 | K: 1 | BB: 0 | S: 6 | P: 6 | R: 2 | H: 3 | E: 0 | LOB: 2 | K: 0 | BB: 1 | S: 6 | P: 10 | R: 0 | H: 0 | E: 0 | LOB: 0 | K: 0 | BB: 0 | S: 3 | P: 3 | R: 0 | H: 0 | E: 0 | LOB: 1 | K: 0 | BB: 1 | S: 3 | P: 7 | 1B: 2 | SF: 0 | 2B: 2 | SAC: 0 | 3B: 0 | DP: 0 | HR: 0 | HBP: 0 | WP: 0 | PA: 33 | PB: 0 | SB: 0 | CS: 0 | ERA | WHIP |
|--|------|------|------|--------|------|-------|------|------|------|------|------|--------|------|-------|------|------|------|------|------|--------|------|-------|------|------|------|------|------|--------|------|-------|------|------|------|------|------|--------|------|-------|------|------|------|------|------|--------|------|-------|------|-------|------|------|------|--------|------|-------|------|------|------|------|------|--------|------|-------|------|------|-------|-------|-------|--------|-------|-------|-------|--------|-------|--------|-------|-------|-------|-----|------|
| PITCHER<br>Don Wilson, R<br>ERA: 3.75 (1, 1) | IP   | WLS  | BF   | H      | R    | ER    | SO   | BB   | IBB  | HBP  | BLK  | WP     | HR   | S     | P    | ERA  | WHIP | IP   | WLS  | BF     | H    | R     | ER   | SO   | BB   | IBB  | HBP  | BLK    | WP   | HR    | S    | P    | ERA  | WHIP |      |        |      |       |      |      |      |      |      |        |      |       |      |       |      |      |      |        |      |       |      |      |      |      |      |        |      |       |      |      |       |       |       |        |       |       |       |        |       |        |       |       |       |     |      |

| Batter   | 1   | 2   | 3   | 4   | 5   | 6   | 7   | 8   | 9   | AB  | R   | H   | RBI   | BB  | SO  | LOB   | TOP   |
|--|---|---|---|---|---|---|---|---|---|---|---|---|---|---|---|---|---|
| Jimmy Wynn, R (1, 9)<br>OBP: 0.333, SLG: 0.496   | 0-3<br>K  | 0-0<br>F9   |   | 0-0<br>P4   |   | 0-0<br>F8   | 4-0<br>HR<br>BB   | 0-0<br>F7   |   | 5   | 1   | 0   | 1   | 1   | 1   | 3   |   |
| Roger Metzger, S (1, 6)<br>OBP: 0.189, SLG: 0.214  | 4-0<br>1B<br>WP<br>BB   |   | 0-3<br>K  | 0-0<br>F8   |   | 0-0<br>2B<br>1-3<br>HR<br>1B  | 0-3<br>K  | 0-0<br>E4<br>BB<br>1B   |   | 5   | 2   | 1   | 0   | 1   | 2   | 3   |   |
| Cesar Cedeno, R (1, 8)<br>OBP: 0.388, SLG: 0.552   | 0-0<br>WP<br>S<br>1-3<br>1B   |   | 0-0<br>E5<br>1B<br>SF8  |   | 0-0<br>F7   | 0-0<br>1-3<br>HR<br>2B  | 0-0<br>P6   | 0-0<br>BB<br>1B   |   | 6   | 2   | 3   | 1   | 0   | 0   | 3   |   |
| Bob Watson, R (1, 7)<br>OBP: 0.468, SLG: 0.596<br>(7, 3)   | 0-3<br>K2-3   |   | 0-0<br>SF8<br>1B  |   | 0-0<br>BB<br>1B   | 0-0<br>2-H<br>3-H<br>HR   | 0-0<br>HR<br>1B   | 4-0<br>1-2<br>2-3<br>BB   |   | 5   | 3   | 4   | 4   | 1   | 1   | 1   |   |
| Lee May, R (1, 3)<br>OBP: 0.236, SLG: 0.333<br>Jim Crawford, L (7, 1)<br>OBP: 0.250, SLG: 0.500  | 0-0<br>F7   |   | 0-0<br>SF8  |   | 0-0<br>L7   | 4-0<br>WP<br>BB   | 0-0<br>HR   | 0-3<br>K  |   | 3   | 1   | 1   | 5   | 1   | 0   | 2   |   |
| Doug Rader, R (1, 5)<br>OBP: 0.341, SLG: 0.413   |   | 0-3<br>K  | 0-0<br>FC5<br>BB<br>2-H<br>1B   |   | 4-0<br>BB   | 0-0<br>F2<br>1-2  | 0-0<br>1B<br>2B   |   | 0-0<br>G6-4-3<br>1B   | 5   | 1   | 3   | 1   | 1   | 1   | 1   |   |
| Johnny Edwards, L (1, 2)<br>OBP: 0.284, SLG: 0.408<br>Dave Roberts, L (7, PR)<br>OBP: 0.071, SLG: 0.071<br>Larry Howard, R (7, PH)<br>OBP: 0.231, SLG: 0.222<br>(7, 2) |   | 0-0<br>FC1-5<br>1B  | 4-0<br>1-2<br>BB  |   | 0-0<br>F8   |   | 0-0<br>1B<br>BB<br>1B   |   | 0-0<br>G6-4-3<br>1-2<br>1B  | 3   | 0   | 2   | 0   | 1   | 0   | 2   |   |
| Tommy Helms, R (1, 4)<br>OBP: 0.282, SLG: 0.267  |   | 0-0<br>FC1-5<br>1B  | 0-0<br>FC5<br>2-3f  |   |   | 0-0<br>1B<br>2B<br>1B   |   |   | 0-0<br>5-3  | 6   | 2   | 3   | 0   | 0   | 0   | 3   |   |
| Jerry Reuss, L<br>Fred Gladding, L<br>Jimmy Stewart, S<br>Tom Griffin, R<br>Cecil Upshaw, R<br>Bob Casagrande, L<br>Mike Cosgrove, L<br>Tommy Agee, R                  |   | 0-0<br>FC1-5  |   | 0-3<br>K  |   | 0-3<br>K  | 4-0<br>1B<br>BB<br>HR<br>BB   | 0-0<br>5-3  |   | 1   | 0   | 0   | 0   | 0   | 0   | 2   |   |
| <b>Inning Stats</b>  | R: 1<br>E: 0<br>K: 2<br>S: 8<br>H: 1<br>LOB: 1<br>BB: 1<br>P: 12                                      | R: 0<br>E: 0<br>K: 1<br>S: 7<br>H: 2<br>LOB: 2<br>BB: 0<br>P: 7                                       | R: 2<br>E: 1<br>K: 1<br>S: 8<br>H: 2<br>LOB: 2<br>BB: 1<br>P: 12                                      | R: 0<br>E: 0<br>K: 1<br>S: 5<br>H: 0<br>LOB: 0<br>BB: 0<br>P: 5                                       | R: 0<br>E: 0<br>K: 0<br>S: 4<br>H: 1<br>LOB: 2<br>BB: 1<br>P: 8                                       | R: 4<br>E: 0<br>K: 1<br>S: 9<br>H: 4<br>LOB: 1<br>BB: 1<br>P: 13                                      | R: 7<br>E: 0<br>K: 1<br>S: 11<br>H: 6<br>LOB: 1<br>BB: 2<br>P: 19                                     | R: 0<br>E: 1<br>K: 1<br>S: 7<br>H: 1<br>LOB: 3<br>BB: 1<br>P: 11                                      | R: 0<br>E: 0<br>K: 0<br>S: 3<br>H: 1<br>LOB: 0<br>BB: 0<br>P: 3                                       | 1B: 14<br>2B: 2<br>3B: 0<br>HR: 2<br>SF: 1<br>SAC: 0<br>DP: 1<br>HBP: 0                               | WP: 2<br>PB: 0<br>SB: 1<br>CS: 0<br>PA: 53  |   |   |   |   |   |   |
| <b>PITCHER</b>   | IP<br>WLS<br>BF<br>H<br>R<br>ER<br>SO<br>BB<br>IBB<br>HBP<br>BLK<br>WP<br>HR<br>S<br>P<br>ERA<br>WHIP | IP<br>WLS<br>BF<br>H<br>R<br>ER<br>SO<br>BB<br>IBB<br>HBP<br>BLK<br>WP<br>HR<br>S<br>P<br>ERA<br>WHIP | IP<br>WLS<br>BF<br>H<br>R<br>ER<br>SO<br>BB<br>IBB<br>HBP<br>BLK<br>WP<br>HR<br>S<br>P<br>ERA<br>WHIP | IP<br>WLS<br>BF<br>H<br>R<br>ER<br>SO<br>BB<br>IBB<br>HBP<br>BLK<br>WP<br>HR<br>S<br>P<br>ERA<br>WHIP | IP<br>WLS<br>BF<br>H<br>R<br>ER<br>SO<br>BB<br>IBB<br>HBP<br>BLK<br>WP<br>HR<br>S<br>P<br>ERA<br>WHIP | IP<br>WLS<br>BF<br>H<br>R<br>ER<br>SO<br>BB<br>IBB<br>HBP<br>BLK<br>WP<br>HR<br>S<br>P<br>ERA<br>WHIP | IP<br>WLS<br>BF<br>H<br>R<br>ER<br>SO<br>BB<br>IBB<br>HBP<br>BLK<br>WP<br>HR<br>S<br>P<br>ERA<br>WHIP | IP<br>WLS<br>BF<br>H<br>R<br>ER<br>SO<br>BB<br>IBB<br>HBP<br>BLK<br>WP<br>HR<br>S<br>P<br>ERA<br>WHIP | IP<br>WLS<br>BF<br>H<br>R<br>ER<br>SO<br>BB<br>IBB<br>HBP<br>BLK<br>WP<br>HR<br>S<br>P<br>ERA<br>WHIP | IP<br>WLS<br>BF<br>H<br>R<br>ER<br>SO<br>BB<br>IBB<br>HBP<br>BLK<br>WP<br>HR<br>S<br>P<br>ERA<br>WHIP | IP<br>WLS<br>BF<br>H<br>R<br>ER<br>SO<br>BB<br>IBB<br>HBP<br>BLK<br>WP<br>HR<br>S<br>P<br>ERA<br>WHIP | IP<br>WLS<br>BF<br>H<br>R<br>ER<br>SO<br>BB<br>IBB<br>HBP<br>BLK<br>WP<br>HR<br>S<br>P<br>ERA<br>WHIP | IP<br>WLS<br>BF<br>H<br>R<br>ER<br>SO<br>BB<br>IBB<br>HBP<br>BLK<br>WP<br>HR<br>S<br>P<br>ERA<br>WHIP | IP<br>WLS<br>BF<br>H<br>R<br>ER<br>SO<br>BB<br>IBB<br>HBP<br>BLK<br>WP<br>HR<br>S<br>P<br>ERA<br>WHIP | IP<br>WLS<br>BF<br>H<br>R<br>ER<br>SO<br>BB<br>IBB<br>HBP<br>BLK<br>WP<br>HR<br>S<br>P<br>ERA<br>WHIP | IP<br>WLS<br>BF<br>H<br>R<br>ER<br>SO<br>BB<br>IBB<br>HBP<br>BLK<br>WP<br>HR<br>S<br>P<br>ERA<br>WHIP | IP<br>WLS<br>BF<br>H<br>R<br>ER<br>SO<br>BB<br>IBB<br>HBP<br>BLK<br>WP<br>HR<br>S<br>P<br>ERA<br>WHIP |
| Harry Parker, R (1, 1)<br>ERA: 1.71  | 5.2   |   |   |   |   |   |   |   |   |   |   |   |   |   |   |   |   |
| Tug McGraw, L (6, 1)<br>ERA: 5.14  | 0.1   | L   |   |   |   |   |   |   |   |   |   |   |   |   |   |   |   |
| Ray Sadecki, L (7, 1)<br>ERA: 5.14   | 2.0   |   |   |   |   |   |   |   |   |   |   |   |   |   |   |   |   |
| George Stone, L (9, 1)<br>ERA: 1.29  | 1.0   |   |   |   |   |   |   |   |   |   |   |   |   |   |   |   |   |

Houston Astros @ New York Mets

Shea Stadium, Flushing, NY

Sun May 06 1973, 3:33 AM EDT  
Att: 22,594 - Unknown

livebaseballscorecards.com

|     |    |
|-----|----|
| AB  | 45 |
| R   | 14 |
| H   | 18 |
| RBI | 13 |
| BB  | 7  |
| SO  | 8  |
| LOB | 25 |



BOTTOM

Houston Astros @ New York Mets  
Shea Stadium, Flushing, NY  
Sun May 06 1973, 3:33 AM EDT  
Att. 22,594 - Unknown

livebaseballscorecards.com

|     |    |
|-----|----|
| AB  | 38 |
| R   | 8  |
| H   | 12 |
| RBI | 8  |
| BB  | 3  |
| SO  | 5  |
| LOB | 14 |



|    |   |    |    |
|----|---|----|----|
| WP | 0 | PA | 41 |
| PB | 0 |    |    |
| SB | 0 |    |    |
| CS | 0 |    |    |

AB R H RBI BB SO LOB

|   |   |   |   |   |   |   |
|---|---|---|---|---|---|---|
| 5 | 0 | 0 | 0 | 0 | 1 | 4 |
| 3 | 1 | 1 | 1 | 0 | 0 | 2 |
| 2 | 1 | 1 | 0 | 0 | 0 | 0 |
| 1 | 0 | 0 | 0 | 0 | 0 | 1 |
| 1 | 1 | 1 | 1 | 0 | 0 | 0 |
| 3 | 0 | 1 | 1 | 0 | 1 | 0 |
| 4 | 1 | 1 | 1 | 1 | 2 | 1 |
| 5 | 1 | 2 | 1 | 0 | 0 | 1 |
| 3 | 1 | 0 | 0 | 1 | 0 | 2 |
| 2 | 1 | 1 | 0 | 0 | 0 | 0 |
| 2 | 0 | 1 | 2 | 0 | 0 | 0 |
| 3 | 1 | 2 | 1 | 1 | 0 | 0 |
| 3 | 0 | 1 | 0 | 0 | 1 | 3 |
| 0 | 0 | 0 | 0 | 0 | 0 | 0 |
| 0 | 0 | 0 | 0 | 0 | 0 | 0 |
| 1 | 0 | 0 | 0 | 0 | 0 | 0 |
| 0 | 0 | 0 | 0 | 0 | 0 | 0 |

|    |    |     |   |
|----|----|-----|---|
| 1B | 10 | SF  | 0 |
| 2B | 2  | SAC | 0 |
| 3B | 0  | DP  | 1 |
| HR | 0  | HBP | 0 |

|    |   |    |    |
|----|---|----|----|
| WP | 0 | PA | 41 |
| PB | 0 |    |    |
| SB | 0 |    |    |
| CS | 0 |    |    |

| Batter  | 1                     | 2          | 3  | 4         | 5                              | 6         | 7         | 8          | 9                         |
|---|-----------------------|------------|--|-----------|--------------------------------|-----------|-----------|------------|---------------------------|
| Ted Martinez, R<br>OBP: 0.276, SLG: 0.255<br>(1, 7)<br>(4, 8)   | 0-0<br>4-3            |            | 0-3<br>K                                   | 0-0<br>F8 |                                | 0-0<br>F3 |           |            | 0-0<br>6-3                |
| Felix Millan, R<br>OBP: 0.255, SLG: 0.263<br>Wayne Garrett, L<br>OBP: 0.333, SLG: 0.289<br>(1, 4)<br>(6, 4)   | 0-0<br>G4-6-3<br>1B   |            | 0-0<br>FC1-6-4<br>1B<br>1-2f<br>2-3<br>3-H |           | 0-0<br>F7                      | 0-0<br>G3 |           |            | 0-0<br>1B<br>2B           |
| Willie Mays, R<br>OBP: 0.209, SLG: 0.132<br>Jim Beauchamp, R<br>OBP: 0.417, SLG: 0.364<br>Jim Gosger, L<br>OBP: 0.438, SLG: 0.308<br>(1, 8)<br>(3, PH)<br>(4, 7)  | 0-0<br>G4-6-3<br>1-2f |            | 0-0<br>1B<br>1-2<br>3-H                    |           | 0-3<br>K                       | 0-0<br>F7 |           |            | 0-0<br>FC6-4<br>1B<br>2-H |
| Rusty Staub, L<br>OBP: 0.295, SLG: 0.333<br>(1, 9)  |                       | 0-0<br>F7  | 0-0<br>1B<br>1-3<br>2-H                    |           | 4-0<br>1B<br>1B<br>BB          |           | 0-3<br>K  |            | 0-3<br>K                  |
| Jim Fregosi, R<br>OBP: 0.333, SLG: 0.268<br>(1, 5)  |                       | 0-0<br>5-3 | 0-0<br>1B<br>1-2<br>3-H                    |           | 0-0<br>1B<br>1-3<br>1B         |           | 0-0<br>F9 |            | 0-0<br>FC6-4<br>1-2f      |
| Jerry Grote, R<br>OBP: 0.255, SLG: 0.273<br>(1, 2)  |                       | 0-0<br>6-3 | 0-0<br>P4                                  |           | 4-0<br>1B<br>1-2<br>1B<br>BB   |           | 0-0<br>F8 |            |                           |
| George Theodore, R<br>OBP: 0.300, SLG: 0.357<br>Ed Kranepool, L<br>OBP: 0.359, SLG: 0.400<br>(1, 3)<br>(5, PH)<br>(6, 3)  |                       |            | 0-0<br>1B<br>FC1-6-4<br>2B                 | 0-0<br>F8 | 0-0<br>1B<br>1-2<br>2-H<br>3-H |           |           | 0-0<br>4-3 |                           |
| Bud Harrelson, S<br>OBP: 0.292, SLG: 0.238<br>(1, 6)  |                       |            | 4-0<br>1B<br>FC1-6-4<br>1B<br>BB           | 0-0<br>E7 | 0-0<br>1B<br>1-2<br>2-H        |           |           | 0-0<br>5-3 |                           |
| Harry Parker, R<br>OBP: 0.250, SLG: 0.250<br>Tug McGraw, R<br>Ray Sadecki, L<br>Duffy Dyer, R<br>OBP: 0.184, SLG: 0.111<br>George Stone, L<br>OBP: 1.000, SLG: 1.000<br>(1, 1)<br>(6, 1)<br>(7, 1)<br>(8, PH)<br>(9, 1) |                       |            | 0-0<br>1B<br>FC1-6-4<br>1B<br>1-2<br>2-3   | 0-0<br>F8 | 0-3<br>K                       |           |           | 0-0<br>1-3 |                           |

| Inning Stats | R: 0<br>E: 0<br>K: 0<br>S: 3 | H: 1<br>LOB: 0<br>BB: 0<br>P: 3 | R: 0<br>E: 0<br>K: 0<br>S: 3 | H: 0<br>LOB: 0<br>BB: 0<br>P: 3 | R: 4<br>E: 0<br>K: 1<br>S: 10 | H: 5<br>LOB: 2<br>BB: 1<br>P: 14 | R: 0<br>E: 1<br>K: 0<br>S: 4 | H: 1<br>LOB: 1<br>BB: 0<br>P: 4 | R: 3<br>E: 0<br>K: 2<br>S: 10 | H: 3<br>LOB: 2<br>BB: 2<br>P: 18 | R: 0<br>E: 0<br>K: 0<br>S: 3 | H: 0<br>LOB: 0<br>BB: 0<br>P: 3 | R: 0<br>E: 0<br>K: 1<br>S: 5 | H: 0<br>LOB: 0<br>BB: 0<br>P: 5 | R: 0<br>E: 0<br>K: 0<br>S: 3 | H: 0<br>LOB: 0<br>BB: 0<br>P: 3 | R: 1<br>E: 0<br>K: 1<br>S: 7 | H: 2<br>LOB: 1<br>BB: 0<br>P: 7 |
|--------------|------------------------------|---------------------------------|------------------------------|---------------------------------|-------------------------------|----------------------------------|------------------------------|---------------------------------|-------------------------------|----------------------------------|------------------------------|---------------------------------|------------------------------|---------------------------------|------------------------------|---------------------------------|------------------------------|---------------------------------|
|--------------|------------------------------|---------------------------------|------------------------------|---------------------------------|-------------------------------|----------------------------------|------------------------------|---------------------------------|-------------------------------|----------------------------------|------------------------------|---------------------------------|------------------------------|---------------------------------|------------------------------|---------------------------------|------------------------------|---------------------------------|

| PITCHER                                 | IP  | WLS | BF | H | R | ER | SO | BB | IBB | HBP | BLK | WP | HR | S  | P  | ERA   | WHIP  |
|---|-----|-----|----|---|---|----|----|----|-----|-----|-----|----|----|----|----|-------|-------|
| Jerry Reuss, L<br>ERA: 2.13<br>(1, 1)   | 2.2 |     | 14 | 6 | 4 | 4  | 1  | 1  | 0   | 0   | 0   | 0  | 0  | 15 | 19 | 13.50 | 2.625 |
| Fred Gladding, R<br>ERA: 3.12<br>(3, 1) | 0.1 |     | 1  | 0 | 0 | 0  | 0  | 0  | 0   | 0   | 0   | 0  | 0  | 1  | 1  | 0.00  | 0.000 |
| Tom Griffin, R<br>ERA: 4.64<br>(4, 1)   | 1.2 |     | 11 | 4 | 3 | 3  | 1  | 2  | 0   | 0   | 0   | 0  | 0  | 11 | 19 | 16.20 | 3.600 |
| Cecil Upshaw, R<br>ERA: 4.82<br>(5, 1)  | 0.1 |     | 1  | 0 | 0 | 0  | 1  | 0  | 0   | 0   | 0   | 0  | 0  | 3  | 3  | 0.00  | 0.000 |
| Mike Cosgrove, L<br>ERA: 3.0<br>(6, 1)  | 1.0 | W   | 3  | 0 | 0 | 0  | 0  | 0  | 0   | 0   | 0   | 0  | 0  | 3  | 3  | 0.00  | 0.000 |

| PITCHER                                | IP  | WLS | BF | H | R | ER | SO | BB | IBB | HBP | BLK | WP | HR | S  | P  | ERA  | WHIP  |
|--|-----|-----|----|---|---|----|----|----|-----|-----|-----|----|----|----|----|------|-------|
| Jim Crawford, L<br>ERA: 3.29<br>(7, 1) | 3.0 |     | 11 | 2 | 1 | 1  | 2  | 0  | 0   | 0   | 0   | 0  | 0  | 15 | 15 | 3.00 | 0.667 |

| Batter  | 1                            | 2                               | 3                            | 4                               | 5                            | 6                               | 7                            | 8                                | 9                            | AB R H RBI BB SO LOB            | TOP  |                                 |                              |                                 |                              |                                 |                              |                                 |                                  |                                    |                                  |        |                |           |          |          |        |        |         |         |         |          |          |          |         |         |         |         |             |               |
|---|------------------------------|---------------------------------|------------------------------|---------------------------------|------------------------------|---------------------------------|------------------------------|----------------------------------|------------------------------|---------------------------------|--|---------------------------------|------------------------------|---------------------------------|------------------------------|---------------------------------|------------------------------|---------------------------------|----------------------------------|------------------------------------|----------------------------------|--------|----------------|-----------|----------|----------|--------|--------|---------|---------|---------|----------|----------|----------|---------|---------|---------|---------|-------------|---------------|
| Johnny Oates, L (1, 2)<br>OBP: 0.304, SLG: 0.365    | 0-3<br>K                     |                                 | 0-0<br>6-3                   |                                 | 0-0<br>P6                    |                                 | 0-0<br>2-H<br>2B             |                                  |                              | 4 0 1 1 0 1 1                   | <p>Atlanta Braves @ New York Mets</p> <p>Shea Stadium, Flushing, NY</p> <p>Mon May 07 1973, 7:05 PM EDT</p> <p>Att. 11,729 - Unknown</p> |                                 |                              |                                 |                              |                                 |                              |                                 |                                  |                                    |                                  |        |                |           |          |          |        |        |         |         |         |          |          |          |         |         |         |         |             |               |
| Davey Johnson, R (1, 4)<br>OBP: 0.374, SLG: 0.374   | 0-3<br>K                     |                                 |                              | 4-0<br>1B<br>BB                 |                              | 0-0<br>F2                       | 0-0<br>F9                    |                                  |                              | 3 0 0 0 1 1 1                   |  |                                 |                              |                                 |                              |                                 |                              |                                 |                                  |                                    |                                  |        |                |           |          |          |        |        |         |         |         |          |          |          |         |         |         |         |             |               |
| Hank Aaron, R (1, 7)<br>OBP: 0.344, SLG: 0.545      | 0-3<br>K                     |                                 |                              | 0-0<br>1-2<br>1B                |                              | 0-0<br>6-3                      |                              | 0-0<br>5-3                       |                              | 4 0 1 0 0 1 0                   |  |                                 |                              |                                 |                              |                                 |                              |                                 |                                  |                                    |                                  |        |                |           |          |          |        |        |         |         |         |          |          |          |         |         |         |         |             |               |
| Darrell Evans, L (1, 5)<br>OBP: 0.354, SLG: 0.556   |                              | 4-0<br>SH5-3<br>BB              |                              | 0-0<br>F9                       |                              | 0-0<br>1B                       |                              | 4-0<br>BB                        |                              | 2 0 1 0 2 0 2                   |  |                                 |                              |                                 |                              |                                 |                              |                                 |                                  |                                    |                                  |        |                |           |          |          |        |        |         |         |         |          |          |          |         |         |         |         |             |               |
| Mike Lum, L (1, 9)<br>OBP: 0.333, SLG: 0.442        |                              | 0-0<br>SH5-3<br>1-2             |                              | 0-3<br>K                        |                              | 0-0<br>F2                       |                              | 0-0<br>F8                        |                              | 3 0 0 0 0 1 4                   |  |                                 |                              |                                 |                              |                                 |                              |                                 |                                  |                                    |                                  |        |                |           |          |          |        |        |         |         |         |          |          |          |         |         |         |         |             |               |
| Dusty Baker Jr., R (1, 8)<br>OBP: 0.358, SLG: 0.475 |                              | 0-0<br>5-3                      |                              | 0-3<br>K                        |                              |                                 | 0-0<br>HR                    | 0-0<br>F8                        |                              | 4 1 1 1 0 1 4                   |  |                                 |                              |                                 |                              |                                 |                              |                                 |                                  |                                    |                                  |        |                |           |          |          |        |        |         |         |         |          |          |          |         |         |         |         |             |               |
| Jack Pierce, L (1, 3)<br>OBP: 0.333, SLG: 0.442     |                              | 0-3<br>K                        |                              | 0-3<br>K                        |                              | 0-0<br>6-3                      |                              | 0-3<br>K                         |                              | 4 0 0 0 0 3 1                   |  |                                 |                              |                                 |                              |                                 |                              |                                 |                                  |                                    |                                  |        |                |           |          |          |        |        |         |         |         |          |          |          |         |         |         |         |             |               |
| Marty Perez, R (1, 6)<br>OBP: 0.369, SLG: 0.408     |                              |                                 | 0-0<br>B3-6-4<br>1B          |                                 | 0-0<br>SH1-4<br>1B           |                                 | 0-0<br>E8<br>SH2-4<br>2B     | 0-0<br>F8                        |                              | 4 1 2 0 0 0 0                   |  |                                 |                              |                                 |                              |                                 |                              |                                 |                                  |                                    |                                  |        |                |           |          |          |        |        |         |         |         |          |          |          |         |         |         |         |             |               |
| Pat Dobson, R (1, 1)<br>OBP: 0.083, SLG: 0.083      |                              |                                 | 0-0<br>B3-6-4                |                                 | 0-0<br>SH1-4                 |                                 | 0-0<br>SH2-4                 | 0-0<br>F8                        |                              | 1 0 0 0 0 0 1                   |  |                                 |                              |                                 |                              |                                 |                              |                                 |                                  |                                    |                                  |        |                |           |          |          |        |        |         |         |         |          |          |          |         |         |         |         |             |               |
| Danny Frisella, L (8, 1)                            |                              |                                 | 1-2                          |                                 |                              |                                 |                              |                                  |                              | 0 0 0 0 0 0 0                   |  |                                 |                              |                                 |                              |                                 |                              |                                 |                                  |                                    |                                  |        |                |           |          |          |        |        |         |         |         |          |          |          |         |         |         |         |             |               |
| Phil Niekro, R (8, 1)                               |                              |                                 |                              |                                 |                              |                                 |                              |                                  |                              | 0 0 0 0 0 0 0                   |  |                                 |                              |                                 |                              |                                 |                              |                                 |                                  |                                    |                                  |        |                |           |          |          |        |        |         |         |         |          |          |          |         |         |         |         |             |               |
| Sonny Jackson, L (9, PH)<br>OBP: 0.194, SLG: 0.167  |                              |                                 |                              |                                 | 1-2                          |                                 |                              |                                  |                              | 1 0 0 0 0 0 0                   |  |                                 |                              |                                 |                              |                                 |                              |                                 |                                  |                                    |                                  |        |                |           |          |          |        |        |         |         |         |          |          |          |         |         |         |         |             |               |
| <b>Inning Stats</b>                                 | R: 0<br>E: 0<br>K: 3<br>S: 9 | H: 0<br>LOB: 0<br>BB: 0<br>P: 9 | R: 0<br>E: 0<br>K: 1<br>S: 5 | H: 0<br>LOB: 1<br>BB: 1<br>P: 9 | R: 0<br>E: 0<br>K: 0<br>S: 3 | H: 1<br>LOB: 0<br>BB: 0<br>P: 3 | R: 0<br>E: 0<br>K: 2<br>S: 8 | H: 1<br>LOB: 2<br>BB: 1<br>P: 12 | R: 0<br>E: 0<br>K: 1<br>S: 6 | H: 1<br>LOB: 1<br>BB: 0<br>P: 6 | R: 0<br>E: 0<br>K: 0<br>S: 4   | H: 1<br>LOB: 1<br>BB: 0<br>P: 4 | R: 2<br>E: 1<br>K: 0<br>S: 6 | H: 2<br>LOB: 1<br>BB: 0<br>P: 6 | R: 0<br>E: 0<br>K: 0<br>S: 3 | H: 0<br>LOB: 1<br>BB: 1<br>P: 7 | R: 0<br>E: 0<br>K: 1<br>S: 5 | H: 0<br>LOB: 0<br>BB: 0<br>P: 5 | 1B: 4<br>2B: 1<br>3B: 0<br>HR: 1 | SF: 0<br>SAC: 3<br>DP: 1<br>HBP: 0 | WP: 0<br>PB: 0<br>SB: 0<br>CS: 0 | PA: 36 |                |           |          |          |        |        |         |         |         |          |          |          |         |         |         |         |             |               |
| <b>PITCHER</b><br>Tom Seaver, R (1, 1)<br>ERA: 1.6  | IP<br>9.0                    | WLS<br>W                        | BF<br>36                     | H<br>6                          | R<br>2                       | ER<br>1                         | SO<br>8                      | BB<br>3                          | IBB<br>0                     | HBP<br>0                        | BLK<br>0   | WP<br>0                         | HR<br>1                      | S<br>49                         | P<br>61                      | ERA<br>1.00                     | WHIP<br>1.000                |                                 |                                  |                                    |                                  |        | <b>PITCHER</b> | IP<br>9.0 | WLS<br>W | BF<br>36 | H<br>6 | R<br>2 | ER<br>1 | SO<br>8 | BB<br>3 | IBB<br>0 | HBP<br>0 | BLK<br>0 | WP<br>0 | HR<br>1 | S<br>49 | P<br>61 | ERA<br>1.00 | WHIP<br>1.000 |

livebaseballscorecards.com

|     |    |
|-----|----|
| AB  | 30 |
| R   | 2  |
| H   | 6  |
| RBI | 2  |
| BB  | 3  |
| SO  | 8  |
| LOB | 14 |



| Batter  | 1      | 2      | 3       | 4      | 5                     | 6       | 7                  | 8                           | 9 | AB | R | H | RBI | BB | SO | LOB |
|---|--------|--------|---------|--------|-----------------------|---------|--------------------|-----------------------------|---|----|---|---|-----|----|----|-----|
| Ted Martinez, R<br>OBP: 0.286, SLG: 0.254 (1, 8)  | 0-0 F9 |        | 0-0 1B  |        | 0-0 FC4-6<br>1B       |         | 0-0 G3             | 4-0 1B BB                   |   | 4  | 1 | 1 | 0   | 1  | 0  | 3   |
| Felix Millan, R<br>OBP: 0.270, SLG: 0.279 (1, 4)  | 0-0 1B |        | 0-0 4-3 |        | 0-0 1B                |         | 0-0 5-3            | 0-0 BB BB<br>1-3 2-H        |   | 5  | 0 | 3 | 2   | 0  | 0  | 2   |
| Wayne Garrett, L<br>OBP: 0.339, SLG: 0.286 (1, 5) | 0-0 F7 |        |         | 0-0 P5 | 0-0 F8                |         |                    | 1B BB<br>2B                 |   | 4  | 1 | 1 | 0   | 1  | 0  | 3   |
| Rusty Staub, L<br>OBP: 0.309, SLG: 0.340 (1, 9)   | 0-3 K  |        |         | 0-0 1B |                       | 0-0 5-3 |                    | 1B BB<br>2B                 |   | 4  | 1 | 2 | 1   | 1  | 1  | 1   |
| Ed Kranepool, L<br>OBP: 0.364, SLG: 0.425 (1, 3)  |        | 0-3 K  |         | 0-0 F7 |                       | 0-0 1B  |                    | BB BB<br>FC6-4 2B           |   | 5  | 1 | 2 | 1   | 0  | 1  | 4   |
| Jim Gosger, L<br>OBP: 0.400, SLG: 0.250 (1, 7)    |        | 0-0 G3 |         | 0-0 F8 |                       | 0-0 P5  |                    | G3                          |   | 3  | 1 | 0 | 0   | 1  | 0  | 2   |
| Jerry Grote, R<br>OBP: 0.235, SLG: 0.250 (1, 2)   |        | 0-0 F7 |         |        | 0-0 1-3               | 0-0 F7  |                    | BB BB<br>FC6-4 IBB          |   | 4  | 0 | 0 | 0   | 0  | 1  | 4   |
| Bud Harrelson, S<br>OBP: 0.312, SLG: 0.244 (1, 6) |        |        | 0-0 F7  |        | 4-0 FC4-6 BB<br>1B BB |         | 0-0 G3 SH3-4<br>1B | 4-0 FC6-4 BB<br>1-2 2-3 3-H |   | 2  | 1 | 1 | 1   | 2  | 0  | 0   |
| Tom Seaver, R<br>OBP: 0.188, SLG: 0.071 (1, 1)    |        |        | 0-0 5-3 |        | 4-0 FC4-6 BB<br>1-2   |         | 0-0 SH3-4<br>1-2   | 0-0 FC6-4 BB<br>1-2 2-3 3-H |   | 2  | 1 | 0 | 1   | 1  | 0  | 2   |

| Inning Stats | R: 0 | H: 1 | E: 0 | LOB: 1 | K: 1 | BB: 0 | S: 6 | P: 6 | R: 0 | H: 0 | E: 0 | LOB: 0 | K: 1 | BB: 0 | S: 5 | P: 5 | R: 0 | H: 1 | E: 0 | LOB: 1 | K: 0 | BB: 0 | S: 4 | P: 4 | R: 0 | H: 1 | E: 0 | LOB: 1 | K: 0 | BB: 0 | S: 4 | P: 4 | R: 1 | H: 1 | E: 0 | LOB: 2 | K: 0 | BB: 2 | S: 4 | P: 12 | R: 0 | H: 1 | E: 0 | LOB: 1 | K: 0 | BB: 0 | S: 4 | P: 4 | R: 0 | H: 1 | E: 0 | LOB: 1 | K: 0 | BB: 0 | S: 4 | P: 4 | R: 0 | H: 1 | E: 0 | LOB: 1 | K: 0 | BB: 0 | S: 4 | P: 4 | R: 6 | H: 4 | E: 0 | LOB: 3 | K: 1 | BB: 5 | S: 9 | P: 29 |
|--------------|------|------|------|--------|------|-------|------|------|------|------|------|--------|------|-------|------|------|------|------|------|--------|------|-------|------|------|------|------|------|--------|------|-------|------|------|------|------|------|--------|------|-------|------|-------|------|------|------|--------|------|-------|------|------|------|------|------|--------|------|-------|------|------|------|------|------|--------|------|-------|------|------|------|------|------|--------|------|-------|------|-------|
|--------------|------|------|------|--------|------|-------|------|------|------|------|------|--------|------|-------|------|------|------|------|------|--------|------|-------|------|------|------|------|------|--------|------|-------|------|------|------|------|------|--------|------|-------|------|-------|------|------|------|--------|------|-------|------|------|------|------|------|--------|------|-------|------|------|------|------|------|--------|------|-------|------|------|------|------|------|--------|------|-------|------|-------|

| PITCHER                               | IP  | WLS | BF | H | R | ER | SO | BB | IBB | HBP | BLK | WP | HR | S  | P  | ERA   | WHIP  |
|---------------------------------------|-----|-----|----|---|---|----|----|----|-----|-----|-----|----|----|----|----|-------|-------|
| Pat Dobson, R<br>ERA: 4.61 (1, 1)     | 7.0 | L   | 31 | 8 | 3 | 3  | 2  | 2  | 0   | 0   | 0   | 0  | 0  | 33 | 41 | 3.86  | 1.429 |
| Danny Frisella, R<br>ERA: 6.35 (8, 1) | 0.2 |     | 7  | 2 | 3 | 3  | 1  | 2  | 1   | 0   | 0   | 0  | 0  | 6  | 18 | 40.50 | 6.000 |
| Phil Niekro, R<br>ERA: 4.3 (8, 1)     | 0.1 |     | 3  | 0 | 1 | 1  | 0  | 2  | 0   | 0   | 0   | 0  | 0  | 1  | 9  | 27.00 | 6.000 |

**BOTTOM**

**Atlanta Braves @ New York Mets**  
 Shea Stadium, Flushing, NY  
 Mon May 07 1973, 7:05 PM EDT  
 Att. 11,729 - Unknown

|     |    |
|-----|----|
| AB  | 33 |
| R   | 7  |
| H   | 10 |
| RBI | 6  |
| BB  | 7  |
| SO  | 3  |
| LOB | 21 |

WP: 0 PA: 41  
 PB: 0  
 SB: 1  
 CS: 0



| WP | HR | S | P | ERA | WHIP |
|----|----|---|---|-----|------|
| 0  | 0  | 0 | 0 | 0   | 0    |

| Batter   | 1   | 2   | 3   | 4   | 5   | 6   | 7  | 8   | 9  | AB R H RBI BB SO LOB   | TOP  |  |
|--|---|---|---|---|---|---|--|---|--|--|--|--|
| Oscar Brown, R<br>OBP: 0.286, SLG: 0.281<br>(1, 9)             | 0-0<br>F7   |   | 0-0<br>1B   |   | 0-3<br>K  |   | 0-0<br>F3  | 0-0<br>F8   |  | 5 0 1 0 0 1 4  |  |  |
| Marty Perez, R<br>OBP: 0.382, SLG: 0.427<br>(1, 6)             | 4-0<br>BB   |   | 0-0<br>5-3  |   |   | 0-0<br>1B   | 0-0<br>HR<br>2B  |   | 0-0<br>4-3   | 4 1 2 2 1 0 1  |  |  |
| Hank Aaron, R<br>OBP: 0.347, SLG: 0.543<br>(1, 7)              | 0-0<br>L5   |   |   | 0-0<br>P6   |   | 0-0<br>P6   | 4-0<br>HR<br>IBB   |   | 0-0<br>2B<br>2B  | 4 2 1 0 1 0 2  |  |  |
| Davey Johnson, R<br>OBP: 0.383, SLG: 0.437<br>(1, 4)           | 0-0<br>F7   |   |   | 0-0<br>HR   |   | 0-0<br>P9   | 0-0<br>HR  |   | 4-0<br>2B<br>BB  | 4 3 2 5 1 0 2  |  |  |
| Dusty Baker Jr., R<br>OBP: 0.360, SLG: 0.490<br>(1, 8)         |   | 0-0<br>6-3  |   | 0-0<br>P4   |   | 0-0<br>1-3  | 0-0<br>1B<br>2B  |   | 0-0<br>2B  | 5 1 2 2 0 0 1  |  |  |
| Darrell Evans, L<br>OBP: 0.356, SLG: 0.544<br>(1, 5)           |   | 0-3<br>K  |   | 0-0<br>6-3  |   |   | 0-0<br>F8<br>1B  |   | 4-0<br>BB  | 4 0 1 1 1 1 0  |  |  |
| Dick Dietz, R<br>OBP: 0.474, SLG: 0.333<br>(1, 3)              |   |   | 0-0<br>F7   |   | 4-0<br>BB<br>BB<br>BB   |   | 0-0<br>F9  |   | 0-0<br>P6  | 1 1 0 0 2 0 0<br>2 0 0 0 0 0 3   |  |  |
| Mike Lum, L<br>OBP: 0.322, SLG: 0.426<br>(7, PH)<br>(7, 3)     |   |   |   |   |   |   |  |   |  |  |  |  |
| Paul Casanova, R<br>OBP: 0.071, SLG: 0.071<br>(1, 2)           |   |   | 0-0<br>P4   |   | 0-0<br>F9   |   | 0-0<br>1B<br>2B<br>1B  |   | 0-0<br>F8  | 3 0 1 0 0 0 1<br>2 1 0 0 0 0 2   |  |  |
| Johnny Oates, L<br>OBP: 0.298, SLG: 0.357<br>(7, PR)<br>(7, 2) |   |   |   |   |   |   |  |   |  |  |  |  |
| Ron Reed, R<br>OBP: 0.118, SLG: 0.118<br>(1, 1)                |   |   | 0-0<br>6-3  |   | 0-0<br>F2   |   | 0-0<br>2B<br>HR<br>1B  |   | 0-3<br>K   | 2 0 0 0 0 0 1<br>1 1 1 0 0 0 0<br>1 0 0 0 0 1 0                        |  |  |
| Rod Gilbreath, R<br>OBP: 0.319, SLG: 0.328<br>(7, PH)          |   |   |   |   |   |   |  |   |  |  |  |  |
| Roric Harrison, R<br>(7, 1)                                    |   |   |   |   |   |   |  |   |  |  |  |  |
| Inning Stats   | R: 0<br>E: 0<br>K: 0<br>S: 3<br>H: 0<br>LOB: 1<br>BB: 1<br>P: 7 | R: 0<br>E: 0<br>K: 1<br>S: 5<br>H: 0<br>LOB: 0<br>BB: 0<br>P: 5 | R: 0<br>E: 0<br>K: 0<br>S: 4<br>H: 1<br>LOB: 1<br>BB: 0<br>P: 4 | R: 1<br>E: 0<br>K: 0<br>S: 4<br>H: 1<br>LOB: 0<br>BB: 0<br>P: 4 | R: 0<br>E: 0<br>K: 1<br>S: 5<br>H: 0<br>LOB: 1<br>BB: 1<br>P: 9 | R: 0<br>E: 0<br>K: 0<br>S: 4<br>H: 1<br>LOB: 1<br>BB: 0<br>P: 4 | R: 7<br>E: 0<br>K: 0<br>S: 9<br>H: 6<br>LOB: 1<br>BB: 2<br>P: 17 | R: 0<br>E: 0<br>K: 1<br>S: 5<br>H: 0<br>LOB: 0<br>BB: 0<br>P: 5 | R: 2<br>E: 0<br>K: 0<br>S: 5<br>H: 2<br>LOB: 2<br>BB: 2<br>P: 13 | 1B: 5<br>2B: 4<br>3B: 0<br>HR: 2<br>SF: 0<br>SAC: 0<br>DP: 0<br>HBP: 0 | WP: 0<br>PB: 0<br>SB: 0<br>CS: 0<br>PA: 44 |  |
| PITCHER  | IP WLS BF H R ER SO BB IBB HBP BLK WP HR S P ERA WHIP           |   |   |   |   |   |  |   |  |  |  |  |
| Jon Matlack, L<br>ERA: 4.96<br>(1, 1)                          | 6.2 L 29 6 6 6 2 3 0 0 0 0 0 1 30 42 8.10 1.350                 |   |   |   |   |   |  |   |  |  |  |  |
| Phil Hennigan, R<br>ERA: 4.96<br>(7, 1)                        | 0.0 4 3 2 2 0 0 0 1 0 0 0 0 3 7 ∞ ∞                             |   |   |   |   |   |  |   |  |  |  |  |
| Ray Sadecki, L<br>ERA: 4.7<br>(7, 1)                           | 1.1 4 0 0 0 1 0 0 0 0 0 0 0 6 6 0.00 0.000                      |   |   |   |   |   |  |   |  |  |  |  |
| Tug McGraw, L<br>ERA: 6.0<br>(9, 1)                            | 1.0 7 2 2 2 0 2 0 0 0 0 0 0 5 13 18.00 4.000                    |   |   |   |   |   |  |   |  |  |  |  |

Atlanta Braves @ New York Mets  
Shea Stadium, Flushing, NY  
Tue May 08 1973, 7:05 PM EDT  
Att. 6,840 - Unknown

livebaseballscorecards.com

|     |    |
|-----|----|
| AB  | 38 |
| R   | 10 |
| H   | 11 |
| RBI | 10 |
| BB  | 6  |
| SO  | 3  |
| LOB | 17 |



BOTTOM

Atlanta Braves @ New York Mets  
Shea Stadium, Flushing, NY  
Tue May 08 1973, 7:05 PM EDT  
Att. 6,840 - Unknown

livebaseballscorecards.com

|     |    |
|-----|----|
| AB  | 36 |
| R   | 6  |
| H   | 10 |
| RBI | 5  |
| BB  | 5  |
| SO  | 4  |
| LOB | 13 |



|     |   |     |    |
|-----|---|-----|----|
| WP: | 0 | PA: | 42 |
| PB: | 0 | SB: | 0  |
| CS: | 0 |     |    |

AB R H RBI BB SO LOB

5 1 1 0 0 1 1

5 2 3 1 0 0 0

4 1 1 0 1 1 1

4 1 1 1 1 0 2

4 1 2 1 1 0 1

5 0 0 1 0 1 4

4 0 2 1 0 0 1

2 0 0 0 2 1 1

2 0 0 0 0 0 2

0 0 0 0 0 0 0

0 0 0 0 0 0 0

1 0 0 0 0 0 0

0 0 0 0 0 0 0

1B: 7 SF: 0

2B: 3 SAC: 1

3B: 0 DP: 0

HR: 0 HBP: 0

| Batter   | 1         | 2         | 3             | 4                | 5                 | 6            | 7                     | 8         | 9 |
|--|-----------|-----------|---------------|------------------|-------------------|--------------|-----------------------|-----------|---|
| Ted Martinez, R<br>OBP: 0.279, SLG: 0.250<br>(1, 8) X  | 0-0 G3 ①  |           | 0-0 2B 1B     |                  | 0-0 P4 ① S S      | 0-3 K ③      |                       | 0-0 5-3 ② |   |
| Felix Millan, R<br>OBP: 0.284, SLG: 0.312<br>(1, 4) X  | 0-0 6-3 ② |           | 0-0 1B 2B 1-H |                  | 0-0 1B 1B         |              | 0-0 2B 2B             | 0-0 F9 ③  |   |
| Wayne Garrett, L<br>OBP: 0.344, SLG: 0.283<br>(1, 5) X   | 0-0 F8 ③  |           | 4-0 BB        |                  | 0-0 1B 1B 1-2 E   |              | 0-3 K ①               | 0-0 F7 ①  |   |
| Rusty Staub, L<br>OBP: 0.313, SLG: 0.337<br>(1, 9) X   |           | 0-0 1-3 ① | 0-0 G3 ③      |                  | 0-0 E7 1B 1-H 2-H |              | 4-0 2B 4-3 BB         | 0-0 F8 ②  |   |
| Ed Kranepool, L<br>OBP: 0.388, SLG: 0.455<br>(1, 3) X  |           | 0-0 1B    |               | 0-0 G3 ①         | 0-0 1-3 ②         |              | 0-0 4-3 1B 2B 1-3 2-H | 4-0 BB    |   |
| Jim Gosger, L<br>OBP: 0.320, SLG: 0.190<br>(1, 7) X  |           | 0-0 F8 ②  |               | 0-0 4-3 ②        | 0-0 P4 ③          |              | 0-0 4-3 ②             | 0-3 K ③   |   |
| Jerry Grote, R<br>OBP: 0.255, SLG: 0.269<br>(1, 2) X   |           | 0-0 6-3 ③ |               | 0-0 BB 1B        |                   | 0-0 F8 ①     | 0-0 BB 1B 2-3 3-H     |           |   |
| Bud Harrelson, S<br>OBP: 0.320, SLG: 0.238<br>(1, 6) X   |           |           | 0-0 2-3 ①     | 4-0 BB 1B 1-2 BB |                   | 4-0 SH1-4 BB | 0-3 K ③               |           |   |
| Jon Mattack, L<br>OBP: 0.417, SLG: 0.222<br>Phil Hennigan, R<br>OBP: 0.333, SLG: 0.333<br>Ray Sadecki, L<br>(7, 1)<br>Ken Boswell, L<br>OBP: 0.250, SLG: 0.182<br>(8, PH)<br>Tug McGraw, R<br>(9, 1) |           |           | 0-0 4-3 ②     | 0-0 1-3 ③        |                   | 0-0 SH1-4 ②  |                       | 0-0 F8 ①  |   |

| Inning Stats                             | R: 0 | H: 0 | E: 0 | K: 0 | S: 3 | LOB: 0 | BB: 0 | P: 3 | R: 0 | H: 1 | E: 0 | K: 0 | S: 4 | LOB: 1 | BB: 0 | P: 4 | R: 1  | H: 2 | E: 0 | K: 0 | S: 5 | LOB: 2 | BB: 1 | P: 9 | R: 0 | H: 1 | E: 0 | K: 0 | S: 4 | LOB: 2 | BB: 1 | P: 8 | R: 2 | H: 3 | E: 1 | K: 0 | S: 6 | LOB: 1 | BB: 0 | P: 6 | R: 0 | H: 0 | E: 0 | K: 1 | S: 5 | LOB: 1 | BB: 1 | P: 9 | R: 3 | H: 3 | E: 0 | K: 2 | S: 10 | LOB: 1 | BB: 1 | P: 14 | R: 0 | H: 0 | E: 0 | K: 0 | S: 3 | LOB: 0 | BB: 0 | P: 3 | R: 0 | H: 0 | E: 0 | K: 1 | S: 5 | LOB: 1 | BB: 1 | P: 9 | 1B: 7 | SF: 0 | 2B: 3 | SAC: 1 | 3B: 0 | DP: 0 | HR: 0 | HBP: 0 | WP: 0 | PA: 42 | ERA | WHIP |
|--|------|------|------|------|------|--------|-------|------|------|------|------|------|------|--------|-------|------|-------|------|------|------|------|--------|-------|------|------|------|------|------|------|--------|-------|------|------|------|------|------|------|--------|-------|------|------|------|------|------|------|--------|-------|------|------|------|------|------|-------|--------|-------|-------|------|------|------|------|------|--------|-------|------|------|------|------|------|------|--------|-------|------|-------|-------|-------|--------|-------|-------|-------|--------|-------|--------|-----|------|
| PITCHER                                  | IP   | WLS  | BF   | H    | R    | ER     | SO    | BB   | IBB  | HBP  | BLK  | WP   | HR   | S      | P     | ERA  | WHIP  |      |      |      |      |        |       |      |      |      |      |      |      |        |       |      |      |      |      |      |      |        |       |      |      |      |      |      |      |        |       |      |      |      |      |      |       |        |       |       |      |      |      |      |      |        |       |      |      |      |      |      |      |        |       |      |       |       |       |        |       |       |       |        |       |        |     |      |
| Ron Reed, R<br>ERA: 4.54<br>(1, 1)       | 6.0  | W    | 28   | 7    | 3    | 2      | 1     | 3    | 0    | 0    | 0    | 0    | 0    | 27     | 39    | 3.00 | 1.667 |      |      |      |      |        |       |      |      |      |      |      |      |        |       |      |      |      |      |      |      |        |       |      |      |      |      |      |      |        |       |      |      |      |      |      |       |        |       |       |      |      |      |      |      |        |       |      |      |      |      |      |      |        |       |      |       |       |       |        |       |       |       |        |       |        |     |      |
| Roric Harrison, R<br>ERA: 2.05<br>(7, 1) | 3.0  | S    | 14   | 3    | 3    | 3      | 3     | 2    | 0    | 0    | 0    | 0    | 0    | 18     | 26    | 9.00 | 1.667 |      |      |      |      |        |       |      |      |      |      |      |      |        |       |      |      |      |      |      |      |        |       |      |      |      |      |      |      |        |       |      |      |      |      |      |       |        |       |       |      |      |      |      |      |        |       |      |      |      |      |      |      |        |       |      |       |       |       |        |       |       |       |        |       |        |     |      |

Atlanta Braves @ New York Mets  
 Shea Stadium, Flushing, NY  
 Wed May 09 1973, 7:05 PM EDT  
 Att. 8,125 - Unknown

livebaseballscorecards.com

|     |    |
|-----|----|
| AB  | 30 |
| R   | 1  |
| H   | 5  |
| RBI | 1  |
| BB  | 3  |
| SO  | 6  |
| LOB | 10 |



AB R H RBI BB SO LOB

|   |   |   |   |   |   |   |
|---|---|---|---|---|---|---|
| 4 | 0 | 2 | 0 | 0 | 0 | 0 |
| 4 | 0 | 1 | 0 | 0 | 0 | 1 |
| 4 | 0 | 0 | 0 | 0 | 0 | 2 |
| 3 | 0 | 0 | 0 | 1 | 3 | 0 |
| 3 | 1 | 1 | 0 | 1 | 1 | 1 |
| 3 | 0 | 1 | 1 | 1 | 0 | 1 |
| 4 | 0 | 0 | 0 | 0 | 0 | 4 |
| 1 | 0 | 0 | 0 | 0 | 1 | 0 |
| 1 | 0 | 0 | 0 | 0 | 0 | 0 |
| 0 | 0 | 0 | 0 | 0 | 0 | 0 |
| 2 | 0 | 0 | 0 | 0 | 1 | 1 |
| 0 | 0 | 0 | 0 | 0 | 0 | 0 |
| 1 | 0 | 0 | 0 | 0 | 0 | 0 |
| 0 | 0 | 0 | 0 | 0 | 0 | 0 |

|     |   |      |   |
|-----|---|------|---|
| 1B: | 3 | SF:  | 0 |
| 2B: | 2 | SAC: | 0 |
| 3B: | 0 | DP:  | 2 |
| HR: | 0 | HBP: | 1 |

|     |   |     |    |
|-----|---|-----|----|
| WP: | 0 | PA: | 34 |
| PB: | 0 |     |    |
| SB: | 1 |     |    |
| CS: | 0 |     |    |

| Batter   | 1       | 2         | 3       | 4       | 5       | 6               | 7          | 8       | 9               |
|--|---------|-----------|---------|---------|---------|-----------------|------------|---------|-----------------|
| Oscar Brown, R<br>OBP: 0.308, SLG: 0.333<br>(1, 9) X   | 0-0 F8  |           | 0-0 6-3 |         |         | 0-0 2B          |            | 0-0 1B  |                 |
| Marty Perez, R<br>OBP: 0.376, SLG: 0.418<br>(1, 6) X   | 0-0 6-3 |           |         | 0-0 5-3 |         | 0-0 5-3         |            | 0-0 1B  |                 |
| Hank Aaron, R<br>OBP: 0.333, SLG: 0.518<br>(1, 7) X  | 0-0 5-3 |           |         | 0-0 6-3 |         |                 | 0-0 F7     | 0-0 5-3 |                 |
| Davey Johnson, R<br>OBP: 0.379, SLG: 0.425<br>(1, 4)   |         | 4-0 S BB  |         | 0-3 K   |         |                 | 0-3 K      |         | 0-3 K           |
| Dusty Baker Jr., R<br>OBP: 0.364, SLG: 0.486<br>(1, 8)   |         | 0-3 K 1-2 |         |         | 0-0 6-3 |                 | 4-0 2B BB  |         | 0-0 BB 1B       |
| Darrell Evans, L<br>OBP: 0.361, SLG: 0.547<br>(1, 5)   |         | 0-0 1-3   |         |         | 0-0 P2  |                 | 0-0 1-H 2B |         | 4-0 G4-6-3 BB   |
| Dick Dietz, R<br>OBP: 0.391, SLG: 0.263<br>(1, 3)  |         | 0-0 6-3   |         |         | 0-0 F7  |                 | 0-0 5-3    |         | 0-0 G4-6-3 1-2f |
| Paul Casanova, R<br>OBP: 0.067, SLG: 0.067<br>Johnny Oates, L<br>OBP: 0.302, SLG: 0.354<br>(1, 2)<br>(4, 2)  |         |           | 0-3 K   |         |         | 1-0 G5-4-3 HBP  |            | 0-0 F8  |                 |
| Carl Morton, R<br>OBP: 0.222, SLG: 0.235<br>Phil Niekro, R<br>OBP: 0.200, SLG: 0.400<br>Tom House, L<br>(7, 1)<br>Larvell Blanks, R<br>OBP: 0.214, SLG: 0.214<br>Tom Kelley, R<br>(8, 1) |         | 0-3 K     |         |         |         | 0-0 G5-4-3 1-2f |            | 0-0 F9  |                 |

| Inning Stats | R: 0 | H: 0 | E: 0 | K: 0 | S: 3 | R: 0 | H: 0 | E: 0 | K: 1 | S: 5 | R: 0 | H: 0 | E: 0 | K: 2 | S: 7 | R: 0 | H: 0 | E: 0 | K: 1 | S: 5 | R: 0 | H: 0 | E: 0 | K: 0 | S: 3 | R: 0 | H: 1 | E: 0 | K: 0 | S: 3 | R: 1 | H: 1 | E: 0 | K: 1 | S: 6 | R: 0 | H: 2 | E: 0 | K: 0 | S: 5 | R: 0 | H: 1 | E: 0 | K: 1 | S: 5 | 1B: 3 | 2B: 2 | 3B: 0 | HR: 0 | SF: 0 | SAC: 0 | DP: 2 | HBP: 1 |
|--------------|------|------|------|------|------|------|------|------|------|------|------|------|------|------|------|------|------|------|------|------|------|------|------|------|------|------|------|------|------|------|------|------|------|------|------|------|------|------|------|------|------|------|------|------|------|-------|-------|-------|-------|-------|--------|-------|--------|
|--------------|------|------|------|------|------|------|------|------|------|------|------|------|------|------|------|------|------|------|------|------|------|------|------|------|------|------|------|------|------|------|------|------|------|------|------|------|------|------|------|------|------|------|------|------|------|-------|-------|-------|-------|-------|--------|-------|--------|

| PITCHER                                 | IP  | WLS | BF | H | R | ER | SO | BB | IBB | HBP | BLK | WP | HR | S  | P  | ERA  | WHIP  |
|---|-----|-----|----|---|---|----|----|----|-----|-----|-----|----|----|----|----|------|-------|
| Jerry Koosman, L<br>ERA: 1.79<br>(1, 1) | 9.0 | W   | 34 | 5 | 1 | 1  | 6  | 3  | 0   | 1   | 0   | 0  | 0  | 42 | 55 | 1.00 | 0.889 |

| PITCHER | IP | WLS | BF | H | R | ER | SO | BB | IBB | HBP | BLK | WP | HR | S | P | ERA | WHIP |
|---------|----|-----|----|---|---|----|----|----|-----|-----|-----|----|----|---|---|-----|------|
|---------|----|-----|----|---|---|----|----|----|-----|-----|-----|----|----|---|---|-----|------|



BOTTOM

Atlanta Braves @ New York Mets  
Shea Stadium, Flushing, NY  
Wed May 09 1973, 7:05 PM EDT  
Att. 8,125 - Unknown

livebaseballscorecards.com

|     |    |
|-----|----|
| AB  | 31 |
| R   | 8  |
| H   | 11 |
| RBI | 7  |
| BB  | 4  |
| SO  | 1  |
| LOB | 15 |



|     |   |     |    |
|-----|---|-----|----|
| WP: | 0 | PA: | 38 |
| PB: | 2 | SB: | 0  |
| CS: | 0 |     |    |

AB R H RBI BB SO LOB

|   |   |   |   |   |   |   |
|---|---|---|---|---|---|---|
| 5 | 0 | 0 | 1 | 0 | 0 | 4 |
| 5 | 1 | 2 | 1 | 0 | 0 | 1 |
| 4 | 1 | 2 | 0 | 0 | 0 | 1 |
| 2 | 2 | 1 | 2 | 2 | 0 | 1 |
| 4 | 0 | 0 | 0 | 0 | 0 | 4 |
| 2 | 2 | 1 | 1 | 1 | 1 | 0 |
| 4 | 1 | 1 | 0 | 0 | 0 | 3 |
| 3 | 1 | 3 | 1 | 1 | 0 | 0 |
| 2 | 0 | 1 | 1 | 0 | 0 | 1 |

|     |    |      |   |
|-----|----|------|---|
| 1B: | 10 | SF:  | 1 |
| 2B: | 0  | SAC: | 2 |
| 3B: | 0  | DP:  | 2 |
| HR: | 1  | HBP: | 0 |

|     |   |     |    |
|-----|---|-----|----|
| WP: | 0 | PA: | 38 |
| PB: | 2 | SB: | 0  |
| CS: | 0 |     |    |

| Batter   | 1                  | 2                               | 3                     | 4                   | 5          | 6                   | 7                         | 8          | 9 |
|--|--------------------|---------------------------------|-----------------------|---------------------|------------|---------------------|---------------------------|------------|---|
| Ted Martinez, R<br>OBP: 0.260, SLG: 0.232<br>(1, 8)  | 0-0<br>5-3         | 0-0<br>6-3                      |                       | 0-0<br>4-3          |            | 0-0<br>G4-6-3       |                           | 0-0<br>4-3 |   |
| Felix Millan, R<br>OBP: 0.289, SLG: 0.316<br>(1, 4)  | 0-0<br>1B<br>FC4-6 | 0-0<br>1B                       |                       |                     | 0-0<br>6-3 |                     | 0-0<br>F8                 | 0-0<br>5-3 |   |
| Wayne Garrett, L<br>OBP: 0.353, SLG: 0.298<br>(1, 5) | 0-0<br>1B<br>FC4-6 | 0-0<br>F3                       |                       |                     | 0-0<br>F7  |                     | 0-0<br>E<br>SF9<br>1B     |            |   |
| Rusty Staub, L<br>OBP: 0.328, SLG: 0.370<br>(1, 9)   | 0-0<br>FC4-6       |                                 | 4-0<br>PB<br>PB<br>BB |                     | 0-0<br>HR  |                     | 4-0<br>SF9<br>E<br>BB     |            |   |
| Ed Kranepool, L<br>OBP: 0.358, SLG: 0.417<br>(1, 3)  | 0-0<br>6-3         |                                 | 0-0<br>4-3            |                     | 0-0<br>4-3 |                     | 0-0<br>E4                 |            |   |
| Jim Gosger, L<br>OBP: 0.345, SLG: 0.217<br>(1, 7)    |                    | 0-0<br>1B<br>1B                 | 0-3<br>K              |                     |            | 4-0<br>1B<br>BB     | 0-0<br>SF9                |            |   |
| Jerry Grote, R<br>OBP: 0.254, SLG: 0.268<br>(1, 2)   |                    | 0-0<br>SH1-4<br>1B<br>6-3<br>1B | 0-0<br>1-3            |                     |            | 0-0<br>P4           | 0-0<br>6-3                |            |   |
| Bud Harrelson, S<br>OBP: 0.347, SLG: 0.264<br>(1, 6) |                    | 0-0<br>6-3<br>SH1-4<br>1B<br>1B |                       | 0-0<br>G1-6-3<br>1B |            | 0-0<br>1B<br>1B     | 4-0<br>4-3<br>SH2-4<br>BB |            |   |
| Jerry Koosman, R<br>OBP: 0.222, SLG: 0.176<br>(1, 1) |                    | 0-0<br>SH1-4                    |                       | 0-0<br>G1-6-3       |            | 0-0<br>G4-6-3<br>1B | 0-0<br>SH2-4              |            |   |

| Inning Stats | R: 1 | H: 2 | E: 0 | K: 0 | S: 5 | R: 3 | H: 4 | E: 0 | K: 0 | S: 7 | R: 1 | H: 0 | E: 0 | K: 1 | S: 5 | R: 0 | H: 1 | E: 0 | K: 0 | S: 3 | R: 1 | H: 1 | E: 0 | K: 0 | S: 4 | R: 1 | H: 2 | E: 0 | K: 0 | S: 4 | R: 1 | H: 1 | E: 1 | K: 0 | S: 5 | R: 0 | H: 0 | E: 0 | K: 0 | S: 3 |
|--------------|------|------|------|------|------|------|------|------|------|------|------|------|------|------|------|------|------|------|------|------|------|------|------|------|------|------|------|------|------|------|------|------|------|------|------|------|------|------|------|------|
|--------------|------|------|------|------|------|------|------|------|------|------|------|------|------|------|------|------|------|------|------|------|------|------|------|------|------|------|------|------|------|------|------|------|------|------|------|------|------|------|------|------|

| PITCHER                               | IP  | WLS | BF | H | R | ER | SO | BB | IBB | HBP | BLK | WP | HR | S  | P  | ERA   | WHIP  |
|---------------------------------------|-----|-----|----|---|---|----|----|----|-----|-----|-----|----|----|----|----|-------|-------|
| Carl Morton, R<br>ERA: 2.83<br>(1, 1) | 1.2 | L   | 11 | 6 | 4 | 4  | 0  | 0  | 0   | 0   | 0   | 0  | 0  | 11 | 11 | 21.60 | 3.600 |
| Phil Niekro, R<br>ERA: 4.19<br>(2, 1) | 4.2 |     | 20 | 5 | 4 | 2  | 1  | 3  | 0   | 0   | 0   | 0  | 1  | 19 | 31 | 3.86  | 1.714 |
| Tom House, L<br>ERA: 3.52<br>(7, 1)   | 0.2 |     | 3  | 0 | 0 | 0  | 0  | 0  | 0   | 0   | 0   | 0  | 0  | 3  | 3  | 0.00  | 0.000 |
| Tom Kelley, R<br>ERA: 2.84<br>(8, 1)  | 1.0 |     | 4  | 0 | 0 | 0  | 0  | 1  | 0   | 0   | 0   | 0  | 0  | 3  | 7  | 0.00  | 1.000 |

| Batter   | 1  | 2   | 3   | 4   | 5   | 6   | 7  | 8   | 9   | AB R H RBI BB SO LOB   | TOP  |                |   |
|--|--|---|---|---|---|---|--|---|---|--|--|----------------|---|
| Wayne Garrett, L (1, 5)<br>OBP: 0.342, SLG: 0.279    | 4-0<br>E<br>1B<br>BB   |   | 0-0<br>F9   | 0-0<br>F9   |   | 0-0<br>F9   | 0-3<br>K   |   |   | 4 1 0 0 1 1 6  |  |                |   |
| Felix Millan, R (1, 4)<br>OBP: 0.294, SLG: 0.319     | 0-0<br>E<br>1-2<br>6-3<br>1B                                     |   | 0-0<br>6-3  |   | 0-0<br>5-3  | 0-0<br>E9<br>1-3<br>1B  |  | 0-0<br>6-3  |   | 5 1 2 0 0 0 0  |  |                |   |
| Cleon Jones, R (1, 7)<br>OBP: 0.304, SLG: 0.415      | 0-0<br>E4<br>6-3<br>1-3<br>2-H                                   |   | 0-0<br>BB<br>1B   |   | 1-0<br>1B<br>HBP  | 0-0<br>F2   |  | 0-0<br>F7   |   | 4 1 1 0 0 0 3  |  |                |   |
| Rusty Staub, L (1, 9)<br>OBP: 0.333, SLG: 0.363      | 0-0<br>6-3   |   | 4-0<br>BB<br>1B   |   | 0-0<br>F2   |   | 1-0<br>HBP<br>SH3-4<br>BB<br>HBP                                 | 0-3<br>K  |   | 2 0 0 1 1 0 2  |  |                |   |
| Ted Martinez, R (7, PR)<br>OBP: 0.257, SLG: 0.229    | 2-3<br>3-H   |   | 1-2<br>BB   |   | 0-0<br>F2   |   | 0-0<br>SH3-4   | 0-3<br>K  |   | 1 1 0 0 0 1 0  |  |                |   |
| Ed Kranepool, L (1, 3)<br>OBP: 0.351, SLG: 0.404     | 0-3<br>K   |   | 0-0<br>F8   |   | 0-0<br>1B<br>1-2<br>1B  |   | 0-0<br>SH3-4   | 0-0<br>4-3  |   | 4 0 1 0 0 1 3  |  |                |   |
| Jim Gosger, L (1, 8)<br>OBP: 0.375, SLG: 0.269       | 0-0<br>P6  |   |   |   | 0-0<br>FC4-6<br>1B  |   | 4-0<br>BB<br>HBP<br>IBB  | 0-0<br>CS<br>1B   |   | 3 0 2 1 0 0 1  |  |                |   |
| Jim Beauchamp, R (7, PH)<br>OBP: 0.462, SLG: 0.364   |  |   |   |   | 1-3<br>2-H<br>1B  |   |  |   |   | 0 0 0 0 1 0 0  |  |                |   |
| Duffy Dyer, R (7, 2)<br>OBP: 0.200, SLG: 0.130       |  |   |   |   |   |   |  |   |   | 1 0 1 0 0 0 0  |  |                |   |
| Jerry Grote, R (1, 2)<br>OBP: 0.254, SLG: 0.254      |  | 0-3<br>K  |   |   | 0-0<br>FC4-6<br>SH2-4<br>1-2f<br>1B                             |   | 1-0<br>BB<br>HBP   | 0-0<br>BB<br>1B   |   | 3 0 0 0 0 1 3  |  |                |   |
| George Theodore, R (7, PR)<br>OBP: 0.323, SLG: 0.379 |  |   |   |   | 0-0<br>1-3  |   | 1-2<br>2-3<br>HBP  | 1-2<br>BB<br>1B   |   | 1 0 1 0 0 0 0  |  |                |   |
| Bud Harrelson, S (1, 6)<br>OBP: 0.368, SLG: 0.270    |  | 0-3<br>K  |   |   | 0-0<br>SH2-4<br>1-2<br>1B                                       |   | 4-0<br>BB<br>FC3-6<br>BB   | 4-0<br>BB<br>1-2<br>2-3<br>3-H<br>BB                            |   | 2 0 1 1 3 1 0  |  |                |   |
| Harry Parker, R (1, 1)<br>OBP: 0.182, SLG: 0.182     |  |   |   |   | 0-0<br>SH2-4  |   | 0-0<br>FC3-6<br>E<br>1-2f  | 0-3<br>K  |   | 3 0 0 0 0 2 4  |  |                |   |
| Tug McGraw, R (7, 1)                                 |  | 0-3<br>K  |   |   | 1-2<br>2-3  |   |  | 6-3   |   | 1 0 0 0 0 0 2  |  |                |   |
| <b>Inning Stats</b>                                  | R: 2<br>E: 1<br>K: 1<br>S: 7<br>H: 1<br>LOB: 1<br>BB: 1<br>P: 11 | R: 0<br>E: 0<br>K: 3<br>S: 9<br>H: 0<br>LOB: 0<br>BB: 0<br>P: 9 | R: 0<br>E: 0<br>K: 0<br>S: 4<br>H: 1<br>LOB: 2<br>BB: 1<br>P: 8 | R: 0<br>E: 0<br>K: 0<br>S: 5<br>H: 2<br>LOB: 2<br>BB: 0<br>P: 5 | R: 1<br>E: 0<br>K: 0<br>S: 5<br>H: 2<br>LOB: 2<br>BB: 0<br>P: 6 | R: 0<br>E: 1<br>K: 0<br>S: 4<br>H: 1<br>LOB: 2<br>BB: 1<br>P: 8 | R: 1<br>E: 0<br>K: 2<br>S: 7<br>H: 0<br>LOB: 3<br>BB: 2<br>P: 17 | R: 0<br>E: 0<br>K: 1<br>S: 5<br>H: 0<br>LOB: 0<br>BB: 0<br>P: 5 | R: 0<br>E: 0<br>K: 0<br>S: 4<br>H: 2<br>LOB: 2<br>BB: 1<br>P: 8 | 1B: 9<br>2B: 0<br>3B: 0<br>HR: 0<br>SF: 0<br>SAC: 2<br>DP: 0<br>HBP: 3 | WP: 0<br>PB: 0<br>SB: 0<br>CS: 1<br>PA: 45 |                |   |
| <b>PITCHER</b>                                       | IP WLS BF H R ER SO BB IBB HBP BLK WP HR S P ERA WHIP            |   |   |   |   |   |  |   |   |  |  | <b>PITCHER</b> | IP WLS BF H R ER SO BB IBB HBP BLK WP HR S P ERA WHIP |
| Dock Ellis, R (1, 1)<br>ERA: 3.48                    | 6.0 L 30 7 3 1 4 3 0 1 0 0 0 0 34 47 1.50 1.667                  |   |   |   |   |   |  |   |   |  |  |                |   |
| Ramon Hernandez, L (7, 1)<br>ERA: 6.75               | 2.0 10 0 1 1 3 1 1 2 0 0 0 0 12 22 4.50 0.500                    |   |   |   |   |   |  |   |   |  |  |                |   |
| Dave Giusti, R (9, 1)<br>ERA: 1.76                   | 1.0 5 2 0 0 0 0 1 0 0 0 0 0 4 8 0.00 3.000                       |   |   |   |   |   |  |   |   |  |  |                |   |

New York Mets @ Pittsburgh Pirates  
Three Rivers Stadium, Pittsburgh, PA

Fri May 11 1973, 7:05 PM EDT  
Att: 17,564 - Unknown

livebaseballscorecards.com

|     |    |
|-----|----|
| AB  | 34 |
| R   | 4  |
| H   | 9  |
| RBI | 3  |
| BB  | 6  |
| SO  | 7  |
| LOB | 24 |



| Batter  | 1          | 2               | 3          | 4          | 5          | 6                | 7                        | 8          | 9               | AB | R | H | RBI | BB | SO | LOB |
|---|------------|-----------------|------------|------------|------------|------------------|--------------------------|------------|-----------------|----|---|---|-----|----|----|-----|
| Vic Davalillo, L<br>OBP: 0.182, SLG: 0.318<br>(1, 3)  | 0-0<br>5-3 | 0-0<br>4-3      |            |            | 0-0<br>4-3 |                  | 0-0<br>FC6-4<br>1B       |            | 0-3<br>K        | 5  | 0 | 1 | 0   | 0  | 1  | 3   |
| Manny Sanguillen, R<br>OBP: 0.353, SLG: 0.527<br>(1, 9)   | 0-0<br>P6  |                 | 0-0<br>6-3 |            | 0-0<br>2B  |                  | 0-0<br>FC6-4<br>1B<br>2B |            | 0-0<br>4-3      | 5  | 1 | 1 | 0   | 0  | 0  | 1   |
| Al Oliver, L<br>OBP: 0.349, SLG: 0.618<br>(1, 8)  | 0-0<br>HR  |                 | 0-0<br>1B  |            | 0-3<br>K   |                  | 0-0<br>2B<br>1B          |            | 0-0<br>E4<br>2B | 5  | 2 | 3 | 1   | 0  | 1  | 1   |
| Willie Stargell, L<br>OBP: 0.430, SLG: 0.747<br>Jackie Hernandez, R<br>(9, PR)  | 0-3<br>K   |                 | 0-3<br>K   |            | 4-0<br>BB  |                  | 0-0<br>2B                |            | 0-0<br>2B       | 4  | 0 | 2 | 1   | 1  | 2  | 1   |
| Richie Hebner, L<br>OBP: 0.407, SLG: 0.483<br>(1, 5)  |            | 4-0<br>2B<br>BB | 0-0<br>1B  |            | 0-0<br>F7  |                  | 4-0<br>G4-6-3<br>IBB     |            | 4-0<br>IBB      | 2  | 0 | 1 | 1   | 3  | 0  | 2   |
| Milt May, L<br>OBP: 0.347, SLG: 0.419<br>(1, 2)   |            | 0-0<br>L9       | 0-0<br>F8  |            | 0-0<br>1B  |                  | 0-0<br>4-3<br>1B         |            | 0-0<br>G1       | 5  | 0 | 1 | 0   | 0  | 0  | 8   |
| Rennie Stennett, R<br>OBP: 0.235, SLG: 0.405<br>(1, 4)  |            | 0-0<br>2B       |            | 0-0<br>P6  |            | 0-0<br>4-3<br>1B |                          | 0-0<br>4-3 |                 | 4  | 0 | 1 | 0   | 0  | 0  | 1   |
| Gene Alley, R<br>OBP: 0.306, SLG: 0.364<br>(1, 6)   |            | 0-3<br>K        |            | 0-0<br>6-3 |            | 0-0<br>5-3       |                          | 0-0<br>4-3 |                 | 4  | 0 | 0 | 0   | 0  | 1  | 3   |
| Dock Ellis, S<br>OBP: 0.105, SLG: 0.056<br>Gene Clines, R<br>OBP: 0.381, SLG: 0.421<br>Ramon Hernandez, S<br>(7, 1)<br>Fernando Gonzalez, R<br>OBP: 0.125, SLG: 0.125<br>Dave Giusti, R<br>OBP: 1.000, SLG: 1.000<br>(9, 1) |            | 4-0<br>BB       |            | 0-3<br>K   |            | 0-0<br>L6-3      |                          | 0-0<br>F8  |                 | 1  | 0 | 0 | 0   | 1  | 1  | 0   |

| Inning Stats | R: 1 | H: 1 | E: 0 | K: 1 | S: 6 | LOB: 0 | BB: 0 | P: 6 | R: 0 | H: 1 | E: 0 | K: 1 | S: 6 | LOB: 3 | BB: 2 | P: 14 | R: 1 | H: 2 | E: 0 | K: 1 | S: 7 | LOB: 1 | BB: 0 | P: 7 | R: 0 | H: 0 | E: 0 | K: 1 | S: 5 | LOB: 0 | BB: 0 | P: 5 | R: 0 | H: 1 | E: 0 | K: 0 | S: 4 | LOB: 1 | BB: 0 | P: 4 | R: 1 | H: 3 | E: 0 | K: 0 | S: 5 | LOB: 2 | BB: 1 | P: 9 | R: 0 | H: 0 | E: 0 | K: 0 | S: 3 | LOB: 0 | BB: 0 | P: 3 | R: 0 | H: 1 | E: 1 | K: 1 | S: 7 | LOB: 3 | BB: 1 | P: 11 | 1B: 5 | SF: 0 | 2B: 4 | SAC: 0 | 3B: 0 | DP: 1 | HR: 1 | HBP: 0 | WP: 0 | PA: 42 |
|--------------|------|------|------|------|------|--------|-------|------|------|------|------|------|------|--------|-------|-------|------|------|------|------|------|--------|-------|------|------|------|------|------|------|--------|-------|------|------|------|------|------|------|--------|-------|------|------|------|------|------|------|--------|-------|------|------|------|------|------|------|--------|-------|------|------|------|------|------|------|--------|-------|-------|-------|-------|-------|--------|-------|-------|-------|--------|-------|--------|
|--------------|------|------|------|------|------|--------|-------|------|------|------|------|------|------|--------|-------|-------|------|------|------|------|------|--------|-------|------|------|------|------|------|------|--------|-------|------|------|------|------|------|------|--------|-------|------|------|------|------|------|------|--------|-------|------|------|------|------|------|------|--------|-------|------|------|------|------|------|------|--------|-------|-------|-------|-------|-------|--------|-------|-------|-------|--------|-------|--------|

| PITCHER                               | IP  | WLS | BF | H | R | ER | SO | BB | IBB | HBP | BLK | WP | HR | S  | P  | ERA  | WHIP  |
|---------------------------------------|-----|-----|----|---|---|----|----|----|-----|-----|-----|----|----|----|----|------|-------|
| Harry Parker, R<br>ERA: 2.3<br>(1, 1) | 6.1 | W   | 31 | 9 | 3 | 3  | 5  | 3  | 0   | 0   | 0   | 0  | 1  | 38 | 50 | 4.26 | 1.895 |
| Tug McGraw, L<br>ERA: 5.09<br>(7, 1)  | 2.2 | S   | 11 | 1 | 0 | 0  | 1  | 0  | 2   | 0   | 0   | 0  | 0  | 11 | 19 | 0.00 | 0.375 |

BOTTOM

New York Mets @ Pittsburgh Pirates  
Three Rivers Stadium, Pittsburgh, PA  
Fri May 11 1973, 7:05 PM EDT  
Att. 17,564 - Unknown

livebaseballscorecards.com

|     |    |
|-----|----|
| AB  | 37 |
| R   | 3  |
| H   | 10 |
| RBI | 3  |
| BB  | 5  |
| SO  | 6  |
| LOB | 21 |



**New York Mets @ Pittsburgh Pirates**  
 Three Rivers Stadium, Pittsburgh, PA

Sat May 12 1973, 3:33 AM EDT  
 Att. 13,058 - Unknown

[livebaseballscorecards.com](http://livebaseballscorecards.com)



|     |    |
|-----|----|
| AB  | 41 |
| R   | 6  |
| H   | 13 |
| RBI | 4  |
| BB  | 1  |
| SO  | 7  |
| LOB | 19 |

AB R H RBI BB SO LOB

TOP

| Batter  | 1                            | 2          | 3                | 4                 | 5         | 6                         | 7          | 8                             | 9                     |
|---|------------------------------|------------|------------------|-------------------|-----------|---------------------------|------------|-------------------------------|-----------------------|
| Wayne Garrett, L (1, 5)<br>OBP: 0.359, SLG: 0.338 | 0-0<br>1B<br>G1-6-3<br>1B    |            | 4-0<br>1B<br>BB  |                   | 0-0<br>F9 |                           | 0-0<br>F7  |                               | 0-0<br>HR             |
| Felix Millan, R (1, 4)<br>OBP: 0.305, SLG: 0.331  | 0-0<br>1-3<br>G1-6-3<br>1B   |            | 0-0<br>1-3<br>1B |                   | 0-0<br>1B |                           | 0-0<br>4-3 |                               | 0-0<br>E6<br>2B       |
| Cleon Jones, R (1, 7)<br>OBP: 0.314, SLG: 0.435   | 0-0<br>G1-6-3<br>1-2f<br>3-H |            | 0-0<br>5-3       |                   | 0-0<br>F9 |                           |            | 0-0<br>1B<br>1B               | 0-0<br>4-3<br>E<br>2B |
| Rusty Staub, L (1, 9)<br>OBP: 0.328, SLG: 0.355   | 0-3<br>K                     |            |                  | 0-0<br>P4         |           | 0-0<br>F7                 |            | 0-0<br>1-3<br>2B<br>1B        | 0-0<br>F9             |
| Ed Kranepool, L (1, 3)<br>OBP: 0.371, SLG: 0.421  |                              | 0-0<br>1-3 |                  | 0-0<br>HBP<br>1B  |           | 0-0<br>1B<br>1B           |            | 0-0<br>2B<br>1-2<br>3-H<br>1B | 0-0<br>4-3            |
| Jim Gosger, L (1, 8)<br>OBP: 0.351, SLG: 0.290    |                              | 0-0<br>F7  |                  | 0-3<br>K          |           | 0-3<br>K                  |            | 0-0<br>1-3<br>2-H<br>2B       | 0-0<br>E3             |
| Duffy Dyer, R (1, 2)<br>OBP: 0.218, SLG: 0.140    |                              | 0-0<br>5-3 |                  | 1-0<br>1-2<br>HBP |           | 0-0<br>1-2<br>FC6-4<br>1B |            | 0-0<br>F7                     | 0-3<br>K              |
| Bud Harrelson, S (1, 6)<br>OBP: 0.355, SLG: 0.258 |                              |            | 0-0<br>P6        | 0-3<br>K          |           | 0-0<br>1-2f<br>FC6-4      |            | 0-0<br>L6                     |                       |
| Tom Seaver, R (1, 1)<br>OBP: 0.150, SLG: 0.056    |                              |            | 0-0<br>1-3       |                   | 0-0<br>L4 |                           | 0-3<br>K   | 0-3<br>K                      |                       |

| Inning Stats | R: 1 | H: 2 | E: 0 | LOB: 0 | K: 1 | S: 6 | P: 6 | R: 0 | H: 0 | E: 0 | LOB: 0 | K: 0 | S: 3 | P: 3 | R: 0 | H: 1 | E: 0 | LOB: 2 | K: 2 | S: 8 | P: 9 | R: 0 | H: 1 | E: 0 | LOB: 1 | K: 0 | S: 4 | P: 4 | R: 0 | H: 2 | E: 0 | LOB: 2 | K: 1 | S: 7 | P: 7 | R: 0 | H: 0 | E: 0 | LOB: 0 | K: 1 | S: 5 | P: 5 | R: 2 | H: 4 | E: 0 | LOB: 2 | K: 1 | S: 9 | P: 9 | R: 3 | H: 2 | E: 2 | LOB: 1 | K: 1 | S: 9 | P: 9 | 1B: 10 | SF: 0 | 2B: 2 | SAC: 0 | 3B: 0 | DP: 1 | HR: 1 | HBP: 1 | WP: 0 | PA: 43 |
|--------------|------|------|------|--------|------|------|------|------|------|------|--------|------|------|------|------|------|------|--------|------|------|------|------|------|------|--------|------|------|------|------|------|------|--------|------|------|------|------|------|------|--------|------|------|------|------|------|------|--------|------|------|------|------|------|------|--------|------|------|------|--------|-------|-------|--------|-------|-------|-------|--------|-------|--------|
|--------------|------|------|------|--------|------|------|------|------|------|------|--------|------|------|------|------|------|------|--------|------|------|------|------|------|------|--------|------|------|------|------|------|------|--------|------|------|------|------|------|------|--------|------|------|------|------|------|------|--------|------|------|------|------|------|------|--------|------|------|------|--------|-------|-------|--------|-------|-------|-------|--------|-------|--------|

| PITCHER                           | IP  | WLS | BF | H  | R | ER | SO | BB | IBB | HBP | BLK | WP | HR | S  | P  | ERA  | WHIP  |
|-----------------------------------|-----|-----|----|----|---|----|----|----|-----|-----|-----|----|----|----|----|------|-------|
| Bob Moose, R (1, 1)<br>ERA: 3.92  | 7.0 | L   | 33 | 11 | 3 | 3  | 5  | 1  | 0   | 1   | 0   | 0  | 0  | 41 | 46 | 3.86 | 1.714 |
| Jim Rooker, L (8, 1)<br>ERA: 1.2  | 1.0 |     | 3  | 0  | 0 | 0  | 1  | 0  | 0   | 0   | 0   | 0  | 0  | 5  | 5  | 0.00 | 0.000 |
| Dave Giusti, R (9, 1)<br>ERA: 2.2 | 1.0 |     | 7  | 2  | 3 | 1  | 1  | 0  | 0   | 0   | 0   | 0  | 1  | 9  | 9  | 9.00 | 2.000 |

|       |        |
|-------|--------|
| WP: 0 | PA: 43 |
| PB: 0 |        |
| SB: 0 |        |
| CS: 0 |        |

| Batter   | 1          | 2          | 3          | 4         | 5          | 6         | 7         | 8         | 9          | AB | R | H | RBI | BB | SO | LOB |
|--|------------|------------|------------|-----------|------------|-----------|-----------|-----------|------------|----|---|---|-----|----|----|-----|
| Vic Davalillo, L (1, 3)<br>OBP: 0.192, SLG: 0.280  | 0-0<br>4-3 |            | 0-0<br>F8  |           |            | 4-0<br>BB |           |           | 0-0<br>4-3 | 3  | 0 | 0 | 0   | 1  | 0  | 1   |
| Manny Sanguillen, R (1, 9)<br>OBP: 0.342, SLG: 0.509   | 0-0<br>5-3 |            |            | 0-0<br>F3 |            | 0-0<br>F8 |           |           | 0-0<br>L1  | 4  | 0 | 0 | 0   | 0  | 0  | 1   |
| Al Oliver, L (1, 8)<br>OBP: 0.336, SLG: 0.594  | 0-0<br>F8  |            |            | 0-0<br>F7 |            |           | 0-0<br>F7 |           | 0-0<br>4-3 | 4  | 0 | 0 | 0   | 0  | 0  | 0   |
| Willie Stargell, L (1, 7)<br>OBP: 0.427, SLG: 0.756  |            | 0-0<br>F8  |            | 0-3<br>K  |            |           | 0-0<br>3B |           |            | 3  | 0 | 1 | 0   | 0  | 1  | 0   |
| Richie Hebner, L (1, 5)<br>OBP: 0.396, SLG: 0.467  |            | 0-0<br>1-3 |            |           | 0-0<br>4-3 |           | 0-0<br>F5 |           |            | 3  | 0 | 0 | 0   | 0  | 0  | 1   |
| Milt May, L (1, 2)<br>OBP: 0.337, SLG: 0.406   |            | 0-0<br>3-1 |            |           | 0-0<br>1-3 |           | 0-0<br>P4 |           |            | 3  | 0 | 0 | 0   | 0  | 0  | 1   |
| Rennie Stennett, R (1, 4)<br>OBP: 0.227, SLG: 0.390  |            |            | 0-0<br>4-3 |           | 0-0<br>F8  |           |           | 0-3<br>K  |            | 3  | 0 | 0 | 0   | 0  | 1  | 0   |
| Gene Alley, R (1, 6)<br>OBP: 0.292, SLG: 0.345   |            |            | 0-0<br>6-3 |           |            | 0-0<br>L4 |           | 0-0<br>P6 |            | 3  | 0 | 0 | 0   | 0  | 0  | 0   |
| Bob Moose, R (1, 1)<br>OBP: 0.235, SLG: 0.188<br>Jim Rooker, R (8, 1)<br>Gene Clines, R (8, PH)<br>Dave Giusti, R (9, 1)<br>OBP: 1.000, SLG: 1.000 |            |            | 0-0<br>1B  |           | 0-3<br>K   |           |           | 0-0<br>L4 |            | 2  | 0 | 1 | 0   | 0  | 1  | 0   |

| Inning Stats                                 | R: 0 | H: 0 | E: 0 | K: 0 | S: 3 | R: 0 | H: 0 | E: 0 | K: 0 | S: 3 | R: 0 | H: 1 | E: 0 | K: 1 | S: 4 | R: 0 | H: 0 | E: 0 | K: 0 | S: 3 | R: 0 | H: 0 | E: 0 | K: 0 | S: 5 | R: 0 | H: 0 | E: 0 | K: 1 | S: 5 | R: 0 | H: 1 | E: 0 | K: 0 | S: 4 | R: 0 | H: 0 | E: 0 | K: 1 | S: 5 | R: 0 | H: 0 | E: 0 | K: 0 | S: 3 | R: 0 | H: 0 | E: 0 | K: 0 | S: 3 | 1B: 1 | 2B: 0 | 3B: 1 | HR: 0 | SF: 0 | SAC: 0 | DP: 0 | HBP: 0 | WP: 0 | PB: 0 | SB: 0 | CS: 0 | PA: 30 |
|--|------|------|------|------|------|------|------|------|------|------|------|------|------|------|------|------|------|------|------|------|------|------|------|------|------|------|------|------|------|------|------|------|------|------|------|------|------|------|------|------|------|------|------|------|------|------|------|------|------|------|-------|-------|-------|-------|-------|--------|-------|--------|-------|-------|-------|-------|--------|
| PITCHER<br>Tom Seaver, R (1, 1)<br>ERA: 1.38 | IP   | WLS  | BF   | H    | R    | ER   | SO   | BB   | IBB  | HBP  | BLK  | WP   | HR   | S    | P    | ERA  | WHIP |      |      |      |      |      |      |      |      |      |      |      |      |      |      |      | IP   | WLS  | BF   | H    | R    | ER   | SO   | BB   | IBB  | HBP  | BLK  | WP   | HR   | S    | P    | ERA  | WHIP |      |       |       |       |       |       |        |       |        |       |       |       |       |        |

**BOTTOM**

**New York Mets @ Pittsburgh Pirates**  
 Three Rivers Stadium, Pittsburgh, PA

Sat May 12 1973, 3:33 AM EDT  
 Att. 13,058 - Unknown

|     |    |
|-----|----|
| AB  | 29 |
| R   | 0  |
| H   | 2  |
| RBI | 0  |
| BB  | 1  |
| SO  | 3  |
| LOB | 4  |



|       |        |
|-------|--------|
| WP: 0 | PA: 30 |
| PB: 0 |        |
| SB: 0 |        |
| CS: 0 |        |

livebaseballscores.com

**New York Mets @ Pittsburgh Pirates**  
**Three Rivers Stadium, Pittsburgh, PA**

Sun May 13 1973, 3:33 AM EDT  
 Att. 14,310 - Unknown

[livebaseballscorecards.com](http://livebaseballscorecards.com)



|            |           |
|------------|-----------|
| <b>AB</b>  | <b>33</b> |
| <b>R</b>   | <b>6</b>  |
| <b>H</b>   | <b>8</b>  |
| <b>RBI</b> | <b>6</b>  |
| <b>BB</b>  | <b>4</b>  |
| <b>SO</b>  | <b>7</b>  |
| <b>LOB</b> | <b>14</b> |

|       |        |
|-------|--------|
| WP: 0 | PA: 38 |
| PB: 0 |        |
| SB: 0 |        |
| CS: 0 |        |

AB R H RBI BB SO LOB

|   |   |   |   |   |   |   |
|---|---|---|---|---|---|---|
| 4 | 1 | 2 | 0 | 1 | 1 | 1 |
| 3 | 1 | 1 | 1 | 1 | 0 | 2 |
| 1 | 0 | 0 | 0 | 0 | 0 | 0 |
| 4 | 2 | 1 | 1 | 0 | 0 | 3 |
| 4 | 1 | 1 | 0 | 0 | 2 | 4 |
| 4 | 0 | 2 | 4 | 0 | 0 | 2 |
| 0 | 0 | 0 | 0 | 0 | 0 | 0 |
| 4 | 0 | 1 | 0 | 0 | 1 | 1 |
| 0 | 0 | 0 | 0 | 0 | 0 | 0 |
| 4 | 0 | 0 | 0 | 0 | 1 | 1 |
| 3 | 0 | 0 | 0 | 1 | 1 | 0 |
| 1 | 1 | 0 | 0 | 1 | 1 | 0 |
| 1 | 0 | 0 | 0 | 0 | 0 | 0 |

| Batter  | 1                     | 2          | 3                  | 4                    | 5                        | 6        | 7                | 8         | 9          |
|---|-----------------------|------------|--------------------|----------------------|--------------------------|----------|------------------|-----------|------------|
| Ted Martinez, R (1, 4)<br>OBP: 0.278, SLG: 0.243  | 0-0<br>FC5-4<br>1B    |            | 0-3<br>K           |                      | 4-0<br>1B<br>FC6-4<br>BB |          | 0-0<br>1B        |           | 0-0<br>4-3 |
| Jim Fregosi, R (1, 5)<br>Wayne Garrett, L (8, 5)<br>OBP: 0.346, SLG: 0.273<br>OBP: 0.354, SLG: 0.333  | 0-0<br>FC5-4<br>1-2f  |            |                    | 4-0<br>E<br>1B<br>BB | 0-0<br>FC6-4<br>1B       |          | 0-0<br>F7        |           | 0-0<br>F7  |
| Cleon Jones, R (1, 8)<br>OBP: 0.309, SLG: 0.420   | 0-0<br>G4-6-3<br>1-2f |            |                    | 0-0<br>E4<br>1B      | 0-0<br>FC6-4<br>2B<br>1B |          | 0-0<br>FC6<br>1B |           |            |
| Rusty Staub, L (1, 9)<br>OBP: 0.326, SLG: 0.360   |                       | 0-0<br>3-1 |                    | 0-3<br>K             | 0-0<br>1B<br>2B          |          | 0-3<br>K         |           |            |
| Jim Beauchamp, R (1, 3)<br>Ed Kranepool, L (8, 3)<br>OBP: 0.471, SLG: 0.400<br>OBP: 0.371, SLG: 0.421 |                       | 0-0<br>4-3 |                    | 0-0<br>1B            | 0-0<br>1B                |          | 0-0<br>FC6       |           |            |
| George Theodore, R (1, 7)<br>Jim Gosger, L (8, 7)<br>OBP: 0.314, SLG: 0.364<br>OBP: 0.351, SLG: 0.290 |                       | 0-0<br>6-3 |                    | 0-0<br>FC6-4<br>1B   | 0-0<br>F9                |          | 0-3<br>K         |           |            |
| Duffy Dyer, R (1, 2)<br>OBP: 0.203, SLG: 0.130  |                       |            | 0-0<br>4-3         | 0-0<br>FC6-4<br>1-2f |                          | 0-3<br>K |                  | 0-0<br>F7 |            |
| Bud Harrelson, S (1, 6)<br>OBP: 0.351, SLG: 0.250   |                       |            | 4-0<br>SH1-4<br>BB |                      | 0-0<br>6-3               |          | 0-0<br>F9        |           |            |
| Jim McAndrew, R (1, 1)<br>Tug McGraw, R (7, 1)<br>OBP: 0.417, SLG: 0.250                              |                       |            | 0-0<br>SH1-4       |                      | 4-0<br>BB<br>1B<br>BB    |          | 0-3<br>K         |           | 0-0<br>6-3 |

| Inning Stats | R: 0 | H: 1   | R: 0 | H: 0   | R: 0 | H: 0   | R: 2 | H: 2   | R: 4 | H: 3   | R: 0 | H: 0   | R: 0 | H: 2   | R: 0 | H: 0   | R: 0 | H: 0   |
|--------------|------|--------|------|--------|------|--------|------|--------|------|--------|------|--------|------|--------|------|--------|------|--------|
|              | E: 0 | LOB: 0 | E: 0 | LOB: 0 | E: 0 | LOB: 0 | E: 1 | LOB: 1 | E: 0 | LOB: 1 | E: 0 | LOB: 0 | E: 0 | LOB: 2 | E: 0 | LOB: 0 | E: 0 | LOB: 0 |
|              | K: 0 | BB: 0  | K: 0 | BB: 0  | K: 1 | BB: 1  | K: 1 | BB: 1  | K: 0 | BB: 2  | K: 3 | BB: 0  | K: 1 | BB: 0  | K: 1 | BB: 0  | K: 0 | BB: 0  |
|              | S: 3 | P: 3   | S: 3 | P: 3   | S: 5 | P: 9   | S: 7 | P: 11  | S: 6 | P: 14  | S: 9 | P: 9   | S: 7 | P: 7   | S: 5 | P: 5   | S: 3 | P: 3   |

| PITCHER                               | IP  | WLS | BF | H | R | ER | SO | BB | IBB | HBP | BLK | WP | HR | S  | P  | ERA  | WHIP  |
|---------------------------------------|-----|-----|----|---|---|----|----|----|-----|-----|-----|----|----|----|----|------|-------|
| Luke Walker, L (1, 1)<br>ERA: 3.86    | 4.2 | L   | 22 | 5 | 6 | 5  | 2  | 4  | 0   | 0   | 0   | 0  | 0  | 22 | 38 | 9.64 | 1.929 |
| Jim McKee, R (5, 1)<br>ERA: 11.42     | 0.1 |     | 2  | 1 | 0 | 0  | 0  | 0  | 0   | 0   | 0   | 0  | 0  | 2  | 2  | 0.00 | 3.000 |
| Bob Johnson, R (6, 1)<br>ERA: 2.51    | 2.0 |     | 8  | 2 | 0 | 0  | 4  | 0  | 0   | 0   | 0   | 0  | 0  | 16 | 16 | 0.00 | 1.000 |
| Ramon Hernandez, L (8, 1)<br>ERA: 6.1 | 1.0 |     | 3  | 0 | 0 | 0  | 1  | 0  | 0   | 0   | 0   | 0  | 0  | 5  | 5  | 0.00 | 0.000 |
| Dave Giusti, R (9, 1)<br>ERA: 2.08    | 1.0 |     | 3  | 0 | 0 | 0  | 0  | 0  | 0   | 0   | 0   | 0  | 0  | 3  | 3  | 0.00 | 0.000 |

| PITCHER | IP | WLS | BF | H | R | ER | SO | BB | IBB | HBP | BLK | WP | HR | S | P | ERA | WHIP |
|---------|----|-----|----|---|---|----|----|----|-----|-----|-----|----|----|---|---|-----|------|
|---------|----|-----|----|---|---|----|----|----|-----|-----|-----|----|----|---|---|-----|------|

BOTTOM

New York Mets @ Pittsburgh Pirates  
Three Rivers Stadium, Pittsburgh, PA

Sun May 13 1973, 3:33 AM EDT  
Att. 14,310 - Unknown

livebaseballscorecards.com

|     |    |
|-----|----|
| AB  | 37 |
| R   | 4  |
| H   | 13 |
| RBI | 4  |
| BB  | 3  |
| SO  | 6  |
| LOB | 15 |



|     |   |     |    |
|-----|---|-----|----|
| WP: | 0 | PA: | 41 |
| PB: | 0 |     |    |
| SB: | 0 |     |    |
| CS: | 0 |     |    |

AB R H RBI BB SO LOB

3 0 1 1 1 1 2

5 0 1 0 0 0 4

5 1 2 0 0 0 2

4 0 1 1 1 1 0

5 0 1 1 0 2 2

4 0 2 0 0 0 2

3 0 1 0 1 0 1  
0 1 0 0 0 0 0  
0 0 0 0 0 0 0

4 1 2 0 0 1 2

1 0 0 0 0 1 0  
0 0 0 0 0 0 0  
1 0 0 0 0 0 0  
0 0 0 0 0 0 0  
1 1 1 0 0 0 0  
0 0 0 0 0 0 0  
1 0 1 1 0 0 0  
0 0 0 0 0 0 0

1B: 12 SF: 1  
2B: 2 SAC: 0  
3B: 0 DP: 1  
HR: 0 HBP: 0

| Batter   | 1         | 2       | 3         | 4      | 5      | 6       | 7       | 8        | 9 |
|--|-----------|---------|-----------|--------|--------|---------|---------|----------|---|
| Rennie Stennett, R (1, 4)<br>OBP: 0.237, SLG: 0.388    | 0-3 K     |         | 4-0 BB    |        | 0-0 1B |         | 0-0 SF8 | 0-0 P2-6 |   |
| Manny Sanguillen, R (1, 9)<br>OBP: 0.336, SLG: 0.496   | 0-0 1B    |         | 0-0 L7    |        | 0-0 F8 |         | 0-0 F7  | 0-0 F7   |   |
| Al Oliver, L (1, 8)<br>OBP: 0.339, SLG: 0.586          | 0-0 1B    |         | 0-0 G3    |        | 0-0 L5 |         | 0-0 1B  | 0-0 F9   |   |
| Willie Stargell, L (1, 7)<br>OBP: 0.426, SLG: 0.734    | 4-0 FC4-6 |         | 0-0 1-6-3 |        | 0-3 K  |         | 0-0 1B  | 0-0 3-1  |   |
| Richie Hebner, L (1, 5)<br>OBP: 0.388, SLG: 0.454      | 0-0 FC4-6 |         | 0-3 K     |        | 0-0 F7 |         | 0-0 1B  | 0-3 K    |   |
| Bob Robertson, R (1, 3)<br>OBP: 0.426, SLG: 0.565      |           | 0-0 P6  |           | 0-0 BB |        | 0-0 2B  | 0-0 P4  |          |   |
| Milt May, L (1, 2)<br>OBP: 0.343, SLG: 0.404           |           | 0-0 6-3 |           | 4-0 BB |        | 0-0 4-3 |         | 0-0 1B   |   |
| Jackie Hernandez, R (8, PR)                            |           |         |           | 1-2 BB |        |         |         | 0-0 1B   |   |
| Jerry McNertney, R (9, 2)                              |           |         |           |        |        |         |         | 0-0 1B   |   |
| Gene Alley, R (1, 6)<br>OBP: 0.304, SLG: 0.355         |           | 0-0 6-3 |           | 0-3 K  |        |         | 0-0 1B  | 0-0 P2-6 |   |
| Luke Walker, L (1, 1)<br>OBP: 0.206, SLG: 0.200        |           |         | 0-3 K     |        | 0-0 F9 |         | 0-0 1B  | 0-0 1B   |   |
| Jim McKee, R (5, 1)                                    |           |         |           |        |        |         | 0-0 1B  | 0-0 1B   |   |
| Vic Davalillo, L (5, PH)<br>OBP: 0.185, SLG: 0.269     |           |         |           |        |        |         | 0-0 1B  | 0-0 1B   |   |
| Bob Johnson, L (6, 1)                                  |           |         |           |        |        |         | 0-0 1B  | 0-0 1B   |   |
| Gene Clines, R (7, PH)<br>OBP: 0.391, SLG: 0.429       |           |         |           |        |        |         | 0-0 1B  | 0-0 1B   |   |
| Ramon Hernandez, S (8, 1)                              |           |         |           |        |        |         | 0-0 1B  | 0-0 1B   |   |
| Fernando Gonzalez, R (8, PH)<br>OBP: 0.222, SLG: 0.222 |           |         |           |        |        |         | 0-0 1B  | 0-0 1B   |   |
| Dave Gustaf, R (9, 1)<br>OBP: 1.000, SLG: 1.000        |           |         |           |        |        |         | 0-0 1B  | 0-0 1B   |   |

| Inning Stats | R: 0 | H: 2 | E: 1 | K: 1 | S: 6 | LOB: 2 | BB: 1 | P: 10 | R: 0 | H: 0 | E: 0 | K: 0 | S: 3 | LOB: 0 | BB: 0 | P: 3 | R: 0 | H: 0 | E: 0 | K: 1 | S: 5 | LOB: 1 | BB: 1 | P: 9 | R: 0 | H: 1 | E: 0 | K: 2 | S: 8 | LOB: 2 | BB: 1 | P: 12 | R: 0 | H: 1 | E: 0 | K: 0 | S: 4 | LOB: 1 | BB: 0 | P: 4 | R: 0 | H: 1 | E: 0 | K: 1 | S: 6 | LOB: 1 | BB: 0 | P: 6 | R: 3 | H: 5 | E: 0 | K: 0 | S: 8 | LOB: 2 | BB: 0 | P: 8 | R: 1 | H: 3 | E: 0 | K: 0 | S: 5 | LOB: 1 | BB: 0 | P: 5 | R: 0 | H: 0 | E: 0 | K: 1 | S: 5 | LOB: 0 | BB: 0 | P: 5 | 1B: 12 | SF: 1 | 2B: 2 | SAC: 0 | 3B: 0 | DP: 1 | HR: 0 | HBP: 0 | WP: 0 | PA: 41 |
|--------------|------|------|------|------|------|--------|-------|-------|------|------|------|------|------|--------|-------|------|------|------|------|------|------|--------|-------|------|------|------|------|------|------|--------|-------|-------|------|------|------|------|------|--------|-------|------|------|------|------|------|------|--------|-------|------|------|------|------|------|------|--------|-------|------|------|------|------|------|------|--------|-------|------|------|------|------|------|------|--------|-------|------|--------|-------|-------|--------|-------|-------|-------|--------|-------|--------|
|--------------|------|------|------|------|------|--------|-------|-------|------|------|------|------|------|--------|-------|------|------|------|------|------|------|--------|-------|------|------|------|------|------|------|--------|-------|-------|------|------|------|------|------|--------|-------|------|------|------|------|------|------|--------|-------|------|------|------|------|------|------|--------|-------|------|------|------|------|------|------|--------|-------|------|------|------|------|------|------|--------|-------|------|--------|-------|-------|--------|-------|-------|-------|--------|-------|--------|

| PITCHER                             | IP  | WLS | BF | H  | R | ER | SO | BB | IBB | HBP | BLK | WP | HR | S  | P  | ERA  | WHIP  |
|-------------------------------------|-----|-----|----|----|---|----|----|----|-----|-----|-----|----|----|----|----|------|-------|
| Jim McAndrew, R (1, 1)<br>ERA: 4.73 | 6.2 | W   | 32 | 10 | 3 | 3  | 5  | 3  | 0   | 0   | 0   | 0  | 0  | 39 | 51 | 4.05 | 1.950 |
| Tug McGraw, L (7, 1)<br>ERA: 4.95   | 2.1 | S   | 9  | 3  | 1 | 1  | 1  | 0  | 0   | 0   | 0   | 0  | 0  | 11 | 11 | 3.86 | 1.286 |

| Batter  | 1   | 2                               | 3                            | 4                               | 5                            | 6                               | 7                            | 8                               | 9                                | AB R H RBI BB SO LOB            | TOP                          |                                 |                              |                                 |                              |                                 |                              |                                 |                                  |                                    |                                  |        |
|---|---|---------------------------------|------------------------------|---------------------------------|------------------------------|---------------------------------|------------------------------|---------------------------------|----------------------------------|---------------------------------|------------------------------|---------------------------------|------------------------------|---------------------------------|------------------------------|---------------------------------|------------------------------|---------------------------------|----------------------------------|------------------------------------|----------------------------------|--------|
| Ted Martinez, R (1, 4)<br>OBP: 0.265, SLG: 0.231          | 0-3<br>K  |                                 | 0-3<br>K                     |                                 |                              | 0-0<br>F7                       |                              | 0-0<br>1-3                      |                                  | 4 0 0 0 0 2 1                   |                              |                                 |                              |                                 |                              |                                 |                              |                                 |                                  |                                    |                                  |        |
| Wayne Garrett, L (1, 5)<br>OBP: 0.349, SLG: 0.371         | 0-0<br>E3   |                                 | 0-0<br>P4                    |                                 |                              | 0-0<br>HR                       |                              | 0-0<br>4-3                      |                                  | 4 1 1 1 0 0 1                   |                              |                                 |                              |                                 |                              |                                 |                              |                                 |                                  |                                    |                                  |        |
| Cleon Jones, R (1, 8)<br>(3, 7)<br>OBP: 0.322, SLG: 0.415 | 0-0<br>F9   |                                 |                              | 0-0<br>5-3                      |                              | 4-0<br>2B<br>BB                 |                              |                                 | 0-0<br>1B<br>1B                  | 3 2 1 0 1 0 1                   |                              |                                 |                              |                                 |                              |                                 |                              |                                 |                                  |                                    |                                  |        |
| Rusty Staub, L (1, 9)<br>OBP: 0.331, SLG: 0.374           | 0-3<br>K  |                                 |                              | 0-0<br>F8                       |                              | 0-0<br>2B<br>1-H                |                              |                                 | 0-0<br>FC3-5<br>1B<br>1B         | 4 0 2 1 0 1 1                   |                              |                                 |                              |                                 |                              |                                 |                              |                                 |                                  |                                    |                                  |        |
| Ed Kranepool, L (1, 3)<br>OBP: 0.364, SLG: 0.410          |   | 0-0<br>4-3                      |                              | 0-3<br>K                        |                              | 0-0<br>4-3                      |                              |                                 | 0-0<br>E<br>FC3-5<br>FC4-2<br>1B | 4 0 1 1 0 1 1                   |                              |                                 |                              |                                 |                              |                                 |                              |                                 |                                  |                                    |                                  |        |
| Jim Gosger, L (1, 7)<br>(3, 8)<br>OBP: 0.317, SLG: 0.257  |   | 0-0<br>3-1                      |                              |                                 | 0-0<br>P6                    |                                 | 0-0<br>4-3                   |                                 | 0-0<br>FC3-5<br>FC4-2<br>E       | 4 0 0 0 0 0 2                   |                              |                                 |                              |                                 |                              |                                 |                              |                                 |                                  |                                    |                                  |        |
| Duffy Dyer, R (1, 2)<br>OBP: 0.190, SLG: 0.121            |   | 0-0<br>G3                       |                              |                                 | 0-0<br>P3                    |                                 | 0-3<br>K2-3                  |                                 | 0-0<br>E7<br>FC4-2               | 4 0 0 0 0 1 2                   |                              |                                 |                              |                                 |                              |                                 |                              |                                 |                                  |                                    |                                  |        |
| Bud Harrelson, S (1, 6)<br>OBP: 0.339, SLG: 0.240         |   |                                 | 0-0<br>F8                    |                                 | 0-0<br>1-3                   |                                 | 0-0<br>F8                    |                                 | 0-0<br>FC4-2                     | 4 0 0 0 0 0 3                   |                              |                                 |                              |                                 |                              |                                 |                              |                                 |                                  |                                    |                                  |        |
| Jerry Koosman, R (1, 1)<br>OBP: 0.250, SLG: 0.211         |   |                                 | 0-0                          |                                 |                              | 0-0<br>5-3                      |                              | 0-0<br>3-1                      | 0-0<br>4-3                       | 2 0 1 0 0 0 0                   |                              |                                 |                              |                                 |                              |                                 |                              |                                 |                                  |                                    |                                  |        |
| Ken Boswell, L (8, PH)<br>OBP: 0.231, SLG: 0.167          |   |                                 |                              |                                 |                              |                                 |                              |                                 |                                  | 1 0 0 0 0 0 0                   |                              |                                 |                              |                                 |                              |                                 |                              |                                 |                                  |                                    |                                  |        |
| Phil Hennigan, R (8, 1)<br>OBP: 0.333, SLG: 0.333         |   |                                 |                              |                                 |                              |                                 |                              |                                 |                                  | 0 0 0 0 0 0 0                   |                              |                                 |                              |                                 |                              |                                 |                              |                                 |                                  |                                    |                                  |        |
| John Milner, L (9, PH)<br>OBP: 0.446, SLG: 0.623          |   |                                 |                              |                                 |                              |                                 |                              |                                 |                                  | 1 0 0 0 0 0 3                   |                              |                                 |                              |                                 |                              |                                 |                              |                                 |                                  |                                    |                                  |        |
| <b>Inning Stats</b>                                       | R: 0<br>E: 1<br>K: 2<br>S: 8                          | H: 0<br>LOB: 1<br>BB: 0<br>P: 8 | R: 0<br>E: 0<br>K: 0<br>S: 3 | H: 0<br>LOB: 0<br>BB: 0<br>P: 3 | R: 0<br>E: 0<br>K: 1<br>S: 6 | H: 1<br>LOB: 1<br>BB: 0<br>P: 6 | R: 0<br>E: 0<br>K: 1<br>S: 5 | H: 0<br>LOB: 0<br>BB: 0<br>P: 5 | R: 0<br>E: 0<br>K: 0<br>S: 3     | H: 0<br>LOB: 0<br>BB: 0<br>P: 3 | R: 2<br>E: 0<br>K: 0<br>S: 5 | H: 2<br>LOB: 1<br>BB: 1<br>P: 9 | R: 0<br>E: 0<br>K: 1<br>S: 5 | H: 0<br>LOB: 0<br>BB: 0<br>P: 5 | R: 0<br>E: 0<br>K: 0<br>S: 3 | H: 0<br>LOB: 0<br>BB: 0<br>P: 3 | R: 1<br>E: 1<br>K: 0<br>S: 7 | H: 3<br>LOB: 3<br>BB: 0<br>P: 7 | 1B: 4<br>2B: 1<br>3B: 0<br>HR: 1 | SF: 0<br>SAC: 0<br>DP: 0<br>HBP: 0 | WP: 0<br>PB: 0<br>SB: 0<br>CS: 0 | PA: 36 |
| <b>PITCHER</b>  | IP WLS BF H R ER SO BB IBB HBP BLK WP HR S P ERA WHIP |                                 |                              |                                 |                              |                                 |                              |                                 |                                  |                                 |                              |                                 |                              |                                 |                              |                                 |                              |                                 |                                  |                                    |                                  |        |
| Burt Hooton, R (1, 1)<br>ERA: 4.53                        | 8.0 W 31 5 3 3 5 1 0 0 0 0 0 1 40 44 3.38 0.750       |                                 |                              |                                 |                              |                                 |                              |                                 |                                  |                                 |                              |                                 |                              |                                 |                              |                                 |                              |                                 |                                  |                                    |                                  |        |
| Jack Aker, R (9, 1)<br>ERA: 2.42                          | 1.0 S 5 1 0 0 0 0 0 0 0 0 0 0 5 5 0.00 1.000          |                                 |                              |                                 |                              |                                 |                              |                                 |                                  |                                 |                              |                                 |                              |                                 |                              |                                 |                              |                                 |                                  |                                    |                                  |        |

**New York Mets @ Chicago Cubs**  
**Wrigley Field, Chicago, IL**  
 Tue May 15 1973, 3:33 AM CDT  
 Att. 11,517 - Sunny - 56 F

[livebaseballscorecards.com](http://livebaseballscorecards.com)

|            |           |
|------------|-----------|
| <b>AB</b>  | <b>35</b> |
| <b>R</b>   | <b>3</b>  |
| <b>H</b>   | <b>6</b>  |
| <b>RBI</b> | <b>3</b>  |
| <b>BB</b>  | <b>1</b>  |
| <b>SO</b>  | <b>5</b>  |
| <b>LOB</b> | <b>15</b> |





| Batter   | 1                | 2          | 3                    | 4                       | 5                | 6                    | 7                  | 8          | 9 | AB | R | H | RBI | BB | SO | LOB |
|--|------------------|------------|----------------------|-------------------------|------------------|----------------------|--------------------|------------|---|----|---|---|-----|----|----|-----|
| Rick Monday, L<br>OBP: 0.450, SLG: 0.615<br>(1, 8)                 | 0-0<br>HR<br>1B  |            | 0-0<br>FC1-6<br>1-2f | 0-3<br>K                |                  |                      | 0-0<br>2B          |            |   | 4  | 1 | 2 | 0   | 0  | 1  | 3   |
| Glenn Beckert, R<br>OBP: 0.354, SLG: 0.359<br>(1, 4)               | 0-0<br>F9        |            | 0-0<br>F9            |                         | 0-0<br>CS<br>1B  |                      | 4-0<br>L4-3<br>BB  |            |   | 3  | 0 | 1 | 0   | 1  | 0  | 2   |
| Billy Williams, L<br>OBP: 0.350, SLG: 0.408<br>(1, 7)              | 0-0<br>1-H<br>HR |            | 0-0<br>G3            |                         | 0-0<br>F5<br>1-2 |                      | 0-0<br>L4-3<br>1-2 |            |   | 4  | 1 | 1 | 2   | 0  | 0  | 4   |
| Jose Cardenal, R<br>OBP: 0.396, SLG: 0.504<br>(1, 9)               | 0-0<br>6-3       |            |                      | 0-0<br>F8               | 0-3<br>K         |                      |                    | 0-0<br>6-3 |   | 4  | 0 | 0 | 0   | 0  | 1  | 0   |
| Ron Santo, R<br>OBP: 0.464, SLG: 0.578<br>(1, 5)                   | 0-0<br>6-3       |            |                      | 0-0<br>1B<br>2B         |                  | 0-0<br>FC6-4<br>1B   |                    | 0-0<br>5-3 |   | 4  | 1 | 2 | 0   | 0  | 0  | 0   |
| Jim Hickman, R<br>OBP: 0.310, SLG: 0.204<br>(1, 3)                 |                  | 0-0<br>3-1 |                      | 0-0<br>E<br>1B          |                  | 0-0<br>FC6-4<br>1-2f |                    | 0-0<br>1B  |   | 4  | 1 | 2 | 1   | 0  | 0  | 1   |
| Randy Hundley, R<br>OBP: 0.255, SLG: 0.326<br>(1, 2)               |                  | 0-0<br>P6  |                      | 0-0<br>6-3              |                  | 0-3<br>K             |                    | 0-0<br>F3  |   | 4  | 0 | 0 | 0   | 0  | 1  | 3   |
| Don Kessinger, S<br>OBP: 0.351, SLG: 0.283<br>(1, 6)               |                  | 0-0<br>6-3 |                      | 4-0<br>E<br>IBB         |                  | 0-0<br>F8            |                    |            |   | 2  | 0 | 0 | 0   | 1  | 0  | 1   |
| Burt Hooton, R<br>OBP: 0.300, SLG: 0.222<br>Jack Aker, R<br>(9, 1) |                  |            | 4-0<br>FC1-6<br>BB   | 0-0<br>E6<br>1-3<br>2-H |                  |                      | 0-0<br>P3          |            |   | 2  | 0 | 0 | 0   | 1  | 0  | 1   |
|  |                  |            |                      |                         |                  |                      |                    |            |   | 0  | 0 | 0 | 0   | 0  | 0  | 0   |


| Inning Stats | R: 2 | H: 2 | E: 0 | LOB: 0 | K: 0 | S: 5 | R: 0 | H: 0 | E: 0 | LOB: 0 | K: 0 | S: 3 | R: 0 | H: 0 | E: 0 | LOB: 1 | K: 0 | S: 3 | R: 2 | H: 2 | E: 1 | LOB: 2 | K: 1 | S: 8 | R: 0 | H: 1 | E: 0 | LOB: 0 | K: 1 | S: 5 | R: 0 | H: 1 | E: 0 | LOB: 1 | K: 1 | S: 6 | R: 0 | H: 1 | E: 0 | LOB: 1 | K: 0 | S: 3 | R: 0 | H: 1 | E: 0 | LOB: 1 | K: 0 | S: 4 |  |  |
|--------------|------|------|------|--------|------|------|------|------|------|--------|------|------|------|------|------|--------|------|------|------|------|------|--------|------|------|------|------|------|--------|------|------|------|------|------|--------|------|------|------|------|------|--------|------|------|------|------|------|--------|------|------|--|--|
|              |      |      |      |        |      |      |      |      |      |        |      |      |      |      |      |        |      |      |      |      |      |        |      |      |      |      |      |        |      |      |      |      |      |        |      |      |      |      |      |        |      |      |      |      |      |        |      |      |  |  |

**BOTTOM**

**New York Mets @ Chicago Cubs**  
 Wrigley Field, Chicago, IL  
 Tue May 15 1973, 3:33 AM CDT  
 Att. 11,517 - Sunny - 56 F

livebaseballscorecards.com

|     |    |
|-----|----|
| AB  | 31 |
| R   | 4  |
| H   | 8  |
| RBI | 3  |
| BB  | 3  |
| SO  | 3  |
| LOB | 15 |




|       |        |
|-------|--------|
| WP: 0 | PA: 34 |
| PB: 0 |        |
| SB: 0 |        |
| CS: 1 |        |

| PITCHER                       | IP     | WLS | BF | H | R | ER | SO | BB | IBB | HBP | BLK | WP | HR | S  | P  | ERA  | WHIP  |
|-------------------------------|--------|-----|----|---|---|----|----|----|-----|-----|-----|----|----|----|----|------|-------|
| Jerry Koosman, L<br>ERA: 2.04 | (1, 1) | 7.0 | 30 | 7 | 4 | 3  | 3  | 2  | 1   | 0   | 0   | 0  | 0  | 33 | 45 | 3.86 | 1.286 |
| Phil Hennigan, R<br>ERA: 4.67 | (8, 1) | 1.0 | 4  | 1 | 0 | 0  | 0  | 0  | 0   | 0   | 0   | 0  | 0  | 4  | 4  | 0.00 | 1.000 |

| Batter  | 1   | 2   | 3   | 4   | 5   | 6   | 7   | 8   | 9   | AB R H RBI BB SO LOB                                  | TOP   |
|---|---|---|---|---|---|---|---|---|---|---|---|
| Wayne Garrett, L (1, 4) OBP: 0.364, SLG: 0.400 (8, 5)   | 0-0 4-3 6-3 1B  |   | 0-0 F8  | 0-0 1B 2B   |   | 0-0 F8  |   |   | 0-0 BB 1B   | 5 1 3 1 0 0 1   |   |
| Ken Boswell, L (1, 5) OBP: 0.294, SLG: 0.313<br>Ted Martinez, R (8, 4) OBP: 0.274, SLG: 0.231 | 0-0 6-3 1-2   |   | 0-0 1B 2B   | 0-0 BB 1B   |   | 0-0 4-3   |   | BB 4-0 E 1B BB  | 4 1 2 0 0 0 1<br>0 1 0 0 1 0 0                        |   |   |
| George Theodore, R (1, 7) OBP: 0.325, SLG: 0.351  | 0-0 4-3 2-3   |   | 0-0 FC 1B 2-H 3-H                                     | 4-0 1-2 BB  |   | 0-3 K   |   | 0-0 E5 1B 1-3 2-H                                     | 4 1 1 2 1 1 2   |   |   |
| Rusty Staub, L (1, 9) OBP: 0.326, SLG: 0.367  | 0-0 P6  |   | 0-0 FC 1-2  | 4-3   |   | 0-0 4-3   |   | 0-0 1B 1B 2-H 3-H                                     | 5 1 1 2 0 0 5   |   |   |
| Ed Kranepool, L (1, 3) OBP: 0.352, SLG: 0.394   |   | 0-3 K   | 0-0 4-3   |   | 0-0 G3  |   | 0-0 L6  | 0-0 1B 1B 1-2   | 5 0 1 0 0 1 2   |   |   |
| Jim Gosger, L (1, 8) OBP: 0.326, SLG: 0.275   |   | 0-0 G3  |   | 0-0 FC5-4 1B  | 0-0 F5  |   | 0-0 F8  | 0-0 FC6-4 1B 1-3 2-H                                  | 5 0 2 1 0 0 0   |   |   |
| Duffy Dyer, R (1, 2) OBP: 0.176, SLG: 0.111   |   | 0-0 F2  |   | 0-0 FC5-4 1-2f SH1-3                                  | 0-3 K   |   | 0-0 4-3   | 0-0 FC6-4 1-2f  | 5 1 0 0 0 1 3   |   |   |
| Bud Harrelson, S (1, 6) OBP: 0.352, SLG: 0.260  |   |   | 0-0 2B 1B   | 0-0 E8 SH1-3 2B 1B 1-3                                |   | 0-0 B2-6-4 1B   |   | 0-3 K   | 4 2 3 0 0 1 0   |   |   |
| Harry Parker, R (1, 1) OBP: 0.154, SLG: 0.154<br>Tug McGraw, R (8, 1)                         |   |   | 0-3 K   | 0-0 SH1-3 2-3 3-H                                     |   | 0-0 B2-6-4 1-2f                                       |   | 0-0 4-3   | 2 0 0 1 0 1 2<br>1 0 0 0 0 0 0                        |   |   |
| Inning Stats  | R: 0 H: 1 E: 0 LOB: 1 K: 0 BB: 0 S: 4 P: 4            | R: 0 H: 0 E: 0 LOB: 0 K: 1 BB: 0 S: 5 P: 5            | R: 2 H: 3 E: 0 LOB: 2 K: 1 BB: 0 S: 9 P: 9            | R: 2 H: 4 E: 1 LOB: 3 K: 0 BB: 1 S: 7 P: 11           | R: 0 H: 0 E: 0 LOB: 0 K: 1 BB: 0 S: 5 P: 5            | R: 0 H: 1 E: 0 LOB: 0 K: 0 BB: 0 S: 3 P: 3            | R: 0 H: 0 E: 0 LOB: 0 K: 1 BB: 0 S: 5 P: 5            | R: 0 H: 0 E: 0 LOB: 0 K: 0 BB: 0 S: 3 P: 3            | R: 4 H: 4 E: 1 LOB: 2 K: 1 BB: 1 S: 10 P: 14          | 1B: 11 SF: 0 2B: 2 SAC: 1 3B: 0 DP: 1 HR: 0 HBP: 0    | WP: 0 PA: 43 PB: 0 SB: 0 CS: 0                        |
| PITCHER   | IP WLS BF H R ER SO BB IBB HBP BLK WP HR S P ERA WHIP | IP WLS BF H R ER SO BB IBB HBP BLK WP HR S P ERA WHIP | IP WLS BF H R ER SO BB IBB HBP BLK WP HR S P ERA WHIP | IP WLS BF H R ER SO BB IBB HBP BLK WP HR S P ERA WHIP | IP WLS BF H R ER SO BB IBB HBP BLK WP HR S P ERA WHIP | IP WLS BF H R ER SO BB IBB HBP BLK WP HR S P ERA WHIP | IP WLS BF H R ER SO BB IBB HBP BLK WP HR S P ERA WHIP | IP WLS BF H R ER SO BB IBB HBP BLK WP HR S P ERA WHIP | IP WLS BF H R ER SO BB IBB HBP BLK WP HR S P ERA WHIP | IP WLS BF H R ER SO BB IBB HBP BLK WP HR S P ERA WHIP | IP WLS BF H R ER SO BB IBB HBP BLK WP HR S P ERA WHIP |
| Mike Torrez, R (1, 1) ERA: 4.44   | 4.0 L 22 8 4 4 2 1 0 0 0 0 0 0 25 29 9.00 2.250       |   |   |   |   |   |   |   |   |   |   |
| John Strohmayr, R (5, 1) ERA: 3.24  | 0.0 0 0 0 0 0 0 0 0 0 0 0 0 0 0 ∞ ∞                   |   |   |   |   |   |   |   |   |   |   |
| Tom Walker, R (8, 1) ERA: 2.14  | 2.0 12 4 4 0 1 1 0 0 0 0 0 0 13 17 0.00 2.500         |   |   |   |   |   |   |   |   |   |   |

New York Mets @ Montreal Expos  
 Jarry Park, Montreal, QB  
 Wed May 16 1973, 7:05 PM EDT  
 Att: 10,023 - Unknown

|   |    |
|---|----|
| AB  | 40 |
| R   | 8  |
| H   | 13 |
| RBI   | 7  |
| BB  | 2  |
| SO  | 5  |
| LOB   | 16 |
|  |    |



| Batter   | 1  | 2                               | 3                            | 4                               | 5                            | 6                                | 7                            | 8                               | 9                            | AB R H RBI BB SO LOB   | TOP                          |                                 |  |                                 |                              |                                 |                              |                                 |                                  |                                    |                                  |        |
|--|--|---------------------------------|------------------------------|---------------------------------|------------------------------|----------------------------------|------------------------------|---------------------------------|------------------------------|--|------------------------------|---------------------------------|--|---------------------------------|------------------------------|---------------------------------|------------------------------|---------------------------------|----------------------------------|------------------------------------|----------------------------------|--------|
| Dave Cash, R (1, 4)<br>OBP: 0.376, SLG: 0.436  | 0-0<br>1B<br>2B  |                                 | 0-0<br>F8                    |                                 | 0-0<br>6-3                   |                                  |                              | 0-3<br>K                        |                              | 4 1 1 0 0 1 1  |                              |                                 |  |                                 |                              |                                 |                              |                                 |                                  |                                    |                                  |        |
| Richie Hebner, L (1, 5)<br>OBP: 0.373, SLG: 0.420  | 0-0<br>4-3<br>2-H<br>1B  |                                 | 4-0<br>PB<br>BB              |                                 |                              | 0-0<br>P6                        |                              | 0-0<br>FC6-4<br>1B              |                              | 3 0 2 1 1 0 0  |                              |                                 |  |                                 |                              |                                 |                              |                                 |                                  |                                    |                                  |        |
| Manny Sanguillen, R (1, 9)<br>OBP: 0.338, SLG: 0.497   | 0-0<br>F9  |                                 | 0-3<br>K<br>1-2              |                                 |                              | 0-0<br>6-3                       |                              | 0-0<br>FC6-4<br>1-2f<br>3-H     |                              | 4 0 0 1 0 1 3  |                              |                                 |  |                                 |                              |                                 |                              |                                 |                                  |                                    |                                  |        |
| Willie Stargell, L (1, 7)<br>OBP: 0.394, SLG: 0.649<br>Dave Giusti, R (8, 1)<br>OBP: 1.000, SLG: 1.000   | 0-0<br>4-3<br>1-2  |                                 | 0-0<br>P6                    |                                 |                              | 0-0<br>F7                        |                              | 0-0<br>4-3                      |                              | 4 0 0 0 0 0 4<br>0 0 0 0 0 0 0                                   |                              |                                 |  |                                 |                              |                                 |                              |                                 |                                  |                                    |                                  |        |
| Al Oliver, L (1, 8)<br>OBP: 0.328, SLG: 0.535  | 0-0<br>4-3   |                                 |                              | 0-0<br>P6                       |                              |                                  | 0-3<br>K                     |                                 | 0-0<br>P6                    | 4 0 0 0 0 1 1  |                              |                                 |  |                                 |                              |                                 |                              |                                 |                                  |                                    |                                  |        |
| Bob Robertson, R (1, 3)<br>OBP: 0.403, SLG: 0.541  |  | 0-0<br>5-3                      |                              | 0-3<br>K                        |                              |                                  | 0-0<br>HR                    |                                 | 0-0<br>1B                    | 4 1 2 1 0 1 0  |                              |                                 |  |                                 |                              |                                 |                              |                                 |                                  |                                    |                                  |        |
| Milt May, L (1, 2)<br>OBP: 0.360, SLG: 0.409   |  |                                 | 0-0<br>G6-4-3<br>1B          |                                 | 0-0<br>F8                    |                                  | 0-0<br>4-3                   |                                 | 0-0<br>F7                    | 4 0 1 0 0 0 1  |                              |                                 |  |                                 |                              |                                 |                              |                                 |                                  |                                    |                                  |        |
| Gene Alley, R (1, 6)<br>OBP: 0.287, SLG: 0.375<br>Vic Davalillo, L (9, PH)<br>OBP: 0.167, SLG: 0.241   |  | 0-0<br>G6-4-3<br>1-2f           |                              |                                 | 0-3<br>K                     |                                  | 0-0<br>F9                    |                                 | 0-0<br>P6                    | 3 0 0 0 0 1 1<br>1 0 0 0 0 0 1                                   |                              |                                 |  |                                 |                              |                                 |                              |                                 |                                  |                                    |                                  |        |
| Luke Walker, L (1, 1)<br>OBP: 0.167, SLG: 0.167<br>Richie Zisk, R (5, PH)<br>OBP: 0.227, SLG: 0.333<br>Bob Johnson, L (5, 1)<br>Gene Clines, R (8, PH)<br>OBP: 0.355, SLG: 0.379 |  |                                 | 0-3<br>K                     |                                 | 0-3<br>K                     |                                  |                              | 0-0<br>1B<br>FC6-4<br>1B        |                              | 1 0 0 0 0 1 0<br>1 0 0 0 0 1 0<br>0 0 0 0 0 0 0<br>1 1 1 0 0 0 0 |                              |                                 |  |                                 |                              |                                 |                              |                                 |                                  |                                    |                                  |        |
| <b>Inning Stats</b>  | R: 1<br>E: 0<br>K: 0<br>S: 5   | H: 2<br>LOB: 1<br>BB: 0<br>P: 5 | R: 0<br>E: 0<br>K: 0<br>S: 3 | H: 1<br>LOB: 0<br>BB: 0<br>P: 3 | R: 0<br>E: 0<br>K: 2<br>S: 8 | H: 0<br>LOB: 2<br>BB: 1<br>P: 12 | R: 0<br>E: 0<br>K: 1<br>S: 5 | H: 0<br>LOB: 0<br>BB: 0<br>P: 5 | R: 0<br>E: 0<br>K: 2<br>S: 7 | H: 0<br>LOB: 0<br>BB: 0<br>P: 7                                  | R: 0<br>E: 0<br>K: 0<br>S: 3 | H: 0<br>LOB: 0<br>BB: 0<br>P: 3 | R: 1<br>E: 0<br>K: 1<br>S: 6   | H: 1<br>LOB: 0<br>BB: 0<br>P: 6 | R: 1<br>E: 0<br>K: 1<br>S: 7 | H: 2<br>LOB: 1<br>BB: 0<br>P: 7 | R: 0<br>E: 0<br>K: 0<br>S: 4 | H: 1<br>LOB: 1<br>BB: 0<br>P: 4 | 1B: 5<br>2B: 1<br>3B: 0<br>HR: 1 | SF: 0<br>SAC: 0<br>DP: 1<br>HBP: 0 | WP: 0<br>PB: 1<br>SB: 0<br>CS: 0 | PA: 35 |
| <b>PITCHER</b><br>Tom Seaver, R (1, 1)<br>ERA: 1.57  | IP: 9.0<br>WLS: W<br>BF: 35<br>H: 7<br>R: 3<br>ER: 3<br>SO: 7<br>BB: 1<br>IBB: 0<br>HBP: 0<br>BLK: 0<br>WP: 0<br>HR: 1<br>S: 48<br>P: 52<br>ERA: 3.00<br>WHIP: 0.889 |                                 |                              |                                 |                              |                                  |                              |                                 |                              |  |                              | <b>PITCHER</b>                  | IP: 9.0<br>WLS: W<br>BF: 35<br>H: 7<br>R: 3<br>ER: 3<br>SO: 7<br>BB: 1<br>IBB: 0<br>HBP: 0<br>BLK: 0<br>WP: 0<br>HR: 1<br>S: 48<br>P: 52<br>ERA: 3.00<br>WHIP: 0.889 |                                 |                              |                                 |                              |                                 |                                  |                                    |                                  |        |

Pittsburgh Pirates @ New York Mets  
Shea Stadium, Flushing, NY  
Fri May 18 1973, 7:05 PM EDT  
Att: 34,565 - Unknown

livebaseballscorecards.com

|     |    |
|-----|----|
| AB  | 34 |
| R   | 3  |
| H   | 7  |
| RBI | 3  |
| BB  | 1  |
| SO  | 7  |
| LOB | 12 |



| Batter  | 1       | 2      | 3           | 4            | 5              | 6                | 7              | 8      | 9 |
|---|---------|--------|-------------|--------------|----------------|------------------|----------------|--------|---|
| Wayne Garrett, L (1, 4)<br>OBP: 0.376, SLG: 0.443   | 0-0 G3  |        | 0-0 HR      | 0-0 FC6 1B   |                | 4-0 E IBB        |                | 0-0 G3 |   |
| Ted Martinez, R (1, 8)<br>OBP: 0.273, SLG: 0.232    | 0-0 4-3 |        | 0-0 5-3 1B  | 0-0 FC6 1-2f |                | 0-0 E5 1-2 2-3   |                |        |   |
| Jim Fregosi, R (1, 5)<br>OBP: 0.339, SLG: 0.255     | 0-3 K   |        | 0-0 5-3 1-2 |              | 4-0 FC3-6 BB   | 0-0 FC5 3-Hf     |                |        |   |
| Rusty Staub, L (1, 9)<br>OBP: 0.331, SLG: 0.371     |         | 0-0 1B | 0-0 BB 1B   |              | 0-0 F7         |                  | 0-0 4-3        |        |   |
| Jim Beauchamp, R (1, 3)<br>OBP: 0.450, SLG: 0.353   |         | 0-3 K  | 4-0 BB      |              | 0-0 FC3-6 1-2f |                  | 0-0 4-3        |        |   |
| Ed Kranepool, L (7, PH)<br>OBP: 0.347, SLG: 0.388   |         |        | 1-2 BB      |              |                |                  |                |        |   |
| George Theodore, R (1, 7)<br>OBP: 0.318, SLG: 0.341 |         | 0-0 F9 | 0-3 K       |              | 0-3 K          |                  | 0-0 FC6-4 1B   |        |   |
| Jim Gosger, L (8, 7)<br>OBP: 0.326, SLG: 0.275      |         |        |             |              |                |                  |                |        |   |
| Duffy Dyer, R (1, 2)<br>OBP: 0.181, SLG: 0.119      | 0-0 F9  |        |             | 0-0 6-3      |                | 0-0 E FC5 5-3 1B | 0-0 FC6-4 1-2f |        |   |
| Bud Harrelson, S (1, 6)<br>OBP: 0.349, SLG: 0.259   |         |        | 0-0 F8      | 0-0 S 1B     |                | 0-0 5-3          |                | 0-0 F8 |   |
| Tom Seaver, R (1, 1)<br>OBP: 0.167, SLG: 0.091      |         |        | 0-0 HR 1B   | 0-0 P4       |                | 0-3 K            |                | 0-3 K  |   |

| AB | R | H | RBI | BB | SO | LOB |
|----|---|---|-----|----|----|-----|
| 4  | 1 | 2 | 3   | 1  | 0  | 0   |
| 4  | 1 | 1 | 0   | 0  | 0  | 3   |
| 3  | 0 | 0 | 0   | 1  | 1  | 4   |
| 4  | 0 | 2 | 1   | 0  | 0  | 1   |
| 2  | 0 | 0 | 0   | 1  | 1  | 2   |
| 1  | 0 | 0 | 0   | 0  | 0  | 0   |
| 4  | 0 | 1 | 0   | 0  | 2  | 4   |
| 0  | 0 | 0 | 0   | 0  | 0  | 0   |
| 4  | 0 | 1 | 0   | 0  | 0  | 2   |
| 4  | 1 | 1 | 0   | 0  | 0  | 1   |
| 4  | 1 | 1 | 0   | 0  | 2  | 2   |

| BOTTOM     |           |
|------------|-----------|
| <b>AB</b>  | <b>34</b> |
| <b>R</b>   | <b>4</b>  |
| <b>H</b>   | <b>9</b>  |
| <b>RBI</b> | <b>4</b>  |
| <b>BB</b>  | <b>3</b>  |
| <b>SO</b>  | <b>6</b>  |
| <b>LOB</b> | <b>19</b> |

| WP | PA |
|----|----|
| 0  | 37 |

| Inning Stats                 | R                               | H                            | E                               | K                            | S                                | P                            | BB                              | IBB                          | HBP                             | BLK                          | WP                               | HR                           | S                               | P                            | ERA                             | WHIP                             |                                    |
|------------------------------|---------------------------------|------------------------------|---------------------------------|------------------------------|----------------------------------|------------------------------|---------------------------------|------------------------------|---------------------------------|------------------------------|----------------------------------|------------------------------|---------------------------------|------------------------------|---------------------------------|----------------------------------|------------------------------------|
| R: 0<br>E: 0<br>K: 1<br>S: 5 | H: 0<br>LOB: 0<br>BB: 0<br>P: 5 | R: 0<br>E: 0<br>K: 1<br>S: 6 | H: 1<br>LOB: 1<br>BB: 0<br>P: 6 | R: 3<br>E: 0<br>K: 1<br>S: 9 | H: 4<br>LOB: 2<br>BB: 1<br>P: 13 | R: 1<br>E: 0<br>K: 0<br>S: 5 | H: 2<br>LOB: 1<br>BB: 0<br>P: 5 | R: 0<br>E: 0<br>K: 1<br>S: 5 | H: 0<br>LOB: 1<br>BB: 1<br>P: 9 | R: 0<br>E: 1<br>K: 1<br>S: 7 | H: 1<br>LOB: 3<br>BB: 1<br>P: 11 | R: 0<br>E: 0<br>K: 0<br>S: 4 | H: 1<br>LOB: 1<br>BB: 0<br>P: 4 | R: 0<br>E: 0<br>K: 1<br>S: 5 | H: 0<br>LOB: 0<br>BB: 0<br>P: 5 | 1B: 8<br>2B: 0<br>3B: 0<br>HR: 1 | SF: 0<br>SAC: 0<br>DP: 0<br>HBP: 0 |

| PITCHER                            | IP  | WLS | BF | H | R | ER | SO | BB | IBB | HBP | BLK | WP | HR | S  | P  | ERA  | WHIP  |
|------------------------------------|-----|-----|----|---|---|----|----|----|-----|-----|-----|----|----|----|----|------|-------|
| Luke Walker, L (1, 1)<br>ERA: 4.68 | 4.0 | L   | 20 | 7 | 4 | 4  | 3  | 1  | 0   | 0   | 0   | 0  | 1  | 25 | 29 | 9.00 | 2.000 |
| Bob Johnson, R (5, 1)<br>ERA: 2.55 | 3.0 |     | 14 | 2 | 0 | 0  | 2  | 1  | 1   | 0   | 0   | 0  | 0  | 16 | 24 | 0.00 | 1.000 |
| Dave Giusti, R (8, 1)<br>ERA: 1.86 | 1.0 |     | 3  | 0 | 0 | 0  | 1  | 0  | 0   | 0   | 0   | 0  | 0  | 5  | 5  | 0.00 | 0.000 |

**Pittsburgh Pirates @ New York Mets**  
**Shea Stadium, Flushing, NY**  
 Fri May 18 1973, 7:05 PM EDT  
 Att. 34,565 - Unknown

livebaseballscorecards.com



| Batter   | 1   | 2   | 3   | 4   | 5   | 6   | 7   | 8   | 9   | 10   | AB R H RBI BB SO LOB  | TOP                                     |   |    |    |      |       |       |
|--|---|---|---|---|---|---|---|---|---|--|---|---|---|----|----|------|-------|-------|
| Gene Clines, R (1, 8)<br>OBP: 0.343, SLG: 0.364      | 0-3<br>K  |   | x 0-0<br>L6-4-3                                     |   | x 0-0<br>CS<br>1B                                   |   | x 0-0<br>F9   |   | x 0-0<br>SH1-4                                      | 4 0 1 0 0 1 1  |   |   |   |    |    |      |       |       |
| Dave Cash, R (1, 4)<br>OBP: 0.386, SLG: 0.443        | 0-3<br>K  |   | x 0-0<br>1B<br>1B                                   |   | x 0-0<br>1B   |   | x 0-0<br>G4-6-3<br>1B                               |   | x 0-0<br>FC1-5<br>1B WP<br>HR                       | 5 1 3 0 0 1 1  |   |   |   |    |    |      |       |       |
| Manny Sanguillen, R (1, 9)<br>OBP: 0.340, SLG: 0.493 | 0-3<br>K  |   | x 0-0<br>1B   |   | x 0-0<br>F9   |   | x 0-0<br>G4-6-3                                     |   | x 0-0<br>HR<br>1B                                   | 5 1 2 0 0 1 2  |   |   |   |    |    |      |       |       |
| Willie Stargell, L (1, 7)<br>OBP: 0.394, SLG: 0.664  |   | x 0-0<br>1B<br>1B                                   | x 0-0<br>L6   |   |   | x 0-3<br>K  |   | x 0-3<br>K  | x 0-0<br>HR   | 5 1 2 3 0 2 2  |   |   |   |    |    |      |       |       |
| Bob Robertson, R (1, 3)<br>OBP: 0.418, SLG: 0.574    |   | x 0-0<br>1B<br>1B                                   |   | x 0-0<br>CS<br>1B                                   |   | x 0-0<br>F2   |   |   | x 0-0<br>HR   | 4 1 3 1 1 0 0  |   |   |   |    |    |      |       |       |
| Richie Hebner, L (1, 5)<br>OBP: 0.367, SLG: 0.410    |   | x 0-3<br>K  |   | x 0-0<br>F3   |   | x 0-0<br>FC6-4<br>1B                                |   | x 0-0<br>4-3  | x 0-0<br>4-3  | 5 0 1 0 0 1 4  |   |   |   |    |    |      |       |       |
| Gene Alley, R (1, 6)<br>OBP: 0.289, SLG: 0.366       |   | x 0-0<br>F9   |   | x 4-0<br>BB<br>BB                                   |   | x 0-0<br>FC6-4                                      |   | x 0-0<br>F7   |   | 2 0 0 0 1 0 3  |   |   |   |    |    |      |       |       |
| Ramon Hernandez, S (6, 1)                            |   |   |   |   |   |   |   |   |   | 0 0 0 0 0 0 0  |   |   |   |    |    |      |       |       |
| Al Oliver, L (9, PH)<br>OBP: 0.326, SLG: 0.531       |   |   |   |   |   |   |   |   |   | 1 0 0 0 0 0 0  |   |   |   |    |    |      |       |       |
| Dave Giusti, R (9, 1)<br>OBP: 1.000, SLG: 1.000      |   |   |   |   |   |   |   |   |   | 0 0 0 0 0 0 0  |   |   |   |    |    |      |       |       |
| Milt May, L (1, 2)<br>OBP: 0.349, SLG: 0.395         |   | x 0-3<br>K  |   | x 0-0<br>G3   |   |   | x 0-0<br>G3   |   | x 0-0<br>4-3  | 4 0 0 0 0 1 3  |   |   |   |    |    |      |       |       |
| Nelson Briles, R (1, 1)<br>OBP: 0.222, SLG: 0.278    |   |   | x 0-0<br>L6-4-3<br>1B                               |   | x 0-0<br>P6   |   | x 0-0<br>6-3  |   | x 0-0<br>FC1-5<br>SH1-4<br>1B                       | 2 0 1 0 0 0 0  |   |   |   |    |    |      |       |       |
| Rennie Stennett, R (6, 6)<br>OBP: 0.247, SLG: 0.386  |   |   |   |   |   |   |   |   |   | 2 0 1 0 0 0 0  |   |   |   |    |    |      |       |       |
| Inning Stats   | R: 0 H: 0<br>E: 0 LOB: 0<br>K: 3 BB: 0<br>S: 9 P: 9   | R: 0 H: 2<br>E: 0 LOB: 2<br>K: 2 BB: 0<br>S: 9 P: 9 | R: 0 H: 3<br>E: 0 LOB: 2<br>K: 0 BB: 0<br>S: 5 P: 5 | R: 0 H: 1<br>E: 0 LOB: 1<br>K: 0 BB: 1<br>S: 3 P: 7 | R: 0 H: 2<br>E: 0 LOB: 1<br>K: 0 BB: 0<br>S: 4 P: 4 | R: 0 H: 1<br>E: 0 LOB: 1<br>K: 1 BB: 0<br>S: 6 P: 6 | R: 0 H: 0<br>E: 0 LOB: 0<br>K: 0 BB: 0<br>S: 3 P: 3 | R: 0 H: 1<br>E: 0 LOB: 0<br>K: 1 BB: 0<br>S: 5 P: 5 | R: 1 H: 1<br>E: 0 LOB: 0<br>K: 0 BB: 0<br>S: 4 P: 4 | R: 3 H: 3<br>E: 0 LOB: 1<br>K: 0 BB: 1<br>S: 6 P: 10 | 1B: 12 SF: 0<br>2B: 0 SAC: 1<br>3B: 0 DP: 2<br>HR: 2 HBP: 0 | WP: 1 PA: 42<br>PB: 0<br>SB: 0<br>CS: 2 |   |    |    |      |       |       |
| PITCHER  | IP WLS BF H R ER SO BB IBB HBP BLK WP HR S P ERA WHIP |   |   |   |   |   |   |   |   |  |   |   |   |    |    |      |       |       |
| Jon Matlack, L (1, 1)<br>ERA: 4.38                   | 6.0   | L   | 25  | 9   | 0   | 0   | 6   | 1   | 0   | 0  | 0   | 0                                       | 1 | 2  | 18 | 22   | 9.00  | 1.500 |
| Tug McGraw, L (7, 1)<br>ERA: 5.19                    | 4.0   | L   | 17  | 5   | 4   | 4   | 1   | 1   | 0   | 0  | 0   | 1                                       | 2 | 18 | 22 | 9.00 | 1.500 |       |

Pittsburgh Pirates @ New York Mets  
 Shea Stadium, Flushing, NY  
 Sat May 19 1973, 3:33 AM EDT  
 Att. 32,622 - Unknown

livebaseballscorecards.com

AB 39  
 R 4  
 H 14  
 RBI 4  
 BB 2  
 SO 7  
 LOB 16



BOTTOM

Pittsburgh Pirates @ New York Mets  
Shea Stadium, Flushing, NY  
Sat May 19 1973, 3:33 AM EDT  
Att: 32,622 - Unknown

livebaseballscorecards.com

AB 35  
R 1  
H 9  
RBI 1  
BB 5  
SO 4  
LOB 15



WP: 0 PA: 42  
PB: 0  
SB: 0  
CS: 0

AB R H RBI BB SO LOB

3 0 1 0 2 0 0

5 0 0 0 0 1 6

5 0 0 0 0 0 0

4 1 1 1 1 0 0

5 0 2 0 0 1 1

4 0 2 0 0 0 2

2 0 1 0 2 0 2

1 0 0 0 0 1 0

1 0 0 0 0 1 3

0 0 0 0 0 0 0

1B: 7 SF: 0  
2B: 2 SAC: 2  
3B: 0 DP: 2  
HR: 1 HBP: 0

| Batter   | 1   | 2   | 3           | 4                     | 5                 | 6               | 7   | 8                  | 9          | 10        |
|--|-----|-----|-------------|-----------------------|-------------------|-----------------|-----|--------------------|------------|-----------|
| Wayne Garrett, L (1.4)<br>OBP: 0.388, SLG: 0.439   | F7  |     | F9-3<br>1B  |                       | 4-0<br>IBB        |                 | 4-3 |                    | 4-0<br>IBB |           |
| Jim Fregosi, R (1.5)<br>OBP: 0.311, SLG: 0.231     | 1-3 |     | F9-3<br>1-2 |                       | F3                |                 | F7  |                    | 0-3<br>K   |           |
| George Theodore, R (1.7)<br>OBP: 0.286, SLG: 0.304 | 6-3 |     |             | 4-3                   |                   | 5-3             | 5-3 |                    |            | 0-0<br>P3 |
| Rusty Staub, L (1.9)<br>OBP: 0.333, SLG: 0.391     |     | F7  |             | 4-0<br>G1-6-3<br>BB   |                   | 0-0<br>HR       |     | F9                 |            | 0-0<br>F9 |
| Ed Kranepool, L (1.3)<br>OBP: 0.351, SLG: 0.403    |     | 6-3 |             | 0-0<br>G1-6-3<br>1-2f |                   | 1B<br>1B        |     | F2                 |            | 0-0<br>2B |
| Jim Gosger, L (1.8)<br>OBP: 0.333, SLG: 0.289      |     |     | 1B<br>1B    |                       | G3                | 1-3<br>BB<br>1B |     | 0-3<br>K           |            | 0-0<br>F9 |
| Duffy Dyer, R (1.2)<br>OBP: 0.197, SLG: 0.141      |     |     | 1-2<br>1B   |                       | SH2-4<br>1B<br>1B |                 | P4  |                    | 0-0<br>6-3 |           |
| Bud Harrelson, S (1.6)<br>OBP: 0.362, SLG: 0.264   |     |     | 5-3         |                       | SH2-4<br>1B       | 1-2<br>BB       |     | 4-0<br>SH1-4<br>BB |            |           |
| Jon Matlack, L (1.1)<br>OBP: 0.385, SLG: 0.200     |     |     | 0-3<br>K    |                       | SH2-4             | 0-3<br>K        |     | 0-0<br>SH1-4       |            |           |
| John Milner, L (6, PH)<br>OBP: 0.439, SLG: 0.611   |     |     |             |                       |                   |                 |     |                    |            |           |
| Tug McGraw, R (7.1)                                |     |     |             |                       |                   |                 |     |                    |            |           |

| Inning Stats | R: 0 | H: 0 | E: 0 | K: 0 | S: 3 | R: 0 | H: 2 | E: 0 | K: 0 | S: 5 | R: 0 | H: 1 | E: 0 | K: 1 | S: 5 | R: 0 | H: 0 | E: 0 | K: 0 | S: 2 | R: 0 | H: 2 | E: 0 | K: 0 | S: 5 | R: 1 | H: 3 | E: 0 | K: 1 | S: 8 | R: 0 | H: 0 | E: 0 | K: 0 | S: 3 | R: 0 | H: 0 | E: 0 | K: 1 | S: 5 | R: 0 | H: 0 | E: 0 | K: 1 | S: 5 | R: 0 | H: 1 | E: 0 | K: 0 | S: 4 |
|--------------|------|------|------|------|------|------|------|------|------|------|------|------|------|------|------|------|------|------|------|------|------|------|------|------|------|------|------|------|------|------|------|------|------|------|------|------|------|------|------|------|------|------|------|------|------|------|------|------|------|------|
|              | 0    | 0    | 0    | 0    | 3    | 2    | 2    | 0    | 0    | 5    | 0    | 0    | 0    | 1    | 5    | 0    | 0    | 0    | 0    | 2    | 0    | 0    | 0    | 3    | 1    | 5    | 0    | 3    | 0    | 1    | 8    | 0    | 0    | 0    | 0    | 3    | 0    | 0    | 0    | 5    | 0    | 0    | 0    | 5    | 0    | 1    | 0    | 4    |      |      |

| PITCHER                              | IP  | WLS | BF | H | R | ER | SO | BB | IBB | HBP | BLK | WP | HR | S  | P  | ERA  | WHIP  |
|--------------------------------------|-----|-----|----|---|---|----|----|----|-----|-----|-----|----|----|----|----|------|-------|
| Nelson Briles, R (1.1)<br>ERA: 3.67  | 5.2 |     | 26 | 8 | 1 | 1  | 1  | 2  | 1   | 0   | 0   | 0  | 1  | 25 | 37 | 1.59 | 1.765 |
| Ramon Hernandez, L (6.1)<br>ERA: 4.3 | 2.1 |     | 7  | 0 | 0 | 0  | 2  | 0  | 0   | 0   | 0   | 0  | 0  | 11 | 11 | 0.00 | 0.000 |
| Dave Giusti, R (9.1)<br>ERA: 1.69    | 2.0 | W   | 9  | 1 | 0 | 0  | 1  | 1  | 1   | 0   | 0   | 0  | 0  | 9  | 17 | 0.00 | 1.000 |

**St. Louis Cardinals @ New York Mets**  
 Shea Stadium, Flushing, NY  
 Tue May 22 1973, 7:05 PM EDT  
 Att. 17,425 - Unknown

[livebaseballscorecards.com](http://livebaseballscorecards.com)

|            |           |
|------------|-----------|
| <b>AB</b>  | <b>33</b> |
| <b>R</b>   | <b>5</b>  |
| <b>H</b>   | <b>8</b>  |
| <b>RBI</b> | <b>5</b>  |
| <b>BB</b>  | <b>5</b>  |
| <b>SO</b>  | <b>5</b>  |
| <b>LOB</b> | <b>16</b> |



AB R H RBI BB SO LOB

|   |   |   |   |   |   |   |
|---|---|---|---|---|---|---|
| 5 | 0 | 1 | 2 | 0 | 2 | 2 |
| 5 | 0 | 2 | 0 | 0 | 0 | 2 |
| 5 | 0 | 0 | 0 | 0 | 0 | 5 |
| 3 | 1 | 1 | 0 | 1 | 1 | 1 |
| 3 | 1 | 1 | 0 | 1 | 1 | 1 |
| 4 | 1 | 1 | 1 | 0 | 0 | 2 |
| 2 | 0 | 0 | 0 | 1 | 0 | 1 |
| 3 | 1 | 0 | 0 | 1 | 0 | 2 |
| 3 | 1 | 2 | 2 | 1 | 1 | 0 |
| 0 | 0 | 0 | 0 | 0 | 0 | 0 |

|       |        |
|-------|--------|
| 1B: 6 | SF: 0  |
| 2B: 2 | SAC: 1 |
| 3B: 0 | DP: 1  |
| HR: 0 | HBP: 0 |

WP: 0 PA: 39

|    |   |     |   |
|----|---|-----|---|
| 1B | 6 | SF  | 0 |
| 2B | 2 | SAC | 1 |
| 3B | 0 | DP  | 1 |
| HR | 0 | HBP | 0 |

|    |   |    |    |
|----|---|----|----|
| WP | 0 | PA | 39 |
|----|---|----|----|

|       |        |
|-------|--------|
| WP: 0 | PA: 39 |
| PB: 0 |        |
| SB: 1 |        |
| CS: 0 |        |

Batter 1 2 3 4 5 6 7 8 9

|   |            |                       |                       |  |                      |                          |  |                      |
|---|------------|-----------------------|-----------------------|--|----------------------|--------------------------|--|----------------------|
| <b>Lou Brock, L</b><br>OBP: 0.323, SLG: 0.359<br>(1, 7) X       | 0-0<br>4-3 |                       | 0-0<br>4-3            |  | 0-3<br>K             | 0-0<br>FC5-4<br>1B       |  | 0-3<br>K             |
| <b>Ted Sizemore, R</b><br>OBP: 0.385, SLG: 0.394<br>(1, 4) X    | 0-0<br>2B  |                       | 0-0<br>5-3            |  | 0-0<br>FC6-4<br>1B   | 0-0<br>F8                |  | 0-0<br>L5            |
| <b>Luis Melendez, R</b><br>OBP: 0.291, SLG: 0.288<br>(1, 8) X   | 0-0<br>F8  |                       | 0-0<br>F8             |  | 0-0<br>FC6-4<br>1-2f | 0-0<br>FC5-4<br>1-2f     |  | 0-0<br>FC6-4<br>1-2f |
| <b>Ted Simmons, S</b><br>OBP: 0.346, SLG: 0.328<br>(1, 2) S S S | 0-3<br>K   |                       | 0-0<br>P6             |  | 0-0<br>S<br>1B       | 4-0<br>E7<br>BB          |  |                      |
| <b>Bill Stein, R</b><br>OBP: 0.344, SLG: 0.222<br>(1, 3)        |            | 4-0<br>BB<br>BB<br>BB | 0-0<br>G3-6-3<br>BB   |  | 0-0<br>F7            | 0-0<br>SH5-4<br>2B<br>1B |  | 0-3<br>K             |
| <b>Ken Reitz, R</b><br>OBP: 0.233, SLG: 0.331<br>(1, 5)         |            | 0-0<br>F8             | 0-0<br>F8             |  | 0-0<br>F8            | 0-0<br>SH5-4<br>2B<br>1B |  | 0-0<br>E7<br>IBB     |
| <b>Jose Cruz, L</b><br>OBP: 0.326, SLG: 0.395<br>(1, 9)         |            | 0-0<br>G3-6-3<br>1-2f | 0-0<br>G3-6-3<br>1-2f |  | 0-0<br>F5            | 0-0<br>SH5-4             |  | 4-0<br>FC6-4<br>IBB  |
| <b>Mike Tyson, R</b><br>OBP: 0.307, SLG: 0.290<br>(1, 6)        |            |                       | 0-0<br>1-6-3          |  | 0-0<br>F3            | 4-0<br>2B<br>1B<br>IBB   |  | 0-0<br>FC6-4<br>1-2f |
| <b>Rick Wise, R</b><br>OBP: 0.286, SLG: 0.292<br>(1, 1)         |            |                       | 0-3<br>K              |  | 0-0<br>1B            | 0-0<br>1B<br>2B          |  | 4-0<br>FC6-4<br>BB   |

|                     |                              |                                 |                              |                                 |                              |                                 |                              |                                 |                              |                                 |                              |                                 |                              |                                  |                              |                                  |                              |                                 |
|---------------------|------------------------------|---------------------------------|------------------------------|---------------------------------|------------------------------|---------------------------------|------------------------------|---------------------------------|------------------------------|---------------------------------|------------------------------|---------------------------------|------------------------------|----------------------------------|------------------------------|----------------------------------|------------------------------|---------------------------------|
| <b>Inning Stats</b> | R: 0<br>E: 0<br>K: 1<br>S: 6 | H: 1<br>LOB: 1<br>BB: 0<br>P: 6 | R: 0<br>E: 0<br>K: 0<br>S: 2 | H: 0<br>LOB: 0<br>BB: 1<br>P: 6 | R: 0<br>E: 0<br>K: 1<br>S: 5 | H: 0<br>LOB: 0<br>BB: 0<br>P: 5 | R: 0<br>E: 0<br>K: 0<br>S: 3 | H: 0<br>LOB: 0<br>BB: 0<br>P: 3 | R: 0<br>E: 0<br>K: 0<br>S: 3 | H: 0<br>LOB: 0<br>BB: 0<br>P: 3 | R: 0<br>E: 0<br>K: 1<br>S: 7 | H: 2<br>LOB: 2<br>BB: 0<br>P: 7 | R: 5<br>E: 0<br>K: 0<br>S: 8 | H: 5<br>LOB: 1<br>BB: 1<br>P: 12 | R: 0<br>E: 1<br>K: 1<br>S: 5 | H: 0<br>LOB: 2<br>BB: 2<br>P: 13 | R: 0<br>E: 0<br>K: 1<br>S: 5 | H: 0<br>LOB: 1<br>BB: 1<br>P: 9 |
|---------------------|------------------------------|---------------------------------|------------------------------|---------------------------------|------------------------------|---------------------------------|------------------------------|---------------------------------|------------------------------|---------------------------------|------------------------------|---------------------------------|------------------------------|----------------------------------|------------------------------|----------------------------------|------------------------------|---------------------------------|

|  |     |     |    |   |   |    |    |    |     |     |     |    |    |    |    |      |       |
|--|-----|-----|----|---|---|----|----|----|-----|-----|-----|----|----|----|----|------|-------|
| <b>PITCHER</b>                                 | IP  | WLS | BF | H | R | ER | SO | BB | IBB | HBP | BLK | WP | HR | S  | P  | ERA  | WHIP  |
| <b>Jerry Koosman, L</b><br>ERA: 2.54<br>(1, 1) | 6.1 | L   | 28 | 8 | 5 | 5  | 3  | 1  | 1   | 0   | 0   | 0  | 0  | 32 | 40 | 7.11 | 1.421 |
| <b>Phil Hennigan, R</b><br>ERA: 4.28<br>(7, 1) | 1.2 |     | 7  | 0 | 0 | 0  | 1  | 1  | 1   | 0   | 0   | 0  | 0  | 7  | 15 | 0.00 | 0.600 |
| <b>Tommy Moore, R</b><br>ERA:<br>(9, 1)        | 1.0 |     | 4  | 0 | 0 | 0  | 1  | 1  | 0   | 0   | 0   | 0  | 0  | 5  | 9  | 0.00 | 1.000 |

|                |    |     |    |   |   |    |    |    |     |     |     |    |    |   |   |     |      |
|----------------|----|-----|----|---|---|----|----|----|-----|-----|-----|----|----|---|---|-----|------|
| <b>PITCHER</b> | IP | WLS | BF | H | R | ER | SO | BB | IBB | HBP | BLK | WP | HR | S | P | ERA | WHIP |
|----------------|----|-----|----|---|---|----|----|----|-----|-----|-----|----|----|---|---|-----|------|



| Batter | 1 | 2 | 3 | 4 | 5 | 6 | 7 | 8 | 9 | AB R H RBI BB SO LOB |
|--------|---|---|---|---|---|---|---|---|---|----------------------|
|--------|---|---|---|---|---|---|---|---|---|----------------------|

|   |           |  |            |            |  |           |                     |           |                 |               |
|---|-----------|--|------------|------------|--|-----------|---------------------|-----------|-----------------|---------------|
| Wayne Garrett, L (1, 5)<br>OBP: 0.382, SLG: 0.424 | 0-3<br>K  |  | 0-0<br>4-3 |            |  | 0-3<br>K  |                     | 4-0<br>BB |                 | 3 0 0 0 1 2 1 |
| Ken Boswell, L (1, 4)<br>OBP: 0.238, SLG: 0.250   | 0-0<br>F8 |  |            | 0-0<br>1-3 |  | 0-0<br>F8 |                     | 0-3<br>K  |                 | 4 0 0 0 0 1 2 |
| Cleon Jones, R (1, 7)<br>OBP: 0.333, SLG: 0.421   | 0-3<br>K  |  |            | 0-0<br>4-3 |  |           | 0-0<br>1B<br>G1-6-3 |           | 0-0<br>1B<br>2B | 4 2 2 0 0 1 0 |

|  |  |            |  |           |            |  |                     |  |                 |               |
|--|--|------------|--|-----------|------------|--|---------------------|--|-----------------|---------------|
| Rusty Staub, L (1, 9)<br>OBP: 0.344, SLG: 0.402  |  | 0-0<br>4-3 |  | 0-0<br>1B |            |  | 0-0<br>1B<br>G1-6-3 |  | 0-0<br>1B<br>2B | 4 1 3 0 0 0 0 |
| Ed Kranepool, L (1, 3)<br>OBP: 0.346, SLG: 0.408 |  | 0-0<br>6-3 |  | 0-0<br>F7 |            |  | 0-0<br>G1-6-3       |  | 0-0<br>2B       | 4 0 1 2 0 0 2 |
| Jim Gosger, L (1, 8)<br>OBP: 0.309, SLG: 0.265   |  | 0-0<br>4-3 |  |           | 0-0<br>4-3 |  | 0-3<br>K            |  | 0-3<br>K        | 4 0 0 0 0 2 1 |

|   |  |  |                    |  |           |  |  |            |            |               |
|---|--|--|--------------------|--|-----------|--|--|------------|------------|---------------|
| Duffy Dyer, R (1, 2)<br>OBP: 0.200, SLG: 0.135    |  |  | 4-0<br>SH1-4<br>BB |  | 0-0<br>P4 |  |  | 0-0<br>F8  | 0-0<br>6-3 | 3 0 0 0 1 0 1 |
| Bud Harrelson, S (1, 6)<br>OBP: 0.351, SLG: 0.254 |  |  | 0-0<br>F7          |  | 0-0<br>F8 |  |  | 0-0<br>6-3 | 0-3<br>K   | 4 0 0 0 0 1 2 |

|   |  |  |              |  |  |          |  |           |  |               |
|---|--|--|--------------|--|--|----------|--|-----------|--|---------------|
| Jerry Koosman, R (1, 1)<br>OBP: 0.238, SLG: 0.200 |  |  | 0-0<br>SH1-4 |  |  | 0-3<br>K |  | 4-0<br>BB |  | 1 0 0 0 0 1 0 |
| Phil Hennigan, R (7, 1)<br>OBP: 0.333, SLG: 0.333 |  |  |              |  |  |          |  |           |  | 0 0 0 0 0 0 0 |
| John Milner, L (8, PH)<br>OBP: 0.448, SLG: 0.611  |  |  |              |  |  |          |  |           |  | 0 0 0 0 1 0 0 |
| Tommy Moore, R (9, 1)                             |  |  |              |  |  |          |  |           |  | 0 0 0 0 0 0 0 |

|              |                              |                                 |                              |                                 |                              |                                 |                              |                                 |                              |                                 |                              |                                 |                              |                                 |                              |                                  |                               |                                  |                                  |                                    |                                  |        |
|--------------|------------------------------|---------------------------------|------------------------------|---------------------------------|------------------------------|---------------------------------|------------------------------|---------------------------------|------------------------------|---------------------------------|------------------------------|---------------------------------|------------------------------|---------------------------------|------------------------------|----------------------------------|-------------------------------|----------------------------------|----------------------------------|------------------------------------|----------------------------------|--------|
| Inning Stats | R: 0<br>E: 0<br>K: 2<br>S: 7 | H: 0<br>LOB: 0<br>BB: 0<br>P: 7 | R: 0<br>E: 0<br>K: 0<br>S: 3 | H: 0<br>LOB: 0<br>BB: 0<br>P: 3 | R: 0<br>E: 0<br>K: 0<br>S: 3 | H: 0<br>LOB: 1<br>BB: 1<br>P: 7 | R: 0<br>E: 0<br>K: 0<br>S: 4 | H: 1<br>LOB: 1<br>BB: 0<br>P: 4 | R: 0<br>E: 0<br>K: 0<br>S: 3 | H: 0<br>LOB: 0<br>BB: 0<br>P: 3 | R: 0<br>E: 0<br>K: 2<br>S: 7 | H: 0<br>LOB: 0<br>BB: 0<br>P: 7 | R: 1<br>E: 0<br>K: 1<br>S: 6 | H: 2<br>LOB: 0<br>BB: 0<br>P: 6 | R: 0<br>E: 0<br>K: 1<br>S: 5 | H: 0<br>LOB: 2<br>BB: 2<br>P: 13 | R: 2<br>E: 0<br>K: 2<br>S: 10 | H: 3<br>LOB: 1<br>BB: 0<br>P: 10 | 1B: 5<br>2B: 1<br>3B: 0<br>HR: 0 | SF: 0<br>SAC: 1<br>DP: 1<br>HBP: 0 | WP: 0<br>PB: 0<br>SB: 0<br>CS: 0 | PA: 35 |
|--------------|------------------------------|---------------------------------|------------------------------|---------------------------------|------------------------------|---------------------------------|------------------------------|---------------------------------|------------------------------|---------------------------------|------------------------------|---------------------------------|------------------------------|---------------------------------|------------------------------|----------------------------------|-------------------------------|----------------------------------|----------------------------------|------------------------------------|----------------------------------|--------|

| PITCHER                            | IP  | WLS | BF | H | R | ER | SO | BB | IBB | HBP | BLK | WP | HR | S  | P  | ERA  | WHIP  |
|------------------------------------|-----|-----|----|---|---|----|----|----|-----|-----|-----|----|----|----|----|------|-------|
| Rick Wise, R (1, 1)<br>ERA: 3.59   | 8.0 | W   | 31 | 5 | 3 | 3  | 6  | 3  | 0   | 0   | 0   | 0  | 0  | 40 | 52 | 3.38 | 1.000 |
| Diego Segui, R (9, 1)<br>ERA: 1.59 | 1.0 | S   | 4  | 1 | 0 | 0  | 2  | 0  | 0   | 0   | 0   | 0  | 0  | 8  | 8  | 0.00 | 1.000 |

**BOTTOM**

**St. Louis Cardinals @ New York Mets**  
 Shea Stadium, Flushing, NY  
 Tue May 22 1973, 7:05 PM EDT  
 Att. 17,425 - Unknown

livebaseballscorecards.com

|            |           |
|------------|-----------|
| <b>AB</b>  | <b>31</b> |
| <b>R</b>   | <b>3</b>  |
| <b>H</b>   | <b>6</b>  |
| <b>RBI</b> | <b>2</b>  |
| <b>BB</b>  | <b>3</b>  |
| <b>SO</b>  | <b>8</b>  |
| <b>LOB</b> | <b>9</b>  |



| Batter  | 1   | 2                      | 3                    | 4                      | 5                    | 6                      | 7                    | 8                      | 9                    | 10                     | 11                   | 12                     | 13                   | 14                     | 15                   | 16                     | 17                   | 18                      | 19                   | AB  | R                    | H                      | RBI                  | BB                     | SO                   | LOB                     | TOP                               |                                    |                                  |        |
|---|---|------------------------|----------------------|------------------------|----------------------|------------------------|----------------------|------------------------|----------------------|------------------------|----------------------|------------------------|----------------------|------------------------|----------------------|------------------------|----------------------|-------------------------|----------------------|---|----------------------|------------------------|----------------------|------------------------|----------------------|-------------------------|-----------------------------------|------------------------------------|----------------------------------|--------|
| Wayne Garrett, L (1, 5)<br>OBP: 0.357, SLG: 0.389   | F8  |                        | G6-3<br>1B           |                        | G4-6-3               |                        | K                    |                        | F8                   |                        |                      | K                      |                      | E9<br>1B               |                      | F7                     |                      | K                       | K                    | 10  | 0                    | 1                      | 0                    | 0                      | 4                    | 8                       |                                   |                                    |                                  |        |
| Felix Milan, R (1, 4)<br>OBP: 0.293, SLG: 0.316     | 6-3   |                        | G6-3<br>1B           |                        |                      | F8                     | F9                   |                        | 5-3                  |                        |                      | 6-3                    |                      |                        |                      | E6                     |                      | 5-3                     |                      | 9   | 0                    | 1                      | 0                    | 0                      | 0                    | 5                       |                                   |                                    |                                  |        |
| Cleon Jones, R (1, 8)<br>OBP: 0.333, SLG: 0.424     | FC5<br>1B   |                        | 1-3                  |                        |                      | 5-3                    |                      |                        |                      | P5                     |                      |                        |                      | F9                     |                      |                        |                      |                         |                      | 9   | 2                    | 3                      | 0                    | 0                      | 2                    | 3                       |                                   |                                    |                                  |        |
| Jim Gosger, L (19, 8)<br>OBP: 0.309, SLG: 0.265     | FC5<br>1B   |                        |                      |                        |                      |                        |                      | 1B<br>2B               |                      |                        |                      | K                      |                      |                        |                      |                        |                      |                         |                      | 0   | 0                    | 0                      | 0                    | 0                      | 0                    | 0                       |                                   |                                    |                                  |        |
| Rusty Staub, L (1, 9)<br>OBP: 0.356, SLG: 0.418     |   |                        |                      |                        |                      | 1-3                    |                      |                        |                      | F7                     |                      |                        |                      | 4-3                    |                      | P6                     |                      |                         |                      | 9   | 1                    | 5                      | 1                    | 0                      | 0                    | 0                       |                                   |                                    |                                  |        |
| Jim Beauchamp, R (1, 3)<br>OBP: 0.375, SLG: 0.286   |   |                        |                      |                        |                      |                        |                      |                        |                      |                        |                      |                        |                      |                        |                      |                        |                      |                         |                      |   |                      |                        |                      |                        |                      |                         |                                   |                                    |                                  |        |
| George Stone, L (13, 1)<br>OBP: 0.333, SLG: 0.333   | FC5   |                        |                      |                        |                      | K                      | F8                   | F2                     |                      | E6                     |                      |                        |                      |                        |                      | 1-3                    |                      |                         |                      | 4   | 0                    | 0                      | 0                    | 0                      | 1                    | 5                       |                                   |                                    |                                  |        |
| Ken Boswell, L (19, PH)<br>OBP: 0.273, SLG: 0.286   |   |                        |                      |                        |                      |                        |                      |                        |                      |                        |                      |                        |                      |                        |                      |                        |                      |                         |                      | 2   | 0                    | 0                      | 0                    | 0                      | 1                    |                         |                                   |                                    |                                  |        |
| Jim McAndrew, R (19, 1)<br>OBP: 0.417, SLG: 0.250   |   |                        |                      |                        |                      |                        |                      |                        |                      |                        |                      |                        |                      |                        |                      |                        |                      |                         |                      | 1   | 1                    | 1                      | 1                    | 0                      | 0                    | 0                       |                                   |                                    |                                  |        |
| George Theodore, R (1, 7)<br>OBP: 0.316, SLG: 0.321 |   |                        |                      |                        |                      |                        |                      |                        |                      |                        |                      |                        |                      |                        |                      |                        |                      |                         |                      | 0   | 0                    | 0                      | 0                    | 0                      | 0                    | 0                       |                                   |                                    |                                  |        |
| Jerry May, R (1, 2)<br>OBP: 0.270, SLG: 0.273       |   |                        |                      |                        |                      |                        |                      |                        |                      |                        |                      |                        |                      |                        |                      |                        |                      |                         |                      | 7   | 1                    | 3                      | 1                    | 1                      | 1                    | 3                       |                                   |                                    |                                  |        |
| Ted Martinez, R (7, PR)<br>OBP: 0.273, SLG: 0.232   |   |                        |                      |                        |                      |                        |                      |                        |                      |                        |                      |                        |                      |                        |                      |                        |                      |                         |                      |   |                      |                        |                      |                        |                      |                         |                                   |                                    |                                  |        |
| Duffy Dyer, R (7, 2)<br>OBP: 0.206, SLG: 0.128      |   |                        |                      |                        |                      |                        |                      |                        |                      |                        |                      |                        |                      |                        |                      |                        |                      |                         |                      | 3   | 0                    | 2                      | 0                    | 0                      | 0                    | 0                       |                                   |                                    |                                  |        |
| Bud Harrelson, S (1, 6)<br>OBP: 0.350, SLG: 0.262   |   |                        |                      |                        |                      |                        |                      |                        |                      |                        |                      |                        |                      |                        |                      |                        |                      |                         |                      | 0   | 0                    | 0                      | 0                    | 0                      | 0                    | 0                       |                                   |                                    |                                  |        |
| Tom Seaver, R (1, 1)<br>OBP: 0.162, SLG: 0.125      |   |                        |                      |                        |                      |                        |                      |                        |                      |                        |                      |                        |                      |                        |                      |                        |                      |                         |                      | 4   | 1                    | 0                      | 0                    | 2                      | 2                    | 6                       |                                   |                                    |                                  |        |
| Jim Fingers, R (7, PH)<br>OBP: 0.251, SLG: 0.231    |   |                        |                      |                        |                      |                        |                      |                        |                      |                        |                      |                        |                      |                        |                      |                        |                      |                         |                      | 8   | 0                    | 2                      | 1                    | 1                      | 2                    | 6                       |                                   |                                    |                                  |        |
| Tug McGraw, R (8, 1)<br>OBP: 0.338, SLG: 0.333      |   |                        |                      |                        |                      |                        |                      |                        |                      |                        |                      |                        |                      |                        |                      |                        |                      |                         |                      | 0   | 0                    | 0                      | 0                    | 0                      | 0                    | 0                       |                                   |                                    |                                  |        |
| Ed Kranepool, L (8, 3)<br>OBP: 0.167, SLG: 0.167    |   |                        |                      |                        |                      |                        |                      |                        |                      |                        |                      |                        |                      |                        |                      |                        |                      |                         |                      | 0   | 1                    | 0                      | 0                    | 0                      | 0                    | 0                       |                                   |                                    |                                  |        |
| John Milner, R (13, PH)<br>OBP: 0.345, SLG: 0.420   |   |                        |                      |                        |                      |                        |                      |                        |                      |                        |                      |                        |                      |                        |                      |                        |                      |                         |                      | 5   | 0                    | 2                      | 2                    | 0                      | 1                    | 0                       |                                   |                                    |                                  |        |
| Jon Matlack, L (13, PR)<br>OBP: 0.365, SLG: 0.290   |   |                        |                      |                        |                      |                        |                      |                        |                      |                        |                      |                        |                      |                        |                      |                        |                      |                         |                      | 0   | 0                    | 0                      | 0                    | 0                      | 0                    | 0                       |                                   |                                    |                                  |        |
| <b>Inning Stats</b>                                 | R: 0<br>E: 0<br>K: 5  | H: 2<br>LOB: 2<br>P: 5 | R: 0<br>E: 0<br>K: 3 | H: 0<br>LOB: 0<br>P: 3 | R: 1<br>E: 0<br>K: 4 | H: 2<br>LOB: 0<br>P: 4 | R: 0<br>E: 0<br>K: 5 | H: 1<br>LOB: 0<br>P: 5 | R: 0<br>E: 0<br>K: 4 | H: 2<br>LOB: 1<br>P: 4 | R: 0<br>E: 0<br>K: 3 | H: 0<br>LOB: 0<br>P: 7 | R: 0<br>E: 1<br>K: 7 | H: 1<br>LOB: 1<br>P: 4 | R: 0<br>E: 0<br>K: 7 | H: 0<br>LOB: 0<br>P: 7 | R: 0<br>E: 0<br>K: 3 | H: 0<br>LOB: 2<br>P: 11 | R: 0<br>E: 1<br>K: 6 | H: 0<br>LOB: 1<br>P: 6  | R: 0<br>E: 0<br>K: 7 | H: 2<br>LOB: 2<br>P: 7 | R: 0<br>E: 0<br>K: 7 | H: 0<br>LOB: 0<br>P: 7 | R: 4<br>E: 0<br>K: 9 | H: 4<br>LOB: 1<br>P: 13 | 1B: 18<br>2B: 4<br>3B: 0<br>HR: 0 | SF: 0<br>SAC: 2<br>DP: 4<br>HBP: 0 | WP: 0<br>PB: 1<br>SB: 1<br>CS: 0 | PA: 82 |
| <b>PITCHER</b>                                      | IP<br>WLS<br>BF<br>H<br>R<br>ER<br>SO<br>BB<br>IBB<br>HBP<br>BLK<br>WP<br>HR<br>S<br>P<br>ERA<br>WHIP |                        |                      |                        |                      |                        |                      |                        |                      |                        |                      |                        |                      |                        |                      |                        |                      |                         |                      | IP<br>WLS<br>BF<br>H<br>R<br>ER<br>SO<br>BB<br>IBB<br>HBP<br>BLK<br>WP<br>HR<br>S<br>P<br>ERA<br>WHIP |                      |                        |                      |                        |                      |                         |                                   |                                    |                                  |        |
| Tommy John, L (1, 1)<br>ERA: 3.24                   | 6.1<br>1.0<br>26<br>10<br>2<br>2<br>1<br>0<br>0<br>0<br>0<br>0<br>0<br>28<br>28<br>2.84<br>1.579      |                        |                      |                        |                      |                        |                      |                        |                      |                        |                      |                        |                      |                        |                      |                        |                      |                         |                      | 4.0<br>L<br>20<br>6<br>4<br>4<br>5<br>1<br>0<br>0<br>0<br>0<br>0<br>29<br>33<br>9.00<br>1.750         |                      |                        |                      |                        |                      |                         |                                   |                                    |                                  |        |
| Pete Richert, L (7, 1)<br>ERA: 2.19                 | 1.0<br>0.2<br>7<br>3<br>1<br>1<br>1<br>0<br>1<br>0<br>0<br>0<br>0<br>8<br>12<br>9.00<br>3.000         |                        |                      |                        |                      |                        |                      |                        |                      |                        |                      |                        |                      |                        |                      |                        |                      |                         |                      |   |                      |                        |                      |                        |                      |                         |                                   |                                    |                                  |        |
| George Culver, R (8, 1)<br>ERA: 3.15                | 0.2<br>1<br>0<br>0<br>0<br>0<br>0<br>0<br>0<br>0<br>0<br>0<br>0<br>1<br>1<br>0.00<br>0.000            |                        |                      |                        |                      |                        |                      |                        |                      |                        |                      |                        |                      |                        |                      |                        |                      |                         |                      |   |                      |                        |                      |                        |                      |                         |                                   |                                    |                                  |        |
| Jim Brewer, L (9, 1)<br>ERA: 1.71                   | 2.0<br>8<br>1<br>0<br>0<br>0<br>1<br>0<br>0<br>0<br>0<br>0<br>7<br>11<br>0.00<br>1.000                |                        |                      |                        |                      |                        |                      |                        |                      |                        |                      |                        |                      |                        |                      |                        |                      |                         |                      |   |                      |                        |                      |                        |                      |                         |                                   |                                    |                                  |        |
| Charlie Hough, R (11, 1)<br>ERA: 2.33               | 5.0<br>20<br>2<br>0<br>0<br>6<br>3<br>0<br>0<br>0<br>0<br>0<br>29<br>41<br>0.00<br>1.000              |                        |                      |                        |                      |                        |                      |                        |                      |                        |                      |                        |                      |                        |                      |                        |                      |                         |                      |   |                      |                        |                      |                        |                      |                         |                                   |                                    |                                  |        |

New York Mets @ Los Angeles Dodgers  
Dodger Stadium, Los Angeles, CA  
Thu May 24 1973, 7:05 PM PDT  
Att. 27,580 - Unknown

AB 74  
R 7  
H 22  
RBI 6  
BB 6  
SO 13  
LOB 39



livebaseballscorecards.com


| Batter  | 1                            | 2                               | 3                            | 4                               | 5                            | 6                               | 7                            | 8                               | 9                            | 10                              | 11                           | 12                              | 13                           | 14                               | 15                           | 16                              | 17                           | 18                              | 19                           | AB                              | R                            | H                               | RBI                          | BB                              | SO                           | LOB                             |                              |                                 |                              |                                 |                              |                                 |                              |                                 |                              |                                 |                                   |                                    |                                  |        |
|---|------------------------------|---------------------------------|------------------------------|---------------------------------|------------------------------|---------------------------------|------------------------------|---------------------------------|------------------------------|---------------------------------|------------------------------|---------------------------------|------------------------------|----------------------------------|------------------------------|---------------------------------|------------------------------|---------------------------------|------------------------------|---------------------------------|------------------------------|---------------------------------|------------------------------|---------------------------------|------------------------------|---------------------------------|------------------------------|---------------------------------|------------------------------|---------------------------------|------------------------------|---------------------------------|------------------------------|---------------------------------|------------------------------|---------------------------------|-----------------------------------|------------------------------------|----------------------------------|--------|
| Davey Lopes, R (1, 4)<br>OBP: 0.424, SLG: 0.425     | G4-6-3<br>1B                 |                                 | 6-3                          | K                               |                              |                                 | P3                           |                                 | 6-3                          |                                 | 6-3                          |                                 | 1-3                          |                                  | 1B                           |                                 | 6-3<br>IBB                   |                                 | FC4-6                        | 9                               | 0                            | 2                               | 0                            | 1                               | 1                            | 3                               |                              |                                 |                              |                                 |                              |                                 |                              |                                 |                              |                                 |                                   |                                    |                                  |        |
| Bill Buckner, L (1, 3)<br>OBP: 0.303, SLG: 0.337    | G4-6-3<br>1-2f               |                                 | 4-3<br>1B                    |                                 | 4-3                          |                                 | G1                           |                                 | G6-4-3<br>BB                 |                                 | 6-3                          |                                 | 6-3                          |                                  | 6-3                          |                                 | 6-3                          |                                 | 1-2<br>2-3                   | 8                               | 1                            | 1                               | 0                            | 1                               | 0                            | 4                               |                              |                                 |                              |                                 |                              |                                 |                              |                                 |                              |                                 |                                   |                                    |                                  |        |
| Manny Mota, R (1, 7)<br>OBP: 0.391, SLG: 0.390      | K                            |                                 | 4-3                          |                                 | 5-3                          |                                 | P3                           |                                 | G6-4-3                       |                                 | 4-3                          |                                 |                              |                                  |                              |                                 | F8                           |                                 | L4                           | 9                               | 0                            | 0                               | 0                            | 0                               | 1                            | 4                               |                              |                                 |                              |                                 |                              |                                 |                              |                                 |                              |                                 |                                   |                                    |                                  |        |
| Willie Davis, L (1, 8)<br>OBP: 0.330, SLG: 0.459    |                              | 4-3<br>E<br>1B                  | FC6-4<br>1B                  |                                 |                              |                                 |                              | E<br>FC6-2<br>1B                |                              | 1B<br>G5-2-3<br>1B              |                              | 3-1                             |                              | E<br>1B                          |                              | 4-3                             |                              | F7                              |                              | 9                               | 1                            | 6                               | 1                            | 0                               | 0                            | 0                               |                              |                                 |                              |                                 |                              |                                 |                              |                                 |                              |                                 |                                   |                                    |                                  |        |
| Joe Ferguson, R (1, 2)<br>OBP: 0.397, SLG: 0.538    | 4-3                          |                                 | FC6-4                        |                                 | K                            |                                 |                              | FC6-2<br>BB                     |                              | S5-2-3<br>IBB<br>1B             |                              | BB<br>G5-2-3<br>1B              |                              | E5                               |                              | 1B<br>BB                        |                              | 5-3                             |                              | 7                               | 0                            | 2                               | 0                            | 2                               | 1                            | 4                               |                              |                                 |                              |                                 |                              |                                 |                              |                                 |                              |                                 |                                   |                                    |                                  |        |
| Willie Crawford, L (1, 9)<br>OBP: 0.409, SLG: 0.433 | E3<br>1B<br>SF9              |                                 | 1B<br>FC3-2<br>1B            |                                 |                              | G1-5-3<br>BB<br>1B              |                              | P6                              |                              | G5-2-3<br>IBB                   |                              | 1B                              |                              | K                                |                              |                                 |                              |                                 | K                            | 8                               | 1                            | 4                               | 0                            | 1                               | 2                            | 4                               |                              |                                 |                              |                                 |                              |                                 |                              |                                 |                              |                                 |                                   |                                    |                                  |        |
| Ron Cey, R (1, 5)<br>OBP: 0.382, SLG: 0.408         |                              |                                 | 1B                           |                                 |                              | 1-2<br>BB                       |                              | FC6-2<br>BB                     |                              | G5-2-3                          |                              | 1-2<br>2-3<br>3-H               |                              | F9                               |                              |                                 | F9                           |                                 |                              | 6                               | 0                            | 2                               | 0                            | 3                               | 0                            | 7                               |                              |                                 |                              |                                 |                              |                                 |                              |                                 |                              |                                 |                                   |                                    |                                  |        |
| Bill Russell, R (1, 6)<br>OBP: 0.283, SLG: 0.333    | SF9                          |                                 | 1B                           |                                 | K                            |                                 | K                            | FC6-2                           |                              | IBB                             |                              | G5-2-3                          |                              |                                  |                              |                                 |                              |                                 |                              | 7                               | 0                            | 1                               | 1                            | 1                               | 2                            | 10                              |                              |                                 |                              |                                 |                              |                                 |                              |                                 |                              |                                 |                                   |                                    |                                  |        |
| Tommy John, R (1, 1)<br>ERA: 0.00                   | 4-3                          |                                 | FC3-2                        |                                 | G1-5-3                       |                                 | F9                           |                                 | 5-3                          |                                 |                              |                                 | P4                           |                                  |                              |                                 |                              |                                 | FC4-6<br>1B                  | 3                               | 0                            | 0                               | 0                            | 0                               | 0                            | 0                               |                              |                                 |                              |                                 |                              |                                 |                              |                                 |                              |                                 |                                   |                                    |                                  |        |
| Inning Stats  | R: 0<br>E: 0<br>K: 1<br>S: 5 | H: 1<br>LOB: 0<br>BB: 0<br>P: 5 | R: 2<br>E: 1<br>K: 0<br>S: 6 | H: 2<br>LOB: 1<br>BB: 0<br>P: 6 | R: 1<br>E: 0<br>K: 0<br>S: 5 | H: 2<br>LOB: 1<br>BB: 0<br>P: 5 | R: 0<br>E: 0<br>K: 2<br>S: 9 | H: 1<br>LOB: 1<br>BB: 0<br>P: 9 | R: 0<br>E: 0<br>K: 1<br>S: 6 | H: 1<br>LOB: 1<br>BB: 0<br>P: 6 | R: 0<br>E: 0<br>K: 1<br>S: 6 | H: 0<br>LOB: 0<br>BB: 1<br>P: 6 | R: 0<br>E: 0<br>K: 0<br>S: 2 | H: 2<br>LOB: 3<br>BB: 2<br>P: 12 | R: 0<br>E: 0<br>K: 0<br>S: 4 | H: 0<br>LOB: 0<br>BB: 1<br>P: 3 | R: 0<br>E: 0<br>K: 0<br>S: 4 | H: 1<br>LOB: 2<br>BB: 0<br>P: 7 | R: 0<br>E: 0<br>K: 0<br>S: 4 | H: 1<br>LOB: 1<br>BB: 1<br>P: 4 | R: 0<br>E: 0<br>K: 0<br>S: 4 | H: 0<br>LOB: 2<br>BB: 1<br>P: 8 | R: 0<br>E: 0<br>K: 0<br>S: 3 | H: 1<br>LOB: 0<br>BB: 0<br>P: 3 | R: 0<br>E: 0<br>K: 0<br>S: 3 | H: 1<br>LOB: 0<br>BB: 0<br>P: 3 | R: 0<br>E: 0<br>K: 0<br>S: 4 | H: 1<br>LOB: 2<br>BB: 1<br>P: 8 | R: 0<br>E: 0<br>K: 0<br>S: 4 | H: 0<br>LOB: 0<br>BB: 1<br>P: 5 | R: 0<br>E: 0<br>K: 0<br>S: 4 | H: 1<br>LOB: 1<br>BB: 0<br>P: 4 | R: 0<br>E: 0<br>K: 0<br>S: 4 | H: 0<br>LOB: 0<br>BB: 0<br>P: 5 | R: 0<br>E: 0<br>K: 0<br>S: 4 | H: 1<br>LOB: 2<br>BB: 1<br>P: 4 | 1B: 19<br>2B: 0<br>3B: 0<br>HR: 0 | SF: 1<br>SAC: 1<br>DP: 5<br>HBP: 0 | WP: 0<br>PB: 0<br>SB: 1<br>CS: 0 | PA: 82 |


**BOTTOM**

**New York Mets @ Los Angeles Dodgers**  
Dodger Stadium, Los Angeles, CA

Thu May 24 1973, 7:05 PM PDT  
Att. 27,580 - Unknown

|     |    |
|-----|----|
| AB  | 71 |
| R   | 3  |
| H   | 19 |
| RBI | 2  |
| BB  | 9  |
| SO  | 7  |
| LOB | 47 |



| Batter  | 1   | 2                               | 3                            | 4                               | 5                            | 6                               | 7                            | 8                               | 9                            | AB R H RBI BB SO LOB   | TOP   |                                 |                              |                                 |                              |                                 |                              |                                 |                                  |                                    |                                  |        |
|---|---|---------------------------------|------------------------------|---------------------------------|------------------------------|---------------------------------|------------------------------|---------------------------------|------------------------------|--|---|---------------------------------|------------------------------|---------------------------------|------------------------------|---------------------------------|------------------------------|---------------------------------|----------------------------------|------------------------------------|----------------------------------|--------|
| Wayne Garrett, L (1, 5)<br>OBP: 0.368, SLG: 0.394   | 0-0<br>CS<br>1B                                       |                                 | 0-0<br>1B                    |                                 | 4-0<br>SH5-3<br>BB           |                                 | 0-0<br>F9                    |                                 | 0-0<br>F3                    | 4 0 2 0 1 0 2  |   |                                 |                              |                                 |                              |                                 |                              |                                 |                                  |                                    |                                  |        |
| Felix Millan, R (1, 4)<br>OBP: 0.299, SLG: 0.321    | 0-3<br>K  |                                 | 0-0<br>G6-4-3<br>1B          |                                 | 0-0<br>SH5-3                 |                                 |                              | 0-0<br>F8<br>FC4-6<br>1B        | 0-0<br>FC5                   | 4 1 2 1 0 1 3  |   |                                 |                              |                                 |                              |                                 |                              |                                 |                                  |                                    |                                  |        |
| George Theodore, R (1, 7)<br>OBP: 0.311, SLG: 0.316 | 0-0<br>3-1  |                                 | 0-0<br>G6-4-3                |                                 | 0-0<br>5-3                   |                                 |                              | 0-0<br>FC4-6<br>1B              |                              | 4 0 1 0 0 0 3  |   |                                 |                              |                                 |                              |                                 |                              |                                 |                                  |                                    |                                  |        |
| Rusty Staub, L (1, 9)<br>OBP: 0.353, SLG: 0.410     |   | 4-0<br>PB<br>S<br>BB            |                              | 0-0<br>4-3                      | 0-0<br>4-3                   |                                 |                              | 0-0<br>F8                       |                              | 3 0 0 0 1 0 3  |   |                                 |                              |                                 |                              |                                 |                              |                                 |                                  |                                    |                                  |        |
| Jim Fregosi, R (1, 3)<br>OBP: 0.318, SLG: 0.232     |   | 0-0<br>6-3                      |                              | 0-0<br>BB<br>1B                 |                              | 0-0<br>E5<br>G1-6-3             |                              | 0-0<br>FC4-6<br>FC5-4           |                              | 4 1 1 1 0 0 2  |   |                                 |                              |                                 |                              |                                 |                              |                                 |                                  |                                    |                                  |        |
| Ted Martinez, R (1, 8)<br>OBP: 0.272, SLG: 0.224    |   | 0-3<br>K                        |                              | 4-0<br>1B<br>FC5-4<br>BB        |                              | 0-0<br>G1-6-3                   |                              | 0-0<br>FC5-4                    |                              | 3 1 0 0 1 1 3  |   |                                 |                              |                                 |                              |                                 |                              |                                 |                                  |                                    |                                  |        |
| Duffy Dyer, R (1, 2)<br>OBP: 0.211, SLG: 0.134      |   | 0-0<br>4-3                      |                              | 0-0<br>FC5-4<br>1B              |                              | 0-3<br>K                        |                              |                                 | 0-0<br>6-3                   | 4 0 1 1 0 1 1  | AB 33<br>R 4<br>H 9<br>RBI 4<br>BB 4<br>SO 4<br>LOB 20                                |                                 |                              |                                 |                              |                                 |                              |                                 |                                  |                                    |                                  |        |
| Bud Harrelson, S (1, 6)<br>OBP: 0.354, SLG: 0.270   |   |                                 | 0-0<br>1B<br>1B              |                                 | 0-0<br>FC5-4                 |                                 | 0-0<br>5-3                   |                                 | 0-0<br>FC5<br>BB<br>1B       | 4 1 2 1 0 0 1  |   |                                 |                              |                                 |                              |                                 |                              |                                 |                                  |                                    |                                  |        |
| Jon Matlack, L (1, 1)<br>OBP: 0.333, SLG: 0.167     |   |                                 | 0-3<br>K                     |                                 | 0-0<br>G3                    |                                 | 0-0<br>1-3                   |                                 | 4-0<br>BB<br>BB<br>BB        | 2 0 0 0 0 0 1 2<br>1 0 0 0 0 0 0 0<br>0 0 0 0 0 0 0 0<br>0 0 0 0 0 0 0 0<br>0 0 0 0 0 1 0 0<br>0 0 0 0 0 0 0 0 |  |                                 |                              |                                 |                              |                                 |                              |                                 |                                  |                                    |                                  |        |
| Ken Boswell, L (7, PH)<br>OBP: 0.261, SLG: 0.273    |   |                                 |                              |                                 |                              |                                 |                              |                                 |                              |  |   |                                 |                              |                                 |                              |                                 |                              |                                 |                                  |                                    |                                  |        |
| Ray Sadecki, L (7, 1)                               |   |                                 |                              |                                 |                              |                                 |                              |                                 |                              |  |   |                                 |                              |                                 |                              |                                 |                              |                                 |                                  |                                    |                                  |        |
| Phil Hennigan, R (8, 1)<br>OBP: 0.353, SLG: 0.333   |   |                                 |                              |                                 |                              |                                 |                              |                                 |                              |  |   |                                 |                              |                                 |                              |                                 |                              |                                 |                                  |                                    |                                  |        |
| Jim Beauchamp, R (9, PH)<br>OBP: 0.400, SLG: 0.286  |   |                                 |                              |                                 |                              |                                 |                              |                                 |                              |  |   |                                 |                              |                                 |                              |                                 |                              |                                 |                                  |                                    |                                  |        |
| Jim McAndrew, R (9, PR)<br>OBP: 0.417, SLG: 0.250   |   |                                 |                              |                                 |                              |                                 |                              |                                 |                              |  |   |                                 |                              |                                 |                              |                                 |                              |                                 |                                  |                                    |                                  |        |
| Inning Stats  | R: 0<br>E: 0<br>K: 1<br>S: 5                          | H: 1<br>LOB: 0<br>BB: 0<br>P: 5 | R: 0<br>E: 0<br>K: 1<br>S: 5 | H: 0<br>LOB: 1<br>BB: 1<br>P: 9 | R: 1<br>E: 0<br>K: 1<br>S: 7 | H: 3<br>LOB: 1<br>BB: 0<br>P: 7 | R: 2<br>E: 0<br>K: 0<br>S: 5 | H: 2<br>LOB: 1<br>BB: 1<br>P: 9 | R: 0<br>E: 0<br>K: 0<br>S: 3 | H: 0<br>LOB: 1<br>BB: 1<br>P: 7  | R: 0<br>E: 1<br>K: 1<br>S: 5  | H: 0<br>LOB: 0<br>BB: 0<br>P: 5 | R: 0<br>E: 0<br>K: 0<br>S: 3 | H: 0<br>LOB: 0<br>BB: 0<br>P: 3 | R: 1<br>E: 0<br>K: 0<br>S: 5 | H: 2<br>LOB: 1<br>BB: 0<br>P: 5 | R: 0<br>E: 0<br>K: 0<br>S: 4 | H: 1<br>LOB: 2<br>BB: 1<br>P: 8 | 1B: 9<br>2B: 0<br>3B: 0<br>HR: 0 | SF: 0<br>SAC: 1<br>DP: 2<br>HBP: 0 | WP: 0<br>PB: 1<br>SB: 1<br>CS: 1 | PA: 38 |
| PITCHER   | IP WLS BF H R ER SO BB IBB HBP BLK WP HR S P ERA WHIP |                                 |                              |                                 |                              |                                 |                              |                                 |                              |  |   |                                 |                              |                                 |                              |                                 |                              |                                 |                                  |                                    |                                  |        |
| Claude Osteen, L (1, 1)<br>ERA: 3.75                | 8.1 W 36 9 4 4 4 4 4 0 0 0 0 0 40 56 4.32 1.560       |                                 |                              |                                 |                              |                                 |                              |                                 |                              |  |   |                                 |                              |                                 |                              |                                 |                              |                                 |                                  |                                    |                                  |        |
| Pete Richert, L (9, 1)<br>ERA: 2.08                 | 0.2 S 2 0 0 0 0 0 0 0 0 0 0 0 2 2 0.00 0.000          |                                 |                              |                                 |                              |                                 |                              |                                 |                              |  |   |                                 |                              |                                 |                              |                                 |                              |                                 |                                  |                                    |                                  |        |

**New York Mets @ Los Angeles Dodgers**  
**Dodger Stadium, Los Angeles, CA**  
 Fri May 25 1973, 7:05 PM PDT  
 Att: 53,624 - Unknown

livebaseballscorecards.com

| Batter  | 1  | 2 | 3 | 4   | 5        | 6                    | 7 | 8           | 9 | AB | R | H | RBI | BB | SO | LOB |
|---|----|---|---|-----|----------|----------------------|---|-------------|---|----|---|---|-----|----|----|-----|
| Davey Lopes, R<br>OBP: 0.426, SLG: 0.427 (1, 4)     | P4 |   |   | P4  | CS<br>1B |                      |   | SH3-4<br>1B |   | 4  | 1 | 2 | 0   | 0  | 0  | 0   |
| Bill Buckner, L<br>OBP: 0.304, SLG: 0.342 (1, 3)    | G3 |   |   | G3  | CS       | PB<br>SF8<br>2B      |   | SH3-4       |   | 3  | 1 | 1 | 0   | 0  | 0  | 0   |
| Willie Davis, L<br>OBP: 0.324, SLG: 0.450 (1, 8)    | P6 |   |   | 1-3 |          | G3                   |   | P6          |   | 4  | 0 | 0 | 0   | 0  | 0  | 2   |
| Joe Ferguson, R<br>OBP: 0.399, SLG: 0.535 (1, 2)    |    |   |   |     |          | E6<br>1B<br>1B<br>HR |   | 1B          |   | 1  | 1 | 0 | 1   | 2  | 0  | 0   |
| Manny Mota, R<br>OBP: 0.393, SLG: 0.404 (1, 7)      |    |   |   |     |          |                      |   |             |   | 4  | 1 | 3 | 1   | 0  | 0  | 1   |
| Tom Paciorek, R<br>OBP: 0.234, SLG: 0.273 (9, 7)    |    |   |   |     |          |                      |   |             |   | 0  | 0 | 0 | 0   | 0  | 0  | 0   |
| Ron Cey, R<br>OBP: 0.385, SLG: 0.425 (1, 5)         |    |   |   |     |          |                      |   |             |   | 4  | 1 | 2 | 0   | 0  | 0  | 3   |
| Willie Crawford, L<br>OBP: 0.407, SLG: 0.451 (1, 9) |    |   |   |     |          |                      |   |             |   | 3  | 1 | 1 | 4   | 0  | 0  | 1   |
| Bill Russell, R<br>OBP: 0.278, SLG: 0.328 (1, 6)    |    |   |   |     |          |                      |   |             |   | 3  | 0 | 0 | 0   | 0  | 0  | 1   |
| Claude Osteen, L<br>OBP: 0.130, SLG: 0.048 (1, 1)   |    |   |   |     |          |                      |   |             |   | 3  | 0 | 0 | 0   | 0  | 2  | 1   |
| Pete Richert, L<br>OBP: 1.000, SLG: 1.000 (9, 1)    |    |   |   |     |          |                      |   |             |   | 0  | 0 | 0 | 0   | 0  | 0  | 0   |

| Inning Stats                         | R: 0 | H: 0 | E: 0 | K: 0 | S: 3 | R: 0 | H: 0 | E: 0 | K: 0 | S: 2 | R: 0 | H: 0 | E: 0 | K: 1 | S: 5 | R: 0 | H: 0 | E: 0  | K: 0 | S: 3 | R: 4 | H: 4 | E: 1 | K: 1 | S: 9 | R: 1 | H: 2 | E: 0    | K: 0 | S: 4 | R: 0 | H: 1 | E: 0 | K: 0 | S: 4 | R: 1 | H: 2 | E: 0 | K: 0 | S: 5 |    |   |   |     |      |  |  |  |  |  |  |  |  |  |  |  |  |
|--------------------------------------|------|------|------|------|------|------|------|------|------|------|------|------|------|------|------|------|------|-------|------|------|------|------|------|------|------|------|------|---------|------|------|------|------|------|------|------|------|------|------|------|------|----|---|---|-----|------|--|--|--|--|--|--|--|--|--|--|--|--|
| PITCHER                              | IP   | WLS  | BF   | H    | R    | ER   | SO   | BB   | IBB  | HBP  | BLK  | WP   | HR   | S    | P    | ERA  | WHIP |       |      |      |      |      |      |      |      |      |      | PITCHER | IP   | WLS  | BF   | H    | R    | ER   | SO   | BB   | IBB  | HBP  | BLK  | WP   | HR | S | P | ERA | WHIP |  |  |  |  |  |  |  |  |  |  |  |  |
| Jon Matlack, L<br>ERA: 4.55 (1, 1)   | 6.0  | L    | 23   | 6    | 5    | 4    | 2    | 1    | 0    | 0    | 0    | 0    | 0    | 1    | 26   | 30   | 6.00 | 1.167 |      |      |      |      |      |      |      |      |      |         |      |      |      |      |      |      |      |      |      |      |      |      |    |   |   |     |      |  |  |  |  |  |  |  |  |  |  |  |  |
| Ray Sadecki, L<br>ERA: 4.76 (7, 1)   | 1.2  |      | 9    | 3    | 1    | 1    | 0    | 1    | 0    | 0    | 0    | 0    | 0    | 0    | 8    | 12   | 5.40 | 2.400 |      |      |      |      |      |      |      |      |      |         |      |      |      |      |      |      |      |      |      |      |      |      |    |   |   |     |      |  |  |  |  |  |  |  |  |  |  |  |  |
| Phil Hennigan, R<br>ERA: 3.98 (8, 1) | 0.1  |      | 1    | 0    | 0    | 0    | 0    | 0    | 0    | 0    | 0    | 0    | 0    | 0    | 1    | 1    | 0.00 | 0.000 |      |      |      |      |      |      |      |      |      |         |      |      |      |      |      |      |      |      |      |      |      |      |    |   |   |     |      |  |  |  |  |  |  |  |  |  |  |  |  |

**BOTTOM**

**New York Mets @ Los Angeles Dodgers**  
**Dodger Stadium, Los Angeles, CA**  
 Fri May 25 1973, 7:05 PM PDT  
 Att. 53,624 - Unknown

|            |           |
|------------|-----------|
| <b>AB</b>  | <b>29</b> |
| <b>R</b>   | <b>6</b>  |
| <b>H</b>   | <b>9</b>  |
| <b>RBI</b> | <b>6</b>  |
| <b>BB</b>  | <b>2</b>  |
| <b>SO</b>  | <b>2</b>  |
| <b>LOB</b> | <b>9</b>  |

|       |        |       |        |
|-------|--------|-------|--------|
| 1B: 6 | SF: 1  | WP: 0 | PA: 34 |
| 2B: 1 | SAC: 1 | PB: 1 |        |
| 3B: 1 | DP: 1  | SB: 0 |        |
| HR: 1 | HBP: 0 | CS: 1 |        |

| Batter  | 1   | 2                                | 3                            | 4                               | 5                               | 6                               | 7                            | 8                               | 9                            | AB R H RBI BB SO LOB            | TOP                          |                                 |                              |                                 |                              |                                 |                              |                                 |                                   |                                    |                                  |        |  |  |  |  |  |
|---|---|----------------------------------|------------------------------|---------------------------------|---------------------------------|---------------------------------|------------------------------|---------------------------------|------------------------------|---------------------------------|------------------------------|---------------------------------|------------------------------|---------------------------------|------------------------------|---------------------------------|------------------------------|---------------------------------|-----------------------------------|------------------------------------|----------------------------------|--------|--|--|--|--|--|
| Wayne Garrett, L (1, 5)<br>OBP: 0.369, SLG: 0.388   | 4-0<br>1B<br>BB                                       | 0-0<br>P6                        |                              |                                 | 0-0<br>SH5-4<br>1B<br>G3        | 0-0<br>G3                       |                              | 0-0<br>F9                       |                              | 4 2 1 0 1 0 3                   |                              |                                 |                              |                                 |                              |                                 |                              |                                 |                                   |                                    |                                  |        |  |  |  |  |  |
| Felix Millan, R (1, 4)<br>OBP: 0.309, SLG: 0.331    | 0-0<br>1B<br>E<br>1-3<br>1B                           | 0-0<br>F9                        |                              |                                 | 0-0<br>G3<br>SH5-4<br>1-2<br>1B |                                 | 0-0<br>L6                    |                                 | 0-0<br>1B<br>1B              | 5 2 3 0 0 0 1                   |                              |                                 |                              |                                 |                              |                                 |                              |                                 |                                   |                                    |                                  |        |  |  |  |  |  |
| George Theodore, R (1, 7)<br>OBP: 0.338, SLG: 0.344 | 0-0<br>1-2<br>E<br>3-H<br>1B                          |                                  | 0-0<br>F9                    |                                 | 0-0<br>SH5-4<br>1-2<br>2-3      |                                 | 0-0<br>BB<br>1B              |                                 | 0-0<br>1-2<br>1B             | 4 1 3 1 0 0 0                   |                              |                                 |                              |                                 |                              |                                 |                              |                                 |                                   |                                    |                                  |        |  |  |  |  |  |
| Rusty Staub, L (1, 9)<br>OBP: 0.349, SLG: 0.399     | 0-0<br>F5   |                                  | 0-0<br>G3                    |                                 | 0-0<br>G3<br>2-3<br>3-H         |                                 | 4-0<br>BB<br>1-2<br>BB       |                                 | 0-3<br>K                     | 4 0 0 1 1 1 5                   |                              |                                 |                              |                                 |                              |                                 |                              |                                 |                                   |                                    |                                  |        |  |  |  |  |  |
| Jim Fregosi, R (1, 3)<br>OBP: 0.319, SLG: 0.237     | 0-3<br>K  |                                  | 0-3<br>K                     |                                 | 0-0<br>1B<br>3-H                |                                 | 0-0<br>P6                    |                                 | 0-0<br>F8                    | 3 0 1 1 0 2 2                   |                              |                                 |                              |                                 |                              |                                 |                              |                                 |                                   |                                    |                                  |        |  |  |  |  |  |
| Ed Kranepool, L (7, PH)<br>OBP: 0.341, SLG: 0.410   |   |                                  |                              |                                 |                                 |                                 |                              |                                 |                              | 2 0 0 0 0 0 4                   |                              |                                 |                              |                                 |                              |                                 |                              |                                 |                                   |                                    |                                  |        |  |  |  |  |  |
| Ted Martinez, R (1, 8)<br>OBP: 0.258, SLG: 0.211    | 0-0<br>E8<br>1-H<br>2-H                               |                                  |                              | 0-0<br>5-3                      | 0-0<br>P4                       |                                 | 0-0<br>P4                    |                                 | 0-0<br>5-3                   | 5 0 0 0 0 0 5                   |                              |                                 |                              |                                 |                              |                                 |                              |                                 |                                   |                                    |                                  |        |  |  |  |  |  |
| Duffy Dyer, R (1, 2)<br>OBP: 0.213, SLG: 0.140      | 0-3<br>K  |                                  |                              | 0-0<br>6-3                      |                                 | 0-0<br>SH1-4<br>1B              |                              | 0-0<br>5-3                      |                              | 4 0 1 0 0 1 1                   |                              |                                 |                              |                                 |                              |                                 |                              |                                 |                                   |                                    |                                  |        |  |  |  |  |  |
| Bud Harrelson, S (1, 6)<br>OBP: 0.364, SLG: 0.285   |   | 0-0<br>SH1-4<br>1B               |                              | 0-0<br>1B                       |                                 | 0-3<br>K                        |                              | 0-0<br>FC5-4<br>1B              |                              | 4 0 3 0 0 1 1                   |                              |                                 |                              |                                 |                              |                                 |                              |                                 |                                   |                                    |                                  |        |  |  |  |  |  |
| Harry Parker, R (1, 1)<br>OBP: 0.154, SLG: 0.154    |   |                                  |                              |                                 | 0-3<br>K                        |                                 | 0-0<br>SH1-4                 |                                 | 0-0<br>FC5-4                 | 0 0 0 0 0 0 0                   |                              |                                 |                              |                                 |                              |                                 |                              |                                 |                                   |                                    |                                  |        |  |  |  |  |  |
| John Milner, L (4, PH)<br>OBP: 0.449, SLG: 0.600    |   | 0-0<br>SH1-4                     |                              |                                 | 0-0<br>K                        |                                 | 0-0<br>SH1-4                 |                                 | 0-0<br>FC5-4<br>1-2f         | 1 0 0 0 0 1 1                   |                              |                                 |                              |                                 |                              |                                 |                              |                                 |                                   |                                    |                                  |        |  |  |  |  |  |
| Jim McAndrew, R (4, 1)<br>OBP: 0.417, SLG: 0.250    |   |                                  |                              |                                 |                                 |                                 |                              |                                 |                              | 0 0 0 0 0 0 0                   |                              |                                 |                              |                                 |                              |                                 |                              |                                 |                                   |                                    |                                  |        |  |  |  |  |  |
| Jim Beauchamp, R (8, PH)<br>OBP: 0.385, SLG: 0.273  |   | 1-2                              |                              |                                 |                                 |                                 |                              |                                 |                              | 1 0 0 0 0 0 1                   |                              |                                 |                              |                                 |                              |                                 |                              |                                 |                                   |                                    |                                  |        |  |  |  |  |  |
| Tommy Moore, R (8, 1)                               |   |                                  |                              |                                 |                                 |                                 |                              |                                 |                              | 0 0 0 0 0 0 0                   |                              |                                 |                              |                                 |                              |                                 |                              |                                 |                                   |                                    |                                  |        |  |  |  |  |  |
| <b>Inning Stats</b>                                 | R: 3<br>E: 1<br>K: 2<br>S: 10                         | H: 2<br>LOB: 1<br>BB: 1<br>P: 14 | R: 0<br>E: 0<br>K: 0<br>S: 4 | H: 1<br>LOB: 1<br>BB: 0<br>P: 4 | R: 0<br>E: 0<br>K: 1<br>S: 5    | H: 0<br>LOB: 0<br>BB: 0<br>P: 5 | R: 0<br>E: 0<br>K: 1<br>S: 6 | H: 1<br>LOB: 1<br>BB: 0<br>P: 6 | R: 2<br>E: 0<br>K: 0<br>S: 6 | H: 3<br>LOB: 1<br>BB: 0<br>P: 6 | R: 0<br>E: 0<br>K: 1<br>S: 6 | H: 1<br>LOB: 1<br>BB: 0<br>P: 6 | R: 0<br>E: 0<br>K: 0<br>S: 4 | H: 1<br>LOB: 2<br>BB: 1<br>P: 8 | R: 0<br>E: 0<br>K: 0<br>S: 4 | H: 1<br>LOB: 1<br>BB: 0<br>P: 4 | R: 0<br>E: 0<br>K: 1<br>S: 7 | H: 2<br>LOB: 2<br>BB: 0<br>P: 7 | 1B: 12<br>2B: 0<br>3B: 0<br>HR: 0 | SF: 0<br>SAC: 3<br>DP: 0<br>HBP: 0 | WP: 0<br>PB: 0<br>SB: 0<br>CS: 0 | PA: 42 |  |  |  |  |  |
| <b>PITCHER</b>                                      | IP WLS BF H R ER SO BB IBB HBP BLK WP HR S P ERA WHIP |                                  |                              |                                 |                                 |                                 |                              |                                 |                              |                                 |                              |                                 |                              |                                 |                              |                                 |                              |                                 |                                   |                                    |                                  |        |  |  |  |  |  |
| Al Downing, L (1, 1)<br>ERA: 2.77                   | 5.0   |                                  | 24                           | 7                               | 5                               | 3                               | 4                            | 1                               | 0                            | 0                               | 0                            | 0                               | 0                            | 31                              | 35                           | 5.40                            | 1.600                        |                                 |                                   |                                    |                                  |        |  |  |  |  |  |
| George Culver, R (6, 1)<br>ERA: 2.95                | 1.1   | W                                | 7                            | 2                               | 0                               | 0                               | 1                            | 1                               | 0                            | 0                               | 0                            | 0                               | 0                            | 8                               | 12                           | 0.00                            | 2.250                        |                                 |                                   |                                    |                                  |        |  |  |  |  |  |
| Pete Richert, L (7, 1)<br>ERA: 1.72                 | 2.2   | S                                | 11                           | 3                               | 0                               | 0                               | 1                            | 0                               | 0                            | 0                               | 0                            | 0                               | 0                            | 13                              | 13                           | 0.00                            | 1.125                        |                                 |                                   |                                    |                                  |        |  |  |  |  |  |

**New York Mets @ Los Angeles Dodgers**  
**Dodger Stadium, Los Angeles, CA**  
 Sat May 26 1973, 7:05 PM PDT  
 Att: 28,635 - Unknown

livebaseballscorecards.com

|     |    |
|-----|----|
| AB  | 37 |
| R   | 5  |
| H   | 12 |
| RBI | 3  |
| BB  | 2  |
| SO  | 6  |
| LOB | 24 |



| Batter  | 1       | 2                 | 3              | 4       | 5       | 6          | 7            | 8         | 9 | AB | R | H | RBI | BB | SO | LOB |
|---|---------|-------------------|----------------|---------|---------|------------|--------------|-----------|---|----|---|---|-----|----|----|-----|
| Davey Lopes, R<br>OBP: 0.407, SLG: 0.405 (1, 4)     | 0-0 4-3 | 0-3 K             | 0-0 F9         |         | 0-3 K   |            | 0-0 5-3      | 0-0 5-3   |   | 6  | 0 | 0 | 0   | 0  | 2  | 6   |
| Bill Buckner, L<br>OBP: 0.297, SLG: 0.333 (1, 3)    | 0-0 4-3 | 0-0 F7            |                | 0-0 F7  |         | 0-0 3-1    | 0-0 4-3      |           |   | 5  | 0 | 0 | 0   | 0  | 0  | 3   |
| Willie Davis, L<br>OBP: 0.335, SLG: 0.459 (1, 8)    | 0-0 1B  |                   | 0-0 FC4-6 1B   | 0-0 4-3 |         | 0-0 E1 1B  | 0-0 HR 1B    |           |   | 5  | 2 | 4 | 0   | 0  | 0  | 0   |
| Joe Ferguson, R<br>OBP: 0.404, SLG: 0.555 (1, 2)    | 0-3 K   |                   | 0-0 F8         | 0-0 1B  |         | 0-0 1B     | 0-0 HR       |           |   | 5  | 2 | 3 | 2   | 0  | 1  | 2   |
| Willie Crawford, L<br>OBP: 0.413, SLG: 0.453 (1, 9) |         | 0-3 K             | 0-0 FC4-6 1B   | 0-0 1B  |         | 0-0 1-3 1B | 4-0 WP BB    |           |   | 4  | 2 | 2 | 1   | 1  | 1  | 1   |
| Ron Cey, R<br>OBP: 0.391, SLG: 0.419 (1, 5)         |         | 4-0 1B BB         | 4-0 1B BB      | 0-0 F3  |         | 0-0 1-3 1B | 4-0 FC4-6 BB |           |   | 2  | 2 | 0 | 0   | 3  | 0  | 4   |
| Von Joshua, L<br>OBP: 0.485, SLG: 0.517 (1, 7)      |         | 0-0 BB 1B         | 0-0 1-3 2-H 1B |         |         | 0-0 S 1B   | 4-0 1B IBB   | 0-0 FC4-6 |   | 4  | 1 | 3 | 1   | 1  | 0  | 2   |
| Bill Russell, R<br>OBP: 0.286, SLG: 0.335 (1, 6)    |         | 0-0 1-2 2-H BB 1B | 0-0 1-2 3-H 1B |         | 0-3 K   | 0-0 1B     |              | 0-0 F9    |   | 5  | 0 | 3 | 4   | 0  | 1  | 1   |
| Al Downing, R<br>OBP: 0.150, SLG: 0.105 (1, 1)      |         | 4-0 BB BB BB      | 0-0 1-3 2-H 1B |         | 0-0 5-3 | 0-0 F7     |              | 0-0 3-1   |   | 1  | 0 | 1 | 1   | 1  | 0  | 0   |
| Manny Mota, R<br>OBP: 0.390, SLG: 0.400 (5, PH)     |         |                   |                |         |         |            |              |           |   | 1  | 0 | 0 | 0   | 0  | 0  | 1   |
| George Culver, R (6, 1)                             |         |                   |                |         |         |            |              |           |   | 1  | 0 | 0 | 0   | 0  | 0  | 2   |
| Pete Richert, L<br>OBP: 0.500, SLG: 0.500 (7, 1)    |         | 1-2 2-3 BB        | 1-3 2-H 1B     |         |         |            |              |           |   | 1  | 0 | 0 | 0   | 0  | 0  | 0   |

| Inning Stats | R: 0   | H: 1  | E: 0 | K: 1   | S: 6  | R: 1  | H: 2   | E: 0  | K: 2  | S: 9   | R: 3  | H: 4 | E: 0   | K: 0  | S: 7  | R: 0   | H: 2  | E: 0  | K: 0   | S: 5  | R: 0 | H: 1   | E: 0  | K: 2 | S: 8   | R: 3  | H: 4 | E: 1   | K: 0  | S: 7 | R: 2   | H: 2  | E: 0 | K: 0   | S: 5  | R: 0 | H: 0   | E: 0  | K: 0 | S: 3 |
|--------------|--------|-------|------|--------|-------|-------|--------|-------|-------|--------|-------|------|--------|-------|-------|--------|-------|-------|--------|-------|------|--------|-------|------|--------|-------|------|--------|-------|------|--------|-------|------|--------|-------|------|--------|-------|------|------|
|              | LOB: 1 | BB: 0 | P: 6 | LOB: 3 | BB: 2 | P: 17 | LOB: 2 | BB: 1 | P: 11 | LOB: 1 | BB: 0 | P: 8 | LOB: 2 | BB: 1 | P: 11 | LOB: 2 | BB: 2 | P: 13 | LOB: 0 | BB: 0 | P: 3 | LOB: 0 | BB: 0 | P: 3 | LOB: 0 | BB: 0 | P: 3 | LOB: 0 | BB: 0 | P: 3 | LOB: 0 | BB: 0 | P: 3 | LOB: 0 | BB: 0 | P: 3 | LOB: 0 | BB: 0 | P: 3 |      |

| PITCHER                             | IP  | WLS | BF | H | R | ER | SO | BB | IBB | HBP | BLK | WP | HR | S  | P  | ERA   | WHIP  |
|-------------------------------------|-----|-----|----|---|---|----|----|----|-----|-----|-----|----|----|----|----|-------|-------|
| Harry Parker, R<br>ERA: 3.13 (1, 1) | 3.0 |     | 19 | 7 | 4 | 4  | 3  | 3  | 0   | 0   | 0   | 0  | 0  | 22 | 34 | 12.00 | 3.333 |
| Jim McAndrew, R<br>ERA: 5.3 (4, 1)  | 4.0 | L   | 24 | 9 | 5 | 5  | 2  | 2  | 1   | 0   | 0   | 1  | 1  | 25 | 37 | 11.25 | 2.750 |
| Tommy Moore, R<br>ERA: (8, 1)       | 1.0 |     | 3  | 0 | 0 | 0  | 0  | 0  | 0   | 0   | 0   | 0  | 0  | 3  | 3  | 0.00  | 0.000 |

**BOTTOM**

**New York Mets @ Los Angeles Dodgers**  
**Dodger Stadium, Los Angeles, CA**  
 Sat May 26 1973, 7:05 PM PDT  
 Att. 28,635 - Unknown

|            |           |
|------------|-----------|
| <b>AB</b>  | <b>40</b> |
| <b>R</b>   | <b>9</b>  |
| <b>H</b>   | <b>16</b> |
| <b>RBI</b> | <b>9</b>  |
| <b>BB</b>  | <b>6</b>  |
| <b>SO</b>  | <b>5</b>  |
| <b>LOB</b> | <b>22</b> |

livebaseballscorecards.com



|           |          |           |           |
|-----------|----------|-----------|-----------|
| <b>WP</b> | <b>1</b> | <b>PA</b> | <b>46</b> |
| <b>PB</b> | <b>0</b> | <b>SB</b> | <b>2</b>  |
| <b>CS</b> | <b>0</b> |           |           |

| Batter   | 1   | 2   | 3   | 4   | 5   | 6   | 7   | 8   | 9   | AB R H RBI BB SO LOB                                       | TOP   |  |
|--|---|---|---|---|---|---|---|---|---|--|---|--|
| Wayne Garrett, L (1, 5)<br>OBP: 0.365, SLG: 0.383  | 0-0<br>G6-3<br>1B                                     |   | 0-0<br>6-3  |   |   | 0-0<br>3-1  |   | 0-0<br>4-3  |   | 4 0 1 0 0 0 0  | <b>New York Mets @ Los Angeles Dodgers</b><br><b>Dodger Stadium, Los Angeles, CA</b><br>Sun May 27 1973, 3:33 AM PDT<br>Att: 31,108 - Unknown<br><a href="http://livebaseballscorecards.com">livebaseballscorecards.com</a> |  |
| Felix Millan, R (1, 4)<br>OBP: 0.301, SLG: 0.322   | 0-0<br>G6-3<br>1-2f                                   |   | 0-0<br>P6   |   |   | 0-0<br>1-3  |   | 0-0<br>F2   |   | 4 0 0 0 0 0 1  |   |  |
| John Milner, L (1, 3)<br>OBP: 0.425, SLG: 0.559  | 0-0<br>4-3  |   | 0-0<br>4-3  |   |   | 0-3<br>K  |   |   | 0-0<br>3-1  | 4 0 0 0 0 1 0  |   |  |
| Rusty Staub, L (1, 9)<br>OBP: 0.352, SLG: 0.401  |   | 0-0<br>1B 1B<br>1B                                    |   | 0-0<br>G5-4-3<br>1B                                 |   |   | 0-0<br>P3   |   | 0-0<br>4-3  | 4 0 2 0 0 0 0  |   |  |
| Ed Kranepool, L (1, 7)<br>OBP: 0.337, SLG: 0.402   |   | 0-0<br>1B<br>1-2<br>1B                                |   | 0-0<br>F7   |   |   | 0-0<br>1-3  |   | 0-3<br>K  | 4 0 1 0 0 1 1  |   |  |
| Jim Gosger, L (1, 8)<br>OBP: 0.310, SLG: 0.269   |   | 0-0<br>F7   |   | 0-0<br>G5-4-3<br>1-2f                               |   |   | 0-0<br>1B   |   |   | 3 0 1 0 0 0 3  |   |  |
| Duffy Dyer, R (1, 2)<br>OBP: 0.216, SLG: 0.146   |   | 0-0<br>1-2<br>2-3<br>1B                               |   |   | 0-0<br>F9   |   | 0-3<br>K  |   |   | 3 0 1 0 0 1 1  |   |  |
| Bud Harrelson, S (1, 6)<br>OBP: 0.357, SLG: 0.278  |   | 0-3<br>K  |   |   |   | 0-0<br>4-3  |   |   | 0-0<br>6-3  | 3 0 0 0 0 1 3  |   |  |
| Jerry Koosman, R (1, 1)<br>OBP: 0.217, SLG: 0.182<br>Ken Boswell, L (8, PH)<br>OBP: 0.292, SLG: 0.435<br>Phil Hennigan, R (8, 1)<br>OBP: 0.333, SLG: 0.333 |   | 0-3<br>K  |   |   |   | 0-3<br>K  |   | 0-0<br>HR   |   | 2 0 0 0 0 2 3<br>1 1 1 1 0 0 0<br>0 0 0 0 0 0 0            |   |  |
| <b>Inning Stats</b>  | R: 0 H: 1<br>E: 0 LOB: 0<br>K: 0 BB: 0<br>S: 3 P: 3   | R: 0 H: 3<br>E: 0 LOB: 3<br>K: 2 BB: 0<br>S: 10 P: 10 | R: 0 H: 0<br>E: 0 LOB: 0<br>K: 0 BB: 0<br>S: 3 P: 3 | R: 0 H: 1<br>E: 0 LOB: 0<br>K: 0 BB: 0<br>S: 3 P: 3 | R: 0 H: 0<br>E: 0 LOB: 0<br>K: 1 BB: 0<br>S: 5 P: 5 | R: 0 H: 0<br>E: 0 LOB: 0<br>K: 1 BB: 0<br>S: 5 P: 5 | R: 0 H: 1<br>E: 0 LOB: 1<br>K: 1 BB: 0<br>S: 6 P: 6 | R: 1 H: 1<br>E: 0 LOB: 0<br>K: 0 BB: 0<br>S: 4 P: 4 | R: 0 H: 0<br>E: 0 LOB: 0<br>K: 1 BB: 0<br>S: 5 P: 5 | 1B: 6 SF: 0<br>2B: 0 SAC: 0<br>3B: 0 DP: 2<br>HR: 1 HBP: 0 | WP: 0 PA: 32<br>PB: 0<br>SB: 0<br>CS: 0   |  |
| <b>PITCHER</b><br>Don Sutton, R (1, 1)<br>ERA: 2.1   | IP WLS BF H R ER SO BB IBB HBP BLK WP HR S P ERA WHIP | 9.0 W 32 7 1 1 6 0 0 0 0 0 1 44 44 1.00 0.778         |   |   |   |   |   |   |   |  |   |  |

**New York Mets @ Los Angeles Dodgers**  
**Dodger Stadium, Los Angeles, CA**  
 Sun May 27 1973, 3:33 AM PDT  
 Att: 31,108 - Unknown

|            |    |
|------------|----|
| <b>AB</b>  | 32 |
| <b>R</b>   | 1  |
| <b>H</b>   | 7  |
| <b>RBI</b> | 1  |
| <b>BB</b>  | 0  |
| <b>SO</b>  | 6  |
| <b>LOB</b> | 12 |





| Batter   | 1         | 2                | 3        | 4              | 5               | 6           | 7         | 8                 | 9 |
|--|-----------|------------------|----------|----------------|-----------------|-------------|-----------|-------------------|---|
| <b>Davey Lopes, R</b><br>OBP: 0.407, SLG: 0.400 (1, 4) X     | 0-0 1-3 X | 0-0 F9 X         |          | 4-0 IBB        |                 | 0-0 F9 X    |           | 0-0 G3 1B X       |   |
| <b>Bill Buckner, L</b><br>OBP: 0.299, SLG: 0.335 (1, 3) X    | 0-0 1B    |                  | 0-3 K X  | 0-0 6-3 X      |                 | 0-0 1B X    |           | 0-0 G3 1B X       |   |
| <b>Willie Davis, L</b><br>OBP: 0.336, SLG: 0.452 (1, 8) X    | 0-0 F8 X  |                  | 4-0 BB X |                | 0-0 G3 X        | 0-0 F7 X    |           | 4-0 FC6-4 IBB X   |   |
| <b>Joe Ferguson, R</b><br>OBP: 0.399, SLG: 0.562 (1, 2) X    | 0-0 F3 X  |                  | 0-0 P3 X |                | 0-0 HR X        |             | 0-0 6-3 X | 0-0 FC6-4 X       |   |
| <b>Manny Mota, R</b><br>OBP: 0.385, SLG: 0.394 (1, 7) X      |           | 0-0 F9 X         | 0-3 K X  |                | 0-0 BB 1B X     |             | 0-0 6-3 X |                   |   |
| <b>Ron Cey, R</b><br>OBP: 0.404, SLG: 0.430 (1, 5) X         |           | 0-0 BB SF8 2B X  |          | 4-0 SH1-4 BB X | 4-0 G5-4-3 BB X |             | 4-0 BB X  |                   |   |
| <b>Willie Crawford, L</b><br>OBP: 0.415, SLG: 0.447 (1, 9) X |           | 4-0 BB BB X      |          | 4-0 SH1-4 BB X | 0-0 G5-4-3 X    |             | 0-3 K X   |                   |   |
| <b>Bill Russell, R</b><br>OBP: 0.296, SLG: 0.340 (1, 6) X    |           | 4-0 BB 1-2 2-3 X |          | 0-0 F8 X       |                 | 0-0 1B 1B X |           | 0-0 1B SH1-4 1B X |   |
| <b>Don Sutton, R</b><br>OBP: 0.161, SLG: 0.107 (1, 1) X      |           | 0-0 SF8 X        |          | 0-0 SH1-4 X    |                 | 0-3 K X     |           | 0-0 SH1-4 X       |   |

| Inning Stats | R: 0 | H: 1 | E: 0 | LOB: 1 | K: 0 | BB: 0 | S: 4 | P: 4  |
|--------------|------|------|------|--------|------|-------|------|-------|
|              | R: 1 | H: 1 | E: 0 | LOB: 2 | K: 0 | BB: 2 | S: 4 | P: 12 |
|              | R: 0 | H: 0 | E: 0 | LOB: 1 | K: 2 | BB: 1 | S: 7 | P: 11 |
|              | R: 0 | H: 0 | E: 0 | LOB: 3 | K: 0 | BB: 3 | S: 3 | P: 15 |
|              | R: 1 | H: 2 | E: 0 | LOB: 1 | K: 0 | BB: 1 | S: 4 | P: 8  |
|              | R: 0 | H: 2 | E: 0 | LOB: 2 | K: 1 | BB: 0 | S: 7 | P: 7  |
|              | R: 0 | H: 0 | E: 0 | LOB: 1 | K: 1 | BB: 1 | S: 5 | P: 9  |
|              | R: 0 | H: 2 | E: 0 | LOB: 3 | K: 0 | BB: 1 | S: 5 | P: 9  |

| PITCHER                                     | IP  | WLS | BF | H | R | ER | SO | BB | IBB | HBP | BLK | WP | HR | S  | P  | ERA  | WHIP  |
|---|-----|-----|----|---|---|----|----|----|-----|-----|-----|----|----|----|----|------|-------|
| <b>Jerry Koosman, L</b><br>ERA: 2.55 (1, 1) | 7.0 | L   | 34 | 6 | 2 | 2  | 4  | 7  | 1   | 0   | 0   | 0  | 1  | 34 | 66 | 2.57 | 1.857 |
| <b>Phil Hennigan, R</b><br>ERA: 3.8 (8, 1)  | 1.0 |     | 6  | 2 | 0 | 0  | 0  | 0  | 1   | 0   | 0   | 0  | 0  | 5  | 9  | 0.00 | 2.000 |

| PITCHER | IP | WLS | BF | H | R | ER | SO | BB | IBB | HBP | BLK | WP | HR | S | P | ERA | WHIP |
|---------|----|-----|----|---|---|----|----|----|-----|-----|-----|----|----|---|---|-----|------|
|         |    |     |    |   |   |    |    |    |     |     |     |    |    |   |   |     |      |

AB R H RBI BB SO LOB

|   |   |   |   |   |   |   |
|---|---|---|---|---|---|---|
| 4 | 0 | 1 | 0 | 1 | 0 | 3 |
| 5 | 0 | 2 | 0 | 0 | 1 | 5 |
| 3 | 0 | 0 | 0 | 2 | 0 | 3 |
| 5 | 1 | 1 | 1 | 0 | 0 | 5 |
| 4 | 0 | 1 | 0 | 0 | 1 | 1 |
| 1 | 1 | 1 | 0 | 3 | 0 | 0 |
| 2 | 0 | 0 | 0 | 2 | 1 | 3 |
| 3 | 0 | 2 | 0 | 1 | 0 | 2 |
| 1 | 0 | 0 | 1 | 0 | 1 | 1 |

|       |        |       |        |
|-------|--------|-------|--------|
| 1B: 6 | SF: 1  | WP: 0 | PA: 40 |
| 2B: 1 | SAC: 2 | PB: 0 |        |
| 3B: 0 | DP: 1  | SB: 0 |        |
| HR: 1 | HBP: 0 | CS: 0 |        |

**NEW YORK METS @ LOS ANGELES DODGERS**  
**DODGER STADIUM, LOS ANGELES, CA**  
 Sun May 27 1973, 3:33 AM PDT  
 Att. 31,108 - Unknown

livebaseballscorecards.com

|     |    |
|-----|----|
| AB  | 28 |
| R   | 2  |
| H   | 8  |
| RBI | 2  |
| BB  | 9  |
| SO  | 4  |
| LOB | 23 |



| Batter   | 1   | 2                               | 3                            | 4                               | 5                            | 6                               | 7                            | 8                               | 9                            | AB R H RBI BB SO LOB            | TOP                          |                                 |                              |                                 |                              |                                  |                              |                                 |                                  |                                    |                                  |        |
|--|---|---------------------------------|------------------------------|---------------------------------|------------------------------|---------------------------------|------------------------------|---------------------------------|------------------------------|---------------------------------|------------------------------|---------------------------------|------------------------------|---------------------------------|------------------------------|----------------------------------|------------------------------|---------------------------------|----------------------------------|------------------------------------|----------------------------------|--------|
| Wayne Garrett, L (1, 5)<br>OBP: 0.359, SLG: 0.375  | 0-0<br>4-3  |                                 | 0-0<br>G4-6-3                |                                 |                              | 0-0<br>HR                       | 0-0<br>G3                    |                                 | 0-0<br>F7                    | 5 1 1 0 0 0 2                   |                              |                                 |                              |                                 |                              |                                  |                              |                                 |                                  |                                    |                                  |        |
| Felix Millan, R (1, 4)<br>OBP: 0.297, SLG: 0.318   | 0-0<br>FC3-6 1B                                       |                                 | 0-0<br>4-3                   |                                 |                              | 0-0<br>F9                       |                              | 0-0<br>E5                       | 0-0<br>P6                    | 5 1 1 0 0 0 1                   |                              |                                 |                              |                                 |                              |                                  |                              |                                 |                                  |                                    |                                  |        |
| John Milner, L (1, 3)<br>OBP: 0.442, SLG: 0.619    | 0-0<br>FC3-6 1B                                       |                                 |                              | 0-0<br>G3                       |                              | 0-0<br>HR                       |                              | 0-0<br>FC5 BB                   |                              | 4 1 3 2 0 0 0                   |                              |                                 |                              |                                 |                              |                                  |                              |                                 |                                  |                                    |                                  |        |
| Rusty Staub, L (1, 9)<br>OBP: 0.350, SLG: 0.394    | 0-0<br>FC3-6  |                                 |                              | 0-0<br>4-3                      |                              | 0-0<br>4-3                      |                              | 1-2<br>2-3 BB                   |                              | 3 0 0 0 1 0 2                   |                              |                                 |                              |                                 |                              |                                  |                              |                                 |                                  |                                    |                                  |        |
| Ed Kranepool, L (1, 7)<br>OBP: 0.337, SLG: 0.400   | 0-0<br>3-1  |                                 |                              | 0-0<br>FC4-6 1B                 |                              | 0-0<br>G3                       |                              | 0-3<br>K                        |                              | 3 0 1 0 0 0 2                   |                              |                                 |                              |                                 |                              |                                  |                              |                                 |                                  |                                    |                                  |        |
| Cleon Jones, R (8, PH)<br>OBP: 0.329, SLG: 0.418   |   |                                 |                              |                                 |                              |                                 |                              |                                 |                              | 1 0 0 0 0 1 3                   |                              |                                 |                              |                                 |                              |                                  |                              |                                 |                                  |                                    |                                  |        |
| Jim Gosger, L (1, 8)<br>OBP: 0.311, SLG: 0.273     |   | 0-0<br>6-3                      |                              | 0-0<br>FC4-6                    |                              |                                 | 0-0<br>2B                    | 0-0<br>SF7                      |                              | 3 1 1 0 0 0 1                   |                              |                                 |                              |                                 |                              |                                  |                              |                                 |                                  |                                    |                                  |        |
| Jim Beauchamp, R (8, PH)<br>OBP: 0.370, SLG: 0.273 |   |                                 |                              | 1-2f                            |                              |                                 | 1B                           | 3-H                             |                              | 0 0 0 1 0 0 0                   |                              |                                 |                              |                                 |                              |                                  |                              |                                 |                                  |                                    |                                  |        |
| Ted Martinez, R (8, 8)<br>OBP: 0.258, SLG: 0.211   |   |                                 |                              |                                 |                              |                                 |                              |                                 |                              | 0 0 0 0 0 0 0                   |                              |                                 |                              |                                 |                              |                                  |                              |                                 |                                  |                                    |                                  |        |
| Duffy Dyer, R (1, 2)<br>OBP: 0.218, SLG: 0.161     |   | 0-0<br>4-3                      |                              |                                 | 0-0<br>F8                    |                                 | 0-0<br>2B                    | 0-0<br>FC5                      |                              | 4 0 1 1 0 0 2                   |                              |                                 |                              |                                 |                              |                                  |                              |                                 |                                  |                                    |                                  |        |
| Bud Harrelson, S (1, 6)<br>OBP: 0.354, SLG: 0.292  |   | 0-3<br>K                        |                              |                                 | 0-0<br>5-3                   |                                 | 0-0<br>L3                    |                                 | 0-0<br>6-3                   | 4 1 1 0 0 1 1                   |                              |                                 |                              |                                 |                              |                                  |                              |                                 |                                  |                                    |                                  |        |
| Tommy Moore, R (1, 1)                              |   |                                 | 0-0                          |                                 | 0-3<br>K                     |                                 | 0-0<br>F5                    |                                 | 0-0<br>6-3                   | 0 0 0 0 0 0 0                   |                              |                                 |                              |                                 |                              |                                  |                              |                                 |                                  |                                    |                                  |        |
| Ray Sadecki, L (2, 1)<br>OBP: 0.250, SLG: 0.250    |   |                                 |                              |                                 |                              |                                 |                              |                                 | 3-H                          | 2 0 1 0 0 1 0                   |                              |                                 |                              |                                 |                              |                                  |                              |                                 |                                  |                                    |                                  |        |
| Ken Boswell, L (7, PH)<br>OBP: 0.280, SLG: 0.417   |   |                                 | 0-0<br>G4-6-3                |                                 |                              |                                 |                              |                                 |                              | 1 0 0 0 0 0 1                   |                              |                                 |                              |                                 |                              |                                  |                              |                                 |                                  |                                    |                                  |        |
| George Stone, L (7, 1)<br>OBP: 0.333, SLG: 0.333   |   |                                 |                              |                                 |                              |                                 |                              |                                 |                              | 0 0 0 0 0 0 0                   |                              |                                 |                              |                                 |                              |                                  |                              |                                 |                                  |                                    |                                  |        |
| Jim Fregosi, R (9, PH)<br>OBP: 0.314, SLG: 0.233   |   |                                 |                              |                                 |                              |                                 |                              |                                 |                              | 1 0 0 1 0 0 0                   |                              |                                 |                              |                                 |                              |                                  |                              |                                 |                                  |                                    |                                  |        |
| <b>Inning Stats</b>                                | R: 0<br>E: 0<br>K: 0<br>S: 5                          | H: 2<br>LOB: 2<br>BB: 0<br>P: 5 | R: 0<br>E: 0<br>K: 1<br>S: 5 | H: 0<br>LOB: 0<br>BB: 0<br>P: 5 | R: 0<br>E: 0<br>K: 0<br>S: 3 | H: 1<br>LOB: 0<br>BB: 0<br>P: 3 | R: 0<br>E: 0<br>K: 0<br>S: 4 | H: 1<br>LOB: 1<br>BB: 0<br>P: 4 | R: 0<br>E: 0<br>K: 1<br>S: 5 | H: 0<br>LOB: 0<br>BB: 0<br>P: 5 | R: 2<br>E: 0<br>K: 0<br>S: 5 | H: 2<br>LOB: 0<br>BB: 0<br>P: 5 | R: 1<br>E: 0<br>K: 0<br>S: 5 | H: 2<br>LOB: 1<br>BB: 0<br>P: 5 | R: 1<br>E: 1<br>K: 1<br>S: 7 | H: 1<br>LOB: 2<br>BB: 1<br>P: 11 | R: 1<br>E: 0<br>K: 0<br>S: 4 | H: 1<br>LOB: 0<br>BB: 0<br>P: 4 | 1B: 7<br>2B: 1<br>3B: 1<br>HR: 1 | SF: 1<br>SAC: 0<br>DP: 1<br>HBP: 0 | WP: 0<br>PB: 0<br>SB: 0<br>CS: 0 | PA: 38 |
| <b>PITCHER</b>                                     | IP WLS BF H R ER SO BB IBB HBP BLK WP HR S P ERA WHIP |                                 |                              |                                 |                              |                                 |                              |                                 |                              |                                 |                              |                                 |                              |                                 |                              |                                  |                              |                                 |                                  |                                    |                                  |        |
| Juan Marichal, R (1, 1)<br>ERA: 2.92               | 7.0 W 28 8 3 3 2 0 0 0 0 0 1 32 32 3.86 1.143         |                                 |                              |                                 |                              |                                 |                              |                                 |                              |                                 |                              |                                 |                              |                                 |                              |                                  |                              |                                 |                                  |                                    |                                  |        |
| Sam McDowell, L (8, 1)<br>ERA: 5.24                | 1.0 7 2 2 1 1 1 0 0 0 0 0 8 12 9.00 3.000             |                                 |                              |                                 |                              |                                 |                              |                                 |                              |                                 |                              |                                 |                              |                                 |                              |                                  |                              |                                 |                                  |                                    |                                  |        |
| Elias Sosa, R (9, 1)<br>ERA: 1.75                  | 1.0 S 3 0 0 0 0 0 0 0 0 0 0 3 3 0.00 0.000            |                                 |                              |                                 |                              |                                 |                              |                                 |                              |                                 |                              |                                 |                              |                                 |                              |                                  |                              |                                 |                                  |                                    |                                  |        |

**New York Mets @ San Francisco Giants**  
 Candlestick Park, San Francisco, CA  
 Mon May 28 1973, 6:33 AM EDT  
 Att: 18,101 - Unknown

|     |    |
|-----|----|
| AB  | 36 |
| R   | 5  |
| H   | 10 |
| RBI | 5  |
| BB  | 1  |
| SO  | 3  |
| LOB | 15 |



| Batter  | 1            | 2            | 3            | 4          | 5            | 6         | 7                   | 8        | 9 |
|---|--------------|--------------|--------------|------------|--------------|-----------|---------------------|----------|---|
| <b>Bobby Bonds, R</b><br>OBP: 0.379, SLG: 0.573 (1, 9) X          | 0-0<br>HR    | 0-0<br>1B    |              | 0-0<br>5-3 |              | 0-3<br>K  |                     | 0-3<br>K |   |
| <b>Tito Fuentes, S</b><br>OBP: 0.318, SLG: 0.376 (1, 4) X         | 0-0<br>6-3   | 0-0<br>1B    |              | 0-3<br>K   |              | 0-0<br>F9 |                     |          |   |
| <b>Garry Maddox, R</b><br>OBP: 0.389, SLG: 0.507 (1, 8) X         | 0-0<br>6-3   | 0-0<br>F9    |              | 0-3<br>K   |              |           | 0-0<br>1B 6-3<br>1B |          |   |
| <b>Willie McCovey, L</b><br>OBP: 0.382, SLG: 0.470 (1, 3) B B B B | 4-0<br>1B BB | 0-3<br>K     |              |            | 4-0<br>2B BB |           | 0-0<br>F6           |          |   |
| <b>Ed Goodson, L</b><br>OBP: 0.381, SLG: 0.444 (1, 5) X           | 0-0<br>1B    |              | 0-3<br>K     |            | 0-0<br>F8    |           | 0-0<br>6-3          |          |   |
| <b>Gary Matthews, R</b><br>OBP: 0.429, SLG: 0.528 (1, 7) B B B B  |              | 4-0<br>1B BB | 4-0<br>3B BB |            | 0-3<br>K     |           | 0-0<br>2-3<br>1B    |          |   |
| <b>Chris Speier, R</b><br>OBP: 0.350, SLG: 0.442 (1, 6) X         |              | 0-0<br>F9    | 0-0<br>3B    |            | 0-0<br>2B    |           | 0-0<br>4-3          |          |   |
| <b>Dave Rader, L</b><br>OBP: 0.302, SLG: 0.274 (1, 2) X           |              | 0-0<br>1B 1B | 0-0<br>G3    |            | 0-0<br>F2    |           | 0-0<br>F9           |          |   |
| <b>Juan Marichal, R</b><br>OBP: 0.310, SLG: 0.280 (1, 1) X        |              | 0-0<br>1B 1B | 0-0<br>5-3   |            |              | 0-0<br>G3 |                     | 0-3<br>K |   |
| <b>Sam McDowell, L</b><br>OBP: 0.182, SLG: 0.182 (8, 1) X         |              |              |              |            |              |           |                     |          |   |
| <b>Elias Sosa, R</b><br>OBP: 1.000, SLG: 1.000 (9, 1) X           |              |              |              |            |              |           |                     |          |   |

| AB | R | H | RBI | BB | SO | LOB |
|----|---|---|-----|----|----|-----|
| 5  | 2 | 2 | 2   | 0  | 2  | 0   |
| 4  | 0 | 1 | 1   | 0  | 1  | 0   |
| 4  | 0 | 1 | 0   | 0  | 1  | 1   |
| 2  | 0 | 0 | 0   | 2  | 1  | 2   |
| 4  | 0 | 1 | 0   | 0  | 1  | 2   |
| 2  | 2 | 1 | 0   | 2  | 1  | 1   |
| 4  | 0 | 2 | 1   | 0  | 0  | 3   |
| 4  | 1 | 1 | 1   | 0  | 0  | 3   |
| 3  | 1 | 1 | 0   | 0  | 0  | 1   |
| 1  | 0 | 0 | 0   | 0  | 1  | 0   |
| 0  | 0 | 0 | 0   | 0  | 0  | 0   |

**BOTTOM**

**New York Mets @ San Francisco Giants**  
Candlestick Park, San Francisco, CA  
Mon May 28 1973, 6:33 AM EDT  
Att. 18,101 - Unknown

[livebaseballscorecards.com](http://livebaseballscorecards.com)

|            |           |
|------------|-----------|
| <b>AB</b>  | <b>33</b> |
| <b>R</b>   | <b>6</b>  |
| <b>H</b>   | <b>10</b> |
| <b>RBI</b> | <b>5</b>  |
| <b>BB</b>  | <b>4</b>  |
| <b>SO</b>  | <b>8</b>  |
| <b>LOB</b> | <b>13</b> |



|       |        |       |        |
|-------|--------|-------|--------|
| 1B: 7 | SF: 0  | WP: 0 | PA: 37 |
| 2B: 1 | SAC: 0 | PB: 0 |        |
| 3B: 1 | DP: 0  | SB: 1 |        |
| HR: 1 | HBP: 0 | CS: 0 |        |

| Inning Stats                              | R: 1    | H: 2   | E: 0   | K: 0 | S: 4 | LOB: 2 | BB: 1 | P: 8  |        |        |        |       |       |       |       |            |             |
|---|---------|--------|--------|------|------|--------|-------|-------|--------|--------|--------|-------|-------|-------|-------|------------|-------------|
| <b>Tommy Moore, R</b><br>ERA: 10.8 (1, 1) | IP: 1.1 | WLS: 0 | BF: 11 | H: 6 | R: 5 | ER: 4  | SO: 0 | BB: 2 | IBB: 0 | HBP: 0 | BLK: 0 | WP: 0 | HR: 1 | S: 9  | P: 17 | ERA: 27.00 | WHIP: 6.000 |
| <b>Ray Sadecki, L</b><br>ERA: 4.15 (2, 1) | IP: 4.2 | WLS: 1 | BF: 18 | H: 2 | R: 1 | ER: 1  | SO: 6 | BB: 2 | IBB: 0 | HBP: 0 | BLK: 0 | WP: 0 | HR: 0 | S: 28 | P: 36 | ERA: 1.93  | WHIP: 0.857 |
| <b>George Stone, L</b><br>ERA: 0.6 (7, 1) | IP: 2.0 | WLS: 0 | BF: 8  | H: 2 | R: 0 | ER: 0  | SO: 2 | BB: 0 | IBB: 0 | HBP: 0 | BLK: 0 | WP: 0 | HR: 0 | S: 12 | P: 12 | ERA: 0.00  | WHIP: 1.000 |

**New York Mets @ San Francisco Giants**  
 Candlestick Park, San Francisco, CA

Tue May 29 1973, 10:05 PM EDT  
 Att. 7,289 - Unknown

[livebaseballscorecards.com](http://livebaseballscorecards.com)

|            |           |
|------------|-----------|
| <b>AB</b>  | <b>35</b> |
| <b>R</b>   | <b>5</b>  |
| <b>H</b>   | <b>11</b> |
| <b>RBI</b> | <b>5</b>  |
| <b>BB</b>  | <b>6</b>  |
| <b>SO</b>  | <b>2</b>  |
| <b>LOB</b> | <b>21</b> |



| Batter   | 1         | 2                  | 3            | 4                | 5          | 6                     | 7          | 8                  | 9                               | AB R H RBI BB SO LOB |
|--|-----------|--------------------|--------------|------------------|------------|-----------------------|------------|--------------------|---------------------------------|----------------------|
| Wayne Garrett, L (1, 5)<br>OBP: 0.360, SLG: 0.371    | 0-0<br>1B |                    | 0-0<br>P6    |                  | 0-0<br>4-3 |                       | 0-0<br>F2  |                    | 4-0<br>BB<br>FC3-2<br>BB        | 4 0 1 1 1 0 1        |
| Felix Millan, R (1, 4)<br>OBP: 0.301, SLG: 0.321     | 0-0<br>F9 |                    | 0-0<br>F9    |                  | 0-0<br>5-3 |                       |            | 0-0<br>G6-3<br>1B  | 0-0<br>FC3-2<br>BB<br>SF8<br>1B | 5 1 2 2 0 0 1        |
| John Milner, L (1, 3)<br>OBP: 0.427, SLG: 0.582      | 0-0<br>F7 |                    | 0-0<br>F9    |                  |            | 0-3<br>K              |            | 0-0<br>G6-3<br>1B  | 4-0<br>BB<br>FC3-2<br>BB        | 4 0 0 0 1 1 2        |
| Rusty Staub, L (1, 9)<br>OBP: 0.357, SLG: 0.396      | 0-0<br>F7 |                    |              | 0-0<br>4-3<br>1B |            | 4-0<br>FC5-4<br>BB    |            | 0-0<br>1B<br>1B    | 0-0<br>FC3-2<br>BB              | 4 0 2 0 1 0 4        |
| Ed Kranepool, L (1, 7)<br>OBP: 0.333, SLG: 0.394     |           | 0-0<br>F8          |              | 0-0<br>4-3       |            | 0-0<br>FC5-4<br>FC4-6 |            | 0-0<br>FC4-6<br>1B | 0-0<br>SF8                      | 4 0 1 0 0 0 2        |
| George Theodore, R (9, PH)<br>OBP: 0.333, SLG: 0.344 |           |                    |              | 1-2              |            | 1-2f                  |            | 1-2                | 3-H                             | 0 0 0 1 0 0 0        |
| Jerry May, R (9, 2)<br>OBP: 0.270, SLG: 0.273        |           |                    |              |                  |            |                       |            |                    |                                 | 0 0 0 0 0 0 0        |
| Jim Gosger, L (1, 8)<br>OBP: 0.318, SLG: 0.271       |           | 0-0<br>FC5-4<br>1B |              | 0-0<br>F7        |            | 0-0<br>FC4-6          |            | 0-0<br>FC4-6       | 4-0<br>BB                       | 4 0 1 0 1 0 4        |
| Duffy Dyer, R (1, 2)<br>OBP: 0.212, SLG: 0.156       |           |                    | 0-0<br>FC5-4 |                  | 0-0<br>5-3 |                       | 0-3<br>K   |                    | 0-0<br>BB<br>BB                 | 3 0 0 0 0 1 2        |
| Ken Boswell, L (9, PH)<br>OBP: 0.296, SLG: 0.400     |           |                    | 1-2f         |                  |            |                       |            |                    | 0-0<br>4-3                      | 1 1 0 0 1 0 3        |
| Ted Martinez, R (9, 8)<br>OBP: 0.258, SLG: 0.211     |           |                    |              |                  |            |                       |            |                    |                                 | 0 0 0 0 0 0 0        |
| Bud Harrelson, S (1, 6)<br>OBP: 0.364, SLG: 0.300    |           | 4-0<br>BB<br>BB    |              |                  |            | 0-0<br>F7             |            | 0-0<br>SH1<br>1B   | 0-0<br>BB<br>1B<br>1B           | 3 1 2 0 1 0 0        |
| Tom Seaver, R (1, 1)<br>OBP: 0.241, SLG: 0.296       |           |                    | 0-0<br>FC5   |                  | 0-0<br>HR  |                       | 0-0<br>SH1 |                    | 0-0<br>BB<br>1B                 | 3 2 2 1 0 0 2        |
|  |           |                    | 2-3f         |                  |            |                       |            |                    | 1-2<br>2-3                      |                      |

| Inning Stats | R: 0 | H: 1 | E: 0 | LOB: 1 | K: 0 | BB: 0 | S: 4 | P: 4 | R: 0 | H: 1 | E: 0 | LOB: 2 | K: 0 | BB: 1 | S: 4 | P: 8 | R: 0 | H: 0 | E: 0 | LOB: 0 | K: 0 | BB: 0 | S: 3 | P: 3 | R: 0 | H: 1 | E: 0 | LOB: 1 | K: 0 | BB: 0 | S: 4 | P: 4 | R: 1 | H: 1 | E: 0 | LOB: 0 | K: 0 | BB: 0 | S: 4 | P: 4 | R: 0 | H: 0 | E: 0 | LOB: 1 | K: 1 | BB: 1 | S: 5 | P: 9 | R: 0 | H: 1 | E: 0 | LOB: 1 | K: 1 | BB: 0 | S: 6 | P: 6 | R: 0 | H: 3 | E: 0 | LOB: 2 | K: 0 | BB: 0 | S: 5 | P: 5 | R: 4 | H: 3 | E: 0 | LOB: 3 | K: 0 | BB: 4 | S: 6 | P: 22 | 1B: 10 | SF: 1 | 2B: 0 | SAC: 1 | 3B: 0 | DP: 1 | HR: 1 | HBP: 0 | WP: 0 | PA: 43 |
|--------------|------|------|------|--------|------|-------|------|------|------|------|------|--------|------|-------|------|------|------|------|------|--------|------|-------|------|------|------|------|------|--------|------|-------|------|------|------|------|------|--------|------|-------|------|------|------|------|------|--------|------|-------|------|------|------|------|------|--------|------|-------|------|------|------|------|------|--------|------|-------|------|------|------|------|------|--------|------|-------|------|-------|--------|-------|-------|--------|-------|-------|-------|--------|-------|--------|
|--------------|------|------|------|--------|------|-------|------|------|------|------|------|--------|------|-------|------|------|------|------|------|--------|------|-------|------|------|------|------|------|--------|------|-------|------|------|------|------|------|--------|------|-------|------|------|------|------|------|--------|------|-------|------|------|------|------|------|--------|------|-------|------|------|------|------|------|--------|------|-------|------|------|------|------|------|--------|------|-------|------|-------|--------|-------|-------|--------|-------|-------|-------|--------|-------|--------|

| PITCHER                             | IP  | WLS | BF | H | R | ER | SO | BB | IBB | HBP | BLK | WP | HR | S  | P  | ERA  | WHIP  |
|-------------------------------------|-----|-----|----|---|---|----|----|----|-----|-----|-----|----|----|----|----|------|-------|
| Jim Barr, R (1, 1)<br>ERA: 3.53     | 8.0 |     | 34 | 8 | 2 | 2  | 2  | 3  | 0   | 0   | 0   | 0  | 1  | 35 | 47 | 2.25 | 1.375 |
| Randy Moffitt, R (9, 1)<br>ERA: 2.4 | 0.0 | L   | 4  | 3 | 2 | 2  | 0  | 1  | 0   | 0   | 0   | 0  | 0  | 3  | 7  | ∞    | ∞     |
| Sam McDowell, L (9, 1)<br>ERA: 5.09 | 1.0 |     | 5  | 0 | 1 | 1  | 0  | 2  | 0   | 0   | 0   | 0  | 0  | 3  | 11 | 9.00 | 2.000 |

| PITCHER | IP | WLS | BF | H | R | ER | SO | BB | IBB | HBP | BLK | WP | HR | S | P | ERA | WHIP |
|---------|----|-----|----|---|---|----|----|----|-----|-----|-----|----|----|---|---|-----|------|
|---------|----|-----|----|---|---|----|----|----|-----|-----|-----|----|----|---|---|-----|------|

| Batter  | 1       | 2       | 3         | 4 | 5         | 6          | 7 | 8         | 9         | AB | R | H | RBI | BB | SO | LOB |
|---|---------|---------|-----------|---|-----------|------------|---|-----------|-----------|----|---|---|-----|----|----|-----|
| <b>Bobby Bonds, R</b><br>OBP: 0.373, SLG: 0.563 (1, 9)    | 0-3 K ① |         | 0-3 K ②   |   |           | 0-3 K ①    |   | 0-3 K ②   |           | 4  | 0 | 0 | 0   | 0  | 4  | 0   |
| <b>Tito Fuentes, S</b><br>OBP: 0.317, SLG: 0.378 (1, 4)   | 0-0 6-3 |         | 0-0 P6    |   |           | 0-0 HR 2B  |   | 0-3 K ③   |           | 4  | 1 | 1 | 0   | 0  | 1  | 0   |
| <b>Garry Maddox, R</b><br>OBP: 0.385, SLG: 0.507 (1, 8)   | 0-0 2B  |         |           |   | 0-3 K ①   | 0-0 5-3 ②  |   |           | 0-3 K ①   | 4  | 0 | 1 | 0   | 0  | 2  | 1   |
| <b>Willie McCovey, L</b><br>OBP: 0.379, SLG: 0.486 (1, 3) | 0-3 K ③ |         |           |   | 0-3 K ②   | 0-0 HR 2-H |   |           | 0-3 K ②   | 4  | 1 | 1 | 2   | 0  | 3  | 1   |
| <b>Ed Goodson, L</b><br>OBP: 0.371, SLG: 0.432 (1, 5)     |         | 0-3 K ① |           |   | 0-0 5-3 ③ | 0-0 4-3 ③  |   |           | 0-0 3-1 ③ | 4  | 0 | 0 | 0   | 0  | 1  | 0   |
| <b>Gary Matthews, R</b><br>OBP: 0.427, SLG: 0.519 (1, 7)  |         | 0-3 K ② |           |   | 4-0 BB    |            |   | 0-3 K ①   |           | 2  | 0 | 0 | 0   | 1  | 2  | 0   |
| <b>Chris Speier, R</b><br>OBP: 0.350, SLG: 0.438 (1, 6)   |         | 4-0 BB  |           |   | 0-3 K ①   |            |   | 0-0 F7 ②  |           | 2  | 0 | 0 | 0   | 1  | 1  | 1   |
| <b>Dave Rader, L</b><br>OBP: 0.297, SLG: 0.269 (1, 2)     |         | 0-3 K ③ |           |   | 0-0 F7 ②  |            |   | 0-0 4-3 ③ |           | 3  | 0 | 0 | 0   | 0  | 1  | 2   |
| <b>Jim Barr, R</b><br>OBP: 0.148, SLG: 0.080 (1, 1)       |         |         | 0-0 4-3 ① |   |           | 0-3 K ③    |   |           | 0-0 F8 ①  | 3  | 0 | 0 | 0   | 0  | 1  | 1   |
| <b>Randy Moffitt, R</b><br>(9, 1)                         |         |         |           |   |           |            |   |           |           | 0  | 0 | 0 | 0   | 0  | 0  | 0   |
| <b>Sam McDowell, L</b><br>OBP: 0.182, SLG: 0.182 (9, 1)   |         |         |           |   |           |            |   |           |           | 0  | 0 | 0 | 0   | 0  | 0  | 0   |

| Inning Stats   | R: 0 | H: 1 | E: 0 | K: 2 | S: 8 | R: 0 | H: 0 | E: 0 | K: 3 | S: 9 | R: 0 | H: 0 | E: 0 | K: 1 | S: 5 | R: 0 | H: 0  | E: 0 | K: 2 | S: 7 | R: 0 | H: 0 | E: 0 | K: 2 | S: 7 | R: 2 | H: 2 | E: 0 | K: 1 | S: 7 | R: 0 | H: 0 | E: 0 | K: 1 | S: 5 | R: 0 | H: 0 | E: 0 | K: 2 | S: 7 | R: 0 | H: 0 | E: 0 | K: 2 | S: 7 | R: 0 | H: 0 | E: 0 | K: 2 | S: 7 |
|--|------|------|------|------|------|------|------|------|------|------|------|------|------|------|------|------|-------|------|------|------|------|------|------|------|------|------|------|------|------|------|------|------|------|------|------|------|------|------|------|------|------|------|------|------|------|------|------|------|------|------|
| <b>PITCHER</b><br><b>Tom Seaver, R</b><br>ERA: 1.71 (1, 1) | IP   | WLS  | BF   | H    | R    | ER   | SO   | BB   | IBB  | HBP  | BLK  | WP   | HR   | S    | P    | ERA  | WHIP  |      |      |      |      |      |      |      |      |      |      |      |      |      |      |      |      |      |      |      |      |      |      |      |      |      |      |      |      |      |      |      |      |      |
|  | 9.0  | W    | 32   | 3    | 2    | 2    | 16   | 2    | 0    | 0    | 0    | 0    | 1    | 62   | 70   | 2.00 | 0.556 |      |      |      |      |      |      |      |      |      |      |      |      |      |      |      |      |      |      |      |      |      |      |      |      |      |      |      |      |      |      |      |      |      |

**BOTTOM**

**New York Mets @ San Francisco Giants**  
Candlestick Park, San Francisco, CA

Tue May 29 1973, 10:05 PM EDT  
Att. 7,289 - Unknown

livebaseballscorecards.com

|            |           |
|------------|-----------|
| <b>AB</b>  | <b>30</b> |
| <b>R</b>   | <b>2</b>  |
| <b>H</b>   | <b>3</b>  |
| <b>RBI</b> | <b>2</b>  |
| <b>BB</b>  | <b>2</b>  |
| <b>SO</b>  | <b>16</b> |
| <b>LOB</b> | <b>6</b>  |

**GIANTS**

|       |        |
|-------|--------|
| WP: 0 | PA: 32 |
| PB: 0 | SB: 0  |
| CS: 0 |        |

| Batter   | 1   | 2                               | 3                            | 4                               | 5                            | 6                               | 7                            | 8                               | 9                            | AB R H RBI BB SO LOB            | TOP  |                                 |                              |                                 |                                  |                                    |                                  |        |
|--|---|---------------------------------|------------------------------|---------------------------------|------------------------------|---------------------------------|------------------------------|---------------------------------|------------------------------|---------------------------------|--|---------------------------------|------------------------------|---------------------------------|----------------------------------|------------------------------------|----------------------------------|--------|
| Wayne Garrett, L (1, 4)<br>OBP: 0.357, SLG: 0.383    | 0-3<br>K  |                                 | 0-0<br>1-H<br>3B             |                                 |                              | 0-0<br>FC4-6                    |                              | 0-0<br>G3                       |                              | 4 0 1 1 0 1 1                   | <b>New York Mets @ San Francisco Giants</b><br>Candlestick Park, San Francisco, CA<br>Wed May 30 1973, 6:33 AM EDT<br>Att. 5,296 - Unknown |                                 |                              |                                 |                                  |                                    |                                  |        |
| Ken Boswell, L (1, 5)<br>OBP: 0.290, SLG: 0.379      | 0-0<br>6-3  |                                 | 0-3<br>K                     |                                 |                              | 0-0<br>FC4-6<br>1B              |                              | 0-0                             |                              | 4 0 1 1 0 1 2                   |  |                                 |                              |                                 |                                  |                                    |                                  |        |
| John Milner, L (1, 3)<br>OBP: 0.407, SLG: 0.549      | 0-3<br>K  |                                 |                              |                                 |                              | 0-0<br>F8                       |                              | 0-0<br>4-3                      |                              | 4 0 0 0 0 1 2                   |  |                                 |                              |                                 |                                  |                                    |                                  |        |
| Rusty Staub, L (1, 9)<br>OBP: 0.354, SLG: 0.393      |   | 0-0<br>F7                       |                              |                                 |                              | 0-0<br>F8                       |                              | 0-0<br>L9                       |                              | 4 0 1 0 0 0 0                   |  |                                 |                              |                                 |                                  |                                    |                                  |        |
| Ed Kranepool, L (1, 7)<br>OBP: 0.324, SLG: 0.381     |   | 0-0<br>P5                       |                              |                                 |                              | 0-0<br>F9                       |                              | 0-0<br>F2                       |                              | 3 0 0 0 0 0 2                   |  |                                 |                              |                                 |                                  |                                    |                                  |        |
| Jim Fregosi, R (9, PH)<br>OBP: 0.310, SLG: 0.230     |   |                                 |                              |                                 |                              |                                 |                              |                                 |                              | 1 0 0 0 0 0 0                   |  |                                 |                              |                                 |                                  |                                    |                                  |        |
| Jim Gosger, L (1, 8)<br>OBP: 0.304, SLG: 0.258       |   | 0-0<br>F7                       |                              |                                 |                              |                                 |                              | 0-0<br>F8                       |                              | 3 0 0 0 0 1 0                   |  |                                 |                              |                                 |                                  |                                    |                                  |        |
| George Theodore, R (9, PH)<br>OBP: 0.328, SLG: 0.339 |   |                                 |                              |                                 |                              |                                 |                              |                                 |                              | 1 0 0 0 0 0 0                   |  |                                 |                              |                                 |                                  |                                    |                                  |        |
| Duffy Dyer, R (1, 2)<br>OBP: 0.206, SLG: 0.152       |   |                                 | 0-0<br>F2                    |                                 |                              | 0-0<br>5-3                      |                              | 0-0<br>6-3                      |                              | 3 0 0 0 0 0 0                   |  |                                 |                              |                                 |                                  |                                    |                                  |        |
| Bud Harrelson, S (1, 6)<br>OBP: 0.358, SLG: 0.294    |   |                                 | 0-3<br>K                     |                                 |                              | 0-0<br>6-3                      |                              | 0-0<br>F7                       |                              | 3 0 0 0 0 1 0                   |  |                                 |                              |                                 |                                  |                                    |                                  |        |
| Jon Matlack, L (1, 1)<br>OBP: 0.412, SLG: 0.231      |   |                                 | 0-0                          |                                 |                              | 4-0<br>E<br>FC4-6<br>BB         |                              | 0-0<br>6-3                      |                              | 1 2 1 0 1 0 0                   |  |                                 |                              |                                 |                                  |                                    |                                  |        |
| Jim Beauchamp, R (8, PH)<br>OBP: 0.357, SLG: 0.261   |   |                                 | 3B                           |                                 |                              |                                 |                              |                                 |                              | 1 0 0 0 0 0 0                   |  |                                 |                              |                                 |                                  |                                    |                                  |        |
| Phil Hennigan, R (8, 1)<br>OBP: 0.333, SLG: 0.333    |   |                                 | 1B                           |                                 |                              |                                 |                              |                                 |                              | 0 0 0 0 0 0 0                   |  |                                 |                              |                                 |                                  |                                    |                                  |        |
| <b>Inning Stats</b>                                  | R: 0<br>E: 0<br>K: 2<br>S: 7                          | H: 0<br>LOB: 0<br>BB: 0<br>P: 7 | R: 0<br>E: 0<br>K: 0<br>S: 3 | H: 0<br>LOB: 0<br>BB: 0<br>P: 3 | R: 1<br>E: 0<br>K: 2<br>S: 9 | H: 2<br>LOB: 1<br>BB: 0<br>P: 9 | R: 0<br>E: 0<br>K: 0<br>S: 3 | H: 0<br>LOB: 0<br>BB: 0<br>P: 3 | R: 0<br>E: 0<br>K: 1<br>S: 5 | H: 0<br>LOB: 0<br>BB: 0<br>P: 5 | R: 0<br>E: 0<br>K: 0<br>S: 4   | H: 1<br>LOB: 1<br>BB: 0<br>P: 4 | R: 0<br>E: 0<br>K: 0<br>S: 3 | H: 0<br>LOB: 0<br>BB: 0<br>P: 3 | 1B: 3<br>2B: 0<br>3B: 1<br>HR: 0 | SF: 0<br>SAC: 0<br>DP: 0<br>HBP: 0 | WP: 0<br>PB: 0<br>SB: 0<br>CS: 0 | PA: 33 |
| <b>PITCHER</b>                                       | IP WLS BF H R ER SO BB IBB HBP BLK WP HR S P ERA WHIP |                                 |                              |                                 |                              |                                 |                              |                                 |                              |                                 |  |                                 |                              |                                 |                                  |                                    |                                  |        |
| Tom Bradley, R (1, 1)<br>ERA: 3.43                   | 7.2 W 29 4 2 1 5 1 0 0 0 0 0 0 38 42 1.17 0.652       |                                 |                              |                                 |                              |                                 |                              |                                 |                              |                                 |  |                                 |                              |                                 |                                  |                                    |                                  |        |
| Sam McDowell, L (8, 1)<br>ERA: 4.91                  | 1.1 S 4 0 0 0 0 0 0 0 0 0 0 0 4 4 0.00 0.000          |                                 |                              |                                 |                              |                                 |                              |                                 |                              |                                 |  |                                 |                              |                                 |                                  |                                    |                                  |        |

|            |    |
|------------|----|
| <b>AB</b>  | 32 |
| <b>R</b>   | 2  |
| <b>H</b>   | 4  |
| <b>RBI</b> | 2  |
| <b>BB</b>  | 1  |
| <b>SO</b>  | 5  |
| <b>LOB</b> | 7  |



|       |        |
|-------|--------|
| WP: 0 | PA: 33 |
| PB: 0 |        |
| SB: 0 |        |
| CS: 0 |        |

| Batter   | 1       | 2          | 3       | 4       | 5       | 6          | 7         | 8       | 9 | AB | R | H | RBI | BB | SO | LOB |
|--|---------|------------|---------|---------|---------|------------|-----------|---------|---|----|---|---|-----|----|----|-----|
| <b>Bobby Bonds, R</b> (1, 9)<br>OBP: 0.368, SLG: 0.555<br><b>Gary Thomasson, L</b> (7, PH)<br>OBP: 0.314, SLG: 0.338<br>(8, 9) | 0-0 1-3 | 0-3 K      |         |         | 0-3 K   |            | 0-3 K     |         |   | 3  | 0 | 0 | 0   | 0  | 2  | 2   |
| <b>Tito Fuentes, S</b> (1, 4)<br>OBP: 0.316, SLG: 0.390  | 0-0 6-3 |            | 0-0 5-3 |         |         | 0-0 HR     | 0-0 FC1-4 |         |   | 4  | 1 | 1 | 1   | 0  | 0  | 1   |
| <b>Garry Maddox, R</b> (1, 8)<br>OBP: 0.375, SLG: 0.493  | 0-0 P6  |            | 0-3 K   |         |         | 0-0 P3     |           | 0-0 4-3 |   | 4  | 0 | 0 | 0   | 0  | 1  | 0   |
| <b>Ed Goodson, L</b> (1, 5)<br>OBP: 0.388, SLG: 0.427<br><b>Mike Phillips, L</b> (9, 5)<br>OBP: 0.333, SLG: 0.357              |         | 0-0 5-3 1B | 0-3 K   |         |         | 0-3 K      |           | 0-0 4-3 |   | 4  | 1 | 1 | 0   | 0  | 2  | 0   |
| <b>Gary Matthews, R</b> (1, 7)<br>OBP: 0.429, SLG: 0.515   |         | 0-0 1-2 1B |         | 0-0 4-3 |         | 4-0 1B     |           | 0-0 4-3 |   | 3  | 1 | 1 | 0   | 1  | 0  | 0   |
| <b>Chris Speier, R</b> (1, 6)<br>OBP: 0.350, SLG: 0.436  |         | 0-0 5-3    |         | 0-0 F7  |         | 0-0 1-3 1B |           |         |   | 3  | 0 | 1 | 0   | 0  | 0  | 2   |
| <b>Dave Kingman, R</b> (1, 3)<br>OBP: 0.236, SLG: 0.408  |         | 4-0 1B     |         | 0-0 P4  |         | 0-0 F7     |           |         |   | 2  | 0 | 0 | 0   | 1  | 0  | 2   |
| <b>Dave Rader, L</b> (1, 2)<br>OBP: 0.297, SLG: 0.270  |         | 0-3 K      |         |         | 0-0 3-1 |            | 0-0 FC1-4 |         |   | 3  | 0 | 1 | 0   | 0  | 1  | 3   |
| <b>Tom Bradley, R</b> (1, 1)<br>OBP: 0.176, SLG: 0.176<br><b>Sam McDowell, L</b> (8, 1)<br>OBP: 0.182, SLG: 0.182              |         | 0-0 1-2 1B |         |         | 0-3 K   |            | 0-3 K     |         |   | 3  | 0 | 1 | 2   | 0  | 2  | 1   |

| Inning Stats | R: 0   | H: 0  | E: 0 | K: 0   | S: 3  | R: 2  | H: 3   | E: 0  | K: 2 | S: 10  | R: 0  | H: 0 | E: 0   | K: 2  | S: 7 | R: 0   | H: 0  | E: 0  | K: 1   | S: 3  | R: 0 | H: 0   | E: 0  | K: 2 | S: 7   | R: 1  | H: 2 | E: 0   | K: 1  | S: 7 | R: 0   | H: 1  | E: 0 | K: 2   | S: 8  | R: 0 | H: 0   | E: 0  | K: 0 | S: 3   |       |      |
|--------------|--------|-------|------|--------|-------|-------|--------|-------|------|--------|-------|------|--------|-------|------|--------|-------|-------|--------|-------|------|--------|-------|------|--------|-------|------|--------|-------|------|--------|-------|------|--------|-------|------|--------|-------|------|--------|-------|------|
|              | LOB: 0 | BB: 0 | P: 3 | LOB: 2 | BB: 1 | P: 14 | LOB: 0 | BB: 0 | P: 7 | LOB: 0 | BB: 0 | P: 3 | LOB: 0 | BB: 0 | P: 7 | LOB: 2 | BB: 1 | P: 11 | LOB: 1 | BB: 0 | P: 3 | LOB: 0 | BB: 0 | P: 3 | LOB: 0 | BB: 0 | P: 3 | LOB: 0 | BB: 0 | P: 3 | LOB: 0 | BB: 0 | P: 3 | LOB: 0 | BB: 0 | P: 3 | LOB: 0 | BB: 0 | P: 3 | LOB: 0 | BB: 0 | P: 3 |

| PITCHER                                     | IP  | WLS | BF | H | R | ER | SO | BB | IBB | HBP | BLK | WP | HR | S  | P  | ERA  | WHIP  |
|---|-----|-----|----|---|---|----|----|----|-----|-----|-----|----|----|----|----|------|-------|
| <b>Jon Mattack, L</b> (1, 1)<br>ERA: 4.48   | 7.0 | L   | 29 | 6 | 3 | 3  | 9  | 1  | 1   | 0   | 0   | 0  | 1  | 45 | 53 | 3.86 | 1.000 |
| <b>Phil Hennigan, R</b> (8, 1)<br>ERA: 3.63 | 1.0 |     | 3  | 0 | 0 | 0  | 0  | 0  | 0   | 0   | 0   | 0  | 0  | 3  | 3  | 0.00 | 0.000 |

**BOTTOM**

**New York Mets @ San Francisco Giants**  
Candlestick Park, San Francisco, CA  
Wed May 30 1973, 6:33 AM EDT  
Att. 5,296 - Unknown

[livebaseballscores.com](http://livebaseballscores.com)

|            |           |
|------------|-----------|
| <b>AB</b>  | <b>30</b> |
| <b>R</b>   | <b>3</b>  |
| <b>H</b>   | <b>6</b>  |
| <b>RBI</b> | <b>3</b>  |
| <b>BB</b>  | <b>2</b>  |
| <b>SO</b>  | <b>9</b>  |
| <b>LOB</b> | <b>12</b> |



|            |   |             |   |            |   |            |    |
|------------|---|-------------|---|------------|---|------------|----|
| <b>1B:</b> | 5 | <b>SF:</b>  | 0 | <b>WP:</b> | 0 | <b>PA:</b> | 32 |
| <b>2B:</b> | 0 | <b>SAC:</b> | 0 | <b>PB:</b> | 0 | <b>SB:</b> | 0  |
| <b>3B:</b> | 0 | <b>DP:</b>  | 0 | <b>CS:</b> | 0 |            |    |
| <b>HR:</b> | 1 | <b>HBP:</b> | 0 |            |   |            |    |

| PITCHER | IP | WLS | BF | H | R | ER | SO | BB | IBB | HBP | BLK | WP | HR | S | P | ERA | WHIP |
|---------|----|-----|----|---|---|----|----|----|-----|-----|-----|----|----|---|---|-----|------|
|---------|----|-----|----|---|---|----|----|----|-----|-----|-----|----|----|---|---|-----|------|

| Batter  | 1  | 2                               | 3                            | 4                               | 5                            | 6                               | 7                            | 8                               | 9                            | AB R H RBI BB SO LOB            | TOP                          |                                 |  |                                 |                              |                                 |                              |                                  |                                  |                                    |                                  |        |
|---|--|---------------------------------|------------------------------|---------------------------------|------------------------------|---------------------------------|------------------------------|---------------------------------|------------------------------|---------------------------------|------------------------------|---------------------------------|--|---------------------------------|------------------------------|---------------------------------|------------------------------|----------------------------------|----------------------------------|------------------------------------|----------------------------------|--------|
| Wayne Garrett, L (1, 5)<br>OBP: 0.347, SLG: 0.371   | 0-0<br>F8  |                                 | 0-0<br>F9                    |                                 | 0-0<br>3-1                   |                                 |                              | 0-3<br>K                        |                              | 4 0 0 0 0 1 1                   |                              |                                 |  |                                 |                              |                                 |                              |                                  |                                  |                                    |                                  |        |
| Felix Millan, R (1, 4)<br>OBP: 0.299, SLG: 0.331    | 0-0<br>F8  |                                 | 0-0<br>4-3                   |                                 |                              | 0-0<br>6-3                      |                              | 0-0<br>3B                       |                              | 4 0 1 0 0 0 1                   |                              |                                 |  |                                 |                              |                                 |                              |                                  |                                  |                                    |                                  |        |
| John Milner, L (1, 3)<br>OBP: 0.400, SLG: 0.533     | 0-0<br>4-3   |                                 |                              | 0-0<br>1B                       |                              | 0-0<br>F9                       |                              | 0-0<br>F7                       |                              | 4 0 1 0 0 0 1                   |                              |                                 |  |                                 |                              |                                 |                              |                                  |                                  |                                    |                                  |        |
| Rusty Staub, L (1, 9)<br>OBP: 0.363, SLG: 0.401     |  | 0-0<br>1B                       |                              | 0-3<br>K                        |                              | 0-0<br>1B                       |                              | 0-0<br>BB                       |                              | 4 0 3 0 0 1 1                   |                              |                                 |  |                                 |                              |                                 |                              |                                  |                                  |                                    |                                  |        |
| Ed Kranepool, L (1, 7)<br>OBP: 0.321, SLG: 0.376    |  | 0-0<br>1B                       |                              | 0-0<br>P4                       |                              | 0-3<br>K                        |                              | 0-0<br>F9                       |                              | 4 0 1 0 0 1 3                   |                              |                                 |  |                                 |                              |                                 |                              |                                  |                                  |                                    |                                  |        |
| Jim Gosger, L (1, 8)<br>OBP: 0.315, SLG: 0.262      |  | 0-3<br>K                        |                              | 0-0<br>1B                       |                              | 0-3<br>K                        |                              | 4-0<br>BB                       |                              | 3 0 1 0 1 2 1                   |                              |                                 |  |                                 |                              |                                 |                              |                                  |                                  |                                    |                                  |        |
| Duffy Dyer, R (1, 2)<br>OBP: 0.198, SLG: 0.146      |  | 0-0<br>6-3                      |                              | 0-0<br>1-3                      |                              | 0-0<br>4-1                      |                              | 0-3<br>K                        |                              | 4 0 0 0 0 1 5                   |                              |                                 |  |                                 |                              |                                 |                              |                                  |                                  |                                    |                                  |        |
| Ted Martinez, R (1, 6)<br>OBP: 0.260, SLG: 0.215    |  |                                 | 0-0<br>SH1-3                 |                                 | 0-0<br>6-3                   |                                 | 0-0<br>5-3                   |                                 | 0-0<br>P4                    | 3 0 1 0 0 0 0                   |                              |                                 |  |                                 |                              |                                 |                              |                                  |                                  |                                    |                                  |        |
| Jim Fregosi, R (9, PH)<br>OBP: 0.306, SLG: 0.226    |  |                                 | 0-0<br>1B                    |                                 |                              |                                 |                              |                                 |                              | 1 0 0 0 0 0 2                   |                              |                                 |  |                                 |                              |                                 |                              |                                  |                                  |                                    |                                  |        |
| Jerry Koosman, R (1, 1)<br>OBP: 0.208, SLG: 0.174   |  |                                 | 0-0<br>SH1-3                 |                                 | 0-3<br>K                     |                                 |                              | 0-0<br>G3                       |                              | 1 0 0 0 0 1 0                   |                              |                                 |  |                                 |                              |                                 |                              |                                  |                                  |                                    |                                  |        |
| Ken Boswell, L (8, PH)<br>OBP: 0.281, SLG: 0.367    |  |                                 | 1-2                          |                                 |                              |                                 |                              |                                 |                              | 1 0 0 0 0 0 0                   |                              |                                 |  |                                 |                              |                                 |                              |                                  |                                  |                                    |                                  |        |
| Tug McGraw, R (8, 1)<br>OBP: 0.167, SLG: 0.167      |  |                                 |                              |                                 |                              |                                 |                              |                                 |                              | 0 0 0 0 0 0 0                   |                              |                                 |  |                                 |                              |                                 |                              |                                  |                                  |                                    |                                  |        |
| <b>Inning Stats</b>                                 | R: 0<br>E: 0<br>K: 0<br>S: 3   | H: 0<br>LOB: 0<br>BB: 0<br>P: 3 | R: 0<br>E: 0<br>K: 1<br>S: 6 | H: 2<br>LOB: 1<br>BB: 0<br>P: 6 | R: 0<br>E: 0<br>K: 0<br>S: 4 | H: 1<br>LOB: 1<br>BB: 0<br>P: 4 | R: 0<br>E: 0<br>K: 1<br>S: 7 | H: 2<br>LOB: 2<br>BB: 0<br>P: 7 | R: 0<br>E: 0<br>K: 1<br>S: 5 | H: 0<br>LOB: 0<br>BB: 0<br>P: 5 | R: 0<br>E: 0<br>K: 1<br>S: 6 | H: 1<br>LOB: 1<br>BB: 0<br>P: 6 | R: 0<br>E: 0<br>K: 1<br>S: 5   | H: 0<br>LOB: 0<br>BB: 0<br>P: 5 | R: 0<br>E: 0<br>K: 1<br>S: 6 | H: 1<br>LOB: 1<br>BB: 0<br>P: 6 | R: 0<br>E: 0<br>K: 1<br>S: 6 | H: 1<br>LOB: 2<br>BB: 1<br>P: 10 | 1B: 7<br>2B: 0<br>3B: 1<br>HR: 0 | SF: 0<br>SAC: 1<br>DP: 0<br>HBP: 0 | WP: 0<br>PB: 0<br>SB: 0<br>CS: 0 | PA: 35 |
| <b>PITCHER</b><br>Bill Greif, R (1, 1)<br>ERA: 2.05 | IP: 9.0<br>WLS: W<br>BF: 35<br>H: 8<br>R: 0<br>ER: 0<br>SO: 7<br>BB: 1<br>IBB: 0<br>HBP: 0<br>BLK: 0<br>WP: 0<br>HR: 0<br>S: 48<br>P: 52<br>ERA: 0.00<br>WHIP: 1.000 |                                 |                              |                                 |                              |                                 |                              |                                 |                              |                                 |                              | <b>PITCHER</b>                  | IP: 9.0<br>WLS: W<br>BF: 35<br>H: 8<br>R: 0<br>ER: 0<br>SO: 7<br>BB: 1<br>IBB: 0<br>HBP: 0<br>BLK: 0<br>WP: 0<br>HR: 0<br>S: 48<br>P: 52<br>ERA: 0.00<br>WHIP: 1.000 |                                 |                              |                                 |                              |                                  |                                  |                                    |                                  |        |

New York Mets @ San Diego Padres  
San Diego Stadium, San Diego, CA

livebaseballscorecards.com

|     |    |
|-----|----|
| AB  | 33 |
| R   | 0  |
| H   | 8  |
| RBI | 0  |
| BB  | 1  |
| SO  | 7  |
| LOB | 15 |



Fri Jun 01 1973, 10:05 PM EDT  
Att. 6,394 - Unknown



| Batter   | 1                            | 2                                | 3                            | 4                               | 5                            | 6                               | 7                            | 8                               | 9                            | AB                              | R                            | H                               | RBI                          | BB                              | SO                               | LOB                                |               |
|--|------------------------------|----------------------------------|------------------------------|---------------------------------|------------------------------|---------------------------------|------------------------------|---------------------------------|------------------------------|---------------------------------|------------------------------|---------------------------------|------------------------------|---------------------------------|----------------------------------|------------------------------------|---------------|
| Enzo Hernandez, R<br>OBP: 0.310, SLG: 0.252<br>(1, 6)  | 0-0 P4                       | 0-0 6-3                          |                              | 0-0 6-3                         |                              |                                 | 0-0 CS 1B                    |                                 |                              | 4                               | 0                            | 1                               | 0                            | 0                               | 0                                | 0                                  |               |
| Johnny Grubb, L<br>OBP: 0.417, SLG: 0.486<br>(1, 8)  | 0-0 BB 1B                    | 0-0 1B                           |                              |                                 | 0-3 K                        |                                 | 0-0 P4 1-2                   |                                 |                              | 4                               | 1                            | 2                               | 0                            | 0                               | 1                                | 1                                  |               |
| Jerry Morales, R<br>OBP: 0.307, SLG: 0.381<br>(1, 7)   | 4-0 1B 2B BB                 | 0-0 1B                           |                              |                                 | 0-0 F8                       |                                 |                              | 0-0 6-3                         |                              | 3                               | 1                            | 1                               | 0                            | 1                               | 0                                | 0                                  |               |
| Cito Gaston, R<br>OBP: 0.343, SLG: 0.477<br>Dave Campbell, R<br>OBP: 0.262, SLG: 0.266<br>(1, 9)<br>(9, 3) | 0-0 F9                       | 0-0 4-3                          |                              |                                 | 0-0 F3                       |                                 |                              | 0-0 F7                          |                              | 4                               | 0                            | 0                               | 0                            | 0                               | 0                                | 4                                  |               |
| Fred Kendall, R<br>OBP: 0.343, SLG: 0.404<br>(1, 2)  | 0-0 2B 1B                    |                                  | 0-0 F9                       |                                 |                              | 0-0 1B                          |                              | 0-0 WP 1B                       |                              | 4                               | 1                            | 3                               | 1                            | 0                               | 0                                | 0                                  |               |
| Ivan Murrell, R<br>OBP: 0.176, SLG: 0.235<br>(1, 3)<br>(9, 9)  | 0-0 1B 2B                    |                                  | 0-0 P4                       |                                 |                              | 0-0 F7                          |                              | 0-3 K                           |                              | 4                               | 1                            | 1                               | 2                            | 0                               | 1                                | 2                                  |               |
| Dave Roberts, R<br>OBP: 0.214, SLG: 0.231<br>(1, 5)  | 0-0 1B                       |                                  | 0-0 F7                       |                                 |                              | 0-0 F7                          |                              |                                 |                              | 3                               | 0                            | 1                               | 1                            | 0                               | 0                                | 1                                  |               |
| Rich Morales, R<br>(1, 4)  | 0-3 K                        |                                  |                              | 0-0 P6                          |                              |                                 | 0-0 F9                       |                                 |                              | 3                               | 0                            | 0                               | 0                            | 0                               | 1                                | 2                                  |               |
| Bill Greif, R<br>OBP: 0.240, SLG: 0.095<br>(1, 1)  |                              | 0-3 K                            |                              | 0-0 1-3                         |                              |                                 | 0-3 K                        |                                 |                              | 3                               | 0                            | 0                               | 0                            | 0                               | 2                                | 0                                  |               |
| <b>Inning Stats</b>  | R: 4<br>E: 0<br>K: 1<br>S: 9 | H: 4<br>LOB: 1<br>BB: 1<br>P: 13 | R: 0<br>E: 0<br>K: 1<br>S: 7 | H: 2<br>LOB: 2<br>BB: 0<br>P: 7 | R: 0<br>E: 0<br>K: 0<br>S: 3 | H: 0<br>LOB: 0<br>BB: 0<br>P: 3 | R: 0<br>E: 0<br>K: 0<br>S: 3 | H: 0<br>LOB: 0<br>BB: 0<br>P: 3 | R: 0<br>E: 0<br>K: 1<br>S: 4 | H: 1<br>LOB: 1<br>BB: 0<br>P: 4 | R: 0<br>E: 0<br>K: 1<br>S: 5 | H: 1<br>LOB: 0<br>BB: 0<br>P: 5 | R: 0<br>E: 0<br>K: 1<br>S: 6 | H: 1<br>LOB: 1<br>BB: 0<br>P: 6 | 1B: 8<br>2B: 1<br>3B: 0<br>HR: 0 | SF: 0<br>SAC: 0<br>DP: 0<br>HBP: 0 |               |
| <b>PITCHER</b><br>Jerry Koosman, L<br>ERA: 2.78<br>Tug McGraw, L<br>ERA: 4.22                              | IP<br>7.0<br>1.0             | WLS<br>L                         | BF<br>29                     | H<br>8                          | R<br>4                       | ER<br>4                         | SO<br>4                      | BB<br>1                         | IBB<br>0                     | HBP<br>0                        | BLK<br>0                     | WP<br>0                         | HR<br>0                      | S<br>36                         | P<br>40                          | ERA<br>5.14                        | WHIP<br>1.286 |
|  |                              |                                  |                              |                                 |                              |                                 |                              |                                 |                              |                                 |                              |                                 |                              |                                 |                                  |                                    |               |

**BOTTOM**

**New York Mets @ San Diego Padres**  
San Diego Stadium, San Diego, CA

Fri Jun 01 1973, 10:05 PM EDT  
Att. 6,394 - Unknown

[livebaseballscorecards.com](http://livebaseballscorecards.com)

|            |           |
|------------|-----------|
| <b>AB</b>  | <b>32</b> |
| <b>R</b>   | <b>4</b>  |
| <b>H</b>   | <b>9</b>  |
| <b>RBI</b> | <b>4</b>  |
| <b>BB</b>  | <b>1</b>  |
| <b>SO</b>  | <b>5</b>  |
| <b>LOB</b> | <b>10</b> |



|       |        |
|-------|--------|
| WP: 1 | PA: 33 |
| PB: 0 |        |
| SB: 0 |        |
| CS: 1 |        |

| Batter  | 1   | 2   | 3   | 4   | 5   | 6   | 7   | 8   | 9   | AB R H RBI BB SO LOB                                       | TOP                                     |   |
|---|---|---|---|---|---|---|---|---|---|--|---|---|
| Wayne Garrett, L (1, 5)<br>OBP: 0.345, SLG: 0.362   | 4-0<br>CS<br>BB                                       | 0-0<br>F9   |   |   | 0-0<br>P6   |   | 0-0<br>4-3  |   |   | 3 0 0 0 1 0 3  |   |   |
| Felix Millan, R (1, 4)<br>OBP: 0.298, SLG: 0.329  | 0-0<br>1-2<br>BB<br>1B                                |   | 0-0<br>L7   |   | 0-0<br>6-3  |   |   | 0-0<br>L4   |   | 4 0 1 0 0 0 0  |   |   |
| Rusty Staub, L (1, 9)<br>OBP: 0.365, SLG: 0.396   | 4-0<br>1-2<br>BB                                      |   | 0-0<br>4-3  |   | 0-3<br>K  |   |   | 4-0<br>G3<br>BB                                     |   | 2 0 0 0 2 1 0  |   |   |
| John Milner, L (1, 3)<br>OBP: 0.383, SLG: 0.506   | 0-0<br>F9   |   | 0-3<br>K  |   | 0-0<br>6-3  |   |   | 0-0<br>G3<br>1-2                                    |   | 4 0 0 0 0 1 3  |   |   |
| Ed Kranepool, L (1, 7)<br>OBP: 0.318, SLG: 0.371  | 0-3<br>K  |   |   | 0-0<br>5-3  |   | 0-0<br>1B   |   | 0-0<br>F9   |   | 4 0 1 0 0 1 3  |   |   |
| Jim Gosger, L (1, 8)<br>OBP: 0.312, SLG: 0.275  |   | 0-0<br>F8   |   | 0-0<br>2B   |   | 0-0<br>F9   |   | 0-0<br>F8   |   | 4 0 1 0 0 0 1  |   |   |
| Jerry May, R (1, 2)<br>OBP: 0.244, SLG: 0.243   |   |   | 0-0<br>6-3  |   | 0-0<br>P6   |   | 0-0<br>1-3  |   | 0-0<br>P4   | 4 0 0 0 0 0 1  |   |   |
| Ted Martinez, R (1, 6)<br>OBP: 0.262, SLG: 0.211<br>George Theodore, R (9, PH)<br>OBP: 0.324, SLG: 0.333  |   | 4-0<br>1B<br>BB                                     |   | 0-0<br>F9   |   | 0-3<br>K  |   | 0-0<br>G3   |   | 2 0 0 0 1 1 1<br>1 0 0 0 0 0 0                             |   |   |
| George Stone, L (1, 1)<br>OBP: 0.400, SLG: 0.400<br>Ken Boswell, L (7, PH)<br>OBP: 0.303, SLG: 0.387<br>Phil Hennigan, R (7, 1)<br>OBP: 0.333, SLG: 0.333 |   | 0-0<br>1-2<br>1B                                    |   | 0-0<br>F8   |   | 0-0<br>1B   |   |   |   | 2 0 1 0 0 0 0<br>1 0 1 0 0 0 0<br>0 0 0 0 0 0 0            |   |   |
| <b>Inning Stats</b>   | R: 0 H: 1<br>E: 0 LOB: 2<br>K: 1 BB: 2<br>S: 5 P: 13  | R: 0 H: 1<br>E: 0 LOB: 2<br>K: 0 BB: 1<br>S: 4 P: 8 | R: 0 H: 0<br>E: 0 LOB: 0<br>K: 1 BB: 0<br>S: 5 P: 5 | R: 0 H: 1<br>E: 0 LOB: 1<br>K: 0 BB: 0<br>S: 4 P: 4 | R: 0 H: 0<br>E: 0 LOB: 0<br>K: 0 BB: 0<br>S: 3 P: 3 | R: 0 H: 1<br>E: 0 LOB: 1<br>K: 1 BB: 0<br>S: 6 P: 6 | R: 0 H: 1<br>E: 0 LOB: 1<br>K: 1 BB: 0<br>S: 6 P: 6 | R: 0 H: 0<br>E: 0 LOB: 1<br>K: 0 BB: 1<br>S: 3 P: 7 | R: 0 H: 0<br>E: 0 LOB: 0<br>K: 0 BB: 0<br>S: 3 P: 3 | 1B: 4 SF: 0<br>2B: 1 SAC: 0<br>3B: 0 DP: 0<br>HR: 0 HBP: 0 | WP: 0 PA: 35<br>PB: 0<br>SB: 0<br>CS: 1 |   |
| <b>PITCHER</b><br>Clay Kirby, R (1, 1)<br>ERA: 5.44   | IP WLS BF H R ER SO BB IBB HBP BLK WP HR S P ERA WHIP |   |   |   |   |   |   |   |   |  |   | <b>PITCHER</b><br>IP WLS BF H R ER SO BB IBB HBP BLK WP HR S P ERA WHIP |

**New York Mets @ San Diego Padres**  
**San Diego Stadium, San Diego, CA**  
 Sat Jun 02 1973, 10:05 PM EDT  
 Att. 7,376 - Unknown

[livebaseballscorecards.com](http://livebaseballscorecards.com)

|            |    |
|------------|----|
| <b>AB</b>  | 31 |
| <b>R</b>   | 0  |
| <b>H</b>   | 5  |
| <b>RBI</b> | 0  |
| <b>BB</b>  | 4  |
| <b>SO</b>  | 4  |
| <b>LOB</b> | 12 |



| Batter  | 1               | 2               | 3                           | 4                                      | 5               | 6               | 7               | 8              | 9 |
|---|-----------------|-----------------|-----------------------------|--|-----------------|-----------------|-----------------|----------------|---|
| Enzo Hernandez, R<br>OBP: 0.309, SLG: 0.258<br>(1, 6) | 0-0<br>5-3<br>① |                 | 0-0<br>2-H<br>2B<br>②       |  | 0-0<br>1-3<br>③ |                 |                 | 0-0<br>F3<br>③ |   |
| Johnny Grubb, L<br>OBP: 0.409, SLG: 0.477<br>(1, 8)   | 0-3<br>K<br>②   |                 | 0-0<br>F9<br>③              |  |                 | 0-0<br>F9<br>①  |                 |                |   |
| Jerry Morales, R<br>OBP: 0.308, SLG: 0.379<br>(1, 7)  | 0-3<br>K<br>③   |                 |                             | 0-0<br>1B<br>G4-6-3<br>1B              |                 | 0-0<br>F8<br>②  |                 |                |   |
| Cito Gaston, R<br>OBP: 0.343, SLG: 0.474<br>(1, 9)    |                 | 0-0<br>F8<br>①  |                             | 0-0<br>1-3<br>G4-6-3<br>1B             |                 | 0-0<br>4-3<br>③ |                 |                |   |
| Fred Kendall, R<br>OBP: 0.337, SLG: 0.396<br>(1, 2)   |                 | 0-0<br>4-3<br>② |                             | 0-0<br>G4-6-3<br>①<br>②<br>1-2f<br>3-H |                 | 0-0<br>F8<br>①  |                 |                |   |
| Ivan Murrell, R<br>OBP: 0.189, SLG: 0.324<br>(1, 3)   |                 | 0-0<br>F9<br>③  |                             | 0-0<br>HR                              |                 | 0-0<br>F8<br>②  |                 |                |   |
| Dave Roberts, R<br>OBP: 0.203, SLG: 0.218<br>(1, 5)   |                 |                 | 0-0<br>6-3<br>①             | 0-0<br>F9<br>③                         |                 | 0-0<br>F8<br>③  |                 |                |   |
| Rich Morales, R<br>OBP: 0.214, SLG: 0.083<br>(1, 4)   |                 |                 | 0-0<br>SH3<br>2B<br>1B<br>② |  | 0-3<br>K<br>①   |                 | 0-0<br>F8<br>①  |                |   |
| Clay Kirby, R<br>(1, 1)                               |                 |                 | 0-0<br>SH3<br>1-2<br>②      |  | 0-0<br>F2<br>②  |                 | 0-0<br>6-3<br>② |                |   |

| Inning Stats | R: 0 | H: 0 | E: 0 | LOB: 0 | K: 2 | BB: 0 | S: 7 | P: 7 |
|--------------|------|------|------|--------|------|-------|------|------|
|              | 0    | 0    | 0    | 0      | 0    | 0     | 3    | 3    |
|              | 0    | 0    | 0    | 0      | 0    | 0     | 3    | 3    |
|              | 1    | 2    | 0    | 1      | 0    | 0     | 5    | 5    |
|              | 2    | 3    | 0    | 0      | 0    | 0     | 5    | 5    |
|              | 0    | 0    | 0    | 0      | 1    | 0     | 5    | 5    |
|              | 0    | 0    | 0    | 0      | 0    | 0     | 3    | 3    |
|              | 0    | 0    | 0    | 0      | 0    | 0     | 3    | 3    |
|              | 0    | 0    | 0    | 0      | 0    | 0     | 3    | 3    |
|              | 0    | 0    | 0    | 0      | 0    | 0     | 3    | 3    |
|              | 0    | 0    | 0    | 0      | 0    | 0     | 3    | 3    |
|              | 0    | 0    | 0    | 0      | 0    | 0     | 3    | 3    |

| PITCHER                                 | IP  | WLS | BF | H | R | ER | SO | BB | IBB | HBP | BLK | WP | HR | S  | P  | ERA  | WHIP  |
|---|-----|-----|----|---|---|----|----|----|-----|-----|-----|----|----|----|----|------|-------|
| George Stone, L<br>ERA: 1.71<br>(1, 1)  | 6.0 | L   | 22 | 5 | 3 | 3  | 3  | 0  | 0   | 0   | 0   | 0  | 1  | 28 | 28 | 4.50 | 0.833 |
| Phil Hennigan, R<br>ERA: 3.33<br>(7, 1) | 2.0 |     | 6  | 0 | 0 | 0  | 0  | 0  | 0   | 0   | 0   | 0  | 0  | 6  | 6  | 0.00 | 0.000 |

AB R H RBI BB SO LOB

|   |   |   |   |   |   |   |
|---|---|---|---|---|---|---|
| 4 | 0 | 1 | 1 | 0 | 0 | 0 |
| 3 | 0 | 0 | 0 | 0 | 1 | 1 |
| 3 | 1 | 1 | 0 | 0 | 1 | 0 |
| 3 | 0 | 1 | 0 | 0 | 0 | 0 |
| 3 | 0 | 0 | 0 | 0 | 0 | 1 |
| 3 | 1 | 1 | 1 | 0 | 0 | 0 |
| 3 | 0 | 0 | 0 | 0 | 0 | 0 |
| 3 | 1 | 1 | 0 | 0 | 1 | 0 |
| 2 | 0 | 0 | 0 | 0 | 0 | 0 |

|       |        |       |        |
|-------|--------|-------|--------|
| 1B: 3 | SF: 0  | WP: 0 | PA: 28 |
| 2B: 1 | SAC: 1 | PB: 0 |        |
| 3B: 0 | DP: 1  | SB: 0 |        |
| HR: 1 | HBP: 0 | CS: 0 |        |

**New York Mets @ San Diego Padres**  
 San Diego Stadium, San Diego, CA  
 Sat Jun 02 1973, 10:05 PM EDT  
 Att. 7,376 - Unknown

|     |    |
|-----|----|
| AB  | 27 |
| R   | 3  |
| H   | 5  |
| RBI | 2  |
| BB  | 0  |
| SO  | 3  |
| LOB | 2  |



| PITCHER | IP | WLS | BF | H | R | ER | SO | BB | IBB | HBP | BLK | WP | HR | S | P | ERA | WHIP |
|---------|----|-----|----|---|---|----|----|----|-----|-----|-----|----|----|---|---|-----|------|
|---------|----|-----|----|---|---|----|----|----|-----|-----|-----|----|----|---|---|-----|------|

| Batter  | 1   | 2   | 3   | 4  | 5   | 6   | 7  | 8   | 9   | AB R H RBI BB SO LOB                                       | TOP                                     |                |   |
|---|---|---|---|--|---|---|--|---|---|--|---|----------------|---|
| Wayne Garrett, L (1, 5)<br>OBP: 0.346, SLG: 0.357   | 4-0<br>FC1-5 1B<br>BB                                 |   | 0-0<br>E5<br>6-3 SH2-3<br>2B                        | 0-0<br>SF9-5<br>2-3 3-H                              |   |   | 4-0<br>G3<br>1B BB                                   | 0-0<br>3-1  |   | 2 2 0 1 2 0 0  |   |                |   |
| Felix Millan, R (1, 4)<br>OBP: 0.297, SLG: 0.327  | 0-0<br>4-3 FC1-5<br>1-2 1B                            |   | 0-0<br>SH2-3  |  | 0-0<br>F3   |   | 0-0<br>G3  | 0-0<br>3-1  |   | 4 1 1 0 0 0 1  |   |                |   |
| George Theodore, R (1, 7)<br>OBP: 0.329, SLG: 0.328<br>Ed Kranepool, L (9, PR)<br>OBP: 0.318, SLG: 0.371                  | 0-0<br>FC1-5<br>1-2 2-3f<br>1B                        |   | 0-0<br>6-3  |  | 0-0<br>5-3  |   | 0-0<br>1B<br>FC3-6 1B                                | 1-0<br>2B<br>WP HBP                                 |   | 4 2 1 1 0 0 3<br>0 1 0 0 0 0 0                             |   |                |   |
| Rusty Staub, L (1, 9)<br>OBP: 0.371, SLG: 0.414   | 0-0<br>4-3<br>1-2 2-3                                 |   | 0-0<br>3-H<br>2B                                    |  | 0-0<br>4-3  |   | 0-0<br>FC3-6 BB<br>1-3 1B                            | 0-0<br>WP<br>1-3 1B 2B                              |   | 5 1 3 1 0 0 2  |   |                |   |
| John Milner, L (1, 3)<br>OBP: 0.384, SLG: 0.494   | 0-0<br>2-H 3-H<br>1B                                  |   | 0-3<br>K  |  | 0-0<br>4-3  |   | 4-0<br>FC3-6 BB<br>1-2                               | 0-0<br>F2<br>2-3 3-H                                |   | 4 0 1 2 1 1 3  |   |                |   |
| Ted Martinez, R (1, 8)<br>OBP: 0.264, SLG: 0.214<br>Jim Gosger, L (7, PH)<br>OBP: 0.316, SLG: 0.282                       | 0-0<br>F9   |   | 0-0<br>6-3  |  | 0-0<br>F8<br>1B                                     |   | 0-0<br>FC3-6<br>FC4-6                                | 0-0<br>1B   |   | 3 1 1 0 0 0 1<br>2 0 1 2 0 0 2                             |   |                |   |
| Jerry May, R (1, 2)<br>OBP: 0.256, SLG: 0.237<br>Tommy Moore, R (4, PR)<br>Duffy Dyer, R (4, 2)<br>OBP: 0.202, SLG: 0.151 |   | 0-3<br>K  |   | 4-0<br>2B<br>SF9-5 BB                                |   | 0-0<br>F8<br>1-3                                    | 0-0<br>FC4-6<br>1-2f                                 | 0-0<br>1B   |   | 1 0 0 0 1 1 0<br>0 1 0 0 0 0 0<br>3 0 1 0 0 0 3            |   |                |   |
| Bud Harrelson, S (1, 6)<br>OBP: 0.359, SLG: 0.304   |   | 0-3<br>K  |   | 0-0<br>SF9-5<br>1-3 2B                               |   | 0-0<br>3-H<br>1B                                    |  | 0-0<br>F9<br>1-2f                                   |   | 5 0 2 1 0 1 2  |   |                |   |
| Tom Seaver, R (1, 1)<br>OBP: 0.273, SLG: 0.300  |   | 0-0<br>1B   |   | 4-0<br>BB  |   | 0-3<br>K  |  | 0-0<br>6-3  |   | 3 0 1 0 1 1 1  |   |                |   |
| <b>Inning Stats</b>   | R: 2 H: 2<br>E: 0 LOB: 1<br>K: 0 BB: 1<br>S: 5 P: 9   | R: 0 H: 1<br>E: 0 LOB: 1<br>K: 2 BB: 0<br>S: 7 P: 7 | R: 1 H: 1<br>E: 1 LOB: 1<br>K: 1 BB: 0<br>S: 7 P: 7 | R: 1 H: 1<br>E: 0 LOB: 1<br>K: 0 BB: 2<br>S: 3 P: 11 | R: 0 H: 0<br>E: 0 LOB: 0<br>K: 0 BB: 0<br>S: 3 P: 3 | R: 1 H: 2<br>E: 0 LOB: 1<br>K: 1 BB: 0<br>S: 7 P: 7 | R: 2 H: 2<br>E: 0 LOB: 2<br>K: 0 BB: 2<br>S: 5 P: 13 | R: 0 H: 0<br>E: 0 LOB: 0<br>K: 0 BB: 0<br>S: 3 P: 3 | R: 2 H: 3<br>E: 0 LOB: 2<br>K: 0 BB: 0<br>S: 6 P: 7 | 1B: 9 SF: 1<br>2B: 4 SAC: 1<br>3B: 0 DP: 1<br>HR: 0 HBP: 1 | WP: 1 PA: 44<br>PB: 0<br>SB: 1<br>CS: 0 |                |   |
| <b>PITCHER</b>  | IP WLS BF H R ER SO BB IBB HBP BLK WP HR S P ERA WHIP |   |   |  |   |   |  |   |   |  |   | <b>PITCHER</b> | IP WLS BF H R ER SO BB IBB HBP BLK WP HR S P ERA WHIP |
| Mike Caldwell, L (1, 1)<br>ERA: 3.74  | 3.1 L 18 5 4 3 3 3 3 0 0 0 0 0 0 21 33 8.10 2.400     |   |   |  |   |   |  |   |   |  |   |                |   |
| Rich Troedson, L (4, 1)<br>ERA: 4.01  | 2.2 9 2 1 1 1 0 0 0 0 0 0 0 0 11 11 3.38 0.750        |   |   |  |   |   |  |   |   |  |   |                |   |
| Steve Arlin, R (7, 1)<br>ERA: 6.31  | 0.1 5 2 2 2 0 2 0 0 0 0 0 0 0 3 11 54.00 12.000       |   |   |  |   |   |  |   |   |  |   |                |   |
| Vicente Romo, R (7, 1)<br>ERA: 3.51   | 0.2 2 0 0 0 0 0 0 0 0 0 0 0 0 2 2 0.00 0.000          |   |   |  |   |   |  |   |   |  |   |                |   |
| Gary Ross, R (8, 1)<br>ERA: 4.6   | 2.0 10 3 2 2 0 0 0 0 1 0 1 0 9 10 9.00 1.500          |   |   |  |   |   |  |   |   |  |   |                |   |

New York Mets @ San Diego Padres  
San Diego Stadium, San Diego, CA

Sun Jun 03 1973, 6:33 AM EDT  
Att. 9,665 - Unknown

livebaseballscorecards.com

AB 36  
R 9  
H 12  
RBI 8  
BB 5  
SO 4  
LOB 18



| Batter  | 1          | 2         | 3          | 4          | 5         | 6          | 7        | 8            | 9            | AB | R | H | RBI | BB | SO | LOB |
|---|------------|-----------|------------|------------|-----------|------------|----------|--------------|--------------|----|---|---|-----|----|----|-----|
| Enzo Hernandez, R (1, 6)<br>OBP: 0.302, SLG: 0.251  | 0-0<br>6-3 |           | 0-0<br>1-3 |            |           | 0-0<br>F9  |          | 0-0<br>5-3   |              | 4  | 0 | 0 | 0   | 0  | 0  | 2   |
| Johnny Grubb, L (1, 8)<br>OBP: 0.400, SLG: 0.464  | 0-0<br>F7  |           | 0-0<br>4-3 |            |           | 0-0<br>4-3 |          | 0-0<br>F8    |              | 4  | 0 | 0 | 0   | 0  | 0  | 2   |
| Leron Lee, L (1, 7)<br>OBP: 0.347, SLG: 0.343   | 0-3<br>K   |           |            |            | 0-0<br>F9 |            |          | 0-0<br>P6    |              | 4  | 1 | 1 | 1   | 0  | 1  | 0   |
| Cito Gaston, R (1, 9)<br>OBP: 0.347, SLG: 0.471   |            | 4-0<br>BB |            | 0-0<br>4-3 |           | 0-0<br>1B  |          | 0-0<br>G3    |              | 3  | 0 | 1 | 0   | 1  | 0  | 0   |
| Fred Kendall, R (1, 2)<br>OBP: 0.341, SLG: 0.399  |            | 0-0<br>F8 |            | 0-0<br>1-3 |           | 0-0<br>1B  |          | 0-0<br>FC6-4 |              | 4  | 0 | 2 | 1   | 0  | 0  | 1   |
| Ivan Murrell, R (1, 3)<br>OBP: 0.171, SLG: 0.293  |            | 0-3<br>K  |            |            | 0-3<br>K  |            | 0-3<br>K |              | 0-0<br>FC6-4 | 4  | 0 | 0 | 0   | 0  | 3  | 4   |
| Dave Roberts, R (1, 5)<br>OBP: 0.206, SLG: 0.220  |            | 0-0<br>F8 |            |            | 0-3<br>K  |            |          | 0-0<br>1B    |              | 4  | 0 | 1 | 0   | 0  | 1  | 1   |
| Rich Morales, R (1, 4)<br>OBP: 0.167, SLG: 0.063  |            |           | 0-0<br>4-3 |            | 0-3<br>K  |            |          | 0-0<br>4-3   |              | 4  | 0 | 0 | 0   | 0  | 1  | 2   |
| Mike Caldwell, R (1, 1)<br>Rich Trocena, L (4, 1)<br>Jerry Morales, R (6, PH)<br>Steve Arlin, R (7, 1)<br>Vicente Romo, R (7, 1)<br>Dave Marshall, L (7, PH)<br>Gary Ross, R (8, 1) |            |           | 0-0<br>1B  |            |           | 4-0<br>1B  |          | 0-3<br>K     |              | 1  | 0 | 1 | 0   | 0  | 0  | 0   |

BOTTOM

New York Mets @ San Diego Padres  
San Diego Stadium, San Diego, CA

Sun Jun 03 1973, 6:33 AM EDT  
Att. 9,665 - Unknown

|     |    |
|-----|----|
| AB  | 33 |
| R   | 2  |
| H   | 6  |
| RBI | 2  |
| BB  | 2  |
| SO  | 7  |
| LOB | 12 |



| Inning Stats                                 | R: 0 | H: 0 | E: 0 | K: 1 | S: 5 | R: 0 | H: 0 | E: 0 | K: 1 | S: 5 | R: 0 | H: 1 | E: 0 | K: 0 | S: 4 | R: 0 | H: 0 | E: 0 | K: 3 | S: 9 | R: 2 | H: 3 | E: 0 | K: 1 | S: 8 | R: 0 | H: 0 | E: 0 | K: 1 | S: 5    | R: 0 | H: 2 | E: 0 | K: 0 | S: 5 | 1B: 6 | 2B: 0 | 3B: 0 | HR: 0 | SF: 0 | SAC: 0 | DP: 0 | HBP: 0 | WP: 0 | PB: 0 | SB: 0 | CS: 0 | PA: 35 |
|--|------|------|------|------|------|------|------|------|------|------|------|------|------|------|------|------|------|------|------|------|------|------|------|------|------|------|------|------|------|---------|------|------|------|------|------|-------|-------|-------|-------|-------|--------|-------|--------|-------|-------|-------|-------|--------|
| PITCHER<br>Tom Seaver, R (1, 1)<br>ERA: 1.74 | IP   | WLS  | BF   | H    | R    | ER   | SO   | BB   | IBB  | HBP  | BLK  | WP   | HR   | S    | P    | ERA  | WHIP |      |      |      |      |      |      |      |      |      |      |      |      | PITCHER | IP   | WLS  | BF   | H    | R    | ER    | SO    | BB    | IBB   | HBP   | BLK    | WP    | HR     | S     | P     | ERA   | WHIP  |        |

livebaseballscorecards.com

**New York Mets @ Cincinnati Reds**  
 Riverfront Stadium, Cincinnati, OH

Mon Jun 04 1973, 7:05 PM EDT  
 Att. 13,145 - Unknown

[livebaseballscorecards.com](http://livebaseballscorecards.com)



|            |           |
|------------|-----------|
| <b>AB</b>  | <b>29</b> |
| <b>R</b>   | <b>0</b>  |
| <b>H</b>   | <b>3</b>  |
| <b>RBI</b> | <b>0</b>  |
| <b>BB</b>  | <b>5</b>  |
| <b>SO</b>  | <b>2</b>  |
| <b>LOB</b> | <b>18</b> |

|     |   |     |    |
|-----|---|-----|----|
| WP: | 1 | PA: | 34 |
| PB: | 0 |     |    |
| SB: | 1 |     |    |
| CS: | 0 |     |    |

| Batter  | 1                   | 2          | 3                        | 4                        | 5                  | 6         | 7                    | 8          | 9          | AB | R | H | RBI | BB | SO | LOB |
|---|---------------------|------------|--------------------------|--------------------------|--------------------|-----------|----------------------|------------|------------|----|---|---|-----|----|----|-----|
| Wayne Garrett, L (1, 5)<br>OBP: 0.344, SLG: 0.348 | 4-0<br>WP S<br>BB   |            | 0-3<br>K                 |                          | 0-0<br>F5          |           | 0-0<br>F9            |            |            | 3  | 0 | 0 | 0   | 1  | 1  | 3   |
| Felix Millan, R (1, 4)<br>OBP: 0.291, SLG: 0.320  | 0-0<br>5-3          |            | 0-0<br>FC6-4             |                          | 0-0<br>P2          |           |                      | 0-0<br>5-3 |            | 4  | 0 | 0 | 0   | 0  | 0  | 3   |
| Rusty Staub, L (1, 9)<br>OBP: 0.374, SLG: 0.412   | 4-0<br>G3-6-3<br>BB |            |                          | 0-0<br>FC6-4<br>1B       |                    | 0-0<br>F7 |                      | 0-0<br>F8  |            | 3  | 0 | 1 | 0   | 1  | 0  | 0   |
| John Milner, L (1, 3)<br>OBP: 0.369, SLG: 0.471   | 0-0<br>G3-6-3       |            | 0-0<br>FC6-4<br>FC1-6 BB |                          | 0-0<br>F8          |           |                      | 0-0<br>G3  |            | 4  | 0 | 0 | 0   | 0  | 0  | 3   |
| Ed Kranepool, L (1, 7)<br>OBP: 0.325, SLG: 0.364  |                     | 0-0<br>G3  |                          | 4-0<br>FC1-6<br>1-2 BB   |                    | 4-0<br>BB |                      |            | 0-0<br>4-3 | 2  | 0 | 0 | 0   | 2  | 0  | 0   |
| Jim Gosger, L (1, 8)<br>OBP: 0.301, SLG: 0.267    |                     | 0-0<br>5-3 |                          | 0-0<br>FC1-6<br>1-2f 2-3 |                    | 0-0<br>G3 |                      |            | 0-0<br>F8  | 4  | 0 | 0 | 0   | 0  | 0  | 3   |
| Duffy Dyer, R (1, 2)<br>OBP: 0.203, SLG: 0.155    |                     | 0-0<br>F3  |                          | 0-0<br>1-3               |                    |           | 0-0<br>FC5-4<br>1B   |            | 0-0<br>G3  | 4  | 0 | 1 | 0   | 0  | 0  | 2   |
| Bud Harrelson, S (1, 6)<br>OBP: 0.366, SLG: 0.315 |                     |            | 4-0<br>FC2-6<br>BB       |                          | 0-0<br>FC3-5<br>2B |           | 0-0<br>FC5-4<br>1-2f |            |            | 1  | 0 | 1 | 0   | 1  | 0  | 0   |
| Ted Martinez, R (6, 6)<br>OBP: 0.262, SLG: 0.212  |                     |            |                          |                          |                    |           |                      |            |            | 1  | 0 | 0 | 0   | 0  | 0  | 1   |
| Jon Matlack, L (1, 1)<br>OBP: 0.368, SLG: 0.200   |                     |            | 0-0<br>FC2-6             |                          | 0-0<br>FC3-5       |           | 0-3<br>K             |            |            | 2  | 0 | 0 | 0   | 0  | 0  | 2   |
| Phil Hennigan, R (6, 1)<br>OBP: 0.333, SLG: 0.333 |                     |            |                          |                          |                    |           |                      |            |            | 0  | 0 | 0 | 0   | 0  | 0  | 0   |
| Ken Boswell, L (7, PH)<br>OBP: 0.294, SLG: 0.375  |                     |            | 0-0<br>FC2-6<br>FC6-4    |                          | 2-3                |           |                      |            |            | 1  | 0 | 0 | 0   | 0  | 1  | 1   |
| Harry Parker, R (7, 1)<br>OBP: 0.154, SLG: 0.154  |                     |            |                          |                          |                    |           |                      |            |            | 0  | 0 | 0 | 0   | 0  | 0  | 0   |

| Inning Stats   | R: 0<br>E: 0<br>K: 0<br>S: 2 | H: 0<br>LOB: 1<br>BB: 2<br>P: 10 | R: 0<br>E: 0<br>K: 0<br>S: 3 | H: 0<br>LOB: 0<br>BB: 0<br>P: 3 | R: 0<br>E: 0<br>K: 1<br>S: 5 | H: 0<br>LOB: 1<br>BB: 1<br>P: 9 | R: 0<br>E: 0<br>K: 0<br>S: 4 | H: 1<br>LOB: 2<br>BB: 1<br>P: 8 | R: 0<br>E: 0<br>K: 0<br>S: 4 | H: 1<br>LOB: 1<br>BB: 0<br>P: 4 | R: 0<br>E: 0<br>K: 0<br>S: 3 | H: 0<br>LOB: 1<br>BB: 1<br>P: 7 | R: 0<br>E: 0<br>K: 1<br>S: 6 | H: 1<br>LOB: 1<br>BB: 0<br>P: 6 | R: 0<br>E: 0<br>K: 0<br>S: 3 | H: 0<br>LOB: 0<br>BB: 0<br>P: 3 | R: 0<br>E: 0<br>K: 0<br>S: 3 | H: 0<br>LOB: 0<br>BB: 0<br>P: 3 | R: 0<br>E: 0<br>K: 0<br>S: 3 | H: 0<br>LOB: 0<br>BB: 0<br>P: 3 | 1B: 2<br>2B: 1<br>3B: 0<br>HR: 0 | SF: 0<br>SAC: 0<br>DP: 1<br>HBP: 0 | WP: 1<br>PB: 0<br>SB: 1<br>CS: 0 | PA: 34 |  |
|--|------------------------------|----------------------------------|------------------------------|---------------------------------|------------------------------|---------------------------------|------------------------------|---------------------------------|------------------------------|---------------------------------|------------------------------|---------------------------------|------------------------------|---------------------------------|------------------------------|---------------------------------|------------------------------|---------------------------------|------------------------------|---------------------------------|----------------------------------|------------------------------------|----------------------------------|--------|--|
| <b>PITCHER</b><br>Jack Billingham, R (1, 1)<br>ERA: 2.94 | IP: 9.0                      | WLS: W                           | BF: 34                       | H: 3                            | R: 0                         | ER: 0                           | SO: 2                        | BB: 5                           | IBB: 0                       | HBP: 0                          | BLK: 0                       | WP: 1                           | HR: 0                        | S: 33                           | P: 53                        | ERA: 0.00                       | WHIP: 0.889                  |                                 |                              |                                 |                                  |                                    |                                  |        |  |
| <b>PITCHER</b>   | IP                           | WLS                              | BF                           | H                               | R                            | ER                              | SO                           | BB                              | IBB                          | HBP                             | BLK                          | WP                              | HR                           | S                               | P                            | ERA                             | WHIP                         |                                 |                              |                                 |                                  |                                    |                                  |        |  |

| Batter   | 1         | 2                   | 3         | 4                | 5                              | 6                      | 7                 | 8 | 9 |
|--|-----------|---------------------|-----------|------------------|--------------------------------|------------------------|-------------------|---|---|
| <b>Pete Rose, S</b><br>OBP: 0.379, SLG: 0.401 (1, 7)       | 0-3<br>K  |                     | 0-0<br>F9 |                  |                                | 0-3<br>K               |                   |   |   |
| <b>Joe Morgan, L</b><br>OBP: 0.415, SLG: 0.512 (1, 4)      | 0-0<br>F9 |                     |           | 0-3<br>K         |                                | 4-0<br>1B S<br>BB      | 4-0<br>1B E<br>BB |   |   |
| <b>Johnny Bench, R</b><br>OBP: 0.341, SLG: 0.455 (1, 9)    | 0-0<br>P3 |                     |           | 4-0<br>BB<br>BB  |                                | 0-0<br>F7<br>1-2       | 0-0<br>F9         |   |   |
| <b>Tony Perez, R</b><br>OBP: 0.369, SLG: 0.469 (1, 3)      |           | 4-0<br>F8 2-3<br>BB |           | 4-0<br>1-2<br>BB |                                | 4-0<br>1B<br>IBB       | 0-3<br>K          |   |   |
| <b>Dave Concepcion, R</b><br>OBP: 0.332, SLG: 0.443 (1, 6) |           | 0-0<br>2-3          |           | 0-3<br>K         |                                | 0-0<br>1B<br>WP<br>1B  | 0-0<br>E9<br>1B   |   |   |
| <b>Bobby Tolan, L</b><br>OBP: 0.251, SLG: 0.312 (1, 8)     |           | 0-0<br>F8           |           | 0-0<br>4-3       |                                | 0-0<br>WP<br>2B<br>1B  | 0-3<br>K          |   |   |
| <b>Denis Menke, R</b><br>OBP: 0.406, SLG: 0.269 (1, 5)     |           | 0-0<br>P6           |           |                  | 4-0<br>FC3-6<br>BB             | 0-0<br>BB<br>1-H<br>2B | 0-0<br>L5         |   |   |
| <b>Bill Plummer, R</b><br>OBP: 0.208, SLG: 0.095 (1, 2)    |           |                     | 0-0<br>F9 |                  | 0-0<br>FC3-6<br>B1-6-4<br>1-2f | 4-0<br>BB<br>IBB       | 0-0<br>6-3        |   |   |
| <b>Jack Billingham, R</b><br>OBP: 0.059, SLG: 0.030 (1, 1) |           |                     | 0-3<br>K  |                  | 0-0<br>B1-6-4<br>1-2f          | 4-0<br>BB              | 0-0<br>G3         |   |   |

| Inning Stats                     | R: 0<br>E: 0<br>K: 1<br>S: 5       | H: 0<br>LOB: 0<br>BB: 0<br>P: 5  | R: 0<br>E: 0<br>K: 0<br>S: 3 | H: 0<br>LOB: 1<br>BB: 1<br>P: 7 | R: 0<br>E: 0<br>K: 1<br>S: 5 | H: 0<br>LOB: 0<br>BB: 0<br>P: 5 | R: 0<br>E: 0<br>K: 2<br>S: 7 | H: 0<br>LOB: 2<br>BB: 2<br>P: 15 | R: 0<br>E: 0<br>K: 0<br>S: 2 | H: 0<br>LOB: 0<br>BB: 1<br>P: 6 | R: 4<br>E: 0<br>K: 1<br>S: 8 | H: 3<br>LOB: 3<br>BB: 4<br>P: 24 | R: 1<br>E: 1<br>K: 2<br>S: 8 | H: 1<br>LOB: 1<br>BB: 1<br>P: 12 | R: 0<br>E: 0<br>K: 0<br>S: 3 | H: 0<br>LOB: 0<br>BB: 0<br>P: 3 |
|----------------------------------|------------------------------------|----------------------------------|------------------------------|---------------------------------|------------------------------|---------------------------------|------------------------------|----------------------------------|------------------------------|---------------------------------|------------------------------|----------------------------------|------------------------------|----------------------------------|------------------------------|---------------------------------|
| 1B: 3<br>2B: 1<br>3B: 0<br>HR: 0 | SF: 0<br>SAC: 0<br>DP: 1<br>HBP: 0 | WP: 1<br>PB: 0<br>SB: 2<br>CS: 0 | PA: 36                       |                                 |                              |                                 |                              |                                  |                              |                                 |                              |                                  |                              |                                  |                              |                                 |

| PITCHER                                     | IP  | WLS | BF | H | R | ER | SO | BB | IBB | HBP | BLK | WP | HR | S  | P  | ERA  | WHIP  |
|---|-----|-----|----|---|---|----|----|----|-----|-----|-----|----|----|----|----|------|-------|
| <b>Jon Mattack, L</b><br>ERA: 4.63 (1, 1)   | 5.2 | L   | 27 | 3 | 4 | 4  | 5  | 6  | 2   | 0   | 0   | 1  | 0  | 29 | 61 | 6.35 | 1.588 |
| <b>Phil Hennigan, R</b><br>ERA: 3.28 (6, 1) | 0.1 |     | 1  | 0 | 0 | 0  | 0  | 0  | 0   | 0   | 0   | 0  | 0  | 1  | 1  | 0.00 | 0.000 |
| <b>Harry Parker, R</b><br>ERA: 2.97 (7, 1)  | 2.0 |     | 8  | 1 | 1 | 0  | 2  | 1  | 0   | 0   | 0   | 0  | 0  | 11 | 15 | 0.00 | 1.000 |

**BOTTOM**

**New York Mets @ Cincinnati Reds**  
Riverfront Stadium, Cincinnati, OH  
Mon Jun 04 1973, 7:05 PM EDT  
Att. 13,145 - Unknown

livebaseballscorecards.com

|            |           |
|------------|-----------|
| <b>AB</b>  | <b>27</b> |
| <b>R</b>   | <b>5</b>  |
| <b>H</b>   | <b>4</b>  |
| <b>RBI</b> | <b>3</b>  |
| <b>BB</b>  | <b>9</b>  |
| <b>SO</b>  | <b>7</b>  |
| <b>LOB</b> | <b>16</b> |



New York Mets @ Cincinnati Reds  
Riverfront Stadium, Cincinnati, OH

Tue Jun 05 1973, 7:05 PM EDT  
Att. 14,654 - Unknown

livebaseballscorecards.com



|     |    |
|-----|----|
| AB  | 40 |
| R   | 5  |
| H   | 9  |
| RBI | 5  |
| BB  | 4  |
| SO  | 4  |
| LOB | 20 |

|    |   |    |    |
|----|---|----|----|
| WP | 1 | PA | 44 |
| PB | 0 |    |    |
| SB | 1 |    |    |
| CS | 0 |    |    |

| Batter   | 1                | 2                | 3                         | 4         | 5          | 6                     | 7         | 8               | 9               | 10                             | AB | R | H | RBI | BB | SO | LOB |
|--|------------------|------------------|---------------------------|-----------|------------|-----------------------|-----------|-----------------|-----------------|--------------------------------|----|---|---|-----|----|----|-----|
| Wayne Garrett, L (1, 5)<br>OBP: 0.340, SLG: 0.343  | 0-3<br>K         |                  | 0-0<br>FC6-4<br>1B        |           | 0-0<br>F7  |                       | 0-0<br>P4 |                 | 0-0<br>1-3      |                                | 5  | 0 | 1 | 0   | 0  | 1  | 3   |
| Felix Millan, R (1, 4)<br>OBP: 0.299, SLG: 0.333   | 0-0<br>6-3       |                  | 0-0<br>F8                 |           |            | 0-0<br>F9<br>1B<br>2B |           | 0-0<br>1B       |                 | 0-0<br>4-3<br>P3<br>3B<br>1B   | 5  | 2 | 3 | 0   | 0  | 0  | 1   |
| Willie Mays, R (1, 8)<br>OBP: 0.208, SLG: 0.119    | 4-0<br>2B<br>BB  |                  | 0-0<br>FC6-4<br>1-2f<br>S |           |            | 0-0<br>F9<br>2-3      |           | 0-0<br>P2<br>1B |                 | 0-0<br>P3<br>1-2               | 4  | 1 | 0 | 0   | 1  | 0  | 4   |
| Rusty Staub, L (1, 9)<br>OBP: 0.370, SLG: 0.412    | 0-0<br>1-H<br>2B |                  | 0-0<br>P5<br>1-2          |           |            | 0-0<br>F9             |           | 0-0<br>F7       |                 | 0-0<br>4-3                     | 5  | 0 | 1 | 1   | 0  | 0  | 4   |
| Jim Fregosi, R (1, 7)<br>OBP: 0.312, SLG: 0.227    | 0-0<br>F5        |                  |                           | 0-3<br>K  |            | 0-0<br>1B             |           | 0-0<br>F8       |                 | 4-0<br>BB<br>3B<br>IBB         | 4  | 1 | 1 | 1   | 1  | 1  | 2   |
| Jim Gosger, L (10, 7)<br>OBP: 0.301, SLG: 0.267    |                  |                  |                           |           |            |                       |           |                 |                 |                                | 0  | 0 | 0 | 0   | 0  | 0  | 0   |
| John Milner, L (1, 3)<br>OBP: 0.361, SLG: 0.451    |                  | 0-0<br>E4<br>WP  |                           | 0-3<br>K  |            | 0-0<br>4-3            |           |                 | 0-3<br>K        | 4-0<br>1-2<br>3B<br>BB         | 4  | 1 | 0 | 0   | 1  | 2  | 1   |
| Duffy Dyer, R (1, 2)<br>OBP: 0.203, SLG: 0.174     |                  | 0-0<br>F9<br>1-2 |                           | 0-0<br>F7 |            |                       | 0-0<br>G3 |                 | 0-0<br>5-3      | 0-0<br>1-H<br>2-H<br>3-H<br>3B | 5  | 0 | 1 | 3   | 0  | 0  | 1   |
| Ted Martinez, R (1, 6)<br>OBP: 0.268, SLG: 0.223   |                  | 0-0<br>5-3       |                           |           | 0-0<br>5-3 |                       | 0-0<br>2B |                 | 4-0<br>1B<br>BB | 0-0<br>1-6-3                   | 4  | 0 | 1 | 0   | 1  | 0  | 2   |
| Jerry Koosman, R (1, 1)<br>OBP: 0.185, SLG: 0.154  |                  | 0-0<br>1-3       |                           |           | 0-0<br>P6  |                       |           | 0-0<br>1-3      |                 |                                | 3  | 0 | 0 | 0   | 0  | 0  | 2   |
| Jim Beauchamp, R (9, PH)<br>OBP: 0.379, SLG: 0.292 |                  |                  |                           |           |            |                       |           |                 |                 |                                | 1  | 0 | 1 | 0   | 0  | 0  | 0   |
| Tug McGraw, R (9, 1)<br>OBP: 0.167, SLG: 0.167     |                  |                  |                           |           |            |                       |           |                 |                 |                                | 0  | 0 | 0 | 0   | 0  | 0  | 0   |
| Phil Hennigan, R (10, 1)<br>OBP: 0.333, SLG: 0.333 |                  |                  |                           |           |            |                       |           |                 |                 |                                | 0  | 0 | 0 | 0   | 0  | 0  | 0   |

| Inning Stats | R: 1 | H: 1 | E: 0 | LOB: 1 | K: 1 | S: 6 | P: 10 | R: 0 | H: 0 | E: 1 | LOB: 1 | K: 0 | BB: 0 | S: 4 | P: 4 | R: 0 | H: 1 | E: 0 | LOB: 1 | K: 0 | BB: 0 | S: 4 | P: 4 | R: 0 | H: 0 | E: 0 | LOB: 0 | K: 2 | BB: 0 | S: 7 | P: 7 | R: 0 | H: 2 | E: 0 | LOB: 1 | K: 0 | BB: 0 | S: 5 | P: 5 | R: 0 | H: 1 | E: 0 | LOB: 1 | K: 0 | BB: 0 | S: 4 | P: 4 | R: 0 | H: 1 | E: 0 | LOB: 1 | K: 0 | BB: 0 | S: 4 | P: 4 | R: 0 | H: 1 | E: 0 | LOB: 2 | K: 1 | BB: 1 | S: 6 | P: 10 | R: 3 | H: 2 | E: 0 | LOB: 1 | K: 0 | BB: 2 | S: 5 | P: 13 | 1B: 5 | SF: 0 | 2B: 3 | SAC: 0 | 3B: 1 | DP: 0 | HR: 0 | HBP: 0 | WP: 1 | PA: 44 |
|--------------|------|------|------|--------|------|------|-------|------|------|------|--------|------|-------|------|------|------|------|------|--------|------|-------|------|------|------|------|------|--------|------|-------|------|------|------|------|------|--------|------|-------|------|------|------|------|------|--------|------|-------|------|------|------|------|------|--------|------|-------|------|------|------|------|------|--------|------|-------|------|-------|------|------|------|--------|------|-------|------|-------|-------|-------|-------|--------|-------|-------|-------|--------|-------|--------|
|--------------|------|------|------|--------|------|------|-------|------|------|------|--------|------|-------|------|------|------|------|------|--------|------|-------|------|------|------|------|------|--------|------|-------|------|------|------|------|------|--------|------|-------|------|------|------|------|------|--------|------|-------|------|------|------|------|------|--------|------|-------|------|------|------|------|------|--------|------|-------|------|-------|------|------|------|--------|------|-------|------|-------|-------|-------|-------|--------|-------|-------|-------|--------|-------|--------|

| PITCHER                              | IP  | WLS | BF | H | R | ER | SO | BB | IBB | HBP | BLK | WP | HR | S  | P  | ERA   | WHIP  |
|--------------------------------------|-----|-----|----|---|---|----|----|----|-----|-----|-----|----|----|----|----|-------|-------|
| Ross Grimsley, L (1, 1)<br>ERA: 2.59 | 7.0 |     | 28 | 5 | 2 | 2  | 3  | 1  | 0   | 0   | 0   | 1  | 0  | 33 | 37 | 2.57  | 0.857 |
| Pedro Borbon, R (8, 1)<br>ERA: 2.36  | 0.1 |     | 2  | 1 | 0 | 0  | 0  | 0  | 0   | 0   | 0   | 0  | 0  | 2  | 2  | 0.00  | 3.000 |
| Don Gullett, L (8, 1)<br>ERA: 3.1    | 2.2 | W   | 14 | 3 | 3 | 3  | 1  | 2  | 1   | 0   | 0   | 0  | 0  | 13 | 25 | 10.12 | 1.875 |



**New York Mets @ Cincinnati Reds**  
 Riverfront Stadium, Cincinnati, OH  
 Tue Jun 05 1973, 7:05 PM EDT  
 Att: 14,654 - Unknown

[livebaseballscorecards.com](http://livebaseballscorecards.com)

|            |           |
|------------|-----------|
| <b>AB</b>  | <b>34</b> |
| <b>R</b>   | <b>6</b>  |
| <b>H</b>   | <b>10</b> |
| <b>RBI</b> | <b>5</b>  |
| <b>BB</b>  | <b>4</b>  |
| <b>SO</b>  | <b>2</b>  |
| <b>LOB</b> | <b>13</b> |



|     |   |     |    |
|-----|---|-----|----|
| WP: | 2 | PA: | 39 |
| PB: | 0 |     |    |
| SB: | 1 |     |    |
| CS: | 0 |     |    |

| Batter   | 1                            | 2                               | 3                            | 4                               | 5                            | 6                                | 7                            | 8                               | 9                            | 10                                    | AB                           | R                               | H                            | RBI                             | BB                           | SO                              | LOB                          |                                 |                              |                                  |                                  |                                    |                                  |        |  |
|--|------------------------------|---------------------------------|------------------------------|---------------------------------|------------------------------|----------------------------------|------------------------------|---------------------------------|------------------------------|---------------------------------------|------------------------------|---------------------------------|------------------------------|---------------------------------|------------------------------|---------------------------------|------------------------------|---------------------------------|------------------------------|----------------------------------|----------------------------------|------------------------------------|----------------------------------|--------|--|
| <b>Pete Rose, S</b><br>OBP: 0.384, SLG: 0.406 (1, 7)   | G6-4-3<br>1B<br>2B<br>1B     |                                 | 4-3                          |                                 | SH2-3<br>1B                  |                                  | 6-3                          |                                 |                              | E9<br>WP<br>HR<br>1B                  | 5                            | 2                               | 3                            | 0                               | 0                            | 0                               | 1                            |                                 |                              |                                  |                                  |                                    |                                  |        |  |
| <b>Joe Morgan, L</b><br>OBP: 0.426, SLG: 0.518 (1, 4)  | G6-4-3<br>1-2<br>1B          |                                 | E S<br>BB                    |                                 | SH2-3<br>1-2                 |                                  |                              |                                 | L9-3<br>1B                   | 4-0<br>1-2<br>HR<br>BB                | 2                            | 1                               | 2                            | 0                               | 2                            | 0                               | 0                            |                                 |                              |                                  |                                  |                                    |                                  |        |  |
| <b>Johnny Bench, R</b><br>OBP: 0.342, SLG: 0.466 (1, 9)<br>(8, 2)  | G6-4-3<br>1-2f<br>2-3        |                                 | G5-4-3<br>1-3<br>BB          |                                 | P3                           |                                  |                              |                                 | L9-3<br>1-2                  | 4-0<br>3-H<br>0-0<br>1-H<br>2-H<br>HR | 4                            | 1                               | 1                            | 3                               | 1                            | 0                               | 4                            |                                 |                              |                                  |                                  |                                    |                                  |        |  |
| <b>Tony Perez, R</b><br>OBP: 0.367, SLG: 0.469 (1, 3)  | 1B<br>2B                     |                                 | G5-4-3<br>1-2f               |                                 | 5-3                          |                                  |                              |                                 | 5-3                          |                                       | 4                            | 1                               | 1                            | 1                               | 0                            | 0                               | 2                            |                                 |                              |                                  |                                  |                                    |                                  |        |  |
| <b>Dave Concepcion, R</b><br>OBP: 0.335, SLG: 0.444 (1, 6)   | 2-H<br>1B                    |                                 |                              |                                 | 5-3                          |                                  |                              |                                 | P3                           |                                       | 4                            | 0                               | 2                            | 1                               | 0                            | 0                               | 0                            |                                 |                              |                                  |                                  |                                    |                                  |        |  |
| <b>Bobby Tolan, L</b><br>OBP: 0.246, SLG: 0.306 (1, 8)<br>(8, 9)   | 1-3                          |                                 |                              |                                 | FC4-6<br>1B                  |                                  |                              |                                 | F8                           |                                       | 4                            | 0                               | 0                            | 0                               | 0                            | 0                               | 2                            |                                 |                              |                                  |                                  |                                    |                                  |        |  |
| <b>Denis Menke, R</b><br>OBP: 0.396, SLG: 0.260 (1, 5)   |                              |                                 | F2                           |                                 | F8                           |                                  |                              |                                 | L5                           |                                       | 4                            | 0                               | 0                            | 0                               | 0                            | 0                               | 1                            |                                 |                              |                                  |                                  |                                    |                                  |        |  |
| <b>Bill Plummer, R</b><br>OBP: 0.222, SLG: 0.125 (1, 2)  |                              |                                 | 6-3                          |                                 | P3                           |                                  |                              |                                 | FC1-6<br>WP<br>1B            |                                       | 3                            | 0                               | 1                            | 0                               | 0                            | 0                               | 1                            |                                 |                              |                                  |                                  |                                    |                                  |        |  |
| <b>Cesar Geronimo, L</b><br>OBP: 0.220, SLG: 0.230 (7, PR)<br>(8, 8)   |                              |                                 |                              |                                 |                              |                                  |                              |                                 | K                            |                                       | 1                            | 0                               | 0                            | 0                               | 0                            | 1                               | 1                            |                                 |                              |                                  |                                  |                                    |                                  |        |  |
| <b>Ross Grimsley, L</b><br>OBP: 0.034, SLG: 0.034 (1, 1)<br><b>Phil Gagliano, R</b><br>OBP: 0.317, SLG: 0.200 (7, PH)<br><b>Gene Locklear, L</b><br>OBP: 0.306, SLG: 0.217 (7, PR)<br><b>Pedro Borbon, R</b><br>OBP: 0.200, SLG: 0.200 (8, 1)<br><b>Don Guillitt, R</b><br>OBP: 0.288, SLG: 0.136 (8, 1)<br><b>Richie Scheinblum, S</b><br>OBP: 0.323, SLG: 0.326 (10, PH) |                              |                                 | 4-3                          |                                 | K                            |                                  |                              |                                 | FC1-6<br>1-3                 |                                       | 2                            | 0                               | 0                            | 0                               | 0                            | 1                               | 0                            |                                 |                              |                                  |                                  |                                    |                                  |        |  |
| <b>Inning Stats</b>  | R: 2<br>E: 0<br>K: 0<br>S: 6 | H: 4<br>LOB: 1<br>BB: 0<br>P: 6 | R: 0<br>E: 0<br>K: 0<br>S: 3 | H: 0<br>LOB: 0<br>BB: 0<br>P: 3 | R: 0<br>E: 0<br>K: 0<br>S: 2 | H: 0<br>LOB: 1<br>BB: 2<br>P: 10 | R: 0<br>E: 0<br>K: 0<br>S: 4 | H: 1<br>LOB: 1<br>BB: 0<br>P: 4 | R: 0<br>E: 0<br>K: 1<br>S: 6 | H: 1<br>LOB: 1<br>BB: 0<br>P: 6       | R: 0<br>E: 0<br>K: 0<br>S: 3 | H: 0<br>LOB: 0<br>BB: 0<br>P: 3 | R: 0<br>E: 0<br>K: 0<br>S: 3 | H: 1<br>LOB: 1<br>BB: 0<br>P: 4 | R: 0<br>E: 0<br>K: 0<br>S: 3 | H: 1<br>LOB: 0<br>BB: 0<br>P: 3 | R: 0<br>E: 1<br>K: 1<br>S: 6 | H: 0<br>LOB: 1<br>BB: 0<br>P: 6 | R: 4<br>E: 1<br>K: 0<br>S: 2 | H: 2<br>LOB: 0<br>BB: 2<br>P: 10 | 1B: 8<br>2B: 2<br>3B: 0<br>HR: 1 | SF: 0<br>SAC: 1<br>DP: 3<br>HBP: 0 | WP: 2<br>PB: 0<br>SB: 1<br>CS: 0 | PA: 39 |  |
| <b>PITCHER</b>   | IP                           | WLS                             | BF                           | H                               | R                            | ER                               | SO                           | BB                              | IBB                          | HBP                                   | BLK                          | WP                              | HR                           | S                               | P                            | ERA                             | WHIP                         |                                 |                              |                                  |                                  |                                    |                                  |        |  |
| <b>Jerry Koosman, L</b><br>ERA: 2.73 (1, 1)  | 8.0                          |                                 | 31                           | 8                               | 2                            | 2                                | 1                            | 2                               | 0                            | 0                                     | 0                            | 1                               | 0                            | 31                              | 39                           | 2.25                            | 1.250                        |                                 |                              |                                  |                                  |                                    |                                  |        |  |
| <b>Tug McGraw, L</b><br>ERA: 4.91 (9, 1)   | 1.0                          |                                 | 7                            | 1                               | 3                            | 3                                | 1                            | 2                               | 0                            | 0                                     | 0                            | 1                               | 0                            | 7                               | 15                           | 27.00                           | 3.000                        |                                 |                              |                                  |                                  |                                    |                                  |        |  |
| <b>Phil Hennigan, R</b><br>ERA: 3.65 (10, 1)   | 0.0                          | L                               | 1                            | 1                               | 1                            | 1                                | 0                            | 0                               | 0                            | 0                                     | 0                            | 0                               | 1                            | 1                               | 1                            | ∞                               | ∞                            |                                 |                              |                                  |                                  |                                    |                                  |        |  |

|     |   |     |    |
|-----|---|-----|----|
| WP: | 2 | PA: | 39 |
| PB: | 0 |     |    |
| SB: | 1 |     |    |
| CS: | 0 |     |    |

| Batter  | 1   | 2                               | 3                            | 4                               | 5                            | 6                                       | 7                            | 8                               | 9                            | AB R H RBI BB SO LOB            | TOP                          |                                      |   |                                 |                              |                                 |                              |                                 |                                  |                                    |                                  |        |
|---|---|---------------------------------|------------------------------|---------------------------------|------------------------------|---|------------------------------|---------------------------------|------------------------------|---------------------------------|------------------------------|--------------------------------------|---|---------------------------------|------------------------------|---------------------------------|------------------------------|---------------------------------|----------------------------------|------------------------------------|----------------------------------|--------|
| Davey Lopes, R (1, 4)<br>OBP: 0.402, SLG: 0.409     | 0-0<br>5-3  |                                 | 0-0<br>1-2<br>1B             |                                 |                              | 0-0<br>HR<br>3B                         | 0-0<br>L8                    |                                 |                              | 4 1 2 0 0 0 0                   |                              |                                      |   |                                 |                              |                                 |                              |                                 |                                  |                                    |                                  |        |
| Bill Buckner, L (1, 3)<br>OBP: 0.298, SLG: 0.336    | 0-0<br>G3   |                                 | 0-0<br>F8                    |                                 |                              | 0-0<br>1-3                              | 0-0<br>4-3                   |                                 |                              | 4 0 0 0 0 0 3                   |                              |                                      |   |                                 |                              |                                 |                              |                                 |                                  |                                    |                                  |        |
| Willie Davis, L (1, 8)<br>OBP: 0.335, SLG: 0.492    | 0-3<br>K  |                                 |                              | 0-0<br>1B<br>2B                 |                              | 0-0<br>HR                               | 0-0<br>4-3                   |                                 |                              | 4 2 2 2 0 1 0                   |                              |                                      |   |                                 |                              |                                 |                              |                                 |                                  |                                    |                                  |        |
| Joe Ferguson, R (1, 2)<br>OBP: 0.405, SLG: 0.535    |   | 0-0<br>F8                       |                              | 0-0<br>2-H<br>1B                |                              | 0-0<br>1B<br>BB<br>FC3-2<br>1B          |                              | 0-0<br>6-3                      |                              | 4 0 2 1 0 0 0                   |                              |                                      |   |                                 |                              |                                 |                              |                                 |                                  |                                    |                                  |        |
| Willie Crawford, L (1, 9)<br>OBP: 0.422, SLG: 0.481 |   | 0-3<br>K                        |                              | 0-3<br>K                        |                              | 4-0<br>FC3-2<br>1B<br>1-2<br>1B<br>BB   |                              | 0-3<br>K                        |                              | 3 1 0 0 1 3 0                   |                              |                                      |   |                                 |                              |                                 |                              |                                 |                                  |                                    |                                  |        |
| Ron Cey, R (1, 5)<br>OBP: 0.421, SLG: 0.495         |   | 0-0<br>6-3                      |                              | 0-3<br>K                        |                              | 0-0<br>FC3-2<br>1B<br>1-2<br>2-3<br>1B  |                              | 0-0<br>F3                       |                              | 4 1 1 0 0 1 0                   |                              |                                      |   |                                 |                              |                                 |                              |                                 |                                  |                                    |                                  |        |
| Von Joshua, L (1, 7)<br>OBP: 0.356, SLG: 0.358      |   |                                 | 0-0<br>4-3                   |                                 | 0-3<br>K                     | 0-0<br>FC3-2<br>1B<br>1-2<br>2-3<br>3-H |                              | 0-0<br>P6                       |                              | 4 0 0 0 0 1 3                   |                              |                                      |   |                                 |                              |                                 |                              |                                 |                                  |                                    |                                  |        |
| Bill Russell, R (1, 6)<br>OBP: 0.299, SLG: 0.351    |   |                                 | 0-0<br>4-3                   |                                 | 0-0<br>P6                    | 0-0<br>1-2<br>2-H<br>3-H<br>1B          |                              | 0-3<br>K                        |                              | 4 0 1 2 0 1 0                   |                              |                                      |   |                                 |                              |                                 |                              |                                 |                                  |                                    |                                  |        |
| Tommy John, R (1, 1)<br>OBP: 0.208, SLG: 0.174      |   |                                 | 0-0<br>1B<br>1B              |                                 | 0-3<br>K                     | 0-0<br>F2                               |                              | 0-3<br>K                        |                              | 3 0 1 0 0 1 2                   |                              |                                      |   |                                 |                              |                                 |                              |                                 |                                  |                                    |                                  |        |
| Pete Richert, L (8, 1)<br>OBP: 0.250, SLG: 0.250    |   |                                 |                              |                                 |                              |   |                              |                                 |                              | 1 0 0 0 0 1 0                   |                              |                                      |   |                                 |                              |                                 |                              |                                 |                                  |                                    |                                  |        |
| <b>Inning Stats</b>                                 | R: 0<br>E: 0<br>K: 1<br>S: 5  | H: 0<br>LOB: 0<br>BB: 0<br>P: 5 | R: 0<br>E: 0<br>K: 1<br>S: 5 | H: 0<br>LOB: 0<br>BB: 0<br>P: 5 | R: 0<br>E: 0<br>K: 0<br>S: 5 | H: 2<br>LOB: 2<br>BB: 0<br>P: 5         | R: 1<br>E: 0<br>K: 2<br>S: 8 | H: 2<br>LOB: 0<br>BB: 0<br>P: 8 | R: 0<br>E: 0<br>K: 2<br>S: 7 | H: 0<br>LOB: 0<br>BB: 0<br>P: 7 | R: 4<br>E: 0<br>K: 0<br>S: 8 | H: 5<br>LOB: 2<br>BB: 1<br>P: 12     | R: 0<br>E: 0<br>K: 0<br>S: 3  | H: 0<br>LOB: 0<br>BB: 0<br>P: 3 | R: 0<br>E: 0<br>K: 1<br>S: 5 | H: 0<br>LOB: 0<br>BB: 0<br>P: 5 | R: 0<br>E: 0<br>K: 2<br>S: 7 | H: 0<br>LOB: 0<br>BB: 0<br>P: 7 | 1B: 6<br>2B: 1<br>3B: 1<br>HR: 1 | SF: 0<br>SAC: 0<br>DP: 0<br>HBP: 0 | WP: 0<br>PB: 0<br>SB: 0<br>CS: 0 | PA: 36 |
| <b>PITCHER</b>                                      | IP<br>WLS<br>BF<br>H<br>R<br>ER<br>SO<br>BB<br>IBB<br>HBP<br>BLK<br>WP<br>HR<br>S<br>P<br>ERA<br>WHIP |                                 |                              |                                 |                              |   |                              |                                 |                              |                                 |                              | <b>PITCHER</b>                       | IP<br>WLS<br>BF<br>H<br>R<br>ER<br>SO<br>BB<br>IBB<br>HBP<br>BLK<br>WP<br>HR<br>S<br>P<br>ERA<br>WHIP |                                 |                              |                                 |                              |                                 |                                  |                                    |                                  |        |
| Tom Seaver, R (1, 1)<br>ERA: 2.05                   | 7.0<br>L<br>30<br>9<br>5<br>5<br>6<br>1<br>0<br>0<br>0<br>0<br>1<br>41<br>45<br>6.43<br>1.429         |                                 |                              |                                 |                              |   |                              |                                 |                              |                                 |                              | Phil Hennigan, R (8, 1)<br>ERA: 3.38 | 2.0<br>6<br>0<br>0<br>0<br>3<br>0<br>0<br>0<br>0<br>0<br>0<br>12<br>12<br>0.00<br>0.000               |                                 |                              |                                 |                              |                                 |                                  |                                    |                                  |        |

**Los Angeles Dodgers @ New York Mets**  
 Shea Stadium, Flushing, NY  
 Fri Jun 08 1973, 7:05 PM EDT  
 Att: 42,500 - Unknown

livebaseballscorecards.com

|     |    |
|-----|----|
| AB  | 35 |
| R   | 5  |
| H   | 9  |
| RBI | 5  |
| BB  | 1  |
| SO  | 9  |
| LOB | 8  |





| Batter  | 1  | 2                               | 3                            | 4                               | 5                            | 6                                | 7                            | 8                               | 9                            | AB R H RBI BB SO LOB            | TOP                          |  |                              |                                 |                              |                                 |                              |                                 |                                  |                                    |                                  |        |
|---|--|---------------------------------|------------------------------|---------------------------------|------------------------------|----------------------------------|------------------------------|---------------------------------|------------------------------|---------------------------------|------------------------------|--|------------------------------|---------------------------------|------------------------------|---------------------------------|------------------------------|---------------------------------|----------------------------------|------------------------------------|----------------------------------|--------|
| <b>Davey Lopes, R</b> (1, 4)<br>OBP: 0.410, SLG: 0.424      | 0-0<br>1B<br>FC4-6<br>2B   |                                 | 0-0<br>S<br>E<br>SF7<br>1B   | 0-0<br>P4                       |                              |                                  | 0-0<br>CS<br>1B              |                                 |                              | 4 2 3 0 0 0 1                   |                              |  |                              |                                 |                              |                                 |                              |                                 |                                  |                                    |                                  |        |
| <b>Bill Buckner, L</b> (1, 3)<br>OBP: 0.298, SLG: 0.336     | 0-0<br>2-3<br>FC4-6<br>1B  |                                 | 0-0<br>SF7<br>1-H            |                                 | 0-0<br>1-3                   |                                  | 0-0<br>F8<br>1-2<br>3-H      |                                 |                              | 3 0 1 1 0 0 2                   |                              |  |                              |                                 |                              |                                 |                              |                                 |                                  |                                    |                                  |        |
| <b>Willie Davis, L</b> (1, 8)<br>OBP: 0.330, SLG: 0.483     | 0-0<br>FC4-6<br>E<br>S<br>1-2f<br>3-H  |                                 | 0-0<br>F8                    |                                 | 0-0<br>F9                    |                                  | 0-0<br>F5                    |                                 |                              | 4 0 0 1 0 0 1                   |                              |  |                              |                                 |                              |                                 |                              |                                 |                                  |                                    |                                  |        |
| <b>Joe Ferguson, R</b> (1, 2)<br>OBP: 0.402, SLG: 0.527     | 0-0<br>5-3<br>1-3  |                                 | 4-0<br>BB<br>BB              |                                 | 0-0<br>4-3                   |                                  | 0-0<br>P4                    |                                 |                              | 3 0 0 0 1 0 1                   |                              |  |                              |                                 |                              |                                 |                              |                                 |                                  |                                    |                                  |        |
| <b>Ron Cey, R</b> (1, 5)<br>OBP: 0.418, SLG: 0.487          | 0-0<br>6-3   |                                 | 4-0<br>1-2<br>BB             |                                 | 0-0<br>F7                    |                                  | 0-0<br>P4                    |                                 |                              | 3 0 0 0 1 0 1                   |                              |  |                              |                                 |                              |                                 |                              |                                 |                                  |                                    |                                  |        |
| <b>Manny Mota, R</b> (1, 7)<br>OBP: 0.403, SLG: 0.403       |  | 0-0<br>1B                       | 0-0<br>F8                    |                                 | 4-0<br>BB                    |                                  | 0-0<br>F9                    |                                 |                              | 3 0 1 0 1 0 2                   |                              |  |                              |                                 |                              |                                 |                              |                                 |                                  |                                    |                                  |        |
| <b>Willie Crawford, L</b> (1, 9)<br>OBP: 0.414, SLG: 0.471  |  | 0-3<br>K                        |                              | 0-3<br>K                        |                              | 0-0<br>F7                        |                              | 0-0<br>F7                       |                              | 4 0 0 0 0 2 2                   |                              |  |                              |                                 |                              |                                 |                              |                                 |                                  |                                    |                                  |        |
| <b>Bill Russell, R</b> (1, 6)<br>OBP: 0.298, SLG: 0.349     |  | 0-0<br>F8                       |                              | 0-0<br>S<br>1B                  |                              | 0-0<br>F8                        |                              | 0-0<br>E6                       |                              | 4 0 1 0 0 0 2                   |                              |  |                              |                                 |                              |                                 |                              |                                 |                                  |                                    |                                  |        |
| <b>Al Downing, R</b> (1, 1)<br>OBP: 0.125, SLG: 0.087       |  | 0-3<br>K                        |                              | 0-3<br>K                        |                              |                                  | 0-0<br>1B<br>CS<br>2B        |                                 | 0-0<br>6-3                   | 2 0 0 0 0 2 2                   |                              |  |                              |                                 |                              |                                 |                              |                                 |                                  |                                    |                                  |        |
| <b>Tom Paciorek, R</b> (7, PH)<br>OBP: 0.260, SLG: 0.319    |  |                                 |                              |                                 |                              |                                  |                              |                                 |                              | 1 0 1 0 0 0 0                   |                              |  |                              |                                 |                              |                                 |                              |                                 |                                  |                                    |                                  |        |
| <b>Doug Rau, L</b> (7, 1)                                   |  |                                 |                              |                                 |                              |                                  |                              |                                 |                              | 0 0 0 0 0 0 0                   |                              |  |                              |                                 |                              |                                 |                              |                                 |                                  |                                    |                                  |        |
| <b>Charlie Hough, R</b> (8, 1)                              |  |                                 |                              |                                 |                              |                                  |                              |                                 |                              | 0 0 0 0 0 0 0                   |                              |  |                              |                                 |                              |                                 |                              |                                 |                                  |                                    |                                  |        |
| <b>Steve Garvey, R</b> (9, PH)<br>OBP: 0.222, SLG: 0.315    |  |                                 |                              | 1-2<br>K                        |                              |                                  |                              |                                 |                              | 1 0 0 0 0 0 1                   |                              |  |                              |                                 |                              |                                 |                              |                                 |                                  |                                    |                                  |        |
| <b>Inning Stats</b>   | R: 1<br>E: 0<br>K: 0<br>S: 5   | H: 2<br>LOB: 1<br>BB: 0<br>P: 5 | R: 0<br>E: 0<br>K: 2<br>S: 8 | H: 1<br>LOB: 1<br>BB: 0<br>P: 8 | R: 1<br>E: 1<br>K: 0<br>S: 4 | H: 1<br>LOB: 2<br>BB: 2<br>P: 12 | R: 0<br>E: 0<br>K: 2<br>S: 8 | H: 1<br>LOB: 1<br>BB: 0<br>P: 8 | R: 0<br>E: 0<br>K: 0<br>S: 3 | H: 0<br>LOB: 0<br>BB: 0<br>P: 3 | R: 0<br>E: 0<br>K: 0<br>S: 3 | H: 0<br>LOB: 1<br>BB: 1<br>P: 7  | R: 0<br>E: 0<br>K: 0<br>S: 3 | H: 2<br>LOB: 0<br>BB: 0<br>P: 3 | R: 0<br>E: 0<br>K: 0<br>S: 3 | H: 0<br>LOB: 0<br>BB: 0<br>P: 3 | R: 0<br>E: 1<br>K: 0<br>S: 4 | H: 0<br>LOB: 1<br>BB: 0<br>P: 4 | 1B: 5<br>2B: 2<br>3B: 0<br>HR: 0 | SF: 1<br>SAC: 0<br>DP: 0<br>HBP: 0 | WP: 0<br>PB: 0<br>SB: 3<br>CS: 2 | PA: 36 |
| <b>PITCHER</b><br><b>Jon Matlack, L</b> (1, 1)<br>ERA: 4.22 | IP: 9.0<br>WLS: W<br>BF: 36<br>H: 7<br>R: 2<br>ER: 1<br>SO: 4<br>BB: 3<br>IBB: 0<br>HBP: 0<br>BLK: 0<br>WP: 0<br>HR: 0<br>S: 41<br>P: 53<br>ERA: 1.00<br>WHIP: 1.111 |                                 |                              |                                 |                              |                                  |                              |                                 |                              |                                 |                              | <b>PITCHER</b><br>IP: WLS: BF: H: R: ER: SO: BB: IBB: HBP: BLK: WP: HR: S: P: ERA: WHIP: |                              |                                 |                              |                                 |                              |                                 |                                  |                                    |                                  |        |

**Los Angeles Dodgers @ New York Mets**  
 Shea Stadium, Flushing, NY  
 Sat Jun 09 1973, 3:33 AM EDT  
 Att: 47,800 - Unknown

[livebaseballscorecards.com](http://livebaseballscorecards.com)

**AB** 32  
**R** 2  
**H** 7  
**RBI** 2  
**BB** 3  
**SO** 4  
**LOB** 15



| Batter  | 1                              | 2          | 3          | 4          | 5                    | 6 | 7                    | 8                       | 9 | AB | R | H | RBI | BB | SO | LOB |
|---|--------------------------------|------------|------------|------------|----------------------|---|----------------------|-------------------------|---|----|---|---|-----|----|----|-----|
| Ted Martinez, R<br>OBP: 0.283, SLG: 0.243 (1, 5)    | 0-0<br>5-3<br>2B<br>1B         |            | 0-0<br>5-3 |            | 0-0<br>FC6-4<br>1B   |   |                      | 0-0<br>F9               |   | 4  | 1 | 2 | 0   | 0  | 0  | 0   |
| Felix Millan, R<br>OBP: 0.292, SLG: 0.324 (1, 4)    | 0-0<br>5-3<br>1-2              |            | 0-0<br>P6  |            | 0-0<br>FC6-4<br>1-2f |   |                      | 0-0<br>2B<br>1B         |   | 4  | 1 | 1 | 0   | 0  | 0  | 2   |
| Willie Mays, R<br>OBP: 0.231, SLG: 0.200 (1, 8)     | 4-0<br>2B<br>BB                |            | 0-0<br>HR  |            |                      |   | 0-0<br>F8            | 0-3<br>K                |   | 3  | 2 | 1 | 1   | 1  | 1  | 1   |
| Rusty Staub, L<br>OBP: 0.370, SLG: 0.421 (1, 9)     | 0-0<br>4-3<br>1-H<br>2-H<br>2B |            | 0-0<br>F9  |            |                      |   | 0-0<br>3-1           | 0-0<br>BB<br>1-H<br>2B  |   | 4  | 0 | 2 | 3   | 0  | 0  | 0   |
| Jim Fregosi, R<br>OBP: 0.306, SLG: 0.208 (1, 6)     | 0-0<br>4-3<br>2-3              |            |            | 0-0<br>4-3 |                      |   | 0-0<br>5-3           | 4-0<br>BB<br>BB         |   | 3  | 0 | 0 | 0   | 1  | 0  | 1   |
| John Milner, L<br>OBP: 0.353, SLG: 0.459 (1, 3)     | 0-3<br>K                       |            |            | 0-0<br>L4  |                      |   | 0-3<br>K             | 4-0<br>1-2<br>2-3<br>BB |   | 3  | 0 | 0 | 0   | 1  | 2  | 1   |
| George Theodore, R<br>OBP: 0.333, SLG: 0.324 (1, 7) |                                | 0-0<br>6-3 |            | 0-0<br>F9  |                      |   | 0-0<br>FC5-4<br>1B   | 0-0<br>F8               |   | 4  | 0 | 1 | 0   | 0  | 0  | 3   |
| Duffy Dyer, R<br>OBP: 0.200, SLG: 0.172 (1, 2)      |                                | 0-0<br>1-3 |            |            | 0-3<br>K             |   | 0-0<br>FC5-4<br>1-2f |                         |   | 3  | 0 | 0 | 0   | 0  | 1  | 1   |
| Jon Matlack, L<br>OBP: 0.318, SLG: 0.167 (1, 1)     |                                | 0-0<br>4-3 |            |            | 0-3<br>K             |   | 0-3<br>K             |                         |   | 3  | 0 | 0 | 0   | 0  | 2  | 1   |

| Inning Stats                         | R: 2 | H: 2 | E: 0 | K: 1 | S: 7 | LOB: 1 | BB: 1 | P: 11 | R: 0 | H: 0 | E: 0 | K: 0 | S: 3 | LOB: 0 | BB: 0 | P: 3 | R: 1  | H: 1 | E: 0 | K: 0 | S: 4 | LOB: 0 | BB: 0 | P: 4 | R: 0 | H: 0 | E: 0 | K: 0 | S: 3 | LOB: 0 | BB: 0 | P: 3 | R: 0 | H: 1 | E: 0 | K: 2 | S: 8 | LOB: 1 | BB: 0 | P: 8 | R: 0 | H: 0 | E: 0 | K: 0 | S: 3 | LOB: 0 | BB: 0 | P: 3 | R: 0 | H: 1 | E: 0 | K: 2 | S: 8 | LOB: 1 | BB: 0 | P: 8 | R: 1 | H: 2 | E: 0 | K: 1 | S: 7 | LOB: 3 | BB: 2 | P: 15 |
|--------------------------------------|------|------|------|------|------|--------|-------|-------|------|------|------|------|------|--------|-------|------|-------|------|------|------|------|--------|-------|------|------|------|------|------|------|--------|-------|------|------|------|------|------|------|--------|-------|------|------|------|------|------|------|--------|-------|------|------|------|------|------|------|--------|-------|------|------|------|------|------|------|--------|-------|-------|
| PITCHER                              | IP   | WLS  | BF   | H    | R    | ER     | SO    | BB    | IBB  | HBP  | BLK  | WP   | HR   | S      | P     | ERA  | WHIP  |      |      |      |      |        |       |      |      |      |      |      |      |        |       |      |      |      |      |      |      |        |       |      |      |      |      |      |      |        |       |      |      |      |      |      |      |        |       |      |      |      |      |      |      |        |       |       |
| Al Downing, L<br>ERA: 2.87 (1, 1)    | 6.0  | L    | 23   | 4    | 3    | 3      | 3     | 1     | 0    | 0    | 0    | 0    | 1    | 28     | 32    | 4.50 | 0.833 |      |      |      |      |        |       |      |      |      |      |      |      |        |       |      |      |      |      |      |      |        |       |      |      |      |      |      |      |        |       |      |      |      |      |      |      |        |       |      |      |      |      |      |      |        |       |       |
| Doug Rau, L<br>ERA: 6.2 (7, 1)       | 1.2  |      | 10   | 3    | 1    | 1      | 3     | 2     | 0    | 0    | 0    | 0    | 0    | 14     | 22    | 5.40 | 3.000 |      |      |      |      |        |       |      |      |      |      |      |      |        |       |      |      |      |      |      |      |        |       |      |      |      |      |      |      |        |       |      |      |      |      |      |      |        |       |      |      |      |      |      |      |        |       |       |
| Charlie Hough, R<br>ERA: 2.08 (8, 1) | 0.1  |      | 1    | 0    | 0    | 0      | 0     | 0     | 0    | 0    | 0    | 0    | 0    | 1      | 1     | 0.00 | 0.000 |      |      |      |      |        |       |      |      |      |      |      |      |        |       |      |      |      |      |      |      |        |       |      |      |      |      |      |      |        |       |      |      |      |      |      |      |        |       |      |      |      |      |      |      |        |       |       |

**BOTTOM**

**Los Angeles Dodgers @ New York Mets**  
Shea Stadium, Flushing, NY

Sat Jun 09 1973, 3:33 AM EDT  
Att. 47,800 - Unknown

livebaseballscorecards.com

|     |    |
|-----|----|
| AB  | 31 |
| R   | 4  |
| H   | 7  |
| RBI | 4  |
| BB  | 3  |
| SO  | 6  |
| LOB | 10 |



|     |   |      |   |     |   |     |    |
|-----|---|------|---|-----|---|-----|----|
| 1B: | 4 | SF:  | 0 | WP: | 0 | PA: | 34 |
| 2B: | 2 | SAC: | 0 | PB: | 0 |     |    |
| 3B: | 0 | DP:  | 0 | SB: | 0 |     |    |
| HR: | 1 | HBP: | 0 | CS: | 0 |     |    |

| Batter  | 1   | 2                        | 3                        | 4                        | 5                        | 6                        | 7                        | 8                        | 9                        | AB R H RBI BB SO LOB                                       | TOP                                     |  |
|---|---|--------------------------|--------------------------|--------------------------|--------------------------|--------------------------|--------------------------|--------------------------|--------------------------|--|---|--|
| Davey Lopes, R<br>OBP: 0.415, SLG: 0.432 (1, 4) X                                     | 0-0 P3  |                          | 0-0 6-3 S 1B             |                          | 0-0 F9                   |                          | 4-0 IBB                  |                          | 0-0 SF8 1B 2B            | 4 1 2 0 1 0 1  |   |  |
| Bill Buckner, L<br>OBP: 0.292, SLG: 0.331 (1, 3) X                                    | 0-0 L3  |                          | 0-0 6-3 1-3              |                          | 0-3 K                    |                          | 0-0 F2                   |                          | 0-0 SF8                  | 4 0 0 1 0 1 5  |   |  |
| Willie Davis, L<br>OBP: 0.331, SLG: 0.488 (1, 8) X                                    | 0-0 F7  |                          | 0-0 F9                   |                          | 0-0 SF7 3B               |                          | 0-3 K                    |                          | 0-0 1B BB                | 4 1 1 0 1 1 4  |   |  |
| Joe Ferguson, R<br>OBP: 0.402, SLG: 0.539 (1, 2) X                                    |   | 0-0 HR                   |                          | 0-0 F8                   |                          | 0-0 P6                   |                          | 0-0 4-3                  | 0-0 1B                   | 5 1 2 2 0 0 1  |   |  |
| Ron Cey, R<br>OBP: 0.413, SLG: 0.479 (1, 5) X   |   | 0-3 K                    |                          | 4-0 BB                   |                          | 0-0 SF7                  |                          | 0-0 F8                   | 0-3 K                    | 3 0 0 1 1 2 2  |   |  |
| Manny Mota, R<br>OBP: 0.399, SLG: 0.398 (1, 7) X                                      |   | 0-0 F7                   |                          | 0-0 P6                   |                          | 0-0 6-3                  |                          | 0-0 1B                   |                          | 4 0 1 0 0 0 1  |   |  |
| Willie Crawford, L<br>OBP: 0.416, SLG: 0.472 (1, 9) X                                 |   | 0-0 1B                   |                          | 0-0 1-3                  |                          | 0-0 SH1-4 1B             |                          | 0-0 P4                   |                          | 4 0 2 0 0 0 2  |   |  |
| Bill Russell, R<br>OBP: 0.298, SLG: 0.347 (1, 6) X                                    |   | 0-0 F7                   |                          | 0-0 P3                   |                          | 0-0 SH1-4 1B             |                          |                          | 0-0 F2                   | 4 0 1 0 0 0 1  |   |  |
| Claude Osteen, L<br>OBP: 0.176, SLG: 0.156 (1, 1) X                                   |   |                          | 0-3 K                    |                          | 0-0 2B                   |                          | 0-0 SH1-4                |                          | 0-0 2B SF8 1B            | 3 1 2 0 0 1 0  |   |  |
| <b>Inning Stats</b>   | R: 0 H: 0 E: 0 K: 0 S: 3                              | R: 1 H: 2 E: 0 K: 1 S: 7 | R: 0 H: 1 E: 0 K: 1 S: 6 | R: 0 H: 0 E: 0 K: 0 S: 3 | R: 0 H: 1 E: 0 K: 1 S: 6 | R: 1 H: 1 E: 0 K: 0 S: 4 | R: 0 H: 2 E: 0 K: 1 S: 7 | R: 0 H: 1 E: 0 K: 0 S: 4 | R: 2 H: 3 E: 0 K: 1 S: 8 | 1B: 7 SF: 2<br>2B: 2 SAC: 1<br>3B: 1 DP: 0<br>HR: 1 HBP: 0 | WP: 0 PA: 41<br>PB: 0<br>SB: 1<br>CS: 0 |  |
| <b>PITCHER</b><br>Jerry Koosman, L (1, 1) ERA: 2.69<br>Tug McGraw, L (9, 1) ERA: 5.29 | IP WLS BF H R ER SO BB IBB HBP BLK WP HR S P ERA WHIP |                          |                          |                          |                          |                          |                          |                          |                          |  |   |  |
|   | 8.0 L 34 8 2 2 4 1 1 0 0 0 0 1 40 48 2.25 1.125       |                          |                          |                          |                          |                          |                          |                          |                          |  |   |  |
|   | 1.0 7 3 2 2 1 1 0 0 0 0 0 0 8 12 18.00 4.000          |                          |                          |                          |                          |                          |                          |                          |                          |  |   |  |

Los Angeles Dodgers @ New York Mets  
 Shea Stadium, Flushing, NY  
 Sun Jun 10 1973, 3:33 AM EDT  
 Att: 41,139 - Unknown

livebaseballscores.com

**AB** 35  
**R** 4  
**H** 11  
**RBI** 4  
**BB** 3  
**SO** 5  
**LOB** 17





| Batter   | 1   | 2                               | 3                            | 4                               | 5                            | 6                               | 7                            | 8                               | 9                            | AB R H RBI BB SO LOB            | TOP                          |                                 |                              |                                 |                              |                                  |                              |                                 |                                  |                                    |  |
|--|---|---------------------------------|------------------------------|---------------------------------|------------------------------|---------------------------------|------------------------------|---------------------------------|------------------------------|---------------------------------|------------------------------|---------------------------------|------------------------------|---------------------------------|------------------------------|----------------------------------|------------------------------|---------------------------------|----------------------------------|------------------------------------|--|
| <b>Bobby Bonds, R</b> (1, 9)<br>OBP: 0.405, SLG: 0.594   | 4-0<br>BLK<br>BB                                      |                                 | 0-0<br>F8                    |                                 | 0-0<br>5-3                   |                                 |                              | 0-0<br>SH1-3<br>1B              | 4-0<br>FC6-4<br>BB           | 3 0 1 0 2 0 0                   |                              |                                 |                              |                                 |                              |                                  |                              |                                 |                                  |                                    |  |
| <b>Tito Fuentes, S</b> (1, 4)<br>OBP: 0.331, SLG: 0.405  | 0-0<br>P5   |                                 |                              | 0-0<br>1B<br>E<br>1B            |                              | 0-0<br>F7                       |                              | 0-0<br>SH1-3<br>1-2             | 0-0<br>FC6-4<br>BB           | 4 1 1 0 0 0 4                   |                              |                                 |                              |                                 |                              |                                  |                              |                                 |                                  |                                    |  |
| <b>Garry Maddox, R</b> (1, 8)<br>OBP: 0.381, SLG: 0.514  | 0-3<br>K  |                                 |                              | 0-0<br>1-3<br>1B                |                              | 0-0<br>6-3                      |                              | 0-3<br>K                        |                              | 4 0 1 0 0 2 2                   |                              |                                 |                              |                                 |                              |                                  |                              |                                 |                                  |                                    |  |
| <b>Ed Goodson, L</b> (1, 5)<br>OBP: 0.375, SLG: 0.471    | 0-0<br>4-3<br>1-2                                     |                                 |                              | 0-0<br>E8<br>3-H<br>2B          |                              | 0-0<br>1B<br>1B                 |                              | 4-0<br>1B<br>IBB                |                              | 3 0 2 1 1 0 1                   |                              |                                 |                              |                                 |                              |                                  |                              |                                 |                                  |                                    |  |
| <b>Gary Matthews, R</b> (1, 7)<br>OBP: 0.391, SLG: 0.453 |   | 0-0<br>P4                       |                              | 0-0<br>G3                       |                              | 0-0<br>1-2<br>1B                |                              | 0-3<br>K                        |                              | 4 0 1 0 0 1 3                   |                              |                                 |                              |                                 |                              |                                  |                              |                                 |                                  |                                    |  |
| <b>Chris Speier, R</b> (1, 6)<br>OBP: 0.356, SLG: 0.414  |   | 0-0<br>F7                       |                              | 0-0<br>F5                       |                              | 0-3<br>K                        |                              |                                 | 0-0<br>G5-4-3<br>1B          | 4 0 1 0 0 1 3                   |                              |                                 |                              |                                 |                              |                                  |                              |                                 |                                  |                                    |  |
| <b>Dave Kingman, R</b> (1, 3)<br>OBP: 0.235, SLG: 0.423  |   | 0-3<br>K                        |                              |                                 | 0-0<br>HR                    |                                 | 0-3<br>K                     |                                 | 0-0<br>G5-4-3<br>1-2         | 4 1 1 1 0 2 1                   |                              |                                 |                              |                                 |                              |                                  |                              |                                 |                                  |                                    |  |
| <b>Dave Rader, L</b> (1, 2)<br>OBP: 0.321, SLG: 0.314    |   |                                 | 0-0<br>B1-6-4<br>1B          |                                 | 0-0<br>F8                    |                                 | 0-0<br>F9                    |                                 | 0-0<br>BB<br>1B<br>1B        | 4 0 2 0 0 0 0<br>0 0 0 0 0 0 0  |                              |                                 |                              |                                 |                              |                                  |                              |                                 |                                  |                                    |  |
| <b>Mike Sadek, R</b> (9, PR)<br>OBP: 0.333, SLG: 0.125   |   |                                 |                              |                                 |                              |                                 |                              |                                 |                              |                                 |                              |                                 |                              |                                 |                              |                                  |                              |                                 |                                  |                                    |  |
| <b>Ron Bryant, S</b> (1, 1)<br>OBP: 0.171, SLG: 0.175    |   |                                 | 0-0<br>B1-6-4<br>1-2         |                                 | 0-0<br>L8                    |                                 | 0-0<br>6-3                   |                                 | 0-0<br>BB<br>1B              | 4 0 1 0 0 0 1<br>0 0 0 0 0 0 0  |                              |                                 |                              |                                 |                              |                                  |                              |                                 |                                  |                                    |  |
| <b>Randy Moffitt, R</b> (9, 1)                           |   |                                 |                              |                                 |                              |                                 |                              |                                 |                              |                                 |                              |                                 |                              |                                 |                              |                                  |                              |                                 |                                  |                                    |  |
| <b>Inning Stats</b>                                      | R: 0<br>E: 0<br>K: 1<br>S: 5                          | H: 0<br>LOB: 1<br>BB: 1<br>P: 9 | R: 0<br>E: 0<br>K: 1<br>S: 5 | H: 0<br>LOB: 0<br>BB: 0<br>P: 5 | R: 0<br>E: 0<br>K: 0<br>S: 3 | H: 1<br>LOB: 0<br>BB: 0<br>P: 3 | R: 1<br>E: 1<br>K: 0<br>S: 5 | H: 3<br>LOB: 1<br>BB: 0<br>P: 5 | R: 1<br>E: 0<br>K: 0<br>S: 4 | H: 1<br>LOB: 0<br>BB: 0<br>P: 4 | R: 0<br>E: 0<br>K: 1<br>S: 7 | H: 2<br>LOB: 2<br>BB: 0<br>P: 7 | R: 0<br>E: 0<br>K: 1<br>S: 5 | H: 0<br>LOB: 0<br>BB: 0<br>P: 5 | R: 0<br>E: 0<br>K: 2<br>S: 8 | H: 1<br>LOB: 2<br>BB: 1<br>P: 12 | R: 0<br>E: 0<br>K: 0<br>S: 5 | H: 3<br>LOB: 3<br>BB: 1<br>P: 9 | 1B: 9<br>2B: 1<br>3B: 0<br>HR: 1 | SF: 0<br>SAC: 1<br>DP: 2<br>HBP: 0 | WP: 0<br>PA: 38<br>PB: 0<br>SB: 0<br>CS: 0 |
| <b>PITCHER</b>   | IP WLS BF H R ER SO BB IBB HBP BLK WP HR S P ERA WHIP |                                 |                              |                                 |                              |                                 |                              |                                 |                              |                                 |                              |                                 |                              |                                 |                              |                                  |                              |                                 |                                  |                                    |  |
| <b>George Stone, L</b> (1, 1)<br>ERA: 2.0                | 6.0 L 24 7 2 2 3 1 0 0 1 0 0 1 29 33 3.00 1.333       |                                 |                              |                                 |                              |                                 |                              |                                 |                              |                                 |                              |                                 |                              |                                 |                              |                                  |                              |                                 |                                  |                                    |  |
| <b>Buzz Capra, R</b> (7, 1)<br>ERA:                      | 2.2 13 4 0 0 3 1 1 0 0 0 0 17 25 0.00 1.875           |                                 |                              |                                 |                              |                                 |                              |                                 |                              |                                 |                              |                                 |                              |                                 |                              |                                  |                              |                                 |                                  |                                    |  |
| <b>Phil Hennigan, R</b> (9, 1)<br>ERA: 3.33              | 0.1 1 0 0 0 0 0 0 0 0 0 0 1 1 0.00 0.000              |                                 |                              |                                 |                              |                                 |                              |                                 |                              |                                 |                              |                                 |                              |                                 |                              |                                  |                              |                                 |                                  |                                    |  |

**San Francisco Giants @ New York Mets**  
 Shea Stadium, Flushing, NY  
 Mon Jun 11 1973, 7:05 PM EDT  
 Att. 29,160 - Unknown

|     |    |
|-----|----|
| AB  | 34 |
| R   | 2  |
| H   | 11 |
| RBI | 2  |
| BB  | 3  |
| SO  | 6  |
| LOB | 15 |





**BOTTOM**

**San Francisco Giants @ New York Mets**  
 Shea Stadium, Flushing, NY  
 Mon Jun 11 1973, 7:05 PM EDT  
 Att. 29,160 - Unknown

[livebaseballscorecards.com](http://livebaseballscorecards.com)

|            |           |
|------------|-----------|
| <b>AB</b>  | <b>33</b> |
| <b>R</b>   | <b>1</b>  |
| <b>H</b>   | <b>6</b>  |
| <b>RBI</b> | <b>1</b>  |
| <b>BB</b>  | <b>5</b>  |
| <b>SO</b>  | <b>3</b>  |
| <b>LOB</b> | <b>18</b> |



|       |        |
|-------|--------|
| WP: 0 | PA: 39 |
| PB: 0 | SB: 0  |
| CS: 0 |        |

AB R H RBI BB SO LOB

|   |   |   |   |   |   |   |
|---|---|---|---|---|---|---|
| 5 | 0 | 1 | 1 | 0 | 0 | 4 |
| 5 | 0 | 2 | 0 | 0 | 0 | 1 |
| 4 | 0 | 0 | 0 | 1 | 0 | 1 |
| 4 | 0 | 0 | 0 | 0 | 0 | 3 |
| 4 | 0 | 1 | 0 | 0 | 0 | 0 |
| 1 | 0 | 0 | 0 | 3 | 0 | 1 |
| 3 | 1 | 1 | 0 | 0 | 0 | 2 |
| 3 | 0 | 0 | 0 | 1 | 1 | 2 |
| 2 | 0 | 1 | 0 | 0 | 0 | 1 |
| 1 | 0 | 0 | 0 | 0 | 1 | 3 |
| 0 | 0 | 0 | 0 | 0 | 0 | 0 |
| 0 | 0 | 0 | 0 | 0 | 0 | 0 |
| 1 | 0 | 0 | 0 | 0 | 1 | 0 |

| Batter  | 1          | 2         | 3            | 4          | 5          | 6            | 7          | 8          | 9            |
|---|------------|-----------|--------------|------------|------------|--------------|------------|------------|--------------|
| Ted Martinez, R (1, 5)<br>OBP: 0.279, SLG: 0.250    | 0-0<br>6-3 |           | 0-0<br>FC6-4 |            | 0-0<br>1B  | 0-0<br>5-3   |            |            | 0-0<br>F8    |
| Felix Millan, R (1, 4)<br>OBP: 0.294, SLG: 0.325    | 0-0<br>4-3 |           | 0-0<br>F7    |            | 0-0<br>1B  |              | 0-0<br>4-3 |            | 0-0<br>FC4-6 |
| Willie Mays, R (1, 8)<br>OBP: 0.213, SLG: 0.170     | 0-0<br>6-3 |           |              | 0-0<br>P6  | 4-0<br>1B  |              | 0-0<br>F8  |            | 0-0<br>FC4-6 |
| Rusty Staub, L (1, 9)<br>OBP: 0.361, SLG: 0.406     |            | 0-0<br>G3 |              | 0-0<br>4-3 | 0-0<br>6-3 |              | 0-0<br>4-3 |            |              |
| Jim Fregosi, R (1, 6)<br>OBP: 0.304, SLG: 0.228     |            | 0-0<br>F8 |              | 0-0<br>E5  |            | 0-0<br>SH5-4 |            | 0-0<br>6-3 |              |
| John Milner, L (1, 3)<br>OBP: 0.366, SLG: 0.446     |            | 4-0<br>BB |              | 0-0<br>F9  |            | 4-0<br>SH5-4 |            | 4-0<br>BB  |              |
| George Theodore, R (1, 7)<br>OBP: 0.322, SLG: 0.313 |            | 0-0<br>P4 |              |            | 0-0<br>1B  | 0-0<br>SH5-4 |            | 0-0<br>F8  |              |
| Duffy Dyer, R (1, 2)<br>OBP: 0.197, SLG: 0.164      |            |           | 0-0<br>G3    |            | 0-3<br>K   | 4-0<br>BB    |            | 0-0<br>F8  |              |
| George Stone, L (1, 1)<br>OBP: 0.429, SLG: 0.429    |            |           | 0-0          |            | 0-0<br>1-3 | 0-3<br>K     |            | 0-3<br>K   |              |
| Jim Beauchamp, R (6, PH)<br>OBP: 0.355, SLG: 0.269  |            |           |              |            |            |              |            |            |              |
| Buzz Capra, R (7, 1)                                |            |           |              |            |            |              |            |            |              |
| Phil Hennigan, R (9, 1)<br>OBP: 0.333, SLG: 0.333   |            |           |              |            |            |              |            |            |              |
| Don Hahn, R (9, PH)                                 |            |           |              |            |            |              |            |            |              |

| Inning Stats | R: 0 | H: 0 | E: 0 | K: 0 | S: 3 | R: 0 | H: 0 | E: 0 | K: 0 | S: 3 | R: 0 | H: 1 | E: 0 | K: 0 | S: 4 | R: 0 | H: 0 | E: 1 | K: 0 | S: 4 | R: 1 | H: 3 | E: 0 | K: 1 | S: 8 | R: 0 | H: 1 | E: 0 | K: 1 | S: 6 | R: 0 | H: 0 | E: 0 | K: 0 | S: 3 | R: 0 | H: 0 | E: 0 | K: 0 | S: 3 | R: 0 | H: 1 | E: 0 | K: 1 | S: 6 | R: 0 | H: 1 | E: 0 | K: 1 | S: 6 | 1B: 5 | SF: 0 | 2B: 1 | 3B: 0 | HR: 0 | WP: 0 | PA: 39 |
|--------------|------|------|------|------|------|------|------|------|------|------|------|------|------|------|------|------|------|------|------|------|------|------|------|------|------|------|------|------|------|------|------|------|------|------|------|------|------|------|------|------|------|------|------|------|------|------|------|------|------|------|-------|-------|-------|-------|-------|-------|--------|
|--------------|------|------|------|------|------|------|------|------|------|------|------|------|------|------|------|------|------|------|------|------|------|------|------|------|------|------|------|------|------|------|------|------|------|------|------|------|------|------|------|------|------|------|------|------|------|------|------|------|------|------|-------|-------|-------|-------|-------|-------|--------|

| PITCHER                              | IP  | WLS | BF | H | R | ER | SO | BB | IBB | HBP | BLK | WP | HR | S  | P  | ERA  | WHIP  |
|--------------------------------------|-----|-----|----|---|---|----|----|----|-----|-----|-----|----|----|----|----|------|-------|
| Ron Bryant, L (1, 1)<br>ERA: 2.17    | 8.2 | W   | 38 | 6 | 1 | 1  | 3  | 5  | 0   | 0   | 0   | 0  | 0  | 39 | 59 | 1.04 | 1.269 |
| Randy Moffitt, R (9, 1)<br>ERA: 2.61 | 0.1 | S   | 1  | 0 | 0 | 0  | 0  | 0  | 0   | 0   | 0   | 0  | 0  | 1  | 1  | 0.00 | 0.000 |

| PITCHER | IP | WLS | BF | H | R | ER | SO | BB | IBB | HBP | BLK | WP | HR | S | P | ERA | WHIP |
|---------|----|-----|----|---|---|----|----|----|-----|-----|-----|----|----|---|---|-----|------|
|---------|----|-----|----|---|---|----|----|----|-----|-----|-----|----|----|---|---|-----|------|

| Batter   | 1   | 2                               | 3                            | 4                               | 5                            | 6                               | 7                            | 8                               | 9                               | AB R H RBI BB SO LOB                            | TOP                          |                                 |                              |                                 |                              |                                 |                              |                                 |                                  |                                    |                                  |        |  |  |  |  |  |
|--|---|---------------------------------|------------------------------|---------------------------------|------------------------------|---------------------------------|------------------------------|---------------------------------|---------------------------------|---|------------------------------|---------------------------------|------------------------------|---------------------------------|------------------------------|---------------------------------|------------------------------|---------------------------------|----------------------------------|------------------------------------|----------------------------------|--------|--|--|--|--|--|
| <b>Bobby Bonds, R</b> (1, 9)<br>OBP: 0.412, SLG: 0.593   | 4-0<br>S<br>1B<br>BB                                  |                                 | 0-0<br>CS<br>1B              |                                 | 4-0<br>E<br>1B<br>BB         |                                 | 0-0<br>F8<br>1               |                                 | 4-0<br>SH5-4<br>BB              | 2 2 1 0 3 0 0                                   |                              |                                 |                              |                                 |                              |                                 |                              |                                 |                                  |                                    |                                  |        |  |  |  |  |  |
| <b>Tito Fuentes, S</b> (1, 4)<br>OBP: 0.333, SLG: 0.404  | 0-0<br>WP<br>1B                                       |                                 | 4-0<br>1-2<br>BB             |                                 | 0-0<br>E4<br>1B              |                                 | 0-3<br>K<br>2                |                                 | 0-0<br>SH5-4<br>1               | 3 1 1 1 1 1 1                                   |                              |                                 |                              |                                 |                              |                                 |                              |                                 |                                  |                                    |                                  |        |  |  |  |  |  |
| <b>Garry Maddox, R</b> (1, 8)<br>OBP: 0.377, SLG: 0.505  | 0-0<br>B2<br>1  |                                 | 0-0<br>L7<br>3               |                                 | 0-0<br>1-2<br>2-H<br>1B      |                                 | 0-0<br>5-3<br>3              |                                 | 0-0<br>4-3<br>2                 | 5 0 1 2 0 0 3                                   |                              |                                 |                              |                                 |                              |                                 |                              |                                 |                                  |                                    |                                  |        |  |  |  |  |  |
| <b>Ed Goodson, L</b> (1, 5)<br>OBP: 0.371, SLG: 0.464  | 0-0<br>1-3<br>1-2<br>2                                |                                 |                              | 0-0<br>1-3<br>1                 |                              | 0-0<br>1-3<br>2-H<br>1B         |                              | 0-0<br>3-1<br>1                 | 0-0<br>6-3<br>3                 | 5 0 1 1 0 0 2                                   |                              |                                 |                              |                                 |                              |                                 |                              |                                 |                                  |                                    |                                  |        |  |  |  |  |  |
| <b>Gary Matthews, R</b> (1, 7)<br>OBP: 0.393, SLG: 0.451   | 0-0<br>4-3<br>3                                       |                                 |                              | 0-0<br>E<br>1B                  |                              | 0-3<br>K<br>3                   |                              | 4-0<br>E<br>BB                  |                                 | 3 0 1 0 1 1 3                                   |                              |                                 |                              |                                 |                              |                                 |                              |                                 |                                  |                                    |                                  |        |  |  |  |  |  |
| <b>Chris Speier, R</b> (1, 6)<br>OBP: 0.358, SLG: 0.415  |   | 0-0<br>G5-4-3<br>1B             |                              | 0-0<br>F9<br>2                  |                              | 0-0<br>F8<br>1                  |                              | 0-0<br>E6<br>1B                 |                                 | 4 0 2 0 0 0 1                                   |                              |                                 |                              |                                 |                              |                                 |                              |                                 |                                  |                                    |                                  |        |  |  |  |  |  |
| <b>Dave Kingman, R</b> (1, 3)<br>OBP: 0.228, SLG: 0.409  |   | 0-0<br>G5-4-3<br>1-2<br>2       |                              | 0-3<br>K<br>1-2<br>3            |                              | 0-0<br>F8<br>2                  |                              | 0-0<br>L5<br>2                  |                                 | 4 0 0 0 0 1 4                                   |                              |                                 |                              |                                 |                              |                                 |                              |                                 |                                  |                                    |                                  |        |  |  |  |  |  |
| <b>Mike Sadek, R</b> (1, 2)<br>OBP: 0.333, SLG: 0.158<br><b>Dave Rader, L</b> (8, PH)<br>OBP: 0.319, SLG: 0.312 (8, 2)   |   | 0-0<br>F9<br>3                  |                              |                                 | 0-0<br>F7<br>1               |                                 | 0-0<br>1B<br>3               |                                 | 0-0<br>P5<br>3                  | 3 0 1 0 0 0 0<br>1 0 0 0 0 0 2                  |                              |                                 |                              |                                 |                              |                                 |                              |                                 |                                  |                                    |                                  |        |  |  |  |  |  |
| <b>Juan Marichal, R</b> (1, 1)<br>OBP: 0.286, SLG: 0.267<br><b>Elias Sosa, R</b> (8, 1)<br>OBP: 0.500, SLG: 0.333<br><b>Jim Howarth, L</b> (9, PH)<br>OBP: 0.246, SLG: 0.231 |   |                                 | 0-0<br>G3<br>1               |                                 | 0-0<br>5-3<br>2              |                                 | 0-0<br>L7<br>3               |                                 | 0-0<br>SH5-4<br>BB<br>4-3<br>1B | 3 0 0 0 0 0 1<br>0 0 0 0 0 0 0<br>1 1 1 0 0 0 0 |                              |                                 |                              |                                 |                              |                                 |                              |                                 |                                  |                                    |                                  |        |  |  |  |  |  |
| <b>Inning Stats</b>  | R: 1<br>E: 0<br>K: 0<br>S: 4                          | H: 1<br>LOB: 1<br>BB: 1<br>P: 8 | R: 0<br>E: 0<br>K: 0<br>S: 3 | H: 1<br>LOB: 0<br>BB: 0<br>P: 3 | R: 0<br>E: 0<br>K: 0<br>S: 3 | H: 1<br>LOB: 1<br>BB: 1<br>P: 7 | R: 0<br>E: 1<br>K: 1<br>S: 6 | H: 1<br>LOB: 1<br>BB: 0<br>P: 6 | R: 2<br>E: 1<br>K: 1<br>S: 8    | H: 2<br>LOB: 2<br>BB: 1<br>P: 12                | R: 0<br>E: 0<br>K: 0<br>S: 4 | H: 1<br>LOB: 1<br>BB: 0<br>P: 4 | R: 0<br>E: 0<br>K: 1<br>S: 5 | H: 0<br>LOB: 0<br>BB: 0<br>P: 5 | R: 0<br>E: 1<br>K: 0<br>S: 4 | H: 1<br>LOB: 2<br>BB: 1<br>P: 8 | R: 1<br>E: 0<br>K: 0<br>S: 4 | H: 1<br>LOB: 1<br>BB: 1<br>P: 8 | 1B: 9<br>2B: 0<br>3B: 0<br>HR: 0 | SF: 0<br>SAC: 1<br>DP: 1<br>HBP: 0 | WP: 1<br>PB: 0<br>SB: 1<br>CS: 1 | PA: 40 |  |  |  |  |  |
| <b>PITCHER</b>   | IP WLS BF H R ER SO BB IBB HBP BLK WP HR S P ERA WHIP |                                 |                              |                                 |                              |                                 |                              |                                 |                                 |   |                              |                                 |                              |                                 |                              |                                 |                              |                                 |                                  |                                    |                                  |        |  |  |  |  |  |
| <b>Jim McAndrew, R</b> (1, 1)<br>ERA: 4.89   | 5.0   |                                 | 23                           | 6                               | 3                            | 1                               | 2                            | 3                               | 0                               | 0   | 0                            | 1                               | 0                            | 24                              | 36                           | 1.80                            | 1.800                        |                                 |                                  |                                    |                                  |        |  |  |  |  |  |
| <b>Harry Parker, R</b> (6, 1)<br>ERA: 2.98   | 3.0   | W                               | 14                           | 3                               | 1                            | 1                               | 1                            | 2                               | 0                               | 0   | 0                            | 0                               | 0                            | 14                              | 22                           | 3.00                            | 1.667                        |                                 |                                  |                                    |                                  |        |  |  |  |  |  |
| <b>Phil Hennigan, R</b> (9, 1)<br>ERA: 3.21  | 1.0   | S                               | 3                            | 0                               | 0                            | 0                               | 0                            | 0                               | 0                               | 0   | 0                            | 0                               | 0                            | 3                               | 3                            | 0.00                            | 0.000                        |                                 |                                  |                                    |                                  |        |  |  |  |  |  |

**San Francisco Giants @ New York Mets**  
Shea Stadium, Flushing, NY  
Tue Jun 12 1973, 7:05 PM EDT  
Att. 24,135 - Unknown

[livebaseballscorecards.com](http://livebaseballscorecards.com)

|            |           |
|------------|-----------|
| <b>AB</b>  | <b>34</b> |
| <b>R</b>   | <b>4</b>  |
| <b>H</b>   | <b>9</b>  |
| <b>RBI</b> | <b>4</b>  |
| <b>BB</b>  | <b>5</b>  |
| <b>SO</b>  | <b>3</b>  |
| <b>LOB</b> | <b>17</b> |



BOTTOM

San Francisco Giants @ New York Mets  
Shea Stadium, Flushing, NY  
Tue Jun 12 1973, 7:05 PM EDT  
Att. 24,135 - Unknown

livebaseballscores.com

AB 34  
R 5  
H 10  
RBI 5  
BB 1  
SO 5  
LOB 13



WP: 1 PA: 35  
PB: 0  
SB: 0  
CS: 1

AB R H RBI BB SO LOB

|   |   |   |   |   |   |   |
|---|---|---|---|---|---|---|
| 4 | 1 | 2 | 1 | 0 | 0 | 0 |
| 0 | 1 | 0 | 0 | 0 | 0 | 0 |
| 4 | 0 | 3 | 1 | 0 | 0 | 1 |
| 4 | 0 | 1 | 1 | 0 | 0 | 4 |
| 3 | 1 | 1 | 0 | 1 | 1 | 3 |
| 4 | 1 | 1 | 2 | 0 | 0 | 2 |
| 0 | 0 | 0 | 0 | 0 | 0 | 0 |
| 0 | 0 | 0 | 0 | 0 | 0 | 0 |
| 4 | 0 | 0 | 0 | 0 | 3 | 1 |
| 4 | 0 | 1 | 0 | 0 | 0 | 0 |
| 4 | 1 | 1 | 0 | 0 | 1 | 1 |
| 1 | 0 | 0 | 0 | 0 | 0 | 1 |
| 1 | 0 | 0 | 0 | 0 | 0 | 0 |
| 1 | 0 | 0 | 0 | 0 | 0 | 0 |
| 0 | 0 | 0 | 0 | 0 | 0 | 0 |

1B: 6 SF: 0  
2B: 3 SAC: 0  
3B: 0 DP: 0  
HR: 1 HBP: 0

WP HR S P ERA WHIP

| Batter  | 1           | 2          | 3                    | 4          | 5                   | 6           | 7                     | 8                | 9         |
|---|-------------|------------|----------------------|------------|---------------------|-------------|-----------------------|------------------|-----------|
| Willie Mays, R (1, 8)<br>OBP: 0.231, SLG: 0.193<br>Don Hahn, R (7, PR)<br>(8, 8)  | 0-0 P6<br>  |            | 0-0 WP<br>2B 1B<br>  |            | 0-0 F8<br>          |             | 0-0 E5<br>1B<br>      |                  |           |
| Felix Millan, R (1, 4)<br>OBP: 0.302, SLG: 0.338  | 0-0<br>     |            | 0-0 6-3<br>1-2<br>   |            | 0-0<br>             |             | 0-0 FC4-6<br>1B<br>   |                  |           |
| Rusty Staub, L (1, 9)<br>OBP: 0.359, SLG: 0.408   | 0-0 F8<br>  |            | 0-0<br>2-H<br>2B<br> |            | 0-0 4-3<br>         |             | 0-0 FC4-6<br>1-2f<br> |                  |           |
| John Milner, L (1, 3)<br>OBP: 0.370, SLG: 0.442   | 0-0 4-3<br> |            | 4-0<br>BB<br>        |            | 0-0<br>HR<br>1B<br> |             | 0-3 K<br>             |                  |           |
| Ed Kranepool, L (1, 7)<br>OBP: 0.322, SLG: 0.387<br>Ted Martinez, R (8, PR)<br>OBP: 0.279, SLG: 0.250<br>Jim Gosger, L (9, 7)<br>OBP: 0.301, SLG: 0.267   |             | 0-0 F9<br> | 0-0 F8<br>           |            | 0-0<br>HR<br>1B<br> |             | 0-0<br>CS<br>E4<br>   |                  |           |
| Jim Fregosi, R (1, 6)<br>OBP: 0.292, SLG: 0.217   |             | 0-3 K<br>  |                      | 0-3 K<br>  |                     | 0-0 5-3<br> |                       | 0-3 K<br>1-2<br> |           |
| Wayne Garrett, L (1, 5)<br>OBP: 0.329, SLG: 0.331   |             | 0-0 F8<br> |                      | 0-0 F7<br> |                     | 0-0 F8<br>  |                       | 0-0<br>1B<br>    |           |
| Duffy Dyer, R (1, 2)<br>OBP: 0.199, SLG: 0.174  |             |            | 0-0<br>1B 2B<br>     |            | 0-0 6-3<br>         |             | 0-0 F7<br>            |                  | 0-3 K<br> |
| Jim McAndrew, R (1, 1)<br>OBP: 0.385, SLG: 0.222<br>Ken Boswell, L (5, PH)<br>OBP: 0.278, SLG: 0.353<br>Harry Parker, R (6, 1)<br>OBP: 0.143, SLG: 0.143<br>Phil Hennigan, R (9, 1)<br>OBP: 0.333, SLG: 0.333 |             |            | 0-0 1-3<br>          |            | 0-0 F2<br>          |             | 0-0 6-3<br>           |                  |           |

| Inning Stats | R: 0 | H: 1 | E: 0 | LOB: 1 | K: 0 | BB: 0 | S: 4 | P: 4  |
|--------------|------|------|------|--------|------|-------|------|-------|
|              | R: 0 | H: 0 | E: 0 | LOB: 0 | K: 1 | BB: 0 | S: 5 | P: 5  |
|              | R: 2 | H: 3 | E: 0 | LOB: 2 | K: 0 | BB: 1 | S: 6 | P: 10 |
|              | R: 0 | H: 0 | E: 0 | LOB: 0 | K: 1 | BB: 0 | S: 5 | P: 5  |
|              | R: 0 | H: 1 | E: 0 | LOB: 1 | K: 0 | BB: 0 | S: 4 | P: 4  |
|              | R: 2 | H: 2 | E: 0 | LOB: 0 | K: 0 | BB: 0 | S: 5 | P: 5  |
|              | R: 1 | H: 2 | E: 1 | LOB: 2 | K: 1 | BB: 0 | S: 7 | P: 7  |
|              | R: 0 | H: 1 | E: 1 | LOB: 1 | K: 2 | BB: 0 | S: 8 | P: 8  |

| PITCHER                              | IP  | WLS | BF | H | R | ER | SO | BB | IBB | HBP | BLK | WP | HR | S  | P  | ERA  | WHIP  |
|--------------------------------------|-----|-----|----|---|---|----|----|----|-----|-----|-----|----|----|----|----|------|-------|
| Juan Marichal, R (1, 1)<br>ERA: 3.79 | 7.0 | L   | 32 | 9 | 5 | 4  | 3  | 1  | 0   | 0   | 0   | 1  | 1  | 37 | 41 | 5.14 | 1.429 |
| Elias Sosa, R (8, 1)<br>ERA: 2.0     | 1.0 |     | 3  | 1 | 0 | 0  | 2  | 0  | 0   | 0   | 0   | 0  | 0  | 7  | 7  | 0.00 | 1.000 |

| Batter   | 1                            | 2                               | 3                            | 4                               | 5                            | 6                               | 7                            | 8                               | 9                            | AB R H RBI BB SO LOB   | TOP                          |                                 |                              |                                 |                              |                                 |                              |                                  |                                  |                                    |                                  |        |             |               |
|--|------------------------------|---------------------------------|------------------------------|---------------------------------|------------------------------|---------------------------------|------------------------------|---------------------------------|------------------------------|--|------------------------------|---------------------------------|------------------------------|---------------------------------|------------------------------|---------------------------------|------------------------------|----------------------------------|----------------------------------|------------------------------------|----------------------------------|--------|-------------|---------------|
| <b>Bobby Bonds, R</b> (1, 9)<br>OBP: 0.411, SLG: 0.588   | 0-0<br>F3                    |                                 | 4-0<br>BB                    |                                 | 0-3<br>K                     |                                 |                              | 0-3<br>K                        | 0-0<br>1B                    | 4 0 1 1 1 2 2  |                              |                                 |                              |                                 |                              |                                 |                              |                                  |                                  |                                    |                                  |        |             |               |
| <b>Tito Fuentes, S</b> (1, 4)<br>OBP: 0.331, SLG: 0.398  | 0-0<br>P4                    |                                 | 0-0<br>L7                    |                                 | 0-0<br>FC4-6                 |                                 |                              | 1-0<br>1B HBP                   | 0-0<br>F7                    | 4 0 0 0 0 0 7  |                              |                                 |                              |                                 |                              |                                 |                              |                                  |                                  |                                    |                                  |        |             |               |
| <b>Garry Maddox, R</b> (1, 8)<br>OBP: 0.374, SLG: 0.500  | 0-0<br>5-3                   |                                 |                              | 0-0<br>1B 1B                    |                              | 0-0<br>L9                       |                              | 0-3<br>K                        |                              | 4 0 1 0 0 1 1  |                              |                                 |                              |                                 |                              |                                 |                              |                                  |                                  |                                    |                                  |        |             |               |
| <b>Ed Goodson, L</b> (1, 5)<br>OBP: 0.368, SLG: 0.459  |                              | 0-0<br>3-1                      |                              | 0-0<br>F7                       |                              | 0-0<br>F7                       |                              | 0-0<br>FC6-4 1B                 |                              | 4 0 1 0 0 0 1  |                              |                                 |                              |                                 |                              |                                 |                              |                                  |                                  |                                    |                                  |        |             |               |
| <b>Gary Matthews, R</b> (1, 7)<br>OBP: 0.400, SLG: 0.458   |                              | 0-0<br>G6-4-3 1B                |                              | 0-0<br>G3-6-3 1B                |                              | 0-0<br>1B                       |                              | 0-0<br>FC6-4                    |                              | 4 0 3 0 0 0 2  |                              |                                 |                              |                                 |                              |                                 |                              |                                  |                                  |                                    |                                  |        |             |               |
| <b>Chris Speier, R</b> (1, 6)<br>OBP: 0.353, SLG: 0.408  |                              | 0-0<br>G6-4-3                   |                              | 0-0<br>G3-6-3                   |                              | 0-0<br>F9                       |                              |                                 | 0-0<br>F7                    | 4 0 0 0 0 0 4  |                              |                                 |                              |                                 |                              |                                 |                              |                                  |                                  |                                    |                                  |        |             |               |
| <b>Dave Kingman, R</b> (1, 3)<br>OBP: 0.236, SLG: 0.412  |                              |                                 | 0-0<br>SH1-4 1B              |                                 | 0-0<br>S 1B                  |                                 | 0-0<br>F7                    |                                 | 0-3<br>K                     | 4 0 2 0 0 1 0  |                              |                                 |                              |                                 |                              |                                 |                              |                                  |                                  |                                    |                                  |        |             |               |
| <b>Dave Rader, L</b> (1, 2)<br>OBP: 0.318, SLG: 0.316<br><b>Damaso Blanco, R</b> (9, PR)   |                              |                                 | 0-0<br>F8                    |                                 | 0-0<br>F7                    |                                 | 0-0<br>F7                    |                                 | 0-0<br>1B 2B                 | 4 0 1 0 0 0 2<br>0 1 0 0 0 0 0                                   |                              |                                 |                              |                                 |                              |                                 |                              |                                  |                                  |                                    |                                  |        |             |               |
| <b>Tom Bradley, R</b> (1, 1)<br>OBP: 0.174, SLG: 0.136<br><b>John Morris, R</b> (8, 1)<br><b>Willie McCovey, L</b> (9, PH)<br>OBP: 0.418, SLG: 0.516<br><b>Gary Thomasson, L</b> (9, PR)<br>OBP: 0.297, SLG: 0.317 |                              |                                 | 0-0<br>SH1-4                 |                                 | 4-0<br>FC4-6 BB              |                                 | 0-0<br>F3                    |                                 | 4-0<br>1B BB                 | 1 0 0 0 1 0 0<br>0 0 0 0 0 0 0<br>0 0 0 0 1 0 0<br>0 0 0 0 0 0 0 |                              |                                 |                              |                                 |                              |                                 |                              |                                  |                                  |                                    |                                  |        |             |               |
| <b>Inning Stats</b>  | R: 0<br>E: 0<br>K: 0<br>S: 3 | H: 0<br>LOB: 0<br>BB: 0<br>P: 3 | R: 0<br>E: 0<br>K: 0<br>S: 3 | H: 1<br>LOB: 0<br>BB: 0<br>P: 3 | R: 0<br>E: 0<br>K: 0<br>S: 4 | H: 1<br>LOB: 2<br>BB: 1<br>P: 8 | R: 0<br>E: 0<br>K: 0<br>S: 4 | H: 2<br>LOB: 1<br>BB: 0<br>P: 4 | R: 0<br>E: 0<br>K: 1<br>S: 6 | H: 1<br>LOB: 2<br>BB: 1<br>P: 10                                 | R: 0<br>E: 0<br>K: 0<br>S: 4 | H: 1<br>LOB: 1<br>BB: 0<br>P: 4 | R: 0<br>E: 0<br>K: 2<br>S: 8 | H: 0<br>LOB: 0<br>BB: 0<br>P: 3 | R: 0<br>E: 0<br>K: 2<br>S: 8 | H: 1<br>LOB: 2<br>BB: 0<br>P: 9 | R: 1<br>E: 0<br>K: 1<br>S: 7 | H: 2<br>LOB: 3<br>BB: 1<br>P: 11 | 1B: 8<br>2B: 1<br>3B: 0<br>HR: 0 | SF: 0<br>SAC: 1<br>DP: 2<br>HBP: 1 | WP: 0<br>PB: 0<br>SB: 1<br>CS: 0 | PA: 38 |             |               |
| <b>PITCHER</b><br><b>Tom Seaver, R</b> (1, 1)<br>ERA: 1.97   | IP<br>9.0                    | WLS<br>W                        | BF<br>38                     | H<br>9                          | R<br>1                       | ER<br>1                         | SO<br>4                      | BB<br>3                         | IBB<br>0                     | HBP<br>1   | BLK<br>0                     | WP<br>0                         | HR<br>0                      | S<br>42                         | P<br>55                      | ERA<br>1.00                     | WHIP<br>1.333                |                                  |                                  |                                    |                                  |        | ERA<br>1.97 | WHIP<br>1.333 |

**San Francisco Giants @ New York Mets**  
 Shea Stadium, Flushing, NY  
 Wed Jun 13 1973, 7:05 PM EDT  
 Att. 25,776 - Unknown

livebaseballscorecards.com

|            |           |
|------------|-----------|
| <b>AB</b>  | <b>33</b> |
| <b>R</b>   | <b>1</b>  |
| <b>H</b>   | <b>9</b>  |
| <b>RBI</b> | <b>1</b>  |
| <b>BB</b>  | <b>3</b>  |
| <b>SO</b>  | <b>4</b>  |
| <b>LOB</b> | <b>19</b> |



| Batter   | 1   | 2   | 3   | 4   | 5   | 6   | 7  | 8   | 9  | AB   | R | H | RBI | BB | SO | LOB | BOTTOM |
|--|---|---|---|---|---|---|--|---|--|--|---|---|-----|----|----|-----|--------|
| <b>Willie Mays, R</b> (1, 8)<br><small>OBP: 0.217, SLG: 0.180</small><br><b>Don Hahn, R</b> (9, 8)                                     | 0-0<br><b>F3</b><br>  | 0-0<br><b>P4</b><br>  |   |   | 0-0<br><b>P4</b><br>  |   | 0-0<br><b>FC5-4</b><br>  |   |  | 4<br>0<br>0<br>0<br>0<br>0<br>0<br>2       |   |   |     |    |    |     |        |
| <b>Felix Millan, R</b> (1, 4)<br><small>OBP: 0.311, SLG: 0.366</small>   | 0-0<br><br><b>HR</b>  |   | 0-0<br><b>5-3</b><br>   |   | 0-0<br><b>G4-6-3</b><br><b>1B</b><br>                           |   |  | 0-0<br><b>F8</b><br><b>SF9</b><br><b>2B</b><br>                 |  | 4<br>2<br>3<br>1<br>0<br>0<br>0<br>0       |   |   |     |    |    |     |        |
| <b>Rusty Staub, L</b> (1, 9)<br><small>OBP: 0.362, SLG: 0.410</small>  | 0-0<br><br><b>2B</b><br><b>1B</b>                               |   | 0-0<br><br><b>1B</b>  |   | 0-0<br><b>G4-6-3</b><br><b>1-2f</b><br>                         |   |  | 0-0<br><b>F8</b><br><b>2-3</b><br>                              |  | 4<br>1<br>2<br>0<br>0<br>0<br>0<br>2       |   |   |     |    |    |     |        |
| <b>John Milner, L</b> (1, 3)<br><small>OBP: 0.366, SLG: 0.449</small>  | 0-0<br><b>G3</b><br><b>1-H</b><br><b>2B</b><br>                 |   | 0-0<br><b>F8</b><br>  |   | 0-3<br><b>K</b><br>   |   |  | 0-0<br><b>SF9</b><br><b>3-H</b><br>                             |  | 3<br>0<br>1<br>2<br>0<br>1<br>1            |   |   |     |    |    |     |        |
| <b>Ed Kranepool, L</b> (1, 7)<br><small>OBP: 0.320, SLG: 0.383</small>   | 0-0<br><b>G3</b><br><b>2-3</b><br>                              |   | 0-3<br><b>K</b><br>   |   | 0-0<br><b>4-3</b><br>   |   |  | 0-0<br><br><b>1B</b>  |  | 4<br>0<br>1<br>0<br>0<br>1<br>2            |   |   |     |    |    |     |        |
| <b>Wayne Garrett, L</b> (1, 5)<br><small>OBP: 0.322, SLG: 0.322</small>  | 0-0<br><b>P6</b><br>  |   | 0-3<br><b>K</b><br>   |   | 0-0<br><b>F9</b><br>  |   |  | 0-0<br><b>G3</b><br>  |  | 4<br>0<br>0<br>0<br>0<br>1<br>2            |   |   |     |    |    |     |        |
| <b>Jim Fregosi, R</b> (1, 6)<br><small>OBP: 0.303, SLG: 0.244</small>  |   | 0-0<br><br><b>2B</b>  |   | 0-0<br><br><b>1B</b>  |   | 0-0<br><b>F8</b><br>  |  |   | 3<br>0<br>2<br>0<br>0<br>0<br>0  |  |   |   |     |    |    |     |        |
| <b>Ron Hodges, L</b> (1, 2)<br><small>OBP: 0.333, SLG: 0.333</small>   |   | 0-3<br><b>K</b><br>   |   | 0-0<br><b>6-3</b><br><b>1-2</b><br>                             |   | 0-0<br><br><b>1B</b>  |  |   | 3<br>0<br>1<br>0<br>0<br>1<br>2  |  |   |   |     |    |    |     |        |
| <b>Tom Seaver, R</b> (1, 1)<br><small>OBP: 0.243, SLG: 0.265</small>   |   | 0-0<br><b>1-3</b><br>   |   | 0-3<br><b>K</b><br>   |   | 0-0<br><b>FC1-6</b><br><b>1-2f</b><br>                          |  |   | 3<br>0<br>0<br>0<br>0<br>1<br>3  |  |   |   |     |    |    |     |        |
| <b>Inning Stats</b>  | R: 2<br>E: 0<br>K: 0<br>S: 6<br>H: 3<br>LOB: 1<br>BB: 0<br>P: 6 | R: 0<br>E: 0<br>K: 1<br>S: 6<br>H: 1<br>LOB: 1<br>BB: 0<br>P: 6 | R: 0<br>E: 0<br>K: 1<br>S: 6<br>H: 1<br>LOB: 1<br>BB: 0<br>P: 6 | R: 0<br>E: 0<br>K: 1<br>S: 8<br>H: 1<br>LOB: 1<br>BB: 0<br>P: 8 | R: 0<br>E: 0<br>K: 2<br>S: 8<br>H: 1<br>LOB: 1<br>BB: 0<br>P: 8 | R: 0<br>E: 0<br>K: 1<br>S: 5<br>H: 0<br>LOB: 0<br>BB: 0<br>P: 5 | R: 0<br>E: 0<br>K: 0<br>S: 4<br>H: 1<br>LOB: 1<br>BB: 0<br>P: 4                | R: 1<br>E: 0<br>K: 0<br>S: 5<br>H: 2<br>LOB: 1<br>BB: 0<br>P: 5 | 1B: 6<br>2B: 3<br>3B: 0<br>HR: 1<br>SF: 1<br>SAC: 0<br>DP: 1<br>HBP: 0 | WP: 0<br>PB: 0<br>SB: 0<br>CS: 0<br>PA: 33 |   |   |     |    |    |     |        |
| <b>PITCHER</b><br><b>Tom Bradley, R</b> (1, 1)<br><small>ERA: 3.68</small><br><b>John Morris, L</b> (8, 1)<br><small>ERA: 3.38</small> | IP: 7.0<br>WLS: L<br>BF: 29<br>H: 9<br>R: 3<br>ER: 3<br>SO: 5   | H: 1<br>R: 3<br>ER: 3<br>SO: 5                                  | H: 1<br>R: 3<br>ER: 3<br>SO: 5                                  | H: 1<br>R: 3<br>ER: 3<br>SO: 5                                  | H: 1<br>R: 3<br>ER: 3<br>SO: 5                                  | ERA: 3.86<br>WHIP: 1.286  | <b>PITCHER</b><br>IP: 1.0<br>WLS: L<br>BF: 4<br>H: 1<br>R: 0<br>ER: 0<br>SO: 0 | ERA: 0.00<br>WHIP: 1.000  | BB: 0<br>IBB: 0<br>HBP: 0<br>BLK: 0<br>WP: 0<br>HR: 0<br>S: 4<br>P: 39 | ERA: 0.00<br>WHIP: 1.000                   |   |   |     |    |    |     |        |

**San Francisco Giants @ New York Mets**  
 Shea Stadium, Flushing, NY  
 Wed Jun 13 1973, 7:05 PM EDT  
 Att. 25,776 - Unknown

|     |    |
|-----|----|
| AB  | 32 |
| R   | 3  |
| H   | 10 |
| RBI | 3  |
| BB  | 0  |
| SO  | 5  |
| LOB | 14 |



|    |   |    |    |
|----|---|----|----|
| WP | 0 | PA | 33 |
| PB | 0 | SB | 0  |
| CS | 0 |    |    |

|    |   |     |   |    |   |    |    |
|----|---|-----|---|----|---|----|----|
| 1B | 6 | SF  | 1 | WP | 0 | PA | 33 |
| 2B | 3 | SAC | 0 | PB | 0 |    |    |
| 3B | 0 | DP  | 1 | SB | 0 |    |    |
| HR | 1 | HBP | 0 | CS | 0 |    |    |

|         |    |     |    |   |   |    |    |    |     |     |     |    |    |   |   |     |      |
|---------|----|-----|----|---|---|----|----|----|-----|-----|-----|----|----|---|---|-----|------|
| PITCHER | IP | WLS | BF | H | R | ER | SO | BB | IBB | HBP | BLK | WP | HR | S | P | ERA | WHIP |
|---------|----|-----|----|---|---|----|----|----|-----|-----|-----|----|----|---|---|-----|------|

| Batter   | 1   | 2   | 3   | 4   | 5  | 6   | 7  | 8   | 9   | AB R H RBI BB SO LOB                                       | TOP                                     |   |
|--|---|---|---|---|--|---|--|---|---|--|---|---|
| Gene Locklear, L (1, 7)<br>OBP: 0.316, SLG: 0.242    | 4-0<br>BB<br>G5-4-3                                   |   | 0-0<br>1-3  |   | 0-3<br>K   |   |  | 0-0<br>P4   |   | 3 0 0 0 1 1 2  |   |   |
| Jerry Morales, R (1, 8)<br>OBP: 0.309, SLG: 0.390    | 0-0<br>P4   |   |   | 0-0<br>F9<br>1B<br>6-3                              |  | 0-0<br>4-3  |  | 0-0<br>CS<br>1B                                     |   | 4 1 2 0 0 0 1  |   |   |
| Dwain Anderson, R (1, 5)<br>OBP: 0.282, SLG: 0.152   | 0-0<br>G5-4-3<br>1-2f                                 |   |   | 0-0<br>6-3<br>1-2                                   |  | 0-0<br>F9   |  | 0-3<br>K<br>1-2                                     |   | 4 0 0 0 0 1 3  |   |   |
| Nate Colbert, R (1, 3)<br>OBP: 0.319, SLG: 0.337     |   | 0-3<br>K  |   | 0-0<br>F9<br>2-3                                    |  | 0-3<br>K  |  |   | 0-3<br>K  | 4 0 0 0 0 3 1  |   |   |
| Cito Gaston, R (1, 9)<br>OBP: 0.342, SLG: 0.466      |   | 0-0<br>6-3  |   | 0-0<br>FC6-4<br>1B<br>3-H                           |  |   | 0-0<br>HR  |   | 0-0<br>5-3  | 4 1 2 2 0 0 0  |   |   |
| Fred Kendall, R (1, 2)<br>OBP: 0.338, SLG: 0.384     |   | 0-0<br>5-3  |   | 0-0<br>FC6-4<br>1-2f                                |  |   | 4-0<br>SH1-4<br>BB                                   |   | 0-0<br>1B   | 3 0 1 0 1 0 1  |   |   |
| Derrel Thomas, S (1, 6)<br>OBP: 0.298, SLG: 0.256    |   |   | 0-0<br>P4   |   | 0-0<br>F2  |   | 0-0<br>SH1-4<br>1-2                                  |   | 0-0<br>F8   | 3 0 0 0 0 0 1  |   |   |
| Rich Morales, R (1, 4)<br>OBP: 0.231, SLG: 0.121     |   |   | 0-0<br>5-3  |   | 0-3<br>K   |   | 0-3<br>K   |   |   | 3 0 0 0 0 2 1  |   |   |
| Steve Arlin, R (1, 1)<br>OBP: 0.263, SLG: 0.222      |   |   | 0-0<br>1B   |   | 4-0<br>BB  |   | 0-0<br>6-3   |   |   | 2 0 1 0 1 0 1  |   |   |
| Rich Troedson, L (8, 1)                              |   |   |   |   |  |   |  |   |   | 0 0 0 0 0 0 0  |   |   |
| <b>Inning Stats</b>                                  | R: 0 H: 0<br>E: 0 LOB: 0<br>K: 0 BB: 1<br>S: 2 P: 6   | R: 0 H: 0<br>E: 0 LOB: 0<br>K: 1 BB: 0<br>S: 5 P: 5 | R: 0 H: 1<br>E: 0 LOB: 1<br>K: 0 BB: 0<br>S: 4 P: 4 | R: 1 H: 2<br>E: 0 LOB: 1<br>K: 0 BB: 0<br>S: 5 P: 5 | R: 0 H: 0<br>E: 0 LOB: 1<br>K: 2 BB: 1<br>S: 7 P: 11 | R: 0 H: 0<br>E: 0 LOB: 0<br>K: 1 BB: 0<br>S: 5 P: 5 | R: 1 H: 1<br>E: 0 LOB: 1<br>K: 1 BB: 1<br>S: 6 P: 10 | R: 0 H: 1<br>E: 0 LOB: 0<br>K: 1 BB: 0<br>S: 5 P: 5 | R: 0 H: 1<br>E: 0 LOB: 1<br>K: 1 BB: 0<br>S: 6 P: 6 | 1B: 5 SF: 0<br>2B: 0 SAC: 1<br>3B: 0 DP: 1<br>HR: 1 HBP: 0 | WP: 0 PA: 34<br>PB: 0<br>SB: 0<br>CS: 1 |   |
| <b>PITCHER</b><br>Jon Matlack, L (1, 1)<br>ERA: 3.99 | IP WLS BF H R ER SO BB IBB HBP BLK WP HR S P ERA WHIP |   |   |   |  |   |  |   |   |  |   | <b>PITCHER</b><br>IP WLS BF H R ER SO BB IBB HBP BLK WP HR S P ERA WHIP |
|  | 9.0 W 34 6 2 2 7 3 0 0 0 0 0 1 45 57 2.00 1.000       |   |   |   |  |   |  |   |   |  |   |   |

San Diego Padres @ New York Mets  
Shea Stadium, Flushing, NY  
Fri Jun 15 1973, 7:05 PM EDT  
Att. 27,524 - Unknown

|     |    |
|-----|----|
| AB  | 30 |
| R   | 2  |
| H   | 6  |
| RBI | 2  |
| BB  | 3  |
| SO  | 7  |
| LOB | 11 |



| Batter  | 1  | 2                      | 3          | 4                 | 5                  | 6                          | 7         | 8                       | 9 | AB | R | H | RBI | BB | SO | LOB |
|---|--|------------------------|------------|-------------------|--------------------|----------------------------|-----------|-------------------------|---|----|---|---|-----|----|----|-----|
| Willie Mays, R (1, 8)<br>OBP: 0.219, SLG: 0.185<br>Don Hahn, R (9, 8) | 0-0<br>BB 1B<br>FC4-6<br>1B              | 0-0<br>F2              |            |                   | 0-0<br>F7          |                            | 0-3<br>K  |                         |   | 4  | 1 | 1 | 0   | 0  | 1  | 3   |
| Felix Millan, R (1, 4)<br>OBP: 0.310, SLG: 0.364                      | 0-0<br>FC4-6 BB<br>1-2<br>1B             | 0-0<br>FC6-4<br>1-2f   |            |                   | 0-0<br>1-3         |                            | 0-0<br>F8 |                         |   | 4  | 0 | 1 | 0   | 0  | 0  | 3   |
| Rusty Staub, L (1, 9)<br>OBP: 0.360, SLG: 0.404                       | 4-0<br>FC4-6<br>1-2<br>2-3<br>BB         |                        | 0-0<br>F7  |                   | 0-0<br>F9          |                            |           | 0-0<br>6-3              |   | 3  | 0 | 0 | 0   | 1  | 0  | 0   |
| John Milner, L (1, 3)<br>OBP: 0.363, SLG: 0.441                       | 0-0<br>FC4-6<br>L3<br>1-2f<br>2-3<br>3-H |                        | 0-0<br>4-3 |                   | 0-0<br>F8          |                            |           | 0-0<br>1B<br>HR<br>1B   |   | 4  | 1 | 1 | 1   | 0  | 0  | 2   |
| Ed Kranepool, L (1, 7)<br>OBP: 0.325, SLG: 0.387                      | 0-0<br>L3<br>1-2                         |                        | 0-0<br>F7  |                   | 0-0<br>FC4-6<br>1B |                            |           | 0-0<br>1-3<br>HR<br>1B  |   | 4  | 1 | 2 | 0   | 0  | 0  | 2   |
| Wayne Garrett, L (1, 5)<br>OBP: 0.320, SLG: 0.340                     |  | 0-0<br>1-3             |            | 0-0<br>F9         |                    | 0-0<br>FC4-6<br>1B<br>1-2f |           | 0-0<br>1-H<br>3-H<br>HR |   | 4  | 1 | 1 | 3   | 0  | 0  | 1   |
| Jim Fregosi, R (1, 6)<br>OBP: 0.320, SLG: 0.289                       |  | 0-0<br>E<br>1B         |            | 0-0<br>SF7<br>3B  |                    | 0-0<br>1-3<br>1B           |           | 0-0<br>F3               |   | 4  | 1 | 3 | 0   | 0  | 0  | 0   |
| Ron Hodges, L (1, 2)<br>OBP: 0.286, SLG: 0.333                        |  | 0-0<br>E7<br>1-3<br>1B |            | 0-0<br>SF7<br>3-H |                    | 0-0<br>F7                  |           | 0-0<br>1B               |   | 3  | 0 | 1 | 1   | 0  | 0  | 3   |
| Jon Matlack, L (1, 1)<br>OBP: 0.308, SLG: 0.143                       |  | 4-0<br>FC6-4<br>BB     |            | 0-0<br>1-3        |                    | 0-3<br>K                   |           | 0-3<br>K                |   | 3  | 0 | 0 | 0   | 1  | 2  | 1   |

| Inning Stats | R: 1 | H: 2 | E: 0 | K: 0 | S: 4 | LOB: 1 | BB: 1 | P: 8 | R: 0 | H: 1 | E: 1 | K: 0 | S: 5 | LOB: 3 | BB: 1 | P: 9 | R: 0 | H: 0 | E: 0 | K: 0 | S: 3 | LOB: 0 | BB: 0 | P: 3 | R: 1 | H: 1 | E: 0 | K: 0 | S: 4 | LOB: 0 | BB: 0 | P: 4 | R: 0 | H: 0 | E: 0 | K: 0 | S: 3 | LOB: 0 | BB: 0 | P: 3 | R: 0 | H: 2 | E: 0 | K: 2 | S: 7 | LOB: 2 | BB: 0 | P: 5 | R: 0 | H: 0 | E: 0 | K: 2 | S: 7 | LOB: 0 | BB: 0 | P: 7 | R: 3 | H: 4 | E: 0 | K: 1 | S: 9 | LOB: 1 | BB: 0 | P: 9 |
|--------------|------|------|------|------|------|--------|-------|------|------|------|------|------|------|--------|-------|------|------|------|------|------|------|--------|-------|------|------|------|------|------|------|--------|-------|------|------|------|------|------|------|--------|-------|------|------|------|------|------|------|--------|-------|------|------|------|------|------|------|--------|-------|------|------|------|------|------|------|--------|-------|------|
|--------------|------|------|------|------|------|--------|-------|------|------|------|------|------|------|--------|-------|------|------|------|------|------|------|--------|-------|------|------|------|------|------|------|--------|-------|------|------|------|------|------|------|--------|-------|------|------|------|------|------|------|--------|-------|------|------|------|------|------|------|--------|-------|------|------|------|------|------|------|--------|-------|------|

| PITCHER                              | IP  | WLS | BF | H  | R | ER | SO | BB | IBB | HBP | BLK | WP | HR | S  | P  | ERA  | WHIP  |
|--------------------------------------|-----|-----|----|----|---|----|----|----|-----|-----|-----|----|----|----|----|------|-------|
| Steve Arlin, R (1, 1)<br>ERA: 6.29   | 7.2 | L   | 35 | 10 | 5 | 5  | 2  | 2  | 0   | 0   | 0   | 0  | 1  | 37 | 45 | 5.87 | 1.565 |
| Rich Troedson, L (8, 1)<br>ERA: 3.93 | 0.1 |     | 1  | 0  | 0 | 0  | 1  | 0  | 0   | 0   | 0   | 0  | 0  | 3  | 3  | 0.00 | 0.000 |

**BOTTOM**

**San Diego Padres @ New York Mets**  
Shea Stadium, Flushing, NY

Fri Jun 15 1973, 7:05 PM EDT  
Att. 27,524 - Unknown

|     |    |
|-----|----|
| AB  | 33 |
| R   | 5  |
| H   | 10 |
| RBI | 5  |
| BB  | 2  |
| SO  | 3  |
| LOB | 15 |

WP: 0 PA: 36  
PB: 0 SB: 0  
CS: 0



| PITCHER | IP | WLS | BF | H | R | ER | SO | BB | IBB | HBP | BLK | WP | HR | S | P | ERA | WHIP |
|---------|----|-----|----|---|---|----|----|----|-----|-----|-----|----|----|---|---|-----|------|
|---------|----|-----|----|---|---|----|----|----|-----|-----|-----|----|----|---|---|-----|------|

| Batter   | 1  | 2                                    | 3                            | 4                               | 5                            | 6                               | 7                            | 8                               | 9                            | AB R H RBI BB SO LOB   | TOP   |                                 |                              |                                 |                              |                                 |                                  |                                    |                                  |        |
|--|--|--------------------------------------|------------------------------|---------------------------------|------------------------------|---------------------------------|------------------------------|---------------------------------|------------------------------|--|---|---------------------------------|------------------------------|---------------------------------|------------------------------|---------------------------------|----------------------------------|------------------------------------|----------------------------------|--------|
| Gene Locklear, L (1, 7)<br>OBP: 0.310, SLG: 0.222  | 0-3<br>K   |                                      | 0-3<br>K                     |                                 |                              | 4-0<br>FC5 1B<br>BB             |                              | 0-0<br>4-3                      |                              | 3 0 0 0 1 2 0  | <p><b>San Diego Padres @ New York Mets</b><br/>Shea Stadium, Flushing, NY</p> <p>Sat Jun 16 1973, 7:05 PM EDT<br/>Att. 24,452 - Unknown</p> |                                 |                              |                                 |                              |                                 |                                  |                                    |                                  |        |
| Jerry Morales, R (1, 8)<br>OBP: 0.314, SLG: 0.393  | 0-0<br>P5  |                                      | 0-3<br>K                     |                                 |                              | 0-0<br>1-2<br>1B                |                              | 0-0<br>G4-6-3<br>1B             |                              | 4 0 2 0 0 1 0  |   |                                 |                              |                                 |                              |                                 |                                  |                                    |                                  |        |
| Dwain Anderson, R (1, 6)<br>OBP: 0.256, SLG: 0.135   | 0-3<br>K   |                                      | 0-0<br>P6                    |                                 |                              | 0-3<br>K                        |                              | 0-0<br>G4-6-3<br>1-2f           |                              | 4 0 0 0 0 2 3  |   |                                 |                              |                                 |                              |                                 |                                  |                                    |                                  |        |
| Nate Colbert, R (1, 3)<br>OBP: 0.318, SLG: 0.332   |  | 4-0<br>2B<br>1B<br>BB                |                              | 0-0<br>F7                       |                              | 0-3<br>K                        |                              | 0-3<br>K                        |                              | 3 1 0 0 1 2 2  |   |                                 |                              |                                 |                              |                                 |                                  |                                    |                                  |        |
| Cito Gaston, R (1, 9)<br>OBP: 0.340, SLG: 0.466  |  | 0-0<br>1B<br>FC6-4<br>2B             |                              | 0-0<br>F9                       |                              | 0-0<br>FC5<br>2-3f              |                              | 0-0<br>F8                       |                              | 4 1 1 0 0 0 2  |   |                                 |                              |                                 |                              |                                 |                                  |                                    |                                  |        |
| Fred Kendall, R (1, 2)<br>OBP: 0.336, SLG: 0.381   |  | 0-0<br>FC6-4<br>1B<br>2-3<br>3-H     |                              | 0-0<br>F2                       |                              |                                 | 0-0<br>6-3                   | 0-0<br>F5                       |                              | 4 0 1 1 0 0 0  |   |                                 |                              |                                 |                              |                                 |                                  |                                    |                                  |        |
| Dave Roberts, R (1, 5)<br>OBP: 0.250, SLG: 0.319   |  | 0-0<br>FC6-4<br>SH5-3<br>1-2f<br>3-H |                              |                                 | 0-0<br>E6<br>L4-3            |                                 | 0-0<br>1B                    |                                 |                              | 3 0 1 1 0 0 1  |   |                                 |                              |                                 |                              |                                 |                                  |                                    |                                  |        |
| Derrel Thomas, S (1, 4)<br>OBP: 0.294, SLG: 0.252  |  | 0-0<br>SH5-3<br>1-2                  |                              | 0-0<br>L4-3<br>1-2              |                              | 0-0<br>K                        |                              | 0-0<br>F9                       |                              | 2 0 0 0 0 0 2  |   |                                 |                              |                                 |                              |                                 |                                  |                                    |                                  |        |
| Mike Caldwell, R (1, 1)<br>OBP: 0.200, SLG: 0.167<br>Mike Corkins, R (4, 1)<br>OBP: 0.263, SLG: 0.529<br>Rich Troedson, L (4, 1)<br>Rich Morales, R (5, PH)<br>OBP: 0.225, SLG: 0.118<br>Randy Jones, R (5, 1)<br>Bob Miller, R (6, 1)<br>Ivan Murrell, R (7, PH)<br>OBP: 0.203, SLG: 0.344<br>Gary Ross, R (7, 1) |  | 0-0<br>4-3                           |                              | 0-3<br>K                        |                              | 0-3<br>K                        |                              |                                 |                              | 1 0 0 0 0 0 1<br>0 0 0 0 0 0 0<br>0 0 0 0 0 0 0<br>1 0 0 0 0 0 1<br>0 0 0 0 0 0 0<br>0 0 0 0 0 0 0<br>1 0 0 0 0 0 1<br>0 0 0 0 0 0 0 |   |                                 |                              |                                 |                              |                                 |                                  |                                    |                                  |        |
| <b>Inning Stats</b>  | R: 0<br>E: 0<br>K: 2<br>S: 7   | H: 0<br>LOB: 0<br>BB: 0<br>P: 7      | R: 2<br>E: 0<br>K: 0<br>S: 5 | H: 2<br>LOB: 1<br>BB: 1<br>P: 9 | R: 0<br>E: 0<br>K: 2<br>S: 7 | H: 0<br>LOB: 0<br>BB: 0<br>P: 7 | R: 0<br>E: 1<br>K: 1<br>S: 5 | H: 0<br>LOB: 0<br>BB: 0<br>P: 5 | R: 0<br>E: 0<br>K: 2<br>S: 8 | H: 1<br>LOB: 2<br>BB: 1<br>P: 12   | R: 0<br>E: 0<br>K: 1<br>S: 6  | H: 1<br>LOB: 1<br>BB: 0<br>P: 6 | R: 0<br>E: 0<br>K: 0<br>S: 3 | H: 1<br>LOB: 0<br>BB: 0<br>P: 3 | R: 0<br>E: 0<br>K: 1<br>S: 5 | H: 0<br>LOB: 0<br>BB: 0<br>P: 5 | 1B: 4<br>2B: 2<br>3B: 0<br>HR: 0 | SF: 0<br>SAC: 1<br>DP: 2<br>HBP: 0 | WP: 0<br>PB: 0<br>SB: 0<br>CS: 0 | PA: 33 |
| <b>PITCHER</b><br>Jerry Koosman, L (1, 1)<br>ERA: 2.63   | IP: 9.0<br>WLS: W<br>BF: 33<br>H: 5<br>R: 2<br>ER: 2<br>SO: 9<br>BB: 2<br>IBB: 0<br>HBP: 0<br>BLK: 0<br>WP: 0<br>HR: 0<br>S: 49<br>P: 57<br>ERA: 2.00<br>WHIP: 0.778 |                                      |                              |                                 |                              |                                 |                              |                                 |                              |  |   |                                 |                              |                                 |                              |                                 |                                  |                                    |                                  |        |

|     |    |
|-----|----|
| AB  | 30 |
| R   | 2  |
| H   | 5  |
| RBI | 2  |
| BB  | 2  |
| SO  | 9  |
| LOB | 12 |





BOTTOM

San Diego Padres @ New York Mets  
Shea Stadium, Flushing, NY  
Sat Jun 16 1973, 7:05 PM EDT  
Att. 24,452 - Unknown

|     |    |
|-----|----|
| AB  | 39 |
| R   | 10 |
| H   | 13 |
| RBI | 9  |
| BB  | 3  |
| SO  | 2  |
| LOB | 24 |



|    |   |    |    |
|----|---|----|----|
| WP | 1 | PA | 43 |
| PB | 0 | SB | 0  |
| CS | 0 |    |    |

|    |   |   |   |   |   |     |   |    |   |    |   |     |   |
|----|---|---|---|---|---|-----|---|----|---|----|---|-----|---|
| AB | 3 | R | 2 | H | 1 | RBI | 1 | BB | 1 | SO | 1 | LOB | 1 |
|    | 1 | 0 | 1 | 0 | 0 | 0   | 0 | 0  | 0 |    |   |     |   |

|  |   |   |   |   |   |   |   |  |  |  |  |  |  |
|--|---|---|---|---|---|---|---|--|--|--|--|--|--|
|  | 4 | 2 | 4 | 1 | 0 | 0 | 0 |  |  |  |  |  |  |
|  | 1 | 0 | 0 | 0 | 0 | 0 | 1 |  |  |  |  |  |  |

|  |   |   |   |   |   |   |   |  |  |  |  |  |  |
|--|---|---|---|---|---|---|---|--|--|--|--|--|--|
|  | 4 | 3 | 3 | 1 | 0 | 0 | 1 |  |  |  |  |  |  |
|--|---|---|---|---|---|---|---|--|--|--|--|--|--|

|  |   |   |   |   |   |   |   |  |  |  |  |  |  |
|--|---|---|---|---|---|---|---|--|--|--|--|--|--|
|  | 5 | 1 | 1 | 3 | 0 | 0 | 5 |  |  |  |  |  |  |
|--|---|---|---|---|---|---|---|--|--|--|--|--|--|

|  |   |   |   |   |   |   |   |  |  |  |  |  |  |
|--|---|---|---|---|---|---|---|--|--|--|--|--|--|
|  | 2 | 0 | 2 | 1 | 2 | 0 | 0 |  |  |  |  |  |  |
|  | 1 | 0 | 0 | 1 | 0 | 0 | 0 |  |  |  |  |  |  |

|  |   |   |   |   |   |   |   |  |  |  |  |  |  |
|--|---|---|---|---|---|---|---|--|--|--|--|--|--|
|  | 5 | 0 | 0 | 1 | 0 | 0 | 8 |  |  |  |  |  |  |
|--|---|---|---|---|---|---|---|--|--|--|--|--|--|

|  |   |   |   |   |   |   |   |  |  |  |  |  |  |
|--|---|---|---|---|---|---|---|--|--|--|--|--|--|
|  | 5 | 0 | 0 | 0 | 0 | 0 | 6 |  |  |  |  |  |  |
|--|---|---|---|---|---|---|---|--|--|--|--|--|--|

|  |   |   |   |   |   |   |   |  |  |  |  |  |  |
|--|---|---|---|---|---|---|---|--|--|--|--|--|--|
|  | 4 | 1 | 1 | 0 | 0 | 1 | 0 |  |  |  |  |  |  |
|--|---|---|---|---|---|---|---|--|--|--|--|--|--|

|  |   |   |   |   |   |   |   |  |  |  |  |  |  |
|--|---|---|---|---|---|---|---|--|--|--|--|--|--|
|  | 4 | 1 | 0 | 0 | 0 | 1 | 2 |  |  |  |  |  |  |
|--|---|---|---|---|---|---|---|--|--|--|--|--|--|

|    |   |     |   |    |   |    |    |
|----|---|-----|---|----|---|----|----|
| 1B | 9 | SF  | 1 | WP | 1 | PA | 43 |
| 2B | 3 | SAC | 0 | PB | 0 | SB | 0  |
| 3B | 0 | DP  | 2 | CS | 0 |    |    |
| HR | 2 | HBP | 0 |    |   |    |    |

| Batter   | 1                       | 2          | 3                              | 4                               | 5          | 6                             | 7                     | 8 | 9 |
|--|-------------------------|------------|--------------------------------|---------------------------------|------------|-------------------------------|-----------------------|---|---|
| Willie Mays, R<br>OBP: 0.234, SLG: 0.235<br>Don Hahn, R<br>OBP: 0.333, SLG: 0.333      | 0-0<br>5-3              | 0-0<br>5-3 |                                | 4-0<br>WP 1B<br>SF7<br>BB       |            | 0-0<br>HR                     | 0-0<br>1B             |   |   |
| Felix Millan, R<br>OBP: 0.323, SLG: 0.376<br>Ken Boswell, L<br>OBP: 0.270, SLG: 0.343  | 0-0<br>1B<br>HR<br>1B   |            | 0-0<br>FC4-6<br>1B             | 0-0<br>WP<br>1B                 |            | 0-0<br>1B<br>1B               | 0-0<br>F8             |   |   |
| Rusty Staub, L<br>OBP: 0.365, SLG: 0.415   | 0-0<br>1-3<br>HR<br>1B  |            | 0-0<br>FC4-6<br>E<br>1-2f      | 0-0<br>SF7<br>1-2<br>2-H<br>3-H |            | 0-0<br>E<br>1B<br>1B          | 0-0<br>4-3<br>E<br>2B |   |   |
| John Milner, L<br>OBP: 0.357, SLG: 0.457   | 0-0<br>1-H<br>3-H<br>HR |            | 0-0<br>E3<br>E<br>9-2          | 0-0<br>F9                       |            | 0-0<br>F7                     | 0-0<br>4-3            |   |   |
| Jim Fregosi, R<br>OBP: 0.346, SLG: 0.304<br>Wayne Garrett, L<br>OBP: 0.318, SLG: 0.338 | 0-0<br>G6-4-3<br>1B     |            | 4-0<br>E<br>IBB                | 4-0<br>FC6-4<br>BB              |            | 0-0<br>E7<br>1-3<br>2-H<br>1B | 0-0<br>E4<br>3-H      |   |   |
| George Theodore, R<br>OBP: 0.304, SLG: 0.294   | 0-0<br>G6-4-3<br>1-2f   |            | 0-0<br>E6<br>1-2<br>2-3<br>3-H | 0-0<br>FC6-4<br>1-2f            |            | 0-0<br>F9                     | 0-0<br>F8             |   |   |
| Ted Martinez, R<br>OBP: 0.269, SLG: 0.240  |                         | 0-0<br>6-3 | 0-0<br>9-2<br>3-Hf             |                                 | 0-0<br>1-3 | 0-0<br>F8                     | 0-0<br>F9             |   |   |
| Duffy Dyer, R<br>OBP: 0.200, SLG: 0.184  |                         | 0-0<br>2B  |                                | 0-0<br>E6<br>BB<br>1B<br>E      | 0-0<br>1-3 |                               | 0-3<br>K              |   |   |
| Jerry Koosman, R<br>OBP: 0.152, SLG: 0.125   |                         | 0-0<br>F8  |                                | 0-0<br>E1<br>1B<br>BB<br>WP     | 0-0<br>F9  |                               | 0-3<br>K              |   |   |

| Inning Stats | R: 3 | H: 4 | E: 0 | LOB: 0 | K: 0 | P: 6 | R: 0 | H: 1 | E: 0 | LOB: 1 | K: 0 | P: 4 | R: 1 | H: 1 | E: 2 | LOB: 2 | K: 0 | P: 9 | R: 3 | H: 1 | E: 2 | LOB: 2 | K: 0 | P: 14 | R: 0 | H: 0 | E: 0 | LOB: 0 | K: 0 | P: 3 | R: 2 | H: 4 | E: 1 | LOB: 2 | K: 0 | P: 7 | R: 0 | H: 1 | E: 0 | LOB: 1 | K: 2 | P: 8 | R: 1 | H: 1 | E: 1 | LOB: 1 | K: 0 | P: 5 |
|--------------|------|------|------|--------|------|------|------|------|------|--------|------|------|------|------|------|--------|------|------|------|------|------|--------|------|-------|------|------|------|--------|------|------|------|------|------|--------|------|------|------|------|------|--------|------|------|------|------|------|--------|------|------|
|--------------|------|------|------|--------|------|------|------|------|------|--------|------|------|------|------|------|--------|------|------|------|------|------|--------|------|-------|------|------|------|--------|------|------|------|------|------|--------|------|------|------|------|------|--------|------|------|------|------|------|--------|------|------|

| PITCHER                       | IP     | WLS | BF | H | R | ER | SO | BB | IBB | HBP | BLK | WP | HR | S | P | ERA   | WHIP  |
|-------------------------------|--------|-----|----|---|---|----|----|----|-----|-----|-----|----|----|---|---|-------|-------|
| Mike Caldwell, L<br>ERA: 4.2  | (1, 1) | 3.0 | 18 | 6 | 6 | 3  | 0  | 0  | 1   | 0   | 0   | 0  | 0  | 1 | 5 | ∞     | ∞     |
| Mike Corkins, R<br>ERA: 5.37  | (4, 1) | 0.0 | 2  | 1 | 0 | 0  | 0  | 1  | 0   | 0   | 0   | 0  | 0  | 1 | 5 | ∞     | ∞     |
| Rich Troedson, L<br>ERA: 3.82 | (4, 1) | 1.0 | 4  | 0 | 1 | 0  | 0  | 1  | 0   | 0   | 0   | 1  | 0  | 3 | 7 | 0.00  | 1.000 |
| Randy Jones, L<br>ERA: 13.5   | (5, 1) | 1.1 | 8  | 4 | 2 | 2  | 0  | 0  | 0   | 0   | 0   | 0  | 1  | 8 | 8 | 13.50 | 3.000 |
| Bob Miller, R<br>ERA: 4.32    | (6, 1) | 0.2 | 2  | 0 | 0 | 0  | 0  | 0  | 0   | 0   | 0   | 0  | 0  | 2 | 2 | 0.00  | 0.000 |

| PITCHER                   | IP     | WLS | BF | H | R | ER | SO | BB | IBB | HBP | BLK | WP | HR | S  | P  | ERA  | WHIP  |
|---------------------------|--------|-----|----|---|---|----|----|----|-----|-----|-----|----|----|----|----|------|-------|
| Gary Ross, R<br>ERA: 5.65 | (7, 1) | 2.0 | 9  | 2 | 1 | 1  | 2  | 0  | 0   | 0   | 0   | 0  | 0  | 13 | 13 | 4.50 | 1.000 |

| Batter   | 1   | 2                               | 3                            | 4                               | 5                            | 6                               | 7                            | 8                               | 9                            | AB R H RBI BB SO LOB   | TOP                          |                                 |                              |                                 |                              |                                  |                              |                                  |                                  |                                    |                                  |        |
|--|---|---------------------------------|------------------------------|---------------------------------|------------------------------|---------------------------------|------------------------------|---------------------------------|------------------------------|--|------------------------------|---------------------------------|------------------------------|---------------------------------|------------------------------|----------------------------------|------------------------------|----------------------------------|----------------------------------|------------------------------------|----------------------------------|--------|
| Gene Locklear, L (1, 7)<br>OBP: 0.319, SLG: 0.225  | 0-0<br>CS<br>1B                                       |                                 |                              | 4-0<br>SH1-4<br>1B<br>BB        |                              | 0-0<br>4-3                      |                              | 0-0<br>G3                       | 0-0<br>F7                    | 4 0 1 0 1 0 2  |                              |                                 |                              |                                 |                              |                                  |                              |                                  |                                  |                                    |                                  |        |
| Jerry Morales, R (1, 8)<br>OBP: 0.325, SLG: 0.394  | 0-3<br>K<br>1-2                                       |                                 |                              | 0-0<br>SH1-4<br>1B              |                              | 4-0<br>BB                       |                              | 4-0<br>1B<br>BB                 |                              | 2 0 1 0 2 1 1  |                              |                                 |                              |                                 |                              |                                  |                              |                                  |                                  |                                    |                                  |        |
| Dwain Anderson, R (1, 6)<br>OBP: 0.244, SLG: 0.128<br>Leron Lee, L (8, PH)<br>OBP: 0.335, SLG: 0.342<br>Rich Morales, R (8, 6)<br>OBP: 0.225, SLG: 0.118   | 0-3<br>K  |                                 |                              | 0-0<br>SH1-4<br>1-2<br>2-3      |                              | 0-0<br>F8                       |                              | 0-0<br>1-3<br>1B                |                              | 2 0 0 0 0 1 1<br>1 0 1 0 0 0 0<br>0 0 0 0 0 0 0  |                              |                                 |                              |                                 |                              |                                  |                              |                                  |                                  |                                    |                                  |        |
| Nate Colbert, R (1, 3)<br>OBP: 0.317, SLG: 0.330   |   | 0-0<br>5-3                      |                              | 0-0<br>F8                       |                              | 0-0<br>SH5-4<br>1B<br>4-3<br>1B |                              | 0-3<br>K                        |                              | 4 1 1 0 0 1 4  |                              |                                 |                              |                                 |                              |                                  |                              |                                  |                                  |                                    |                                  |        |
| Cito Gaston, R (1, 9)<br>OBP: 0.339, SLG: 0.462  |   | 0-0<br>F9                       |                              | 0-0<br>F9                       |                              | 0-0<br>4-3<br>SH5-4<br>1B       |                              | 0-0<br>4-3                      |                              | 4 0 1 0 0 0 4  |                              |                                 |                              |                                 |                              |                                  |                              |                                  |                                  |                                    |                                  |        |
| Fred Kendall, R (1, 2)<br>OBP: 0.336, SLG: 0.380   |   | 0-0<br>5-3                      |                              | 0-0<br>P3                       |                              | 0-0<br>SH5-4<br>1-2<br>2-3      |                              | 0-0<br>WP<br>BB<br>1B           |                              | 3 0 1 0 0 0 0  |                              |                                 |                              |                                 |                              |                                  |                              |                                  |                                  |                                    |                                  |        |
| Dave Roberts, R (1, 5)<br>OBP: 0.240, SLG: 0.306   |   |                                 | 0-3<br>K                     | 0-0<br>L6                       |                              | 0-0<br>4-3                      |                              | 0-0<br>F8                       |                              | 4 0 0 1 0 1 2  |                              |                                 |                              |                                 |                              |                                  |                              |                                  |                                  |                                    |                                  |        |
| Derrel Thomas, S (1, 4)<br>OBP: 0.299, SLG: 0.248  |   |                                 | 0-0<br>5-3                   | 0-3<br>K                        |                              | 0-0<br>4-0<br>IBB               |                              | 4-0<br>WP<br>1-2<br>BB          |                              | 2 0 0 0 2 1 0  |                              |                                 |                              |                                 |                              |                                  |                              |                                  |                                  |                                    |                                  |        |
| Bill Greif, R (1, 1)<br>OBP: 0.171, SLG: 0.065<br>Bob Miller, R (7, 1)<br>Rich Troedson, L (8, 1)<br>Mike Corkins, R (8, 1)<br>Dave Marshall, L (9, PH)<br>OBP: 0.379, SLG: 0.375<br>Ivan Murrell, R (9, PH)<br>OBP: 0.200, SLG: 0.338 |   |                                 | 0-3<br>K                     | 0-0<br>4-3                      |                              | 0-0<br>6-3                      |                              | 0-3<br>K<br>1-2<br>2-3          |                              | 3 0 0 0 0 1 2<br>0 0 0 0 0 0 0<br>0 0 0 0 0 0 0<br>0 0 0 0 0 0 0<br>0 0 0 0 0 0 0<br>1 0 0 0 0 1 2 |                              |                                 |                              |                                 |                              |                                  |                              |                                  |                                  |                                    |                                  |        |
| <b>Inning Stats</b>  | R: 0<br>E: 0<br>K: 2<br>S: 7                          | H: 1<br>LOB: 0<br>BB: 0<br>P: 7 | R: 0<br>E: 0<br>K: 0<br>S: 3 | H: 0<br>LOB: 0<br>BB: 0<br>P: 3 | R: 0<br>E: 0<br>K: 2<br>S: 7 | H: 0<br>LOB: 0<br>BB: 0<br>P: 7 | R: 0<br>E: 0<br>K: 0<br>S: 4 | H: 1<br>LOB: 2<br>BB: 1<br>P: 8 | R: 0<br>E: 0<br>K: 1<br>S: 5 | H: 0<br>LOB: 0<br>BB: 0<br>P: 5  | R: 0<br>E: 0<br>K: 0<br>S: 3 | H: 0<br>LOB: 1<br>BB: 1<br>P: 7 | R: 1<br>E: 0<br>K: 0<br>S: 5 | H: 2<br>LOB: 2<br>BB: 1<br>P: 9 | R: 0<br>E: 0<br>K: 1<br>S: 6 | H: 1<br>LOB: 2<br>BB: 1<br>P: 10 | R: 0<br>E: 0<br>K: 1<br>S: 6 | H: 1<br>LOB: 2<br>BB: 1<br>P: 10 | 1B: 6<br>2B: 1<br>3B: 0<br>HR: 0 | SF: 0<br>SAC: 2<br>DP: 1<br>HBP: 0 | WP: 1<br>PB: 0<br>SB: 0<br>CS: 1 | PA: 37 |
| <b>PITCHER</b>   | IP WLS BF H R ER SO BB IBB HBP BLK WP HR S P ERA WHIP |                                 |                              |                                 |                              |                                 |                              |                                 |                              |  |                              |                                 |                              |                                 |                              |                                  |                              |                                  |                                  |                                    |                                  |        |
| George Stone, L (1, 1)<br>ERA: 1.83  | 7.1 W 29 4 1 1 5 3 1 0 0 0 0 0 35 51 1.23 0.955       |                                 |                              |                                 |                              |                                 |                              |                                 |                              |  |                              |                                 |                              |                                 |                              |                                  |                              |                                  |                                  |                                    |                                  |        |
| Phil Hennigan, R (8, 1)<br>ERA: 3.1  | 1.0 6 2 0 0 1 1 0 0 0 0 0 0 7 11 0.00 3.000           |                                 |                              |                                 |                              |                                 |                              |                                 |                              |  |                              |                                 |                              |                                 |                              |                                  |                              |                                  |                                  |                                    |                                  |        |
| Tug McGraw, L (9, 1)<br>ERA: 5.19  | 0.2 S 2 0 0 0 1 0 0 0 0 0 1 0 4 4 0.00 0.000          |                                 |                              |                                 |                              |                                 |                              |                                 |                              |  |                              |                                 |                              |                                 |                              |                                  |                              |                                  |                                  |                                    |                                  |        |

San Diego Padres @ New York Mets  
Shea Stadium, Flushing, NY  
Sun Jun 17 1973, 3:33 AM EDT  
Att. 32,641 - Unknown

[livebaseballscorecards.com](http://livebaseballscorecards.com)

|     |    |
|-----|----|
| AB  | 30 |
| R   | 1  |
| H   | 6  |
| RBI | 1  |
| BB  | 5  |
| SO  | 7  |
| LOB | 18 |



BOTTOM

San Diego Padres @ New York Mets  
Shea Stadium, Flushing, NY  
Sun Jun 17 1973, 3:33 AM EDT  
Att. 32,641 - Unknown

AB 34  
R 3  
H 13  
RBI 3  
BB 0  
SO 2  
LOB 17



WP: 1 PA: 34  
PB: 0  
SB: 0  
CS: 0

AB R H RBI BB SO LOB

|   |   |   |   |   |   |   |
|---|---|---|---|---|---|---|
| 4 | 0 | 3 | 0 | 0 | 0 | 0 |
| 4 | 1 | 1 | 0 | 0 | 0 | 5 |
| 4 | 0 | 2 | 0 | 0 | 0 | 1 |
| 4 | 0 | 1 | 1 | 0 | 0 | 2 |
| 4 | 1 | 1 | 0 | 0 | 0 | 3 |
| 4 | 0 | 1 | 1 | 0 | 1 | 3 |
| 4 | 0 | 1 | 0 | 0 | 1 | 1 |
| 3 | 1 | 1 | 1 | 0 | 0 | 1 |
| 3 | 0 | 2 | 0 | 0 | 0 | 1 |
| 0 | 0 | 0 | 0 | 0 | 0 | 0 |
| 0 | 0 | 0 | 0 | 0 | 0 | 0 |

1B: 12 SF: 0  
2B: 1 SAC: 0  
3B: 0 DP: 3  
HR: 1 HBP: 0

| Batter   | 1                      | 2                | 3          | 4                   | 5                       | 6 | 7                        | 8                         | 9 |
|--|------------------------|------------------|------------|---------------------|-------------------------|---|--------------------------|---------------------------|---|
| Don Hahn, R<br>OBP: 0.571, SLG: 0.571<br>(1, 8)      | 0-0<br>6-3<br>1B       | 0-0<br>1-2<br>1B |            |                     | 0-0<br>4-3<br>6-3<br>1B |   | 0-0<br>1-2<br>L4-3<br>1B |                           |   |
| Felix Millan, R<br>OBP: 0.321, SLG: 0.374<br>(1, 4)  | 0-0<br>1B<br>E<br>1B   | 0-0<br>P6        |            |                     | 0-0<br>6-3<br>1-2       |   | 0-0<br>L4-3<br>1-2       |                           |   |
| Rusty Staub, L<br>OBP: 0.367, SLG: 0.417<br>(1, 9)   | 0-0<br>1-3<br>E<br>1B  |                  | 0-0<br>4-3 |                     | 0-0<br>4-3<br>2-3       |   |                          | 0-0<br>G4-6-3<br>1B       |   |
| John Milner, L<br>OBP: 0.354, SLG: 0.450<br>(1, 3)   | 0-0<br>1-2<br>E4<br>1B |                  | 0-0<br>1B  |                     | 0-0<br>F8               |   |                          | 0-0<br>1-2f<br>G4-6-3     |   |
| Ed Kranepool, L<br>OBP: 0.323, SLG: 0.382<br>(1, 7)  | 0-0<br>3-H<br>P6       |                  | 0-0<br>P3  |                     | 0-0<br>F9               |   |                          | 0-0<br>WP<br>1B           |   |
| Wayne Garrett, L<br>OBP: 0.317, SLG: 0.335<br>(1, 5) | 0-3<br>K               |                  | 0-0<br>F8  |                     | 0-0<br>1-3              |   |                          | 0-0<br>1-H<br>FC6-4<br>1B |   |
| Jim Fregosi, R<br>OBP: 0.342, SLG: 0.302<br>(1, 6)   |                        | 0-3<br>K         |            | 0-0<br>G6-4-3<br>1B |                         |   | 0-0<br>L7                | 0-0<br>1-2f<br>FC6-4      |   |
| Ron Hodges, L<br>OBP: 0.300, SLG: 0.667<br>(1, 2)    |                        | 0-0<br>F9        |            | 0-0<br>P6           |                         |   | 0-0<br>HR                |                           |   |
| George Stone, L<br>OBP: 0.500, SLG: 0.500<br>(1, 1)  |                        | 0-0<br>1B        |            | 0-0<br>G6-4-3       |                         |   | 0-0<br>1B                |                           |   |
| Phil Hennigan, R<br>OBP: 0.333, SLG: 0.333<br>(8, 1) |                        |                  |            |                     |                         |   |                          |                           |   |
| Tug McGraw, R<br>OBP: 0.167, SLG: 0.167<br>(9, 1)    |                        |                  |            |                     |                         |   |                          |                           |   |

| Inning Stats | R: 1 | H: 2 | E: 1 | K: 1 | S: 8 | LOB: 2 | BB: 0 | P: 8 | R: 0 | H: 2 | E: 0 | K: 1 | S: 7 | LOB: 2 | BB: 0 | P: 7 | R: 0 | H: 1 | E: 0 | K: 0 | S: 4 | LOB: 1 | BB: 0 | P: 4 | R: 0 | H: 1 | E: 0 | K: 0 | S: 3 | LOB: 0 | BB: 0 | P: 3 | R: 0 | H: 0 | E: 0 | K: 0 | S: 3 | LOB: 0 | BB: 0 | P: 3 | R: 1 | H: 3 | E: 0 | K: 0 | S: 5 | LOB: 1 | BB: 0 | P: 5 | R: 1 | H: 3 | E: 0 | K: 0 | S: 5 | LOB: 1 | BB: 0 | P: 5 |
|--------------|------|------|------|------|------|--------|-------|------|------|------|------|------|------|--------|-------|------|------|------|------|------|------|--------|-------|------|------|------|------|------|------|--------|-------|------|------|------|------|------|------|--------|-------|------|------|------|------|------|------|--------|-------|------|------|------|------|------|------|--------|-------|------|
|--------------|------|------|------|------|------|--------|-------|------|------|------|------|------|------|--------|-------|------|------|------|------|------|------|--------|-------|------|------|------|------|------|------|--------|-------|------|------|------|------|------|------|--------|-------|------|------|------|------|------|------|--------|-------|------|------|------|------|------|------|--------|-------|------|

| PITCHER                                 | IP  | WLS | BF | H  | R | ER | SO | BB | IBB | HBP | BLK | WP | HR | S  | P  | ERA   | WHIP  |
|---|-----|-----|----|----|---|----|----|----|-----|-----|-----|----|----|----|----|-------|-------|
| Bill Greif, R<br>ERA: 2.72<br>(1, 1)    | 6.1 | L   | 28 | 10 | 2 | 2  | 2  | 0  | 0   | 0   | 0   | 0  | 1  | 32 | 32 | 2.84  | 1.579 |
| Bob Miller, R<br>ERA: 4.21<br>(7, 1)    | 0.2 |     | 1  | 0  | 0 | 0  | 0  | 0  | 0   | 0   | 0   | 0  | 0  | 1  | 1  | 0.00  | 0.000 |
| Rich Troedson, L<br>ERA: 3.99<br>(8, 1) | 0.2 |     | 4  | 3  | 1 | 1  | 0  | 0  | 0   | 0   | 0   | 1  | 0  | 4  | 4  | 13.50 | 4.500 |
| Mike Corkins, R<br>ERA: 5.33<br>(8, 1)  | 0.1 |     | 1  | 0  | 0 | 0  | 0  | 0  | 0   | 0   | 0   | 0  | 0  | 1  | 1  | 0.00  | 0.000 |

| PITCHER | IP | WLS | BF | H | R | ER | SO | BB | IBB | HBP | BLK | WP | HR | S | P | ERA | WHIP |
|---------|----|-----|----|---|---|----|----|----|-----|-----|-----|----|----|---|---|-----|------|
|---------|----|-----|----|---|---|----|----|----|-----|-----|-----|----|----|---|---|-----|------|

| Batter   | 1  | 2                                | 3                            | 4                               | 5                            | 6                               | 7                            | 8                               | 9                            | AB R H RBI BB SO LOB            | TOP                          |                                 |  |                                 |                              |                                 |                              |                                 |                                  |                                    |                                  |        |
|--|--|----------------------------------|------------------------------|---------------------------------|------------------------------|---------------------------------|------------------------------|---------------------------------|------------------------------|---------------------------------|------------------------------|---------------------------------|--|---------------------------------|------------------------------|---------------------------------|------------------------------|---------------------------------|----------------------------------|------------------------------------|----------------------------------|--------|
| Willie Mays, R (1, 8)<br>OBP: 0.232, SLG: 0.222      | 4-0<br>HR<br>BB  | 0-3<br>K                         |                              |                                 | 0-0<br>F8                    |                                 | 0-3<br>K                     |                                 | 0-0<br>F7                    | 4 1 0 0 1 2 1                   |                              |                                 |  |                                 |                              |                                 |                              |                                 |                                  |                                    |                                  |        |
| Felix Millan, R (1, 4)<br>OBP: 0.323, SLG: 0.374     | 0-0<br>HR<br>1B  |                                  | 0-0<br>6-3                   |                                 | 0-0<br>1B<br>4-3             |                                 | 0-0<br>4-3                   |                                 | 0-0<br>6-3                   | 5 2 2 0 0 0 1                   |                              |                                 |  |                                 |                              |                                 |                              |                                 |                                  |                                    |                                  |        |
| Rusty Staub, L (1, 9)<br>OBP: 0.373, SLG: 0.436      | 0-0<br>HR<br>1-H<br>2-H  |                                  | 0-0<br>1B<br>G4-6-3          |                                 | 0-0<br>1B<br>4-3             |                                 |                              | 0-0<br>F8                       |                              | 4 1 3 3 0 0 0                   |                              |                                 |  |                                 |                              |                                 |                              |                                 |                                  |                                    |                                  |        |
| John Milner, L (1, 3)<br>OBP: 0.345, SLG: 0.435      | 0-0<br>F9  |                                  | 0-0<br>1B<br>G4-6-3<br>1-2f  |                                 | 0-0<br>1B<br>4-3             |                                 |                              | 0-0<br>F5                       |                              | 4 0 0 1 0 0 2                   |                              |                                 |  |                                 |                              |                                 |                              |                                 |                                  |                                    |                                  |        |
| Jim Fregosi, R (1, 6)<br>OBP: 0.348, SLG: 0.296      | 4-0<br>BB  |                                  |                              | 0-0<br>F3                       |                              | 0-0<br>6-3                      |                              | 4-0<br>BB<br>FC6-4              |                              | 2 0 0 0 2 0 1                   |                              |                                 |  |                                 |                              |                                 |                              |                                 |                                  |                                    |                                  |        |
| Don Hahn, R (1, 7)<br>OBP: 0.455, SLG: 0.545         | 0-0<br>F9  |                                  |                              | 0-0<br>1B<br>2B                 |                              | 0-0<br>F7                       |                              | 0-0<br>BB<br>FC6-4<br>1-2f      |                              | 4 1 1 0 0 0 2                   |                              |                                 |  |                                 |                              |                                 |                              |                                 |                                  |                                    |                                  |        |
| Ted Martinez, R (1, 5)<br>OBP: 0.275, SLG: 0.248     | 0-3<br>K   |                                  |                              | 0-0<br>1B<br>2-H                |                              | 0-0<br>F9                       |                              |                                 | 0-0<br>2B<br>SF9<br>1B       | 4 1 2 1 0 1 1                   |                              |                                 |  |                                 |                              |                                 |                              |                                 |                                  |                                    |                                  |        |
| Duffy Dyer, R (1, 2)<br>OBP: 0.201, SLG: 0.193       |  |                                  |                              | 0-3<br>K                        |                              | 0-3<br>K                        |                              |                                 | 0-0<br>2B                    | 4 0 1 0 0 2 1                   |                              |                                 |  |                                 |                              |                                 |                              |                                 |                                  |                                    |                                  |        |
| Jim McAndrew, R (1, 1)<br>OBP: 0.357, SLG: 0.200     |  |                                  |                              | 0-0<br>K                        |                              | 0-0<br>F2                       |                              |                                 | 0-0<br>SF9                   | 1 0 0 0 0 1 0                   |                              |                                 |  |                                 |                              |                                 |                              |                                 |                                  |                                    |                                  |        |
| Ray Sadecki, L (2, 1)<br>OBP: 0.200, SLG: 0.200      |  |                                  |                              |                                 |                              |                                 |                              |                                 |                              | 1 0 0 0 0 0 1                   |                              |                                 |  |                                 |                              |                                 |                              |                                 |                                  |                                    |                                  |        |
| George Theodore, R (7, PH)<br>OBP: 0.301, SLG: 0.291 |  |                                  |                              |                                 |                              |                                 |                              |                                 |                              | 1 0 0 0 0 0 0                   |                              |                                 |  |                                 |                              |                                 |                              |                                 |                                  |                                    |                                  |        |
| Buzz Capra, R (7, 1)                                 |  |                                  |                              |                                 |                              |                                 |                              |                                 |                              | 0 0 0 0 0 0 0                   |                              |                                 |  |                                 |                              |                                 |                              |                                 |                                  |                                    |                                  |        |
| Jim Beauchamp, R (9, PH)<br>OBP: 0.344, SLG: 0.269   |  |                                  |                              |                                 |                              |                                 |                              |                                 |                              | 0 0 0 1 0 0 0                   |                              |                                 |  |                                 |                              |                                 |                              |                                 |                                  |                                    |                                  |        |
| <b>Inning Stats</b>                                  | R: 3<br>E: 0<br>K: 1<br>S: 7   | H: 2<br>LOB: 1<br>BB: 2<br>P: 15 | R: 0<br>E: 0<br>K: 2<br>S: 7 | H: 0<br>LOB: 0<br>BB: 0<br>P: 7 | R: 0<br>E: 0<br>K: 0<br>S: 3 | H: 1<br>LOB: 0<br>BB: 0<br>P: 3 | R: 1<br>E: 0<br>K: 1<br>S: 7 | H: 2<br>LOB: 1<br>BB: 0<br>P: 7 | R: 1<br>E: 0<br>K: 0<br>S: 5 | H: 2<br>LOB: 1<br>BB: 0<br>P: 5 | R: 0<br>E: 0<br>K: 1<br>S: 5 | H: 0<br>LOB: 0<br>BB: 0<br>P: 5 | R: 0<br>E: 0<br>K: 1<br>S: 5   | H: 0<br>LOB: 0<br>BB: 0<br>P: 5 | R: 0<br>E: 0<br>K: 0<br>S: 3 | H: 0<br>LOB: 1<br>BB: 1<br>P: 7 | R: 1<br>E: 0<br>K: 0<br>S: 5 | H: 2<br>LOB: 1<br>BB: 0<br>P: 5 | 1B: 6<br>2B: 2<br>3B: 0<br>HR: 1 | SF: 1<br>SAC: 0<br>DP: 1<br>HBP: 0 | WP: 0<br>PB: 0<br>SB: 0<br>CS: 0 | PA: 38 |
| <b>PITCHER</b><br>Ken Brett, L (1, 1)<br>ERA: 3.16   | IP: 9.0<br>WLS: W<br>BF: 38<br>H: 9<br>R: 6<br>ER: 6<br>SO: 6<br>BB: 3<br>IBB: 0<br>HBP: 0<br>BLK: 0<br>WP: 0<br>HR: 1<br>S: 47<br>P: 59<br>ERA: 6.00<br>WHIP: 1.333 |                                  |                              |                                 |                              |                                 |                              |                                 |                              |                                 |                              | <b>PITCHER</b>                  | IP: 9.0<br>WLS: W<br>BF: 38<br>H: 9<br>R: 6<br>ER: 6<br>SO: 6<br>BB: 3<br>IBB: 0<br>HBP: 0<br>BLK: 0<br>WP: 0<br>HR: 1<br>S: 47<br>P: 59<br>ERA: 6.00<br>WHIP: 1.333 |                                 |                              |                                 |                              |                                 |                                  |                                    |                                  |        |

**New York Mets @ Philadelphia Phillies**  
**Veterans Stadium, Philadelphia, PA**  
 Mon Jun 18 1973, 7:05 PM EDT  
 Att. 13,190 - Unknown

livebaseballscorecards.com

|            |    |
|------------|----|
| <b>AB</b>  | 34 |
| <b>R</b>   | 6  |
| <b>H</b>   | 9  |
| <b>RBI</b> | 6  |
| <b>BB</b>  | 3  |
| <b>SO</b>  | 6  |
| <b>LOB</b> | 10 |



| Batter  | 1                            | 2                         | 3                         | 4                    | 5         | 6         | 7                    | 8                             | 9 | AB | R | H | RBI | BB | SO | LOB |
|---|------------------------------|---------------------------|---------------------------|----------------------|-----------|-----------|----------------------|-------------------------------|---|----|---|---|-----|----|----|-----|
| Denny Doyle, L (1, 4)<br>OBP: 0.360, SLG: 0.322     | 0-0<br>1B WP<br>1B           | 0-0<br>4-3<br>1B          |                           | 0-0<br>4-3<br>1B     | 0-3<br>K  |           | 0-0<br>F8            |                               |   | 5  | 1 | 2 | 0   | 0  | 1  | 4   |
| Del Unser, L (1, 8)<br>OBP: 0.380, SLG: 0.479       | 0-0<br>P4<br>1B              | 0-0<br>4-3<br>1-2<br>1B   |                           | 0-0<br>FC6-4<br>1B   |           | 0-3<br>K  |                      | 4-0<br>2B SF8<br>BB           |   | 4  | 1 | 1 | 0   | 1  | 1  | 2   |
| Willie Montanez, L (1, 9)<br>OBP: 0.340, SLG: 0.388 | 0-0<br>WP<br>1-3<br>2B<br>1B | 0-0<br>P6                 |                           | 0-0<br>P4            |           | 0-0<br>F9 |                      | 0-0<br>SF8<br>1-3<br>1B<br>2B |   | 5  | 2 | 2 | 0   | 0  | 0  | 2   |
| Greg Luzinski, R (1, 7)<br>OBP: 0.296, SLG: 0.425   | 0-3<br>K<br>1-2<br>3-H       |                           | 0-3<br>K                  | 0-0<br>FC6-4<br>1-2f |           | 0-0<br>1B |                      | 0-0<br>SF8<br>2-3<br>3-H      |   | 4  | 0 | 1 | 1   | 0  | 2  | 2   |
| Tom Hutton, L (1, 3)<br>OBP: 0.383, SLG: 0.410      | 4-0<br>2B<br>IBB             |                           | 0-0<br>1B<br>1B           |                      | 0-3<br>K  | 0-3<br>K  |                      | 0-0<br>1B                     |   | 4  | 1 | 2 | 1   | 1  | 2  | 1   |
| Mike Schmidt, R (1, 5)<br>OBP: 0.351, SLG: 0.366    | 0-0<br>1-H<br>2-H<br>2B      |                           | 0-0<br>F8                 |                      | 0-0<br>HR |           | 0-3<br>K             | 0-3<br>K                      |   | 5  | 1 | 2 | 3   | 0  | 2  | 2   |
| Bob Boone, R (1, 2)<br>OBP: 0.294, SLG: 0.332       |                              | 0-0<br>S<br>E<br>1B<br>1B | 0-0<br>FC5-4<br>1-3<br>1B |                      | 0-0<br>S  |           | 4-0<br>FC1-6<br>BB   | 0-0<br>F7                     |   | 4  | 1 | 3 | 0   | 1  | 0  | 1   |
| Larry Bowa, S (1, 6)<br>OBP: 0.258, SLG: 0.254      |                              | 0-0<br>E<br>SF7<br>1B     | 0-0<br>FC5-4<br>1-2f      |                      | 4-0<br>BB |           | 0-0<br>FC1-6<br>1-2f |                               |   | 3  | 1 | 1 | 0   | 1  | 0  | 3   |
| Ken Brett, L (1, 1)<br>OBP: 0.300, SLG: 0.690       |                              | 0-0<br>SF7<br>1-H<br>2-H  |                           | 0-0<br>HR            |           | 0-0<br>P5 |                      | 0-0<br>FC1<br>1-2             |   | 3  | 1 | 1 | 2   | 0  | 0  | 3   |

| Inning Stats | R: 3 | H: 3 | E: 0 | K: 1 | S: 7 | H: 3 | LOB: 1 | BB: 1 | P: 11 | R: 2 | H: 3 | E: 0 | K: 0 | S: 6 | R: 0 | H: 2 | E: 0 | K: 1 | S: 7 | R: 1 | H: 2 | E: 0 | K: 0 | S: 5 | R: 1 | H: 2 | E: 0 | K: 2 | S: 9 | R: 0 | H: 1 | E: 0 | K: 2 | S: 8 | R: 0 | H: 0 | E: 1 | K: 1 | S: 6 | R: 2 | H: 2 | E: 0 | K: 1 | S: 7 | 1B: 11 | SF: 2 | 2B: 2 | 3B: 0 | HR: 2 |
|--------------|------|------|------|------|------|------|--------|-------|-------|------|------|------|------|------|------|------|------|------|------|------|------|------|------|------|------|------|------|------|------|------|------|------|------|------|------|------|------|------|------|------|------|------|------|------|--------|-------|-------|-------|-------|
|--------------|------|------|------|------|------|------|--------|-------|-------|------|------|------|------|------|------|------|------|------|------|------|------|------|------|------|------|------|------|------|------|------|------|------|------|------|------|------|------|------|------|------|------|------|------|------|--------|-------|-------|-------|-------|

| PITCHER                             | IP  | WLS | BF | H | R | ER | SO | BB | IBB | HBP | BLK | WP | HR | S  | P  | ERA   | WHIP  |
|-------------------------------------|-----|-----|----|---|---|----|----|----|-----|-----|-----|----|----|----|----|-------|-------|
| Jim McAndrew, R (1, 1)<br>ERA: 5.56 | 1.1 | L   | 10 | 6 | 5 | 4  | 1  | 0  | 0   | 0   | 0   | 1  | 0  | 11 | 15 | 27.00 | 4.500 |
| Ray Sadecki, L (2, 1)<br>ERA: 4.1   | 4.2 |     | 22 | 7 | 2 | 2  | 5  | 1  | 0   | 0   | 0   | 0  | 2  | 31 | 35 | 3.86  | 1.714 |
| Buzz Capra, R (7, 1)<br>ERA: 3.86   | 2.0 |     | 11 | 2 | 2 | 2  | 2  | 2  | 0   | 0   | 0   | 0  | 0  | 13 | 21 | 9.00  | 2.000 |


**BOTTOM**

**New York Mets @ Philadelphia Phillies**  
Veterans Stadium, Philadelphia, PA

Mon Jun 18 1973, 7:05 PM EDT  
Att. 13,190 - Unknown

|     |    |
|-----|----|
| AB  | 37 |
| R   | 9  |
| H   | 15 |
| RBI | 7  |
| BB  | 4  |
| SO  | 8  |
| LOB | 20 |

WP: 1 PA: 43  
PB: 0  
SB: 2  
CS: 0



| PITCHER | IP | WLS | BF | H | R | ER | SO | BB | IBB | HBP | BLK | WP | HR | S | P | ERA | WHIP |
|---------|----|-----|----|---|---|----|----|----|-----|-----|-----|----|----|---|---|-----|------|
|---------|----|-----|----|---|---|----|----|----|-----|-----|-----|----|----|---|---|-----|------|

| Batter  | 1   | 2                               | 3                            | 4                               | 5                            | 6                               | 7                            | 8                               | 9                            | AB R H RBI BB SO LOB            | TOP                          |                                 |                              |                                  |                              |                                 |                                  |                                    |                                  |        |
|---|---|---------------------------------|------------------------------|---------------------------------|------------------------------|---------------------------------|------------------------------|---------------------------------|------------------------------|---------------------------------|------------------------------|---------------------------------|------------------------------|----------------------------------|------------------------------|---------------------------------|----------------------------------|------------------------------------|----------------------------------|--------|
| Don Hahn, R (1, 8)<br>OBP: 0.400, SLG: 0.533      | 0-0<br>F7   |                                 | 0-3<br>K                     |                                 |                              | 0-0<br>F6                       |                              | 0-0<br>2B                       |                              | 4 0 1 1 0 1 0                   |                              |                                 |                              |                                  |                              |                                 |                                  |                                    |                                  |        |
| Felix Millan, R (1, 4)<br>OBP: 0.317, SLG: 0.368  | 0-3<br>K  |                                 |                              | 0-0<br>6-3                      |                              | 0-3<br>K                        |                              | 0-0<br>5-3                      |                              | 4 0 0 0 0 2 2                   |                              |                                 |                              |                                  |                              |                                 |                                  |                                    |                                  |        |
| Rusty Staub, L (1, 9)<br>OBP: 0.371, SLG: 0.433   | 0-0<br>4-3  |                                 |                              | 0-0<br>4-3<br>1B                |                              |                                 | 0-0<br>6-3                   |                                 | 0-0<br>F7                    | 4 0 1 0 0 0 0                   |                              |                                 |                              |                                  |                              |                                 |                                  |                                    |                                  |        |
| John Milner, L (1, 3)<br>OBP: 0.342, SLG: 0.425   |   | 0-0<br>4-3                      |                              | 0-0<br>4-3<br>1-2               |                              |                                 | 0-0<br>F7                    |                                 | 4-0<br>BB                    | 3 0 0 0 1 0 1                   |                              |                                 |                              |                                  |                              |                                 |                                  |                                    |                                  |        |
| Ed Kranepool, L (1, 7)<br>OBP: 0.313, SLG: 0.370  |   | 0-0<br>F5                       |                              | 0-3<br>K2-3                     |                              |                                 | 0-0<br>4-3                   |                                 | 0-3<br>K                     | 4 0 0 0 0 2 2                   |                              |                                 |                              |                                  |                              |                                 |                                  |                                    |                                  |        |
| Wayne Garrett, L (1, 5)<br>OBP: 0.321, SLG: 0.331 |   | 4-0<br>BB                       |                              |                                 | 0-0<br>F8                    |                                 |                              | 4-0<br>F9<br>2B<br>BB           | 0-0<br>1-3                   | 2 1 0 0 2 0 1                   |                              |                                 |                              |                                  |                              |                                 |                                  |                                    |                                  |        |
| Jim Fregosi, R (1, 6)<br>OBP: 0.347, SLG: 0.297   |   | 0-0<br>1-3                      |                              |                                 | 0-0<br>G4-6-3<br>1B          |                                 |                              | 0-3<br>K                        |                              | 3 0 1 0 0 1 2                   |                              |                                 |                              |                                  |                              |                                 |                                  |                                    |                                  |        |
| Ron Hodges, L (1, 2)<br>OBP: 0.308, SLG: 0.583    |   |                                 | 0-3<br>K                     |                                 | 0-0<br>G4-6-3<br>1-2f        |                                 |                              | 0-0<br>2B<br>1B                 |                              | 3 0 1 0 0 1 1                   |                              |                                 |                              |                                  |                              |                                 |                                  |                                    |                                  |        |
| Harry Parker, R (1, 1)<br>OBP: 0.133, SLG: 0.133  |   |                                 | 0-0<br>F9                    |                                 |                              | 0-0<br>G3                       |                              | 0-0<br>F9                       |                              | 1 0 0 0 0 0 0                   |                              |                                 |                              |                                  |                              |                                 |                                  |                                    |                                  |        |
| Ken Boswell, L (6, PH)<br>OBP: 0.263, SLG: 0.333  |   |                                 |                              |                                 |                              |                                 |                              |                                 |                              | 1 0 0 0 0 0 0                   |                              |                                 |                              |                                  |                              |                                 |                                  |                                    |                                  |        |
| Phil Hennigan, R (6, 1)<br>OBP: 0.333, SLG: 0.333 |   |                                 |                              |                                 |                              |                                 |                              |                                 |                              | 0 0 0 0 0 0 0                   |                              |                                 |                              |                                  |                              |                                 |                                  |                                    |                                  |        |
| Jim Gosger, L (8, PH)<br>OBP: 0.298, SLG: 0.263   |   |                                 |                              |                                 |                              |                                 |                              |                                 |                              | 1 0 0 0 0 0 2                   |                              |                                 |                              |                                  |                              |                                 |                                  |                                    |                                  |        |
| Tug McGraw, R (8, 1)<br>OBP: 0.167, SLG: 0.167    |   |                                 |                              |                                 |                              |                                 |                              |                                 |                              | 0 0 0 0 0 0 0                   |                              |                                 |                              |                                  |                              |                                 |                                  |                                    |                                  |        |
| <b>Inning Stats</b>                               | R: 0<br>E: 0<br>K: 1<br>S: 5                          | H: 0<br>LOB: 0<br>BB: 0<br>P: 5 | R: 0<br>E: 0<br>K: 0<br>S: 3 | H: 0<br>LOB: 1<br>BB: 1<br>P: 7 | R: 0<br>E: 0<br>K: 2<br>S: 7 | H: 0<br>LOB: 0<br>BB: 0<br>P: 7 | R: 0<br>E: 0<br>K: 1<br>S: 6 | H: 1<br>LOB: 1<br>BB: 0<br>P: 6 | R: 0<br>E: 0<br>K: 0<br>S: 3 | H: 0<br>LOB: 0<br>BB: 0<br>P: 3 | R: 0<br>E: 0<br>K: 0<br>S: 3 | H: 0<br>LOB: 0<br>BB: 0<br>P: 3 | R: 1<br>E: 0<br>K: 1<br>S: 7 | H: 2<br>LOB: 2<br>BB: 1<br>P: 11 | R: 0<br>E: 0<br>K: 1<br>S: 5 | H: 0<br>LOB: 1<br>BB: 1<br>P: 9 | 1B: 3<br>2B: 1<br>3B: 0<br>HR: 0 | SF: 0<br>SAC: 0<br>DP: 1<br>HBP: 0 | WP: 0<br>PB: 0<br>SB: 0<br>CS: 0 | PA: 33 |
| <b>PITCHER</b>                                    | IP WLS BF H R ER SO BB IBB HBP BLK WP HR S P ERA WHIP |                                 |                              |                                 |                              |                                 |                              |                                 |                              |                                 |                              |                                 |                              |                                  |                              |                                 |                                  |                                    |                                  |        |
| Jim Lonborg, R (1, 1)<br>ERA: 6.19                | 8.0 W 29 4 1 1 6 2 0 0 0 0 0 0 39 47 1.12 0.750       |                                 |                              |                                 |                              |                                 |                              |                                 |                              |                                 |                              |                                 |                              |                                  |                              |                                 |                                  |                                    |                                  |        |
| Mac Scarce, L (9, 1)<br>ERA: 3.0                  | 1.0 S 4 0 0 0 1 1 0 0 0 0 0 0 5 9 0.00 1.000          |                                 |                              |                                 |                              |                                 |                              |                                 |                              |                                 |                              |                                 |                              |                                  |                              |                                 |                                  |                                    |                                  |        |

**New York Mets @ Philadelphia Phillies**  
**Veterans Stadium, Philadelphia, PA**  
 Tue Jun 19 1973, 7:05 PM EDT  
 Att: 17,481 - Unknown

livebaseballscorecards.com

|            |    |
|------------|----|
| <b>AB</b>  | 30 |
| <b>R</b>   | 1  |
| <b>H</b>   | 4  |
| <b>RBI</b> | 1  |
| <b>BB</b>  | 3  |
| <b>SO</b>  | 7  |
| <b>LOB</b> | 11 |



| Batter  | 1          | 2         | 3         | 4                              | 5         | 6                | 7                                     | 8          | 9        | AB | R | H | RBI | BB | SO | LOB |
|---|------------|-----------|-----------|--------------------------------|-----------|------------------|---------------------------------------|------------|----------|----|---|---|-----|----|----|-----|
| Denny Doyle, L (1, 4)<br>OBP: 0.357, SLG: 0.320     | 0-0<br>5-3 |           | 0-0<br>F7 |                                | 0-0<br>F9 |                  | 0-0<br>1B<br>1-2<br>1B                |            |          | 4  | 1 | 1 | 0   | 0  | 0  | 0   |
| Del Unser, L (1, 8)<br>OBP: 0.383, SLG: 0.476       | 0-0<br>L4  |           |           | 0-0<br>4-3                     | 4-0<br>BB |                  | 0-0<br>1-3<br>1B<br>1-2<br>2-3<br>1B  |            |          | 3  | 0 | 1 | 0   | 1  | 0  | 0   |
| Willie Montanez, L (1, 9)<br>OBP: 0.346, SLG: 0.388 | 4-0<br>BB  |           |           | 4-0<br>1B<br>HR<br>BB          | 0-0<br>F9 |                  | 0-0<br>1-2<br>2-H<br>3-H<br>1-3<br>1B |            |          | 2  | 1 | 1 | 2   | 2  | 0  | 1   |
| Greg Luzinski, R (1, 7)<br>OBP: 0.295, SLG: 0.422   | 0-0<br>P4  |           |           | 0-0<br>1-3<br>HR<br>1B         |           | 0-0<br>4-3       | 0-0<br>1-3<br>1-2<br>2-3              |            |          | 4  | 1 | 1 | 0   | 0  | 0  | 3   |
| Tom Hutton, L (1, 3)<br>OBP: 0.376, SLG: 0.398      |            | 0-0<br>F7 |           | 4-0<br>1-2<br>HR<br>IBB        |           | 0-0<br>F9        | 0-0<br>F5                             |            |          | 3  | 1 | 0 | 0   | 1  | 0  | 2   |
| Mike Schmidt, R (1, 5)<br>OBP: 0.355, SLG: 0.389    |            | 0-3<br>K  |           | 0-0<br>1-H<br>2-H<br>3-H<br>HR |           | 4-0<br>1B<br>BB  | 0-3<br>K                              |            |          | 3  | 1 | 1 | 4   | 1  | 2  | 2   |
| Bob Boone, R (1, 2)<br>OBP: 0.293, SLG: 0.330       |            | 0-0<br>F3 |           | 0-0<br>P4                      |           | 0-0<br>1-3<br>1B |                                       | 0-0<br>F9  |          | 4  | 0 | 1 | 0   | 0  | 0  | 0   |
| Larry Bowa, S (1, 6)<br>OBP: 0.255, SLG: 0.250      |            |           | 0-0<br>F9 | 0-0<br>4-3                     |           | 0-0<br>F8        |                                       | 0-0<br>5-3 |          | 4  | 0 | 0 | 0   | 0  | 0  | 2   |
| Jim Lonborg, R (1, 1)<br>OBP: 0.154, SLG: 0.083     |            |           | 0-3<br>K  |                                | 0-3<br>K  |                  | 0-0<br>1B<br>1B<br>1B                 |            | 0-3<br>K | 3  | 1 | 1 | 0   | 0  | 2  | 0   |
| Jose Pagan, R (8, PH)<br>OBP: 0.138, SLG: 0.250     |            |           |           |                                |           |                  |                                       |            |          | 1  | 0 | 0 | 0   | 0  | 1  | 0   |
| Mac Scarce, L (9, 1)                                |            |           |           |                                |           |                  |                                       |            |          | 0  | 0 | 0 | 0   | 0  | 0  | 0   |

| Inning Stats | R: 0   | H: 0  | E: 0 | K: 0   | S: 3  | R: 0 | H: 0   | E: 0  | K: 1 | S: 5 | R: 0   | H: 0  | E: 0 | K: 1   | S: 5  | R: 4 | H: 2   | E: 0  | K: 0 | S: 5 | R: 0   | H: 0  | E: 0 | K: 1 | S: 5   | R: 0  | H: 1 | E: 0 | K: 0   | S: 4  | R: 2 | H: 4 | E: 0   | K: 1  | S: 9 | R: 0 | H: 0   | E: 0  | K: 1 | S: 5 |        |       |      |
|--------------|--------|-------|------|--------|-------|------|--------|-------|------|------|--------|-------|------|--------|-------|------|--------|-------|------|------|--------|-------|------|------|--------|-------|------|------|--------|-------|------|------|--------|-------|------|------|--------|-------|------|------|--------|-------|------|
|              | LOB: 1 | BB: 1 | P: 7 | LOB: 0 | BB: 0 | P: 5 | LOB: 0 | BB: 0 | P: 5 |      | LOB: 1 | BB: 1 | P: 9 | LOB: 2 | BB: 1 | P: 8 | LOB: 2 | BB: 2 | P: 9 |      | LOB: 0 | BB: 0 | P: 5 |      | LOB: 0 | BB: 0 | P: 5 |      | LOB: 0 | BB: 0 | P: 5 |      | LOB: 0 | BB: 0 | P: 5 |      | LOB: 0 | BB: 0 | P: 5 |      | LOB: 0 | BB: 0 | P: 5 |


| PITCHER                              | IP  | WLS | BF | H | R | ER | SO | BB | IBB | HBP | BLK | WP | HR | S  | P  | ERA  | WHIP  |
|--------------------------------------|-----|-----|----|---|---|----|----|----|-----|-----|-----|----|----|----|----|------|-------|
| Harry Parker, R (1, 1)<br>ERA: 3.42  | 5.0 | L   | 21 | 2 | 4 | 4  | 3  | 3  | 1   | 0   | 0   | 0  | 1  | 23 | 39 | 7.20 | 1.000 |
| Phil Hennigan, R (6, 1)<br>ERA: 3.48 | 2.0 |     | 12 | 5 | 2 | 2  | 1  | 1  | 0   | 0   | 0   | 0  | 0  | 13 | 17 | 9.00 | 3.000 |
| Tug McGraw, L (8, 1)<br>ERA: 5.05    | 1.0 |     | 3  | 0 | 0 | 0  | 1  | 0  | 0   | 0   | 0   | 0  | 0  | 5  | 5  | 0.00 | 0.000 |

**BOTTOM**

**New York Mets @ Philadelphia Phillies**  
**Veterans Stadium, Philadelphia, PA**  
 Tue Jun 19 1973, 7:05 PM EDT  
 Att. 17,481 - Unknown

|            |           |
|------------|-----------|
| <b>AB</b>  | <b>31</b> |
| <b>R</b>   | <b>6</b>  |
| <b>H</b>   | <b>7</b>  |
| <b>RBI</b> | <b>6</b>  |
| <b>BB</b>  | <b>5</b>  |
| <b>SO</b>  | <b>5</b>  |
| <b>LOB</b> | <b>10</b> |

WP: 0 PA: 36  
 PB: 0  
 SB: 1  
 CS: 0



| 1B | 2B | 3B | HR | SF | SAC | DP | HBP |
|----|----|----|----|----|-----|----|-----|
| 6  | 0  | 0  | 1  | 0  | 0   | 0  | 0   |

| Batter   | 1   | 2   | 3   | 4  | 5   | 6  | 7   | 8   | 9   | AB R H RBI BB SO LOB                                       | TOP   |
|--|---|---|---|--|---|--|---|---|---|--|---|
| Don Hahn, R (1, 8)<br>OBP: 0.316, SLG: 0.421             | 0-3<br>K  |   | 0-0<br>F7   |  | 0-0<br>F8   |  | 0-0<br>F8   |   |   | 4 0 0 0 0 1 1  |   |
| Felix Millan, R (1, 4)<br>OBP: 0.316, SLG: 0.366         | 0-0<br>5-3  |   |   | 0-0<br>3B 1B   | 0-0<br>6-3  |  |   | 0-0<br>F7   |   | 4 1 1 0 0 0 0  |   |
| Rusty Staub, L (1, 9)<br>OBP: 0.365, SLG: 0.425          | 0-0<br>P5   |   |   | 0-3<br>K   |   | 0-0<br>F8  |   | 0-3<br>K  |   | 4 0 0 0 0 2 1  |   |
| John Milner, L (1, 3)<br>OBP: 0.346, SLG: 0.438          |   | 0-0<br>F7   |   | 0-0<br>SF9 3B  |   | 4-0<br>1B BB   |   | 0-0<br>F7   |   | 3 1 1 1 1 0 0  |   |
| Ed Kranepool, L (1, 7)<br>OBP: 0.304, SLG: 0.362         |   | 0-0<br>F9   |   | 0-0<br>SF9   |   | 0-0<br>F8  |   | 0-3<br>K  |   | 3 0 0 1 0 1 1  |   |
| Wayne Garrett, L (1, 5)<br>OBP: 0.325, SLG: 0.354        |   | 0-0<br>G3   |   | 0-0<br>HR  |   | 0-0<br>1-2 1B  |   | 0-0<br>P6   |   | 4 1 2 1 0 0 0  |   |
| Jim Fregosi, R (1, 6)<br>OBP: 0.352, SLG: 0.291          |   |   | 4-0<br>SH5-4 BB                                     | 4-0<br>WP S BB                                       |   | 0-3<br>K   |   | 0-0<br>6-3  |   | 2 0 0 0 2 1 2  | AB 29<br>R 3<br>H 4<br>RBI 3<br>BB 3<br>SO 7<br>LOB 7 |
| Ron Hodges, L (1, 2)<br>OBP: 0.250, SLG: 0.467           |   |   | 0-3<br>K  | 0-0<br>F7  |   | 0-3<br>K   |   |   |   | 3 0 0 0 0 2 2  |   |
| Jon Matlack, L (1, 1)<br>OBP: 0.296, SLG: 0.136          |   |   | 0-0<br>SH5-4  |  | 0-0<br>3-1  |  | 0-0<br>4-3  |   |   | 1 0 0 0 0 0 0  |   |
| Ken Boswell, L (7, PH)<br>OBP: 0.256, SLG: 0.324         |   |   |   |  |   |  |   |   |   | 1 0 0 0 0 0 0  |   |
| Tug McGraw, R (7, 1)<br>OBP: 0.167, SLG: 0.167           |   |   |   |  |   |  |   |   |   | 0 0 0 0 0 0 0  |   |
| <b>Inning Stats</b>                                      | R: 0 H: 0<br>E: 0 LOB: 0<br>K: 1 BB: 0<br>S: 5 P: 5   | R: 0 H: 0<br>E: 0 LOB: 0<br>K: 0 BB: 0<br>S: 3 P: 3 | R: 0 H: 0<br>E: 0 LOB: 1<br>K: 1 BB: 1<br>S: 5 P: 9 | R: 3 H: 3<br>E: 0 LOB: 1<br>K: 1 BB: 1<br>S: 8 P: 12 | R: 0 H: 0<br>E: 0 LOB: 0<br>K: 0 BB: 0<br>S: 3 P: 3 | R: 0 H: 1<br>E: 0 LOB: 2<br>K: 1 BB: 1<br>S: 6 P: 10 | R: 0 H: 0<br>E: 0 LOB: 0<br>K: 1 BB: 0<br>S: 5 P: 5 | R: 0 H: 0<br>E: 0 LOB: 0<br>K: 1 BB: 0<br>S: 5 P: 5 | R: 0 H: 0<br>E: 0 LOB: 0<br>K: 1 BB: 0<br>S: 5 P: 5 | 1B: 2 SF: 1<br>2B: 0 SAC: 1<br>3B: 1 DP: 0<br>HR: 1 HBP: 0 | WP: 1 PA: 34<br>PB: 0<br>SB: 1<br>CS: 0               |
| <b>PITCHER</b><br>Wayne Twitchell, R (1, 1)<br>ERA: 1.92 | IP WLS BF H R ER SO BB IBB HBP BLK WP HR S P ERA WHIP |   |   |  |   |  |   |   |   |  |   |
|  | 9.0 W 34 4 3 3 7 3 0 0 0 1 1 45 57 3.00 0.778         |   |   |  |   |  |   |   |   |  |   |
| <b>PITCHER</b>   | IP WLS BF H R ER SO BB IBB HBP BLK WP HR S P ERA WHIP |   |   |  |   |  |   |   |   |  |   |

**New York Mets @ Philadelphia Phillies**  
**Veterans Stadium, Philadelphia, PA**  
 Wed Jun 20 1973, 7:05 PM EDT  
 Att. 24,302 - Unknown

[livebaseballscorecards.com](http://livebaseballscorecards.com)





| Batter   | 1                                     | 2                                     | 3                                     | 4                                     | 5                                     | 6                                     | 7                                     | 8                                     | 9                                     | AB                                    | R                                     | H                                     | RBI                                   | BB                                    | SO                                    | LOB                                   |                                       |             |
|--|---------------------------------------|---------------------------------------|---------------------------------------|---------------------------------------|---------------------------------------|---------------------------------------|---------------------------------------|---------------------------------------|---------------------------------------|---------------------------------------|---------------------------------------|---------------------------------------|---------------------------------------|---------------------------------------|---------------------------------------|---------------------------------------|---------------------------------------|-------------|
| <b>Cesar Tovar, R</b><br>OBP: 0.332, SLG: 0.363 (1, 8) X         | 0-0<br>5-3<br>2B<br>1B                |                                       | X 0-0<br>FC6-4<br>1B                  |                                       | H 1-0<br>1B<br>1B<br>HBP              |                                       | X 0-0<br>F8                           |                                       |                                       | 3                                     | 2                                     | 2                                     | 0                                     | 0                                     | 0                                     | 0                                     |                                       |             |
| <b>Terry Harmon, R</b><br>OBP: 0.317, SLG: 0.259 (1, 4) X        | 0-0<br>5-3<br>1-2                     |                                       | X 0-0<br>FC6-4<br>1-2f<br>S<br>1B     |                                       | X 0-0<br>1-3<br>2-H<br>1B<br>1B       |                                       |                                       | X 0-0<br>1B                           |                                       | 4                                     | 1                                     | 2                                     | 1                                     | 0                                     | 0                                     | 2                                     |                                       |             |
| <b>Willie Montanez, L</b><br>OBP: 0.348, SLG: 0.388 (1, 3) X     | 0-0<br>F7                             |                                       | X 0-0<br>6-3<br>1-2                   |                                       | X 0-0<br>1-3<br>3-H<br>1B<br>CS<br>1B |                                       |                                       | H 1-0<br>1-3<br>HBP                   |                                       | 3                                     | 0                                     | 1                                     | 1                                     | 0                                     | 0                                     | 2                                     |                                       |             |
| <b>Greg Luzinski, R</b><br>OBP: 0.298, SLG: 0.427 (1, 7) X       | 0-0<br>2-H<br>2B                      |                                       |                                       | X 0-0<br>G3                           | X 0-0<br>1-3<br>1B                    |                                       |                                       | X 0-0<br>1-3<br>1-2                   |                                       | 4                                     | 0                                     | 2                                     | 2                                     | 0                                     | 0                                     | 1                                     |                                       |             |
| <b>Mike Schmidt, R</b><br>OBP: 0.346, SLG: 0.377 (1, 5) S S S    | 0-3<br>K                              |                                       |                                       | X 0-0<br>F3                           | X 0-0<br>3-H<br>CS                    | X 0-0<br>F9                           |                                       | X 0-0<br>F8                           |                                       | 4                                     | 0                                     | 0                                     | 0                                     | 0                                     | 1                                     | 2                                     |                                       |             |
| <b>Mike Anderson, R</b><br>OBP: 0.308, SLG: 0.417 (1, 9) S S S   |                                       | 0-3<br>K                              |                                       | S S S 0-3<br>K                        |                                       | S S S 0-3<br>K                        |                                       |                                       |                                       | 3                                     | 0                                     | 0                                     | 0                                     | 0                                     | 3                                     | 0                                     |                                       |             |
| <b>Bob Boone, R</b><br>OBP: 0.294, SLG: 0.330 (1, 2) X           |                                       | 0-0<br>5-3                            |                                       |                                       | X 0-0<br>FC4-6<br>1B                  | X 0-0<br>L5                           |                                       |                                       |                                       | 3                                     | 0                                     | 1                                     | 0                                     | 0                                     | 0                                     | 0                                     |                                       |             |
| <b>Larry Bowa, S</b><br>OBP: 0.252, SLG: 0.247 (1, 6) X          |                                       | 0-0<br>1-3                            |                                       |                                       | X 0-0<br>FC4-6<br>1-2f<br>SH5-4<br>1B |                                       | X 0-0<br>B3                           |                                       |                                       | 3                                     | 1                                     | 0                                     | 0                                     | 0                                     | 0                                     | 1                                     |                                       |             |
| <b>Wayne Twitchell, R</b><br>OBP: 0.094, SLG: 0.125 (1, 1) S S S |                                       |                                       | 0-3<br>K                              |                                       | X 0-0<br>SH5-4<br>1-2                 |                                       | S S S 0-3<br>K                        |                                       |                                       | 2                                     | 0                                     | 0                                     | 0                                     | 0                                     | 2                                     | 0                                     |                                       |             |
| <b>Inning Stats</b>  | R: 1<br>E: 0<br>K: 1<br>S: 7          | H: 2<br>LOB: 1<br>BB: 0<br>P: 7       | R: 0<br>E: 0<br>K: 1<br>S: 5          | H: 0<br>LOB: 0<br>BB: 0<br>P: 5       | R: 0<br>E: 0<br>K: 1<br>S: 6          | H: 1<br>LOB: 1<br>BB: 0<br>P: 6       | R: 0<br>E: 0<br>K: 1<br>S: 5          | H: 0<br>LOB: 0<br>BB: 0<br>P: 5       | R: 0<br>E: 0<br>K: 1<br>S: 5          | H: 0<br>LOB: 0<br>BB: 0<br>P: 5       | R: 0<br>E: 0<br>K: 1<br>S: 3          | H: 1<br>LOB: 1<br>BB: 0<br>P: 4       | 1B: 7<br>2B: 1<br>3B: 0<br>HR: 0      | SF: 0<br>SAC: 1<br>DP: 0<br>HBP: 2    | WP: 0<br>PB: 0<br>SB: 1<br>CS: 1      | PA: 33                                |                                       |             |
| <b>PITCHER</b>   | IP<br>WLS<br>BF<br>H<br>R<br>ER<br>SO | IP<br>WLS<br>BF<br>H<br>R<br>ER<br>SO | IP<br>WLS<br>BF<br>H<br>R<br>ER<br>SO | IP<br>WLS<br>BF<br>H<br>R<br>ER<br>SO | IP<br>WLS<br>BF<br>H<br>R<br>ER<br>SO | IP<br>WLS<br>BF<br>H<br>R<br>ER<br>SO | IP<br>WLS<br>BF<br>H<br>R<br>ER<br>SO | IP<br>WLS<br>BF<br>H<br>R<br>ER<br>SO | IP<br>WLS<br>BF<br>H<br>R<br>ER<br>SO | IP<br>WLS<br>BF<br>H<br>R<br>ER<br>SO | IP<br>WLS<br>BF<br>H<br>R<br>ER<br>SO | IP<br>WLS<br>BF<br>H<br>R<br>ER<br>SO | IP<br>WLS<br>BF<br>H<br>R<br>ER<br>SO | IP<br>WLS<br>BF<br>H<br>R<br>ER<br>SO | IP<br>WLS<br>BF<br>H<br>R<br>ER<br>SO | IP<br>WLS<br>BF<br>H<br>R<br>ER<br>SO | IP<br>WLS<br>BF<br>H<br>R<br>ER<br>SO |             |
| <b>Jon Matlack, L</b><br>ERA: 4.12 (1, 1)                        | 6.0<br>L                              | 25<br>L                               | 7<br>4                                | 4<br>4                                | 4<br>4                                | 5<br>5                                | 0<br>0                                | 0<br>0                                | 1<br>1                                | 0<br>0                                | 0<br>0                                | 0<br>0                                | 0<br>0                                | 0<br>0                                | 8<br>9                                | 0.00<br>0.500                         | ERA<br>WHIP                           |             |
| <b>Tug McGraw, L</b><br>ERA: 4.78 (7, 1)                         | 2.0                                   | 7                                     | 1                                     | 0                                     | 0                                     | 1                                     | 0                                     | 0                                     | 1                                     | 0                                     | 0                                     | 0                                     | 0                                     | 0                                     | 0                                     | 0                                     | 0.00<br>0.500                         | ERA<br>WHIP |

**BOTTOM**

**New York Mets @ Philadelphia Phillies**  
Veterans Stadium, Philadelphia, PA  
Wed Jun 20 1973, 7:05 PM EDT  
Att. 24,302 - Unknown

[livebaseballscorecards.com](http://livebaseballscorecards.com)

|            |           |
|------------|-----------|
| <b>AB</b>  | <b>29</b> |
| <b>R</b>   | <b>4</b>  |
| <b>H</b>   | <b>8</b>  |
| <b>RBI</b> | <b>4</b>  |
| <b>BB</b>  | <b>0</b>  |
| <b>SO</b>  | <b>6</b>  |
| <b>LOB</b> | <b>8</b>  |



| Batter   | 1  | 2   | 3   | 4   | 5   | 6   | 7   | 8   | 9   | AB R H RBI BB SO LOB   | TOP  |
|--|--|---|---|---|---|---|---|---|---|--|--|
| <b>Willie Mays, R</b> (1, 8)<br><small>OBP: 0.256, SLG: 0.243</small><br><b>Jim Gosger, L</b> (8, 7)<br><small>OBP: 0.298, SLG: 0.263</small>  | 4-0<br>  |   | 0-0<br>   |   | 0-0<br>   |   |   | 4-0<br>   |   | 2 0 1 0 2 0 1<br>0 0 0 0 0 0 0                                   | <b>New York Mets @ Pittsburgh Pirates</b><br>Three Rivers Stadium, Pittsburgh, PA<br>Thu Jun 21 1973, 7:05 PM EDT<br>Att: 10,099 - Unknown |
| <b>Felix Millan, R</b> (1, 4)<br><small>OBP: 0.311, SLG: 0.359</small>   | 0-0<br>  |   | 0-0<br>   |   | 0-0<br>   |   |   | 0-0<br>   |   | 4 0 0 0 0 0 4  |  |
| <b>Rusty Staub, L</b> (1, 9)<br><small>OBP: 0.364, SLG: 0.422</small>  | 0-0<br>  |   |   | 0-0<br>   |   | 0-3<br>   |   | 0-0<br>   |   | 4 0 1 0 0 1 1  |  |
| <b>John Milner, L</b> (1, 3)<br><small>OBP: 0.338, SLG: 0.425</small>  | 0-3<br>  |   |   | 0-0<br>   |   | 0-0<br>   |   | 0-0<br>   |   | 4 0 0 0 0 1 2  |  |
| <b>Jim Fregosi, R</b> (1, 6)<br><small>OBP: 0.341, SLG: 0.280</small>  |  | 0-0<br>   |   | 0-0<br>   |   | 0-3<br>   |   | 0-3<br>   |   | 4 0 0 0 0 2 0  |  |
| <b>Don Hahn, R</b> (1, 7)<br><small>OBP: 0.348, SLG: 0.435</small> (8, 8)  |  | 0-3<br>   |   | 0-0<br>   |   | 0-0<br>   |   | 0-0<br>   |   | 4 0 2 0 0 1 0  |  |
| <b>Ted Martinez, R</b> (1, 5)<br><small>OBP: 0.268, SLG: 0.241</small>   |  | 0-3<br>   |   | 0-0<br>   |   | 0-0<br>   |   | 0-0<br>   |   | 4 0 0 0 0 1 3  |  |
| <b>Duffy Dyer, R</b> (1, 2)<br><small>OBP: 0.204, SLG: 0.196</small>   |  |   | 0-3<br>   |   | 0-0<br>   |   | 0-0<br>   |   |   | 3 0 1 0 0 1 0  |  |
| <b>Jerry Koosman, R</b> (1, 1)<br><small>OBP: 0.143, SLG: 0.118</small><br><b>Jim Beauchamp, R</b> (8, PH)<br><small>OBP: 0.364, SLG: 0.370</small><br><b>Buzz Capra, R</b> (8, 1)<br><b>Tug McGraw, R</b> (9, 1)<br><small>OBP: 0.167, SLG: 0.167</small> |  |   | 0-3<br>   |   | 0-3<br>   |   |   | 0-0<br>   |   | 2 0 0 0 0 2 1<br>1 1 1 0 0 0 0<br>0 0 0 0 0 0 0<br>0 0 0 0 0 0 0 |  |
| <b>Inning Stats</b>  | R: 0 H: 0<br>E: 0 LOB: 1<br>K: 1 BB: 1<br>S: 5 P: 9  | R: 0 H: 0<br>E: 0 LOB: 0<br>K: 2 BB: 0<br>S: 7 P: 7 | R: 0 H: 1<br>E: 0 LOB: 1<br>K: 2 BB: 0<br>S: 8 P: 8 | R: 0 H: 2<br>E: 1 LOB: 2<br>K: 0 BB: 0<br>S: 5 P: 5 | R: 0 H: 1<br>E: 0 LOB: 1<br>K: 1 BB: 0<br>S: 6 P: 6 | R: 0 H: 0<br>E: 0 LOB: 0<br>K: 2 BB: 0<br>S: 7 P: 7 | R: 0 H: 0<br>E: 0 LOB: 0<br>K: 0 BB: 0<br>S: 3 P: 3 | R: 1 H: 1<br>E: 0 LOB: 0<br>K: 0 BB: 1<br>S: 3 P: 7 | R: 0 H: 1<br>E: 0 LOB: 1<br>K: 1 BB: 0<br>S: 6 P: 6 | 1B: 4 SF: 0<br>2B: 1 SAC: 0<br>3B: 1 DP: 2<br>HR: 0 HBP: 0       |  |
| <b>PITCHER</b><br><b>Luke Walker, L</b> (1, 1)<br><small>ERA: 3.75</small>   | IP WLS BF H R ER SO BB IBB HBP BLK WP HR S P ERA WHIP<br>9.0 W 34 6 1 1 9 2 0 0 0 0 0 0 50 58 1.00 0.889 |   |   |   |   |   |   |   |   |  |  |

livebaseballscorecards.com

|            |           |
|------------|-----------|
| <b>AB</b>  | <b>32</b> |
| <b>R</b>   | <b>1</b>  |
| <b>H</b>   | <b>6</b>  |
| <b>RBI</b> | <b>0</b>  |
| <b>BB</b>  | <b>2</b>  |
| <b>SO</b>  | <b>9</b>  |
| <b>LOB</b> | <b>12</b> |



| Batter   | 1                     | 2          | 3                    | 4          | 5         | 6         | 7                | 8          | 9                                     | AB R H RBI BB SO LOB |
|--|-----------------------|------------|----------------------|------------|-----------|-----------|------------------|------------|---------------------------------------|----------------------|
| Gene Clines, R<br>OBP: 0.344, SLG: 0.385 (1, 9)      | 0-0<br>G6-4-3<br>1B   |            | 0-0<br>L4-6-3<br>1-2 |            |           | 0-3<br>K  |                  |            | 4-0<br>1B WP<br>FC4-2-9-6<br>BB       | 3 0 1 0 1 1 1        |
| Dave Cash, R<br>OBP: 0.347, SLG: 0.396 (1, 4)        | 0-0<br>G6-4-3<br>1-2f |            |                      | 0-0<br>G3  |           |           | 0-0<br>5-3       |            | 0-0<br>1-3<br>FC4-2-9-6<br>1B         | 4 1 1 0 0 0 1        |
| Al Oliver, L<br>OBP: 0.311, SLG: 0.438 (1, 8)        | 0-0<br>1B             |            |                      | 0-0<br>1-3 |           |           | 0-0<br>2B<br>1B  |            | 4-0<br>1-2<br>FC4-2-9-6<br>1B         | 3 1 2 0 1 0 0        |
| Bob Robertson, R<br>OBP: 0.365, SLG: 0.438 (1, 3)    | 0-0<br>F8             |            |                      | 0-0<br>F9  |           |           | 0-3<br>K         |            | 0-0<br>FC4-2-9-6<br>1-2<br>2-H<br>3-H | 4 0 0 0 0 1 4        |
| Manny Sanguillen, R<br>OBP: 0.300, SLG: 0.468 (1, 2) |                       | 0-0<br>F2  |                      |            | 0-0<br>P6 |           | 0-0<br>1-H<br>2B |            |                                       | 3 0 1 1 0 0 0        |
| Richie Zisk, R<br>OBP: 0.208, SLG: 0.244 (1, 7)      |                       | 0-0<br>F9  |                      |            | 0-3<br>K  |           | 0-3<br>K         |            |                                       | 3 0 0 0 0 2 1        |
| Richie Hebner, L<br>OBP: 0.365, SLG: 0.465 (1, 5)    |                       | 0-0<br>6-3 |                      |            | 0-0<br>P4 |           |                  | 0-0<br>G3  |                                       | 3 0 0 0 0 0 0        |
| Rennie Stennett, R<br>OBP: 0.247, SLG: 0.366 (1, 6)  |                       |            | 0-0<br>L4-6-3<br>1B  |            |           | 0-0<br>P6 |                  | 0-0<br>5-3 |                                       | 3 0 1 0 0 0 0        |
| Luke Walker, L<br>OBP: 0.118, SLG: 0.118 (1, 1)      |                       |            | 0-3<br>K             |            |           | 0-3<br>K  |                  | 0-3<br>K   |                                       | 3 0 0 0 0 3 1        |

| Inning Stats                         | R: 0<br>E: 0<br>K: 0<br>S: 4 | H: 2<br>LOB: 1<br>BB: 0<br>P: 4 | R: 0<br>E: 0<br>K: 0<br>S: 3 | H: 0<br>LOB: 0<br>BB: 0<br>P: 3 | R: 0<br>E: 0<br>K: 1<br>S: 5 | H: 1<br>LOB: 0<br>BB: 0<br>P: 5 | R: 0<br>E: 0<br>K: 0<br>S: 3 | H: 0<br>LOB: 0<br>BB: 0<br>P: 3 | R: 0<br>E: 0<br>K: 1<br>S: 5 | H: 0<br>LOB: 0<br>BB: 0<br>P: 5 | R: 0<br>E: 0<br>K: 2<br>S: 7 | H: 0<br>LOB: 0<br>BB: 0<br>P: 7 | R: 1<br>E: 0<br>K: 2<br>S: 9 | H: 2<br>LOB: 1<br>BB: 0<br>P: 9 | R: 0<br>E: 0<br>K: 1<br>S: 5 | H: 0<br>LOB: 0<br>BB: 0<br>P: 5 | R: 1<br>E: 0<br>K: 0<br>S: 2 | H: 1<br>LOB: 1<br>BB: 2<br>P: 10 | 1B: 5<br>2B: 2<br>3B: 0<br>HR: 0 | SF: 0<br>SAC: 0<br>DP: 3<br>HBP: 0 | WP: 1<br>PB: 0<br>SB: 0<br>CS: 0 | PA: 31 |  |
|--------------------------------------|------------------------------|---------------------------------|------------------------------|---------------------------------|------------------------------|---------------------------------|------------------------------|---------------------------------|------------------------------|---------------------------------|------------------------------|---------------------------------|------------------------------|---------------------------------|------------------------------|---------------------------------|------------------------------|----------------------------------|----------------------------------|------------------------------------|----------------------------------|--------|--|
| PITCHER                              | IP                           | WLS                             | BF                           | H                               | R                            | ER                              | SO                           | BB                              | IBB                          | HBP                             | BLK                          | WP                              | HR                           | S                               | P                            | ERA                             | WHIP                         |                                  |                                  |                                    |                                  |        |  |
| Jerry Koosman, L<br>ERA: 2.54 (1, 1) | 7.0                          |                                 | 24                           | 5                               | 1                            | 1                               | 6                            | 0                               | 0                            | 0                               | 0                            | 0                               | 0                            | 36                              | 36                           | 1.29                            | 0.714                        |                                  |                                  |                                    |                                  |        |  |
| Buzz Capra, R<br>ERA: 4.76 (8, 1)    | 1.0                          | L                               | 6                            | 1                               | 1                            | 1                               | 1                            | 1                               | 1                            | 0                               | 0                            | 1                               | 0                            | 6                               | 14                           | 9.00                            | 2.000                        |                                  |                                  |                                    |                                  |        |  |
| Tug McGraw, L<br>ERA: 4.7 (9, 1)     | 0.2                          |                                 | 1                            | 0                               | 0                            | 0                               | 0                            | 0                               | 0                            | 0                               | 0                            | 0                               | 0                            | 1                               | 1                            | 0.00                            | 0.000                        |                                  |                                  |                                    |                                  |        |  |

BOTTOM

New York Mets @ Pittsburgh Pirates  
Three Rivers Stadium, Pittsburgh, PA

Thu Jun 21 1973, 7:05 PM EDT  
Att. 10,099 - Unknown

livebaseballscorecards.com

|     |    |
|-----|----|
| AB  | 29 |
| R   | 2  |
| H   | 6  |
| RBI | 1  |
| BB  | 2  |
| SO  | 7  |
| LOB | 8  |



| Batter  | 1   | 2                                    | 3                             | 4                                | 5                            | 6                               | 7                            | 8                               | 9                              | AB R H RBI BB SO LOB            | TOP                          |                                 |                              |                                 |                              |                                 |                                  |                                    |                                  |        |
|---|---|--------------------------------------|-------------------------------|----------------------------------|------------------------------|---------------------------------|------------------------------|---------------------------------|--------------------------------|---------------------------------|------------------------------|---------------------------------|------------------------------|---------------------------------|------------------------------|---------------------------------|----------------------------------|------------------------------------|----------------------------------|--------|
| <b>Willie Mays, R</b> (1, 8) X<br>OBP: 0.253, SLG: 0.253<br><b>Don Hahn, R</b> (9, 8)<br>OBP: 0.348, SLG: 0.435                       | 0-0<br>6-3  | 0-0<br>HR<br>2B<br>1-H<br>2-H<br>3-H |                               | 0-0<br>F8                        |                              | 0-0<br>G6-4-3<br>1-2f           |                              | 0-0<br>P4                       | 5 1 1 3 0 0 1<br>0 0 0 0 0 0 0 |                                 |                              |                                 |                              |                                 |                              |                                 |                                  |                                    |                                  |        |
| <b>Felix Millan, R</b> (1, 4) S<br>OBP: 0.309, SLG: 0.356   | 0-3<br>K  | 0-0<br>P4                            |                               | 0-0<br>G4-6-3<br>1B              |                              | 0-0<br>6-3                      |                              | 0-0<br>5-3                      | 5 0 1 0 0 1 1                  |                                 |                              |                                 |                              |                                 |                              |                                 |                                  |                                    |                                  |        |
| <b>Rusty Staub, L</b> (1, 9) X<br>OBP: 0.366, SLG: 0.426  | 0-0<br>1B<br>2B                                       | 0-0<br>F8                            |                               | 0-0<br>G4-6-3<br>1-2f            |                              | 4-0<br>4-3<br>BB                |                              |                                 | 3 0 1 0 1 0 2                  |                                 |                              |                                 |                              |                                 |                              |                                 |                                  |                                    |                                  |        |
| <b>John Milner, L</b> (1, 3) X<br>OBP: 0.348, SLG: 0.457  | 0-0<br>BB<br>1B<br>2-3                                | 0-0<br>HR                            |                               | 0-0<br>BB<br>1B                  |                              | 0-0<br>4-3                      |                              | 1-2                             | 4 1 3 2 0 0 1                  |                                 |                              |                                 |                              |                                 |                              |                                 |                                  |                                    |                                  |        |
| <b>Ed Kranepool, L</b> (1, 7) B<br>OBP: 0.310, SLG: 0.361<br><b>Jim Gosger, L</b> (9, 7) B<br>OBP: 0.298, SLG: 0.263                  | 4-0<br>1-2<br>BB                                      | 0-0<br>1B                            |                               | 0-0<br>F7                        |                              | 0-0<br>P5                       |                              |                                 | 3 0 1 0 1 0 2<br>0 0 0 0 0 0 0 |                                 |                              |                                 |                              |                                 |                              |                                 |                                  |                                    |                                  |        |
| <b>Wayne Garrett, L</b> (1, 5) X<br>OBP: 0.323, SLG: 0.347  | 0-0<br>P6   | 0-3<br>K                             |                               | 4-0<br>1-2<br>BB<br>G4-6-3       |                              | 0-0<br>F8                       |                              |                                 | 3 0 0 0 1 1 4                  |                                 |                              |                                 |                              |                                 |                              |                                 |                                  |                                    |                                  |        |
| <b>Jim Fregosi, R</b> (1, 6) X<br>OBP: 0.346, SLG: 0.288  |   | 0-0<br>1B<br>2B<br>1B                | 0-0<br>G3                     |                                  | 0-0<br>G4-6-3<br>1-2f        |                                 | 0-0<br>G1-4-3<br>1B          |                                 | 4 1 2 0 0 0 2                  |                                 |                              |                                 |                              |                                 |                              |                                 |                                  |                                    |                                  |        |
| <b>Ron Hodges, L</b> (1, 2) B<br>OBP: 0.300, SLG: 0.444   |   | 4-0<br>1-2<br>1B<br>2B<br>BB         | 0-0<br>5-3                    |                                  | 0-0<br>G6-4-3<br>1B          |                                 | 0-0<br>G1-4-3<br>1-2f        |                                 | 3 1 1 0 1 0 1                  |                                 |                              |                                 |                              |                                 |                              |                                 |                                  |                                    |                                  |        |
| <b>George Stone, L</b> (1, 1) X<br>OBP: 0.429, SLG: 0.429   |   | 0-0<br>1-2<br>2-3<br>2B<br>1B        | 0-3<br>K                      |                                  | 0-3<br>K                     |                                 |                              | 0-3<br>K                        | 4 1 1 0 0 3 1                  |                                 |                              |                                 |                              |                                 |                              |                                 |                                  |                                    |                                  |        |
| <b>Inning Stats</b>   | R: 0<br>E: 0<br>K: 1<br>S: 7                          | H: 2<br>LOB: 3<br>BB: 1<br>P: 11     | R: 5<br>E: 0<br>K: 1<br>S: 10 | H: 5<br>LOB: 1<br>BB: 1<br>P: 14 | R: 0<br>E: 0<br>K: 1<br>S: 5 | H: 0<br>LOB: 0<br>BB: 0<br>P: 5 | R: 0<br>E: 0<br>K: 0<br>S: 3 | H: 1<br>LOB: 0<br>BB: 0<br>P: 3 | R: 0<br>E: 0<br>K: 1<br>S: 5   | H: 1<br>LOB: 0<br>BB: 0<br>P: 5 | R: 0<br>E: 0<br>K: 0<br>S: 3 | H: 0<br>LOB: 1<br>BB: 1<br>P: 7 | R: 0<br>E: 0<br>K: 0<br>S: 3 | H: 1<br>LOB: 0<br>BB: 0<br>P: 3 | R: 0<br>E: 0<br>K: 1<br>S: 5 | H: 0<br>LOB: 0<br>BB: 0<br>P: 5 | 1B: 8<br>2B: 2<br>3B: 0<br>HR: 1 | SF: 0<br>SAC: 0<br>DP: 4<br>HBP: 0 | WP: 0<br>PB: 0<br>SB: 0<br>CS: 0 | PA: 38 |
| <b>PITCHER</b>  | IP WLS BF H R ER SO BB IBB HBP BLK WP HR S P ERA WHIP |                                      |                               |                                  |                              |                                 |                              |                                 |                                |                                 |                              |                                 |                              |                                 |                              |                                 |                                  |                                    |                                  |        |
| <b>Steve Blass, R</b> (1, 1)<br>ERA: 9.51<br><b>Jim Rooker, L</b> (2, 1)<br>ERA: 2.93<br><b>Ramon Hernandez, L</b> (8, 1)<br>ERA: 3.0 | 1.2 L 14 7 5 5 1 2 0 0 0 0 0 1 14 22 27.00 5.400      |                                      |                               |                                  |                              |                                 |                              |                                 |                                |                                 |                              |                                 |                              |                                 |                              |                                 |                                  |                                    |                                  |        |
|   | 5.1 18 3 0 0 3 2 0 0 0 0 0 0 22 30 0.00 0.938         |                                      |                               |                                  |                              |                                 |                              |                                 |                                |                                 |                              |                                 |                              |                                 |                              |                                 |                                  |                                    |                                  |        |
|   | 2.0 6 1 0 0 1 0 0 0 0 0 0 0 8 8 0.00 0.500            |                                      |                               |                                  |                              |                                 |                              |                                 |                                |                                 |                              |                                 |                              |                                 |                              |                                 |                                  |                                    |                                  |        |

**New York Mets @ Pittsburgh Pirates**  
 Three Rivers Stadium, Pittsburgh, PA

Fri Jun 22 1973, 7:05 PM EDT  
 Att. 21,129 - Unknown

livebaseballscorecards.com

|            |    |
|------------|----|
| <b>AB</b>  | 34 |
| <b>R</b>   | 5  |
| <b>H</b>   | 11 |
| <b>RBI</b> | 5  |
| <b>BB</b>  | 4  |
| <b>SO</b>  | 5  |
| <b>LOB</b> | 15 |



| Batter   | 1       | 2                  | 3      | 4        | 5       | 6      | 7       | 8         | 9      | AB R H RBI BB SO LOB |
|--|---------|--------------------|--------|----------|---------|--------|---------|-----------|--------|----------------------|
| Gene Clines, R (1, 9)<br>OBP: 0.356, SLG: 0.400      | 0-0 F8  | 0-0 2B             |        | 0-0 L5-3 |         |        | 4-0 BB  |           | 0-0 1B | 4 0 2 3 1 0 1        |
| Dave Cash, R (1, 4)<br>OBP: 0.339, SLG: 0.387        | 0-0 6-3 | 0-0 5-3            |        |          | 0-0 6-3 |        | 0-0 P4  |           | 0-0 P4 | 5 0 0 0 0 0 3        |
| Al Oliver, L (1, 8)<br>OBP: 0.314, SLG: 0.447        | 0-0 2B  |                    | 0-0 2B |          | 0-0 F8  |        | 0-3 K   |           |        | 4 0 2 0 0 1 1        |
| Bob Robertson, R (1, 3)<br>OBP: 0.363, SLG: 0.435    | 0-0 6-3 |                    | 0-3 K  |          | 0-0 1B  |        |         | 0-3 K     |        | 4 0 1 0 0 2 2        |
| Manny Sanguillen, R (1, 2)<br>OBP: 0.296, SLG: 0.461 |         | 0-0 4-3            | 0-0 F7 |          | 0-0 F7  |        |         | 0-0 5-3   |        | 4 0 0 0 0 0 2        |
| Richie Zisk, R (1, 7)<br>OBP: 0.212, SLG: 0.306      |         | 0-0 HR             | 0-3 K  |          |         | 0-0 F8 |         | 0-0 F9    |        | 4 1 1 1 0 1 1        |
| Richie Hebner, L (1, 5)<br>OBP: 0.363, SLG: 0.458    |         | 4-0 SH5-4 1B 2B BB |        | 0-0 G3   |         | 0-0 G3 |         | 0-0 3-1   |        | 3 1 0 0 1 0 0        |
| Rennie Stennett, R (1, 6)<br>OBP: 0.253, SLG: 0.376  |         | 0-0 SH5-4 2B 1B    |        | 0-0 2B   |         | 0-0 F9 |         | 0-0 E6 1B |        | 4 2 2 0 0 0 0        |
| Steve Blass, R (1, 1)<br>OBP: 0.421, SLG: 0.474      |         | 0-0 SH5-4          |        | 0-3 K    |         |        | 0-0 5-3 |           | 0-3 K  | 0 0 0 0 0 0 0        |
| Jim Rooker, R (2, 1)                                 |         |                    |        |          |         |        |         |           |        | 1 0 0 0 0 1 1        |
| Gene Alley, R (7, PH)<br>OBP: 0.302, SLG: 0.342      |         |                    |        |          |         |        |         |           |        | 1 0 0 0 0 0 0        |
| Ramon Hernandez, S (8, 1)                            |         |                    |        |          |         |        |         |           |        | 0 0 0 0 0 0 0        |
| Willie Stargell, L (9, PH)<br>OBP: 0.392, SLG: 0.663 |         | 1-2 2-3            |        |          |         |        |         |           |        | 1 0 0 0 0 1 1        |


| Inning Stats | R: 0<br>E: 0<br>K: 0<br>S: 4 | H: 1<br>LOB: 1<br>BB: 0<br>P: 4 | R: 3<br>E: 0<br>K: 0<br>S: 6 | H: 3<br>LOB: 1<br>BB: 1<br>P: 10 | R: 0<br>E: 0<br>K: 2<br>S: 8 | H: 1<br>LOB: 1<br>BB: 0<br>P: 8 | R: 0<br>E: 0<br>K: 1<br>S: 6 | H: 1<br>LOB: 1<br>BB: 0<br>P: 6 | R: 0<br>E: 0<br>K: 0<br>S: 4 | H: 0<br>LOB: 0<br>BB: 0<br>P: 3 | R: 0<br>E: 0<br>K: 1<br>S: 5 | H: 0<br>LOB: 1<br>BB: 1<br>P: 9 | R: 0<br>E: 0<br>K: 1<br>S: 5 | H: 0<br>LOB: 0<br>BB: 0<br>P: 5 | R: 1<br>E: 1<br>K: 1<br>S: 7 | H: 1<br>LOB: 1<br>BB: 0<br>P: 7 | 1B: 3<br>2B: 4<br>3B: 0<br>HR: 1 | SF: 0<br>SAC: 1<br>DP: 0<br>HBP: 0 | WP: 0<br>PB: 0<br>SB: 0<br>CS: 0 | PA: 38 |
|--------------|------------------------------|---------------------------------|------------------------------|----------------------------------|------------------------------|---------------------------------|------------------------------|---------------------------------|------------------------------|---------------------------------|------------------------------|---------------------------------|------------------------------|---------------------------------|------------------------------|---------------------------------|----------------------------------|------------------------------------|----------------------------------|--------|
|--------------|------------------------------|---------------------------------|------------------------------|----------------------------------|------------------------------|---------------------------------|------------------------------|---------------------------------|------------------------------|---------------------------------|------------------------------|---------------------------------|------------------------------|---------------------------------|------------------------------|---------------------------------|----------------------------------|------------------------------------|----------------------------------|--------|

| PITCHER                             | IP  | WLS | BF | H | R | ER | SO | BB | IBB | HBP | BLK | WP | HR | S  | P  | ERA  | WHIP  |
|-------------------------------------|-----|-----|----|---|---|----|----|----|-----|-----|-----|----|----|----|----|------|-------|
| George Stone, L (1, 1)<br>ERA: 2.08 | 9.0 | W   | 38 | 8 | 4 | 3  | 6  | 2  | 0   | 0   | 0   | 0  | 1  | 48 | 56 | 3.00 | 1.111 |

**BOTTOM**

**New York Mets @ Pittsburgh Pirates**  
 Three Rivers Stadium, Pittsburgh, PA  
 Fri Jun 22 1973, 7:05 PM EDT  
 Att. 21,129 - Unknown

|            |           |
|------------|-----------|
| <b>AB</b>  | <b>35</b> |
| <b>R</b>   | <b>4</b>  |
| <b>H</b>   | <b>8</b>  |
| <b>RBI</b> | <b>4</b>  |
| <b>BB</b>  | <b>2</b>  |
| <b>SO</b>  | <b>6</b>  |
| <b>LOB</b> | <b>12</b> |



livebaseballscores.com



**BOTTOM**

**New York Mets @ Pittsburgh Pirates**  
**Three Rivers Stadium, Pittsburgh, PA**

Sat Jun 23 1973, 7:05 PM EDT  
 Att. 24,337 - Unknown

[livebaseballscorecards.com](http://livebaseballscorecards.com)

|            |           |
|------------|-----------|
| <b>AB</b>  | <b>39</b> |
| <b>R</b>   | <b>3</b>  |
| <b>H</b>   | <b>10</b> |
| <b>RBI</b> | <b>3</b>  |
| <b>BB</b>  | <b>2</b>  |
| <b>SO</b>  | <b>3</b>  |
| <b>LOB</b> | <b>15</b> |



|     |   |     |    |
|-----|---|-----|----|
| WP: | 1 | PA: | 41 |
| FB: | 0 |     |    |
| SB: | 0 |     |    |
| CS: | 0 |     |    |

AB R H RBI BB SO LOB

|   |   |   |   |   |   |   |
|---|---|---|---|---|---|---|
| 5 | 1 | 2 | 0 | 0 | 0 | 1 |
| 5 | 1 | 2 | 0 | 0 | 0 | 2 |
| 5 | 0 | 0 | 0 | 0 | 2 | 4 |
| 4 | 0 | 1 | 1 | 1 | 1 | 1 |
| 5 | 0 | 1 | 1 | 0 | 0 | 2 |
| 4 | 1 | 2 | 0 | 0 | 0 | 0 |
| 3 | 0 | 0 | 0 | 1 | 0 | 1 |
| 4 | 0 | 0 | 0 | 0 | 0 | 3 |
| 2 | 0 | 1 | 0 | 0 | 0 | 1 |
| 1 | 0 | 1 | 1 | 0 | 0 | 0 |
| 0 | 0 | 0 | 0 | 0 | 0 | 0 |
| 0 | 0 | 0 | 0 | 0 | 0 | 0 |
| 1 | 0 | 0 | 0 | 0 | 0 | 0 |

| Batter   | 1   | 2  | 3         | 4   | 5                    | 6         | 7         | 8   | 9 | 10                      |
|--|-----|----|-----------|-----|----------------------|-----------|-----------|-----|---|-------------------------|
| Gene Clines, R (1, 9)<br>OBP: 0.358, SLG: 0.400      | F8  |    | 1-2<br>1B |     |                      | L1-3      | F8        |     |   | 1B<br>1B                |
| Dave Cash, R (1, 4)<br>OBP: 0.341, SLG: 0.387        | 6-3 |    | F7        |     |                      | E5<br>2B  |           | 1B  |   | 1B<br>1B                |
| Al Oliver, L (1, 8)<br>OBP: 0.308, SLG: 0.438        | 5-3 |    |           | 4-3 |                      | K         |           | K   |   | L8                      |
| Willie Stargell, L (1, 7)<br>OBP: 0.392, SLG: 0.660  |     | F8 |           | F7  |                      | 1-H<br>2B |           | K   |   | 1B<br>1B                |
| Manny Sanguillen, R (1, 2)<br>OBP: 0.294, SLG: 0.456 | P4  |    |           | 5-3 |                      | P4        |           | P4  |   | 1-2<br>2-3<br>3-H<br>1B |
| Richie Hebner, L (1, 5)<br>OBP: 0.365, SLG: 0.464    | L6  |    |           |     | G6-4-3<br>1B         | 4-3<br>1B |           | F8  |   |                         |
| Bob Robertson, R (1, 3)<br>OBP: 0.361, SLG: 0.429    |     |    | 6-3       |     | 4-0<br>1-2<br>BB     | F8        |           | 5-3 |   |                         |
| Rennie Stennett, R (1, 6)<br>OBP: 0.247, SLG: 0.366  |     |    | 5-3       |     | G6-4-3<br>1-2<br>2-3 | 4-3       |           | F8  |   |                         |
| Dock Ellis, S (1, 1)<br>OBP: 0.139, SLG: 0.114       |     |    |           |     | 4-3                  |           | 3-H<br>1B |     |   |                         |
| Milt May, L (7, PH)<br>OBP: 0.357, SLG: 0.417        |     |    |           |     |                      |           |           |     |   | 6-3                     |
| Steve Blass, R (7, PR)<br>OBP: 0.421, SLG: 0.474     |     |    |           |     |                      |           |           |     |   |                         |
| Ramon Hernandez, S (8, 1)                            |     |    |           |     |                      |           |           |     |   |                         |
| Vic Davalillo, L (10, PH)<br>OBP: 0.192, SLG: 0.240  |     |    |           |     |                      |           |           |     |   |                         |

| Inning Stats | R: 0 | H: 0 | E: 0 | K: 0 | S: 3 | R: 0 | H: 0 | E: 0 | K: 0 | S: 3 | R: 0 | H: 2 | E: 0 | K: 0 | S: 5 | R: 0 | H: 0 | E: 0 | K: 0 | S: 3 | R: 0 | H: 1 | E: 0 | K: 0 | S: 3 | R: 1 | H: 1 | E: 0 | K: 1 | S: 7 | R: 1 | H: 2 | E: 0 | K: 0 | S: 5 | R: 0 | H: 1 | E: 0 | K: 2 | S: 8 | R: 0 | H: 0 | E: 0 | K: 0 | S: 3 | R: 1 | H: 3 | E: 0 | K: 0 | S: 5 | 1B: 8 | SF: 0 | 2B: 2 | SAC: 0 | 3B: 0 | DP: 1 | HR: 0 | HBP: 0 |
|--------------|------|------|------|------|------|------|------|------|------|------|------|------|------|------|------|------|------|------|------|------|------|------|------|------|------|------|------|------|------|------|------|------|------|------|------|------|------|------|------|------|------|------|------|------|------|------|------|------|------|------|-------|-------|-------|--------|-------|-------|-------|--------|
|--------------|------|------|------|------|------|------|------|------|------|------|------|------|------|------|------|------|------|------|------|------|------|------|------|------|------|------|------|------|------|------|------|------|------|------|------|------|------|------|------|------|------|------|------|------|------|------|------|------|------|------|-------|-------|-------|--------|-------|-------|-------|--------|

| PITCHER                              | IP  | WLS | BF | H | R | ER | SO | BB | IBB | HBP | BLK | WP | HR | S  | P  | ERA  | WHIP  |
|--------------------------------------|-----|-----|----|---|---|----|----|----|-----|-----|-----|----|----|----|----|------|-------|
| Jim McAndrew, R (1, 1)<br>ERA: 5.01  | 6.2 |     | 26 | 5 | 2 | 1  | 1  | 1  | 0   | 0   | 0   | 1  | 0  | 27 | 31 | 1.35 | 0.900 |
| Tug McGraw, L (7, 1)<br>ERA: 4.54    | 1.1 |     | 6  | 2 | 0 | 0  | 2  | 0  | 0   | 0   | 0   | 0  | 0  | 10 | 10 | 0.00 | 1.500 |
| Phil Hennigan, R (9, 1)<br>ERA: 3.58 | 1.2 | L   | 9  | 3 | 1 | 1  | 0  | 0  | 1   | 0   | 0   | 0  | 0  | 8  | 12 | 5.40 | 1.800 |

| Batter  | 1   | 2  | 3  | 4                               | 5                            | 6                                | 7                            | 8                               | 9                            | AB R H RBI BB SO LOB                            | TOP                          |                                 |                              |                                 |                              |                                  |                              |                                 |                                  |                                    |                                  |        |  |
|---|---|--|--|---------------------------------|------------------------------|----------------------------------|------------------------------|---------------------------------|------------------------------|---|------------------------------|---------------------------------|------------------------------|---------------------------------|------------------------------|----------------------------------|------------------------------|---------------------------------|----------------------------------|------------------------------------|----------------------------------|--------|--|
| <b>Willie Mays, R</b> (1, 8) X<br>OBP: 0.260, SLG: 0.253<br><b>Don Hahn, R</b> (8, PR)<br>OBP: 0.375, SLG: 0.458 (8, 8)   | 0-0 P3  | 0-0 F8                                     |  | 0-0 P4                          | 0-0 F3                       |                                  |                              | 4-0 BB                          |                              | 4 0 0 0 1 0 3<br>0 0 0 0 0 0 0                  |                              |                                 |                              |                                 |                              |                                  |                              |                                 |                                  |                                    |                                  |        |  |
| <b>Felix Millan, R</b> (1, 4) B B B<br>OBP: 0.306, SLG: 0.350   | 4-0 1B 2B BB  | 0-3 K                                      |  | 0-0 4-3                         | 0-0 5-3                      |                                  |                              | 0-0 F7                          |                              | 4 1 0 0 1 1 2                                   |                              |                                 |                              |                                 |                              |                                  |                              |                                 |                                  |                                    |                                  |        |  |
| <b>Rusty Staub, L</b> (1, 9) X<br>OBP: 0.353, SLG: 0.408  | 0-0 F9  |  |  | 0-0 4-3                         | 0-0 F8                       |                                  |                              | 0-0 F9                          |                              | 5 0 0 0 0 0 1                                   |                              |                                 |                              |                                 |                              |                                  |                              |                                 |                                  |                                    |                                  |        |  |
| <b>John Milner, L</b> (1, 3) X<br>OBP: 0.345, SLG: 0.446  | 0-0 1-2 2B 1B   |  |  | 0-0 2B 1B                       | 0-0 FC3-6 1B                 |                                  |                              | 0-3 K                           |                              | 5 2 3 0 0 2 0                                   |                              |                                 |                              |                                 |                              |                                  |                              |                                 |                                  |                                    |                                  |        |  |
| <b>Ed Kranepool, L</b> (1, 7) X<br>OBP: 0.315, SLG: 0.379<br><b>George Theodore, R</b> (9, PH)<br>OBP: 0.302, SLG: 0.292<br><b>Jim Gosger, L</b> (9, 7)<br>OBP: 0.298, SLG: 0.263 | 0-0 1-H 2-H 2B  |  |  | 0-0 1-H 2B                      | 0-0 FC3-6 1B 1-2 1B          |                                  |                              | 0-0 F8                          |                              | 4 1 2 3 0 0 1<br>1 0 0 0 0 0 0<br>0 0 0 0 0 0 0 |                              |                                 |                              |                                 |                              |                                  |                              |                                 |                                  |                                    |                                  |        |  |
| <b>Wayne Garrett, L</b> (1, 5) B B B<br>OBP: 0.328, SLG: 0.349  | 4-0 BB  |  |  | 0-0 F5                          | 0-0 1B 1-2 FC6 1B            |                                  |                              | 0-0 F2                          |                              | 3 1 1 0 1 0 1                                   |                              |                                 |                              |                                 |                              |                                  |                              |                                 |                                  |                                    |                                  |        |  |
| <b>Ron Hodges, L</b> (1, 2) S S S<br>OBP: 0.383, SLG: 0.458   | 0-3 K   |  |  | 4-0 HBP BB                      | 0-0 FC6 1-3 2-H 1B           |                                  |                              | 0-0 G3                          |                              | 3 0 1 1 1 1 2                                   |                              |                                 |                              |                                 |                              |                                  |                              |                                 |                                  |                                    |                                  |        |  |
| <b>Ted Martinez, R</b> (1, 6) X<br>OBP: 0.272, SLG: 0.248   |   | 0-0 2B                                     |  | 1-0 1-2 HBP                     | 0-0 FC6 2-3 3-H 1B           |                                  |                              | 0-3 K                           |                              | 3 0 1 1 0 1 1                                   |                              |                                 |                              |                                 |                              |                                  |                              |                                 |                                  |                                    |                                  |        |  |
| <b>Tom Seaver, R</b> (1, 1) X<br>OBP: 0.220, SLG: 0.237   |   | 0-3 K                                      |  | 0-0 4-3                         | 0-3 K                        |                                  |                              | 0-3 K                           |                              | 4 0 0 0 0 3 6                                   |                              |                                 |                              |                                 |                              |                                  |                              |                                 |                                  |                                    |                                  |        |  |
| <b>Inning Stats</b>   | R: 2<br>E: 0<br>K: 1<br>S: 7                          | H: 2<br>LOB: 2<br>BB: 2<br>P: 15           | R: 0<br>E: 0<br>K: 2<br>S: 8                 | H: 1<br>LOB: 1<br>BB: 0<br>P: 8 | R: 1<br>E: 0<br>K: 0<br>S: 5 | H: 2<br>LOB: 3<br>BB: 1<br>P: 10 | R: 0<br>E: 0<br>K: 0<br>S: 3 | H: 0<br>LOB: 0<br>BB: 0<br>P: 3 | R: 2<br>E: 0<br>K: 1<br>S: 9 | H: 3<br>LOB: 2<br>BB: 0<br>P: 9                 | R: 0<br>E: 0<br>K: 1<br>S: 5 | H: 0<br>LOB: 0<br>BB: 0<br>P: 5 | R: 0<br>E: 0<br>K: 0<br>S: 3 | H: 0<br>LOB: 0<br>BB: 0<br>P: 3 | R: 0<br>E: 0<br>K: 2<br>S: 7 | H: 0<br>LOB: 1<br>BB: 1<br>P: 11 | R: 0<br>E: 0<br>K: 1<br>S: 5 | H: 0<br>LOB: 0<br>BB: 0<br>P: 5 | 1B: 5<br>2B: 3<br>3B: 0<br>HR: 0 | SF: 0<br>SAC: 0<br>DP: 0<br>HBP: 1 | WP: 0<br>PB: 0<br>SB: 0<br>CS: 0 | PA: 41 |  |
| <b>PITCHER</b>  | IP WLS BF H R ER SO BB IBB HBP BLK WP HR S P ERA WHIP |  |  |                                 |                              |                                  |                              |                                 |                              |   |                              |                                 |                              |                                 |                              |                                  |                              |                                 |                                  |                                    |                                  |        |  |
| <b>Bob Moose, R</b> (1, 1) ERA: 3.74<br><b>Tom Dettore, R</b> (6, 1) ERA: 5.4<br><b>Ramon Hernandez, L</b> (8, 1) ERA: 2.53   | 5.0 L 28 8 5 5 4 3 0 0 0 0 0 0 32 45 9.00 2.200       | 2.0 6 0 0 0 1 0 0 0 0 0 0 0 8 8 0.00 0.000 | 2.0 7 0 0 0 3 1 0 0 0 0 0 0 12 16 0.00 0.500 |                                 |                              |                                  |                              |                                 |                              |   |                              |                                 |                              |                                 |                              |                                  |                              |                                 |                                  |                                    |                                  |        |  |

**New York Mets @ Pittsburgh Pirates**  
 Three Rivers Stadium, Pittsburgh, PA

Sun Jun 24 1973, 3:33 AM EDT  
 Att. 20,984 - Unknown

livebaseballscorecards.com

|            |    |
|------------|----|
| <b>AB</b>  | 36 |
| <b>R</b>   | 5  |
| <b>H</b>   | 8  |
| <b>RBI</b> | 5  |
| <b>BB</b>  | 4  |
| <b>SO</b>  | 8  |
| <b>LOB</b> | 17 |





| Batter   | 1         | 2       | 3       | 4      | 5        | 6              | 7         | 8            | 9      | AB | R | H | RBI | BB | SO | LOB |
|--|-----------|---------|---------|--------|----------|----------------|-----------|--------------|--------|----|---|---|-----|----|----|-----|
| Gene Clines, R<br>OBP: 0.345, SLG: 0.385 (1, 9)        | 0-0 F9    | 0-0 L4  |         |        | 0-0 L4-3 |                | 0-0 FC6-4 |              |        | 4  | 0 | 0 | 0   | 0  | 0  | 2   |
| Dave Cash, R<br>OBP: 0.339, SLG: 0.385 (1, 4)          | 0-0 6-3   |         | 0-0 F9  |        | 0-0 1B   |                | 0-0 F9    |              |        | 4  | 0 | 1 | 0   | 0  | 0  | 1   |
| Al Oliver, L<br>OBP: 0.307, SLG: 0.435 (1, 8)          | 0-0 HR 1B |         | 0-0 4-3 |        | 0-0 F7   |                |           | 0-3 K        |        | 4  | 1 | 1 | 0   | 0  | 1  | 1   |
| Willie Stargell, L<br>OBP: 0.390, SLG: 0.667 (1, 7)    | 0-0 HR    |         | 0-0 F7  |        |          | 0-3 K          |           | 0-3 K        |        | 4  | 1 | 1 | 2   | 0  | 2  | 0   |
| Manny Sanguillen, R<br>OBP: 0.297, SLG: 0.457 (1, 2)   | 0-0 1B    |         |         | 0-0 1B |          | 0-3 K          |           | 0-0 P5       |        | 4  | 0 | 2 | 0   | 0  | 1  | 0   |
| Richie Hebner, L<br>OBP: 0.364, SLG: 0.462 (1, 5)      | 0-0 F8    |         |         | 0-0 P6 |          | 0-0 FC5-4 1B   |           |              | 0-0 F8 | 1  | 0 | 0 | 0   | 0  | 0  | 1   |
| Gene Alley, R<br>OBP: 0.303, SLG: 0.342 (3, 5)         |           |         |         |        |          |                |           |              |        | 3  | 0 | 1 | 0   | 0  | 0  | 1   |
| Bob Robertson, R<br>OBP: 0.355, SLG: 0.421 (1, 3)      |           | 0-0 F9  |         | 0-0 F9 |          | 0-0 FC5-4 1-2f |           |              | 0-0 F8 | 4  | 0 | 0 | 0   | 0  | 0  | 2   |
| Rennie Stennett, R<br>OBP: 0.247, SLG: 0.363 (1, 6)    |           | 0-0 4-3 |         | 0-0 F9 |          |                | 0-0 5-3   |              | 0-0 1B | 4  | 0 | 1 | 0   | 0  | 0  | 1   |
| Bob Moose, R<br>OBP: 0.171, SLG: 0.094 (1, 1)          |           | 4-0 BB  |         |        | 0-3 K    |                |           | 0-0 FC6-4 1B |        | 0  | 0 | 0 | 0   | 1  | 0  | 0   |
| Fernando Gonzalez, R<br>OBP: 0.207, SLG: 0.310 (5, PH) |           |         |         |        |          |                |           |              |        | 1  | 0 | 0 | 0   | 0  | 1  | 0   |
| Tom Dettore, L<br>OBP: 0.207, SLG: 0.310 (6, 1)        |           |         |         |        |          |                |           |              |        | 0  | 0 | 0 | 0   | 0  | 0  | 0   |
| Vic Davalillo, L<br>OBP: 0.208, SLG: 0.255 (7, PH)     |           |         |         |        |          |                |           |              |        | 1  | 0 | 1 | 0   | 0  | 0  | 0   |
| Ramon Hernandez, S<br>OBP: 0.208, SLG: 0.255 (8, 1)    |           |         |         |        |          |                |           |              |        | 0  | 0 | 0 | 0   | 0  | 0  | 0   |
| Milt May, L<br>OBP: 0.355, SLG: 0.415 (9, PH)          |           |         |         |        |          |                |           |              |        | 1  | 0 | 0 | 0   | 0  | 1  | 1   |

| Inning Stats | R: 2 | H: 3 | E: 0 | LOB: 1 | K: 0 | BB: 0 | S: 6 | P: 6 | R: 0 | H: 0 | E: 0 | LOB: 1 | K: 0 | BB: 0 | S: 3 | P: 7 | R: 0 | H: 1 | E: 0 | LOB: 1 | K: 1 | BB: 0 | S: 6 | P: 6 | R: 0 | H: 1 | E: 0 | LOB: 1 | K: 2 | BB: 0 | S: 8 | P: 8 | R: 0 | H: 1 | E: 0 | LOB: 1 | K: 0 | BB: 0 | S: 4 | P: 4 | R: 0 | H: 0 | E: 0 | LOB: 0 | K: 2 | BB: 0 | S: 7 | P: 7 | R: 0 | H: 1 | E: 0 | LOB: 1 | K: 1 | BB: 0 | S: 6 | P: 6 | 1B: 7 | SF: 0 | 2B: 0 | SAC: 0 | 3B: 0 | DP: 0 | HR: 1 | HBP: 0 | WP: 0 | PA: 36 |
|--------------|------|------|------|--------|------|-------|------|------|------|------|------|--------|------|-------|------|------|------|------|------|--------|------|-------|------|------|------|------|------|--------|------|-------|------|------|------|------|------|--------|------|-------|------|------|------|------|------|--------|------|-------|------|------|------|------|------|--------|------|-------|------|------|-------|-------|-------|--------|-------|-------|-------|--------|-------|--------|
|--------------|------|------|------|--------|------|-------|------|------|------|------|------|--------|------|-------|------|------|------|------|------|--------|------|-------|------|------|------|------|------|--------|------|-------|------|------|------|------|------|--------|------|-------|------|------|------|------|------|--------|------|-------|------|------|------|------|------|--------|------|-------|------|------|-------|-------|-------|--------|-------|-------|-------|--------|-------|--------|


| PITCHER                           | IP  | WLS | BF | H | R | ER | SO | BB | IBB | HBP | BLK | WP | HR | S  | P  | ERA  | WHIP  |
|-----------------------------------|-----|-----|----|---|---|----|----|----|-----|-----|-----|----|----|----|----|------|-------|
| Tom Seaver, R<br>ERA: 1.97 (1, 1) | 9.0 | W   | 36 | 8 | 2 | 2  | 6  | 1  | 0   | 0   | 0   | 0  | 1  | 47 | 51 | 2.00 | 1.000 |

**BOTTOM**

**New York Mets @ Pittsburgh Pirates**  
 Three Rivers Stadium, Pittsburgh, PA

Sun Jun 24 1973, 3:33 AM EDT  
 Att. 20,984 - Unknown

|            |           |
|------------|-----------|
| <b>AB</b>  | <b>35</b> |
| <b>R</b>   | <b>2</b>  |
| <b>H</b>   | <b>8</b>  |
| <b>RBI</b> | <b>2</b>  |
| <b>BB</b>  | <b>1</b>  |
| <b>SO</b>  | <b>6</b>  |
| <b>LOB</b> | <b>10</b> |



| Batter   | 1   | 2                               | 3                            | 4                               | 5                            | 6                               | 7                            | 8                               | 9                                 | AB R H RBI BB SO LOB   | TOP                          |                                 |                              |                                 |                              |                                 |                              |                                  |                                  |                                    |                                  |        |
|--|---|---------------------------------|------------------------------|---------------------------------|------------------------------|---------------------------------|------------------------------|---------------------------------|-----------------------------------|--|------------------------------|---------------------------------|------------------------------|---------------------------------|------------------------------|---------------------------------|------------------------------|----------------------------------|----------------------------------|------------------------------------|----------------------------------|--------|
| <b>Rick Monday, L</b> (1, 8)<br>OBP: 0.389, SLG: 0.524   | 0-0<br>4-3  |                                 | 0-3<br>K                     |                                 |                              | 0-0<br>4-3                      |                              | 0-3<br>K                        |                                   | 4 0 0 0 0 2 2  |                              |                                 |                              |                                 |                              |                                 |                              |                                  |                                  |                                    |                                  |        |
| <b>Glenn Beckert, R</b> (1, 4)<br>OBP: 0.327, SLG: 0.317<br><b>Bill Bonham, R</b> (9, 1)<br>OBP: 0.133, SLG: 0.133   | 0-0<br>6-3  |                                 |                              | 0-0<br>5-3                      |                              |                                 | 0-0<br>5-3                   |                                 | BB<br>4-0<br>BB<br>BB<br>BB<br>BB | 3 1 0 0 1 0 0<br>0 0 0 0 0 0 0                                   |                              |                                 |                              |                                 |                              |                                 |                              |                                  |                                  |                                    |                                  |        |
| <b>Billy Williams, L</b> (1, 7)<br>OBP: 0.382, SLG: 0.458  | 0-0<br>4-3  |                                 |                              | 0-0<br>F8                       |                              |                                 | 0-0<br>E6<br>1B              |                                 | BB<br>0-0<br>BB<br>1-2<br>2B      | 4 1 1 0 0 0 0  |                              |                                 |                              |                                 |                              |                                 |                              |                                  |                                  |                                    |                                  |        |
| <b>Jim Hickman, R</b> (1, 3)<br>OBP: 0.339, SLG: 0.216   |   | 0-3<br>K                        |                              | 0-0<br>6-3                      |                              |                                 | 0-3<br>K                     |                                 | BB<br>BB<br>BB<br>BB<br>BB<br>BB  | 3 0 0 0 1 2 1  |                              |                                 |                              |                                 |                              |                                 |                              |                                  |                                  |                                    |                                  |        |
| <b>Ron Santo, R</b> (1, 5)<br>OBP: 0.380, SLG: 0.465   |   | 0-3<br>K                        |                              |                                 | 0-0<br>P6                    |                                 | 0-0<br>1B                    |                                 | BB<br>BB<br>BB<br>BB<br>BB<br>BB  | 4 1 2 2 0 1 0  |                              |                                 |                              |                                 |                              |                                 |                              |                                  |                                  |                                    |                                  |        |
| <b>Jose Cardenal, R</b> (1, 9)<br>OBP: 0.380, SLG: 0.488   |   | 0-0<br>6-3                      |                              |                                 | 0-0<br>CS<br>2B              |                                 | 0-0<br>F3                    |                                 | BB<br>BB<br>BB<br>BB<br>BB<br>BB  | 3 0 1 0 1 0 2  |                              |                                 |                              |                                 |                              |                                 |                              |                                  |                                  |                                    |                                  |        |
| <b>Ken Rudolph, R</b> (1, 2)<br>OBP: 0.227, SLG: 0.337<br><b>Cleo James, R</b> (8, PH)<br>OBP: 0.156, SLG: 0.129<br><b>Randy Hundley, R</b> (8, 2)<br>OBP: 0.272, SLG: 0.364   |   |                                 | 0-0<br>F8                    |                                 | 0-3<br>K                     |                                 |                              | 0-0<br>4-3                      | BB<br>BB<br>BB<br>BB<br>BB<br>BB  | 2 0 0 0 0 1 1<br>1 0 0 0 0 0 0<br>1 0 0 0 0 0 3                  |                              |                                 |                              |                                 |                              |                                 |                              |                                  |                                  |                                    |                                  |        |
| <b>Don Kessinger, S</b> (1, 6)<br>OBP: 0.376, SLG: 0.342   |   | 4-0<br>SH1-4<br>BB              |                              |                                 | 0-0<br>4-3                   |                                 |                              | 4-0<br>BB                       | BB<br>BB<br>BB<br>BB<br>BB<br>BB  | 2 0 1 1 2 0 0  |                              |                                 |                              |                                 |                              |                                 |                              |                                  |                                  |                                    |                                  |        |
| <b>Rick Reuschel, R</b> (1, 1)<br>OBP: 0.162, SLG: 0.139<br><b>Carmen Fanzone, R</b> (8, PH)<br>OBP: 0.385, SLG: 0.581<br><b>Dave LaRoche, L</b> (8, 1)<br>OBP: 0.667, SLG: 0.500<br><b>Paul Popovich, S</b> (9, PH)<br>OBP: 0.253, SLG: 0.205 |   |                                 | 0-0<br>SH1-4                 |                                 | 0-3<br>K                     |                                 | 0-0<br>F8                    | 0-0<br>P9-2                     | BB<br>BB<br>BB<br>BB<br>BB<br>BB  | 1 0 0 0 0 1 0<br>1 0 0 0 0 0 1<br>0 0 0 0 0 0 0<br>1 0 0 0 0 0 3 |                              |                                 |                              |                                 |                              |                                 |                              |                                  |                                  |                                    |                                  |        |
| <b>Inning Stats</b>  | R: 0<br>E: 0<br>K: 0<br>S: 3                          | H: 0<br>LOB: 0<br>BB: 0<br>P: 3 | R: 0<br>E: 0<br>K: 2<br>S: 7 | H: 0<br>LOB: 0<br>BB: 0<br>P: 7 | R: 0<br>E: 0<br>K: 1<br>S: 5 | H: 0<br>LOB: 1<br>BB: 1<br>P: 9 | R: 0<br>E: 0<br>K: 1<br>S: 3 | H: 0<br>LOB: 0<br>BB: 0<br>P: 3 | R: 0<br>E: 0<br>K: 1<br>S: 5      | H: 1<br>LOB: 1<br>BB: 0<br>P: 5                                  | R: 0<br>E: 0<br>K: 1<br>S: 5 | H: 0<br>LOB: 0<br>BB: 0<br>P: 5 | R: 0<br>E: 1<br>K: 1<br>S: 7 | H: 1<br>LOB: 2<br>BB: 0<br>P: 7 | R: 0<br>E: 0<br>K: 1<br>S: 5 | H: 0<br>LOB: 1<br>BB: 1<br>P: 9 | R: 3<br>E: 0<br>K: 0<br>S: 5 | H: 3<br>LOB: 2<br>BB: 3<br>P: 17 | 1B: 3<br>2B: 4<br>3B: 0<br>HR: 0 | SF: 0<br>SAC: 1<br>DP: 2<br>HBP: 0 | WP: 0<br>PB: 0<br>SB: 0<br>CS: 1 | PA: 36 |
| <b>PITCHER</b>   | IP WLS BF H R ER SO BB IBB HBP BLK WP HR S P ERA WHIP |                                 |                              |                                 |                              |                                 |                              |                                 |                                   |  |                              |                                 |                              |                                 |                              |                                 |                              |                                  |                                  |                                    |                                  |        |
| <b>Jon Matlack, L</b> (1, 1)<br>ERA: 4.06<br><b>Tug McGraw, L</b> (9, 1)<br>ERA: 4.43  | 8.0 L 31 3 3 3 7 4 0 0 0 0 0 0 0 41 57 3.38 0.875     |                                 |                              |                                 |                              |                                 |                              |                                 |                                   |  |                              |                                 |                              |                                 |                              |                                 |                              |                                  |                                  |                                    |                                  |        |

**Chicago Cubs @ New York Mets**  
Shea Stadium, Flushing, NY  
Mon Jun 25 1973, 7:05 PM EDT  
Att. 31,984 - Cloudy - 70 F

[livebaseballscorecards.com](http://livebaseballscorecards.com)

|     |    |
|-----|----|
| AB  | 30 |
| R   | 3  |
| H   | 5  |
| RBI | 3  |
| BB  | 5  |
| SO  | 7  |
| LOB | 13 |



| Batter  | 1          | 2                    | 3          | 4                       | 5          | 6                                    | 7          | 8         | 9        |
|---|------------|----------------------|------------|-------------------------|------------|--------------------------------------|------------|-----------|----------|
| Wayne Garrett, L (1, 5)<br>OBP: 0.322, SLG: 0.341   | 0-0<br>5-3 |                      | 0-0<br>4-3 |                         | 0-0<br>4-3 |                                      | 0-0<br>4-3 |           |          |
| Felix Millan, R (1, 4)<br>OBP: 0.302, SLG: 0.344  | 0-0<br>4-3 |                      | 0-0<br>6-3 |                         | 0-0<br>4-3 |                                      | 0-0<br>F9  |           |          |
| Rusty Staub, L (1, 9)<br>OBP: 0.355, SLG: 0.414   | 0-0<br>1B  |                      |            | 0-0<br>4-3              |            | 0-0<br>BB<br>1B<br>2B                |            | 0-0<br>F7 |          |
| John Milner, L (1, 3)<br>OBP: 0.348, SLG: 0.444   | 0-0<br>L6  |                      |            | 0-0<br>1B<br>BB<br>1B   |            | 4-0<br>BB<br>1B<br>BB                |            | 0-3<br>K  |          |
| Ed Kranepool, L (1, 7)<br>OBP: 0.327, SLG: 0.376<br>Don Hahn, R (8, PR)<br>OBP: 0.375, SLG: 0.458 (9, 8)  |            | 0-0<br>F9            |            | 4-0<br>1B<br>1-2<br>BB  |            | 4-0<br>1B<br>1-2<br>2-3<br>BB        |            | 4-0<br>BB |          |
| Jim Gosger, L (1, 8)<br>OBP: 0.307, SLG: 0.275 (9, 7)   |            | 0-0<br>FC6-4<br>1B   |            | 0-0<br>1-2<br>2-3<br>1B |            | 0-3<br>K                             |            | 0-3<br>K  |          |
| Ron Hodges, L (1, 2)<br>OBP: 0.375, SLG: 0.429  |            | 0-0<br>F8            |            | 0-3<br>K                |            | 0-0<br>1-3<br>2-H<br>3-H<br>1B<br>1B |            | 0-0<br>F5 |          |
| Ted Martinez, R (1, 6)<br>OBP: 0.273, SLG: 0.250<br>Jim Fregosi, R (9, 6)<br>OBP: 0.333, SLG: 0.276   |            | 0-0<br>FC6-4<br>1-2f |            | 0-3<br>K                |            | 0-0<br>2-H<br>1B                     |            | 0-3<br>K  |          |
| Jon Mattack, L (1, 1)<br>OBP: 0.267, SLG: 0.120<br>Tug McGraw, R (9, 1)<br>OBP: 0.167, SLG: 0.167<br>Ken Boswell, L (9, PH)<br>OBP: 0.250, SLG: 0.310 |            |                      | 0-3<br>K   |                         | 0-3<br>K   |                                      | 0-3<br>K   |           | 0-3<br>K |

| Inning Stats                     | R: 0<br>E: 0<br>K: 0<br>S: 4       | H: 1<br>LOB: 1<br>BB: 0<br>P: 4  | R: 0<br>E: 0<br>K: 0<br>S: 4 | H: 1<br>LOB: 1<br>BB: 0<br>P: 4 | R: 0<br>E: 0<br>K: 1<br>S: 5 | H: 0<br>LOB: 0<br>BB: 0<br>P: 5 | R: 0<br>E: 0<br>K: 2<br>S: 9 | H: 2<br>LOB: 3<br>BB: 1<br>P: 13 | R: 0<br>E: 0<br>K: 1<br>S: 5 | H: 0<br>LOB: 0<br>BB: 0<br>P: 5 | R: 2<br>E: 0<br>K: 1<br>S: 6 | H: 3<br>LOB: 2<br>BB: 2<br>P: 14 | R: 0<br>E: 0<br>K: 1<br>S: 5 | H: 0<br>LOB: 0<br>BB: 0<br>P: 5 | R: 0<br>E: 0<br>K: 2<br>S: 7 | H: 0<br>LOB: 1<br>BB: 1<br>P: 11 | R: 0<br>E: 0<br>K: 2<br>S: 7 | H: 0<br>LOB: 0<br>BB: 0<br>P: 7 |
|----------------------------------|------------------------------------|----------------------------------|------------------------------|---------------------------------|------------------------------|---------------------------------|------------------------------|----------------------------------|------------------------------|---------------------------------|------------------------------|----------------------------------|------------------------------|---------------------------------|------------------------------|----------------------------------|------------------------------|---------------------------------|
| 1B: 6<br>2B: 1<br>3B: 0<br>HR: 0 | SF: 0<br>SAC: 0<br>DP: 0<br>HBP: 0 | WP: 0<br>PB: 0<br>SB: 0<br>CS: 0 | PA: 36                       |                                 |                              |                                 |                              |                                  |                              |                                 |                              |                                  |                              |                                 |                              |                                  |                              |                                 |

| PITCHER                              | IP  | WLS | BF | H | R | ER | SO | BB | IBB | HBP | BLK | WP | HR | S  | P  | ERA  | WHIP  |
|--------------------------------------|-----|-----|----|---|---|----|----|----|-----|-----|-----|----|----|----|----|------|-------|
| Rick Reuschel, R (1, 1)<br>ERA: 1.96 | 7.0 |     | 29 | 7 | 2 | 2  | 6  | 3  | 0   | 0   | 0   | 0  | 0  | 38 | 50 | 2.57 | 1.429 |
| Dave LaRoche, L (8, 1)<br>ERA: 7.94  | 1.0 | W   | 4  | 0 | 0 | 0  | 2  | 1  | 0   | 0   | 0   | 0  | 0  | 7  | 11 | 0.00 | 1.000 |
| Bill Bonham, R (9, 1)<br>ERA: 4.0    | 1.0 | S   | 3  | 0 | 0 | 0  | 2  | 0  | 0   | 0   | 0   | 0  | 0  | 7  | 7  | 0.00 | 0.000 |

**BOTTOM**

**Chicago Cubs @ New York Mets**  
**Shea Stadium, Flushing, NY**  
 Mon Jun 25 1973, 7:05 PM EDT  
 Att: 31,984 - Cloudy - 70 F

livebaseballscorecards.com

|     |    |
|-----|----|
| AB  | 32 |
| R   | 2  |
| H   | 7  |
| RBI | 2  |
| BB  | 4  |
| SO  | 10 |
| LOB | 13 |



| Batter   | 1   | 2                       | 3                        | 4                      | 5                        | 6                       | 7                        | 8                      | 9                        | AB R H RBI BB SO LOB   | TOP                      |                         |                          |                        |                          |                        |                          |                        |  |   |
|--|---|-------------------------|--------------------------|------------------------|--------------------------|-------------------------|--------------------------|------------------------|--------------------------|------------------------|--------------------------|-------------------------|--------------------------|------------------------|--------------------------|------------------------|--------------------------|------------------------|--|---|
| Don Kessinger, S (1, 6)<br>OBP: 0.376, SLG: 0.347  | 0-0 P4  |                         | 0-0 1B 2B                | 0-0 F8                 |                          | 0-0 F4                  |                          | 0-0 P6-4-3 1B          |                          | 5 1 2 0 0 0 2          |                          |                         |                          |                        |                          |                        |                          |                        |  |   |
| Paul Popovich, S (1, 4)<br>OBP: 0.250, SLG: 0.195  | 0-3 K   |                         | 0-0 F7                   |                        | 0-0 P6-3                 | 4-0 BB                  |                          | 0-0 P6-4-3 1-2f        |                          | 4 0 0 0 1 1 2          |                          |                         |                          |                        |                          |                        |                          |                        |  |   |
| Jose Cardenal, R (1, 9)<br>OBP: 0.381, SLG: 0.486  | 0-0 BB 1B   |                         | 0-0 S 1B 1B              |                        | 0-0 P4                   | 0-3 K                   |                          | 0-0 6-3                |                          | 5 1 2 1 0 1 2          |                          |                         |                          |                        |                          |                        |                          |                        |  |   |
| Jim Hickman, R (1, 3)<br>OBP: 0.350, SLG: 0.220    | 4-0 1-2 BB  |                         | 4-0 1B E BB              |                        | 0-0 HBP 1B               | 0-0 F9                  |                          | 0-3 K                  |                          | 3 2 1 0 2 1 2          |                          |                         |                          |                        |                          |                        |                          |                        |  |   |
| Ron Santo, R (1, 5)<br>OBP: 0.384, SLG: 0.463      | 0-3 K   |                         | 0-0 E7 1B 1-2 1-2        |                        | 1-0 1B 1B HBP            |                         | 4-0 G6-4-3 1B BB         |                        | 0-0 F9                   | 3 1 1 1 1 1 2          |                          |                         |                          |                        |                          |                        |                          |                        |  |   |
| Carmen Fanzone, R (1, 7)<br>OBP: 0.393, SLG: 0.574 |   | 0-3 K                   | 0-0 F8                   |                        | 0-0 1B 1B                |                         | 0-0 G6-4-3 1B            |                        |                          | 4 0 2 1 0 1 1          |                          |                         |                          |                        |                          |                        |                          |                        |  |   |
| Billy Williams, L (7, 7)<br>OBP: 0.382, SLG: 0.458 |   |                         |                          |                        | 1-3 2-H 1B               |                         | 1-2 G6-4-3 1B            |                        |                          | 0 0 0 0 0 0 0          |                          |                         |                          |                        |                          |                        |                          |                        |  |   |
| Randy Hundley, R (1, 2)<br>OBP: 0.272, SLG: 0.361  |   | 0-0 F8                  |                          | 0-0 E3 SH3-4           |                          | 1-2 1B                  | 0-0 G6-4-3 1-2f 2-3      |                        |                          | 4 0 1 1 0 0 2          |                          |                         |                          |                        |                          |                        |                          |                        |  |   |
| Cleo James, R (1, 8)<br>OBP: 0.139, SLG: 0.114     |   | 0-0 P3                  |                          | 0-0 P4                 |                          | 0-0 P5                  |                          | 0-0 5-3                |                          | 4 0 0 0 0 0 4          |                          |                         |                          |                        |                          |                        |                          |                        |  |   |
| Gene Hiser, L (7, 8)<br>OBP: 0.369, SLG: 0.309     |   |                         |                          |                        |                          |                         |                          |                        |                          | 0 0 0 0 0 0 0          |                          |                         |                          |                        |                          |                        |                          |                        |  |   |
| Burt Hooton, R (1, 1)<br>OBP: 0.282, SLG: 0.222    |   |                         | 0-3 K                    | 0-0 SH3-4 1-2          |                          | 4-0 BB BB               |                          | 0-3 K                  |                          | 2 0 0 0 1 2 0          |                          |                         |                          |                        |                          |                        |                          |                        |  |   |
| <b>Inning Stats</b>                                | R: 0 H: 1 E: 0 K: 2 S: 8                              | H: 1 LOB: 2 BB: 1 P: 12 | R: 0 H: 0 E: 0 K: 1 S: 5 | H: 0 LOB: 0 BB: 0 P: 5 | R: 3 H: 3 E: 1 K: 1 S: 8 | H: 3 LOB: 1 BB: 1 P: 12 | R: 0 H: 0 E: 1 K: 0 S: 4 | H: 0 LOB: 1 BB: 0 P: 4 | R: 2 H: 3 E: 0 K: 0 S: 6 | H: 3 LOB: 2 BB: 0 P: 7 | R: 0 H: 0 E: 0 K: 1 S: 5 | H: 0 LOB: 2 BB: 2 P: 13 | R: 0 H: 1 E: 0 K: 0 S: 3 | H: 1 LOB: 1 BB: 1 P: 7 | R: 0 H: 1 E: 0 K: 1 S: 5 | H: 1 LOB: 0 BB: 0 P: 5 | R: 0 H: 0 E: 0 K: 1 S: 5 | H: 0 LOB: 0 BB: 0 P: 5 | 1B: 8 SF: 0<br>2B: 1 SAC: 1<br>3B: 0 DP: 2<br>HR: 0 HBP: 1 | WP: 0 PA: 41<br>PB: 0<br>SB: 1<br>CS: 0 |
| <b>PITCHER</b>                                     | IP WLS BF H R ER SO BB IBB HBP BLK WP HR S P ERA WHIP |                         |                          |                        |                          |                         |                          |                        |                          |                        |                          |                         |                          |                        |                          |                        |                          |                        |  |   |
| Jerry Koosman, L (1, 1)<br>ERA: 2.75               | 5.0 L 26 7 5 4 4 2 0 1 0 0 0 0 31 40 7.20 1.800       |                         |                          |                        |                          |                         |                          |                        |                          |                        |                          |                         |                          |                        |                          |                        |                          |                        |  |   |
| Ray Sadecki, L (6, 1)<br>ERA: 3.68                 | 3.0 12 2 0 0 2 3 0 0 0 0 0 0 13 25 0.00 1.667         |                         |                          |                        |                          |                         |                          |                        |                          |                        |                          |                         |                          |                        |                          |                        |                          |                        |  |   |
| Phil Hennigan, R (9, 1)<br>ERA: 3.48               | 1.0 3 0 0 0 1 0 0 0 0 0 0 0 5 5 0.00 0.000            |                         |                          |                        |                          |                         |                          |                        |                          |                        |                          |                         |                          |                        |                          |                        |                          |                        |  |   |

Chicago Cubs @ New York Mets  
 Shea Stadium, Flushing, NY  
 Tue Jun 26 1973, 3:33 AM EDT  
 Att. 18,861 - Sunny - 75 F

livebaseballscorecards.com

|     |    |
|-----|----|
| AB  | 34 |
| R   | 5  |
| H   | 9  |
| RBI | 4  |
| BB  | 5  |
| SO  | 7  |
| LOB | 17 |



| Batter  | 1          | 2           | 3          | 4          | 5                        | 6                | 7          | 8                       | 9         | AB R H RBI BB SO LOB |
|---|------------|-------------|------------|------------|--------------------------|------------------|------------|-------------------------|-----------|----------------------|
| Willie Mays, R<br>OBP: 0.260, SLG: 0.253 (1, 8)   | 0-0<br>5-3 |             | 0-0<br>6-3 |            |                          | 0-0<br>6-3       |            | 0-0<br>1-2<br>1B        |           | 4 0 1 0 0 0 0        |
| Felix Millan, R<br>OBP: 0.301, SLG: 0.343 (1, 4)  | 0-0<br>F9  |             |            | 0-0<br>5-3 |                          | 0-0<br>WP<br>1B  |            | 0-0<br>G5-3<br>2-3f     |           | 4 0 1 0 0 0 2        |
| Rusty Staub, L<br>OBP: 0.353, SLG: 0.415 (1, 9)   | 0-0<br>6-3 |             |            | 0-0<br>F7  |                          | 0-0<br>F8<br>1-2 |            |                         | 0-0<br>2B | 4 0 1 0 0 0 1        |
| John Milner, L<br>OBP: 0.341, SLG: 0.432 (1, 3)   |            | 0-0<br>P4-3 |            | 0-0<br>F8  |                          | 0-3<br>K         |            |                         | 0-0<br>G3 | 4 0 0 0 0 1 2        |
| Ed Kranepool, L<br>OBP: 0.325, SLG: 0.368 (1, 7)  |            | 0-0<br>3-1  |            |            | 4-0<br>SH4-3<br>1B<br>BB |                  | 0-3<br>K   |                         | 0-3<br>K  | 3 1 0 0 1 2 1        |
| Wayne Garrett, L<br>OBP: 0.321, SLG: 0.335 (1, 5) |            | 4-0<br>BB   |            |            | 0-0<br>F7                |                  | 0-0<br>3-1 |                         | 0-0<br>F7 | 3 0 0 0 1 0 2        |
| Ron Hodges, L<br>OBP: 0.353, SLG: 0.400 (1, 2)    |            | 0-0<br>L4   |            |            | 0-0<br>SH4-3<br>1-2      |                  | 0-0<br>5-3 |                         |           | 2 0 0 0 0 0 1        |
| Jim Fregosi, R<br>OBP: 0.333, SLG: 0.277 (1, 6)   |            |             | 0-0<br>5-3 |            |                          | 0-0<br>2-H<br>1B |            | 0-3<br>K                |           | 3 0 1 1 0 1 0        |
| Jerry Koosman, R<br>OBP: 0.139, SLG: 0.114 (1, 1) |            |             | 0-3<br>K   |            |                          | 0-0<br>3-1       |            | 4-0<br>G5-3<br>1B<br>BB |           | 1 0 0 0 0 1 0        |
| Jim Gosger, L<br>OBP: 0.303, SLG: 0.272 (5, PH)   |            |             |            |            |                          |                  |            |                         |           | 1 0 0 0 0 0 1        |
| Ray Sadecki, L<br>OBP: 0.200, SLG: 0.200 (6, 1)   |            |             |            |            |                          |                  |            |                         |           | 0 0 0 0 0 0 0        |
| Ken Boswell, L<br>OBP: 0.267, SLG: 0.310 (8, PH)  |            |             |            |            |                          |                  |            |                         |           | 0 0 0 0 1 0 0        |
| Phil Hennigan, R<br>OBP: 0.333, SLG: 0.333 (9, 1) |            |             |            |            |                          |                  |            |                         |           | 0 0 0 0 0 0 0        |

| Inning Stats                                  | R: 0<br>E: 0<br>K: 0<br>S: 3  | H: 0<br>LOB: 0<br>BB: 0<br>P: 3 | R: 0<br>E: 0<br>K: 0<br>S: 3 | H: 0<br>LOB: 1<br>BB: 1<br>P: 7 | R: 0<br>E: 0<br>K: 1<br>S: 5 | H: 0<br>LOB: 0<br>BB: 0<br>P: 5 | R: 0<br>E: 0<br>K: 0<br>S: 3 | H: 0<br>LOB: 0<br>BB: 0<br>P: 3 | R: 1<br>E: 0<br>K: 0<br>S: 4 | H: 1<br>LOB: 1<br>BB: 1<br>P: 8 | R: 0<br>E: 0<br>K: 1<br>S: 6 | H: 1<br>LOB: 1<br>BB: 0<br>P: 6 | R: 0<br>E: 0<br>K: 1<br>S: 5 | H: 0<br>LOB: 0<br>BB: 0<br>P: 5 | R: 0<br>E: 0<br>K: 1<br>S: 5 | H: 1<br>LOB: 1<br>BB: 1<br>P: 9 | R: 0<br>E: 0<br>K: 1<br>S: 6 | H: 1<br>LOB: 1<br>BB: 0<br>P: 6 | 1B: 3<br>2B: 1<br>3B: 0<br>HR: 0 | SF: 0<br>SAC: 1<br>DP: 1<br>HBP: 0 | WP: 1<br>PB: 0<br>SB: 0<br>CS: 0 | PA: 33 |  |
|---|---|---------------------------------|------------------------------|---------------------------------|------------------------------|---------------------------------|------------------------------|---------------------------------|------------------------------|---------------------------------|------------------------------|---------------------------------|------------------------------|---------------------------------|------------------------------|---------------------------------|------------------------------|---------------------------------|----------------------------------|------------------------------------|----------------------------------|--------|--|
| PITCHER<br>Burt Hooton, R<br>ERA: 4.37 (1, 1) | IP 9.0<br>WLS W<br>BF 33<br>H 4<br>R 1<br>ER 1<br>SO 5<br>BB 3<br>IBB 0<br>HBP 0<br>BLK 0<br>WP 1<br>HR 0<br>S 40<br>P 52<br>ERA 1.00<br>WHIP 0.778 |                                 |                              |                                 |                              |                                 |                              |                                 |                              |                                 |                              |                                 |                              |                                 |                              |                                 |                              |                                 |                                  |                                    |                                  |        |  |

BOTTOM

Chicago Cubs @ New York Mets  
Shea Stadium, Flushing, NY  
Tue Jun 26 1973, 3:33 AM EDT  
Att. 18,861 - Sunny - 75 F

livebaseballscores.com

|     |    |
|-----|----|
| AB  | 29 |
| R   | 1  |
| H   | 4  |
| RBI | 1  |
| BB  | 3  |
| SO  | 5  |
| LOB | 10 |



| Batter  | 1   | 2  | 3   | 4   | 5   | 6   | 7  | 8   | 9   | AB R H RBI BB SO LOB                                       | TOP                                     |   |
|---|---|--|---|---|---|---|--|---|---|--|---|---|
| <b>Cesar Tovar, R</b> (1, 5)<br>OBP: 0.336, SLG: 0.374<br>(8, 4)  | 0-0 P3  | 4-0 BB   |   | 0-3 K   |   | 0-0 P6  |  | 0-0 P3  |   | 4 0 0 0 1 1 1  |   |   |
| <b>Terry Harmon, R</b> (1, 4)<br>OBP: 0.297, SLG: 0.250<br><b>Tom Hutton, L</b> (8, PH)<br>OBP: 0.379, SLG: 0.423<br>(8, 3)                             | 0-0 6-3   | 0-0 F9   |   | 0-0 E   |   | 0-3 K   |  | 0-0 FC6   |   | 4 0 1 0 0 1 3<br>1 0 0 0 0 0 1                             |   |   |
| <b>Bill Robinson, R</b> (1, 8)<br>OBP: 0.321, SLG: 0.523<br>(7, 9)  | 0-3 K   |  |   | 0-0 F7  |   | 0-0 E5  |  | 0-3 K   |   | 5 0 0 0 0 2 1  |   |   |
| <b>Greg Luzinski, R</b> (1, 7)<br>OBP: 0.299, SLG: 0.421  |   | 0-0 HR   |   | 0-0 BB HR   |   | 0-0 1-3   |  | 4-0 BB  |   | 4 2 2 1 1 0 2  |   |   |
| <b>Mike Schmidt, R</b> (1, 3)<br>OBP: 0.368, SLG: 0.389<br>(8, 5)   |   | 0-0 1B 1B  |   | 4-0 HR  |   | 0-3 K   |  | 0-3 K   |   | 4 2 1 0 1 2 1  |   |   |
| <b>Mike Anderson, R</b> (1, 9)<br>OBP: 0.328, SLG: 0.482<br><b>Del Unser, L</b> (7, PH)<br>OBP: 0.396, SLG: 0.533<br>(7, 8)                             |   | 0-3 K  |   | 0-0 HR  |   | 0-0 1B 1B   |  | 0-3 K   |   | 3 2 2 3 0 1 1<br>1 0 0 0 0 1 1                             |   |   |
| <b>Bob Boone, R</b> (1, 2)<br>OBP: 0.298, SLG: 0.338  |   | 0-0 1B 1B  |   | 0-0 6-3   |   | 0-0 E 1B  |  | 0-0 L7  |   | 4 0 2 0 0 0 1  |   |   |
| <b>Larry Bowa, S</b> (1, 6)<br>OBP: 0.250, SLG: 0.246   |   | 0-0 P4   |   | 0-0 F7  |   | 0-0 E5  |  | 0-0 F9  |   | 4 0 1 0 0 0 2  |   |   |
| <b>Barry Lersch, S</b> (1, 1)<br>OBP: 0.167, SLG: 0.167<br><b>Mike Rogodzinski, L</b> (8, PH)<br>OBP: 0.359, SLG: 0.455<br><b>Bill Wilson, R</b> (8, 1) |   | 0-0 BB 1B  |   | 0-0 6-3   |   | 0-3 K   |  | 4-0 FC6   |   | 3 0 1 1 0 1 1<br>0 0 0 0 1 0 0<br>0 0 0 0 0 0 0            |   |   |
| <b>Inning Stats</b>   | R: 0 H: 0<br>E: 0 LOB: 0<br>K: 1 BB: 0<br>S: 5 P: 5   | R: 2 H: 4<br>E: 0 LOB: 3<br>K: 1 BB: 1<br>S: 9 P: 13 | R: 3 H: 2<br>E: 0 LOB: 0<br>K: 0 BB: 1<br>S: 5 P: 9 | R: 0 H: 1<br>E: 1 LOB: 2<br>K: 1 BB: 0<br>S: 7 P: 7 | R: 1 H: 3<br>E: 1 LOB: 1<br>K: 2 BB: 0<br>S: 9 P: 9 | R: 0 H: 0<br>E: 0 LOB: 0<br>K: 1 BB: 0<br>S: 5 P: 5 | R: 0 H: 0<br>E: 0 LOB: 1<br>K: 2 BB: 1<br>S: 7 P: 11 | R: 0 H: 0<br>E: 0 LOB: 1<br>K: 0 BB: 1<br>S: 3 P: 7 | R: 0 H: 0<br>E: 0 LOB: 0<br>K: 1 BB: 0<br>S: 5 P: 5 | 1B: 8 SF: 0<br>2B: 0 SAC: 0<br>3B: 0 DP: 0<br>HR: 2 HBP: 0 | WP: 0 PA: 41<br>PB: 0<br>SB: 0<br>CS: 0 |   |
| <b>PITCHER</b><br><b>George Stone, L</b> (1, 1)<br>ERA: 2.79<br><b>Buzz Capra, R</b> (6, 1)<br>ERA: 2.79  | IP WLS BF H R ER SO BB IBB HBP BLK WP HR S P ERA WHIP | 5.0 W 27 10 6 5 5 2 0 0 0 0 2 35 43 9.00 2.400       | 4.0 S 14 0 0 0 4 2 0 0 0 0 0 20 28 0.00 0.500       |   |   |   |  |   |   |  |   | <b>PITCHER</b><br>IP WLS BF H R ER SO BB IBB HBP BLK WP HR S P ERA WHIP |

Philadelphia Phillies @ New York Mets  
Shea Stadium, Flushing, NY  
Wed Jun 27 1973, 7:05 PM EDT  
Unknown

livebaseballscorecards.com

|     |    |
|-----|----|
| AB  | 37 |
| R   | 6  |
| H   | 10 |
| RBI | 5  |
| BB  | 4  |
| SO  | 9  |
| LOB | 15 |



| Batter  | 1         | 2 | 3     | 4 | 5 | 6   | 7 | 8      | 9 |
|---|-----------|---|-------|---|---|-----|---|--------|---|
| Wayne Garrett, L (1, 5)<br>OBP: 0.319, SLG: 0.333 |           |   | F5    |   |   | 4-3 |   |        |   |
| Felix Millan, R (1, 4)<br>OBP: 0.304, SLG: 0.345  |           |   | P4    |   |   | F7  |   |        |   |
| Rusty Staub, L (1, 9)<br>OBP: 0.352, SLG: 0.412   |           |   |       |   |   | 4-3 |   |        |   |
| John Milner, L (1, 3)<br>OBP: 0.333, SLG: 0.421   | FC3-5<br> | K |       |   |   | F9  |   | 4-3    |   |
| Ed Kranepool, L (1, 7)<br>OBP: 0.323, SLG: 0.365  |           |   | F9    |   |   |     |   |        |   |
| Don Hahn, R (8, 8)<br>OBP: 0.375, SLG: 0.458      |           |   |       |   |   | 1-3 |   | K      |   |
| Jim Gosger, L (1, 8)<br>OBP: 0.301, SLG: 0.271    |           |   | F8    |   |   | G3  |   | P6     |   |
| Ron Hodges, L (1, 2)<br>OBP: 0.368, SLG: 0.441    |           |   |       |   |   | 4-3 |   | 4-3    |   |
| Ted Martinez, R (1, 6)<br>OBP: 0.292, SLG: 0.278  |           |   |       |   |   |     |   |        |   |
| George Stone, L (1, 1)<br>OBP: 0.438, SLG: 0.438  |           |   |       |   |   |     |   |        |   |
| Ken Boswell, L (5, PH)<br>OBP: 0.261, SLG: 0.302  |           |   | FC3-2 |   |   | G3  |   | G4-6-3 |   |
| Buzz Capra, R (6, 1)                              |           |   |       |   |   |     |   |        |   |

| AB | R | H | RBI | BB | SO | LOB |
|----|---|---|-----|----|----|-----|
| 4  | 1 | 1 | 0   | 0  | 0  | 3   |
| 4  | 0 | 2 | 0   | 0  | 0  | 2   |
| 4  | 1 | 1 | 1   | 0  | 0  | 2   |
| 4  | 1 | 0 | 0   | 0  | 1  | 2   |
| 4  | 1 | 1 | 0   | 0  | 1  | 0   |
| 0  | 0 | 0 | 0   | 0  | 0  | 0   |
| 4  | 1 | 1 | 1   | 0  | 0  | 0   |
| 4  | 1 | 2 | 2   | 0  | 0  | 0   |
| 4  | 1 | 4 | 1   | 0  | 0  | 0   |
| 2  | 0 | 1 | 2   | 0  | 0  | 2   |
| 1  | 0 | 0 | 0   | 0  | 0  | 1   |
| 1  | 0 | 0 | 0   | 0  | 0  | 1   |

| WP | PA |
|----|----|
| 0  | 36 |
| 0  | 7  |
| 0  | 13 |
| 0  | 7  |
| 0  | 0  |
| 0  | 2  |
| 0  | 13 |

| Inning | R | H | E | K | S | LOB | BB | SO | P |
|--------|---|---|---|---|---|-----|----|----|---|
| 1      | 0 | 0 | 0 | 0 | 0 | 0   | 0  | 0  | 0 |
| 2      | 0 | 0 | 0 | 1 | 5 | 0   | 0  | 0  | 0 |
| 3      | 0 | 2 | 0 | 0 | 5 | 2   | 0  | 0  | 0 |
| 4      | 0 | 0 | 0 | 0 | 3 | 0   | 0  | 0  | 0 |
| 5      | 0 | 1 | 0 | 0 | 4 | 1   | 0  | 0  | 0 |
| 6      | 0 | 0 | 0 | 0 | 3 | 0   | 0  | 0  | 0 |
| 7      | 0 | 0 | 0 | 1 | 5 | 0   | 0  | 0  | 0 |
| 8      | 0 | 0 | 0 | 0 | 3 | 0   | 0  | 0  | 0 |
| 9      | 0 | 1 | 0 | 0 | 3 | 0   | 0  | 0  | 0 |


| PITCHER                             | IP  | WLS | BF | H  | R | ER | SO | BB | IBB | HBP | BLK | WP | HR | S  | P  | ERA  | WHIP  |
|-------------------------------------|-----|-----|----|----|---|----|----|----|-----|-----|-----|----|----|----|----|------|-------|
| Barry Lersch, R (1, 1)<br>ERA: 4.09 | 7.0 | L   | 33 | 12 | 7 | 7  | 2  | 0  | 0   | 0   | 0   | 0  | 0  | 37 | 37 | 9.00 | 1.714 |
| Bill Wilson, R (8, 1)<br>ERA: 4.11  | 1.0 |     | 3  | 1  | 0 | 0  | 0  | 0  | 0   | 0   | 0   | 0  | 0  | 3  | 3  | 0.00 | 1.000 |

| PITCHER | IP | WLS | BF | H | R | ER | SO | BB | IBB | HBP | BLK | WP | HR | S | P | ERA | WHIP |
|---------|----|-----|----|---|---|----|----|----|-----|-----|-----|----|----|---|---|-----|------|
|         |    |     |    |   |   |    |    |    |     |     |     |    |    |   |   |     |      |

Philadelphia Phillies @ New York Mets  
 Shea Stadium, Flushing, NY  
 Wed Jun 27 1973, 7:05 PM EDT  
 Unknown

livebaseballscorecards.com

|     |    |
|-----|----|
| AB  | 36 |
| R   | 7  |
| H   | 13 |
| RBI | 7  |
| BB  | 0  |
| SO  | 2  |
| LOB | 13 |



| Batter   | 1   | 2                               | 3                            | 4                               | 5                            | 6                                     | 7                            | 8                               | 9                            | AB R H RBI BB SO LOB             | TOP                          |                                 |                              |                                 |                              |                                 |                                  |                                    |                                  |        |
|--|---|---------------------------------|------------------------------|---------------------------------|------------------------------|---------------------------------------|------------------------------|---------------------------------|------------------------------|----------------------------------|------------------------------|---------------------------------|------------------------------|---------------------------------|------------------------------|---------------------------------|----------------------------------|------------------------------------|----------------------------------|--------|
| Denny Doyle, L (1, 4)<br>OBP: 0.359, SLG: 0.338      | 0-0<br>F8   |                                 |                              | 0-0<br>FC3-6<br>1B              |                              | 0-0<br>1B WP<br>6-4-3<br>1B           | 0-0<br>F9                    |                                 | 0-0<br>G5-4-3                | 5 1 2 0 0 0 1                    |                              |                                 |                              |                                 |                              |                                 |                                  |                                    |                                  |        |
| Mike Rogodzinski, L (1, 9)<br>OBP: 0.349, SLG: 0.417 | 0-0<br>P5   |                                 |                              | 0-3<br>K                        |                              | 4-0<br>6-4-3<br>1B<br>1-2<br>HR<br>BB | 0-0<br>4-3                   |                                 |                              | 3 1 0 0 1 1 1                    |                              |                                 |                              |                                 |                              |                                 |                                  |                                    |                                  |        |
| Del Unser, L (1, 8)<br>OBP: 0.393, SLG: 0.527        | 0-0<br>F5   |                                 |                              | 0-0<br>FC3-6<br>1B              |                              | 0-0<br>1-2<br>2-3<br>HR<br>1B         | 0-0<br>P4                    |                                 |                              | 4 2 1 0 0 0 1                    |                              |                                 |                              |                                 |                              |                                 |                                  |                                    |                                  |        |
| Greg Luzinski, R (1, 7)<br>OBP: 0.302, SLG: 0.422    |   | 0-0<br>F8                       |                              | 0-0<br>1-H<br>1B                |                              | 0-0<br>6-4-3                          |                              | 0-0<br>FC5-4<br>1B              |                              | 4 0 2 2 0 0 2                    |                              |                                 |                              |                                 |                              |                                 |                                  |                                    |                                  |        |
| Tom Hutton, L (1, 3)<br>OBP: 0.375, SLG: 0.413       |   | 0-0<br>G3                       |                              | 0-0<br>P6                       |                              | 4-0<br>HR<br>IBB                      |                              | 0-0<br>F7                       |                              | 3 1 0 0 1 0 2                    |                              |                                 |                              |                                 |                              |                                 |                                  |                                    |                                  |        |
| Mike Schmidt, R (1, 5)<br>OBP: 0.370, SLG: 0.431     |   | 0-0<br>L6                       |                              |                                 | 0-0<br>HR                    | 0-0<br>HR                             |                              | 0-0<br>F8                       |                              | 4 2 2 5 0 0 1                    |                              |                                 |                              |                                 |                              |                                 |                                  |                                    |                                  |        |
| Bob Boone, R (1, 2)<br>OBP: 0.293, SLG: 0.332        |   |                                 | 0-0<br>F9                    |                                 | 0-0<br>1-3                   | 0-0<br>P4                             |                              | 0-0<br>FC5-4                    |                              | 4 0 0 0 0 0 1                    |                              |                                 |                              |                                 |                              |                                 |                                  |                                    |                                  |        |
| Larry Bowa, S (1, 6)<br>OBP: 0.247, SLG: 0.243       |   |                                 | 0-0<br>F5                    |                                 | 0-0<br>1-3                   | 0-0<br>E4<br>FC6-4                    |                              |                                 | 0-0<br>P4                    | 4 0 0 0 0 0 0                    |                              |                                 |                              |                                 |                              |                                 |                                  |                                    |                                  |        |
| Mike Wallace, L (1, 1)                               |   |                                 | 0-0<br>5-3                   |                                 | 0-0<br>6-3                   | 0-0<br>FC6-4                          |                              |                                 | 4-0<br>G5-4-3<br>BB          | 3 0 0 0 1 0 1                    |                              |                                 |                              |                                 |                              |                                 |                                  |                                    |                                  |        |
| <b>Inning Stats</b>                                  | R: 0<br>E: 0<br>K: 0<br>S: 3                          | H: 0<br>LOB: 0<br>BB: 0<br>P: 3 | R: 0<br>E: 0<br>K: 0<br>S: 3 | H: 0<br>LOB: 0<br>BB: 0<br>P: 3 | R: 1<br>E: 0<br>K: 1<br>S: 7 | H: 2<br>LOB: 1<br>BB: 0<br>P: 7       | R: 1<br>E: 0<br>K: 0<br>S: 4 | H: 1<br>LOB: 0<br>BB: 0<br>P: 4 | R: 5<br>E: 1<br>K: 0<br>S: 7 | H: 3<br>LOB: 1<br>BB: 2<br>P: 15 | R: 0<br>E: 0<br>K: 0<br>S: 3 | H: 0<br>LOB: 0<br>BB: 0<br>P: 3 | R: 0<br>E: 0<br>K: 0<br>S: 4 | H: 1<br>LOB: 1<br>BB: 0<br>P: 4 | R: 0<br>E: 0<br>K: 0<br>S: 2 | H: 0<br>LOB: 0<br>BB: 1<br>P: 6 | 1B: 5<br>2B: 0<br>3B: 0<br>HR: 2 | SF: 0<br>SAC: 0<br>DP: 1<br>HBP: 0 | WP: 1<br>PB: 0<br>SB: 1<br>CS: 0 | PA: 37 |
| <b>PITCHER</b>                                       | IP WLS BF H R ER SO BB IBB HBP BLK WP HR S P ERA WHIP |                                 |                              |                                 |                              |                                       |                              |                                 |                              |                                  |                              |                                 |                              |                                 |                              |                                 |                                  |                                    |                                  |        |
| Harry Parker, R (1, 1)<br>ERA: 3.44                  | 5.0 L 18 3 2 2 1 0 0 0 0 0 0 1 20 20 3.60 0.600       |                                 |                              |                                 |                              |                                       |                              |                                 |                              |                                  |                              |                                 |                              |                                 |                              |                                 |                                  |                                    |                                  |        |
| Phil Hennigan, R (6, 1)<br>ERA: 4.42                 | 3.0 16 4 5 5 0 1 1 0 0 1 1 14 22 15.00 1.667          |                                 |                              |                                 |                              |                                       |                              |                                 |                              |                                  |                              |                                 |                              |                                 |                              |                                 |                                  |                                    |                                  |        |
| Ray Sadecki, L (9, 1)<br>ERA: 3.56                   | 1.0 3 0 0 0 0 0 1 0 0 0 0 0 2 6 0.00 1.000            |                                 |                              |                                 |                              |                                       |                              |                                 |                              |                                  |                              |                                 |                              |                                 |                              |                                 |                                  |                                    |                                  |        |

Philadelphia Phillies @ New York Mets  
Shea Stadium, Flushing, NY  
Wed Jun 27 1973, 7:05 PM EDT  
Att. 31,095 - Unknown

livebaseballscorecards.com

|     |    |
|-----|----|
| AB  | 34 |
| R   | 7  |
| H   | 7  |
| RBI | 7  |
| BB  | 3  |
| SO  | 1  |
| LOB | 10 |





| Batter  | 1          | 2         | 3          | 4          | 5                      | 6          | 7          | 8               | 9 | AB | R | H | RBI | BB | SO | LOB |
|---|------------|-----------|------------|------------|------------------------|------------|------------|-----------------|---|----|---|---|-----|----|----|-----|
| Don Hahn, R (1, 7)<br>OBP: 0.321, SLG: 0.393        | 0-0<br>5-3 |           | 0-0<br>P3  |            |                        | 0-0<br>F8  |            | 0-0<br>P6       |   | 4  | 0 | 0 | 0   | 0  | 0  | 0   |
| Felix Millan, R (1, 4)<br>OBP: 0.299, SLG: 0.340    | 0-0<br>P4  |           |            | 0-0<br>6-3 |                        | 0-0<br>4-3 |            | 0-0<br>F8       |   | 4  | 0 | 0 | 0   | 0  | 0  | 0   |
| Willie Mays, R (1, 8)<br>OBP: 0.269, SLG: 0.274     | 0-0<br>2B  |           |            | 0-3<br>K   |                        | 0-0<br>6-3 |            | 0-0<br>2B<br>1B |   | 4  | 0 | 2 | 0   | 0  | 1  | 0   |
| Rusty Staub, L (1, 9)<br>OBP: 0.347, SLG: 0.406     | 0-0<br>F8  |           |            | 0-0<br>5-3 |                        |            | 0-0<br>1-3 | 0-0<br>F8       |   | 4  | 0 | 0 | 0   | 0  | 0  | 2   |
| George Theodore, R (1, 3)<br>OBP: 0.320, SLG: 0.323 |            | 0-0<br>P1 |            |            | 0-0<br>1B<br>1B        |            | 0-0<br>1B  | 0-0<br>2B       |   | 4  | 0 | 3 | 0   | 0  | 0  | 0   |
| Duffy Dyer, R (1, 2)<br>OBP: 0.205, SLG: 0.197      |            | 0-3<br>K  |            |            | 0-0<br>2B<br>SF8<br>1B |            | 0-0<br>F9  | 0-0<br>5-3      |   | 4  | 1 | 1 | 0   | 0  | 1  | 3   |
| Wayne Garrett, L (1, 5)<br>OBP: 0.320, SLG: 0.339   |            | 0-3<br>K  |            |            | 0-0<br>1-3<br>2B       |            | 0-0<br>4-3 |                 |   | 3  | 0 | 1 | 0   | 0  | 1  | 1   |
| Ted Martinez, R (1, 6)<br>OBP: 0.287, SLG: 0.274    |            |           | 0-0<br>F8  |            | 0-0<br>SF8             |            |            | 0-0<br>P4       |   | 2  | 0 | 0 | 1   | 0  | 0  | 0   |
| Harry Parker, R (1, 1)<br>OBP: 0.125, SLG: 0.125    |            |           | 0-0<br>6-3 |            | 0-0<br>6-3             |            |            | 0-0<br>6-3      |   | 1  | 0 | 0 | 0   | 0  | 0  | 0   |
| Jim Beauchamp, R (5, PH)<br>OBP: 0.343, SLG: 0.345  |            |           |            |            |                        |            |            |                 |   | 1  | 0 | 0 | 0   | 0  | 0  | 1   |
| Phil Hennigan, R (6, 1)<br>OBP: 0.333, SLG: 0.333   |            |           |            |            |                        |            |            |                 |   | 0  | 0 | 0 | 0   | 0  | 0  | 0   |
| Jim Fregosi, R (8, PH)<br>OBP: 0.331, SLG: 0.275    |            |           |            |            |                        |            |            |                 |   | 1  | 0 | 0 | 0   | 0  | 0  | 0   |
| Ray Sadecki, L (9, 1)<br>OBP: 0.200, SLG: 0.200     |            |           |            |            |                        |            |            |                 |   | 0  | 0 | 0 | 0   | 0  | 0  | 0   |

| Inning Stats | R: 0 | H: 1   | R: 0 | H: 0   | R: 0 | H: 0   | R: 0 | H: 0   | R: 1 | H: 3   | R: 0 | H: 0   | R: 0 | H: 1   | R: 0 | H: 0   | R: 0 | H: 2   | R: 0 | H: 0   | R: 0 | H: 2   | 1B: 4 | SF: 1  | WP: 0 | PA: 33 |
|--------------|------|--------|------|--------|------|--------|------|--------|------|--------|------|--------|------|--------|------|--------|------|--------|------|--------|------|--------|-------|--------|-------|--------|
|              | E: 0 | LOB: 1 | E: 0 | LOB: 0 | E: 0 | LOB: 0 | E: 0 | LOB: 0 | E: 0 | LOB: 1 | E: 0 | LOB: 0 | E: 0 | LOB: 1 | E: 0 | LOB: 0 | E: 0 | LOB: 2 | E: 0 | LOB: 0 | E: 0 | LOB: 2 | 2B: 3 | SAC: 0 | PB: 0 |        |
|              | K: 0 | BB: 0  | K: 2 | BB: 0  | K: 1 | BB: 0  | K: 0 | BB: 0  | K: 0 | BB: 0  | K: 0 | BB: 0  | K: 0 | BB: 0  | K: 0 | BB: 0  | K: 0 | BB: 0  | K: 0 | BB: 0  | K: 0 | BB: 0  | 3B: 0 | DP: 0  | SB: 0 |        |
|              | S: 4 | P: 4   | S: 7 | P: 7   | S: 3 | P: 3   | S: 5 | P: 5   | S: 5 | P: 5   | S: 3 | P: 3   | S: 4 | P: 4   | S: 3 | P: 3   | S: 5 | P: 5   | S: 3 | P: 3   | S: 5 | P: 5   | HR: 0 | HBP: 0 | CS: 0 |        |

| PITCHER                            | IP  | WLS | BF | H | R | ER | SO | BB | IBB | HBP | BLK | WP | HR | S  | P  | ERA  | WHIP  |
|------------------------------------|-----|-----|----|---|---|----|----|----|-----|-----|-----|----|----|----|----|------|-------|
| Mike Wallace, L (1, 1)<br>ERA: 1.0 | 9.0 | W   | 33 | 7 | 1 | 1  | 3  | 0  | 0   | 0   | 0   | 0  | 0  | 39 | 39 | 1.00 | 0.778 |

**BOTTOM**

**Philadelphia Phillies @ New York Mets**  
**Shea Stadium, Flushing, NY**  
 Wed Jun 27 1973, 7:05 PM EDT  
 Att. 31,095 - Unknown

livebaseballscores.com

|     |    |
|-----|----|
| AB  | 32 |
| R   | 1  |
| H   | 7  |
| RBI | 1  |
| BB  | 0  |
| SO  | 3  |
| LOB | 7  |



| Batter  | 1   | 2                               | 3                            | 4                               | 5                            | 6                               | 7                             | 8                               | 9                            | AB R H RBI BB SO LOB            | TOP                          |                                 |   |                                  |                              |                                 |                              |                                 |                                  |                                    |                                  |        |
|---|---|---------------------------------|------------------------------|---------------------------------|------------------------------|---------------------------------|-------------------------------|---------------------------------|------------------------------|---------------------------------|------------------------------|---------------------------------|---|----------------------------------|------------------------------|---------------------------------|------------------------------|---------------------------------|----------------------------------|------------------------------------|----------------------------------|--------|
| Denny Doyle, L (1, 4)<br>OBP: 0.357, SLG: 0.336   | 0-0<br>HR<br>1B   | 0-0<br>SH1-3<br>1-2<br>3-H      |                              | 0-0<br>4-3                      |                              |                                 | 0-0<br>F8                     | 0-0<br>F9                       |                              | 4 1 1 1 0 0 2                   |                              |                                 |   |                                  |                              |                                 |                              |                                 |                                  |                                    |                                  |        |
| Mike Rogodzinski, L (1, 9)<br>OBP: 0.354, SLG: 0.400<br>(7, 7)  | 0-3<br>K  | 0-0<br>G3                       |                              |                                 | 4-0<br>E<br>G4-6-3<br>BB     |                                 | 0-0<br>E<br>1B                | 0-0<br>FC4-6<br>2B<br>1-2f      |                              | 4 2 1 0 1 1 3                   |                              |                                 |   |                                  |                              |                                 |                              |                                 |                                  |                                    |                                  |        |
| Del Unser, L (1, 8)<br>OBP: 0.393, SLG: 0.546   | 0-0<br>HR<br>2-H  |                                 | 0-0<br>3-1                   |                                 | 0-0<br>E4<br>G4-6-3<br>1-3   |                                 | 0-0<br>FC<br>1B<br>HR<br>1-2  | 0-0<br>2B<br>1-3                |                              | 5 2 2 2 0 0 2                   |                              |                                 |   |                                  |                              |                                 |                              |                                 |                                  |                                    |                                  |        |
| Greg Luzinski, R (1, 7)<br>OBP: 0.301, SLG: 0.420<br>Mike Anderson, R (7, PR)<br>OBP: 0.325, SLG: 0.477<br>(7, 9) | 0-3<br>K  |                                 | 0-3<br>K                     |                                 | 0-0<br>G4-6-3<br>1-2f<br>3-H |                                 | 0-0<br>HR<br>1B<br>1-3<br>2-H | 0-0<br>5-3                      |                              | 4 0 1 1 0 2 1<br>1 1 0 0 0 0 2  |                              |                                 |   |                                  |                              |                                 |                              |                                 |                                  |                                    |                                  |        |
| Tom Hutton, L (1, 3)<br>OBP: 0.390, SLG: 0.481  | 0-0<br>4-3  |                                 | 0-0<br>HR                    |                                 | 0-0<br>1B                    |                                 | 0-0<br>HR<br>1-H<br>3-H       |                                 | 0-0<br>2B<br>2B              | 5 3 4 4 0 0 0                   |                              |                                 |   |                                  |                              |                                 |                              |                                 |                                  |                                    |                                  |        |
| Mike Schmidt, R (1, 5)<br>OBP: 0.366, SLG: 0.430  |   | 0-0<br>4-3<br>1B<br>2B          | 0-3<br>K                     |                                 | 0-0<br>F9                    |                                 | 0-0<br>E3                     |                                 | 0-0<br>P6                    | 5 1 1 0 0 1 3                   |                              |                                 |   |                                  |                              |                                 |                              |                                 |                                  |                                    |                                  |        |
| Bob Boone, R (1, 2)<br>OBP: 0.291, SLG: 0.326   |   |                                 |                              | 0-0<br>4-3                      |                              | 0-0<br>F7                       |                               | 4-0<br>5-3<br>G5-4-3<br>BB      | 0-0<br>6-3                   | 4 0 0 0 1 0 2                   |                              |                                 |   |                                  |                              |                                 |                              |                                 |                                  |                                    |                                  |        |
| Larry Bowa, S (1, 6)<br>OBP: 0.252, SLG: 0.250  |   | 0-0<br>1B<br>SH1-3<br>1B<br>3-H |                              | 4-0<br>BB<br>BB<br>BB<br>BB     |                              | 0-0<br>1-3                      | 0-0<br>G5-4-3<br>1-2f         |                                 | 0-0<br>2B<br>2-H             | 4 1 2 2 1 0 2                   |                              |                                 |   |                                  |                              |                                 |                              |                                 |                                  |                                    |                                  |        |
| Jim Lonborg, R (1, 1)<br>OBP: 0.182, SLG: 0.100   |   | 0-0<br>SH1-3<br>1B<br>1-3       |                              | 0-3<br>K                        |                              | 0-0<br>4-1                      |                               | 4-0<br>FC4-6<br>BB              | 0-0<br>4-3                   | 4 0 1 0 1 1 2                   |                              |                                 |   |                                  |                              |                                 |                              |                                 |                                  |                                    |                                  |        |
| <b>Inning Stats</b>   | R: 2<br>E: 0<br>K: 2<br>S: 9  | H: 2<br>LOB: 0<br>BB: 0<br>P: 9 | R: 2<br>E: 0<br>K: 0<br>S: 6 | H: 3<br>LOB: 1<br>BB: 0<br>P: 6 | R: 1<br>E: 0<br>K: 2<br>S: 8 | H: 1<br>LOB: 0<br>BB: 0<br>P: 8 | R: 0<br>E: 0<br>K: 1<br>S: 5  | H: 0<br>LOB: 1<br>BB: 1<br>P: 9 | R: 1<br>E: 1<br>K: 0<br>S: 4 | H: 1<br>LOB: 1<br>BB: 1<br>P: 8 | R: 0<br>E: 0<br>K: 0<br>S: 3 | H: 0<br>LOB: 0<br>BB: 0<br>P: 3 | R: 4<br>E: 2<br>K: 0<br>S: 7  | H: 3<br>LOB: 2<br>BB: 1<br>P: 11 | R: 0<br>E: 0<br>K: 0<br>S: 4 | H: 1<br>LOB: 2<br>BB: 1<br>P: 8 | R: 1<br>E: 0<br>K: 0<br>S: 5 | H: 2<br>LOB: 1<br>BB: 0<br>P: 5 | 1B: 6<br>2B: 4<br>3B: 0<br>HR: 3 | SF: 0<br>SAC: 1<br>DP: 2<br>HBP: 0 | WP: 0<br>PB: 0<br>SB: 1<br>CS: 0 | PA: 45 |
| <b>PITCHER</b>  | IP<br>WLS<br>BF<br>H<br>R<br>ER<br>SO<br>BB<br>IBB<br>HBP<br>BLK<br>WP<br>HR<br>S<br>P<br>ERA<br>WHIP |                                 |                              |                                 |                              |                                 |                               |                                 |                              |                                 |                              | <b>PITCHER</b>                  | IP<br>WLS<br>BF<br>H<br>R<br>ER<br>SO<br>BB<br>IBB<br>HBP<br>BLK<br>WP<br>HR<br>S<br>P<br>ERA<br>WHIP |                                  |                              |                                 |                              |                                 |                                  |                                    |                                  |        |
| Jim McAndrew, R (1, 1)<br>ERA: 5.47   | 4.0<br>L<br>19<br>6<br>5<br>5<br>5<br>1<br>0<br>0<br>0<br>0<br>2<br>28<br>32<br>11.25<br>1.750        |                                 |                              |                                 |                              |                                 |                               |                                 |                              |                                 |                              |                                 |   |                                  |                              |                                 |                              |                                 |                                  |                                    |                                  |        |
| Phil Hennigan, R (5, 1)<br>ERA: 4.42  | 2.0<br>8<br>1<br>1<br>1<br>0<br>1<br>0<br>0<br>0<br>0<br>0<br>0<br>7<br>11<br>4.50<br>1.000           |                                 |                              |                                 |                              |                                 |                               |                                 |                              |                                 |                              |                                 |   |                                  |                              |                                 |                              |                                 |                                  |                                    |                                  |        |
| Tug McGraw, L (7, 1)<br>ERA: 4.85   | 2.0<br>13<br>4<br>4<br>3<br>0<br>2<br>0<br>0<br>0<br>0<br>0<br>1<br>11<br>19<br>13.50<br>3.000        |                                 |                              |                                 |                              |                                 |                               |                                 |                              |                                 |                              |                                 |   |                                  |                              |                                 |                              |                                 |                                  |                                    |                                  |        |
| Ray Sadecki, L (9, 1)<br>ERA: 3.73  | 1.0<br>5<br>2<br>1<br>1<br>0<br>0<br>0<br>0<br>0<br>0<br>0<br>0<br>5<br>5<br>9.00<br>2.000            |                                 |                              |                                 |                              |                                 |                               |                                 |                              |                                 |                              |                                 |   |                                  |                              |                                 |                              |                                 |                                  |                                    |                                  |        |

Philadelphia Phillies @ New York Mets  
Shea Stadium, Flushing, NY  
Thu Jun 28 1973, 3:33 AM EDT  
Att. 9,965 - Unknown

livebaseballscorecards.com

|     |    |
|-----|----|
| AB  | 40 |
| R   | 11 |
| H   | 13 |
| RBI | 10 |
| BB  | 4  |
| SO  | 5  |
| LOB | 19 |



BOTTOM

Philadelphia Phillies @ New York Mets

Shea Stadium, Flushing, NY

Thu Jun 28 1973, 3:33 AM EDT  
Att. 9,965 - Unknown

livebaseballscorecards.com

|     |    |
|-----|----|
| AB  | 38 |
| R   | 4  |
| H   | 11 |
| RBI | 4  |
| BB  | 4  |
| SO  | 5  |
| LOB | 22 |



|     |   |     |    |
|-----|---|-----|----|
| WP: | 0 | PA: | 42 |
| PB: | 0 | SB: | 0  |
| CS: | 0 |     |    |

AB R H RBI BB SO LOB

|   |   |   |   |   |   |   |
|---|---|---|---|---|---|---|
| 5 | 0 | 3 | 1 | 0 | 0 | 0 |
| 4 | 1 | 0 | 0 | 1 | 0 | 5 |
| 4 | 1 | 3 | 0 | 1 | 0 | 1 |
| 4 | 0 | 0 | 0 | 1 | 1 | 5 |
| 5 | 0 | 1 | 1 | 0 | 0 | 3 |
| 4 | 2 | 1 | 0 | 1 | 0 | 3 |
| 4 | 0 | 2 | 2 | 0 | 2 | 0 |
| 4 | 0 | 0 | 0 | 0 | 2 | 3 |
| 1 | 0 | 1 | 0 | 0 | 0 | 0 |
| 1 | 0 | 0 | 0 | 0 | 0 | 0 |
| 0 | 0 | 0 | 0 | 0 | 0 | 0 |
| 1 | 0 | 0 | 0 | 0 | 0 | 0 |
| 0 | 0 | 0 | 0 | 0 | 0 | 0 |
| 1 | 0 | 0 | 0 | 0 | 0 | 2 |
| 0 | 0 | 0 | 0 | 0 | 0 | 0 |

Batter 1 2 3 4 5 6 7 8 9

|  |               |                 |              |               |               |              |              |        |
|--|---------------|-----------------|--------------|---------------|---------------|--------------|--------------|--------|
| <b>Wayne Garrett, L</b><br>OBP: 0.326, SLG: 0.356<br>(1, 5) X      | 0-0 L7<br>1B  | 0-0 FC6-4<br>1B | 0-0 E2<br>2B | 0-0 3-1       | 0-0 2B        | 0-0 F7<br>1B | 0-0 F3<br>2B | 0-0 1B |
| <b>Felix Millan, R</b><br>OBP: 0.297, SLG: 0.335<br>(1, 4) BBB     | 4-0 BB<br>1B  | 0-0 FC6-4<br>1B | 0-0 F8<br>2B | 0-0 F8<br>2B  | 0-0 F7<br>1B  | 0-0 F3<br>2B | 0-0 1B       | 0-0 1B |
| <b>Rusty Staub, L</b><br>OBP: 0.355, SLG: 0.419<br>(1, 9) X        | 0-0 F8<br>1B  | 0-0 2B          | 0-0 F8<br>2B | 0-0 F2<br>BB  | 0-0 6-3<br>2B | 0-0 F9<br>2B | 0-0 F7<br>1B | 0-0 1B |
| <b>John Milner, L</b><br>OBP: 0.330, SLG: 0.411<br>(1, 3) BBB      | 4-0 E<br>1B   | 0-0 F8<br>2B    | 0-0 F8<br>2B | 0-0 F2<br>BB  | 0-0 6-3<br>2B | 0-0 F9<br>2B | 0-3 K<br>1B  | 0-0 1B |
| <b>Ed Kranepool, L</b><br>OBP: 0.319, SLG: 0.359<br>(1, 7) X       | 0-0 E8<br>1B  | 0-0 F8<br>2B    | 0-0 F8<br>2B | 0-0 F7<br>1B  | 0-0 F8<br>2B  | 0-0 F9<br>2B | 0-0 F7<br>1B | 0-0 1B |
| <b>Jim Gosger, L</b><br>OBP: 0.306, SLG: 0.270<br>(1, 8) X         | 0-0 4-3<br>2B | 0-0 F8<br>2B    | 0-0 F8<br>2B | 0-0 F8<br>2B  | 0-0 F8<br>2B  | 0-0 F9<br>2B | 0-0 G3<br>1B | 0-0 1B |
| <b>Ron Hodges, L</b><br>OBP: 0.381, SLG: 0.474<br>(1, 2) 0.0.0.0   | 0-3 K<br>2B   | 0-0 K<br>2B     | 0-0 K<br>2B  | 0-3 K<br>2B   | 0-3 K<br>2B   | 0-0 F8<br>1B | 0-0 K<br>1B  | 0-0 1B |
| <b>Ted Martinez, R</b><br>OBP: 0.280, SLG: 0.267<br>(1, 6) 0.0.0.0 | 0-3 K<br>2B   | 0-0 P5<br>2B    | 0-0 P5<br>2B | 0-0 F8<br>1B  | 0-0 F8<br>1B  | 0-0 F9<br>1B | 0-3 K<br>1B  | 0-0 1B |
| <b>Jim McAndrew, R</b><br>OBP: 0.444, SLG: 0.250<br>(1, 1) X       | 0-0 F7<br>1B  | 0-0 F7<br>1B    | 0-0 F7<br>1B | 0-0 4-3<br>2B | 0-0 4-3<br>2B | 0-0 F9<br>1B | 0-0 F9<br>1B | 0-0 1B |
| <b>Ken Boswell, L</b><br>OBP: 0.265, SLG: 0.295<br>(4, PH)         | 0-0 F7<br>1B  | 0-0 F7<br>1B    | 0-0 F7<br>1B | 0-0 4-3<br>2B | 0-0 4-3<br>2B | 0-0 F9<br>1B | 0-0 F9<br>1B | 0-0 1B |
| <b>Phil Hennigan, R</b><br>OBP: 0.353, SLG: 0.333<br>(5, 1)        | 0-0 F7<br>1B  | 0-0 F7<br>1B    | 0-0 F7<br>1B | 0-0 4-3<br>2B | 0-0 4-3<br>2B | 0-0 F9<br>1B | 0-0 F9<br>1B | 0-0 1B |
| <b>Jim Beauchamp, R</b><br>OBP: 0.333, SLG: 0.333<br>(6, PH)       | 0-0 F7<br>1B  | 0-0 F7<br>1B    | 0-0 F7<br>1B | 0-0 4-3<br>2B | 0-0 4-3<br>2B | 0-0 F9<br>1B | 0-0 F9<br>1B | 0-0 1B |
| <b>Tug McGraw, R</b><br>OBP: 0.167, SLG: 0.167<br>(7, 1)           | 0-0 F7<br>1B  | 0-0 F7<br>1B    | 0-0 F7<br>1B | 0-0 4-3<br>2B | 0-0 4-3<br>2B | 0-0 F9<br>1B | 0-0 F9<br>1B | 0-0 1B |
| <b>George Theodore, R</b><br>OBP: 0.317, SLG: 0.319<br>(8, PH)     | 0-0 F7<br>1B  | 0-0 F7<br>1B    | 0-0 F7<br>1B | 0-0 4-3<br>2B | 0-0 4-3<br>2B | 0-0 F9<br>1B | 0-0 F9<br>1B | 0-0 1B |
| <b>Ray Sadecki, L</b><br>OBP: 0.200, SLG: 0.200<br>(9, 1)          | 0-0 F7<br>1B  | 0-0 F7<br>1B    | 0-0 F7<br>1B | 0-0 4-3<br>2B | 0-0 4-3<br>2B | 0-0 F9<br>1B | 0-0 F9<br>1B | 0-0 1B |

|                     |                          |                         |                          |                        |                          |                        |                          |                        |                          |                        |                          |                        |                          |                        |                          |                        |                          |                        |                         |                           |              |
|---------------------|--------------------------|-------------------------|--------------------------|------------------------|--------------------------|------------------------|--------------------------|------------------------|--------------------------|------------------------|--------------------------|------------------------|--------------------------|------------------------|--------------------------|------------------------|--------------------------|------------------------|-------------------------|---------------------------|--------------|
| <b>Inning Stats</b> | R: 1 H: 1 E: 1 K: 0 S: 4 | H: 1 LOB: 2 BB: 2 P: 12 | R: 0 H: 2 E: 0 K: 2 S: 9 | H: 2 LOB: 2 BB: 0 P: 9 | R: 2 H: 2 E: 0 K: 0 S: 5 | H: 2 LOB: 1 BB: 1 P: 9 | R: 0 H: 1 E: 1 K: 0 S: 4 | H: 1 LOB: 2 BB: 1 P: 8 | R: 0 H: 0 E: 0 K: 1 S: 5 | H: 0 LOB: 0 BB: 0 P: 5 | R: 0 H: 0 E: 0 K: 0 S: 3 | H: 0 LOB: 0 BB: 0 P: 3 | R: 0 H: 1 E: 0 K: 0 S: 4 | H: 1 LOB: 1 BB: 0 P: 4 | R: 1 H: 3 E: 0 K: 1 S: 8 | H: 3 LOB: 2 BB: 0 P: 8 | R: 0 H: 1 E: 0 K: 1 S: 6 | H: 1 LOB: 1 BB: 0 P: 6 | 1B: 6 2B: 5 3B: 0 HR: 0 | SF: 0 SAC: 0 DP: 0 HBP: 0 | WP: 0 PA: 42 |
|---------------------|--------------------------|-------------------------|--------------------------|------------------------|--------------------------|------------------------|--------------------------|------------------------|--------------------------|------------------------|--------------------------|------------------------|--------------------------|------------------------|--------------------------|------------------------|--------------------------|------------------------|-------------------------|---------------------------|--------------|

|  |  |   |
|--|--|---|
| <b>PITCHER</b><br><b>Jim Lonborg, R</b><br>ERA: 5.77<br>(1, 1) | IP 9.0 WLS W BF 42 H 11 R 4 ER 4 SO 5 BB 4 IBB 0 HBP 0 BLK 0 WP 0 HR 0 S 48 P 64 ERA 4.00 WHIP 1.667 | <b>PITCHER</b><br>IP WLS BF H R ER SO BB IBB HBP BLK WP HR S P ERA WHIP |
|--|--|---|

| Batter  | 1   | 2                               | 3                            | 4                               | 5                            | 6                               | 7                            | 8                               | 9                            | 10                              | AB R H RBI BB SO LOB         | TOP  |                              |                                 |                              |                                  |                              |                                  |                              |                                  |                                  |                                    |                                  |        |  |  |  |  |  |
|---|---|---------------------------------|------------------------------|---------------------------------|------------------------------|---------------------------------|------------------------------|---------------------------------|------------------------------|---------------------------------|------------------------------|--|------------------------------|---------------------------------|------------------------------|----------------------------------|------------------------------|----------------------------------|------------------------------|----------------------------------|----------------------------------|------------------------------------|----------------------------------|--------|--|--|--|--|--|
| Don Hahn, R (1, 8)<br>OBP: 0.273, SLG: 0.333          | 0-0<br>F8   |                                 | 0-3<br>K                     |                                 |                              | 0-0<br>FC6-4<br>1B              |                              | 0-3<br>K                        | 0-0<br>F8                    |                                 | 5 1 0 0 0 2 3                | <p><b>New York Mets @ Chicago Cubs</b><br/> Wrigley Field, Chicago, IL<br/> Fri Jun 29 1973, 3:33 AM CDT<br/> Att: 22,293 - Sunny - 70 F</p> |                              |                                 |                              |                                  |                              |                                  |                              |                                  |                                  |                                    |                                  |        |  |  |  |  |  |
| Felix Millan, R (1, 4)<br>OBP: 0.303, SLG: 0.337      | 0-0<br>FC3-6<br>1B                                    |                                 |                              | 0-0<br>G6-4-3<br>1B             |                              | 0-0<br>F7                       |                              | 4-0<br>BB<br>BB                 | 0-3<br>K                     |                                 | 4 0 2 0 1 1 3                |  |                              |                                 |                              |                                  |                              |                                  |                              |                                  |                                  |                                    |                                  |        |  |  |  |  |  |
| Wayne Garrett, L (1, 5)<br>OBP: 0.328, SLG: 0.354     | 0-0<br>FC3-6<br>1-2f                                  |                                 |                              | 0-0<br>G6-4-3<br>1-2f           |                              | 0-0<br>1B<br>1B                 |                              | 0-0<br>P6                       |                              | 4-0<br>SH5-3<br>BB              | 4 0 1 0 1 0 3                |  |                              |                                 |                              |                                  |                              |                                  |                              |                                  |                                  |                                    |                                  |        |  |  |  |  |  |
| Rusty Staub, L (1, 9)<br>OBP: 0.359, SLG: 0.424       | 0-0<br>F8   |                                 |                              | 0-0<br>2B                       |                              | 0-0<br>FC4-6<br>1B              |                              | 4-0<br>1-2<br>BB                |                              | 0-3<br>K                        | 4 0 2 1 1 1 2                |  |                              |                                 |                              |                                  |                              |                                  |                              |                                  |                                  |                                    |                                  |        |  |  |  |  |  |
| Ed Kranepool, L (1, 7)<br>OBP: 0.312, SLG: 0.350      |   | 0-3<br>K                        |                              |                                 |                              | 0-0<br>FC4-6<br>1B              |                              | 0-0<br>3-1                      |                              | 0-0<br>SH5-3<br>1-2             | 4 0 0 0 0 1 5                |  |                              |                                 |                              |                                  |                              |                                  |                              |                                  |                                  |                                    |                                  |        |  |  |  |  |  |
| Jim Gosger, L (9, 7)<br>OBP: 0.306, SLG: 0.270        |   |                                 |                              |                                 |                              |                                 |                              |                                 |                              |                                 | 0 0 0 0 0 0 0                |  |                              |                                 |                              |                                  |                              |                                  |                              |                                  |                                  |                                    |                                  |        |  |  |  |  |  |
| George Theodore, R (10, PH)<br>OBP: 0.317, SLG: 0.319 |   |                                 |                              |                                 |                              |                                 |                              |                                 |                              |                                 | 0 0 0 0 0 0 0                |  |                              |                                 |                              |                                  |                              |                                  |                              |                                  |                                  |                                    |                                  |        |  |  |  |  |  |
| John Milner, L (1, 3)<br>OBP: 0.332, SLG: 0.429       |   | 0-3<br>K                        |                              |                                 |                              | 0-0<br>FC4-6<br>1B              |                              | 0-0<br>F9                       |                              | 0-0<br>HR                       | 0-3<br>K                     |  | 5 1 2 1 0 2 1                |                                 |                              |                                  |                              |                                  |                              |                                  |                                  |                                    |                                  |        |  |  |  |  |  |
| Ron Hodges, L (1, 2)<br>OBP: 0.370, SLG: 0.452        |   | 0-0<br>3-1                      |                              |                                 |                              | 0-0<br>FC4-6<br>1-2f<br>G6-3    |                              | 0-0<br>F5                       |                              | 0-0<br>1B<br>BB<br>1B           | 4 0 1 0 0 0 1                |  |                              |                                 |                              |                                  |                              |                                  |                              |                                  |                                  |                                    |                                  |        |  |  |  |  |  |
| Ted Martinez, R (1, 6)<br>OBP: 0.279, SLG: 0.266      |   |                                 | 0-0<br>4-3                   |                                 |                              | 0-0<br>G6-3<br>1-2f             |                              | 0-0<br>6-3                      |                              | 0-0<br>1-3<br>1B                | 4 0 1 0 0 0 1                |  |                              |                                 |                              |                                  |                              |                                  |                              |                                  |                                  |                                    |                                  |        |  |  |  |  |  |
| Tom Seaver, R (1, 1)<br>OBP: 0.233, SLG: 0.250        |   |                                 | 0-0<br>1-3                   |                                 |                              |                                 |                              | 0-0<br>HR                       |                              | 4-0<br>1-2<br>3-H<br>BB         | 2 0 1 0 0 0 0                |  |                              |                                 |                              |                                  |                              |                                  |                              |                                  |                                  |                                    |                                  |        |  |  |  |  |  |
| Ken Boswell, L (8, PH)<br>OBP: 0.271, SLG: 0.378      |   |                                 |                              |                                 |                              |                                 |                              |                                 |                              |                                 | 1 1 1 1 0 0 0                |  |                              |                                 |                              |                                  |                              |                                  |                              |                                  |                                  |                                    |                                  |        |  |  |  |  |  |
| Buzz Capra, R (8, 1)                                  |   |                                 |                              |                                 |                              |                                 |                              |                                 |                              |                                 | 0 0 0 0 1 0 0                |  |                              |                                 |                              |                                  |                              |                                  |                              |                                  |                                  |                                    |                                  |        |  |  |  |  |  |
| Tug McGraw, R (10, 1)<br>OBP: 0.167, SLG: 0.167       |   |                                 |                              |                                 |                              |                                 |                              |                                 |                              |                                 | 0 0 0 0 0 0 0                |  |                              |                                 |                              |                                  |                              |                                  |                              |                                  |                                  |                                    |                                  |        |  |  |  |  |  |
| <b>Inning Stats</b>                                   | R: 0<br>E: 0<br>K: 0<br>S: 4                          | H: 1<br>LOB: 1<br>BB: 0<br>P: 4 | R: 0<br>E: 0<br>K: 2<br>S: 7 | H: 0<br>LOB: 0<br>BB: 0<br>P: 7 | R: 0<br>E: 0<br>K: 1<br>S: 5 | H: 0<br>LOB: 0<br>BB: 0<br>P: 5 | R: 0<br>E: 0<br>K: 0<br>S: 4 | H: 2<br>LOB: 1<br>BB: 0<br>P: 4 | R: 0<br>E: 0<br>K: 0<br>S: 3 | H: 1<br>LOB: 0<br>BB: 0<br>P: 3 | R: 1<br>E: 0<br>K: 0<br>S: 6 | H: 3<br>LOB: 2<br>BB: 0<br>P: 6  | R: 0<br>E: 0<br>K: 0<br>S: 3 | H: 0<br>LOB: 0<br>BB: 0<br>P: 3 | R: 1<br>E: 0<br>K: 1<br>S: 6 | H: 1<br>LOB: 2<br>BB: 2<br>P: 14 | R: 1<br>E: 0<br>K: 1<br>S: 7 | H: 3<br>LOB: 2<br>BB: 1<br>P: 11 | R: 0<br>E: 0<br>K: 2<br>S: 7 | H: 0<br>LOB: 1<br>BB: 1<br>P: 11 | 1B: 8<br>2B: 1<br>3B: 0<br>HR: 2 | SF: 0<br>SAC: 1<br>DP: 2<br>HBP: 0 | WP: 0<br>PB: 0<br>SB: 1<br>CS: 0 | PA: 42 |  |  |  |  |  |
| <b>PITCHER</b>  | IP WLS BF H R ER SO BB IBB HBP BLK WP HR S P ERA WHIP |                                 |                              |                                 |                              |                                 |                              |                                 |                              |                                 |                              |  |                              |                                 |                              |                                  |                              |                                  |                              |                                  |                                  |                                    |                                  |        |  |  |  |  |  |
| Rick Reuschel, R (1, 1)<br>ERA: 1.98                  | 7.2   |                                 | 31                           | 8                               | 2                            | 2                               | 4                            | 2                               | 0                            | 0                               | 0                            | 0  | 0                            | 1                               | 37                           | 45                               | 2.35                         | 1.304                            |                              |                                  |                                  |                                    |                                  |        |  |  |  |  |  |
| Jack Aker, R (8, 1)<br>ERA: 3.43                      | 0.2   |                                 | 5                            | 3                               | 1                            | 1                               | 0                            | 1                               | 0                            | 0                               | 0                            | 0  | 0                            | 1                               | 4                            | 8                                | 13.50                        | 6.000                            |                              |                                  |                                  |                                    |                                  |        |  |  |  |  |  |
| Ray Burris, R (9, 1)<br>ERA: 1.04                     | 0.2   |                                 | 3                            | 0                               | 0                            | 0                               | 1                            | 1                               | 0                            | 0                               | 0                            | 0  | 0                            | 0                               | 4                            | 8                                | 0.00                         | 1.500                            |                              |                                  |                                  |                                    |                                  |        |  |  |  |  |  |
| Dave LaRoche, L (10, 1)<br>ERA: 6.53                  | 1.0   | W                               | 3                            | 0                               | 0                            | 0                               | 2                            | 0                               | 0                            | 0                               | 0                            | 0  | 0                            | 0                               | 7                            | 7                                | 0.00                         | 0.000                            |                              |                                  |                                  |                                    |                                  |        |  |  |  |  |  |

livebaseballscores.com

AB 37  
R 3  
H 11  
RBI 3  
BB 4  
SO 7  
LOB 19





| Batter  | 1                            | 2                               | 3                            | 4                               | 5                            | 6                               | 7                            | 8                               | 9                            | AB R H RBI BB SO LOB            | TOP   |                                 |                              |                                 |                              |                                 |                                  |                                    |                                  |        |  |
|---|------------------------------|---------------------------------|------------------------------|---------------------------------|------------------------------|---------------------------------|------------------------------|---------------------------------|------------------------------|---------------------------------|---|---------------------------------|------------------------------|---------------------------------|------------------------------|---------------------------------|----------------------------------|------------------------------------|----------------------------------|--------|--|
| <b>Willie Mays, R</b> (1, 8) X<br>OBP: 0.268, SLG: 0.283<br><b>Don Hahn, R</b> (8, 8)<br>OBP: 0.273, SLG: 0.333 | 0-0<br>P4-3<br>              |                                 | 0-0<br>                      |                                 | 0-3<br>K<br>                 |                                 |                              | 0-0<br>P4-3<br>                 |                              | 4 0 1 1 0 1 0<br>0 0 0 0 0 0 0  |   |                                 |                              |                                 |                              |                                 |                                  |                                    |                                  |        |  |
| <b>Felix Millan, R</b> (1, 4) X<br>OBP: 0.299, SLG: 0.332   | 0-0<br>F9<br>                |                                 | 0-0<br>5-3<br>               |                                 | 0-3<br>K<br>                 |                                 |                              | 0-0<br>F9<br>                   |                              | 4 0 0 0 0 1 1                   |   |                                 |                              |                                 |                              |                                 |                                  |                                    |                                  |        |  |
| <b>Ken Boswell, L</b> (1, 5) X<br>OBP: 0.269, SLG: 0.354  | 0-0<br>F8<br>                |                                 |                              | 4-0<br>1B<br>FC5<br>BB<br>      |                              | 0-0<br>G3<br>                   |                              | 0-0<br>6-3<br>                  |                              | 3 1 0 0 1 0 0                   |   |                                 |                              |                                 |                              |                                 |                                  |                                    |                                  |        |  |
| <b>Rusty Staub, L</b> (1, 9)<br>OBP: 0.364, SLG: 0.432  |                              | 0-0<br>P5-4-3<br>1B<br>         |                              | 0-0<br>FC5<br>1B<br>            |                              | 0-0<br>F9<br>                   |                              | 0-0<br>2B<br>                   |                              | 4 0 3 0 0 0 0                   |   |                                 |                              |                                 |                              |                                 |                                  |                                    |                                  |        |  |
| <b>George Theodore, R</b> (1, 7)<br>OBP: 0.305, SLG: 0.306  |                              | 0-0<br>P5-4-3<br>1-2f<br>       |                              | 0-0<br>FC5<br>P4-6-3<br>        |                              |                                 | 0-0<br>6-3<br>               |                                 | 0-0<br>P4-3<br>              |                                 | 4 0 0 1 0 0 3   |                                 |                              |                                 |                              |                                 |                                  |                                    |                                  |        |  |
| <b>John Milner, L</b> (1, 3)<br>OBP: 0.327, SLG: 0.421  |                              | 0-3<br>K<br>                    |                              | 0-0<br>F7<br>                   |                              |                                 | 0-0<br>P4-3<br>              |                                 |                              | 3 0 0 0 0 1 2                   |   |                                 |                              |                                 |                              |                                 |                                  |                                    |                                  |        |  |
| <b>Ron Hodges, L</b> (1, 2)<br>OBP: 0.347, SLG: 0.422   |                              |                                 | 0-0<br>F7<br>                | 0-0<br>P4-6-3<br>1-2f<br>       |                              |                                 | 0-0<br>F7<br>                |                                 |                              | 3 0 0 0 0 0 2                   |   |                                 |                              |                                 |                              |                                 |                                  |                                    |                                  |        |  |
| <b>Ted Martinez, R</b> (1, 6)<br>OBP: 0.280, SLG: 0.268   |                              |                                 | 0-0<br>SH3-4<br>2B<br>1B<br> |                                 | 0-0<br>P6<br>                |                                 |                              | 0-0<br>6-3<br>                  |                              | 3 1 1 0 0 0 0                   |   |                                 |                              |                                 |                              |                                 |                                  |                                    |                                  |        |  |
| <b>Jon Matlack, L</b> (1, 1)<br>OBP: 0.250, SLG: 0.111  |                              |                                 | 0-0<br>SH3-4<br>1-2<br>      |                                 | 0-3<br>K<br>                 |                                 |                              | 0-0<br>1-3<br>                  |                              | 2 0 0 0 0 1 0                   |   |                                 |                              |                                 |                              |                                 |                                  |                                    |                                  |        |  |
| <b>Inning Stats</b>   | R: 0<br>E: 0<br>K: 0<br>S: 3 | H: 0<br>LOB: 0<br>BB: 0<br>P: 3 | R: 0<br>E: 0<br>K: 1<br>S: 5 | H: 1<br>LOB: 0<br>BB: 0<br>P: 5 | R: 1<br>E: 0<br>K: 0<br>S: 5 | H: 2<br>LOB: 1<br>BB: 0<br>P: 5 | R: 1<br>E: 0<br>K: 0<br>S: 4 | H: 1<br>LOB: 1<br>BB: 1<br>P: 8 | R: 0<br>E: 0<br>K: 2<br>S: 7 | H: 0<br>LOB: 0<br>BB: 0<br>P: 7 | R: 0<br>E: 0<br>K: 1<br>S: 5  | H: 0<br>LOB: 0<br>BB: 0<br>P: 5 | R: 0<br>E: 0<br>K: 0<br>S: 3 | H: 0<br>LOB: 0<br>BB: 0<br>P: 3 | R: 0<br>E: 0<br>K: 0<br>S: 4 | H: 1<br>LOB: 1<br>BB: 0<br>P: 4 | 1B: 3<br>2B: 2<br>3B: 0<br>HR: 0 | SF: 0<br>SAC: 1<br>DP: 2<br>HBP: 0 | WP: 0<br>PB: 0<br>SB: 0<br>CS: 0 | PA: 32 |  |
| <b>PITCHER</b><br><b>Burt Hooton, R</b> (1, 1)<br>ERA: 4.19   | IP: 9.0                      | WLS: L                          | BF: 32                       | H: 5                            | R: 2                         | ER: 2                           | SO: 4                        | BB: 1                           | IBB: 0                       | HBP: 0                          | BLK: 0  | WP: 0                           | HR: 0                        | S: 39                           | P: 43                        | ERA: 2.00                       | WHIP: 0.667                      |                                    |                                  |        |  |
|   |                              |                                 |                              |                                 |                              |                                 |                              |                                 |                              |                                 | <b>PITCHER</b><br>IP: WLS: BF: H: R: ER: SO: BB: IBB: HBP: BLK: WP: HR: S: P: ERA: WHIP |                                 |                              |                                 |                              |                                 |                                  |                                    |                                  |        |  |

**New York Mets @ Chicago Cubs**  
 Wrigley Field, Chicago, IL  
 Sat Jun 30 1973, 3:33 AM CDT  
 Att. 29,512 - Cloudy - 70 F

[livebaseballscorecards.com](http://livebaseballscorecards.com)

|            |           |
|------------|-----------|
| <b>AB</b>  | <b>30</b> |
| <b>R</b>   | <b>2</b>  |
| <b>H</b>   | <b>5</b>  |
| <b>RBI</b> | <b>2</b>  |
| <b>BB</b>  | <b>1</b>  |
| <b>SO</b>  | <b>4</b>  |
| <b>LOB</b> | <b>8</b>  |



| Batter   | 1                 | 2                | 3                                 | 4                 | 5                | 6                                | 7                  | 8                       | 9                | AB R H RBI BB SO LOB |
|--|-------------------|------------------|-----------------------------------|-------------------|------------------|----------------------------------|--------------------|-------------------------|------------------|----------------------|
| <b>Rick Monday, L</b> (1, 8)<br>OBP: 0.399, SLG: 0.532     | 0-3<br><b>K</b>   |                  | 0-0<br>1-2<br><b>G6-4-3</b><br>1B |                   |                  | 0-0<br><b>G3</b>                 |                    | 0-0<br><b>P1</b>        |                  | 4 0 1 0 0 1 0        |
| <b>Don Kessinger, S</b> (1, 6)<br>OBP: 0.367, SLG: 0.331   | 0-0<br><b>L3</b>  |                  | 0-0<br>1-2f<br><b>G6-4-3</b>      |                   |                  | 0-0<br><b>2B</b><br>1B           |                    | 0-0<br><b>6-3</b>       |                  | 4 1 1 0 0 0 2        |
| <b>Jose Cardenal, R</b> (1, 9)<br>OBP: 0.384, SLG: 0.485   | 0-0<br><b>6-3</b> |                  |                                   | 0-0<br><b>6-3</b> |                  | 0-0<br>1-H<br><b>2B</b>          |                    | 4-0<br>1B<br><b>BB</b>  |                  | 3 0 1 1 1 0 0        |
| <b>Jim Hickman, R</b> (1, 3)<br>OBP: 0.352, SLG: 0.228     |                   | 4-0<br><b>BB</b> |                                   | 0-0<br><b>P6</b>  |                  | 0-0<br><b>F9</b>                 |                    | 0-0<br>1-3<br><b>1B</b> |                  | 3 0 1 0 1 0 1        |
| <b>Cleo James, R</b> (8, PR)<br>OBP: 0.139, SLG: 0.114     |                   |                  |                                   |                   |                  |                                  |                    |                         |                  | 0 0 0 0 0 0 0        |
| <b>Ron Santo, R</b> (1, 5)<br>OBP: 0.383, SLG: 0.481       |                   | 0-0<br><b>F9</b> |                                   | 0-0<br><b>4-3</b> |                  | 4-0<br><b>FC6-4</b><br><b>BB</b> |                    | 0-3<br><b>K</b>         |                  | 3 0 0 0 1 1 3        |
| <b>Carmen Fanzone, R</b> (1, 7)<br>OBP: 0.383, SLG: 0.569  |                   | 0-3<br><b>K</b>  |                                   |                   | 0-0<br><b>2B</b> | 0-0<br>1-2f<br><b>FC6-4</b>      |                    | 0-0<br><b>F8</b>        |                  | 4 0 1 0 0 1 3        |
| <b>Ken Rudolph, R</b> (1, 2)<br>OBP: 0.224, SLG: 0.344     |                   | 0-3<br><b>K</b>  |                                   |                   | 0-0<br><b>P6</b> |                                  | 0-0<br><b>4-3</b>  |                         | 0-3<br><b>K</b>  | 2 0 0 0 0 1 2        |
| <b>Glenn Beckert, R</b> (7, PH)<br>OBP: 0.326, SLG: 0.309  |                   |                  |                                   |                   |                  |                                  |                    |                         |                  | 1 0 0 0 0 0 0        |
| <b>Randy Hundley, R</b> (8, 2)<br>OBP: 0.271, SLG: 0.360   |                   |                  |                                   |                   |                  |                                  |                    |                         |                  | 1 0 0 0 0 1 0        |
| <b>Paul Popovich, S</b> (1, 4)<br>OBP: 0.263, SLG: 0.227   |                   |                  | 0-0<br><b>F7</b>                  |                   | 0-3<br><b>K</b>  |                                  | 0-0<br><b>P6-3</b> |                         | 0-0<br><b>F9</b> | 3 0 0 0 0 1 1        |
| <b>Billy Williams, L</b> (9, PH)<br>OBP: 0.379, SLG: 0.442 |                   |                  |                                   |                   |                  |                                  |                    |                         |                  | 1 0 0 0 0 0 0        |
| <b>Burt Hooton, R</b> (1, 1)<br>OBP: 0.286, SLG: 0.211     |                   |                  | 4-0<br>1B<br><b>BB</b>            |                   | 0-0<br><b>F8</b> |                                  | 0-3<br><b>K</b>    |                         |                  | 2 0 0 0 1 1 1        |

| Inning Stats  | R: 0 | H: 0 | E: 0 | K: 1 | S: 5 | R: 0 | H: 0 | E: 0 | K: 2 | S: 7 | R: 0 | H: 1 | E: 0 | K: 0 | S: 3 | R: 0 | H: 0 | E: 0 | K: 0 | S: 3 | R: 0 | H: 1 | E: 0 | K: 1 | S: 6 | R: 1 | H: 2 | E: 0 | K: 0 | S: 5 | R: 0 | H: 0 | E: 0 | K: 1 | S: 5 | R: 0 | H: 1 | E: 0 | K: 1 | S: 6 | R: 0 | H: 0 | E: 0 | K: 1 | S: 6 | R: 0 | H: 0 | E: 0 | K: 1 | S: 5 | R: 0 | H: 0 | E: 0 | K: 1 | S: 5 | 1B: 3 | 2B: 2 | 3B: 0 | HR: 0 | SF: 0 | SAC: 0 | DP: 1 | HBP: 0 | WP: 0 | PB: 0 | SB: 0 | CS: 0 | PA: 35 |
|---|------|------|------|------|------|------|------|------|------|------|------|------|------|------|------|------|------|------|------|------|------|------|------|------|------|------|------|------|------|------|------|------|------|------|------|------|------|------|------|------|------|------|------|------|------|------|------|------|------|------|------|------|------|------|------|-------|-------|-------|-------|-------|--------|-------|--------|-------|-------|-------|-------|--------|
| <b>PITCHER</b><br><b>Jon Mattack, L</b> (1, 1)<br>ERA: 3.81 | IP   | WLS  | BF   | H    | R    | ER   | SO   | BB   | IBB  | HBP  | BLK  | WP   | HR   | S    | P    | ERA  | WHIP |      |      |      |      |      |      |      |      |      |      |      |      |      |      |      |      |      |      | IP   | WLS  | BF   | H    | R    | ER   | SO   | BB   | IBB  | HBP  | BLK  | WP   | HR   | S    | P    | ERA  | WHIP |      |      |      |       |       |       |       |       |        |       |        |       |       |       |       |        |

**NEW YORK METS @ CHICAGO CUBS**  
 Wrigley Field, Chicago, IL  
 Sat Jun 30 1973, 3:33 AM CDT  
 Att. 29,512 - Cloudy - 70 F

livebaseballscorecards.com

|            |           |
|------------|-----------|
| <b>AB</b>  | <b>31</b> |
| <b>R</b>   | <b>1</b>  |
| <b>H</b>   | <b>5</b>  |
| <b>RBI</b> | <b>1</b>  |
| <b>BB</b>  | <b>4</b>  |
| <b>SO</b>  | <b>7</b>  |
| <b>LOB</b> | <b>13</b> |



| Batter  | 1   | 2                               | 3                            | 4                               | 5                            | 6                               | 7                            | 8                                | 9                                     | AB R H RBI BB SO LOB            | TOP                          |                                 |                              |                                 |                              |                                 |                                  |                                    |                                  |        |
|---|---|---------------------------------|------------------------------|---------------------------------|------------------------------|---------------------------------|------------------------------|----------------------------------|---------------------------------------|---------------------------------|------------------------------|---------------------------------|------------------------------|---------------------------------|------------------------------|---------------------------------|----------------------------------|------------------------------------|----------------------------------|--------|
| <b>Willie Mays, R</b> (1, 8)<br><small>OBP: 0.259, SLG: 0.272</small><br><b>Don Hahn, R</b> (7, 8)<br><small>OBP: 0.273, SLG: 0.333</small>                 | 0-0<br>F7   |                                 | 0-0<br>6-3                   |                                 | 0-0<br>F3                    |                                 | 0-3<br>K                     |                                  |                                       | 4 0 0 0 0 1 0<br>0 0 0 0 0 0 0  |                              |                                 |                              |                                 |                              |                                 |                                  |                                    |                                  |        |
| <b>Felix Millan, R</b> (1, 4)<br><small>OBP: 0.305, SLG: 0.336</small>  | 0-0<br>L5   |                                 |                              | 0-0<br>BB<br>HR<br>1B           |                              | 0-0<br>1B<br>SF8<br>1B          |                              | 4-0<br>BB<br>FC6-4<br>BB         |                                       | 3 2 2 0 1 0 0                   |                              |                                 |                              |                                 |                              |                                 |                                  |                                    |                                  |        |
| <b>John Milner, L</b> (1, 3)<br><small>OBP: 0.330, SLG: 0.440</small>   | 0-0<br>HR   |                                 |                              | 0-0<br>F7                       |                              | 0-0<br>1B<br>1B                 |                              | 0-0<br>F9                        |                                       | 4 2 2 1 0 0 2                   |                              |                                 |                              |                                 |                              |                                 |                                  |                                    |                                  |        |
| <b>Rusty Staub, L</b> (1, 9)<br><small>OBP: 0.359, SLG: 0.428</small>   | 0-3<br>K  |                                 |                              | 0-0<br>F8                       |                              | 0-0<br>SF8                      |                              | 0-3<br>K                         |                                       | 3 0 0 1 0 2 2                   |                              |                                 |                              |                                 |                              |                                 |                                  |                                    |                                  |        |
| <b>Ed Kranepool, L</b> (1, 7)<br><small>OBP: 0.318, SLG: 0.352</small><br><b>George Theodore, R</b> (8, PH)<br><small>OBP: 0.302, SLG: 0.303</small> (8, 7) |   | 0-3<br>K                        |                              | 4-0<br>1-2<br>HR<br>BB          |                              | 0-0<br>2-H<br>1B                |                              | 0-0<br>FC6-4<br>1-2f             |                                       | 2 1 1 1 1 1 0<br>1 0 0 0 0 0 1  |                              |                                 |                              |                                 |                              |                                 |                                  |                                    |                                  |        |
| <b>Wayne Garrett, L</b> (1, 5)<br><small>OBP: 0.330, SLG: 0.368</small>   |   | 0-0<br>4-3                      |                              | 0-0<br>1-H<br>2-H<br>HR         |                              | 0-0<br>L8                       |                              | 4-0<br>FC5-6<br>1B<br>BB         |                                       | 3 1 1 3 1 0 1                   |                              |                                 |                              |                                 |                              |                                 |                                  |                                    |                                  |        |
| <b>Ron Hodges, L</b> (1, 2)<br><small>OBP: 0.340, SLG: 0.408</small>  |   | 0-0<br>F9                       |                              | 0-3<br>K                        |                              | 0-0<br>F7                       |                              | 0-0<br>FC5-6<br>1-2<br>1B        |                                       | 4 0 1 0 0 1 1                   |                              |                                 |                              |                                 |                              |                                 |                                  |                                    |                                  |        |
| <b>Ted Martinez, R</b> (1, 6)<br><small>OBP: 0.273, SLG: 0.261</small>  |   |                                 | 0-3<br>K                     |                                 | 0-0<br>P6                    |                                 | 0-0<br>6-3                   |                                  | 0-0<br>FC5-6<br>1-2<br>2-3f<br>G5-4-3 | 4 0 0 0 0 1 2                   |                              |                                 |                              |                                 |                              |                                 |                                  |                                    |                                  |        |
| <b>Jerry Koosman, R</b> (1, 1)<br><small>OBP: 0.125, SLG: 0.103</small><br><b>Tug McGraw, R</b> (9, 1)<br><small>OBP: 0.167, SLG: 0.167</small>             |   |                                 | 0-3<br>K                     |                                 | 0-0<br>G3                    |                                 | 0-0<br>6-3                   |                                  | 0-0<br>G5-4-3<br>1-2f                 | 4 0 0 0 0 1 2<br>0 0 0 0 0 0 0  |                              |                                 |                              |                                 |                              |                                 |                                  |                                    |                                  |        |
| <b>Inning Stats</b>   | R: 1<br>E: 0<br>K: 1<br>S: 6                          | H: 1<br>LOB: 0<br>BB: 0<br>P: 6 | R: 0<br>E: 0<br>K: 1<br>S: 5 | H: 0<br>LOB: 0<br>BB: 0<br>P: 5 | R: 0<br>E: 0<br>K: 2<br>S: 7 | H: 0<br>LOB: 0<br>BB: 0<br>P: 7 | R: 3<br>E: 0<br>K: 1<br>S: 7 | H: 2<br>LOB: 0<br>BB: 1<br>P: 11 | R: 0<br>E: 0<br>K: 0<br>S: 6          | H: 3<br>LOB: 1<br>BB: 0<br>P: 6 | R: 0<br>E: 0<br>K: 1<br>S: 5 | H: 0<br>LOB: 0<br>BB: 0<br>P: 5 | R: 0<br>E: 0<br>K: 1<br>S: 5 | H: 0<br>LOB: 1<br>BB: 1<br>P: 9 | R: 0<br>E: 0<br>K: 0<br>S: 3 | H: 1<br>LOB: 1<br>BB: 1<br>P: 7 | 1B: 5<br>2B: 0<br>3B: 0<br>HR: 2 | SF: 1<br>SAC: 0<br>DP: 1<br>HBP: 0 | WP: 0<br>PB: 0<br>SB: 0<br>CS: 0 | PA: 36 |
| <b>PITCHER</b>  | IP WLS BF H R ER SO BB IBB HBP BLK WP HR S P ERA WHIP |                                 |                              |                                 |                              |                                 |                              |                                  |                                       |                                 |                              |                                 |                              |                                 |                              |                                 |                                  |                                    |                                  |        |
| <b>Fergie Jenkins, R</b> (1, 1)<br><small>ERA: 3.41</small><br><b>Dave LaRoche, L</b> (8, 1)<br><small>ERA: 5.96</small>                                    | 7.0 L 28 6 6 6 6 1 0 0 0 0 2 39 43 7.71 1.000         |                                 |                              |                                 |                              |                                 |                              |                                  |                                       |                                 |                              |                                 |                              |                                 |                              |                                 |                                  |                                    |                                  |        |
|   | 2.0 8 1 0 0 1 2 0 0 0 0 0 8 16 0.00 1.500             |                                 |                              |                                 |                              |                                 |                              |                                  |                                       |                                 |                              |                                 |                              |                                 |                              |                                 |                                  |                                    |                                  |        |

**New York Mets @ Chicago Cubs**  
 Wrigley Field, Chicago, IL  
 Sun Jul 01 1973, 3:33 AM CDT  
 Sunny - 82 F

livebaseballscorecards.com

|            |    |
|------------|----|
| <b>AB</b>  | 32 |
| <b>R</b>   | 6  |
| <b>H</b>   | 7  |
| <b>RBI</b> | 6  |
| <b>BB</b>  | 3  |
| <b>SO</b>  | 7  |
| <b>LOB</b> | 11 |





BOTTOM

New York Mets @ Chicago Cubs  
Wrigley Field, Chicago, IL  
Sun Jul 01 1973, 3:33 AM CDT  
Sunny - 82 F

livebaseballscorecards.com

|     |    |
|-----|----|
| AB  | 33 |
| R   | 5  |
| H   | 10 |
| RBI | 5  |
| BB  | 2  |
| SO  | 6  |
| LOB | 10 |



|     |   |     |    |
|-----|---|-----|----|
| WP: | 1 | PA: | 37 |
| PB: | 0 |     |    |
| SB: | 0 |     |    |
| CS: | 0 |     |    |

AB R H RBI BB SO LOB

|     |   |      |   |   |   |   |
|-----|---|------|---|---|---|---|
| 4   | 0 | 1    | 0 | 0 | 2 | 1 |
| 0   | 0 | 0    | 0 | 0 | 0 | 0 |
| 1   | 0 | 0    | 0 | 0 | 0 | 1 |
| 4   | 0 | 0    | 0 | 0 | 1 | 1 |
| 4   | 0 | 0    | 0 | 0 | 0 | 0 |
| 4   | 2 | 3    | 0 | 0 | 0 | 0 |
| 3   | 1 | 2    | 1 | 1 | 0 | 1 |
| 3   | 2 | 1    | 2 | 1 | 0 | 3 |
| 4   | 0 | 3    | 1 | 0 | 0 | 0 |
| 3   | 0 | 0    | 0 | 0 | 0 | 2 |
| 2   | 0 | 0    | 0 | 0 | 2 | 0 |
| 1   | 0 | 0    | 1 | 0 | 1 | 1 |
| 1B: | 7 | SF:  | 1 |   |   |   |
| 2B: | 3 | SAC: | 1 |   |   |   |
| 3B: | 0 | DP:  | 2 |   |   |   |
| HR: | 1 | HBP: | 0 |   |   |   |

| Batter  | 1               | 2                            | 3              | 4               | 5                               | 6               | 7               | 8                               | 9              |
|---|-----------------|------------------------------|----------------|-----------------|---------------------------------|-----------------|-----------------|---------------------------------|----------------|
| Rick Monday, L<br>OBP: 0.397, SLG: 0.528<br>Dave LaRoche, L<br>OBP: 0.667, SLG: 0.500<br>Cleo James, R<br>OBP: 0.135, SLG: 0.111<br>(1, 8)<br>(8, 1)<br>(9, PH) | 0-3<br>K<br>①   |                              | 0-3<br>K<br>②  |                 | 0-0<br>G5-4-3<br>1B<br>①        |                 | 0-0<br>4-3<br>③ |                                 | 0-0<br>F7<br>③ |
| Glenn Beckert, R<br>OBP: 0.322, SLG: 0.305<br>(1, 4)  | 0-3<br>K<br>②   |                              | 0-0<br>P4<br>③ |                 | 0-0<br>G5-4-3<br>1-2f<br>②<br>③ |                 |                 | 0-0<br>1-3<br>①                 |                |
| Billy Williams, L<br>OBP: 0.375, SLG: 0.435<br>(1, 7)   | 0-0<br>4-3<br>③ |                              |                | 0-0<br>4-3<br>① |                                 | 0-0<br>1-3<br>① |                 | 0-0<br>F9<br>②                  |                |
| Jose Cardenal, R<br>OBP: 0.389, SLG: 0.493<br>(1, 9)<br>(8, 8)  |                 | 0-0<br>9-3<br>BB<br>2B<br>1B |                | 0-0<br>1B<br>2B |                                 | 0-0<br>F7       |                 | 0-0<br>1B                       |                |
| Ron Santo, R<br>OBP: 0.388, SLG: 0.483<br>(1, 5)  |                 | 4-0<br>1-2<br>BB             |                | 0-0<br>HR<br>1B |                                 | 0-0<br>1B       |                 | 0-0<br>F8                       |                |
| Carmen Fanzone, R<br>OBP: 0.391, SLG: 0.611<br>(1, 3)   |                 | 0-0<br>9-3<br>1-2f<br>2-3    |                | 0-0<br>HR       |                                 | 0-0<br>F9       |                 | 4-0<br>SH3-4<br>1B<br>SF7<br>BB |                |
| Don Kessinger, S<br>OBP: 0.372, SLG: 0.341<br>(1, 6)  |                 | 0-0<br>WP<br>2B              |                | 0-0<br>F3       |                                 | 0-0<br>1B       |                 | 0-0<br>SH3-4<br>1B              |                |
| Randy Hundley, R<br>OBP: 0.267, SLG: 0.354<br>(1, 2)  |                 | 0-0<br>F3                    |                | 0-0<br>F7       |                                 | 0-0<br>F3       |                 | 0-0<br>SH3-4                    |                |
| Fergie Jenkins, R<br>OBP: 0.120, SLG: 0.065<br>Jim Hickman, R<br>OBP: 0.346, SLG: 0.225<br>(7, PH)<br>(8, 9)  |                 |                              | 0-3<br>K<br>①  |                 | 0-3<br>K<br>①                   |                 | 0-3<br>K<br>②   | 0-0<br>SF7<br>3-H               |                |

| Inning Stats | R: 0 | H: 0 | E: 0 | K: 2 | S: 7 | R: 1 | H: 2 | E: 0 | K: 0 | S: 4 | R: 0 | H: 0 | E: 0 | K: 2 | S: 7 | R: 3 | H: 3 | E: 0 | K: 0 | S: 6 | R: 0 | H: 1 | E: 0 | K: 1 | S: 5 | R: 0 | H: 1 | E: 0 | K: 0 | S: 4 | R: 0 | H: 1 | E: 0 | K: 0 | S: 4 | R: 0 | H: 1 | E: 0 | K: 0 | S: 4 | R: 1 | H: 1 | E: 0 | K: 0 | S: 4 | 1B: 7 | SF: 1 | 2B: 3 | 3B: 0 | HR: 1 |
|--------------|------|------|------|------|------|------|------|------|------|------|------|------|------|------|------|------|------|------|------|------|------|------|------|------|------|------|------|------|------|------|------|------|------|------|------|------|------|------|------|------|------|------|------|------|------|-------|-------|-------|-------|-------|
|--------------|------|------|------|------|------|------|------|------|------|------|------|------|------|------|------|------|------|------|------|------|------|------|------|------|------|------|------|------|------|------|------|------|------|------|------|------|------|------|------|------|------|------|------|------|------|-------|-------|-------|-------|-------|

| PITCHER                                 | IP  | WLS | BF | H | R | ER | SO | BB | IBB | HBP | BLK | WP | HR | S  | P  | ERA  | WHIP  |
|---|-----|-----|----|---|---|----|----|----|-----|-----|-----|----|----|----|----|------|-------|
| Jerry Koosman, L<br>ERA: 2.93<br>(1, 1) | 8.0 | W   | 33 | 9 | 5 | 5  | 6  | 2  | 0   | 0   | 0   | 1  | 1  | 43 | 51 | 5.62 | 1.375 |
| Tug McGraw, L<br>ERA: 4.7<br>(9, 1)     | 1.0 | S   | 4  | 1 | 0 | 0  | 0  | 0  | 0   | 0   | 0   | 0  | 0  | 4  | 4  | 0.00 | 1.000 |

| PITCHER | IP | WLS | BF | H | R | ER | SO | BB | IBB | HBP | BLK | WP | HR | S | P | ERA | WHIP |
|---------|----|-----|----|---|---|----|----|----|-----|-----|-----|----|----|---|---|-----|------|
|---------|----|-----|----|---|---|----|----|----|-----|-----|-----|----|----|---|---|-----|------|

| Batter | 1 | 2 | 3 | 4 | 5 | 6 | 7 | 8 | 9 | AB R H RBI BB SO LOB | TOP |
|--------|---|---|---|---|---|---|---|---|---|----------------------|-----|
|--------|---|---|---|---|---|---|---|---|---|----------------------|-----|

|   |                        |                        |                        |                        |                        |                         |                        |                        |                        |               |  |
|---|------------------------|------------------------|------------------------|------------------------|------------------------|-------------------------|------------------------|------------------------|------------------------|---------------|--|
| <b>Don Hahn, R</b><br><small>OBP: 0.263, SLG: 0.342</small><br><small>(1, 7)</small><br><small>(7, 8)</small> | <small>0-0</small><br> | <small>0-0</small><br> |                        | <small>0-0</small><br> |                        | <small>0-3</small><br>  |                        | <small>0-3</small><br> | <small>0-3</small><br> | 5 2 1 0 0 2 0 |  |
| <b>Felix Millan, R</b><br><small>OBP: 0.307, SLG: 0.337</small><br><small>(1, 4)</small>                      | <small>0-0</small><br> | <small>0-0</small><br> |                        | <small>0-0</small><br> |                        | <small>0-0</small><br>  |                        | <small>0-0</small><br> | <small>0-0</small><br> | 5 1 2 1 0 0 1 |  |
| <b>Willie Mays, R</b><br><small>OBP: 0.267, SLG: 0.290</small><br><small>(1, 8)</small>                       | <small>0-0</small><br> | <small>0-3</small><br> |                        | <small>0-0</small><br> |                        | <small>0-0</small><br>  |                        | <small>0-0</small><br> | <small>0-0</small><br> | 4 1 2 1 0 1 1 |  |
| <b>Tom Seaver, R</b><br><small>OBP: 0.233, SLG: 0.250</small><br><small>(7, PR)</small>                       | <small>1-2</small><br> | <small>3-H</small><br> |                        | <small>1-3</small><br> |                        | <small>1-2f</small><br> |                        |                        |                        | 0 0 0 0 0 0 0 |  |
| <b>Jim Gosger, L</b><br><small>OBP: 0.303, SLG: 0.267</small><br><small>(7, 7)</small>                        | <small>1-2</small><br> | <small>3-H</small><br> |                        | <small>3-H</small><br> |                        | <small>1-2f</small><br> |                        |                        |                        | 1 0 0 0 0 0 0 |  |
| <b>Rusty Staub, L</b><br><small>OBP: 0.358, SLG: 0.423</small><br><small>(1, 9)</small>                       | <small>0-0</small><br> | <small>0-0</small><br> |                        | <small>4-0</small><br> |                        | <small>1-2f</small><br> |                        |                        |                        | 3 0 0 0 1 0 2 |  |
| <b>George Theodore, R</b><br><small>OBP: 0.300, SLG: 0.301</small><br><small>(1, 3)</small>                   | <small>0-0</small><br> |                        | <small>0-0</small><br> | <small>0-0</small><br> |                        | <small>0-0</small><br>  |                        |                        |                        | 4 0 1 1 0 0 4 |  |
| <b>Jim Fregosi, R</b><br><small>OBP: 0.336, SLG: 0.282</small><br><small>(1, 5)</small>                       | <small>0-0</small><br> |                        | <small>0-0</small><br> |                        | <small>0-0</small><br> |                         |                        | <small>0-0</small><br> |                        | 4 0 2 0 0 0 2 |  |
| <b>Wayne Garrett, L</b><br><small>OBP: 0.330, SLG: 0.368</small><br><small>(9, 5)</small>                     | <small>0-0</small><br> |                        | <small>0-0</small><br> |                        | <small>0-0</small><br> |                         |                        | <small>0-0</small><br> |                        | 0 0 0 0 0 0 0 |  |
| <b>Duffy Dyer, R</b><br><small>OBP: 0.213, SLG: 0.200</small><br><small>(1, 2)</small>                        | <small>4-0</small><br> |                        | <small>0-0</small><br> |                        | <small>0-3</small><br> |                         | <small>0-0</small><br> |                        |                        | 3 0 1 0 1 1 2 |  |
| <b>Ted Martinez, R</b><br><small>OBP: 0.267, SLG: 0.255</small><br><small>(1, 6)</small>                      | <small>0-0</small><br> |                        | <small>0-0</small><br> |                        | <small>0-3</small><br> |                         | <small>0-3</small><br> |                        |                        | 4 0 0 0 0 2 6 |  |
| <b>Harry Parker, R</b><br><small>OBP: 0.125, SLG: 0.125</small><br><small>(1, 1)</small>                      |                        | <small>0-0</small><br> |                        | <small>0-0</small><br> |                        | <small>0-0</small><br>  |                        | <small>0-0</small><br> |                        | 0 0 0 0 0 0 0 |  |
| <b>Ray Sadecki, L</b><br><small>OBP: 0.222, SLG: 0.333</small><br><small>(1, 1)</small>                       |                        |                        |                        | <small>0-0</small><br> |                        | <small>0-0</small><br>  |                        | <small>0-0</small><br> |                        | 4 1 1 0 0 0 1 |  |
| <b>Phil Hennigan, R</b><br><small>OBP: 0.333, SLG: 0.333</small><br><small>(8, 1)</small>                     |                        |                        |                        |                        |                        |                         |                        | <small>0-0</small><br> |                        | 0 0 0 0 0 0 0 |  |
| <b>Tug McGraw, R</b><br><small>OBP: 0.167, SLG: 0.167</small><br><small>(9, 1)</small>                        |                        |                        |                        |                        |                        |                         |                        | <small>0-0</small><br> |                        | 0 0 0 0 0 0 0 |  |


| Inning Stats | R: 2 | H: 2 | E: 2 | K: 0 | S: 7 | P: 11 | R: 2 | H: 2 | E: 0 | K: 1 | S: 7 | P: 7 | R: 0 | H: 1 | E: 0 | K: 0 | S: 4 | P: 4 | R: 1 | H: 2 | E: 1 | K: 0 | S: 5 | P: 9 | R: 0 | H: 1 | E: 0 | K: 2 | S: 7 | P: 7 | R: 0 | H: 0 | E: 0 | K: 1 | S: 5 | P: 5 | R: 0 | H: 1 | E: 0 | K: 0 | S: 3 | P: 3 | R: 0 | H: 1 | E: 0 | K: 1 | S: 6 | P: 6 | R: 0 | H: 0 | E: 0 | K: 1 | S: 5 | P: 5 | R: 0 | H: 0 | E: 0 | K: 1 | S: 5 | P: 5 | 1B: 7 | SF: 0 | 2B: 4 | SAC: 0 | 3B: 0 | DP: 3 | HR: 0 | HBP: 0 | WP: 2 | PA: 39 | PB: 0 | SB: 0 | CS: 1 |
|--------------|------|------|------|------|------|-------|------|------|------|------|------|------|------|------|------|------|------|------|------|------|------|------|------|------|------|------|------|------|------|------|------|------|------|------|------|------|------|------|------|------|------|------|------|------|------|------|------|------|------|------|------|------|------|------|------|------|------|------|------|------|-------|-------|-------|--------|-------|-------|-------|--------|-------|--------|-------|-------|-------|
|--------------|------|------|------|------|------|-------|------|------|------|------|------|------|------|------|------|------|------|------|------|------|------|------|------|------|------|------|------|------|------|------|------|------|------|------|------|------|------|------|------|------|------|------|------|------|------|------|------|------|------|------|------|------|------|------|------|------|------|------|------|------|-------|-------|-------|--------|-------|-------|-------|--------|-------|--------|-------|-------|-------|

| PITCHER                                    | IP     | WLS | BF  | H | R | ER | SO | BB | IBB | HBP | BLK | WP | HR | S  | P  | ERA  | WHIP  |
|--|--------|-----|-----|---|---|----|----|----|-----|-----|-----|----|----|----|----|------|-------|
| Larry Gura, L<br><small>ERA: 3.61</small>  | (1, 1) | 3.1 | 20  | 6 | 5 | 2  | 1  | 1  | 0   | 0   | 0   | 1  | 0  | 21 | 25 | 5.40 | 2.100 |
| Bill Bonham, R<br><small>ERA: 3.53</small> | (4, 1) | 2.2 | 9   | 2 | 0 | 0  | 3  | 0  | 1   | 0   | 0   | 0  | 0  | 14 | 18 | 0.00 | 0.750 |
| Bob Locker, R<br><small>ERA: 1.93</small>  | (7, 1) | 2.0 | 7   | 2 | 0 | 0  | 1  | 0  | 0   | 0   | 0   | 1  | 0  | 9  | 9  | 0.00 | 1.000 |
| Jack Aker, R<br><small>ERA: 3.35</small>   | (9, 1) | 1.0 | W 3 | 0 | 0 | 0  | 1  | 0  | 0   | 0   | 0   | 0  | 0  | 5  | 5  | 0.00 | 0.000 |

**New York Mets @ Chicago Cubs**  
**Wrigley Field, Chicago, IL**  
 Sun Jul 01 1973, 3:38 AM CDT  
 Att. 42,497 - Sunny - 82 F

[livebaseballscorecards.com](http://livebaseballscorecards.com)

|            |           |
|------------|-----------|
| <b>AB</b>  | <b>37</b> |
| <b>R</b>   | <b>5</b>  |
| <b>H</b>   | <b>10</b> |
| <b>RBI</b> | <b>3</b>  |
| <b>BB</b>  | <b>2</b>  |
| <b>SO</b>  | <b>6</b>  |
| <b>LOB</b> | <b>19</b> |



| Batter   | 1                       | 2         | 3                   | 4            | 5                           | 6          | 7                  | 8         | 9                    | AB | R | H | RBI | BB | SO | LOB |
|--|-------------------------|-----------|---------------------|--------------|-----------------------------|------------|--------------------|-----------|----------------------|----|---|---|-----|----|----|-----|
| Rick Monday, L<br>OBP: 0.392, SLG: 0.520<br>Carmen Fanzone, R<br>OBP: 0.385, SLG: 0.600<br>(1, 8)<br>(8, PH)<br>(9, 7)   | 0-0<br>4-3              | 0-3<br>K  |                     | 0-0<br>1-6-3 |                             | 0-3<br>K   |                    | 0-0<br>F9 |                      | 4  | 0 | 0 | 0   | 0  | 2  | 3   |
| Don Kessinger, S<br>OBP: 0.369, SLG: 0.338<br>(1, 6)   | 0-0<br>4-3              | 0-3<br>K  |                     |              | 0-0<br>1-3                  | 0-0<br>4-3 |                    | 0-0<br>1B |                      | 5  | 0 | 1 | 0   | 0  | 1  | 3   |
| Billy Williams, L<br>OBP: 0.375, SLG: 0.433<br>Jack Aker, R<br>(1, 7)<br>(9, 1)  | 4-0<br>1B BB<br>BB      | 0-0<br>P6 |                     |              | 0-0<br>1B<br>1B             |            | 0-0<br>P6          | 0-3<br>K  |                      | 4  | 1 | 1 | 0   | 1  | 1  | 4   |
| Jose Cardenal, R<br>OBP: 0.389, SLG: 0.489<br>(1, 9)   | 4-0<br>1B WP<br>BB      |           | 0-0<br>P4           |              | 0-3<br>K                    |            | 0-3<br>K           |           | 0-0<br>1B<br>FC5-2-6 | 4  | 1 | 1 | 0   | 1  | 2  | 1   |
| Ron Santo, R<br>OBP: 0.397, SLG: 0.493<br>(1, 5)   | 0-0<br>1B WP<br>1B      |           | 0-0<br>BB<br>1B     |              | 0-0<br>1B<br>1B             |            | 0-0<br>1B          |           | 0-0<br>1B<br>FC5-2-6 | 5  | 2 | 5 | 1   | 0  | 0  | 0   |
| Pat Bourque, L<br>OBP: 0.315, SLG: 0.442<br>(1, 3)   | 4-0<br>1B BB<br>BB      |           | 4-0<br>P6-4-3<br>BB |              | 0-3<br>K                    |            | 0-3<br>K           |           | 0-0<br>FC5-2-6<br>HR | 3  | 1 | 0 | 0   | 2  | 2  | 5   |
| Paul Popovich, S<br>OBP: 0.279, SLG: 0.247<br>(1, 4)   | 0-0<br>1B<br>1-3<br>2-H |           | 0-0<br>P6-4-3       |              | 0-0<br>FC1-5<br>BB<br>1B    |            | 0-0<br>FC3-5<br>1B |           | 0-0<br>F9            | 5  | 0 | 3 | 1   | 0  | 0  | 4   |
| Ken Rudolph, R<br>OBP: 0.220, SLG: 0.337<br>Jim Hickman, R<br>OBP: 0.351, SLG: 0.225<br>Randy Hundley, R<br>OBP: 0.274, SLG: 0.375<br>(1, 2)<br>(6, PH)<br>(7, 2)  | 0-0<br>1-3              |           | 0-0<br>5-3          |              | 4-0<br>FC1-5<br>BB          |            | 0-0<br>FC3-5<br>1B |           | 0-0<br>HR            | 2  | 0 | 0 | 0   | 0  | 0  | 2   |
| Larry Gura, S<br>OBP: 0.287, SLG: 0.214<br>Bill Bonham, R<br>OBP: 0.111, SLG: 0.111<br>Cleo James, R<br>OBP: 0.132, SLG: 0.108<br>Bob Locker, S<br>OBP: 0.100, SLG: 0.100<br>Glenn Beckert, R<br>OBP: 0.121, SLG: 0.303<br>Gene Hiser, L<br>OBP: 0.329, SLG: 0.318<br>(1, 1)<br>(4, 1)<br>(6, PH)<br>(7, 1)<br>(8, PH)<br>(9, 8) |                         | 0-0<br>1B | 0-3<br>K            |              | 0-0<br>FC1-5<br>1-2<br>2-3f |            | 0-0<br>FC3-5<br>1B |           |                      | 1  | 0 | 1 | 0   | 0  | 0  | 0   |


| Inning Stats | R: 3 | H: 2 | E: 0 | K: 5 | LOB: 2 | BB: 3 | P: 17 | R: 0 | H: 1 | E: 0 | K: 2 | S: 8 | R: 0 | H: 1 | E: 0 | K: 0 | S: 3 | R: 0 | H: 2 | E: 0 | K: 2 | S: 9 | R: 0 | H: 1 | E: 0 | K: 2 | S: 8 | R: 0 | H: 3 | E: 0 | K: 1 | S: 8 | R: 3 | H: 3 | E: 0 | K: 0 | S: 5 | 1B: 13 | 2B: 0 | 3B: 0 | HR: 1 | SF: 0 | SAC: 0 | DP: 1 | HBP: 0 | WP: 1 | PA: 44 |
|--------------|------|------|------|------|--------|-------|-------|------|------|------|------|------|------|------|------|------|------|------|------|------|------|------|------|------|------|------|------|------|------|------|------|------|------|------|------|------|------|--------|-------|-------|-------|-------|--------|-------|--------|-------|--------|
|--------------|------|------|------|------|--------|-------|-------|------|------|------|------|------|------|------|------|------|------|------|------|------|------|------|------|------|------|------|------|------|------|------|------|------|------|------|------|------|------|--------|-------|-------|-------|-------|--------|-------|--------|-------|--------|

| PITCHER                                 | IP  | WLS | BF | H | R | ER | SO | BB | IBB | HBP | BLK | WP | HR | S  | P  | ERA   | WHIP  |
|---|-----|-----|----|---|---|----|----|----|-----|-----|-----|----|----|----|----|-------|-------|
| Harry Parker, R<br>ERA: 3.91<br>(1, 1)  | 0.2 |     | 7  | 2 | 3 | 3  | 0  | 3  | 0   | 0   | 0   | 1  | 0  | 4  | 16 | 40.50 | 7.500 |
| Ray Sadecki, L<br>ERA: 3.08<br>(1, 1)   | 6.2 |     | 29 | 8 | 0 | 0  | 8  | 2  | 0   | 0   | 0   | 0  | 0  | 43 | 51 | 0.00  | 1.500 |
| Phil Hennigan, R<br>ERA: 4.81<br>(8, 1) | 0.2 | L   | 5  | 3 | 2 | 2  | 1  | 0  | 0   | 0   | 0   | 0  | 0  | 7  | 7  | 27.00 | 4.500 |
| Tug McGraw, L<br>ERA: 4.84<br>(9, 1)    | 0.2 | L   | 3  | 1 | 1 | 1  | 0  | 0  | 0   | 0   | 0   | 0  | 1  | 3  | 3  | 13.50 | 1.500 |

**BOTTOM**

**New York Mets @ Chicago Cubs**  
Wrigley Field, Chicago, IL  
Sun Jul 01 1973, 3:38 AM CDT  
Att: 42,497 - Sunny - 82 F

|            |           |
|------------|-----------|
| <b>AB</b>  | <b>39</b> |
| <b>R</b>   | <b>6</b>  |
| <b>H</b>   | <b>14</b> |
| <b>RBI</b> | <b>5</b>  |
| <b>BB</b>  | <b>5</b>  |
| <b>SO</b>  | <b>9</b>  |
| <b>LOB</b> | <b>28</b> |



| PITCHER | IP | WLS | BF | H | R | ER | SO | BB | IBB | HBP | BLK | WP | HR | S | P | ERA | WHIP |
|---------|----|-----|----|---|---|----|----|----|-----|-----|-----|----|----|---|---|-----|------|
|---------|----|-----|----|---|---|----|----|----|-----|-----|-----|----|----|---|---|-----|------|

| Batter  | 1  | 2                               | 3                            | 4                                 | 5                            | 6                               | 7                            | 8                               | 9                             | 10                              | AB R H RBI BB SO LOB                            | TOP  |                                 |                              |                                 |                              |                                 |                              |                                 |                                  |                                    |                                  |
|---|--|---------------------------------|------------------------------|-----------------------------------|------------------------------|---------------------------------|------------------------------|---------------------------------|-------------------------------|---------------------------------|---|--|---------------------------------|------------------------------|---------------------------------|------------------------------|---------------------------------|------------------------------|---------------------------------|----------------------------------|------------------------------------|----------------------------------|
| Don Hahn, R (1, 8)<br>OBP: 0.279, SLG: 0.349  | 0-0<br>1B  |                                 | 0-0<br>1B                    |                                   | 0-0<br>F7                    |                                 |                              | 0-0<br>5-3                      |                               | 0-0<br>FC6-4                    | 5 0 2 0 0 0 1                                   | <b>New York Mets @ Montreal Expos</b><br>Jarry Park, Montreal, QB<br>Mon Jul 02 1973, 3:33 AM EDT<br>Att. 14,618 - Unknown |                                 |                              |                                 |                              |                                 |                              |                                 |                                  |                                    |                                  |
| Felix Millan, R (1, 4)<br>OBP: 0.309, SLG: 0.337  | 4-0<br>FC4-6<br>BB   |                                 | 0-0<br>1-3                   |                                   |                              | 0-0<br>4-3                      |                              | 0-0<br>G3-6-3<br>1B             |                               |                                 | 3 0 1 0 1 0 1                                   |  |                                 |                              |                                 |                              |                                 |                              |                                 |                                  |                                    |                                  |
| John Milner, L (1, 3)<br>OBP: 0.329, SLG: 0.436   | 0-0<br>FC4-6<br>1-2f   |                                 |                              | 0-0<br>1B<br>1B                   |                              | 0-3<br>K                        |                              | 0-0<br>G3-6-3<br>1-2f           |                               |                                 | 4 1 1 0 0 1 2                                   |  |                                 |                              |                                 |                              |                                 |                              |                                 |                                  |                                    |                                  |
| Rusty Staub, L (1, 9)<br>OBP: 0.359, SLG: 0.422   | 0-0<br>F8  |                                 |                              | 0-0<br>1B<br>1-2<br>1B            |                              | 4-0<br>BB                       |                              | 0-0<br>5-3                      |                               |                                 | 3 0 1 0 1 0 1                                   |  |                                 |                              |                                 |                              |                                 |                              |                                 |                                  |                                    |                                  |
| Ed Kranepool, L (1, 7)<br>OBP: 0.320, SLG: 0.354<br>George Theodore, R (4, PR)<br>OBP: 0.295, SLG: 0.295                      |  | 0-0<br>4-3                      |                              | 0-0<br>G4-6-3<br>1-3<br>2-H<br>1B |                              | 0-0<br>F8                       |                              | 0-0<br>F8                       |                               |                                 | 2 0 1 1 0 0 0<br>2 0 0 0 0 0 1                  |  |                                 |                              |                                 |                              |                                 |                              |                                 |                                  |                                    |                                  |
| Wayne Garrett, L (1, 5)<br>OBP: 0.325, SLG: 0.361   |  | 0-3<br>K                        |                              | 0-0<br>P5                         |                              | 0-0<br>3-1                      |                              | 0-0<br>F8                       |                               |                                 | 4 0 0 0 0 1 2                                   |  |                                 |                              |                                 |                              |                                 |                              |                                 |                                  |                                    |                                  |
| Ron Hodges, L (1, 2)<br>OBP: 0.316, SLG: 0.377  |  | 0-3<br>K                        |                              | 0-0<br>G4-6-3<br>1-2f             |                              | 0-0<br>5-3                      |                              |                                 |                               |                                 | 4 0 0 0 0 1 2                                   |  |                                 |                              |                                 |                              |                                 |                              |                                 |                                  |                                    |                                  |
| Ted Martinez, R (1, 6)<br>OBP: 0.272, SLG: 0.256  |  |                                 | 0-0<br>F9                    |                                   | 0-0<br>1-3                   |                                 | 4-0<br>BB                    |                                 | 0-0<br>FC3-6<br>1B            |                                 | 3 0 1 0 1 0 0                                   |  |                                 |                              |                                 |                              |                                 |                              |                                 |                                  |                                    |                                  |
| George Stone, L (1, 1)<br>OBP: 0.368, SLG: 0.368<br>Jim Gosger, L (10, PH)<br>OBP: 0.300, SLG: 0.264<br>Buzz Capra, R (10, 1) |  |                                 | 0-0<br>4-3                   |                                   | 0-0<br>6-3                   |                                 | 0-0<br>4-3                   |                                 | 0-0<br>FC3-6<br>FC6-4<br>1-2f |                                 | 3 0 0 0 0 0 1<br>1 0 0 0 0 0 1<br>0 0 0 0 0 0 0 |  |                                 |                              |                                 |                              |                                 |                              |                                 |                                  |                                    |                                  |
| <b>Inning Stats</b>   | R: 0<br>E: 0<br>K: 0<br>S: 3   | H: 1<br>LOB: 1<br>BB: 1<br>P: 7 | R: 0<br>E: 0<br>K: 2<br>S: 7 | H: 0<br>LOB: 0<br>BB: 0<br>P: 7   | R: 0<br>E: 0<br>K: 0<br>S: 4 | H: 1<br>LOB: 1<br>BB: 0<br>P: 4 | R: 1<br>E: 0<br>K: 0<br>S: 5 | H: 3<br>LOB: 2<br>BB: 0<br>P: 5 | R: 0<br>E: 0<br>K: 1<br>S: 5  | H: 0<br>LOB: 1<br>BB: 1<br>P: 9 | R: 0<br>E: 0<br>K: 0<br>S: 3                    |  | H: 0<br>LOB: 1<br>BB: 1<br>P: 7 | R: 0<br>E: 0<br>K: 0<br>S: 3 | H: 1<br>LOB: 0<br>BB: 0<br>P: 3 | R: 0<br>E: 0<br>K: 0<br>S: 3 | H: 0<br>LOB: 0<br>BB: 0<br>P: 3 | R: 0<br>E: 0<br>K: 0<br>S: 4 | H: 1<br>LOB: 1<br>BB: 0<br>P: 4 | 1B: 7<br>2B: 0<br>3B: 0<br>HR: 0 | SF: 0<br>SAC: 0<br>DP: 2<br>HBP: 0 | WP: 0<br>PB: 0<br>SB: 0<br>CS: 0 |
| <b>PITCHER</b><br>Steve Renko, R (1, 1)<br>ERA: 2.93  | IP 10.0<br>WLS W<br>BF 37<br>H 7<br>R 1<br>ER 1<br>SO 3<br>BB 3<br>IBB 0<br>HBP 0<br>BLK 0<br>WP 0<br>HR 0<br>S 40<br>P 52<br>ERA 0.90<br>WHIP 1.000 | <b>PITCHER</b>                  |                              |                                   |                              |                                 |                              |                                 |                               |                                 |   | IP WLS BF H R ER SO BB IBB HBP BLK WP HR S P ERA WHIP  |                                 |                              |                                 |                              |                                 |                              |                                 |                                  |                                    |                                  |

livebaseballscorecards.com

|     |    |
|-----|----|
| AB  | 34 |
| R   | 1  |
| H   | 7  |
| RBI | 1  |
| BB  | 3  |
| SO  | 3  |
| LOB | 12 |




| Batter  | 1          | 2          | 3          | 4          | 5         | 6          | 7  | 8                   | 9         | 10 |
|---|------------|------------|------------|------------|-----------|------------|--|---------------------|-----------|----|
| Ron Hunt, R<br>OBP: 0.400, SLG: 0.335 (1, 4)        | 0-0<br>4-3 |            | 0-0<br>P4  |            |           | 0-0<br>5-3 |  | 0-0<br>SH1-4<br>1B  |           |    |
| Tim Foli, R<br>OBP: 0.288, SLG: 0.280 (1, 6)        | 0-0<br>6-3 |            |            | 0-0<br>5-3 |           | 0-0<br>1B  |  | 0-0<br>SH1-4<br>1-2 |           |    |
| Ron Woods, R<br>OBP: 0.356, SLG: 0.339 (1, 8)       | 0-3<br>K   |            |            | 0-0<br>5-3 |           | 0-0<br>F9  |  | 0-0<br>F7           |           |    |
| Hal Breeden, R<br>OBP: 0.389, SLG: 0.516 (1, 3)     |            | 0-0<br>6-3 |            | 0-0<br>P4  |           |            | 0-0<br>1B<br>1B<br>1B                    | 0-0<br>1-3          |           |    |
| Bob Bailey, R<br>OBP: 0.387, SLG: 0.533 (1, 5)      |            | 0-0<br>F7  |            |            | 0-0<br>F3 |            | 0-0<br>SH3-4<br>1B<br>1B                 | 0-0<br>L7           |           |    |
| Ken Singleton, S<br>OBP: 0.409, SLG: 0.460 (1, 9)   |            | 4-0<br>BB  |            | 0-0<br>6-3 |           | 0-0<br>6-3 | 0-0<br>G5-3<br>SH3-4<br>1B<br>1-2<br>3-H | 0-0<br>F9           |           |    |
| Clyde Mashore, R<br>OBP: 0.333, SLG: 0.453 (1, 7)   |            | 0-3<br>K   |            |            | 0-0<br>1B |            | 0-0<br>SH3-4<br>1-2<br>2-3               | 0-0<br>5-3          |           |    |
| John Boccabella, R<br>OBP: 0.285, SLG: 0.288 (1, 2) |            |            | 0-0<br>6-3 |            | 0-0<br>F8 |            | 4-0<br>IBB                               |                     | 0-3<br>K  |    |
| Steve Renko, R<br>OBP: 0.293, SLG: 0.270 (1, 1)     |            |            | 0-0<br>6-3 |            |           | 0-0<br>G3  | 0-0<br>G5-3<br>2-3f                      |                     | 0-0<br>HR |    |
| Boots Day, L<br>OBP: 0.342, SLG: 0.456 (10, PH)     |            |            |            |            |           |            |  |                     |           |    |

| AB | R | H | RBI | BB | SO | LOB |
|----|---|---|-----|----|----|-----|
| 4  | 0 | 1 | 0   | 0  | 0  | 0   |
| 3  | 0 | 1 | 0   | 0  | 0  | 0   |
| 4  | 0 | 0 | 0   | 0  | 1  | 2   |
| 4  | 1 | 1 | 0   | 0  | 0  | 1   |
| 4  | 0 | 1 | 0   | 0  | 0  | 0   |
| 3  | 0 | 1 | 1   | 1  | 0  | 0   |
| 3  | 0 | 1 | 0   | 0  | 1  | 1   |
| 3  | 0 | 0 | 0   | 1  | 1  | 1   |
| 3  | 0 | 0 | 0   | 0  | 0  | 3   |
| 1  | 1 | 1 | 1   | 0  | 0  | 0   |

| AB | R | H | RBI | BB | SO | LOB |
|----|---|---|-----|----|----|-----|
| 32 | 2 | 7 | 2   | 2  | 3  | 8   |

| Inning Stats                        | R: 0    | H: 0    | E: 0  | K: 1 | S: 5 | R: 0  | H: 0  | E: 0  | K: 1   | S: 5   | R: 0   | H: 0  | E: 0  | K: 0  | S: 3  | R: 0       | H: 0        | E: 0 | K: 0 | S: 3 | R: 0 | H: 1 | E: 0 | K: 0 | S: 4 | R: 0 | H: 1 | E: 0 | K: 0 | S: 4 | R: 1 | H: 3 | E: 0 | K: 0 | S: 5 | R: 0 | H: 1 | E: 0 | K: 0 | S: 4 | R: 0 | H: 1 | E: 0 | K: 0 | S: 3 | R: 0 | H: 1 | E: 0 | K: 1 | S: 4 | R: 1 | H: 1 | E: 0 | K: 1 | S: 4 |
|-------------------------------------|---------|---------|-------|------|------|-------|-------|-------|--------|--------|--------|-------|-------|-------|-------|------------|-------------|------|------|------|------|------|------|------|------|------|------|------|------|------|------|------|------|------|------|------|------|------|------|------|------|------|------|------|------|------|------|------|------|------|------|------|------|------|------|
| George Stone, L<br>ERA: 2.51 (1, 1) | IP: 9.0 | WLS: 34 | BF: 6 | H: 1 | R: 1 | ER: 1 | SO: 2 | BB: 1 | IBB: 1 | HBP: 0 | BLK: 0 | WP: 0 | HR: 0 | S: 36 | P: 44 | ERA: 1.00  | WHIP: 0.778 |      |      |      |      |      |      |      |      |      |      |      |      |      |      |      |      |      |      |      |      |      |      |      |      |      |      |      |      |      |      |      |      |      |      |      |      |      |      |
| Buzz Capra, R<br>ERA: 4.5 (10, 1)   | IP: 0.1 | L: 2    | BF: 1 | H: 1 | R: 1 | ER: 1 | SO: 1 | BB: 0 | IBB: 0 | HBP: 0 | BLK: 0 | WP: 0 | HR: 1 | S: 4  | P: 4  | ERA: 27.00 | WHIP: 3.000 |      |      |      |      |      |      |      |      |      |      |      |      |      |      |      |      |      |      |      |      |      |      |      |      |      |      |      |      |      |      |      |      |      |      |      |      |      |      |

WP: 0 PA: 36  
 FB: 0  
 SB: 0  
 CS: 0



**BOTTOM**

**New York Mets @ Montreal Expos**  
 Jarry Park, Montreal, QB  
 Mon Jul 02 1973, 3:33 AM EDT  
 Att: 14,618 - Unknown

[livebaseballscorecards.com](http://livebaseballscorecards.com)

**New York Mets @ Montreal Expos**  
 Jarry Park, Montreal, QB  
 Tue Jul 03 1973, 7:05 PM EDT  
 Att. 12,279 - Unknown

livebaseballscorecards.com

|     |    |
|-----|----|
| AB  | 35 |
| R   | 8  |
| H   | 10 |
| RBI | 5  |
| BB  | 4  |
| SO  | 6  |
| LOB | 14 |



| Batter   | 1   | 2                               | 3                            | 4                               | 5                             | 6                                | 7                                | 8                               | 9                            | AB R H RBI BB SO LOB            |                              |                                  |                              |                                 |                              |                                  |                                  |                                    |                                  |        |
|--|---|---------------------------------|------------------------------|---------------------------------|-------------------------------|----------------------------------|----------------------------------|---------------------------------|------------------------------|---------------------------------|------------------------------|----------------------------------|------------------------------|---------------------------------|------------------------------|----------------------------------|----------------------------------|------------------------------------|----------------------------------|--------|
| <b>Wayne Garrett, L</b> (1, 5)<br>OBP: 0.326, SLG: 0.362   | 0-0<br>1B<br>G4-6-3<br>1B                             |                                 | 0-3<br>K                     | 0-0<br>4-3                      |                               |                                  | 0-0<br>FC4-6<br>1B<br>1-3<br>2-H |                                 | 0-0<br>6-3                   | 5 1 2 1 0 1 0                   |                              |                                  |                              |                                 |                              |                                  |                                  |                                    |                                  |        |
| <b>Felix Millan, R</b> (1, 4)<br>OBP: 0.318, SLG: 0.352    | 0-0<br>1B<br>G4-6-3<br>1B                             |                                 | 0-0<br>E<br>3B               |                                 |                               | 0-0<br>6-3                       | 0-0<br>FC4-6<br>1B<br>1-2<br>3-H |                                 | 0-0<br>S<br>BB<br>E<br>1B    | 5 2 4 1 0 0 0                   |                              |                                  |                              |                                 |                              |                                  |                                  |                                    |                                  |        |
| <b>George Theodore, R</b> (1, 7)<br>OBP: 0.296, SLG: 0.290 | 4-0<br>BB<br>BB<br>BB<br>BB                           |                                 | 0-0<br>E6<br>1B<br>HR        |                                 |                               | 0-0<br>4-3                       | 0-0<br>F5                        |                                 | 4-0<br>S<br>BB<br>BB<br>BB   | 2 1 0 0 1 0 0                   |                              |                                  |                              |                                 |                              |                                  |                                  |                                    |                                  |        |
| <b>Harry Parker, R</b> (6, 1)<br>OBP: 0.125, SLG: 0.125    |   |                                 |                              |                                 |                               |                                  |                                  |                                 |                              | 0 0 0 0 0 0 0                   |                              |                                  |                              |                                 |                              |                                  |                                  |                                    |                                  |        |
| <b>Ken Boswell, L</b> (7, PH)<br>OBP: 0.264, SLG: 0.347    | 1-2<br>BB   |                                 |                              |                                 |                               |                                  |                                  |                                 | 1-2<br>S<br>BB               | 1 0 0 0 0 0 2                   |                              |                                  |                              |                                 |                              |                                  |                                  |                                    |                                  |        |
| <b>Phil Hennigan, R</b> (7, 1)<br>OBP: 0.333, SLG: 0.333   |   |                                 |                              |                                 |                               |                                  |                                  |                                 |                              | 0 0 0 0 0 0 0                   |                              |                                  |                              |                                 |                              |                                  |                                  |                                    |                                  |        |
| <b>Jim Beauchamp, R</b> (9, PH)<br>OBP: 0.351, SLG: 0.333  |   |                                 |                              |                                 |                               |                                  |                                  |                                 |                              | 0 0 0 0 1 0 0                   |                              |                                  |                              |                                 |                              |                                  |                                  |                                    |                                  |        |
| <b>Rusty Staub, L</b> (1, 9)<br>OBP: 0.357, SLG: 0.418     | 0-0<br>G4-6-3<br>1-2f<br>2-3<br>3-H                   |                                 | 0-0<br>HR<br>1B              |                                 |                               | 0-0<br>5-3                       | 0-0<br>FC4-6<br>1-2f<br>2-3      |                                 | 0-3<br>K<br>1-2<br>2-H       | 5 1 1 0 0 1 5                   |                              |                                  |                              |                                 |                              |                                  |                                  |                                    |                                  |        |
| <b>John Milner, L</b> (1, 3)<br>OBP: 0.332, SLG: 0.451     | 0-0<br>F9   |                                 | 0-0<br>HR                    |                                 |                               | 1-0<br>FC5-4<br>HBP              | 0-3<br>K                         |                                 |                              | 3 1 1 3 0 1 3                   |                              |                                  |                              |                                 |                              |                                  |                                  |                                    |                                  |        |
| <b>Ron Hodges, L</b> (1, 2)<br>OBP: 0.311, SLG: 0.368      |   | 0-0<br>F7                       | 0-0<br>1B                    |                                 |                               | 0-0<br>FC5-4<br>CS<br>1-2f       |                                  | 0-0<br>4-3                      |                              | 4 0 1 0 0 0 1                   |                              |                                  |                              |                                 |                              |                                  |                                  |                                    |                                  |        |
| <b>Don Hahn, R</b> (1, 8)<br>OBP: 0.277, SLG: 0.326        |   |                                 | 0-3<br>K                     |                                 |                               | 0-3<br>K<br>1-2                  |                                  | 4-0<br>G5-4-3<br>BB             |                              | 3 0 0 0 1 2 2                   |                              |                                  |                              |                                 |                              |                                  |                                  |                                    |                                  |        |
| <b>Ted Martinez, R</b> (1, 6)<br>OBP: 0.272, SLG: 0.256    |   | 0-0<br>4-3                      |                              | 0-0<br>F9                       |                               |                                  | 0-0<br>E6<br>1B<br>1B            | 0-0<br>G5-4-3<br>1-2f           |                              | 4 1 1 0 0 0 1                   |                              |                                  |                              |                                 |                              |                                  |                                  |                                    |                                  |        |
| <b>Jim McAndrew, R</b> (1, 1)<br>OBP: 0.400, SLG: 0.214    |   |                                 | 0-0<br>6-3                   |                                 |                               |                                  | 4-0<br>1B<br>1B<br>BB            |                                 | 0-3<br>K                     | 2 0 0 0 0 0 0                   |                              |                                  |                              |                                 |                              |                                  |                                  |                                    |                                  |        |
| <b>Tug McGraw, R</b> (5, 1)<br>OBP: 0.167, SLG: 0.167      |   |                                 |                              | 0-0<br>1-3                      |                               |                                  |                                  |                                 |                              | 0 0 0 0 0 0 0                   |                              |                                  |                              |                                 |                              |                                  |                                  |                                    |                                  |        |
| <b>Jim Gosger, L</b> (6, 7)<br>OBP: 0.304, SLG: 0.261      |   |                                 |                              |                                 |                               |                                  |                                  |                                 |                              | 1 1 0 0 1 1 0                   |                              |                                  |                              |                                 |                              |                                  |                                  |                                    |                                  |        |
| <b>Inning Stats</b>  | R: 1<br>E: 0<br>K: 0<br>S: 4                          | H: 2<br>LOB: 1<br>BB: 1<br>P: 8 | R: 0<br>E: 0<br>K: 0<br>S: 3 | H: 0<br>LOB: 0<br>BB: 0<br>P: 3 | R: 4<br>E: 1<br>K: 2<br>S: 12 | H: 4<br>LOB: 1<br>BB: 0<br>P: 12 | R: 0<br>E: 0<br>K: 0<br>S: 3     | H: 0<br>LOB: 0<br>BB: 0<br>P: 3 | R: 0<br>E: 0<br>K: 1<br>S: 4 | H: 0<br>LOB: 1<br>BB: 0<br>P: 5 | R: 2<br>E: 1<br>K: 1<br>S: 8 | H: 3<br>LOB: 2<br>BB: 1<br>P: 12 | R: 0<br>E: 0<br>K: 0<br>S: 2 | H: 0<br>LOB: 0<br>BB: 1<br>P: 6 | R: 1<br>E: 0<br>K: 2<br>S: 8 | H: 1<br>LOB: 1<br>BB: 1<br>P: 12 | 1B: 8<br>2B: 1<br>3B: 1<br>HR: 1 | SF: 0<br>SAC: 0<br>DP: 3<br>HBP: 1 | WP: 0<br>PB: 0<br>SB: 2<br>CS: 1 | PA: 40 |
| <b>PITCHER</b>   | IP WLS BF H R ER SO BB IBB HBP BLK WP HR S P ERA WHIP |                                 |                              |                                 |                               |                                  |                                  |                                 |                              |                                 |                              |                                  |                              |                                 |                              |                                  |                                  |                                    |                                  |        |
| <b>Ernie McNally, R</b> (1, 1)<br>ERA: 3.17                | 6.0 W 25 6 5 1 3 1 0 1 0 0 0 1 29 34 1.50 1.167       |                                 |                              |                                 |                               |                                  |                                  |                                 |                              |                                 |                              |                                  |                              |                                 |                              |                                  |                                  |                                    |                                  |        |
| <b>Mike Marshall, R</b> (7, 1)<br>ERA: 2.8                 | 3.0 S 15 4 3 2 3 3 0 0 0 0 0 0 18 30 6.00 2.333       |                                 |                              |                                 |                               |                                  |                                  |                                 |                              |                                 |                              |                                  |                              |                                 |                              |                                  |                                  |                                    |                                  |        |

| Batter  | 1               | 2                            | 3          | 4                  | 5                      | 6                           | 7                     | 8                      | 9 |
|---|-----------------|------------------------------|------------|--------------------|------------------------|-----------------------------|-----------------------|------------------------|---|
| Ron Hunt, R<br>OBP: 0.403, SLG: 0.338<br>Clyde Mashore, R<br>OBP: 0.328, SLG: 0.444<br>(8, 7)   | 0-0<br>6-3      | 0-0<br>SF7                   |            |                    | 0-0<br>FC4-6<br>1B     | 0-0<br>BB<br>BB<br>1B       | 0-0<br>BB<br>BB<br>K  |                        |   |
| Mike Jorgensen, L<br>OBP: 0.332, SLG: 0.327<br>(1, 3)   | 0-0<br>P6       | 0-0<br>P5                    |            |                    | 0-0<br>FC4-6<br>1B     | 4-0<br>BB<br>BB<br>HR<br>BB | 0-0<br>1B<br>HR<br>1B | 0-0<br>4-3<br>1B<br>2B |   |
| Ron Fairly, L<br>OBP: 0.477, SLG: 0.478<br>Pepe Frias, R<br>OBP: 0.207, SLG: 0.228<br>(8, 4)  | 0-0<br>WP<br>1B |                              | 0-0<br>4-3 |                    | 4-0<br>1B<br>2B<br>BB  | 4-0<br>HR<br>BB             | 0-0<br>HR<br>1B       | 0-0<br>4-3<br>1B       |   |
| Ken Singleton, S<br>OBP: 0.411, SLG: 0.473<br>(1, 9)  | 0-0<br>F7       |                              | 0-3<br>K   |                    | 0-0<br>2B<br>1B        | 0-3<br>K                    | 0-0<br>HR             | 0-0<br>FC6-4<br>1B     |   |
| Boots Day, L<br>OBP: 0.351, SLG: 0.457<br>Ron Woods, R<br>OBP: 0.355, SLG: 0.335<br>(7, 8)  |                 | 0-0<br>6-3<br>1B             | 0-0<br>6-3 |                    | 4-0<br>2B<br>7-2<br>BB | 4-0<br>HR<br>BB             | 0-0<br>P4             | 0-0<br>FC6-4<br>1B     |   |
| Bob Bailey, R<br>OBP: 0.394, SLG: 0.569<br>(1, 5)   |                 | 0-0<br>6-3                   |            | 0-0<br>6-3         | 0-0<br>2B              | 0-0<br>HR                   | 0-0<br>HR             | 0-0<br>FC6-4<br>1B     |   |
| Tim Foli, R<br>OBP: 0.296, SLG: 0.290<br>(1, 6)   |                 | 0-0<br>E<br>1B<br>1B         |            | 0-3<br>K           | 4-0<br>IBB             | 0-0<br>HR<br>2B             | 0-0<br>1B<br>1B       | 0-0<br>FC6-4           |   |
| John Boccabella, R<br>OBP: 0.291, SLG: 0.308<br>(1, 2)  |                 | 0-0<br>E6<br>1B<br>SF7<br>1B |            | 0-0<br>FC4-6<br>1B | 0-0<br>7-2             | 0-0<br>HR                   | 0-0<br>1B             |                        |   |
| Ernie McAnally, R<br>OBP: 0.216, SLG: 0.216<br>Hal Bredden, R<br>OBP: 0.382, SLG: 0.505<br>Mike Marshall, R<br>OBP: 0.250, SLG: 0.200<br>(7, 1) |                 | 0-0<br>1B                    |            | 0-0<br>FC4-6       |                        | 0-3<br>K                    | 0-3<br>K              |                        |   |

| Inning Stats | R: 0 | H: 1 | E: 0 | K: 0 | S: 4 | L: 1 | LOB: 1 | BB: 0 | P: 4 | R: 3 | H: 3 | E: 1 | K: 0 | S: 7 | R: 0 | H: 0 | E: 0 | K: 1 | S: 5 | R: 0 | H: 1 | E: 0 | K: 1 | S: 6 | R: 3 | H: 3 | E: 0 | K: 0 | S: 5 | R: 7 | H: 4 | E: 0 | K: 2 | S: 11 | R: 5 | H: 6 | E: 0 | K: 2 | S: 13 | R: 1 | H: 3 | E: 0 | K: 0 | S: 6 |  |  |
|--------------|------|------|------|------|------|------|--------|-------|------|------|------|------|------|------|------|------|------|------|------|------|------|------|------|------|------|------|------|------|------|------|------|------|------|-------|------|------|------|------|-------|------|------|------|------|------|--|--|
|              |      |      |      |      |      |      |        |       |      |      |      |      |      |      |      |      |      |      |      |      |      |      |      |      |      |      |      |      |      |      |      |      |      |       |      |      |      |      |       |      |      |      |      |      |  |  |

| PITCHER                                 |     |    |    |   |    |    |    |     |     |     |    |    |    |    | PITCHER |       |    |     |    |   |   |    |    |    |     |     |     |    |    |   |   |     |      |  |  |  |  |  |  |  |  |  |  |  |  |  |  |  |  |  |  |
|---|-----|----|----|---|----|----|----|-----|-----|-----|----|----|----|----|---------|-------|----|-----|----|---|---|----|----|----|-----|-----|-----|----|----|---|---|-----|------|--|--|--|--|--|--|--|--|--|--|--|--|--|--|--|--|--|--|
| IP                                      | WLS | BF | H  | R | ER | SO | BB | IBB | HBP | BLK | WP | HR | S  | P  | ERA     | WHIP  | IP | WLS | BF | H | R | ER | SO | BB | IBB | HBP | BLK | WP | HR | S | P | ERA | WHIP |  |  |  |  |  |  |  |  |  |  |  |  |  |  |  |  |  |  |
| Jim McAndrew, R<br>ERA: 5.83<br>(1, 1)  | 4.1 | L  | 24 | 8 | 6  | 5  | 2  | 2   | 0   | 0   | 1  | 0  | 26 | 34 | 10.38   | 2.308 |    |     |    |   |   |    |    |    |     |     |     |    |    |   |   |     |      |  |  |  |  |  |  |  |  |  |  |  |  |  |  |  |  |  |  |
| Tug McGraw, L<br>ERA: 6.07<br>(5, 1)    | 1.1 |    | 11 | 4 | 7  | 7  | 2  | 3   | 1   | 0   | 0  | 2  | 11 | 27 | 47.25   | 5.250 |    |     |    |   |   |    |    |    |     |     |     |    |    |   |   |     |      |  |  |  |  |  |  |  |  |  |  |  |  |  |  |  |  |  |  |
| Harry Parker, R<br>ERA: 3.88<br>(6, 1)  | 0.1 |    | 1  | 0 | 0  | 0  | 0  | 0   | 0   | 0   | 0  | 0  | 1  | 1  | 0.00    | 0.000 |    |     |    |   |   |    |    |    |     |     |     |    |    |   |   |     |      |  |  |  |  |  |  |  |  |  |  |  |  |  |  |  |  |  |  |
| Phil Hennigan, R<br>ERA: 5.88<br>(7, 1) | 2.0 |    | 16 | 9 | 6  | 6  | 2  | 1   | 0   | 0   | 0  | 2  | 19 | 23 | 27.00   | 5.000 |    |     |    |   |   |    |    |    |     |     |     |    |    |   |   |     |      |  |  |  |  |  |  |  |  |  |  |  |  |  |  |  |  |  |  |


**BOTTOM**

**New York Mets @ Montreal Expos**  
**Jarry Park, Montreal, QB**  
 Tue Jul 03 1973, 7:05 PM EDT  
 Att. 12,279 - Unknown

|    |   |   |     |    |    |     |
|----|---|---|-----|----|----|-----|
| AB | R | H | RBI | BB | SO | LOB |
| 3  | 2 | 2 | 1   | 1  | 0  | 0   |
| 1  | 0 | 0 | 0   | 0  | 1  | 2   |
| 5  | 4 | 2 | 0   | 1  | 0  | 2   |
| 3  | 3 | 2 | 1   | 2  | 0  | 0   |
| 1  | 0 | 0 | 0   | 0  | 0  | 1   |
| 6  | 2 | 3 | 5   | 0  | 2  | 4   |
| 2  | 1 | 1 | 0   | 1  | 0  | 0   |
| 2  | 1 | 0 | 1   | 1  | 0  | 1   |
| 6  | 2 | 4 | 7   | 0  | 0  | 1   |
| 5  | 2 | 3 | 1   | 1  | 1  | 2   |
| 5  | 2 | 3 | 2   | 0  | 0  | 4   |
| 2  | 0 | 1 | 1   | 0  | 0  | 1   |
| 2  | 0 | 0 | 0   | 0  | 1  | 0   |
| 1  | 0 | 0 | 0   | 0  | 1  | 2   |

|     |    |
|-----|----|
| AB  | 44 |
| R   | 19 |
| H   | 21 |
| RBI | 19 |
| BB  | 7  |
| SO  | 6  |
| LOB | 20 |

WP: 1 PA: 52  
 PB: 0  
 SB: 0  
 CS: 0



|        |        |       |        |
|--------|--------|-------|--------|
| 1B: 14 | SF: 1  | WP: 1 | PA: 52 |
| 2B: 4  | SAC: 0 | PB: 0 |        |
| 3B: 0  | DP: 1  | SB: 0 |        |
| HR: 4  | HBP: 0 | CS: 0 |        |

| Batter  | 1   | 2                                | 3                            | 4                                | 5                            | 6                               | 7                            | 8                               | 9                            | AB R H RBI BB SO LOB            | TOP                          |                                  |                              |                                 |                              |                                 |                              |                                 |                                  |                                    |                                  |                |   |  |  |  |  |  |  |  |  |  |  |  |  |  |  |  |
|---|---|----------------------------------|------------------------------|----------------------------------|------------------------------|---------------------------------|------------------------------|---------------------------------|------------------------------|---------------------------------|------------------------------|----------------------------------|------------------------------|---------------------------------|------------------------------|---------------------------------|------------------------------|---------------------------------|----------------------------------|------------------------------------|----------------------------------|----------------|---|--|--|--|--|--|--|--|--|--|--|--|--|--|--|--|
| Wayne Garrett, L (1, 5)<br>OBP: 0.332, SLG: 0.358   | 4-0<br>BB<br>HR<br>BB                                 | 4-0<br>1-2<br>BB                 |                              | x 0-0<br>F8                      |                              | x 4-0<br>FC6-4<br>BB            |                              | x 0-0<br>4-3                    |                              | 2 1 0 0 3 0 2                   |                              |                                  |                              |                                 |                              |                                 |                              |                                 |                                  |                                    |                                  |                |   |  |  |  |  |  |  |  |  |  |  |  |  |  |  |  |
| Felix Millan, R (1, 4)<br>OBP: 0.312, SLG: 0.346    | x 0-0<br>F8   | x 0-0<br>F3                      |                              | x 0-0<br>F9                      |                              | x 0-0<br>FC6-4                  |                              | x 0-0<br>6-3                    |                              | 5 0 0 0 0 0 4                   |                              |                                  |                              |                                 |                              |                                 |                              |                                 |                                  |                                    |                                  |                |   |  |  |  |  |  |  |  |  |  |  |  |  |  |  |  |
| Willie Mays, R (1, 8)<br>OBP: 0.274, SLG: 0.324     | x 0-0<br>F9   |                                  | x 0-0<br>HR                  |                                  | x 0-0<br>1B WP<br>1B         |                                 | x 0-0<br>6-3                 |                                 | x 0-0<br>F9                  | 4 1 2 1 0 0 1                   |                              |                                  |                              |                                 |                              |                                 |                              |                                 |                                  |                                    |                                  |                |   |  |  |  |  |  |  |  |  |  |  |  |  |  |  |  |
| Don Hahn, R (7, 8)<br>OBP: 0.271, SLG: 0.319        |   |                                  |                              |                                  |                              |                                 |                              |                                 |                              | 1 0 0 0 0 0 0                   |                              |                                  |                              |                                 |                              |                                 |                              |                                 |                                  |                                    |                                  |                |   |  |  |  |  |  |  |  |  |  |  |  |  |  |  |  |
| Rusty Staub, L (1, 9)<br>OBP: 0.355, SLG: 0.412     | 4-0<br>1-2<br>HR<br>BB                                |                                  | x 0-0<br>F9                  |                                  | x 0-0<br>F8                  |                                 | x 0-0<br>4-3                 |                                 | x 0-0<br>4-3                 | 4 1 0 0 1 0 1                   |                              |                                  |                              |                                 |                              |                                 |                              |                                 |                                  |                                    |                                  |                |   |  |  |  |  |  |  |  |  |  |  |  |  |  |  |  |
| George Theodore, R (1, 7)<br>OBP: 0.311, SLG: 0.327 | x 0-0<br>1-H<br>2-H<br>HR                             |                                  | x 4-0<br>1B<br>BB            |                                  | x 0-0<br>G3-6-3<br>1B        |                                 | x 0-3<br>K                   |                                 |                              | 3 1 2 3 1 1 0                   |                              |                                  |                              |                                 |                              |                                 |                              |                                 |                                  |                                    |                                  |                |   |  |  |  |  |  |  |  |  |  |  |  |  |  |  |  |
| John Milner, L (1, 3)<br>OBP: 0.326, SLG: 0.441     | 0-3<br>K  |                                  | x 0-0<br>F7                  |                                  | x 0-0<br>G3-6-3              |                                 |                              | x 0-0<br>F7                     |                              | 4 0 0 0 0 1 3                   |                              |                                  |                              |                                 |                              |                                 |                              |                                 |                                  |                                    |                                  |                |   |  |  |  |  |  |  |  |  |  |  |  |  |  |  |  |
| Duffy Dyer, R (1, 2)<br>OBP: 0.226, SLG: 0.229      |   | x 0-0<br>4-3                     | x 0-0<br>1-2<br>1B           |                                  | x 0-0<br>HR                  |                                 |                              | x 4-0<br>FC1-5<br>1B<br>BB      |                              | 3 1 2 1 1 0 0                   |                              |                                  |                              |                                 |                              |                                 |                              |                                 |                                  |                                    |                                  |                |   |  |  |  |  |  |  |  |  |  |  |  |  |  |  |  |
| Ted Martinez, R (1, 6)<br>OBP: 0.271, SLG: 0.256    |   | 0-3<br>K                         | x 0-0<br>F9                  |                                  | x 0-3<br>K                   |                                 |                              | x 0-0<br>FC1-5<br>1B            |                              | 4 0 1 0 0 2 2                   |                              |                                  |                              |                                 |                              |                                 |                              |                                 |                                  |                                    |                                  |                |   |  |  |  |  |  |  |  |  |  |  |  |  |  |  |  |
| Tom Seaver, R (1, 1)<br>OBP: 0.234, SLG: 0.233      |   | 4-0<br>WP<br>BB                  |                              | x 0-3<br>K                       |                              | x 0-3<br>K                      |                              | x 0-0<br>FC1-5                  |                              | 3 0 0 0 1 2 2                   |                              |                                  |                              |                                 |                              |                                 |                              |                                 |                                  |                                    |                                  |                |   |  |  |  |  |  |  |  |  |  |  |  |  |  |  |  |
| Buzz Capra, R (8, 1)                                |   |                                  |                              |                                  |                              |                                 |                              |                                 |                              | 0 0 0 0 0 0 0                   |                              |                                  |                              |                                 |                              |                                 |                              |                                 |                                  |                                    |                                  |                |   |  |  |  |  |  |  |  |  |  |  |  |  |  |  |  |
| Ray Sadecki, L (8, 1)<br>OBP: 0.222, SLG: 0.333     |   |                                  |                              |                                  |                              |                                 |                              |                                 |                              | 0 0 0 0 0 0 0                   |                              |                                  |                              |                                 |                              |                                 |                              |                                 |                                  |                                    |                                  |                |   |  |  |  |  |  |  |  |  |  |  |  |  |  |  |  |
| <b>Inning Stats</b>                                 | R: 3<br>E: 0<br>K: 1<br>S: 6                          | H: 1<br>LOB: 0<br>BB: 2<br>P: 14 | R: 0<br>E: 0<br>K: 1<br>S: 5 | H: 0<br>LOB: 2<br>BB: 2<br>P: 13 | R: 1<br>E: 0<br>K: 0<br>S: 5 | H: 2<br>LOB: 1<br>BB: 1<br>P: 9 | R: 0<br>E: 0<br>K: 1<br>S: 5 | H: 0<br>LOB: 0<br>BB: 0<br>P: 5 | R: 0<br>E: 0<br>K: 1<br>S: 4 | H: 2<br>LOB: 1<br>BB: 0<br>P: 4 | R: 1<br>E: 0<br>K: 2<br>S: 8 | H: 1<br>LOB: 1<br>BB: 1<br>P: 12 | R: 0<br>E: 0<br>K: 1<br>S: 5 | H: 0<br>LOB: 0<br>BB: 0<br>P: 5 | R: 0<br>E: 0<br>K: 0<br>S: 4 | H: 1<br>LOB: 2<br>BB: 1<br>P: 8 | R: 0<br>E: 0<br>K: 0<br>S: 3 | H: 0<br>LOB: 0<br>BB: 0<br>P: 3 | 1B: 4<br>2B: 0<br>3B: 0<br>HR: 3 | SF: 0<br>SAC: 0<br>DP: 1<br>HBP: 0 | WP: 2<br>PB: 0<br>SB: 0<br>CS: 0 | PA: 40         |   |  |  |  |  |  |  |  |  |  |  |  |  |  |  |  |
| <b>PITCHER</b>                                      | IP WLS BF H R ER SO BB IBB HBP BLK WP HR S P ERA WHIP |                                  |                              |                                  |                              |                                 |                              |                                 |                              |                                 |                              |                                  |                              |                                 |                              |                                 |                              |                                 |                                  |                                    |                                  | <b>PITCHER</b> | IP WLS BF H R ER SO BB IBB HBP BLK WP HR S P ERA WHIP |  |  |  |  |  |  |  |  |  |  |  |  |  |  |  |
| Balor Moore, L (1, 1)<br>ERA: 4.77                  | 2.2   |                                  | 16                           | 3                                | 4                            | 4                               | 2                            | 5                               | 0                            | 0                               | 0                            | 1                                | 2                            | 15                              | 35                           | 13.50                           | 3.000                        |                                 |                                  |                                    |                                  |                |   |  |  |  |  |  |  |  |  |  |  |  |  |  |  |  |
| Pat Jarvis, R (3, 1)<br>ERA: 4.11                   | 2.1   |                                  | 8                            | 2                                | 0                            | 0                               | 1                            | 0                               | 0                            | 0                               | 0                            | 1                                | 0                            | 10                              | 10                           | 0.00                            | 0.857                        |                                 |                                  |                                    |                                  |                |   |  |  |  |  |  |  |  |  |  |  |  |  |  |  |  |
| Tom Walker, R (6, 1)<br>ERA: 3.23                   | 2.0   |                                  | 8                            | 1                                | 1                            | 1                               | 3                            | 1                               | 0                            | 0                               | 0                            | 0                                | 1                            | 13                              | 17                           | 4.50                            | 1.000                        |                                 |                                  |                                    |                                  |                |   |  |  |  |  |  |  |  |  |  |  |  |  |  |  |  |
| Joe Gilbert, L (8, 1)<br>ERA: 4.09                  | 1.0   | W                                | 5                            | 1                                | 0                            | 0                               | 0                            | 1                               | 0                            | 0                               | 0                            | 0                                | 0                            | 4                               | 8                            | 0.00                            | 2.000                        |                                 |                                  |                                    |                                  |                |   |  |  |  |  |  |  |  |  |  |  |  |  |  |  |  |
| Mike Marshall, R (9, 1)<br>ERA: 2.77                | 1.0   | S                                | 3                            | 0                                | 0                            | 0                               | 0                            | 0                               | 0                            | 0                               | 0                            | 0                                | 0                            | 3                               | 3                            | 0.00                            | 0.000                        |                                 |                                  |                                    |                                  |                |   |  |  |  |  |  |  |  |  |  |  |  |  |  |  |  |

**New York Mets @ Montreal Expos**  
**Jarry Park, Montreal, QB**  
 Wed Jul 04 1973, 7:05 PM EDT  
 Att: 15,801 - Unknown

livebaseballscorecards.com

|            |           |
|------------|-----------|
| <b>AB</b>  | <b>33</b> |
| <b>R</b>   | <b>5</b>  |
| <b>H</b>   | <b>7</b>  |
| <b>RBI</b> | <b>5</b>  |
| <b>BB</b>  | <b>7</b>  |
| <b>SO</b>  | <b>6</b>  |
| <b>LOB</b> | <b>15</b> |





**BOTTOM**

**New York Mets @ Montreal Expos**  
**Jarry Park, Montreal, QB**  
 Wed Jul 04 1973, 7:05 PM EDT  
 Att. 15,801 - Unknown

[livebaseballscorecards.com](http://livebaseballscorecards.com)

|            |           |
|------------|-----------|
| <b>AB</b>  | <b>34</b> |
| <b>R</b>   | <b>7</b>  |
| <b>H</b>   | <b>9</b>  |
| <b>RBI</b> | <b>7</b>  |
| <b>BB</b>  | <b>4</b>  |
| <b>SO</b>  | <b>5</b>  |
| <b>LOB</b> | <b>18</b> |



|       |        |
|-------|--------|
| WP: 0 | PA: 39 |
| PB: 1 | SB: 0  |
| CS: 0 |        |

| AB | R | H | RBI | BB | SO | LOB |
|----|---|---|-----|----|----|-----|
| 2  | 1 | 0 | 0   | 2  | 0  | 0   |
| 5  | 1 | 3 | 0   | 0  | 0  | 1   |
| 4  | 0 | 0 | 0   | 1  | 0  | 5   |
| 0  | 0 | 0 | 0   | 0  | 0  | 0   |
| 3  | 1 | 0 | 1   | 1  | 1  | 3   |
| 4  | 1 | 1 | 1   | 0  | 1  | 2   |
| 4  | 1 | 1 | 2   | 0  | 1  | 2   |
| 4  | 1 | 2 | 0   | 0  | 0  | 1   |
| 4  | 0 | 1 | 0   | 0  | 1  | 2   |
| 0  | 0 | 0 | 0   | 0  | 0  | 0   |
| 1  | 0 | 0 | 0   | 0  | 1  | 0   |
| 1  | 0 | 0 | 0   | 0  | 0  | 0   |
| 0  | 0 | 0 | 0   | 0  | 0  | 0   |
| 1  | 0 | 0 | 0   | 0  | 0  | 2   |
| 0  | 0 | 0 | 0   | 0  | 0  | 0   |
| 0  | 0 | 0 | 0   | 0  | 0  | 0   |
| 1  | 1 | 1 | 3   | 0  | 0  | 0   |

| Batter   | 1                            | 2                               | 3                            | 4                               | 5                            | 6                               | 7                            | 8                               | 9                            |                                 |                              |                                 |                               |                                  |
|--|------------------------------|---------------------------------|------------------------------|---------------------------------|------------------------------|---------------------------------|------------------------------|---------------------------------|------------------------------|---------------------------------|------------------------------|---------------------------------|-------------------------------|----------------------------------|
| <b>Ron Hunt, R</b><br>OBP: 0.406, SLG: 0.336<br>(1, 4)   | 0-0<br>F8                    |                                 | 4-0<br>BB                    |                                 |                              | 0-0<br>F9                       |                              | F5<br>1B<br>E<br>BB             |                              |                                 |                              |                                 |                               |                                  |
| <b>Mike Jorgensen, L</b><br>OBP: 0.337, SLG: 0.333<br>(1, 3)   | 0-0<br>P5                    |                                 | 0-0<br>P4                    |                                 |                              | 0-0<br>FC4-6<br>1B              |                              | F5<br>2B<br>1B                  |                              |                                 |                              |                                 |                               |                                  |
| <b>Ron Fairly, L</b><br>OBP: 0.472, SLG: 0.468<br><b>Mike Marshall, R</b><br>OBP: 0.250, SLG: 0.200<br>(1, 7)<br>(9, 1)  | 0-0<br>G3                    |                                 |                              | 4-0<br>FC6-4<br>BB              |                              | 0-0<br>P4                       |                              | F9<br>1B                        |                              |                                 |                              |                                 |                               |                                  |
| <b>Ken Singleton, S</b><br>OBP: 0.409, SLG: 0.467<br>(1, 9)  |                              | 4-0<br>PB<br>BB                 |                              | 0-3<br>K                        |                              | 0-0<br>FC4-6                    |                              | 0-0<br>E6<br>2B<br>1B           |                              |                                 |                              |                                 |                               |                                  |
| <b>Boots Day, L</b><br>OBP: 0.347, SLG: 0.459<br>(1, 8)<br>(9, 7)  |                              | 0-3<br>K                        |                              | 0-0<br>F8                       |                              |                                 | 0-0<br>4-3                   | 0-0<br>1B<br>2B                 |                              |                                 |                              |                                 |                               |                                  |
| <b>Bob Bailey, R</b><br>OBP: 0.391, SLG: 0.564<br>(1, 5)   |                              | 0-0<br>F8                       |                              | 0-0<br>FC6-4                    |                              |                                 | 0-3<br>K                     | 0-0<br>1B<br>HR<br>1B           |                              |                                 |                              |                                 |                               |                                  |
| <b>Tim Foli, R</b><br>OBP: 0.299, SLG: 0.293<br>(1, 6)   |                              | 0-0<br>1-3                      |                              |                                 | 0-0<br>4-3                   |                                 | 0-0<br>1B<br>1B              | 0-0<br>1B<br>HR<br>1B           |                              |                                 |                              |                                 |                               |                                  |
| <b>John Boccabella, R</b><br>OBP: 0.290, SLG: 0.307<br>(1, 2)  |                              |                                 | 0-0<br>F8                    |                                 | 0-3<br>K                     |                                 | 0-0<br>1B                    | 0-0<br>F7                       |                              |                                 |                              |                                 |                               |                                  |
| <b>Balor Moore, L</b><br>OBP: 0.116, SLG: 0.094<br><b>Pat Jarvis, R</b><br>(3, 1)<br><b>Clyde Mashore, R</b><br>OBP: 0.323, SLG: 0.436<br><b>Tom Walker, R</b><br>(6, 1)<br><b>Hal Breeden, R</b><br>OBP: 0.079, SLG: 0.500<br><b>Joe Gilbert, R</b><br>(8, 1)<br><b>Ron Woods, R</b><br>OBP: 0.359, SLG: 0.357<br>(8, PH)<br>(9, 8) |                              |                                 | 0-3<br>K                     |                                 | 0-0<br>5-3                   |                                 | 0-0<br>F7                    | 0-0<br>HR                       |                              |                                 |                              |                                 |                               |                                  |
| <b>Inning Stats</b>  | R: 0<br>E: 0<br>K: 0<br>S: 3 | H: 0<br>LOB: 0<br>BB: 0<br>P: 3 | R: 0<br>E: 0<br>K: 1<br>S: 5 | H: 0<br>LOB: 1<br>BB: 1<br>P: 9 | R: 0<br>E: 0<br>K: 1<br>S: 5 | H: 0<br>LOB: 1<br>BB: 1<br>P: 9 | R: 0<br>E: 0<br>K: 1<br>S: 5 | H: 0<br>LOB: 0<br>BB: 0<br>P: 5 | R: 0<br>E: 0<br>K: 0<br>S: 4 | H: 1<br>LOB: 1<br>BB: 0<br>P: 4 | R: 0<br>E: 0<br>K: 1<br>S: 7 | H: 2<br>LOB: 2<br>BB: 0<br>P: 7 | R: 7<br>E: 1<br>K: 0<br>S: 10 | H: 6<br>LOB: 2<br>BB: 1<br>P: 15 |

| PITCHER                                      | IP  | WLS | BF | H | R | ER | SO | BB | IBB | HBP | BLK | WP | HR | S  | P  | ERA   | WHIP  |
|--|-----|-----|----|---|---|----|----|----|-----|-----|-----|----|----|----|----|-------|-------|
| <b>Tom Seaver, R</b><br>ERA: 2.09<br>(1, 1)  | 7.1 |     | 33 | 6 | 5 | 4  | 5  | 4  | 0   | 0   | 0   | 0  | 0  | 39 | 55 | 4.91  | 1.364 |
| <b>Buzz Capra, R</b><br>ERA: 5.84<br>(8, 1)  | 0.1 | L   | 4  | 2 | 2 | 1  | 0  | 0  | 0   | 1   | 0   | 0  | 1  | 3  | 4  | 27.00 | 6.000 |
| <b>Ray Sadecki, L</b><br>ERA: 3.05<br>(8, 1) | 0.1 |     | 2  | 1 | 0 | 0  | 0  | 0  | 0   | 0   | 0   | 0  | 0  | 2  | 2  | 0.00  | 3.000 |

| PITCHER                                      | IP  | WLS | BF | H | R | ER | SO | BB | IBB | HBP | BLK | WP | HR | S  | P  | ERA   | WHIP  |
|--|-----|-----|----|---|---|----|----|----|-----|-----|-----|----|----|----|----|-------|-------|
| <b>Tom Seaver, R</b><br>ERA: 2.09<br>(1, 1)  | 7.1 |     | 33 | 6 | 5 | 4  | 5  | 4  | 0   | 0   | 0   | 0  | 0  | 39 | 55 | 4.91  | 1.364 |
| <b>Buzz Capra, R</b><br>ERA: 5.84<br>(8, 1)  | 0.1 | L   | 4  | 2 | 2 | 1  | 0  | 0  | 0   | 1   | 0   | 0  | 1  | 3  | 4  | 27.00 | 6.000 |
| <b>Ray Sadecki, L</b><br>ERA: 3.05<br>(8, 1) | 0.1 |     | 2  | 1 | 0 | 0  | 0  | 0  | 0   | 0   | 0   | 0  | 0  | 2  | 2  | 0.00  | 3.000 |

**New York Mets @ Montreal Expos**  
 Jarry Park, Montreal, QB  
 Thu Jul 05 1973, 7:05 PM EDT  
 Att. 15,628 - Unknown

|     |    |
|-----|----|
| AB  | 38 |
| R   | 7  |
| H   | 13 |
| RBI | 7  |
| BB  | 6  |
| SO  | 6  |
| LOB | 17 |



|    |   |    |    |
|----|---|----|----|
| WP | 1 | PA | 44 |
| PB | 0 |    |    |
| SB | 0 |    |    |
| CS | 0 |    |    |

AB R H RBI BB SO LOB

|   |   |   |   |   |   |   |
|---|---|---|---|---|---|---|
| 4 | 0 | 1 | 0 | 1 | 1 | 0 |
| 5 | 1 | 3 | 0 | 0 | 0 | 3 |
| 4 | 1 | 1 | 0 | 1 | 0 | 2 |
| 5 | 2 | 2 | 3 | 0 | 1 | 3 |
| 2 | 0 | 0 | 0 | 1 | 0 | 0 |
| 1 | 2 | 1 | 1 | 1 | 0 | 0 |
| 4 | 0 | 2 | 2 | 1 | 0 | 1 |
| 5 | 0 | 2 | 1 | 0 | 2 | 2 |
| 1 | 0 | 0 | 0 | 1 | 0 | 2 |
| 3 | 0 | 0 | 0 | 0 | 0 | 2 |
| 2 | 0 | 0 | 0 | 0 | 2 | 2 |
| 1 | 1 | 1 | 0 | 0 | 0 | 0 |
| 1 | 0 | 0 | 0 | 0 | 0 | 0 |

| Batter   | 1         | 2               | 3                     | 4                   | 5          | 6         | 7                        | 8         | 9               |
|--|-----------|-----------------|-----------------------|---------------------|------------|-----------|--------------------------|-----------|-----------------|
| Willie Mays, R (1, 8)<br>OBP: 0.279, SLG: 0.330      | 0-3<br>K  |                 | 0-0<br>F9             |                     | 0-0<br>6-3 |           | 4-0<br>FC4-6<br>BB       | 0-0<br>2B |                 |
| Felix Millan, R (1, 4)<br>OBP: 0.317, SLG: 0.350     | 0-0<br>1B |                 | 0-0<br>G3-6-3<br>1B   |                     | 0-0<br>1B  |           | 0-0<br>FC4-6<br>BB<br>1B | 0-0<br>F8 |                 |
| John Milner, L (1, 3)<br>OBP: 0.327, SLG: 0.437      | 0-0<br>F7 |                 | 0-0<br>G3-6-3<br>1-2f |                     | 0-0<br>1B  |           | 4-0<br>1B<br>BB          |           | 0-0<br>F7       |
| Rusty Staub, L (1, 9)<br>OBP: 0.355, SLG: 0.422      | 0-3<br>K  |                 |                       | 0-0<br>HR           | 0-0<br>F8  |           | 0-0<br>WP<br>1B<br>1B    |           | 0-0<br>F7       |
| Ed Kranepool, L (1, 7)<br>OBP: 0.320, SLG: 0.350     |           | 0-0<br>F8       |                       | 4-0<br>FC9-6<br>BB  |            | 0-0<br>G3 | 0-0<br>WP<br>1B<br>1B    |           | 4-0<br>BB<br>BB |
| George Theodore, R (7, PH)<br>OBP: 0.322, SLG: 0.333 |           |                 |                       |                     |            |           |                          |           |                 |
| Wayne Garrett, L (1, 6)<br>OBP: 0.337, SLG: 0.361    |           | 0-0<br>BB<br>1B |                       | 0-0<br>FC9-6<br>1B  |            | 0-0<br>F7 | 0-0<br>1H<br>2-H<br>1B   |           | 4-0<br>1B<br>BB |
| Ken Boswell, L (1, 5)<br>OBP: 0.276, SLG: 0.352      |           | 0-0<br>P5       |                       | 0-0<br>G4-6-3<br>1B |            | 0-3<br>K  | 0-3<br>K                 |           | 0-0<br>1B       |
| Ron Hodges, L (1, 2)<br>OBP: 0.317, SLG: 0.362       |           | 4-0<br>BB       |                       | 0-0<br>G4-6-3       |            |           | 0-0<br>F7                | 0-0<br>P4 | 0-0<br>F2       |
| Duffy Dyer, R (7, PH)<br>OBP: 0.222, SLG: 0.224      |           | 1-2<br>BB       |                       | 1-2f                |            |           |                          |           |                 |
| Jon Matlack, L (1, 1)<br>OBP: 0.235, SLG: 0.103      |           | 0-3<br>K        |                       |                     | 0-3<br>K   |           | 0-0<br>FC4-6<br>BB<br>1B | 0-0<br>F7 |                 |
| Jim Beauchamp, R (7, PH)<br>OBP: 0.368, SLG: 0.355   |           |                 |                       |                     |            |           |                          |           |                 |
| Tug McGraw, R (7, 1)<br>OBP: 0.143, SLG: 0.143       |           |                 |                       |                     |            |           |                          |           |                 |

| Inning Stats | R: 0 | H: 1 | E: 0 | K: 2 | S: 8 | P: 8 | R: 0 | H: 1 | E: 0 | K: 1 | S: 6 | P: 10 | R: 0 | H: 1 | E: 0 | K: 0 | S: 3 | R: 1 | H: 2 | E: 0 | K: 0 | S: 4 | P: 8 | R: 0 | H: 2 | E: 0 | K: 1 | S: 7 | P: 7 | R: 0 | H: 0 | E: 0 | K: 1 | S: 5 | P: 5 | R: 5 | H: 4 | E: 0 | K: 1 | S: 9 | P: 17 | R: 0 | H: 1 | E: 0 | K: 0 | S: 4 | P: 4 | R: 1 | H: 1 | E: 0 | K: 0 | S: 4 | P: 12 | 1B: 11 | SF: 0 | 2B: 1 | SAC: 0 | 3B: 0 | DP: 2 | HR: 1 | HBP: 0 | WP: 1 | PA: 44 |
|--------------|------|------|------|------|------|------|------|------|------|------|------|-------|------|------|------|------|------|------|------|------|------|------|------|------|------|------|------|------|------|------|------|------|------|------|------|------|------|------|------|------|-------|------|------|------|------|------|------|------|------|------|------|------|-------|--------|-------|-------|--------|-------|-------|-------|--------|-------|--------|
|--------------|------|------|------|------|------|------|------|------|------|------|------|-------|------|------|------|------|------|------|------|------|------|------|------|------|------|------|------|------|------|------|------|------|------|------|------|------|------|------|------|------|-------|------|------|------|------|------|------|------|------|------|------|------|-------|--------|-------|-------|--------|-------|-------|-------|--------|-------|--------|

| PITCHER                              | IP  | WLS | BF | H | R | ER | SO | BB | IBB | HBP | BLK | WP | HR | S  | P  | ERA   | WHIP  |
|--------------------------------------|-----|-----|----|---|---|----|----|----|-----|-----|-----|----|----|----|----|-------|-------|
| Bill Stoneman, R (1, 1)<br>ERA: 6.04 | 5.0 |     | 22 | 7 | 1 | 1  | 4  | 2  | 0   | 0   | 0   | 0  | 1  | 28 | 36 | 1.80  | 1.800 |
| Mickey Scott, L (6, 1)<br>ERA: 6.08  | 1.2 | L   | 9  | 2 | 4 | 4  | 1  | 2  | 0   | 0   | 0   | 0  | 0  | 9  | 17 | 21.60 | 2.400 |
| Mike Marshall, R (7, 1)<br>ERA: 2.9  | 2.1 |     | 13 | 4 | 2 | 2  | 1  | 2  | 0   | 0   | 0   | 1  | 0  | 13 | 21 | 7.71  | 2.571 |

| PITCHER | IP | WLS | BF | H | R | ER | SO | BB | IBB | HBP | BLK | WP | HR | S | P | ERA | WHIP |
|---------|----|-----|----|---|---|----|----|----|-----|-----|-----|----|----|---|---|-----|------|
|---------|----|-----|----|---|---|----|----|----|-----|-----|-----|----|----|---|---|-----|------|

| Batter  | 1                                    | 2                       | 3 | 4          | 5                     | 6                     | 7 | 8                            | 9          | AB | R | H | RBI | BB | SO | LOB |
|---|--------------------------------------|-------------------------|---|------------|-----------------------|-----------------------|---|------------------------------|------------|----|---|---|-----|----|----|-----|
| Ron Hunt, R<br>OBP: 0.409, SLG: 0.338 (1, 4)        | 0-0<br>FC1-6<br>1B                   | 4-0<br>E<br>BB          |   | 0-0<br>1-3 |                       | 0-0<br>F7             |   |                              | 0-0<br>1B  | 4  | 0 | 2 | 0   | 1  | 0  | 2   |
| Tim Foli, R<br>OBP: 0.297, SLG: 0.292 (1, 6)        | 0-0<br>FC1-6<br>F8<br>S<br>E<br>1-2f | 0-0<br>F8               |   | 0-0<br>6-3 |                       |                       |   | 0-0<br>FC5-4<br>1B           | 0-0<br>G2  | 5  | 1 | 1 | 0   | 0  | 0  | 4   |
| Ron Woods, R<br>OBP: 0.351, SLG: 0.349 (1, 8)       | 0-0<br>F8<br>1-3                     | 0-0<br>E4<br>1-2<br>2-3 |   |            | 0-0<br>6-3            |                       |   | 0-0<br>FC5-4<br>G6-3<br>1-2f |            | 4  | 0 | 0 | 0   | 0  | 0  | 4   |
| Hal Breeden, R<br>OBP: 0.374, SLG: 0.490 (1, 3)     | 0-0<br>E6<br>HR<br>3-H               | 0-0<br>F8               |   |            | 0-0<br>G1-6-3<br>1B   |                       |   | 0-0<br>G6-3<br>1-2f          |            | 4  | 1 | 1 | 0   | 0  | 0  | 4   |
| Bob Bailey, R<br>OBP: 0.393, SLG: 0.574 (1, 5)      | 0-0<br>HR<br>1-H                     |                         |   |            | 0-0<br>G1-6-3<br>1-2f |                       |   | 0-0<br>5-3                   |            | 3  | 1 | 1 | 2   | 1  | 0  | 1   |
| Ken Singleton, S<br>OBP: 0.407, SLG: 0.462 (1, 9)   | 1-0<br>HBP                           |                         |   | 0-3<br>K   |                       | 0-3<br>K              |   | 0-0<br>1-3                   |            | 3  | 0 | 0 | 0   | 0  | 2  | 1   |
| Clyde Mashore, R<br>OBP: 0.319, SLG: 0.424 (1, 7)   | 0-0<br>F8                            |                         |   | 0-3<br>K   |                       | 0-0<br>WP<br>BB<br>1B |   | 0-0<br>1-3                   |            | 4  | 0 | 1 | 0   | 0  | 1  | 2   |
| John Boccabella, R<br>OBP: 0.294, SLG: 0.308 (1, 2) |                                      | 0-0<br>E<br>SH2-4<br>1B |   | 0-0<br>F8  |                       | 4-0<br>WP<br>BB       |   |                              | 0-3<br>K   | 3  | 0 | 1 | 0   | 1  | 1  | 1   |
| Bill Stoneman, R<br>OBP: 0.294, SLG: 0.083 (1, 1)   |                                      | 0-0<br>SH2-4            |   | 0-3<br>K   |                       | 0-3<br>K              |   |                              | 0-0<br>6-3 | 1  | 0 | 0 | 0   | 0  | 1  | 0   |
| Mickey Scott, L<br>(6, 1)                           |                                      |                         |   |            |                       |                       |   |                              |            | 1  | 0 | 0 | 0   | 0  | 1  | 2   |
| Mike Marshall, R<br>OBP: 0.250, SLG: 0.200 (7, 1)   |                                      |                         |   |            |                       |                       |   |                              |            | 0  | 0 | 0 | 0   | 0  | 0  | 0   |
| Ron Fairly, L<br>OBP: 0.470, SLG: 0.466 (9, PH)     |                                      | 1-2                     |   |            |                       | 1-2<br>2-3            |   |                              |            | 1  | 0 | 0 | 0   | 0  | 0  | 0   |

| Inning Stats                        | R: 3 | H: 2 | E: 1 | K: 0 | S: 6 | LOB: 1 | BB: 0 | P: 7 | R: 0 | H: 1 | E: 1 | K: 0 | S: 5 | LOB: 3 | BB: 1 | P: 9 | R: 0  | H: 0 | E: 0 | K: 2 | S: 7 | LOB: 1 | BB: 1 | P: 11 | R: 0 | H: 0 | E: 0 | K: 1 | S: 5 | LOB: 0 | BB: 0 | P: 5 | R: 0 | H: 1 | E: 0 | K: 0 | S: 3 | LOB: 0 | BB: 0 | P: 3 | R: 0 | H: 1 | E: 0 | K: 2 | S: 8 | LOB: 2 | BB: 1 | P: 12 | R: 0 | H: 1 | E: 0 | K: 0 | S: 3 | LOB: 0 | BB: 0 | P: 3 | R: 0 | H: 0 | E: 0 | K: 0 | S: 3 | LOB: 0 | BB: 0 | P: 3 | R: 0 | H: 1 | E: 0 | K: 1 | S: 6 | LOB: 1 | BB: 0 | P: 6 | 1B: 6 | SF: 0 | 2B: 0 | 3B: 0 | HR: 1 | SAC: 1 | DP: 2 | HBP: 1 | WP: 1 | PB: 0 | SB: 1 | CS: 0 | PA: 38 |
|-------------------------------------|------|------|------|------|------|--------|-------|------|------|------|------|------|------|--------|-------|------|-------|------|------|------|------|--------|-------|-------|------|------|------|------|------|--------|-------|------|------|------|------|------|------|--------|-------|------|------|------|------|------|------|--------|-------|-------|------|------|------|------|------|--------|-------|------|------|------|------|------|------|--------|-------|------|------|------|------|------|------|--------|-------|------|-------|-------|-------|-------|-------|--------|-------|--------|-------|-------|-------|-------|--------|
| PITCHER                             | IP   | WLS  | BF   | H    | R    | ER     | SO    | BB   | IBB  | HBP  | BLK  | WP   | HR   | S      | P     | ERA  | WHIP  |      |      |      |      |        |       |       |      |      |      |      |      |        |       |      |      |      |      |      |      |        |       |      |      |      |      |      |      |        |       |       |      |      |      |      |      |        |       |      |      |      |      |      |      |        |       |      |      |      |      |      |      |        |       |      |       |       |       |       |       |        |       |        |       |       |       |       |        |
| Jon Mattlack, L<br>ERA: 3.62 (1, 1) | 6.0  | W    | 28   | 5    | 3    | 0      | 5     | 3    | 0    | 1    | 0    | 1    | 1    | 34     | 47    | 0.00 | 1.333 |      |      |      |      |        |       |       |      |      |      |      |      |        |       |      |      |      |      |      |      |        |       |      |      |      |      |      |      |        |       |       |      |      |      |      |      |        |       |      |      |      |      |      |      |        |       |      |      |      |      |      |      |        |       |      |       |       |       |       |       |        |       |        |       |       |       |       |        |
| Tug McGraw, L<br>ERA: 5.69 (7, 1)   | 3.0  | S    | 10   | 2    | 0    | 0      | 1     | 0    | 0    | 0    | 0    | 0    | 0    | 12     | 12    | 0.00 | 0.667 |      |      |      |      |        |       |       |      |      |      |      |      |        |       |      |      |      |      |      |      |        |       |      |      |      |      |      |      |        |       |       |      |      |      |      |      |        |       |      |      |      |      |      |      |        |       |      |      |      |      |      |      |        |       |      |       |       |       |       |       |        |       |        |       |       |       |       |        |

BOTTOM

New York Mets @ Montreal Expos  
 Jarry Park, Montreal, QB  
 Thu Jul 05 1973, 7:05 PM EDT  
 Att. 15,628 - Unknown

livebaseballscorecards.com

|     |    |
|-----|----|
| AB  | 33 |
| R   | 3  |
| H   | 7  |
| RBI | 2  |
| BB  | 3  |
| SO  | 6  |
| LOB | 21 |



| Batter   | 1   | 2  | 3   | 4   | 5   | 6   | 7   | 8   | 9   | AB R H RBI BB SO LOB                                       | TOP                                     |  |
|--|---|--|---|---|---|---|---|---|---|--|---|--|
| Ralph Garr, L (1, 9)<br>OBP: 0.298, SLG: 0.375   | 0-0<br>1-3  |  | 0-0<br>5-3  |   |   | 0-0<br>F7   |   | 0-0<br>2B   |   | 4 0 1 0 0 0 0  |   |  |
| Marty Perez, R (1, 6)<br>OBP: 0.299, SLG: 0.295  | 0-0<br>F2   |  | 0-0<br>4-3  |   |   | 0-0<br>P4   |   | 0-3<br>K  |   | 4 0 0 0 0 1 0  |   |  |
| Darrell Evans, L (1, 5)<br>OBP: 0.398, SLG: 0.574  | 0-3<br>K  |  | 0-0<br>P4   |   |   | 0-3<br>K  |   |   | 0-0<br>F9   | 4 0 0 0 0 2 0  |   |  |
| Hank Aaron, R (1, 7)<br>OBP: 0.346, SLG: 0.529<br>Sonny Jackson, L (9, 7)<br>OBP: 0.291, SLG: 0.270  |   | 4-0<br>1B BB   |   | 0-0<br>5-3  |   | 0-0<br>F7   |   |   | 0-0<br>P4   | 3 0 0 0 1 0 0<br>0 0 0 0 0 0 0                             |   |  |
| Dusty Baker Jr., R (1, 8)<br>OBP: 0.359, SLG: 0.404  |   | 0-0<br>BB 1B   |   | 0-0<br>6-3  |   | 0-0<br>HR 1B  |   |   | 0-0<br>F3   | 4 1 2 0 0 0 0  |   |  |
| Davey Johnson, R (1, 4)<br>OBP: 0.357, SLG: 0.507  |   | 0-3<br>K   |   | 0-0<br>F7   |   | 0-0<br>F9   |   |   |   | 3 0 0 0 0 1 3  |   |  |
| Dick Dietz, R (1, 3)<br>OBP: 0.434, SLG: 0.404<br>Frank Tepedino, L (7, 3)<br>OBP: 0.295, SLG: 0.357 |   | 4-0<br>1-2 BB  |   |   | 0-0<br>F8   |   | 0-0<br>HR   |   |   | 2 1 1 2 1 0 0<br>0 0 0 0 0 0 0                             |   |  |
| Paul Casanova, R (1, 2)<br>OBP: 0.196, SLG: 0.240  |   | 0-3<br>K   |   |   | 0-0<br>F8   |   | 0-0<br>F8   |   |   | 3 0 0 0 0 1 3  |   |  |
| Ron Schueler, R (1, 1)<br>OBP: 0.190, SLG: 0.150   |   | 0-0<br>F8  |   |   | 0-0<br>6-3  |   |   | 0-3<br>K  |   | 3 0 0 0 0 1 3  |   |  |
| <b>Inning Stats</b>  | R: 0<br>E: 0<br>K: 1<br>S: 5<br>H: 0<br>LOB: 0<br>BB: 0<br>P: 5 | R: 0<br>E: 0<br>K: 2<br>S: 8<br>H: 1<br>LOB: 3<br>BB: 2<br>P: 16 | R: 0<br>E: 0<br>K: 0<br>S: 3<br>H: 0<br>LOB: 0<br>BB: 0<br>P: 3 | R: 0<br>E: 0<br>K: 0<br>S: 3<br>H: 0<br>LOB: 0<br>BB: 0<br>P: 3 | R: 0<br>E: 0<br>K: 0<br>S: 3<br>H: 0<br>LOB: 0<br>BB: 0<br>P: 3 | R: 0<br>E: 0<br>K: 1<br>S: 5<br>H: 0<br>LOB: 0<br>BB: 0<br>P: 5 | R: 2<br>E: 0<br>K: 0<br>S: 5<br>H: 2<br>LOB: 0<br>BB: 0<br>P: 5 | R: 0<br>E: 0<br>K: 2<br>S: 7<br>H: 1<br>LOB: 0<br>BB: 0<br>P: 7 | R: 0<br>E: 0<br>K: 0<br>S: 3<br>H: 0<br>LOB: 0<br>BB: 0<br>P: 3 | 1B: 2 SF: 0<br>2B: 1 SAC: 0<br>3B: 0 DP: 0<br>HR: 1 HBP: 0 | WP: 0 PA: 32<br>PB: 0<br>SB: 0<br>CS: 0 |  |
| <b>PITCHER</b><br>Jerry Koosman, L (1, 1)<br>ERA: 2.87   | IP WLS BF H R ER SO BB IBB HBP BLK WP HR S P ERA WHIP           | 9.0 L 32 4 2 2 6 2 0 0 0 0 0 1 42 50 2.00 0.667                  |   |   |   |   |   |   |   |  |   |  |
|  | <b>PITCHER</b>  | IP WLS BF H R ER SO BB IBB HBP BLK WP HR S P ERA WHIP            |   |   |   |   |   |   |   |  |   |  |

Atlanta Braves @ New York Mets  
Shea Stadium, Flushing, NY

Fri Jul 06 1973, 7:05 PM EDT  
Att. 37,266 - Unknown

livebaseballscorecards.com

AB 30  
R 2  
H 4  
RBI 2  
BB 2  
SO 6  
LOB 9



| Batter  | 1         | 2        | 3              | 4        | 5         | 6         | 7        | 8         | 9            | AB R H RBI BB SO LOB |
|---|-----------|----------|----------------|----------|-----------|-----------|----------|-----------|--------------|----------------------|
| Willie Mays, R<br>OBP: 0.271, SLG: 0.319 (1, 8) x   | 0-0 F7 ①  |          | 0-0 5-3 ③      |          |           | 0-3 K ③   |          |           | 0-3 K ②      | 4 0 0 0 0 2 2        |
| Felix Millan, R<br>OBP: 0.316, SLG: 0.349 (1, 4) x  | 0-0 6-3 ② |          |                | 0-0 L5 ① |           |           | 0-0 F8 ① |           | 0-0 1-2 1B ② | 4 0 1 0 0 0 0        |
| Ken Boswell, L<br>OBP: 0.258, SLG: 0.328 (1, 5) x   | 0-0 F9 ③  |          |                | 0-0 G3 ② |           |           | 0-0 G3 ② |           | 0-0 F8 ③     | 4 0 0 0 0 0 2        |
| Rusty Staub, L<br>OBP: 0.352, SLG: 0.418 (1, 9)     |           | 0-0 P6 ① |                | 0-3 K ③  |           |           | 0-0 F9 ③ |           |              | 3 0 0 0 0 1 0        |
| John Milner, L<br>OBP: 0.323, SLG: 0.430 (1, 3)     |           | 0-3 K ②  |                |          | 0-3 K ①   |           |          | 0-3 K ①   |              | 3 0 0 0 0 3 0        |
| Wayne Garrett, L<br>OBP: 0.333, SLG: 0.356 (1, 6)   |           | 0-0 F2 ③ |                |          | 0-0 4-3 ② |           |          | 0-0 G3 ②  |              | 3 0 0 0 0 0 0        |
| George Theodore, R<br>OBP: 0.315, SLG: 0.325 (1, 7) |           |          | 0-3 K ①        |          | 0-3 K ③   |           |          | 0-0 6-3 ③ |              | 3 0 0 0 0 2 0        |
| Ron Hodges, L<br>OBP: 0.333, SLG: 0.367 (1, 2)      |           |          | 4-0 SH1-4 BB ① |          |           | 0-0 6-3 ① |          |           | 0-0 1B 1B ②  | 2 0 1 0 1 0 0        |
| Jerry Koosman, R<br>OBP: 0.122, SLG: 0.100 (1, 1)   |           |          | 0-0 SH1-4 ②    |          |           | 0-3 K ②   |          |           | 0-0 F8 ①     | 1 0 0 0 0 1 0        |
| Ed Kranepool, L<br>OBP: 0.318, SLG: 0.348 (9, PH)   |           |          | 1-2 ①          |          |           |           |          |           |              | 1 0 0 0 0 0 1        |

| Inning Stats | R: 0 | H: 0 | E: 0 | LOB: 0 | K: 0 | S: 3 | P: 3 | R: 0 | H: 0 | E: 0 | LOB: 0 | K: 1 | S: 5 | P: 5 | R: 0 | H: 0 | E: 0 | LOB: 0 | K: 2 | S: 7 | P: 7 | R: 0 | H: 0 | E: 0 | LOB: 0 | K: 0 | S: 3 | P: 3 | R: 0 | H: 2 | E: 0 | LOB: 2 | K: 1 | S: 7 | P: 7 | 1B: 2 | SF: 0 | 2B: 0 | SAC: 1 | 3B: 0 | DP: 0 | HR: 0 | HBP: 0 | WP: 0 | PA: 30 |
|--------------|------|------|------|--------|------|------|------|------|------|------|--------|------|------|------|------|------|------|--------|------|------|------|------|------|------|--------|------|------|------|------|------|------|--------|------|------|------|-------|-------|-------|--------|-------|-------|-------|--------|-------|--------|
|--------------|------|------|------|--------|------|------|------|------|------|------|--------|------|------|------|------|------|------|--------|------|------|------|------|------|------|--------|------|------|------|------|------|------|--------|------|------|------|-------|-------|-------|--------|-------|-------|-------|--------|-------|--------|

| PITCHER                             | IP  | WLS | BF | H | R | ER | SO | BB | IBB | HBP | BLK | WP | HR | S  | P  | ERA  | WHIP  | PITCHER | IP | WLS | BF | H | R | ER | SO | BB | IBB | HBP | BLK | WP | HR | S | P | ERA | WHIP |  |  |  |  |  |  |  |  |  |
|-------------------------------------|-----|-----|----|---|---|----|----|----|-----|-----|-----|----|----|----|----|------|-------|---------|----|-----|----|---|---|----|----|----|-----|-----|-----|----|----|---|---|-----|------|--|--|--|--|--|--|--|--|--|
| Ron Schueler, R<br>ERA: 4.23 (1, 1) | 9.0 | W   | 30 | 2 | 0 | 0  | 9  | 1  | 0   | 0   | 0   | 0  | 0  | 47 | 51 | 0.00 | 0.333 |         |    |     |    |   |   |    |    |    |     |     |     |    |    |   |   |     |      |  |  |  |  |  |  |  |  |  |


**BOTTOM**

**Atlanta Braves @ New York Mets**  
Shea Stadium, Flushing, NY

Fri Jul 06 1973, 7:05 PM EDT  
Att. 37,266 - Unknown

livebaseballscorecards.com

|     |    |
|-----|----|
| AB  | 28 |
| R   | 0  |
| H   | 2  |
| RBI | 0  |
| BB  | 1  |
| SO  | 9  |
| LOB | 5  |



Atlanta Braves @ New York Mets  
Shea Stadium, Flushing, NY

Sat Jul 07 1973, 3:33 AM EDT  
Att. 30,468 - Unknown

|     |    |
|-----|----|
| AB  | 36 |
| R   | 9  |
| H   | 12 |
| RBI | 9  |
| BB  | 4  |
| SO  | 6  |
| LOB | 14 |



|     |   |     |    |
|-----|---|-----|----|
| WP: | 0 | PA: | 43 |
| PB: | 0 |     |    |
| SB: | 1 |     |    |
| CS: | 0 |     |    |

AB R H RBI BB SO LOB

|   |   |   |   |   |   |   |
|---|---|---|---|---|---|---|
| 5 | 3 | 3 | 2 | 0 | 0 | 2 |
| 5 | 1 | 2 | 2 | 0 | 0 | 1 |
| 4 | 0 | 0 | 0 | 1 | 2 | 1 |
| 4 | 1 | 1 | 1 | 1 | 0 | 2 |
| 4 | 1 | 2 | 1 | 1 | 1 | 2 |
| 2 | 0 | 0 | 1 | 0 | 1 | 1 |
| 0 | 0 | 0 | 0 | 0 | 0 | 0 |
| 0 | 0 | 0 | 0 | 0 | 0 | 0 |
| 0 | 0 | 0 | 1 | 1 | 0 | 0 |
| 0 | 0 | 0 | 0 | 0 | 0 | 0 |
| 5 | 1 | 1 | 0 | 0 | 1 | 4 |
| 2 | 0 | 0 | 0 | 0 | 1 | 1 |
| 1 | 0 | 1 | 0 | 0 | 0 | 0 |
| 2 | 0 | 0 | 0 | 0 | 0 | 0 |
| 0 | 0 | 0 | 0 | 0 | 0 | 0 |
| 1 | 1 | 1 | 1 | 0 | 0 | 0 |
| 1 | 0 | 1 | 0 | 0 | 0 | 0 |
| 0 | 1 | 0 | 0 | 0 | 0 | 0 |

| Batter   | 1            | 2                 | 3             | 4      | 5               | 6                 | 7                       | 8               | 9                                     |       |
|--|--------------|-------------------|---------------|--------|-----------------|-------------------|-------------------------|-----------------|---------------------------------------|-------|
| Ralph Garr, L<br>OBP: 0.302, SLG: 0.386<br>(1, 9) X  | 0-0 L7<br>1B |                   | 0-0 3B<br>1B  |        | 0-0 L5-3<br>1B  |                   | 0-0 IHR                 |                 | 0-0 FC2-5<br>BB 1B<br>FC6<br>1-2 2-3f |       |
| Marty Perez, R<br>OBP: 0.301, SLG: 0.304<br>(1, 6) X   | 0-0 F8       |                   | 0-0 1-H<br>3B |        | 0-0 L5-3<br>1-2 |                   | 0-0 F9                  |                 | 0-0 FC6<br>BB 1B<br>BB<br>1-2 2-H     |       |
| Darrell Evans, L<br>OBP: 0.396, SLG: 0.567<br>(1, 5) S S S   | 0-3 K        |                   | 0-3 K         |        |                 |                   | 0-0 4-3                 |                 | 4-0 FC6<br>BB<br>1-2 2-3              |       |
| Dusty Baker Jr., R<br>OBP: 0.360, SLG: 0.403<br>(1, 8) B B B B   |              | 4-0 E S<br>SF8 BB |               | 0-0 P3 |                 | 0-0 FC6-4<br>1B   |                         | 0-0 5-3         | 0-0 FC6<br>BB BB<br>1-2f 2-3 3-H      |       |
| Davey Johnson, R<br>OBP: 0.360, SLG: 0.516<br>(1, 4) S S S   |              | 0-3 K<br>1-3      |               | 0-0 HR |                 | 0-0 F3            |                         | 0-0 SH3-4<br>1B | 4-0 BB<br>BB<br>1-2                   |       |
| Dick Dietz, R<br>OBP: 0.462, SLG: 0.388<br>(7, 1)<br>Tom House, L<br>OBP: 0.187, SLG: 0.333<br>(8, 1)<br>Jim Panther, R<br>OBP: 0.187, SLG: 0.333<br>(8, 1)<br>Joe Hoerner, R<br>OBP: 0.187, SLG: 0.333<br>(9, PH)<br>Norm Miller, L<br>OBP: 0.187, SLG: 0.333<br>(9, 1)                     |              | 0-0 SF8           |               | 0-3 K  |                 | 0-0 FC6-4<br>1-2f |                         | 0-0 SH3-4       | 4-0 BB<br>BB<br>1-2                   |       |
| Mike Lum, L<br>OBP: 0.361, SLG: 0.465<br>(1, 7) (9, 3) X   |              | 0-0 P4            |               | 0-0 E4 |                 |                   | 0-0 SH3-4<br>E 1B       |                 | 0-0 F9                                | 0-3 K |
| Paul Casanova, R<br>OBP: 0.189, SLG: 0.231<br>(7, PH)<br>Johnny Oates, L<br>OBP: 0.294, SLG: 0.307<br>(7, 2) S S S   |              |                   | 0-3 K         |        | 0-0 5-3         |                   | 0-0 SH3-4               |                 | 0-0 FC2-5<br>1B<br>1B                 |       |
| Carl Morton, R<br>OBP: 0.204, SLG: 0.277<br>(6, 1)<br>Jimmy Freeman, L<br>OBP: 0.286, SLG: 0.286<br>(7, PH)<br>Frank Tepedino, L<br>OBP: 0.311, SLG: 0.372<br>(7, 3)<br>Hank Aaron, R<br>OBP: 0.349, SLG: 0.532<br>(9, PH)<br>Sonny Jackson, L<br>OBP: 0.291, SLG: 0.270<br>(9, PH) (9, 7) X |              |                   | 0-0 6-3       |        | 0-0 F8          |                   | 0-0 E7<br>IHR 1B<br>2-H |                 | 0-0 FC2-5<br>1B<br>1B                 |       |

| Inning Stats | R: 0 H: 0 E: 0 K: 1 S: 5 | H: 0 LOB: 0 BB: 0 P: 5 | R: 1 H: 0 E: 0 K: 1 S: 5 | H: 0 LOB: 0 BB: 1 P: 9 | R: 1 H: 2 E: 0 K: 2 S: 9 | H: 1 LOB: 1 BB: 0 P: 9 | R: 1 H: 1 E: 1 K: 1 S: 7 | H: 1 LOB: 1 BB: 0 P: 7 | R: 0 H: 1 E: 0 K: 0 S: 3 | H: 1 LOB: 0 BB: 0 P: 3 | R: 0 H: 1 E: 0 K: 0 S: 4 | H: 1 LOB: 1 BB: 0 P: 4 | R: 3 H: 3 E: 1 K: 0 S: 6 | H: 3 LOB: 0 BB: 0 P: 6 | R: 0 H: 1 E: 0 K: 0 S: 4 | H: 1 LOB: 1 BB: 0 P: 4 | R: 3 H: 3 E: 0 K: 1 S: 8 | H: 3 LOB: 3 BB: 3 P: 20 | 1B: 9 SF: 1<br>2B: 1 SAC: 2<br>3B: 1 DP: 1<br>HR: 2 HBP: 0 |
|--------------|--------------------------|------------------------|--------------------------|------------------------|--------------------------|------------------------|--------------------------|------------------------|--------------------------|------------------------|--------------------------|------------------------|--------------------------|------------------------|--------------------------|------------------------|--------------------------|-------------------------|--|
|--------------|--------------------------|------------------------|--------------------------|------------------------|--------------------------|------------------------|--------------------------|------------------------|--------------------------|------------------------|--------------------------|------------------------|--------------------------|------------------------|--------------------------|------------------------|--------------------------|-------------------------|--|

| PITCHER                                 | IP  | WLS | BF | H | R | ER | SO | BB | IBB | HBP | BLK | WP | HR | S  | P  | ERA   | WHIP   |
|---|-----|-----|----|---|---|----|----|----|-----|-----|-----|----|----|----|----|-------|--------|
| Ray Sadecki, L<br>ERA: 3.05<br>(1, 1)   | 6.0 |     | 24 | 5 | 3 | 2  | 5  | 1  | 0   | 0   | 0   | 0  | 1  | 33 | 37 | 3.00  | 1.000  |
| Phil Hennigan, R<br>ERA: 6.23<br>(7, 1) | 2.0 |     | 10 | 4 | 3 | 3  | 0  | 0  | 0   | 0   | 0   | 0  | 0  | 10 | 10 | 13.50 | 2.000  |
| Tug McGraw, L<br>ERA: 6.2<br>(9, 1)     | 0.1 | L   | 5  | 3 | 3 | 3  | 0  | 1  | 0   | 0   | 0   | 0  | 0  | 4  | 8  | 81.00 | 12.000 |
| Harry Parker, R<br>ERA: 3.83<br>(9, 1)  | 0.2 |     | 4  | 0 | 0 | 0  | 1  | 2  | 0   | 0   | 0   | 0  | 0  | 4  | 12 | 0.00  | 3.000  |

BOTTOM

Atlanta Braves @ New York Mets  
Shea Stadium, Flushing, NY

Sat Jul 07 1973, 3:33 AM EDT  
Att. 30,468 - Unknown

livebaseballscorecards.com

|     |    |
|-----|----|
| AB  | 35 |
| R   | 8  |
| H   | 9  |
| RBI | 7  |
| BB  | 7  |
| SO  | 7  |
| LOB | 24 |



|     |   |     |    |
|-----|---|-----|----|
| WP: | 0 | PA: | 45 |
| PB: | 0 | SB: | 0  |
| CS: | 0 |     |    |

|    |   |   |   |   |   |     |   |    |   |    |   |     |   |
|----|---|---|---|---|---|-----|---|----|---|----|---|-----|---|
| AB | 4 | R | 1 | H | 1 | RBI | 1 | BB | 0 | SO | 0 | LOB | 2 |
|    | 1 | 1 | 1 | 2 | 0 | 0   | 0 |    |   |    |   |     |   |

|  |   |   |   |   |   |   |   |  |  |  |  |  |  |
|--|---|---|---|---|---|---|---|--|--|--|--|--|--|
|  | 3 | 1 | 1 | 0 | 1 | 0 | 3 |  |  |  |  |  |  |
|--|---|---|---|---|---|---|---|--|--|--|--|--|--|

|  |   |   |   |   |   |   |   |  |  |  |  |  |  |
|--|---|---|---|---|---|---|---|--|--|--|--|--|--|
|  | 5 | 1 | 1 | 2 | 0 | 1 | 4 |  |  |  |  |  |  |
|--|---|---|---|---|---|---|---|--|--|--|--|--|--|

|  |   |   |   |   |   |   |   |  |  |  |  |  |  |
|--|---|---|---|---|---|---|---|--|--|--|--|--|--|
|  | 4 | 0 | 2 | 0 | 1 | 1 | 1 |  |  |  |  |  |  |
|--|---|---|---|---|---|---|---|--|--|--|--|--|--|

|  |   |   |   |   |   |   |   |  |  |  |  |  |  |
|--|---|---|---|---|---|---|---|--|--|--|--|--|--|
|  | 5 | 0 | 0 | 0 | 0 | 3 | 6 |  |  |  |  |  |  |
|--|---|---|---|---|---|---|---|--|--|--|--|--|--|

|  |   |   |   |   |   |   |   |  |  |  |  |  |  |
|--|---|---|---|---|---|---|---|--|--|--|--|--|--|
|  | 5 | 1 | 2 | 1 | 0 | 1 | 3 |  |  |  |  |  |  |
|--|---|---|---|---|---|---|---|--|--|--|--|--|--|

|  |   |   |   |   |   |   |   |  |  |  |  |  |  |
|--|---|---|---|---|---|---|---|--|--|--|--|--|--|
|  | 1 | 1 | 0 | 0 | 2 | 0 | 2 |  |  |  |  |  |  |
|  | 1 | 1 | 0 | 1 | 1 | 0 | 0 |  |  |  |  |  |  |

|  |   |   |   |   |   |   |   |  |  |  |  |  |  |
|--|---|---|---|---|---|---|---|--|--|--|--|--|--|
|  | 2 | 0 | 1 | 0 | 0 | 0 | 1 |  |  |  |  |  |  |
|  | 1 | 1 | 0 | 0 | 1 | 1 | 0 |  |  |  |  |  |  |

|  |   |   |   |   |   |   |   |  |  |  |  |  |  |
|--|---|---|---|---|---|---|---|--|--|--|--|--|--|
|  | 1 | 0 | 0 | 0 | 0 | 0 | 1 |  |  |  |  |  |  |
|  | 1 | 0 | 0 | 0 | 0 | 0 | 1 |  |  |  |  |  |  |
|  | 0 | 0 | 0 | 0 | 0 | 0 | 0 |  |  |  |  |  |  |
|  | 0 | 0 | 0 | 0 | 1 | 0 | 0 |  |  |  |  |  |  |
|  | 0 | 0 | 0 | 0 | 0 | 0 | 0 |  |  |  |  |  |  |
|  | 0 | 0 | 0 | 0 | 0 | 0 | 0 |  |  |  |  |  |  |
|  | 1 | 0 | 0 | 0 | 0 | 0 | 0 |  |  |  |  |  |  |

|     |   |      |   |
|-----|---|------|---|
| 1B: | 6 | SF:  | 0 |
| 2B: | 2 | SAC: | 3 |
| 3B: | 1 | DP:  | 0 |
| HR: | 0 | HBP: | 0 |

| Batter  | 1                  | 2                  | 3                  | 4                  | 5          | 6                        | 7          | 8                        | 9                |
|---|--------------------|--------------------|--------------------|--------------------|------------|--------------------------|------------|--------------------------|------------------|
| Don Hahn, R<br>OBP: 0.269, SLG: 0.333<br>Willie Mays, R<br>OBP: 0.276, SLG: 0.325   | 0-0<br>E7<br>SH    | 0-0<br>6-3         |                    | 0-0<br>F8          |            | 0-0<br>2B                |            | 0-0<br>FC1-5<br>2B<br>1B |                  |
| Felix Millan, R<br>OBP: 0.318, SLG: 0.349   | 0-0<br>SH<br>FC1-6 |                    | 0-0<br>FC4-6<br>1B | 0-0<br>F9          |            | 4-0<br>BB                |            | 0-0<br>FC1-5<br>2B       |                  |
| Wayne Garrett, L<br>OBP: 0.331, SLG: 0.357  | 0-0<br>FC1-6<br>1B |                    | 0-0<br>FC4-6<br>1B |                    | 0-0<br>4-3 | 0-3<br>K                 |            | 0-0<br>2B                |                  |
| Rusty Staub, L<br>OBP: 0.356, SLG: 0.419  | 0-0<br>1B          |                    | 0-0<br>1B<br>1B    |                    | 4-0<br>BB  |                          | 0-0<br>6-3 | 0-3<br>K                 |                  |
| John Milner, L<br>OBP: 0.316, SLG: 0.419  | 0-3<br>K           |                    | 0-0<br>F9          |                    | 0-3<br>K   |                          | 0-0<br>F9  | 0-3<br>K                 |                  |
| Ken Boswell, L<br>OBP: 0.269, SLG: 0.365  | 0-0<br>F8          |                    | 0-0<br>E9<br>1B    |                    | 0-0<br>F9  |                          | 0-3<br>K   |                          | 0-0<br>5-3<br>3B |
| George Theodore, R<br>OBP: 0.323, SLG: 0.322<br>Cleon Jones, R<br>OBP: 0.333, SLG: 0.412  |                    | 4-0<br>BB<br>FC5-4 | 0-0<br>5-3         |                    |            | 4-0<br>SH1-4<br>2B<br>BB |            | 4-0<br>BB<br>1B<br>BB    | 0-0<br>5-3       |
| Ron Hodges, L<br>OBP: 0.338, SLG: 0.371<br>Duffy Dyer, R<br>OBP: 0.225, SLG: 0.223  |                    | 0-0<br>FC5-4       |                    | 0-0<br>SH1-4<br>1B |            | 0-0<br>SH1-4             |            | 4-0<br>BB<br>1B<br>BB    | 0-3<br>K         |
| Ray Sadecki, L<br>OBP: 0.290, SLG: 0.300<br>Jim Beauchamp, R<br>OBP: 0.369, SLG: 0.344<br>Phil Hennigan, R<br>OBP: 0.333, SLG: 0.333<br>Jim Fregosi, R<br>OBP: 0.340, SLG: 0.282<br>Tug McGraw, R<br>OBP: 0.145, SLG: 0.143<br>Harry Parker, R<br>OBP: 0.125, SLG: 0.125<br>Ed Kranepool, L<br>OBP: 0.317, SLG: 0.345 |                    | 0-0<br>P4          |                    | 0-0<br>SH1-4       |            | 0-0<br>P4                |            | 4-0<br>FC1-5<br>1B<br>BB | 0-0<br>L6        |

| Inning Stats | R: 1 | H: 1 | LOB: 2 | K: 1 | P: 8 | R: 0 | H: 0 | LOB: 1 | K: 0 | P: 7 | R: 1 | H: 3 | LOB: 2 | K: 0 | P: 6 | R: 0 | H: 1 | LOB: 1 | K: 0 | P: 4 | R: 0 | H: 0 | LOB: 1 | K: 1 | P: 9 | R: 1 | H: 1 | LOB: 2 | K: 1 | P: 14 | R: 0 | H: 0 | LOB: 0 | K: 1 | P: 5 | R: 4 | H: 2 | LOB: 1 | K: 2 | P: 21 | R: 1 | H: 1 | LOB: 0 | K: 1 | P: 6 |
|--------------|------|------|--------|------|------|------|------|--------|------|------|------|------|--------|------|------|------|------|--------|------|------|------|------|--------|------|------|------|------|--------|------|-------|------|------|--------|------|------|------|------|--------|------|-------|------|------|--------|------|------|
|--------------|------|------|--------|------|------|------|------|--------|------|------|------|------|--------|------|------|------|------|--------|------|------|------|------|--------|------|------|------|------|--------|------|-------|------|------|--------|------|------|------|------|--------|------|-------|------|------|--------|------|------|

| PITCHER                       | IP     | WLS | BF  | H | R | ER | SO | BB | IBB | HBP | BLK | WP | HR | S  | P  | ERA   | WHIP  |
|-------------------------------|--------|-----|-----|---|---|----|----|----|-----|-----|-----|----|----|----|----|-------|-------|
| Carl Morton, R<br>ERA: 3.38   | (1, 1) | 5.0 | 24  | 5 | 2 | 1  | 2  | 2  | 0   | 0   | 0   | 0  | 0  | 26 | 34 | 1.80  | 1.400 |
| Jimmy Freeman, L<br>ERA: 5.96 | (6, 1) | 1.0 | 6   | 1 | 1 | 1  | 1  | 2  | 0   | 0   | 0   | 0  | 0  | 6  | 14 | 9.00  | 3.000 |
| Tom House, L<br>ERA: 5.79     | (7, 1) | 1.0 | 6   | 0 | 3 | 3  | 1  | 3  | 0   | 0   | 0   | 0  | 0  | 5  | 17 | 27.00 | 3.000 |
| Jim Panther, R<br>ERA: 4.43   | (8, 1) | 0.1 | 2   | 1 | 0 | 0  | 0  | 0  | 0   | 0   | 0   | 0  | 0  | 2  | 2  | 0.00  | 3.000 |
| Joe Hoerner, L<br>ERA: 7.15   | (8, 1) | 0.2 | W 3 | 1 | 1 | 1  | 2  | 0  | 0   | 0   | 0   | 0  | 0  | 7  | 7  | 13.50 | 1.500 |

| PITCHER                       | IP     | WLS | BF | H | R | ER | SO | BB | IBB | HBP | BLK | WP | HR | S | P | ERA  | WHIP  |
|-------------------------------|--------|-----|----|---|---|----|----|----|-----|-----|-----|----|----|---|---|------|-------|
| Adrian Devine, R<br>ERA: 7.11 | (9, 1) | 1.0 | 4  | 1 | 1 | 1  | 1  | 0  | 0   | 0   | 0   | 0  | 0  | 6 | 6 | 9.00 | 1.000 |

| Batter  | 1   | 2   | 3   | 4   | 5   | 6  | 7   | 8   | 9   | AB R H RBI BB SO LOB                                       | TOP                                     |  |
|---|---|---|---|---|---|--|---|---|---|--|---|--|
| Ralph Garr, L (1, 9)<br>OBP: 0.304, SLG: 0.387  | 0-0<br>CS<br>1B                                       |   | 0-0<br>4-3  |   | 0-0<br>F7   |  | 0-0<br>L4-3<br>1B                                   |   |   | 4 0 2 0 0 0 1  |   |  |
| Marty Perez, R (1, 6)<br>OBP: 0.297, SLG: 0.300   | 0-0<br>5-3<br>1-2                                     |   | 0-0<br>5-3  |   | 0-0<br>5-3  |  | 0-0<br>L4-3<br>1-2                                  |   |   | 4 0 0 0 0 0 3  |   |  |
| Darrell Evans, L (1, 5)<br>OBP: 0.394, SLG: 0.562   | 0-0<br>F2   |   |   | 0-3<br>K  |   | 4-0<br>HR<br>BB                                      |   | 0-0<br>F8   |   | 3 1 0 0 1 1 0  |   |  |
| Hank Aaron, R (1, 7)<br>Sonny Jackson, L (8, PR)<br>OBP: 0.355, SLG: 0.560<br>OBP: 0.291, SLG: 0.270  |   | 0-0<br>F7   |   | 0-0<br>HR   |   | 0-0<br>HR<br>1-H                                     |   | 4-0<br>L4-3<br>BB                                   |   | 3 2 2 3 1 0 0<br>0 0 0 0 0 0 0                             |   |  |
| Dusty Baker Jr., R (1, 8)<br>OBP: 0.361, SLG: 0.413   |   | 0-0<br>HR   |   | 0-0<br>FC6-4<br>1B  |   | 0-0<br>F8  |   | 0-0<br>L4-3<br>1-2                                  |   | 4 1 2 1 0 0 1  |   |  |
| Davey Johnson, R (1, 4)<br>OBP: 0.362, SLG: 0.515   |   | 4-0<br>G4-6-3<br>BB                                 |   | 0-0<br>FC6-4<br>1B<br>1-2f  |   | 0-0<br>P6  |   | 0-0<br>L4-3<br>1B                                   |   | 3 0 1 0 1 0 1  |   |  |
| Dick Dietz, R (1, 3)<br>Frank Tepedino, L (6, PR)<br>OBP: 0.471, SLG: 0.392<br>OBP: 0.304, SLG: 0.364 |   | 0-0<br>G4-6-3<br>1-2f                               |   | 0-0<br>1B<br>1-3  |   | 4-0<br>BB  |   | 0-0<br>F7   |   | 2 0 1 0 1 0 1<br>1 0 0 0 0 0 1                             |   |  |
| Johnny Oates, L (1, 2)<br>OBP: 0.290, SLG: 0.303  |   |   | 0-0<br>4-3  |   | 0-0<br>3-1  |  | 0-3<br>K  |   | 0-0<br>F7   | 4 0 0 0 0 1 4  |   |  |
| Phil Niekro, R (1, 1)<br>OBP: 0.167, SLG: 0.238   |   |   | 0-0<br>4-3<br>2B                                    |   | 0-0<br>1-6-3  |  | 0-0<br>F8   |   | 0-0<br>FC5-4<br>1-2f                                | 4 0 1 0 0 0 1  |   |  |
| <b>Inning Stats</b>   | R: 0 H: 1<br>E: 0 LOB: 0<br>K: 0 BB: 0<br>S: 3 P: 3   | R: 1 H: 1<br>E: 0 LOB: 0<br>K: 0 BB: 1<br>S: 3 P: 7 | R: 0 H: 1<br>E: 0 LOB: 1<br>K: 0 BB: 0<br>S: 4 P: 4 | R: 1 H: 3<br>E: 0 LOB: 2<br>K: 1 BB: 0<br>S: 8 P: 8                     | R: 0 H: 0<br>E: 0 LOB: 0<br>K: 0 BB: 0<br>S: 3 P: 3 | R: 2 H: 1<br>E: 0 LOB: 1<br>K: 1 BB: 2<br>S: 6 P: 14 | R: 0 H: 1<br>E: 0 LOB: 0<br>K: 0 BB: 0<br>S: 3 P: 3 | R: 0 H: 0<br>E: 0 LOB: 1<br>K: 0 BB: 1<br>S: 2 P: 6 | R: 0 H: 1<br>E: 0 LOB: 1<br>K: 0 BB: 0<br>S: 4 P: 4 | 1B: 5 SF: 0<br>2B: 3 SAC: 0<br>3B: 0 DP: 3<br>HR: 3 HBP: 0 | WP: 0 PA: 36<br>PB: 0<br>SB: 0<br>CS: 1 |  |
| <b>PITCHER</b><br>George Stone, L (1, 1)<br>ERA: 2.8<br>Jim McAndrew, R (8, 1)<br>ERA: 5.64           | IP WLS BF H R ER SO BB IBB HBP BLK WP HR S P ERA WHIP | 7.0 L 29 8 4 4 2 3 0 0 0 0 0 3 30 42 5.14 1.571     | 2.0 7 1 0 0 0 1 0 0 0 0 0 0 6 10 0.00 1.000         | <b>PITCHER</b><br>IP WLS BF H R ER SO BB IBB HBP BLK WP HR S P ERA WHIP |   |  |   |   |   |  |   |  |

Atlanta Braves @ New York Mets  
Shea Stadium, Flushing, NY  
Sun Jul 08 1973, 3:33 AM EDT  
Att: 33,017 - Unknown

livebaseballscorecards.com

AB 32  
R 4  
H 9  
RBI 4  
BB 4  
SO 2  
LOB 13







| Batter  | 1   | 2                               | 3                            | 4                               | 5                            | 6                               | 7                            | 8                               | 9                            | 10                              | 11                           | 12                              | AB                           | R                                | H                            | RBI                             | BB                               | SO                                 | LOB                              | TOP    |       |
|---|---|---------------------------------|------------------------------|---------------------------------|------------------------------|---------------------------------|------------------------------|---------------------------------|------------------------------|---------------------------------|------------------------------|---------------------------------|------------------------------|----------------------------------|------------------------------|---------------------------------|----------------------------------|------------------------------------|----------------------------------|--------|-------|
| Jimmy Wynn, R (1, 9)<br>OBP: 0.341, SLG: 0.413    | 0-0<br>5-3  |                                 | 0-0<br>F8                    |                                 |                              | 0-3<br>K                        |                              | 0-0<br>SH2-4<br>1B              |                              | 0-0<br>E<br>1B                  |                              | 0-3<br>K                        | 6                            | 0                                | 2                            | 0                               | 0                                | 2                                  | 0                                |        |       |
| Roger Metzger, S (1, 6)<br>OBP: 0.308, SLG: 0.355 | 0-0<br>1-3  |                                 | 0-3<br>K                     |                                 |                              | 4-0<br>1B<br>BB                 |                              | 0-0<br>SH2-4                    |                              | 0-0<br>E6                       |                              | 0-0<br>F7                       | 4                            | 0                                | 0                            | 0                               | 1                                | 1                                  | 1                                |        |       |
| Cesar Cedeno, R (1, 8)<br>OBP: 0.365, SLG: 0.552  | 0-0<br>F8   |                                 |                              |                                 | 0-0<br>2B                    |                                 |                              | 0-0<br>F3                       |                              | 0-0<br>4-3                      |                              |                                 | 3                            | 0                                | 1                            | 0                               | 1                                | 0                                  | 1                                |        |       |
| Bob Gallagher, L (9, 8)<br>OBP: 0.285, SLG: 0.319 |   |                                 |                              |                                 |                              |                                 |                              |                                 |                              |                                 |                              |                                 | 1                            | 0                                | 0                            | 0                               | 0                                | 0                                  | 2                                |        |       |
| Bob Watson, R (1, 7)<br>OBP: 0.417, SLG: 0.458    |   | 0-3<br>K                        |                              |                                 | 0-0<br>6-3                   |                                 |                              | 0-0<br>1-2<br>1B                |                              | 0-3<br>K                        |                              | 4-0<br>E<br>BB                  | 4                            | 0                                | 1                            | 0                               | 0                                | 2                                  | 3                                |        |       |
| Tommie Agee, R (8, 7)<br>OBP: 0.311, SLG: 0.461   |   |                                 |                              |                                 |                              |                                 |                              |                                 |                              |                                 |                              |                                 | 0                            | 0                                | 0                            | 0                               | 1                                | 0                                  | 0                                |        |       |
| Doug Rader, R (1, 5)<br>OBP: 0.331, SLG: 0.414    |   | 0-0<br>6-3                      |                              |                                 | 0-3<br>K                     |                                 |                              | 0-3<br>K                        |                              |                                 |                              | 0-0<br>E6                       | 5                            | 0                                | 0                            | 0                               | 0                                | 2                                  | 4                                |        |       |
| Lee May, R (1, 3)<br>OBP: 0.304, SLG: 0.452       |   | 0-0<br>1B<br>1B                 |                              |                                 | 0-3<br>K                     |                                 |                              |                                 |                              | 0-0<br>P4                       |                              | 0-3<br>1-2<br>K                 | 5                            | 1                                | 2                            | 1                               | 0                                | 2                                  | 3                                |        |       |
| Tommy Helms, R (1, 4)<br>OBP: 0.328, SLG: 0.363   |   | 0-0<br>1B<br>FC6<br>1B          |                              |                                 |                              |                                 | 0-0<br>HR                    |                                 |                              | 0-0<br>L7                       |                              | 0-3<br>K                        | 5                            | 0                                | 1                            | 0                               | 0                                | 0                                  | 2                                |        |       |
| Skip Jutze, R (1, 2)<br>OBP: 0.304, SLG: 0.286    |   | 0-0<br>FC6                      |                              |                                 | 0-0<br>1-6-3                 |                                 |                              |                                 |                              | 0-0<br>L8                       |                              | 0-0<br>P5                       | 5                            | 0                                | 0                            | 0                               | 0                                | 2                                  | 4                                |        |       |
| Don Wilson, R (1, 1)<br>OBP: 0.217, SLG: 0.267    |   |                                 | 0-0<br>F7                    |                                 | 0-0<br>1-3                   |                                 |                              | 0-3<br>K                        |                              |                                 |                              | 0-0<br>F3                       | 5                            | 0                                | 0                            | 0                               | 0                                | 2                                  | 4                                |        |       |
| Jesus Alou, R (12, PH)<br>OBP: 0.278, SLG: 0.333  |   |                                 |                              |                                 | 0-0<br>P4                    |                                 |                              | 0-3<br>K                        |                              |                                 |                              |                                 | 4                            | 0                                | 0                            | 0                               | 0                                | 2                                  | 0                                |        |       |
| Jim York, R (12, 1)                               |   |                                 |                              |                                 |                              |                                 |                              |                                 |                              |                                 |                              | 0-0<br>P6                       | 1                            | 0                                | 0                            | 0                               | 0                                | 0                                  | 0                                |        |       |
|   |   |                                 |                              |                                 |                              |                                 |                              |                                 |                              |                                 |                              |                                 | 0                            | 0                                | 0                            | 0                               | 0                                | 0                                  | 0                                |        |       |
| <b>Inning Stats</b>                               | R: 0<br>E: 0<br>K: 3<br>S: 3  | H: 0<br>LOB: 0<br>BB: 0<br>P: 3 | R: 0<br>E: 0<br>K: 1<br>S: 7 | H: 2<br>LOB: 2<br>BB: 0<br>P: 7 | R: 0<br>E: 0<br>K: 2<br>S: 8 | H: 1<br>LOB: 1<br>BB: 0<br>P: 8 | R: 0<br>E: 0<br>K: 2<br>S: 8 | H: 0<br>LOB: 0<br>BB: 0<br>P: 3 | R: 0<br>E: 0<br>K: 2<br>S: 8 | H: 1<br>LOB: 2<br>BB: 1<br>P: 9 | R: 0<br>E: 0<br>K: 1<br>S: 5 | H: 0<br>LOB: 0<br>BB: 0<br>P: 3 | R: 0<br>E: 1<br>K: 1<br>S: 6 | H: 0<br>LOB: 2<br>BB: 1<br>P: 10 | R: 0<br>E: 0<br>K: 1<br>S: 5 | H: 0<br>LOB: 0<br>BB: 0<br>P: 5 | 1B: 5<br>2B: 2<br>3B: 0<br>HR: 1 | SF: 0<br>SAC: 1<br>DP: 1<br>HBP: 0 | WP: 0<br>PB: 0<br>SB: 0<br>CS: 1 | PA: 47 |       |
| <b>PITCHER</b>                                    | IP<br>WLS<br>BF<br>H<br>R<br>ER<br>SO<br>BB<br>IBB<br>HBP<br>BLK<br>WP<br>HR<br>S<br>P<br>ERA<br>WHIP |                                 |                              |                                 |                              |                                 |                              |                                 |                              |                                 |                              |                                 |                              |                                  |                              |                                 |                                  |                                    |                                  |        |       |
| Tom Seaver, R (1, 1)<br>ERA: 2.05                 | 7.0   | 27                              | 5                            | 1                               | 1                            | 8                               | 1                            | 0                               | 0                            | 0                               | 0                            | 0                               | 0                            | 0                                | 0                            | 0                               | 0                                | 0                                  | 0                                | 1.29   | 0.857 |
| Buzz Capra, R (8, 1)<br>ERA: 5.02                 | 2.0   | 7                               | 1                            | 0                               | 0                            | 1                               | 0                            | 1                               | 0                            | 0                               | 0                            | 0                               | 0                            | 0                                | 0                            | 0                               | 0                                | 0                                  | 0                                | 0.00   | 0.500 |
| Harry Parker, R (10, 1)<br>ERA: 3.63              | 3.0   | 13                              | 1                            | 0                               | 0                            | 4                               | 1                            | 0                               | 0                            | 0                               | 0                            | 0                               | 0                            | 0                                | 0                            | 0                               | 0                                | 0                                  | 0                                | 0.00   | 0.667 |

Houston Astros @ New York Mets  
Shea Stadium, Flushing, NY  
Mon Jul 09 1973, 7:05 PM EDT  
Att. 19,099 - Unknown

livebaseballscores.com

AB 43  
R 1  
H 7  
RBI 1  
BB 3  
SO 13  
LOB 20



| Batter  | 1                    | 2         | 3          | 4          | 5                  | 6                | 7          | 8                  | 9               | 10         | 11               | 12         | AB | R | H | RBI | BB | SO | LOB |
|---|----------------------|-----------|------------|------------|--------------------|------------------|------------|--------------------|-----------------|------------|------------------|------------|----|---|---|-----|----|----|-----|
| Wayne Garrett, L (1, 5) X<br>OBP: 0.333, SLG: 0.356   | 0-0<br>FC6-4<br>1B   |           | 4-0<br>BB  |            | 0-0<br>F9          |                  |            | 0-0<br>4-3         | 0-3<br>K        |            |                  | 0-0<br>5-3 | 5  | 0 | 1 | 0   | 1  | 1  | 5   |
| Felix Millan, R (1, 4) X<br>OBP: 0.312, SLG: 0.341  | 0-0<br>F7            |           | 0-0<br>F9  |            |                    | 0-0<br>P4        |            | 0-0<br>P4          |                 | 0-0<br>5-3 |                  | 0-0<br>1B  | 6  | 0 | 1 | 1   | 0  | 0  | 2   |
| Cleon Jones, R (1, 8) X<br>OBP: 0.310, SLG: 0.377 (10, 7)   | 0-0<br>FC6-4<br>1-2f |           |            | 0-0<br>6-3 |                    | 0-0<br>BLK<br>1B |            | 0-0<br>4-3         |                 | 0-0<br>6-3 |                  |            | 5  | 0 | 1 | 0   | 0  | 0  | 1   |
| Rusty Staub, L (1, 9) X<br>OBP: 0.355, SLG: 0.413   | 0-3<br>K             |           |            | 0-0<br>4-3 |                    | 0-0<br>P5<br>1-2 |            | 0-0<br>FC1-6<br>1B |                 | 0-3<br>K   |                  |            | 5  | 0 | 1 | 0   | 0  | 2  | 2   |
| Ed Kranepool, L (1, 7) X<br>OBP: 0.319, SLG: 0.343<br>Ted Martinez, R (9, PR) X<br>OBP: 0.270, SLG: 0.254 (10, 6)   |                      | 0-0<br>P5 |            | 0-0<br>1B  |                    | 0-3<br>K         |            | 0-0<br>FC1-6<br>1B |                 | 0-0<br>G3  |                  |            | 4  | 0 | 1 | 0   | 0  | 1  | 2   |
| John Milner, L (1, 3) X<br>OBP: 0.312, SLG: 0.408   |                      | 0-0<br>F7 |            | 0-3<br>K   |                    | 4-0<br>BB        |            | 0-3<br>K           |                 | 0-0<br>F7  |                  |            | 4  | 0 | 0 | 0   | 1  | 2  | 2   |
| Ron Hodges, L (1, 2) X<br>OBP: 0.329, SLG: 0.357<br>Don Hahn, R (9, PR) X<br>OBP: 0.269, SLG: 0.333<br>Duffy Dyer, R (10, 2) X<br>OBP: 0.224, SLG: 0.222  |                      | 0-3<br>K  |            | 0-3<br>K   |                    | 0-3<br>K         |            | 0-0<br>BB<br>1B    |                 | 0-0<br>P4  |                  |            | 4  | 0 | 1 | 0   | 0  | 3  | 1   |
| Bud Harrelson, S (1, 6) X<br>OBP: 0.366, SLG: 0.316<br>Jim Beauchamp, R (9, PH) X<br>OBP: 0.366, SLG: 0.353<br>George Stone, L (9, PR) X<br>OBP: 0.381, SLG: 0.381<br>Harry Parker, R (10, 1) X<br>OBP: 0.118, SLG: 0.118 |                      |           | 0-0<br>5-3 |            | 0-0<br>SH3-4<br>1B |                  | 0-0<br>4-3 |                    | 0-0<br>BB<br>1B |            | 0-0<br>6-3       |            | 3  | 0 | 1 | 0   | 0  | 0  | 1   |
| Tom Seaver, R (1, 1) X<br>OBP: 0.229, SLG: 0.227<br>Ken Boswell, L (7, PH) X<br>OBP: 0.264, SLG: 0.353<br>Buzz Capra, R (8, 1) X<br>OBP: 0.293, SLG: 0.336 (10, 8)  |                      |           | 0-0<br>F9  |            | 0-0<br>SH3-4       |                  | 0-0<br>F7  |                    | 0-0<br>BB       |            | 0-0<br>5-3<br>1B |            | 1  | 0 | 0 | 0   | 0  | 0  | 0   |

| Inning Stats | R: 0  | H: 1   | E: 0  | LOB: 1 | K: 1  | BB: 0 | S: 6  | P: 6   |
|--------------|-------|--------|-------|--------|-------|-------|-------|--------|
|              | R: 0  | H: 0   | E: 0  | LOB: 0 | K: 1  | BB: 0 | S: 5  | P: 5   |
|              | R: 0  | H: 0   | E: 0  | LOB: 1 | K: 0  | BB: 1 | S: 3  | P: 7   |
|              | R: 0  | H: 1   | E: 0  | LOB: 1 | K: 1  | BB: 0 | S: 6  | P: 6   |
|              | R: 0  | H: 1   | E: 0  | LOB: 1 | K: 1  | BB: 0 | S: 6  | P: 6   |
|              | R: 0  | H: 1   | E: 0  | LOB: 1 | K: 1  | BB: 0 | S: 6  | P: 6   |
|              | R: 0  | H: 0   | E: 0  | LOB: 0 | K: 1  | BB: 0 | S: 3  | P: 3   |
|              | R: 1  | H: 3   | E: 0  | LOB: 3 | K: 2  | BB: 1 | S: 10 | P: 14  |
|              | R: 0  | H: 0   | E: 0  | LOB: 0 | K: 1  | BB: 0 | S: 5  | P: 5   |
|              | R: 0  | H: 0   | E: 0  | LOB: 0 | K: 0  | BB: 0 | S: 3  | P: 3   |
|              | R: 1  | H: 2   | E: 0  | LOB: 1 | K: 0  | BB: 0 | S: 4  | P: 4   |
|              | 1B: 9 | SF: 0  | 2B: 0 | SAC: 1 | 3B: 0 | DP: 0 | HR: 0 | HBP: 0 |
|              | WP: 0 | PA: 47 | PB: 0 | SB: 0  | CS: 0 |       |       |        |

| PITCHER                             | IP   | WLS | BF | H | R | ER | SO | BB | IBB | HBP | BLK | WP | HR | S  | P  | ERA   | WHIP  |
|-------------------------------------|------|-----|----|---|---|----|----|----|-----|-----|-----|----|----|----|----|-------|-------|
| Don Wilson, R (1, 1) X<br>ERA: 3.12 | 11.0 |     | 43 | 7 | 1 | 1  | 9  | 3  | 0   | 0   | 1   | 0  | 0  | 58 | 70 | 0.82  | 0.909 |
| Jim York, R (12, 1) X<br>ERA: 4.74  | 0.2  | L   | 4  | 2 | 1 | 1  | 0  | 0  | 0   | 0   | 0   | 0  | 0  | 4  | 4  | 13.50 | 3.000 |


**BOTTOM**

**Houston Astros @ New York Mets**  
Shea Stadium, Flushing, NY

Mon Jul 09 1973, 7:05 PM EDT  
Att: 19,099 - Unknown

livebaseballscorecards.com

|     |    |
|-----|----|
| AB  | 43 |
| R   | 2  |
| H   | 9  |
| RBI | 2  |
| BB  | 3  |
| SO  | 9  |
| LOB | 17 |



| Batter  | 1                            | 2                               | 3                            | 4                               | 5                            | 6                               | 7                                 | 8                               | 9                            | AB R H RBI BB SO LOB            | TOP                          |                                 |                              |                                 |                              |                                 |                                  |                                    |                                  |        |    |     |    |   |   |    |    |    |     |     |     |    |    |   |   |     |      |  |  |  |
|---|------------------------------|---------------------------------|------------------------------|---------------------------------|------------------------------|---------------------------------|-----------------------------------|---------------------------------|------------------------------|---------------------------------|------------------------------|---------------------------------|------------------------------|---------------------------------|------------------------------|---------------------------------|----------------------------------|------------------------------------|----------------------------------|--------|----|-----|----|---|---|----|----|----|-----|-----|-----|----|----|---|---|-----|------|--|--|--|
| <b>Tommie Agee, R</b> (1, 8)<br>OBP: 0.303, SLG: 0.448  | 0-3<br><b>K</b>              |                                 |                              | 0-0<br><b>P3</b>                |                              | 0-3<br><b>K</b>                 |                                   |                                 | 0-3<br><b>K</b>              | 4 0 0 0 0 3 1                   |                              |                                 |                              |                                 |                              |                                 |                                  |                                    |                                  |        |    |     |    |   |   |    |    |    |     |     |     |    |    |   |   |     |      |  |  |  |
| <b>Roger Metzger, S</b> (1, 6)<br>OBP: 0.306, SLG: 0.352  | 0-0<br><b>6-3</b>            |                                 |                              | 0-0<br><b>5-3</b>               |                              |                                 | 0-0<br><b>5-3</b>                 |                                 |                              | 3 0 0 0 0 0 0                   |                              |                                 |                              |                                 |                              |                                 |                                  |                                    |                                  |        |    |     |    |   |   |    |    |    |     |     |     |    |    |   |   |     |      |  |  |  |
| <b>Jimmy Wynn, R</b> (1, 9)<br>OBP: 0.340, SLG: 0.411   | 0-0<br><b>6-3</b>            |                                 |                              | 0-0<br><b>L5</b>                |                              |                                 | 4-0<br><b>CS</b><br><b>BB</b>     |                                 |                              | 2 0 0 0 1 0 0                   |                              |                                 |                              |                                 |                              |                                 |                                  |                                    |                                  |        |    |     |    |   |   |    |    |    |     |     |     |    |    |   |   |     |      |  |  |  |
| <b>Bob Watson, R</b> (1, 7)<br>OBP: 0.414, SLG: 0.454   |                              | 0-0<br><b>6-3</b>               |                              |                                 | 0-0<br><b>6-3</b>            |                                 | 0-0<br><b>F9</b><br>1-2           |                                 |                              | 3 0 0 0 0 0 1                   |                              |                                 |                              |                                 |                              |                                 |                                  |                                    |                                  |        |    |     |    |   |   |    |    |    |     |     |     |    |    |   |   |     |      |  |  |  |
| <b>Doug Rader, R</b> (1, 5)<br>OBP: 0.331, SLG: 0.412   |                              | 0-0<br><b>P4</b>                |                              |                                 | 0-0<br><b>F8</b>             |                                 | 4-0<br><b>G5-4-3</b><br><b>BB</b> |                                 |                              | 2 0 0 0 1 0 0                   |                              |                                 |                              |                                 |                              |                                 |                                  |                                    |                                  |        |    |     |    |   |   |    |    |    |     |     |     |    |    |   |   |     |      |  |  |  |
| <b>Lee May, R</b> (1, 3)<br>OBP: 0.301, SLG: 0.447  | 0-3<br><b>K</b>              |                                 |                              | 0-0<br><b>F9</b>                |                              |                                 | 0-0<br><b>L5</b>                  |                                 |                              | 3 0 0 0 0 1 1                   |                              |                                 |                              |                                 |                              |                                 |                                  |                                    |                                  |        |    |     |    |   |   |    |    |    |     |     |     |    |    |   |   |     |      |  |  |  |
| <b>Tommy Helms, R</b> (1, 4)<br>OBP: 0.328, SLG: 0.366  |                              |                                 | 0-0<br><b>6-3</b>            |                                 |                              | 0-0<br><b>2B</b>                |                                   | 0-0<br><b>G5-4-3</b><br>1-2     |                              | 3 0 1 0 0 0 1                   |                              |                                 |                              |                                 |                              |                                 |                                  |                                    |                                  |        |    |     |    |   |   |    |    |    |     |     |     |    |    |   |   |     |      |  |  |  |
| <b>Skip Jutze, R</b> (1, 2)<br>OBP: 0.298, SLG: 0.279   |                              |                                 | 0-0<br><b>6-3</b>            |                                 |                              | 0-0<br><b>6-3</b>               |                                   |                                 | 0-3<br><b>K</b>              | 3 0 0 0 0 1 1                   |                              |                                 |                              |                                 |                              |                                 |                                  |                                    |                                  |        |    |     |    |   |   |    |    |    |     |     |     |    |    |   |   |     |      |  |  |  |
| <b>Jerry Reuss, L</b> (1, 1)<br>OBP: 0.207, SLG: 0.218<br><b>Ray Busse, R</b> (9, PH)<br>OBP: 0.192, SLG: 0.329 |                              |                                 | 0-0<br><b>1-3</b>            |                                 |                              | 0-3<br><b>K</b>                 |                                   |                                 | 0-3<br><b>K</b>              | 2 0 0 0 0 1 1<br>1 0 0 0 0 1 0  |                              |                                 |                              |                                 |                              |                                 |                                  |                                    |                                  |        |    |     |    |   |   |    |    |    |     |     |     |    |    |   |   |     |      |  |  |  |
| <b>Inning Stats</b>   | R: 0<br>E: 0<br>K: 1<br>S: 5 | H: 0<br>LOB: 0<br>BB: 0<br>P: 5 | R: 0<br>E: 0<br>K: 1<br>S: 5 | H: 0<br>LOB: 0<br>BB: 0<br>P: 5 | R: 0<br>E: 0<br>K: 0<br>S: 3 | H: 0<br>LOB: 0<br>BB: 0<br>P: 3 | R: 0<br>E: 0<br>K: 0<br>S: 3      | H: 0<br>LOB: 0<br>BB: 0<br>P: 3 | R: 0<br>E: 0<br>K: 2<br>S: 8 | H: 1<br>LOB: 1<br>BB: 0<br>P: 8 | R: 0<br>E: 0<br>K: 0<br>S: 2 | H: 0<br>LOB: 0<br>BB: 1<br>P: 6 | R: 0<br>E: 0<br>K: 0<br>S: 2 | H: 0<br>LOB: 0<br>BB: 1<br>P: 6 | R: 0<br>E: 0<br>K: 3<br>S: 9 | H: 0<br>LOB: 0<br>BB: 0<br>P: 9 | 1B: 0<br>2B: 1<br>3B: 0<br>HR: 0 | SF: 0<br>SAC: 0<br>DP: 1<br>HBP: 0 | WP: 0<br>PB: 0<br>SB: 0<br>CS: 1 | PA: 28 |    |     |    |   |   |    |    |    |     |     |     |    |    |   |   |     |      |  |  |  |
| <b>PITCHER</b><br><b>Jon Matlack, L</b> (1, 1)<br>ERA: 3.36   | IP<br>9.0                    | WLS<br>W                        | BF<br>28                     | H<br>1                          | R<br>0                       | ER<br>0                         | SO<br>7                           | BB<br>2                         | IBB<br>0                     | HBP<br>0                        | BLK<br>0                     | WP<br>0                         | HR<br>0                      | S<br>40                         | P<br>48                      | ERA<br>0.00                     | WHIP<br>0.333                    |                                    |                                  |        |    |     |    |   |   |    |    |    |     |     |     |    |    |   |   |     |      |  |  |  |
| <b>PITCHER</b>  |                              |                                 |                              |                                 |                              |                                 |                                   |                                 |                              |                                 |                              |                                 |                              |                                 |                              |                                 |                                  |                                    |                                  |        | IP | WLS | BF | H | R | ER | SO | BB | IBB | HBP | BLK | WP | HR | S | P | ERA | WHIP |  |  |  |

**Houston Astros @ New York Mets**  
Shea Stadium, Flushing, NY  
Tue Jul 10 1973, 7:05 PM EDT  
Att. 19,942 - Unknown

[livebaseballscorecards.com](http://livebaseballscorecards.com)

**AB 26**  
**R 0**  
**H 1**  
**RBI 0**  
**BB 2**  
**SO 7**  
**LOB 6**





Houston Astros @ New York Mets  
 Shea Stadium, Flushing, NY  
 Wed Jul 11 1973, 3:33 AM EDT  
 Att. 18,776 - Unknown

livebaseballscorecards.com

|     |    |
|-----|----|
| AB  | 35 |
| R   | 7  |
| H   | 12 |
| RBI | 7  |
| BB  | 0  |
| SO  | 5  |
| LOB | 14 |



|     |   |     |    |
|-----|---|-----|----|
| WP: | 0 | PA: | 38 |
| PB: | 0 |     |    |
| SB: | 0 |     |    |
| CS: | 1 |     |    |

AB R H RBI BB SO LOB

|   |   |   |   |   |   |   |
|---|---|---|---|---|---|---|
| 5 | 0 | 1 | 1 | 0 | 1 | 1 |
| 3 | 0 | 1 | 1 | 0 | 1 | 2 |
| 4 | 1 | 1 | 0 | 0 | 0 | 1 |
| 4 | 1 | 2 | 0 | 0 | 0 | 2 |
| 4 | 1 | 1 | 0 | 0 | 0 | 2 |
| 4 | 1 | 1 | 2 | 0 | 2 | 3 |
| 4 | 2 | 2 | 1 | 0 | 0 | 0 |
| 4 | 1 | 3 | 2 | 0 | 0 | 0 |
| 3 | 0 | 0 | 0 | 0 | 1 | 3 |

|     |    |      |   |
|-----|----|------|---|
| 1B: | 10 | SF:  | 1 |
| 2B: | 1  | SAC: | 1 |
| 3B: | 0  | DP:  | 2 |
| HR: | 1  | HBP: | 0 |

| Batter   | 1      | 2                                | 3                        | 4                           | 5      | 6                    | 7                  | 8      | 9       |
|--|--------|----------------------------------|--------------------------|-----------------------------|--------|----------------------|--------------------|--------|---------|
| <b>Tommie Agee, R</b><br>OBP: 0.300, SLG: 0.440 (1, 8) X       | 0-0 F7 | 0-0 FC5-4<br>1-2 1B<br>3-H       |                          | 0-0 E5<br>2-3 CS            |        | 0-3 K                |                    |        | 0-0 6-3 |
| <b>Roger Metzger, S</b><br>OBP: 0.305, SLG: 0.352 (1, 6) S S S | 0-3 K  | 0-0 FC5-4<br>1-2f                |                          | 0-0 SF8<br>3-H              |        |                      | 0-0 G5-4-3<br>1B   |        |         |
| <b>Jimmy Wynn, R</b><br>OBP: 0.340, SLG: 0.409 (1, 9) X        | 0-0 F8 |                                  | 0-0 E<br>HR<br>1B<br>1-2 | 0-0 CS<br>1-2               | 0-0 F2 |                      | 0-0 F7             |        |         |
| <b>Bob Watson, R</b><br>OBP: 0.415, SLG: 0.455 (1, 7) X        |        | 0-0 1B<br>1B                     | 0-0 L9<br>1-2            |                             | 0-0 1B |                      | 0-0 G5-4-3<br>1-2f |        |         |
| <b>Doug Rader, R</b><br>OBP: 0.330, SLG: 0.410 (1, 5) X        |        | 0-0 1B<br>1B<br>1-2              | 0-0 6-3                  |                             | 0-0 F3 |                      | 0-0 5-3            |        |         |
| <b>Lee May, R</b><br>OBP: 0.301, SLG: 0.454 (1, 3) X           |        | 0-0 P4<br>1-2                    | 0-0 HR<br>2-H            |                             | 0-3 K  |                      | 0-3 K              |        |         |
| <b>Tommy Helms, R</b><br>OBP: 0.330, SLG: 0.370 (1, 4) X       |        | 0-0 FC3-6<br>1-2 2-H<br>1B<br>1B | 0-0 6-3                  |                             |        | 0-0 1B<br>2B         | 0-0 1-3            |        |         |
| <b>Skip Jutze, R</b><br>OBP: 0.310, SLG: 0.293 (1, 2) X        |        | 0-0 FC3-6<br>1-2 2-H<br>1B       |                          | 0-0 E<br>SH2-4<br>SF8<br>1B |        | 0-0 2-H<br>1B        |                    | 0-0 F8 |         |
| <b>Dave Roberts, L</b><br>OBP: 0.140, SLG: 0.140 (1, 1) X      |        | 0-0 FC3-6<br>1-2f 2-3<br>1B      |                          | 0-0 SH2-4<br>1-2            |        | 0-0 B2-4-6-4<br>1-2f |                    | 0-3 K  |         |

| Inning Stats | R: 0 | H: 0 | E: 0 | K: 1 | S: 5 | P: 5 | R: 3 | H: 5 | E: 0 | K: 0 | S: 8 | P: 8 | R: 2 | H: 2 | E: 1 | K: 0 | S: 5 | P: 5 | R: 1 | H: 1 | E: 1 | K: 0 | S: 4 | P: 4 | R: 0 | H: 1 | E: 0 | K: 1 | S: 6 | P: 6 | R: 1 | H: 2 | E: 0 | K: 1 | S: 6 | P: 6 | R: 0 | H: 1 | E: 0 | K: 0 | S: 3 | P: 3 | R: 0 | H: 0 | E: 0 | K: 1 | S: 5 | P: 5 | R: 0 | H: 0 | E: 0 | K: 1 | S: 5 | P: 5 |
|--------------|------|------|------|------|------|------|------|------|------|------|------|------|------|------|------|------|------|------|------|------|------|------|------|------|------|------|------|------|------|------|------|------|------|------|------|------|------|------|------|------|------|------|------|------|------|------|------|------|------|------|------|------|------|------|
|--------------|------|------|------|------|------|------|------|------|------|------|------|------|------|------|------|------|------|------|------|------|------|------|------|------|------|------|------|------|------|------|------|------|------|------|------|------|------|------|------|------|------|------|------|------|------|------|------|------|------|------|------|------|------|------|

| PITCHER                                    | IP  | WLS | BF | H | R | ER | SO | BB | IBB | HBP | BLK | WP | HR | S  | P  | ERA  | WHIP  |
|--|-----|-----|----|---|---|----|----|----|-----|-----|-----|----|----|----|----|------|-------|
| <b>Jerry Koosman, L</b><br>ERA: 3.1 (1, 1) | 5.0 | L   | 24 | 9 | 6 | 5  | 2  | 0  | 0   | 0   | 0   | 0  | 1  | 28 | 28 | 9.00 | 1.800 |
| <b>Jim McAndrew, R</b><br>ERA: 5.6 (6, 1)  | 2.0 |     | 7  | 3 | 1 | 1  | 1  | 0  | 0   | 0   | 0   | 0  | 0  | 9  | 9  | 4.50 | 1.500 |
| <b>Tug McGraw, L</b><br>ERA: 5.96 (8, 1)   | 2.0 |     | 6  | 0 | 0 | 0  | 2  | 0  | 0   | 0   | 0   | 0  | 0  | 10 | 10 | 0.00 | 0.000 |

| PITCHER | IP | WLS | BF | H | R | ER | SO | BB | IBB | HBP | BLK | WP | HR | S | P | ERA | WHIP |
|---------|----|-----|----|---|---|----|----|----|-----|-----|-----|----|----|---|---|-----|------|
|---------|----|-----|----|---|---|----|----|----|-----|-----|-----|----|----|---|---|-----|------|

**BOTTOM**

**Houston Astros @ New York Mets**  
 Shea Stadium, Flushing, NY  
 Wed Jul 11 1973, 3:33 AM EDT  
 Att. 18,776 - Unknown

[livebaseballscorecards.com](http://livebaseballscorecards.com)

|            |           |
|------------|-----------|
| <b>AB</b>  | <b>33</b> |
| <b>R</b>   | <b>1</b>  |
| <b>H</b>   | <b>10</b> |
| <b>RBI</b> | <b>1</b>  |
| <b>BB</b>  | <b>1</b>  |
| <b>SO</b>  | <b>4</b>  |
| <b>LOB</b> | <b>12</b> |



|       |        |
|-------|--------|
| WP: 0 | PA: 35 |
| PB: 0 | SB: 0  |
| CS: 1 |        |

AB R H RBI BB SO LOB

|   |   |   |   |   |   |   |
|---|---|---|---|---|---|---|
| 3 | 0 | 0 | 0 | 1 | 1 | 2 |
| 4 | 0 | 4 | 0 | 0 | 0 | 0 |
| 4 | 0 | 1 | 0 | 0 | 1 | 3 |
| 4 | 0 | 0 | 0 | 0 | 0 | 4 |
| 4 | 0 | 0 | 0 | 0 | 2 | 1 |
| 4 | 1 | 2 | 0 | 0 | 0 | 0 |
| 4 | 0 | 2 | 0 | 0 | 0 | 1 |
| 4 | 0 | 1 | 1 | 0 | 0 | 1 |
| 0 | 0 | 0 | 0 | 0 | 0 | 0 |
| 1 | 0 | 0 | 0 | 0 | 0 | 0 |
| 0 | 0 | 0 | 0 | 0 | 0 | 0 |
| 1 | 0 | 0 | 0 | 0 | 0 | 0 |
| 0 | 0 | 0 | 0 | 0 | 0 | 0 |

| Batter  | 1                | 2                                | 3                     | 4          | 5         | 6                     | 7         | 8                | 9 |
|---|------------------|----------------------------------|-----------------------|------------|-----------|-----------------------|-----------|------------------|---|
| Wayne Garrett, L (1, 5)<br>OBP: 0.335, SLG: 0.354 | 4-0<br>CS<br>BB  | 0-0<br>4-3                       |                       |            | 0-3<br>K  |                       | 0-0<br>F8 |                  |   |
| Felix Millan, R (1, 4)<br>OBP: 0.319, SLG: 0.349  | 0-0<br>1-2<br>1B |                                  | 0-0<br>G5-4-3<br>1B   |            | 0-0<br>1B |                       |           | 0-0<br>G3<br>2B  |   |
| Willie Mays, R (1, 3)<br>OBP: 0.286, SLG: 0.326   | 0-3<br>K         |                                  | 0-0<br>G5-4-3<br>1-2f |            | 0-0<br>1B |                       |           | 0-0<br>5-3       |   |
| Rusty Staub, L (1, 9)<br>OBP: 0.357, SLG: 0.410   | 0-0<br>G3        |                                  | 0-0<br>G3             |            | 0-0<br>F7 |                       |           | 0-0<br>G3<br>2-3 |   |
| Cleon Jones, R (1, 7)<br>OBP: 0.297, SLG: 0.357   |                  | 0-3<br>K                         |                       | 0-0<br>G3  |           | 0-0<br>F8             |           | 0-3<br>K         |   |
| Don Hahn, R (1, 8)<br>OBP: 0.271, SLG: 0.345      |                  | 0-0<br>1B<br>1B<br>2B            |                       | 0-0<br>4-3 |           | 0-0<br>G5-4-3<br>1B   |           | 0-0<br>L7        |   |
| Duffy Dyer, R (1, 2)<br>OBP: 0.243, SLG: 0.238    |                  | 0-0<br>SH1-4<br>2-3<br>1B        |                       | 0-0<br>1B  |           | 0-0<br>G5-4-3<br>1-2f |           | 0-0<br>6-3       |   |
| Bud Harrelson, S (1, 6)<br>OBP: 0.357, SLG: 0.308 |                  | 0-0<br>SH1-4<br>1-2<br>3-H<br>1B |                       | 0-0<br>5-3 |           |                       | 0-0<br>L5 | 0-0<br>F7        |   |
| Jerry Koosman, R (1, 1)<br>OBP: 0.122, SLG: 0.100 |                  | 0-0<br>SH1-4                     |                       |            | 0-0<br>G3 |                       | 0-0<br>F7 |                  |   |
| Ken Boswell, L (5, PH)<br>OBP: 0.260, SLG: 0.348  |                  |                                  |                       |            |           |                       |           |                  |   |
| Jim McAndrew, R (6, 1)<br>OBP: 0.400, SLG: 0.214  |                  |                                  |                       |            |           |                       |           |                  |   |
| Jerry Grote, R (7, PH)<br>OBP: 0.250, SLG: 0.250  |                  |                                  |                       |            |           |                       |           |                  |   |
| Tug McGraw, R (8, 1)<br>OBP: 0.143, SLG: 0.143    |                  |                                  |                       |            |           |                       |           |                  |   |

| Inning Stats | R: 0   | H: 1  | E: 0 | K: 1   | S: 5  | R: 1 | H: 3   | E: 0  | K: 1 | S: 8   | R: 0  | H: 1 | E: 0   | K: 0  | S: 3 | R: 0   | H: 1  | E: 0 | K: 1   | S: 4  | R: 0 | H: 2   | E: 0  | K: 1 | S: 7   | R: 0  | H: 1 | E: 0   | K: 0  | S: 3 | R: 0   | H: 1  | E: 0 | K: 1   | S: 6  | R: 0 | H: 0   | E: 0  | K: 0 | S: 3   | R: 0  | H: 1 | E: 0   | K: 1  | S: 6 | R: 0 | H: 0 | E: 0 | K: 0 | S: 3 |
|--------------|--------|-------|------|--------|-------|------|--------|-------|------|--------|-------|------|--------|-------|------|--------|-------|------|--------|-------|------|--------|-------|------|--------|-------|------|--------|-------|------|--------|-------|------|--------|-------|------|--------|-------|------|--------|-------|------|--------|-------|------|------|------|------|------|------|
|              | LOB: 1 | BB: 1 | P: 9 | LOB: 2 | BB: 0 | P: 8 | LOB: 0 | BB: 0 | P: 3 | LOB: 1 | BB: 0 | P: 4 | LOB: 2 | BB: 0 | P: 7 | LOB: 0 | BB: 0 | P: 3 | LOB: 0 | BB: 0 | P: 3 | LOB: 1 | BB: 0 | P: 6 | LOB: 0 | BB: 0 | P: 3 | LOB: 0 | BB: 0 | P: 3 | LOB: 0 | BB: 0 | P: 3 | LOB: 0 | BB: 0 | P: 6 | LOB: 0 | BB: 0 | P: 3 | LOB: 0 | BB: 0 | P: 3 | LOB: 0 | BB: 0 | P: 3 |      |      |      |      |      |

| PITCHER                             | IP  | WLS | BF | H  | R | ER | SO | BB | IBB | HBP | BLK | WP | HR | S  | P  | ERA  | WHIP  |
|-------------------------------------|-----|-----|----|----|---|----|----|----|-----|-----|-----|----|----|----|----|------|-------|
| Dave Roberts, L (1, 1)<br>ERA: 2.98 | 9.0 | W   | 35 | 10 | 1 | 1  | 4  | 1  | 0   | 0   | 0   | 0  | 0  | 42 | 46 | 1.00 | 1.222 |

| Batter  | 1  | 2                               | 3                            | 4                               | 5                            | 6                               | 7                            | 8                               | 9                            | AB R H RBI BB SO LOB            | TOP   |                                 |                              |                                 |                              |                                 |                                  |                                    |                                  |        |
|---|--|---------------------------------|------------------------------|---------------------------------|------------------------------|---------------------------------|------------------------------|---------------------------------|------------------------------|---------------------------------|---|---------------------------------|------------------------------|---------------------------------|------------------------------|---------------------------------|----------------------------------|------------------------------------|----------------------------------|--------|
| Wayne Garrett, L (1, 5)<br>OBP: 0.333, SLG: 0.352       | 0-3<br>K   |                                 |                              | 0-0<br>2B                       |                              | 0-0<br>4-3                      |                              |                                 | 0-3<br>K                     | 4 1 1 0 0 2 0                   | <b>New York Mets @ Cincinnati Reds</b><br>Riverfront Stadium, Cincinnati, OH<br>Fri Jul 13 1973, 3:33 AM EDT<br>Unknown<br><a href="http://livebaseballscorecards.com">livebaseballscorecards.com</a> |                                 |                              |                                 |                              |                                 |                                  |                                    |                                  |        |
| Felix Millan, R (1, 4)<br>OBP: 0.315, SLG: 0.345        | 0-0<br>5-3   |                                 |                              | 0-0<br>F7                       |                              | 0-0<br>6-3                      |                              |                                 | 0-0<br>6-3                   | 4 0 0 0 0 0 1                   |   |                                 |                              |                                 |                              |                                 |                                  |                                    |                                  |        |
| Cleon Jones, R (1, 8)<br>OBP: 0.295, SLG: 0.364         | 0-3<br>K   |                                 |                              | 0-0<br>3-1<br>1-H<br>2B         |                              | 0-0<br>4-3                      |                              |                                 | 0-0<br>F9                    | 4 0 1 1 0 1 0                   |   |                                 |                              |                                 |                              |                                 |                                  |                                    |                                  |        |
| Rusty Staub, L (1, 9)<br>OBP: 0.354, SLG: 0.406         |  | 0-0<br>4-3                      |                              | 0-0<br>3-1                      |                              | 0-0<br>1-3                      |                              |                                 | 0-0<br>1-3                   | 3 0 0 0 0 0 1                   |   |                                 |                              |                                 |                              |                                 |                                  |                                    |                                  |        |
| John Milner, L (1, 3)<br>OBP: 0.308, SLG: 0.402         |  | 0-0<br>F7                       |                              | 0-0<br>F7                       |                              | 0-0<br>4-3                      |                              |                                 | 0-0<br>4-3                   | 3 0 0 0 0 0 1                   |   |                                 |                              |                                 |                              |                                 |                                  |                                    |                                  |        |
| Ed Kranepool, L (1, 7)<br>OBP: 0.314, SLG: 0.337        |  | 0-0<br>4-3                      |                              |                                 | 0-3<br>K                     |                                 | 0-0<br>4-3                   |                                 |                              | 3 0 0 0 0 1 0                   |   |                                 |                              |                                 |                              |                                 |                                  |                                    |                                  |        |
| Ron Hodges, L (1, 2)<br>OBP: 0.316, SLG: 0.342          |  |                                 | 0-0<br>F7                    |                                 | 0-0<br>F8                    |                                 |                              | 0-0<br>F5                       |                              | 3 0 0 0 0 0 0                   |   |                                 |                              |                                 |                              |                                 |                                  |                                    |                                  |        |
| Bud Harrelson, S (1, 6)<br>OBP: 0.357, SLG: 0.304       |  |                                 | 0-0<br>G1                    |                                 | 4-0<br>FC6-4<br>BB           |                                 |                              | 0-0<br>1-3                      |                              | 2 0 0 0 1 0 0                   |   |                                 |                              |                                 |                              |                                 |                                  |                                    |                                  |        |
| Tom Seaver, R (1, 1)<br>OBP: 0.220, SLG: 0.217          |  |                                 | 0-0<br>G3                    |                                 | 0-0<br>FC6-4<br>1-2f         |                                 |                              | 0-0<br>4-3                      |                              | 2 0 0 0 0 0 1                   |   |                                 |                              |                                 |                              |                                 |                                  |                                    |                                  |        |
| Ken Boswell, L (8, PH)<br>OBP: 0.257, SLG: 0.343        |  |                                 |                              |                                 |                              |                                 |                              |                                 |                              | 1 0 0 0 0 0 0                   |   |                                 |                              |                                 |                              |                                 |                                  |                                    |                                  |        |
| Tug McGraw, R (8, 1)<br>OBP: 0.143, SLG: 0.143          |  |                                 |                              |                                 |                              |                                 |                              |                                 |                              | 0 0 0 0 0 0 0                   |   |                                 |                              |                                 |                              |                                 |                                  |                                    |                                  |        |
| <b>Inning Stats</b>                                     | R: 0<br>E: 0<br>K: 2<br>S: 7   | H: 0<br>LOB: 0<br>BB: 0<br>P: 7 | R: 0<br>E: 0<br>K: 0<br>S: 3 | H: 0<br>LOB: 0<br>BB: 0<br>P: 3 | R: 0<br>E: 0<br>K: 0<br>S: 3 | H: 0<br>LOB: 0<br>BB: 0<br>P: 3 | R: 1<br>E: 0<br>K: 0<br>S: 5 | H: 2<br>LOB: 1<br>BB: 0<br>P: 5 | R: 0<br>E: 0<br>K: 1<br>S: 5 | H: 0<br>LOB: 1<br>BB: 1<br>P: 9 | R: 0<br>E: 0<br>K: 0<br>S: 3  | H: 0<br>LOB: 0<br>BB: 0<br>P: 3 | R: 0<br>E: 0<br>K: 0<br>S: 3 | H: 0<br>LOB: 0<br>BB: 0<br>P: 3 | R: 0<br>E: 0<br>K: 1<br>S: 5 | H: 0<br>LOB: 0<br>BB: 0<br>P: 5 | 1B: 1<br>2B: 1<br>3B: 0<br>HR: 0 | SF: 0<br>SAC: 0<br>DP: 0<br>HBP: 0 | WP: 0<br>PB: 0<br>SB: 0<br>CS: 0 | PA: 30 |
| <b>PITCHER</b><br>Jack Billingham, R (1, 1)<br>ERA: 3.2 | IP: 9.0<br>WLS: W<br>BF: 30<br>H: 2<br>R: 1<br>ER: 1<br>SO: 4<br>BB: 1<br>IBB: 0<br>HBP: 0<br>BLK: 0<br>WP: 0<br>HR: 0<br>S: 37<br>P: 41<br>ERA: 1.00<br>WHIP: 0.333 |                                 |                              |                                 |                              |                                 |                              |                                 |                              |                                 |   |                                 |                              |                                 |                              |                                 |                                  |                                    |                                  |        |





| Batter   | 1                 | 2          | 3                | 4         | 5          | 6                    | 7         | 8          | 9 | AB | R | H | RBI | BB | SO | LOB |
|--|-------------------|------------|------------------|-----------|------------|----------------------|-----------|------------|---|----|---|---|-----|----|----|-----|
| <b>Pete Rose, S</b> (1, 7)<br>OBP: 0.394, SLG: 0.399       | 0-0<br>G6-3<br>1B |            | 0-0<br>2-H<br>1B |           | 0-0<br>1-3 |                      |           | 0-0<br>F8  |   | 4  | 0 | 2 | 1   | 0  | 0  | 0   |
| <b>Joe Morgan, L</b> (1, 4)<br>OBP: 0.417, SLG: 0.497      | 0-0<br>P4         |            | 0-0<br>HR        |           |            | 0-3<br>K             |           | 0-0<br>F7  |   | 4  | 1 | 1 | 1   | 0  | 1  | 1   |
| <b>Dan Driessen, L</b> (1, 5)<br>OBP: 0.364, SLG: 0.360    | 0-0<br>G6-3       |            | 0-0<br>3-1       |           |            | 0-3<br>K             |           |            |   | 3  | 0 | 0 | 0   | 0  | 1  | 1   |
| <b>Denis Menke, R</b> (9, 5)<br>OBP: 0.371, SLG: 0.230     | 1-2f              |            |                  |           |            |                      |           |            |   | 0  | 0 | 0 | 0   | 0  | 0  | 0   |
| <b>Johnny Bench, R</b> (1, 2)<br>OBP: 0.344, SLG: 0.453    |                   | 0-3<br>K   |                  | 0-0<br>P6 |            | 0-0<br>FC6-4<br>1B   |           |            |   | 3  | 0 | 1 | 0   | 0  | 1  | 0   |
| <b>Tony Perez, R</b> (1, 3)<br>OBP: 0.386, SLG: 0.526      |                   | 0-0<br>3B  |                  | 0-0<br>E5 |            | 0-0<br>FC6-4<br>1-2f |           |            |   | 3  | 0 | 1 | 0   | 0  | 0  | 1   |
| <b>Bobby Tolan, L</b> (1, 8)<br>OBP: 0.251, SLG: 0.316     |                   | 0-0<br>6-3 |                  | 0-0<br>L9 |            |                      | 0-0<br>P4 |            |   | 3  | 0 | 0 | 0   | 0  | 0  | 2   |
| <b>Larry Stahl, L</b> (1, 9)<br>OBP: 0.321, SLG: 0.320     |                   | 0-0<br>F7  |                  | 0-0<br>F9 |            |                      | 0-3<br>K  |            |   | 3  | 0 | 0 | 0   | 0  | 1  | 2   |
| <b>Cesar Geronimo, L</b> (8, 8)<br>OBP: 0.215, SLG: 0.210  |                   |            |                  |           |            |                      | 0-3<br>K  |            |   | 0  | 0 | 0 | 0   | 0  | 0  | 0   |
| <b>Darrel Chaney, S</b> (1, 6)<br>OBP: 0.286, SLG: 0.212   |                   |            | 0-0<br>1B<br>2B  |           | 0-3<br>K   |                      | 0-3<br>K  |            |   | 3  | 1 | 1 | 0   | 0  | 2  | 0   |
| <b>Jack Billingham, R</b> (1, 1)<br>OBP: 0.055, SLG: 0.019 |                   |            | 0-0<br>1-3       |           | 0-0<br>4-3 |                      |           | 0-0<br>1-3 |   | 3  | 0 | 0 | 0   | 0  | 0  | 1   |

| Inning Stats                             | R: 0 | H: 1 | E: 0 | LOB: 0 | K: 0 | BB: 0 | S: 3 | P: 3 | R: 0 | H: 1 | E: 0 | LOB: 1 | K: 1 | BB: 0 | S: 6 | P: 6 | R: 2  | H: 3 | E: 0 | LOB: 0 | K: 0 | BB: 0 | S: 5 | P: 5 | R: 0 | H: 0 | E: 1 | LOB: 1 | K: 0 | BB: 0 | S: 4 | P: 4 | R: 0 | H: 0 | E: 0 | LOB: 0 | K: 1 | BB: 0 | S: 5 | P: 5 | R: 0 | H: 1 | E: 0 | LOB: 1 | K: 2 | BB: 0 | S: 8 | P: 8 | R: 0 | H: 0 | E: 0 | LOB: 0 | K: 2 | BB: 0 | S: 7 | P: 7 | R: 0 | H: 0 | E: 0 | LOB: 0 | K: 0 | BB: 0 | S: 3 | P: 3 |
|--|------|------|------|--------|------|-------|------|------|------|------|------|--------|------|-------|------|------|-------|------|------|--------|------|-------|------|------|------|------|------|--------|------|-------|------|------|------|------|------|--------|------|-------|------|------|------|------|------|--------|------|-------|------|------|------|------|------|--------|------|-------|------|------|------|------|------|--------|------|-------|------|------|
| <b>Tom Seaver, R</b> (1, 1)<br>ERA: 2.08 | IP   | WLS  | BF   | H      | R    | ER    | SO   | BB   | IBB  | HBP  | BLK  | WP     | HR   | S     | P    | ERA  | WHIP  |      |      |        |      |       |      |      |      |      |      |        |      |       |      |      |      |      |      |        |      |       |      |      |      |      |      |        |      |       |      |      |      |      |      |        |      |       |      |      |      |      |      |        |      |       |      |      |
| <b>Tug McGraw, L</b> (8, 1)<br>ERA: 5.85 | 1.0  | 3    | 0    | 0      | 0    | 0     | 0    | 0    | 0    | 0    | 0    | 0      | 0    | 3     | 3    | 0.00 | 0.000 |      |      |        |      |       |      |      |      |      |      |        |      |       |      |      |      |      |      |        |      |       |      |      |      |      |      |        |      |       |      |      |      |      |      |        |      |       |      |      |      |      |      |        |      |       |      |      |


**BOTTOM**

**New York Mets @ Cincinnati Reds**  
Riverfront Stadium, Cincinnati, OH

Fri Jul 13 1973, 3:33 AM EDT  
Unknown

|            |           |
|------------|-----------|
| <b>AB</b>  | <b>29</b> |
| <b>R</b>   | <b>2</b>  |
| <b>H</b>   | <b>6</b>  |
| <b>RBI</b> | <b>2</b>  |
| <b>BB</b>  | <b>0</b>  |
| <b>SO</b>  | <b>6</b>  |
| <b>LOB</b> | <b>8</b>  |

livebaseballscorecards.com



|       |        |
|-------|--------|
| WP: 0 | PA: 29 |
| PB: 0 | SB: 0  |
| CS: 0 |        |



| Batter   | 1                      | 2          | 3                | 4                  | 5                               | 6                           | 7                | 8                  | 9                      | AB R H RBI BB SO LOB  |
|--|------------------------|------------|------------------|--------------------|---------------------------------|-----------------------------|------------------|--------------------|------------------------|---|
| <b>Pete Rose, S</b> (1, 7)<br>OBP: 0.397, SLG: 0.404   | 0-0<br>F9              |            | 0-0<br>5-3<br>1B |                    | 0-0<br>FC4-6<br>1B              |                             | 0-0<br>F9        |                    | 0-0<br>G3<br>SF9<br>2B | 5 1 3 1 0 0 0   |
| <b>Joe Morgan, L</b> (1, 4)<br>OBP: 0.416, SLG: 0.494  | 4-0<br>2B<br>6-3<br>BB |            | 0-0<br>5-3       |                    | 0-0<br>FC4-6                    |                             | 0-0<br>BB<br>1B  |                    | 0-0<br>G3              | 4 1 1 1 1 0 4   |
| <b>Dave Concepcion, R</b> (1, 6)<br>OBP: 0.320, SLG: 0.431   | 0-0<br>1-3<br>2B       |            | 0-0<br>L9        |                    | 0-0<br>SF9                      |                             | 4-0<br>1-2<br>BB |                    | 0-0<br>SF9             | 2 0 1 2 1 0 1   |
| <b>Tony Perez, R</b> (1, 3)<br>OBP: 0.383, SLG: 0.521  | 0-0<br>6-3             |            |                  | 0-0<br>FC6-4<br>1B |                                 | 0-0<br>F8                   |                  | 0-0<br>F7          | 0-0<br>5-3             | 5 0 1 1 0 0 4   |
| <b>Andy Kosco, R</b> (1, 9)<br>OBP: 0.286, SLG: 0.174<br><b>Larry Stahl, L</b> (8, PH)<br>OBP: 0.318, SLG: 0.316<br>(9, 9)   | 0-3<br>K               |            |                  | 0-3<br>K           |                                 | 0-0<br>1-6-3<br>3-6-3<br>1B |                  | 0-3<br>K           |                        | 3 0 1 0 0 2 2<br>1 0 0 0 0 1 0  |
| <b>Bobby Tolan, L</b> (1, 8)<br>OBP: 0.249, SLG: 0.312   |                        | 0-0<br>5-3 |                  | 0-0<br>F2          |                                 | 0-0<br>3-6-3                |                  | 0-0<br>F8          |                        | 4 0 0 0 0 0 2   |
| <b>Denis Menke, R</b> (1, 5)<br>OBP: 0.369, SLG: 0.225   |                        | 0-0<br>4-3 |                  | 0-0<br>FC6-4       |                                 | 0-0<br>1-6-3                |                  | 4-0<br>FC4-6<br>BB |                        | 3 0 0 0 1 0 2   |
| <b>Bill Plummer, R</b> (1, 2)<br>OBP: 0.320, SLG: 0.281<br><b>Hal King, L</b> (8, PH)<br>OBP: 0.316, SLG: 0.750<br>(9, 2)  |                        | 0-0<br>5-3 |                  |                    | 0-0<br>1B<br>FC4-6<br>2B        |                             | 0-0<br>5-3       |                    | 0-0<br>FC4-6           | 3 1 1 0 0 0 1<br>1 0 0 0 0 0 1  |
| <b>Jim McClothlin, R</b> (1, 1)<br>OBP: 0.176, SLG: 0.250<br><b>Dave Tomlin, L</b> (1, 1)<br><b>Phil Gagliano, R</b> (5, PH)<br>OBP: 0.345, SLG: 0.217<br><b>Ed Sprague, R</b> (8, 1)<br><b>Dan Driessen, L</b> (7, PH)<br>OBP: 0.191, SLG: 0.357<br><b>Don Gullett, R</b> (8, 1)<br>OBP: 0.324, SLG: 0.200<br><b>Darrel Chaney, S</b> (9, PH)<br>OBP: 0.285, SLG: 0.224 |                        |            | 0-3<br>K         |                    | 4-0<br>FC4-6<br>1B<br>SF9<br>BB |                             | 0-0<br>P6        |                    | 0-0<br>2B<br>1B        | 0 0 0 0 0 0 0<br>1 0 0 0 0 1 0<br>0 1 0 0 1 0 0<br>0 0 0 0 0 0 0<br>1 0 0 0 0 0 0<br>0 0 0 0 0 0 0<br>1 1 1 0 0 0 0 |

| Inning Stats | R: 1 | H: 1 | E: 0 | K: 1 | S: 6 | R: 0 | H: 0 | E: 0 | K: 0 | S: 3 | R: 0 | H: 1 | E: 0 | K: 1 | S: 6 | R: 0 | H: 1 | E: 0 | K: 1 | S: 6 | R: 2 | H: 2 | E: 0 | K: 0 | S: 5 | R: 0 | H: 1 | E: 0 | K: 0 | S: 4 | R: 0 | H: 1 | E: 0 | K: 0 | S: 4 | R: 0 | H: 0 | E: 0 | K: 1 | S: 5 | R: 2 | H: 2 | E: 0 | K: 0 | S: 5 | R: 0 | H: 0 | E: 0 | K: 0 | S: 5 | 1B: 6 | SF: 2 | 2B: 3 | SAC: 0 | 3B: 0 | DP: 0 | HR: 0 | HBP: 0 | WP: 0 | PA: 40 |
|--------------|------|------|------|------|------|------|------|------|------|------|------|------|------|------|------|------|------|------|------|------|------|------|------|------|------|------|------|------|------|------|------|------|------|------|------|------|------|------|------|------|------|------|------|------|------|------|------|------|------|------|-------|-------|-------|--------|-------|-------|-------|--------|-------|--------|
|--------------|------|------|------|------|------|------|------|------|------|------|------|------|------|------|------|------|------|------|------|------|------|------|------|------|------|------|------|------|------|------|------|------|------|------|------|------|------|------|------|------|------|------|------|------|------|------|------|------|------|------|-------|-------|-------|--------|-------|-------|-------|--------|-------|--------|

| PITCHER                                    | IP  | WLS | BF | H | R | ER | SO | BB | IBB | HBP | BLK | WP | HR | S  | P  | ERA  | WHIP  |
|--|-----|-----|----|---|---|----|----|----|-----|-----|-----|----|----|----|----|------|-------|
| <b>Ray Sadecki, L</b> (1, 1)<br>ERA: 3.18  | 6.2 | W   | 30 | 7 | 3 | 3  | 3  | 3  | 3   | 0   | 0   | 0  | 0  | 33 | 45 | 4.05 | 1.500 |
| <b>Harry Parker, R</b> (7, 1)<br>ERA: 3.79 | 2.1 | S   | 10 | 2 | 2 | 2  | 1  | 1  | 0   | 0   | 0   | 0  | 0  | 11 | 15 | 7.71 | 1.286 |

**BOTTOM**

**New York Mets @ Cincinnati Reds**  
Riverfront Stadium, Cincinnati, OH

Fri Jul 13 1973, 7:05 PM EDT  
Att. 40,283 - Unknown

livebaseballscores.com

|            |           |
|------------|-----------|
| <b>AB</b>  | <b>34</b> |
| <b>R</b>   | <b>5</b>  |
| <b>H</b>   | <b>9</b>  |
| <b>RBI</b> | <b>5</b>  |
| <b>BB</b>  | <b>4</b>  |
| <b>SO</b>  | <b>4</b>  |
| <b>LOB</b> | <b>17</b> |



**New York Mets @ Cincinnati Reds**  
 Riverfront Stadium, Cincinnati, OH

Sat Jul 14 1973, 7:05 PM EDT  
 Att. 36,166 - Unknown

[livebaseballscorecards.com](http://livebaseballscorecards.com)



|     |    |
|-----|----|
| AB  | 35 |
| R   | 5  |
| H   | 11 |
| RBI | 4  |
| BB  | 4  |
| SO  | 8  |
| LOB | 14 |

AB R H RBI BB SO LOB

TOP

Batter 1 2 3 4 5 6 7 8 9

|   |           |           |                          |            |                 |                 |                 |            |                 |
|---|-----------|-----------|--------------------------|------------|-----------------|-----------------|-----------------|------------|-----------------|
| Wayne Garrett, L (1, 5)<br>OBP: 0.332, SLG: 0.354 | 0-0<br>F7 |           | 0-3<br>K                 |            | 0-0<br>F8       |                 | 0-0<br>5-3      |            | 4-0<br>1B<br>BB |
| Felix Millan, R (1, 4)<br>OBP: 0.324, SLG: 0.363  | 0-0<br>1B |           | 0-0<br>2B<br>1B          |            | 4-0<br>WP<br>BB |                 | 0-0<br>F7       |            | 0-0<br>HR<br>1B |
| Willie Mays, R (1, 8)<br>OBP: 0.283, SLG: 0.328   | 0-3<br>K  |           | 0-0<br>2B                |            | 0-0<br>WP       |                 | 0-3<br>K        |            | 0-0<br>HR       |
| Cleon Jones, R (1, 7)<br>OBP: 0.317, SLG: 0.417   | 0-3<br>K  |           | 0-0<br>6-3               |            | 0-0<br>5-3      |                 | 0-3<br>K        |            | 0-3<br>K        |
| Jim Beauchamp, R (1, 3)<br>OBP: 0.356, SLG: 0.342 |           | 0-3<br>K  |                          | 0-0<br>P4  |                 | 0-0<br>1B<br>1B |                 | 0-0<br>2B  |                 |
| John Milner, L (8, 3)<br>OBP: 0.306, SLG: 0.404   |           |           |                          |            |                 |                 |                 |            |                 |
| Don Hahn, R (1, 9)<br>OBP: 0.277, SLG: 0.333      |           | 0-0<br>F2 |                          | 0-0<br>F7  |                 | 0-0<br>BB<br>1B |                 | 0-0<br>6-3 |                 |
| Jerry Grote, R (1, 2)<br>OBP: 0.284, SLG: 0.284   |           |           |                          |            |                 |                 |                 |            |                 |
| Ted Martinez, R (9, PR)<br>OBP: 0.270, SLG: 0.254 |           | 0-0<br>F9 |                          | 0-0<br>5-3 |                 | 4-0<br>BB<br>BB |                 | 0-0<br>F7  |                 |
| Buzz Capra, R (9, 1)                              |           |           |                          |            |                 |                 |                 |            |                 |
| Bud Harrelson, S (1, 6)<br>OBP: 0.358, SLG: 0.304 |           |           | 0-0<br>SH1-4<br>1B<br>1B |            | 0-0<br>1-4-3    |                 | 4-0<br>BB<br>BB |            | 0-0<br>PB<br>3B |
| George Stone, L (1, 1)<br>OBP: 0.391, SLG: 0.391  |           |           |                          |            |                 |                 |                 |            |                 |
| Duffy Dyer, R (9, PH)<br>OBP: 0.247, SLG: 0.238   |           |           | 0-0<br>SH1-4             |            | 0-0<br>WP<br>1B |                 | 0-3<br>K        |            | 0-0<br>6-3      |

|   |   |   |   |   |   |   |
|---|---|---|---|---|---|---|
| 5 | 1 | 1 | 0 | 0 | 1 | 2 |
| 4 | 2 | 3 | 3 | 1 | 1 | 0 |
| 6 | 0 | 1 | 1 | 0 | 3 | 4 |
| 4 | 0 | 2 | 0 | 0 | 1 | 2 |
| 4 | 0 | 1 | 0 | 0 | 1 | 1 |
| 0 | 0 | 0 | 0 | 0 | 0 | 0 |
| 3 | 0 | 0 | 0 | 1 | 0 | 1 |
| 3 | 0 | 1 | 0 | 1 | 0 | 0 |
| 0 | 1 | 0 | 0 | 0 | 0 | 0 |
| 0 | 0 | 0 | 0 | 0 | 0 | 0 |
| 4 | 1 | 1 | 0 | 0 | 1 | 4 |
| 2 | 0 | 1 | 0 | 0 | 0 | 0 |
| 0 | 0 | 0 | 0 | 1 | 0 | 0 |

| Inning Stats | R: 0 | H: 1 | E: 0 | K: 2 | S: 8 | R: 0 | H: 0 | E: 0 | K: 1 | S: 5 | R: 2 | H: 3 | E: 0 | K: 1 | S: 8 | R: 0 | H: 0 | E: 0 | K: 0 | S: 3 | R: 0 | H: 1 | E: 0 | K: 0 | S: 3 | R: 0 | H: 2 | E: 0 | K: 1 | S: 6 | R: 0 | H: 0 | E: 0 | K: 1 | S: 5 | R: 0 | H: 1 | E: 0 | K: 1 | S: 6 | R: 3 | H: 3 | E: 0 | K: 1 | S: 7 | 1B: 7 | SF: 0 | 2B: 2 | SAC: 1 | 3B: 1 | DP: 0 | HR: 1 | HBP: 0 | WP: 1 | PA: 40 |
|--------------|------|------|------|------|------|------|------|------|------|------|------|------|------|------|------|------|------|------|------|------|------|------|------|------|------|------|------|------|------|------|------|------|------|------|------|------|------|------|------|------|------|------|------|------|------|-------|-------|-------|--------|-------|-------|-------|--------|-------|--------|
|--------------|------|------|------|------|------|------|------|------|------|------|------|------|------|------|------|------|------|------|------|------|------|------|------|------|------|------|------|------|------|------|------|------|------|------|------|------|------|------|------|------|------|------|------|------|------|-------|-------|-------|--------|-------|-------|-------|--------|-------|--------|

| PITCHER                            | IP  | WLS | BF | H | R | ER | SO | BB | IBB | HBP | BLK | WP | HR | S  | P  | ERA   | WHIP  |
|------------------------------------|-----|-----|----|---|---|----|----|----|-----|-----|-----|----|----|----|----|-------|-------|
| Tom Hall, L (1, 1)<br>ERA: 4.16    | 4.0 |     | 16 | 4 | 2 | 2  | 4  | 0  | 0   | 0   | 0   | 0  | 0  | 24 | 24 | 4.50  | 1.000 |
| Ed Sprague, R (5, 1)<br>ERA: 5.12  | 1.2 |     | 10 | 3 | 0 | 0  | 0  | 3  | 0   | 0   | 0   | 1  | 0  | 6  | 18 | 0.00  | 3.600 |
| Clay Carroll, R (6, 1)<br>ERA: 4.4 | 0.1 |     | 1  | 0 | 0 | 0  | 1  | 0  | 0   | 0   | 0   | 0  | 0  | 3  | 3  | 0.00  | 0.000 |
| Pedro Borbon, R (7, 1)<br>ERA: 3.0 | 2.0 |     | 7  | 1 | 0 | 0  | 2  | 0  | 0   | 0   | 0   | 0  | 0  | 11 | 11 | 0.00  | 0.500 |
| Don Gullett, L (9, 1)<br>ERA: 4.2  | 1.0 | L   | 6  | 3 | 3 | 3  | 1  | 1  | 0   | 0   | 0   | 0  | 1  | 7  | 11 | 27.00 | 4.000 |

| PITCHER | IP | WLS | BF | H | R | ER | SO | BB | IBB | HBP | BLK | WP | HR | S | P | ERA | WHIP |
|---------|----|-----|----|---|---|----|----|----|-----|-----|-----|----|----|---|---|-----|------|
|---------|----|-----|----|---|---|----|----|----|-----|-----|-----|----|----|---|---|-----|------|

BOTTOM

New York Mets @ Cincinnati Reds  
Riverfront Stadium, Cincinnati, OH

Sat Jul 14 1973, 7:05 PM EDT  
Att. 36,166 - Unknown

livebaseballscorecards.com

|     |    |
|-----|----|
| AB  | 33 |
| R   | 2  |
| H   | 7  |
| RBI | 2  |
| BB  | 4  |
| SO  | 7  |
| LOB | 18 |



|     |   |     |    |
|-----|---|-----|----|
| WP: | 0 | PA: | 39 |
| PB: | 0 | SB: | 1  |
| CS: | 0 |     |    |

AB R H RBI BB SO LOB

|   |   |   |   |   |   |   |
|---|---|---|---|---|---|---|
| 4 | 0 | 0 | 0 | 1 | 0 | 0 |
| 4 | 0 | 2 | 0 | 1 | 0 | 1 |
| 5 | 0 | 1 | 0 | 0 | 2 | 2 |
| 4 | 0 | 0 | 0 | 0 | 2 | 5 |
| 3 | 0 | 1 | 0 | 1 | 0 | 2 |
| 0 | 1 | 0 | 0 | 0 | 0 | 0 |
| 3 | 0 | 1 | 0 | 0 | 0 | 3 |
| 4 | 1 | 2 | 1 | 0 | 1 | 1 |
| 0 | 0 | 0 | 0 | 0 | 0 | 0 |
| 2 | 0 | 0 | 1 | 1 | 0 | 1 |
| 1 | 0 | 0 | 0 | 0 | 0 | 1 |
| 1 | 0 | 0 | 0 | 0 | 0 | 0 |
| 0 | 0 | 0 | 0 | 0 | 0 | 0 |
| 1 | 0 | 0 | 0 | 0 | 1 | 1 |
| 0 | 0 | 0 | 0 | 0 | 0 | 0 |
| 1 | 0 | 0 | 0 | 0 | 0 | 1 |
| 0 | 0 | 0 | 0 | 0 | 0 | 0 |

|     |   |      |   |
|-----|---|------|---|
| 1B: | 5 | SF:  | 1 |
| 2B: | 1 | SAC: | 1 |
| 3B: | 0 | DP:  | 0 |
| HR: | 1 | HBP: | 0 |

| Batter   | 1                | 2               | 3               | 4               | 5              | 6                  | 7               | 8                               | 9              |
|--|------------------|-----------------|-----------------|-----------------|----------------|--------------------|-----------------|---------------------------------|----------------|
| Pete Rose, S (1, 7)<br>OBP: 0.394, SLG: 0.400  | 0-0<br>6-3<br>①  |                 | 0-0<br>F8<br>①  | 4-0<br>BB       |                |                    | 0-0<br>F9<br>①  |                                 | 0-0<br>F9<br>① |
| Joe Morgan, L (1, 4)<br>OBP: 0.419, SLG: 0.497   | 4-0<br>E<br>BB   |                 | 0-0<br>1B<br>1B | 0-0<br>1-3<br>③ |                |                    | 0-0<br>2B       |                                 | 0-0<br>F7<br>② |
| Dave Concepcion, R (1, 6)<br>OBP: 0.318, SLG: 0.427  | 0-0<br>E5<br>1-2 |                 | 0-0<br>S<br>1B  |                 | 0-3<br>K<br>①  |                    | 0-3<br>K<br>②   |                                 | 0-0<br>P6<br>③ |
| Johnny Bench, R (1, 2)<br>OBP: 0.341, SLG: 0.447   | 0-3<br>K<br>②    |                 | 0-3<br>K<br>②   |                 | 0-0<br>F9<br>② |                    | 0-0<br>6-3<br>③ |                                 |                |
| Tony Perez, R (1, 3)<br>OBP: 0.394, SLG: 0.519<br>Darrel Chaney, S (8, PR)<br>OBP: 0.295, SLG: 0.224 (9, 5)  | 0-0<br>F9<br>③   |                 | 4-0<br>BB       |                 | 0-0<br>P4<br>③ |                    |                 | 0-0<br>1B<br>SH2-4<br>SF8<br>1B |                |
| Bobby Tolan, L (1, 8)<br>OBP: 0.249, SLG: 0.312 (9, 9)   |                  | 0-0<br>6-3<br>① | 0-0<br>3-1<br>③ |                 |                | 0-0<br>6-4-3<br>1B |                 | 0-0<br>SH2-4<br>①               |                |
| Andy Kosco, R (1, 9)<br>OBP: 0.313, SLG: 0.333<br>Cesar Geronimo, L (8, PR)<br>OBP: 0.215, SLG: 0.210 (9, 8)   |                  | 0-0<br>6-3<br>② |                 | 0-0<br>HR       |                | 0-3<br>K<br>①      |                 | 0-0<br>2-3<br>1B                |                |
| Denis Menke, R (1, 5)<br>OBP: 0.366, SLG: 0.222 (9, 3)   |                  | 4-0<br>BB       |                 | 0-0<br>F3<br>①  |                | 0-0<br>6-4-3<br>②  |                 | 0-0<br>SF8<br>②                 |                |
| Tom Hall, L (1, 1)<br>OBP: 0.083, SLG: 0.063<br>Larry Stahl, L (4, PH)<br>OBP: 0.314, SLG: 0.312<br>Ed Sprague, R (5, 1)<br>Clay Carroll, R (6, 1)<br>OBP: 0.182, SLG: 0.182<br>Phil Gagliano, R (6, PH)<br>OBP: 0.339, SLG: 0.213<br>Pedro Borbon, R (7, 1)<br>OBP: 0.167, SLG: 0.167<br>Dan Driessen, L (8, PH)<br>OBP: 0.358, SLG: 0.354<br>Don Guilett, R (9, 1)<br>OBP: 0.324, SLG: 0.200 | 0-0<br>4-3<br>③  |                 | 0-3<br>K<br>②   |                 | 0-3<br>K<br>③  |                    | 0-3<br>K<br>③   | 0-0<br>P4<br>③                  |                |

| Inning Stats | R: 0 | H: 0 | E: 1 | LOB: 2 | K: 1 | BB: 1 | S: 6 | P: 10 |
|--------------|------|------|------|--------|------|-------|------|-------|
|              | R: 0 | H: 0 | E: 0 | LOB: 1 | K: 0 | BB: 1 | S: 3 | P: 7  |
|              | R: 0 | H: 2 | E: 0 | LOB: 3 | K: 1 | BB: 1 | S: 7 | P: 11 |
|              | R: 1 | H: 1 | E: 0 | LOB: 1 | K: 1 | BB: 1 | S: 6 | P: 10 |
|              | R: 0 | H: 0 | E: 0 | LOB: 0 | K: 1 | BB: 0 | S: 5 | P: 5  |
|              | R: 0 | H: 1 | E: 0 | LOB: 1 | K: 2 | BB: 0 | S: 8 | P: 8  |
|              | R: 0 | H: 1 | E: 0 | LOB: 1 | K: 1 | BB: 0 | S: 6 | P: 6  |
|              | R: 1 | H: 2 | E: 0 | LOB: 1 | K: 0 | BB: 0 | S: 5 | P: 5  |
|              | R: 0 | H: 0 | E: 0 | LOB: 0 | K: 0 | BB: 0 | S: 3 | P: 3  |

| PITCHER                             | IP  | WLS | BF | H | R | ER | SO | BB | IBB | HBP | BLK | WP | HR | S  | P    | ERA   | WHIP  |
|-------------------------------------|-----|-----|----|---|---|----|----|----|-----|-----|-----|----|----|----|------|-------|-------|
| George Stone, L (1, 1)<br>ERA: 2.74 | 8.0 | W   | 36 | 7 | 2 | 2  | 7  | 4  | 0   | 0   | 0   | 0  | 1  | 46 | 62   | 2.25  | 1.375 |
| Buzz Capra, R (9, 1)<br>ERA: 4.7    | 1.0 | S   | 3  | 0 | 0 | 0  | 0  | 0  | 0   | 0   | 0   | 0  | 3  | 3  | 0.00 | 0.000 |       |

| Batter  | 1                            | 2                               | 3                            | 4                               | 5                            | 6                               | 7                            | 8                               | 9                            | AB R H RBI BB SO LOB            | TOP                          |                                 |                              |                                 |                              |                                 |                              |                                 |                                  |                                    |                                  |        |         |    |     |    |   |   |    |    |    |     |     |     |    |    |   |   |     |      |
|---|------------------------------|---------------------------------|------------------------------|---------------------------------|------------------------------|---------------------------------|------------------------------|---------------------------------|------------------------------|---------------------------------|------------------------------|---------------------------------|------------------------------|---------------------------------|------------------------------|---------------------------------|------------------------------|---------------------------------|----------------------------------|------------------------------------|----------------------------------|--------|---------|----|-----|----|---|---|----|----|----|-----|-----|-----|----|----|---|---|-----|------|
| Wayne Garrett, L (1, 5)<br>OBP: 0.331, SLG: 0.353 | 0-0<br>P6                    |                                 |                              | 0-0<br>G3                       |                              | 0-0<br>1B                       |                              |                                 | 0-0<br>F8                    | 4 0 1 0 0 0 0                   |                              |                                 |                              |                                 |                              |                                 |                              |                                 |                                  |                                    |                                  |        |         |    |     |    |   |   |    |    |    |     |     |     |    |    |   |   |     |      |
| Felix Millan, R (1, 4)<br>OBP: 0.323, SLG: 0.361  | 0-0<br>F8                    |                                 |                              | 0-0<br>4-3                      |                              | 0-0<br>1B                       |                              |                                 | 0-0<br>F8                    | 4 0 1 0 0 0 0                   |                              |                                 |                              |                                 |                              |                                 |                              |                                 |                                  |                                    |                                  |        |         |    |     |    |   |   |    |    |    |     |     |     |    |    |   |   |     |      |
| Willie Mays, R (1, 8)<br>OBP: 0.282, SLG: 0.348   | 0-0<br>6-3                   |                                 |                              | 0-0<br>F2                       |                              |                                 |                              |                                 | 0-0<br>6-3                   | 4 1 1 1 0 0 0                   |                              |                                 |                              |                                 |                              |                                 |                              |                                 |                                  |                                    |                                  |        |         |    |     |    |   |   |    |    |    |     |     |     |    |    |   |   |     |      |
| Cleon Jones, R (1, 7)<br>OBP: 0.308, SLG: 0.404   |                              | 0-0<br>F8                       |                              |                                 | 0-0<br>5-3                   |                                 |                              |                                 | 0-0<br>1-3                   | 3 0 0 0 0 0 0                   |                              |                                 |                              |                                 |                              |                                 |                              |                                 |                                  |                                    |                                  |        |         |    |     |    |   |   |    |    |    |     |     |     |    |    |   |   |     |      |
| Jim Beauchamp, R (1, 3)<br>OBP: 0.354, SLG: 0.341 |                              | 0-0<br>P4                       |                              |                                 | 0-0<br>FC6-4<br>1B           |                                 |                              |                                 | 0-0<br>F8                    | 3 0 1 0 0 0 0                   |                              |                                 |                              |                                 |                              |                                 |                              |                                 |                                  |                                    |                                  |        |         |    |     |    |   |   |    |    |    |     |     |     |    |    |   |   |     |      |
| Don Hahn, R (1, 9)<br>OBP: 0.265, SLG: 0.318      |                              | 0-0<br>F2                       |                              |                                 | 0-0<br>F5                    |                                 |                              |                                 | 0-0<br>6-3                   | 3 0 0 0 0 0 1                   |                              |                                 |                              |                                 |                              |                                 |                              |                                 |                                  |                                    |                                  |        |         |    |     |    |   |   |    |    |    |     |     |     |    |    |   |   |     |      |
| Jerry Grote, R (1, 2)<br>OBP: 0.253, SLG: 0.271   |                              |                                 | 0-0<br>4-3                   |                                 | 0-0<br>FC6-4<br>1-2f         |                                 |                              |                                 | 0-0<br>P6                    | 3 0 0 0 0 0 1                   |                              |                                 |                              |                                 |                              |                                 |                              |                                 |                                  |                                    |                                  |        |         |    |     |    |   |   |    |    |    |     |     |     |    |    |   |   |     |      |
| Bud Harrelson, S (1, 6)<br>OBP: 0.352, SLG: 0.298 |                              |                                 | 0-0<br>6-3                   |                                 |                              | 0-0<br>6-3                      |                              |                                 | 0-0<br>P4                    | 3 0 0 0 0 0 0                   |                              |                                 |                              |                                 |                              |                                 |                              |                                 |                                  |                                    |                                  |        |         |    |     |    |   |   |    |    |    |     |     |     |    |    |   |   |     |      |
| Jon Matlack, L (1, 1)<br>OBP: 0.231, SLG: 0.091   |                              |                                 | 0-3<br>K                     |                                 | 0-3<br>K                     |                                 |                              |                                 | 0-0<br>F7                    | 2 0 0 0 0 2 0                   |                              |                                 |                              |                                 |                              |                                 |                              |                                 |                                  |                                    |                                  |        |         |    |     |    |   |   |    |    |    |     |     |     |    |    |   |   |     |      |
| Duffy Dyer, R (8, PH)<br>OBP: 0.246, SLG: 0.236   |                              |                                 |                              |                                 |                              |                                 |                              |                                 |                              | 1 0 0 0 0 0 0                   |                              |                                 |                              |                                 |                              |                                 |                              |                                 |                                  |                                    |                                  |        |         |    |     |    |   |   |    |    |    |     |     |     |    |    |   |   |     |      |
| Jim McAndrew, R (8, 1)<br>OBP: 0.400, SLG: 0.214  |                              |                                 |                              |                                 |                              |                                 |                              |                                 |                              | 0 0 0 0 0 0 0                   |                              |                                 |                              |                                 |                              |                                 |                              |                                 |                                  |                                    |                                  |        |         |    |     |    |   |   |    |    |    |     |     |     |    |    |   |   |     |      |
| <b>Inning Stats</b>                               | R: 0<br>E: 0<br>K: 0<br>S: 3 | H: 0<br>LOB: 0<br>BB: 0<br>P: 3 | R: 0<br>E: 0<br>K: 0<br>S: 3 | H: 0<br>LOB: 0<br>BB: 0<br>P: 3 | R: 0<br>E: 0<br>K: 1<br>S: 5 | H: 0<br>LOB: 0<br>BB: 0<br>P: 5 | R: 0<br>E: 0<br>K: 0<br>S: 3 | H: 0<br>LOB: 0<br>BB: 0<br>P: 3 | R: 0<br>E: 0<br>K: 0<br>S: 4 | H: 1<br>LOB: 1<br>BB: 0<br>P: 4 | R: 0<br>E: 0<br>K: 1<br>S: 6 | H: 2<br>LOB: 2<br>BB: 0<br>P: 6 | R: 1<br>E: 0<br>K: 0<br>S: 4 | H: 1<br>LOB: 0<br>BB: 0<br>P: 4 | R: 0<br>E: 0<br>K: 0<br>S: 3 | H: 0<br>LOB: 0<br>BB: 0<br>P: 3 | R: 0<br>E: 0<br>K: 0<br>S: 3 | H: 0<br>LOB: 0<br>BB: 0<br>P: 3 | 1B: 3<br>2B: 0<br>3B: 0<br>HR: 1 | SF: 0<br>SAC: 0<br>DP: 0<br>HBP: 0 | WP: 0<br>PB: 0<br>SB: 0<br>CS: 0 | PA: 30 |         |    |     |    |   |   |    |    |    |     |     |     |    |    |   |   |     |      |
| PITCHER<br>Ross Grimsley, L (1, 1)<br>ERA: 2.61   | IP<br>9.0                    | WLS<br>W                        | BF<br>30                     | H<br>4                          | R<br>1                       | ER<br>1                         | SO<br>2                      | BB<br>0                         | IBB<br>0                     | HBP<br>0                        | BLK<br>0                     | WP<br>0                         | HR<br>1                      | S<br>34                         | P<br>34                      | ERA<br>1.00                     | WHIP<br>0.444                |                                 |                                  |                                    |                                  |        | PITCHER | IP | WLS | BF | H | R | ER | SO | BB | IBB | HBP | BLK | WP | HR | S | P | ERA | WHIP |

New York Mets @ Cincinnati Reds  
Riverfront Stadium, Cincinnati, OH

Sun Jul 15 1973, 3:33 AM EDT  
Att: 35,121 - Unknown

livebaseballscores.com



AB 30  
R 1  
H 4  
RBI 1  
BB 0  
SO 2  
LOB 2

| Batter  | 1                    | 2          | 3          | 4                                | 5          | 6                                    | 7         | 8                          | 9 | AB | R | H | RBI | BB | SO | LOB |
|---|----------------------|------------|------------|----------------------------------|------------|--------------------------------------|-----------|----------------------------|---|----|---|---|-----|----|----|-----|
| Pete Rose, S<br>OBP: 0.390, SLG: 0.396 (1, 7)       | 0-0<br>1-3           |            | 0-0<br>6-3 |                                  | 0-0<br>4-3 |                                      | 0-0<br>F3 |                            |   | 4  | 0 | 0 | 0   | 0  | 0  | 0   |
| Joe Morgan, L<br>OBP: 0.422, SLG: 0.497 (1, 4)      | 4-0<br>FC6-4<br>BB   |            |            | 4-0<br>2B<br>1B<br>BB            |            | 0-0<br>1B<br>S<br>FC6-2-5<br>1B      |           | 0-0<br>F8                  |   | 2  | 1 | 1 | 0   | 2  | 0  | 0   |
| Dave Concepcion, R<br>OBP: 0.323, SLG: 0.432 (1, 6) | 0-0<br>L9            |            |            | 0-0<br>SH3-4<br>1-3<br>SF9<br>2B |            | 0-0<br>FC6-2-5<br>1-3<br>FC4-2<br>1B |           | 4-0<br>PB<br>S<br>1B<br>BB |   | 3  | 2 | 2 | 0   | 1  | 0  | 1   |
| Johnny Bench, R<br>OBP: 0.340, SLG: 0.445 (1, 3)    | 0-0<br>FC6-4<br>1-2f |            |            | 0-0<br>SF9<br>SH3-4<br>1B        |            | 0-0<br>FC6-2-5<br>FC4-2<br>1-3       |           | 0-3<br>K<br>1-3            |   | 4  | 0 | 1 | 1   | 0  | 1  | 4   |
| Andy Kosco, R<br>OBP: 0.324, SLG: 0.321 (1, 9)      |                      | 0-3<br>K   |            | 0-0<br>SH3-4                     |            | 0-0<br>FC4-2<br>IBB                  |           | 0-0<br>1B<br>1B            |   | 1  | 0 | 0 | 0   | 1  | 1  | 0   |
| Larry Stahl, L<br>OBP: 0.322, SLG: 0.321 (8, PH)    |                      |            |            | 1-2<br>2-3                       |            |                                      |           |                            |   | 1  | 0 | 1 | 1   | 0  | 0  | 0   |
| Cesar Geronimo, L<br>OBP: 0.215, SLG: 0.210 (9, 8)  |                      |            |            |                                  |            |                                      |           |                            |   | 0  | 0 | 0 | 0   | 0  | 0  | 0   |
| Bobby Tolan, L<br>OBP: 0.249, SLG: 0.313 (1, 8)     |                      | 0-0<br>4-3 |            | 0-0<br>SF9                       |            | 0-0<br>FC4-2                         |           | 0-0<br>1B                  |   | 3  | 0 | 1 | 1   | 0  | 0  | 3   |
|   |                      |            |            | 2-3<br>3-H                       |            | 1-2<br>2-3<br>3-H                    |           | 1-3<br>1B                  |   |    |   |   |     |    |    |     |
| Denis Menke, R<br>OBP: 0.359, SLG: 0.217 (1, 5)     |                      | 0-0<br>F8  |            | 0-3<br>K                         |            | 0-0<br>F7                            |           | 0-0<br>F8                  |   | 4  | 0 | 0 | 0   | 0  | 1  | 6   |
| Bill Plummer, R<br>OBP: 0.308, SLG: 0.269 (1, 2)    |                      |            | 0-0<br>F8  |                                  | 0-0<br>5-3 |                                      | 0-0<br>P4 |                            |   | 3  | 0 | 0 | 0   | 0  | 0  | 0   |
| Ross Grimsley, L<br>OBP: 0.043, SLG: 0.043 (1, 1)   |                      |            | 0-0<br>1-3 |                                  | 0-3<br>K   |                                      | 0-0<br>P6 |                            |   | 3  | 0 | 0 | 0   | 0  | 1  | 0   |

| Inning Stats | R: 0 | H: 0 | E: 0 | K: 0 | S: 3 | R: 0 | H: 0 | E: 0 | K: 1 | S: 5 | R: 0 | H: 0 | E: 0 | K: 0 | S: 3 | R: 2 | H: 2 | E: 0 | K: 1 | S: 7 | R: 0 | H: 0 | E: 0 | K: 1 | S: 5 | R: 0 | H: 2 | E: 0 | K: 0 | S: 3 | R: 1 | H: 2 | E: 0 | K: 1 | S: 7 |
|--------------|------|------|------|------|------|------|------|------|------|------|------|------|------|------|------|------|------|------|------|------|------|------|------|------|------|------|------|------|------|------|------|------|------|------|------|
|              | 0    | 0    | 0    | 0    | 3    | 0    | 0    | 0    | 1    | 5    | 0    | 0    | 0    | 0    | 3    | 2    | 2    | 0    | 1    | 7    | 0    | 0    | 0    | 0    | 5    | 0    | 0    | 2    | 3    | 0    | 1    | 2    | 0    | 7    |      |


**BOTTOM**

**New York Mets @ Cincinnati Reds**  
Riverfront Stadium, Cincinnati, OH

Sun Jul 15 1973, 3:33 AM EDT  
Att. 35,121 - Unknown

|     |    |
|-----|----|
| AB  | 28 |
| R   | 3  |
| H   | 6  |
| RBI | 3  |
| BB  | 4  |
| SO  | 4  |
| LOB | 14 |

livebaseballscorecards.com



| PITCHER                             | IP  | WLS | BF | H | R | ER | SO | BB | IBB | HBP | BLK | WP | HR | S  | P  | ERA  | WHIP  |
|-------------------------------------|-----|-----|----|---|---|----|----|----|-----|-----|-----|----|----|----|----|------|-------|
| Jon Mattack, L<br>ERA: 3.32 (1, 1)  | 7.0 | L   | 28 | 4 | 2 | 2  | 3  | 2  | 1   | 0   | 0   | 0  | 0  | 31 | 43 | 2.57 | 0.857 |
| Jim McAndrew, R<br>ERA: 5.65 (8, 1) | 1.0 |     | 6  | 2 | 1 | 1  | 1  | 1  | 0   | 0   | 0   | 0  | 0  | 7  | 11 | 9.00 | 3.000 |

**New York Mets @ Atlanta Braves**  
 Atlanta Stadium, Atlanta, GA  
 Mon Jul 16 1973, 7:05 PM EDT  
 Att. 7,688 - Unknown

[livebaseballscorecards.com](http://livebaseballscorecards.com)

|            |           |
|------------|-----------|
| <b>AB</b>  | <b>39</b> |
| <b>R</b>   | <b>6</b>  |
| <b>H</b>   | <b>11</b> |
| <b>RBI</b> | <b>5</b>  |
| <b>BB</b>  | <b>3</b>  |
| <b>SO</b>  | <b>6</b>  |
| <b>LOB</b> | <b>19</b> |



|     |   |     |    |
|-----|---|-----|----|
| WP: | 3 | PA: | 43 |
| PB: | 0 |     |    |
| SB: | 0 |     |    |
| CS: | 0 |     |    |

| Batter   | 1                            | 2                                | 3                            | 4                               | 5                            | 6                               | 7                            | 8                               | 9                               | AB                              | R                            | H                                | RBI                          | BB                              | SO                           | LOB                             |                              |                                 |                                  |                                    |                                  |        |  |  |  |  |  |
|--|------------------------------|----------------------------------|------------------------------|---------------------------------|------------------------------|---------------------------------|------------------------------|---------------------------------|---------------------------------|---------------------------------|------------------------------|----------------------------------|------------------------------|---------------------------------|------------------------------|---------------------------------|------------------------------|---------------------------------|----------------------------------|------------------------------------|----------------------------------|--------|--|--|--|--|--|
| Wayne Garrett, L (1, 5)<br>OBP: 0.332, SLG: 0.349  | 0-3<br>K                     |                                  | 0-0<br>4-3                   |                                 | 0-3<br>K                     | 4-0<br>WP 1B<br>BB              |                              | 4-0<br>WP<br>BB                 |                                 | 3                               | 0                            | 0                                | 0                            | 2                               | 2                            | 0                               |                              |                                 |                                  |                                    |                                  |        |  |  |  |  |  |
| Felix Millan, R (1, 4)<br>OBP: 0.327, SLG: 0.363   | 4-0<br>HBP<br>BB             |                                  | 0-0<br>6-3                   |                                 | 0-0<br>HR<br>1B              | 0-0<br>WP<br>1B                 |                              | 0-0<br>4-3<br>1-2               |                                 | 4                               | 1                            | 2                                | 0                            | 1                               | 0                            | 1                               |                              |                                 |                                  |                                    |                                  |        |  |  |  |  |  |
| Willie Mays, R (1, 8)<br>OBP: 0.292, SLG: 0.359  | 1-0<br>1-2<br>HBP            |                                  |                              | 0-0<br>1B<br>2B                 | 0-0<br>1-3<br>1-2            | 0-3<br>K<br>1-2<br>2-3<br>3-H   |                              |                                 | 0-0<br>FC6-4<br>1B              | 4                               | 1                            | 2                                | 0                            | 0                               | 1                            | 3                               |                              |                                 |                                  |                                    |                                  |        |  |  |  |  |  |
| Cleon Jones, R (1, 7)<br>OBP: 0.313, SLG: 0.433  | 0-0<br>F9                    |                                  |                              | 0-0<br>1B<br>E<br>2-H           | 0-0<br>HR<br>2-H             |                                 | 0-0<br>F9                    |                                 | 0-0<br>F9                       | 5                               | 2                            | 2                                | 3                            | 0                               | 0                            | 3                               |                              |                                 |                                  |                                    |                                  |        |  |  |  |  |  |
| John Milner, L (1, 3)<br>OBP: 0.300, SLG: 0.394  | 0-3<br>K                     |                                  |                              | 0-0<br>F8                       | 0-0<br>F8                    |                                 | 0-0<br>G3                    |                                 | 0-0<br>FC6-4<br>E<br>1-2f       | 5                               | 0                            | 0                                | 0                            | 0                               | 1                            | 4                               |                              |                                 |                                  |                                    |                                  |        |  |  |  |  |  |
| Ed Kranepool, L (1, 9)<br>Rusty Staub, L (6, 9)<br>OBP: 0.316, SLG: 0.339<br>OBP: 0.355, SLG: 0.409  |                              | 0-0<br>4-3                       |                              | 0-0<br>E<br>1B<br>1-3           |                              | 0-0<br>3-1                      |                              | 0-0<br>FC4-6<br>1B              | 0-0<br>E7<br>FC4-6<br>1B<br>1-3 | 3                               | 0                            | 1                                | 0                            | 0                               | 0                            | 0                               |                              |                                 |                                  |                                    |                                  |        |  |  |  |  |  |
| Ron Hodges, L (1, 2)<br>Duffy Dyer, R (9, PH)<br>OBP: 0.301, SLG: 0.325<br>OBP: 0.244, SLG: 0.235  |                              | 0-0<br>1-6-3                     |                              | 0-0<br>E4<br>1-2<br>3-H         |                              | 0-0<br>6-3                      |                              | 0-0<br>FC4-6<br>1-2f            | 0-0<br>FC4-6<br>1-2f            | 4                               | 0                            | 0                                | 1                            | 0                               | 0                            | 2                               |                              |                                 |                                  |                                    |                                  |        |  |  |  |  |  |
| Bud Harrelson, S (1, 6)<br>OBP: 0.350, SLG: 0.297  |                              | 0-0<br>4-3                       |                              | 0-0<br>F3                       |                              | 0-0<br>WP<br>2B<br>1B           |                              | 0-0<br>F3                       |                                 | 4                               | 1                            | 1                                | 0                            | 0                               | 0                            | 2                               |                              |                                 |                                  |                                    |                                  |        |  |  |  |  |  |
| Jerry Koosman, R (1, 1)<br>Buzz Capra, R (7, 1)<br>Ray Sadecki, L (7, 1)<br>Jim Beauchamp, R (8, PH)<br>John Strohmayr, R (8, 1)<br>OBP: 0.136, SLG: 0.140<br>OBP: 0.154, SLG: 0.231<br>OBP: 0.347, SLG: 0.333<br>OBP: 0.333, SLG: 0.200 |                              |                                  | 0-3<br>K                     | 0-3<br>K                        |                              | 0-0<br>1B<br>WP<br>2B<br>1-4H   |                              | 0-0<br>5-3                      |                                 | 3                               | 1                            | 1                                | 1                            | 0                               | 2                            | 2                               |                              |                                 |                                  |                                    |                                  |        |  |  |  |  |  |
| <b>Inning Stats</b>  | R: 0<br>E: 0<br>K: 2<br>S: 7 | H: 0<br>LOB: 2<br>BB: 1<br>P: 12 | R: 0<br>E: 0<br>K: 0<br>S: 3 | H: 0<br>LOB: 0<br>BB: 0<br>P: 3 | R: 0<br>E: 0<br>K: 1<br>S: 5 | H: 0<br>LOB: 0<br>BB: 0<br>P: 5 | R: 2<br>E: 1<br>K: 1<br>S: 9 | H: 3<br>LOB: 2<br>BB: 0<br>P: 9 | R: 2<br>E: 0<br>K: 1<br>S: 7    | H: 2<br>LOB: 0<br>BB: 0<br>P: 7 | R: 2<br>E: 0<br>K: 1<br>S: 8 | H: 3<br>LOB: 2<br>BB: 1<br>P: 12 | R: 0<br>E: 0<br>K: 0<br>S: 4 | H: 1<br>LOB: 1<br>BB: 0<br>P: 4 | R: 0<br>E: 0<br>K: 0<br>S: 3 | H: 0<br>LOB: 1<br>BB: 1<br>P: 7 | R: 0<br>E: 1<br>K: 0<br>S: 5 | H: 2<br>LOB: 2<br>BB: 0<br>P: 5 | 1B: 8<br>2B: 2<br>3B: 0<br>HR: 1 | SF: 0<br>SAC: 0<br>DP: 0<br>HBP: 1 | WP: 3<br>PB: 0<br>SB: 0<br>CS: 0 | PA: 43 |  |  |  |  |  |
| <b>PITCHER</b>   | IP                           | WLS                              | BF                           | H                               | R                            | ER                              | SO                           | BB                              | IBB                             | HBP                             | BLK                          | WP                               | HR                           | S                               | P                            | ERA                             | WHIP                         |                                 |                                  |                                    |                                  |        |  |  |  |  |  |
| Phil Niekro, R (1, 1)<br>ERA: 3.41   | 5.2                          |                                  | 29                           | 8                               | 6                            | 6                               | 5                            | 2                               | 0                               | 1                               | 0                            | 1                                | 1                            | 36                              | 45                           | 9.53                            | 1.765                        |                                 |                                  |                                    |                                  |        |  |  |  |  |  |
| Jim Panther, R (6, 1)<br>ERA: 4.78   | 1.1                          | W                                | 5                            | 1                               | 0                            | 0                               | 1                            | 0                               | 0                               | 0                               | 0                            | 1                                | 0                            | 7                               | 7                            | 0.00                            | 0.750                        |                                 |                                  |                                    |                                  |        |  |  |  |  |  |
| Jimmy Freeman, L (8, 1)<br>ERA: 5.88   | 2.0                          | S                                | 9                            | 2                               | 0                            | 0                               | 0                            | 1                               | 0                               | 0                               | 0                            | 1                                | 0                            | 8                               | 12                           | 0.00                            | 1.500                        |                                 |                                  |                                    |                                  |        |  |  |  |  |  |



BOTTOM

New York Mets @ Atlanta Braves  
Atlanta Stadium, Atlanta, GA

Mon Jul 16 1973, 7:05 PM EDT  
Att. 7,688 - Unknown

livebaseballscorecards.com

|     |    |
|-----|----|
| AB  | 32 |
| R   | 8  |
| H   | 10 |
| RBI | 8  |
| BB  | 5  |
| SO  | 3  |
| LOB | 14 |



|     |   |     |    |
|-----|---|-----|----|
| WP: | 0 | PA: | 40 |
| PB: | 0 | SB: | 0  |
| CS: | 0 |     |    |

| AB  | R | H    | RBI | BB | SO | LOB |
|-----|---|------|-----|----|----|-----|
| 5   | 2 | 2    | 0   | 0  | 0  | 0   |
| 5   | 2 | 2    | 2   | 0  | 0  | 1   |
| 2   | 1 | 1    | 1   | 1  | 0  | 0   |
| 3   | 2 | 1    | 1   | 1  | 0  | 1   |
| 1   | 0 | 0    | 0   | 0  | 0  | 1   |
| 4   | 0 | 1    | 2   | 0  | 1  | 1   |
| 4   | 0 | 1    | 0   | 0  | 0  | 2   |
| 1   | 0 | 1    | 0   | 1  | 0  | 0   |
| 1   | 0 | 1    | 0   | 1  | 0  | 0   |
| 2   | 0 | 0    | 1   | 0  | 0  | 3   |
| 1   | 0 | 0    | 0   | 0  | 0  | 1   |
| 0   | 0 | 0    | 1   | 0  | 0  | 0   |
| 2   | 0 | 0    | 0   | 0  | 1  | 2   |
| 0   | 0 | 0    | 0   | 0  | 0  | 0   |
| 1   | 1 | 0    | 0   | 1  | 1  | 2   |
| 1B: | 6 | SF:  | 2   |    |    |     |
| 2B: | 3 | SAC: | 1   |    |    |     |
| 3B: | 0 | DP:  | 0   |    |    |     |
| HR: | 1 | HBP: | 0   |    |    |     |

| Batter   | 1                            | 2                               | 3                            | 4                               | 5                            | 6                               | 7                              | 8                                | 9                            |                                 |                              |                                 |                              |                                  |                              |                                 |                                  |                                    |                                  |        |  |  |  |  |  |  |  |
|--|------------------------------|---------------------------------|------------------------------|---------------------------------|------------------------------|---------------------------------|--------------------------------|----------------------------------|------------------------------|---------------------------------|------------------------------|---------------------------------|------------------------------|----------------------------------|------------------------------|---------------------------------|----------------------------------|------------------------------------|----------------------------------|--------|--|--|--|--|--|--|--|
| Ralph Garr, L<br>OBP: 0.302, SLG: 0.386<br>(1, 9)  | 0-0<br>6-3<br>SF7<br>2B      |                                 | 0-0<br>6-3                   |                                 | 0-0<br>6-3                   |                                 | 0-0<br>SH<br>1B<br>BB<br>1B    | 0-0<br>4-3                       |                              |                                 |                              |                                 |                              |                                  |                              |                                 |                                  |                                    |                                  |        |  |  |  |  |  |  |  |
| Marty Perez, R<br>OBP: 0.307, SLG: 0.319<br>(1, 6)   | 0-0<br>6-3<br>2-3            |                                 | 0-0<br>HR                    |                                 | 0-0<br>L7                    |                                 | 0-0<br>BB<br>SH<br>2B<br>1B    | 0-0<br>F8                        |                              |                                 |                              |                                 |                              |                                  |                              |                                 |                                  |                                    |                                  |        |  |  |  |  |  |  |  |
| Darrell Evans, L<br>OBP: 0.394, SLG: 0.580<br>(1, 5)   | 0-0<br>SF7<br>3-H            |                                 | 0-0<br>4-3                   |                                 | 0-0<br>2B                    |                                 | 0-0<br>SH<br>BB<br>2B          | 4-0<br>BB                        |                              |                                 |                              |                                 |                              |                                  |                              |                                 |                                  |                                    |                                  |        |  |  |  |  |  |  |  |
| Hank Aaron, R<br>OBP: 0.358, SLG: 0.568<br>Jimmy Freeman, L<br>OBP: 0.250, SLG: 0.250<br>(1, 7)<br>(8, 1)  | 0-0<br>6-3                   |                                 |                              | 0-0<br>1B<br>FC4<br>1B          | 0-0<br>L7                    |                                 | 0-0<br>2B<br>SF7<br>BB         | 0-0<br>F8                        |                              |                                 |                              |                                 |                              |                                  |                              |                                 |                                  |                                    |                                  |        |  |  |  |  |  |  |  |
| Dusty Baker Jr., R<br>OBP: 0.372, SLG: 0.436<br>(1, 8)   |                              | 0-0<br>F9                       |                              | 0-3<br>K                        |                              | 0-0<br>F8                       | 0-0<br>1-3<br>2-H<br>3-H<br>2B |                                  |                              |                                 |                              |                                 |                              |                                  |                              |                                 |                                  |                                    |                                  |        |  |  |  |  |  |  |  |
| Davey Johnson, R<br>OBP: 0.354, SLG: 0.491<br>(1, 4)   |                              | 0-0<br>P4                       |                              | 0-0<br>FC4<br>BB<br>1B          |                              | 0-0<br>6-3                      | 0-0<br>F7                      |                                  |                              |                                 |                              |                                 |                              |                                  |                              |                                 |                                  |                                    |                                  |        |  |  |  |  |  |  |  |
| Dick Dietz, R<br>OBP: 0.476, SLG: 0.377<br>Mike Lum, L<br>OBP: 0.362, SLG: 0.461<br>(1, 3)<br>(5, 3)   |                              | 0-0<br>1B                       |                              | 4-0<br>FC4<br>BB                |                              | 0-0<br>1B                       | 4-0<br>IBB                     |                                  |                              |                                 |                              |                                 |                              |                                  |                              |                                 |                                  |                                    |                                  |        |  |  |  |  |  |  |  |
| Johnny Oates, L<br>OBP: 0.298, SLG: 0.304<br>Paul Casanova, R<br>OBP: 0.214, SLG: 0.296<br>(1, 2)<br>(4, PR)<br>(5, 2)                           |                              | 0-0<br>F7                       |                              | 0-0<br>FC4                      |                              | 0-0<br>F9                       | 0-0<br>SF7                     |                                  |                              |                                 |                              |                                 |                              |                                  |                              |                                 |                                  |                                    |                                  |        |  |  |  |  |  |  |  |
| Sonny Jackson, L<br>OBP: 0.293, SLG: 0.271<br>(7, PH)<br>(8, 7)  |                              |                                 |                              | 1-2f<br>2-3<br>3-H              |                              |                                 | 3-H                            |                                  |                              |                                 |                              |                                 |                              |                                  |                              |                                 |                                  |                                    |                                  |        |  |  |  |  |  |  |  |
| Phil Niekro, R<br>OBP: 0.159, SLG: 0.227<br>Jim Panther, R<br>Chuck Goggin, S<br>OBP: 0.352, SLG: 0.373<br>(1, 1)<br>(6, 1)<br>(7, PH)<br>(8, 2) |                              |                                 | 0-0<br>P6                    | 0-3<br>K                        |                              |                                 | 1B<br>BB<br>K                  |                                  |                              |                                 |                              |                                 |                              |                                  |                              |                                 |                                  |                                    |                                  |        |  |  |  |  |  |  |  |
| Inning Stats   | R: 1<br>E: 0<br>K: 0<br>S: 4 | H: 1<br>LOB: 0<br>BB: 0<br>P: 4 | R: 0<br>E: 0<br>K: 0<br>S: 4 | H: 1<br>LOB: 1<br>BB: 0<br>P: 4 | R: 1<br>E: 0<br>K: 0<br>S: 4 | H: 1<br>LOB: 0<br>BB: 0<br>P: 4 | R: 1<br>E: 0<br>K: 2<br>S: 9   | H: 2<br>LOB: 2<br>BB: 1<br>P: 13 | R: 0<br>E: 0<br>K: 0<br>S: 4 | H: 1<br>LOB: 1<br>BB: 0<br>P: 4 | R: 0<br>E: 0<br>K: 0<br>S: 4 | H: 1<br>LOB: 1<br>BB: 0<br>P: 4 | R: 5<br>E: 0<br>K: 1<br>S: 9 | H: 3<br>LOB: 2<br>BB: 3<br>P: 21 | R: 0<br>E: 0<br>K: 0<br>S: 3 | H: 0<br>LOB: 1<br>BB: 1<br>P: 7 | 1B: 6<br>2B: 3<br>3B: 0<br>HR: 1 | SF: 2<br>SAC: 1<br>DP: 0<br>HBP: 0 | WP: 0<br>PB: 0<br>SB: 0<br>CS: 0 | PA: 40 |  |  |  |  |  |  |  |
| PITCHER  | IP                           | WLS                             | BF                           | H                               | R                            | ER                              | SO                             | BB                               | IBB                          | HBP                             | BLK                          | WP                              | HR                           | S                                | P                            | ERA                             | WHIP                             |                                    |                                  |        |  |  |  |  |  |  |  |
| Jerry Koosman, L<br>ERA: 3.41<br>(1, 1)  | 6.0                          | L                               | 30                           | 9                               | 7                            | 7                               | 2                              | 2                                | 0                            | 0                               | 0                            | 0                               | 1                            | 32                               | 40                           | 10.50                           | 1.833                            |                                    |                                  |        |  |  |  |  |  |  |  |
| Buzz Capra, R<br>ERA: 5.17<br>(7, 1)   | 0.1                          |                                 | 4                            | 1                               | 0                            | 0                               | 0                              | 1                                | 1                            | 0                               | 0                            | 0                               | 0                            | 2                                | 10                           | 0.00                            | 6.000                            |                                    |                                  |        |  |  |  |  |  |  |  |
| Ray Sadecki, L<br>ERA: 3.14<br>(7, 1)  | 0.2                          |                                 | 2                            | 0                               | 1                            | 1                               | 1                              | 0                                | 0                            | 0                               | 0                            | 0                               | 0                            | 4                                | 4                            | 13.50                           | 0.000                            |                                    |                                  |        |  |  |  |  |  |  |  |
| John Strohmayr, R<br>ERA: 5.05<br>(8, 1)   | 1.0                          |                                 | 4                            | 0                               | 0                            | 0                               | 0                              | 1                                | 0                            | 0                               | 0                            | 0                               | 0                            | 3                                | 7                            | 0.00                            | 1.000                            |                                    |                                  |        |  |  |  |  |  |  |  |

# New York Mets @ Atlanta Braves

## Atlanta Stadium, Atlanta, GA

Tue Jul 17 1973, 7:05 PM EDT  
Att. 8,161 - Unknown

[livebaseballscorecards.com](http://livebaseballscorecards.com)



WP: 0 PA: 39  
PB: 0  
SB: 0  
CS: 0

AB 35  
R 8  
H 13  
RBI 8  
BB 3  
SO 5  
LOB 11

AB R H RBI BB SO LOB

|   |   |   |   |   |   |   |
|---|---|---|---|---|---|---|
| 3 | 1 | 1 | 0 | 1 | 0 | 0 |
| 1 | 0 | 1 | 2 | 0 | 0 | 0 |
| 0 | 0 | 0 | 0 | 0 | 0 | 0 |

|   |   |   |   |   |   |   |
|---|---|---|---|---|---|---|
| 5 | 0 | 2 | 0 | 0 | 0 | 2 |
|---|---|---|---|---|---|---|

|   |   |   |   |   |   |   |
|---|---|---|---|---|---|---|
| 5 | 1 | 2 | 2 | 0 | 1 | 3 |
|---|---|---|---|---|---|---|

|   |   |   |   |   |   |   |
|---|---|---|---|---|---|---|
| 3 | 1 | 1 | 0 | 1 | 0 | 1 |
|---|---|---|---|---|---|---|

|   |   |   |   |   |   |   |
|---|---|---|---|---|---|---|
| 4 | 2 | 2 | 2 | 0 | 1 | 1 |
|---|---|---|---|---|---|---|

|   |   |   |   |   |   |   |
|---|---|---|---|---|---|---|
| 4 | 0 | 1 | 0 | 0 | 0 | 0 |
|---|---|---|---|---|---|---|

|   |   |   |   |   |   |   |
|---|---|---|---|---|---|---|
| 3 | 1 | 2 | 1 | 0 | 1 | 1 |
|---|---|---|---|---|---|---|

|   |   |   |   |   |   |   |
|---|---|---|---|---|---|---|
| 3 | 0 | 0 | 0 | 0 | 0 | 2 |
|---|---|---|---|---|---|---|

|   |   |   |   |   |   |   |
|---|---|---|---|---|---|---|
| 0 | 0 | 0 | 0 | 1 | 0 | 0 |
|---|---|---|---|---|---|---|

|   |   |   |   |   |   |   |
|---|---|---|---|---|---|---|
| 0 | 1 | 0 | 0 | 0 | 0 | 0 |
|---|---|---|---|---|---|---|

|   |   |   |   |   |   |   |
|---|---|---|---|---|---|---|
| 2 | 0 | 0 | 0 | 0 | 2 | 1 |
|---|---|---|---|---|---|---|

|   |   |   |   |   |   |   |
|---|---|---|---|---|---|---|
| 1 | 0 | 0 | 0 | 0 | 0 | 0 |
|---|---|---|---|---|---|---|

|   |   |   |   |   |   |   |
|---|---|---|---|---|---|---|
| 0 | 0 | 0 | 0 | 0 | 0 | 0 |
|---|---|---|---|---|---|---|

|   |   |   |   |   |   |   |
|---|---|---|---|---|---|---|
| 1 | 1 | 1 | 1 | 0 | 0 | 0 |
|---|---|---|---|---|---|---|

|   |   |   |   |   |   |   |
|---|---|---|---|---|---|---|
| 0 | 0 | 0 | 0 | 0 | 0 | 0 |
|---|---|---|---|---|---|---|

|   |   |   |   |   |   |   |
|---|---|---|---|---|---|---|
| 1 | 1 | 1 | 1 | 0 | 0 | 0 |
|---|---|---|---|---|---|---|

|   |   |   |   |   |   |   |
|---|---|---|---|---|---|---|
| 1 | 1 | 1 | 1 | 0 | 0 | 0 |
|---|---|---|---|---|---|---|

|   |   |   |   |   |   |   |
|---|---|---|---|---|---|---|
| 0 | 0 | 0 | 0 | 0 | 0 | 0 |
|---|---|---|---|---|---|---|

|   |   |   |   |   |   |   |
|---|---|---|---|---|---|---|
| 1 | 1 | 1 | 1 | 0 | 0 | 0 |
|---|---|---|---|---|---|---|

|   |   |   |   |   |   |   |
|---|---|---|---|---|---|---|
| 0 | 0 | 0 | 0 | 0 | 0 | 0 |
|---|---|---|---|---|---|---|

|   |   |   |   |   |   |   |
|---|---|---|---|---|---|---|
| 1 | 1 | 1 | 1 | 0 | 0 | 0 |
|---|---|---|---|---|---|---|

|   |   |   |   |   |   |   |
|---|---|---|---|---|---|---|
| 0 | 0 | 0 | 0 | 0 | 0 | 0 |
|---|---|---|---|---|---|---|

|   |   |   |   |   |   |   |
|---|---|---|---|---|---|---|
| 1 | 1 | 1 | 1 | 0 | 0 | 0 |
|---|---|---|---|---|---|---|

|   |   |   |   |   |   |   |
|---|---|---|---|---|---|---|
| 1 | 1 | 1 | 1 | 0 | 0 | 0 |
|---|---|---|---|---|---|---|

|   |   |   |   |   |   |   |
|---|---|---|---|---|---|---|
| 1 | 1 | 1 | 1 | 0 | 0 | 0 |
|---|---|---|---|---|---|---|

|   |   |   |   |   |   |   |
|---|---|---|---|---|---|---|
| 1 | 1 | 1 | 1 | 0 | 0 | 0 |
|---|---|---|---|---|---|---|

|   |   |   |   |   |   |   |
|---|---|---|---|---|---|---|
| 1 | 1 | 1 | 1 | 0 | 0 | 0 |
|---|---|---|---|---|---|---|

|   |   |   |   |   |   |   |
|---|---|---|---|---|---|---|
| 1 | 1 | 1 | 1 | 0 | 0 | 0 |
|---|---|---|---|---|---|---|

|   |   |   |   |   |   |   |
|---|---|---|---|---|---|---|
| 1 | 1 | 1 | 1 | 0 | 0 | 0 |
|---|---|---|---|---|---|---|

|   |   |   |   |   |   |   |
|---|---|---|---|---|---|---|
| 1 | 1 | 1 | 1 | 0 | 0 | 0 |
|---|---|---|---|---|---|---|

| Batter   | 1           | 2          | 3          | 4             | 5          | 6             | 7 | 8 | 9          |
|--|-------------|------------|------------|---------------|------------|---------------|---|---|------------|
| Wayne Garrett, L (1, 5)<br>OBP: 0.334, SLG: 0.348<br>Willie Mays, R (9, PH)<br>OBP: 0.296, SLG: 0.363<br>Jerry Grote, R (9, 5)<br>OBP: 0.253, SLG: 0.271   | 4-0<br>BB   |            | 0-0<br>4-3 |               |            | 0-0<br>4-3    |   |   | 0-0<br>HR  |
| Felix Millan, R (1, 4)<br>OBP: 0.328, SLG: 0.363   | 0-0<br>G6-3 |            |            | 0-0<br>5-3    |            | 0-0<br>G4-6-3 |   |   | 0-0<br>L8  |
| Rusty Staub, L (1, 9)<br>OBP: 0.356, SLG: 0.418  | 0-0<br>F8   |            |            | 0-0<br>G6-4-3 |            | 0-0<br>G4-6-3 |   |   | 0-0<br>HR  |
| Cleon Jones, R (1, 7)<br>OBP: 0.319, SLG: 0.430  |             | 0-0<br>6-3 |            | 0-0<br>G6-4-3 |            | 4-0<br>G4-6-3 |   |   | 0-0<br>HR  |
| John Milner, L (1, 3)<br>OBP: 0.303, SLG: 0.410  |             | 0-3<br>K   |            |               | 0-0<br>1B  | 0-0<br>G4-6-3 |   |   | 0-0<br>HR  |
| Ron Hodges, L (1, 2)<br>OBP: 0.299, SLG: 0.321   |             | 0-0<br>E5  |            |               | 0-0<br>1B  | 0-0<br>6-3    |   |   | 0-0<br>4-3 |
| Don Hahn, R (1, 8)<br>OBP: 0.278, SLG: 0.333   |             | 0-3<br>K   |            |               | 0-0<br>SF8 |               |   |   | 0-0<br>BB  |
| Bud Harrelson, S (1, 6)<br>OBP: 0.345, SLG: 0.292<br>Ed Kranepool, L (9, PH)<br>OBP: 0.320, SLG: 0.339<br>Ted Martinez, R (9, PR)<br>OBP: 0.270, SLG: 0.254  |             |            | 0-0<br>F7  |               | 0-0<br>F7  |               |   |   | 0-0<br>1B  |
| Tug McGraw, R (1, 1)<br>OBP: 0.111, SLG: 0.111<br>John Strohmayr, R (7, 1)<br>OBP: 0.333, SLG: 0.200<br>Ken Boswell, L (8, PH)<br>OBP: 0.253, SLG: 0.338<br>Buzz Capra, R (8, 1)<br>Jim Beauchamp, R (9, PH)<br>OBP: 0.360, SLG: 0.349<br>Harry Parker, R (9, 1)<br>OBP: 0.118, SLG: 0.118 |             |            | 0-3<br>K   |               | 0-3<br>K   |               |   |   | 0-0<br>1B  |

| Inning Stats | R: 0 | H: 0 | E: 0 | K: 0 | S: 2  | P: 6  |
|--------------|------|------|------|------|-------|-------|
|              | R: 0 | H: 0 | E: 1 | K: 2 | S: 8  | P: 8  |
|              | R: 0 | H: 0 | E: 0 | K: 1 | S: 5  | P: 5  |
|              | R: 0 | H: 1 | E: 0 | K: 0 | S: 3  | P: 3  |
|              | R: 1 | H: 2 | E: 0 | K: 1 | S: 7  | P: 7  |
|              | R: 0 | H: 1 | E: 0 | K: 0 | S: 3  | P: 3  |
|              | R: 0 | H: 0 | E: 0 | K: 0 | S: 2  | P: 6  |
|              | R: 0 | H: 1 | E: 0 | K: 0 | S: 3  | P: 3  |
|              | R: 7 | H: 8 | E: 0 | K: 1 | S: 13 | P: 17 |

| PITCHER                             | IP  | WLS | BF | H | R | ER | SO | BB | IBB | HBP | BLK | WP | HR | S  | P  | ERA   | WHIP  |
|-------------------------------------|-----|-----|----|---|---|----|----|----|-----|-----|-----|----|----|----|----|-------|-------|
| Carl Morton, R (1, 1)<br>ERA: 3.46  | 8.1 |     | 32 | 9 | 5 | 5  | 4  | 2  | 0   | 0   | 0   | 0  | 2  | 38 | 46 | 5.40  | 1.320 |
| Adrian Devine, R (9, 1)<br>ERA: 8.1 | 0.1 | L   | 4  | 2 | 1 | 1  | 0  | 1  | 0   | 0   | 0   | 0  | 0  | 3  | 7  | 27.00 | 9.000 |
| Tom House, L (9, 1)<br>ERA: 6.0     | 0.1 |     | 3  | 2 | 2 | 2  | 1  | 0  | 0   | 0   | 0   | 0  | 0  | 5  | 5  | 54.00 | 6.000 |

**BOTTOM**

**New York Mets @ Atlanta Braves**  
 Atlanta Stadium, Atlanta, GA  
 Tue Jul 17 1973, 7:05 PM EDT  
 Att. 8,161 - Unknown

[livebaseballscorecards.com](http://livebaseballscorecards.com)

|            |           |
|------------|-----------|
| <b>AB</b>  | <b>35</b> |
| <b>R</b>   | <b>7</b>  |
| <b>H</b>   | <b>10</b> |
| <b>RBI</b> | <b>6</b>  |
| <b>BB</b>  | <b>4</b>  |
| <b>SO</b>  | <b>9</b>  |
| <b>LOB</b> | <b>14</b> |



|           |          |           |           |
|-----------|----------|-----------|-----------|
| <b>WP</b> | <b>1</b> | <b>PA</b> | <b>41</b> |
| <b>PB</b> | <b>0</b> |           |           |
| <b>SB</b> | <b>0</b> |           |           |
| <b>CS</b> | <b>0</b> |           |           |

AB R H RBI BB SO LOB

|   |   |   |   |   |   |   |
|---|---|---|---|---|---|---|
| 5 | 2 | 3 | 1 | 0 | 0 | 1 |
| 4 | 2 | 1 | 2 | 1 | 1 | 2 |
| 3 | 1 | 0 | 0 | 1 | 2 | 2 |
| 3 | 1 | 1 | 1 | 1 | 1 | 3 |
| 1 | 0 | 0 | 0 | 0 | 1 | 0 |
| 5 | 0 | 1 | 1 | 0 | 0 | 2 |
| 3 | 0 | 0 | 1 | 0 | 1 | 1 |
| 4 | 0 | 2 | 0 | 0 | 1 | 1 |
| 4 | 1 | 1 | 0 | 0 | 0 | 2 |
| 3 | 0 | 1 | 0 | 1 | 2 | 0 |
| 0 | 0 | 0 | 0 | 0 | 0 | 0 |
| 0 | 0 | 0 | 0 | 0 | 0 | 0 |

Batter 1 2 3 4 5 6 7 8 9

|   |            |                              |                               |                  |                           |                  |            |            |  |
|---|------------|------------------------------|-------------------------------|------------------|---------------------------|------------------|------------|------------|--|
| <b>Ralph Garr, L</b><br>OBP: 0.306, SLG: 0.396<br>(1, 9)  | 0-0<br>HR  | 0-0<br>F2                    |                               | 0-0<br>1-2<br>1B |                           | 0-0<br>HR<br>1B  |            | 0-0<br>4-3 |  |
| <b>Marty Perez, R</b><br>OBP: 0.308, SLG: 0.328<br>(1, 6)   | 0-0<br>F3  |                              | 4-0<br>BB<br>1B<br>BB         | 0-0<br>P6        |                           | 0-0<br>1-H<br>HR |            | 0-3<br>K   |  |
| <b>Darrell Evans, L</b><br>OBP: 0.394, SLG: 0.575<br>(1, 5)   | 1-0<br>HBP |                              | 4-0<br>1B<br>1-2<br>SF8<br>BB | 0-0<br>3-1       |                           | 0-3<br>K         |            | 0-3<br>K   |  |
| <b>Hank Aaron, R</b><br>OBP: 0.360, SLG: 0.578<br><b>Sonny Jackson, L</b><br>OBP: 0.291, SLG: 0.269<br>(1, 7)<br>(9, 7)   | 0-0<br>P4  |                              | 0-3<br>K                      |                  | 4-0<br>1B<br>BB           | 0-0<br>HR        |            | 0-3<br>K   |  |
| <b>Dusty Baker Jr., R</b><br>OBP: 0.369, SLG: 0.433<br>(1, 8)   | 0-0<br>F8  |                              | 0-0<br>1-3<br>2-H<br>1B       |                  | 0-0<br>F3                 | 0-0<br>6-3       |            | 0-0<br>F3  |  |
| <b>Davey Johnson, R</b><br>OBP: 0.351, SLG: 0.486<br>(1, 4)   |            | 0-0<br>F7                    | 0-0<br>SF8                    |                  | 0-0<br>F9                 |                  | 0-3<br>K   |            |  |
| <b>Mike Lum, L</b><br>OBP: 0.364, SLG: 0.461<br>(1, 3)  |            | 0-0<br>E<br>1B<br>1B         | 0-3<br>K                      |                  | 0-0<br>FC6-4<br>1-2<br>1B |                  | 0-0<br>F9  |            |  |
| <b>Paul Casanova, R</b><br>OBP: 0.217, SLG: 0.293<br>(1, 2)   |            | 0-0<br>E9<br>1-H<br>WP<br>1B |                               | 0-0<br>F7        | 0-0<br>FC6-4              |                  | 0-0<br>5-3 |            |  |
| <b>Carl Morton, R</b><br>OBP: 0.232, SLG: 0.340<br><b>Adrian Devine, R</b><br>OBP: 0.333, SLG: 0.333<br><b>Tom House, L</b><br>OBP: 0.167, SLG: 0.333<br>(1, 1)<br>(9, 1)<br>(9, 1) |            | 4-0<br>3-H<br>BB             |                               | 0-0<br>1B<br>1B  |                           | 0-3<br>K         |            | 0-3<br>K   |  |

|                     |                              |                                 |                              |                                 |                              |                                  |                              |                                 |                              |                                 |                                |                                  |                              |                                 |                              |                                 |                              |                                 |
|---------------------|------------------------------|---------------------------------|------------------------------|---------------------------------|------------------------------|----------------------------------|------------------------------|---------------------------------|------------------------------|---------------------------------|--------------------------------|----------------------------------|------------------------------|---------------------------------|------------------------------|---------------------------------|------------------------------|---------------------------------|
| <b>Inning Stats</b> | R: 1<br>E: 0<br>K: 4<br>S: 4 | H: 1<br>LOB: 1<br>BB: 0<br>P: 5 | R: 1<br>E: 1<br>K: 0<br>S: 4 | H: 2<br>LOB: 1<br>BB: 1<br>P: 8 | R: 2<br>E: 0<br>K: 2<br>S: 8 | H: 1<br>LOB: 1<br>BB: 2<br>P: 16 | R: 0<br>E: 0<br>K: 0<br>S: 5 | H: 2<br>LOB: 2<br>BB: 0<br>P: 5 | R: 0<br>E: 0<br>K: 0<br>S: 4 | H: 1<br>LOB: 2<br>BB: 1<br>P: 8 | R: 3<br>E: 0<br>K: 10<br>S: 12 | H: 3<br>LOB: 0<br>BB: 0<br>P: 10 | R: 0<br>E: 0<br>K: 1<br>S: 5 | H: 0<br>LOB: 0<br>BB: 0<br>P: 5 | R: 0<br>E: 0<br>K: 2<br>S: 7 | H: 0<br>LOB: 0<br>BB: 0<br>P: 7 | R: 0<br>E: 0<br>K: 2<br>S: 7 | H: 0<br>LOB: 0<br>BB: 0<br>P: 7 |
|---------------------|------------------------------|---------------------------------|------------------------------|---------------------------------|------------------------------|----------------------------------|------------------------------|---------------------------------|------------------------------|---------------------------------|--------------------------------|----------------------------------|------------------------------|---------------------------------|------------------------------|---------------------------------|------------------------------|---------------------------------|

|   |     |     |    |    |   |    |    |    |     |     |     |    |    |    |    |      |       |
|---|-----|-----|----|----|---|----|----|----|-----|-----|-----|----|----|----|----|------|-------|
| <b>PITCHER</b>                                  | IP  | WLS | BF | H  | R | ER | SO | BB | IBB | HBP | BLK | WP | HR | S  | P  | ERA  | WHIP  |
| <b>Tug McGraw, L</b><br>ERA: 6.17<br>(1, 1)     | 6.0 |     | 32 | 10 | 7 | 6  | 4  | 4  | 0   | 1   | 0   | 1  | 3  | 35 | 52 | 9.00 | 2.333 |
| <b>John Strohmayr, R</b><br>ERA: 4.91<br>(7, 1) | 1.0 |     | 3  | 0  | 0 | 0  | 1  | 0  | 0   | 0   | 0   | 0  | 0  | 5  | 5  | 0.00 | 0.000 |
| <b>Buzz Capra, R</b><br>ERA: 4.86<br>(8, 1)     | 1.0 | W   | 3  | 0  | 0 | 0  | 2  | 0  | 0   | 0   | 0   | 0  | 0  | 7  | 7  | 0.00 | 0.000 |
| <b>Harry Parker, R</b><br>ERA: 3.73<br>(9, 1)   | 1.0 | S   | 3  | 0  | 0 | 0  | 2  | 0  | 0   | 0   | 0   | 0  | 0  | 7  | 7  | 0.00 | 0.000 |

|                |    |     |    |   |   |    |    |    |     |     |     |    |    |   |   |     |      |
|----------------|----|-----|----|---|---|----|----|----|-----|-----|-----|----|----|---|---|-----|------|
| <b>PITCHER</b> | IP | WLS | BF | H | R | ER | SO | BB | IBB | HBP | BLK | WP | HR | S | P | ERA | WHIP |
|----------------|----|-----|----|---|---|----|----|----|-----|-----|-----|----|----|---|---|-----|------|

**New York Mets @ Atlanta Braves**  
 Atlanta Stadium, Atlanta, GA

Wed Jul 18 1973, 7:05 PM EDT  
 Att: 10,548 - Unknown

livebaseballscorecards.com

|     |    |
|-----|----|
| AB  | 41 |
| R   | 12 |
| H   | 15 |
| RBI | 11 |
| BB  | 10 |
| SO  | 5  |
| LOB | 26 |



| Batter  | 1   | 2                                       | 3                            | 4                                | 5                            | 6                               | 7                            | 8                               | 9                            | AB R H RBI BB SO LOB            | TOP                          |                                 |                              |                                  |                               |                                  |                              |                                  |                                   |                                    |                                  |        |
|---|---|---|------------------------------|----------------------------------|------------------------------|---------------------------------|------------------------------|---------------------------------|------------------------------|---------------------------------|------------------------------|---------------------------------|------------------------------|----------------------------------|-------------------------------|----------------------------------|------------------------------|----------------------------------|-----------------------------------|------------------------------------|----------------------------------|--------|
| Wayne Garrett, L (1, 5)<br>OBP: 0.341, SLG: 0.358 | 0-0<br>1B   | 0-0<br>SF7                              |                              | 0-0<br>F8                        |                              | 0-0<br>2B                       |                              | 0-0<br>BB 1B<br>SF7 1B          | 4-0<br>1B<br>HR BB           | 4 2 3 1 1 0 1                   |                              |                                 |                              |                                  |                               |                                  |                              |                                  |                                   |                                    |                                  |        |
| Felix Millan, R (1, 4)<br>OBP: 0.331, SLG: 0.366  | 0-0<br>P6   | 0-0<br>1-3                              |                              | 0-0<br>1B                        |                              | 0-0<br>F9                       |                              | 0-0<br>SF7 BB<br>HR 1B          | 0-0<br>HR 1B                 | 6 2 3 0 0 0 3                   |                              |                                 |                              |                                  |                               |                                  |                              |                                  |                                   |                                    |                                  |        |
| Rusty Staub, L (1, 9)<br>OBP: 0.358, SLG: 0.436   | 0-0<br>L7   |   | 0-0<br>HR                    | 0-0<br>F9                        |                              |                                 | 0-0<br>F7                    | 4-0<br>HR BB                    | 0-0<br>HR                    | 5 3 2 5 1 0 3                   |                              |                                 |                              |                                  |                               |                                  |                              |                                  |                                   |                                    |                                  |        |
| Cleon Jones, R (1, 7)<br>OBP: 0.311, SLG: 0.414   | 0-0<br>L6   |   | 0-0<br>6-3                   | 0-3<br>K                         |                              |                                 | 4-0<br>BB G3<br>BB           | 0-0<br>SF7                      | 0-3<br>K                     | 4 0 0 1 1 2 3                   |                              |                                 |                              |                                  |                               |                                  |                              |                                  |                                   |                                    |                                  |        |
| John Milner, L (1, 3)<br>OBP: 0.312, SLG: 0.427   |   | 4-0<br>BB BB<br>FC5-4 BB                | 0-0<br>BB<br>1B              |                                  | 0-0<br>F8                    |                                 | 0-0<br>G3                    | 0-0<br>1-H<br>3-H<br>HR         | 0-0<br>1B 4-3<br>1B          | 5 2 3 3 1 0 1                   |                              |                                 |                              |                                  |                               |                                  |                              |                                  |                                   |                                    |                                  |        |
| Ron Hodges, L (1, 2)<br>OBP: 0.312, SLG: 0.310    |   | 4-0<br>FC5-4 BB<br>1-2 E BB             | 4-0<br>FC5-4<br>1-2 BB       |                                  | 0-0<br>5-3                   |                                 | 4-0<br>BB<br>BB              | 0-0<br>L3                       | 0-0<br>4-3                   | 3 1 0 0 3 0 1                   |                              |                                 |                              |                                  |                               |                                  |                              |                                  |                                   |                                    |                                  |        |
| Don Hahn, R (1, 8)<br>OBP: 0.308, SLG: 0.333      |   | 4-0<br>FC5-4<br>1-2 2-3<br>BB           | 0-0<br>F3                    |                                  | 0-3<br>K                     |                                 | 4-0<br>1-2 2-3<br>BB         | 4-0<br>1B<br>BB                 | 0-0<br>FC6<br>1B             | 3 0 1 0 3 1 2                   |                              |                                 |                              |                                  |                               |                                  |                              |                                  |                                   |                                    |                                  |        |
| Bud Harrelson, S (1, 6)<br>OBP: 0.340, SLG: 0.288 |   | 0-0<br>FC2<br>1-2f<br>2-3<br>3-H<br>SF7 | 0-0<br>FC5-4<br>1-2f         |                                  |                              | 0-0<br>F3                       | 0-3<br>K                     | 0-0<br>1B                       | 0-0<br>FC6                   | 6 1 1 1 0 1 9                   |                              |                                 |                              |                                  |                               |                                  |                              |                                  |                                   |                                    |                                  |        |
| Tom Seaver, R (1, 1)<br>OBP: 0.236, SLG: 0.235    |   | 0-0<br>FC2<br>1-3<br>3-H                |                              | 0-0<br>F9 1B<br>1B               |                              | 0-0<br>F8                       |                              | 0-0<br>1B<br>K                  |                              | 5 1 2 0 0 1 3                   |                              |                                 |                              |                                  |                               |                                  |                              |                                  |                                   |                                    |                                  |        |
| <b>Inning Stats</b>                               | R: 0<br>E: 0<br>K: 0<br>S: 4                          | H: 1<br>LOB: 1<br>BB: 0<br>P: 4         | R: 3<br>E: 1<br>K: 0<br>S: 4 | H: 0<br>LOB: 1<br>BB: 3<br>P: 16 | R: 1<br>E: 0<br>K: 0<br>S: 5 | H: 2<br>LOB: 2<br>BB: 1<br>P: 9 | R: 0<br>E: 0<br>K: 1<br>S: 7 | H: 2<br>LOB: 2<br>BB: 0<br>P: 7 | R: 0<br>E: 0<br>K: 1<br>S: 5 | H: 0<br>LOB: 0<br>BB: 0<br>P: 5 | R: 0<br>E: 0<br>K: 0<br>S: 4 | H: 1<br>LOB: 1<br>BB: 0<br>P: 4 | R: 0<br>E: 0<br>K: 1<br>S: 5 | H: 0<br>LOB: 3<br>BB: 3<br>P: 17 | R: 5<br>E: 0<br>K: 1<br>S: 10 | H: 5<br>LOB: 2<br>BB: 2<br>P: 18 | R: 3<br>E: 0<br>K: 1<br>S: 9 | H: 4<br>LOB: 2<br>BB: 1<br>P: 13 | 1B: 11<br>2B: 1<br>3B: 0<br>HR: 3 | SF: 2<br>SAC: 0<br>DP: 0<br>HBP: 0 | WP: 0<br>PB: 0<br>SB: 0<br>CS: 0 | PA: 53 |
| <b>PITCHER</b>                                    | IP WLS BF H R ER SO BB IBB HBP BLK WP HR S P ERA WHIP |   |                              |                                  |                              |                                 |                              |                                 |                              |                                 |                              |                                 |                              |                                  |                               |                                  |                              |                                  |                                   |                                    |                                  |        |
| Roric Harrison, R (1, 1)<br>ERA: 2.86             | 2.1 L 15 3 4 2 0 4 0 0 0 0 0 1 11 27 7.71 3.000       |   |                              |                                  |                              |                                 |                              |                                 |                              |                                 |                              |                                 |                              |                                  |                               |                                  |                              |                                  |                                   |                                    |                                  |        |
| Max Leon, R (3, 1)<br>ERA:                        | 2.2 10 2 0 0 2 0 0 0 0 0 0 0 14 14 0.00 0.750         |   |                              |                                  |                              |                                 |                              |                                 |                              |                                 |                              |                                 |                              |                                  |                               |                                  |                              |                                  |                                   |                                    |                                  |        |
| Tom House, L (6, 1)<br>ERA: 5.68                  | 2.0 10 1 0 0 1 3 0 0 0 0 0 0 9 21 0.00 2.000          |   |                              |                                  |                              |                                 |                              |                                 |                              |                                 |                              |                                 |                              |                                  |                               |                                  |                              |                                  |                                   |                                    |                                  |        |
| Jimmy Freeman, L (8, 1)<br>ERA: 7.27              | 0.0 4 3 4 4 0 1 0 0 0 0 0 0 3 7 ∞ ∞                   |   |                              |                                  |                              |                                 |                              |                                 |                              |                                 |                              |                                 |                              |                                  |                               |                                  |                              |                                  |                                   |                                    |                                  |        |
| Jim Panther, R (8, 1)<br>ERA: 5.72                | 2.0 14 6 4 4 2 2 0 0 0 0 0 2 16 24 18.00 4.000        |   |                              |                                  |                              |                                 |                              |                                 |                              |                                 |                              |                                 |                              |                                  |                               |                                  |                              |                                  |                                   |                                    |                                  |        |

BOTTOM

New York Mets @ Atlanta Braves  
Atlanta Stadium, Atlanta, GA  
Wed Jul 18 1973, 7:05 PM EDT  
Att. 10,548 - Unknown

livebaseballscorecards.com

|     |    |
|-----|----|
| AB  | 33 |
| R   | 2  |
| H   | 5  |
| RBI | 1  |
| BB  | 2  |
| SO  | 9  |
| LOB | 12 |



|     |   |     |    |
|-----|---|-----|----|
| WP: | 0 | PA: | 35 |
| PB: | 0 | SB: | 0  |
| CS: | 0 |     |    |

AB R H RBI BB SO LOB

|   |   |   |   |   |   |   |
|---|---|---|---|---|---|---|
| 4 | 0 | 0 | 0 | 0 | 1 | 1 |
| 3 | 1 | 1 | 0 | 1 | 1 | 0 |
| 4 | 1 | 1 | 0 | 0 | 1 | 1 |
| 4 | 0 | 2 | 1 | 0 | 0 | 0 |
| 4 | 0 | 0 | 0 | 0 | 3 | 3 |
| 4 | 0 | 0 | 0 | 0 | 1 | 2 |
| 3 | 0 | 1 | 0 | 1 | 0 | 1 |
| 3 | 0 | 0 | 0 | 0 | 0 | 1 |
| 0 | 0 | 0 | 0 | 0 | 0 | 0 |
| 0 | 0 | 0 | 0 | 0 | 0 | 0 |
| 0 | 0 | 0 | 0 | 0 | 0 | 0 |
| 1 | 0 | 0 | 0 | 0 | 0 | 1 |
| 1 | 0 | 0 | 0 | 0 | 1 | 0 |
| 0 | 0 | 0 | 0 | 0 | 0 | 0 |
| 1 | 0 | 0 | 0 | 0 | 0 | 0 |

R: 0 H: 2  
E: 0 LOB: 2  
K: 1 BB: 0  
S: 7 P: 7

R: 0 H: 0  
E: 0 LOB: 1  
K: 1 BB: 1  
S: 5 P: 9

R: 0 H: 0  
E: 0 LOB: 0  
K: 1 BB: 0  
S: 5 P: 5

R: 0 H: 1  
E: 0 LOB: 1  
K: 1 BB: 0  
S: 6 P: 6

R: 0 H: 0  
E: 0 LOB: 0  
K: 1 BB: 0  
S: 5 P: 5

R: 2 H: 2  
E: 1 LOB: 1  
K: 1 BB: 0  
S: 8 P: 8

R: 0 H: 0  
E: 0 LOB: 1  
K: 1 BB: 1  
S: 5 P: 9

R: 0 H: 0  
E: 0 LOB: 0  
K: 1 BB: 0  
S: 5 P: 5

R: 0 H: 0  
E: 0 LOB: 0  
K: 1 BB: 0  
S: 5 P: 5

R: 0 H: 0  
E: 0 LOB: 0  
K: 1 BB: 0  
S: 5 P: 5

|   |              |
|---|--------------|
| Ralph Garr, L (1, 9)<br>OBP: 0.303, SLG: 0.392      | 0-0<br>P6    |
| Marty Perez, R (1, 6)<br>OBP: 0.310, SLG: 0.328     | 0-3<br>K     |
| Darrell Evans, L (1, 5)<br>OBP: 0.393, SLG: 0.574   | 0-0<br>G3    |
| Dusty Baker Jr., R (1, 8)<br>OBP: 0.371, SLG: 0.436 | 0-0<br>F9    |
| Mike Lum, L (1, 7)<br>OBP: 0.360, SLG: 0.455        | 0-3<br>K     |
| Davey Johnson, R (1, 4)<br>OBP: 0.347, SLG: 0.481   | 0-0<br>6-3   |
| Frank Tepedino, L (1, 3)<br>OBP: 0.328, SLG: 0.396  | 4-0<br>G3 BB |
| Paul Casanova, R (1, 2)<br>OBP: 0.206, SLG: 0.279   | 0-0<br>5-3   |
| Jimmy Freeman, L (8, 1)<br>OBP: 0.250, SLG: 0.250   | 0-0<br>P6    |
| Jim Panther, R (8, 1)                               | 0-0<br>6-3   |
| Norm Miller, L (9, PH)<br>OBP: 0.400, SLG: 0.636    | 1-2<br>P6    |
| Roric Harrison, R (1, 1)<br>OBP: 0.071, SLG: 0.214  | 0-0<br>G3    |
| Max Leon, R (3, 1)                                  | 0-0<br>K     |
| Chuck Goggin, S (5, PH)<br>OBP: 0.345, SLG: 0.365   | 0-0<br>K     |
| Tom House, L (6, 1)<br>OBP: 0.167, SLG: 0.333       | 0-3<br>K     |
| Freddie Velazquez, R (8, 2)                         | 0-0<br>5-3   |

Inning Stats

PITCHER  
Tom Seaver, R (1, 1)  
ERA: 2.02

|     |     |    |   |   |    |    |    |     |     |     |    |    |    |    |      |       |
|-----|-----|----|---|---|----|----|----|-----|-----|-----|----|----|----|----|------|-------|
| IP  | WLS | BF | H | R | ER | SO | BB | IBB | HBP | BLK | WP | HR | S  | P  | ERA  | WHIP  |
| 9.0 | W   | 35 | 5 | 2 | 1  | 9  | 2  | 0   | 0   | 0   | 0  | 0  | 51 | 59 | 1.00 | 0.778 |

|    |     |    |   |   |    |    |    |     |     |     |    |    |   |   |     |      |
|----|-----|----|---|---|----|----|----|-----|-----|-----|----|----|---|---|-----|------|
| IP | WLS | BF | H | R | ER | SO | BB | IBB | HBP | BLK | WP | HR | S | P | ERA | WHIP |
|----|-----|----|---|---|----|----|----|-----|-----|-----|----|----|---|---|-----|------|

| Batter  | 1                            | 2                               | 3                            | 4                               | 5                            | 6                               | 7                            | 8                                | 9                            | AB R H RBI BB SO LOB            | TOP                          |                                 |                              |                                 |                              |                                 |                                  |                                    |                                  |        |  |  |  |
|---|------------------------------|---------------------------------|------------------------------|---------------------------------|------------------------------|---------------------------------|------------------------------|----------------------------------|------------------------------|---------------------------------|------------------------------|---------------------------------|------------------------------|---------------------------------|------------------------------|---------------------------------|----------------------------------|------------------------------------|----------------------------------|--------|--|--|--|
| Willie Mays, R (1, 8)<br>OBP: 0.299, SLG: 0.360   | 0-0<br>G3<br>1B              | 0-0<br>FC5<br>3-H               |                              | 4-0<br>WP<br>BB                 |                              | 0-0<br>G6-4-3<br>1-2f           |                              |                                  | 0-0<br>F9                    | 4 0 1 0 1 0 6                   |                              |                                 |                              |                                 |                              |                                 |                                  |                                    |                                  |        |  |  |  |
| Felix Millan, R (1, 4)<br>OBP: 0.329, SLG: 0.366  | 0-0<br>P4                    |                                 | 0-0<br>4-3<br>2B             | 0-0<br>F9                       |                              |                                 | 0-0<br>6-3                   |                                  | 0-0<br>F8                    | 5 1 1 0 0 0 2                   |                              |                                 |                              |                                 |                              |                                 |                                  |                                    |                                  |        |  |  |  |
| Rusty Staub, L (1, 9)<br>OBP: 0.354, SLG: 0.431   | 0-0<br>G3<br>1-2             |                                 | 0-0<br>P3                    |                                 | 0-0<br>6-3                   |                                 | 0-3<br>K                     |                                  |                              | 4 0 0 0 0 1 2                   |                              |                                 |                              |                                 |                              |                                 |                                  |                                    |                                  |        |  |  |  |
| Cleon Jones, R (1, 7)<br>OBP: 0.302, SLG: 0.400   | 0-0<br>F9                    |                                 | 0-0<br>4-3<br>2-3            |                                 | 0-0<br>F8                    |                                 | 0-0<br>4-3                   |                                  |                              | 4 0 0 0 0 0 2                   |                              |                                 |                              |                                 |                              |                                 |                                  |                                    |                                  |        |  |  |  |
| John Milner, L (1, 3)<br>OBP: 0.314, SLG: 0.433   |                              | 0-0<br>1B<br>FC5<br>1B          | 0-0<br>2B                    |                                 | 0-0<br>4-3                   |                                 |                              | 0-0<br>F9                        |                              | 4 0 2 1 0 0 0                   |                              |                                 |                              |                                 |                              |                                 |                                  |                                    |                                  |        |  |  |  |
| Duffy Dyer, R (1, 2)<br>OBP: 0.250, SLG: 0.247  |                              | 0-0<br>F9                       | 0-0<br>5-3                   |                                 |                              | 0-0<br>1B<br>1B                 |                              | 0-0<br>2B                        |                              | 4 0 2 0 0 0 2                   |                              |                                 |                              |                                 |                              |                                 |                                  |                                    |                                  |        |  |  |  |
| Wayne Garrett, L (1, 5)<br>OBP: 0.343, SLG: 0.371   |                              | 0-0<br>1B<br>1B                 |                              | 0-0<br>HR                       |                              | 0-0<br>F9                       |                              | 0-0<br>F8                        |                              | 4 1 2 1 0 0 2                   |                              |                                 |                              |                                 |                              |                                 |                                  |                                    |                                  |        |  |  |  |
| Bud Harrelson, S (1, 6)<br>OBP: 0.344, SLG: 0.294   |                              | 0-0<br>1B                       |                              | 0-3<br>K                        |                              | 0-0<br>F9                       |                              | 0-3<br>K                         |                              | 3 0 2 0 0 1 0                   |                              |                                 |                              |                                 |                              |                                 |                                  |                                    |                                  |        |  |  |  |
| Jim Beauchamp, R (8, PH)<br>OBP: 0.353, SLG: 0.341  |                              | 0-0<br>1B                       |                              | 0-0<br>K                        |                              | 0-0<br>1B<br>1B                 |                              |                                  |                              | 1 0 0 0 0 1 1                   |                              |                                 |                              |                                 |                              |                                 |                                  |                                    |                                  |        |  |  |  |
| Ted Martinez, R (8, 6)<br>OBP: 0.270, SLG: 0.254  |                              | 1-2<br>2-3<br>1B                |                              | 0-0<br>K                        |                              | 0-0<br>1B<br>1B                 |                              |                                  |                              | 0 0 0 0 0 0 0                   |                              |                                 |                              |                                 |                              |                                 |                                  |                                    |                                  |        |  |  |  |
| Jon Matlack, L (1, 1)<br>OBP: 0.238, SLG: 0.111   |                              | 0-0<br>F7                       |                              | 0-0<br>4-3                      |                              | 0-0<br>G6-4-3<br>1B             |                              |                                  | 0-0<br>F7                    | 3 0 1 0 0 0 3                   |                              |                                 |                              |                                 |                              |                                 |                                  |                                    |                                  |        |  |  |  |
| Don Hahn, R (9, PH)<br>OBP: 0.304, SLG: 0.329   |                              |                                 |                              |                                 |                              |                                 |                              |                                  |                              | 1 0 0 0 0 0 0                   |                              |                                 |                              |                                 |                              |                                 |                                  |                                    |                                  |        |  |  |  |
| <b>Inning Stats</b>   | R: 0<br>E: 0<br>K: 0<br>S: 4 | H: 1<br>LOB: 1<br>BB: 0<br>P: 4 | R: 0<br>E: 0<br>K: 0<br>S: 6 | H: 3<br>LOB: 3<br>BB: 0<br>P: 6 | R: 1<br>E: 0<br>K: 0<br>S: 5 | H: 2<br>LOB: 1<br>BB: 0<br>P: 5 | R: 1<br>E: 0<br>K: 1<br>S: 6 | H: 1<br>LOB: 1<br>BB: 1<br>P: 10 | R: 0<br>E: 0<br>K: 0<br>S: 3 | H: 0<br>LOB: 0<br>BB: 0<br>P: 3 | R: 0<br>E: 0<br>K: 1<br>S: 5 | H: 0<br>LOB: 0<br>BB: 0<br>P: 5 | R: 0<br>E: 0<br>K: 1<br>S: 6 | H: 1<br>LOB: 1<br>BB: 0<br>P: 6 | R: 0<br>E: 0<br>K: 0<br>S: 3 | H: 0<br>LOB: 0<br>BB: 0<br>P: 3 | 1B: 7<br>2B: 3<br>3B: 0<br>HR: 1 | SF: 0<br>SAC: 0<br>DP: 1<br>HBP: 0 | WP: 1<br>PB: 0<br>SB: 0<br>CS: 0 | PA: 38 |  |  |  |
| <b>PITCHER</b><br>Dave Roberts, L (1, 1)<br>ERA: 2.82   | IP<br>9.0                    | WLS<br>W                        | BF<br>38                     | H<br>11                         | R<br>2                       | ER<br>2                         | SO<br>3                      | BB<br>1                          | IBB<br>0                     | HBP<br>0                        | BLK<br>0                     | WP<br>1                         | HR<br>1                      | S<br>43                         | P<br>47                      | ERA<br>2.00                     | WHIP<br>1.333                    |                                    |                                  |        |  |  |  |
| <div style="display: flex; justify-content: space-between;"> <div> <b>PITCHER</b><br/>           IP WLS BF H R ER SO BB IBB HBP BLK WP HR S P ERA WHIP         </div> <div> <b>PITCHER</b><br/>           IP WLS BF H R ER SO BB IBB HBP BLK WP HR S P ERA WHIP         </div> </div> |                              |                                 |                              |                                 |                              |                                 |                              |                                  |                              |                                 |                              |                                 |                              |                                 |                              |                                 |                                  |                                    |                                  |        |  |  |  |

**New York Mets @ Houston Astros**  
 Astrodome, Houston, TX  
 Fri Jul 20 1973, 8:05 PM EDT  
 Att. 20,731 - Unknown

[livebaseballscorecards.com](http://livebaseballscorecards.com)

|            |    |
|------------|----|
| <b>AB</b>  | 37 |
| <b>R</b>   | 2  |
| <b>H</b>   | 11 |
| <b>RBI</b> | 2  |
| <b>BB</b>  | 1  |
| <b>SO</b>  | 3  |
| <b>LOB</b> | 20 |



| Batter   | 1                  | 2          | 3                  | 4         | 5          | 6                | 7          | 8                | 9 |
|--|--------------------|------------|--------------------|-----------|------------|------------------|------------|------------------|---|
| Roger Metzger, S<br>OBP: 0.309, SLG: 0.354<br>(1, 6) | 0-0<br>F8 BB<br>1B |            | 0-0<br>6-3         |           | 0-3<br>K   |                  | 0-0<br>6-3 |                  |   |
| Tommy Helms, R<br>OBP: 0.324, SLG: 0.366<br>(1, 4)   | 0-0<br>P4          |            | 0-0<br>FC6-4<br>1B |           |            | 0-0<br>P4        |            | 0-0<br>E6<br>HR  |   |
| Cesar Cedeno, R<br>OBP: 0.378, SLG: 0.545<br>(1, 8)  | 4-0<br>S<br>1-2 BB |            | 0-0<br>P3          |           |            | 0-3<br>K         |            | 0-0<br>2-H<br>HR |   |
| Bob Watson, R<br>OBP: 0.407, SLG: 0.445<br>(1, 7)    | 0-0<br>F8          |            | 0-0<br>FC6-4       |           |            | 0-0<br>1B<br>2B  |            | 0-0<br>6-3       |   |
| Tommie Agee, R<br>OBP: 0.299, SLG: 0.433<br>(7, 7)   | 2-3                |            | 1-2f               |           |            |                  |            |                  |   |
| Lee May, R<br>OBP: 0.310, SLG: 0.456<br>(1, 3)       | 0-3<br>K           |            |                    | 0-0<br>P5 |            | 0-0<br>HR<br>1B  |            | 0-0<br>5-3       |   |
| Doug Rader, R<br>OBP: 0.330, SLG: 0.423<br>(1, 5)    |                    | 0-0<br>HR  |                    | 0-0<br>P4 |            | 0-0<br>1-H<br>HR |            | 0-3<br>K         |   |
| Jimmy Wynn, R<br>OBP: 0.329, SLG: 0.402<br>(1, 9)    |                    | 0-0<br>F9  |                    | 0-0<br>L7 |            | 0-0<br>F8        |            |                  |   |
| Skip Jutze, R<br>OBP: 0.298, SLG: 0.274<br>(1, 2)    |                    | 0-0<br>6-3 |                    |           | 0-3<br>K   |                  | 0-0<br>G3  |                  |   |
| Dave Roberts, L<br>OBP: 0.122, SLG: 0.122<br>(1, 1)  |                    | 0-3<br>K   |                    |           | 0-0<br>4-3 |                  | 0-3<br>K   |                  |   |

| Inning Stats | R: 0 | H: 1 | E: 0 | LOB: 2 | K: 1 | BB: 1 | S: 6 | P: 10 |
|--------------|------|------|------|--------|------|-------|------|-------|
|              | R: 1 | H: 1 | E: 0 | LOB: 0 | K: 1 | BB: 0 | S: 6 | P: 6  |
|              | R: 0 | H: 1 | E: 0 | LOB: 1 | K: 0 | BB: 0 | S: 4 | P: 4  |
|              | R: 0 | H: 0 | E: 0 | LOB: 0 | K: 0 | BB: 0 | S: 3 | P: 3  |
|              | R: 0 | H: 0 | E: 0 | LOB: 0 | K: 2 | BB: 0 | S: 7 | P: 7  |
|              | R: 3 | H: 3 | E: 0 | LOB: 0 | K: 1 | BB: 0 | S: 8 | P: 8  |
|              | R: 0 | H: 0 | E: 0 | LOB: 0 | K: 1 | BB: 0 | S: 5 | P: 5  |
|              | R: 2 | H: 1 | E: 1 | LOB: 0 | K: 1 | BB: 0 | S: 7 | P: 7  |

| PITCHER                               | IP  | WLS | BF | H | R | ER | SO | BB | IBB | HBP | BLK | WP | HR | S  | P  | ERA  | WHIP  |
|---------------------------------------|-----|-----|----|---|---|----|----|----|-----|-----|-----|----|----|----|----|------|-------|
| Jon Matlack, L<br>ERA: 3.45<br>(1, 1) | 8.0 | L   | 33 | 7 | 6 | 5  | 7  | 1  | 0   | 0   | 0   | 0  | 3  | 46 | 50 | 5.62 | 1.000 |

**BOTTOM**

| AB | R | H | RBI | BB | SO | LOB |
|----|---|---|-----|----|----|-----|
| 4  | 0 | 1 | 0   | 0  | 1  | 0   |
| 4  | 1 | 1 | 0   | 0  | 0  | 1   |
| 3  | 1 | 1 | 2   | 1  | 1  | 1   |
| 3  | 1 | 1 | 0   | 0  | 0  | 3   |
| 1  | 0 | 0 | 0   | 0  | 0  | 0   |
| 4  | 1 | 1 | 1   | 0  | 1  | 2   |
| 4  | 2 | 2 | 3   | 0  | 1  | 0   |
| 3  | 0 | 0 | 0   | 0  | 0  | 0   |
| 3  | 0 | 0 | 0   | 0  | 1  | 0   |
| 3  | 0 | 0 | 0   | 0  | 2  | 0   |

|            |           |
|------------|-----------|
| <b>AB</b>  | <b>32</b> |
| <b>R</b>   | <b>6</b>  |
| <b>H</b>   | <b>7</b>  |
| <b>RBI</b> | <b>6</b>  |
| <b>BB</b>  | <b>1</b>  |
| <b>SO</b>  | <b>7</b>  |
| <b>LOB</b> | <b>7</b>  |



| WP | PA | 3B | HR | S | P  | ERA  | WHIP  |
|----|----|----|----|---|----|------|-------|
| 0  | 33 | 0  | 3  | 7 | 50 | 5.62 | 1.000 |

**New York Mets @ Houston Astros**  
**Astrodome, Houston, TX**  
 Fri Jul 20 1973, 8:05 PM EDT  
 Att. 20,731 - Unknown

[livebaseballscorecards.com](http://livebaseballscorecards.com)

**New York Mets @ Houston Astros**  
 Astrodome, Houston, TX  
 Sat Jul 21 1973, 8:05 PM EDT  
 Att. 28,384 - Unknown

livebaseballscorecards.com



| Batter  | 1   | 2                               | 3                            | 4                                | 5                            | 6                               | 7                            | 8                               | 9                            | AB R H RBI BB SO LOB             | TOP  |                                 |                              |                                 |                              |                                 |                              |                                  |                                  |                                    |                                  |        |
|---|---|---------------------------------|------------------------------|----------------------------------|------------------------------|---------------------------------|------------------------------|---------------------------------|------------------------------|----------------------------------|--|---------------------------------|------------------------------|---------------------------------|------------------------------|---------------------------------|------------------------------|----------------------------------|----------------------------------|------------------------------------|----------------------------------|--------|
| Wayne Garrett, L (1, 5)<br>OBP: 0.344, SLG: 0.367 | 0-3<br>K  | 0-0<br>4-3                      |                              | 0-0<br>5-3                       |                              |                                 | 4-0<br>1B 6-3<br>1B BB       |                                 | 4-0<br>2B 4-3<br>BB          | 3 2 0 0 2 1 4                    |  |                                 |                              |                                 |                              |                                 |                              |                                  |                                  |                                    |                                  |        |
| Felix Millan, R (1, 4)<br>OBP: 0.330, SLG: 0.367  | 0-0<br>4-3<br>1B                                      |                                 | 0-0<br>2B 1B                 |                                  | 0-0<br>L7                    |                                 | 0-0<br>6-3                   |                                 | 0-0<br>F9                    | 5 1 2 0 0 0 2                    |  |                                 |                              |                                 |                              |                                 |                              |                                  |                                  |                                    |                                  |        |
| Rusty Staub, L (1, 9)<br>OBP: 0.357, SLG: 0.434   | 0-0<br>4-3<br>1-2                                     |                                 | 0-0<br>6-3<br>1-H<br>SF7 2B  |                                  | 4-0<br>FC4<br>BB             |                                 | 0-0<br>E 1B                  |                                 | 0-0<br>4-3<br>1-2            | 4 2 2 1 1 0 2                    |  |                                 |                              |                                 |                              |                                 |                              |                                  |                                  |                                    |                                  |        |
| Cleon Jones, R (1, 8)<br>OBP: 0.305, SLG: 0.395   | 0-0<br>1-3  |                                 | 0-0<br>6-3                   |                                  | 0-0<br>FC4<br>BB<br>1-2f     |                                 | 0-0<br>E7<br>1B              |                                 | 4-0<br>2B<br>IBB             | 4 0 1 1 1 0 3                    |  |                                 |                              |                                 |                              |                                 |                              |                                  |                                  |                                    |                                  |        |
| John Milner, L (1, 7)<br>OBP: 0.320, SLG: 0.440   |   | 0-0<br>F8                       | 0-0<br>SF7<br>3-H            |                                  | 4-0<br>1-2<br>BB             |                                 | 0-0<br>1B                    |                                 | 0-0<br>1-3<br>2-H<br>2B      | 3 0 2 2 1 0 0                    |  |                                 |                              |                                 |                              |                                 |                              |                                  |                                  |                                    |                                  |        |
| Ed Kranepool, L (1, 3)<br>OBP: 0.320, SLG: 0.335  |   | 4-0<br>BB 1B<br>BB              | 0-0<br>6-3                   |                                  | 0-0<br>F8                    |                                 | 0-0<br>1-3                   |                                 | 0-0<br>F7                    | 2 0 0 0 1 0 2<br>2 0 0 0 0 0 3   |  |                                 |                              |                                 |                              |                                 |                              |                                  |                                  |                                    |                                  |        |
| Don Hahn, R (7, PH)<br>OBP: 0.296, SLG: 0.320     |   |                                 |                              |                                  |                              |                                 |                              |                                 |                              |                                  |  |                                 |                              |                                 |                              |                                 |                              |                                  |                                  |                                    |                                  |        |
| Jerry Grote, R (1, 2)<br>OBP: 0.253, SLG: 0.270   |   | 0-0<br>1-2<br>BB 1B             |                              | 0-0<br>L7                        |                              | 0-0<br>L6                       |                              | 0-0<br>F8                       |                              | 4 0 1 0 0 0 0                    | AB 34<br>R 5<br>H 9<br>RBI 4<br>BB 7<br>SO 4<br>LOB 19 |                                 |                              |                                 |                              |                                 |                              |                                  |                                  |                                    |                                  |        |
| Bud Harrelson, S (1, 6)<br>OBP: 0.343, SLG: 0.289 |   | 4-0<br>1-2<br>2-3<br>BB         |                              | 0-0<br>6-3                       |                              | 0-0<br>4-3                      |                              | 0-0<br>F9                       |                              | 3 0 0 0 1 0 0                    |  |                                 |                              |                                 |                              |                                 |                              |                                  |                                  |                                    |                                  |        |
| Jerry Koosman, R (1, 1)<br>OBP: 0.146, SLG: 0.149 |   | 0-3<br>K                        |                              | 0-0<br>1B                        |                              | 0-3<br>K                        |                              | 0-3<br>K                        |                              | 4 0 1 0 0 3 3<br>0 0 0 0 0 0 0   |  |                                 |                              |                                 |                              |                                 |                              |                                  |                                  |                                    |                                  |        |
| Harry Parker, R (9, 1)<br>OBP: 0.118, SLG: 0.118  |   |                                 |                              |                                  |                              |                                 |                              |                                 |                              |                                  |  |                                 |                              |                                 |                              |                                 |                              |                                  |                                  |                                    |                                  |        |
| <b>Inning Stats</b>                               | R: 0<br>E: 0<br>K: 1<br>S: 6                          | H: 1<br>LOB: 1<br>BB: 0<br>P: 6 | R: 0<br>E: 0<br>K: 1<br>S: 6 | H: 1<br>LOB: 3<br>BB: 2<br>P: 14 | R: 2<br>E: 0<br>K: 0<br>S: 5 | H: 2<br>LOB: 0<br>BB: 0<br>P: 5 | R: 0<br>E: 0<br>K: 0<br>S: 4 | H: 1<br>LOB: 1<br>BB: 0<br>P: 4 | R: 0<br>E: 0<br>K: 0<br>S: 3 | H: 0<br>LOB: 2<br>BB: 2<br>P: 11 | R: 0<br>E: 0<br>K: 1<br>S: 5                           | H: 0<br>LOB: 0<br>BB: 0<br>P: 5 | R: 2<br>E: 1<br>K: 0<br>S: 5 | H: 3<br>LOB: 1<br>BB: 1<br>P: 9 | R: 0<br>E: 0<br>K: 1<br>S: 5 | H: 0<br>LOB: 0<br>BB: 0<br>P: 5 | R: 1<br>E: 0<br>K: 0<br>S: 4 | H: 1<br>LOB: 2<br>BB: 2<br>P: 12 | 1B: 7<br>2B: 2<br>3B: 0<br>HR: 0 | SF: 1<br>SAC: 0<br>DP: 0<br>HBP: 0 | WP: 0<br>PB: 0<br>SB: 0<br>CS: 0 | PA: 42 |
| <b>PITCHER</b>                                    | IP WLS BF H R ER SO BB IBB HBP BLK WP HR S P ERA WHIP |                                 |                              |                                  |                              |                                 |                              |                                 |                              |                                  |  |                                 |                              |                                 |                              |                                 |                              |                                  |                                  |                                    |                                  |        |
| Ken Forsch, R (1, 1)<br>ERA: 3.83                 | 6.2 L 31 7 4 4 3 5 0 0 0 0 0 0 32 52 5.40 1.800       |                                 |                              |                                  |                              |                                 |                              |                                 |                              |                                  |  |                                 |                              |                                 |                              |                                 |                              |                                  |                                  |                                    |                                  |        |
| Juan Pizarro, L (7, 1)<br>ERA: 6.75               | 1.1 5 1 0 0 1 0 0 0 0 0 0 0 7 7 0.00 0.750            |                                 |                              |                                  |                              |                                 |                              |                                 |                              |                                  |  |                                 |                              |                                 |                              |                                 |                              |                                  |                                  |                                    |                                  |        |
| Jim Crawford, L (9, 1)<br>ERA: 4.09               | 0.2 5 1 1 1 0 1 1 0 0 0 0 0 3 11 13.50 3.000          |                                 |                              |                                  |                              |                                 |                              |                                 |                              |                                  |  |                                 |                              |                                 |                              |                                 |                              |                                  |                                  |                                    |                                  |        |
| Cecil Upshaw, R (9, 1)<br>ERA: 5.76               | 0.1 1 0 0 0 0 0 0 0 0 0 0 0 1 1 0.00 0.000            |                                 |                              |                                  |                              |                                 |                              |                                 |                              |                                  |  |                                 |                              |                                 |                              |                                 |                              |                                  |                                  |                                    |                                  |        |



| Batter   | 1  | 2   | 3                            | 4                               | 5                            | 6                               | 7                            | 8                               | 9                            | AB                              | R                            | H                               | RBI                          | BB                              | SO                           | LOB                             | BOTTOM                           |                                    |                                  |        |
|--|--|---|------------------------------|---------------------------------|------------------------------|---------------------------------|------------------------------|---------------------------------|------------------------------|---------------------------------|------------------------------|---------------------------------|------------------------------|---------------------------------|------------------------------|---------------------------------|----------------------------------|------------------------------------|----------------------------------|--------|
| Roger Metzger, S<br>OBP: 0.306, SLG: 0.350<br>(1, 6)                           | 0-3<br>K<br>①  |   | 0-0<br>6-3<br>③              |                                 |                              | 0-0<br>6-3<br>②                 |                              | 0-3<br>K<br>③                   |                              | 4                               | 0                            | 0                               | 0                            | 0                               | 2                            | 0                               |                                  |                                    |                                  |        |
| Tommy Helms, R<br>OBP: 0.326, SLG: 0.367<br>(1, 4)                             | 0-0<br>L6<br>②   |   |                              | 0-0<br>G5-4-3<br>1B<br>①        |                              | 0-0<br>F7<br>③                  |                              |                                 | 0-0<br>1B<br>①               | 4                               | 0                            | 2                               | 0                            | 0                               | 0                            | 0                               |                                  |                                    |                                  |        |
| Cesar Cedeno, R<br>OBP: 0.377, SLG: 0.542<br>(1, 8)                            | 0-0<br>6-3<br>③  |   |                              | 0-0<br>G5-4-3<br>1-2f<br>①      |                              |                                 | 0-0<br>HR<br>1B<br>①         |                                 | 0-0<br>F7<br>①               | 4                               | 1                            | 1                               | 0                            | 0                               | 0                            | 2                               |                                  |                                    |                                  |        |
| Bob Watson, R<br>OBP: 0.403, SLG: 0.440<br>(1, 7)                              |  | 0-0<br>6-3<br>①   |                              | 0-0<br>6-3<br>③                 |                              |                                 | 0-0<br>F9<br>①               |                                 | 0-0<br>F9<br>②               | 4                               | 0                            | 0                               | 0                            | 0                               | 0                            | 2                               |                                  |                                    |                                  |        |
| Lee May, R<br>OBP: 0.307, SLG: 0.451<br>(1, 3)                                 |  | 0-0<br>P5<br>②  |                              |                                 | 0-3<br>K<br>①                |                                 | 0-3<br>K<br>②                |                                 | 0-0<br>P5<br>③               | 4                               | 0                            | 0                               | 0                            | 0                               | 2                            | 2                               |                                  |                                    |                                  |        |
| Doug Rader, R<br>OBP: 0.333, SLG: 0.442<br>(1, 5)                              |  | 0-0<br>HR<br>③  |                              |                                 | 0-0<br>5-3<br>②              |                                 | 0-0<br>HR<br>①               |                                 |                              | 3                               | 2                            | 2                               | 3                            | 0                               | 0                            | 0                               |                                  |                                    |                                  |        |
| Jimmy Wynn, R<br>OBP: 0.329, SLG: 0.399<br>(1, 9)                              |  | 0-0<br>P4<br>③  |                              |                                 | 4-0<br>BB<br>②               |                                 | 0-0<br>6-3<br>③              |                                 |                              | 2                               | 0                            | 0                               | 0                            | 1                               | 0                            | 0                               |                                  |                                    |                                  |        |
| Skip Jutze, R<br>OBP: 0.293, SLG: 0.269<br>(1, 2)                              |  |   | 0-0<br>F9<br>①               |                                 | 0-0<br>FC6-4<br>1-2f<br>③    |                                 |                              | 0-0<br>6-3<br>①                 |                              | 3                               | 0                            | 0                               | 0                            | 0                               | 0                            | 1                               |                                  |                                    |                                  |        |
| Ken Forsch, R<br>OBP: 0.103, SLG: 0.089<br>(1, 1)                              |  |   | 0-3<br>K<br>②                |                                 |                              | 0-3<br>K<br>①                   |                              | 0-3<br>K<br>②                   |                              | 2                               | 0                            | 0                               | 0                            | 0                               | 2                            | 0                               |                                  |                                    |                                  |        |
| Juan Pizarro, L<br>(7, 1)  |  |   |                              |                                 |                              |                                 |                              |                                 |                              | 0                               | 0                            | 0                               | 0                            | 0                               | 0                            | 0                               |                                  |                                    |                                  |        |
| Tommie Agee, R<br>OBP: 0.298, SLG: 0.430<br>(8, PH)                            |  |   |                              |                                 |                              |                                 |                              |                                 |                              | 1                               | 0                            | 0                               | 0                            | 0                               | 1                            | 0                               |                                  |                                    |                                  |        |
| Jim Crawford, L<br>OBP: 0.308, SLG: 0.333<br>(9, 1)                            |  |   |                              |                                 |                              |                                 |                              |                                 |                              | 0                               | 0                            | 0                               | 0                            | 0                               | 0                            | 0                               |                                  |                                    |                                  |        |
| Cecil Upshaw, R<br>(9, 1)  |  |   |                              |                                 |                              |                                 |                              |                                 |                              | 0                               | 0                            | 0                               | 0                            | 0                               | 0                            | 0                               |                                  |                                    |                                  |        |
| <b>Inning Stats</b>  | R: 0<br>E: 0<br>K: 1<br>S: 5   | H: 0<br>LOB: 0<br>BB: 0<br>P: 5   | R: 1<br>E: 0<br>K: 0<br>S: 4 | H: 1<br>LOB: 0<br>BB: 0<br>P: 4 | R: 0<br>E: 0<br>K: 1<br>S: 5 | H: 0<br>LOB: 0<br>BB: 0<br>P: 5 | R: 0<br>E: 0<br>K: 0<br>S: 3 | H: 1<br>LOB: 0<br>BB: 0<br>P: 3 | R: 0<br>E: 0<br>K: 1<br>S: 5 | H: 0<br>LOB: 1<br>BB: 1<br>P: 9 | R: 2<br>E: 0<br>K: 1<br>S: 7 | H: 2<br>LOB: 0<br>BB: 0<br>P: 7 | R: 0<br>E: 0<br>K: 2<br>S: 7 | H: 0<br>LOB: 0<br>BB: 0<br>P: 7 | R: 0<br>E: 0<br>K: 0<br>S: 4 | H: 1<br>LOB: 1<br>BB: 0<br>P: 4 | 1B: 3<br>2B: 0<br>3B: 0<br>HR: 2 | SF: 0<br>SAC: 0<br>DP: 1<br>HBP: 0 | WP: 0<br>PB: 0<br>SB: 0<br>CS: 0 | PA: 32 |
| <b>PITCHER</b><br>Jerry Koosman, L<br>ERA: 3.4<br>Harry Parker, R<br>ERA: 3.67 | IP: 8.0<br>WLS: W<br>BF: 29<br>H: 5<br>R: 3<br>ER: 3<br>SO: 7<br>BB: 1<br>IBB: 0<br>HBP: 0<br>BLK: 0<br>WP: 0<br>HR: 2<br>S: 42<br>P: 46<br>ERA: 3.38<br>WHIP: 0.750 | IP: 1.0<br>WLS: S<br>BF: 3<br>H: 0<br>R: 0<br>ER: 0<br>SO: 0<br>BB: 0<br>IBB: 0<br>HBP: 0<br>BLK: 0<br>WP: 0<br>HR: 0<br>S: 3<br>P: 3<br>ERA: 0.00<br>WHIP: 0.000 |                              |                                 |                              |                                 |                              |                                 |                              |                                 |                              |                                 |                              |                                 |                              |                                 |                                  |                                    |                                  |        |

**New York Mets @ Houston Astros**  
Astrodome, Houston, TX  
Sat Jul 21 1973, 8:05 PM EDT  
Att. 28,384 - Unknown

livebaseballscorecards.com

|     |    |
|-----|----|
| AB  | 31 |
| R   | 3  |
| H   | 5  |
| RBI | 3  |
| BB  | 1  |
| SO  | 7  |
| LOB | 7  |



| Batter   | 1   | 2   | 3   | 4   | 5   | 6   | 7  | 8  | 9   | AB R H RBI BB SO LOB                                       | TOP  |   |
|--|---|---|---|---|---|---|--|--|---|--|--|---|
| Willie Mays, R<br>OBP: 0.292, SLG: 0.351 (1, 8) X                                  | 0-0 F9  |   | 0-3 K   |   | 0-3 K   |   | 0-3 K  |  |   | 4 0 0 0 0 3 2  | <b>New York Mets @ Houston Astros</b><br>Astrodome, Houston, TX<br>Sun Jul 22 1973, 4:33 AM EDT<br>Att: 27,663 - Unknown<br><a href="http://livebaseballscorecards.com">livebaseballscorecards.com</a> |   |
| Felix Millan, R<br>OBP: 0.332, SLG: 0.371 (1, 4) X                                 | 0-0 2B  |   | 0-0 F7  |   | 0-0 FC6   |   |  | 0-0 4-3 1B   | 4 1 2 0 0 0 1                                       |  |  |   |
| Rusty Staub, L<br>OBP: 0.359, SLG: 0.444 (1, 9) X                                  | 0-0 1B  |   | 0-0 3B  |   |   | 0-3 K   |  | 0-0 4-3  | 4 1 2 1 0 1 1                                       |  |  |   |
| Cleon Jones, R<br>OBP: 0.304, SLG: 0.390 (1, 7) X                                  | 0-0 1B  |   | 0-0 F8  |   | 0-0 5-3   |   |  | 0-3 K  | 4 0 1 1 0 1 2                                       |  |  |   |
| John Milner, L<br>OBP: 0.322, SLG: 0.439 (1, 3) X                                  | 0-0 1B  |   |   | 0-0 F9  |   | 0-0 G3  |  | 4-0 IBB  | 3 0 1 0 1 0 0                                       |  |  |   |
| Jerry Grote, R<br>OBP: 0.241, SLG: 0.256 (1, 2) X                                  | 0-0 G6-4-3  |   |   | 0-0 4-3   |   |   | 0-0 P3   | 0-0 4-3  | 4 0 0 0 0 0 4                                       |  |  |   |
| Wayne Garrett, L<br>OBP: 0.343, SLG: 0.366 (1, 5) X                                |   | 0-0 P6  |   | 0-3 K   |   |   | 0-0 S BB SH3 1B                                      | 0-0 L8   | 4 1 1 0 0 1 0                                       |  |  |   |
| Bud Harrelson, S<br>OBP: 0.345, SLG: 0.290 (1, 6) X                                |   | 0-3 K   |   |   | 0-0 FC6 1B  |   | 4-0 SH3 S BB   | 0-0 G3   | 3 0 1 0 1 1 0                                       |  |  |   |
| Tom Seaver, R<br>OBP: 0.224, SLG: 0.222 (1, 1) X                                   |   | 0-0 5-3   |   |   | 0-3 K   |   | 0-0 SH3  | 0-0 5-3  | 3 0 0 1 0 1 1                                       |  |  |   |
| <b>Inning Stats</b>  | R: 2 H: 4<br>E: 0 LOB: 1<br>K: 0 BB: 0<br>S: 6 P: 6   | R: 0 H: 0<br>E: 0 LOB: 0<br>K: 1 BB: 0<br>S: 5 P: 5 | R: 0 H: 1<br>E: 0 LOB: 1<br>K: 1 BB: 0<br>S: 6 P: 6 | R: 0 H: 0<br>E: 0 LOB: 0<br>K: 1 BB: 0<br>S: 5 P: 5 | R: 0 H: 1<br>E: 0 LOB: 1<br>K: 2 BB: 0<br>S: 8 P: 8 | R: 0 H: 0<br>E: 0 LOB: 0<br>K: 1 BB: 0<br>S: 5 P: 5 | R: 1 H: 1<br>E: 0 LOB: 1<br>K: 1 BB: 1<br>S: 6 P: 10 | R: 0 H: 1<br>E: 0 LOB: 2<br>K: 1 BB: 1<br>S: 6 P: 10 | R: 0 H: 0<br>E: 0 LOB: 0<br>K: 0 BB: 0<br>S: 3 P: 3 | 1B: 5 SF: 0<br>2B: 2 SAC: 1<br>3B: 1 DP: 1<br>HR: 0 HBP: 0 | WP: 0 PA: 36<br>PB: 0<br>SB: 2<br>CS: 0  |   |
| <b>PITCHER</b><br>Jerry Reuss, L (1, 1) ERA: 3.3<br>Don Wilson, R (8, 1) ERA: 3.37 | IP WLS BF H R ER SO BB IBB HBP BLK WP HR S P ERA WHIP |   |   |   |   |   |  |  |   |  |  | <b>PITCHER</b><br>IP WLS BF H R ER SO BB IBB HBP BLK WP HR S P ERA WHIP |





| Batter   | 1   | 2   | 3   | 4   | 5   | 6   | 7   | 8   | 9   | AB R H RBI BB SO LOB   | TOP   |
|--|---|---|---|---|---|---|---|---|---|--|---|
| Wayne Garrett, L (1, 5)<br>OBP: 0.345, SLG: 0.367  | 0-0<br>F8   |   | 0-0<br>1B   |   | 0-0<br>F8   |   |   | 0-0<br>4-3<br>1B                                    |   | 4 0 2 0 0 0 0  | <b>New York Mets @ St. Louis Cardinals</b><br>Busch Stadium, St. Louis, MO<br>Thu Jul 26 1973, 7:05 PM CDT<br>Unknown |
| Felix Millan, R (1, 4)<br>OBP: 0.334, SLG: 0.372<br>Ken Boswell, L (6, 4)<br>OBP: 0.250, SLG: 0.333  | 4-0<br>BB<br>BB<br>E<br>BB                            |   | 0-0<br>F8   |   | 0-0<br>G3-4<br>1B                                   |   |   | 0-0<br>4-3<br>1-2                                   |   | 2 0 1 0 1 0 1<br>1 0 0 0 0 0 1                                   |   |
| Rusty Staub, L (1, 9)<br>OBP: 0.355, SLG: 0.439  | 0-0<br>FC6<br>1-2<br>G6-3                             |   | 0-0<br>4-3  |   | 0-0<br>G3-4<br>1-2f                                 |   |   | 0-0<br>G3   |   | 4 0 0 0 0 0 4  |   |
| Cleon Jones, R (1, 8)<br>OBP: 0.309, SLG: 0.402  | 0-0<br>G6-3<br>1-2f                                   |   |   | 0-3<br>SS<br>SS<br>K                                |   | 0-0<br>2B   |   | 0-0<br>E7<br>4-3<br>1B                              |   | 4 0 2 0 0 1 2  |   |
| John Milner, L (1, 7)<br>OBP: 0.321, SLG: 0.440  |   | 0-0<br>E7<br>SF7                                    |   | 0-0<br>2B   |   | 0-0<br>G3   |   | 0-0<br>4-3  |   | 4 1 1 0 0 0 2  |   |
| Ed Kranepool, L (1, 3)<br>OBP: 0.313, SLG: 0.330   |   | 0-0<br>SF7<br>3-H                                   |   | 0-0<br>F5   |   | 0-0<br>4-3  |   | 0-0<br>1-3  |   | 3 0 0 1 0 0 2  |   |
| Ron Hodges, L (1, 2)<br>OBP: 0.302, SLG: 0.299<br>Jim McAndrew, R (7, 1)<br>OBP: 0.400, SLG: 0.214<br>Jim Beauchamp, R (9, PH)<br>OBP: 0.346, SLG: 0.333   |   | 0-0<br>6-3  |   | 0-3<br>SS<br>SS<br>K                                |   | 0-3<br>K  |   | 0-3<br>K  |   | 3 0 0 0 0 2 1<br>0 0 0 0 0 0 0<br>1 0 0 0 0 1 1                  |   |
| Bud Harrelson, S (1, 6)<br>OBP: 0.342, SLG: 0.287<br>Ted Martinez, R (6, 6)<br>OBP: 0.268, SLG: 0.253  |   | 0-0<br>F7   |   | 0-0<br>4-3  |   | 0-0<br>P5   |   |   |   | 2 0 0 0 0 0 0<br>1 0 0 0 0 0 0                                   |   |
| Jon Matlack, L (1, 1)<br>OBP: 0.233, SLG: 0.108<br>Don Hahn, R (5, PH)<br>OBP: 0.293, SLG: 0.316<br>John Strohmayr, R (5, 1)<br>OBP: 0.333, SLG: 0.200<br>Duffy Dyer, R (7, 2)<br>OBP: 0.249, SLG: 0.246 |   |   | 0-3<br>SS<br>SS<br>K                                |   | 0-3<br>K  |   | 0-3<br>K  |   |   | 1 0 0 0 0 1 0<br>1 0 0 0 0 1 0<br>0 0 0 0 0 0 0<br>1 0 0 0 0 1 0 |   |
| <b>Inning Stats</b>  | R: 0 H: 0<br>E: 1 LOB: 1<br>K: 0 BB: 1<br>S: 3 P: 7   | R: 1 H: 0<br>E: 1 LOB: 0<br>K: 0 BB: 0<br>S: 4 P: 4 | R: 0 H: 1<br>E: 0 LOB: 1<br>K: 1 BB: 0<br>S: 6 P: 6 | R: 0 H: 1<br>E: 0 LOB: 1<br>K: 2 BB: 0<br>S: 8 P: 8 | R: 0 H: 0<br>E: 0 LOB: 0<br>K: 1 BB: 0<br>S: 5 P: 5 | R: 0 H: 2<br>E: 0 LOB: 1<br>K: 0 BB: 0<br>S: 4 P: 4 | R: 0 H: 0<br>E: 0 LOB: 0<br>K: 1 BB: 0<br>S: 5 P: 5 | R: 0 H: 1<br>E: 0 LOB: 1<br>K: 1 BB: 0<br>S: 6 P: 6 | R: 0 H: 1<br>E: 1 LOB: 1<br>K: 1 BB: 0<br>S: 6 P: 6 | 1B: 4 SF: 1<br>2B: 2 SAC: 0<br>3B: 0 DP: 2<br>HR: 0 HBP: 0       |   |
| <b>PITCHER</b><br>Bob Gibson, R (1, 1)<br>ERA: 2.82  | IP WLS BF H R ER SO BB IBB HBP BLK WP HR S P ERA WHIP |   |   |   |   |   |   |   |   |  |   |
|  | 9.0 W 34 6 1 0 7 1 0 0 0 0 0 0 47 51 0.00 0.778       |   |   |   |   |   |   |   |   |  |   |

livebaseballscores.com

|            |    |
|------------|----|
| <b>AB</b>  | 32 |
| <b>R</b>   | 1  |
| <b>H</b>   | 6  |
| <b>RBI</b> | 1  |
| <b>BB</b>  | 1  |
| <b>SO</b>  | 7  |
| <b>LOB</b> | 14 |



| Batter   | 1          | 2                     | 3       | 4              | 5               | 6         | 7       | 8              | 9 |
|--|------------|-----------------------|---------|----------------|-----------------|-----------|---------|----------------|---|
| Lou Brock, L (1, 7)<br>OBP: 0.353, SLG: 0.368<br>Bake McBride, L (6, 7)<br>OBP: 0.500, SLG: 0.500          | 0-0 1-3    | 4-0 1B 1B BB          |         | 0-3 K          | 0-0 3-1         | 0-0 1-3   |         | 0-0 1-3 2-H 1B |   |
| Ted Sizemore, R (1, 4)<br>OBP: 0.377, SLG: 0.327<br>Dave Campbell, R (7, 4)<br>OBP: 0.236, SLG: 0.216      | 0-0 F3     | 0-0 1B 1B 1B          |         | 0-0 1B 1B      | 0-0 F9          |           | 0-0 P4  | 0-0 5-3        |   |
| Joe Torre, R (1, 3)<br>OBP: 0.398, SLG: 0.432  | 0-0 1B 1B  | 0-0 1B E 1B           |         | 0-3 K          | 0-0 1B          |           | 0-0 5-3 |                |   |
| Ted Simmons, S (1, 2)<br>OBP: 0.354, SLG: 0.417<br>Tim McCarver, L (7, 2)<br>OBP: 0.316, SLG: 0.359        | 0-0 1-2 1B | 0-0 E5 1B 1B          |         | 0-0 1B 1B      | 0-0 F9          |           | 0-0 3B  |                |   |
| Luis Melendez, R (1, 8)<br>OBP: 0.320, SLG: 0.317<br>Jose Cruz, L (7, PH)<br>OBP: 0.315, SLG: 0.392 (8, 8) | 0-3 K      | 0-0 F9                |         | 0-0 1-2 3-H 1B |                 | 0-0 4-3   | 0-0 3-1 |                |   |
| Ken Reitz, R (1, 5)<br>OBP: 0.266, SLG: 0.358  |            | 0-0 1B 2B             | 0-0 F7  |                | 0-0 WP 1B HR 1B | 0-0 2B 2B |         | 1-0 1B HBP HBP |   |
| Bernie Carbo, L (1, 9)<br>OBP: 0.389, SLG: 0.387   |            | 4-0 G4-6-3 1B 1B BB   | 0-0 4-3 |                | 0-0 WP HR 1B    | 0-0 1B 2B |         | 0-0 F9         |   |
| Mike Tyson, R (1, 6)<br>OBP: 0.290, SLG: 0.306   |            | 0-0 G4-6-3 1-2 2-H 1B | 4-0 BB  |                | 4-0 HR BB       | 0-0 6-3   |         | 1-0 1B 1-2 HBP |   |
| Bob Gibson, R (1, 1)<br>OBP: 0.222, SLG: 0.288   |            | 0-0 G4-6-3 1-2 2-3    | 0-3 K   |                | 0-0 HR          | 0-0 1B    |         | 0-0 P3         |   |

| AB | R | H | RBI | BB | SO | LOB |
|----|---|---|-----|----|----|-----|
| 3  | 1 | 0 | 0   | 1  | 1  | 0   |
| 2  | 0 | 1 | 1   | 0  | 0  | 1   |
| 4  | 2 | 2 | 1   | 0  | 0  | 0   |
| 2  | 0 | 0 | 0   | 0  | 0  | 2   |
| 5  | 1 | 3 | 1   | 0  | 1  | 1   |
| 4  | 0 | 3 | 1   | 0  | 0  | 1   |
| 1  | 0 | 1 | 0   | 0  | 0  | 0   |
| 4  | 0 | 1 | 1   | 0  | 1  | 3   |
| 1  | 0 | 0 | 0   | 0  | 0  | 1   |
| 4  | 4 | 3 | 0   | 0  | 0  | 0   |
| 4  | 3 | 2 | 1   | 1  | 0  | 1   |
| 2  | 1 | 1 | 1   | 2  | 0  | 1   |
| 5  | 1 | 2 | 5   | 0  | 1  | 5   |

**BOTTOM**

**New York Mets @ St. Louis Cardinals**  
 Busch Stadium, St. Louis, MO  
 Thu Jul 26 1973, 7:05 PM CDT  
 Unknown

[livebaseballscorecards.com](http://livebaseballscorecards.com)

|            |           |
|------------|-----------|
| <b>AB</b>  | <b>41</b> |
| <b>R</b>   | <b>13</b> |
| <b>H</b>   | <b>19</b> |
| <b>RBI</b> | <b>12</b> |
| <b>BB</b>  | <b>4</b>  |
| <b>SO</b>  | <b>4</b>  |
| <b>LOB</b> | <b>16</b> |



|        |        |
|--------|--------|
| 1B: 14 | SF: 0  |
| 2B: 3  | SAC: 0 |
| 3B: 1  | DP: 1  |
| HR: 1  | HBP: 2 |

|       |        |
|-------|--------|
| WP: 1 | PA: 47 |
| PB: 0 |        |
| SB: 0 |        |
| CS: 0 |        |

| Inning Stats                          | R | H | E | K | S | P | IP  | WLS | BF | H  | R | ER | SO | BB | IBB | HBP | BLK | WP | HR | S  | P  | ERA   | WHIP  |
|---------------------------------------|---|---|---|---|---|---|-----|-----|----|----|---|----|----|----|-----|-----|-----|----|----|----|----|-------|-------|
| Jon Mattack, L (1, 1)<br>ERA: 3.66    | 0 | 2 | 0 | 1 | 7 | 4 | 4.0 | L   | 23 | 10 | 6 | 5  | 4  | 3  | 0   | 0   | 0   | 0  | 0  | 28 | 40 | 11.25 | 3.250 |
| John Strohmayr, R (5, 1)<br>ERA: 6.05 | 0 | 0 | 0 | 0 | 0 | 0 | 2.0 |     | 14 | 7  | 6 | 6  | 0  | 1  | 0   | 0   | 0   | 1  | 1  | 13 | 17 | 27.00 | 4.000 |
| Jim McAndrew, R (7, 1)<br>ERA: 5.62   | 0 | 0 | 0 | 0 | 0 | 0 | 2.0 |     | 10 | 2  | 1 | 1  | 0  | 0  | 0   | 2   | 0   | 0  | 0  | 8  | 10 | 4.50  | 1.000 |

| Batter   | 1   | 2                               | 3                            | 4                               | 5                            | 6                                | 7                            | 8                               | 9                            | AB R H RBI BB SO LOB            | TOP                          |                                 |                              |                                 |                              |                                 |                              |                                 |                                  |                                    |                                  |        |
|--|---|---------------------------------|------------------------------|---------------------------------|------------------------------|----------------------------------|------------------------------|---------------------------------|------------------------------|---------------------------------|------------------------------|---------------------------------|------------------------------|---------------------------------|------------------------------|---------------------------------|------------------------------|---------------------------------|----------------------------------|------------------------------------|----------------------------------|--------|
| Wayne Garrett, L (1, 5)<br>OBP: 0.343, SLG: 0.366  | 0-0<br>F2   |                                 | 0-0<br>2-3 1B                |                                 | 0-0<br>F8                    |                                  |                              | 0-0<br>3-1                      |                              | 4 0 1 0 0 0 1                   |                              |                                 |                              |                                 |                              |                                 |                              |                                 |                                  |                                    |                                  |        |
| Felix Millan, R (1, 4)<br>OBP: 0.333, SLG: 0.370   | 0-0<br>F8   |                                 | 0-3<br>K                     |                                 | 0-0<br>4-3                   |                                  |                              | 0-0<br>1B                       |                              | 4 0 1 0 0 1 3                   |                              |                                 |                              |                                 |                              |                                 |                              |                                 |                                  |                                    |                                  |        |
| Rusty Staub, L (1, 9)<br>OBP: 0.352, SLG: 0.434    | 0-0<br>4-3  |                                 | 0-0<br>5-3                   |                                 |                              |                                  | 0-0<br>P4                    | 0-0<br>F7                       |                              | 4 0 0 0 0 0 3                   |                              |                                 |                              |                                 |                              |                                 |                              |                                 |                                  |                                    |                                  |        |
| Cleon Jones, R (1, 8)<br>OBP: 0.322, SLG: 0.408    |   | 0-0<br>9-6 1B                   |                              | 4-0<br>1B BB                    |                              |                                  | 0-0<br>F9                    | 0-0<br>2-3 1B                   | 0-0<br>6-3 1B                | 3 1 2 0 1 0 0                   |                              |                                 |                              |                                 |                              |                                 |                              |                                 |                                  |                                    |                                  |        |
| John Milner, L (1, 7)<br>OBP: 0.324, SLG: 0.441    |   | 0-0<br>9-6 1B                   |                              | 0-0<br>F9                       |                              |                                  | 0-3<br>K                     | 0-0<br>2-3 1B                   | 0-0<br>2-3 1B                | 4 0 2 0 0 1 1                   |                              |                                 |                              |                                 |                              |                                 |                              |                                 |                                  |                                    |                                  |        |
| Ed Kranepool, L (1, 3)<br>OBP: 0.314, SLG: 0.330   |   | 0-0<br>9-6                      |                              | 0-0<br>F9                       |                              |                                  | 0-0<br>G3                    | 0-0<br>2-3                      | 0-0<br>2-3                   | 3 0 1 0 0 0 2                   |                              |                                 |                              |                                 |                              |                                 |                              |                                 |                                  |                                    |                                  |        |
| Jim Beauchamp, R (9, PH)<br>OBP: 0.340, SLG: 0.326 |   | 1-2<br>2-3                      |                              | 1-3<br>1B                       |                              |                                  |                              | 1-2<br>2-3                      | 1-2<br>2-3                   | 1 0 0 0 0 0 2                   |                              |                                 |                              |                                 |                              |                                 |                              |                                 |                                  |                                    |                                  |        |
| Jerry Grote, R (1, 2)<br>OBP: 0.230, SLG: 0.244    |   | 0-0<br>4-3                      |                              | 0-0<br>5-3                      |                              |                                  | 0-0<br>4-3                   | 0-0<br>6-3                      | 0-0<br>6-3                   | 4 0 0 1 0 0 3                   |                              |                                 |                              |                                 |                              |                                 |                              |                                 |                                  |                                    |                                  |        |
| Bud Harrelson, S (1, 6)<br>OBP: 0.347, SLG: 0.286  |   |                                 | 4-0<br>1B SH3                |                                 | 4-0<br>SH1-3                 |                                  |                              | 0-0<br>F7                       | 0-3<br>K                     | 1 0 0 0 2 0 0                   |                              |                                 |                              |                                 |                              |                                 |                              |                                 |                                  |                                    |                                  |        |
| Willie Mays, R (9, PH)<br>OBP: 0.291, SLG: 0.348   |   |                                 | BB                           |                                 | BB                           |                                  |                              |                                 |                              | 1 0 0 0 0 1 1                   |                              |                                 |                              |                                 |                              |                                 |                              |                                 |                                  |                                    |                                  |        |
| Jerry Koosman, R (1, 1)<br>OBP: 0.146, SLG: 0.149  |   |                                 | 0-0<br>SH3                   |                                 | 0-0<br>SH1-3                 |                                  |                              | 0-0<br>L3                       |                              | 0 0 0 0 0 0 0                   |                              |                                 |                              |                                 |                              |                                 |                              |                                 |                                  |                                    |                                  |        |
| Ken Boswell, L (8, PH)<br>OBP: 0.247, SLG: 0.329   |   |                                 | 1-2                          |                                 | 1-2                          |                                  |                              |                                 |                              | 1 0 0 0 0 0 0                   |                              |                                 |                              |                                 |                              |                                 |                              |                                 |                                  |                                    |                                  |        |
| Harry Parker, R (8, 1)<br>OBP: 0.118, SLG: 0.118   |   |                                 |                              |                                 |                              |                                  |                              |                                 |                              | 0 0 0 0 0 0 0                   |                              |                                 |                              |                                 |                              |                                 |                              |                                 |                                  |                                    |                                  |        |
| <b>Inning Stats</b>                                | R: 0<br>E: 0<br>K: 0<br>S: 3                          | H: 0<br>LOB: 0<br>BB: 0<br>P: 3 | R: 0<br>E: 0<br>K: 0<br>S: 4 | H: 2<br>LOB: 1<br>BB: 0<br>P: 4 | R: 0<br>E: 0<br>K: 1<br>S: 6 | H: 1<br>LOB: 2<br>BB: 1<br>P: 10 | R: 0<br>E: 0<br>K: 0<br>S: 3 | H: 1<br>LOB: 1<br>BB: 1<br>P: 7 | R: 0<br>E: 0<br>K: 0<br>S: 3 | H: 0<br>LOB: 1<br>BB: 1<br>P: 7 | R: 0<br>E: 0<br>K: 1<br>S: 5 | H: 0<br>LOB: 0<br>BB: 0<br>P: 5 | R: 0<br>E: 0<br>K: 0<br>S: 3 | H: 0<br>LOB: 0<br>BB: 0<br>P: 3 | R: 0<br>E: 0<br>K: 0<br>S: 4 | H: 1<br>LOB: 1<br>BB: 0<br>P: 4 | R: 1<br>E: 0<br>K: 1<br>S: 7 | H: 2<br>LOB: 1<br>BB: 0<br>P: 7 | 1B: 7<br>2B: 1<br>3B: 0<br>HR: 0 | SF: 0<br>SAC: 2<br>DP: 1<br>HBP: 0 | WP: 0<br>PB: 0<br>SB: 0<br>CS: 0 | PA: 35 |
| <b>PITCHER</b>                                     | IP WLS BF H R ER SO BB IBB HBP BLK WP HR S P ERA WHIP |                                 |                              |                                 |                              |                                  |                              |                                 |                              |                                 |                              |                                 |                              |                                 |                              |                                 |                              |                                 |                                  |                                    |                                  |        |
| Alan Foster, R (1, 1)<br>ERA: 3.12                 | 8.0 W 31 6 1 1 2 3 0 0 0 0 0 0 32 44 1.12 1.125       |                                 |                              |                                 |                              |                                  |                              |                                 |                              |                                 |                              |                                 |                              |                                 |                              |                                 |                              |                                 |                                  |                                    |                                  |        |
| Al Hrabosky, L (9, 1)<br>ERA: 2.11                 | 0.1 2 1 0 0 0 0 0 0 0 0 0 0 2 2 0.00 3.000            |                                 |                              |                                 |                              |                                  |                              |                                 |                              |                                 |                              |                                 |                              |                                 |                              |                                 |                              |                                 |                                  |                                    |                                  |        |
| Diego Segui, R (9, 1)<br>ERA: 2.55                 | 0.2 S 2 0 0 0 1 0 0 0 0 0 0 0 4 4 0.00 0.000          |                                 |                              |                                 |                              |                                  |                              |                                 |                              |                                 |                              |                                 |                              |                                 |                              |                                 |                              |                                 |                                  |                                    |                                  |        |

**New York Mets @ St. Louis Cardinals**  
 Busch Stadium, St. Louis, MO  
 Thu Jul 26 1973, 7:05 PM CDT  
 Att: 35,557 - Unknown

livebaseballscorecards.com

|            |    |
|------------|----|
| <b>AB</b>  | 30 |
| <b>R</b>   | 1  |
| <b>H</b>   | 7  |
| <b>RBI</b> | 1  |
| <b>BB</b>  | 3  |
| <b>SO</b>  | 3  |
| <b>LOB</b> | 16 |



| Batter  | 1       | 2            | 3      | 4          | 5       | 6       | 7       | 8       | 9 |
|---|---------|--------------|--------|------------|---------|---------|---------|---------|---|
| Lou Brock, L (1, 7)<br>OBP: 0.350, SLG: 0.364     | 0-0 F7  |              | 0-0 F7 |            | 0-0 4-3 |         |         | 0-3 K   |   |
| Ted Sizemore, R (1, 4)<br>OBP: 0.372, SLG: 0.323  | 0-0 6-3 |              | 0-0 F7 |            |         | 0-0 5-3 |         | 0-0 6-3 |   |
| Joe Torre, R (1, 3)<br>OBP: 0.399, SLG: 0.440     | 0-3 K   |              | 4-0 BB |            |         | 0-0 E6  |         | 0-0 HR  |   |
| Ted Simmons, S (1, 2)<br>OBP: 0.350, SLG: 0.412   |         | 0-3 K        | 0-0 P6 |            |         | 0-3 K   |         | 0-0 4-3 |   |
| Luis Melendez, R (1, 8)<br>OBP: 0.320, SLG: 0.317 |         | 0-0 1B 2B 1B |        | 0-3 K G6-3 |         | 0-0 4-3 |         |         |   |
| Ken Reitz, R (1, 5)<br>OBP: 0.270, SLG: 0.359     |         | 0-0 1B 2B 1B |        | 0-0 F7     |         | 1-0 HBP |         |         |   |
| Bernie Carbo, L (1, 9)<br>OBP: 0.388, SLG: 0.393  |         | 0-0 2B       |        | 0-0 G6-3   |         | 0-0 F6  |         |         |   |
| Mike Tyson, R (1, 6)<br>OBP: 0.290, SLG: 0.304    |         | 4-0 BB       |        |            | 0-0 F8  | 0-0 5-3 |         |         |   |
| Alan Foster, R (1, 1)<br>OBP: 0.194, SLG: 0.194   |         | 0-3 K        |        |            | 0-3 K   |         | 0-0 6-3 |         |   |
| Al Hrabosky, R (9, 1)                             |         |              |        |            |         |         |         |         |   |
| Diego Segui, R (9, 1)                             |         |              |        |            |         |         |         |         |   |

| AB | R | H | RBI | BB | SO | LOB |
|----|---|---|-----|----|----|-----|
| 4  | 0 | 0 | 0   | 0  | 1  | 0   |
| 4  | 0 | 0 | 0   | 0  | 0  | 0   |
| 3  | 1 | 1 | 1   | 1  | 1  | 0   |
| 4  | 0 | 0 | 0   | 0  | 2  | 2   |
| 3  | 1 | 1 | 0   | 0  | 1  | 1   |
| 2  | 0 | 1 | 0   | 0  | 0  | 1   |
| 3  | 0 | 1 | 1   | 0  | 0  | 2   |
| 2  | 0 | 0 | 0   | 1  | 0  | 1   |
| 3  | 0 | 0 | 0   | 0  | 2  | 3   |
| 0  | 0 | 0 | 0   | 0  | 0  | 0   |
| 0  | 0 | 0 | 0   | 0  | 0  | 0   |

**BOTTOM**

**New York Mets @ St. Louis Cardinals**  
 Busch Stadium, St. Louis, MO  
 Thu Jul 26 1973, 7:05 PM CDT  
 Att. 35,557 - Unknown

[livebaseballscorecards.com](http://livebaseballscorecards.com)

|            |           |
|------------|-----------|
| <b>AB</b>  | <b>28</b> |
| <b>R</b>   | <b>2</b>  |
| <b>H</b>   | <b>4</b>  |
| <b>RBI</b> | <b>2</b>  |
| <b>BB</b>  | <b>2</b>  |
| <b>SO</b>  | <b>7</b>  |
| <b>LOB</b> | <b>10</b> |



|       |        |
|-------|--------|
| 1B: 2 | SF: 0  |
| 2B: 1 | SAC: 0 |
| 3B: 0 | DP: 1  |
| HR: 1 | HBP: 1 |

|       |        |
|-------|--------|
| WP: 0 | PA: 31 |
| PB: 1 |        |
| SB: 0 |        |
| CS: 0 |        |

| Inning Stats                         | R | H | E | K | S | P   | IP | WLS | BF | H | R | ER | SO | BB | IBB | HBP | BLK | WP | HR | S  | P  | ERA  | WHIP  |
|--------------------------------------|---|---|---|---|---|-----|----|-----|----|---|---|----|----|----|-----|-----|-----|----|----|----|----|------|-------|
| Jerry Koosman, L (1, 1)<br>ERA: 3.31 | 0 | 0 | 0 | 1 | 5 | 7.0 | L  | 27  | 3  | 1 | 1 | 6  | 2  | 0  | 0   | 0   | 0   | 0  | 0  | 36 | 45 | 1.29 | 0.714 |
| Harry Parker, R (8, 1)<br>ERA: 3.75  | 0 | 0 | 0 | 0 | 5 | 1.0 |    | 4   | 1  | 1 | 1 | 1  | 0  | 0  | 0   | 0   | 0   | 0  | 1  | 6  | 6  | 9.00 | 1.000 |

| PITCHER          | IP  | WLS | BF | H | R | ER | SO | BB | IBB | HBP | BLK | WP | HR | S  | P  | ERA  | WHIP  |
|------------------|-----|-----|----|---|---|----|----|----|-----|-----|-----|----|----|----|----|------|-------|
| Jerry Koosman, L | 7.0 | L   | 27 | 3 | 1 | 1  | 6  | 2  | 0   | 0   | 0   | 0  | 0  | 36 | 45 | 1.29 | 0.714 |
| Harry Parker, R  | 1.0 |     | 4  | 1 | 1 | 1  | 1  | 0  | 0   | 0   | 0   | 0  | 1  | 6  | 6  | 9.00 | 1.000 |

| Batter   | 1                            | 2                               | 3                            | 4                               | 5                            | 6                               | 7                            | 8                               | 9                            | AB R H RBI BB SO LOB            | TOP                          |                                 |                              |                                 |                              |                                 |                                  |                                    |                                  |        |  |                |           |          |          |        |        |         |         |         |          |          |          |         |         |         |         |             |               |
|--|------------------------------|---------------------------------|------------------------------|---------------------------------|------------------------------|---------------------------------|------------------------------|---------------------------------|------------------------------|---------------------------------|------------------------------|---------------------------------|------------------------------|---------------------------------|------------------------------|---------------------------------|----------------------------------|------------------------------------|----------------------------------|--------|--|----------------|-----------|----------|----------|--------|--------|---------|---------|---------|----------|----------|----------|---------|---------|---------|---------|-------------|---------------|
| Wayne Garrett, L (1, 5)<br>OBP: 0.339, SLG: 0.361  | 0-0<br>4-3                   |                                 |                              | 0-0<br>F7                       |                              | 0-0<br>F7                       |                              | 0-0<br>4-3                      |                              | 4 0 0 0 0 0 0                   |                              |                                 |                              |                                 |                              |                                 |                                  |                                    |                                  |        |  |                |           |          |          |        |        |         |         |         |          |          |          |         |         |         |         |             |               |
| Felix Millan, R (1, 4)<br>OBP: 0.335, SLG: 0.372   | 0-0<br>6-3                   |                                 |                              | 0-0<br>FC6-4<br>1B              |                              | 0-0<br>2B<br>1B                 |                              | 0-0<br>5-3                      |                              | 4 1 2 0 0 0 0                   |                              |                                 |                              |                                 |                              |                                 |                                  |                                    |                                  |        |  |                |           |          |          |        |        |         |         |         |          |          |          |         |         |         |         |             |               |
| Rusty Staub, L (1, 9)<br>OBP: 0.353, SLG: 0.440    | 0-0<br>3-1                   |                                 |                              | 0-0<br>F6                       |                              | 0-0<br>2B                       |                              | 0-0<br>L4-6<br>2B               |                              | 4 0 2 1 0 0 1                   |                              |                                 |                              |                                 |                              |                                 |                                  |                                    |                                  |        |  |                |           |          |          |        |        |         |         |         |          |          |          |         |         |         |         |             |               |
| Cleon Jones, R (1, 8)<br>OBP: 0.313, SLG: 0.396    |                              | 0-3<br>K                        |                              | 0-0<br>FC6-4<br>1-2f            |                              | 0-0<br>P3                       |                              | 0-0<br>L4-6<br>2-3              |                              | 4 0 0 0 0 1 3                   |                              |                                 |                              |                                 |                              |                                 |                                  |                                    |                                  |        |  |                |           |          |          |        |        |         |         |         |          |          |          |         |         |         |         |             |               |
| John Milner, L (1, 7)<br>OBP: 0.326, SLG: 0.454    |                              | 0-0<br>4-3                      |                              |                                 | 0-0<br>HR                    |                                 | 0-0<br>G6-3<br>1B            |                                 | 0-0<br>L7                    | 4 1 2 1 0 0 0                   |                              |                                 |                              |                                 |                              |                                 |                                  |                                    |                                  |        |  |                |           |          |          |        |        |         |         |         |          |          |          |         |         |         |         |             |               |
| Ed Kranepool, L (1, 3)<br>OBP: 0.309, SLG: 0.324   |                              | 0-0<br>4-3                      |                              |                                 | 0-0<br>4-3                   |                                 | 0-0<br>G6-3<br>1-2f          |                                 |                              | 3 0 0 0 0 0 1                   |                              |                                 |                              |                                 |                              |                                 |                                  |                                    |                                  |        |  |                |           |          |          |        |        |         |         |         |          |          |          |         |         |         |         |             |               |
| Jerry Grote, R (1, 2)<br>OBP: 0.233, SLG: 0.247    |                              |                                 | 0-0<br>6-3                   |                                 | 0-0<br>6-3                   |                                 | 0-0<br>FC6-4<br>1B           |                                 |                              | 3 0 1 0 0 0 0                   |                              |                                 |                              |                                 |                              |                                 |                                  |                                    |                                  |        |  |                |           |          |          |        |        |         |         |         |          |          |          |         |         |         |         |             |               |
| Bud Harrelson, S (1, 6)<br>OBP: 0.346, SLG: 0.286  |                              |                                 | 0-0<br>G4-3-6<br>1B          |                                 | 0-0<br>4-3                   |                                 | 0-0<br>FC6-4<br>1-2f         |                                 |                              | 3 0 1 0 0 0 1                   |                              |                                 |                              |                                 |                              |                                 |                                  |                                    |                                  |        |  |                |           |          |          |        |        |         |         |         |          |          |          |         |         |         |         |             |               |
| Tom Seaver, R (1, 1)<br>OBP: 0.213, SLG: 0.211     |                              |                                 | 0-0<br>G4-3-6<br>1-2f        |                                 |                              | 0-3<br>K                        |                              | 0-3<br>K                        |                              | 3 0 0 0 0 2 1                   |                              |                                 |                              |                                 |                              |                                 |                                  |                                    |                                  |        |  |                |           |          |          |        |        |         |         |         |          |          |          |         |         |         |         |             |               |
| <b>Inning Stats</b>                                | R: 0<br>E: 0<br>K: 0<br>S: 3 | H: 0<br>LOB: 0<br>BB: 0<br>P: 3 | R: 0<br>E: 0<br>K: 1<br>S: 5 | H: 0<br>LOB: 0<br>BB: 0<br>P: 5 | R: 0<br>E: 0<br>K: 0<br>S: 3 | H: 1<br>LOB: 0<br>BB: 0<br>P: 3 | R: 0<br>E: 0<br>K: 0<br>S: 4 | H: 1<br>LOB: 1<br>BB: 0<br>P: 4 | R: 1<br>E: 0<br>K: 1<br>S: 7 | H: 2<br>LOB: 1<br>BB: 0<br>P: 7 | R: 0<br>E: 0<br>K: 0<br>S: 4 | H: 2<br>LOB: 1<br>BB: 0<br>P: 4 | R: 0<br>E: 0<br>K: 1<br>S: 5 | H: 0<br>LOB: 0<br>BB: 0<br>P: 5 | R: 0<br>E: 0<br>K: 0<br>S: 3 | H: 1<br>LOB: 0<br>BB: 0<br>P: 3 | 1B: 5<br>2B: 3<br>3B: 0<br>HR: 1 | SF: 0<br>SAC: 0<br>DP: 3<br>HBP: 0 | WP: 0<br>PB: 0<br>SB: 0<br>CS: 0 | PA: 32 |  |                |           |          |          |        |        |         |         |         |          |          |          |         |         |         |         |             |               |
| <b>PITCHER</b><br>Rick Wise, R (1, 1)<br>ERA: 3.04 | IP<br>9.0                    | WLS<br>L                        | BF<br>32                     | H<br>8                          | R<br>2                       | ER<br>2                         | SO<br>3                      | BB<br>0                         | IBB<br>0                     | HBP<br>0                        | BLK<br>0                     | WP<br>0                         | HR<br>1                      | S<br>38                         | P<br>38                      | ERA<br>2.00                     | WHIP<br>0.889                    |                                    |                                  |        |  | <b>PITCHER</b> | IP<br>9.0 | WLS<br>L | BF<br>32 | H<br>8 | R<br>2 | ER<br>2 | SO<br>3 | BB<br>0 | IBB<br>0 | HBP<br>0 | BLK<br>0 | WP<br>0 | HR<br>1 | S<br>38 | P<br>38 | ERA<br>2.00 | WHIP<br>0.889 |

**New York Mets @ St. Louis Cardinals**  
 Busch Stadium, St. Louis, MO  
 Fri Jul 27 1973, 7:05 PM CDT  
 Att. 26,379 - Unknown

[livebaseballscorecards.com](http://livebaseballscorecards.com)

|            |    |
|------------|----|
| <b>AB</b>  | 32 |
| <b>R</b>   | 2  |
| <b>H</b>   | 8  |
| <b>RBI</b> | 2  |
| <b>BB</b>  | 0  |
| <b>SO</b>  | 3  |
| <b>LOB</b> | 7  |






| Batter   | 1                          | 2                  | 3                 | 4          | 5                | 6         | 7                  | 8         | 9         | AB | R | H | RBI | BB | SO | LOB |
|--|----------------------------|--------------------|-------------------|------------|------------------|-----------|--------------------|-----------|-----------|----|---|---|-----|----|----|-----|
| Lou Brock, L<br>OBP: 0.354, SLG: 0.371 (1, 7)            | 0-0<br>1B S<br>G6-3<br>1B  |                    | 0-0<br>4-3<br>2B  |            | 0-0<br>1-2<br>1B |           | 0-0<br>F7          |           |           | 4  | 1 | 3 | 0   | 0  | 0  | 1   |
| Ted Sizemore, R<br>OBP: 0.371, SLG: 0.322 (1, 4)         | 0-0<br>G6-3<br>1-3<br>1B   |                    | 0-0<br>4-3<br>2-3 |            | 0-0<br>F9        |           | 0-3<br>K           |           |           | 4  | 0 | 1 | 0   | 0  | 1  | 4   |
| Joe Torre, R<br>OBP: 0.395, SLG: 0.435 (1, 3)            | 0-0<br>G6-3<br>1-2f<br>3-H |                    | 0-3<br>K          |            | 0-3<br>K         |           |                    | 0-3<br>K  |           | 4  | 0 | 0 | 0   | 0  | 3  | 4   |
| Ted Simmons, S<br>OBP: 0.350, SLG: 0.413 (1, 2)          | 0-0<br>F8                  |                    |                   | 0-0<br>2B  |                  | 0-0<br>G3 |                    | 0-0<br>F8 |           | 4  | 0 | 1 | 0   | 0  | 0  | 0   |
| Bernie Carbo, L<br>OBP: 0.397, SLG: 0.406 (1, 9)         |                            | 4-0<br>BB          |                   | 0-3<br>K   |                  | 0-0<br>1B |                    | 0-0<br>2B |           | 3  | 0 | 2 | 0   | 1  | 1  | 1   |
| Bake McBride, L<br>OBP: 0.500, SLG: 0.500 (8, PR) (9, 8) |                            |                    |                   |            |                  |           |                    |           |           | 0  | 0 | 0 | 0   | 0  | 0  | 0   |
| Luis Melendez, R<br>OBP: 0.316, SLG: 0.313 (1, 8)        |                            | 0-0<br>FC6-4<br>CS |                   | 0-3<br>K   |                  | 0-0<br>F7 |                    | 0-3<br>K  |           | 3  | 0 | 0 | 0   | 0  | 1  | 3   |
| Tim McCarver, L<br>OBP: 0.314, SLG: 0.357 (8, PH)        |                            |                    |                   |            |                  |           |                    |           |           | 1  | 0 | 0 | 0   | 0  | 1  | 1   |
| Bill Stein, R<br>OBP: 0.311, SLG: 0.259 (9, 9)           |                            | 1-2f               |                   |            |                  |           |                    |           |           | 0  | 0 | 0 | 0   | 0  | 0  | 0   |
| Ken Reitz, R<br>OBP: 0.270, SLG: 0.361 (1, 5)            |                            | 0-0<br>1-2<br>2B   |                   | 0-0<br>4-3 |                  | 0-0<br>F7 |                    |           |           | 4  | 0 | 1 | 0   | 0  | 0  | 2   |
| Mike Tyson, R<br>OBP: 0.293, SLG: 0.304 (1, 6)           |                            | 0-0<br>6-3         |                   |            | 4-0<br>1B<br>BB  |           | 0-0<br>SH1-4<br>1B |           | 0-0<br>F9 | 3  | 0 | 1 | 0   | 1  | 0  | 1   |
| Rick Wise, R<br>OBP: 0.224, SLG: 0.226 (1, 1)            |                            |                    | 0-0<br>F8         |            | 0-0<br>P2        |           | 0-0<br>SH1-4       |           | 0-3<br>K  | 2  | 0 | 0 | 0   | 0  | 0  | 1   |
| Jose Cruz, L<br>OBP: 0.315, SLG: 0.390 (9, PH)           |                            |                    |                   |            |                  |           | 1-2                |           |           | 1  | 0 | 0 | 0   | 0  | 1  | 0   |

| Inning Stats                                 | R: 1 | H: 2 | E: 0 | K: 0 | S: 4 | LOB: 0 | BB: 0 | P: 4 | R: 0 | H: 1 | E: 0 | K: 0 | S: 3 | LOB: 1 | BB: 1 | P: 7 | R: 0 | H: 1 | E: 0 | K: 1 | S: 6 | LOB: 1 | BB: 0 | P: 6 | R: 0 | H: 1 | E: 0 | K: 1 | S: 6 | LOB: 2 | BB: 1 | P: 10 | R: 0 | H: 1 | E: 0 | K: 0 | S: 4 | LOB: 1 | BB: 0 | P: 4 | R: 0 | H: 1 | E: 0 | K: 1 | S: 6 | LOB: 1 | BB: 0 | P: 8 | R: 0 | H: 1 | E: 0 | K: 2 | S: 8 | LOB: 1 | BB: 0 | P: 8 | R: 0 | H: 1 | E: 0 | K: 2 | S: 8 | LOB: 1 | BB: 0 | P: 8 | R: 0 | H: 0 | E: 0 | K: 1 | S: 5 | LOB: 0 | BB: 0 | P: 5 | 1B: 5 | 2B: 4 | 3B: 0 | HR: 0 | SF: 0 | SAC: 1 | DP: 1 | HBP: 0 | WP: 0 | PB: 0 | SB: 1 | CS: 1 | PA: 36 |
|--|------|------|------|------|------|--------|-------|------|------|------|------|------|------|--------|-------|------|------|------|------|------|------|--------|-------|------|------|------|------|------|------|--------|-------|-------|------|------|------|------|------|--------|-------|------|------|------|------|------|------|--------|-------|------|------|------|------|------|------|--------|-------|------|------|------|------|------|------|--------|-------|------|------|------|------|------|------|--------|-------|------|-------|-------|-------|-------|-------|--------|-------|--------|-------|-------|-------|-------|--------|
| PITCHER<br>Tom Seaver, R<br>ERA: 1.96 (1, 1) | IP   | WLS  | BF   | H    | R    | ER     | SO    | BB   | IBB  | HBP  | BLK  | WP   | HR   | S      | P     | ERA  | WHIP | IP   | WLS  | BF   | H    | R      | ER    | SO   | BB   | IBB  | HBP  | BLK  | WP   | HR     | S     | P     | ERA  | WHIP | IP   | WLS  | BF   | H      | R     | ER   | SO   | BB   | IBB  | HBP  | BLK  | WP     | HR    | S    | P    | ERA  | WHIP |      |      |        |       |      |      |      |      |      |      |        |       |      |      |      |      |      |      |        |       |      |       |       |       |       |       |        |       |        |       |       |       |       |        |

**BOTTOM**

**New York Mets @ St. Louis Cardinals**  
 Busch Stadium, St. Louis, MO  
 Fri Jul 27 1973, 7:05 PM CDT  
 Att. 26,379 - Unknown

|            |           |
|------------|-----------|
| <b>AB</b>  | <b>33</b> |
| <b>R</b>   | <b>1</b>  |
| <b>H</b>   | <b>9</b>  |
| <b>RBI</b> | <b>0</b>  |
| <b>BB</b>  | <b>2</b>  |
| <b>SO</b>  | <b>8</b>  |
| <b>LOB</b> | <b>18</b> |



| Batter   | 1   | 2   | 3   | 4   | 5   | 6   | 7   | 8   | 9   | AB R H RBI BB SO LOB  | TOP                                     |   |
|--|---|---|---|---|---|---|---|---|---|---|---|---|
| Ron Hunt, R (1, 4)<br>OBP: 0.412, SLG: 0.337<br>Pat Jarvis, R (5, 1)<br>Clyde Mashore, R (7, PH)<br>OBP: 0.311, SLG: 0.352<br>Bill Stoneman, R (7, 1)<br>OBP: 0.283, SLG: 0.071<br>Ron Fairly, L (9, PH)<br>OBP: 0.455, SLG: 0.450 | 0-0<br>5-3  |   | 0-0<br>1B<br>2B                                     |   | 0-0<br>1-3  |   | 4-0<br>FC6-4<br>BB                                  |   | 0-0<br>3-1  | 3 1 1 0 0 0 0<br>0 0 0 0 0 0 0<br>0 0 0 0 1 0 0<br>0 0 0 0 0 0 0<br>1 0 0 0 0 0 1 |   |   |
| Mike Jorgensen, L (1, 7)   | 0-0<br>5-3<br>1B                                      |   | 0-0<br>FC6-4<br>1B                                  |   | 0-0<br>1B<br>2B                                     |   | 0-0<br>FC6-4<br>1-2f                                |   |   | 4 1 3 1 0 0 1   |   |   |
| Ron Woods, R (1, 8)<br>OBP: 0.341, SLG: 0.314  | 0-0<br>5-3<br>1-2                                     |   | 0-0<br>FC6-4<br>FC6-4<br>1-2f                       |   | 0-0<br>1B   |   |   | 0-0<br>F8   |   | 4 0 1 1 0 0 2   |   |   |
| Hal Breeden, R (1, 3)<br>OBP: 0.375, SLG: 0.538  | 0-0<br>6-3  |   | 0-0<br>FC6-4<br>1-2f                                |   | 0-0<br>F8   |   |   | 0-3<br>K  |   | 4 0 0 0 0 1 3   |   |   |
| Bob Bailey, R (1, 5)<br>OBP: 0.378, SLG: 0.521   |   | 0-0<br>L7   |   | 0-0<br>F9   |   | 0-0<br>5-3  |   | 0-0<br>5-3  |   | 4 0 0 0 0 0 0   |   |   |
| Ken Singleton, S (1, 9)<br>OBP: 0.405, SLG: 0.471  |   | 0-0<br>FC4-6<br>1B                                  |   | 0-0<br>F9   |   | 0-0<br>5-3  |   | 0-0<br>F9   |   | 4 0 1 0 0 0 0   |   |   |
| John Boccabella, R (1, 2)<br>OBP: 0.303, SLG: 0.338  |   | 0-0<br>FC4-6<br>1-2f                                |   | 0-0<br>1B   |   | 0-0<br>P4   |   | 0-0<br>E7<br>6-3                                    |   | 4 1 1 0 0 0 1   |   |   |
| Pepe Frias, R (1, 6)<br>OBP: 0.238, SLG: 0.263   |   | 0-3<br>K  |   | 0-0<br>1-3  |   | 0-0<br>6-3  |   | 0-0<br>6-3  |   | 4 0 0 1 0 1 2   |   |   |
| Mike Torrez, R (1, 1)<br>OBP: 0.238, SLG: 0.262<br>Mickey Scott, L (2, 1)<br>Jim Cox, R (5, PH)<br>OBP: 0.333, SLG: 0.375  |   |   | 0-3<br>K  |   | 0-0<br>2-3  |   | 0-0<br>F8   |   | 0-0<br>1B   | 0 0 0 0 0 0 0<br>1 0 0 0 0 1 0<br>3 0 1 0 0 0 0                                   |   |   |
| <b>Inning Stats</b>  | R: 0 H: 1<br>E: 0 LOB: 1<br>K: 0 BB: 0<br>S: 4 P: 4   | R: 0 H: 1<br>E: 0 LOB: 1<br>K: 1 BB: 0<br>S: 6 P: 6 | R: 1 H: 2<br>E: 0 LOB: 1<br>K: 1 BB: 0<br>S: 7 P: 7 | R: 0 H: 1<br>E: 0 LOB: 1<br>K: 0 BB: 0<br>S: 4 P: 4 | R: 1 H: 2<br>E: 0 LOB: 1<br>K: 0 BB: 0<br>S: 5 P: 5 | R: 0 H: 0<br>E: 0 LOB: 0<br>K: 0 BB: 0<br>S: 3 P: 3 | R: 0 H: 0<br>E: 0 LOB: 1<br>K: 0 BB: 1<br>S: 3 P: 7 | R: 0 H: 0<br>E: 0 LOB: 0<br>K: 1 BB: 0<br>S: 5 P: 5 | R: 1 H: 1<br>E: 1 LOB: 1<br>K: 0 BB: 0<br>S: 5 P: 5 | 1B: 6 SF: 0<br>2B: 2 SAC: 0<br>3B: 0 DP: 0<br>HR: 0 HBP: 0                        | WP: 0 PA: 37<br>PB: 0<br>SB: 0<br>CS: 0 |   |
| <b>PITCHER</b><br>George Stone, L (1, 1)<br>ERA: 2.66  | IP WLS BF H R ER SO BB IBB HBP BLK WP HR S P ERA WHIP |   |   |   |   |   |   |   |   |   |   | <b>PITCHER</b><br>IP WLS BF H R ER SO BB IBB HBP BLK WP HR S P ERA WHIP |

**Montreal Expos @ New York Mets**  
 Shea Stadium, Flushing, NY  
 Sat Jul 28 1973, 7:05 PM EDT  
 Att: 26,600 - Unknown

[livebaseballscorecards.com](http://livebaseballscorecards.com)

|            |    |
|------------|----|
| <b>AB</b>  | 36 |
| <b>R</b>   | 3  |
| <b>H</b>   | 8  |
| <b>RBI</b> | 3  |
| <b>BB</b>  | 1  |
| <b>SO</b>  | 3  |
| <b>LOB</b> | 10 |





| Batter  | 1   | 2                               | 3                                  | 4                               | 5                                | 6                               | 7                            | 8                                   | 9                               | AB R H RBI BB SO LOB   | TOP                          |                                  |   |                                 |                              |                                  |                              |                                 |                                  |                                    |                                  |        |
|---|---|---------------------------------|------------------------------------|---------------------------------|----------------------------------|---------------------------------|------------------------------|-------------------------------------|---------------------------------|--|------------------------------|----------------------------------|---|---------------------------------|------------------------------|----------------------------------|------------------------------|---------------------------------|----------------------------------|------------------------------------|----------------------------------|--------|
| Ron Hunt, R (1, 4)<br>OBP: 0.413, SLG: 0.337        | 0-0<br>F8   |                                 | 0-0<br>SH<br>G6-4-3 1B<br>1-2 2-3  |                                 | 0-0<br>FC1-4<br>WP<br>1B<br>1-2f |                                 | 0-0<br>G5-4-3<br>1B          | 1-0<br>HBP                          |                                 | 3 1 1 0 0 0 1  |                              |                                  |   |                                 |                              |                                  |                              |                                 |                                  |                                    |                                  |        |
| Ron Woods, R (1, 8)<br>OBP: 0.347, SLG: 0.318       | 4-0<br>G5-4-3<br>BB                                   |                                 | 0-0<br>G6-4-3<br>1B<br>1-2 2-3 3-H |                                 | 0-0<br>1B<br>1-H                 |                                 | 0-0<br>G5-4-3<br>1-2f        | 0-0<br>1-3                          |                                 | 3 0 2 2 1 0 1<br>1 0 0 0 0 0 3   |                              |                                  |   |                                 |                              |                                  |                              |                                 |                                  |                                    |                                  |        |
| Ken Singleton, S (1, 9)<br>OBP: 0.405, SLG: 0.472   | 0-0<br>G5-4-3<br>1-2f                                 |                                 | 0-0<br>G6-4-3<br>1-2f 2-3 3-H      |                                 | 0-3<br>K                         |                                 |                              | 0-0<br>FC3-6<br>1B                  | 0-0<br>SH1-4<br>2B              | 5 0 2 0 0 1 4  |                              |                                  |   |                                 |                              |                                  |                              |                                 |                                  |                                    |                                  |        |
| Hal Breeden, R (1, 3)<br>OBP: 0.366, SLG: 0.523     |   | 0-0<br>F3                       | 0-0<br>5-3                         |                                 | 0-0<br>F8                        |                                 |                              | 0-0<br>FC3-6<br>2B<br>1-2f          | 0-0<br>SH1-4<br>2-3             | 4 0 0 0 0 0 2<br>0 1 0 0 0 0 0   |                              |                                  |   |                                 |                              |                                  |                              |                                 |                                  |                                    |                                  |        |
| Larry Lintz, S (8, PR)<br>OBP: 0.333, SLG: 0.250    |   |                                 |                                    |                                 |                                  |                                 |                              |                                     |                                 |  |                              |                                  |   |                                 |                              |                                  |                              |                                 |                                  |                                    |                                  |        |
| Bob Bailey, R (1, 5)<br>OBP: 0.384, SLG: 0.534      |   | 0-0<br>S<br>2B                  |                                    | 0-0<br>F9<br>CS<br>2B           |                                  | 4-0<br>FC5-4<br>BB              |                              | 0-0<br>BB<br>FC5-2<br>2B<br>1-H     | 0-3<br>K                        | 4 0 3 1 1 1 1  |                              |                                  |   |                                 |                              |                                  |                              |                                 |                                  |                                    |                                  |        |
| John Boccabella, R (1, 2)<br>OBP: 0.301, SLG: 0.333 |   | 0-0<br>5-3<br>2-3               |                                    | 0-0<br>F9<br>2-3                |                                  | 0-0<br>FC5-4<br>E<br>1-2f       |                              | 4-0<br>FC5-2<br>1B<br>IBB           | 0-0<br>6-3                      | 4 1 0 0 1 0 4  |                              |                                  |   |                                 |                              |                                  |                              |                                 |                                  |                                    |                                  |        |
| Clyde Mashore, R (1, 7)<br>OBP: 0.318, SLG: 0.351   |   | 0-0<br>5-3                      |                                    | 0-3<br>K<br>3-H                 |                                  | 0-0<br>E6<br>1-3<br>1B          |                              | 4-0<br>FC5-2<br>1B<br>BB<br>1-2 2-3 |                                 | 3 1 1 0 0 1 1 2  |                              |                                  |   |                                 |                              |                                  |                              |                                 |                                  |                                    |                                  |        |
| Pepe Frias, R (1, 6)<br>OBP: 0.247, SLG: 0.261      |   |                                 | 4-0<br>SH<br>1B<br>BB              |                                 | 4-0<br>FC1-4<br>BB               |                                 |                              | 0-0<br>FC5-2<br>1B<br>1-2 2-3 3-Hf  |                                 | 1 1 0 0 2 1 2<br>1 0 0 0 0 0 3   |                              |                                  |   |                                 |                              |                                  |                              |                                 |                                  |                                    |                                  |        |
| Mike Jorgensen, L (8, PH)<br>OBP: 0.354, SLG: 0.363 |   |                                 |                                    |                                 |                                  |                                 |                              |                                     |                                 |  |                              |                                  |   |                                 |                              |                                  |                              |                                 |                                  |                                    |                                  |        |
| Craig Caskey, S (1, 1)<br>OBP: 0.350, SLG: 0.333    |   |                                 | 0-0<br>SH<br>1B<br>SH<br>G6-4-3    |                                 | 0-0<br>F7                        |                                 |                              | 0-0<br>6-3                          | 0-0<br>HBP<br>1B<br>1-3 2-H 3-H | 0 1 0 0 0 0 0<br>1 0 0 0 0 0 0 1<br>0 0 0 0 0 0 0 0<br>0 0 0 0 0 0 0 0<br>2 0 1 2 0 0 0 0<br>0 0 0 0 0 0 0 0 |                              |                                  |   |                                 |                              |                                  |                              |                                 |                                  |                                    |                                  |        |
| Steve Renko, R (5, PH)<br>OBP: 0.350, SLG: 0.333    |   |                                 |                                    |                                 |                                  |                                 |                              |                                     |                                 |  |                              |                                  |   |                                 |                              |                                  |                              |                                 |                                  |                                    |                                  |        |
| Tom Walker, R (5, 1)<br>OBP: 0.354, SLG: 0.363      |   |                                 |                                    |                                 |                                  |                                 |                              |                                     |                                 |  |                              |                                  |   |                                 |                              |                                  |                              |                                 |                                  |                                    |                                  |        |
| Pat Jarvis, R (5, 1)<br>OBP: 0.455, SLG: 0.451      |   |                                 |                                    |                                 |                                  |                                 |                              |                                     |                                 |  |                              |                                  |   |                                 |                              |                                  |                              |                                 |                                  |                                    |                                  |        |
| Ron Fairly, L (7, PH)<br>OBP: 0.455, SLG: 0.451     |   |                                 |                                    |                                 |                                  |                                 |                              |                                     |                                 |  |                              |                                  |   |                                 |                              |                                  |                              |                                 |                                  |                                    |                                  |        |
| Jim Lyttle, L (8, PR)<br>OBP: 0.417, SLG: 0.700     |   |                                 |                                    |                                 |                                  |                                 |                              |                                     |                                 |  |                              |                                  |   |                                 |                              |                                  |                              |                                 |                                  |                                    |                                  |        |
| <b>Inning Stats</b>                                 | R: 0<br>E: 0<br>K: 0<br>S: 2                          | H: 0<br>LOB: 0<br>BB: 1<br>P: 6 | R: 0<br>E: 0<br>K: 0<br>S: 4       | H: 1<br>LOB: 1<br>BB: 0<br>P: 4 | R: 2<br>E: 1<br>K: 0<br>S: 5     | H: 1<br>LOB: 1<br>BB: 1<br>P: 9 | R: 0<br>E: 0<br>K: 1<br>S: 5 | H: 1<br>LOB: 0<br>BB: 0<br>P: 5     | R: 1<br>E: 0<br>K: 1<br>S: 6    | H: 1<br>LOB: 1<br>BB: 1<br>P: 10   | R: 0<br>E: 1<br>K: 1<br>S: 6 | H: 1<br>LOB: 2<br>BB: 1<br>P: 10 | R: 0<br>E: 0<br>K: 0<br>S: 3                          | H: 1<br>LOB: 0<br>BB: 0<br>P: 3 | R: 3<br>E: 0<br>K: 0<br>S: 6 | H: 3<br>LOB: 3<br>BB: 2<br>P: 15 | R: 0<br>E: 0<br>K: 1<br>S: 6 | H: 1<br>LOB: 1<br>BB: 0<br>P: 6 | 1B: 6<br>2B: 4<br>3B: 0<br>HR: 0 | SF: 0<br>SAC: 3<br>DP: 3<br>HBP: 1 | WP: 1<br>PB: 0<br>SB: 1<br>CS: 1 | PA: 42 |
| <b>PITCHER</b>                                      | IP WLS BF H R ER SO BB IBB HBP BLK WP HR S P ERA WHIP |                                 |                                    |                                 |                                  |                                 |                              |                                     |                                 |  |                              |                                  | IP WLS BF H R ER SO BB IBB HBP BLK WP HR S P ERA WHIP |                                 |                              |                                  |                              |                                 |                                  |                                    |                                  |        |
| Ray Sadecki, L (1, 1)<br>ERA: 3.49                  | 7.2 L 37 9 6 5 3 5 1 1 0 1 0 36 61 5.87 1.826         |                                 |                                    |                                 |                                  |                                 |                              |                                     |                                 |  |                              |                                  |   |                                 |                              |                                  |                              |                                 |                                  |                                    |                                  |        |
| Harry Parker, R (8, 1)<br>ERA: 3.73                 | 0.1 1 0 0 0 0 0 0 0 0 0 0 0 1 1 0.00 0.000            |                                 |                                    |                                 |                                  |                                 |                              |                                     |                                 |  |                              |                                  |   |                                 |                              |                                  |                              |                                 |                                  |                                    |                                  |        |
| Buzz Capra, R (9, 1)<br>ERA: 4.58                   | 1.0 4 1 0 0 1 0 0 0 0 0 0 0 6 6 0.00 1.000            |                                 |                                    |                                 |                                  |                                 |                              |                                     |                                 |  |                              |                                  |   |                                 |                              |                                  |                              |                                 |                                  |                                    |                                  |        |

**Montreal Expos @ New York Mets**  
Shea Stadium, Flushing, NY  
Sun Jul 29 1973, 3:33 AM EDT  
Att. 28,205 - Unknown

livebaseballscorecards.com

|     |    |
|-----|----|
| AB  | 32 |
| R   | 6  |
| H   | 10 |
| RBI | 5  |
| BB  | 6  |
| SO  | 4  |
| LOB | 24 |



**BOTTOM**

**Montreal Expos @ New York Mets**  
 Shea Stadium, Flushing, NY  
 Sun Jul 29 1973, 3:33 AM EDT  
 Att. 28,205 - Unknown

livebaseballscorecards.com

|            |           |
|------------|-----------|
| <b>AB</b>  | <b>34</b> |
| <b>R</b>   | <b>4</b>  |
| <b>H</b>   | <b>13</b> |
| <b>RBI</b> | <b>4</b>  |
| <b>BB</b>  | <b>7</b>  |
| <b>SO</b>  | <b>3</b>  |
| <b>LOB</b> | <b>18</b> |



|       |        |
|-------|--------|
| WP: 1 | PA: 42 |
| PB: 1 |        |
| SB: 1 |        |
| CS: 0 |        |


AB R H RBI BB SO LOB

|   |   |   |   |   |   |   |
|---|---|---|---|---|---|---|
| 3 | 0 | 0 | 0 | 2 | 0 | 1 |
| 5 | 1 | 2 | 1 | 0 | 0 | 5 |
| 3 | 1 | 2 | 1 | 1 | 0 | 0 |
| 5 | 1 | 3 | 0 | 0 | 1 | 3 |
| 1 | 0 | 0 | 0 | 0 | 1 | 0 |
| 1 | 0 | 1 | 2 | 1 | 0 | 0 |
| 1 | 0 | 0 | 0 | 1 | 0 | 1 |
| 0 | 0 | 0 | 0 | 0 | 0 | 0 |
| 5 | 0 | 1 | 0 | 0 | 0 | 4 |
| 3 | 0 | 2 | 0 | 1 | 0 | 0 |
| 4 | 0 | 0 | 0 | 0 | 0 | 4 |
| 3 | 1 | 2 | 0 | 0 | 1 | 0 |
| 0 | 0 | 0 | 0 | 0 | 0 | 0 |
| 0 | 0 | 0 | 0 | 1 | 0 | 0 |
| 0 | 0 | 0 | 0 | 0 | 0 | 0 |

| Batter   | 1                             | 2                          | 3              | 4                       | 5                      | 6                     | 7                          | 8                                     | 9                          |
|--|-------------------------------|----------------------------|----------------|-------------------------|------------------------|-----------------------|----------------------------|---------------------------------------|----------------------------|
| Willie Mays, R<br>OBP: 0.294, SLG: 0.342<br>(1, 8)   | 0-0<br>6-3<br>1               |                            | 0-0<br>F9<br>2 |                         | 0-0<br>F8<br>2-3       | 4-0<br>BB<br>1-2      |                            | 4-0<br>BB<br>1-2<br>2-3               |                            |
| Felix Millan, R<br>OBP: 0.339, SLG: 0.376<br>(1, 4)  | 0-0<br>PB<br>2B               |                            | 0-0<br>G3<br>3 |                         | 0-0<br>WP<br>1B<br>3-H | 0-0<br>F2<br>3        |                            | 0-0<br>F9<br>3                        |                            |
| Rusty Staub, L<br>OBP: 0.357, SLG: 0.440<br>(1, 9)   | 4-0<br>BB<br>2-3<br>8-4<br>BB |                            |                | 1-0<br>1B<br>2B<br>HBP  | 0-0<br>1B<br>1-H       |                       | 0-0<br>F7<br>1             |                                       | 0-0<br>2B                  |
| Cleon Jones, R<br>OBP: 0.331, SLG: 0.406<br>(1, 7)   | 0-0<br>8-4<br>1-2f<br>3       |                            |                | 0-0<br>2B<br>1B<br>1-2  | 0-0<br>BB<br>1B        |                       | 0-0<br>G3-6-3<br>1B        |                                       | 0-3<br>K<br>1              |
| John Milner, L<br>OBP: 0.330, SLG: 0.465<br>(1, 3)   |                               | 0-3<br>K<br>3              |                | 0-0<br>2B<br>1-H<br>2-H | 4-0<br>BB<br>1-2       |                       | 0-0<br>G3-6-3<br>1-2f<br>2 |                                       | 4-0<br>BB<br>G5-4-3<br>BB  |
| Jim Beauchamp, R<br>OBP: 0.364, SLG: 0.362<br>(4, 3) |                               |                            |                |                         |                        |                       |                            |                                       |                            |
| Ed Kranepool, L<br>OBP: 0.308, SLG: 0.320<br>(7, 3)  |                               |                            |                |                         |                        |                       |                            |                                       |                            |
| Ted Martinez, R<br>OBP: 0.268, SLG: 0.253<br>(9, PR) |                               |                            |                |                         |                        |                       |                            |                                       |                            |
| Jerry Grote, R<br>OBP: 0.232, SLG: 0.256<br>(1, 2)   |                               | 0-0<br>1B<br>2B            |                | 0-0<br>6-3<br>2         | 0-0<br>F7<br>3         |                       |                            | 0-0<br>F7<br>1                        | 0-0<br>G5-4-3<br>1-2f<br>2 |
| Wayne Garrett, L<br>OBP: 0.345, SLG: 0.366<br>(1, 5) |                               | 0-0<br>G5-4-3<br>2-3<br>1B |                | 0-0<br>S<br>1B          |                        | 0-0<br>4-3<br>1       |                            | 4-0<br>BB<br>FC1-6<br>BB              |                            |
| Bud Harrelson, S<br>OBP: 0.347, SLG: 0.300<br>(1, 6) |                               | 0-0<br>G5-4-3<br>1-2f<br>3 |                | 0-0<br>F8<br>1-2<br>3   |                        | 0-0<br>P6<br>2        |                            | 0-0<br>BB<br>BB<br>FC1-6<br>1-2f<br>2 |                            |
| Ray Sadecki, L<br>OBP: 0.250, SLG: 0.375<br>(1, 1)   |                               |                            | 0-3<br>K<br>1  |                         |                        | 0-0<br>F8<br>1B<br>2B |                            | 4-0<br>BB<br>1-2<br>BB                |                            |
| Harry Parker, R<br>OBP: 0.118, SLG: 0.118<br>(8, 1)  |                               |                            |                |                         |                        |                       |                            |                                       |                            |
| Ken Boswell, L<br>OBP: 0.256, SLG: 0.329<br>(8, PH)  |                               |                            |                |                         |                        |                       |                            |                                       |                            |
| Buzz Capra, R<br>(9, 1)                              |                               |                            |                |                         |                        |                       |                            |                                       |                            |

| Inning Stats | R: 0 | H: 1 | E: 0 | K: 3 | S: 3 | R: 0 | H: 2 | E: 0 | K: 1 | S: 6 | R: 0 | H: 0 | E: 0 | K: 1 | S: 5 | R: 2 | H: 3 | E: 0 | K: 0 | S: 5 | R: 2 | H: 4 | E: 0 | K: 0 | S: 6 | R: 0 | H: 1 | E: 0 | K: 0 | S: 4 | R: 0 | H: 1 | E: 0 | K: 0 | S: 3 | R: 0 | H: 0 | E: 0 | K: 0 | S: 3 | R: 0 | H: 1 | E: 0 | K: 1 | S: 5 | 1B: 8 | 2B: 6 | 3B: 0 | HR: 0 | SF: 0 | SAC: 0 | DP: 4 | HBP: 1 | WP: 1 | PA: 42 |
|--------------|------|------|------|------|------|------|------|------|------|------|------|------|------|------|------|------|------|------|------|------|------|------|------|------|------|------|------|------|------|------|------|------|------|------|------|------|------|------|------|------|------|------|------|------|------|-------|-------|-------|-------|-------|--------|-------|--------|-------|--------|
|--------------|------|------|------|------|------|------|------|------|------|------|------|------|------|------|------|------|------|------|------|------|------|------|------|------|------|------|------|------|------|------|------|------|------|------|------|------|------|------|------|------|------|------|------|------|------|-------|-------|-------|-------|-------|--------|-------|--------|-------|--------|

| PITCHER                                 | IP  | WLS | BF | H | R | ER | SO | BB | IBB | HBP | BLK | WP | HR | S  | P  | ERA   | WHIP  |
|---|-----|-----|----|---|---|----|----|----|-----|-----|-----|----|----|----|----|-------|-------|
| Craig Caskey, L<br>ERA: 3.72<br>(1, 1)  | 4.0 |     | 17 | 6 | 2 | 2  | 2  | 1  | 0   | 0   | 0   | 0  | 0  | 19 | 24 | 4.50  | 1.750 |
| Tom Walker, R<br>ERA: 3.47<br>(5, 1)    | 0.2 |     | 6  | 4 | 2 | 2  | 0  | 1  | 0   | 0   | 0   | 1  | 0  | 5  | 9  | 27.00 | 7.500 |
| Pat Jarvis, R<br>ERA: 2.76<br>(5, 1)    | 1.1 |     | 6  | 1 | 0 | 0  | 0  | 1  | 0   | 0   | 0   | 0  | 0  | 5  | 9  | 0.00  | 1.500 |
| Mike Marshall, R<br>ERA: 2.76<br>(7, 1) | 3.0 | W   | 13 | 2 | 0 | 0  | 1  | 4  | 0   | 0   | 0   | 0  | 0  | 11 | 27 | 0.00  | 2.000 |

| Batter   | 1   | 2                               | 3                            | 4                               | 5                            | 6                               | 7                            | 8                               | 9                            | AB R H RBI BB SO LOB            | TOP   |                                 |                              |                                 |                              |                                 |                                  |                                    |                                  |   |
|--|---|---------------------------------|------------------------------|---------------------------------|------------------------------|---------------------------------|------------------------------|---------------------------------|------------------------------|---------------------------------|---|---------------------------------|------------------------------|---------------------------------|------------------------------|---------------------------------|----------------------------------|------------------------------------|----------------------------------|---|
| Ron Hunt, R (1, 4)<br>OBP: 0.416, SLG: 0.338   | 4-0<br>SH1-3<br>BB  |                                 | 4-0<br>S<br>BB               |                                 |                              | 0-0<br>6-3                      |                              |                                 | 0-0<br>SH3-4<br>2B<br>1B     | 2 1 1 0 2 0 0                   |   |                                 |                              |                                 |                              |                                 |                                  |                                    |                                  |   |
| Ron Woods, R (1, 8)<br>OBP: 0.345, SLG: 0.316  | 0-0<br>SH1-3  |                                 | 0-0<br>P6                    |                                 |                              | 0-0<br>1-3                      |                              |                                 | 0-0<br>SH3-4                 | 2 0 0 0 0 0 1                   |   |                                 |                              |                                 |                              |                                 |                                  |                                    |                                  |   |
| Ken Singleton, S (1, 9)<br>OBP: 0.403, SLG: 0.473  | 0-3<br>K  |                                 |                              |                                 | 0-0<br>L3                    |                                 |                              |                                 | 0-0<br>1B<br>2B              | 4 0 1 1 0 1 1                   |   |                                 |                              |                                 |                              |                                 |                                  |                                    |                                  |   |
| Hal Breeden, R (1, 3)<br>OBP: 0.364, SLG: 0.516<br>Mike Jorgensen, L (9, PR)<br>OBP: 0.354, SLG: 0.363 | 0-0<br>P3   |                                 |                              |                                 | 0-3<br>K                     |                                 |                              | 0-0<br>6-3                      | 0-0<br>1B                    | 4 0 1 0 0 1 1<br>0 0 0 0 0 0 0  |   |                                 |                              |                                 |                              |                                 |                                  |                                    |                                  |   |
| Bob Bailey, R (1, 5)<br>OBP: 0.382, SLG: 0.529   |   |                                 |                              |                                 | 0-0<br>P6                    |                                 |                              | 0-0<br>6-3                      | 4-0<br>IBB                   | 3 0 0 0 1 1 0                   |   |                                 |                              |                                 |                              |                                 |                                  |                                    |                                  |   |
| John Boccabella, R (1, 2)<br>OBP: 0.297, SLG: 0.329  |   |                                 |                              |                                 | 0-0<br>5-3                   |                                 |                              | 0-0<br>6-3                      | 0-0<br>F8                    | 4 0 0 0 0 0 2                   |   |                                 |                              |                                 |                              |                                 |                                  |                                    |                                  |   |
| Clyde Mashore, R (1, 7)<br>OBP: 0.310, SLG: 0.340  |   |                                 |                              |                                 | 0-3<br>K                     |                                 |                              | 0-0<br>L5                       |                              | 3 0 0 0 0 2 0                   | AB 28<br>R 1<br>H 4<br>RBI 1<br>BB 3<br>SO 7<br>LOB 6                                 |                                 |                              |                                 |                              |                                 |                                  |                                    |                                  |   |
| Pepe Frias, R (1, 6)<br>OBP: 0.248, SLG: 0.262   |   |                                 |                              |                                 | 0-0<br>4-3                   |                                 |                              | 0-0<br>4-3                      |                              | 3 0 1 0 0 0 0                   |   |                                 |                              |                                 |                              |                                 |                                  |                                    |                                  |   |
| Steve Rogers, R (1, 1)<br>OBP: 0.333, SLG: 0.143   |   |                                 |                              |                                 | 0-3<br>K                     |                                 |                              | 0-3<br>K                        |                              | 3 0 0 0 0 2 1                   |  |                                 |                              |                                 |                              |                                 |                                  |                                    |                                  |   |
| <b>Inning Stats</b>  | R: 0<br>E: 0<br>K: 1<br>S: 5  | H: 0<br>LOB: 1<br>BB: 1<br>P: 9 | R: 0<br>E: 0<br>K: 2<br>S: 7 | H: 0<br>LOB: 0<br>BB: 0<br>P: 7 | R: 0<br>E: 0<br>K: 1<br>S: 5 | H: 0<br>LOB: 1<br>BB: 1<br>P: 9 | R: 0<br>E: 0<br>K: 1<br>S: 6 | H: 1<br>LOB: 1<br>BB: 0<br>P: 6 | R: 0<br>E: 0<br>K: 0<br>S: 3 | H: 0<br>LOB: 0<br>BB: 0<br>P: 3 | R: 0<br>E: 0<br>K: 0<br>S: 3  | H: 0<br>LOB: 0<br>BB: 0<br>P: 3 | R: 0<br>E: 0<br>K: 1<br>S: 5 | H: 0<br>LOB: 0<br>BB: 0<br>P: 5 | R: 1<br>E: 0<br>K: 0<br>S: 5 | H: 3<br>LOB: 2<br>BB: 1<br>P: 9 | 1B: 3<br>2B: 1<br>3B: 0<br>HR: 0 | SF: 0<br>SAC: 2<br>DP: 0<br>HBP: 0 | WP: 0<br>PB: 0<br>SB: 1<br>CS: 0 | PA: 33  |
| <b>PITCHER</b><br>Jon Mattack, L (1, 1)<br>ERA: 3.51   | IP 9.0<br>WLS L<br>BF 33<br>H 4<br>R 1<br>ER 1<br>SO 7<br>BB 2<br>IBB 1<br>HBP 0<br>BLK 0<br>WP 0<br>HR 0<br>S 44<br>P 56<br>ERA 1.00<br>WHIP 0.667 |                                 |                              |                                 |                              |                                 |                              |                                 |                              |                                 |   |                                 |                              |                                 |                              |                                 |                                  |                                    |                                  | <b>PITCHER</b><br>IP WLS BF H R ER SO BB IBB HBP BLK WP HR S P ERA WHIP |

**Montreal Expos @ New York Mets**  
 Shea Stadium, Flushing, NY  
 Mon Jul 30 1973, 7:05 PM EDT  
 Unknown

livebaseballscorecards.com

| Batter  | 1                   | 2                           | 3                   | 4                    | 5                | 6                     | 7         | 8                | 9         | AB | R | H | RBI | BB | SO | LOB |
|---|---------------------|-----------------------------|---------------------|----------------------|------------------|-----------------------|-----------|------------------|-----------|----|---|---|-----|----|----|-----|
| Wayne Garrett, L (1, 5)<br>OBP: 0.347, SLG: 0.365 | 0-0<br>G6-3<br>1B   |                             | 4-0<br>G6-3<br>BB   |                      | 0-0<br>F5        |                       |           | 0-0<br>F9        |           | 3  | 0 | 1 | 0   | 1  | 0  | 2   |
| Felix Millan, R (1, 4)<br>OBP: 0.338, SLG: 0.375  | 0-0<br>G6-3<br>1-2f |                             | 0-0<br>G6-3<br>1-2f |                      | 0-0<br>P6        |                       |           | 0-0<br>CS<br>1B  |           | 4  | 0 | 1 | 0   | 0  | 0  | 4   |
| Rusty Staub, L (1, 9)<br>OBP: 0.358, SLG: 0.439   | 4-0<br>BB           |                             |                     | 0-0<br>F8            |                  | 0-0<br>G3-6-3<br>1B   |           | 0-0<br>L4<br>1-2 |           | 3  | 0 | 1 | 0   | 1  | 0  | 1   |
| Cleon Jones, R (1, 8)<br>OBP: 0.329, SLG: 0.401   | 0-3<br>K            |                             |                     | 0-0<br>FC3-6<br>1B   |                  | 0-3<br>K              |           | 0-0<br>G3        |           | 4  | 0 | 1 | 0   | 0  | 2  | 3   |
| John Milner, L (1, 7)<br>OBP: 0.325, SLG: 0.457   |                     | 0-0<br>3-1                  |                     | 0-0<br>FC3-6<br>1-2f |                  | 0-0<br>G3-6-3<br>1-2f |           | 0-0<br>F9        |           | 4  | 0 | 0 | 0   | 0  | 0  | 2   |
| Ed Kranepool, L (1, 3)<br>OBP: 0.307, SLG: 0.318  |                     | 0-0<br>FC4-6<br>1B          |                     | 0-0<br>1-3           |                  |                       | 0-0<br>F8 |                  | 0-0<br>F7 | 4  | 0 | 1 | 0   | 0  | 0  | 1   |
| Ron Hodges, L (1, 2)<br>OBP: 0.286, SLG: 0.281    |                     | 0-0<br>FC4-6<br>1-2f<br>FC6 |                     |                      | 0-0<br>1B<br>1B  |                       | 0-0<br>G3 |                  | 0-0<br>F6 | 4  | 0 | 1 | 0   | 0  | 0  | 1   |
| Bud Harrelson, S (1, 6)<br>OBP: 0.351, SLG: 0.301 |                     | 0-0<br>FC6                  |                     |                      | 0-0<br>1B<br>1-2 |                       | 4-0<br>BB |                  |           | 2  | 0 | 1 | 0   | 1  | 0  | 1   |
| Jon Matlack, L (1, 1)<br>OBP: 0.217, SLG: 0.100   |                     |                             | 0-0<br>4-3          |                      | 0-0<br>F5        |                       | 0-3<br>K  |                  |           | 3  | 0 | 0 | 0   | 0  | 1  | 3   |

|   |                              |                                 |                              |                                 |                              |                                 |                              |                                 |                              |                                 |                              |                                 |                              |                                 |                              |                                 |                              |                                 |                                  |                                    |                                  |        |    |    |    |     |     |     |    |    |   |   |     |      |
|---|------------------------------|---------------------------------|------------------------------|---------------------------------|------------------------------|---------------------------------|------------------------------|---------------------------------|------------------------------|---------------------------------|------------------------------|---------------------------------|------------------------------|---------------------------------|------------------------------|---------------------------------|------------------------------|---------------------------------|----------------------------------|------------------------------------|----------------------------------|--------|----|----|----|-----|-----|-----|----|----|---|---|-----|------|
| <b>Inning Stats</b>                                   | R: 0<br>E: 0<br>K: 1<br>S: 5 | H: 1<br>LOB: 1<br>BB: 1<br>P: 9 | R: 0<br>E: 0<br>K: 0<br>S: 4 | H: 1<br>LOB: 1<br>BB: 0<br>P: 4 | R: 0<br>E: 0<br>K: 0<br>S: 2 | H: 0<br>LOB: 0<br>BB: 1<br>P: 6 | R: 0<br>E: 0<br>K: 0<br>S: 4 | H: 1<br>LOB: 1<br>BB: 0<br>P: 4 | R: 0<br>E: 0<br>K: 0<br>S: 5 | H: 2<br>LOB: 2<br>BB: 0<br>P: 5 | R: 0<br>E: 0<br>K: 1<br>S: 5 | H: 1<br>LOB: 0<br>BB: 0<br>P: 5 | R: 0<br>E: 0<br>K: 1<br>S: 5 | H: 0<br>LOB: 1<br>BB: 1<br>P: 9 | R: 0<br>E: 0<br>K: 0<br>S: 4 | H: 1<br>LOB: 1<br>BB: 0<br>P: 4 | R: 0<br>E: 0<br>K: 0<br>S: 3 | H: 0<br>LOB: 0<br>BB: 0<br>P: 3 | 1B: 7<br>2B: 0<br>3B: 0<br>HR: 0 | SF: 0<br>SAC: 0<br>DP: 3<br>HBP: 0 | WP: 0<br>PB: 0<br>SB: 0<br>CS: 1 | PA: 34 |    |    |    |     |     |     |    |    |   |   |     |      |
| <b>PITCHER</b><br>Steve Rogers, R (1, 1)<br>ERA: 0.69 | IP<br>9.0                    | WLS<br>W                        | BF<br>34                     | H<br>7                          | R<br>0                       | ER<br>0                         | SO<br>3                      | BB<br>3                         | IBB<br>0                     | HBP<br>0                        | BLK<br>0                     | WP<br>0                         | HR<br>0                      | S<br>37                         | P<br>49                      | ERA<br>0.00                     | WHIP<br>1.111                |                                 |                                  |                                    |                                  |        |    |    |    |     |     |     |    |    |   |   |     |      |
|   |                              |                                 |                              |                                 |                              |                                 |                              |                                 |                              |                                 |                              |                                 |                              |                                 |                              |                                 | <b>PITCHER</b>               | IP                              | WLS                              | BF                                 | H                                | R      | ER | SO | BB | IBB | HBP | BLK | WP | HR | S | P | ERA | WHIP |


**BOTTOM**

**Montreal Expos @ New York Mets**  
**Shea Stadium, Flushing, NY**  
 Mon Jul 30 1973, 7:05 PM EDT  
 Unknown

[livebaseballscorecards.com](http://livebaseballscorecards.com)

|            |           |
|------------|-----------|
| <b>AB</b>  | <b>31</b> |
| <b>R</b>   | <b>0</b>  |
| <b>H</b>   | <b>7</b>  |
| <b>RBI</b> | <b>0</b>  |
| <b>BB</b>  | <b>3</b>  |
| <b>SO</b>  | <b>3</b>  |
| <b>LOB</b> | <b>18</b> |



| Batter   | 1   | 2                               | 3                            | 4                               | 5                            | 6                               | 7                            | 8                               | 9                            | 10                              | AB R H RBI BB SO LOB                            | TOP   |                              |                                 |                              |                                 |                              |                                 |                              |                                  |                                  |                                    |                                  |        |  |  |  |  |  |  |  |
|--|---|---------------------------------|------------------------------|---------------------------------|------------------------------|---------------------------------|------------------------------|---------------------------------|------------------------------|---------------------------------|---|---|------------------------------|---------------------------------|------------------------------|---------------------------------|------------------------------|---------------------------------|------------------------------|----------------------------------|----------------------------------|------------------------------------|----------------------------------|--------|--|--|--|--|--|--|--|
| Ron Hunt, R<br>OBP: 0.418, SLG: 0.338<br>(1, 4) X  | 0-0<br>L5   |                                 |                              | 0-3<br>K                        |                              | 4-0<br>BB SH3-4<br>BB           | 0-0<br>1B                    |                                 |                              | 4-0<br>WP SH1-4<br>2B BB        | 3 1 1 1 2 1 0                                   |   |                              |                                 |                              |                                 |                              |                                 |                              |                                  |                                  |                                    |                                  |        |  |  |  |  |  |  |  |
| Ron Woods, R<br>OBP: 0.344, SLG: 0.316<br>Mike Marshall, R<br>OBP: 0.333, SLG: 0.263<br>(1, 8) X<br>(7, 1)   | 0-0<br>1-3  |                                 |                              | 0-0<br>F9                       |                              | 0-0<br>SH3-4                    | 0-0<br>3-H<br>1B             |                                 |                              | 0-0<br>SH1-4                    | 3 0 1 0 0 0 0<br>0 0 0 0 0 0 0                  |   |                              |                                 |                              |                                 |                              |                                 |                              |                                  |                                  |                                    |                                  |        |  |  |  |  |  |  |  |
| Ken Singleton, S<br>OBP: 0.403, SLG: 0.470<br>(1, 9) X   | 0-0<br>P4   |                                 |                              | 0-0<br>1B                       |                              | 0-3<br>K                        | 0-0<br>F7                    |                                 |                              | 4-0<br>WP<br>2B IBB             | 4 1 1 0 1 1 3                                   |   |                              |                                 |                              |                                 |                              |                                 |                              |                                  |                                  |                                    |                                  |        |  |  |  |  |  |  |  |
| Hal Breeden, R<br>OBP: 0.365, SLG: 0.510<br>(1, 3) X   |   | 0-0<br>G5-4-3<br>1B             |                              | 0-0<br>5-3                      |                              | 4-0<br>BB<br>BB                 |                              |                                 |                              | 0-0<br>5-3                      | 4 0 1 0 1 0 3                                   |   |                              |                                 |                              |                                 |                              |                                 |                              |                                  |                                  |                                    |                                  |        |  |  |  |  |  |  |  |
| Bob Bailey, R<br>OBP: 0.385, SLG: 0.530<br>(1, 5) X  |   | 0-0<br>G5-4-3<br>1-2f           |                              |                                 | 0-0<br>1B<br>2B              | 4-0<br>1-2<br>2-3<br>BB         |                              |                                 |                              | 4-0<br>F7                       | 3 2 1 0 2 0 1                                   |   |                              |                                 |                              |                                 |                              |                                 |                              |                                  |                                  |                                    |                                  |        |  |  |  |  |  |  |  |
| John Boccabella, R<br>OBP: 0.296, SLG: 0.330<br>(1, 2) X   |   | 0-0<br>F9                       |                              |                                 | 0-0<br>6-3                   | 0-0<br>F9                       |                              |                                 |                              | 0-0<br>1-3                      | 5 0 1 3 0 0 4                                   |   |                              |                                 |                              |                                 |                              |                                 |                              |                                  |                                  |                                    |                                  |        |  |  |  |  |  |  |  |
| Clyde Mashore, R<br>OBP: 0.304, SLG: 0.333<br>Mike Jorgensen, L<br>OBP: 0.354, SLG: 0.366<br>(1, 7) X<br>(7, PH)<br>(7, 8)                                       |   |                                 | 0-0<br>6-3                   |                                 | 0-3<br>K                     |                                 | 0-0<br>F8<br>1B<br>2B        |                                 |                              | 0-0<br>2-3                      | 2 0 0 0 0 1 1<br>3 1 1 0 0 0 1                  | AB 35<br>R 5<br>H 8<br>RBI 5<br>BB 6<br>SO 5<br>LOB 16                                |                              |                                 |                              |                                 |                              |                                 |                              |                                  |                                  |                                    |                                  |        |  |  |  |  |  |  |  |
| Pepe Frias, R<br>OBP: 0.252, SLG: 0.266<br>Ron Fairly, L<br>OBP: 0.452, SLG: 0.447<br>(1, 6) X<br>(7, PH)<br>(7, 7)  |   |                                 | 0-3<br>K                     |                                 | 0-0<br>1B                    |                                 | 0-0<br>F8                    |                                 |                              | 0-0<br>F3                       | 2 0 1 1 0 1 0<br>2 0 0 0 0 0 1                  |   |                              |                                 |                              |                                 |                              |                                 |                              |                                  |                                  |                                    |                                  |        |  |  |  |  |  |  |  |
| Steve Renko, R<br>OBP: 0.339, SLG: 0.321<br>Jim Lyttle, L<br>OBP: 0.385, SLG: 0.636<br>Larry Lintz, S<br>OBP: 0.300, SLG: 0.222<br>(1, 1) X<br>(7, PH)<br>(7, 6) |   |                                 | 0-0<br>6-3                   |                                 | 0-3<br>K                     |                                 | 0-0<br>P6                    |                                 |                              | 0-0<br>G3                       | 2 0 0 0 0 1 1<br>1 0 0 0 0 0 1<br>1 0 0 0 0 0 0 |  |                              |                                 |                              |                                 |                              |                                 |                              |                                  |                                  |                                    |                                  |        |  |  |  |  |  |  |  |
| Inning Stats   | R: 0<br>E: 0<br>K: 0<br>S: 3                          | H: 0<br>LOB: 0<br>BB: 0<br>P: 3 | R: 0<br>E: 0<br>K: 0<br>S: 3 | H: 1<br>LOB: 0<br>BB: 0<br>P: 3 | R: 0<br>E: 0<br>K: 1<br>S: 5 | H: 0<br>LOB: 0<br>BB: 0<br>P: 5 | R: 0<br>E: 0<br>K: 1<br>S: 6 | H: 1<br>LOB: 1<br>BB: 0<br>P: 6 | R: 1<br>E: 0<br>K: 2<br>S: 9 | H: 2<br>LOB: 1<br>BB: 0<br>P: 9 | R: 0<br>E: 0<br>K: 1<br>S: 5                    | H: 0<br>LOB: 3<br>BB: 3<br>P: 17  | R: 1<br>E: 0<br>K: 0<br>S: 6 | H: 3<br>LOB: 2<br>BB: 0<br>P: 6 | R: 0<br>E: 0<br>K: 0<br>S: 3 | H: 0<br>LOB: 0<br>BB: 0<br>P: 3 | R: 0<br>E: 0<br>K: 0<br>S: 3 | H: 0<br>LOB: 0<br>BB: 0<br>P: 3 | R: 3<br>E: 0<br>K: 0<br>S: 4 | H: 1<br>LOB: 1<br>BB: 3<br>P: 16 | 1B: 5<br>2B: 3<br>3B: 0<br>HR: 0 | SF: 0<br>SAC: 2<br>DP: 1<br>HBP: 0 | WP: 1<br>PB: 0<br>SB: 0<br>CS: 0 | PA: 43 |  |  |  |  |  |  |  |
| PITCHER  | IP WLS BF H R ER SO BB IBB HBP BLK WP HR S P ERA WHIP |                                 |                              |                                 |                              |                                 |                              |                                 |                              |                                 |   |   |                              |                                 |                              |                                 |                              |                                 |                              |                                  |                                  |                                    |                                  |        |  |  |  |  |  |  |  |
| Tug McGraw, L<br>ERA: 5.77<br>(1, 1)   | 5.2   |                                 | 23                           | 4                               | 1                            | 1                               | 5                            | 3                               | 0                            | 0                               | 0   | 0   | 0                            | 0                               | 0                            | 0                               | 30                           | 42                              | 1.59                         | 1.235                            |                                  |                                    |                                  |        |  |  |  |  |  |  |  |
| Harry Parker, R<br>ERA: 3.68<br>(6, 1)   | 3.1   |                                 | 13                           | 3                               | 1                            | 1                               | 0                            | 0                               | 0                            | 0                               | 0   | 0   | 0                            | 0                               | 0                            | 0                               | 13                           | 13                              | 2.70                         | 0.900                            |                                  |                                    |                                  |        |  |  |  |  |  |  |  |
| Buzz Capra, R<br>ERA: 5.79<br>(10, 1)  | 1.0   | L                               | 7                            | 1                               | 3                            | 3                               | 0                            | 1                               | 2                            | 0                               | 0   | 1   | 0                            | 0                               | 0                            | 0                               | 4                            | 16                              | 27.00                        | 2.000                            |                                  |                                    |                                  |        |  |  |  |  |  |  |  |

**Montreal Expos @ New York Mets**  
Shea Stadium, Flushing, NY  
Mon Jul 30 1973, 7:05 PM EDT  
Att. 25,960 - Unknown

livebaseballscorecards.com



BOTTOM

Montreal Expos @ New York Mets  
Shea Stadium, Flushing, NY  
Mon Jul 30 1973, 7:05 PM EDT  
Att: 25,960 - Unknown

livebaseballscorecards.com

AB 39  
R 2  
H 8  
RBI 2  
BB 3  
SO 4  
LOB 20



WP: 1 PA: 43  
PB: 0  
SB: 0  
CS: 0

AB R H RBI BB SO LOB

3 0 1 0 2 0 1

4 0 2 1 0 0 2

5 0 1 0 0 0 3

4 1 0 0 1 0 3

3 0 0 0 0 1 1  
2 0 0 0 0 1 2

5 0 3 1 0 0 0

5 0 0 0 0 0 3

4 1 1 0 0 1 2

2 0 0 0 0 1 1

1 0 0 0 0 0 2

1 0 0 0 0 0 0

0 0 0 0 0 0 0

1B: 6 SF: 0  
2B: 1 SAC: 1  
3B: 1 DP: 0  
HR: 0 HBP: 0

| Batter   | 1                    | 2          | 3          | 4                        | 5               | 6                | 7                      | 8         | 9          | 10         |
|--|----------------------|------------|------------|--------------------------|-----------------|------------------|------------------------|-----------|------------|------------|
| Wayne Garrett, L<br>OBP: 0.350, SLG: 0.365 (1, 5)  | 4-0<br>FC6-4<br>BB   |            | 4-0<br>BB  |                          | 0-0<br>4-3      |                  | 0-0<br>1-3 SH3-4<br>1B |           | 0-0<br>P6  |            |
| Felix Millan, R<br>OBP: 0.340, SLG: 0.379 (1, 4)   | 0-0<br>F2            |            | 0-0<br>5-3 |                          | 0-0<br>1B       |                  | 0-0<br>SH3-4<br>1-2    |           | 0-0<br>2B  |            |
| Rusty Staub, L<br>OBP: 0.356, SLG: 0.436 (1, 9)  | 0-0<br>F9            |            |            | 0-0<br>F7                | 0-0<br>1B       |                  | 0-0<br>1-3<br>1B       |           | 0-0<br>5-3 |            |
| Cleon Jones, R<br>OBP: 0.325, SLG: 0.391 (1, 8)<br>(7, 7)  | 0-0<br>FC6-4<br>1-2f |            |            | 0-0<br>E6<br>G3 WP<br>1B | 0-0<br>F8       |                  | 4-0<br>1B              |           |            | 0-0<br>5-3 |
| John Milner, L<br>OBP: 0.322, SLG: 0.452 (1, 7)<br>Don Hahn, R<br>OBP: 0.286, SLG: 0.308 (7, 8)  |                      | 0-0<br>G3  |            | 0-0<br>G3                |                 | 0-3<br>K         | 0-3<br>K               |           |            | 0-0<br>6-3 |
| Ed Kranepool, L<br>OBP: 0.314, SLG: 0.325 (1, 3)   |                      | 0-0<br>G3  |            | 0-0<br>FC4<br>1B         |                 | 0-0<br>E<br>1B   |                        | 0-0<br>L1 |            | 0-0<br>1B  |
| Jerry Grote, R<br>OBP: 0.220, SLG: 0.242 (1, 2)  |                      | 0-0<br>6-3 |            | 0-0<br>FC4<br>1-2f       |                 | 0-0<br>E5<br>1-2 |                        | 0-0<br>P6 |            | 0-0<br>5-3 |
| Bud Harrelson, S<br>OBP: 0.350, SLG: 0.310 (1, 6)  |                      |            | 0-3<br>K   |                          | 0-0<br>1B<br>3B |                  | 0-0<br>P6              |           | 0-0<br>P6  |            |
| Tug McGraw, R<br>OBP: 0.091, SLG: 0.091 (1, 1)<br>Harry Parker, R<br>OBP: 0.111, SLG: 0.111 (6, 1)<br>Ken Boswell, L<br>OBP: 0.253, SLG: 0.324 (9, PH)<br>Buzz Capra, R<br>(10, 1) |                      |            | 0-0<br>F9  |                          | 0-3<br>K        |                  | 0-0<br>F9              |           | 0-0<br>P6  |            |

| Inning Stats | R: 0 | H: 0 | E: 0 | K: 0 | S: 3 | P: 7 | R: 0 | H: 0 | E: 0 | K: 0 | S: 3 | P: 3 | R: 0 | H: 0 | E: 0 | K: 1 | S: 5 | R: 1 | H: 1 | E: 1 | K: 0 | S: 5 | R: 1 | H: 3 | E: 0 | K: 1 | S: 8 | R: 0 | H: 1 | E: 1 | K: 1 | S: 7 | R: 0 | H: 1 | E: 0 | K: 1 | S: 6 | R: 0 | H: 0 | E: 0 | K: 0 | S: 3 | R: 0 | H: 1 | E: 0 | K: 0 | S: 4 | R: 0 | H: 1 | E: 0 | K: 0 | S: 4 | R: 0 | H: 1 | E: 0 | K: 0 | S: 4 | 1B: 6 | SF: 0 | 2B: 1 | SAC: 1 | 3B: 1 | DP: 0 | HR: 0 | HBP: 0 | WP: 1 | PA: 43 |
|--------------|------|------|------|------|------|------|------|------|------|------|------|------|------|------|------|------|------|------|------|------|------|------|------|------|------|------|------|------|------|------|------|------|------|------|------|------|------|------|------|------|------|------|------|------|------|------|------|------|------|------|------|------|------|------|------|------|------|-------|-------|-------|--------|-------|-------|-------|--------|-------|--------|
|--------------|------|------|------|------|------|------|------|------|------|------|------|------|------|------|------|------|------|------|------|------|------|------|------|------|------|------|------|------|------|------|------|------|------|------|------|------|------|------|------|------|------|------|------|------|------|------|------|------|------|------|------|------|------|------|------|------|------|-------|-------|-------|--------|-------|-------|-------|--------|-------|--------|

| PITCHER                              | IP  | WLS | BF | H | R | ER | SO | BB | IBB | HBP | BLK | WP | HR | S  | P  | ERA  | WHIP  |
|--------------------------------------|-----|-----|----|---|---|----|----|----|-----|-----|-----|----|----|----|----|------|-------|
| Steve Renko, R<br>ERA: 2.88 (1, 1)   | 6.0 |     | 27 | 5 | 2 | 1  | 3  | 2  | 0   | 0   | 0   | 1  | 0  | 31 | 39 | 1.50 | 1.167 |
| Mike Marshall, R<br>ERA: 2.66 (7, 1) | 4.0 | W   | 16 | 3 | 0 | 0  | 1  | 0  | 1   | 0   | 0   | 0  | 0  | 17 | 21 | 0.00 | 0.750 |

| PITCHER | IP | WLS | BF | H | R | ER | SO | BB | IBB | HBP | BLK | WP | HR | S | P | ERA | WHIP |
|---------|----|-----|----|---|---|----|----|----|-----|-----|-----|----|----|---|---|-----|------|
|---------|----|-----|----|---|---|----|----|----|-----|-----|-----|----|----|---|---|-----|------|

| Batter   | 1   | 2   | 3   | 4  | 5   | 6   | 7   | 8   | 9  | AB R H RBI BB SO LOB                                       | TOP                                     |  |
|--|---|---|---|--|---|---|---|---|--|--|---|--|
| Rennie Stennett, R (1, 4)<br>OBP: 0.278, SLG: 0.391  | 0-0<br>6-3  |   | 0-0<br>CS<br>1B                                     |  | 0-0<br>4-3  |   |   | 0-0<br>SH1-4<br>1-2                                 | 0-0<br>F9  | 4 0 1 1 0 0 2  |   |  |
| Manny Sanguillen, R (1, 2)<br>OBP: 0.299, SLG: 0.437   | 0-0<br>G1-6-3<br>1B                                   |   | 0-0<br>6-3<br>1-2                                   |  | 0-0<br>F7   |   |   | 0-0<br>2-H<br>1B                                    |  | 4 0 2 1 0 0 1  |   |  |
| Al Oliver, L (1, 8)<br>OBP: 0.310, SLG: 0.467  | 0-0<br>G1-6-3<br>1-2f                                 |   |   | 0-0<br>P4  |   | 0-0<br>F8   |   | 0-0<br>F7   |  | 4 0 0 0 0 0 2  |   |  |
| Willie Stargell, L (1, 7)<br>OBP: 0.373, SLG: 0.645  |   | 0-0<br>F7   |   | 0-3<br>K   |   | 0-0<br>G6-4-3<br>1B                                 |   | 0-0<br>F7   |  | 4 0 1 0 0 1 1  |   |  |
| Richie Zisk, R (1, 9)<br>OBP: 0.369, SLG: 0.541  |   | 0-0<br>F9   |   | 0-0<br>1B<br>2B  |   | 0-0<br>G6-4-3<br>1-2f                               |   | 0-0<br>1B<br>E<br>2B                                |  | 4 2 2 0 0 0 1  |   |  |
| Bob Robertson, R (1, 3)<br>OBP: 0.336, SLG: 0.412  |   | 0-0<br>1B   |   | 0-0<br>1B<br>2-H<br>1B   |   | 0-0<br>G5-4-3<br>1B                                 |   | 0-0<br>F8   |  | 4 0 3 1 0 0 1  |   |  |
| Richie Hebner, L (1, 5)<br>OBP: 0.361, SLG: 0.483  |   | 0-0<br>4-3  |   | 0-0<br>1-3<br>1B   |   | 0-0<br>F8   |   | 4-0<br>E<br>IBB                                     |  | 3 0 1 0 1 0 2  |   |  |
| Dal Maxvill, R (1, 6)<br>OBP: 0.283, SLG: 0.279  |   |   | 0-0<br>SH1-3<br>1B<br>2B                            | 0-3<br>K   |   | 0-0<br>G5-4-3<br>1-2f                               |   | 0-0<br>E2<br>1-3<br>2-H<br>1B                       |  | 4 1 2 0 0 1 3  |   |  |
| Dock Ellis, S (1, 1)<br>Ramon Hernandez, S (7, 1)<br>OBP: 0.132, SLG: 0.115                    |   |   | 0-0<br>SH1-3<br>2-3                                 |  | 0-0<br>6-3  |   | 4-0<br>SH1-4<br>1B<br>BB                            | 0-3<br>K  |  | 1 0 0 0 0 0 0<br>1 1 0 0 1 1 2                             |   |  |
| <b>Inning Stats</b>  | R: 0 H: 1<br>E: 0 LOB: 0<br>K: 0 BB: 0<br>S: 3 P: 3   | R: 0 H: 1<br>E: 0 LOB: 1<br>K: 0 BB: 0<br>S: 4 P: 4 | R: 1 H: 2<br>E: 0 LOB: 0<br>K: 0 BB: 0<br>S: 4 P: 4 | R: 1 H: 3<br>E: 0 LOB: 2<br>K: 2 BB: 0<br>S: 10 P: 10                | R: 0 H: 0<br>E: 0 LOB: 0<br>K: 0 BB: 0<br>S: 3 P: 3 | R: 0 H: 1<br>E: 0 LOB: 0<br>K: 0 BB: 0<br>S: 3 P: 3 | R: 0 H: 1<br>E: 0 LOB: 0<br>K: 0 BB: 0<br>S: 3 P: 3 | R: 1 H: 1<br>E: 0 LOB: 1<br>K: 1 BB: 1<br>S: 7 P: 8 | R: 1 H: 2<br>E: 1 LOB: 2<br>K: 1 BB: 1<br>S: 7 P: 11 | 1B: 9 SF: 0<br>2B: 3 SAC: 2<br>3B: 0 DP: 3<br>HR: 0 HBP: 0 | WP: 0 PA: 37<br>PB: 0<br>SB: 0<br>CS: 1 |  |
| <b>PITCHER</b><br>Jerry Koosman, L (1, 1)<br>ERA: 3.31<br>John Strohmayr, R (9, 1)<br>ERA: 5.9 | IP WLS BF H R ER SO BB IBB HBP BLK WP HR S P ERA WHIP | 8.0 L 31 10 3 3 2 1 0 0 0 0 0 0 34 38 3.38 1.375    | 1.0 6 2 1 0 1 0 0 1 0 0 0 0 7 11 0.00 2.000         | <b>PITCHER</b> IP WLS BF H R ER SO BB IBB HBP BLK WP HR S P ERA WHIP |   |   |   |   |  |  |   |  |

Pittsburgh Pirates @ New York Mets  
 Shea Stadium, Flushing, NY  
 Tue Jul 31 1973, 7:05 PM EDT  
 Att. 24,322 - Unknown

|     |    |
|-----|----|
| AB  | 33 |
| R   | 4  |
| H   | 12 |
| RBI | 3  |
| BB  | 2  |
| SO  | 3  |
| LOB | 15 |



**BOTTOM**

**Pittsburgh Pirates @ New York Mets**  
 Shea Stadium, Flushing, NY  
 Tue Jul 31 1973, 7:05 PM EDT  
 Att. 24,322 - Unknown

[livebaseballscorecards.com](http://livebaseballscorecards.com)

|            |           |
|------------|-----------|
| <b>AB</b>  | <b>31</b> |
| <b>R</b>   | <b>1</b>  |
| <b>H</b>   | <b>4</b>  |
| <b>RBI</b> | <b>1</b>  |
| <b>BB</b>  | <b>1</b>  |
| <b>SO</b>  | <b>9</b>  |
| <b>LOB</b> | <b>6</b>  |



|       |        |
|-------|--------|
| WP: 0 | PA: 32 |
| PB: 0 | SB: 0  |
| CS: 0 |        |

| AB | R | H | RBI | BB | SO | LOB |
|----|---|---|-----|----|----|-----|
| 4  | 0 | 0 | 0   | 0  | 2  | 1   |
| 4  | 0 | 1 | 0   | 0  | 1  | 1   |
| 4  | 0 | 0 | 0   | 0  | 1  | 1   |
| 4  | 0 | 0 | 0   | 0  | 0  | 1   |
| 2  | 0 | 0 | 0   | 0  | 0  | 0   |
| 2  | 0 | 0 | 0   | 0  | 2  | 0   |
| 2  | 1 | 0 | 0   | 1  | 0  | 0   |
| 2  | 0 | 1 | 0   | 0  | 1  | 0   |
| 1  | 0 | 0 | 0   | 0  | 0  | 0   |
| 0  | 0 | 0 | 0   | 0  | 0  | 0   |

| Batter   | 1          | 2          | 3          | 4                       | 5 | 6                    | 7        | 8          | 9 |
|--|------------|------------|------------|-------------------------|---|----------------------|----------|------------|---|
| <b>Willie Mays, R</b><br>OBP: 0.287, SLG: 0.333 (1, 8)           | 0-3<br>K   |            |            | 0-0<br>F8               |   | 0-0<br>F8            |          | 0-3<br>K   |   |
| <b>Felix Millan, R</b><br>OBP: 0.339, SLG: 0.377 (1, 4)          | 0-3<br>K   |            |            | 0-0<br>5-3              |   | 0-0<br>FC6-4<br>1B   |          | 0-0<br>F8  |   |
| <b>Rusty Staub, L</b><br>OBP: 0.353, SLG: 0.431 (1, 9)           | 0-0<br>5-3 |            |            | 0-3<br>K                |   | 0-0<br>F8            |          | 0-0<br>P4  |   |
| <b>Cleon Jones, R</b><br>OBP: 0.318, SLG: 0.381 (1, 7)           |            | 0-0<br>6-3 |            | 0-0<br>6-3              |   | 0-0<br>FC6-4<br>1-2f |          | 0-0<br>4-3 |   |
| <b>Ed Kranepool, L</b><br>OBP: 0.311, SLG: 0.322 (1, 3)          |            | 0-0<br>6-3 |            | 0-0<br>5-3              |   |                      | 0-3<br>K | 0-3<br>K   |   |
| <b>Jim Beauchamp, R</b><br>OBP: 0.351, SLG: 0.347 (7, PH) (8, 3) |            | 0-0<br>6-3 |            | 4-0<br>1B<br>BB         |   | 0-0<br>F7            |          |            |   |
| <b>Wayne Garrett, L</b><br>OBP: 0.350, SLG: 0.363 (1, 5)         |            | 0-0<br>1-3 |            | 0-0<br>K                |   | 0-0<br>P4            |          |            |   |
| <b>Ron Hodges, L</b><br>OBP: 0.290, SLG: 0.286 (1, 2)            |            |            | 0-3<br>K   | 0-0<br>1B<br>1-2        |   |                      |          |            |   |
| <b>Duffy Dyer, R</b><br>OBP: 0.247, SLG: 0.244 (7, PH) (8, 2)    |            |            | 0-0<br>K   | 0-0<br>1B<br>1-2<br>2-H |   |                      |          |            |   |
| <b>Bud Harrelson, S</b><br>OBP: 0.350, SLG: 0.310 (1, 6)         |            |            | 0-0<br>6-3 | 0-0<br>K                |   |                      |          | 0-0<br>5-3 |   |
| <b>Jerry Koosman, R</b><br>OBP: 0.140, SLG: 0.143 (1, 1)         |            |            | 0-3<br>K   | 0-3<br>K                |   |                      |          | 0-0<br>1B  |   |
| <b>Don Hahn, R</b><br>OBP: 0.294, SLG: 0.316 (8, PH)             |            |            |            |                         |   |                      |          |            |   |
| <b>John Strohmayr, R</b><br>OBP: 0.333, SLG: 0.200 (9, 1)        |            |            |            |                         |   |                      |          |            |   |

| Inning Stats | R: 0 | H: 0 | E: 0 | K: 2 | S: 7 | R: 0 | H: 0 | E: 0 | K: 0 | S: 3 | R: 0 | H: 0 | E: 0 | K: 2 | S: 7 | R: 0 | H: 0 | E: 0 | K: 1 | S: 5 | R: 1 | H: 2 | E: 0 | K: 1 | S: 7 | R: 0 | H: 1 | E: 0 | K: 0 | S: 4 | R: 0 | H: 0 | E: 0 | K: 1 | S: 5 | R: 0 | H: 1 | E: 0 | K: 1 | S: 6 | R: 0 | H: 0 | E: 0 | K: 1 | S: 5 |
|--------------|------|------|------|------|------|------|------|------|------|------|------|------|------|------|------|------|------|------|------|------|------|------|------|------|------|------|------|------|------|------|------|------|------|------|------|------|------|------|------|------|------|------|------|------|------|
|              | 0    | 0    | 0    | 2    | 7    | 0    | 0    | 0    | 0    | 3    | 0    | 0    | 0    | 2    | 7    | 0    | 0    | 0    | 1    | 5    | 1    | 2    | 0    | 1    | 7    | 0    | 1    | 0    | 0    | 4    | 0    | 0    | 0    | 5    | 0    | 1    | 0    | 6    | 0    | 0    | 0    | 5    |      |      |      |

| PITCHER                                       | IP  | WLS | BF | H | R | ER | SO | BB | IBB | HBP | BLK | WP | HR | S  | P  | ERA  | WHIP  |
|---|-----|-----|----|---|---|----|----|----|-----|-----|-----|----|----|----|----|------|-------|
| <b>Dock Ellis, R</b><br>ERA: 2.91 (1, 1)      | 6.0 | W   | 22 | 3 | 1 | 1  | 6  | 1  | 0   | 0   | 0   | 0  | 0  | 33 | 37 | 1.50 | 0.667 |
| <b>Ramon Hernandez, L</b><br>ERA: 1.75 (7, 1) | 3.0 | S   | 10 | 1 | 0 | 0  | 3  | 0  | 0   | 0   | 0   | 0  | 0  | 16 | 16 | 0.00 | 0.333 |

| Batter  | 1   | 2                                | 3                            | 4                               | 5                            | 6                               | 7                            | 8                               | 9                            | AB R H RBI BB SO LOB            | TOP                          |                                 |                              |                                 |                              |                                 |                              |                                 |                                  |                                    |                                  |        |
|---|---|----------------------------------|------------------------------|---------------------------------|------------------------------|---------------------------------|------------------------------|---------------------------------|------------------------------|---------------------------------|------------------------------|---------------------------------|------------------------------|---------------------------------|------------------------------|---------------------------------|------------------------------|---------------------------------|----------------------------------|------------------------------------|----------------------------------|--------|
| Rennie Stennett, R (1, 4)<br>OBP: 0.275, SLG: 0.386 | 0-3<br>K  |                                  | 0-0<br>5-3                   |                                 | 0-0<br>FC4-6                 |                                 |                              | 0-0<br>3-1                      |                              | 4 0 0 0 0 1 1                   |                              |                                 |                              |                                 |                              |                                 |                              |                                 |                                  |                                    |                                  |        |
| Dave Parker, L (1, 8)<br>OBP: 0.200, SLG: 0.333     | 0-3<br>K  |                                  | 1-0<br>HBP                   |                                 |                              | 0-0<br>4-3                      |                              | 0-0<br>F5                       | 0-0<br>F5                    | 3 0 0 0 0 1 0                   |                              |                                 |                              |                                 |                              |                                 |                              |                                 |                                  |                                    |                                  |        |
| Al Oliver, L (1, 3)<br>OBP: 0.309, SLG: 0.467       | 0-0<br>2B   |                                  | 0-0<br>F8                    |                                 |                              | 0-0<br>F5                       |                              | 0-3<br>K                        | 0-3<br>K                     | 4 0 1 0 0 1 1                   |                              |                                 |                              |                                 |                              |                                 |                              |                                 |                                  |                                    |                                  |        |
| Willie Stargell, L (1, 7)<br>OBP: 0.372, SLG: 0.644 | 0-3<br>K  |                                  |                              | 0-0<br>F8                       |                              | 0-3<br>K                        |                              | 0-0<br>2B                       | 0-0<br>2B                    | 4 0 1 0 0 2 1                   |                              |                                 |                              |                                 |                              |                                 |                              |                                 |                                  |                                    |                                  |        |
| Richie Hebner, L (1, 5)<br>OBP: 0.357, SLG: 0.477   |   | 0-0<br>F8                        |                              | 0-0<br>F7                       |                              |                                 | 0-0<br>F8                    | 0-0<br>3-1                      | 0-0<br>3-1                   | 4 0 0 0 0 0 1                   |                              |                                 |                              |                                 |                              |                                 |                              |                                 |                                  |                                    |                                  |        |
| Richie Zisk, R (1, 9)<br>OBP: 0.368, SLG: 0.544     |   | 0-0<br>2B                        |                              | 0-0<br>F9                       |                              |                                 | 0-0<br>G3                    |                                 |                              | 3 0 1 0 0 0 0                   |                              |                                 |                              |                                 |                              |                                 |                              |                                 |                                  |                                    |                                  |        |
| Milt May, L (1, 2)<br>OBP: 0.351, SLG: 0.378        |   | 0-3<br>K                         |                              |                                 | 0-0<br>4-1                   |                                 | 0-0<br>F8                    |                                 |                              | 3 0 0 0 0 1 1                   |                              |                                 |                              |                                 |                              |                                 |                              |                                 |                                  |                                    |                                  |        |
| Dal Maxvill, R (1, 6)<br>OBP: 0.284, SLG: 0.281     |   | 0-3<br>K                         |                              |                                 | 0-0<br>FC4-6<br>1B           |                                 |                              | 0-3<br>K                        |                              | 3 0 1 0 0 2 1                   |                              |                                 |                              |                                 |                              |                                 |                              |                                 |                                  |                                    |                                  |        |
| Steve Blass, R (1, 1)<br>OBP: 0.455, SLG: 0.545     |   |                                  | 0-3<br>K                     |                                 |                              |                                 |                              | 0-3<br>K                        |                              | 0 0 0 0 0 0 0                   |                              |                                 |                              |                                 |                              |                                 |                              |                                 |                                  |                                    |                                  |        |
| Bob Johnson, L (2, 1)                               |   |                                  |                              |                                 |                              |                                 |                              |                                 |                              | 2 0 0 0 0 2 1                   |                              |                                 |                              |                                 |                              |                                 |                              |                                 |                                  |                                    |                                  |        |
| Dave Cash, R (8, PH)<br>OBP: 0.334, SLG: 0.355      |   |                                  |                              |                                 |                              |                                 |                              |                                 |                              | 1 0 0 0 0 1 0                   |                              |                                 |                              |                                 |                              |                                 |                              |                                 |                                  |                                    |                                  |        |
| John Lamb, R (8, 1)                                 |   |                                  |                              |                                 |                              |                                 |                              |                                 |                              | 0 0 0 0 0 0 0                   |                              |                                 |                              |                                 |                              |                                 |                              |                                 |                                  |                                    |                                  |        |
| <b>Inning Stats</b>                                 | R: 0<br>E: 0<br>K: 3<br>S: 10   | H: 1<br>LOB: 1<br>BB: 0<br>P: 10 | R: 0<br>E: 0<br>K: 2<br>S: 8 | H: 1<br>LOB: 1<br>BB: 0<br>P: 8 | R: 0<br>E: 0<br>K: 1<br>S: 5 | H: 0<br>LOB: 1<br>BB: 0<br>P: 6 | R: 0<br>E: 0<br>K: 0<br>S: 3 | H: 0<br>LOB: 0<br>BB: 0<br>P: 3 | R: 0<br>E: 0<br>K: 1<br>S: 6 | H: 1<br>LOB: 1<br>BB: 0<br>P: 6 | R: 0<br>E: 0<br>K: 1<br>S: 5 | H: 0<br>LOB: 0<br>BB: 0<br>P: 5 | R: 0<br>E: 0<br>K: 0<br>S: 3 | H: 0<br>LOB: 0<br>BB: 0<br>P: 3 | R: 0<br>E: 0<br>K: 2<br>S: 7 | H: 0<br>LOB: 0<br>BB: 0<br>P: 7 | R: 0<br>E: 0<br>K: 1<br>S: 6 | H: 1<br>LOB: 1<br>BB: 0<br>P: 6 | 1B: 1<br>2B: 3<br>3B: 0<br>HR: 0 | SF: 0<br>SAC: 0<br>DP: 0<br>HBP: 1 | WP: 0<br>PB: 0<br>SB: 0<br>CS: 0 | PA: 32 |
| <b>PITCHER</b><br>Tom Seaver, R (1, 1)<br>ERA: 1.87 | IP: 9.0<br>WLS: W<br>BF: 32<br>H: 4<br>R: 0<br>ER: 0<br>SO: 11<br>BB: 0<br>IBB: 0<br>HBP: 1<br>BLK: 0<br>WP: 0<br>HR: 0<br>S: 53<br>P: 54<br>ERA: 0.00<br>WHIP: 0.444 |                                  |                              |                                 |                              |                                 |                              |                                 |                              |                                 |                              |                                 |                              |                                 |                              |                                 |                              |                                 |                                  |                                    |                                  |        |

Pittsburgh Pirates @ New York Mets  
Shea Stadium, Flushing, NY  
Wed Aug 01 1973, 7:05 PM EDT  
Unknown

livebaseballscorecards.com

|     |    |
|-----|----|
| AB  | 31 |
| R   | 0  |
| H   | 4  |
| RBI | 0  |
| BB  | 0  |
| SO  | 11 |
| LOB | 7  |



| Batter  | 1                            | 2                         | 3 | 4               | 5 | 6 | 7          | 8 | 9          | AB | R | H | RBI | BB | SO | LOB |
|---|------------------------------|---------------------------|---|-----------------|---|---|------------|---|------------|----|---|---|-----|----|----|-----|
| Wayne Garrett, L (1, 5)<br>OBP: 0.352, SLG: 0.360 | 4-0<br>WP SH1-3<br>SF7<br>BB | 4-0<br>HBP<br>BB          |   | 0-0<br>F7       |   |   | 0-0<br>F8  |   |            | 2  | 1 | 0 | 1   | 2  | 0  | 2   |
| Felix Millan, R (1, 4)<br>OBP: 0.341, SLG: 0.378  | 0-0<br>SH1-3                 | 1-0<br>HBP<br>BB          |   | 0-0<br>1B       |   |   | 0-0<br>F7  |   |            | 2  | 0 | 1 | 1   | 0  | 0  | 0   |
| Rusty Staub, L (1, 9)<br>OBP: 0.352, SLG: 0.429   | 0-0<br>SF7                   | 0-0<br>F7                 |   |                 |   |   | 0-0<br>F9  |   |            | 2  | 0 | 0 | 1   | 1  | 0  | 3   |
| Cleon Jones, R (1, 8)<br>OBP: 0.310, SLG: 0.371   | 0-0<br>F9                    |                           |   | 0-0<br>F8       |   |   | 0-0<br>F8  |   | 0-0<br>6-3 | 4  | 0 | 0 | 0   | 0  | 0  | 1   |
| John Milner, L (1, 7)<br>OBP: 0.321, SLG: 0.447   |                              | 4-0<br>BB 1-3<br>BB       |   | 0-0<br>F7       |   |   | 0-0<br>G3  |   | 0-0<br>G3  | 3  | 1 | 0 | 0   | 1  | 0  | 1   |
| Ed Kranepool, L (1, 3)<br>OBP: 0.306, SLG: 0.316  |                              | 0-0<br>P6                 |   | 0-0<br>F8       |   |   | 0-0<br>F8  |   | 0-0<br>F9  | 4  | 0 | 0 | 0   | 0  | 0  | 2   |
| Jerry Grote, R (1, 2)<br>OBP: 0.214, SLG: 0.235   |                              | 0-0<br>1-3                |   | 0-0<br>F7       |   |   | 0-0<br>F8  |   |            | 3  | 0 | 0 | 0   | 0  | 0  | 1   |
| Bud Harrelson, S (1, 6)<br>OBP: 0.353, SLG: 0.312 |                              | 4-0<br>BB BB<br>HBP<br>BB |   | 0-0<br>1B<br>1B |   |   | 0-0<br>5-3 |   |            | 2  | 1 | 1 | 0   | 1  | 0  | 0   |
| Tom Seaver, R (1, 1)<br>OBP: 0.234, SLG: 0.220    |                              | 4-0<br>HBP BB<br>BB       |   | 0-0<br>1B       |   |   | 0-3<br>K   |   |            | 2  | 0 | 1 | 0   | 1  | 1  | 0   |


| Inning Stats | R: 1   | H: 0  | E: 0 | K: 0   | S: 3  | R: 2  | H: 0   | E: 0  | K: 0 | S: 3 | R: 0   | H: 0  | E: 0 | K: 0 | S: 3   | R: 0  | H: 0 | E: 0 | K: 1   | S: 5  | R: 0 | H: 0 | E: 0   | K: 0  | S: 3 | R: 0 | H: 0   | E: 0  | K: 0 | S: 3 | R: 0   | H: 0  | E: 0 | K: 0 | S: 3 |
|--------------|--------|-------|------|--------|-------|-------|--------|-------|------|------|--------|-------|------|------|--------|-------|------|------|--------|-------|------|------|--------|-------|------|------|--------|-------|------|------|--------|-------|------|------|------|
|              | LOB: 0 | BB: 1 | P: 7 | LOB: 3 | BB: 4 | P: 20 | LOB: 0 | BB: 0 | P: 3 | H: 3 | LOB: 3 | BB: 0 | P: 5 | H: 0 | LOB: 1 | BB: 1 | P: 7 | H: 0 | LOB: 0 | BB: 0 | P: 5 | H: 0 | LOB: 0 | BB: 0 | P: 3 | H: 0 | LOB: 0 | BB: 0 | P: 3 | H: 0 | LOB: 0 | BB: 0 | P: 3 |      |      |

| PITCHER                            | IP  | WLS | BF | H | R | ER | SO | BB | IBB | HBP | BLK | WP | HR | S  | P  | ERA   | WHIP  |
|------------------------------------|-----|-----|----|---|---|----|----|----|-----|-----|-----|----|----|----|----|-------|-------|
| Steve Blass, R (1, 1)<br>ERA: 10.4 | 1.2 | L   | 11 | 0 | 3 | 3  | 0  | 5  | 0   | 1   | 0   | 1  | 0  | 5  | 26 | 16.20 | 3.000 |
| Bob Johnson, R (2, 1)<br>ERA: 3.79 | 5.1 |     | 19 | 3 | 0 | 0  | 1  | 1  | 0   | 0   | 0   | 0  | 0  | 20 | 24 | 0.00  | 0.750 |
| John Lamb, R (8, 1)<br>ERA: 4.87   | 1.0 |     | 3  | 0 | 0 | 0  | 0  | 0  | 0   | 0   | 0   | 0  | 0  | 3  | 3  | 0.00  | 0.000 |

**BOTTOM**

**Pittsburgh Pirates @ New York Mets**  
 Shea Stadium, Flushing, NY  
 Wed Aug 01 1973, 7:05 PM EDT  
 Unknown

|     |    |
|-----|----|
| AB  | 24 |
| R   | 3  |
| H   | 3  |
| RBI | 3  |
| BB  | 6  |
| SO  | 1  |
| LOB | 10 |



| 1B | 2B | 3B | HR | SF | SAC | DP | HBP | WP | HR | S | P | ERA  | WHIP  |
|----|----|----|----|----|-----|----|-----|----|----|---|---|------|-------|
| 3  | 0  | 0  | 0  | 1  | 0   | 0  | 1   | 1  | 0  | 0 | 0 | 0.00 | 0.000 |

| Batter   | 1   | 2                               | 3                            | 4                               | 5                            | 6                               | 7                            | 8                               | 9                             | AB R H RBI BB SO LOB            | TOP                          |                                 |   |                                 |                                  |                                    |                                  |        |
|--|---|---------------------------------|------------------------------|---------------------------------|------------------------------|---------------------------------|------------------------------|---------------------------------|-------------------------------|---------------------------------|------------------------------|---------------------------------|---|---------------------------------|----------------------------------|------------------------------------|----------------------------------|--------|
| Dave Cash, R (1, 4)<br>OBP: 0.335, SLG: 0.353        | 0-0<br>F8   |                                 | 0-0<br>1B                    |                                 | 0-3<br>K                     |                                 |                              | 4-0<br>FC5-4<br>BB              | 0-0<br>F8                     | 4 0 1 0 1 1 2                   |                              |                                 |   |                                 |                                  |                                    |                                  |        |
| Manny Sanguillen, R (1, 2)<br>OBP: 0.298, SLG: 0.435 | 0-0<br>FC4-6<br>1B  |                                 | 0-0<br>L8                    |                                 |                              | 0-0<br>1-3                      |                              | 0-0<br>FC5-4<br>1-2f            |                               | 4 0 1 0 0 0 2                   |                              |                                 |   |                                 |                                  |                                    |                                  |        |
| Al Oliver, L (1, 8)<br>OBP: 0.306, SLG: 0.462        | 0-0<br>FC4-6<br>1-2f  |                                 | 0-0<br>G3                    |                                 |                              | 0-0<br>F8                       |                              | 0-3<br>K                        |                               | 4 0 0 0 0 1 3                   |                              |                                 |   |                                 |                                  |                                    |                                  |        |
| Richie Zisk, R (1, 9)<br>OBP: 0.372, SLG: 0.542      | 0-0<br>F9   |                                 |                              | 0-0<br>1B                       |                              | 0-0<br>6-3                      |                              |                                 | 0-0<br>2B<br>2B<br>1B         | 4 1 2 0 0 0 1                   |                              |                                 |   |                                 |                                  |                                    |                                  |        |
| Bob Robertson, R (1, 3)<br>OBP: 0.338, SLG: 0.416    |   | 0-0<br>FC6<br>1B                |                              | 0-3<br>K                        |                              | 0-0<br>2B                       |                              | 0-0<br>F7                       |                               | 4 0 2 0 0 1 2                   |                              |                                 |   |                                 |                                  |                                    |                                  |        |
| Richie Hebner, L (1, 5)<br>OBP: 0.353, SLG: 0.472    |   | 0-0<br>F8                       |                              | 0-0<br>F8                       |                              | 0-3<br>K                        |                              | 0-3<br>K                        |                               | 4 0 0 0 0 2 4                   |                              |                                 |   |                                 |                                  |                                    |                                  |        |
| Rennie Stennett, R (1, 7)<br>OBP: 0.274, SLG: 0.387  |   | 0-0<br>F8                       |                              | 0-0<br>4-3                      |                              | 0-0<br>F9                       |                              | 0-0<br>F9                       |                               | 4 1 1 0 0 0 3                   |                              |                                 |   |                                 |                                  |                                    |                                  |        |
| Dal Maxvill, R (1, 6)<br>OBP: 0.283, SLG: 0.290      |   | 0-0<br>FC6<br>1-2f              |                              |                                 | 0-0<br>5-3                   |                                 | 0-0<br>F9                    |                                 | 0-0<br>1B<br>2B<br>2-H<br>3-H | 4 0 1 2 0 0 2                   |                              |                                 |   |                                 |                                  |                                    |                                  |        |
| Nelson Briles, R (1, 1)<br>OBP: 0.259, SLG: 0.333    |   |                                 | 0-0<br>F8                    |                                 | 0-0<br>F9                    |                                 |                              | 0-0<br>L3                       |                               | 2 0 0 0 0 0 0                   |                              |                                 |   |                                 |                                  |                                    |                                  |        |
| Gene Clines, R (8, PH)<br>OBP: 0.332, SLG: 0.370     |   |                                 |                              |                                 |                              |                                 |                              |                                 | 0-0<br>2-3<br>1B              | 1 0 0 0 0 0 0                   |                              |                                 |   |                                 |                                  |                                    |                                  |        |
| Dave Giusti, R (8, 1)<br>OBP: 0.429, SLG: 0.333      |   |                                 |                              |                                 |                              |                                 |                              |                                 |                               | 0 0 0 0 0 0 0                   |                              |                                 |   |                                 |                                  |                                    |                                  |        |
| Willie Stargell, L (9, PH)<br>OBP: 0.373, SLG: 0.645 |   |                                 |                              |                                 |                              |                                 |                              |                                 |                               | 1 0 1 0 0 0 0                   |                              |                                 |   |                                 |                                  |                                    |                                  |        |
| <b>Inning Stats</b>                                  | R: 0<br>E: 0<br>K: 0<br>S: 4  | H: 1<br>LOB: 1<br>BB: 0<br>P: 4 | R: 0<br>E: 0<br>K: 0<br>S: 4 | H: 1<br>LOB: 1<br>BB: 0<br>P: 4 | R: 0<br>E: 0<br>K: 1<br>S: 6 | H: 1<br>LOB: 1<br>BB: 0<br>P: 6 | R: 0<br>E: 0<br>K: 1<br>S: 5 | H: 0<br>LOB: 0<br>BB: 0<br>P: 5 | R: 0<br>E: 0<br>K: 1<br>S: 6  | H: 1<br>LOB: 1<br>BB: 0<br>P: 6 | R: 0<br>E: 0<br>K: 1<br>S: 5 | H: 0<br>LOB: 1<br>BB: 1<br>P: 9 | R: 2<br>E: 0<br>K: 1<br>S: 9  | H: 4<br>LOB: 2<br>BB: 0<br>P: 9 | 1B: 6<br>2B: 3<br>3B: 0<br>HR: 0 | SF: 0<br>SAC: 0<br>DP: 0<br>HBP: 0 | WP: 0<br>PB: 0<br>SB: 0<br>CS: 0 | PA: 37 |
| <b>PITCHER</b>                                       | IP<br>WLS<br>BF<br>H<br>R<br>ER<br>SO<br>BB<br>IBB<br>HBP<br>BLK<br>WP<br>HR<br>S<br>P<br>ERA<br>WHIP |                                 |                              |                                 |                              |                                 |                              |                                 |                               |                                 |                              |                                 | IP<br>WLS<br>BF<br>H<br>R<br>ER<br>SO<br>BB<br>IBB<br>HBP<br>BLK<br>WP<br>HR<br>S<br>P<br>ERA<br>WHIP |                                 |                                  |                                    |                                  |        |
| George Stone, L (1, 1)<br>ERA: 2.6                   | 8.2<br>W<br>35<br>8<br>2<br>2<br>5<br>1<br>0<br>0<br>0<br>0<br>0<br>44<br>48<br>2.08<br>1.038         |                                 |                              |                                 |                              |                                 |                              |                                 |                               |                                 |                              |                                 |   |                                 |                                  |                                    |                                  |        |
| Harry Parker, R (9, 1)<br>ERA: 3.66                  | 0.1<br>S<br>2<br>1<br>0<br>0<br>0<br>0<br>0<br>0<br>0<br>0<br>0<br>2<br>2<br>0.00<br>3.000            |                                 |                              |                                 |                              |                                 |                              |                                 |                               |                                 |                              |                                 |   |                                 |                                  |                                    |                                  |        |

Pittsburgh Pirates @ New York Mets  
Shea Stadium, Flushing, NY  
Wed Aug 01 1973, 7:05 PM EDT  
Att: 27,189 - Unknown

livebaseballscorecards.com

|     |    |
|-----|----|
| AB  | 36 |
| R   | 2  |
| H   | 9  |
| RBI | 2  |
| BB  | 1  |
| SO  | 5  |
| LOB | 19 |





| Batter  | 1   | 2   | 3   | 4  | 5   | 6   | 7   | 8   | 9  | AB R H RBI BB SO LOB                                       | TOP  |   |
|---|---|---|---|--|---|---|---|---|--|--|--|---|
| Rennie Stennett, R (1, 4)<br>OBP: 0.271, SLG: 0.382<br>John Lamb, R (8, 1)                              | 0-0<br>6-3  |   |   | 0-0<br>4-3   |   | 0-0<br>4-3  |   | 0-3<br>K  |  | 4 0 0 0 0 1 2<br>0 0 0 0 0 0 0                             | <b>Pittsburgh Pirates @ New York Mets</b><br>Shea Stadium, Flushing, NY<br>Thu Aug 02 1973, 7:05 PM EDT<br>Att: 13,429 - Unknown |   |
| Manny Sanguillen, R (1, 2)<br>OBP: 0.298, SLG: 0.433  | 0-0<br>CS<br>1B                                       |   |   | 0-0<br>5-3   |   | 0-0<br>F8   |   | 0-0<br>FC4-6  |  | 4 0 1 0 0 0 2  |  |   |
| Al Oliver, L (1, 8)<br>OBP: 0.306, SLG: 0.460   | 0-0<br>G3<br>1-2                                      |   |   | 0-0<br>F8  |   |   | 0-0<br>4-3  |   | 0-0<br>BB<br>1B                                      | 4 1 1 0 0 0 1  |  |   |
| Willie Stargell, L (1, 7)<br>OBP: 0.375, SLG: 0.642   |   | 0-0<br>4-3  |   |  | 0-0<br>6-3  |   | 0-0<br>1B<br>1B                                     |   | 4-0<br>G3 1B<br>1-2 BB                               | 3 0 1 0 1 0 0  |  |   |
| Richie Zisk, R (1, 9)<br>OBP: 0.383, SLG: 0.549   |   | 0-0<br>1B   |   |  | 0-3<br>K  |   | 0-0<br>1-2<br>1B                                    |   | 0-0<br>G3<br>1B                                      | 4 0 3 1 0 1 0  |  |   |
| Bob Robertson, R (1, 3)<br>OBP: 0.337, SLG: 0.414   |   | 0-0<br>5-3  |   |  | 0-0<br>1B   |   | 0-0<br>P6   |   | 0-3<br>K   | 4 0 1 0 0 1 4  |  |   |
| Richie Hebner, L (1, 5)<br>OBP: 0.350, SLG: 0.466   |   |   | 0-0<br>4-3  |  | 0-3<br>K  |   | 0-0<br>P6   |   | 0-0<br>G3  | 4 0 0 0 0 1 5  |  |   |
| Dal Maxvill, R (1, 6)<br>OBP: 0.291, SLG: 0.284   |   |   | 0-0<br>6-3  |  | 4-0<br>SH5-4<br>BB                                  |   | 0-0<br>L4   |   | 4-0<br>BB  | 2 0 0 0 2 0 0  |  |   |
| Jim Rooker, R (1, 1)<br>OBP: 0.182, SLG: 0.182<br>Dave Cash, R (8, PH)<br>OBP: 0.337, SLG: 0.354 (8, 4) |   |   | 0-3<br>K  |  | 0-0<br>SH5-4  |   | 0-0<br>FC4-6<br>1B                                  |   | 0-3<br>K   | 1 0 0 0 0 1 0<br>2 0 1 0 0 1 3                             |  |   |
| <b>Inning Stats</b>   | R: 0 H: 1<br>E: 0 LOB: 0<br>K: 0 BB: 0<br>S: 3 P: 3   | R: 0 H: 1<br>E: 0 LOB: 0<br>K: 0 BB: 0<br>S: 3 P: 3 | R: 0 H: 0<br>E: 0 LOB: 0<br>K: 1 BB: 0<br>S: 5 P: 5 | R: 0 H: 0<br>E: 0 LOB: 0<br>K: 0 BB: 0<br>S: 3 P: 3                  | R: 0 H: 1<br>E: 0 LOB: 1<br>K: 2 BB: 0<br>S: 8 P: 8 | R: 0 H: 0<br>E: 0 LOB: 1<br>K: 0 BB: 1<br>S: 3 P: 7 | R: 0 H: 2<br>E: 0 LOB: 2<br>K: 0 BB: 0<br>S: 5 P: 5 | R: 0 H: 1<br>E: 0 LOB: 1<br>K: 1 BB: 0<br>S: 6 P: 6 | R: 1 H: 2<br>E: 0 LOB: 3<br>K: 2 BB: 2<br>S: 9 P: 17 | 1B: 8 SF: 0<br>2B: 0 SAC: 1<br>3B: 0 DP: 0<br>HR: 0 HBP: 0 |  | WP: 0 PA: 36<br>PB: 0<br>SB: 0<br>CS: 1 |
| <b>PITCHER</b><br>Ray Sadecki, L (1, 1)<br>ERA: 3.21<br>Tug McGraw, L (9, 1)<br>ERA: 5.68               | IP WLS BF H R ER SO BB IBB HBP BLK WP HR S P ERA WHIP | 8.0 W 31 7 1 1 4 2 0 0 0 0 0 0 37 45 1.12 1.125     | 1.0 S 5 1 0 0 2 1 0 0 0 0 0 0 8 12 0.00 2.000       | <b>PITCHER</b> IP WLS BF H R ER SO BB IBB HBP BLK WP HR S P ERA WHIP |   |   |   |   |  |  |  |   |

livebaseballscorecards.com

|            |    |
|------------|----|
| <b>AB</b>  | 32 |
| <b>R</b>   | 1  |
| <b>H</b>   | 8  |
| <b>RBI</b> | 1  |
| <b>BB</b>  | 3  |
| <b>SO</b>  | 6  |
| <b>LOB</b> | 17 |





| Batter  | 1                                     | 2                                     | 3                                     | 4                                     | 5                                     | 6                                     | 7                                     | 8                                     | 9                                     | AB                                    | R                                     | H                                     | RBI                                   | BB                                    | SO                                    | LOB                                   | BOTTOM   |             |
|---|---------------------------------------|---------------------------------------|---------------------------------------|---------------------------------------|---------------------------------------|---------------------------------------|---------------------------------------|---------------------------------------|---------------------------------------|---------------------------------------|---------------------------------------|---------------------------------------|---------------------------------------|---------------------------------------|---------------------------------------|---------------------------------------|--|-------------|
| Don Hahn, R<br>OBP: 0.312, SLG: 0.333<br>(1, 8)   | 0-0<br>F8 SH5-3<br>1B                 |                                       | 0-0<br>1B<br>1B                       |                                       | 0-0<br>F8                             |                                       | 0-3<br>K                              |                                       |                                       | 4                                     | 1                                     | 2                                     | 0                                     | 0                                     | 1                                     | 0                                     | <b>Pittsburgh Pirates @ New York Mets</b><br>Shea Stadium, Flushing, NY<br>Thu Aug 02 1973, 7:05 PM EDT<br>Att. 13,429 - Unknown |             |
| Felix Millan, R<br>OBP: 0.338, SLG: 0.374<br>(1, 4)   | 0-0<br>SH5-3                          |                                       | 0-0<br>1B<br>E<br>1B                  |                                       | 0-0<br>4-3                            |                                       |                                       | 0-0<br>E6<br>1B<br>E                  |                                       | 3                                     | 2                                     | 1                                     | 0                                     | 0                                     | 0                                     | 0                                     |  |             |
| Willie Mays, R<br>OBP: 0.292, SLG: 0.337<br>(1, 3)  | 0-0<br>F8                             |                                       | 0-0<br>E1<br>2B<br>1B                 |                                       | 0-3<br>K                              |                                       |                                       | 0-0<br>E4<br>5-3<br>1B                |                                       | 4                                     | 2                                     | 2                                     | 1                                     | 0                                     | 1                                     | 1                                     |  |             |
| Cleon Jones, R<br>OBP: 0.315, SLG: 0.377<br>(1, 9)  | 4-0<br>BB                             |                                       | 0-0<br>4-3<br>2B                      |                                       | 0-0<br>F9                             |                                       |                                       | 0-0<br>5-3                            |                                       | 3                                     | 0                                     | 1                                     | 1                                     | 1                                     | 0                                     | 1                                     |  |             |
| John Milner, L<br>OBP: 0.329, SLG: 0.468<br>(1, 7)  | 0-3<br>K                              |                                       | 0-0<br>4-3                            |                                       | 4-0<br>BB                             |                                       |                                       | 4-0<br>SH1-4<br>IBB                   |                                       | 2                                     | 0                                     | 0                                     | 0                                     | 2                                     | 1                                     | 3                                     |  |             |
| Jerry Grote, R<br>OBP: 0.208, SLG: 0.228<br>(1, 2)  |                                       | 0-0<br>2-3                            | 0-0<br>4-3                            |                                       | 0-3<br>K                              |                                       |                                       | 0-0<br>SH1-4                          |                                       | 3                                     | 0                                     | 0                                     | 1                                     | 0                                     | 1                                     | 2                                     |  |             |
| Wayne Garrett, L<br>OBP: 0.348, SLG: 0.356<br>(1, 5)  |                                       | 0-0<br>3-1                            |                                       | 0-3<br>K                              |                                       | 0-3<br>K                              |                                       | 0-0<br>L3                             |                                       | 4                                     | 0                                     | 0                                     | 0                                     | 0                                     | 2                                     | 2                                     |  |             |
| Ted Martinez, R<br>OBP: 0.264, SLG: 0.249<br>(1, 6)   |                                       | 0-0<br>L9                             |                                       | 0-3<br>K                              |                                       |                                       | 0-0<br>6-3                            |                                       |                                       | 3                                     | 0                                     | 0                                     | 0                                     | 0                                     | 1                                     | 0                                     |  |             |
| Ray Sadecki, L<br>OBP: 0.211, SLG: 0.316<br>Tug McGraw, R<br>OBP: 0.091, SLG: 0.091<br>(9, 1) |                                       |                                       | 0-3<br>K                              |                                       | 0-3<br>K                              |                                       | 0-0<br>F5                             |                                       |                                       | 3                                     | 0                                     | 0                                     | 0                                     | 0                                     | 2                                     | 0                                     |  |             |
|   |                                       |                                       |                                       |                                       |                                       |                                       |                                       |                                       |                                       | 0                                     | 0                                     | 0                                     | 0                                     | 0                                     | 0                                     | 0                                     |  |             |
| <b>Inning Stats</b>   | R: 0<br>E: 0<br>K: 1<br>S: 6          | H: 1<br>LOB: 2<br>BB: 1<br>P: 10      | R: 0<br>E: 0<br>K: 0<br>S: 3          | H: 0<br>LOB: 0<br>BB: 0<br>P: 3       | R: 3<br>E: 1<br>K: 1<br>S: 9          | H: 4<br>LOB: 1<br>BB: 0<br>P: 9       | R: 0<br>E: 0<br>K: 3<br>S: 9          | H: 0<br>LOB: 0<br>BB: 0<br>P: 9       | R: 0<br>E: 0<br>K: 2<br>S: 7          | H: 0<br>LOB: 1<br>BB: 1<br>P: 11      | R: 0<br>E: 0<br>K: 1<br>S: 5          | H: 0<br>LOB: 0<br>BB: 0<br>P: 5       | R: 2<br>E: 2<br>K: 0<br>S: 5          | H: 1<br>LOB: 1<br>BB: 1<br>P: 9       | 1B: 5<br>2B: 1<br>3B: 0<br>HR: 0      | SF: 0<br>SAC: 2<br>DP: 0<br>HBP: 0    | WP: 0<br>PB: 0<br>SB: 0<br>CS: 0   | PA: 34      |
| <b>PITCHER</b>  | IP<br>WLS<br>BF<br>H<br>R<br>ER<br>SO | IP<br>WLS<br>BF<br>H<br>R<br>ER<br>SO | IP<br>WLS<br>BF<br>H<br>R<br>ER<br>SO | IP<br>WLS<br>BF<br>H<br>R<br>ER<br>SO | IP<br>WLS<br>BF<br>H<br>R<br>ER<br>SO | IP<br>WLS<br>BF<br>H<br>R<br>ER<br>SO | IP<br>WLS<br>BF<br>H<br>R<br>ER<br>SO | IP<br>WLS<br>BF<br>H<br>R<br>ER<br>SO | IP<br>WLS<br>BF<br>H<br>R<br>ER<br>SO | IP<br>WLS<br>BF<br>H<br>R<br>ER<br>SO | IP<br>WLS<br>BF<br>H<br>R<br>ER<br>SO | IP<br>WLS<br>BF<br>H<br>R<br>ER<br>SO | IP<br>WLS<br>BF<br>H<br>R<br>ER<br>SO | IP<br>WLS<br>BF<br>H<br>R<br>ER<br>SO | IP<br>WLS<br>BF<br>H<br>R<br>ER<br>SO | IP<br>WLS<br>BF<br>H<br>R<br>ER<br>SO | ERA<br>WHIP  | ERA<br>WHIP |
| Jim Rooker, L<br>ERA: 3.5<br>John Lamb, R<br>ERA: 4.64  | (1, 1)<br>7.0                         | (8, 1)<br>1.0                         | (1, 1)<br>7.0                         | (8, 1)<br>1.0                         | (1, 1)<br>7.0                         | (8, 1)<br>1.0                         | (1, 1)<br>7.0                         | (8, 1)<br>1.0                         | (1, 1)<br>7.0                         | (8, 1)<br>1.0                         | (1, 1)<br>7.0                         | (8, 1)<br>1.0                         | (1, 1)<br>7.0                         | (8, 1)<br>1.0                         | (1, 1)<br>7.0                         | (8, 1)<br>1.0                         | 3.5<br>4.64  | 3.5<br>4.64 |

|            |           |
|------------|-----------|
| <b>AB</b>  | <b>29</b> |
| <b>R</b>   | <b>5</b>  |
| <b>H</b>   | <b>6</b>  |
| <b>RBI</b> | <b>3</b>  |
| <b>BB</b>  | <b>3</b>  |
| <b>SO</b>  | <b>9</b>  |
| <b>LOB</b> | <b>9</b>  |



|       |        |
|-------|--------|
| WP: 0 | PA: 34 |
| PB: 0 |        |
| SB: 0 |        |
| CS: 0 |        |

|       |        |
|-------|--------|
| WP: 0 | PA: 34 |
| PB: 0 |        |
| SB: 0 |        |
| CS: 0 |        |

| Batter  | 1  | 2                                | 3                            | 4                               | 5                            | 6                               | 7                            | 8                               | 9                            | AB R H RBI BB SO LOB   | TOP                          |                                  |  |                                 |                              |                                 |                              |                                 |                                  |                                    |                                  |        |
|---|--|----------------------------------|------------------------------|---------------------------------|------------------------------|---------------------------------|------------------------------|---------------------------------|------------------------------|--|------------------------------|----------------------------------|--|---------------------------------|------------------------------|---------------------------------|------------------------------|---------------------------------|----------------------------------|------------------------------------|----------------------------------|--------|
| Lou Brock, L (1, 7)<br>OBP: 0.355, SLG: 0.372   | 0-3<br>K   |                                  | 0-0<br>S<br>1B<br>1B         |                                 | 0-0<br>G5-4-3<br>1B<br>2B    |                                 | 0-0<br>5-3                   |                                 | 0-0<br>E<br>1B               | 5 2 3 0 0 1 0  |                              |                                  |  |                                 |                              |                                 |                              |                                 |                                  |                                    |                                  |        |
| Ted Sizemore, R (1, 4)<br>OBP: 0.379, SLG: 0.326  | 0-0<br>1B<br>1B  |                                  | 0-0<br>1-H<br>1B             |                                 | 4-0<br>G5-4-3<br>BB          |                                 | 0-0<br>FC6-4<br>1B           |                                 | 0-0<br>L5                    | 4 0 3 1 1 0 1  |                              |                                  |  |                                 |                              |                                 |                              |                                 |                                  |                                    |                                  |        |
| Joe Torre, R (1, 3)<br>OBP: 0.387, SLG: 0.423   | 0-0<br>1-2<br>1B   |                                  | 0-3<br>K                     |                                 | 0-0<br>G5-4-3<br>1-2f<br>2-3 |                                 | 0-3<br>K                     |                                 | 0-0<br>E5                    | 5 0 1 0 0 2 5  |                              |                                  |  |                                 |                              |                                 |                              |                                 |                                  |                                    |                                  |        |
| Ted Simmons, S (1, 2)<br>OBP: 0.354, SLG: 0.420   | 0-3<br>K   |                                  | 0-3<br>K                     |                                 | 0-0<br>1B                    |                                 | 0-0<br>FC6-4<br>1-2f         |                                 | 0-0<br>G3                    | 5 0 1 1 0 2 6  |                              |                                  |  |                                 |                              |                                 |                              |                                 |                                  |                                    |                                  |        |
| Luis Melendez, R (1, 8)<br>OBP: 0.305, SLG: 0.300   | 0-3<br>K   |                                  | 0-0<br>L9                    |                                 | 0-0<br>F8                    |                                 |                              |                                 | 0-0<br>F8                    | 4 0 0 0 0 1 4  |                              |                                  |  |                                 |                              |                                 |                              |                                 |                                  |                                    |                                  |        |
| Ken Reitz, R (1, 6)<br>OBP: 0.268, SLG: 0.355   |  | 0-0<br>F7                        |                              | 0-0<br>P4                       |                              | 0-0<br>F5                       |                              | 0-0<br>G3                       |                              | 4 0 0 0 0 0 0  |                              |                                  |  |                                 |                              |                                 |                              |                                 |                                  |                                    |                                  |        |
| Bernie Carbo, L (1, 9)<br>OBP: 0.401, SLG: 0.431  |  | 0-0<br>F7                        |                              | 0-0<br>HR                       |                              | 4-0<br>BB                       |                              | 4-0<br>FC5-4<br>BB              |                              | 2 1 1 1 2 0 0  |                              |                                  |  |                                 |                              |                                 |                              |                                 |                                  |                                    |                                  |        |
| Terry Hughes, R (1, 5)<br>OBP: 0.250, SLG: 0.250  |  | 0-0<br>1B                        |                              | 0-3<br>K                        |                              | 0-3<br>K                        |                              | 0-0<br>FC5-4<br>1-2f            |                              | 4 0 1 0 0 2 2  |                              |                                  |  |                                 |                              |                                 |                              |                                 |                                  |                                    |                                  |        |
| Rich Folkers, L (1, 1)<br>OBP: 0.063, SLG: 0.063<br>Orlando Pena, R (5, 1)<br>Bill Stein, R (6, PH)<br>Diego Segui, R (6, 1)<br>Ed Sprague, R (8, 1)<br>Tim McCarver, L (9, PH)<br>OBP: 0.315, SLG: 0.368 |  | 0-0<br>6-3                       |                              | 0-3<br>K                        |                              | 0-3<br>K                        |                              |                                 | 0-3<br>K                     | 2 0 0 0 0 0 1 1<br>0 0 0 0 0 0 0 0<br>1 0 0 0 0 0 1 1<br>0 0 0 0 0 0 0 0<br>0 0 0 0 0 0 0 0<br>1 0 0 0 0 0 1 0 |                              |                                  |  |                                 |                              |                                 |                              |                                 |                                  |                                    |                                  |        |
| <b>Inning Stats</b>   | R: 0<br>E: 0<br>K: 3<br>S: 11  | H: 2<br>LOB: 2<br>BB: 0<br>P: 11 | R: 0<br>E: 0<br>K: 0<br>S: 4 | H: 1<br>LOB: 1<br>BB: 0<br>P: 4 | R: 1<br>E: 0<br>K: 2<br>S: 9 | H: 2<br>LOB: 1<br>BB: 0<br>P: 9 | R: 1<br>E: 0<br>K: 2<br>S: 8 | H: 1<br>LOB: 0<br>BB: 0<br>P: 8 | R: 1<br>E: 0<br>K: 0<br>S: 4 | H: 2<br>LOB: 1<br>BB: 1<br>P: 8  | R: 0<br>E: 0<br>K: 2<br>S: 7 | H: 0<br>LOB: 1<br>BB: 1<br>P: 11 | R: 0<br>E: 0<br>K: 1<br>S: 6   | H: 1<br>LOB: 1<br>BB: 0<br>P: 6 | R: 0<br>E: 0<br>K: 0<br>S: 3 | H: 0<br>LOB: 1<br>BB: 1<br>P: 7 | R: 0<br>E: 1<br>K: 1<br>S: 7 | H: 1<br>LOB: 2<br>BB: 0<br>P: 7 | 1B: 8<br>2B: 1<br>3B: 0<br>HR: 1 | SF: 0<br>SAC: 0<br>DP: 1<br>HBP: 0 | WP: 0<br>PB: 0<br>SB: 1<br>CS: 0 | PA: 40 |
| <b>PITCHER</b><br>Jon Mattack, L (1, 1)<br>ERA: 3.48  | IP: 9.0<br>WLS: W<br>BF: 40<br>H: 10<br>R: 3<br>ER: 3<br>SO: 11<br>BB: 3<br>IBB: 0<br>HBP: 0<br>BLK: 0<br>WP: 0<br>HR: 1<br>S: 59<br>P: 71<br>ERA: 3.00<br>WHIP: 1.444 |                                  |                              |                                 |                              |                                 |                              |                                 |                              |  |                              | <b>PITCHER</b>                   | IP: WLS: BF: H: R: ER: SO: BB: IBB: HBP: BLK: WP: HR: S: P: ERA: WHIP: |                                 |                              |                                 |                              |                                 |                                  |                                    |                                  |        |

St. Louis Cardinals @ New York Mets  
Shea Stadium, Flushing, NY  
Fri Aug 03 1973, 7:05 PM EDT  
Att: 25,764 - Unknown

livebaseballscorecards.com

|     |    |
|-----|----|
| AB  | 37 |
| R   | 3  |
| H   | 10 |
| RBI | 3  |
| BB  | 3  |
| SO  | 11 |
| LOB | 20 |



| Batter  | 1   | 2   | 3                        | 4                      | 5                        | 6                      | 7                        | 8                      | 9                        | AB                     | R                        | H                       | RBI                      | BB                     | SO                      | LOB                       | BOTTOM   |        |  |
|---|---|---|--------------------------|------------------------|--------------------------|------------------------|--------------------------|------------------------|--------------------------|------------------------|--------------------------|-------------------------|--------------------------|------------------------|-------------------------|---------------------------|--|--------|--|
| Don Hahn, R<br>OBP: 0.320, SLG: 0.333 (1, 8)            |   |   |                          |                        |                          |                        |                          |                        |                          | 3                      | 0                        | 1                       | 1                        | 1                      | 0                       | 1                         | <b>St. Louis Cardinals @ New York Mets</b><br><b>Shea Stadium, Flushing, NY</b><br>Fri Aug 03 1973, 7:05 PM EDT<br>Att. 25,764 - Unknown |        |  |
| Felix Millan, R<br>OBP: 0.340, SLG: 0.375 (1, 4)        |   |   |                          |                        |                          |                        |                          |                        |                          | 4                      | 2                        | 2                       | 0                        | 0                      | 0                       | 1                         |  |        |  |
| Willie Mays, R<br>OBP: 0.291, SLG: 0.353 (1, 3)         |   |   |                          |                        |                          |                        |                          |                        |                          | 4                      | 1                        | 1                       | 3                        | 0                      | 2                       | 3                         |  |        |  |
| Cleon Jones, R<br>OBP: 0.313, SLG: 0.373 (1, 9) (2, 7)  |   |   |                          |                        |                          |                        |                          |                        |                          | 4                      | 1                        | 1                       | 0                        | 0                      | 0                       | 2                         |  |        |  |
| John Milner, L<br>OBP: 0.331, SLG: 0.478 (1, 7)         |   |   |                          |                        |                          |                        |                          |                        |                          | 1                      | 0                        | 1                       | 2                        | 0                      | 0                       | 0                         |  |        |  |
| Rusty Staub, L<br>OBP: 0.351, SLG: 0.425 (1, PR) (2, 9) |   |   |                          |                        |                          |                        |                          |                        |                          | 2                      | 1                        | 0                       | 0                        | 1                      | 0                       | 0                         |  |        |  |
| Jerry Grote, R<br>OBP: 0.209, SLG: 0.229 (1, 2)         |   |   |                          |                        |                          |                        |                          |                        |                          | 4                      | 0                        | 1                       | 1                        | 0                      | 0                       | 1                         |  |        |  |
| Wayne Garrett, L<br>OBP: 0.344, SLG: 0.351 (1, 5)       |   |   |                          |                        |                          |                        |                          |                        |                          | 4                      | 0                        | 0                       | 0                        | 0                      | 0                       | 3                         |  |        |  |
| Ted Martinez, R<br>OBP: 0.265, SLG: 0.250 (1, 6)        |   |   |                          |                        |                          |                        |                          |                        |                          | 3                      | 1                        | 1                       | 0                        | 0                      | 2                       | 0                         |  |        |  |
| Jon Mattack, L<br>OBP: 0.229, SLG: 0.098 (1, 1)         |   |   |                          |                        |                          |                        |                          |                        |                          | 1                      | 1                        | 0                       | 0                        | 1                      | 1                       | 0                         |  |        |  |
| <b>Inning Stats</b>                                     | R: 3 H: 3 E: 0 K: 0 S: 6                              | H: 3 LOB: 2 BB: 1 P: 10                               | R: 0 H: 0 E: 0 K: 2 S: 7 | L: 0 LOB: 0 BB: 0 P: 7 | R: 0 H: 0 E: 0 K: 1 S: 5 | H: 0 LOB: 0 BB: 0 P: 5 | R: 0 H: 0 E: 0 K: 0 S: 3 | H: 0 LOB: 0 BB: 0 P: 3 | R: 0 H: 0 E: 0 K: 0 S: 3 | H: 0 LOB: 0 BB: 0 P: 3 | R: 3 H: 2 E: 0 K: 1 S: 7 | H: 0 LOB: 0 BB: 1 P: 11 | R: 0 H: 0 E: 0 K: 0 S: 2 | H: 0 LOB: 0 BB: 1 P: 6 | 1B: 6 2B: 0 3B: 1 HR: 1 | SF: 0 SAC: 1 DP: 1 HBP: 0 | WP: 0 PB: 0 SB: 1 CS: 0  | PA: 34 |  |
| <b>PITCHER</b>  | IP WLS BF H R ER SO BB IBB HBP BLK WP HR S P ERA WHIP | IP WLS BF H R ER SO BB IBB HBP BLK WP HR S P ERA WHIP |                          |                        |                          |                        |                          |                        |                          |                        |                          |                         |                          |                        |                         |                           |  |        |  |
| Rich Folkers, L<br>ERA: 2.97 (1, 1)                     | 4.1 L 20 6 4 4 3 1 0 0 0 0 0 0 25 29 8.31 1.615       |   |                          |                        |                          |                        |                          |                        |                          |                        |                          |                         |                          |                        |                         |                           |  |        |  |
| Orlando Pena, R<br>ERA: 3.36 (5, 1)                     | 0.2 2 0 0 0 1 0 0 0 0 0 0 4 4 0.00 0.000              |   |                          |                        |                          |                        |                          |                        |                          |                        |                          |                         |                          |                        |                         |                           |  |        |  |
| Diego Segui, R<br>ERA: 2.84 (6, 1)                      | 2.0 9 2 3 3 1 1 0 0 0 0 0 1 10 14 13.50 1.500         |   |                          |                        |                          |                        |                          |                        |                          |                        |                          |                         |                          |                        |                         |                           |  |        |  |
| Ed Sprague, R<br>ERA: 4.99 (8, 1)                       | 1.0 3 0 0 0 0 1 0 0 0 0 0 0 2 6 0.00 1.000            |   |                          |                        |                          |                        |                          |                        |                          |                        |                          |                         |                          |                        |                         |                           |  |        |  |

**AB** 30  
**R** 7  
**H** 8  
**RBI** 7  
**BB** 3  
**SO** 5  
**LOB** 11



**WP:** 0 **PA:** 34  
**PB:** 0  
**SB:** 1  
**CS:** 0

[livebaseballscorecards.com](http://livebaseballscorecards.com)

| Batter   | 1  | 2                               | 3                            | 4                               | 5                            | 6                               | 7                            | 8                               | 9                            | AB R H RBI BB SO LOB            | TOP                          |                                 |  |                                 |                              |                                 |                              |                                 |                                  |                                    |                                  |        |
|--|--|---------------------------------|------------------------------|---------------------------------|------------------------------|---------------------------------|------------------------------|---------------------------------|------------------------------|---------------------------------|------------------------------|---------------------------------|--|---------------------------------|------------------------------|---------------------------------|------------------------------|---------------------------------|----------------------------------|------------------------------------|----------------------------------|--------|
| Lou Brock, L (1, 7)<br>OBP: 0.354, SLG: 0.372          | 0-0<br>G3  |                                 | 0-0<br>SF8                   |                                 | 0-3<br>K                     |                                 |                              | 0-0<br>SH1-4<br>1B              |                              | 3 1 1 1 0 1 0                   |                              |                                 |  |                                 |                              |                                 |                              |                                 |                                  |                                    |                                  |        |
| Ted Sizemore, R (1, 4)<br>OBP: 0.379, SLG: 0.324       | 4-0<br>BB  |                                 | 0-0<br>L5-3                  |                                 | 0-0<br>P3                    |                                 |                              | 0-0<br>SH1-4                    |                              | 2 0 0 0 1 0 1                   |                              |                                 |  |                                 |                              |                                 |                              |                                 |                                  |                                    |                                  |        |
| Luis Melendez, R (1, 8)<br>OBP: 0.304, SLG: 0.304      | 0-3<br>K   |                                 |                              | 0-0<br>6-3<br>1B 2B             |                              | 0-0<br>F8                       |                              | 0-3<br>K                        |                              | 4 1 1 0 0 2 2                   |                              |                                 |  |                                 |                              |                                 |                              |                                 |                                  |                                    |                                  |        |
| Ted Simmons, S (1, 2)<br>OBP: 0.353, SLG: 0.418        | 0-0<br>P6  |                                 |                              | 0-0<br>F7                       |                              | 0-0<br>5-3                      |                              | 0-0<br>1B                       |                              | 4 1 1 1 0 0 2                   |                              |                                 |  |                                 |                              |                                 |                              |                                 |                                  |                                    |                                  |        |
| Joe Torre, R (1, 3)<br>OBP: 0.386, SLG: 0.422          |  | 0-0<br>6-3                      |                              | 0-0<br>6-3                      |                              | 0-0<br>F9                       |                              | 0-0<br>1B                       |                              | 4 0 1 1 0 0 1                   |                              |                                 |  |                                 |                              |                                 |                              |                                 |                                  |                                    |                                  |        |
| Ken Reitz, R (1, 5)<br>OBP: 0.268, SLG: 0.353          |  | 0-0<br>6-3                      |                              | 0-0<br>1B                       |                              | 0-0<br>5-3                      |                              | 0-0<br>6-3                      |                              | 4 0 1 1 0 0 0                   |                              |                                 |  |                                 |                              |                                 |                              |                                 |                                  |                                    |                                  |        |
| Bernie Carbo, L (1, 9)<br>OBP: 0.403, SLG: 0.433       |  | 0-0<br>F7                       |                              | 0-0<br>1B                       |                              | 0-0<br>FC5-4<br>1B              |                              | 0-0<br>4-3                      |                              | 4 0 2 0 0 0 0                   |                              |                                 |  |                                 |                              |                                 |                              |                                 |                                  |                                    |                                  |        |
| Mike Tyson, R (1, 6)<br>OBP: 0.285, SLG: 0.298         |  |                                 | 0-0<br>1B SF8<br>2B          |                                 | 0-0<br>F8                    |                                 | 0-0<br>P3                    |                                 | 0-0<br>E6                    | 4 1 1 0 0 0 3                   |                              |                                 |  |                                 |                              |                                 |                              |                                 |                                  |                                    |                                  |        |
| Bob Gibson, R (1, 1)<br>OBP: 0.224, SLG: 0.286         |  |                                 | 0-0<br>L5-3<br>1B            |                                 | 0-0<br>4-3                   |                                 | 0-0<br>FC5-4                 |                                 | 0-0<br>1-3                   | 1 0 1 0 0 0 0                   |                              |                                 |  |                                 |                              |                                 |                              |                                 |                                  |                                    |                                  |        |
| Al Hrabosky, R (3, 1)                                  |  |                                 |                              |                                 |                              |                                 |                              |                                 |                              | 1 0 0 0 0 0 0                   |                              |                                 |  |                                 |                              |                                 |                              |                                 |                                  |                                    |                                  |        |
| Terry Hughes, R (7, PH)<br>OBP: 0.200, SLG: 0.200      |  |                                 |                              |                                 |                              |                                 |                              |                                 |                              | 1 0 0 0 0 0 1                   |                              |                                 |  |                                 |                              |                                 |                              |                                 |                                  |                                    |                                  |        |
| Orlando Pena, R (7, 1)                                 |  |                                 |                              |                                 |                              |                                 |                              |                                 |                              | 1 0 0 0 0 0 1                   |                              |                                 |  |                                 |                              |                                 |                              |                                 |                                  |                                    |                                  |        |
| Diego Segui, R (9, 1)                                  |  |                                 |                              |                                 |                              |                                 |                              |                                 |                              | 0 0 0 0 0 0 0                   |                              |                                 |  |                                 |                              |                                 |                              |                                 |                                  |                                    |                                  |        |
| <b>Inning Stats</b>                                    | R: 0<br>E: 0<br>K: 1<br>S: 5   | H: 0<br>LOB: 1<br>BB: 1<br>P: 9 | R: 0<br>E: 0<br>K: 0<br>S: 3 | H: 0<br>LOB: 0<br>BB: 0<br>P: 3 | R: 1<br>E: 0<br>K: 0<br>S: 4 | H: 2<br>LOB: 0<br>BB: 0<br>P: 4 | R: 1<br>E: 0<br>K: 0<br>S: 6 | H: 3<br>LOB: 2<br>BB: 0<br>P: 6 | R: 0<br>E: 0<br>K: 1<br>S: 5 | H: 0<br>LOB: 0<br>BB: 0<br>P: 5 | R: 0<br>E: 0<br>K: 0<br>S: 3 | H: 0<br>LOB: 0<br>BB: 0<br>P: 3 | R: 0<br>E: 0<br>K: 0<br>S: 4   | H: 1<br>LOB: 1<br>BB: 0<br>P: 4 | R: 2<br>E: 0<br>K: 1<br>S: 7 | H: 3<br>LOB: 1<br>BB: 0<br>P: 7 | R: 0<br>E: 1<br>K: 0<br>S: 4 | H: 0<br>LOB: 1<br>BB: 0<br>P: 4 | 1B: 7<br>2B: 3<br>3B: 0<br>HR: 0 | SF: 1<br>SAC: 1<br>DP: 1<br>HBP: 0 | WP: 0<br>PB: 0<br>SB: 0<br>CS: 0 | PA: 36 |
| <b>PITCHER</b><br>Jerry Koosman, L (1, 1)<br>ERA: 3.35 | IP: 9.0<br>WLS: L<br>BF: 36<br>H: 9<br>R: 4<br>ER: 4<br>SO: 3<br>BB: 1<br>IBB: 0<br>HBP: 0<br>BLK: 0<br>WP: 0<br>HR: 0<br>S: 41<br>P: 45<br>ERA: 4.00<br>WHIP: 1.111 |                                 |                              |                                 |                              |                                 |                              |                                 |                              |                                 |                              | <b>PITCHER</b>                  | IP: 9.0<br>WLS: L<br>BF: 36<br>H: 9<br>R: 4<br>ER: 4<br>SO: 3<br>BB: 1<br>IBB: 0<br>HBP: 0<br>BLK: 0<br>WP: 0<br>HR: 0<br>S: 41<br>P: 45<br>ERA: 4.00<br>WHIP: 1.111 |                                 |                              |                                 |                              |                                 |                                  |                                    |                                  |        |

St. Louis Cardinals @ New York Mets  
Shea Stadium, Flushing, NY  
Sat Aug 04 1973, 3:33 AM EDT  
Att: 22,926 - Unknown

livebaseballscorecards.com

|     |    |
|-----|----|
| AB  | 33 |
| R   | 4  |
| H   | 9  |
| RBI | 4  |
| BB  | 1  |
| SO  | 3  |
| LOB | 11 |



BOTTOM

St. Louis Cardinals @ New York Mets  
Shea Stadium, Flushing, NY  
Sat Aug 04 1973, 3:33 AM EDT  
Att. 22,926 - Unknown

livebaseballscorecards.com

|     |    |
|-----|----|
| AB  | 35 |
| R   | 3  |
| H   | 8  |
| RBI | 2  |
| BB  | 3  |
| SO  | 4  |
| LOB | 18 |



|     |   |     |    |
|-----|---|-----|----|
| WP: | 0 | PA: | 39 |
| PB: | 0 | SB: | 1  |
| CS: | 0 |     |    |

AB R H RBI BB SO LOB

|   |   |   |   |   |   |   |
|---|---|---|---|---|---|---|
| 3 | 0 | 0 | 0 | 2 | 1 | 2 |
| 5 | 0 | 1 | 0 | 0 | 0 | 3 |
| 5 | 0 | 0 | 0 | 0 | 1 | 4 |
| 4 | 0 | 1 | 0 | 0 | 0 | 2 |
| 4 | 1 | 1 | 0 | 0 | 0 | 1 |
| 4 | 0 | 0 | 0 | 0 | 0 | 2 |
| 3 | 2 | 3 | 1 | 1 | 0 | 0 |
| 3 | 0 | 1 | 0 | 0 | 0 | 1 |
| 1 | 0 | 1 | 1 | 0 | 0 | 0 |
| 3 | 0 | 0 | 0 | 0 | 2 | 3 |

| Batter   | 1         | 2                | 3                | 4                      | 5          | 6         | 7          | 8                         | 9                   |
|--|-----------|------------------|------------------|------------------------|------------|-----------|------------|---------------------------|---------------------|
| Don Hahn, R<br>OBP: 0.324, SLG: 0.323<br>(1, 8)  | 0-0<br>F9 |                  | 4-0<br>E S<br>BB | 0-0<br>5-3             |            |           | 0-3<br>K   |                           | 4-0<br>BB<br>BB     |
| Felix Millan, R<br>OBP: 0.338, SLG: 0.373<br>(1, 4)  | 0-0<br>1B |                  | 0-0<br>P4<br>1-3 |                        | 0-0<br>5-3 |           | 0-0<br>5-3 |                           | 0-0<br>P4           |
| Rusty Staub, L<br>OBP: 0.347, SLG: 0.419<br>(1, 9)   | 0-0<br>F7 |                  | 0-0<br>F8        |                        | 0-3<br>K   |           |            | 0-0<br>F9                 | 0-0<br>4-3          |
| John Milner, L<br>OBP: 0.330, SLG: 0.474<br>(1, 7)   | 0-0<br>F2 |                  | 0-0<br>4-3       |                        | 0-0<br>P6  |           |            | 0-0<br>1B                 |                     |
| Ed Kranepool, L<br>OBP: 0.308, SLG: 0.327<br>(1, 3)  |           | 0-0<br>L3        |                  | 0-0<br>G3<br>1B        |            | 0-0<br>F7 |            | 0-0<br>P6                 |                     |
| Ken Boswell, L<br>OBP: 0.253, SLG: 0.317<br>(1, 5)   |           | 0-0<br>P4        |                  | 0-0<br>G3<br>1-2       |            | 0-0<br>G3 |            | 0-0<br>F9                 |                     |
| Jerry Grote, R<br>OBP: 0.237, SLG: 0.259<br>(1, 2)   |           | 4-0<br>E<br>BB   |                  | 0-0<br>2B<br>2-H<br>1B |            | 0-0<br>1B |            |                           | 0-0<br>1B<br>2B     |
| Ted Martinez, R<br>OBP: 0.266, SLG: 0.257<br>Wayne Garrett, L<br>OBP: 0.346, SLG: 0.353<br>(9, PH) |           | 0-0<br>E8<br>1-H |                  | 0-0<br>1-3<br>2B       |            | 0-0<br>F9 |            | 0-0<br>SH2-4<br>2-H<br>1B |                     |
| Jerry Koosman, R<br>OBP: 0.132, SLG: 0.135<br>(1, 1)   |           | 0-3<br>K         |                  | 0-3<br>K               |            |           | 0-0<br>1-3 |                           | 0-0<br>SH2-4<br>1-2 |

| Inning Stats | R: 0 | H: 1 | E: 0 | LOB: 1 | K: 0 | P: 4 | R: 1 | H: 0 | E: 1 | LOB: 1 | K: 1 | P: 4 | R: 0 | H: 0 | E: 0 | LOB: 0 | K: 1 | P: 5 | R: 0 | H: 1 | E: 0 | LOB: 1 | K: 0 | P: 4 | R: 0 | H: 0 | E: 0 | LOB: 0 | K: 1 | P: 5 | R: 0 | H: 1 | E: 0 | LOB: 1 | K: 0 | P: 4 | R: 1 | H: 2 | E: 0 | LOB: 2 | K: 0 | P: 9 |
|--------------|------|------|------|--------|------|------|------|------|------|--------|------|------|------|------|------|--------|------|------|------|------|------|--------|------|------|------|------|------|--------|------|------|------|------|------|--------|------|------|------|------|------|--------|------|------|
|--------------|------|------|------|--------|------|------|------|------|------|--------|------|------|------|------|------|--------|------|------|------|------|------|--------|------|------|------|------|------|--------|------|------|------|------|------|--------|------|------|------|------|------|--------|------|------|

| PITCHER                                | IP  | WLS | BF | H | R | ER | SO | BB | IBB | HBP | BLK | WP | HR | S  | P  | ERA  | WHIP  |
|--|-----|-----|----|---|---|----|----|----|-----|-----|-----|----|----|----|----|------|-------|
| Bob Gibson, R<br>ERA: 2.81<br>(1, 1)   | 2.0 |     | 9  | 1 | 1 | 0  | 1  | 1  | 0   | 0   | 0   | 0  | 0  | 10 | 14 | 0.00 | 1.000 |
| Al Hrabosky, L<br>ERA: 2.01<br>(3, 1)  | 4.0 |     | 17 | 4 | 1 | 1  | 2  | 1  | 0   | 0   | 0   | 0  | 0  | 20 | 24 | 2.25 | 1.250 |
| Orlando Pena, R<br>ERA: 3.39<br>(7, 1) | 2.0 | W   | 9  | 3 | 1 | 1  | 1  | 0  | 0   | 0   | 0   | 0  | 0  | 11 | 11 | 4.50 | 1.500 |
| Diego Segui, R<br>ERA: 2.79<br>(9, 1)  | 1.0 | S   | 4  | 0 | 0 | 0  | 0  | 1  | 0   | 0   | 0   | 0  | 0  | 3  | 7  | 0.00 | 1.000 |

| Batter  | 1   | 2   | 3   | 4  | 5   | 6   | 7   | 8   | 9   | AB R H RBI BB SO LOB                                       | TOP   |                |   |
|---|---|---|---|--|---|---|---|---|---|--|---|----------------|---|
| Lou Brock, L (1, 7)<br>OBP: 0.356, SLG: 0.373     | 0-0<br>4-3  |   | 0-0<br>1-3  |  | 0-0<br>G4-6-3<br>1B                                 |   | 0-0<br>G5-4-3<br>1B                                 |   |   | 4 0 2 1 0 0 1  | <b>St. Louis Cardinals @ New York Mets</b><br>Shea Stadium, Flushing, NY<br>Sun Aug 05 1973, 3:33 AM EDT<br>Unknown<br><a href="http://livebaseballscorecards.com">livebaseballscorecards.com</a> |                |   |
| Ted Sizemore, R (1, 4)<br>OBP: 0.378, SLG: 0.321  | 4-0<br>E1<br>SF8<br>BB                                |   | 0-0<br>5-3  |  | 0-0<br>G4-6-3<br>1-2f                               |   | 0-0<br>G5-4-3<br>1-2f                               |   |   | 3 1 0 0 1 0 4  |   |                |   |
| Tim McCarver, L (1, 3)<br>OBP: 0.310, SLG: 0.363  | 0-0<br>SF8  |   |   | 0-0<br>4-3   |   | 0-0<br>F9   |   | 0-0<br>4-3  |   | 3 0 0 1 0 0 0  |   |                |   |
| Ken Reitz, R (8, 5)<br>OBP: 0.268, SLG: 0.353     | 0-0<br>3-H<br>G1                                      |   |   | 0-0<br>BB<br>1B                                      |   | 0-0<br>FC5-4<br>1B                                  |   | 0-0<br>F7   |   | 4 0 2 0 0 0 0  |   |                |   |
| Ted Simmons, S (1, 2)<br>OBP: 0.354, SLG: 0.419   |   |   |   | 0-0<br>BB<br>1B                                      |   | 0-0<br>F8   |   | 0-0<br>4-3  |   | 3 0 0 0 1 1 1  |   |                |   |
| Bernie Carbo, L (1, 9)<br>OBP: 0.400, SLG: 0.425  |   | 0-3<br>K  |   | 4-0<br>1-2<br>BB                                     |   | 0-0<br>F8   |   | 0-0<br>4-3  |   | 3 0 0 0 1 1 1  |   |                |   |
| Joe Torre, R (1, 5)<br>OBP: 0.382, SLG: 0.417     |   | 0-0<br>5-3  |   | 0-3<br>K   |   | 0-0<br>FC5-4<br>1-2f                                |   | 0-0<br>6-3  |   | 4 0 0 0 0 1 3  |   |                |   |
| Jose Cruz, L (1, 8)<br>OBP: 0.316, SLG: 0.386     |   | 0-0<br>F9   |   | 0-0<br>P4  |   | 0-0<br>SH1-4<br>1B                                  |   | 0-3<br>K  |   | 4 1 1 0 0 1 2  |   |                |   |
| Mike Tyson, R (1, 6)<br>OBP: 0.286, SLG: 0.298    |   |   | 0-0<br>E9<br>1B                                     |  | 0-0<br>P4   |   | 0-0<br>SH1-4  |   | 0-0<br>F7   | 3 0 1 0 0 0 0  |   |                |   |
| Alan Foster, R (1, 1)<br>OBP: 0.238, SLG: 0.220   |   |   | 0-0<br>3-4  |  | 0-0<br>1B   |   | 0-0<br>1B   |   |   | 2 0 1 0 0 0 1  |   |                |   |
| Bake McBride, L (7, PH)<br>OBP: 0.500, SLG: 0.500 |   |   |   |  |   |   |   |   |   | 1 1 1 1 0 0 0  |   |                |   |
| Wayne Granger, R (7, 1)                           |   |   |   |  |   |   |   |   |   | 0 0 0 0 0 0 0  |   |                |   |
| Orlando Pena, R (8, 1)                            |   |   |   |  |   |   |   |   |   | 0 0 0 0 0 0 0  |   |                |   |
| <b>Inning Stats</b>                               | R: 1 H: 0<br>E: 1 LOB: 0<br>K: 0 BB: 1<br>S: 3 P: 7   | R: 0 H: 0<br>E: 0 LOB: 0<br>K: 1 BB: 0<br>S: 5 P: 5 | R: 0 H: 1<br>E: 1 LOB: 1<br>K: 0 BB: 0<br>S: 4 P: 4 | R: 0 H: 1<br>E: 0 LOB: 2<br>K: 1 BB: 1<br>S: 6 P: 10 | R: 0 H: 2<br>E: 0 LOB: 1<br>K: 0 BB: 0<br>S: 4 P: 4 | R: 0 H: 1<br>E: 0 LOB: 1<br>K: 0 BB: 0<br>S: 4 P: 4 | R: 2 H: 3<br>E: 0 LOB: 0<br>K: 0 BB: 0<br>S: 5 P: 5 | R: 0 H: 0<br>E: 0 LOB: 0<br>K: 0 BB: 0<br>S: 3 P: 3 | R: 0 H: 0<br>E: 0 LOB: 0<br>K: 1 BB: 0<br>S: 5 P: 5 | 1B: 8 SF: 1<br>2B: 0 SAC: 1<br>3B: 0 DP: 2<br>HR: 0 HBP: 0 | WP: 0 PA: 35<br>PB: 0<br>SB: 0<br>CS: 0   |                |   |
| <b>PITCHER</b>                                    | IP WLS BF H R ER SO BB IBB HBP BLK WP HR S P ERA WHIP |   |   |  |   |   |   |   |   |  |   | <b>PITCHER</b> | IP WLS BF H R ER SO BB IBB HBP BLK WP HR S P ERA WHIP |
| Tom Seaver, R (1, 1)<br>ERA: 1.9                  | 7.0 L 29 8 3 2 2 2 0 0 0 0 0 0 31 39 2.57 1.429       |   |   |  |   |   |   |   |   |  |   |                |   |
| Tug McGraw, L (8, 1)<br>ERA: 5.51                 | 2.0 6 0 0 0 1 0 0 0 0 0 0 0 8 8 0.00 0.000            |   |   |  |   |   |   |   |   |  |   |                |   |



| Batter  | 1                          | 2               | 3         | 4                      | 5          | 6          | 7                     | 8                | 9         | AB | R | H | RBI | BB | SO | LOB |
|---|----------------------------|-----------------|-----------|------------------------|------------|------------|-----------------------|------------------|-----------|----|---|---|-----|----|----|-----|
| Don Hahn, R (1, 8)<br>OBP: 0.321, SLG: 0.330      | 0-0<br>E6<br>4-3<br>1B     |                 | 0-0<br>F7 |                        | 0-0<br>2B  |            | 0-0<br>G4-6-3<br>1-2f |                  |           | 4  | 1 | 1 | 0   | 0  | 0  | 1   |
| Felix Millan, R (1, 4)<br>OBP: 0.335, SLG: 0.369  | 0-0<br>4-3<br>1-2          |                 | 0-0<br>F9 |                        | 0-0<br>5-3 |            |                       | 0-0<br>6-3       |           | 4  | 0 | 0 | 0   | 0  | 0  | 2   |
| Rusty Staub, L (1, 9)<br>OBP: 0.348, SLG: 0.420   | 0-0<br>G4-6-3<br>2-H<br>1B |                 | 0-0<br>1B |                        | 0-0<br>P4  |            |                       | 0-0<br>F9        |           | 4  | 0 | 2 | 1   | 0  | 0  | 1   |
| John Milner, L (1, 3)<br>OBP: 0.329, SLG: 0.471   | 0-0<br>G4-6-3<br>1-2f      |                 | 0-0<br>G3 |                        | 0-0<br>1-3 |            |                       | 0-0<br>1B<br>1B  |           | 4  | 0 | 1 | 0   | 0  | 0  | 3   |
| Cleon Jones, R (1, 7)<br>OBP: 0.317, SLG: 0.382   |                            | 0-0<br>F8       |           | 0-0<br>4-3<br>1B<br>2B |            | 0-0<br>6-3 |                       | 0-0<br>1-2<br>1B |           | 4  | 1 | 2 | 0   | 0  | 0  | 0   |
| Wayne Garrett, L (1, 5)<br>OBP: 0.342, SLG: 0.349 |                            | 0-3<br>K        |           | 0-0<br>4-3<br>2-3      |            | 0-0<br>4-3 |                       | 0-0<br>F9        |           | 4  | 0 | 0 | 0   | 0  | 1  | 3   |
| Jerry Grote, R (1, 2)<br>OBP: 0.246, SLG: 0.268   |                            | 0-0<br>1B<br>1B |           | 0-0<br>FC5-4<br>1B     |            | 0-0<br>F7  |                       |                  | 0-0<br>F5 | 4  | 0 | 2 | 1   | 0  | 0  | 0   |
| Ted Martinez, R (1, 6)<br>OBP: 0.267, SLG: 0.258  |                            | 0-0<br>1B       |           | 0-0<br>FC5-4<br>1-2f   |            |            | 0-3<br>K              |                  | 0-3<br>K  | 3  | 0 | 1 | 0   | 0  | 1  | 1   |
| Ron Hodges, L (9, PH)<br>OBP: 0.277, SLG: 0.275   |                            | 1-3<br>1B       |           | 0-3<br>K               |            |            | 0-3<br>K              |                  | 0-0<br>G3 | 1  | 0 | 0 | 0   | 0  | 1  | 0   |
| Tom Seaver, R (1, 1)<br>OBP: 0.227, SLG: 0.213    |                            | 0-3<br>K        |           | 0-3<br>K               |            |            | 4-0<br>G4-6-3<br>BB   |                  |           | 2  | 0 | 0 | 0   | 0  | 2  | 3   |
| Ken Boswell, L (7, PH)<br>OBP: 0.261, SLG: 0.317  |                            |                 |           |                        |            |            |                       |                  |           | 0  | 0 | 0 | 0   | 1  | 0  | 0   |
| Tug McGraw, R (8, 1)<br>OBP: 0.091, SLG: 0.091    |                            |                 |           |                        |            |            |                       |                  |           | 0  | 0 | 0 | 0   | 0  | 0  | 0   |
| Ed Kranepool, L (9, PH)<br>OBP: 0.307, SLG: 0.326 |                            |                 |           |                        |            |            |                       |                  |           | 1  | 0 | 0 | 0   | 0  | 0  | 0   |

| Inning Stats | R: 1 | H: 1 | E: 1 | K: 0 | S: 4 | R: 0 | H: 2 | E: 0 | K: 2 | S: 9 | R: 0 | H: 1 | E: 0 | K: 0 | S: 4 | R: 0 | H: 2 | E: 0 | K: 1 | S: 7 | R: 0 | H: 1 | E: 0 | K: 0 | S: 4 | R: 0 | H: 0 | E: 0 | K: 0 | S: 3 | R: 0 | H: 0 | E: 0 | K: 1 | S: 4 | R: 0 | H: 2 | E: 0 | K: 0 | S: 5 | R: 0 | H: 0 | E: 0 | K: 1 | S: 5 | R: 0 | H: 2 | E: 0 | K: 0 | S: 5 | R: 0 | H: 0 | E: 0 | K: 1 | S: 5 | 1B: 7 | 2B: 2 | 3B: 0 | HR: 0 | SF: 0 | SAC: 0 | DP: 2 | HBP: 0 | WP: 0 | PB: 0 | SB: 0 | CS: 0 | PA: 36 |
|--------------|------|------|------|------|------|------|------|------|------|------|------|------|------|------|------|------|------|------|------|------|------|------|------|------|------|------|------|------|------|------|------|------|------|------|------|------|------|------|------|------|------|------|------|------|------|------|------|------|------|------|------|------|------|------|------|-------|-------|-------|-------|-------|--------|-------|--------|-------|-------|-------|-------|--------|
|--------------|------|------|------|------|------|------|------|------|------|------|------|------|------|------|------|------|------|------|------|------|------|------|------|------|------|------|------|------|------|------|------|------|------|------|------|------|------|------|------|------|------|------|------|------|------|------|------|------|------|------|------|------|------|------|------|-------|-------|-------|-------|-------|--------|-------|--------|-------|-------|-------|-------|--------|

| PITCHER                              | IP  | WLS | BF | H | R | ER | SO | BB | IBB | HBP | BLK | WP | HR | S  | P  | ERA  | WHIP  |
|--------------------------------------|-----|-----|----|---|---|----|----|----|-----|-----|-----|----|----|----|----|------|-------|
| Alan Foster, R (1, 1)<br>ERA: 3.19   | 6.0 | W   | 25 | 7 | 2 | 1  | 3  | 0  | 0   | 0   | 0   | 0  | 0  | 31 | 31 | 1.50 | 1.167 |
| Wayne Granger, R (7, 1)<br>ERA: 3.69 | 1.2 |     | 7  | 2 | 0 | 0  | 1  | 1  | 0   | 0   | 0   | 0  | 0  | 8  | 12 | 0.00 | 1.800 |
| Orlando Pena, R (8, 1)<br>ERA: 3.33  | 1.1 | S   | 4  | 0 | 0 | 0  | 1  | 0  | 0   | 0   | 0   | 0  | 0  | 6  | 6  | 0.00 | 0.000 |

BOTTOM

St. Louis Cardinals @ New York Mets  
Shea Stadium, Flushing, NY  
Sun Aug 05 1973, 3:33 AM EDT  
Unknown

livebaseballscorecards.com

|     |    |
|-----|----|
| AB  | 35 |
| R   | 2  |
| H   | 9  |
| RBI | 2  |
| BB  | 1  |
| SO  | 5  |
| LOB | 14 |



| Batter   | 1   | 2                               | 3                            | 4                               | 5                            | 6                               | 7                            | 8                               | 9                            | AB R H RBI BB SO LOB            | TOP                          |                                 |                              |                                  |                              |                                 |                              |                                 |                                  |                                    |                                  |        |
|--|---|---------------------------------|------------------------------|---------------------------------|------------------------------|---------------------------------|------------------------------|---------------------------------|------------------------------|---------------------------------|------------------------------|---------------------------------|------------------------------|----------------------------------|------------------------------|---------------------------------|------------------------------|---------------------------------|----------------------------------|------------------------------------|----------------------------------|--------|
| Lou Brock, L (1, 7)<br>OBP: 0.356, SLG: 0.381    | 0-3<br>K  |                                 | 0-0<br>1B<br>3B              |                                 | 0-0<br>SH1-4<br>SF7<br>2B    | 0-0<br>G3                       |                              |                                 | 0-0<br>F7                    | 5 2 2 0 0 1 1                   |                              |                                 |                              |                                  |                              |                                 |                              |                                 |                                  |                                    |                                  |        |
| Ted Sizemore, R (1, 4)<br>OBP: 0.376, SLG: 0.323 | 0-0<br>6-3  |                                 | 0-0<br>F7                    |                                 | 0-0<br>SH1-4<br>2-3          |                                 |                              | 0-0<br>2B                       | 0-0<br>6-3                   | 4 0 1 0 0 0 1                   |                              |                                 |                              |                                  |                              |                                 |                              |                                 |                                  |                                    |                                  |        |
| Tim McCarver, L (1, 3)<br>OBP: 0.313, SLG: 0.367 | 0-0<br>1B<br>1B                                       |                                 | 0-0<br>G6-4-3<br>1B          |                                 | 0-0<br>SF7<br>3-H            |                                 |                              | 0-3<br>K                        | 0-0<br>5-3                   | 3 0 2 2 0 1 1<br>1 0 0 0 0 0 0  |                              |                                 |                              |                                  |                              |                                 |                              |                                 |                                  |                                    |                                  |        |
| Ken Reitz, R (7, 5)<br>OBP: 0.267, SLG: 0.352    |   |                                 |                              |                                 |                              |                                 |                              |                                 |                              |                                 |                              |                                 |                              |                                  |                              |                                 |                              |                                 |                                  |                                    |                                  |        |
| Ted Simmons, S (1, 2)<br>OBP: 0.358, SLG: 0.421  | 0-0<br>1-2<br>1B                                      |                                 | 0-0<br>G6-4-3<br>1-2f        |                                 | 0-0<br>FC4-6<br>1B           |                                 |                              | 4-0<br>FC6-4<br>BB              |                              | 3 0 2 0 1 0 1                   |                              |                                 |                              |                                  |                              |                                 |                              |                                 |                                  |                                    |                                  |        |
| Bernie Carbo, L (1, 9)<br>OBP: 0.393, SLG: 0.416 | 0-0<br>4-3  |                                 |                              |                                 | 0-0<br>G3                    | 0-0<br>FC4-6<br>1-2f            |                              | 0-3<br>K                        |                              | 4 0 0 0 0 1 5                   |                              |                                 |                              |                                  |                              |                                 |                              |                                 |                                  |                                    |                                  |        |
| Joe Torre, R (1, 5)<br>OBP: 0.381, SLG: 0.415    |   | 0-3<br>K                        |                              |                                 | 0-3<br>K                     |                                 |                              | 0-0<br>1B<br>SF7<br>1B          | 0-0<br>FC6-4<br>1-2f         | 4 1 1 0 0 2 2                   |                              |                                 |                              |                                  |                              |                                 |                              |                                 |                                  |                                    |                                  |        |
| Jose Cruz, L (1, 8)<br>OBP: 0.321, SLG: 0.393    |   | 0-0<br>5-3-6<br>2B              |                              |                                 | 0-0<br>1B<br>1B              |                                 |                              | 0-0<br>1-3<br>1B                | 0-3<br>K                     | 4 0 3 0 0 1 0                   |                              |                                 |                              |                                  |                              |                                 |                              |                                 |                                  |                                    |                                  |        |
| Mike Tyson, R (1, 6)<br>OBP: 0.285, SLG: 0.297   |   | 0-0<br>5-3-6<br>2-3f            |                              |                                 | 0-0<br>1-3<br>1B             |                                 |                              | 0-0<br>P6                       | 0-0<br>6-3                   | 4 0 1 0 0 0 3                   |                              |                                 |                              |                                  |                              |                                 |                              |                                 |                                  |                                    |                                  |        |
| Rick Wise, R (1, 1)<br>OBP: 0.242, SLG: 0.350    |   |                                 | 0-0<br>HR                    |                                 | 0-0<br>F2                    |                                 |                              | 0-0<br>SF7<br>3-H               | 0-3<br>K                     | 3 1 1 2 0 1 2                   |                              |                                 |                              |                                  |                              |                                 |                              |                                 |                                  |                                    |                                  |        |
| <b>Inning Stats</b>                              | R: 0<br>E: 0<br>K: 1<br>S: 7                          | H: 2<br>LOB: 2<br>BB: 0<br>P: 7 | R: 0<br>E: 0<br>K: 1<br>S: 5 | H: 1<br>LOB: 0<br>BB: 0<br>P: 5 | R: 2<br>E: 0<br>K: 0<br>S: 5 | H: 3<br>LOB: 0<br>BB: 0<br>P: 5 | R: 0<br>E: 0<br>K: 1<br>S: 7 | H: 2<br>LOB: 2<br>BB: 0<br>P: 7 | R: 1<br>E: 0<br>K: 0<br>S: 5 | H: 2<br>LOB: 1<br>BB: 0<br>P: 5 | R: 1<br>E: 0<br>K: 2<br>S: 5 | H: 2<br>LOB: 1<br>BB: 0<br>P: 5 | R: 0<br>E: 0<br>K: 2<br>S: 8 | H: 1<br>LOB: 2<br>BB: 1<br>P: 12 | R: 0<br>E: 0<br>K: 2<br>S: 7 | H: 0<br>LOB: 0<br>BB: 0<br>P: 7 | R: 0<br>E: 0<br>K: 0<br>S: 3 | H: 0<br>LOB: 0<br>BB: 0<br>P: 3 | 1B: 8<br>2B: 4<br>3B: 1<br>HR: 1 | SF: 2<br>SAC: 1<br>DP: 2<br>HBP: 0 | WP: 0<br>PB: 0<br>SB: 1<br>CS: 0 | PA: 39 |
| <b>PITCHER</b>                                   | IP WLS BF H R ER SO BB IBB HBP BLK WP HR S P ERA WHIP |                                 |                              |                                 |                              |                                 |                              |                                 |                              |                                 |                              |                                 |                              |                                  |                              |                                 |                              |                                 |                                  |                                    |                                  |        |
| Jim McAndrew, R (1, 1)<br>ERA: 5.73              | 5.0 L 25 12 4 4 3 0 0 0 0 0 0 1 31 31 7.20 2.400      |                                 |                              |                                 |                              |                                 |                              |                                 |                              |                                 |                              |                                 |                              |                                  |                              |                                 |                              |                                 |                                  |                                    |                                  |        |
| Buzz Capra, R (6, 1)<br>ERA: 4.98                | 3.0 11 1 0 0 4 1 0 0 0 0 0 0 18 22 0.00 0.667         |                                 |                              |                                 |                              |                                 |                              |                                 |                              |                                 |                              |                                 |                              |                                  |                              |                                 |                              |                                 |                                  |                                    |                                  |        |
| John Strohmayr, R (9, 1)<br>ERA: 5.75            | 1.0 3 0 0 0 0 0 0 0 0 0 0 0 3 3 0.00 0.000            |                                 |                              |                                 |                              |                                 |                              |                                 |                              |                                 |                              |                                 |                              |                                  |                              |                                 |                              |                                 |                                  |                                    |                                  |        |

St. Louis Cardinals @ New York Mets  
 Shea Stadium, Flushing, NY  
 Sun Aug 05 1973, 3:38 AM EDT  
 Att: 40,280 - Unknown

[livebaseballscorecards.com](http://livebaseballscorecards.com)

|     |    |
|-----|----|
| AB  | 35 |
| R   | 4  |
| H   | 13 |
| RBI | 4  |
| BB  | 1  |
| SO  | 7  |
| LOB | 16 |





| Batter   | 1      | 2      | 3      | 4      | 5       | 6      | 7       | 8      | 9       | AB | R | H | RBI | BB | SO | LOB |
|--|--------|--------|--------|--------|---------|--------|---------|--------|---------|----|---|---|-----|----|----|-----|
| Don Hahn, R (1, 8)<br>OBP: 0.318, SLG: 0.337       | 0-0 P6 |        | 0-3 K  |        |         | 0-0 L4 |         | 0-0 2B |         | 4  | 0 | 1 | 0   | 0  | 1  | 0   |
| Felix Millan, R (1, 4)<br>OBP: 0.332, SLG: 0.366   | 0-0 F8 |        | 0-0 F3 |        |         | 0-0 P4 |         | 0-0 F3 |         | 4  | 0 | 0 | 0   | 0  | 0  | 1   |
| Rusty Staub, L (1, 9)<br>OBP: 0.347, SLG: 0.419    | 0-0 1B |        |        | 0-0 F8 |         |        | 0-0 F7  |        | 0-0 F8  | 4  | 0 | 1 | 0   | 0  | 0  | 0   |
| John Milner, L (1, 3)<br>OBP: 0.328, SLG: 0.479    | 0-0 F9 |        |        | 0-0 P5 |         |        | 0-0 HR  |        | 0-0 P4  | 4  | 1 | 1 | 1   | 0  | 0  | 1   |
| Cleon Jones, R (1, 7)<br>OBP: 0.321, SLG: 0.391    |        | 0-0 1B |        | 0-0 F8 |         |        | 0-0 2B  |        | 0-0 5-3 | 4  | 0 | 2 | 0   | 0  | 0  | 0   |
| Ken Boswell, L (1, 5)<br>OBP: 0.253, SLG: 0.306    |        | 0-0 F7 |        |        | 0-0 G3  |        | 0-0 4-3 |        |         | 3  | 0 | 0 | 0   | 0  | 0  | 2   |
| Ron Hodges, L (1, 2)<br>OBP: 0.270, SLG: 0.267     |        | 0-0 P6 |        |        | 0-0 4-3 |        | 0-0 1-3 |        |         | 3  | 0 | 0 | 0   | 0  | 0  | 2   |
| Ted Martinez, R (1, 6)<br>OBP: 0.265, SLG: 0.255   |        | 0-0 F9 |        |        | 0-0 4-3 |        |         | 0-3 K  |         | 2  | 0 | 0 | 0   | 0  | 0  | 1   |
| John Strohmayr, R (9, 1)<br>OBP: 0.333, SLG: 0.200 |        |        |        |        |         |        |         |        |         | 0  | 0 | 0 | 0   | 0  | 0  | 0   |
| Jim McAndrew, R (1, 1)<br>OBP: 0.381, SLG: 0.200   |        |        | 0-3 K  |        |         | 0-3 K  |         | 0-3 K  |         | 1  | 0 | 0 | 0   | 0  | 1  | 0   |
| Brian Ostrosser, L (6, 6)                          |        |        |        |        |         |        |         |        |         | 2  | 0 | 0 | 0   | 0  | 2  | 0   |
| Buzz Capra, R (6, 1)                               |        |        |        |        |         |        |         |        |         | 0  | 0 | 0 | 0   | 0  | 0  | 0   |
| Ed Kranepool, L (8, PH)<br>OBP: 0.305, SLG: 0.324  |        |        |        |        |         |        |         |        |         | 1  | 0 | 0 | 0   | 0  | 1  | 0   |


| Inning Stats                                | R: 0 | H: 1 | E: 0 | K: 0 | S: 4 | R: 0 | H: 1 | E: 0 | K: 0 | S: 4 | R: 0 | H: 0 | E: 0 | K: 2 | S: 7 | R: 0 | H: 0 | E: 0 | K: 0 | S: 3 | R: 0 | H: 0 | E: 0 | K: 0 | S: 3 | R: 1 | H: 2 | E: 0 | K: 0 | S: 5 | R: 0 | H: 1 | E: 0 | K: 2 | S: 8 | R: 0 | H: 0 | E: 0 | K: 0 | S: 3 | 1B: 2 | 2B: 2 | 3B: 0 | HR: 1 | SF: 0 | SAC: 0 | DP: 0 | HBP: 0 | WP: 0 | PA: 32 |
|---|------|------|------|------|------|------|------|------|------|------|------|------|------|------|------|------|------|------|------|------|------|------|------|------|------|------|------|------|------|------|------|------|------|------|------|------|------|------|------|------|-------|-------|-------|-------|-------|--------|-------|--------|-------|--------|
| PITCHER<br>Rick Wise, R (1, 1)<br>ERA: 2.94 | IP   | WLS  | BF   | H    | R    | ER   | SO   | BB   | IBB  | HBP  | BLK  | WP   | HR   | S    | P    | ERA  | WHIP | IP   | WLS  | BF   | H    | R    | ER   | SO   | BB   | IBB  | HBP  | BLK  | WP   | HR   | S    | P    | ERA  | WHIP |      |      |      |      |      |      |       |       |       |       |       |        |       |        |       |        |

**BOTTOM**

**St. Louis Cardinals @ New York Mets**  
 Shea Stadium, Flushing, NY  
 Sun Aug 05 1973, 3:38 AM EDT  
 Att. 40,280 - Unknown

livebaseballscorecards.com

|     |    |
|-----|----|
| AB  | 32 |
| R   | 1  |
| H   | 5  |
| RBI | 1  |
| BB  | 0  |
| SO  | 5  |
| LOB | 7  |



| Batter   | 1   | 2                                   | 3                            | 4                               | 5                            | 6                               | 7                            | 8                               | 9                            | AB R H RBI BB SO LOB            | TOP                          |                                 |                              |                                 |                              |                                 |                              |                                 |                                  |                                    |   |        |
|--|---|-------------------------------------|------------------------------|---------------------------------|------------------------------|---------------------------------|------------------------------|---------------------------------|------------------------------|---------------------------------|------------------------------|---------------------------------|------------------------------|---------------------------------|------------------------------|---------------------------------|------------------------------|---------------------------------|----------------------------------|------------------------------------|---|--------|
| Lou Brock, L (1, 7)<br>OBP: 0.361, SLG: 0.384        | 0-0<br>6-3  | 0-0<br>1B                           |                              | 4-0<br>BB<br>BB<br>BB<br>BB     |                              |                                 | 0-0<br>SH1-4<br>HBP<br>1B    | 0-0<br>1-3<br>1B                |                              | 4 0 3 1 1 0 0                   |                              |                                 |                              |                                 |                              |                                 |                              |                                 |                                  |                                    |   |        |
| Ted Sizemore, R (1, 4)<br>OBP: 0.378, SLG: 0.323     | 0-0   | 0-0<br>4-3                          |                              | 0-0<br>P6                       |                              |                                 | 1-0<br>SH1-4<br>HBP<br>1-2   | 0-3<br>K                        |                              | 3 1 1 0 0 0 3                   |                              |                                 |                              |                                 |                              |                                 |                              |                                 |                                  |                                    |   |        |
| Tim McCarver, L (8, PH)<br>OBP: 0.312, SLG: 0.365    | 2B<br>E<br>1B   |                                     |                              |                                 |                              |                                 |                              |                                 |                              | 1 0 0 0 0 1 2                   |                              |                                 |                              |                                 |                              |                                 |                              |                                 |                                  |                                    |   |        |
| Dave Campbell, R (8, 4)<br>OBP: 0.236, SLG: 0.216    |   |                                     |                              |                                 |                              |                                 |                              |                                 |                              | 0 0 0 0 0 0 0                   |                              |                                 |                              |                                 |                              |                                 |                              |                                 |                                  |                                    |   |        |
| Luis Melendez, R (1, 8)<br>OBP: 0.307, SLG: 0.311    | 0-0<br>FC5<br>1-3<br>2B   |                                     | 0-0<br>1B                    |                                 | 0-0<br>G3                    |                                 | 0-0<br>SH1-4<br>1-2<br>2-3   |                                 | 0-0<br>1-3                   | 4 0 2 0 0 0 0                   |                              |                                 |                              |                                 |                              |                                 |                              |                                 |                                  |                                    |   |        |
| Ted Simmons, S (1, 2)<br>OBP: 0.356, SLG: 0.417      | 0-0<br>FC5  |                                     | 0-0<br>F8                    |                                 | 0-0<br>F8                    |                                 | 4-0<br>IBB                   |                                 | 0-0<br>F7                    | 4 0 0 0 1 0 2                   |                              |                                 |                              |                                 |                              |                                 |                              |                                 |                                  |                                    |   |        |
| Joe Torre, R (1, 3)<br>OBP: 0.376, SLG: 0.410        | 0-0<br>F8   |                                     | 0-0<br>P4                    |                                 | 0-0<br>4-3                   |                                 | 0-0<br>P4                    |                                 | 0-0<br>5-3                   | 5 0 0 0 0 0 6                   |                              |                                 |                              |                                 |                              |                                 |                              |                                 |                                  |                                    |   |        |
| Ken Reitz, R (1, 5)<br>OBP: 0.267, SLG: 0.354        | 0-0<br>FC5<br>2-3f  |                                     | 0-0<br>6-3                   |                                 |                              | 0-0<br>4-3<br>SF8<br>2B         | 0-0<br>P6                    |                                 |                              | 4 1 1 0 0 0 6                   |                              |                                 |                              |                                 |                              |                                 |                              |                                 |                                  |                                    |   |        |
| Bernie Carbo, L (1, 9)<br>OBP: 0.390, SLG: 0.413     |   | 0-0<br>FC6-4<br>1B                  |                              | 0-0<br>F8                       |                              | 0-0<br>4-3<br>2-3               |                              | 0-0<br>F7                       |                              | 4 0 1 0 0 0 1                   |                              |                                 |                              |                                 |                              |                                 |                              |                                 |                                  |                                    |   |        |
| Mike Tyson, R (1, 6)<br>OBP: 0.282, SLG: 0.294       |   | 0-0<br>FC6-4<br>SH3-4<br>1B<br>1-2f |                              | 0-0<br>F2                       |                              | 0-0<br>SF8<br>3-H               | 0-3<br>K                     | 0-3<br>K                        |                              | 3 1 0 1 0 1 1                   |                              |                                 |                              |                                 |                              |                                 |                              |                                 |                                  |                                    |   |        |
| Reggie Cleveland, R (1, 1)<br>OBP: 0.353, SLG: 0.383 |   | 0-0<br>SH3-4                        |                              | 0-0                             |                              | 0-0<br>K                        |                              | 0-0<br>1B                       |                              | 2 0 1 0 0 1 0                   |                              |                                 |                              |                                 |                              |                                 |                              |                                 |                                  |                                    |   |        |
| Diego Segui, R (7, 1)                                |   |                                     |                              |                                 |                              |                                 |                              |                                 |                              | 0 0 0 0 0 0 0                   |                              |                                 |                              |                                 |                              |                                 |                              |                                 |                                  |                                    |   |        |
| Bake McBride, L (8, PH)<br>OBP: 0.600, SLG: 0.600    |   |                                     |                              |                                 |                              |                                 |                              |                                 |                              | 1 0 1 0 0 0 0                   |                              |                                 |                              |                                 |                              |                                 |                              |                                 |                                  |                                    |   |        |
| Wayne Granger, R (8, 1)                              |   |                                     |                              |                                 |                              |                                 |                              |                                 |                              | 0 0 0 0 0 0 0                   |                              |                                 |                              |                                 |                              |                                 |                              |                                 |                                  |                                    |   |        |
| Ed Sprague, R (8, 1)                                 |   |                                     |                              |                                 |                              |                                 |                              |                                 |                              | 0 0 0 0 0 0 0                   |                              |                                 |                              |                                 |                              |                                 |                              |                                 |                                  |                                    |   |        |
| <b>Inning Stats</b>                                  | R: 1<br>E: 1<br>K: 0<br>S: 6  | H: 2<br>LOB: 2<br>BB: 0<br>P: 6     | R: 1<br>E: 0<br>K: 0<br>S: 5 | H: 2<br>LOB: 1<br>BB: 0<br>P: 5 | R: 0<br>E: 0<br>K: 0<br>S: 4 | H: 1<br>LOB: 1<br>BB: 0<br>P: 4 | R: 0<br>E: 0<br>K: 0<br>S: 4 | H: 1<br>LOB: 2<br>BB: 1<br>P: 8 | R: 0<br>E: 0<br>K: 0<br>S: 3 | H: 0<br>LOB: 0<br>BB: 0<br>P: 3 | R: 1<br>E: 0<br>K: 1<br>S: 6 | H: 1<br>LOB: 0<br>BB: 0<br>P: 6 | R: 0<br>E: 0<br>K: 0<br>S: 4 | H: 1<br>LOB: 3<br>BB: 1<br>P: 9 | R: 0<br>E: 0<br>K: 2<br>S: 9 | H: 2<br>LOB: 2<br>BB: 0<br>P: 9 | R: 0<br>E: 0<br>K: 0<br>S: 3 | H: 0<br>LOB: 0<br>BB: 0<br>P: 3 | 1B: 7<br>2B: 3<br>3B: 0<br>HR: 0 | SF: 1<br>SAC: 2<br>DP: 0<br>HBP: 1 | WP: 0<br>PB: 0<br>SB: 0<br>CS: 0  | PA: 41 |
| <b>PITCHER</b>                                       | IP<br>WLS<br>BF<br>H<br>R<br>ER<br>SO<br>BB<br>IBB<br>HBP<br>BLK<br>WP<br>HR<br>S<br>P<br>ERA<br>WHIP |                                     |                              |                                 |                              |                                 |                              |                                 |                              |                                 |                              |                                 |                              |                                 |                              |                                 |                              |                                 |                                  |                                    | IP<br>WLS<br>BF<br>H<br>R<br>ER<br>SO<br>BB<br>IBB<br>HBP<br>BLK<br>WP<br>HR<br>S<br>P<br>ERA<br>WHIP |        |
| George Stone, L (1, 1)<br>ERA: 2.63                  | 6.0<br>27<br>7<br>3<br>2<br>1<br>1<br>0<br>0<br>0<br>0<br>0<br>0<br>28<br>32<br>3.00<br>1.333         |                                     |                              |                                 |                              |                                 |                              |                                 |                              |                                 |                              |                                 |                              |                                 |                              |                                 |                              |                                 |                                  |                                    |   |        |
| Harry Parker, R (7, 1)<br>ERA: 3.5                   | 3.0<br>14<br>3<br>0<br>0<br>2<br>0<br>1<br>1<br>0<br>0<br>0<br>0<br>16<br>21<br>0.00<br>1.000         |                                     |                              |                                 |                              |                                 |                              |                                 |                              |                                 |                              |                                 |                              |                                 |                              |                                 |                              |                                 |                                  |                                    |   |        |

St. Louis Cardinals @ New York Mets  
 Shea Stadium, Flushing, NY  
 Mon Aug 06 1973, 7:05 PM EDT  
 Att: 21,845 - Unknown

livebaseballscorecards.com

AB 35  
 R 3  
 H 10  
 RBI 2  
 BB 2  
 SO 3  
 LOB 21



**BOTTOM**

**St. Louis Cardinals @ New York Mets**  
 Shea Stadium, Flushing, NY  
 Mon Aug 06 1973, 7:05 PM EDT  
 Att. 21,845 - Unknown

|     |    |
|-----|----|
| AB  | 37 |
| R   | 10 |
| H   | 12 |
| RBI | 9  |
| BB  | 6  |
| SO  | 4  |
| LOB | 25 |



|     |   |     |    |
|-----|---|-----|----|
| WP: | 0 | PA: | 47 |
| PB: | 1 | SB: | 0  |
| CS: | 0 |     |    |

| AB | R | H | RBI | BB | SO | LOB |
|----|---|---|-----|----|----|-----|
| 4  | 1 | 0 | 1   | 1  | 1  | 5   |
| 6  | 1 | 2 | 0   | 0  | 0  | 2   |
| 3  | 2 | 2 | 0   | 1  | 0  | 0   |
| 4  | 2 | 1 | 1   | 1  | 1  | 4   |
| 2  | 1 | 0 | 1   | 1  | 1  | 0   |
| 5  | 2 | 3 | 3   | 0  | 0  | 1   |
| 5  | 1 | 2 | 1   | 0  | 0  | 5   |
| 3  | 0 | 0 | 0   | 2  | 0  | 3   |
| 2  | 0 | 0 | 0   | 0  | 0  | 2   |
| 1  | 0 | 1 | 1   | 0  | 0  | 0   |
| 2  | 0 | 1 | 1   | 0  | 1  | 3   |

|     |    |      |   |
|-----|----|------|---|
| 1B: | 11 | SF:  | 2 |
| 2B: | 1  | SAC: | 0 |
| 3B: | 0  | DP:  | 0 |
| HR: | 0  | HBP: | 2 |

| Batter   | 1                              | 2          | 3                         | 4          | 5                         | 6               | 7  | 8  | 9 |
|--|--------------------------------|------------|---------------------------|------------|---------------------------|-----------------|--|--|---|
| <b>Don Hahn, R</b><br>OBP: 0.310, SLG: 0.324<br>(1, 8)<br>BBB  | 4-0<br>HBP<br>1B<br>SF9<br>BB  | 0-3<br>K   |                           |            | 0-0<br>F8                 | 0-0<br>F9       | 0-0<br>FC5<br>2-3f                           | 0-0<br>SF9<br>3-H                                |   |
| <b>Felix Millan, R</b><br>OBP: 0.332, SLG: 0.365<br>(1, 4)<br>X  | 0-0<br>1B<br>HBP<br>1-2<br>1B  |            | 0-0<br>F8                 |            | 0-0<br>F9                 |                 | 0-0<br>1B<br>2B<br>1B                        | 6-3<br>4-3                                       |   |
| <b>Rusty Staub, L</b><br>OBP: 0.352, SLG: 0.420<br>(1, 9)<br>H   | 1-0<br>1B<br>HBP<br>1-2<br>2-3 |            | 0-0<br>G3                 |            | 0-0<br>1B                 |                 | 0-0<br>2B<br>1B<br>1B                        | 4-0<br>HBP<br>PB<br>E<br>BB                      |   |
| <b>John Milner, L</b><br>OBP: 0.329, SLG: 0.479<br>(1, 3)<br>SSS   | 0-3<br>K                       |            | 0-0<br>G3                 |            | 0-0<br>F8                 |                 | 0-0<br>1B<br>2B                              | 4-0<br>1-2<br>E<br>HBP<br>IBB                    |   |
| <b>Cleon Jones, R</b><br>OBP: 0.323, SLG: 0.386<br>(1, 7)<br>X   | 0-0<br>SF9<br>3-H              |            |                           | 0-0<br>5-3 |                           | 0-3<br>K        | 4-0<br>6-3<br>1B<br>IBB                      | 1-0<br>E<br>1B<br>HBP<br>2-3                     |   |
| <b>Wayne Garrett, L</b><br>OBP: 0.346, SLG: 0.353<br>(1, 5)<br>X   | 0-0<br>1-2<br>2-3<br>1B        |            | 0-0<br>F8                 |            | 0-0<br>1B<br>1B           | 0-0<br>1B<br>1B | 0-0<br>FC5<br>6-3<br>1B<br>1-2<br>2-H<br>3-H | 0-0<br>E4<br>BB<br>1B<br>1B<br>1-3<br>2-H<br>3-H |   |
| <b>Jerry Grote, R</b><br>OBP: 0.252, SLG: 0.274<br>(1, 2)<br>X   | 0-0<br>3-1                     |            | 0-0<br>E6                 |            | 0-0<br>1B<br>1B           | 0-0<br>1B<br>1B | 0-0<br>6-3<br>1-2<br>2-3                     | 0-0<br>1B<br>BB<br>SF9<br>1B<br>1-2<br>2-3       |   |
| <b>Ted Martinez, R</b><br>OBP: 0.268, SLG: 0.251<br>(1, 6)<br>X  |                                | 0-0<br>L7  | 0-0<br>E6<br>FC6-4<br>1-2 |            | 0-0<br>E6<br>FC6-4<br>1-2 | 0-0<br>F9       | 4-0<br>IBB                                   | 4-0<br>1B<br>BB<br>1-2<br>2-3                    |   |
| <b>George Stone, L</b><br>OBP: 0.344, SLG: 0.344<br>(1, 1)<br><b>Ken Boswell, L</b><br>OBP: 0.261, SLG: 0.314<br>(6, PH)<br><b>Harry Parker, R</b><br>OBP: 0.150, SLG: 0.150<br>(7, 1) |                                | 0-0<br>4-3 | 0-0<br>FC6-4<br>1-2f      |            | 0-0<br>FC6-4<br>1-2f      | 0-0<br>1B       | 0-3<br>K                                     | 0-0<br>1B<br>1-2<br>2-3<br>3-H                   |   |

| Inning Stats | R: 1 | H: 2 | E: 0 | LOB: 3 | K: 1 | BB: 1 | S: 7 | R: 0 | H: 0 | E: 0 | LOB: 0 | K: 1 | BB: 0 | S: 5 | R: 0 | H: 0 | E: 0 | LOB: 0 | K: 0 | BB: 0 | S: 3 | R: 0 | H: 0 | E: 2 | LOB: 2 | K: 0 | BB: 0 | S: 5 | R: 0 | H: 1 | E: 0 | LOB: 1 | K: 0 | BB: 0 | S: 4 | R: 1 | H: 3 | E: 0 | LOB: 2 | K: 1 | BB: 0 | S: 8 | R: 3 | H: 4 | E: 0 | LOB: 3 | K: 1 | BB: 2 | S: 9 | R: 5 | H: 2 | E: 1 | LOB: 2 | K: 0 | BB: 3 | S: 6 | P: 19 |
|--------------|------|------|------|--------|------|-------|------|------|------|------|--------|------|-------|------|------|------|------|--------|------|-------|------|------|------|------|--------|------|-------|------|------|------|------|--------|------|-------|------|------|------|------|--------|------|-------|------|------|------|------|--------|------|-------|------|------|------|------|--------|------|-------|------|-------|
|--------------|------|------|------|--------|------|-------|------|------|------|------|--------|------|-------|------|------|------|------|--------|------|-------|------|------|------|------|--------|------|-------|------|------|------|------|--------|------|-------|------|------|------|------|--------|------|-------|------|------|------|------|--------|------|-------|------|------|------|------|--------|------|-------|------|-------|

| PITCHER   | IP  | WLS | BF | H  | R | ER | SO | BB | IBB | HBP | BLK | WP | HR | S  | P  | ERA   | WHIP  |
|---|-----|-----|----|----|---|----|----|----|-----|-----|-----|----|----|----|----|-------|-------|
| <b>Reggie Cleveland, R</b><br>ERA: 3.13<br>(1, 1) | 6.0 | L   | 33 | 10 | 5 | 5  | 3  | 1  | 1   | 1   | 0   | 0  | 0  | 36 | 45 | 7.50  | 1.833 |
| <b>Diego Segui, R</b><br>ERA: 2.75<br>(7, 1)      | 1.0 |     | 4  | 0  | 0 | 0  | 1  | 0  | 1   | 0   | 0   | 0  | 0  | 5  | 9  | 0.00  | 0.000 |
| <b>Wayne Granger, R</b><br>ERA: 4.24<br>(8, 1)    | 0.1 |     | 6  | 1  | 5 | 3  | 0  | 1  | 1   | 1   | 0   | 0  | 0  | 3  | 12 | 81.00 | 6.000 |
| <b>Ed Sprague, R</b><br>ERA: 4.91<br>(8, 1)       | 0.2 |     | 4  | 1  | 0 | 0  | 0  | 1  | 0   | 0   | 0   | 0  | 0  | 3  | 7  | 0.00  | 3.000 |

| WP | HR | S | P | ERA  | WHIP  |
|----|----|---|---|------|-------|
| 0  | 0  | 3 | 7 | 0.00 | 3.000 |



**BOTTOM**

**St. Louis Cardinals @ New York Mets**  
 Shea Stadium, Flushing, NY  
 Tue Aug 07 1973, 3:33 AM EDT  
 Att. 10,519 - Unknown

[livebaseballscorecards.com](http://livebaseballscorecards.com)

|            |           |
|------------|-----------|
| <b>AB</b>  | <b>33</b> |
| <b>R</b>   | <b>6</b>  |
| <b>H</b>   | <b>11</b> |
| <b>RBI</b> | <b>5</b>  |
| <b>BB</b>  | <b>3</b>  |
| <b>SO</b>  | <b>4</b>  |
| <b>LOB</b> | <b>18</b> |



|       |        |
|-------|--------|
| WP: 2 | PA: 38 |
| PB: 0 |        |
| SB: 0 |        |
| CS: 0 |        |

AB R H RBI BB SO LOB

|   |   |   |   |   |   |   |
|---|---|---|---|---|---|---|
| 5 | 0 | 1 | 0 | 0 | 0 | 2 |
| 4 | 1 | 0 | 0 | 0 | 0 | 4 |
| 3 | 1 | 2 | 1 | 1 | 0 | 1 |
| 3 | 1 | 2 | 1 | 1 | 0 | 1 |
| 4 | 0 | 1 | 2 | 0 | 1 | 4 |
| 4 | 1 | 1 | 0 | 0 | 1 | 1 |
| 3 | 0 | 1 | 0 | 1 | 1 | 2 |
| 4 | 2 | 2 | 0 | 0 | 0 | 2 |
| 1 | 0 | 1 | 1 | 0 | 0 | 0 |
| 1 | 0 | 0 | 0 | 0 | 0 | 1 |
| 1 | 0 | 0 | 0 | 0 | 1 | 0 |

|       |        |
|-------|--------|
| 1B: 9 | SF: 0  |
| 2B: 2 | SAC: 2 |
| 3B: 0 | DP: 1  |
| HR: 0 | HBP: 0 |

WP HR S P ERA WHIP

| Batter   | 1                  | 2                | 3                   | 4                       | 5         | 6                           | 7         | 8          | 9 |
|--|--------------------|------------------|---------------------|-------------------------|-----------|-----------------------------|-----------|------------|---|
| <b>Don Hahn, R</b><br>OBP: 0.306, SLG: 0.318 (1, 8)      | 0-0<br>FC6-4<br>1B | 0-0<br>6-3       |                     | 0-0<br>E5<br>FC9-6      |           | 0-0<br>E1<br>WP SH5-3<br>BB |           | 0-0<br>F8  |   |
| <b>Felix Millan, R</b><br>OBP: 0.329, SLG: 0.362 (1, 4)  | 0-0<br>FC6-4<br>2B | 0-0<br>6-3       |                     | 0-0<br>FC9-6<br>BB 1B   |           | 0-0<br>SH5-3                |           | 0-0<br>5-3 |   |
| <b>Rusty Staub, L</b><br>OBP: 0.356, SLG: 0.422 (1, 9)   | 0-0<br>P6          |                  | 0-0<br>2B 1B        | 0-0<br>BB 1B            |           | 4-0<br>BB                   |           |            |   |
| <b>John Milner, L</b><br>OBP: 0.334, SLG: 0.488 (1, 3)   | 0-0<br>1-H<br>2B   |                  | 0-0<br>1B 2B        | 4-0<br>FC5-4<br>BB      |           | 0-0<br>4-3                  |           |            |   |
| <b>Cleon Jones, R</b><br>OBP: 0.322, SLG: 0.383 (1, 7)   | 0-3<br>K           |                  | 0-0<br>G5-4-3<br>1B | 0-0<br>FC5-4            |           |                             | 0-0<br>G3 |            |   |
| <b>Wayne Garrett, L</b><br>OBP: 0.345, SLG: 0.352 (1, 5) |                    | 0-0<br>1B 1B     | 0-0<br>F7           |                         | 0-0<br>F8 |                             | 0-3<br>K  |            |   |
| <b>Duffy Dyer, R</b><br>OBP: 0.253, SLG: 0.246 (1, 2)    |                    | 0-3<br>K         | 0-0<br>G5-4-3       |                         | 0-0<br>1B |                             | 4-0<br>BB |            |   |
| <b>Ted Martinez, R</b><br>OBP: 0.272, SLG: 0.256 (1, 6)  |                    | 0-0<br>1B WP 1B  |                     | 0-0<br>E SH1-3<br>1B 1B |           | 0-0<br>F8                   |           | 0-0<br>F9  |   |
| <b>Ray Sadecki, L</b><br>OBP: 0.250, SLG: 0.350 (1, 1)   |                    | 0-0<br>WP 1B     |                     | 0-0<br>SH1-3            |           | 0-0<br>4-3                  |           | 0-3<br>K   |   |
| <b>Buzz Capra, R</b><br>(3, 1)                           |                    |                  |                     |                         |           |                             |           |            |   |
| <b>Tug McGraw, R</b><br>OBP: 0.083, SLG: 0.083 (7, 1)    |                    | 1-3<br>2-H<br>1B |                     |                         |           |                             |           |            |   |

| Inning Stats | R: 1 | H: 2 | E: 0 | K: 1 | S: 7 | R: 2 | H: 3 | E: 0 | K: 1 | S: 8 | R: 2 | H: 3 | E: 0 | K: 0 | S: 5 | R: 1 | H: 2 | E: 1 | K: 0 | S: 6 | R: 0 | H: 1 | E: 0 | K: 0 | S: 4 | R: 0 | H: 0 | E: 1 | K: 0 | S: 3 | R: 0 | H: 0 | E: 0 | K: 1 | S: 5 | R: 0 | H: 0 | E: 0 | K: 1 | S: 5 |
|--------------|------|------|------|------|------|------|------|------|------|------|------|------|------|------|------|------|------|------|------|------|------|------|------|------|------|------|------|------|------|------|------|------|------|------|------|------|------|------|------|------|
|--------------|------|------|------|------|------|------|------|------|------|------|------|------|------|------|------|------|------|------|------|------|------|------|------|------|------|------|------|------|------|------|------|------|------|------|------|------|------|------|------|------|

| PITCHER                                    | IP  | WLS | BF | H | R | ER | SO | BB | IBB | HBP | BLK | WP | HR | S  | P  | ERA   | WHIP  |
|--|-----|-----|----|---|---|----|----|----|-----|-----|-----|----|----|----|----|-------|-------|
| <b>Tom Murphy, R</b><br>ERA: 3.41 (1, 1)   | 2.0 | L   | 13 | 7 | 5 | 5  | 2  | 0  | 0   | 0   | 0   | 1  | 0  | 17 | 17 | 22.50 | 3.500 |
| <b>Orlando Pena, R</b><br>ERA: 3.19 (3, 1) | 3.0 |     | 14 | 4 | 1 | 0  | 0  | 1  | 0   | 0   | 0   | 0  | 0  | 13 | 17 | 0.00  | 1.667 |
| <b>Al Hrabosky, L</b><br>ERA: 1.89 (6, 1)  | 2.0 |     | 8  | 0 | 0 | 0  | 1  | 2  | 0   | 0   | 0   | 1  | 0  | 8  | 16 | 0.00  | 1.000 |
| <b>Diego Segui, R</b><br>ERA: 2.7 (8, 1)   | 1.0 |     | 3  | 0 | 0 | 0  | 1  | 0  | 0   | 0   | 0   | 0  | 0  | 5  | 5  | 0.00  | 0.000 |

| Batter  | 1   | 2                               | 3                            | 4                                | 5                            | 6                               | 7                            | 8                               | 9                            | AB R H RBI BB SO LOB            | TOP                          |                                 |                              |                                 |                              |                                 |                                  |                                    |                                  |        |
|---|---|---------------------------------|------------------------------|----------------------------------|------------------------------|---------------------------------|------------------------------|---------------------------------|------------------------------|---------------------------------|------------------------------|---------------------------------|------------------------------|---------------------------------|------------------------------|---------------------------------|----------------------------------|------------------------------------|----------------------------------|--------|
| Don Hahn, R (1, 8)<br>OBP: 0.304, SLG: 0.310      | 4-0<br>BB<br>G5-4-3                                   |                                 | 0-0<br>6-3                   |                                  |                              | 0-0<br>5-3                      |                              | 0-3<br>K                        |                              | 3 0 0 0 1 1 0                   |                              |                                 |                              |                                 |                              |                                 |                                  |                                    |                                  |        |
| Felix Millan, R (1, 4)<br>OBP: 0.328, SLG: 0.359  | 0-0<br>G5-4-3<br>1-2f                                 |                                 | 0-0<br>P4                    |                                  |                              | 0-0<br>F8                       |                              | 4-0<br>FC4-6<br>BB              |                              | 3 0 0 0 1 0 1                   |                              |                                 |                              |                                 |                              |                                 |                                  |                                    |                                  |        |
| Rusty Staub, L (1, 9)<br>OBP: 0.355, SLG: 0.421   | 0-0<br>4-3  |                                 |                              |                                  | 0-0<br>F7                    |                                 | 0-0<br>1B<br>1B              | 0-0<br>FC4-6<br>1-2f            |                              | 4 0 1 0 0 0 1                   |                              |                                 |                              |                                 |                              |                                 |                                  |                                    |                                  |        |
| John Milner, L (1, 3)<br>OBP: 0.336, SLG: 0.486   |   | 4-0<br>WP<br>1B<br>BB           |                              |                                  | 0-3<br>K                     |                                 | 0-0<br>1-2<br>1B             | 0-0<br>4-3                      |                              | 3 1 1 0 1 1 1                   |                              |                                 |                              |                                 |                              |                                 |                                  |                                    |                                  |        |
| Cleon Jones, R (1, 7)<br>OBP: 0.315, SLG: 0.375   |   | 0-0<br>L7<br>1-2                |                              |                                  | 0-0<br>6-3                   |                                 | 0-0<br>F9                    |                                 | 0-0<br>5-3                   | 4 0 0 0 0 0 3                   |                              |                                 |                              |                                 |                              |                                 |                                  |                                    |                                  |        |
| Wayne Garrett, L (1, 5)<br>OBP: 0.344, SLG: 0.350 |   | 0-3<br>K                        |                              |                                  | 0-0<br>F9                    |                                 | 0-0<br>S<br>1B               |                                 | 0-3<br>K                     | 4 0 1 0 0 2 1                   |                              |                                 |                              |                                 |                              |                                 |                                  |                                    |                                  |        |
| Jerry Grote, R (1, 2)<br>OBP: 0.260, SLG: 0.289   |   | 0-0<br>2B<br>1B<br>2-H          |                              |                                  | 0-0<br>2B                    |                                 | 0-0<br>F9<br>1-2             |                                 | 0-0<br>1-3                   | 4 0 2 1 0 0 1                   |                              |                                 |                              |                                 |                              |                                 |                                  |                                    |                                  |        |
| Ted Martinez, R (1, 6)<br>OBP: 0.273, SLG: 0.262  |   | 0-0<br>2B<br>1-H                |                              |                                  | 0-3<br>K                     |                                 | 0-0<br>P6                    |                                 |                              | 3 0 1 0 0 1 2                   |                              |                                 |                              |                                 |                              |                                 |                                  |                                    |                                  |        |
| Jon Matlack, L (1, 1)<br>OBP: 0.216, SLG: 0.091   |   |                                 | 0-3<br>K                     |                                  | 0-3<br>K                     |                                 | 0-3<br>K                     |                                 |                              | 3 0 0 0 0 3 2                   |                              |                                 |                              |                                 |                              |                                 |                                  |                                    |                                  |        |
| <b>Inning Stats</b>                               | R: 0<br>E: 0<br>K: 0<br>S: 2                          | H: 0<br>LOB: 0<br>BB: 1<br>P: 6 | R: 1<br>E: 0<br>K: 1<br>S: 6 | H: 2<br>LOB: 2<br>BB: 1<br>P: 10 | R: 0<br>E: 0<br>K: 1<br>S: 5 | H: 0<br>LOB: 0<br>BB: 0<br>P: 5 | R: 0<br>E: 0<br>K: 1<br>S: 5 | H: 0<br>LOB: 0<br>BB: 0<br>P: 5 | R: 0<br>E: 0<br>K: 2<br>S: 8 | H: 1<br>LOB: 1<br>BB: 0<br>P: 8 | R: 0<br>E: 0<br>K: 1<br>S: 6 | H: 1<br>LOB: 1<br>BB: 0<br>P: 6 | R: 0<br>E: 0<br>K: 1<br>S: 5 | H: 0<br>LOB: 1<br>BB: 1<br>P: 9 | R: 0<br>E: 0<br>K: 1<br>S: 5 | H: 0<br>LOB: 0<br>BB: 0<br>P: 5 | 1B: 4<br>2B: 2<br>3B: 0<br>HR: 0 | SF: 0<br>SAC: 0<br>DP: 1<br>HBP: 0 | WP: 1<br>PB: 0<br>SB: 1<br>CS: 0 | PA: 34 |
| <b>PITCHER</b>                                    | IP WLS BF H R ER SO BB IBB HBP BLK WP HR S P ERA WHIP |                                 |                              |                                  |                              |                                 |                              |                                 |                              |                                 |                              |                                 |                              |                                 |                              |                                 |                                  |                                    |                                  |        |
| Andy Messersmith, R (1, 1)<br>ERA: 2.83           | 8.0 L 31 6 1 1 7 3 0 0 0 1 0 42 54 1.12 1.125         |                                 |                              |                                  |                              |                                 |                              |                                 |                              |                                 |                              |                                 |                              |                                 |                              |                                 |                                  |                                    |                                  |        |
| Pete Richert, L (9, 1)<br>ERA: 2.01               | 1.0 3 0 0 0 1 0 0 0 0 0 0 5 5 0.00 0.000              |                                 |                              |                                  |                              |                                 |                              |                                 |                              |                                 |                              |                                 |                              |                                 |                              |                                 |                                  |                                    |                                  |        |

**New York Mets @ Los Angeles Dodgers**  
**Dodger Stadium, Los Angeles, CA**  
 Wed Aug 08 1973, 7:05 PM PDT  
 Att: 24,219 - Unknown

livebaseballscorecards.com

**AB 31**  
**R 1**  
**H 6**  
**RBI 1**  
**BB 3**  
**SO 8**  
**LOB 12**



| Batter   | 1          | 2        | 3          | 4          | 5          | 6             | 7         | 8         | 9          | AB R H RBI BB SO LOB |
|--|------------|----------|------------|------------|------------|---------------|-----------|-----------|------------|----------------------|
| Davey Lopes, R<br>OBP: 0.351, SLG: 0.345 (1, 4)      | 0-0<br>6-3 |          | 0-3<br>K   |            |            | 0-0<br>F7     |           |           | 0-0<br>F9  | 4 0 0 0 0 1 1        |
| Manny Mota, R<br>OBP: 0.382, SLG: 0.381 (1, 7)       | 0-0<br>4-3 |          |            | 0-0<br>1B  |            | 0-0<br>G4-6-3 |           |           | 0-0<br>4-3 | 4 0 1 0 0 0 1        |
| Willie Davis, L<br>OBP: 0.334, SLG: 0.467 (1, 8)     | 0-0<br>1B  |          | 0-3<br>K   |            |            |               | 0-0<br>G3 |           | 0-0<br>P5  | 4 0 1 0 0 1 1        |
| Steve Garvey, R<br>OBP: 0.332, SLG: 0.437 (1, 3)     | 0-0<br>F5  |          |            | 0-0<br>P6  |            |               | 0-0<br>P4 |           |            | 3 0 0 0 0 0 2        |
| Joe Ferguson, R<br>OBP: 0.370, SLG: 0.441 (1, 2)     |            | 0-3<br>K |            | 0-0<br>5-3 |            |               | 4-0<br>BB |           |            | 2 0 0 0 1 1 1        |
| Ron Cey, R<br>OBP: 0.356, SLG: 0.404 (1, 5)          |            | 0-3<br>K |            | 0-3<br>K   |            |               | 0-0<br>G3 |           |            | 3 0 0 0 0 2 1        |
| Willie Crawford, L<br>OBP: 0.398, SLG: 0.448 (1, 9)  |            | 0-3<br>K |            |            | 0-0<br>F9  |               |           | 0-3<br>K  |            | 3 0 0 0 0 2 0        |
| Bill Russell, R<br>OBP: 0.310, SLG: 0.349 (1, 6)     |            |          | 0-3<br>K   |            | 0-0<br>6-3 |               |           | 0-3<br>K  |            | 3 0 0 0 0 2 0        |
| Andy Messersmith, R<br>OBP: 0.240, SLG: 0.225 (1, 1) |            |          | 0-0<br>4-3 |            |            | 4-0<br>BB     |           | 0-0<br>F3 |            | 1 0 0 0 1 0 0        |
| Ken McMullen, R<br>OBP: 0.293, SLG: 0.500 (8, PH)    |            |          |            |            |            |               |           |           |            | 1 0 0 0 0 0 0        |
| Pete Richert, L<br>OBP: 0.200, SLG: 0.200 (9, 1)     |            |          |            |            |            |               |           |           |            | 0 0 0 0 0 0 0        |


| Inning Stats                                 | R: 0 | H: 1 | E: 0 | LOB: 1 | K: 0 | BB: 0 | S: 4 | P: 4 | R: 0 | H: 0 | E: 0 | LOB: 0 | K: 3 | BB: 0 | S: 9 | P: 9 | R: 0 | H: 0 | E: 0 | LOB: 0 | K: 2 | BB: 0 | S: 7 | P: 7 | R: 0 | H: 1 | E: 0 | LOB: 1 | K: 1 | BB: 0 | S: 6 | P: 6 | R: 0 | H: 0 | E: 0 | LOB: 0 | K: 1 | BB: 0 | S: 5 | P: 5 | R: 0 | H: 0 | E: 0 | LOB: 0 | K: 0 | BB: 1 | S: 2 | P: 6 | R: 0 | H: 0 | E: 0 | LOB: 1 | K: 0 | BB: 1 | S: 3 | P: 7 | R: 0 | H: 0 | E: 0 | LOB: 0 | K: 2 | BB: 0 | S: 7 | P: 7 | R: 0 | H: 0 | E: 0 | LOB: 0 | K: 0 | BB: 0 | S: 3 | P: 3 | 1B: 2 | SF: 0 | 2B: 0 | SAC: 0 | 3B: 0 | DP: 1 | HR: 0 | HBP: 0 | WP: 0 | PA: 30 |
|--|------|------|------|--------|------|-------|------|------|------|------|------|--------|------|-------|------|------|------|------|------|--------|------|-------|------|------|------|------|------|--------|------|-------|------|------|------|------|------|--------|------|-------|------|------|------|------|------|--------|------|-------|------|------|------|------|------|--------|------|-------|------|------|------|------|------|--------|------|-------|------|------|------|------|------|--------|------|-------|------|------|-------|-------|-------|--------|-------|-------|-------|--------|-------|--------|
| PITCHER<br>Jon Mattack, L<br>ERA: 3.3 (1, 1) | IP   | WLS  | BF   | H      | R    | ER    | SO   | BB   | IBB  | HBP  | BLK  | WP     | HR   | S     | P    | ERA  | WHIP | IP   | WLS  | BF     | H    | R     | ER   | SO   | BB   | IBB  | HBP  | BLK    | WP   | HR    | S    | P    | ERA  | WHIP |      |        |      |       |      |      |      |      |      |        |      |       |      |      |      |      |      |        |      |       |      |      |      |      |      |        |      |       |      |      |      |      |      |        |      |       |      |      |       |       |       |        |       |       |       |        |       |        |

**BOTTOM**

**New York Mets @ Los Angeles Dodgers**  
**Dodger Stadium, Los Angeles, CA**  
 Wed Aug 08 1973, 7:05 PM PDT  
 Att. 24,219 - Unknown

livebaseballscorecards.com

|     |    |
|-----|----|
| AB  | 28 |
| R   | 0  |
| H   | 2  |
| RBI | 0  |
| BB  | 2  |
| SO  | 9  |
| LOB | 7  |



| Batter  | 1  | 2                               | 3                            | 4                               | 5                            | 6                               | 7                            | 8                               | 9                              | AB R H RBI BB SO LOB            | TOP                          |                                 |                              |                                 |                              |                                 |                              |                                 |                                  |                                    |                                  |        |  |  |
|---|--|---------------------------------|------------------------------|---------------------------------|------------------------------|---------------------------------|------------------------------|---------------------------------|--------------------------------|---------------------------------|------------------------------|---------------------------------|------------------------------|---------------------------------|------------------------------|---------------------------------|------------------------------|---------------------------------|----------------------------------|------------------------------------|----------------------------------|--------|--|--|
| <b>Don Hahn, R</b> (1, 8)<br>OBP: 0.297, SLG: 0.302<br><b>Jim Beauchamp, R</b> (9, PH)<br>OBP: 0.362, SLG: 0.347    | 0-0<br>6-3   |                                 | 0-0<br>4-3                   |                                 |                              | 0-0<br>G6-3                     |                              | 4-0<br>BB                       | 3 0 0 0 0 0 1<br>0 0 0 0 1 0 0 |                                 |                              |                                 |                              |                                 |                              |                                 |                              |                                 |                                  |                                    |                                  |        |  |  |
| <b>Felix Millan, R</b> (1, 4)<br>OBP: 0.325, SLG: 0.356   | 0-0<br>1-3   |                                 |                              | 0-0<br>4-3                      |                              | 0-0<br>4-3                      |                              | 0-0<br>BB                       | 4 0 0 0 0 0 1                  |                                 |                              |                                 |                              |                                 |                              |                                 |                              |                                 |                                  |                                    |                                  |        |  |  |
| <b>Rusty Staub, L</b> (1, 9)<br>OBP: 0.355, SLG: 0.420  | 0-0<br>P5  |                                 |                              | 0-3<br>K                        |                              |                                 | 0-0<br>G6-4-3<br>1B          |                                 | 3 0 1 0 0 1 0                  |                                 |                              |                                 |                              |                                 |                              |                                 |                              |                                 |                                  |                                    |                                  |        |  |  |
| <b>Cleon Jones, R</b> (1, 7)<br>OBP: 0.320, SLG: 0.380  |  | 0-0<br>2-3<br>1B                |                              | 0-0<br>1B                       |                              | 0-0<br>G6-4-3                   |                              | 0-0<br>BB                       | 3 0 2 0 0 0 1                  |                                 |                              |                                 |                              |                                 |                              |                                 |                              |                                 |                                  |                                    |                                  |        |  |  |
| <b>John Milner, L</b> (1, 3)<br>OBP: 0.333, SLG: 0.481  |  | 0-3<br>K                        |                              | 0-0<br>G3                       |                              | 0-0<br>F8                       |                              |                                 | 3 0 0 0 0 1 2                  |                                 |                              |                                 |                              |                                 |                              |                                 |                              |                                 |                                  |                                    |                                  |        |  |  |
| <b>Jerry Grote, R</b> (1, 2)<br>OBP: 0.254, SLG: 0.282  |  | 0-0<br>2-3<br>1-2               |                              | 0-3<br>K                        |                              |                                 | 0-0<br>5-3                   |                                 | 3 0 0 0 0 1 1                  |                                 |                              |                                 |                              |                                 |                              |                                 |                              |                                 |                                  |                                    |                                  |        |  |  |
| <b>Wayne Garrett, L</b> (1, 5)<br>OBP: 0.341, SLG: 0.347  |  | 0-0<br>G3                       |                              | 0-0<br>1-3                      |                              |                                 | 0-0<br>3-1                   |                                 | 3 0 0 0 0 0 1                  |                                 |                              |                                 |                              |                                 |                              |                                 |                              |                                 |                                  |                                    |                                  |        |  |  |
| <b>Ted Martinez, R</b> (1, 6)<br>OBP: 0.269, SLG: 0.259   |  |                                 | 0-0<br>6-3                   |                                 | 0-0<br>1-3                   |                                 | 0-0<br>F8                    |                                 | 3 0 0 0 0 0 0                  |                                 |                              |                                 |                              |                                 |                              |                                 |                              |                                 |                                  |                                    |                                  |        |  |  |
| <b>Jerry Koosman, R</b> (1, 1)<br>OBP: 0.145, SLG: 0.148<br><b>Willie Mays, R</b> (9, PH)<br>OBP: 0.289, SLG: 0.351 |  |                                 | 0-0<br>5-3                   |                                 |                              | 0-0<br>G6-3<br>1B               |                              | 0-0<br>5-3                      | 2 0 1 0 0 0 0<br>1 0 0 0 0 0 0 |                                 |                              |                                 |                              |                                 |                              |                                 |                              |                                 |                                  |                                    |                                  |        |  |  |
| <b>Inning Stats</b>   | R: 0<br>E: 0<br>K: 0<br>S: 3   | H: 0<br>LOB: 0<br>BB: 0<br>P: 3 | R: 0<br>E: 0<br>K: 1<br>S: 6 | H: 1<br>LOB: 1<br>BB: 0<br>P: 6 | R: 0<br>E: 0<br>K: 0<br>S: 3 | H: 0<br>LOB: 0<br>BB: 0<br>P: 3 | R: 0<br>E: 0<br>K: 1<br>S: 6 | H: 1<br>LOB: 1<br>BB: 0<br>P: 6 | R: 0<br>E: 0<br>K: 1<br>S: 5   | H: 0<br>LOB: 0<br>BB: 0<br>P: 5 | R: 0<br>E: 0<br>K: 0<br>S: 3 | H: 1<br>LOB: 0<br>BB: 0<br>P: 3 | R: 0<br>E: 0<br>K: 0<br>S: 3 | H: 1<br>LOB: 0<br>BB: 0<br>P: 3 | R: 0<br>E: 0<br>K: 0<br>S: 3 | H: 0<br>LOB: 0<br>BB: 0<br>P: 3 | R: 0<br>E: 0<br>K: 0<br>S: 2 | H: 0<br>LOB: 0<br>BB: 1<br>P: 6 | 1B: 4<br>2B: 0<br>3B: 0<br>HR: 0 | SF: 0<br>SAC: 0<br>DP: 3<br>HBP: 0 | WP: 0<br>PB: 0<br>SB: 0<br>CS: 0 | PA: 29 |  |  |
| <b>PITCHER</b><br><b>Claude Osteen, L</b> (1, 1)<br>ERA: 2.74   | IP: 9.0<br>WLS: W<br>BF: 29<br>H: 4<br>R: 0<br>ER: 0<br>SO: 3<br>BB: 1<br>IBB: 0<br>HBP: 0<br>BLK: 0<br>WP: 0<br>HR: 0<br>S: 34<br>P: 38<br>ERA: 0.00<br>WHIP: 0.556 |                                 |                              |                                 |                              |                                 |                              |                                 |                                |                                 |                              |                                 |                              |                                 |                              |                                 |                              |                                 |                                  |                                    |                                  |        |  |  |

**New York Mets @ Los Angeles Dodgers**  
**Dodger Stadium, Los Angeles, CA**  
 Thu Aug 09 1973, 7:05 PM PDT  
 Att: 24,737 - Unknown

livebaseballscorecards.com

|            |    |
|------------|----|
| <b>AB</b>  | 28 |
| <b>R</b>   | 0  |
| <b>H</b>   | 4  |
| <b>RBI</b> | 0  |
| <b>BB</b>  | 1  |
| <b>SO</b>  | 3  |
| <b>LOB</b> | 7  |





| Batter   | 1          | 2               | 3                              | 4                  | 5                          | 6         | 7         | 8                  | 9 |
|--|------------|-----------------|--------------------------------|--------------------|----------------------------|-----------|-----------|--------------------|---|
| Davey Lopes, R<br>OBP: 0.350, SLG: 0.349 (1, 4)  | 0-0<br>4-3 |                 | 0-0<br>G5-4-3                  |                    | 0-0<br>4-3                 |           |           | 0-0<br>1B 3B       |   |
| Manny Mota, R<br>OBP: 0.384, SLG: 0.383<br>Willie Crawford, L<br>OBP: 0.398, SLG: 0.448 (1, 7)<br>(9, 9) | 0-0<br>4-3 |                 |                                | 0-0<br>FC3-6<br>1B | 0-0<br>4-3                 |           |           | 0-0<br>FC4-6<br>1B |   |
| Willie Davis, L<br>OBP: 0.333, SLG: 0.465 (1, 8)   | 0-0<br>G3  |                 |                                | 0-0<br>FC3-6<br>1B |                            | 0-0<br>1B |           | 0-0<br>FC4-6<br>1B |   |
| Steve Garvey, R<br>OBP: 0.330, SLG: 0.434 (1, 3)   |            | 0-0<br>6-3      |                                | 0-0<br>1-3<br>1B   |                            | 0-0<br>F7 |           | 0-0<br>P4          |   |
| Joe Ferguson, R<br>OBP: 0.370, SLG: 0.440 (1, 2)   |            | 0-0<br>E1<br>1B |                                | 0-0<br>P6          |                            | 0-0<br>F3 |           |                    |   |
| Ron Cey, R<br>OBP: 0.354, SLG: 0.401 (1, 5)  |            | 0-0<br>5-3      |                                | 0-0<br>F8          |                            |           | 0-0<br>F7 |                    |   |
| Tom Paciorek, R<br>OBP: 0.274, SLG: 0.300 (1, 9)<br>(9, 7)   |            | 0-0<br>4-3      |                                |                    | 0-0<br>SH2-4<br>1B         |           | 0-3<br>K  |                    |   |
| Bill Russell, R<br>OBP: 0.313, SLG: 0.351 (1, 6)   |            |                 | 0-0<br>FC2-6<br>1B             |                    | 0-0<br>SH2-4<br>1B         |           | 0-0<br>F9 |                    |   |
| Claude Osteen, L<br>OBP: 0.197, SLG: 0.186 (1, 1)  |            |                 | 0-0<br>FC2-6<br>G5-4-3<br>1-2f |                    | 0-0<br>SH2-4<br>1-2<br>2-3 |           |           | 0-0<br>3B<br>1B    |   |

| Inning Stats | R: 0   | H: 0  | E: 0 | K: 0   | S: 3  | R: 0 | H: 1   | E: 1  | K: 0 | S: 4   | R: 0  | H: 1 | E: 0   | K: 0  | S: 3 | R: 0   | H: 2  | E: 0 | K: 0   | S: 5  | R: 0 | H: 2   | E: 0  | K: 0 | S: 5   | R: 0  | H: 1 | E: 0   | K: 1  | S: 5 | R: 0   | H: 0  | E: 0 | K: 1  | S: 5   | R: 1  | H: 3   | E: 0 | K: 0 | S: 5 |
|--------------|--------|-------|------|--------|-------|------|--------|-------|------|--------|-------|------|--------|-------|------|--------|-------|------|--------|-------|------|--------|-------|------|--------|-------|------|--------|-------|------|--------|-------|------|-------|--------|-------|--------|------|------|------|
|              | LOB: 0 | BB: 0 | P: 3 | LOB: 1 | BB: 0 | P: 4 | LOB: 0 | BB: 0 | P: 3 | LOB: 2 | BB: 0 | P: 5 | LOB: 2 | BB: 0 | P: 5 | LOB: 0 | BB: 0 | P: 3 | LOB: 0 | BB: 0 | P: 5 | LOB: 0 | BB: 0 | P: 5 | LOB: 0 | BB: 0 | P: 5 | LOB: 1 | BB: 0 | P: 5 | LOB: 0 | BB: 0 | P: 5 | SF: 0 | SAC: 1 | DP: 1 | HBP: 0 |      |      |      |

| PITCHER                              | IP  | WLS | BF | H  | R | ER | SO | BB | IBB | HBP | BLK | WP | HR | S  | P  | ERA  | WHIP  | IP | WLS | BF | H | R | ER | SO | BB | IBB | HBP | BLK | WP | HR | S | P | ERA | WHIP |  |  |  |
|--------------------------------------|-----|-----|----|----|---|----|----|----|-----|-----|-----|----|----|----|----|------|-------|----|-----|----|---|---|----|----|----|-----|-----|-----|----|----|---|---|-----|------|--|--|--|
| Jerry Koosman, L<br>ERA: 3.25 (1, 1) | 8.0 | L   | 31 | 10 | 1 | 1  | 1  | 0  | 0   | 0   | 0   | 0  | 0  | 33 | 33 | 1.12 | 1.250 |    |     |    |   |   |    |    |    |     |     |     |    |    |   |   |     |      |  |  |  |


**BOTTOM**

**New York Mets @ Los Angeles Dodgers**  
**Dodger Stadium, Los Angeles, CA**

Thu Aug 09 1973, 7:05 PM PDT  
 Att. 24,737 - Unknown

|    |   |   |     |    |    |     |
|----|---|---|-----|----|----|-----|
| AB | R | H | RBI | BB | SO | LOB |
| 4  | 1 | 1 | 0   | 0  | 0  | 3   |
| 4  | 0 | 2 | 1   | 0  | 0  | 2   |
| 0  | 0 | 0 | 0   | 0  | 0  | 0   |
| 4  | 0 | 1 | 0   | 0  | 0  | 2   |
| 4  | 0 | 1 | 0   | 0  | 0  | 1   |
| 3  | 0 | 1 | 0   | 0  | 0  | 2   |
| 3  | 0 | 0 | 0   | 0  | 0  | 3   |
| 3  | 0 | 1 | 0   | 0  | 1  | 1   |
| 3  | 0 | 2 | 0   | 0  | 0  | 0   |
| 2  | 0 | 1 | 0   | 0  | 0  | 1   |

|     |    |
|-----|----|
| AB  | 30 |
| R   | 1  |
| H   | 10 |
| RBI | 1  |
| BB  | 0  |
| SO  | 1  |
| LOB | 15 |



|     |   |      |   |     |   |     |    |
|-----|---|------|---|-----|---|-----|----|
| 1B: | 9 | SF:  | 0 | WP: | 0 | PA: | 31 |
| 2B: | 0 | SAC: | 1 | PB: | 0 |     |    |
| 3B: | 1 | DP:  | 1 | SB: | 0 |     |    |
| HR: | 0 | HBP: | 0 | CS: | 0 |     |    |

livebaseballscorecards.com

| Batter  | 1   | 2                               | 3                            | 4                               | 5                            | 6                               | 7                            | 8                               | 9                            | AB R H RBI BB SO LOB            | TOP                          |                                 |                              |                                 |                              |                                 |                              |                                 |                                  |                                    |                                  |        |
|---|---|---------------------------------|------------------------------|---------------------------------|------------------------------|---------------------------------|------------------------------|---------------------------------|------------------------------|---------------------------------|------------------------------|---------------------------------|------------------------------|---------------------------------|------------------------------|---------------------------------|------------------------------|---------------------------------|----------------------------------|------------------------------------|----------------------------------|--------|
| Don Hahn, R (1, 8)<br>OBP: 0.293, SLG: 0.298      | 0-0 P6  | 0-3 K                           |                              |                                 | 0-0 P6                       | 0-0 FC4<br>1B                   |                              |                                 | 0-3 K                        | 5 0 1 0 0 2 1                   |                              |                                 |                              |                                 |                              |                                 |                              |                                 |                                  |                                    |                                  |        |
| Felix Millan, R (1, 4)<br>OBP: 0.322, SLG: 0.352  | 0-0 E8  |                                 | 0-0 6-3                      |                                 | 0-0 F7                       | 0-0 FC4                         |                              |                                 | 0-0 5-3                      | 5 0 0 1 0 0 1                   |                              |                                 |                              |                                 |                              |                                 |                              |                                 |                                  |                                    |                                  |        |
| Rusty Staub, L (1, 9)<br>OBP: 0.355, SLG: 0.418   | 0-0 F8  |                                 | 0-0 L7                       |                                 | 0-0 1B<br>1B                 | 0-0 K                           |                              |                                 | 4-0 BB                       | 4 1 1 0 1 1 2                   |                              |                                 |                              |                                 |                              |                                 |                              |                                 |                                  |                                    |                                  |        |
| John Milner, L (1, 3)<br>OBP: 0.334, SLG: 0.487   | 0-0 4-3   |                                 | 0-0 3B                       |                                 | 0-0 1B<br>HR<br>1B           |                                 | 0-0 P6                       |                                 | 0-0 G3                       | 5 1 2 0 0 0 2                   |                              |                                 |                              |                                 |                              |                                 |                              |                                 |                                  |                                    |                                  |        |
| Cleon Jones, R (1, 7)<br>OBP: 0.324, SLG: 0.382   |   | 0-0 1B<br>G3<br>2B<br>1B        | 0-0 F8                       |                                 | 0-0 1B<br>HR<br>1B           |                                 | 0-0 6-3                      |                                 |                              | 4 2 2 1 0 0 1                   |                              |                                 |                              |                                 |                              |                                 |                              |                                 |                                  |                                    |                                  |        |
| Wayne Garrett, L (1, 5)<br>OBP: 0.343, SLG: 0.361 |   | 0-0 F7                          |                              | 0-0 FC6-5<br>2B                 | 0-0 HR                       |                                 | 0-0 4-3                      |                                 |                              | 4 1 2 3 0 0 1                   |                              |                                 |                              |                                 |                              |                                 |                              |                                 |                                  |                                    |                                  |        |
| Jerry Grote, R (1, 2)<br>OBP: 0.254, SLG: 0.281   |   | 0-0 G3                          |                              | 0-0 FC6-5<br>1B                 | 0-0 3-1                      |                                 |                              | 0-0 G6-4-3<br>1B                |                              | 4 0 1 0 0 0 2                   |                              |                                 |                              |                                 |                              |                                 |                              |                                 |                                  |                                    |                                  |        |
| Ted Martinez, R (1, 6)<br>OBP: 0.278, SLG: 0.268  |   | 0-0 2B<br>1B                    |                              | 0-0 G1-4-3<br>1B                |                              | 0-0 1B<br>FC4<br>1B             |                              | 0-0 G6-4-3                      |                              | 4 2 3 0 0 0 1                   |                              |                                 |                              |                                 |                              |                                 |                              |                                 |                                  |                                    |                                  |        |
| Tom Seaver, R (1, 1)<br>OBP: 0.229, SLG: 0.231    |   | 0-0 2B                          |                              | 0-0 G1-4-3                      |                              | 0-3 K                           |                              | 0-3 K                           |                              | 4 0 1 2 0 2 3                   |                              |                                 |                              |                                 |                              |                                 |                              |                                 |                                  |                                    |                                  |        |
| <b>Inning Stats</b>                               | R: 0<br>E: 1<br>K: 0<br>S: 4                          | H: 0<br>LOB: 1<br>BB: 0<br>P: 4 | R: 2<br>E: 0<br>K: 1<br>S: 8 | H: 3<br>LOB: 1<br>BB: 0<br>P: 8 | R: 0<br>E: 0<br>K: 0<br>S: 4 | H: 1<br>LOB: 1<br>BB: 0<br>P: 4 | R: 0<br>E: 0<br>K: 0<br>S: 4 | H: 2<br>LOB: 1<br>BB: 0<br>P: 4 | R: 4<br>E: 0<br>K: 0<br>S: 7 | H: 4<br>LOB: 0<br>BB: 0<br>P: 7 | R: 1<br>E: 0<br>K: 2<br>S: 9 | H: 2<br>LOB: 1<br>BB: 0<br>P: 9 | R: 0<br>E: 0<br>K: 0<br>S: 3 | H: 0<br>LOB: 0<br>BB: 0<br>P: 3 | R: 0<br>E: 0<br>K: 1<br>S: 5 | H: 1<br>LOB: 0<br>BB: 0<br>P: 5 | R: 0<br>E: 0<br>K: 1<br>S: 5 | H: 0<br>LOB: 1<br>BB: 1<br>P: 9 | 1B: 9<br>2B: 2<br>3B: 1<br>HR: 1 | SF: 0<br>SAC: 0<br>DP: 2<br>HBP: 0 | WP: 0<br>PB: 0<br>SB: 0<br>CS: 0 | PA: 40 |
| <b>PITCHER</b>                                    | IP WLS BF H R ER SO BB IBB HBP BLK WP HR S P ERA WHIP |                                 |                              |                                 |                              |                                 |                              |                                 |                              |                                 |                              |                                 |                              |                                 |                              |                                 |                              |                                 |                                  |                                    |                                  |        |
| Juan Marichal, R (1, 1)<br>ERA: 3.73              | 4.2 L 24 10 6 6 1 0 0 0 0 0 0 1 26 26 11.57 2.143     |                                 |                              |                                 |                              |                                 |                              |                                 |                              |                                 |                              |                                 |                              |                                 |                              |                                 |                              |                                 |                                  |                                    |                                  |        |
| Don Carrithers, R (5, 1)<br>ERA: 4.26             | 1.1 6 2 1 1 2 0 0 0 0 0 0 0 10 10 6.75 1.500          |                                 |                              |                                 |                              |                                 |                              |                                 |                              |                                 |                              |                                 |                              |                                 |                              |                                 |                              |                                 |                                  |                                    |                                  |        |
| Jim Willoughby, R (7, 1)<br>ERA: 4.66             | 3.0 10 1 0 0 2 1 0 0 0 0 0 0 13 17 0.00 0.667         |                                 |                              |                                 |                              |                                 |                              |                                 |                              |                                 |                              |                                 |                              |                                 |                              |                                 |                              |                                 |                                  |                                    |                                  |        |

**New York Mets @ San Francisco Giants**  
 Candlestick Park, San Francisco, CA  
 Fri Aug 10 1973, 10:05 PM EDT  
 Att. 8,692 - Unknown

livebaseballscorecards.com

|     |    |
|-----|----|
| AB  | 39 |
| R   | 7  |
| H   | 13 |
| RBI | 7  |
| BB  | 1  |
| SO  | 5  |
| LOB | 14 |



| Batter | 1 | 2 | 3 | 4 | 5 | 6 | 7 | 8 | 9 | AB | R | H | RBI | BB | SO | LOB |
|--------|---|---|---|---|---|---|---|---|---|----|---|---|-----|----|----|-----|
|--------|---|---|---|---|---|---|---|---|---|----|---|---|-----|----|----|-----|

|  |            |  |                  |  |                              |             |  |  |              |   |   |   |   |   |   |   |
|--|------------|--|------------------|--|------------------------------|-------------|--|--|--------------|---|---|---|---|---|---|---|
| Gary Thomasson, L (1, 8)<br>OBP: 0.345, SLG: 0.409 | 0-0<br>4-1 |  | 0-0<br>6-3<br>2B |  | 4-0<br>WP<br>1B<br>SF9<br>BB | 0-0<br>G4-3 |  |  | 0-0<br>FC5-4 | 4 | 1 | 1 | 0 | 1 | 0 | 4 |
|--|------------|--|------------------|--|------------------------------|-------------|--|--|--------------|---|---|---|---|---|---|---|

|  |           |  |            |  |                               |  |          |  |          |   |   |   |   |   |   |   |
|--|-----------|--|------------|--|-------------------------------|--|----------|--|----------|---|---|---|---|---|---|---|
| Tito Fuentes, S (1, 4)<br>OBP: 0.316, SLG: 0.357 | 0-0<br>1B |  | 0-0<br>6-3 |  | 0-0<br>SF9<br>WP<br>1-2<br>1B |  | 0-3<br>K |  | 0-3<br>K | 5 | 0 | 2 | 0 | 0 | 2 | 2 |
|--|-----------|--|------------|--|-------------------------------|--|----------|--|----------|---|---|---|---|---|---|---|

|   |            |  |          |  |                          |  |           |  |  |   |   |   |   |   |   |   |
|---|------------|--|----------|--|--------------------------|--|-----------|--|--|---|---|---|---|---|---|---|
| Bobby Bonds, R (1, 9)<br>OBP: 0.393, SLG: 0.579 | 0-0<br>4-3 |  | 0-3<br>K |  | 0-0<br>SF9<br>1-3<br>2-H |  | 0-0<br>F8 |  |  | 3 | 0 | 0 | 1 | 0 | 1 | 1 |
|---|------------|--|----------|--|--------------------------|--|-----------|--|--|---|---|---|---|---|---|---|

|  |  |                 |  |                          |  |           |  |          |  |   |   |   |   |   |   |   |
|--|--|-----------------|--|--------------------------|--|-----------|--|----------|--|---|---|---|---|---|---|---|
| Willie McCovey, L (1, 3)<br>OBP: 0.429, SLG: 0.522 |  | 0-0<br>1B<br>1B |  | 0-0<br>E3<br>FC5-4<br>1B |  | 4-0<br>BB |  | 0-3<br>K |  | 3 | 0 | 1 | 0 | 1 | 1 | 0 |
|--|--|-----------------|--|--------------------------|--|-----------|--|----------|--|---|---|---|---|---|---|---|

|  |  |           |  |                           |  |            |  |            |  |   |   |   |   |   |   |   |
|--|--|-----------|--|---------------------------|--|------------|--|------------|--|---|---|---|---|---|---|---|
| Ed Goodson, L (1, 5)<br>OBP: 0.335, SLG: 0.461 |  | 0-0<br>F8 |  | 0-0<br>FC5-4<br>1-2<br>1B |  | 0-0<br>5-3 |  | 0-0<br>4-3 |  | 4 | 0 | 1 | 0 | 0 | 0 | 3 |
|--|--|-----------|--|---------------------------|--|------------|--|------------|--|---|---|---|---|---|---|---|

|   |  |                  |  |          |  |                          |  |            |  |   |   |   |   |   |   |   |
|---|--|------------------|--|----------|--|--------------------------|--|------------|--|---|---|---|---|---|---|---|
| Gary Matthews, R (1, 7)<br>OBP: 0.384, SLG: 0.471 |  | 0-0<br>1-2<br>1B |  | 0-3<br>K |  | 0-0<br>E6<br>FC3-2<br>1B |  | 0-0<br>6-3 |  | 4 | 0 | 2 | 0 | 0 | 1 | 2 |
|---|--|------------------|--|----------|--|--------------------------|--|------------|--|---|---|---|---|---|---|---|

|  |  |           |  |                             |  |                         |  |            |  |   |   |   |   |   |   |   |
|--|--|-----------|--|-----------------------------|--|-------------------------|--|------------|--|---|---|---|---|---|---|---|
| Chris Speier, R (1, 6)<br>OBP: 0.339, SLG: 0.372 |  | 0-0<br>F3 |  | 0-0<br>FC5-4<br>1-2f<br>2-3 |  | 0-0<br>FC<br>E<br>FC3-2 |  | 0-0<br>6-3 |  | 4 | 0 | 0 | 0 | 0 | 0 | 5 |
|--|--|-----------|--|-----------------------------|--|-------------------------|--|------------|--|---|---|---|---|---|---|---|

|  |  |          |  |           |  |                                 |  |           |  |   |   |   |   |   |   |   |
|--|--|----------|--|-----------|--|---------------------------------|--|-----------|--|---|---|---|---|---|---|---|
| Dave Rader, L (1, 2)<br>OBP: 0.318, SLG: 0.337 |  | 0-3<br>K |  | 0-0<br>G1 |  | 0-0<br>FC3-2<br>E<br>1-2<br>3-H |  | 0-0<br>F7 |  | 4 | 0 | 0 | 0 | 0 | 1 | 6 |
|--|--|----------|--|-----------|--|---------------------------------|--|-----------|--|---|---|---|---|---|---|---|

|   |  |  |           |  |          |  |                   |  |                    |   |   |   |   |   |   |   |
|---|--|--|-----------|--|----------|--|-------------------|--|--------------------|---|---|---|---|---|---|---|
| Juan Marichal, R (1, 1)<br>OBP: 0.286, SLG: 0.260 |  |  | 0-0<br>P6 |  | 0-3<br>K |  | 0-0<br>E6<br>G4-3 |  | 0-0<br>FC5-4<br>1B | 1 | 0 | 0 | 0 | 0 | 0 | 0 |
|---|--|--|-----------|--|----------|--|-------------------|--|--------------------|---|---|---|---|---|---|---|

|  |  |  |  |  |  |  |  |  |  |   |   |   |   |   |   |   |
|--|--|--|--|--|--|--|--|--|--|---|---|---|---|---|---|---|
| Don Carrithers, R (5, 1)<br>OBP: 0.308, SLG: 0.308 |  |  |  |  |  |  |  |  |  | 1 | 0 | 0 | 0 | 0 | 1 | 0 |
|--|--|--|--|--|--|--|--|--|--|---|---|---|---|---|---|---|

|                            |  |  |  |  |  |  |  |  |  |   |   |   |   |   |   |   |
|----------------------------|--|--|--|--|--|--|--|--|--|---|---|---|---|---|---|---|
| Steve Ontiveros, S (6, PH) |  |  |  |  |  |  |  |  |  | 1 | 0 | 0 | 0 | 0 | 0 | 2 |
|----------------------------|--|--|--|--|--|--|--|--|--|---|---|---|---|---|---|---|

|  |  |  |  |  |  |  |  |  |  |   |   |   |   |   |   |   |
|--|--|--|--|--|--|--|--|--|--|---|---|---|---|---|---|---|
| Jim Willoughby, R (7, 1)<br>OBP: 0.240, SLG: 0.348 |  |  |  |  |  |  |  |  |  | 0 | 0 | 0 | 0 | 0 | 0 | 0 |
|--|--|--|--|--|--|--|--|--|--|---|---|---|---|---|---|---|

|   |  |  |  |  |  |  |  |  |  |   |   |   |   |   |   |   |
|---|--|--|--|--|--|--|--|--|--|---|---|---|---|---|---|---|
| Garry Maddox, R (9, PH)<br>OBP: 0.337, SLG: 0.432 |  |  |  |  |  |  |  |  |  | 1 | 0 | 1 | 0 | 0 | 0 | 0 |
|---|--|--|--|--|--|--|--|--|--|---|---|---|---|---|---|---|

| Inning Stats | R: 0 | H: 1 | E: 0 | LOB: 0 | K: 0 | BB: 0 | S: 3 | P: 3 | R: 0 | H: 2 | E: 0 | LOB: 2 | K: 1 | BB: 0 | S: 7 | P: 7 | R: 0 | H: 1 | E: 0 | LOB: 1 | K: 1 | BB: 0 | S: 6 | P: 6 | R: 0 | H: 1 | E: 1 | LOB: 2 | K: 1 | BB: 0 | S: 7 | P: 7 | R: 1 | H: 1 | E: 0 | LOB: 2 | K: 1 | BB: 2 | S: 6 | P: 14 | R: 0 | H: 1 | E: 2 | LOB: 2 | K: 0 | BB: 0 | S: 5 | P: 5 | R: 0 | H: 0 | E: 0 | LOB: 0 | K: 2 | BB: 0 | S: 7 | P: 7 | R: 0 | H: 0 | E: 0 | LOB: 0 | K: 0 | BB: 0 | S: 3 | P: 3 | R: 0 | H: 1 | E: 0 | LOB: 1 | K: 1 | BB: 0 | S: 6 | P: 6 | 1B: 7 | SF: 1 | 2B: 1 | SAC: 0 | 3B: 0 | DP: 1 | HR: 0 | HBP: 0 | WP: 1 | PA: 38 | PB: 0 | SB: 0 | CS: 0 | ERA | WHIP |
|--------------|------|------|------|--------|------|-------|------|------|------|------|------|--------|------|-------|------|------|------|------|------|--------|------|-------|------|------|------|------|------|--------|------|-------|------|------|------|------|------|--------|------|-------|------|-------|------|------|------|--------|------|-------|------|------|------|------|------|--------|------|-------|------|------|------|------|------|--------|------|-------|------|------|------|------|------|--------|------|-------|------|------|-------|-------|-------|--------|-------|-------|-------|--------|-------|--------|-------|-------|-------|-----|------|
|--------------|------|------|------|--------|------|-------|------|------|------|------|------|--------|------|-------|------|------|------|------|------|--------|------|-------|------|------|------|------|------|--------|------|-------|------|------|------|------|------|--------|------|-------|------|-------|------|------|------|--------|------|-------|------|------|------|------|------|--------|------|-------|------|------|------|------|------|--------|------|-------|------|------|------|------|------|--------|------|-------|------|------|-------|-------|-------|--------|-------|-------|-------|--------|-------|--------|-------|-------|-------|-----|------|

| PITCHER | IP | WLS | BF | H | R | ER | SO | BB | IBB | HBP | BLK | WP | HR | S | P | ERA | WHIP | PITCHER | IP | WLS | BF | H | R | ER | SO | BB | IBB | HBP | BLK | WP | HR | S | P | ERA | WHIP |
|---------|----|-----|----|---|---|----|----|----|-----|-----|-----|----|----|---|---|-----|------|---------|----|-----|----|---|---|----|----|----|-----|-----|-----|----|----|---|---|-----|------|
|---------|----|-----|----|---|---|----|----|----|-----|-----|-----|----|----|---|---|-----|------|---------|----|-----|----|---|---|----|----|----|-----|-----|-----|----|----|---|---|-----|------|

# BOTTOM

New York Mets @ San Francisco Giants  
Candlestick Park, San Francisco, CA


livebaseballscorecards.com

|     |    |
|-----|----|
| AB  | 35 |
| R   | 1  |
| H   | 8  |
| RBI | 1  |
| BB  | 2  |
| SO  | 7  |
| LOB | 25 |



|       |        |
|-------|--------|
| WP: 1 | PA: 38 |
| PB: 0 |        |
| SB: 0 |        |
| CS: 0 |        |
| ERA   | WHIP   |

Fri Aug 10 1973, 10:05 PM EDT  
Att. 8,692 - Unknown

| Batter  | 1   | 2   | 3                            | 4                               | 5                                | 6                               | 7                            | 8                               | 9                            | 10                              | 11                           | 12                              | 13                           | AB R H RBI BB SO LOB  | TOP   |                                 |                              |                                 |                              |                                 |                              |                                 |                              |                                 |                                  |                                    |                                  |        |    |
|---|---|---|------------------------------|---------------------------------|----------------------------------|---------------------------------|------------------------------|---------------------------------|------------------------------|---------------------------------|------------------------------|---------------------------------|------------------------------|---|---|---------------------------------|------------------------------|---------------------------------|------------------------------|---------------------------------|------------------------------|---------------------------------|------------------------------|---------------------------------|----------------------------------|------------------------------------|----------------------------------|--------|----|
| Don Hahn, R<br>OBP: 0.295, SLG: 0.331<br>(1, 8)   | 0-0<br>HR   |   | 0-0<br>4-3<br>1-3<br>2B      |                                 | 0-0<br>FC5-4<br>1B<br>1-2f<br>1B |                                 | 0-3<br>K                     |                                 | 0-0<br>5-3                   |                                 |                              | 0-0<br>G3                       |                              | 6 2 2 1 0 1 3   | <p><b>New York Mets @ San Francisco Giants</b><br/>Candlestick Park, San Francisco, CA</p> <p>Sat Aug 11 1973, 6:33 AM EDT<br/>Att. 15,762 - Unknown</p> <p>livebaseballscorecards.com</p> <table border="1"> <tr><td>AB</td><td>48</td></tr> <tr><td>R</td><td>7</td></tr> <tr><td>H</td><td>8</td></tr> <tr><td>RBI</td><td>6</td></tr> <tr><td>BB</td><td>2</td></tr> <tr><td>SO</td><td>6</td></tr> <tr><td>LOB</td><td>17</td></tr> </table>  | AB                              | 48                           | R                               | 7                            | H                               | 8                            | RBI                             | 6                            | BB                              | 2                                | SO                                 | 6                                | LOB    | 17 |
| AB  | 48  |   |                              |                                 |                                  |                                 |                              |                                 |                              |                                 |                              |                                 |                              |   |   |                                 |                              |                                 |                              |                                 |                              |                                 |                              |                                 |                                  |                                    |                                  |        |    |
| R   | 7   |   |                              |                                 |                                  |                                 |                              |                                 |                              |                                 |                              |                                 |                              |   |   |                                 |                              |                                 |                              |                                 |                              |                                 |                              |                                 |                                  |                                    |                                  |        |    |
| H   | 8   |   |                              |                                 |                                  |                                 |                              |                                 |                              |                                 |                              |                                 |                              |   |   |                                 |                              |                                 |                              |                                 |                              |                                 |                              |                                 |                                  |                                    |                                  |        |    |
| RBI   | 6   |   |                              |                                 |                                  |                                 |                              |                                 |                              |                                 |                              |                                 |                              |   |   |                                 |                              |                                 |                              |                                 |                              |                                 |                              |                                 |                                  |                                    |                                  |        |    |
| BB  | 2   |   |                              |                                 |                                  |                                 |                              |                                 |                              |                                 |                              |                                 |                              |   |   |                                 |                              |                                 |                              |                                 |                              |                                 |                              |                                 |                                  |                                    |                                  |        |    |
| SO  | 6   |   |                              |                                 |                                  |                                 |                              |                                 |                              |                                 |                              |                                 |                              |   |   |                                 |                              |                                 |                              |                                 |                              |                                 |                              |                                 |                                  |                                    |                                  |        |    |
| LOB   | 17  |   |                              |                                 |                                  |                                 |                              |                                 |                              |                                 |                              |                                 |                              |   |   |                                 |                              |                                 |                              |                                 |                              |                                 |                              |                                 |                                  |                                    |                                  |        |    |
| Felix Millan, R<br>OBP: 0.322, SLG: 0.354<br>(1, 4)   | 0-0<br>2B   |   | 0-0<br>F9                    |                                 | 0-0<br>1B<br>HR<br>1B            |                                 | 0-0<br>FC5-2<br>BLK          |                                 | 0-0<br>E6                    |                                 |                              | 0-0<br>F7                       |                              | 6 1 2 0 0 0 3   |   |                                 |                              |                                 |                              |                                 |                              |                                 |                              |                                 |                                  |                                    |                                  |        |    |
| Rusty Staub, L<br>OBP: 0.355, SLG: 0.416<br>(1, 9)  | 0-0<br>5-3  |   | 0-0<br>4-3                   |                                 | 0-0<br>HR<br>1B                  |                                 | 4-0<br>BB                    |                                 | 0-0<br>4-3                   |                                 |                              | 0-0<br>P4                       |                              | 5 1 1 2 1 0 4   |   |                                 |                              |                                 |                              |                                 |                              |                                 |                              |                                 |                                  |                                    |                                  |        |    |
| John Milner, L<br>OBP: 0.331, SLG: 0.490<br>(1, 3)  | 0-3<br>K  |   | 0-0<br>F9                    |                                 | 0-0<br>HR                        |                                 | 0-0<br>F8                    |                                 |                              |                                 |                              | 0-0<br>G3                       |                              | 6 1 1 3 0 1 4   |   |                                 |                              |                                 |                              |                                 |                              |                                 |                              |                                 |                                  |                                    |                                  |        |    |
| Cleon Jones, R<br>OBP: 0.315, SLG: 0.371<br>(1, 7)  | 0-3<br>K  |   |                              | 0-0<br>5-3                      | 0-0<br>5-3                       |                                 |                              |                                 |                              |                                 |                              |                                 | 0-0<br>F8                    | 6 0 0 0 0 1 1   |   |                                 |                              |                                 |                              |                                 |                              |                                 |                              |                                 |                                  |                                    |                                  |        |    |
| Wayne Garrett, L<br>OBP: 0.338, SLG: 0.354<br>(1, 5)<br>(9, 6)  |   | 0-3<br>K  |                              | 0-3<br>K                        |                                  | 0-0<br>6-3                      |                              | 0-0<br>F8                       |                              |                                 |                              |                                 | 0-0<br>1-3                   | 6 0 0 0 0 2 0   |   |                                 |                              |                                 |                              |                                 |                              |                                 |                              |                                 |                                  |                                    |                                  |        |    |
| Ron Hodges, L<br>OBP: 0.267, SLG: 0.264<br>Duffy Dyer, R<br>OBP: 0.247, SLG: 0.240<br>(1, 2)<br>(2, 2)  |   | 0-0<br>P6   |                              | 0-0<br>5-3                      |                                  | 0-0<br>F8                       |                              | 0-3<br>K                        |                              |                                 |                              |                                 | 0-0<br>4-3                   | 1 0 0 0 0 0 0<br>4 0 0 0 0 1 0  |   |                                 |                              |                                 |                              |                                 |                              |                                 |                              |                                 |                                  |                                    |                                  |        |    |
| Ted Martinez, R<br>OBP: 0.280, SLG: 0.267<br>Brian Ostrasser, L<br>(1, 6)<br>(5, 6)   |   | 0-0<br>1-3  |                              |                                 | 1-0<br>FC4-6<br>HBP              |                                 | 0-0<br>4-3                   |                                 |                              |                                 |                              |                                 | 0-0<br>5-3                   | 1 0 0 0 0 0 0<br>1 0 0 0 0 0 0  |   |                                 |                              |                                 |                              |                                 |                              |                                 |                              |                                 |                                  |                                    |                                  |        |    |
| Willie Mays, R<br>OBP: 0.293, SLG: 0.360<br>Jerry Grote, R<br>OBP: 0.252, SLG: 0.279<br>(9, PH)<br>(9, 5)   |   |   |                              |                                 |                                  |                                 |                              |                                 |                              |                                 |                              |                                 | 0-0<br>6-3                   | 1 0 1 0 0 0 0<br>1 0 0 0 0 0 0  |   |                                 |                              |                                 |                              |                                 |                              |                                 |                              |                                 |                                  |                                    |                                  |        |    |
| George Stone, L<br>Buzz Capra, R<br>Ken Boyer, L<br>John Stearns, R<br>Jim Beauchamp, R<br>Henry Porter, R<br>Ed Kranepool, L<br>Tom Seaver, R<br>Tug McGraw, R |   |   | 4-0<br>2B<br>4-3<br>BB       |                                 | 0-0<br>FC4-6<br>FC5-4            |                                 | 0-0<br>E<br>FC5-2<br>1B      |                                 | 0-0<br>FC4-2<br>2B           |                                 |                              |                                 |                              | 0 0 0 0 0 0 0<br>0 1 0 0 0 1 0 0 0<br>1 0 0 0 0 0 0 0 1<br>0 0 0 1 0 0 0 0 0<br>1 0 0 0 0 0 0 0 0<br>0 0 0 0 0 0 0 0 0<br>1 0 0 0 0 0 0 0 0<br>0 1 0 0 0 0 0 0 0<br>1 0 0 0 0 0 0 0 0 |   |                                 |                              |                                 |                              |                                 |                              |                                 |                              |                                 |                                  |                                    |                                  |        |    |
| <b>Inning Stats</b>   | R: 1<br>E: 0<br>K: 2<br>S: 9  | H: 2<br>LOB: 1<br>BB: 0<br>P: 9   | R: 0<br>E: 0<br>K: 1<br>S: 5 | H: 0<br>LOB: 0<br>BB: 0<br>P: 5 | R: 1<br>E: 0<br>K: 0<br>S: 4     | H: 1<br>LOB: 1<br>BB: 1<br>P: 8 | R: 0<br>E: 0<br>K: 1<br>S: 5 | H: 0<br>LOB: 0<br>BB: 0<br>P: 5 | R: 4<br>E: 0<br>K: 0<br>S: 6 | H: 3<br>LOB: 0<br>BB: 0<br>P: 7 | R: 0<br>E: 0<br>K: 0<br>S: 3 | H: 0<br>LOB: 0<br>BB: 0<br>P: 3 | R: 0<br>E: 1<br>K: 1<br>S: 6 | H: 1<br>LOB: 2<br>BB: 1<br>P: 10  | R: 0<br>E: 0<br>K: 1<br>S: 5  | H: 0<br>LOB: 0<br>BB: 0<br>P: 5 | R: 1<br>E: 1<br>K: 0<br>S: 5 | H: 1<br>LOB: 2<br>BB: 0<br>P: 5 | R: 0<br>E: 0<br>K: 0<br>S: 3 | H: 0<br>LOB: 0<br>BB: 0<br>P: 3 | R: 0<br>E: 0<br>K: 0<br>S: 3 | H: 0<br>LOB: 0<br>BB: 0<br>P: 3 | R: 0<br>E: 0<br>K: 0<br>S: 3 | H: 0<br>LOB: 0<br>BB: 0<br>P: 3 | 1B: 3<br>2B: 3<br>3B: 0<br>HR: 2 | SF: 0<br>SAC: 0<br>DP: 0<br>HBP: 1 | WP: 0<br>PB: 0<br>SB: 0<br>CS: 0 | PA: 51 |    |
| <b>PITCHER</b>  | IP<br>WLS<br>BF<br>H<br>R<br>ER<br>SO<br>BB<br>IBB<br>HBP<br>BLK<br>WP<br>HR<br>S<br>P<br>ERA<br>WHIP | IP<br>WLS<br>BF<br>H<br>R<br>ER<br>SO<br>BB<br>IBB<br>HBP<br>BLK<br>WP<br>HR<br>S<br>P<br>ERA<br>WHIP |                              |                                 |                                  |                                 |                              |                                 |                              |                                 |                              |                                 |                              |   |   |                                 |                              |                                 |                              |                                 |                              |                                 |                              |                                 |                                  |                                    |                                  |        |    |
| Tom Bradley, R<br>ERA: 3.9<br>(1, 1)  | 5.0   | 23  | 6                            | 6                               | 6                                | 4                               | 1                            | 0                               | 0                            | 0                               | 0                            | 0                               | 0                            | 0   | 10.80   | 1.400                           |                              |                                 |                              |                                 |                              |                                 |                              |                                 |                                  |                                    |                                  |        |    |
| Elias Sosa, R<br>ERA: 3.29<br>(6, 1)  | 5.0   | 19  | 2                            | 1                               | 0                                | 2                               | 1                            | 0                               | 0                            | 1                               | 0                            | 0                               | 0                            | 0   | 0.00  | 0.600                           |                              |                                 |                              |                                 |                              |                                 |                              |                                 |                                  |                                    |                                  |        |    |
| Randy Moffitt, R<br>ERA: 2.65<br>(11, 1)  | 3.0   | 9   | 0                            | 0                               | 0                                | 0                               | 0                            | 0                               | 0                            | 0                               | 0                            | 0                               | 0                            | 0   | 0.00  | 0.000                           |                              |                                 |                              |                                 |                              |                                 |                              |                                 |                                  |                                    |                                  |        |    |

| Batter  | 1                 | 2  | 3          | 4   | 5   | 6       | 7       | 8         | 9          | 10  | 11         | 12        | 13         | AB R H RBI BB SO LOB   |
|---|-------------------|----|------------|-----|-----|---------|---------|-----------|------------|-----|------------|-----------|------------|--|
| Garry Maddox, R<br>OBP: 0.340, SLG: 0.434<br>(1, 8)     |                   |    | F8         |     |     | 1-3, 2B |         | 6-3       |            |     | G5-3, IBB  |           | E, 1B, HBP | 5 1 2 0 1 0 4  |
| Tito Fuentes, S<br>OBP: 0.312, SLG: 0.351<br>(1, 4)     | FC5-4, 1B         |    |            | 6-3 |     | 4-3     |         |           | 6-3        |     | G5-3, 1-2f |           | E6, 1B     | 7 1 0 0 0 1 7  |
| Ed Goodson, L<br>OBP: 0.336, SLG: 0.460<br>(9, PR)      |                   | G3 |            | F8  |     |         | F8      |           | G6-3, 1B   |     |            | E, BB     |            | 5 1 2 0 0 0 0<br>0 0 0 0 0 0 0<br>0 0 0 0 1 0 0<br>0 0 0 0 1 0 0 |
| Mike Phillips, L<br>OBP: 0.242, SLG: 0.267<br>(10, S)   |                   |    |            |     |     |         |         |           |            |     |            |           |            |  |
| Willie McCovey, L<br>OBP: 0.431, SLG: 0.522<br>(12, PH) | 1-2, HR, 1B       |    |            |     |     |         |         |           |            |     |            |           |            |  |
| Bruce Miller, R<br>OBP: 0.222, SLG: 0.125<br>(13, S)    |                   |    |            |     |     |         |         |           |            |     |            |           |            |  |
| Bobby Bonds, R<br>OBP: 0.394, SLG: 0.588<br>(1, 9)      | 1-H, 2-H, HR      |    | K          |     | K   |         | 4-3, 3B |           | G6-3, 1-2f |     |            | E5        |            | 7 2 3 4 0 2 2  |
| Gary Matthews, R<br>OBP: 0.383, SLG: 0.470<br>(1, 7)    | BB, 1B, 2B        |    | K          |     |     | 6-3     | 4-3     | 4-3       |            | 5-3 |            |           |            | 5 1 1 1 1 1 0  |
| Chris Speier, R<br>OBP: 0.339, SLG: 0.369<br>(1, 6)     | 1B, BB, E, BB     |    |            |     |     | 6-3     | 4-3     | 4-3       |            | 5-3 |            |           |            | 4 1 0 0 2 2 3  |
| Gary Thomasson, L<br>OBP: 0.341, SLG: 0.399<br>(1, 3)   |                   |    | G3, WP, BB |     |     |         |         |           |            |     |            |           |            |  |
| Chris Arnold, R<br>OBP: 0.353, SLG: 0.379<br>(12, PH)   |                   |    |            |     |     |         |         |           |            |     |            |           |            |  |
| Dave Kingman, R<br>OBP: 0.241, SLG: 0.416<br>(13, 3)    | 1-2, 2-3, E, BB   |    | G3         |     | 4-1 |         |         | 4-3       |            | 1-3 |            | F9        |            | 4 1 0 0 1 0 1<br>1 0 0 0 0 0 3<br>0 0 0 0 0 0 0                  |
| Mike Sadek, R<br>OBP: 0.295, SLG: 0.162<br>(1, 2)       | F3                |    |            |     |     |         |         |           |            |     |            |           |            | 2 0 1 0 1 0 3  |
| Dave Rader, L<br>OBP: 0.321, SLG: 0.340<br>(8, PH)      |                   |    |            |     |     |         |         |           |            |     |            |           |            | 3 0 2 0 0 0 3  |
| Tom Bradley, R<br>OBP: 0.214, SLG: 0.222<br>(1, 1)      |                   |    |            |     |     | 2B, 1B  |         | SH5-4, 1B |            |     |            | SH1-4, 1B |            |  |
| Elias Sosa, R<br>OBP: 0.222, SLG: 0.125<br>(6, 1)       |                   |    |            |     |     |         |         |           |            |     |            |           |            |  |
| Randy Moffitt, R<br>OBP: 0.077, SLG: 0.077<br>(11, 1)   |                   |    |            |     |     |         |         |           |            |     |            |           |            |  |
| Steve Ontiveros, S<br>(13, PH)                          | 1-2, 2-3, 3-H, 1B |    | K          |     |     |         |         | SH5-4     |            |     |            | SH1-4     |            | 2 0 1 1 0 1 2<br>1 0 0 0 0 1 1<br>0 0 0 0 0 0 0<br>1 0 0 0 0 1 0 |

| Inning Stats | R: 6  | H: 5  | E: 1  | LOB: 2 | K: 1   | S: 11 | R: 0 | H: 0 | E: 0 | LOB: 0 | K: 2 | S: 7 | R: 0 | H: 0 | E: 0 | LOB: 2 | K: 1 | S: 5 | R: 0 | H: 0 | E: 0 | LOB: 0 | K: 1 | S: 5 | R: 0 | H: 2 | E: 0 | LOB: 1 | K: 1 | S: 6 | R: 1 | H: 1 | E: 0 | LOB: 0 | K: 0 | S: 4 | R: 0 | H: 1 | E: 0 | LOB: 1 | K: 0 | S: 3 | R: 0 | H: 1 | E: 0 | LOB: 1 | K: 0 | S: 3 | R: 0 | H: 0 | E: 0 | LOB: 0 | K: 0 | S: 3 | R: 0 | H: 1 | E: 1 | LOB: 3 | K: 1 | S: 6 | R: 1 | H: 1 | E: 1 | LOB: 3 | K: 1 | S: 5 | R: 0 | H: 0 | E: 0 | LOB: 0 | K: 1 | S: 7 | R: 0 | H: 0 | E: 0 | LOB: 0 | K: 2 | S: 7 | R: 0 | H: 0 | E: 0 | LOB: 0 | K: 1 | S: 5 | R: 0 | H: 0 | E: 0 | LOB: 0 | K: 1 | S: 5 | R: 0 | H: 0 | E: 0 | LOB: 0 | K: 1 | S: 6 | R: 0 | H: 1 | E: 0 | LOB: 1 | K: 0 | S: 4 | R: 0 | H: 1 | E: 0 | LOB: 1 | K: 0 | S: 3 | R: 0 | H: 0 | E: 0 | LOB: 0 | K: 0 | S: 3 | R: 0 | H: 0 | E: 0 | LOB: 0 | K: 0 | S: 3 | R: 0 | H: 0 | E: 1 | LOB: 3 | K: 1 | S: 6 | R: 1 | H: 1 | E: 1 | LOB: 3 | K: 1 | S: 5 | R: 0 | H: 0 | E: 0 | LOB: 0 | K: 1 | S: 7 | R: 0 | H: 0 | E: 0 | LOB: 0 | K: 2 | S: 7 | R: 0 | H: 0 | E: 0 | LOB: 0 | K: 2 | S: 7 | R: 0 | H: 0 | E: 0 | LOB: 0 | K: 2 | S: 7 |
|--------------|-------|-------|-------|--------|--------|-------|------|------|------|--------|------|------|------|------|------|--------|------|------|------|------|------|--------|------|------|------|------|------|--------|------|------|------|------|------|--------|------|------|------|------|------|--------|------|------|------|------|------|--------|------|------|------|------|------|--------|------|------|------|------|------|--------|------|------|------|------|------|--------|------|------|------|------|------|--------|------|------|------|------|------|--------|------|------|------|------|------|--------|------|------|------|------|------|--------|------|------|------|------|------|--------|------|------|------|------|------|--------|------|------|------|------|------|--------|------|------|------|------|------|--------|------|------|------|------|------|--------|------|------|------|------|------|--------|------|------|------|------|------|--------|------|------|------|------|------|--------|------|------|------|------|------|--------|------|------|------|------|------|--------|------|------|------|------|------|--------|------|------|
| 1B: 8        | 2B: 2 | 3B: 1 | SF: 0 | WP: 1  | PA: 58 |       |      |      |      |        |      |      |      |      |      |        |      |      |      |      |      |        |      |      |      |      |      |        |      |      |      |      |      |        |      |      |      |      |      |        |      |      |      |      |      |        |      |      |      |      |      |        |      |      |      |      |      |        |      |      |      |      |      |        |      |      |      |      |      |        |      |      |      |      |      |        |      |      |      |      |      |        |      |      |      |      |      |        |      |      |      |      |      |        |      |      |      |      |      |        |      |      |      |      |      |        |      |      |      |      |      |        |      |      |      |      |      |        |      |      |      |      |      |        |      |      |      |      |      |        |      |      |      |      |      |        |      |      |      |      |      |        |      |      |      |      |      |        |      |      |      |      |      |        |      |      |

| PITCHER                                  | IP  | WLS | BF | H | R | ER | SO | BB | IBB | HBP | BLK | WP | HR | S  | P  | ERA    | WHIP   |
|--|-----|-----|----|---|---|----|----|----|-----|-----|-----|----|----|----|----|--------|--------|
| George Stone, L<br>ERA: 2.99<br>(1, 1)   | 0.1 |     | 7  | 4 | 6 | 4  | 0  | 2  | 0   | 0   | 0   | 0  | 1  | 5  | 13 | 108.00 | 18.000 |
| Buzz Capra, R<br>ERA: 4.03<br>(1, 1)     | 3.2 |     | 15 | 1 | 0 | 0  | 5  | 2  | 0   | 0   | 0   | 1  | 0  | 23 | 31 | 0.00   | 0.818  |
| John Strohmayr, R<br>ERA: 5.48<br>(5, 1) | 2.0 |     | 7  | 2 | 0 | 0  | 2  | 0  | 0   | 0   | 0   | 0  | 0  | 11 | 11 | 0.00   | 1.000  |
| Harry Parker, R<br>ERA: 3.53<br>(7, 1)   | 2.0 |     | 8  | 2 | 1 | 1  | 0  | 0  | 0   | 0   | 0   | 0  | 0  | 8  | 8  | 4.50   | 1.000  |
| Tug McGraw, L<br>ERA: 5.09<br>(9, 1)     | 4.1 | L   | 21 | 3 | 1 | 1  | 2  | 1  | 3   | 1   | 0   | 0  | 0  | 20 | 37 | 2.08   | 0.923  |

**NEW YORK METS @ SAN FRANCISCO GIANTS**  
Candlestick Park, San Francisco, CA

Sat Aug 11 1973, 6:33 AM EDT  
Att: 15,762 - Unknown

|     |    |
|-----|----|
| AB  | 47 |
| R   | 8  |
| H   | 12 |
| RBI | 6  |
| BB  | 8  |
| SO  | 9  |
| LOB | 29 |

| Batter   | 1   | 2   | 3   | 4   | 5   | 6   | 7   | 8   | 9   | AB R H RBI BB SO LOB                                       | TOP                                     |  |
|--|---|---|---|---|---|---|---|---|---|--|---|--|
| Wayne Garrett, L<br>OBP: 0.337, SLG: 0.353<br>(1, 5)<br>(7, 6) | 0-0<br>L4-3<br>1B                                     |   | 0-0<br>P4   |   | 0-0<br>E7   |   | 0-3<br>K  |   |   | 4 0 1 0 0 1 1  |   |  |
| Felix Millan, R<br>OBP: 0.319, SLG: 0.351<br>(1, 4)            | 0-0<br>F7   |   | 0-3<br>K  |   | 0-0<br>F2   |   |   | 0-0<br>F7   |   | 4 0 0 0 0 1 2  |   |  |
| Willie Mays, R<br>OBP: 0.287, SLG: 0.352<br>(1, 3)             | 0-0<br>L4-3<br>1-2                                    |   |   | 0-0<br>F7   |   | 0-0<br>F9   |   | 0-0<br>5-3  |   | 4 0 0 0 0 0 1  |   |  |
| Cleon Jones, R<br>OBP: 0.318, SLG: 0.370<br>(1, 9)             |   | 0-0<br>3-1  |   | 4-0<br>FC6-4<br>BB                                  |   | 0-0<br>1B   |   | 0-0<br>1-3  |   | 3 0 1 0 1 0 0  |   |  |
| John Milner, L<br>OBP: 0.328, SLG: 0.484<br>(1, 7)             |   | 0-0<br>G3   |   | 0-0<br>F9   |   | 0-0<br>P6   |   |   | 0-0<br>4-3  | 4 0 0 0 0 0 2  |   |  |
| Don Hahn, R<br>OBP: 0.301, SLG: 0.336<br>(1, 8)                |   | 0-0<br>BLK<br>1B                                    |   | 0-0<br>FC6-4<br>1-2f                                |   | 0-0<br>F7   |   |   |   | 4 0 2 0 0 0 2  |   |  |
| Jerry Grote, R<br>OBP: 0.259, SLG: 0.280<br>(1, 2)             |   | 4-0<br>1-2<br>IBB                                   |   |   | 0-0<br>SH1-4<br>E<br>1B                             |   | 0-3<br>K  |   | 0-3<br>K  | 3 1 1 0 1 2 1  |   |  |
| Brian Ostrasser, L<br>(1, 6)                                   |   | 0-0<br>F9   |   |   | 0-0<br>P3   |   | 0-0<br>F9   |   | 0-0<br>F9   | 2 0 0 0 0 0 3  |   |  |
| Duffy Dyer, R<br>OBP: 0.246, SLG: 0.239<br>(7, PH)             |   |   |   |   |   |   |   |   |   | 1 0 0 0 0 0 0  |   |  |
| Jim McAndrew, R<br>OBP: 0.381, SLG: 0.200<br>(7, 1)            |   |   |   |   |   |   |   |   |   | 0 0 0 0 0 0 0  |   |  |
| Jim Beauchamp, R<br>OBP: 0.367, SLG: 0.353<br>(9, PH)          |   |   |   |   |   |   |   |   |   | 1 0 0 0 0 0 1  |   |  |
| Ray Sadecki, L<br>OBP: 0.238, SLG: 0.333<br>(1, 1)             |   |   | 0-0<br>L3   |   |   |   | 0-0<br>1B   |   |   | 1 0 0 0 0 0 0  |   |  |
| Ken Boswell, L<br>OBP: 0.266, SLG: 0.318<br>(7, PH)<br>(7, 5)  |   |   |   |   | 0-0<br>SH1-4  |   |   |   |   | 1 0 1 0 0 0 0  |   |  |
| <b>Inning Stats</b>  | R: 0 H: 1<br>E: 0 LOB: 0<br>K: 0 BB: 0<br>S: 3 P: 3   | R: 0 H: 1<br>E: 0 LOB: 2<br>K: 0 BB: 1<br>S: 4 P: 8 | R: 0 H: 0<br>E: 0 LOB: 0<br>K: 1 BB: 0<br>S: 5 P: 5 | R: 0 H: 0<br>E: 0 LOB: 1<br>K: 0 BB: 1<br>S: 3 P: 7 | R: 1 H: 1<br>E: 1 LOB: 1<br>K: 0 BB: 0<br>S: 5 P: 5 | R: 0 H: 1<br>E: 0 LOB: 1<br>K: 0 BB: 0<br>S: 4 P: 4 | R: 0 H: 1<br>E: 0 LOB: 1<br>K: 2 BB: 0<br>S: 8 P: 8 | R: 0 H: 0<br>E: 0 LOB: 0<br>K: 0 BB: 0<br>S: 3 P: 3 | R: 0 H: 1<br>E: 0 LOB: 1<br>K: 1 BB: 0<br>S: 6 P: 6 | 1B: 6 SF: 0<br>2B: 1 SAC: 1<br>3B: 0 DP: 1<br>HR: 0 HBP: 0 | WP: 0 PA: 35<br>PB: 0<br>SB: 0<br>CS: 0 |  |
| <b>PITCHER</b><br>Ron Bryant, L<br>ERA: 2.84<br>(1, 1)         | IP WLS BF H R ER SO BB IBB HBP BLK WP HR S P ERA WHIP | 9.0 W 35 6 1 0 4 1 1 0 1 0 0 0 41 49 0.00 0.778     |   |   |   |   |   |   |   |  |   |  |

**New York Mets @ San Francisco Giants**  
Candlestick Park, San Francisco, CA  
Sun Aug 12 1973, 6:33 AM EDT  
Att. 13,490 - Unknown

|     |    |
|-----|----|
| AB  | 32 |
| R   | 1  |
| H   | 6  |
| RBI | 0  |
| BB  | 2  |
| SO  | 4  |
| LOB | 13 |



| Batter   | 1               | 2                | 3               | 4               | 5                       | 6              | 7                     | 8              | 9 | AB | R | H | RBI | BB | SO | LOB |
|--|-----------------|------------------|-----------------|-----------------|-------------------------|----------------|-----------------------|----------------|---|----|---|---|-----|----|----|-----|
| Garry Maddox, R<br>OBP: 0.340, SLG: 0.435<br>(1, 8)  | 0-0<br>P2<br>①  |                  | 0-0<br>4-3<br>② |                 | 0-0<br>1-3<br>HR<br>2B  |                | 0-0<br>5-3<br>①       |                |   | 4  | 1 | 1 | 0   | 0  | 0  | 1   |
| Tito Fuentes, S<br>OBP: 0.313, SLG: 0.361<br>(1, 4)  | 0-0<br>F7<br>②  |                  | 0-3<br>K<br>③   |                 | 0-0<br>2-H<br>3-H<br>HR |                | 0-0<br>4-3<br>2B<br>② |                |   | 4  | 1 | 2 | 4   | 0  | 1  | 0   |
| Ed Goodson, L<br>OBP: 0.332, SLG: 0.455<br>(1, 5)  | 0-0<br>4-3<br>③ |                  |                 | 0-0<br>F2<br>①  | 0-0<br>4-3<br>③         |                | 0-0<br>4-3<br>②       |                |   | 4  | 0 | 0 | 0   | 0  | 0  | 1   |
| Bobby Bonds, R<br>OBP: 0.395, SLG: 0.589<br>(1, 9)   |                 | 0-0<br>1B<br>1B  |                 | 0-0<br>E3<br>②  |                         | 0-0<br>2B      | 0-0<br>4-3<br>③       |                |   | 4  | 0 | 2 | 0   | 0  | 0  | 1   |
| Chris Speier, R<br>OBP: 0.341, SLG: 0.368<br>(1, 6)  |                 | 0-0<br>1B<br>1-2 |                 | 4-0<br>BB<br>BB |                         | 0-0<br>F9<br>① |                       | 0-0<br>F2<br>① |   | 3  | 0 | 1 | 0   | 1  | 0  | 1   |
| Gary Thomasson, L<br>OBP: 0.335, SLG: 0.392<br>Jim Howarth, L<br>OBP: 0.250, SLG: 0.229<br>(1, 7) (8, 7) |                 | 0-3<br>K<br>①    |                 | 0-3<br>K<br>③   |                         | 0-3<br>K<br>②  |                       | 0-0<br>1B      |   | 3  | 0 | 0 | 0   | 0  | 3  | 4   |
| Dave Kingman, R<br>OBP: 0.241, SLG: 0.409<br>(1, 3)  |                 | 0-0<br>F8<br>②   |                 | 0-3<br>K<br>③   |                         | 0-3<br>K<br>①  |                       | 0-3<br>K<br>②  |   | 3  | 0 | 0 | 0   | 1  | 2  | 3   |
| Dave Rader, L<br>OBP: 0.318, SLG: 0.336<br>(1, 2)  |                 | 0-3<br>K<br>③    |                 | 0-3<br>K<br>②   |                         | 0-0<br>F9<br>③ |                       | 0-0<br>F9<br>③ |   | 4  | 0 | 0 | 0   | 0  | 2  | 5   |
| Ron Bryant, S<br>OBP: 0.221, SLG: 0.169<br>(1, 1)  |                 |                  | 0-0<br>5-3<br>① |                 | 4-0<br>2B<br>HR<br>BB   |                | 4-0<br>2B<br>PB<br>BB |                |   | 1  | 2 | 0 | 0   | 2  | 0  | 0   |

| Inning Stats | R: 0   | H: 0  | E: 0 | K: 0   | S: 3  | R: 0 | H: 2   | E: 0  | K: 2 | S: 9   | R: 0  | H: 0 | E: 0   | K: 1  | S: 5  | R: 0   | H: 0  | E: 1  | K: 1   | S: 5  | R: 3 | H: 2   | E: 0  | K: 2 | S: 9   | R: 0  | H: 1   | E: 0  | K: 1 | S: 6   | R: 1  | H: 1   | E: 0  | K: 0 | S: 4   | R: 0  | H: 1 | E: 0   | K: 1  | S: 6 |
|--------------|--------|-------|------|--------|-------|------|--------|-------|------|--------|-------|------|--------|-------|-------|--------|-------|-------|--------|-------|------|--------|-------|------|--------|-------|--------|-------|------|--------|-------|--------|-------|------|--------|-------|------|--------|-------|------|
|              | LOB: 0 | BB: 0 | P: 3 | LOB: 2 | BB: 0 | P: 9 | LOB: 0 | BB: 0 | P: 5 | LOB: 1 | BB: 1 | P: 9 | LOB: 0 | BB: 1 | P: 13 | LOB: 2 | BB: 1 | P: 10 | LOB: 1 | BB: 1 | P: 8 | LOB: 1 | BB: 0 | P: 6 | LOB: 0 | BB: 1 | LOB: 1 | BB: 0 | P: 6 | LOB: 0 | BB: 1 | LOB: 1 | BB: 0 | P: 6 | LOB: 0 | BB: 0 | P: 6 | LOB: 0 | BB: 0 | P: 6 |

| PITCHER                               | IP  | WLS | BF | H | R | ER | SO | BB | IBB | HBP | BLK | WP | HR | S  | P  | ERA  | WHIP  |
|---------------------------------------|-----|-----|----|---|---|----|----|----|-----|-----|-----|----|----|----|----|------|-------|
| Ray Sadecki, L<br>ERA: 3.57<br>(1, 1) | 6.0 | L   | 26 | 5 | 3 | 3  | 7  | 2  | 1   | 0   | 0   | 0  | 1  | 37 | 49 | 4.50 | 1.167 |
| Jim McAndrew, R<br>ERA: 5.7<br>(7, 1) | 2.0 |     | 9  | 2 | 1 | 1  | 1  | 1  | 0   | 0   | 0   | 0  | 0  | 10 | 14 | 4.50 | 1.500 |

**BOTTOM**

**New York Mets @ San Francisco Giants**  
Candlestick Park, San Francisco, CA

Sun Aug 12 1973, 6:33 AM EDT  
Att. 13,490 - Unknown

|     |    |
|-----|----|
| AB  | 31 |
| R   | 4  |
| H   | 7  |
| RBI | 4  |
| BB  | 4  |
| SO  | 8  |
| LOB | 16 |

|       |        |
|-------|--------|
| WP: 0 | PA: 35 |
| PB: 1 | SB: 0  |
| CS: 0 |        |

| WP | HR | S | P | ERA  | WHIP  |
|----|----|---|---|------|-------|
| 0  | 0  | 0 | 0 | 4.50 | 1.167 |
| 0  | 0  | 0 | 0 | 4.50 | 1.500 |

| Batter   | 1   | 2   | 3   | 4   | 5   | 6   | 7   | 8  | 9   | AB R H RBI BB SO LOB   | TOP  |         |   |    |      |       |       |
|--|---|---|---|---|---|---|---|--|---|--|--|---------|---|----|------|-------|-------|
| Don Hahn, R (1, 8)<br>OBP: 0.295, SLG: 0.328                                 | 0-0<br>F8   |   |   | 0-0<br>F5   |   | 0-0<br>4-3  |   | 0-0<br>SH1-4   |   | 3 0 0 0 0 0 0  |  |         |   |    |      |       |       |
| Felix Millan, R (1, 4)<br>OBP: 0.321, SLG: 0.349                             | 0-0<br>1-5-3  |   |   | 0-0<br>1-4-3  |   | 1-0<br>G3-6-3<br>HBP  |   | 4-0<br>FC1-6<br>IBB  |   | 2 0 0 0 1 0 0  |  |         |   |    |      |       |       |
| Rusty Staub, L (1, 9)<br>OBP: 0.352, SLG: 0.412                              | 0-0<br>F8   |   |   | 0-0<br>4-3  |   | 0-0<br>G3-6-3<br>1-2f   |   | 0-0<br>FC1-6<br>WP<br>1-2f<br>2-H                                |   | 4 0 0 0 0 0 2  |  |         |   |    |      |       |       |
| John Milner, L (1, 3)<br>OBP: 0.327, SLG: 0.481                              |   | 0-0<br>F8   |   | 0-0<br>FC6-4<br>2B<br>1B  |   | 0-0<br>P4   |   | 0-0<br>P5<br>2-3   |   | 4 1 1 0 0 0 1  |  |         |   |    |      |       |       |
| Cleon Jones, R (1, 7)<br>OBP: 0.321, SLG: 0.377                              |   | 0-3<br>K  |   | 0-0<br>FC6-4<br>1-3<br>2B                                       |   | 0-0<br>1B<br>1B   |   | 0-0<br>6-3   |   | 4 0 2 0 0 1 0  |  |         |   |    |      |       |       |
| Wayne Garrett, L (1, 6)<br>OBP: 0.338, SLG: 0.355<br>(9, 5)                  |   | 0-0<br>P5   |   | 0-0<br>F5   |   | 0-0<br>1B<br>1B   |   | 0-0<br>FC4-6<br>1B   |   | 4 0 2 0 0 0 2  |  |         |   |    |      |       |       |
| Ken Boswell, L (1, 5)<br>OBP: 0.265, SLG: 0.308<br>Brian Ostrasser, L (9, 6) |   |   | 0-0<br>4-3  | 4-0<br>FC6-4<br>IBB   |   | 0-3<br>K  |   | 0-0<br>FC4-6<br>1-2f   |   | 3 0 0 0 1 1 3<br>0 0 0 0 0 0 0   | AB 30<br>R 2<br>H 5<br>RBI 1<br>BB 3<br>SO 4<br>LOB 15 |         |   |    |      |       |       |
| Jerry Grote, R (1, 2)<br>OBP: 0.252, SLG: 0.272                              |   |   | 0-3<br>K  | 0-0<br>FC6-4<br>1-2f<br>2-3<br>3-H                              |   | 0-0<br>4-3  |   | 0-0<br>5-3   |   | 4 0 0 1 0 1 5  |  |         |   |    |      |       |       |
| Jon Matlack, L (1, 1)<br>OBP: 0.222, SLG: 0.087                              |   |   | 0-3<br>K  | 0-0<br>F8   |   |   | 4-0<br>SH1-4<br>E<br>BB   |  |   | 2 1 0 0 1 1 2  |  |         |   |    |      |       |       |
| Inning Stats   | R: 0<br>E: 0<br>K: 0<br>S: 3<br>H: 0<br>LOB: 0<br>BB: 0<br>P: 3 | R: 0<br>E: 0<br>K: 1<br>S: 5<br>H: 0<br>LOB: 0<br>BB: 0<br>P: 5 | R: 0<br>E: 0<br>K: 2<br>S: 7<br>H: 0<br>LOB: 0<br>BB: 0<br>P: 7 | R: 0<br>E: 0<br>K: 0<br>S: 3<br>H: 0<br>LOB: 0<br>BB: 0<br>P: 3 | R: 1<br>E: 0<br>K: 0<br>S: 5<br>H: 2<br>LOB: 2<br>BB: 1<br>P: 9 | R: 0<br>E: 0<br>K: 0<br>S: 2<br>H: 0<br>LOB: 0<br>BB: 0<br>P: 3 | R: 0<br>E: 0<br>K: 1<br>S: 7<br>H: 2<br>LOB: 2<br>BB: 0<br>P: 7 | R: 1<br>E: 1<br>K: 0<br>S: 3<br>H: 0<br>LOB: 1<br>BB: 2<br>P: 11 | R: 0<br>E: 0<br>K: 0<br>S: 4<br>H: 1<br>LOB: 1<br>BB: 0<br>P: 4 | 1B: 4<br>2B: 1<br>3B: 0<br>HR: 0<br>SF: 0<br>SAC: 1<br>DP: 1<br>HBP: 1 | WP: 1<br>PB: 0<br>SB: 0<br>CS: 0<br>PA: 35             |         |   |    |      |       |       |
| PITCHER  | IP WLS BF H R ER SO BB IBB HBP BLK WP HR S P ERA WHIP           |   |   |   |   |   |   |  |   |  |  | PITCHER | IP WLS BF H R ER SO BB IBB HBP BLK WP HR S P ERA WHIP |    |      |       |       |
| Bill Greif, R (1, 1)<br>ERA: 3.22  | 0.2   |   |   |   |   |   |   |  |   |  |  |         |   |    |      |       |       |
| Mike Corkins, R (1, 1)<br>ERA: 4.99  | 5.1   | 19  | 2   | 1   | 1   | 3   | 0   | 1  | 1   | 0  | 0  | 0       | 23  | 28 | 1.69 | 0.375 |       |
| Mike Caldwell, L (7, 1)<br>ERA: 3.86   | 3.0   | W   | 14  | 3   | 1   | 0   | 1   | 1  | 1   | 0  | 0  | 1       | 0   | 14 | 22   | 0.00  | 1.333 |

New York Mets @ San Diego Padres  
San Diego Stadium, San Diego, CA  
Mon Aug 13 1973, 10:05 PM EDT  
Att. 2,440 - Unknown

livebaseballscorecards.com







| Batter   | 1  | 2                               | 3                            | 4                               | 5                            | 6                               | 7                            | 8                                | 9                            | AB R H RBI BB SO LOB            | TOP                          |                                 |                              |                                 |                              |                                 |                                  |                                    |                                  |        |
|--|--|---------------------------------|------------------------------|---------------------------------|------------------------------|---------------------------------|------------------------------|----------------------------------|------------------------------|---------------------------------|------------------------------|---------------------------------|------------------------------|---------------------------------|------------------------------|---------------------------------|----------------------------------|------------------------------------|----------------------------------|--------|
| Wayne Garrett, L (1, 5)<br>OBP: 0.334, SLG: 0.350    | 0-0<br>5-3   |                                 | 0-0<br>4-3                   |                                 | 0-3<br>K                     |                                 | 0-0<br>P4                    |                                  | 0-0<br>4-3                   | 5 0 0 0 0 1 0                   |                              |                                 |                              |                                 |                              |                                 |                                  |                                    |                                  |        |
| Felix Millan, R (1, 4)<br>OBP: 0.320, SLG: 0.349     | 0-0<br>6-3   |                                 | 0-0<br>F5                    |                                 | 0-0<br>FC6-4<br>1B           |                                 | 0-0<br>5-3                   |                                  |                              | 4 0 1 0 0 0 0                   |                              |                                 |                              |                                 |                              |                                 |                                  |                                    |                                  |        |
| Willie Mays, R (1, 3)<br>OBP: 0.291, SLG: 0.352      | 0-0<br>F7  |                                 | 0-0<br>FC6-4<br>1B           |                                 | 0-3<br>K                     |                                 |                              | 4-0<br>1B 1-3<br>BB              |                              | 3 0 1 0 1 1 1                   |                              |                                 |                              |                                 |                              |                                 |                                  |                                    |                                  |        |
| Cleon Jones, R (1, 9)<br>OBP: 0.316, SLG: 0.370      |  | 0-0<br>F8                       | 0-0<br>FC6-4                 |                                 | 0-0<br>FC6-4                 |                                 |                              | 0-0<br>F8                        |                              | 4 0 0 0 0 0 3                   |                              |                                 |                              |                                 |                              |                                 |                                  |                                    |                                  |        |
| John Milner, L (1, 7)<br>OBP: 0.326, SLG: 0.476      |  | 0-0<br>3-1                      |                              | 0-3<br>K                        |                              | 4-0<br>G5-4-3<br>BB             |                              | 0-0<br>1-3                       |                              | 3 0 0 0 1 1 1                   |                              |                                 |                              |                                 |                              |                                 |                                  |                                    |                                  |        |
| Don Hahn, R (1, 8)<br>OBP: 0.307, SLG: 0.341         |  | 0-0<br>1B 1B<br>1B              |                              | 0-0<br>4-3<br>1B                |                              | 0-0<br>G5-4-3                   |                              | 0-0<br>1-2                       |                              | 4 0 3 0 0 0 1                   |                              |                                 |                              |                                 |                              |                                 |                                  |                                    |                                  |        |
| Jerry Grote, R (1, 2)<br>OBP: 0.259, SLG: 0.279      |  | 0-0<br>1B<br>1-2<br>1B          |                              | 0-0<br>4-3                      |                              | 0-0<br>1B                       |                              | 0-0<br>6-3                       |                              | 4 0 2 0 0 0 3                   |                              |                                 |                              |                                 |                              |                                 |                                  |                                    |                                  |        |
| Ted Martinez, R (1, 6)<br>OBP: 0.284, SLG: 0.268     |  | 0-0<br>1-2<br>2-3<br>1B         |                              | 4-0<br>IBB                      |                              | 0-0<br>1-3                      |                              |                                  | 0-0<br>6-3                   | 3 0 1 0 1 0 1                   |                              |                                 |                              |                                 |                              |                                 |                                  |                                    |                                  |        |
| Jerry Koosman, R (1, 1)<br>OBP: 0.140, SLG: 0.143    |  | 0-3<br>K                        |                              | 0-0<br>6-3                      |                              |                                 | 0-0<br>6-3                   |                                  | 0-3<br>K                     | 2 0 0 0 0 1 5                   |                              |                                 |                              |                                 |                              |                                 |                                  |                                    |                                  |        |
| John Strohmayr, R (5, 1)<br>OBP: 0.333, SLG: 0.200   |  |                                 |                              |                                 |                              |                                 |                              |                                  |                              | 0 0 0 0 0 0 0                   |                              |                                 |                              |                                 |                              |                                 |                                  |                                    |                                  |        |
| Jim Beauchamp, R (7, PH)<br>OBP: 0.361, SLG: 0.346   |  |                                 |                              |                                 |                              |                                 |                              |                                  |                              | 1 0 0 0 0 0 0                   |                              |                                 |                              |                                 |                              |                                 |                                  |                                    |                                  |        |
| Buzz Capra, R (7, 1)                                 |  |                                 |                              |                                 |                              |                                 |                              |                                  |                              | 0 0 0 0 0 0 0                   |                              |                                 |                              |                                 |                              |                                 |                                  |                                    |                                  |        |
| Duffy Dyer, R (9, PH)<br>OBP: 0.245, SLG: 0.238      |  |                                 |                              |                                 |                              |                                 |                              |                                  |                              | 1 0 0 0 0 1 0                   |                              |                                 |                              |                                 |                              |                                 |                                  |                                    |                                  |        |
| <b>Inning Stats</b>                                  | R: 0<br>E: 0<br>K: 0<br>S: 3   | H: 0<br>LOB: 0<br>BB: 0<br>P: 3 | R: 0<br>E: 0<br>K: 1<br>S: 8 | H: 3<br>LOB: 3<br>BB: 0<br>P: 8 | R: 0<br>E: 0<br>K: 0<br>S: 4 | H: 1<br>LOB: 1<br>BB: 0<br>P: 4 | R: 0<br>E: 0<br>K: 1<br>S: 6 | H: 1<br>LOB: 2<br>BB: 1<br>P: 10 | R: 0<br>E: 0<br>K: 2<br>S: 8 | H: 1<br>LOB: 1<br>BB: 0<br>P: 8 | R: 0<br>E: 0<br>K: 0<br>S: 3 | H: 0<br>LOB: 0<br>BB: 0<br>P: 3 | R: 0<br>E: 0<br>K: 0<br>S: 4 | H: 1<br>LOB: 2<br>BB: 1<br>P: 8 | R: 0<br>E: 0<br>K: 1<br>S: 5 | H: 0<br>LOB: 0<br>BB: 0<br>P: 5 | 1B: 8<br>2B: 0<br>3B: 0<br>HR: 0 | SF: 0<br>SAC: 0<br>DP: 1<br>HBP: 0 | WP: 0<br>PB: 0<br>SB: 0<br>CS: 0 | PA: 37 |
| <b>PITCHER</b><br>Randy Jones, L (1, 1)<br>ERA: 2.79 | IP: 9.0<br>WLS: W<br>BF: 37<br>H: 8<br>R: 0<br>ER: 0<br>SO: 5<br>BB: 2<br>IBB: 1<br>HBP: 0<br>BLK: 0<br>WP: 0<br>HR: 0<br>S: 44<br>P: 56<br>ERA: 0.00<br>WHIP: 1.111 |                                 |                              |                                 |                              |                                 |                              |                                  |                              |                                 |                              |                                 |                              |                                 |                              |                                 |                                  |                                    |                                  |        |
| <b>PITCHER</b>                                       | IP   | WLS                             | BF                           | H                               | R                            | ER                              | SO                           | BB                               | IBB                          | HBP                             | BLK                          | WP                              | HR                           | S                               | P                            | ERA                             | WHIP                             |                                    |                                  |        |

**New York Mets @ San Diego Padres**  
San Diego Stadium, San Diego, CA  
Tue Aug 14 1973, 10:05 PM EDT  
Att. 3,969 - Unknown

[livebaseballscorecards.com](http://livebaseballscorecards.com)

|            |    |
|------------|----|
| <b>AB</b>  | 34 |
| <b>R</b>   | 0  |
| <b>H</b>   | 8  |
| <b>RBI</b> | 0  |
| <b>BB</b>  | 3  |
| <b>SO</b>  | 5  |
| <b>LOB</b> | 15 |



| Batter  | 1                        | 2            | 3          | 4                       | 5                       | 6          | 7 | 8         | 9 | AB R H RBI BB SO LOB           |
|---|--------------------------|--------------|------------|-------------------------|-------------------------|------------|---|-----------|---|--------------------------------|
| Jerry Morales, R<br>OBP: 0.324, SLG: 0.412 (1, 8) | 0-0<br>1B SH1-4<br>2B 1B |              | 0-0<br>5-3 | 0-0<br>4-3              | 0-3<br>K                |            |   | 0-0<br>F7 |   | 5 1 1 0 0 1 2                  |
| Derrel Thomas, S<br>OBP: 0.301, SLG: 0.258 (1, 6) | 0-0<br>SH1-4<br>1-2      |              | 0-0<br>5-3 |                         | 0-0<br>BB<br>HR 1B      | 0-0<br>5-3 |   | 0-0<br>F9 |   | 4 1 1 0 0 0 0                  |
| Dave Roberts, R<br>OBP: 0.304, SLG: 0.436 (1, 5)  | 0-0<br>2B<br>2-3 1B      |              | 0-0<br>6-3 |                         | 4-0<br>BB<br>HR BB      | 0-0<br>6-3 |   |           |   | 3 1 1 0 1 0 0                  |
| Nate Colbert, R<br>OBP: 0.330, SLG: 0.413 (1, 3)  | 0-3<br>K                 |              |            | 0-0<br>1B 2B            | 0-0<br>1-H<br>2-H<br>HR | 0-0<br>6-3 |   |           |   | 4 2 2 3 0 1 2<br>0 0 0 0 0 0 0 |
| Ivan Murrell, R<br>OBP: 0.200, SLG: 0.311 (7, 3)  |                          |              |            |                         |                         |            |   |           |   |                                |
| Cito Gaston, R<br>OBP: 0.291, SLG: 0.399 (1, 9)   | 0-0<br>1-3<br>3-H<br>2B  |              |            | 0-0<br>2-H<br>1B 1B     | 0-0<br>BB<br>HR 1B      |            |   | 0-0<br>F8 |   | 4 2 3 2 0 0 0                  |
| Fred Kendall, R<br>OBP: 0.305, SLG: 0.370 (1, 2)  | 0-0<br>6-3               |              |            | 0-0<br>1-2<br>1B 1B     | 4-0<br>1-2<br>HR BB     |            |   | 0-0<br>1B |   | 3 1 2 0 1 0 2                  |
| Dave Winfield, R<br>OBP: 0.363, SLG: 0.458 (1, 7) |                          | 0-0<br>1-5-3 |            | 0-0<br>1-2<br>2-H<br>1B | 0-0<br>1-H<br>2-H<br>HR |            |   | 0-3<br>K  |   | 4 1 2 4 0 1 1                  |
| Rich Morales, R<br>OBP: 0.236, SLG: 0.199 (1, 4)  |                          | 0-0<br>6-3   |            | 0-3<br>K                | 0-0<br>P5               |            |   | 0-0<br>F3 |   | 4 0 0 0 0 1 3                  |
| Randy Jones, R<br>OBP: 0.185, SLG: 0.154 (1, 1)   |                          | 0-0<br>6-3   |            | 0-3<br>K                | 0-0<br>F9               |            |   | 0-3<br>K  |   | 4 0 0 0 0 2 2                  |

| Inning Stats                     | R: 1<br>E: 0<br>K: 1<br>S: 8       | H: 3<br>LOB: 2<br>BB: 0<br>P: 8  | R: 0<br>E: 0<br>K: 0<br>S: 3 | H: 0<br>LOB: 0<br>BB: 0<br>P: 3 | R: 0<br>E: 0<br>K: 0<br>S: 3 | H: 0<br>LOB: 0<br>BB: 0<br>P: 3 | R: 2<br>E: 0<br>K: 2<br>S: 11 | H: 4<br>LOB: 2<br>BB: 0<br>P: 11 | R: 6<br>E: 0<br>K: 1<br>S: 9 | H: 4<br>LOB: 0<br>BB: 2<br>P: 17 | R: 0<br>E: 0<br>K: 0<br>S: 3 | H: 0<br>LOB: 0<br>BB: 0<br>P: 3 | R: 0<br>E: 0<br>K: 1<br>S: 6 | H: 1<br>LOB: 1<br>BB: 0<br>P: 6 | R: 0<br>E: 0<br>K: 1<br>S: 5 | H: 0<br>LOB: 0<br>BB: 0<br>P: 5 |
|----------------------------------|------------------------------------|----------------------------------|------------------------------|---------------------------------|------------------------------|---------------------------------|-------------------------------|----------------------------------|------------------------------|----------------------------------|------------------------------|---------------------------------|------------------------------|---------------------------------|------------------------------|---------------------------------|
| 1B: 8<br>2B: 2<br>3B: 0<br>HR: 2 | SF: 0<br>SAC: 1<br>DP: 0<br>HBP: 0 | WP: 0<br>PB: 0<br>SB: 0<br>CS: 0 |                              |                                 |                              |                                 |                               |                                  |                              |                                  |                              |                                 |                              |                                 |                              |                                 |

| PITCHER                               | IP  | WLS | BF | H | R | ER | SO | BB | IBB | HBP | BLK | WP | HR | S  | P  | ERA   | WHIP  |
|---------------------------------------|-----|-----|----|---|---|----|----|----|-----|-----|-----|----|----|----|----|-------|-------|
| Jerry Koosman, L<br>ERA: 3.47 (1, 1)  | 4.0 | L   | 22 | 9 | 6 | 6  | 3  | 1  | 0   | 0   | 0   | 0  | 1  | 27 | 31 | 13.50 | 2.500 |
| John Strohmayr, R<br>ERA: 5.84 (5, 1) | 2.0 |     | 9  | 2 | 3 | 3  | 1  | 1  | 0   | 0   | 0   | 0  | 1  | 10 | 14 | 13.50 | 1.500 |
| Buzz Capra, R<br>ERA: 3.77 (7, 1)     | 2.0 |     | 7  | 1 | 0 | 0  | 2  | 0  | 0   | 0   | 0   | 0  | 0  | 11 | 11 | 0.00  | 0.500 |


**BOTTOM**

**New York Mets @ San Diego Padres**  
San Diego Stadium, San Diego, CA

Tue Aug 14 1973, 10:05 PM EDT  
Att. 3,969 - Unknown

livebaseballscorecards.com

|     |    |
|-----|----|
| AB  | 35 |
| R   | 9  |
| H   | 12 |
| RBI | 9  |
| BB  | 2  |
| SO  | 6  |
| LOB | 12 |



| Batter  | 1                     | 2          | 3                  | 4                          | 5          | 6                     | 7          | 8          | 9         | AB R H RBI BB SO LOB |
|---|-----------------------|------------|--------------------|----------------------------|------------|-----------------------|------------|------------|-----------|----------------------|
| Wayne Garrett, L (1, 6)<br>OBP: 0.335, SLG: 0.357 | 0-0<br>HR             |            | 0-3<br>K           | 4-0<br>L3<br>BB            |            | 0-0<br>G4-6-3<br>1-2f |            |            | 0-0<br>F4 | 4 1 1 1 1 1 2        |
| Felix Millan, R (1, 4)<br>OBP: 0.317, SLG: 0.345  | 0-0<br>3-1            |            | 0-0<br>FC6-2       | 0-0<br>L3                  |            |                       | 0-0<br>4-3 |            | 0-0<br>F7 | 5 0 0 0 0 0 2        |
| Rusty Staub, L (1, 9)<br>OBP: 0.349, SLG: 0.408   | 0-0<br>E6<br>1B       |            | 0-0<br>4-3         |                            | 0-0<br>4-3 |                       | 0-0<br>1-3 |            |           | 4 0 0 0 0 0 1        |
| John Milner, L (1, 3)<br>OBP: 0.328, SLG: 0.475   | 0-0<br>G6-4-3<br>1B   |            |                    | 4-0<br>E<br>1B<br>BB       |            | 0-0<br>F9             |            | 0-0<br>6-3 |           | 3 1 1 0 1 0 0        |
| Cleon Jones, R (1, 7)<br>OBP: 0.319, SLG: 0.387   | 0-0<br>G6-4-3<br>1-2f |            |                    | 0-0<br>BB<br>E<br>HR<br>1B |            | 0-0<br>HR             |            | 0-0<br>4-3 |           | 4 2 2 1 0 0 2        |
| Ken Boswell, L (1, 5)<br>OBP: 0.265, SLG: 0.305   |                       | 0-0<br>3-1 |                    | 0-0<br>E3<br>BB<br>HR      |            | 0-0<br>1B             |            | 0-3<br>K   |           | 4 1 1 0 0 1 2        |
| Don Hahn, R (1, 8)<br>OBP: 0.312, SLG: 0.340      |                       | 0-3<br>K   |                    | 4-0<br>HR<br>BB            |            | 0-0<br>F6             |            | 0-0<br>1B  |           | 3 1 1 1 1 1 1        |
| Jerry Grote, R (1, 2)<br>OBP: 0.258, SLG: 0.299   |                       | 0-0<br>4-3 |                    | 0-0<br>HR                  |            | 0-0<br>E6<br>G4-6-3   |            | 0-0<br>G3  |           | 4 1 1 4 0 0 1        |
| Tom Seaver, R (1, 1)<br>OBP: 0.230, SLG: 0.261    |                       |            | 0-0<br>FC6-2<br>3B | 0-0<br>6-3                 |            | 0-3<br>K              |            | 0-3<br>K   |           | 4 0 1 0 0 2 1        |

| Inning Stats | R: 1<br>E: 1<br>K: 0<br>S: 5 | H: 2<br>LOB: 1<br>BB: 0<br>P: 5 | R: 0<br>E: 0<br>K: 1<br>S: 5 | H: 0<br>LOB: 0<br>BB: 0<br>P: 5 | R: 0<br>E: 0<br>K: 1<br>S: 6 | H: 1<br>LOB: 1<br>BB: 0<br>P: 6 | R: 5<br>E: 1<br>K: 0<br>S: 5 | H: 2<br>LOB: 0<br>BB: 3<br>P: 17 | R: 1<br>E: 0<br>K: 0<br>S: 5 | H: 2<br>LOB: 1<br>BB: 0<br>P: 5 | R: 0<br>E: 1<br>K: 1<br>S: 5 | H: 0<br>LOB: 0<br>BB: 0<br>P: 5 | R: 0<br>E: 0<br>K: 0<br>S: 3 | H: 0<br>LOB: 0<br>BB: 0<br>P: 3 | R: 0<br>E: 0<br>K: 1<br>S: 6 | H: 1<br>LOB: 1<br>BB: 0<br>P: 6 | R: 0<br>E: 0<br>K: 1<br>S: 5 | H: 0<br>LOB: 0<br>BB: 0<br>P: 5 | 1B: 4<br>2B: 1<br>3B: 1<br>HR: 3 | SF: 0<br>SAC: 0<br>DP: 3<br>HBP: 0 | WP: 0<br>PB: 0<br>SB: 0<br>CS: 0 | PA: 38 |
|--------------|------------------------------|---------------------------------|------------------------------|---------------------------------|------------------------------|---------------------------------|------------------------------|----------------------------------|------------------------------|---------------------------------|------------------------------|---------------------------------|------------------------------|---------------------------------|------------------------------|---------------------------------|------------------------------|---------------------------------|----------------------------------|------------------------------------|----------------------------------|--------|
|--------------|------------------------------|---------------------------------|------------------------------|---------------------------------|------------------------------|---------------------------------|------------------------------|----------------------------------|------------------------------|---------------------------------|------------------------------|---------------------------------|------------------------------|---------------------------------|------------------------------|---------------------------------|------------------------------|---------------------------------|----------------------------------|------------------------------------|----------------------------------|--------|

| PITCHER                             | IP  | WLS | BF | H | R | ER | SO | BB | IBB | HBP | BLK | WP | HR | S  | P  | ERA   | WHIP  |
|-------------------------------------|-----|-----|----|---|---|----|----|----|-----|-----|-----|----|----|----|----|-------|-------|
| Steve Arlin, R (1, 1)<br>ERA: 4.91  | 3.1 | L   | 19 | 5 | 6 | 5  | 2  | 3  | 0   | 0   | 0   | 0  | 2  | 20 | 32 | 13.50 | 2.400 |
| Vicente Romo, R (4, 1)<br>ERA: 3.63 | 2.2 |     | 9  | 2 | 1 | 1  | 1  | 0  | 0   | 0   | 0   | 0  | 1  | 11 | 11 | 3.38  | 0.750 |
| Gary Ross, R (7, 1)<br>ERA: 5.25    | 2.0 |     | 7  | 1 | 0 | 0  | 1  | 0  | 0   | 0   | 0   | 0  | 0  | 9  | 9  | 0.00  | 0.500 |
| Frank Snook, R (9, 1)<br>ERA: 2.84  | 1.0 |     | 3  | 0 | 0 | 0  | 1  | 0  | 0   | 0   | 0   | 0  | 0  | 5  | 5  | 0.00  | 0.000 |


**TOP**

**New York Mets @ San Diego Padres**  
San Diego Stadium, San Diego, CA

Wed Aug 15 1973, 10:05 PM EDT  
Att. 6,531 - Unknown

[livebaseballscorecards.com](http://livebaseballscorecards.com)

|            |           |
|------------|-----------|
| <b>AB</b>  | <b>35</b> |
| <b>R</b>   | <b>7</b>  |
| <b>H</b>   | <b>8</b>  |
| <b>RBI</b> | <b>7</b>  |
| <b>BB</b>  | <b>3</b>  |
| <b>SO</b>  | <b>5</b>  |
| <b>LOB</b> | <b>12</b> |





| Batter  | 1                            | 2                               | 3                            | 4                               | 5                            | 6                               | 7                            | 8                               | 9                            | 10                              | AB                           | R                                | H                            | RBI                             | BB                           | SO                              | LOB                              | TOP                                |                                  |        |  |
|---|------------------------------|---------------------------------|------------------------------|---------------------------------|------------------------------|---------------------------------|------------------------------|---------------------------------|------------------------------|---------------------------------|------------------------------|----------------------------------|------------------------------|---------------------------------|------------------------------|---------------------------------|----------------------------------|------------------------------------|----------------------------------|--------|--|
| <b>Pete Rose, S</b><br>OBP: 0.407, SLG: 0.435<br>(1, 7) X   | 0-0<br>6-3                   |                                 | 0-3<br>K                     |                                 |                              | X 0-0<br>F8                     |                              |                                 | X 0-0<br>L4                  | X 0-0<br>F8                     | 5                            | 0                                | 0                            | 0                               | 0                            | 1                               | 0                                |                                    |                                  |        |  |
| <b>Joe Morgan, L</b><br>OBP: 0.412, SLG: 0.487<br>(1, 4) S  | 0-3<br>K                     |                                 |                              | X 0-0<br>1-3                    |                              |                                 | B B B B<br>4-0<br>S<br>BB    |                                 | X 0-0<br>4-3                 |                                 | 3                            | 0                                | 0                            | 0                               | 1                            | 1                               | 0                                |                                    |                                  |        |  |
| <b>Dan Driessen, L</b><br>OBP: 0.364, SLG: 0.409<br>(1, 5) X  | 0-0<br>6-3                   |                                 |                              | 0-3<br>K                        |                              |                                 | X 0-0<br>F7                  |                                 | X 0-0<br>1B<br>1B            |                                 | 4                            | 1                                | 1                            | 0                               | 0                            | 1                               | 1                                |                                    |                                  |        |  |
| <b>Tony Perez, R</b><br>OBP: 0.388, SLG: 0.528<br>(1, 3)  |                              | X 0-0<br>G5-4-3<br>1B           |                              | 0-3<br>K                        |                              |                                 | X 0-0<br>L5                  |                                 | X 0-0<br>1B<br>1B            |                                 | 4                            | 0                                | 2                            | 0                               | 0                            | 1                               | 1                                |                                    |                                  |        |  |
| <b>Johnny Bench, R</b><br>OBP: 0.339, SLG: 0.443<br>(1, 9)<br>(10, 2)   |                              | X 0-0<br>G5-4-3<br>1-2f         |                              | X 0-0<br>5-3                    |                              |                                 | X 0-0<br>1-3                 |                                 | X 0-0<br>1-2<br>2-H<br>1B    |                                 | 4                            | 0                                | 1                            | 1                               | 0                            | 0                               | 2                                |                                    |                                  |        |  |
| <b>Andy Kosco, R</b><br>OBP: 0.356, SLG: 0.476<br><b>Bobby Tolan, L</b><br>OBP: 0.255, SLG: 0.308<br>(9, PH)<br>(9, 8)  |                              | X 0-0<br>1B                     |                              | X 0-0<br>1-3                    |                              |                                 | X 0-0<br>5-3                 |                                 | X 0-0<br>P4                  |                                 | 3                            | 0                                | 1                            | 0                               | 0                            | 0                               | 0                                |                                    |                                  |        |  |
| <b>Bill Plummer, R</b><br>OBP: 0.282, SLG: 0.263<br><b>Hal King, L</b><br>OBP: 0.321, SLG: 0.708<br><b>Larry Stahl, L</b><br>OBP: 0.330, SLG: 0.333<br>(1, 2)<br>(10, PH)<br>(10, 9)  |                              | 0-3<br>K                        |                              | X 0-0<br>P6                     |                              |                                 | X 0-3<br>K                   |                                 | X 0-0<br>HR                  |                                 | 3                            | 0                                | 0                            | 0                               | 0                            | 2                               | 1                                |                                    |                                  |        |  |
| <b>Darrel Chaney, S</b><br>OBP: 0.283, SLG: 0.220<br><b>Phil Gagliano, R</b><br>OBP: 0.388, SLG: 0.286<br><b>Cesar Geronimo, L</b><br>OBP: 0.254, SLG: 0.272<br><b>Ed Crosby, L</b><br>OBP: 0.289, SLG: 0.234<br>(1, 6)<br>(8, PH)<br>(8, PR)<br>(8, 6) |                              |                                 | 0-3<br>K                     |                                 | X 0-0<br>6-3                 |                                 | X 4-0<br>BB                  |                                 | X 0-3<br>K                   |                                 | 2                            | 0                                | 0                            | 0                               | 0                            | 1                               | 0                                |                                    |                                  |        |  |
| <b>Don Gullett, R</b><br>OBP: 0.269, SLG: 0.178<br><b>Denis Menke, R</b><br>OBP: 0.359, SLG: 0.249<br><b>Pedro Borbon, R</b><br>OBP: 0.273, SLG: 0.273<br>(1, 1)<br>(8, PH)<br>(8, 1)   |                              |                                 | X 0-0<br>5-3                 |                                 | X 0-0<br>F9                  |                                 | X 0-3<br>K                   |                                 | X 0-0<br>4-3                 |                                 | 2                            | 0                                | 0                            | 0                               | 0                            | 0                               | 0                                |                                    |                                  |        |  |
| <b>Inning Stats</b>   | R: 0<br>E: 0<br>K: 1<br>S: 5 | H: 0<br>LOB: 0<br>BB: 0<br>P: 5 | R: 0<br>E: 0<br>K: 1<br>S: 6 | H: 2<br>LOB: 1<br>BB: 0<br>P: 6 | R: 0<br>E: 0<br>K: 2<br>S: 7 | H: 0<br>LOB: 0<br>BB: 0<br>P: 7 | R: 0<br>E: 0<br>K: 2<br>S: 7 | H: 0<br>LOB: 0<br>BB: 0<br>P: 7 | R: 0<br>E: 0<br>K: 0<br>S: 3 | H: 0<br>LOB: 1<br>BB: 1<br>P: 7 | R: 0<br>E: 0<br>K: 2<br>S: 7 | H: 0<br>LOB: 1<br>BB: 1<br>P: 11 | R: 1<br>E: 0<br>K: 0<br>S: 6 | H: 3<br>LOB: 2<br>BB: 0<br>P: 6 | R: 1<br>E: 0<br>K: 1<br>S: 6 | H: 1<br>LOB: 0<br>BB: 0<br>P: 6 | 1B: 5<br>2B: 0<br>3B: 0<br>HR: 1 | SF: 0<br>SAC: 0<br>DP: 1<br>HBP: 0 | WP: 0<br>PB: 0<br>SB: 1<br>CS: 0 | PA: 37 |  |
| <b>PITCHER</b><br><b>George Stone, L</b><br>ERA: 2.83<br><b>Harry Parker, R</b><br>ERA: 3.59  | IP<br>8.2                    | WLS<br>L                        | BF<br>32                     | H<br>5                          | R<br>1                       | ER<br>1                         | SO<br>8                      | BB<br>2                         | IBB<br>0                     | HBP<br>0                        | BLK<br>0                     | WP<br>0                          | HR<br>0                      | S<br>46                         | P<br>54                      | ERA<br>1.04                     | WHIP<br>0.808                    |                                    |                                  |        |  |
|   |                              |                                 |                              |                                 |                              |                                 |                              |                                 |                              |                                 |                              |                                  |                              |                                 |                              |                                 |                                  |                                    |                                  |        |  |

Cincinnati Reds @ New York Mets  
Shea Stadium, Flushing, NY  
Fri Aug 17 1973, 7:05 PM EDT  
Att. 36,803 - Unknown

livebaseballscores.com

|     |    |
|-----|----|
| AB  | 35 |
| R   | 2  |
| H   | 6  |
| RBI | 2  |
| BB  | 2  |
| SO  | 9  |
| LOB | 8  |



| Batter  | 1           | 2                   | 3                     | 4                          | 5                      | 6                  | 7            | 8                     | 9                       | 10               | AB | R | H | RBI | BB | SO | LOB |
|---|-------------|---------------------|-----------------------|----------------------------|------------------------|--------------------|--------------|-----------------------|-------------------------|------------------|----|---|---|-----|----|----|-----|
| Wayne Garrett, L (1, 5)<br>OBP: 0.332, SLG: 0.353   | 0-3<br>K    |                     | x 0-0<br>4-3          |                            | x 0-0<br>F8            |                    |              | x 0-0<br>F8           |                         |                  | 4  | 0 | 0 | 0   | 0  | 1  | 2   |
| Felix Millan, R (1, 4)<br>OBP: 0.316, SLG: 0.344  | 0-0<br>6-3  |                     |                       | x 0-0<br>F9                |                        | x 0-0<br>1B        |              | x 0-0<br>3-1          |                         |                  | 4  | 0 | 1 | 0   | 0  | 0  | 0   |
| Willie Mays, R (1, 3)<br>OBP: 0.291, SLG: 0.366<br>Ed Kranepool, L (9, 3)<br>OBP: 0.304, SLG: 0.323   | 0-0<br>F9   |                     |                       | x 0-0<br>HR                |                        | x 0-0<br>F8        |              | s s s s 0-3<br>K      |                         |                  | 4  | 1 | 1 | 1   | 0  | 1  | 1   |
| Cleon Jones, R (1, 9)<br>OBP: 0.326, SLG: 0.391   |             | x 0-0<br>L4-3<br>1B |                       | s s s s 4-0<br>FC6-4<br>BB |                        | s s s s 0-3<br>K   |              | x 0-0<br>G5-4-3<br>1B |                         |                  | 3  | 0 | 2 | 0   | 1  | 1  | 1   |
| John Milner, L (1, 7)<br>OBP: 0.327, SLG: 0.472   | 0-0<br>F3   |                     |                       | x 0-0<br>F9                |                        | x 0-0<br>1-3<br>1B |              | x 0-0<br>F8           |                         |                  | 4  | 0 | 1 | 0   | 0  | 0  | 3   |
| Jerry Grote, R (1, 2)<br>OBP: 0.252, SLG: 0.291   | 0-0<br>L4-3 |                     | x 0-0<br>1-2<br>L4-3  |                            | x 0-0<br>1-2f<br>FC6-4 |                    | x 0-0<br>3-1 |                       | x 0-0<br>1-2f<br>G5-4-3 |                  | 4  | 0 | 0 | 0   | 0  | 0  | 5   |
| Don Hahn, R (1, 8)<br>OBP: 0.304, SLG: 0.331  |             |                     | x 0-0<br>5-3          |                            | x 0-0<br>P6            |                    | x 0-0<br>F5  |                       |                         | x 0-0<br>F7      | 4  | 0 | 0 | 0   | 0  | 0  | 0   |
| Ted Martinez, R (1, 6)<br>OBP: 0.289, SLG: 0.278<br>Ken Boswell, L (10, PH)<br>OBP: 0.262, SLG: 0.302   |             |                     | x 0-0<br>SH1-4<br>1B  |                            | x 0-0<br>2B            |                    | x 0-0<br>F8  |                       |                         | x 0-0<br>G3      | 3  | 0 | 2 | 0   | 0  | 0  | 0   |
| George Stone, L (1, 1)<br>OBP: 0.324, SLG: 0.324<br>Harry Parker, R (9, 1)<br>OBP: 0.150, SLG: 0.150<br>Jim Beauchamp, R (10, PH)<br>OBP: 0.355, SLG: 0.340 |             |                     | x 0-0<br>1-2<br>SH1-4 |                            | s s s s 0-3<br>K       |                    | x 0-0<br>4-3 |                       |                         | s s s s 0-3<br>K | 2  | 0 | 0 | 0   | 0  | 1  | 1   |


| Inning Stats | R: 0 | H: 0 | E: 0 | K: 1 | S: 5 | R: 0 | H: 1 | E: 0 | K: 0 | S: 3 | R: 0 | H: 1 | E: 0 | K: 0 | S: 4 | R: 1 | H: 1 | E: 0 | K: 0 | S: 4 | R: 0 | H: 1 | E: 0 | K: 1 | S: 6 | R: 0 | H: 2 | E: 0 | K: 1 | S: 7 | R: 0 | H: 0 | E: 0 | K: 0 | S: 3 | R: 0 | H: 0 | E: 0 | K: 1 | S: 5 | R: 0 | H: 1 | E: 0 | K: 0 | S: 3 | R: 0 | H: 0 | E: 0 | K: 1 | S: 5 | R: 0 | H: 0 | E: 0 | K: 1 | S: 5 | R: 0 | H: 0 | E: 0 | K: 1 | S: 5 |
|--------------|------|------|------|------|------|------|------|------|------|------|------|------|------|------|------|------|------|------|------|------|------|------|------|------|------|------|------|------|------|------|------|------|------|------|------|------|------|------|------|------|------|------|------|------|------|------|------|------|------|------|------|------|------|------|------|------|------|------|------|------|
|              | 0    | 0    | 0    | 1    | 5    | 0    | 1    | 0    | 0    | 3    | 0    | 1    | 0    | 0    | 4    | 1    | 1    | 0    | 0    | 4    | 0    | 1    | 0    | 1    | 0    | 6    | 0    | 2    | 0    | 1    | 7    | 0    | 0    | 0    | 0    | 3    | 0    | 0    | 0    | 5    | 0    | 1    | 0    | 0    | 3    | 0    | 1    | 0    | 0    | 5    | 0    | 0    | 0    | 1    | 5    |      |      |      |      |      |

| PITCHER                             | IP  | WLS | BF | H | R | ER | SO | BB | IBB | HBP | BLK | WP | HR | S  | P  | ERA  | WHIP  |
|-------------------------------------|-----|-----|----|---|---|----|----|----|-----|-----|-----|----|----|----|----|------|-------|
| Don Gullett, L (1, 1)<br>ERA: 3.5   | 7.0 |     | 27 | 6 | 1 | 1  | 3  | 1  | 0   | 0   | 0   | 0  | 1  | 32 | 36 | 1.29 | 1.000 |
| Pedro Borbon, R (8, 1)<br>ERA: 2.42 | 3.0 | W   | 9  | 1 | 0 | 0  | 2  | 0  | 0   | 0   | 0   | 0  | 0  | 13 | 13 | 0.00 | 0.333 |

**BOTTOM**

**Cincinnati Reds @ New York Mets**  
Shea Stadium, Flushing, NY  
Fri Aug 17 1973, 7:05 PM EDT  
Att: 36,803 - Unknown

|            |           |
|------------|-----------|
| <b>AB</b>  | <b>34</b> |
| <b>R</b>   | <b>1</b>  |
| <b>H</b>   | <b>7</b>  |
| <b>RBI</b> | <b>1</b>  |
| <b>BB</b>  | <b>1</b>  |
| <b>SO</b>  | <b>5</b>  |
| <b>LOB</b> | <b>13</b> |



| WP | PA |
|----|----|
| 0  | 36 |

| Batter  | 1                            | 2                               | 3                            | 4                               | 5                            | 6                               | 7                            | 8                               | 9                             | AB R H RBI BB SO LOB             | TOP                          |                                 |                              |                                 |                              |                                 |                                  |                                    |                                  |        |     |     |    |    |   |   |     |      |  |  |
|---|------------------------------|---------------------------------|------------------------------|---------------------------------|------------------------------|---------------------------------|------------------------------|---------------------------------|-------------------------------|----------------------------------|------------------------------|---------------------------------|------------------------------|---------------------------------|------------------------------|---------------------------------|----------------------------------|------------------------------------|----------------------------------|--------|-----|-----|----|----|---|---|-----|------|--|--|
| <b>Pete Rose, S</b> (1, 7)<br>OBP: 0.407, SLG: 0.434        | 0-0<br>L4                    |                                 | 0-0<br>G6-3<br>1B            |                                 | 0-0<br>6-3                   |                                 | 0-0<br>FC5-2<br>1B           |                                 | 0-0<br>1-3                    | 5 0 2 0 0 0 2                    |                              |                                 |                              |                                 |                              |                                 |                                  |                                    |                                  |        |     |     |    |    |   |   |     |      |  |  |
| <b>Joe Morgan, L</b> (1, 4)<br>OBP: 0.413, SLG: 0.488       | 0-0                          |                                 | 0-0<br>G6-3                  |                                 | 4-0                          |                                 | 0-0<br>FC5-2                 |                                 | 0-0<br>4-3                    | 3 0 1 0 1 0 4                    |                              |                                 |                              |                                 |                              |                                 |                                  |                                    |                                  |        |     |     |    |    |   |   |     |      |  |  |
| <b>Jim McGlothlin, R</b> (7, 1)<br>OBP: 0.176, SLG: 0.250   | WP<br>2B                     |                                 | 1-2f                         |                                 | BB                           |                                 | 1-2<br>2-3<br>3-Hf<br>FC6-4  |                                 | 2-3<br>3-H                    | 0 0 0 0 0 0 0                    |                              |                                 |                              |                                 |                              |                                 |                                  |                                    |                                  |        |     |     |    |    |   |   |     |      |  |  |
| <b>Larry Stahl, L</b> (9, PH)<br>OBP: 0.327, SLG: 0.329     |                              |                                 |                              |                                 |                              |                                 |                              |                                 |                               | 1 0 0 1 0 0 1                    |                              |                                 |                              |                                 |                              |                                 |                                  |                                    |                                  |        |     |     |    |    |   |   |     |      |  |  |
| <b>Dan Driessen, L</b> (1, 5)<br>OBP: 0.357, SLG: 0.400     | 0-3<br>K                     |                                 |                              |                                 | 0-0<br>F8                    |                                 | 0-0<br>FC6-4                 |                                 | 0-0<br>4-3                    | 5 0 0 0 0 2 6                    |                              |                                 |                              |                                 |                              |                                 |                                  |                                    |                                  |        |     |     |    |    |   |   |     |      |  |  |
| <b>Tony Perez, R</b> (1, 3)<br>OBP: 0.389, SLG: 0.530       | 0-0<br>F9                    |                                 |                              |                                 | 0-0<br>BB<br>1B              |                                 | 0-3<br>K                     |                                 | 0-0<br>2B                     | 4 0 2 0 0 1 1                    |                              |                                 |                              |                                 |                              |                                 |                                  |                                    |                                  |        |     |     |    |    |   |   |     |      |  |  |
| <b>Johnny Bench, R</b> (1, 9)<br>OBP: 0.342, SLG: 0.444     |                              |                                 |                              |                                 | 0-0<br>BB<br>1B              |                                 | 0-0<br>P6                    |                                 | 4-0<br>G6-4-3<br>BB           | 3 0 2 0 1 0 0                    |                              |                                 |                              |                                 |                              |                                 |                                  |                                    |                                  |        |     |     |    |    |   |   |     |      |  |  |
| <b>Andy Kosco, R</b> (1, 8)<br>OBP: 0.351, SLG: 0.455       |                              |                                 |                              |                                 | 4-0<br>BB<br>1B              |                                 | 0-3<br>K                     |                                 | 0-0<br>F8                     | 3 0 0 0 1 1 3                    |                              |                                 |                              |                                 |                              |                                 |                                  |                                    |                                  |        |     |     |    |    |   |   |     |      |  |  |
| <b>Bill Plummer, R</b> (1, 2)<br>OBP: 0.281, SLG: 0.263     |                              |                                 |                              |                                 | 1-2<br>2-3<br>BB             |                                 |                              |                                 |                               |                                  |                              |                                 |                              |                                 |                              |                                 |                                  |                                    |                                  |        |     |     |    |    |   |   |     |      |  |  |
| <b>Darrel Chaney, S</b> (1, 6)<br>OBP: 0.281, SLG: 0.219    |                              |                                 |                              |                                 | 0-0<br>P3                    |                                 | 0-0<br>FC6-4<br>1B           |                                 | 0-0<br>G6-4-3                 | 4 0 1 0 0 0 6                    |                              |                                 |                              |                                 |                              |                                 |                                  |                                    |                                  |        |     |     |    |    |   |   |     |      |  |  |
| <b>Denis Menke, R</b> (4, PH)<br>OBP: 0.359, SLG: 0.246     |                              |                                 |                              |                                 | 0-0<br>FC5-4                 |                                 | 0-0<br>FC6-4<br>1B<br>FC5-2  |                                 | 4-0<br>1-3<br>1B<br>4-3<br>BB | 1 0 0 0 0 1 1                    |                              |                                 |                              |                                 |                              |                                 |                                  |                                    |                                  |        |     |     |    |    |   |   |     |      |  |  |
| <b>Fred Norman, S</b> (1, 1)<br>OBP: 0.095, SLG: 0.066      |                              |                                 |                              |                                 | 1-2f                         |                                 | 0-0<br>FC5-2<br>1B           |                                 | 0-0<br>4-3<br>1B              | 2 1 0 0 1 0 4                    |                              |                                 |                              |                                 |                              |                                 |                                  |                                    |                                  |        |     |     |    |    |   |   |     |      |  |  |
| <b>Roger Nelson, R</b> (3, 1)<br>OBP: 0.118, SLG: 0.118     |                              |                                 |                              |                                 | 0-3<br>K                     |                                 | 0-3<br>K                     |                                 | 0-0<br>4-3<br>1B              | 1 0 0 0 0 1 0                    |                              |                                 |                              |                                 |                              |                                 |                                  |                                    |                                  |        |     |     |    |    |   |   |     |      |  |  |
| <b>Dave Tomlin, L</b> (4, 1)                                |                              |                                 |                              |                                 |                              |                                 |                              |                                 | 1-2                           | 0 0 0 0 0 0 0                    |                              |                                 |                              |                                 |                              |                                 |                                  |                                    |                                  |        |     |     |    |    |   |   |     |      |  |  |
| <b>Phil Gagliano, R</b> (7, PH)<br>OBP: 0.397, SLG: 0.298   |                              |                                 |                              |                                 |                              |                                 |                              |                                 |                               | 1 0 0 0 0 1 0                    |                              |                                 |                              |                                 |                              |                                 |                                  |                                    |                                  |        |     |     |    |    |   |   |     |      |  |  |
| <b>Ed Crosby, L</b> (7, 6)<br>OBP: 0.299, SLG: 0.246        |                              |                                 |                              |                                 |                              |                                 |                              |                                 |                               | 1 0 1 0 0 0 0                    |                              |                                 |                              |                                 |                              |                                 |                                  |                                    |                                  |        |     |     |    |    |   |   |     |      |  |  |
| <b>Inning Stats</b>   | R: 0<br>E: 0<br>K: 1<br>S: 6 | H: 1<br>LOB: 1<br>BB: 0<br>P: 6 | R: 0<br>E: 0<br>K: 1<br>S: 6 | H: 1<br>LOB: 1<br>BB: 0<br>P: 6 | R: 0<br>E: 0<br>K: 1<br>S: 5 | H: 1<br>LOB: 0<br>BB: 0<br>P: 5 | R: 0<br>E: 0<br>K: 0<br>S: 5 | H: 2<br>LOB: 3<br>BB: 1<br>P: 9 | R: 0<br>E: 0<br>K: 2<br>S: 7  | H: 0<br>LOB: 1<br>BB: 1<br>P: 11 | R: 0<br>E: 0<br>K: 0<br>S: 6 | H: 3<br>LOB: 3<br>BB: 0<br>P: 6 | R: 0<br>E: 0<br>K: 0<br>S: 3 | H: 1<br>LOB: 1<br>BB: 1<br>P: 7 | R: 1<br>E: 0<br>K: 0<br>S: 4 | H: 1<br>LOB: 1<br>BB: 1<br>P: 8 | 1B: 8<br>2B: 2<br>3B: 0<br>HR: 0 | SF: 0<br>SAC: 0<br>DP: 2<br>HBP: 0 | WP: 1<br>PB: 0<br>SB: 0<br>CS: 0 | PA: 39 |     |     |    |    |   |   |     |      |  |  |
| <b>PITCHER</b><br><b>Jon Matlack, L</b> (1, 1)<br>ERA: 3.18 | IP<br>9.0                    | WLS<br>W                        | BF<br>39                     | H<br>10                         | R<br>1                       | ER<br>1                         | SO<br>7                      | BB<br>4                         | IBB<br>0                      | HBP<br>0                         | BLK<br>0                     | WP<br>1                         | HR<br>0                      | S<br>49                         | P<br>65                      | ERA<br>1.00                     | WHIP<br>1.556                    |                                    |                                  |        |     |     |    |    |   |   |     |      |  |  |
|   |                              |                                 |                              |                                 |                              |                                 |                              |                                 |                               |                                  | <b>PITCHER</b>               | IP                              | WLS                          | BF                              | H                            | R                               | ER                               | SO                                 | BB                               | IBB    | HBP | BLK | WP | HR | S | P | ERA | WHIP |  |  |

Cincinnati Reds @ New York Mets  
Shea Stadium, Flushing, NY  
Sat Aug 18 1973, 3:33 AM EDT  
Att: 26,365 - Unknown

livebaseballscorecards.com

|     |    |
|-----|----|
| AB  | 35 |
| R   | 1  |
| H   | 10 |
| RBI | 1  |
| BB  | 4  |
| SO  | 7  |
| LOB | 28 |





**BOTTOM**

**Cincinnati Reds @ New York Mets**  
 Shea Stadium, Flushing, NY  
 Sat Aug 18 1973, 3:33 AM EDT  
 Att. 26,365 - Unknown

livebaseballscorecards.com

|            |           |
|------------|-----------|
| <b>AB</b>  | <b>40</b> |
| <b>R</b>   | <b>12</b> |
| <b>H</b>   | <b>16</b> |
| <b>RBI</b> | <b>11</b> |
| <b>BB</b>  | <b>5</b>  |
| <b>SO</b>  | <b>4</b>  |
| <b>LOB</b> | <b>23</b> |




|       |        |
|-------|--------|
| WP: 1 | PA: 47 |
| PB: 1 |        |
| SB: 0 |        |
| CS: 0 |        |

| AB     | R      | H | RBI | BB | SO | LOB |
|--------|--------|---|-----|----|----|-----|
| 6      | 1      | 1 | 0   | 0  | 1  | 4   |
| 5      | 2      | 1 | 1   | 0  | 0  | 2   |
| 1      | 1      | 1 | 1   | 3  | 0  | 0   |
| 1      | 0      | 0 | 0   | 0  | 0  | 0   |
| 4      | 0      | 0 | 0   | 1  | 0  | 6   |
| 5      | 3      | 4 | 4   | 0  | 0  | 1   |
| 5      | 1      | 4 | 1   | 0  | 0  | 2   |
| 5      | 2      | 1 | 3   | 0  | 1  | 5   |
| 5      | 1      | 3 | 0   | 0  | 0  | 1   |
| 3      | 1      | 1 | 1   | 1  | 2  | 2   |
| 1B: 12 | SF: 0  |   |     |    |    |     |
| 2B: 2  | SAC: 1 |   |     |    |    |     |
| 3B: 0  | DP: 0  |   |     |    |    |     |
| HR: 2  | HBP: 1 |   |     |    |    |     |

| Batter  | 1   | 2   | 3   | 4   | 5   | 6  | 7   | 8   | 9 |
|---|---|---|---|---|---|--|---|---|---|
| <b>Bud Harrelson, S</b><br>OBP: 0.347, SLG: 0.304<br>(1, 6)   | 0-0<br>4-3  | 0-0<br>F7   |   | 0-0<br>BB HR<br>1-2 2-3<br>1B                         | 0-0<br>6-3  | 0-0<br>4-3   |   | 0-3<br>K  |   |
| <b>Felix Millan, R</b><br>OBP: 0.317, SLG: 0.345<br>(1, 4)  | 0-0<br>1-3  |   | 0-0<br>WP PB<br>2B                                  | 1-0<br>BB HR<br>1-2 2-3 3-H<br>HBP                    | 0-0<br>P4   |  | 0-0<br>6-3  | 0-0<br>4-3  |   |
| <b>Willie Mays, R</b><br>OBP: 0.304, SLG: 0.370<br><b>Ed Kranepool, L</b><br>OBP: 0.303, SLG: 0.321<br>(1, 3)<br>(6, 3) | 4-0<br>BB   |   | 4-0<br>1B FC5-2-5<br>2-H BB                         | 4-0<br>HR BB<br>1-2 2-3 3-H                           | 0-0<br>1B   |  | 0-0<br>F9   |   |   |
| <b>Cleon Jones, R</b><br>OBP: 0.324, SLG: 0.384<br>(1, 9)   | 0-0<br>P3   |   | 0-0<br>F7   | 0-0<br>F8   | 0-0<br>F2   |  | 4-0<br>BB   |   |   |
| <b>John Milner, L</b><br>OBP: 0.333, SLG: 0.489<br>(1, 7)   |   | 0-0<br>1B HR<br>1B                                  | 0-0<br>FC5-2-5<br>1B                                | 0-0<br>1-H 2-H 3-H<br>HR                              |   | 0-0<br>1B 2B   |   | 0-0<br>2-3  |   |
| <b>Jerry Grote, R</b><br>OBP: 0.269, SLG: 0.307<br>(1, 2)   |   | 0-0<br>HR<br>1B                                     | 0-0<br>FC5-2-5<br>FC6<br>1B                         | 0-0<br>1B<br>1B                                       |   | 0-0<br>BB<br>1B                                      |   | 0-0<br>FC6-4<br>1B                                  |   |
| <b>Don Hahn, R</b><br>OBP: 0.301, SLG: 0.347<br>(1, 8)  |   | 0-0<br>HR<br>1-H 2-H                                | 0-0<br>FC6<br>1-2<br>1-2                            | 0-0<br>F5   |   | 0-3<br>K   |   | 0-0<br>FC6-4<br>1B                                  |   |
| <b>Ted Martinez, R</b><br>OBP: 0.295, SLG: 0.285<br>(1, 5)  |   | 0-0<br>P4   |   | 0-0<br>1B SH<br>HBP<br>1B                             |   | 0-0<br>P4  |   | 0-0<br>1B<br>1-2<br>1B                              |   |
| <b>Jon Matlack, L</b><br>OBP: 0.241, SLG: 0.102<br>(1, 1)   |   | 0-3<br>K  |   | 0-0<br>SH<br>HBP<br>1B<br>BB                          |   | 4-0<br>BB<br>1-2                                     |   | 0-0<br>1-2 2-H<br>1B                                |   |
| <b>Inning Stats</b>   | R: 0 H: 0<br>E: 0 LOB: 1<br>K: 0 BB: 1<br>S: 3 P: 7 | R: 3 H: 3<br>E: 0 LOB: 0<br>K: 1 BB: 0<br>S: 8 P: 8 | R: 1 H: 2<br>E: 0 LOB: 2<br>K: 0 BB: 1<br>S: 5 P: 9 | R: 6 H: 5<br>E: 0 LOB: 2<br>K: 1 BB: 1<br>S: 11 P: 16 | R: 0 H: 1<br>E: 0 LOB: 1<br>K: 0 BB: 0<br>S: 4 P: 4 | R: 1 H: 2<br>E: 0 LOB: 2<br>K: 1 BB: 1<br>S: 7 P: 11 | R: 0 H: 0<br>E: 0 LOB: 1<br>K: 0 BB: 1<br>S: 3 P: 7 | R: 1 H: 3<br>E: 0 LOB: 2<br>K: 1 BB: 0<br>S: 8 P: 8 |   |

| PITCHER   | IP  | WLS | BF | H | R | ER | SO | BB | IBB | HBP | BLK | WP | HR | S  | P  | ERA   | WHIP  |
|---|-----|-----|----|---|---|----|----|----|-----|-----|-----|----|----|----|----|-------|-------|
| <b>Fred Norman, L</b><br>ERA: 3.54<br>(1, 1)    | 2.1 | L   | 14 | 5 | 4 | 4  | 1  | 2  | 0   | 0   | 0   | 1  | 1  | 14 | 22 | 15.43 | 3.000 |
| <b>Roger Nelson, R</b><br>ERA: 3.81<br>(3, 1)   | 1.0 |     | 8  | 2 | 5 | 5  | 0  | 1  | 0   | 1   | 0   | 0  | 0  | 6  | 11 | 45.00 | 3.000 |
| <b>Dave Tomlin, L</b><br>ERA: 4.43<br>(4, 1)    | 2.2 |     | 15 | 6 | 2 | 2  | 2  | 1  | 0   | 0   | 0   | 0  | 1  | 18 | 22 | 6.75  | 2.625 |
| <b>Jim McGlothlin, R</b><br>ERA: 6.68<br>(7, 1) | 2.0 |     | 10 | 3 | 1 | 1  | 1  | 1  | 0   | 0   | 0   | 0  | 0  | 11 | 15 | 4.50  | 2.000 |

| WP | HR | S | P | ERA  | WHIP  |
|----|----|---|---|------|-------|
| 1  | 1  | 1 | 1 | 4.50 | 2.000 |

| Batter   | 1  | 2                               | 3                            | 4                                | 5                            | 6                               | 7                            | 8                               | 9                            | AB R H RBI BB SO LOB            | TOP   |                                 |                              |                                 |                              |                                 |                              |                                 |                              |                                 |   |                                    |                                  |        |
|--|--|---------------------------------|------------------------------|----------------------------------|------------------------------|---------------------------------|------------------------------|---------------------------------|------------------------------|---------------------------------|---|---------------------------------|------------------------------|---------------------------------|------------------------------|---------------------------------|------------------------------|---------------------------------|------------------------------|---------------------------------|---|------------------------------------|----------------------------------|--------|
| <b>Pete Rose, S</b> (1, 7)<br>OBP: 0.406, SLG: 0.433   | 0-0<br>F8  |                                 | 0-3<br>K                     |                                  | 0-0<br>E3                    |                                 | 0-0<br>G6-3<br>1B            |                                 |                              | 4 0 1 0 0 1 1                   |   |                                 |                              |                                 |                              |                                 |                              |                                 |                              |                                 |   |                                    |                                  |        |
| <b>Joe Morgan, L</b> (1, 4)<br>OBP: 0.409, SLG: 0.484  | 0-3<br>K   |                                 | 0-0<br>P4                    |                                  | 0-0<br>FC6-4<br>4-3<br>2B    |                                 | 0-0<br>G6-3                  |                                 |                              | 4 1 0 0 0 1 3                   |   |                                 |                              |                                 |                              |                                 |                              |                                 |                              |                                 |   |                                    |                                  |        |
| <b>Dan Driessen, L</b> (1, 5)<br>OBP: 0.352, SLG: 0.393  | 0-3<br>K   |                                 | 0-0<br>FC4-6                 |                                  | 0-0<br>4-3                   |                                 |                              | 0-0<br>F8                       |                              | 4 0 0 0 0 1 2                   |   |                                 |                              |                                 |                              |                                 |                              |                                 |                              |                                 |   |                                    |                                  |        |
| <b>Tony Perez, R</b> (1, 3)<br>OBP: 0.390, SLG: 0.535  |  | 0-0<br>2B                       |                              | 0-0<br>2-3                       |                              | 0-0<br>2B                       |                              | 0-0<br>6-3                      |                              | 4 0 2 1 0 0 0                   |   |                                 |                              |                                 |                              |                                 |                              |                                 |                              |                                 |   |                                    |                                  |        |
| <b>Johnny Bench, R</b> (1, 2)<br>OBP: 0.342, SLG: 0.442  |  | 0-3<br>K                        |                              | 0-0<br>F9<br>1B                  |                              | 0-0<br>P6                       |                              | 0-0<br>F7                       |                              | 4 0 1 0 0 1 2                   |   |                                 |                              |                                 |                              |                                 |                              |                                 |                              |                                 |   |                                    |                                  |        |
| <b>Andy Kosco, R</b> (1, 9)<br>OBP: 0.358, SLG: 0.449  |  | 4-0<br>BB                       |                              | 0-0<br>BB<br>1B                  |                              | 0-0<br>6-3                      |                              | 0-0<br>F8                       |                              | 3 0 1 0 1 0 0                   |   |                                 |                              |                                 |                              |                                 |                              |                                 |                              |                                 |   |                                    |                                  |        |
| <b>Cesar Geronimo, L</b> (1, 8)<br>OBP: 0.251, SLG: 0.269<br><b>Phil Gagliano, R</b> (9, PH)<br>OBP: 0.391, SLG: 0.293 |  | 0-0<br>F8                       |                              | 0-0<br>F9                        |                              | 0-0<br>1-3                      |                              | 0-0<br>F2                       |                              | 3 0 0 0 0 0 4<br>1 0 0 0 0 0 0  | <b>AB 33</b>  |                                 |                              |                                 |                              |                                 |                              |                                 |                              |                                 |   |                                    |                                  |        |
| <b>Darrel Chaney, S</b> (1, 6)<br>OBP: 0.282, SLG: 0.215<br><b>Denis Menke, R</b> (9, PH)<br>OBP: 0.357, SLG: 0.245    |  | 0-3<br>K                        |                              | 4-0<br>BB<br>1B                  |                              | 0-0<br>4-3                      |                              | 0-3<br>K                        |                              | 2 0 0 0 1 1 2<br>1 0 0 0 0 1 0  | <b>R 1</b><br><b>H 6</b><br><b>RBI 1</b><br><b>BB 2</b><br><b>SO 7</b><br><b>LOB 17</b> |                                 |                              |                                 |                              |                                 |                              |                                 |                              |                                 |   |                                    |                                  |        |
| <b>Ross Grimsley, L</b> (1, 1)<br>OBP: 0.077, SLG: 0.077   |  |                                 | 0-0<br>FC4-6<br>1B           |                                  | 0-0<br>G3                    |                                 | 0-3<br>K                     |                                 |                              | 3 0 1 0 0 1 3                   |    |                                 |                              |                                 |                              |                                 |                              |                                 |                              |                                 |   |                                    |                                  |        |
| <b>Inning Stats</b>  | R: 0<br>E: 0<br>K: 2<br>S: 7   | H: 0<br>LOB: 0<br>BB: 0<br>P: 7 | R: 0<br>E: 0<br>K: 2<br>S: 8 | H: 1<br>LOB: 2<br>BB: 1<br>P: 12 | R: 0<br>E: 0<br>K: 1<br>S: 6 | H: 1<br>LOB: 1<br>BB: 0<br>P: 6 | R: 0<br>E: 0<br>K: 0<br>S: 5 | H: 2<br>LOB: 3<br>BB: 1<br>P: 9 | R: 1<br>E: 1<br>K: 0<br>S: 5 | H: 1<br>LOB: 1<br>BB: 0<br>P: 5 | R: 0<br>E: 0<br>K: 1<br>S: 5  | H: 1<br>LOB: 0<br>BB: 0<br>P: 5 | R: 0<br>E: 0<br>K: 0<br>S: 3 | H: 0<br>LOB: 0<br>BB: 0<br>P: 3 | R: 0<br>E: 0<br>K: 1<br>S: 5 | H: 0<br>LOB: 0<br>BB: 0<br>P: 3 | R: 0<br>E: 0<br>K: 1<br>S: 5 | H: 0<br>LOB: 0<br>BB: 0<br>P: 5 | R: 0<br>E: 0<br>K: 1<br>S: 5 | H: 0<br>LOB: 0<br>BB: 0<br>P: 5 | 1B: 4<br>2B: 2<br>3B: 0<br>HR: 0  | SF: 0<br>SAC: 0<br>DP: 1<br>HBP: 0 | WP: 0<br>PB: 0<br>SB: 1<br>CS: 0 | PA: 35 |
| <b>PITCHER</b><br><b>Jerry Koosman, L</b> (1, 1)<br>ERA: 3.31  | IP: 9.0<br>WLS: W<br>BF: 35<br>H: 6<br>R: 1<br>ER: 0<br>SO: 7<br>BB: 2<br>IBB: 0<br>HBP: 0<br>BLK: 0<br>WP: 0<br>HR: 0<br>S: 47<br>P: 55<br>ERA: 0.00<br>WHIP: 0.889 |                                 |                              |                                  |                              |                                 |                              |                                 |                              |                                 |   |                                 |                              |                                 |                              |                                 |                              |                                 |                              |                                 | <b>PITCHER</b><br>IP: WLS: BF: H: R: ER: SO: BB: IBB: HBP: BLK: WP: HR: S: P: ERA: WHIP |                                    |                                  |        |

**Cincinnati Reds @ New York Mets**  
Shea Stadium, Flushing, NY  
Sun Aug 19 1973, 3:33 AM EDT  
Att: 33,598 - Unknown

livebaseballscorecards.com

| Batter   | 1                            | 2                               | 3                            | 4                               | 5                            | 6                               | 7                            | 8                               | 9                            | AB                              | R                            | H                               | RBI                              | BB                                 | SO                               | LOB         |               |
|--|------------------------------|---------------------------------|------------------------------|---------------------------------|------------------------------|---------------------------------|------------------------------|---------------------------------|------------------------------|---------------------------------|------------------------------|---------------------------------|----------------------------------|------------------------------------|----------------------------------|-------------|---------------|
| <b>Bud Harrelson, S</b><br>OBP: 0.350, SLG: 0.316<br>(1, 6) X    | 0-0<br>4-3<br>SF9<br>2B      |                                 | 0-0<br>4-3<br>1-2            |                                 |                              | 0-0<br>F9                       |                              | 0-0<br>2-H<br>2B                |                              | 4                               | 1                            | 2                               | 1                                | 0                                  | 0                                | 1           |               |
| <b>Felix Millan, R</b><br>OBP: 0.314, SLG: 0.342<br>(1, 4) X     | 0-0<br>4-3<br>2-3            |                                 | 0-0<br>6-3<br>2-3            |                                 |                              | 0-0<br>6-3                      |                              | 0-0<br>F8                       |                              | 4                               | 0                            | 0                               | 0                                | 0                                  | 0                                | 3           |               |
| <b>Willie Mays, R</b><br>OBP: 0.300, SLG: 0.366<br>(1, 3) X      | 0-0<br>SF9<br>3-H            |                                 |                              | 0-0<br>F7                       |                              | 0-0<br>F7                       |                              |                                 |                              | 2                               | 0                            | 0                               | 1                                | 0                                  | 0                                | 0           |               |
| <b>Cleon Jones, R</b><br>OBP: 0.320, SLG: 0.378<br>(1, 9) X      | 0-0<br>F7                    |                                 |                              | 0-0<br>F8                       |                              |                                 | 0-0<br>6-3                   |                                 |                              | 3                               | 0                            | 0                               | 0                                | 0                                  | 0                                | 0           |               |
| <b>John Milner, L</b><br>OBP: 0.331, SLG: 0.485<br>(1, 7) X      |                              | 0-0<br>4-3                      |                              | 0-0<br>P6                       |                              |                                 | 0-0<br>3-1                   |                                 |                              | 3                               | 0                            | 0                               | 0                                | 0                                  | 0                                | 0           |               |
| <b>Jerry Grote, R</b><br>OBP: 0.264, SLG: 0.301<br>(1, 2) X      |                              | 0-0<br>L6                       |                              |                                 | 0-0<br>F8                    |                                 | 0-3<br>K                     |                                 |                              | 3                               | 0                            | 0                               | 0                                | 0                                  | 1                                | 0           |               |
| <b>Don Hahn, R</b><br>OBP: 0.307, SLG: 0.349<br>(1, 8) X         |                              | 0-0<br>5-3                      |                              |                                 | 4-0<br>BB                    |                                 |                              | 0-0<br>SH3-4<br>2B<br>1B        |                              | 2                               | 1                            | 1                               | 0                                | 1                                  | 0                                | 0           |               |
| <b>Ted Martinez, R</b><br>OBP: 0.296, SLG: 0.286<br>(1, 5) X     |                              |                                 | 0-0<br>PB<br>4-3<br>1B       |                                 | 0-0<br>F2                    |                                 |                              | 0-0<br>F9                       |                              | 3                               | 0                            | 1                               | 0                                | 0                                  | 0                                | 2           |               |
| <b>Jerry Koosman, R</b><br>OBP: 0.136, SLG: 0.138<br>(1, 1) X    |                              |                                 | 0-0<br>F8                    |                                 | 0-0<br>F9                    |                                 |                              | 0-0<br>SH3-4<br>1-2             |                              | 2                               | 0                            | 0                               | 0                                | 0                                  | 0                                | 2           |               |
| <b>Inning Stats</b>  | R: 1<br>E: 0<br>K: 0<br>S: 4 | H: 1<br>LOB: 0<br>BB: 0<br>P: 4 | R: 0<br>E: 0<br>K: 0<br>S: 3 | H: 0<br>LOB: 0<br>BB: 0<br>P: 3 | R: 0<br>E: 0<br>K: 0<br>S: 4 | H: 1<br>LOB: 1<br>BB: 0<br>P: 4 | R: 0<br>E: 0<br>K: 0<br>S: 3 | H: 0<br>LOB: 0<br>BB: 0<br>P: 3 | R: 0<br>E: 0<br>K: 1<br>S: 5 | H: 0<br>LOB: 0<br>BB: 0<br>P: 5 | R: 1<br>E: 0<br>K: 0<br>S: 5 | H: 2<br>LOB: 1<br>BB: 0<br>P: 5 | 1B: 2<br>2B: 2<br>3B: 0<br>HR: 0 | SF: 1<br>SAC: 1<br>DP: 0<br>HBP: 0 | WP: 0<br>PB: 1<br>SB: 0<br>CS: 0 | PA: 29      |               |
| <b>PITCHER</b><br><b>Ross Grimsley, L</b><br>ERA: 2.95<br>(1, 1) | IP<br>8.0                    | WLS<br>L                        | BF<br>29                     | H<br>4                          | R<br>2                       | ER<br>2                         | SO<br>1                      | BB<br>1                         | IBB<br>0                     | HBP<br>0                        | BLK<br>0                     | WP<br>0                         | HR<br>0                          | S<br>30                            | P<br>34                          | ERA<br>2.25 | WHIP<br>0.625 |
| <b>PITCHER</b>   | IP                           | WLS                             | BF                           | H                               | R                            | ER                              | SO                           | BB                              | IBB                          | HBP                             | BLK                          | WP                              | HR                               | S                                  | P                                | ERA         | WHIP          |

**BOTTOM**

**Cincinnati Reds @ New York Mets**  
Shea Stadium, Flushing, NY  
Sun Aug 19 1973, 3:33 AM EDT  
Att. 33,598 - Unknown

[livebaseballscorecards.com](http://livebaseballscorecards.com)

|            |           |
|------------|-----------|
| <b>AB</b>  | <b>26</b> |
| <b>R</b>   | <b>2</b>  |
| <b>H</b>   | <b>4</b>  |
| <b>RBI</b> | <b>2</b>  |
| <b>BB</b>  | <b>1</b>  |
| <b>SO</b>  | <b>1</b>  |
| <b>LOB</b> | <b>8</b>  |



| Batter   | 1                            | 2                               | 3                            | 4                               | 5                            | 6                               | 7                            | 8                               | 9                            | 10                              | 11                           | 12                              | 13                           | 14                              | 15                           | 16                              | AB R H RBI BB SO LOB         | TOP                              |                               |                                  |                                   |                                    |                                  |        |  |            |          |          |        |        |         |          |         |          |          |          |         |         |         |         |             |               |
|--|------------------------------|---------------------------------|------------------------------|---------------------------------|------------------------------|---------------------------------|------------------------------|---------------------------------|------------------------------|---------------------------------|------------------------------|---------------------------------|------------------------------|---------------------------------|------------------------------|---------------------------------|------------------------------|----------------------------------|-------------------------------|----------------------------------|-----------------------------------|------------------------------------|----------------------------------|--------|--|------------|----------|----------|--------|--------|---------|----------|---------|----------|----------|----------|---------|---------|---------|---------|-------------|---------------|
| <b>Pete Rose, S</b><br>OBP: 0.408, SLG: 0.436 (1, 7)       |                              |                                 |                              |                                 |                              |                                 |                              |                                 |                              |                                 |                              |                                 |                              |                                 |                              |                                 | 8 1 4 0 0 1 1                |                                  |                               |                                  |                                   |                                    |                                  |        |  |            |          |          |        |        |         |          |         |          |          |          |         |         |         |         |             |               |
| <b>Joe Morgan, L</b><br>OBP: 0.408, SLG: 0.488 (1, 4)      |                              |                                 |                              |                                 |                              |                                 |                              |                                 |                              |                                 |                              |                                 |                              |                                 |                              |                                 | 7 1 2 1 0 0 3                |                                  |                               |                                  |                                   |                                    |                                  |        |  |            |          |          |        |        |         |          |         |          |          |          |         |         |         |         |             |               |
| <b>Dan Driessen, L</b><br>OBP: 0.345, SLG: 0.385 (1, 5)    |                              |                                 |                              |                                 |                              |                                 |                              |                                 |                              |                                 |                              |                                 |                              |                                 |                              |                                 | 5 0 0 0 0 0 2                |                                  |                               |                                  |                                   |                                    |                                  |        |  |            |          |          |        |        |         |          |         |          |          |          |         |         |         |         |             |               |
| <b>Denis Menke, R</b><br>OBP: 0.360, SLG: 0.249 (11, 5)    |                              |                                 |                              |                                 |                              |                                 |                              |                                 |                              |                                 |                              |                                 |                              |                                 |                              |                                 | 1 1 1 1 0 0 0                |                                  |                               |                                  |                                   |                                    |                                  |        |  |            |          |          |        |        |         |          |         |          |          |          |         |         |         |         |             |               |
| <b>Tony Perez, R</b><br>OBP: 0.388, SLG: 0.531 (1, 3)      |                              |                                 |                              |                                 |                              |                                 |                              |                                 |                              |                                 |                              |                                 |                              |                                 |                              |                                 | 7 1 2 0 0 4 2                |                                  |                               |                                  |                                   |                                    |                                  |        |  |            |          |          |        |        |         |          |         |          |          |          |         |         |         |         |             |               |
| <b>Johnny Bench, R</b><br>OBP: 0.343, SLG: 0.441 (1, 2)    |                              |                                 |                              |                                 |                              |                                 |                              |                                 |                              |                                 |                              |                                 |                              |                                 |                              |                                 | 6 1 2 1 1 1 2                |                                  |                               |                                  |                                   |                                    |                                  |        |  |            |          |          |        |        |         |          |         |          |          |          |         |         |         |         |             |               |
| <b>Larry Stahl, L</b><br>OBP: 0.324, SLG: 0.352 (1, 9)     |                              |                                 |                              |                                 |                              |                                 |                              |                                 |                              |                                 |                              |                                 |                              |                                 |                              |                                 | 6 2 1 1 1 3 2                |                                  |                               |                                  |                                   |                                    |                                  |        |  |            |          |          |        |        |         |          |         |          |          |          |         |         |         |         |             |               |
| <b>Cesar Geronimo, L</b><br>OBP: 0.252, SLG: 0.269 (1, 8)  |                              |                                 |                              |                                 |                              |                                 |                              |                                 |                              |                                 |                              |                                 |                              |                                 |                              |                                 | 7 1 2 2 0 2 0                |                                  |                               |                                  |                                   |                                    |                                  |        |  |            |          |          |        |        |         |          |         |          |          |          |         |         |         |         |             |               |
| <b>Darrel Chaney, S</b><br>OBP: 0.275, SLG: 0.209 (1, 6)   |                              |                                 |                              |                                 |                              |                                 |                              |                                 |                              |                                 |                              |                                 |                              |                                 |                              |                                 | 4 0 0 0 0 2 0                |                                  |                               |                                  |                                   |                                    |                                  |        |  |            |          |          |        |        |         |          |         |          |          |          |         |         |         |         |             |               |
| <b>Andy Kosco, R</b><br>OBP: 0.354, SLG: 0.443 (12, PH)    |                              |                                 |                              |                                 |                              |                                 |                              |                                 |                              |                                 |                              |                                 |                              |                                 |                              |                                 | 1 0 0 0 0 0 2                |                                  |                               |                                  |                                   |                                    |                                  |        |  |            |          |          |        |        |         |          |         |          |          |          |         |         |         |         |             |               |
| <b>Ed Crosby, L</b><br>OBP: 0.304, SLG: 0.284 (12, 6)      |                              |                                 |                              |                                 |                              |                                 |                              |                                 |                              |                                 |                              |                                 |                              |                                 |                              |                                 | 2 0 1 2 0 0 0                |                                  |                               |                                  |                                   |                                    |                                  |        |  |            |          |          |        |        |         |          |         |          |          |          |         |         |         |         |             |               |
| <b>Jack Billingham, R</b><br>OBP: 0.195, SLG: 0.113 (1, 1) |                              |                                 |                              |                                 |                              |                                 |                              |                                 |                              |                                 |                              |                                 |                              |                                 |                              |                                 | 3 0 0 0 0 0 1 0              |                                  |                               |                                  |                                   |                                    |                                  |        |  |            |          |          |        |        |         |          |         |          |          |          |         |         |         |         |             |               |
| <b>Tom Hall, L</b><br>OBP: 0.145, SLG: 0.045 (8, 1)        |                              |                                 |                              |                                 |                              |                                 |                              |                                 |                              |                                 |                              |                                 |                              |                                 |                              |                                 | 0 0 0 0 0 0 0 0              |                                  |                               |                                  |                                   |                                    |                                  |        |  |            |          |          |        |        |         |          |         |          |          |          |         |         |         |         |             |               |
| <b>Hal King, R</b><br>OBP: 0.310, SLG: 0.680 (10, PH)      |                              |                                 |                              |                                 |                              |                                 |                              |                                 |                              |                                 |                              |                                 |                              |                                 |                              |                                 | 1 0 0 0 0 0 0 0              |                                  |                               |                                  |                                   |                                    |                                  |        |  |            |          |          |        |        |         |          |         |          |          |          |         |         |         |         |             |               |
| <b>Pedro Bordoni, R</b><br>OBP: 0.273, SLG: 0.273 (10, 1)  |                              |                                 |                              |                                 |                              |                                 |                              |                                 |                              |                                 |                              |                                 |                              |                                 |                              |                                 | 0 0 0 0 0 0 0 0              |                                  |                               |                                  |                                   |                                    |                                  |        |  |            |          |          |        |        |         |          |         |          |          |          |         |         |         |         |             |               |
| <b>Phil Gasbarro, R</b><br>OBP: 0.389, SLG: 0.288 (13, PH) |                              |                                 |                              |                                 |                              |                                 |                              |                                 |                              |                                 |                              |                                 |                              |                                 |                              |                                 | 1 0 0 0 0 1 0 0              |                                  |                               |                                  |                                   |                                    |                                  |        |  |            |          |          |        |        |         |          |         |          |          |          |         |         |         |         |             |               |
| <b>Clay Carroll, R</b><br>OBP: 0.154, SLG: 0.154 (13, 1)   |                              |                                 |                              |                                 |                              |                                 |                              |                                 |                              |                                 |                              |                                 |                              |                                 |                              |                                 | 2 0 0 0 0 0 0 1              |                                  |                               |                                  |                                   |                                    |                                  |        |  |            |          |          |        |        |         |          |         |          |          |          |         |         |         |         |             |               |
| <b>Inning Stats</b>  | R: 0<br>E: 1<br>K: 0<br>S: 5 | H: 1<br>LOB: 2<br>BB: 0<br>P: 5 | R: 1<br>E: 0<br>K: 1<br>S: 6 | H: 1<br>LOB: 0<br>BB: 0<br>P: 6 | R: 1<br>E: 0<br>K: 1<br>S: 6 | H: 1<br>LOB: 0<br>BB: 0<br>P: 6 | R: 0<br>E: 0<br>K: 1<br>S: 5 | H: 0<br>LOB: 0<br>BB: 0<br>P: 5 | R: 0<br>E: 0<br>K: 3<br>S: 9 | H: 0<br>LOB: 0<br>BB: 0<br>P: 9 | R: 0<br>E: 0<br>K: 3<br>S: 9 | H: 0<br>LOB: 0<br>BB: 0<br>P: 3 | R: 0<br>E: 0<br>K: 2<br>S: 9 | H: 2<br>LOB: 2<br>BB: 0<br>P: 9 | R: 0<br>E: 0<br>K: 1<br>S: 5 | H: 0<br>LOB: 0<br>BB: 0<br>P: 5 | R: 0<br>E: 0<br>K: 0<br>S: 3 | H: 1<br>LOB: 1<br>BB: 1<br>P: 14 | R: 5<br>E: 0<br>K: 1<br>S: 10 | H: 5<br>LOB: 1<br>BB: 1<br>P: 14 | 1B: 11<br>2B: 1<br>3B: 1<br>HR: 2 | SF: 0<br>SAC: 1<br>DP: 1<br>HBP: 0 | WP: 0<br>PB: 0<br>SB: 0<br>CS: 3 | PA: 65 |  |            |          |          |        |        |         |          |         |          |          |          |         |         |         |         |             |               |
| <b>PITCHER</b>   | IP<br>12.0                   | WLS<br>L                        | BF<br>44                     | H<br>7                          | R<br>2                       | ER<br>2                         | SO<br>12                     | BB<br>1                         | IBB<br>0                     | HBP<br>0                        | BLK<br>0                     | WP<br>0                         | HR<br>0                      | S<br>67                         | P<br>71                      | ERA<br>1.50                     | WHIP<br>0.667                | <b>PITCHER</b>                   |                               |                                  |                                   |                                    |                                  |        |  | IP<br>12.0 | WLS<br>L | BF<br>44 | H<br>7 | R<br>2 | ER<br>2 | SO<br>12 | BB<br>1 | IBB<br>0 | HBP<br>0 | BLK<br>0 | WP<br>0 | HR<br>0 | S<br>67 | P<br>71 | ERA<br>1.50 | WHIP<br>0.667 |
| <b>Tom Seaver, R</b><br>ERA: 1.76 (1, 1)                   |                              |                                 |                              |                                 |                              |                                 |                              |                                 |                              |                                 |                              |                                 |                              |                                 |                              |                                 |                              |                                  |                               |                                  |                                   |                                    |                                  |        |  |            |          |          |        |        |         |          |         |          |          |          |         |         |         |         |             |               |
| <b>Tug McGraw, L</b><br>ERA: 5.45 (13, 1)                  |                              |                                 |                              |                                 |                              |                                 |                              |                                 |                              |                                 |                              |                                 |                              |                                 |                              |                                 |                              |                                  |                               |                                  |                                   |                                    |                                  |        |  |            |          |          |        |        |         |          |         |          |          |          |         |         |         |         |             |               |
| <b>Harry Parker, R</b><br>ERA: 3.68 (16, 1)                |                              |                                 |                              |                                 |                              |                                 |                              |                                 |                              |                                 |                              |                                 |                              |                                 |                              |                                 |                              |                                  |                               |                                  |                                   |                                    |                                  |        |  |            |          |          |        |        |         |          |         |          |          |          |         |         |         |         |             |               |

Cincinnati Reds @ New York Mets  
 Shea Stadium, Flushing, NY  
 Mon Aug 20 1973, 3:33 AM EDT  
 Att. 29,384 - Unknown

livebaseballscores.com

|     |    |
|-----|----|
| AB  | 61 |
| R   | 8  |
| H   | 15 |
| RBI | 8  |
| BB  | 2  |
| SO  | 15 |
| LOB | 15 |



| Batter  | 1   | 2  | 3   | 4        | 5 | 6               | 7 | 8        | 9 | 10        | 11 | 12 | 13              | 14 | 15            | 16 |
|---|-----|----|-----|----------|---|-----------------|---|----------|---|-----------|----|----|-----------------|----|---------------|----|
| Bud Harrelson, S (1, 6)<br>OBP: 0.346, SLG: 0.309<br>Wayne Garrett, L (15, PH)<br>OBP: 0.333, SLG: 0.355 (16, 5)  | 6-3 |    | 4-3 |          |   | G3              |   | K        |   | 1B<br>BB  |    |    | 6-3             |    | SH3<br>1B     |    |
| Felix Milian, R (1, 4)<br>OBP: 0.318, SLG: 0.345  | 6-3 |    |     | 5-3      |   | 1B<br>SF8<br>2B |   | CS<br>BB |   | FC4<br>1B |    |    | 2B<br>SF8<br>BB |    | SH3           |    |
| Rusty Staub, L (1, 9)<br>OBP: 0.354, SLG: 0.416   | 1B  |    |     | F8<br>2B |   | 1B              |   | K        |   | FC4       |    |    | 2B              |    | G4-6-3<br>IBB |    |
| John Milner, L (1, 3)<br>OBP: 0.327, SLG: 0.478   | G3  |    |     | F8<br>2B |   | SF8             |   | 4-3      |   | 4-3       |    |    | IBB             |    | G4-6-3        |    |
| Cleon Jones, R (1, 7)<br>OBP: 0.315, SLG: 0.373   |     | F8 |     | 5-3      |   | 5-3             |   | 1B       |   | 6-3       |    |    | SF8             |    | F7            |    |
| Ron Hodges, L (1, 2)<br>OBP: 0.269, SLG: 0.266<br>Jim Beauchamp, R (9, PH)<br>OBP: 0.349, SLG: 0.333<br>Jery Grife, R (10, 2)<br>OBP: 0.262, SLG: 0.299<br>Ken Boswell, L (13, PH)<br>OBP: 0.260, SLG: 0.299<br>Duffy Dyer, R (14, 2)<br>OBP: 0.244, SLG: 0.236 | K   | K  |     | P6       |   | SH1-4<br>1B     |   | F9       |   | 4-3       |    |    | L1              |    | E6            |    |
| Don Hahn, R (1, 8)<br>OBP: 0.297, SLG: 0.335  | K   |    |     | K        |   | SH1-4           |   | P3       |   | F9        |    |    | K               |    | G4-6-3        |    |
| Ted Martinez, R (1, 5)<br>OBP: 0.297, SLG: 0.287 (16, 6)  |     |    | K   |          |   | 6-3             |   | 1B       |   | F2        |    |    | 1B              |    | F8            |    |
| Tom Seaver, R (1, 1)<br>OBP: 0.231, SLG: 0.274<br>Ed Kranepool, L (12, PH)<br>OBP: 0.302, SLG: 0.320<br>Tug McGraw, R (13, 1)<br>OBP: 0.071, SLG: 0.071<br>Harry Parker, R (16, 1)<br>OBP: 0.150, SLG: 0.150  |     |    | 6-3 |          |   | G3<br>2B        |   | K        |   | K         |    |    | G4-6-3          |    | 6-3           |    |

| BOTTOM                                  |  |
|---|--|
| AB R H RBI BB SO LOB                    | 5 0 0 0 1 1 1<br>1 0 1 0 0 0 0                                   |
|   | 4 2 2 1 2 0 0  |
|   | 6 0 4 0 1 1 3  |
|   | 5 0 0 1 1 0 4  |
|   | 6 0 1 1 0 0 2  |
|   | 3 0 1 0 0 1 0<br>1 0 0 0 0 0 1<br>1 0 0 0 0 0 2<br>1 0 0 0 0 0 0 |
|   | 6 0 0 0 0 3 2  |
|   | 6 0 2 0 0 1 0  |
|   | 4 1 1 0 0 2 1<br>1 0 0 0 0 0 1<br>1 0 0 0 0 0 0<br>0 0 0 0 0 0 0 |
| AB                                      | 52   |
| R                                       | 3  |
| H                                       | 12   |
| RBI                                     | 3  |
| BB                                      | 5  |
| SO                                      | 9  |
| LOB                                     | 17   |
| WP: 0 PA: 61<br>PB: 0<br>SB: 0<br>CS: 1 |  |

Cincinnati Reds @ New York Mets  
Shea Stadium, Flushing, NY  
Mon Aug 20 1973, 3:33 AM EDT  
Att: 29,384 - Unknown

livebaseballscores.com



| Inning Stats |     | R: | H: | E: | K: | S: | LOB: | BB: | P: |
|--------------|-----|----|----|----|----|----|------|-----|----|
| 1            | 0-0 | 1  | 1  | 0  | 1  | 4  | 1    | 0   | 4  |
| 2            | 0-0 | 0  | 0  | 0  | 2  | 7  | 0    | 0   | 7  |
| 3            | 0-0 | 0  | 0  | 0  | 1  | 5  | 0    | 0   | 5  |
| 4            | 0-0 | 1  | 1  | 0  | 1  | 4  | 1    | 0   | 4  |
| 5            | 0-0 | 0  | 0  | 0  | 1  | 5  | 0    | 0   | 5  |
| 6            | 0-0 | 2  | 3  | 0  | 1  | 6  | 1    | 0   | 6  |
| 7            | 0-0 | 0  | 2  | 0  | 1  | 6  | 0    | 0   | 6  |
| 8            | 0-3 | 0  | 0  | 0  | 2  | 10 | 1    | 0   | 10 |
| 9            | 0-0 | 1  | 1  | 0  | 1  | 4  | 1    | 0   | 4  |
| 10           | 0-0 | 0  | 2  | 0  | 1  | 10 | 2    | 0   | 10 |
| 11           | 0-0 | 0  | 0  | 0  | 3  | 3  | 0    | 0   | 3  |
| 12           | 0-0 | 1  | 1  | 0  | 3  | 3  | 0    | 0   | 3  |
| 13           | 0-0 | 1  | 1  | 0  | 12 | 12 | 2    | 0   | 12 |
| 14           | 0-0 | 0  | 0  | 0  | 5  | 5  | 0    | 0   | 5  |
| 15           | 0-0 | 1  | 1  | 0  | 7  | 7  | 1    | 0   | 7  |
| 16           | 0-0 | 0  | 0  | 0  | 3  | 3  | 0    | 0   | 3  |

| PITCHER                                |  | IP  | WLS | BF | H | R | ER | SO | BB | IBB | HBP | BLK | WP | HR | S  | P    | ERA   | WHIP  |
|--|--|-----|-----|----|---|---|----|----|----|-----|-----|-----|----|----|----|------|-------|-------|
| Jack Billingham, R (1, 1)<br>ERA: 3.11 |  | 7.1 | 29  | 7  | 2 | 2 | 0  | 6  | 1  | 0   | 0   | 0   | 0  | 0  | 40 | 44   | 2.46  | 1.091 |
| Tom Hall, L (8, 1)<br>ERA: 3.76        |  | 1.2 | 5   | 1  | 0 | 0 | 1  | 0  | 0  | 0   | 0   | 0   | 0  | 7  | 7  | 0.00 | 0.600 |       |
| Pedro Borbon, R (10, 1)<br>ERA: 2.34   |  | 3.0 | 11  | 2  | 0 | 0 | 1  | 1  | 0  | 0   | 0   | 0   | 0  | 12 | 16 | 0.00 | 1.000 |       |
| Clay Carroll, R (13, 1)<br>ERA: 3.75   |  | 4.0 | 16  | 2  | 1 | 1 | 1  | 1  | 2  | 0   | 0   | 0   | 0  | 15 | 27 | 2.25 | 0.750 |       |

| Batter   | 1  | 2                               | 3                            | 4                               | 5                            | 6                               | 7                            | 8                               | 9                            | AB R H RBI BB SO LOB            | TOP                          |  |                              |                                 |                              |                                 |                              |                                 |                              |                                 |                                  |                                    |                                  |        |
|--|--|---------------------------------|------------------------------|---------------------------------|------------------------------|---------------------------------|------------------------------|---------------------------------|------------------------------|---------------------------------|------------------------------|--|------------------------------|---------------------------------|------------------------------|---------------------------------|------------------------------|---------------------------------|------------------------------|---------------------------------|----------------------------------|------------------------------------|----------------------------------|--------|
| Davey Lopes, R<br>OBP: 0.346, SLG: 0.339<br>(1, 4) X   | 0-0 F2<br>①  |                                 | 0-0 5-3<br>③                 |                                 |                              | 0-0 4-3 WP<br>1B                |                              | 0-0 1B                          |                              | 4 0 2 0 0 0 1                   |                              |  |                              |                                 |                              |                                 |                              |                                 |                              |                                 |                                  |                                    |                                  |        |
| Manny Mota, R<br>OBP: 0.371, SLG: 0.374<br>Tom Paciorek, R<br>OBP: 0.270, SLG: 0.294<br>(1, 7) X<br>(8, 7) | 0-0 6-3<br>②   |                                 |                              | 0-0 5-3<br>①                    |                              | 0-0 4-3<br>①                    |                              | 0-0 F8<br>③                     |                              | 4 0 0 0 0 0 2<br>0 0 0 0 0 0 0  |                              |  |                              |                                 |                              |                                 |                              |                                 |                              |                                 |                                  |                                    |                                  |        |
| Willie Davis, L<br>OBP: 0.319, SLG: 0.449<br>(1, 8) X  | 0-0 L4<br>③  |                                 |                              | 0-0 G3<br>②                     |                              | 0-0 P6<br>②                     |                              |                                 | 0-0 F8<br>①                  | 4 0 0 0 0 0 1                   |                              |  |                              |                                 |                              |                                 |                              |                                 |                              |                                 |                                  |                                    |                                  |        |
| Joe Ferguson, R<br>OBP: 0.364, SLG: 0.450<br>(1, 2) X  |  | 0-0 4-3<br>①                    |                              | 0-0 E5<br>③                     |                              | 0-3 K<br>③                      |                              |                                 | 0-0 F8<br>②                  | 4 0 0 0 0 1 1                   |                              |  |                              |                                 |                              |                                 |                              |                                 |                              |                                 |                                  |                                    |                                  |        |
| Steve Garvey, R<br>OBP: 0.328, SLG: 0.421<br>(1, 3) X  |  | 0-0 P6<br>②                     |                              | 0-3 K<br>③                      |                              |                                 | 0-0 5-3<br>①                 |                                 | 0-0 6-3<br>③                 | 4 0 0 0 0 1 1                   |                              |  |                              |                                 |                              |                                 |                              |                                 |                              |                                 |                                  |                                    |                                  |        |
| Ron Cey, R<br>OBP: 0.348, SLG: 0.394<br>(1, 5) X   |  | 0-0 F9<br>③                     |                              |                                 | 0-0 5-3<br>①                 |                                 | 0-0 6-3<br>②                 |                                 |                              | 3 0 0 0 0 0 0                   |                              |  |                              |                                 |                              |                                 |                              |                                 |                              |                                 |                                  |                                    |                                  |        |
| Willie Crawford, L<br>OBP: 0.393, SLG: 0.445<br>(1, 9) X   |  |                                 | 0-0 SH2-3<br>1B              |                                 | 0-3 K<br>②                   |                                 | 0-0 1-3<br>③                 |                                 |                              | 3 0 1 0 0 1 0                   |                              |  |                              |                                 |                              |                                 |                              |                                 |                              |                                 |                                  |                                    |                                  |        |
| Bill Russell, R<br>OBP: 0.314, SLG: 0.355<br>(1, 6) X  |  |                                 | 0-0 F9<br>①                  |                                 | 0-0 HR                       |                                 |                              | 0-0 F9<br>①                     |                              | 3 1 1 1 0 0 1                   |                              |  |                              |                                 |                              |                                 |                              |                                 |                              |                                 |                                  |                                    |                                  |        |
| Don Sutton, R<br>OBP: 0.160, SLG: 0.101<br>(1, 1) X  |  |                                 | 0-0 SH2-3<br>1-2             |                                 | 0-3 K<br>③                   |                                 |                              | 0-0 4-3<br>②                    |                              | 2 0 0 0 0 1 0                   |                              |  |                              |                                 |                              |                                 |                              |                                 |                              |                                 |                                  |                                    |                                  |        |
| <b>Inning Stats</b>  | R: 0<br>E: 0<br>K: 0<br>S: 3   | H: 0<br>LOB: 0<br>BB: 0<br>P: 3 | R: 0<br>E: 0<br>K: 0<br>S: 3 | H: 0<br>LOB: 0<br>BB: 0<br>P: 3 | R: 0<br>E: 0<br>K: 0<br>S: 4 | H: 1<br>LOB: 1<br>BB: 0<br>P: 4 | R: 0<br>E: 1<br>K: 1<br>S: 6 | H: 0<br>LOB: 1<br>BB: 0<br>P: 6 | R: 1<br>E: 0<br>K: 2<br>S: 8 | H: 1<br>LOB: 0<br>BB: 0<br>P: 8 | R: 0<br>E: 0<br>K: 1<br>S: 6 | H: 1<br>LOB: 1<br>BB: 0<br>P: 6  | R: 0<br>E: 0<br>K: 0<br>S: 3 | H: 0<br>LOB: 0<br>BB: 0<br>P: 3 | R: 0<br>E: 0<br>K: 0<br>S: 4 | H: 1<br>LOB: 1<br>BB: 0<br>P: 4 | R: 0<br>E: 0<br>K: 0<br>S: 3 | H: 0<br>LOB: 0<br>BB: 0<br>P: 3 | R: 0<br>E: 0<br>K: 0<br>S: 3 | H: 0<br>LOB: 0<br>BB: 0<br>P: 3 | 1B: 3<br>2B: 0<br>3B: 0<br>HR: 1 | SF: 0<br>SAC: 1<br>DP: 0<br>HBP: 0 | WP: 1<br>PB: 0<br>SB: 0<br>CS: 0 | PA: 32 |
| <b>PITCHER</b><br>Ray Sadecki, L<br>ERA: 3.3<br>(1, 1)   | IP: 9.0<br>WLS: W<br>BF: 32<br>H: 4<br>R: 1<br>ER: 1<br>SO: 4<br>BB: 0<br>IBB: 0<br>HBP: 0<br>BLK: 0<br>WP: 1<br>HR: 1<br>S: 40<br>P: 40<br>ERA: 1.00<br>WHIP: 0.444 |                                 |                              |                                 |                              |                                 |                              |                                 |                              |                                 |                              | <b>PITCHER</b><br>IP: 9.0<br>WLS: W<br>BF: 32<br>H: 4<br>R: 1<br>ER: 1<br>SO: 4<br>BB: 0<br>IBB: 0<br>HBP: 0<br>BLK: 0<br>WP: 1<br>HR: 1<br>S: 40<br>P: 40<br>ERA: 1.00<br>WHIP: 0.444 |                              |                                 |                              |                                 |                              |                                 |                              |                                 |                                  |                                    |                                  |        |

**Los Angeles Dodgers @ New York Mets**  
 Shea Stadium, Flushing, NY  
 Tue Aug 21 1973, 7:05 PM EDT  
 Att: 26,351 - Unknown

[livebaseballscorecards.com](http://livebaseballscorecards.com)

|            |    |
|------------|----|
| <b>AB</b>  | 31 |
| <b>R</b>   | 1  |
| <b>H</b>   | 4  |
| <b>RBI</b> | 1  |
| <b>BB</b>  | 0  |
| <b>SO</b>  | 4  |
| <b>LOB</b> | 7  |



| Batter  | 1                   | 2                     | 3 | 4          | 5 | 6          | 7                | 8                               | 9                       | AB | R | H | RBI | BB | SO | LOB |
|---|---------------------|-----------------------|---|------------|---|------------|------------------|---------------------------------|-------------------------|----|---|---|-----|----|----|-----|
| <b>Wayne Garrett, L</b> (1, 5)<br>OBP: 0.335, SLG: 0.355  | 0-0<br>G6-3<br>1B   |                       |   | 0-3<br>K   |   |            | 0-0<br>F9        |                                 | 4-0<br>6-3<br>1B<br>BB  | 3  | 1 | 1 | 0   | 1  | 1  | 0   |
| <b>Felix Millan, R</b> (1, 4)<br>OBP: 0.318, SLG: 0.344   | 0-0<br>G6-3<br>1-2f |                       |   | 0-0<br>1-3 |   |            | 0-0<br>P5<br>1B  |                                 | 0-0<br>6-3<br>1-2       | 4  | 0 | 1 | 0   | 0  | 0  | 2   |
| <b>Rusty Staub, L</b> (1, 9)<br>OBP: 0.353, SLG: 0.413    | 0-3<br>K            |                       |   | 0-0<br>1-3 |   |            | 0-0<br>P5<br>1-2 |                                 | 4-0<br>1B<br>IBB        | 3  | 0 | 0 | 0   | 1  | 1  | 1   |
| <b>John Milner, L</b> (1, 7)<br>OBP: 0.332, SLG: 0.479    |                     | 0-0<br>G4-6-3<br>1B   |   |            |   | 0-3<br>K   |                  | 4-0<br>SH3-4<br>1B<br>SF8<br>BB | 0-0<br>1-2<br>2-H<br>1B | 3  | 1 | 2 | 1   | 1  | 1  | 0   |
| <b>Ed Kranepool, L</b> (1, 3)<br>OBP: 0.302, SLG: 0.320   |                     | 0-0<br>G4-6-3<br>1-2f |   |            |   | 0-3<br>K   |                  | 0-0<br>SH3-4<br>1B              |                         | 3  | 0 | 1 | 0   | 0  | 1  | 1   |
| <b>Bud Harrelson, S</b> (8, PR)<br>OBP: 0.346, SLG: 0.309 |                     |                       |   |            |   |            |                  |                                 |                         | 0  | 0 | 0 | 0   | 0  | 0  | 0   |
| <b>Willie Mays, R</b> (9, 3)<br>OBP: 0.300, SLG: 0.366    |                     |                       |   |            |   |            |                  |                                 |                         | 0  | 0 | 0 | 0   | 0  | 0  | 0   |
| <b>Jerry Grote, R</b> (1, 2)<br>OBP: 0.259, SLG: 0.296    |                     | 0-0<br>1-3            |   |            |   | 0-0<br>6-3 |                  | 0-0<br>SH3-4<br>1-2<br>2-3      |                         | 2  | 0 | 0 | 0   | 0  | 0  | 0   |
| <b>Don Hahn, R</b> (1, 8)<br>OBP: 0.291, SLG: 0.331       |                     |                       |   | 0-0<br>F2  |   |            | 0-0<br>6-3       |                                 | 0-0<br>SF8<br>3-H       | 2  | 0 | 0 | 1   | 0  | 0  | 0   |
| <b>Ted Martinez, R</b> (1, 6)<br>OBP: 0.293, SLG: 0.283   |                     |                       |   | 0-0<br>6-3 |   |            | 0-0<br>F8        |                                 | 0-0<br>6-3              | 3  | 0 | 0 | 0   | 0  | 0  | 2   |
| <b>Ray Sadecki, L</b> (1, 1)<br>OBP: 0.217, SLG: 0.304    |                     |                       |   | 0-0<br>G3  |   |            | 0-0<br>F2        |                                 | 0-0<br>P3               | 2  | 0 | 0 | 0   | 0  | 0  | 0   |
| <b>Ken Boswell, L</b> (9, PH)<br>OBP: 0.257, SLG: 0.296   |                     |                       |   |            |   |            |                  |                                 |                         | 1  | 0 | 0 | 0   | 0  | 0  | 0   |

| Inning Stats | R: 0<br>E: 0<br>K: 1<br>S: 5 | H: 1<br>LOB: 0<br>BB: 0<br>P: 5 | R: 0<br>E: 0<br>K: 0<br>S: 3 | H: 1<br>LOB: 0<br>BB: 0<br>P: 3 | R: 0<br>E: 0<br>K: 0<br>S: 3 | H: 0<br>LOB: 0<br>BB: 0<br>P: 3 | R: 0<br>E: 0<br>K: 1<br>S: 5 | H: 0<br>LOB: 0<br>BB: 0<br>P: 5 | R: 0<br>E: 0<br>K: 2<br>S: 7 | H: 0<br>LOB: 0<br>BB: 0<br>P: 7 | R: 0<br>E: 0<br>K: 0<br>S: 3 | H: 1<br>LOB: 0<br>BB: 0<br>P: 3 | R: 1<br>E: 0<br>K: 0<br>S: 4 | H: 1<br>LOB: 2<br>BB: 1<br>P: 8 | R: 1<br>E: 0<br>K: 0<br>S: 3 | H: 1<br>LOB: 2<br>BB: 2<br>P: 11 | 1B: 5<br>2B: 0<br>3B: 0<br>HR: 0 | SF: 1<br>SAC: 1<br>DP: 2<br>HBP: 0 | WP: 0<br>PB: 0<br>SB: 0<br>CS: 0 | PA: 31 |
|--------------|------------------------------|---------------------------------|------------------------------|---------------------------------|------------------------------|---------------------------------|------------------------------|---------------------------------|------------------------------|---------------------------------|------------------------------|---------------------------------|------------------------------|---------------------------------|------------------------------|----------------------------------|----------------------------------|------------------------------------|----------------------------------|--------|
|--------------|------------------------------|---------------------------------|------------------------------|---------------------------------|------------------------------|---------------------------------|------------------------------|---------------------------------|------------------------------|---------------------------------|------------------------------|---------------------------------|------------------------------|---------------------------------|------------------------------|----------------------------------|----------------------------------|------------------------------------|----------------------------------|--------|

| PITCHER                                  | IP  | WLS | BF | H | R | ER | SO | BB | IBB | HBP | BLK | WP | HR | S  | P  | ERA  | WHIP  |
|--|-----|-----|----|---|---|----|----|----|-----|-----|-----|----|----|----|----|------|-------|
| <b>Don Sutton, R</b> (1, 1)<br>ERA: 2.21 | 8.2 | L   | 31 | 5 | 2 | 2  | 4  | 2  | 1   | 0   | 0   | 0  | 0  | 36 | 48 | 2.08 | 0.808 |

**BOTTOM**

**Los Angeles Dodgers @ New York Mets**  
Shea Stadium, Flushing, NY  
Tue Aug 21 1973, 7:05 PM EDT  
Att. 26,351 - Unknown

|            |           |
|------------|-----------|
| <b>AB</b>  | <b>26</b> |
| <b>R</b>   | <b>2</b>  |
| <b>H</b>   | <b>5</b>  |
| <b>RBI</b> | <b>2</b>  |
| <b>BB</b>  | <b>3</b>  |
| <b>SO</b>  | <b>4</b>  |
| <b>LOB</b> | <b>6</b>  |



| WP | PB | SB | CS |
|----|----|----|----|
| 0  | 0  | 0  | 0  |

| Batter  | 1   | 2                               | 3                            | 4                               | 5                            | 6                               | 7                            | 8                               | 9                            | AB R H RBI BB SO LOB                            | TOP                          |                                 |                              |                                 |                              |                                 |                                  |                                    |                                  |        |  |  |  |  |  |  |  |  |  |  |  |  |  |  |  |  |
|---|---|---------------------------------|------------------------------|---------------------------------|------------------------------|---------------------------------|------------------------------|---------------------------------|------------------------------|---|------------------------------|---------------------------------|------------------------------|---------------------------------|------------------------------|---------------------------------|----------------------------------|------------------------------------|----------------------------------|--------|--|--|--|--|--|--|--|--|--|--|--|--|--|--|--|--|
| <b>Davey Lopes, R</b> (1, 4)<br>OBP: 0.348, SLG: 0.340      | 4-0<br>FC4-6<br>BB                                    | 0-0<br>E6<br>2-3                |                              |                                 | 0-0<br>CS<br>1B              |                                 | 0-0<br>1B<br>1B              |                                 | 0-0<br>6-3                   | 4 0 2 0 1 0 1                                   |                              |                                 |                              |                                 |                              |                                 |                                  |                                    |                                  |        |  |  |  |  |  |  |  |  |  |  |  |  |  |  |  |  |
| <b>Manny Mota, R</b> (1, 7)<br>OBP: 0.370, SLG: 0.372       | 0-0<br>FC4-6<br>E<br>1B<br>SF8<br>1-2f                | 0-0<br>L3                       |                              |                                 | 0-0<br>6-3                   |                                 | 0-0<br>1B<br>1B              |                                 | 0-0<br>1B<br>1B              | 4 1 1 0 0 0 4<br>0 0 0 0 0 0 0                  |                              |                                 |                              |                                 |                              |                                 |                                  |                                    |                                  |        |  |  |  |  |  |  |  |  |  |  |  |  |  |  |  |  |
| <b>Tom Paciorek, R</b> (7, PR)<br>OBP: 0.270, SLG: 0.294    |   |                                 |                              |                                 |                              |                                 |                              |                                 |                              |   |                              |                                 |                              |                                 |                              |                                 |                                  |                                    |                                  |        |  |  |  |  |  |  |  |  |  |  |  |  |  |  |  |  |
| <b>Willie Davis, L</b> (1, 8)<br>OBP: 0.319, SLG: 0.448     | 0-0<br>E5<br>1B<br>1-3<br>1B                          |                                 | 0-0<br>6-3                   |                                 |                              | 0-0<br>F9                       | 0-0<br>SF7                   |                                 |                              | 3 0 1 1 0 0 0                                   |                              |                                 |                              |                                 |                              |                                 |                                  |                                    |                                  |        |  |  |  |  |  |  |  |  |  |  |  |  |  |  |  |  |
| <b>Joe Ferguson, R</b> (1, 9)<br>OBP: 0.363, SLG: 0.451     | 0-0<br>SF8<br>3-H                                     |                                 | 0-0<br>F8                    |                                 |                              | 0-0<br>1B<br>2B                 | 0-0<br>P3                    |                                 |                              | 3 1 1 1 0 0 2                                   |                              |                                 |                              |                                 |                              |                                 |                                  |                                    |                                  |        |  |  |  |  |  |  |  |  |  |  |  |  |  |  |  |  |
| <b>Steve Garvey, R</b> (1, 3)<br>OBP: 0.331, SLG: 0.422     | 0-0<br>1B   |                                 | 0-0<br>F8                    |                                 |                              | 0-0<br>1B<br>2-H                |                              | 0-0<br>6-3                      |                              | 4 0 2 1 0 0 0                                   |                              |                                 |                              |                                 |                              |                                 |                                  |                                    |                                  |        |  |  |  |  |  |  |  |  |  |  |  |  |  |  |  |  |
| <b>Ken McMullen, R</b> (1, 5)<br>OBP: 0.271, SLG: 0.485     | 0-0<br>F8   |                                 | 0-0<br>4-3                   |                                 |                              | 0-0<br>P5                       |                              | 0-3<br>K                        |                              | 4 0 0 0 0 1 3<br>0 0 0 0 0 0 0<br>0 0 0 0 0 0 0 |                              |                                 |                              |                                 |                              |                                 |                                  |                                    |                                  |        |  |  |  |  |  |  |  |  |  |  |  |  |  |  |  |  |
| <b>Jim Brewer, L</b> (8, 1)<br>OBP: 0.400, SLG: 0.400       |   |                                 |                              |                                 |                              |                                 |                              |                                 |                              |   |                              |                                 |                              |                                 |                              |                                 |                                  |                                    |                                  |        |  |  |  |  |  |  |  |  |  |  |  |  |  |  |  |  |
| <b>Pete Richert, L</b> (9, 1)<br>OBP: 0.200, SLG: 0.200     |   |                                 |                              |                                 |                              |                                 |                              |                                 |                              |   |                              |                                 |                              |                                 |                              |                                 |                                  |                                    |                                  |        |  |  |  |  |  |  |  |  |  |  |  |  |  |  |  |  |
| <b>Bill Russell, R</b> (1, 6)<br>OBP: 0.311, SLG: 0.352     |   | 0-0<br>F7                       |                              | 0-0<br>F3                       |                              | 0-0<br>P6                       |                              | 0-0<br>5-3                      |                              | 4 0 0 0 0 0 1                                   |                              |                                 |                              |                                 |                              |                                 |                                  |                                    |                                  |        |  |  |  |  |  |  |  |  |  |  |  |  |  |  |  |  |
| <b>Steve Yeager, R</b> (1, 2)<br>OBP: 0.339, SLG: 0.316     |   | 0-0<br>E<br>SH1-4<br>1B         |                              | 0-0<br>6-3                      |                              |                                 | 0-0<br>1B<br>1B<br>SF7<br>1B |                                 | 0-3<br>K                     | 4 1 2 0 0 1 0                                   |                              |                                 |                              |                                 |                              |                                 |                                  |                                    |                                  |        |  |  |  |  |  |  |  |  |  |  |  |  |  |  |  |  |
| <b>Andy Messersmith, R</b> (1, 1)<br>OBP: 0.225, SLG: 0.211 |   | 0-0<br>SH1-4                    |                              |                                 |                              |                                 | 0-0<br>P3                    |                                 | 0-3<br>K                     | 2 0 0 0 0 0 1<br>1 0 0 0 0 1 0                  |                              |                                 |                              |                                 |                              |                                 |                                  |                                    |                                  |        |  |  |  |  |  |  |  |  |  |  |  |  |  |  |  |  |
| <b>Ron Cey, R</b> (8, 5)<br>OBP: 0.348, SLG: 0.393          |   |                                 |                              |                                 | 0-0<br>6-3                   |                                 |                              |                                 |                              |   |                              |                                 |                              |                                 |                              |                                 |                                  |                                    |                                  |        |  |  |  |  |  |  |  |  |  |  |  |  |  |  |  |  |
| <b>Inning Stats</b>   | R: 1<br>E: 1<br>K: 0<br>S: 5                          | H: 2<br>LOB: 2<br>BB: 1<br>P: 9 | R: 0<br>E: 1<br>K: 0<br>S: 5 | H: 1<br>LOB: 2<br>BB: 0<br>P: 5 | R: 0<br>E: 0<br>K: 0<br>S: 3 | H: 0<br>LOB: 0<br>BB: 0<br>P: 3 | R: 0<br>E: 0<br>K: 0<br>S: 3 | H: 1<br>LOB: 0<br>BB: 0<br>P: 3 | R: 1<br>E: 0<br>K: 0<br>S: 5 | H: 2<br>LOB: 1<br>BB: 0<br>P: 5                 | R: 1<br>E: 0<br>K: 0<br>S: 6 | H: 3<br>LOB: 2<br>BB: 0<br>P: 6 | R: 0<br>E: 0<br>K: 1<br>S: 5 | H: 0<br>LOB: 0<br>BB: 0<br>P: 5 | R: 0<br>E: 0<br>K: 2<br>S: 7 | H: 0<br>LOB: 0<br>BB: 0<br>P: 7 | 1B: 8<br>2B: 1<br>3B: 0<br>HR: 0 | SF: 2<br>SAC: 1<br>DP: 0<br>HBP: 0 | WP: 0<br>PB: 0<br>SB: 0<br>CS: 1 | PA: 37 |  |  |  |  |  |  |  |  |  |  |  |  |  |  |  |  |
| <b>PITCHER</b>  | IP WLS BF H R ER SO BB IBB HBP BLK WP HR S P ERA WHIP |                                 |                              |                                 |                              |                                 |                              |                                 |                              |   |                              |                                 |                              |                                 |                              |                                 |                                  |                                    |                                  |        |  |  |  |  |  |  |  |  |  |  |  |  |  |  |  |  |
| <b>George Stone, L</b> (1, 1)<br>ERA: 2.9                   | 6.2   |                                 | 30                           | 9                               | 3                            | 3                               | 0                            | 1                               | 0                            | 0   | 0                            | 0                               | 0                            | 29                              | 33                           | 4.05                            | 1.500                            |                                    |                                  |        |  |  |  |  |  |  |  |  |  |  |  |  |  |  |  |  |
| <b>Harry Parker, R</b> (7, 1)<br>ERA: 3.67                  | 0.1   |                                 | 1                            | 0                               | 0                            | 0                               | 0                            | 0                               | 0                            | 0   | 0                            | 0                               | 0                            | 1                               | 1                            | 0.00                            | 0.000                            |                                    |                                  |        |  |  |  |  |  |  |  |  |  |  |  |  |  |  |  |  |
| <b>Tug McGraw, L</b> (8, 1)<br>ERA: 5.31                    | 2.0   | W                               | 6                            | 0                               | 0                            | 0                               | 3                            | 0                               | 0                            | 0   | 0                            | 0                               | 0                            | 12                              | 12                           | 0.00                            | 0.000                            |                                    |                                  |        |  |  |  |  |  |  |  |  |  |  |  |  |  |  |  |  |

**Los Angeles Dodgers @ New York Mets**  
 Shea Stadium, Flushing, NY  
 Wed Aug 22 1973, 7:05 PM EDT  
 Att: 25,442 - Unknown

|     |    |
|-----|----|
| AB  | 33 |
| R   | 3  |
| H   | 9  |
| RBI | 3  |
| BB  | 1  |
| SO  | 3  |
| LOB | 12 |



|       |        |
|-------|--------|
| WP: 0 | PA: 37 |
| PB: 0 |        |
| SB: 0 |        |
| CS: 1 |        |



| Batter  | 1               | 2        | 3        | 4                | 5         | 6           | 7                | 8                  | 9                    | AB | R | H | RBI | BB | SO | LOB |
|---|-----------------|----------|----------|------------------|-----------|-------------|------------------|--------------------|----------------------|----|---|---|-----|----|----|-----|
| Wayne Garrett, L (1, 5)<br>OBP: 0.333, SLG: 0.351 | 0-3 K           |          | H 1-0    |                  | X 0-0 F9  |             | X 0-0 F7         |                    | X 0-0 F8             | 4  | 0 | 0 | 0   | 0  | 1  | 1   |
| Felix Millan, R (1, 4)<br>OBP: 0.320, SLG: 0.347  | 0-0 B3-6-2 1B   |          | X 0-0 F9 |                  | X 0-0 6-3 |             | X 0-0 FC6-4 1B   |                    | X 0-0 1B 1B          | 5  | 1 | 3 | 1   | 0  | 0  | 2   |
| Rusty Staub, L (1, 9)<br>OBP: 0.352, SLG: 0.411   | 0-0 B3-6-2 1-2f |          |          | S 0-3 K          | X 0-0 4-3 |             | X 0-0 FC6-4 1-2f |                    | X 0-0 1B 1B          | 5  | 0 | 1 | 0   | 0  | 1  | 2   |
| John Milner, L (1, 7)<br>OBP: 0.335, SLG: 0.480   |                 | X 0-0 L9 |          | B 4-0 1B 1B E BB |           | X 0-0 F8    |                  | X 0-0 4-3 SH5-3 1B | X 0-0 1-2 2-H 1B     | 4  | 1 | 2 | 1   | 1  | 0  | 0   |
| Ed Kranepool, L (1, 3)<br>OBP: 0.306, SLG: 0.325  |                 | X 0-0 P6 |          | X 0-0 1B 1B E    |           | X 0-0 1B 1B |                  | X 0-0 SH5-3        |                      | 3  | 1 | 2 | 0   | 0  | 0  | 0   |
| Jerry Grote, R (1, 2)<br>OBP: 0.265, SLG: 0.301   |                 | X 0-0 F7 |          | X 0-0 1-2 2-3 1B |           | X 0-0 1B    |                  | X 0-0 4-3          |                      | 4  | 0 | 2 | 0   | 0  | 0  | 1   |
| Don Hahn, R (1, 8)<br>OBP: 0.285, SLG: 0.323      |                 |          | X 0-0 F8 | S 0-3 K          |           | X 0-3 K     |                  | X 0-0 4-3          |                      | 4  | 0 | 0 | 0   | 0  | 2  | 6   |
| Ted Martinez, R (1, 6)<br>OBP: 0.294, SLG: 0.288  |                 |          | X 0-0    | X 0-0 E1         |           | X 0-0 P3    |                  |                    | X 0-0 F8 SH3-4 1B 1B | 3  | 0 | 1 | 0   | 0  | 0  | 3   |
| Cleon Jones, R (9, PH)<br>OBP: 0.317, SLG: 0.376  |                 |          |          | 1-2 2-H 3-H      |           |             |                  |                    |                      | 1  | 1 | 1 | 0   | 0  | 0  | 0   |
| George Stone, L (1, 1)<br>OBP: 0.306, SLG: 0.306  |                 | S 0-3 K  |          | S 0-0 G3         |           |             | X 0-0 G3         |                    | X 0-0 SH3-4          | 2  | 0 | 0 | 0   | 0  | 1  | 3   |
| Harry Parker, R (7, 1)<br>OBP: 0.150, SLG: 0.150  |                 |          |          |                  |           |             |                  |                    |                      | 0  | 0 | 0 | 0   | 0  | 0  | 0   |
| Ken Boswell, L (7, PH)<br>OBP: 0.255, SLG: 0.293  |                 |          |          |                  |           |             |                  |                    |                      | 1  | 0 | 0 | 0   | 0  | 0  | 0   |
| Tug McGraw, R (8, 1)<br>OBP: 0.071, SLG: 0.071    |                 |          |          |                  |           |             |                  |                    | X 1-2                | 0  | 0 | 0 | 0   | 0  | 0  | 0   |

**BOTTOM**

**Los Angeles Dodgers @ New York Mets**  
**Shea Stadium, Flushing, NY**  
 Wed Aug 22 1973, 7:05 PM EDT  
 Att. 25,442 - Unknown

|     |    |
|-----|----|
| AB  | 36 |
| R   | 4  |
| H   | 12 |
| RBI | 2  |
| BB  | 1  |
| SO  | 5  |
| LOB | 18 |



| Inning Stats |     |    |   |   |    |    |    |     |     |     |    |    |    |    |       |       | WP  | PA   |   |   |   |   |   |   |   |   |   |   |   |    |    |    |    |    |     |    |     |    |    |   |   |   |   |    |
|--------------|-----|----|---|---|----|----|----|-----|-----|-----|----|----|----|----|-------|-------|-----|------|---|---|---|---|---|---|---|---|---|---|---|----|----|----|----|----|-----|----|-----|----|----|---|---|---|---|----|
| R            | H   | E  | K | S | R  | H  | E  | K   | S   | R   | H  | E  | K  | S  | R     | H     | E   | K    | S | R | H | E | K | S | R | H | E | K | S | 1B | 2B | 3B | HR | SF | SAC | DP | HBP | WP | PA |   |   |   |   |    |
| 0            | 1   | 0  | 1 | 5 | 0  | 0  | 0  | 0   | 3   | 2   | 2  | 1  | 2  | 10 | 0     | 0     | 0   | 0    | 3 | 0 | 2 | 0 | 1 | 7 | 0 | 0 | 0 | 0 | 4 | 0  | 1  | 0  | 0  | 4  | 2   | 0  | 0   | 0  | 0  | 0 | 0 | 0 | 0 | 40 |
| PITCHER      |     |    |   |   |    |    |    |     |     |     |    |    |    |    |       |       | ERA | WHIP |   |   |   |   |   |   |   |   |   |   |   |    |    |    |    |    |     |    |     |    |    |   |   |   |   |    |
| IP           | WLS | BF | H | R | ER | SO | BB | IBB | HBP | BLK | WP | HR | S  | P  | ERA   | WHIP  |     |      |   |   |   |   |   |   |   |   |   |   |   |    |    |    |    |    |     |    |     |    |    |   |   |   |   |    |
| 7.0          |     | 30 | 7 | 2 | 0  | 5  | 1  | 0   | 1   | 0   | 0  | 0  | 38 | 43 | 0.00  | 1.143 |     |      |   |   |   |   |   |   |   |   |   |   |   |    |    |    |    |    |     |    |     |    |    |   |   |   |   |    |
| 1.2          | L   | 9  | 4 | 2 | 2  | 0  | 0  | 0   | 0   | 0   | 0  | 0  | 9  | 9  | 10.80 | 2.400 |     |      |   |   |   |   |   |   |   |   |   |   |   |    |    |    |    |    |     |    |     |    |    |   |   |   |   |    |
| 0.0          |     | 1  | 1 | 0 | 0  | 0  | 0  | 0   | 0   | 0   | 0  | 0  | 1  | 1  | ∞     | ∞     |     |      |   |   |   |   |   |   |   |   |   |   |   |    |    |    |    |    |     |    |     |    |    |   |   |   |   |    |

| Batter  | 1   | 2   | 3   | 4  | 5  | 6   | 7   | 8   | 9   | AB R H RBI BB SO LOB   | TOP  |  |         |   |
|---|---|---|---|--|--|---|---|---|---|--|--|--|---------|---|
| Davey Lopes, R<br>OBP: 0.349, SLG: 0.341<br>(1, 4)  | 0-0<br>1B   |   | 0-0<br>P6   |  | 0-0<br>1B  | 0-0<br>5-3  |   | 0-0<br>6-3  |   | 5 1 2 0 0 0 0  |  |  |         |   |
| Bill Buckner, L<br>OBP: 0.301, SLG: 0.349<br>(1, 3)   | 0-0<br>1B   |   | 0-0<br>1-4-3  |  | 0-0<br>F8  | 0-0<br>P4   |   | 0-3<br>K  |   | 5 0 1 0 0 1 1  |  |  |         |   |
| Willie Davis, L<br>OBP: 0.319, SLG: 0.453<br>(1, 8)   | 0-0<br>1-2  |   |   | 0-0<br>F9  | 0-0<br>1H  | 0-0<br>2B   |   | 0-0<br>F7   |   | 5 2 2 2 0 0 1  |  |  |         |   |
| Joe Ferguson, R<br>OBP: 0.365, SLG: 0.461<br>(1, 2)   | 0-3<br>K  |   |   | 0-0<br>2B  | 0-0<br>1B  | 0-0<br>2B   |   | 0-0<br>F8   |   | 5 2 3 1 0 1 1  |  |  |         |   |
| Manny Mota, R<br>OBP: 0.367, SLG: 0.366<br>Tom Paciorek, R<br>OBP: 0.270, SLG: 0.294<br>(1, 7) (9, 7) |   | 0-0<br>6-3  |   | 4-0<br>BB  | 0-0<br>5-3   | 0-0<br>4-3  |   | 0-3<br>K  |   | 4 0 0 0 1 1 2<br>0 0 0 0 0 0 0   |  |  |         |   |
| Bill Russell, R<br>OBP: 0.311, SLG: 0.352<br>(1, 6)   |   | 0-0<br>5-3  |   | 0-0<br>2B  | 0-0<br>1B  |   | 0-0<br>F8   |   |   | 4 0 1 1 0 0 2  |  |  |         |   |
| Willie Crawford, L<br>OBP: 0.396, SLG: 0.448<br>(1, 9)  |   | 4-0<br>BB   |   | 0-0<br>2B  | 4-0<br>IBB   |   | 0-0<br>5-3  |   |   | 2 0 1 1 2 0 0  |  |  |         |   |
| Ron Cey, R<br>OBP: 0.349, SLG: 0.391<br>(1, 5)  |   | 0-0<br>P6   |   | 4-0<br>IBB   | 4-0<br>BB  |   | 0-3<br>K  |   |   | 2 0 0 0 2 1 1  |  |  |         |   |
| Claude Osteen, L<br>OBP: 0.186, SLG: 0.176<br>(1, 1)  |   |   | 0-3<br>K  | 0-0<br>L1  | 0-0<br>4-3   |   | 0-3<br>K  |   |   | 4 0 0 0 0 2 6  |  |  |         |   |
| <b>Inning Stats</b>   | R: 0<br>E: 0<br>K: 1<br>S: 6<br>H: 2<br>LOB: 1<br>BB: 0<br>P: 6 | R: 0<br>E: 0<br>K: 0<br>S: 3<br>H: 0<br>LOB: 1<br>BB: 1<br>P: 7 | R: 0<br>E: 0<br>K: 1<br>S: 5<br>H: 0<br>LOB: 0<br>BB: 0<br>P: 5 | R: 1<br>E: 0<br>K: 0<br>S: 5<br>H: 2<br>LOB: 3<br>BB: 2<br>P: 13 | R: 3<br>E: 0<br>K: 0<br>S: 7<br>H: 4<br>LOB: 3<br>BB: 2<br>P: 15 | R: 1<br>E: 0<br>K: 0<br>S: 5<br>H: 2<br>LOB: 1<br>BB: 0<br>P: 5 | R: 0<br>E: 0<br>K: 1<br>S: 5<br>H: 0<br>LOB: 0<br>BB: 0<br>P: 5 | R: 0<br>E: 0<br>K: 2<br>S: 7<br>H: 0<br>LOB: 0<br>BB: 0<br>P: 7 | R: 0<br>E: 0<br>K: 1<br>S: 5<br>H: 0<br>LOB: 0<br>BB: 0<br>P: 5 | 1B: 5<br>2B: 4<br>3B: 0<br>HR: 1<br>SF: 0<br>SAC: 0<br>DP: 0<br>HBP: 0 | WP: 0<br>PB: 0<br>SB: 1<br>CS: 1<br>PA: 41 |  |         |   |
| PITCHER   | IP WLS BF H R ER SO BB IBB HBP BLK WP HR S P ERA WHIP           |   |   |  |  |   |   |   |   |  |  |  | PITCHER | IP WLS BF H R ER SO BB IBB HBP BLK WP HR S P ERA WHIP |
| Jon Matlack, L<br>ERA: 3.29<br>(1, 1)   | 4.2   |   |   |  |  |   |   |   |   |  |  |  |         |   |
| Buzz Capra, R<br>ERA: 3.9<br>(5, 1)   | 1.1 L   |   |   |  |  |   |   |   |   |  |  |  |         |   |
| Harry Parker, R<br>ERA: 3.52<br>(7, 1)  | 3.0   |   |   |  |  |   |   |   |   |  |  |  |         |   |

**Los Angeles Dodgers @ New York Mets**  
**Shea Stadium, Flushing, NY**  
 Thu Aug 23 1973, 7:05 PM EDT  
 Att: 26,056 - Unknown

[livebaseballscorecards.com](http://livebaseballscorecards.com)

|     |    |
|-----|----|
| AB  | 36 |
| R   | 5  |
| H   | 10 |
| RBI | 5  |
| BB  | 5  |
| SO  | 6  |
| LOB | 14 |



| Batter  | 1  | 2                               | 3                            | 4                               | 5                            | 6                               | 7                            | 8                                | 9                            | 10                              | AB R H RBI BB SO LOB           | TOP  |                                 |                              |                                 |                              |                                 |                              |                                 |                              |                                 |                                  |                                    |                                  |
|---|--|---------------------------------|------------------------------|---------------------------------|------------------------------|---------------------------------|------------------------------|----------------------------------|------------------------------|---------------------------------|--------------------------------|--|---------------------------------|------------------------------|---------------------------------|------------------------------|---------------------------------|------------------------------|---------------------------------|------------------------------|---------------------------------|----------------------------------|------------------------------------|----------------------------------|
| Gary Matthews, R (1, 7)<br>OBP: 0.379, SLG: 0.467   | 0-0 P4   |                                 | 0-0 P4                       |                                 | 0-0 F9                       |                                 |                              | 0-0 F8                           |                              | 0-0 F3                          | 5 0 0 0 0 0 3                  | <b>San Francisco Giants @ New York Mets</b><br>Shea Stadium, Flushing, NY<br>Fri Aug 24 1973, 7:05 PM EDT<br>Att. 35,361 - Unknown |                                 |                              |                                 |                              |                                 |                              |                                 |                              |                                 |                                  |                                    |                                  |
| Tito Fuentes, S (1, 4)<br>OBP: 0.315, SLG: 0.363  | 0-3 K  |                                 | 0-0 4-3                      |                                 | 0-0 SH1-4                    |                                 |                              | 0-0 F7                           |                              | 0-0 F8                          | 4 0 0 0 0 1 2                  |  |                                 |                              |                                 |                              |                                 |                              |                                 |                              |                                 |                                  |                                    |                                  |
| Bobby Bonds, R (1, 9)<br>OBP: 0.394, SLG: 0.571   | 0-0 P3   |                                 |                              | 0-0 BB<br>1B                    | 0-0 L7                       |                                 |                              | 0-0 F8                           |                              |                                 | 4 0 1 0 0 0 1                  |  |                                 |                              |                                 |                              |                                 |                              |                                 |                              |                                 |                                  |                                    |                                  |
| Willie McCovey, L (1, 3)<br>OBP: 0.430, SLG: 0.541<br>Gary Thomasson, L (9, PR)<br>OBP: 0.342, SLG: 0.412 |  | 0-0 1B                          |                              | 4-0 BB<br>2B                    |                              | 0-3 K                           |                              |                                  | 0-0 FC6-4<br>1B              |                                 | 3 0 2 0 1 1 0<br>0 0 0 0 0 0 0 |  |                                 |                              |                                 |                              |                                 |                              |                                 |                              |                                 |                                  |                                    |                                  |
| Garry Maddox, R (1, 8)<br>OBP: 0.346, SLG: 0.436  |  | 0-0 1B                          |                              | 0-0 2B                          |                              | 0-3 K                           |                              |                                  | 0-0 FC6-4<br>CS              |                                 | 4 0 2 0 0 1 1                  |  |                                 |                              |                                 |                              |                                 |                              |                                 |                              |                                 |                                  |                                    |                                  |
| Chris Speier, R (1, 6)<br>OBP: 0.342, SLG: 0.364  |  | 0-3 K                           |                              | 4-0 IBB                         |                              | 0-0 4-3                         |                              |                                  | 4-0 BB                       |                                 | 2 0 0 0 2 1 1                  |  |                                 |                              |                                 |                              |                                 |                              |                                 |                              |                                 |                                  |                                    |                                  |
| Mike Phillips, L (1, 5)<br>OBP: 0.293, SLG: 0.364   |  | 0-0 4-3                         |                              | 0-0 P6                          |                              |                                 | 0-0 CS<br>1B                 |                                  | 0-3 K                        |                                 | 4 0 1 0 0 1 5                  |  |                                 |                              |                                 |                              |                                 |                              |                                 |                              |                                 |                                  |                                    |                                  |
| Dave Rader, L (1, 2)<br>OBP: 0.326, SLG: 0.328  |  |                                 | 4-0 SH1-4<br>BB              | 0-0 L7                          |                              |                                 | 0-0 F8                       |                                  |                              | 4-0 SH2-4<br>BB                 | 2 0 0 0 2 0 4                  |  |                                 |                              |                                 |                              |                                 |                              |                                 |                              |                                 |                                  |                                    |                                  |
| Juan Marichal, R (1, 1)<br>OBP: 0.274, SLG: 0.250   |  |                                 | 0-0 SH1-4                    |                                 | 0-0 SH1-4<br>1B              |                                 | 0-0 4-3                      |                                  |                              | 0-0 SH2-4                       | 2 0 1 0 0 0 0                  |  |                                 |                              |                                 |                              |                                 |                              |                                 |                              |                                 |                                  |                                    |                                  |
| <b>Inning Stats</b>   | R: 0<br>E: 0<br>K: 1<br>S: 5   | H: 0<br>LOB: 0<br>BB: 0<br>P: 5 | R: 0<br>E: 0<br>K: 1<br>S: 6 | H: 2<br>LOB: 1<br>BB: 0<br>P: 6 | R: 0<br>E: 0<br>K: 0<br>S: 3 | H: 0<br>LOB: 1<br>BB: 1<br>P: 7 | R: 0<br>E: 0<br>K: 0<br>S: 4 | H: 2<br>LOB: 3<br>BB: 2<br>P: 12 | R: 0<br>E: 0<br>K: 0<br>S: 4 | H: 1<br>LOB: 1<br>BB: 0<br>P: 4 | R: 0<br>E: 0<br>K: 2<br>S: 7   |  | H: 0<br>LOB: 0<br>BB: 0<br>P: 7 | R: 0<br>E: 0<br>K: 0<br>S: 3 | H: 1<br>LOB: 0<br>BB: 0<br>P: 3 | R: 0<br>E: 0<br>K: 0<br>S: 3 | H: 0<br>LOB: 0<br>BB: 0<br>P: 3 | R: 0<br>E: 0<br>K: 1<br>S: 5 | H: 1<br>LOB: 1<br>BB: 1<br>P: 9 | R: 0<br>E: 0<br>K: 0<br>S: 3 | H: 0<br>LOB: 1<br>BB: 1<br>P: 7 | 1B: 6<br>2B: 1<br>3B: 0<br>HR: 0 | SF: 0<br>SAC: 3<br>DP: 0<br>HBP: 0 | WP: 0<br>PB: 0<br>SB: 0<br>CS: 2 |
| <b>PITCHER</b><br>Jerry Koosman, L (1, 1)<br>ERA: 3.15  | IP 10.0<br>WLS W<br>BF 38<br>H 7<br>R 0<br>ER 0<br>SO 5<br>BB 4<br>IBB 1<br>HBP 0<br>BLK 0<br>WP 0<br>HR 0<br>S 43<br>P 63<br>ERA 0.00<br>WHIP 1.100 |                                 |                              |                                 |                              |                                 |                              |                                  |                              |                                 |                                |  |                                 |                              |                                 |                              |                                 |                              |                                 |                              |                                 |                                  |                                    |                                  |

livebaseballscorecards.com

AB 30  
R 0  
H 7  
RBI 0  
BB 5  
SO 5  
LOB 17



BOTTOM

San Francisco Giants @ New York Mets  
Shea Stadium, Flushing, NY  
Fri Aug 24 1973, 7:05 PM EDT  
Att: 35,361 - Unknown

livebaseballscorecards.com

AB 33  
R 1  
H 9  
RBI 1  
BB 2  
SO 1  
LOB 15



WP: 0 PA: 38  
PB: 0  
SB: 0  
CS: 0

AB R H RBI BB SO LOB

|   |   |   |   |   |   |   |
|---|---|---|---|---|---|---|
| 4 | 0 | 1 | 0 | 0 | 1 | 3 |
| 5 | 0 | 3 | 1 | 0 | 0 | 2 |
| 3 | 0 | 0 | 0 | 0 | 0 | 2 |
| 3 | 0 | 0 | 0 | 1 | 0 | 0 |
| 4 | 0 | 1 | 0 | 0 | 0 | 2 |
| 3 | 0 | 0 | 0 | 1 | 0 | 0 |
| 4 | 0 | 3 | 0 | 0 | 0 | 2 |
| 0 | 0 | 0 | 0 | 0 | 0 | 0 |
| 0 | 0 | 0 | 0 | 0 | 0 | 0 |
| 4 | 0 | 0 | 0 | 0 | 0 | 3 |
| 2 | 0 | 0 | 0 | 0 | 0 | 1 |
| 1 | 1 | 1 | 0 | 0 | 0 | 0 |

1B: 9 SF: 0  
2B: 1 SAC: 3  
3B: 0 DP: 2  
HR: 0 HBP: 0

| Batter   | 1  | 2   | 3       | 4        | 5  | 6   | 7           | 8                | 9            | 10          |
|--|----|-----|---------|----------|----|-----|-------------|------------------|--------------|-------------|
| Willie Mays, R<br>OBP: 0.303, SLG: 0.366 (1, 8)    | L6 |     | K       |          | 1B |     | F2          |                  |              | SH1-4       |
| Felix Millan, R<br>OBP: 0.323, SLG: 0.348 (1, 4)   | F8 |     | F3      |          | 1B |     |             | L4-6 SH1-4<br>1B |              | 1B          |
| Rusty Staub, L<br>OBP: 0.350, SLG: 0.408 (1, 9)    | F9 |     |         | 6-3      | F7 |     |             | SH1-4            |              |             |
| John Milner, L<br>OBP: 0.333, SLG: 0.473 (1, 3)    |    | 5-3 |         | F9       |    | 3-1 |             | IBB              |              |             |
| Cleon Jones, R<br>OBP: 0.312, SLG: 0.369 (1, 7)    | P4 |     |         | BB<br>1B |    | 5-3 |             | L4-6             |              |             |
| Wayne Garrett, L<br>OBP: 0.331, SLG: 0.346 (1, 5)  | F8 |     |         | BB<br>1B |    | F8  |             |                  | P4           |             |
| Jerry Grote, R<br>OBP: 0.275, SLG: 0.310 (1, 2)    |    |     |         |          |    |     |             |                  |              |             |
| Bud Harrelson, S<br>OBP: 0.346, SLG: 0.309 (9, PR) |    |     |         |          |    |     |             |                  |              |             |
| Duffy Dyer, R<br>OBP: 0.247, SLG: 0.240 (10, 2)    |    |     | E<br>1B |          | G3 |     | SH1-3<br>1B |                  | G1-4-3<br>1B |             |
| Ted Martinez, R<br>OBP: 0.285, SLG: 0.279 (1, 6)   |    |     | L5      |          |    | 1-3 | F2          |                  | G1-4-3       |             |
| Jerry Koosman, R<br>OBP: 0.131, SLG: 0.133 (1, 1)  |    |     |         |          |    |     |             |                  |              |             |
| Ken Boswell, L<br>OBP: 0.262, SLG: 0.300 (10, PH)  |    |     | FC      |          |    | 6-3 | SH1-3       |                  |              | SH1-4<br>1B |

| Inning Stats  | 1   | 2   | 3   | 4   | 5   | 6   | 7   | 8   | 9   | 10  |
|---|---|---|---|---|---|---|---|---|---|---|
| R: 0 H: 0<br>E: 0 LOB: 0<br>K: 0 BB: 0<br>S: 3 P: 3 | R: 0 H: 0<br>E: 0 LOB: 0<br>K: 0 BB: 0<br>S: 3 P: 3 | R: 0 H: 1<br>E: 1 LOB: 2<br>K: 1 BB: 0<br>S: 7 P: 7 | R: 0 H: 1<br>E: 0 LOB: 2<br>K: 0 BB: 1<br>S: 4 P: 8 | R: 0 H: 2<br>E: 0 LOB: 2<br>K: 0 BB: 0<br>S: 5 P: 5 | R: 0 H: 0<br>E: 0 LOB: 0<br>K: 0 BB: 0<br>S: 3 P: 3 | R: 0 H: 1<br>E: 0 LOB: 1<br>K: 0 BB: 0<br>S: 4 P: 4 | R: 0 H: 1<br>E: 0 LOB: 1<br>K: 0 BB: 1<br>S: 3 P: 7 | R: 0 H: 1<br>E: 0 LOB: 1<br>K: 0 BB: 0<br>S: 3 P: 3 | R: 0 H: 2<br>E: 1 LOB: 1<br>K: 0 BB: 0<br>S: 3 P: 3 | R: 0 H: 2<br>E: 0 LOB: 1<br>K: 0 BB: 0<br>S: 3 P: 3 |

| PITCHER                              | IP  | WLS | BF | H | R | ER | SO | BB | IBB | HBP | BLK | WP | HR | S  | P  | ERA  | WHIP  |
|--------------------------------------|-----|-----|----|---|---|----|----|----|-----|-----|-----|----|----|----|----|------|-------|
| Juan Marichal, R<br>ERA: 3.64 (1, 1) | 9.1 | L   | 38 | 9 | 1 | 1  | 1  | 1  | 1   | 0   | 0   | 0  | 0  | 38 | 46 | 0.96 | 1.071 |

| Batter   | 1   | 2   | 3   | 4   | 5   | 6   | 7   | 8   | 9   | AB R H RBI BB SO LOB                                       | TOP                                     |                |   |
|--|---|---|---|---|---|---|---|---|---|--|---|----------------|---|
| Gary Matthews, R (1, 7)<br>OBP: 0.381, SLG: 0.467  | 0-0<br>SH1-3<br>1B                                    | 0-0<br>4-3  |   |   | 0-0<br>1B   |   | 0-3<br>K  |   | 4-0<br>BB   | 4 1 2 0 1 1 1  |   |                |   |
| Tito Fuentes, S (1, 4)<br>OBP: 0.316, SLG: 0.363   | 0-0<br>SH1-3<br>1-2                                   |   | 0-0<br>1-3  |   | 0-0<br>1B   |   | 1-0<br>FC5-4<br>HBP                                 |   | 0-0<br>F2   | 3 0 1 0 0 0 1  |   |                |   |
| Bobby Bonds, R (1, 9)<br>OBP: 0.391, SLG: 0.567  | 0-0<br>P6   |   | 0-0<br>6-3  |   | 0-0<br>F8   |   | 0-0<br>FC5-4<br>1-2f                                |   |   | 4 0 0 0 0 0 4  |   |                |   |
| Willie McCovey, L (1, 3)<br>OBP: 0.431, SLG: 0.539<br>Gary Thomasson, L (8, PR)<br>OBP: 0.342, SLG: 0.412 (8, 3) | 4-0<br>1B<br>IBB                                      |   | 0-0<br>F8   |   | 0-0<br>FC1-5<br>1B                                  |   | 0-0<br>E5<br>FC6-4                                  |   |   | 3 0 1 0 1 0 0<br>0 0 0 0 0 0 0                             |   |                |   |
| Garry Maddox, R (1, 8)<br>OBP: 0.347, SLG: 0.437   | 0-0<br>FC4-6<br>1-2<br>2-H<br>1B                      |   |   | 0-0<br>P3   |   | 0-0<br>FC1-5<br>1-2<br>1B                           |   | 0-0<br>F9   |   | 4 0 2 1 0 0 1  |   |                |   |
| Chris Speier, R (1, 6)<br>OBP: 0.339, SLG: 0.360   | 0-0<br>FC4-6<br>1-2f                                  |   | 0-0<br>F9   |   | 0-0<br>F9   |   | 0-0<br>FC1-5<br>1-2<br>2-3f                         |   | 0-0<br>FC6-4<br>1-2f                                | 4 0 0 0 0 0 5  |   |                |   |
| Mike Phillips, L (1, 5)<br>OBP: 0.279, SLG: 0.346  |   | 0-0<br>P5   |   | 0-0<br>F9   |   | 0-3<br>K  |   | 0-0<br>F7   |   | 4 0 0 0 0 1 3  |   |                |   |
| Dave Rader, L (1, 2)<br>OBP: 0.323, SLG: 0.325   |   | 0-0<br>G3   |   |   | 0-0<br>G3   |   | 0-0<br>F8   |   | 0-0<br>F7   | 4 0 0 0 0 0 2  |   |                |   |
| Tom Bradley, R (1, 1)<br>OBP: 0.231, SLG: 0.226  |   | 0-0<br>E1<br>1B                                     |   |   | 0-0<br>P3   |   | 0-0<br>P3   |   | 0-3<br>K  | 4 0 1 0 0 1 0  |   |                |   |
| <b>Inning Stats</b>  | R: 1 H: 2<br>E: 0 LOB: 2<br>K: 0 BB: 1<br>S: 5 P: 9   | R: 0 H: 1<br>E: 1 LOB: 1<br>K: 0 BB: 0<br>S: 4 P: 4 | R: 0 H: 0<br>E: 0 LOB: 0<br>K: 0 BB: 0<br>S: 3 P: 3 | R: 0 H: 0<br>E: 0 LOB: 0<br>K: 0 BB: 0<br>S: 3 P: 3 | R: 0 H: 2<br>E: 0 LOB: 2<br>K: 0 BB: 0<br>S: 5 P: 5 | R: 0 H: 2<br>E: 0 LOB: 2<br>K: 1 BB: 0<br>S: 7 P: 7 | R: 0 H: 0<br>E: 0 LOB: 1<br>K: 1 BB: 0<br>S: 5 P: 6 | R: 0 H: 0<br>E: 1 LOB: 1<br>K: 0 BB: 0<br>S: 4 P: 4 | R: 0 H: 0<br>E: 0 LOB: 1<br>K: 1 BB: 1<br>S: 5 P: 9 | 1B: 7 SF: 0<br>2B: 0 SAC: 1<br>3B: 0 DP: 0<br>HR: 0 HBP: 1 | WP: 0 PA: 38<br>PB: 0<br>SB: 0<br>CS: 0 |                |   |
| <b>PITCHER</b>   | IP WLS BF H R ER SO BB IBB HBP BLK WP HR S P ERA WHIP |   |   |   |   |   |   |   |   |  |   | <b>PITCHER</b> | IP WLS BF H R ER SO BB IBB HBP BLK WP HR S P ERA WHIP |
| Tom Seaver, R (1, 1)<br>ERA: 1.74  | 8.0 L 34 7 1 1 2 0 1 1 0 0 0 0 36 41 1.12 0.875       |   |   |   |   |   |   |   |   |  |   |                |   |
| Tug McGraw, L (9, 1)<br>ERA: 5.24  | 1.0 4 0 0 0 1 1 0 0 0 0 0 0 5 9 0.00 1.000            |   |   |   |   |   |   |   |   |  |   |                |   |

**San Francisco Giants @ New York Mets**  
 Shea Stadium, Flushing, NY  
 Sat Aug 25 1973, 3:33 AM EDT  
 Att: 38,221 - Unknown

|     |    |
|-----|----|
| AB  | 34 |
| R   | 1  |
| H   | 7  |
| RBI | 1  |
| BB  | 2  |
| SO  | 3  |
| LOB | 17 |



BOTTOM

San Francisco Giants @ New York Mets  
Shea Stadium, Flushing, NY  
Sat Aug 25 1973, 3:33 AM EDT  
Att. 38,221 - Unknown

livebaseballscorecards.com

|     |    |
|-----|----|
| AB  | 32 |
| R   | 0  |
| H   | 4  |
| RBI | 0  |
| BB  | 1  |
| SO  | 5  |
| LOB | 10 |



|     |   |     |    |
|-----|---|-----|----|
| WP: | 0 | PA: | 33 |
| PB: | 0 | SB: | 0  |
| CS: | 1 |     |    |

AB R H RBI BB SO LOB

|   |   |   |   |   |   |   |
|---|---|---|---|---|---|---|
| 4 | 0 | 0 | 0 | 0 | 1 | 1 |
| 4 | 0 | 2 | 0 | 0 | 0 | 0 |
| 4 | 0 | 1 | 0 | 0 | 0 | 2 |
| 4 | 0 | 0 | 0 | 0 | 1 | 3 |
| 4 | 0 | 1 | 0 | 0 | 0 | 1 |
| 3 | 0 | 0 | 0 | 1 | 1 | 1 |
| 2 | 0 | 0 | 0 | 0 | 0 | 0 |
| 1 | 0 | 0 | 0 | 0 | 0 | 1 |
| 2 | 0 | 0 | 0 | 0 | 1 | 0 |
| 1 | 0 | 0 | 0 | 0 | 1 | 1 |
| 0 | 0 | 0 | 0 | 0 | 0 | 0 |
| 2 | 0 | 0 | 0 | 0 | 0 | 0 |
| 1 | 0 | 0 | 0 | 0 | 0 | 0 |
| 0 | 0 | 0 | 0 | 0 | 0 | 0 |

| Batter  | 1          | 2          | 3          | 4                        | 5         | 6                         | 7               | 8          | 9               |
|---|------------|------------|------------|--------------------------|-----------|---------------------------|-----------------|------------|-----------------|
| Wayne Garrett, L (1, 5)<br>OBP: 0.328, SLG: 0.343 | 0-3<br>K   |            | 0-0<br>F7  |                          |           | 0-0<br>P5                 |                 | 0-0<br>F9  |                 |
| Felix Millan, R (1, 4)<br>OBP: 0.324, SLG: 0.351  | 0-0<br>5-3 |            |            | 0-0<br>F9<br>FC1-2<br>2B |           | 0-0<br>1B<br>1B           |                 | 0-0<br>E5  |                 |
| Rusty Staub, L (1, 9)<br>OBP: 0.349, SLG: 0.407   | 0-0<br>P6  |            |            | 0-0<br>F9<br>2-3         |           | 0-0<br>FC4-6<br>1-2<br>1B |                 | 0-0<br>5-3 |                 |
| John Milner, L (1, 3)<br>OBP: 0.330, SLG: 0.468   |            | 0-3<br>K   |            | 0-0<br>FC1-2             |           | 0-0<br>FC4-6<br>1-2f      |                 | 0-0<br>F9  |                 |
| Cleon Jones, R (1, 7)<br>OBP: 0.311, SLG: 0.367   |            | 0-0<br>1-3 |            | 0-0<br>1-3<br>3-H        |           |                           | 0-0<br>5-3      |            | 0-0<br>CS<br>1B |
| Jerry Grote, R (1, 2)<br>OBP: 0.275, SLG: 0.305   |            | 0-0<br>F7  |            |                          | 0-0<br>F9 |                           | 4-0<br>BB<br>BB |            | 0-3<br>K<br>1-2 |
| Don Hahn, R (1, 8)<br>OBP: 0.281, SLG: 0.318      |            |            | 0-0<br>5-3 |                          | 0-0<br>F7 |                           | 0-0<br>P4       |            |                 |
| Willie Mays, R (7, PH)<br>OBP: 0.301, SLG: 0.364  |            |            |            |                          |           |                           |                 |            |                 |
| Ted Martinez, R (1, 6)<br>OBP: 0.282, SLG: 0.276  |            |            | 0-0<br>F8  |                          | 0-3<br>K  |                           | 0-3<br>K        |            |                 |
| Ed Kranepool, L (7, PH)<br>OBP: 0.305, SLG: 0.323 |            |            |            |                          |           |                           |                 |            |                 |
| Bud Harrelson, S (8, 6)<br>OBP: 0.346, SLG: 0.309 |            |            |            |                          |           |                           |                 |            |                 |
| Tom Seaver, R (1, 1)<br>OBP: 0.225, SLG: 0.267    |            |            | 0-0<br>E5  |                          |           | 0-0<br>4-3                |                 | 0-0<br>4-3 |                 |
| Ken Boswell, L (8, PH)<br>OBP: 0.259, SLG: 0.297  |            |            |            |                          |           |                           |                 |            |                 |
| Tug McGraw, R (9, 1)<br>OBP: 0.071, SLG: 0.071    |            |            |            |                          |           |                           |                 |            |                 |

| Inning Stats | R: 0 | H: 0   | R: 0 | H: 0   | R: 0 | H: 1   | R: 0 | H: 0   | R: 0 | H: 2   | R: 0 | H: 0   | R: 0 | H: 0   | R: 0 | H: 1   | R: 0 | H: 0   |
|--------------|------|--------|------|--------|------|--------|------|--------|------|--------|------|--------|------|--------|------|--------|------|--------|
|              | E: 0 | LOB: 0 | E: 0 | LOB: 0 | E: 1 | LOB: 1 | E: 0 | LOB: 0 | E: 0 | LOB: 2 | E: 1 | LOB: 1 | E: 0 | LOB: 1 | E: 0 | LOB: 1 | E: 0 | LOB: 1 |
|              | K: 1 | BB: 0  | K: 1 | BB: 0  | K: 0 | BB: 0  | K: 1 | BB: 0  | K: 1 | BB: 1  | K: 0 | BB: 1  | K: 1 | BB: 1  | K: 0 | BB: 0  | K: 1 | BB: 0  |
|              | S: 5 | P: 5   | S: 5 | P: 5   | S: 4 | P: 4   | S: 4 | P: 5   | S: 5 | P: 5   | S: 5 | P: 9   | S: 4 | P: 4   | S: 5 | P: 5   | S: 5 | P: 5   |

| PITCHER                           | IP  | WLS | BF | H | R | ER | SO | BB | IBB | HBP | BLK | WP | HR | S  | P  | ERA  | WHIP  |
|-----------------------------------|-----|-----|----|---|---|----|----|----|-----|-----|-----|----|----|----|----|------|-------|
| Tom Bradley, R (1, 1)<br>ERA: 3.5 | 9.0 | W   | 33 | 4 | 0 | 0  | 5  | 1  | 0   | 0   | 0   | 0  | 0  | 42 | 46 | 0.00 | 0.556 |

| PITCHER | IP | WLS | BF | H | R | ER | SO | BB | IBB | HBP | BLK | WP | HR | S | P | ERA | WHIP |
|---------|----|-----|----|---|---|----|----|----|-----|-----|-----|----|----|---|---|-----|------|
|---------|----|-----|----|---|---|----|----|----|-----|-----|-----|----|----|---|---|-----|------|

| Batter   | 1   | 2                               | 3                            | 4                               | 5                            | 6                               | 7                            | 8                                | 9                            | AB R H RBI BB SO LOB            | TOP                          |                                 |                              |                                 |                              |                                 |                              |                                 |                                  |                                    |                                  |        |
|--|---|---------------------------------|------------------------------|---------------------------------|------------------------------|---------------------------------|------------------------------|----------------------------------|------------------------------|---------------------------------|------------------------------|---------------------------------|------------------------------|---------------------------------|------------------------------|---------------------------------|------------------------------|---------------------------------|----------------------------------|------------------------------------|----------------------------------|--------|
| Gary Matthews, R (1, 7)<br>OBP: 0.380, SLG: 0.464  | 0-0<br>6-3  |                                 | 0-0<br>FC5-4<br>1B           |                                 | 0-0<br>P3                    |                                 | 0-0<br>1-3                   |                                  | 0-0<br>G3                    | 5 0 1 0 0 0 3                   |                              |                                 |                              |                                 |                              |                                 |                              |                                 |                                  |                                    |                                  |        |
| Tito Fuentes, S (1, 4)<br>OBP: 0.314, SLG: 0.360   | 0-0<br>6-3  |                                 | 0-0<br>FC5-4                 |                                 | 0-0<br>F8                    |                                 | 0-3<br>K                     |                                  |                              | 4 0 0 0 0 1 2                   |                              |                                 |                              |                                 |                              |                                 |                              |                                 |                                  |                                    |                                  |        |
| Garry Maddox, R (1, 8)<br>OBP: 0.347, SLG: 0.435   | 0-0<br>5-3  |                                 |                              | 0-0<br>F8 BB<br>E<br>1B         | 0-0<br>FC5-4                 |                                 |                              | 0-0<br>6-3                       |                              | 4 1 1 0 0 0 1                   |                              |                                 |                              |                                 |                              |                                 |                              |                                 |                                  |                                    |                                  |        |
| Bobby Bonds, R (1, 9)<br>OBP: 0.390, SLG: 0.563    |   | 0-3<br>K                        |                              | 4-0<br>F8<br>1-2<br>E<br>BB     |                              | 0-0<br>F8                       |                              | 0-0<br>P6                        |                              | 3 1 0 0 1 1 0                   |                              |                                 |                              |                                 |                              |                                 |                              |                                 |                                  |                                    |                                  |        |
| Chris Speier, R (1, 6)<br>OBP: 0.336, SLG: 0.357   |   | 0-0<br>5-3                      |                              | 0-0<br>F8                       |                              | 0-0<br>F8                       |                              | 0-0<br>6-3                       |                              | 4 0 0 0 0 0 2                   |                              |                                 |                              |                                 |                              |                                 |                              |                                 |                                  |                                    |                                  |        |
| Gary Thomasson, L (1, 3)<br>OBP: 0.345, SLG: 0.414 |   | 0-0<br>5-3                      |                              | 0-0<br>4-3                      |                              | 0-0<br>HR<br>1B                 |                              |                                  | 0-0<br>2B<br>1B              | 4 1 2 0 0 0 2                   |                              |                                 |                              |                                 |                              |                                 |                              |                                 |                                  |                                    |                                  |        |
| Dave Kingman, R (1, 5)<br>OBP: 0.242, SLG: 0.405   |   |                                 | 0-3<br>K                     | 0-0<br>E7<br>1B                 |                              | 0-0<br>HR                       |                              | 0-3<br>K                         |                              | 4 1 2 4 0 2 1                   |                              |                                 |                              |                                 |                              |                                 |                              |                                 |                                  |                                    |                                  |        |
| Dave Rader, L (1, 2)<br>OBP: 0.324, SLG: 0.337     |   |                                 | 0-0<br>HR                    | 0-3<br>K                        |                              | 0-0<br>F8                       |                              | 0-0<br>2B                        |                              | 4 1 2 1 0 1 1                   |                              |                                 |                              |                                 |                              |                                 |                              |                                 |                                  |                                    |                                  |        |
| Ron Bryant, S (1, 1)<br>OBP: 0.227, SLG: 0.163     |   |                                 | 0-3<br>K                     |                                 | 0-0<br>FC5-4<br>1B           |                                 | 0-3<br>K                     |                                  | 0-0<br>5-3                   | 4 0 1 0 0 2 2                   |                              |                                 |                              |                                 |                              |                                 |                              |                                 |                                  |                                    |                                  |        |
| Elias Sosa, R (9, 1)<br>OBP: 0.182, SLG: 0.100     |   |                                 |                              |                                 |                              |                                 |                              |                                  |                              | 0 0 0 0 0 0 0                   |                              |                                 |                              |                                 |                              |                                 |                              |                                 |                                  |                                    |                                  |        |
| <b>Inning Stats</b>                                | R: 0<br>E: 0<br>K: 0<br>S: 3                          | H: 0<br>LOB: 0<br>BB: 0<br>P: 3 | R: 0<br>E: 0<br>K: 1<br>S: 5 | H: 0<br>LOB: 0<br>BB: 0<br>P: 5 | R: 1<br>E: 0<br>K: 2<br>S: 9 | H: 2<br>LOB: 1<br>BB: 0<br>P: 9 | R: 2<br>E: 1<br>K: 1<br>S: 7 | H: 2<br>LOB: 1<br>BB: 1<br>P: 11 | R: 0<br>E: 0<br>K: 0<br>S: 4 | H: 1<br>LOB: 1<br>BB: 0<br>P: 4 | R: 2<br>E: 0<br>K: 0<br>S: 5 | H: 2<br>LOB: 0<br>BB: 0<br>P: 5 | R: 0<br>E: 0<br>K: 2<br>S: 7 | H: 0<br>LOB: 0<br>BB: 0<br>P: 7 | R: 0<br>E: 0<br>K: 0<br>S: 3 | H: 0<br>LOB: 0<br>BB: 0<br>P: 3 | R: 0<br>E: 0<br>K: 1<br>S: 7 | H: 2<br>LOB: 2<br>BB: 0<br>P: 7 | 1B: 6<br>2B: 1<br>3B: 0<br>HR: 2 | SF: 0<br>SAC: 0<br>DP: 0<br>HBP: 0 | WP: 0<br>PB: 0<br>SB: 0<br>CS: 0 | PA: 37 |
| <b>PITCHER</b>                                     | IP WLS BF H R ER SO BB IBB HBP BLK WP HR S P ERA WHIP |                                 |                              |                                 |                              |                                 |                              |                                  |                              |                                 |                              |                                 |                              |                                 |                              |                                 |                              |                                 |                                  |                                    |                                  |        |
| Ray Sadecki, L (1, 1)<br>ERA: 3.57                 | 6.0 L 26 7 5 5 4 1 0 0 0 0 0 2 33 37 7.50 1.333       |                                 |                              |                                 |                              |                                 |                              |                                  |                              |                                 |                              |                                 |                              |                                 |                              |                                 |                              |                                 |                                  |                                    |                                  |        |
| Buzz Capra, R (7, 1)<br>ERA: 3.78                  | 1.0 3 0 0 0 2 0 0 0 0 0 0 0 7 7 0.00 0.000            |                                 |                              |                                 |                              |                                 |                              |                                  |                              |                                 |                              |                                 |                              |                                 |                              |                                 |                              |                                 |                                  |                                    |                                  |        |
| Jim McAndrew, R (8, 1)<br>ERA: 5.54                | 2.0 8 2 0 0 1 0 0 0 0 0 0 0 10 10 0.00 1.000          |                                 |                              |                                 |                              |                                 |                              |                                  |                              |                                 |                              |                                 |                              |                                 |                              |                                 |                              |                                 |                                  |                                    |                                  |        |


**San Francisco Giants @ New York Mets**  
 Shea Stadium, Flushing, NY  
 Sun Aug 26 1973, 3:33 AM EDT  
 Att: 35,210 - Unknown

|     |    |
|-----|----|
| AB  | 36 |
| R   | 5  |
| H   | 9  |
| RBI | 5  |
| BB  | 1  |
| SO  | 7  |
| LOB | 14 |







| Batter  | 1   | 2                               | 3                            | 4                               | 5                            | 6                               | 7                            | 8                                 | 9                            | AB R H RBI BB SO LOB            | TOP   |                                 |                              |                                 |                              |                                  |                              |                                 |                                  |                                    |                                  |        |
|---|---|---------------------------------|------------------------------|---------------------------------|------------------------------|---------------------------------|------------------------------|-----------------------------------|------------------------------|---------------------------------|---|---------------------------------|------------------------------|---------------------------------|------------------------------|----------------------------------|------------------------------|---------------------------------|----------------------------------|------------------------------------|----------------------------------|--------|
| Jerry Morales, R (1, 8)<br>OBP: 0.339, SLG: 0.428           | 0-3<br>K  |                                 | 0-0<br>5-3                   |                                 | 0-0<br>F3                    |                                 |                              | 4-0<br>BB<br>BB<br>BB<br>2B<br>BB |                              | 3 1 0 0 1 1 1                   | <p><b>San Diego Padres @ New York Mets</b><br/>Shea Stadium, Flushing, NY</p> <p>Mon Aug 27 1973, 7:05 PM EDT<br/>Att: 14,790 - Unknown</p> <p>livebaseballscorecards.com</p> |                                 |                              |                                 |                              |                                  |                              |                                 |                                  |                                    |                                  |        |
| Derrel Thomas, S (1, 4)<br>OBP: 0.303, SLG: 0.259<br>(5, 6) | 0-0<br>F9   |                                 | 0-0<br>L8                    |                                 |                              | 0-3<br>K                        |                              | 0-0<br>F7                         |                              | 4 0 0 0 0 1 1                   |   |                                 |                              |                                 |                              |                                  |                              |                                 |                                  |                                    |                                  |        |
| Dave Roberts, R (1, 5)<br>OBP: 0.311, SLG: 0.464            | 0-3<br>K  |                                 |                              | 0-0<br>F3                       |                              | 0-0<br>HR                       |                              | 0-0<br>2B<br>1B                   |                              | 4 2 2 1 0 1 0                   |   |                                 |                              |                                 |                              |                                  |                              |                                 |                                  |                                    |                                  |        |
| Nate Colbert, R (1, 3)<br>OBP: 0.332, SLG: 0.422            |   | 0-0<br>F3                       |                              | 0-3<br>K                        |                              | 0-0<br>1B<br>1B                 |                              | 0-0<br>1-H<br>2-H<br>2B           |                              | 4 0 2 2 0 1 0                   |   |                                 |                              |                                 |                              |                                  |                              |                                 |                                  |                                    |                                  |        |
| Cito Gaston, R (1, 9)<br>OBP: 0.297, SLG: 0.414             |   | 0-0<br>F3                       |                              | 0-0<br>HR                       |                              | 0-0<br>G5-4-3<br>1B             |                              | 0-3<br>K                          |                              | 4 1 2 1 0 1 1                   |   |                                 |                              |                                 |                              |                                  |                              |                                 |                                  |                                    |                                  |        |
| Fred Kendall, R (1, 2)<br>OBP: 0.305, SLG: 0.391            |   | 0-0<br>HR                       |                              | 0-0<br>F7                       |                              | 0-0<br>G5-4-3<br>1-2f           |                              | 0-0<br>5-3                        |                              | 4 1 1 1 0 0 3                   |   |                                 |                              |                                 |                              |                                  |                              |                                 |                                  |                                    |                                  |        |
| Dave Winfield, R (1, 7)<br>OBP: 0.323, SLG: 0.411           |   | 0-0<br>FC6-4<br>1B              |                              | 0-0<br>6-3                      |                              | 0-0<br>F7                       |                              | 0-3<br>K                          |                              | 4 0 1 0 0 1 0                   |   |                                 |                              |                                 |                              |                                  |                              |                                 |                                  |                                    |                                  |        |
| Enzo Hernandez, R (1, 6)<br>OBP: 0.280, SLG: 0.245          |   | 0-0<br>FC6-4                    |                              | 0-0<br>FC1-6<br>1B              |                              | 0-0<br>1-3                      |                              | 0-3<br>K                          |                              | 2 0 1 0 0 0 1                   |   |                                 |                              |                                 |                              |                                  |                              |                                 |                                  |                                    |                                  |        |
| Rich Morales, R (5, 4)<br>OBP: 0.227, SLG: 0.188            |   | 1-2f                            |                              | 0-0<br>6-3                      |                              | 0-0<br>FC1-6<br>1-2f            |                              | 0-3<br>K                          |                              | 2 0 0 0 0 1 0                   |   |                                 |                              |                                 |                              |                                  |                              |                                 |                                  |                                    |                                  |        |
| Steve Arlin, R (1, 1)<br>OBP: 0.218, SLG: 0.176             |   |                                 | 0-0<br>6-3                   |                                 | 0-0<br>FC1-6                 |                                 | 0-0<br>1-3                   |                                   | 0-3<br>K                     | 3 0 0 0 0 0 1                   | <p>AB 35<br/>R 5<br/>H 9<br/>RBI 5<br/>BB 1<br/>SO 8<br/>LOB 8</p>                       |                                 |                              |                                 |                              |                                  |                              |                                 |                                  |                                    |                                  |        |
| Mike Caldwell, R (7, 1)<br>OBP: 0.171, SLG: 0.147           |   |                                 |                              |                                 |                              |                                 |                              |                                   |                              | 0 0 0 0 0 0 0                   |   |                                 |                              |                                 |                              |                                  |                              |                                 |                                  |                                    |                                  |        |
| Ivan Murrell, R (9, PH)<br>OBP: 0.200, SLG: 0.352           |   |                                 |                              |                                 |                              |                                 |                              |                                   |                              | 1 0 0 0 0 1 0                   |   |                                 |                              |                                 |                              |                                  |                              |                                 |                                  |                                    |                                  |        |
| <b>Inning Stats</b>   | R: 0<br>E: 0<br>K: 2<br>S: 7                          | H: 0<br>LOB: 0<br>BB: 0<br>P: 7 | R: 1<br>E: 0<br>K: 0<br>S: 5 | H: 2<br>LOB: 1<br>BB: 0<br>P: 5 | R: 0<br>E: 0<br>K: 0<br>S: 3 | H: 0<br>LOB: 0<br>BB: 0<br>P: 3 | R: 1<br>E: 0<br>K: 1<br>S: 6 | H: 1<br>LOB: 0<br>BB: 0<br>P: 6   | R: 0<br>E: 0<br>K: 0<br>S: 4 | H: 1<br>LOB: 1<br>BB: 0<br>P: 4 | R: 1<br>E: 0<br>K: 1<br>S: 7  | H: 3<br>LOB: 1<br>BB: 0<br>P: 7 | R: 0<br>E: 0<br>K: 0<br>S: 3 | H: 0<br>LOB: 0<br>BB: 0<br>P: 3 | R: 2<br>E: 0<br>K: 1<br>S: 7 | H: 2<br>LOB: 1<br>BB: 1<br>P: 11 | R: 0<br>E: 0<br>K: 3<br>S: 9 | H: 0<br>LOB: 0<br>BB: 0<br>P: 9 | 1B: 5<br>2B: 1<br>3B: 0<br>HR: 3 | SF: 0<br>SAC: 0<br>DP: 1<br>HBP: 0 | WP: 0<br>PB: 0<br>SB: 0<br>CS: 0 | PA: 36 |
| <b>PITCHER</b>  | IP WLS BF H R ER SO BB IBB HBP BLK WP HR S P ERA WHIP |                                 |                              |                                 |                              |                                 |                              |                                   |                              |                                 |   |                                 |                              |                                 |                              |                                  |                              |                                 |                                  |                                    |                                  |        |
| George Stone, L (1, 1)<br>ERA: 2.96                         | 7.0 W 27 7 3 3 4 0 0 0 0 0 3 35 35 3.86 1.000         |                                 |                              |                                 |                              |                                 |                              |                                   |                              |                                 |   |                                 |                              |                                 |                              |                                  |                              |                                 |                                  |                                    |                                  |        |
| Harry Parker, R (8, 1)<br>ERA: 3.74                         | 0.1 4 2 2 2 0 1 0 0 0 0 0 3 7 54.00 9.000             |                                 |                              |                                 |                              |                                 |                              |                                   |                              |                                 |   |                                 |                              |                                 |                              |                                  |                              |                                 |                                  |                                    |                                  |        |
| Tug McGraw, L (8, 1)<br>ERA: 5.14                           | 1.2 S 5 0 0 0 4 0 0 0 0 0 0 0 13 13 0.00 0.000        |                                 |                              |                                 |                              |                                 |                              |                                   |                              |                                 |   |                                 |                              |                                 |                              |                                  |                              |                                 |                                  |                                    |                                  |        |

| Batter   | 1                       | 2          | 3          | 4                       | 5                              | 6          | 7                                 | 8                   | 9 |
|--|-------------------------|------------|------------|-------------------------|--------------------------------|------------|-----------------------------------|---------------------|---|
| Wayne Garrett, L (1, 5)<br>OBP: 0.333, SLG: 0.349  | 0-0<br>6-3<br>5-3<br>1B |            | 0-0<br>F7  |                         | 4-0<br>1-2<br>HR<br>1B<br>BB   | 0-0<br>2B  |                                   | 0-0<br>SH5-4<br>1B  |   |
| Felix Millan, R (1, 4)<br>OBP: 0.326, SLG: 0.352   | 0-0<br>5-3<br>1-2       |            | 0-0<br>5-3 |                         | 0-0<br>1-2<br>2-3<br>HR<br>1B  | 0-0<br>F7  |                                   | 0-0<br>SH5-4<br>1-2 |   |
| Rusty Staub, L (1, 9)<br>OBP: 0.349, SLG: 0.409    | 0-0<br>6-3<br>2-3       |            |            | 0-0<br>P6               | 0-0<br>1-H<br>2-H<br>3-H<br>HR | 4-0<br>IBB |                                   | 4-0<br>BB           |   |
| Cleon Jones, R (1, 7)<br>OBP: 0.311, SLG: 0.365    | 0-3<br>K                |            |            | 0-0<br>BB<br>1B         | 0-0<br>6-3                     | 0-3<br>K   |                                   | 0-3<br>K            |   |
| Ed Kranepool, L (1, 3)<br>OBP: 0.303, SLG: 0.321   |                         | 0-0<br>4-3 |            | 0-0<br>F7               | 0-0<br>F6                      |            | 0-0<br>SH1-4<br>1B                | 0-3<br>K            |   |
| Jerry Grote, R (1, 2)<br>OBP: 0.286, SLG: 0.311    |                         | 0-0<br>L7  |            | 4-0<br>BB<br>1B         | 0-0<br>1B<br>1B                |            | 0-0<br>SH1-4<br>1-2               |                     |   |
| Don Hahn, R (1, 8)<br>OBP: 0.295, SLG: 0.331       |                         | 0-0<br>1B  |            | 0-0<br>1-2<br>2-H<br>1B | 0-0<br>1-3<br>1B               |            | 0-0<br>1B<br>1B                   |                     |   |
| Bud Harrelson, S (1, 6)<br>OBP: 0.339, SLG: 0.303  |                         | 0-0<br>2-3 |            | 0-3<br>K                | 0-3<br>K                       |            | 0-0<br>G6-4-3<br>1-2<br>2-H<br>1B |                     |   |
| George Stone, L (1, 1)<br>OBP: 0.289, SLG: 0.289   |                         |            | 0-0<br>F8  |                         | 0-1<br>CI<br>1B<br>BB<br>HR    | 0-0<br>1-3 | 0-0<br>G6-4-3<br>1-2<br>1B        |                     |   |
| Jim Beauchamp, R (7, PH)<br>OBP: 0.333, SLG: 0.316 |                         |            |            |                         |                                |            |                                   |                     |   |
| Harry Parker, R (8, 1)<br>OBP: 0.150, SLG: 0.150   |                         |            |            |                         |                                |            |                                   |                     |   |
| Tug McGraw, R (8, 1)<br>OBP: 0.071, SLG: 0.071     |                         |            |            |                         |                                |            |                                   |                     |   |

| Inning Stats | R: 0 | H: 1 | E: 0 | K: 1 | S: 6  | LOB: 1 | BB: 0 | P: 6  |
|--------------|------|------|------|------|-------|--------|-------|-------|
|              | R: 0 | H: 1 | E: 0 | K: 0 | S: 4  | LOB: 1 | BB: 0 | P: 4  |
|              | R: 0 | H: 0 | E: 0 | K: 0 | S: 3  | LOB: 0 | BB: 0 | P: 3  |
|              | R: 1 | H: 2 | E: 0 | K: 1 | S: 7  | LOB: 2 | BB: 1 | P: 11 |
|              | R: 4 | H: 4 | E: 1 | K: 1 | S: 10 | LOB: 2 | BB: 1 | P: 14 |
|              | R: 0 | H: 1 | E: 0 | K: 1 | S: 6  | LOB: 2 | BB: 1 | P: 10 |
|              | R: 1 | H: 3 | E: 0 | K: 0 | S: 5  | LOB: 1 | BB: 0 | P: 5  |
|              | R: 0 | H: 1 | E: 0 | K: 2 | S: 8  | LOB: 2 | BB: 1 | P: 12 |

| PITCHER                              | IP  | WLS | BF | H  | R | ER | SO | BB | IBB | HBP | BLK | WP | HR | S  | P  | ERA  | WHIP  |
|--------------------------------------|-----|-----|----|----|---|----|----|----|-----|-----|-----|----|----|----|----|------|-------|
| Steve Arlin, R (1, 1)<br>ERA: 4.86   | 6.1 | L   | 34 | 11 | 6 | 5  | 4  | 2  | 1   | 0   | 0   | 0  | 1  | 39 | 51 | 7.11 | 2.053 |
| Mike Caldwell, L (7, 1)<br>ERA: 3.85 | 1.2 |     | 7  | 2  | 0 | 0  | 2  | 1  | 0   | 0   | 0   | 0  | 0  | 10 | 14 | 0.00 | 1.800 |

**BOTTOM**

**San Diego Padres @ New York Mets**  
Shea Stadium, Flushing, NY

Mon Aug 27 1973, 7:05 PM EDT  
Att. 14,790 - Unknown

| AB | R | H | RBI | BB | SO | LOB |
|----|---|---|-----|----|----|-----|
| 4  | 1 | 3 | 0   | 1  | 0  | 0   |
| 4  | 1 | 1 | 0   | 0  | 0  | 2   |
| 3  | 1 | 1 | 4   | 2  | 0  | 1   |
| 5  | 1 | 1 | 0   | 0  | 3  | 5   |
| 5  | 1 | 1 | 0   | 0  | 1  | 3   |
| 2  | 0 | 1 | 0   | 1  | 0  | 0   |
| 4  | 0 | 4 | 1   | 0  | 0  | 0   |
| 4  | 0 | 1 | 1   | 0  | 2  | 5   |
| 2  | 1 | 0 | 0   | 0  | 0  | 0   |
| 1  | 0 | 0 | 0   | 0  | 0  | 2   |
| 0  | 0 | 0 | 0   | 0  | 0  | 0   |
| 0  | 0 | 0 | 0   | 0  | 0  | 0   |

| AB  | 34 |
|-----|----|
| R   | 6  |
| H   | 13 |
| RBI | 6  |
| BB  | 4  |
| SO  | 6  |
| LOB | 18 |



| 1B | 2B | 3B | HR | SF | SAC | DP | HBP | WP | PA |
|----|----|----|----|----|-----|----|-----|----|----|
| 11 | 1  | 0  | 1  | 0  | 2   | 1  | 0   | 0  | 41 |

| WP | HR | S | P | ERA  | WHIP  |
|----|----|---|---|------|-------|
| 0  | 1  | 5 | 5 | 7.11 | 2.053 |

| Batter  | 1   | 2                               | 3                            | 4                                | 5                            | 6                               | 7                            | 8                               | 9                            | AB R H RBI BB SO LOB            | TOP   |                                 |                              |                                  |                              |                                 |                              |                                 |                                  |                                    |                                  |        |
|---|---|---------------------------------|------------------------------|----------------------------------|------------------------------|---------------------------------|------------------------------|---------------------------------|------------------------------|---------------------------------|---|---------------------------------|------------------------------|----------------------------------|------------------------------|---------------------------------|------------------------------|---------------------------------|----------------------------------|------------------------------------|----------------------------------|--------|
| Jerry Morales, R<br>OBP: 0.337, SLG: 0.434<br>(1, 8)          | 0-0<br>HR   | 0-0<br>6-3                      |                              | 0-0<br>FC5<br>2-3f               |                              | 0-0<br>FC5<br>3-Hf              |                              | 0-0<br>4-3                      |                              | 5 1 1 1 0 0 7                   |   |                                 |                              |                                  |                              |                                 |                              |                                 |                                  |                                    |                                  |        |
| Derrel Thomas, S<br>OBP: 0.302, SLG: 0.258<br>(1, 6)          | 0-0<br>F7 1B<br>SF9 1B                                | 0-3<br>K                        |                              |                                  | 0-0<br>6-3                   |                                 | 0-0<br>F8                    | 0-0<br>F9                       |                              | 5 1 1 0 0 1 2                   |   |                                 |                              |                                  |                              |                                 |                              |                                 |                                  |                                    |                                  |        |
| Dave Roberts, R<br>OBP: 0.310, SLG: 0.460<br>(1, 5)<br>(8, 4) | 0-0<br>1-2<br>S<br>1B                                 |                                 | 0-0<br>2-3                   |                                  | 0-0<br>F8                    |                                 | 0-3<br>K                     |                                 | 0-3<br>K                     | 5 0 1 0 0 2 0                   |   |                                 |                              |                                  |                              |                                 |                              |                                 |                                  |                                    |                                  |        |
| Nate Colbert, R<br>OBP: 0.333, SLG: 0.428<br>(1, 3)           | 0-0<br>F7<br>2-3                                      |                                 | 0-0<br>P4                    |                                  | 0-0<br>F5                    |                                 | 4-0<br>BB                    |                                 | 0-0<br>HR                    | 4 1 1 1 1 0 2                   |   |                                 |                              |                                  |                              |                                 |                              |                                 |                                  |                                    |                                  |        |
| Cito Gaston, R<br>OBP: 0.296, SLG: 0.413<br>(1, 9)            | 0-0<br>SF9<br>1-2<br>3-H                              |                                 | 0-0<br>1-6-3                 |                                  | 0-0<br>E<br>FC5-2<br>1B      |                                 | 0-3<br>K                     |                                 | 0-3<br>K                     | 4 0 1 1 0 2 1                   |   |                                 |                              |                                  |                              |                                 |                              |                                 |                                  |                                    |                                  |        |
| Fred Kendall, R<br>OBP: 0.306, SLG: 0.391<br>(1, 2)           | 0-0<br>F8   |                                 |                              | 0-0<br>FC5<br>1B<br>1B           |                              | 0-0<br>F7                       |                              | 0-0<br>BB<br>3B<br>1B           | 0-0<br>6-3                   | 5 1 2 0 0 0 2                   |   |                                 |                              |                                  |                              |                                 |                              |                                 |                                  |                                    |                                  |        |
| Dave Winfield, R<br>OBP: 0.340, SLG: 0.430<br>(1, 7)          |   | 0-0<br>SH1-4<br>2B              |                              | 0-0<br>P4                        |                              | 0-0<br>E8<br>FC5-2<br>FC5<br>1B |                              | 4-0<br>BB<br>3B<br>BB           |                              | 3 1 2 0 1 0 1                   | AB 36<br>R 6<br>H 11<br>RBI 6<br>BB 4<br>SO 6<br>LOB 20 |                                 |                              |                                  |                              |                                 |                              |                                 |                                  |                                    |                                  |        |
| Rich Morales, R<br>OBP: 0.237, SLG: 0.192<br>(1, 4)           |   | 4-0<br>SH1-4<br>BB              |                              | 0-0<br>1-2<br>1B                 |                              | 4-0<br>FC5-2<br>IBB             |                              | 0-0<br>1-H<br>2-H<br>6-3<br>3B  |                              | 1 0 1 0 2 0 0<br>1 1 1 2 0 0 0  |   |                                 |                              |                                  |                              |                                 |                              |                                 |                                  |                                    |                                  |        |
| Johnny Grubb, L<br>OBP: 0.364, SLG: 0.431<br>(8, 5)           |   |                                 |                              | 0-0<br>1-2<br>1B                 |                              |                                 |                              |                                 |                              |                                 |   |                                 |                              |                                  |                              |                                 |                              |                                 |                                  |                                    |                                  |        |
| Clay Kirby, R<br>OBP: 0.111, SLG: 0.133<br>(1, 1)             |   | 0-0<br>SH1-4                    |                              | 0-3<br>K                         |                              | 0-0<br>FC5-2                    |                              | 0-0<br>6-3                      |                              | 2 0 0 0 0 1 5                   |   |                                 |                              |                                  |                              |                                 |                              |                                 |                                  |                                    |                                  |        |
| Mike Caldwell, R<br>OBP: 0.171, SLG: 0.147<br>(6, 1)          |   |                                 |                              |                                  |                              |                                 |                              |                                 |                              | 0 0 0 0 0 0 0                   |   |                                 |                              |                                  |                              |                                 |                              |                                 |                                  |                                    |                                  |        |
| Gary Ross, R<br>(7, 1)  |   |                                 |                              |                                  |                              |                                 |                              |                                 |                              | 0 0 0 0 0 0 0                   |   |                                 |                              |                                  |                              |                                 |                              |                                 |                                  |                                    |                                  |        |
| Leron Lee, L<br>OBP: 0.303, SLG: 0.305<br>(8, PH)             |   | 1-2<br>2-3                      |                              |                                  |                              | 1-2<br>2-3<br>3-Hf              |                              |                                 |                              | 1 0 0 1 0 0 0                   |   |                                 |                              |                                  |                              |                                 |                              |                                 |                                  |                                    |                                  |        |
| Frank Snook, R<br>(8, 1)                                      |   |                                 |                              |                                  |                              |                                 |                              |                                 |                              | 0 0 0 0 0 0 0                   |   |                                 |                              |                                  |                              |                                 |                              |                                 |                                  |                                    |                                  |        |
| <b>Inning Stats</b>   | R: 2<br>E: 0<br>K: 0<br>S: 6                          | H: 3<br>LOB: 1<br>BB: 0<br>P: 6 | R: 0<br>E: 0<br>K: 1<br>S: 6 | H: 1<br>LOB: 2<br>BB: 1<br>P: 10 | R: 0<br>E: 0<br>K: 0<br>S: 3 | H: 0<br>LOB: 0<br>BB: 0<br>P: 3 | R: 0<br>E: 0<br>K: 1<br>S: 7 | H: 2<br>LOB: 2<br>BB: 0<br>P: 7 | R: 0<br>E: 0<br>K: 0<br>S: 3 | H: 0<br>LOB: 0<br>BB: 0<br>P: 3 | R: 0<br>E: 1<br>K: 0<br>S: 5                            | H: 2<br>LOB: 3<br>BB: 1<br>P: 9 | R: 0<br>E: 0<br>K: 2<br>S: 7 | H: 0<br>LOB: 1<br>BB: 1<br>P: 11 | R: 3<br>E: 0<br>K: 0<br>S: 5 | H: 2<br>LOB: 0<br>BB: 1<br>P: 9 | R: 1<br>E: 0<br>K: 2<br>S: 8 | H: 1<br>LOB: 0<br>BB: 0<br>P: 8 | 1B: 7<br>2B: 1<br>3B: 1<br>HR: 2 | SF: 1<br>SAC: 1<br>DP: 0<br>HBP: 0 | WP: 0<br>PB: 0<br>SB: 1<br>CS: 0 | PA: 42 |
| <b>PITCHER</b>  | IP WLS BF H R ER SO BB IBB HBP BLK WP HR S P ERA WHIP |                                 |                              |                                  |                              |                                 |                              |                                 |                              |                                 |   |                                 |                              |                                  |                              |                                 |                              |                                 |                                  |                                    |                                  |        |
| Jon Mattack, L<br>ERA: 3.35<br>(1, 1)                         | 7.0 W 34 9 4 4 4 3 1 0 0 0 0 1 38 54 5.14 1.714       |                                 |                              |                                  |                              |                                 |                              |                                 |                              |                                 |   |                                 |                              |                                  |                              |                                 |                              |                                 |                                  |                                    |                                  |        |
| Harry Parker, R<br>ERA: 3.81<br>(8, 1)                        | 1.0 4 1 1 1 0 0 0 0 0 0 0 0 4 4 9.00 1.000            |                                 |                              |                                  |                              |                                 |                              |                                 |                              |                                 |   |                                 |                              |                                  |                              |                                 |                              |                                 |                                  |                                    |                                  |        |
| Tug McGraw, L<br>ERA: 5.18<br>(9, 1)                          | 1.0 S 4 1 1 1 2 0 0 0 0 0 0 1 8 8 9.00 1.000          |                                 |                              |                                  |                              |                                 |                              |                                 |                              |                                 |   |                                 |                              |                                  |                              |                                 |                              |                                 |                                  |                                    |                                  |        |

San Diego Padres @ New York Mets  
Shea Stadium, Flushing, NY  
Tue Aug 28 1973, 7:05 PM EDT  
Att: 16,801 - Unknown

livebaseballscorecards.com



| Batter  | 1            | 2            | 3            | 4         | 5       | 6               | 7               | 8 | 9 | AB | R | H | RBI | BB | SO | LOB |
|---|--------------|--------------|--------------|-----------|---------|-----------------|-----------------|---|---|----|---|---|-----|----|----|-----|
| Wayne Garrett, L (1, 5)<br>OBP: 0.334, SLG: 0.360 | 0-0 F8       | 0-0 L4       |              | 0-0 2B    |         | 0-0 HR          | 0-0 F7          |   |   | 5  | 1 | 2 | 1   | 0  | 0  | 1   |
| Felix Millan, R (1, 4)<br>OBP: 0.327, SLG: 0.351  | 4-0 1B PB BB |              | 0-0 5-3      | 0-0 F9    |         | 0-0 1B 1B       | 0-0 6-3         |   |   | 4  | 2 | 1 | 0   | 1  | 0  | 2   |
| Rusty Staub, L (1, 9)<br>OBP: 0.351, SLG: 0.410   | 0-0 6-3      |              | 0-0 BB 1B    | 4-0 IBB   |         | 0-0 FC4-6 1B 1B | 0-0 6-3         |   |   | 4  | 2 | 2 | 0   | 1  | 0  | 1   |
| Cleon Jones, R (1, 7)<br>OBP: 0.313, SLG: 0.366   | 0-0 1B 1B    |              | 0-0 F8       | 0-0 P4    |         | 0-0 FC4-6 1B    | 0-0 F9          |   |   | 5  | 0 | 2 | 1   | 0  | 0  | 4   |
| Ed Kranepool, L (1, 3)<br>OBP: 0.309, SLG: 0.321  | 0-0 1B       |              | 4-0 1B BB    |           | 0-0 G3  | 0-0 FC4-6 1B 1B | 0-0 1B FC5-4 BB |   |   | 3  | 2 | 1 | 1   | 2  | 0  | 2   |
| Ron Hodges, L (1, 2)<br>OBP: 0.290, SLG: 0.283    | 0-0 4-3      |              | 0-0 FC5-4 1B |           | 4-0 BB  | 0-0 1B E 1B     | 0-0 FC5-4 1B    |   |   | 4  | 1 | 3 | 2   | 1  | 0  | 2   |
| Tug McGraw, R (9, 1)<br>OBP: 0.071, SLG: 0.071    |              |              | 1-3 2-H      |           |         | 1-2 3-H         |                 |   |   | 0  | 0 | 0 | 0   | 0  | 0  | 0   |
| Don Hahn, R (1, 8)<br>OBP: 0.293, SLG: 0.328      |              | 0-0 P6       | 0-0 FC5-4    |           | 0-3 K   | 0-0 E 1B        | 0-0 FC5-4       |   |   | 5  | 0 | 1 | 2   | 0  | 1  | 4   |
| Bud Harrelson, S (1, 6)<br>OBP: 0.337, SLG: 0.298 |              | 4-0 FC1-6 BB |              | 0-3 K     | 0-0 1-3 | 0-0 E5          | 0-0 1-3         |   |   | 4  | 0 | 0 | 0   | 1  | 1  | 3   |
| Jon Mattack, L (1, 1)<br>OBP: 0.266, SLG: 0.130   |              | 0-0 FC1-6    |              | 0-0 2B 1B |         | 4-3             |                 |   |   | 4  | 0 | 1 | 0   | 0  | 1  | 3   |
| Harry Parker, R (8, 1)<br>OBP: 0.150, SLG: 0.150  |              |              |              |           |         |                 |                 |   |   | 0  | 0 | 0 | 0   | 0  | 0  | 0   |
| Jerry Grote, R (9, 2)<br>OBP: 0.286, SLG: 0.311   |              |              |              |           |         |                 |                 |   |   | 0  | 0 | 0 | 0   | 0  | 0  | 0   |

| Inning Stats | R: 1   | H: 2  | E: 0 | K: 0   | S: 5  | R: 0 | H: 0   | E: 0  | K: 0 | S: 3   | R: 0  | H: 2  | E: 0   | K: 0  | S: 5 | R: 0   | H: 2  | E: 0  | K: 1   | S: 7  | R: 0 | H: 0   | E: 0  | K: 1 | S: 5   | R: 5  | H: 6 | E: 1   | K: 1  | S: 12 | R: 0   | H: 0   | E: 0  | K: 0   | S: 3   | R: 1  | H: 1  | E: 0  | K: 0  | S: 4 |
|--------------|--------|-------|------|--------|-------|------|--------|-------|------|--------|-------|-------|--------|-------|------|--------|-------|-------|--------|-------|------|--------|-------|------|--------|-------|------|--------|-------|-------|--------|--------|-------|--------|--------|-------|-------|-------|-------|------|
|              | LOB: 2 | BB: 1 | P: 9 | LOB: 1 | BB: 1 | P: 7 | LOB: 2 | BB: 1 | P: 9 | LOB: 3 | BB: 1 | P: 11 | LOB: 1 | BB: 1 | P: 9 | LOB: 2 | BB: 0 | P: 12 | LOB: 0 | BB: 0 | P: 3 | LOB: 1 | BB: 1 | P: 8 | LOB: 0 | BB: 0 | P: 3 | LOB: 1 | BB: 1 | P: 8  | LOB: 0 | SAC: 0 | DP: 0 | HBP: 0 | 1B: 11 | SF: 0 | 2B: 1 | 3B: 0 | HR: 1 |      |

**BOTTOM**

**San Diego Padres @ New York Mets**  
 Shea Stadium, Flushing, NY  
 Tue Aug 28 1973, 7:05 PM EDT  
 Att. 16,801 - Unknown

|     |    |
|-----|----|
| AB  | 38 |
| R   | 8  |
| H   | 13 |
| RBI | 7  |
| BB  | 6  |
| SO  | 3  |
| LOB | 22 |

WP: 0 PA: 44  
 PB: 1 SB: 0  
 CS: 0



| PITCHER                              | IP  | WLS | BF | H  | R | ER | SO | BB | IBB | HBP | BLK | WP | HR | S  | P  | ERA  | WHIP  |
|--------------------------------------|-----|-----|----|----|---|----|----|----|-----|-----|-----|----|----|----|----|------|-------|
| Clay Kirby, R (1, 1)<br>ERA: 4.67    | 5.1 | L   | 31 | 10 | 6 | 5  | 2  | 4  | 1   | 0   | 0   | 0  | 1  | 30 | 50 | 8.44 | 2.625 |
| Mike Caldwell, L (6, 1)<br>ERA: 3.83 | 0.2 |     | 5  | 2  | 1 | 0  | 1  | 0  | 0   | 0   | 0   | 0  | 0  | 7  | 7  | 0.00 | 3.000 |
| Gary Ross, R (7, 1)<br>ERA: 5.4      | 1.0 |     | 3  | 0  | 0 | 0  | 0  | 0  | 0   | 0   | 0   | 0  | 0  | 3  | 3  | 0.00 | 0.000 |
| Frank Snook, R (8, 1)<br>ERA: 3.68   | 1.0 |     | 5  | 1  | 1 | 1  | 0  | 1  | 0   | 0   | 0   | 0  | 0  | 4  | 8  | 9.00 | 2.000 |

| Batter   | 1                            | 2                                       | 3                            | 4                                | 5                            | 6                               | 7                            | 8                               | 9                            | AB R H RBI BB SO LOB                            | TOP                          |                                 |                              |                                 |                              |                                 |                              |                                 |                                  |                                    |                                  |        |  |  |
|--|------------------------------|---|------------------------------|----------------------------------|------------------------------|---------------------------------|------------------------------|---------------------------------|------------------------------|---|------------------------------|---------------------------------|------------------------------|---------------------------------|------------------------------|---------------------------------|------------------------------|---------------------------------|----------------------------------|------------------------------------|----------------------------------|--------|--|--|
| Jerry Morales, R<br>OBP: 0.338, SLG: 0.433<br>(1, 8)<br>(8, 9)   | 0-0<br>S<br>1B               | 0-0<br>G6-4-3<br>1-2f                   |                              |                                  | 0-3<br>K                     |                                 | 0-0<br>1B                    |                                 | 0-0<br>F8                    | 5 0 2 0 0 1 4                                   |                              |                                 |                              |                                 |                              |                                 |                              |                                 |                                  |                                    |                                  |        |  |  |
| Derrel Thomas, S<br>OBP: 0.300, SLG: 0.257<br>(1, 6)   | 0-3<br>K<br>1-2              |   | 0-0<br>6-3                   |                                  | 0-0<br>F8                    |                                 | 0-0<br>1B                    |                                 | 0-0<br>4-3                   | 5 0 1 0 0 1 2                                   |                              |                                 |                              |                                 |                              |                                 |                              |                                 |                                  |                                    |                                  |        |  |  |
| Dave Roberts, R<br>OBP: 0.309, SLG: 0.458<br>(1, 5)  | 0-3<br>K                     |   | 0-0<br>1B<br>1B              |                                  | 0-0<br>5-3                   |                                 | 0-0<br>F9                    |                                 |                              | 4 0 1 0 0 1 3                                   |                              |                                 |                              |                                 |                              |                                 |                              |                                 |                                  |                                    |                                  |        |  |  |
| Nate Colbert, R<br>OBP: 0.334, SLG: 0.427<br>(1, 3)  | 1-0<br>HBP                   |   | 0-0<br>S<br>1B               |                                  | 0-0<br>6-3                   |                                 | 0-0<br>F8                    |                                 |                              | 3 0 1 0 0 0 0                                   |                              |                                 |                              |                                 |                              |                                 |                              |                                 |                                  |                                    |                                  |        |  |  |
| Ivan Murrell, R<br>OBP: 0.195, SLG: 0.344<br>Johnny Grubb, L<br>OBP: 0.363, SLG: 0.430<br>(1, 9)<br>(8, PH)<br>(8, 8)  | 0-0<br>P3                    |   | 0-3<br>K<br>1-2              |                                  | 0-3<br>K                     |                                 | 0-3<br>K                     |                                 |                              | 3 0 0 0 0 2 4<br>1 0 0 0 0 1 0                  |                              |                                 |                              |                                 |                              |                                 |                              |                                 |                                  |                                    |                                  |        |  |  |
| Fred Kendall, R<br>OBP: 0.310, SLG: 0.393<br>(1, 2)  |                              | 4-0<br>BB<br>1B<br>BB                   | 0-0<br>1-3                   |                                  | 0-0<br>1B                    |                                 | 0-0<br>1B                    |                                 |                              | 3 0 2 0 1 0 2                                   |                              |                                 |                              |                                 |                              |                                 |                              |                                 |                                  |                                    |                                  |        |  |  |
| Dave Winfield, R<br>OBP: 0.336, SLG: 0.423<br>(1, 7)   |                              | 0-0<br>BB<br>1B                         |                              | 0-0<br>F8                        |                              | 0-0<br>P3                       |                              | 0-0<br>F7                       |                              | 4 0 1 0 0 0 2                                   |                              |                                 |                              |                                 |                              |                                 |                              |                                 |                                  |                                    |                                  |        |  |  |
| Rich Morales, R<br>OBP: 0.238, SLG: 0.190<br>Leron Lee, L<br>OBP: 0.306, SLG: 0.305<br>(1, 4)<br>(9, PH)   |                              | 4-0<br>BB<br>G6-4-3<br>1-2<br>2-3<br>BB |                              | 0-0<br>F8                        |                              | 0-0<br>F9                       |                              | 4-0<br>2-3<br>BB                |                              | 2 0 0 0 1 0 0<br>0 0 0 0 1 0 0                  |                              |                                 |                              |                                 |                              |                                 |                              |                                 |                                  |                                    |                                  |        |  |  |
| Rich Troedson, L<br>OBP: 0.167, SLG: 0.138<br>Mike Corkins, R<br>OBP: 0.250, SLG: 0.538<br>Gene Locklear, L<br>OBP: 0.278, SLG: 0.264<br>(1, 1)<br>(5, 1)<br>(9, PH) |                              | 0-3<br>K                                |                              | 0-0<br>6-3                       |                              | 0-3<br>K                        |                              | 0-0<br>2-3                      |                              | 2 0 0 0 0 1 3<br>1 0 0 0 0 1 0<br>1 0 0 0 0 0 1 |                              |                                 |                              |                                 |                              |                                 |                              |                                 |                                  |                                    |                                  |        |  |  |
| <b>Inning Stats</b>  | R: 0<br>E: 0<br>K: 2<br>S: 8 | H: 1<br>LOB: 2<br>BB: 0<br>P: 9         | R: 0<br>E: 0<br>K: 1<br>S: 5 | H: 1<br>LOB: 2<br>BB: 2<br>P: 13 | R: 0<br>E: 0<br>K: 1<br>S: 7 | H: 2<br>LOB: 2<br>BB: 0<br>P: 7 | R: 0<br>E: 0<br>K: 0<br>S: 3 | H: 0<br>LOB: 0<br>BB: 0<br>P: 3 | R: 0<br>E: 0<br>K: 1<br>S: 5 | H: 0<br>LOB: 0<br>BB: 0<br>P: 5                 | R: 0<br>E: 0<br>K: 1<br>S: 6 | H: 1<br>LOB: 1<br>BB: 0<br>P: 6 | R: 0<br>E: 0<br>K: 1<br>S: 7 | H: 2<br>LOB: 2<br>BB: 0<br>P: 7 | R: 0<br>E: 0<br>K: 1<br>S: 6 | H: 1<br>LOB: 1<br>BB: 0<br>P: 6 | R: 0<br>E: 0<br>K: 0<br>S: 3 | H: 0<br>LOB: 1<br>BB: 1<br>P: 7 | 1B: 8<br>2B: 0<br>3B: 0<br>HR: 0 | SF: 0<br>SAC: 0<br>DP: 1<br>HBP: 1 | WP: 0<br>PB: 0<br>SB: 2<br>CS: 0 | PA: 38 |  |  |
| <b>PITCHER</b><br>Jerry Koosman, L<br>ERA: 3.05<br>Buzz Capra, R<br>ERA: 3.53  | IP<br>6.2<br>2.1             | WLS<br>W<br>S                           | BF<br>29<br>9                | H<br>7<br>1                      | R<br>0<br>0                  | ER<br>0<br>0                    | SO<br>7<br>1                 | BB<br>2<br>1                    | IBB<br>0<br>0                | HBP<br>1<br>0                                   | BLK<br>0<br>0                | WP<br>0<br>0                    | HR<br>0<br>0                 | S<br>40<br>10                   | P<br>49<br>14                | ERA<br>0.00<br>0.00             | WHIP<br>1.350<br>0.857       |                                 |                                  |                                    |                                  |        |  |  |

San Diego Padres @ New York Mets  
Shea Stadium, Flushing, NY  
Wed Aug 29 1973, 7:05 PM EDT  
Att: 18,436 - Unknown

livebaseballscorecards.com

|     |    |
|-----|----|
| AB  | 34 |
| R   | 0  |
| H   | 8  |
| RBI | 0  |
| BB  | 3  |
| SO  | 8  |
| LOB | 21 |



| Batter   | 1                   | 2                             | 3                    | 4          | 5                             | 6                  | 7                   | 8 | 9 |
|--|---------------------|-------------------------------|----------------------|------------|-------------------------------|--------------------|---------------------|---|---|
| Wayne Garrett, L (1, 5)<br>OBP: 0.333, SLG: 0.358  | 4-0<br>SH5-3<br>BB  |                               | 0-3<br>K             |            | 0-3<br>K                      |                    | 0-0<br>P3           |   |   |
| Felix Millan, R (1, 4)<br>OBP: 0.328, SLG: 0.352<br>Ted Martinez, R (7, 4)<br>OBP: 0.281, SLG: 0.279 | 0-0<br>SH5-3<br>1-2 |                               | 0-0<br>FC5-4<br>1B   |            | 0-0<br>SF7                    |                    | 0-0<br>4-3          |   |   |
| Willie Mays, R (1, 3)<br>OBP: 0.303, SLG: 0.356  | 0-3<br>K            |                               | 0-0<br>FC5-4<br>1-2f |            | 0-0<br>2B<br>1-2<br>2-H<br>1B |                    | 0-3<br>K            |   |   |
| Cleon Jones, R (1, 7)<br>OBP: 0.312, SLG: 0.368  | 0-0<br>F8           |                               |                      | 0-0<br>6-3 | 0-0<br>2B<br>1-3<br>2-H       |                    | 0-3<br>K            |   |   |
| Rusty Staub, L (1, 9)<br>OBP: 0.354, SLG: 0.412  |                     | 0-0<br>FC4-6<br>1B            |                      | 0-0<br>4-3 | 4-0<br>1B<br>IBB              |                    | 0-0<br>G4-3<br>1B   |   |   |
| Jerry Grote, R (1, 2)<br>OBP: 0.280, SLG: 0.304  |                     | 0-0<br>FC4-6<br>FC5-4<br>1-2f |                      | 0-0<br>5-3 | 0-0<br>5-3                    |                    | 0-0<br>G4-3<br>1-2f |   |   |
| Don Hahn, R (1, 8)<br>OBP: 0.299, SLG: 0.330   |                     | 0-0<br>F7                     |                      |            | 4-0<br>1B<br>SF7<br>BB        | 0-0<br>L4-3<br>1B  |                     |   |   |
| Bud Harrelson, S (1, 6)<br>OBP: 0.337, SLG: 0.299  |                     | 0-0<br>FC5-4<br>1-2f          |                      |            | 0-0<br>1B<br>1-2<br>1B        | 0-0<br>L4-3<br>1-2 |                     |   |   |
| Jerry Koosman, R (1, 1)<br>OBP: 0.141, SLG: 0.143<br>Buzz Capra, R (7, 1)                            |                     |                               | 0-0<br>1-6-3         |            | 0-0<br>2B<br>1-2<br>2-3<br>1B | 0-3<br>K           |                     |   |   |

| Inning Stats | R: 0   | H: 0  | E: 0   | K: 1  | S: 5 | R: 0   | H: 1  | E: 0   | K: 0  | S: 4 | R: 0   | H: 1  | E: 0   | K: 1  | S: 6 | R: 0   | H: 0  | E: 0   | K: 0  | S: 3 | R: 3   | H: 4  | E: 0   | K: 1  | S: 9 | R: 0   | H: 1  | E: 0   | K: 1  | S: 5 | R: 0   | H: 0  | E: 0   | K: 1  | S: 5 | R: 0   | H: 1  | E: 0   | K: 1  | S: 5 |
|--------------|--------|-------|--------|-------|------|--------|-------|--------|-------|------|--------|-------|--------|-------|------|--------|-------|--------|-------|------|--------|-------|--------|-------|------|--------|-------|--------|-------|------|--------|-------|--------|-------|------|--------|-------|--------|-------|------|
|              | LOB: 1 | BB: 1 | LOB: 1 | BB: 0 | P: 9 | LOB: 1 | BB: 0 | LOB: 1 | BB: 0 | P: 4 | LOB: 0 | BB: 0 | LOB: 0 | BB: 0 | P: 3 | LOB: 3 | BB: 2 | LOB: 0 | BB: 0 | P: 5 | LOB: 0 | BB: 0 | LOB: 0 | BB: 0 | P: 5 | LOB: 0 | BB: 0 | LOB: 0 | BB: 0 | P: 5 | LOB: 0 | BB: 0 | LOB: 0 | BB: 0 | P: 5 | LOB: 0 | BB: 0 | LOB: 0 | BB: 0 | P: 5 |

| PITCHER                              | IP  | WLS | BF | H | R | ER | SO | BB | IBB | HBP | BLK | WP | HR | S  | P  | ERA  | WHIP  |
|--------------------------------------|-----|-----|----|---|---|----|----|----|-----|-----|-----|----|----|----|----|------|-------|
| Rich Troedson, L (1, 1)<br>ERA: 4.45 | 4.2 | L   | 23 | 6 | 3 | 3  | 3  | 2  | 1   | 0   | 0   | 0  | 0  | 26 | 38 | 5.79 | 1.714 |
| Mike Corkins, R (5, 1)<br>ERA: 4.41  | 3.1 |     | 10 | 2 | 0 | 0  | 3  | 0  | 0   | 0   | 0   | 0  | 0  | 16 | 16 | 0.00 | 0.600 |

**BOTTOM**

| AB | R | H | RBI | BB | SO | LOB |
|----|---|---|-----|----|----|-----|
| 3  | 0 | 0 | 0   | 1  | 2  | 3   |
| 1  | 0 | 1 | 1   | 0  | 0  | 0   |
| 1  | 0 | 0 | 0   | 0  | 0  | 0   |
| 4  | 0 | 1 | 1   | 0  | 2  | 2   |
| 4  | 0 | 1 | 1   | 0  | 1  | 1   |
| 3  | 0 | 2 | 0   | 1  | 0  | 0   |
| 4  | 0 | 0 | 0   | 0  | 0  | 5   |
| 2  | 1 | 1 | 0   | 1  | 0  | 1   |
| 3  | 1 | 1 | 0   | 0  | 0  | 2   |
| 3  | 1 | 1 | 0   | 0  | 1  | 0   |
| 0  | 0 | 0 | 0   | 0  | 0  | 0   |

|            |           |
|------------|-----------|
| <b>AB</b>  | <b>28</b> |
| <b>R</b>   | <b>3</b>  |
| <b>H</b>   | <b>8</b>  |
| <b>RBI</b> | <b>3</b>  |
| <b>BB</b>  | <b>3</b>  |
| <b>SO</b>  | <b>6</b>  |
| <b>LOB</b> | <b>14</b> |



| WP | PA | ERA | WHIP |
|----|----|-----|------|
| 0  | 33 |     |      |

**San Diego Padres @ New York Mets**  
 Shea Stadium, Flushing, NY  
 Wed Aug 29 1973, 7:05 PM EDT  
 Att. 18,436 - Unknown

livebaseballscores.com

| Batter  | 1   | 2                                | 3                            | 4                               | 5                            | 6                               | 7                            | 8                               | 9                            | 10                              | AB R H RBI BB SO LOB         | TOP   |                              |                                 |                              |                                  |                              |                                 |                              |                                 |                                  |                                    |                                  |        |      |       |
|---|---|----------------------------------|------------------------------|---------------------------------|------------------------------|---------------------------------|------------------------------|---------------------------------|------------------------------|---------------------------------|------------------------------|---|------------------------------|---------------------------------|------------------------------|----------------------------------|------------------------------|---------------------------------|------------------------------|---------------------------------|----------------------------------|------------------------------------|----------------------------------|--------|------|-------|
| Wayne Garrett, L (1, 5)<br>OBP: 0.334, SLG: 0.356   | F5  |                                  | P6                           |                                 |                              | P6                              |                              |                                 |                              |                                 | 4 0 1 0 1 0 2                | <b>New York Mets @ St. Louis Cardinals</b><br>Busch Stadium, St. Louis, MO<br>Thu Aug 30 1973, 7:05 PM CDT<br>Att. 19,373 - Unknown |                              |                                 |                              |                                  |                              |                                 |                              |                                 |                                  |                                    |                                  |        |      |       |
| Felix Millan, R (1, 4)<br>OBP: 0.327, SLG: 0.349  | BB  |                                  | P6                           |                                 |                              | F3                              |                              | F3                              | FC4-6                        | 4 0 0 0 1 0 4                   |                              |   |                              |                                 |                              |                                  |                              |                                 |                              |                                 |                                  |                                    |                                  |        |      |       |
| Rusty Staub, L (1, 9)<br>OBP: 0.356, SLG: 0.411   | K   |                                  |                              |                                 |                              | FC3-6                           |                              | FC3-6                           |                              | 3 0 1 0 2 1 1                   |                              |   |                              |                                 |                              |                                  |                              |                                 |                              |                                 |                                  |                                    |                                  |        |      |       |
| John Milner, L (1, 7)<br>OBP: 0.326, SLG: 0.461<br>Cleon Jones, R (9, 7)<br>OBP: 0.311, SLG: 0.367    | K   |                                  |                              |                                 |                              | K                               |                              | FC3-6                           |                              | 4 0 0 0 0 2 5<br>1 0 0 0 0 0 0  |                              |   |                              |                                 |                              |                                  |                              |                                 |                              |                                 |                                  |                                    |                                  |        |      |       |
| Ed Kranepool, L (1, 3)<br>OBP: 0.312, SLG: 0.318<br>Willie Mays, R (10, PH)<br>OBP: 0.301, SLG: 0.355 |   |                                  | F7                           |                                 |                              | FC3-6                           |                              |                                 |                              | 2 0 0 0 2 0 1<br>1 0 0 0 0 1 0  |                              |   |                              |                                 |                              |                                  |                              |                                 |                              |                                 |                                  |                                    |                                  |        |      |       |
| Jerry Grote, R (1, 2)<br>OBP: 0.274, SLG: 0.298   |   |                                  | P4                           |                                 |                              | F7                              |                              | 4-3                             |                              | 4 0 0 0 0 0 6                   |                              |   |                              |                                 |                              |                                  |                              |                                 |                              |                                 |                                  |                                    |                                  |        |      |       |
| Don Hahn, R (1, 8)<br>OBP: 0.293, SLG: 0.323  |   |                                  | P4                           |                                 |                              |                                 |                              | F7                              |                              | 4 0 0 0 0 0 0                   |                              |   |                              |                                 |                              |                                  |                              |                                 |                              |                                 |                                  |                                    |                                  |        |      |       |
| Bud Harrelson, S (1, 6)<br>OBP: 0.339, SLG: 0.302   |   |                                  |                              |                                 |                              | F7                              |                              | 1-3                             |                              | 4 0 2 0 0 0 0                   |                              |   |                              |                                 |                              |                                  |                              |                                 |                              |                                 |                                  |                                    |                                  |        |      |       |
| Tom Seaver, R (1, 1)<br>OBP: 0.232, SLG: 0.263  |   |                                  | SH1-4                        |                                 |                              | SH1-4                           |                              | 5-3                             |                              | 1 0 0 0 1 0 0                   |                              |   |                              |                                 |                              |                                  |                              |                                 |                              |                                 |                                  |                                    |                                  |        |      |       |
|   |   |                                  |                              |                                 |                              |                                 |                              |                                 |                              |                                 |                              |   |                              |                                 |                              |                                  |                              |                                 |                              |                                 |                                  |                                    |                                  |        |      |       |
| <b>Inning Stats</b>   | R: 0<br>E: 0<br>K: 2<br>S: 7                          | H: 0<br>LOB: 1<br>BB: 1<br>P: 11 | R: 0<br>E: 0<br>K: 0<br>S: 3 | H: 0<br>LOB: 0<br>BB: 0<br>P: 3 | R: 0<br>E: 0<br>K: 0<br>S: 4 | H: 1<br>LOB: 1<br>BB: 0<br>P: 4 | R: 0<br>E: 0<br>K: 1<br>S: 5 | H: 0<br>LOB: 1<br>BB: 1<br>P: 9 | R: 0<br>E: 0<br>K: 0<br>S: 3 | H: 0<br>LOB: 0<br>BB: 0<br>P: 3 | R: 0<br>E: 0<br>K: 0<br>S: 5 | H: 2<br>LOB: 3<br>BB: 1<br>P: 9   | R: 0<br>E: 0<br>K: 0<br>S: 3 | H: 0<br>LOB: 1<br>BB: 1<br>P: 7 | R: 0<br>E: 1<br>K: 0<br>S: 3 | H: 0<br>LOB: 2<br>BB: 2<br>P: 11 | R: 0<br>E: 0<br>K: 0<br>S: 4 | H: 1<br>LOB: 2<br>BB: 1<br>P: 8 | R: 0<br>E: 0<br>K: 1<br>S: 5 | H: 0<br>LOB: 0<br>BB: 0<br>P: 5 | 1B: 4<br>2B: 0<br>3B: 0<br>HR: 0 | SF: 0<br>SAC: 2<br>DP: 0<br>HBP: 0 | WP: 0<br>PB: 0<br>SB: 0<br>CS: 0 | PA: 41 |      |       |
| <b>PITCHER</b>  | IP WLS BF H R ER SO BB IBB HBP BLK WP HR S P ERA WHIP |                                  |                              |                                 |                              |                                 |                              |                                 |                              |                                 |                              |   |                              |                                 |                              |                                  |                              |                                 |                              |                                 |                                  |                                    |                                  |        |      |       |
| Reggie Cleveland, R (1, 1)<br>ERA: 3.01   | 9.0   | 38                               | 4                            | 0                               | 0                            | 3                               | 5                            | 2                               | 0                            | 0                               | 0                            | 0   | 0                            | 0                               | 0                            | 0                                | 0                            | 0                               | 0                            | 0                               | 0                                | 0                                  | 0                                | 0      | 0.00 | 1.000 |
| Al Hrabosky, L (10, 1)<br>ERA: 1.9  | 1.0   | 3                                | 0                            | 0                               | 0                            | 1                               | 0                            | 0                               | 0                            | 0                               | 0                            | 0   | 0                            | 0                               | 0                            | 0                                | 0                            | 0                               | 0                            | 0                               | 0                                | 0                                  | 0                                | 0      | 0.00 | 0.000 |

livebaseballscorecards.com

|     |    |
|-----|----|
| AB  | 32 |
| R   | 0  |
| H   | 4  |
| RBI | 0  |
| BB  | 7  |
| SO  | 4  |
| LOB | 19 |







| Batter   | 1   | 2                               | 3                            | 4                                | 5                            | 6                               | 7                            | 8                               | 9                            | 10                              | AB R H RBI BB SO LOB         | TOP                             |                              |                                 |                               |                                  |                                   |                                    |                                  |        |  |  |
|--|---|---------------------------------|------------------------------|----------------------------------|------------------------------|---------------------------------|------------------------------|---------------------------------|------------------------------|---------------------------------|------------------------------|---------------------------------|------------------------------|---------------------------------|-------------------------------|----------------------------------|-----------------------------------|------------------------------------|----------------------------------|--------|--|--|
| <b>Wayne Garrett, L</b> (1, 5)<br>OBP: 0.333, SLG: 0.355 | 0-0<br>G3   |                                 | 0-0<br>SH<br>SF9-3<br>1-3    |                                  | 0-0<br>G3                    |                                 |                              | 0-3<br>K                        |                              | 0-0<br>1B<br>1B                 | 4 1 1 0 0 1 1                |                                 |                              |                                 |                               |                                  |                                   |                                    |                                  |        |  |  |
| <b>Felix Millan, R</b> (1, 4)<br>OBP: 0.325, SLG: 0.348  | 0-0<br>5-3  |                                 | 0-0<br>1-3                   |                                  |                              | 0-3<br>K                        |                              | 0-3<br>K                        |                              | 0-0<br>1B<br>1B<br>1B           | 5 1 1 0 0 2 2                |                                 |                              |                                 |                               |                                  |                                   |                                    |                                  |        |  |  |
| <b>Cleon Jones, R</b> (1, 7)<br>OBP: 0.313, SLG: 0.373   | 0-3<br>K  |                                 | 0-0<br>SF9-3<br>2-3<br>3-H   |                                  |                              | 0-0<br>1B<br>2B                 |                              | 0-0<br>F7                       |                              | 0-0<br>1B<br>1B<br>1-3<br>2-H   | 4 2 2 2 0 1 0                |                                 |                              |                                 |                               |                                  |                                   |                                    |                                  |        |  |  |
| <b>Rusty Staub, L</b> (1, 9)<br>OBP: 0.357, SLG: 0.410   |   | 0-0<br>F6                       |                              | 0-0<br>5-3                       |                              | 4-0<br>1B<br>BB                 |                              | 0-0<br>6-3                      | 0-0<br>6-3                   | 0-0<br>1B<br>1B<br>1-2<br>3-H   | 4 0 1 1 1 0 0                |                                 |                              |                                 |                               |                                  |                                   |                                    |                                  |        |  |  |
| <b>Ed Kranepool, L</b> (1, 3)<br>OBP: 0.321, SLG: 0.322  |   | 4-0<br>1B<br>BB                 |                              | 4-0<br>G6-4-3<br>BB              |                              | 0-0<br>1B<br>1-3<br>2-H         |                              | 0-0<br>F9                       | 0-0<br>F9                    | 0-0<br>1B<br>1-2<br>2-H         | 3 1 2 2 2 0 0                |                                 |                              |                                 |                               |                                  |                                   |                                    |                                  |        |  |  |
| <b>Jerry Grote, R</b> (1, 2)<br>OBP: 0.272, SLG: 0.295   |   | 0-3<br>K                        |                              | 0-0<br>G6-4-3<br>1-2f            |                              | 0-0<br>6-3                      |                              | 0-0<br>6-3                      | 0-0<br>6-3                   | 0-0<br>1B<br>5-3                | 5 0 1 0 0 1 5                |                                 |                              |                                 |                               |                                  |                                   |                                    |                                  |        |  |  |
| <b>Don Hahn, R</b> (1, 8)<br>OBP: 0.292, SLG: 0.321      |   | 0-0<br>E8<br>1B<br>1-3          |                              | 0-0<br>6-3                       |                              | 0-0<br>6-3                      |                              | 0-0<br>F2                       | 0-0<br>F2                    |                                 | 4 0 1 0 0 0 1                | <b>AB 36</b>                    |                              |                                 |                               |                                  |                                   |                                    |                                  |        |  |  |
| <b>Bud Harrelson, S</b> (1, 6)<br>OBP: 0.341, SLG: 0.302 |   | 0-0<br>1B<br>2-H<br>3-H         |                              | 4-0<br>FC4-6<br>BB               |                              | 0-0<br>P6                       |                              | 0-0<br>P6                       | 0-0<br>P6                    | 0-3<br>K                        | 3 0 1 1 1 1 0                | <b>R 6</b>                      |                              |                                 |                               |                                  |                                   |                                    |                                  |        |  |  |
| <b>Ray Sadecki, L</b> (1, 1)<br>OBP: 0.222, SLG: 0.296   |   |                                 | 0-0<br>SH<br>SF9-3<br>1B     |                                  | 0-0<br>FC4-6<br>1-2f         |                                 | 0-0<br>P6                    |                                 | 0-3<br>K                     | 0-3<br>K                        | 2 1 1 0 0 0 1                | <b>H 11</b>                     |                              |                                 |                               |                                  |                                   |                                    |                                  |        |  |  |
| <b>Ron Hodges, L</b> (7, PH)<br>OBP: 0.288, SLG: 0.281   |   |                                 |                              |                                  |                              |                                 |                              |                                 |                              |                                 | 1 0 0 0 0 0 0                | <b>RBI 6</b>                    |                              |                                 |                               |                                  |                                   |                                    |                                  |        |  |  |
| <b>Tug McGraw, R</b> (7, 1)<br>OBP: 0.067, SLG: 0.067    |   |                                 |                              |                                  |                              |                                 |                              |                                 |                              |                                 | 1 0 0 0 0 1 0                | <b>BB 4</b>                     |                              |                                 |                               |                                  |                                   |                                    |                                  |        |  |  |
| <b>Inning Stats</b>                                      | R: 0<br>E: 0<br>K: 1<br>S: 5  | H: 0<br>LOB: 0<br>BB: 0<br>P: 5 | R: 1<br>E: 1<br>K: 1<br>S: 6 | H: 2<br>LOB: 2<br>BB: 1<br>P: 10 | R: 1<br>E: 1<br>K: 0<br>S: 4 | H: 1<br>LOB: 0<br>BB: 0<br>P: 4 | R: 0<br>E: 0<br>K: 0<br>S: 2 | H: 0<br>LOB: 0<br>BB: 1<br>P: 6 | R: 0<br>E: 0<br>K: 0<br>S: 3 | H: 0<br>LOB: 0<br>BB: 0<br>P: 7 | R: 0<br>E: 0<br>K: 2<br>S: 7 | H: 0<br>LOB: 0<br>BB: 0<br>P: 7 | R: 0<br>E: 0<br>K: 0<br>S: 4 | H: 1<br>LOB: 1<br>BB: 0<br>P: 4 | R: 3<br>E: 0<br>K: 2<br>S: 12 | H: 5<br>LOB: 2<br>BB: 0<br>P: 12 | 1B: 10<br>2B: 2<br>3B: 0<br>HR: 0 | SF: 1<br>SAC: 1<br>DP: 2<br>HBP: 0 | WP: 0<br>PB: 0<br>SB: 0<br>CS: 0 | PA: 42 |  |  |
| <b>PITCHER</b>   | IP<br>WLS<br>BF<br>H<br>R<br>ER<br>SO<br>BB<br>IBB<br>HBP<br>BLK<br>WP<br>HR<br>S<br>P<br>ERA<br>WHIP |                                 |                              |                                  |                              |                                 |                              |                                 |                              |                                 |                              |                                 |                              |                                 |                               |                                  |                                   |                                    |                                  |        |  |  |
| <b>Mike Nagy, R</b> (1, 1)<br>ERA: 3.1                   | 7.0   |                                 |                              |                                  |                              |                                 |                              |                                 |                              |                                 |                              |                                 |                              |                                 |                               |                                  |                                   |                                    |                                  |        |  |  |
| <b>Diego Segui, R</b> (8, 1)<br>ERA: 3.03                | 2.2   | L                               | 12                           | 4                                | 3                            | 3                               | 4                            | 0                               | 0                            | 0                               | 0                            | 0                               | 0                            | 0                               | 20                            | 20                               | 10.12                             | 1.500                              |                                  |        |  |  |
| <b>Rich Folkers, L</b> (10, 1)<br>ERA: 3.31              | 0.0   |                                 | 2                            | 2                                | 0                            | 0                               | 0                            | 0                               | 0                            | 0                               | 0                            | 0                               | 0                            | 0                               | 2                             | 2                                | ∞                                 | ∞                                  |                                  |        |  |  |
| <b>Orlando Pena, R</b> (10, 1)<br>ERA: 3.26              | 0.1   |                                 | 1                            | 0                                | 0                            | 0                               | 0                            | 0                               | 0                            | 0                               | 0                            | 0                               | 0                            | 0                               | 1                             | 1                                | 0.00                              | 0.000                              |                                  |        |  |  |

**New York Mets @ St. Louis Cardinals**  
**Busch Stadium, St. Louis, MO**  
 Fri Aug 31 1973, 7:05 PM CDT  
 Att. 28,594 - Unknown

[livebaseballscorecards.com](http://livebaseballscorecards.com)



New York Mets @ St. Louis Cardinals  
Busch Stadium, St. Louis, MO

Fri Aug 31 1973, 7:05 PM CDT  
Att: 28,594 - Unknown

livebaseballscorecards.com

|            |           |
|------------|-----------|
| <b>AB</b>  | <b>37</b> |
| <b>R</b>   | <b>4</b>  |
| <b>H</b>   | <b>8</b>  |
| <b>RBI</b> | <b>3</b>  |
| <b>BB</b>  | <b>1</b>  |
| <b>SO</b>  | <b>6</b>  |
| <b>LOB</b> | <b>8</b>  |



|       |        |
|-------|--------|
| WP: 0 | PA: 39 |
| PB: 0 |        |
| SB: 0 |        |
| CS: 1 |        |

| Batter   | 1   | 2   | 3                            | 4                               | 5                            | 6                               | 7                            | 8                               | 9                            | 10                              | AB                           | R                               | H                            | RBI                             | BB                           | SO                           | LOB                          | BOTTOM                       |                                 |                                  |                                    |                 |  |  |  |  |  |  |
|--|---|---|------------------------------|---------------------------------|------------------------------|---------------------------------|------------------------------|---------------------------------|------------------------------|---------------------------------|------------------------------|---------------------------------|------------------------------|---------------------------------|------------------------------|------------------------------|------------------------------|------------------------------|---------------------------------|----------------------------------|------------------------------------|-----------------|--|--|--|--|--|--|
| <b>Lou Brock, L</b><br>OBP: 0.360, SLG: 0.388<br>(1, 7)  | 0-0<br>F7<br>1B   | 0-0<br>CS<br>1B   |                              |                                 | 0-0<br>6-3                   |                                 | 0-0<br>4-3                   |                                 |                              | 0-0<br>4-3                      | 5                            | 0                               | 1                            | 1                               | 0                            | 0                            | 1                            |                              |                                 |                                  |                                    |                 |  |  |  |  |  |  |
| <b>Ted Sizemore, R</b><br>OBP: 0.357, SLG: 0.320<br>(1, 4)   | 0-0<br>2B<br>1B   | 0-0<br>CS<br>1-2  | 0-0<br>6-3                   |                                 | 0-0<br>F7                    |                                 |                              | 0-0<br>F7                       |                              | 0-0<br>6-3<br>3-H               | 5                            | 1                               | 1                            | 0                               | 0                            | 0                            | 0                            |                              |                                 |                                  |                                    |                 |  |  |  |  |  |  |
| <b>Joe Torre, R</b><br>OBP: 0.383, SLG: 0.410<br>(1, 3)  | 0-0<br>E<br>2B  |   | 0-3<br>K                     |                                 |                              | 0-0<br>F8                       |                              | 0-0<br>6-3                      |                              |                                 | 4                            | 1                               | 1                            | 1                               | 0                            | 1                            | 0                            |                              |                                 |                                  |                                    |                 |  |  |  |  |  |  |
| <b>Ted Simmons, S</b><br>OBP: 0.352, SLG: 0.426<br>(1, 2)  | 0-0<br>E7<br>3B<br>1B   |   | 0-0<br>F8                    |                                 |                              | 0-0<br>1B                       |                              | 0-0<br>F9                       |                              |                                 | 4                            | 1                               | 2                            | 0                               | 0                            | 0                            | 0                            |                              |                                 |                                  |                                    |                 |  |  |  |  |  |  |
| <b>Tommie Agee, R</b><br>OBP: 0.298, SLG: 0.410<br>(5, 9)  |   |   |                              | 0-3<br>K                        |                              | 0-0<br>F8                       |                              |                                 | 0-0<br>F8                    |                                 | 3                            | 0                               | 1                            | 1                               | 0                            | 1                            | 1                            |                              |                                 |                                  |                                    |                 |  |  |  |  |  |  |
| <b>Bernie Carbo, L</b><br>OBP: 0.379, SLG: 0.393<br>(7, 9)   |   |   |                              |                                 |                              |                                 |                              |                                 |                              |                                 | 1                            | 0                               | 0                            | 0                               | 0                            | 0                            | 0                            |                              |                                 |                                  |                                    |                 |  |  |  |  |  |  |
| <b>Luis Melendez, R</b><br>OBP: 0.318, SLG: 0.320<br>(1, 9)  | 0-3<br>K  |   |                              | 0-0<br>1B                       |                              | 0-0<br>5-3                      |                              |                                 | 0-0<br>F7                    |                                 | 4                            | 0                               | 1                            | 0                               | 0                            | 1                            | 2                            |                              |                                 |                                  |                                    |                 |  |  |  |  |  |  |
| <b>Ken Reitz, R</b><br>OBP: 0.251, SLG: 0.327<br>(1, 5)  | 0-0<br>F7   |   |                              | 0-0<br>P4                       |                              |                                 | 0-3<br>K                     |                                 | 0-0<br>1-3                   |                                 | 4                            | 0                               | 0                            | 0                               | 0                            | 1                            | 2                            |                              |                                 |                                  |                                    |                 |  |  |  |  |  |  |
| <b>Mike Tyson, R</b><br>OBP: 0.274, SLG: 0.292<br>(1, 6)   |   | 0-0<br>F2   |                              | 0-3<br>K                        |                              |                                 | 0-0<br>P3                    |                                 |                              | 0-0<br>G3<br>4-3<br>2B          | 4                            | 1                               | 1                            | 0                               | 0                            | 1                            | 1                            |                              |                                 |                                  |                                    |                 |  |  |  |  |  |  |
| <b>Mike Nagy, R</b><br>(1, 1)<br><b>Tom Heintzelman, R</b><br>OBP: 0.474, SLG: 0.375<br>(7, PH)<br><b>Diego Segui, R</b><br>(8, 1)<br><b>Rich Folkers, L</b><br>OBP: 0.059, SLG: 0.059<br>(10, 1)<br><b>Orlando Pena, R</b><br>(10, 1)<br><b>Tim McCarver, L</b><br>OBP: 0.321, SLG: 0.351<br>(10, PH) |   | 0-3<br>K  |                              |                                 | 0-0<br>5-3                   |                                 | 4-0<br>BB                    |                                 |                              | 0-0<br>G3<br>2-3                | 2                            | 0                               | 0                            | 0                               | 0                            | 1                            | 0                            |                              |                                 |                                  |                                    |                 |  |  |  |  |  |  |
| <b>Inning Stats</b>  | R: 3<br>E: 1<br>K: 1<br>S: 9  | H: 4<br>LOB: 1<br>BB: 0<br>P: 9   | R: 0<br>E: 0<br>K: 1<br>S: 5 | H: 1<br>LOB: 0<br>BB: 0<br>P: 5 | R: 0<br>E: 0<br>K: 1<br>S: 5 | H: 0<br>LOB: 0<br>BB: 0<br>P: 5 | R: 0<br>E: 0<br>K: 2<br>S: 8 | H: 1<br>LOB: 1<br>BB: 0<br>P: 8 | R: 0<br>E: 0<br>K: 0<br>S: 3 | H: 0<br>LOB: 0<br>BB: 0<br>P: 3 | R: 0<br>E: 0<br>K: 0<br>S: 4 | H: 1<br>LOB: 1<br>BB: 0<br>P: 4 | R: 0<br>E: 0<br>K: 1<br>S: 5 | H: 0<br>LOB: 1<br>BB: 1<br>P: 9 | R: 0<br>E: 0<br>K: 0<br>S: 3 | R: 0<br>E: 0<br>K: 0<br>S: 3 | R: 0<br>E: 0<br>K: 0<br>S: 3 | R: 1<br>E: 0<br>K: 0<br>S: 4 | H: 1<br>LOB: 0<br>BB: 0<br>P: 4 | 1B: 5<br>2B: 2<br>3B: 1<br>HR: 0 | SF: 0<br>SAC: 0<br>DP: 0<br>HBP: 0 | WP: 0<br>PA: 39 |  |  |  |  |  |  |
| <b>PITCHER</b>   | IP<br>WLS<br>BF<br>H<br>R<br>ER<br>SO<br>BB<br>IBB<br>HBP<br>BLK<br>WP<br>HR<br>S<br>P<br>ERA<br>WHIP | IP<br>WLS<br>BF<br>H<br>R<br>ER<br>SO<br>BB<br>IBB<br>HBP<br>BLK<br>WP<br>HR<br>S<br>P<br>ERA<br>WHIP |                              |                                 |                              |                                 |                              |                                 |                              |                                 |                              |                                 |                              |                                 |                              |                              |                              |                              |                                 |                                  |                                    |                 |  |  |  |  |  |  |
| <b>Ray Sadecki, L</b><br>ERA: 3.63<br>(1, 1)   | 6.0   | 24  | 7                            | 3                               | 3                            | 5                               | 0                            | 0                               | 0                            | 0                               | 0                            | 0                               | 0                            | 34                              | 34                           | 4.50                         | 1.167                        |                              |                                 |                                  |                                    |                 |  |  |  |  |  |  |
| <b>Tug McGraw, L</b><br>ERA: 5.05<br>(7, 1)  | 4.0   | 14  | 1                            | 1                               | 1                            | 1                               | 1                            | 0                               | 0                            | 0                               | 0                            | 0                               | 0                            | 15                              | 19                           | 2.25                         | 0.500                        |                              |                                 |                                  |                                    |                 |  |  |  |  |  |  |

| Batter  | 1                            | 2                               | 3                            | 4                               | 5                            | 6                               | 7                            | 8                                | 9                            | AB R H RBI BB SO LOB            | TOP                          |                                 |                              |                                 |                              |                                 |                              |                                 |                                  |                                    |                                  |        |  |  |  |
|---|------------------------------|---------------------------------|------------------------------|---------------------------------|------------------------------|---------------------------------|------------------------------|----------------------------------|------------------------------|---------------------------------|------------------------------|---------------------------------|------------------------------|---------------------------------|------------------------------|---------------------------------|------------------------------|---------------------------------|----------------------------------|------------------------------------|----------------------------------|--------|--|--|--|
| Wayne Garrett, L (1, 5)<br>OBP: 0.332, SLG: 0.354 | 0-0<br>F8                    |                                 | 0-0<br>F8                    |                                 | 0-0<br>2B<br>1B              |                                 | 0-0<br>F8                    | 0-0<br>1-3                       |                              | 5 1 1 0 0 0 4                   |                              |                                 |                              |                                 |                              |                                 |                              |                                 |                                  |                                    |                                  |        |  |  |  |
| Felix Millan, R (1, 4)<br>OBP: 0.326, SLG: 0.352  | 0-0<br>F3                    |                                 | 0-0<br>F8                    |                                 | 0-0<br>2B                    |                                 | 0-0<br>P4                    |                                  | 0-0<br>2B                    | 5 0 2 1 0 0 1                   |                              |                                 |                              |                                 |                              |                                 |                              |                                 |                                  |                                    |                                  |        |  |  |  |
| Cleon Jones, R (1, 7)<br>OBP: 0.314, SLG: 0.368   | 0-3<br>K                     |                                 |                              | 4-0<br>2B<br>E<br>BB            | 0-3<br>K                     |                                 | 1-0<br>HBP                   |                                  | 0-0<br>6-3                   | 3 1 0 0 1 2 2                   |                              |                                 |                              |                                 |                              |                                 |                              |                                 |                                  |                                    |                                  |        |  |  |  |
| Rusty Staub, L (1, 9)<br>OBP: 0.357, SLG: 0.412   |                              | 0-0<br>G4-6-3<br>1B             |                              | 0-0<br>E<br>1B<br>2B            | 0-0<br>F8                    |                                 | 0-3<br>K                     |                                  | 0-3<br>K                     | 5 1 2 0 0 2 3                   |                              |                                 |                              |                                 |                              |                                 |                              |                                 |                                  |                                    |                                  |        |  |  |  |
| Ed Kranepool, L (1, 3)<br>OBP: 0.319, SLG: 0.317  |                              | 0-0<br>G4-6-3<br>1-2f           |                              | 4-0<br>E<br>1B<br>IBB           | 0-0<br>F8                    |                                 |                              | 0-0<br>E1<br>1B<br>BB            | 0-0<br>F8                    | 4 1 0 0 1 0 3                   |                              |                                 |                              |                                 |                              |                                 |                              |                                 |                                  |                                    |                                  |        |  |  |  |
| Ron Hodges, L (1, 2)<br>OBP: 0.295, SLG: 0.282    |                              | 0-0<br>E7                       |                              | 0-0<br>E4<br>L1-6<br>1B         |                              | 0-0<br>1B                       |                              | 4-0<br>1B<br>BB                  |                              | 3 0 1 1 1 0 2                   |                              |                                 |                              |                                 |                              |                                 |                              |                                 |                                  |                                    |                                  |        |  |  |  |
| Don Hahn, R (1, 8)<br>OBP: 0.291, SLG: 0.320      |                              | 0-0<br>F2                       |                              | 0-0<br>1B                       |                              | 0-0<br>F9                       |                              | 0-0<br>F2                        |                              | 4 0 1 2 0 0 4                   |                              |                                 |                              |                                 |                              |                                 |                              |                                 |                                  |                                    |                                  |        |  |  |  |
| Bud Harrelson, S (1, 6)<br>OBP: 0.343, SLG: 0.305 |                              |                                 | 0-0<br>PB<br>1B              | 0-0<br>F8                       |                              | 0-0<br>F7                       |                              | 0-0<br>1B                        |                              | 4 0 2 0 0 0 3                   |                              |                                 |                              |                                 |                              |                                 |                              |                                 |                                  |                                    |                                  |        |  |  |  |
| George Stone, L (1, 1)<br>OBP: 0.262, SLG: 0.262  |                              |                                 | 0-3<br>K                     | 0-0<br>L1-6                     |                              | 0-0<br>P6                       |                              | 0-0<br>F7                        |                              | 4 0 0 0 0 1 7                   |                              |                                 |                              |                                 |                              |                                 |                              |                                 |                                  |                                    |                                  |        |  |  |  |
| Harry Parker, R (8, 1)<br>OBP: 0.150, SLG: 0.150  |                              |                                 | 1-2<br>K                     | 2-3<br>L1-6                     |                              |                                 |                              |                                  |                              | 0 0 0 0 0 0 0                   |                              |                                 |                              |                                 |                              |                                 |                              |                                 |                                  |                                    |                                  |        |  |  |  |
| Inning Stats                                      | R: 0<br>E: 0<br>K: 1<br>S: 5 | H: 0<br>LOB: 0<br>BB: 0<br>P: 5 | R: 0<br>E: 1<br>K: 0<br>S: 4 | H: 1<br>LOB: 1<br>BB: 0<br>P: 4 | R: 0<br>E: 0<br>K: 1<br>S: 6 | H: 1<br>LOB: 1<br>BB: 0<br>P: 6 | R: 3<br>E: 1<br>K: 0<br>S: 5 | H: 2<br>LOB: 1<br>BB: 2<br>P: 13 | R: 1<br>E: 0<br>K: 1<br>S: 7 | H: 2<br>LOB: 1<br>BB: 0<br>P: 7 | R: 0<br>E: 0<br>K: 0<br>S: 4 | H: 1<br>LOB: 1<br>BB: 0<br>P: 4 | R: 0<br>E: 0<br>K: 1<br>S: 5 | H: 0<br>LOB: 1<br>BB: 0<br>P: 6 | R: 0<br>E: 1<br>K: 0<br>S: 5 | H: 1<br>LOB: 3<br>BB: 1<br>P: 9 | R: 0<br>E: 0<br>K: 1<br>S: 6 | H: 1<br>LOB: 1<br>BB: 0<br>P: 6 | 1B: 6<br>2B: 4<br>3B: 0<br>HR: 0 | SF: 0<br>SAC: 0<br>DP: 2<br>HBP: 1 | WP: 0<br>PB: 1<br>SB: 1<br>CS: 0 | PA: 41 |  |  |  |
| PITCHER   | IP                           | WLS                             | BF                           | H                               | R                            | ER                              | SO                           | BB                               | IBB                          | HBP                             | BLK                          | WP                              | HR                           | S                               | P                            | ERA                             | WHIP                         |                                 |                                  |                                    |                                  |        |  |  |  |
| Alan Foster, R (1, 1)<br>ERA: 3.07                | 6.0                          | L                               | 27                           | 7                               | 4                            | 4                               | 3                            | 1                                | 1                            | 0                               | 0                            | 0                               | 0                            | 31                              | 39                           | 6.00                            | 1.333                        |                                 |                                  |                                    |                                  |        |  |  |  |
| Eddie Fisher, R (7, 1)<br>ERA: 4.82               | 1.1                          |                                 | 8                            | 1                               | 0                            | 0                               | 1                            | 1                                | 0                            | 1                               | 0                            | 0                               | 0                            | 8                               | 13                           | 0.00                            | 1.500                        |                                 |                                  |                                    |                                  |        |  |  |  |
| Orlando Pena, R (8, 1)<br>ERA: 3.22               | 1.0                          |                                 | 4                            | 1                               | 0                            | 0                               | 0                            | 0                                | 0                            | 0                               | 0                            | 0                               | 0                            | 4                               | 4                            | 0.00                            | 1.000                        |                                 |                                  |                                    |                                  |        |  |  |  |
| Al Hrabosky, L (9, 1)<br>ERA: 1.87                | 0.2                          |                                 | 2                            | 0                               | 0                            | 0                               | 1                            | 0                                | 0                            | 0                               | 0                            | 0                               | 0                            | 4                               | 4                            | 0.00                            | 0.000                        |                                 |                                  |                                    |                                  |        |  |  |  |

New York Mets @ St. Louis Cardinals  
 Busch Stadium, St. Louis, MO  
 Sat Sep 01 1973, 7:05 PM CDT  
 Att: 29,197 - Unknown

livebaseballscorecards.com

|     |    |
|-----|----|
| AB  | 37 |
| R   | 4  |
| H   | 9  |
| RBI | 4  |
| BB  | 3  |
| SO  | 5  |
| LOB | 29 |



BOTTOM

New York Mets @ St. Louis Cardinals  
Busch Stadium, St. Louis, MO  
Sat Sep 01 1973, 7:05 PM CDT  
Att. 29,197 - Unknown

livebaseballscorecards.com

|     |    |
|-----|----|
| AB  | 34 |
| R   | 1  |
| H   | 9  |
| RBI | 1  |
| BB  | 1  |
| SO  | 9  |
| LOB | 17 |



|     |   |     |    |
|-----|---|-----|----|
| WP: | 0 | PA: | 36 |
| PB: | 0 | SB: | 0  |
| CS: | 0 |     |    |

AB R H RBI BB SO LOB

|   |   |   |   |   |   |   |
|---|---|---|---|---|---|---|
| 4 | 0 | 1 | 0 | 0 | 1 | 2 |
| 4 | 0 | 2 | 0 | 0 | 0 | 1 |
| 3 | 0 | 2 | 0 | 1 | 0 | 0 |
| 4 | 0 | 2 | 1 | 0 | 1 | 3 |
| 4 | 0 | 0 | 0 | 0 | 2 | 5 |
| 3 | 0 | 0 | 0 | 0 | 1 | 3 |
| 0 | 0 | 0 | 0 | 0 | 0 | 0 |
| 0 | 0 | 0 | 0 | 0 | 0 | 0 |
| 0 | 0 | 0 | 0 | 0 | 0 | 0 |
| 1 | 0 | 0 | 0 | 0 | 0 | 0 |
| 4 | 0 | 1 | 0 | 0 | 3 | 0 |
| 3 | 0 | 0 | 0 | 0 | 0 | 1 |
| 0 | 0 | 0 | 0 | 0 | 0 | 0 |
| 1 | 0 | 0 | 0 | 0 | 1 | 0 |
| 3 | 1 | 1 | 0 | 0 | 0 | 2 |

| Batter   | 1       | 2      | 3              | 4               | 5       | 6                  | 7       | 8                   | 9       |
|--|---------|--------|----------------|-----------------|---------|--------------------|---------|---------------------|---------|
| Lou Brock, L (1, 7)<br>OBP: 0.360, SLG: 0.386        | 0-0 5-3 |        | 0-0 FC5-4 1B   |                 |         | 0-3 K              | 0-0 3-1 |                     |         |
| Ted Sizemore, R (1, 4)<br>OBP: 0.358, SLG: 0.322     | 0-0 5-3 |        | 0-0 FC5-4 1-2f |                 |         | 0-0 1B BB 1-2 1B   |         | 0-0 G4-6-3 1B       |         |
| Tim McCarver, L (1, 3)<br>OBP: 0.327, SLG: 0.358     | 0-0     |        |                | 0-0 6-3         |         | 4-0 1B 1-2 2-3 BB  |         | 0-0 G4-6-3 1-2 1B   |         |
| Ted Simmons, S (1, 2)<br>OBP: 0.353, SLG: 0.427      | 0-3 K   |        |                | 0-0 G5-4-3 1B   |         | 0-0 1-2 2-3 3-H 1B |         | 0-0 G4-6-3 1-2f 2-3 |         |
| Luis Melendez, R (1, 8)<br>OBP: 0.314, SLG: 0.315    |         | 0-3 K  |                | 0-0 G5-4-3 1-2f |         | 0-3 K              |         | 0-0 F8              |         |
| Ken Reitz, R (1, 5)<br>OBP: 0.249, SLG: 0.325        |         | 0-0 F7 |                |                 | 0-0 6-3 | 0-3 K              |         |                     | 0-0 4-3 |
| Eddie Fisher, R (7, 1)                               |         |        |                |                 |         |                    |         |                     |         |
| Orlando Pena, R (8, 1)                               |         |        |                |                 |         |                    |         |                     |         |
| Al Hrabosky, R (9, 1)                                |         |        |                |                 |         |                    |         |                     |         |
| Jose Cruz, L (9, PH)<br>OBP: 0.320, SLG: 0.405       |         |        |                |                 |         |                    |         |                     |         |
| Bernie Carbo, L (1, 9)<br>OBP: 0.377, SLG: 0.395     |         | 0-3 K  |                |                 | 0-3 K   |                    | 0-0     |                     | 0-3 K   |
| Mike Tyson, R (1, 6)<br>OBP: 0.272, SLG: 0.290       |         |        | 0-0 1-3        |                 | 0-0 P4  |                    | 0-0 1-3 |                     | 1-0     |
| Bake McBride, L (9, PH)<br>OBP: 0.375, SLG: 0.286    |         |        |                |                 |         |                    |         |                     | HBP     |
| Alan Foster, R (1, 1)<br>OBP: 0.236, SLG: 0.226      |         |        | 0-3 K          |                 |         | 0-0 BB 1B 1B 1B    |         | 0-0 F8              |         |
| Tom Heintzelman, R (6, PH)<br>OBP: 0.455, SLG: 0.368 |         |        |                |                 |         |                    |         |                     | 0-0 P6  |

| Inning Stats | R: 0   | H: 1  | E: 0  | K: 1  | S: 6  | R: 0   | H: 0   | E: 0   | K: 2  | S: 7  | R: 0   | H: 1   | E: 0   | K: 1   | S: 6   | R: 0    | H: 1   | E: 0   | K: 0   | S: 3   | R: 0   | H: 0   | E: 0   | K: 1   | S: 5   | R: 1   | H: 3   | E: 0   | K: 3   | S: 12  | R: 0   | H: 1   | E: 0   | K: 0   | S: 4   | R: 0   | H: 2   | E: 0   | K: 0   | S: 4   | R: 0   | H: 0   | E: 0   | K: 1   | S: 5   |        |        |
|--------------|--------|-------|-------|-------|-------|--------|--------|--------|-------|-------|--------|--------|--------|--------|--------|---------|--------|--------|--------|--------|--------|--------|--------|--------|--------|--------|--------|--------|--------|--------|--------|--------|--------|--------|--------|--------|--------|--------|--------|--------|--------|--------|--------|--------|--------|--------|--------|
|              | LOB: 1 | BB: 0 | BB: 0 | BB: 0 | BB: 6 | LOB: 0 | LOB: 0 | LOB: 0 | BB: 0 | BB: 3 | LOB: 3 | LOB: 0 | LOB: 0 | LOB: 0 | LOB: 0 | LOB: 16 | LOB: 1 | LOB: 1 | LOB: 0 | LOB: 4 | LOB: 0 | LOB: 0 | LOB: 1 | LOB: 1 | LOB: 0 | LOB: 0 | LOB: 3 | LOB: 3 | LOB: 1 | LOB: 0 | LOB: 0 | LOB: 1 | LOB: 1 | LOB: 0 | LOB: 0 | LOB: 0 | LOB: 0 | LOB: 0 | LOB: 0 | LOB: 0 | LOB: 0 | LOB: 0 | LOB: 0 | LOB: 0 | LOB: 0 | LOB: 0 | LOB: 0 |

| PITCHER                             | IP  | WLS | BF | H | R | ER | SO | BB | IBB | HBP | BLK | WP | HR | S  | P  | ERA  | WHIP  |
|-------------------------------------|-----|-----|----|---|---|----|----|----|-----|-----|-----|----|----|----|----|------|-------|
| George Stone, L (1, 1)<br>ERA: 2.86 | 7.0 | W   | 30 | 9 | 1 | 1  | 8  | 1  | 0   | 0   | 0   | 0  | 0  | 45 | 49 | 1.29 | 1.429 |
| Harry Parker, R (8, 1)<br>ERA: 3.71 | 2.0 | S   | 6  | 0 | 0 | 0  | 1  | 0  | 0   | 1   | 0   | 0  | 0  | 7  | 8  | 0.00 | 0.000 |

| Batter  | 1   | 2                               | 3                            | 4                               | 5                            | 6                               | 7                            | 8                                | 9                            | AB R H RBI BB SO LOB             | TOP                          |                                 |                              |                                 |                              |                                 |                              |                                 |                                  |                                    |                                  |        |  |  |  |  |  |  |  |  |  |  |  |  |  |  |
|---|---|---------------------------------|------------------------------|---------------------------------|------------------------------|---------------------------------|------------------------------|----------------------------------|------------------------------|----------------------------------|------------------------------|---------------------------------|------------------------------|---------------------------------|------------------------------|---------------------------------|------------------------------|---------------------------------|----------------------------------|------------------------------------|----------------------------------|--------|--|--|--|--|--|--|--|--|--|--|--|--|--|--|
| Wayne Garrett, L (1, 5)<br>OBP: 0.331, SLG: 0.351 | 0-0<br>F7   | 0-3<br>K                        |                              |                                 | 4-0<br>HR<br>BB              | 0-0<br>SH1-3<br>1-2             |                              | 0-3<br>K                         |                              | 3 1 0 0 1 2 3                    |                              |                                 |                              |                                 |                              |                                 |                              |                                 |                                  |                                    |                                  |        |  |  |  |  |  |  |  |  |  |  |  |  |  |  |
| Felix Millan, R (1, 4)<br>OBP: 0.327, SLG: 0.358  | 0-0<br>F7<br>1B                                       |                                 | 0-0<br>F7                    |                                 | 0-0<br>HR<br>1-H             | 0-0<br>4-3<br>2-3               |                              | 0-0<br>6-3                       |                              | 5 1 2 2 0 0 1                    |                              |                                 |                              |                                 |                              |                                 |                              |                                 |                                  |                                    |                                  |        |  |  |  |  |  |  |  |  |  |  |  |  |  |  |
| Cleon Jones, R (1, 7)<br>OBP: 0.312, SLG: 0.365   | 0-0<br>1-2<br>1B                                      |                                 | 0-3<br>K                     |                                 | 0-0<br>5-3                   | 0-3<br>K                        |                              | 0-3<br>K                         |                              | 5 0 1 0 0 3 1                    |                              |                                 |                              |                                 |                              |                                 |                              |                                 |                                  |                                    |                                  |        |  |  |  |  |  |  |  |  |  |  |  |  |  |  |
| Rusty Staub, L (1, 9)<br>OBP: 0.356, SLG: 0.410   | 0-0<br>F7<br>2-3                                      |                                 | 0-0<br>4-3                   |                                 | 0-0<br>WP<br>3B<br>1B        |                                 | 0-0<br>F5                    |                                  | 0-0<br>4-3                   | 5 1 1 0 0 0 2                    |                              |                                 |                              |                                 |                              |                                 |                              |                                 |                                  |                                    |                                  |        |  |  |  |  |  |  |  |  |  |  |  |  |  |  |
| Ed Kranepool, L (1, 3)<br>OBP: 0.314, SLG: 0.312  | 0-0<br>F7   |                                 |                              | 0-0<br>6-3                      | 0-0<br>6-3<br>1-2            |                                 | 0-0<br>F7                    |                                  |                              | 4 0 0 0 0 0 3                    |                              |                                 |                              |                                 |                              |                                 |                              |                                 |                                  |                                    |                                  |        |  |  |  |  |  |  |  |  |  |  |  |  |  |  |
| Jerry Grote, R (1, 2)<br>OBP: 0.277, SLG: 0.315   |   | 0-0<br>G3                       |                              | 0-0<br>2B                       | 0-0<br>1B<br>3B              |                                 | 0-0<br>5-3                   |                                  |                              | 4 1 2 1 0 0 0                    |                              |                                 |                              |                                 |                              |                                 |                              |                                 |                                  |                                    |                                  |        |  |  |  |  |  |  |  |  |  |  |  |  |  |  |
| Don Hahn, R (1, 8)<br>OBP: 0.290, SLG: 0.318      |   | 0-3<br>K                        |                              | 0-3<br>K                        | 0-0<br>FC6-4<br>1B           |                                 | 0-0<br>F8                    |                                  |                              | 4 0 1 1 0 2 1                    |                              |                                 |                              |                                 |                              |                                 |                              |                                 |                                  |                                    |                                  |        |  |  |  |  |  |  |  |  |  |  |  |  |  |  |
| Bud Harrelson, S (1, 6)<br>OBP: 0.346, SLG: 0.306 |   | 0-0<br>1B<br>1B                 |                              | 4-0<br>BB                       | 0-0<br>FC6-4<br>1-2f         |                                 | 0-3<br>K                     |                                  |                              | 3 0 1 0 1 1 1                    |                              |                                 |                              |                                 |                              |                                 |                              |                                 |                                  |                                    |                                  |        |  |  |  |  |  |  |  |  |  |  |  |  |  |  |
| Jon Matlack, L (1, 1)<br>OBP: 0.284, SLG: 0.158   |   | 0-0<br>1B                       |                              | 0-3<br>K                        |                              | 0-0<br>4-3<br>SH1-3<br>1B       |                              | 0-0<br>1B                        |                              | 3 0 2 0 0 1 2                    |                              |                                 |                              |                                 |                              |                                 |                              |                                 |                                  |                                    |                                  |        |  |  |  |  |  |  |  |  |  |  |  |  |  |  |
| Buzz Capra, R (6, 1)                              |   |                                 |                              |                                 |                              |                                 |                              |                                  |                              | 0 0 0 0 0 0 0                    |                              |                                 |                              |                                 |                              |                                 |                              |                                 |                                  |                                    |                                  |        |  |  |  |  |  |  |  |  |  |  |  |  |  |  |
| Ron Hodges, L (8, PH)<br>OBP: 0.300, SLG: 0.288   |   |                                 |                              |                                 |                              |                                 |                              |                                  |                              | 1 0 1 0 0 0 0                    |                              |                                 |                              |                                 |                              |                                 |                              |                                 |                                  |                                    |                                  |        |  |  |  |  |  |  |  |  |  |  |  |  |  |  |
| Jim McAndrew, R (8, 1)<br>OBP: 0.381, SLG: 0.200  |   | 1-2<br>1B                       |                              |                                 |                              |                                 |                              |                                  |                              | 0 0 0 0 0 0 0                    |                              |                                 |                              |                                 |                              |                                 |                              |                                 |                                  |                                    |                                  |        |  |  |  |  |  |  |  |  |  |  |  |  |  |  |
| <b>Inning Stats</b>                               | R: 0<br>E: 0<br>K: 0<br>S: 5                          | H: 2<br>LOB: 2<br>BB: 0<br>P: 5 | R: 0<br>E: 0<br>K: 2<br>S: 9 | H: 2<br>LOB: 2<br>BB: 0<br>P: 9 | R: 0<br>E: 0<br>K: 1<br>S: 5 | H: 0<br>LOB: 0<br>BB: 0<br>P: 5 | R: 0<br>E: 0<br>K: 2<br>S: 8 | H: 1<br>LOB: 2<br>BB: 1<br>P: 12 | R: 4<br>E: 0<br>K: 0<br>S: 7 | H: 4<br>LOB: 1<br>BB: 1<br>P: 11 | R: 0<br>E: 0<br>K: 1<br>S: 6 | H: 1<br>LOB: 1<br>BB: 0<br>P: 6 | R: 0<br>E: 0<br>K: 0<br>S: 3 | H: 0<br>LOB: 0<br>BB: 0<br>P: 3 | R: 0<br>E: 0<br>K: 2<br>S: 8 | H: 1<br>LOB: 1<br>BB: 0<br>P: 8 | R: 0<br>E: 0<br>K: 1<br>S: 5 | H: 0<br>LOB: 0<br>BB: 0<br>P: 5 | 1B: 8<br>2B: 1<br>3B: 1<br>HR: 1 | SF: 0<br>SAC: 1<br>DP: 0<br>HBP: 0 | WP: 1<br>PB: 0<br>SB: 0<br>CS: 0 | PA: 40 |  |  |  |  |  |  |  |  |  |  |  |  |  |  |
| <b>PITCHER</b>                                    | IP WLS BF H R ER SO BB IBB HBP BLK WP HR S P ERA WHIP |                                 |                              |                                 |                              |                                 |                              |                                  |                              |                                  |                              |                                 |                              |                                 |                              |                                 |                              |                                 |                                  |                                    |                                  |        |  |  |  |  |  |  |  |  |  |  |  |  |  |  |
| Rick Wise, R (1, 1)<br>ERA: 3.35                  | 4.2   |                                 | 25                           | 9                               | 4                            | 4                               | 5                            | 2                                | 0                            | 0                                | 0                            | 1                               | 1                            | 33                              | 41                           | 7.71                            | 2.357                        |                                 |                                  |                                    |                                  |        |  |  |  |  |  |  |  |  |  |  |  |  |  |  |
| John Andrews, L (5, 1)<br>ERA: 4.73               | 1.1   |                                 | 5                            | 1                               | 0                            | 0                               | 1                            | 0                                | 0                            | 0                                | 0                            | 0                               | 0                            | 7                               | 7                            | 0.00                            | 0.750                        |                                 |                                  |                                    |                                  |        |  |  |  |  |  |  |  |  |  |  |  |  |  |  |
| Eddie Fisher, R (7, 1)<br>ERA: 4.78               | 1.0   | W                               | 3                            | 0                               | 0                            | 0                               | 0                            | 0                                | 0                            | 0                                | 0                            | 0                               | 0                            | 3                               | 3                            | 0.00                            | 0.000                        |                                 |                                  |                                    |                                  |        |  |  |  |  |  |  |  |  |  |  |  |  |  |  |
| Diego Segui, R (8, 1)<br>ERA: 2.95                | 2.0   | S                               | 7                            | 1                               | 0                            | 0                               | 3                            | 0                                | 0                            | 0                                | 0                            | 0                               | 0                            | 13                              | 13                           | 0.00                            | 0.500                        |                                 |                                  |                                    |                                  |        |  |  |  |  |  |  |  |  |  |  |  |  |  |  |

**New York Mets @ St. Louis Cardinals**  
 Busch Stadium, St. Louis, MO  
 Sun Sep 02 1973, 3:33 AM CDT  
 Att: 20,339 - Unknown

livebaseballscorecards.com

|     |    |
|-----|----|
| AB  | 37 |
| R   | 4  |
| H   | 11 |
| RBI | 4  |
| BB  | 2  |
| SO  | 9  |
| LOB | 14 |





| Batter  | 1                             | 2                                | 3                            | 4                               | 5                            | 6                               | 7                            | 8                               | 9                            | AB R H RBI BB SO LOB   | TOP   |                                 |                              |                                 |                              |                                 |                              |                                 |                                  |                                    |                                  |        |                |           |          |          |        |        |         |         |         |          |          |          |         |         |         |         |             |               |
|---|-------------------------------|----------------------------------|------------------------------|---------------------------------|------------------------------|---------------------------------|------------------------------|---------------------------------|------------------------------|--|---|---------------------------------|------------------------------|---------------------------------|------------------------------|---------------------------------|------------------------------|---------------------------------|----------------------------------|------------------------------------|----------------------------------|--------|----------------|-----------|----------|----------|--------|--------|---------|---------|---------|----------|----------|----------|---------|---------|---------|---------|-------------|---------------|
| <b>Cesar Tovar, R</b> (1, 5)<br>OBP: 0.339, SLG: 0.365  | 4-0<br>BB<br>1B               |                                  | 0-0<br>6-3                   |                                 | 0-0<br>E3<br>FC6             |                                 | 0-0<br>4-3                   |                                 | 0-0<br>P4                    | 4 0 0 0 1 0 1  | <b>Philadelphia Phillies @ New York Mets</b><br>Shea Stadium, Flushing, NY<br>Mon Sep 03 1973, 3:33 AM EDT<br>Unknown<br><a href="http://livebaseballscorecards.com">livebaseballscorecards.com</a> |                                 |                              |                                 |                              |                                 |                              |                                 |                                  |                                    |                                  |        |                |           |          |          |        |        |         |         |         |          |          |          |         |         |         |         |             |               |
| <b>Billy Grabarkewitz, R</b> (1, 4)<br>OBP: 0.328, SLG: 0.313   | 0-3<br>K                      |                                  | 0-0<br>F7                    |                                 | 0-0<br>F8                    |                                 | 0-0<br>1B                    |                                 |                              | 4 0 1 0 0 1 2  |   |                                 |                              |                                 |                              |                                 |                              |                                 |                                  |                                    |                                  |        |                |           |          |          |        |        |         |         |         |          |          |          |         |         |         |         |             |               |
| <b>Willie Montanez, L</b> (1, 3)<br>OBP: 0.328, SLG: 0.381  | 0-0<br>P5                     |                                  | 0-0<br>FC6-4<br>1B           |                                 | 0-0<br>FC6<br>1-2f           |                                 | 0-0<br>F7                    |                                 |                              | 4 0 1 0 0 0 3  |   |                                 |                              |                                 |                              |                                 |                              |                                 |                                  |                                    |                                  |        |                |           |          |          |        |        |         |         |         |          |          |          |         |         |         |         |             |               |
| <b>Greg Luzinski, R</b> (1, 7)<br>OBP: 0.348, SLG: 0.489  | 0-0<br>FC5<br>BB<br>1-3<br>1B |                                  | 0-0<br>FC6-4<br>1-2f         |                                 | 0-0<br>F9                    |                                 | 0-3<br>K                     |                                 |                              | 4 0 1 0 0 1 1  |   |                                 |                              |                                 |                              |                                 |                              |                                 |                                  |                                    |                                  |        |                |           |          |          |        |        |         |         |         |          |          |          |         |         |         |         |             |               |
| <b>Bill Robinson, R</b> (1, 8)<br>OBP: 0.333, SLG: 0.559  | 4-0<br>1-2<br>BB              |                                  |                              | 0-0<br>P6                       |                              | 0-0<br>5-3                      |                              | 0-0<br>F3                       |                              | 3 0 0 0 1 0 0  |   |                                 |                              |                                 |                              |                                 |                              |                                 |                                  |                                    |                                  |        |                |           |          |          |        |        |         |         |         |          |          |          |         |         |         |         |             |               |
| <b>Mike Anderson, R</b> (1, 9)<br>OBP: 0.319, SLG: 0.456  | 0-0<br>FC5<br>2-3f            |                                  |                              | 0-3<br>K                        |                              | 0-0<br>1B<br>1B                 |                              | 0-3<br>K                        |                              | 4 0 1 0 0 2 3  |   |                                 |                              |                                 |                              |                                 |                              |                                 |                                  |                                    |                                  |        |                |           |          |          |        |        |         |         |         |          |          |          |         |         |         |         |             |               |
| <b>Bob Boone, R</b> (1, 2)<br>OBP: 0.315, SLG: 0.363  |                               | 0-0<br>CS<br>1B                  |                              | 0-0<br>1B                       |                              | 0-0<br>1-2<br>1B                |                              | 0-0<br>6-3                      |                              | 4 0 3 0 0 0 0  |   |                                 |                              |                                 |                              |                                 |                              |                                 |                                  |                                    |                                  |        |                |           |          |          |        |        |         |         |         |          |          |          |         |         |         |         |             |               |
| <b>Craig Robinson, R</b> (1, 6)<br>OBP: 0.230, SLG: 0.286   |                               | 0-0<br>F9<br>1-2                 |                              | 0-0<br>F9                       |                              | 0-0<br>B1-3                     |                              | 0-0<br>5-3                      |                              | 4 0 0 0 0 0 4  |   |                                 |                              |                                 |                              |                                 |                              |                                 |                                  |                                    |                                  |        |                |           |          |          |        |        |         |         |         |          |          |          |         |         |         |         |             |               |
| <b>Steve Carlton, L</b> (1, 1)<br>OBP: 0.167, SLG: 0.241<br><b>Terry Harmon, R</b> (7, PH)<br>OBP: 0.281, SLG: 0.236<br><b>Ron Diorio, R</b> (7, 1)<br><b>Mike Schmidt, R</b> (9, PH)<br>OBP: 0.330, SLG: 0.394 |                               | 0-0<br>F8                        |                              | 0-0<br>4-3                      |                              | 0-0<br>F8                       |                              | 4-0<br>BB                       |                              | 2 0 0 0 0 0 0<br>1 0 0 0 0 0 0<br>0 0 0 0 0 0 0<br>0 0 0 0 1 0 0 |   |                                 |                              |                                 |                              |                                 |                              |                                 |                                  |                                    |                                  |        |                |           |          |          |        |        |         |         |         |          |          |          |         |         |         |         |             |               |
| <b>Inning Stats</b>   | R: 0<br>E: 0<br>K: 1<br>S: 6  | H: 1<br>LOB: 3<br>BB: 2<br>P: 14 | R: 0<br>E: 0<br>K: 0<br>S: 3 | H: 1<br>LOB: 0<br>BB: 0<br>P: 3 | R: 0<br>E: 0<br>K: 0<br>S: 4 | H: 1<br>LOB: 1<br>BB: 0<br>P: 4 | R: 0<br>E: 0<br>K: 1<br>S: 6 | H: 1<br>LOB: 1<br>BB: 0<br>P: 6 | R: 0<br>E: 1<br>K: 0<br>S: 4 | H: 0<br>LOB: 1<br>BB: 0<br>P: 4                                  | R: 0<br>E: 0<br>K: 0<br>S: 5  | H: 2<br>LOB: 2<br>BB: 0<br>P: 5 | R: 0<br>E: 0<br>K: 0<br>S: 4 | H: 1<br>LOB: 1<br>BB: 0<br>P: 4 | R: 0<br>E: 0<br>K: 2<br>S: 7 | H: 0<br>LOB: 0<br>BB: 0<br>P: 7 | R: 0<br>E: 0<br>K: 0<br>S: 3 | H: 0<br>LOB: 1<br>BB: 1<br>P: 7 | 1B: 7<br>2B: 0<br>3B: 0<br>HR: 0 | SF: 0<br>SAC: 0<br>DP: 0<br>HBP: 0 | WP: 0<br>PB: 0<br>SB: 0<br>CS: 1 | PA: 37 |                |           |          |          |        |        |         |         |         |          |          |          |         |         |         |         |             |               |
| <b>PITCHER</b><br><b>Jerry Koosman, L</b> (1, 1)<br>ERA: 2.93   | IP<br>9.0                     | WLS<br>W                         | BF<br>37                     | H<br>7                          | R<br>0                       | ER<br>0                         | SO<br>4                      | BB<br>3                         | IBB<br>0                     | HBP<br>0   | BLK<br>0  | WP<br>0                         | HR<br>0                      | S<br>42                         | P<br>54                      | ERA<br>0.00                     | WHIP<br>1.111                |                                 |                                  |                                    |                                  |        | <b>PITCHER</b> | IP<br>9.0 | WLS<br>W | BF<br>37 | H<br>7 | R<br>0 | ER<br>0 | SO<br>4 | BB<br>3 | IBB<br>0 | HBP<br>0 | BLK<br>0 | WP<br>0 | HR<br>0 | S<br>42 | P<br>54 | ERA<br>0.00 | WHIP<br>1.111 |







| Batter  | 1   | 2                                | 3                            | 4                               | 5                            | 6                               | 7                            | 8                               | 9                            | AB R H RBI BB SO LOB             | TOP                          |                                 |                              |                                 |                              |                                 |                              |                                 |                                   |                                    |                                  |        |
|---|---|----------------------------------|------------------------------|---------------------------------|------------------------------|---------------------------------|------------------------------|---------------------------------|------------------------------|----------------------------------|------------------------------|---------------------------------|------------------------------|---------------------------------|------------------------------|---------------------------------|------------------------------|---------------------------------|-----------------------------------|------------------------------------|----------------------------------|--------|
| Denny Doyle, L (1, 4)<br>OBP: 0.312, SLG: 0.311     | 0-0<br>BB BB<br>FC6-4<br>1B                           | 0-0<br>2-3<br>3-H<br>1B          |                              | 0-0<br>2-H<br>1B                |                              | 0-0<br>1B                       |                              | 0-0<br>L6                       |                              | 5 1 4 1 0 0 0                    |                              |                                 |                              |                                 |                              |                                 |                              |                                 |                                   |                                    |                                  |        |
| Del Unser, L (1, 8)<br>OBP: 0.356, SLG: 0.438       | 4-0<br>FC6-4 BB<br>1-2<br>BB                          | 0-0<br>F8                        |                              |                                 | 0-0<br>E8<br>SF7<br>1B       | 0-0<br>F8                       |                              | 0-0<br>1-3                      |                              | 4 1 1 0 1 0 2                    |                              |                                 |                              |                                 |                              |                                 |                              |                                 |                                   |                                    |                                  |        |
| Willie Montanez, L (1, 3)<br>OBP: 0.331, SLG: 0.382 | 4-0<br>FC6-4<br>1-2<br>2-3<br>BB                      |                                  | 0-0<br>FC6-4<br>1B           |                                 | 0-0<br>SF7                   | 0-0<br>1B                       |                              | 0-0<br>4-3                      |                              | 3 0 2 1 1 0 0                    |                              |                                 |                              |                                 |                              |                                 |                              |                                 |                                   |                                    |                                  |        |
| Greg Luzinski, R (1, 7)<br>OBP: 0.347, SLG: 0.492   | 0-0<br>FC6-4<br>1-2f<br>2-3<br>3-H<br>CS              |                                  | 0-0<br>F8                    |                                 | 0-0<br>HR                    | 0-0<br>P4                       |                              | 0-0<br>L6                       |                              | 5 1 1 2 0 0 4                    |                              |                                 |                              |                                 |                              |                                 |                              |                                 |                                   |                                    |                                  |        |
| Bill Robinson, R (1, 9)<br>OBP: 0.332, SLG: 0.558   | 0-3<br>K  |                                  | 0-3<br>K                     |                                 | 0-0<br>1B                    |                                 | 0-0<br>E5<br>1B<br>G6-4-3    |                                 | 0-0<br>6-3                   | 4 2 1 0 0 2 3<br>1 0 0 0 0 0 0   |                              |                                 |                              |                                 |                              |                                 |                              |                                 |                                   |                                    |                                  |        |
| Mike Anderson, R (7, 9)<br>OBP: 0.317, SLG: 0.453   | 1-2<br>K  |                                  |                              |                                 | 0-0<br>2B                    |                                 |                              |                                 |                              |                                  |                              |                                 |                              |                                 |                              |                                 |                              |                                 |                                   |                                    |                                  |        |
| Bob Boone, R (1, 2)<br>OBP: 0.314, SLG: 0.362       |   | 0-0<br>E7<br>1B<br>1B            | 0-0<br>FC6-4                 |                                 | 0-0<br>F8                    |                                 | 0-0<br>G6-4-3<br>1B          |                                 |                              | 4 1 1 0 0 0 2                    |                              |                                 |                              |                                 |                              |                                 |                              |                                 |                                   |                                    |                                  |        |
| Mike Schmidt, R (1, 5)<br>OBP: 0.332, SLG: 0.395    |   | 0-0<br>F3                        |                              | 0-0<br>SH1-4<br>1B<br>1B        | 0-0<br>1B                    |                                 | 0-0<br>G6-4-3                |                                 |                              | 4 0 2 1 0 0 2                    |                              |                                 |                              |                                 |                              |                                 |                              |                                 |                                   |                                    |                                  |        |
| Larry Bowa, S (1, 6)<br>OBP: 0.255, SLG: 0.244      |   | 0-0<br>1B<br>SH3<br>2-3<br>1B    |                              | 0-0<br>F8                       | 4-0<br>1B                    |                                 | 0-0<br>4-3                   |                                 |                              | 3 0 1 0 1 0 1                    |                              |                                 |                              |                                 |                              |                                 |                              |                                 |                                   |                                    |                                  |        |
| Dick Ruthven, R (1, 1)<br>OBP: 0.167, SLG: 0.171    |   | 0-0<br>SH3                       |                              | 0-0<br>SH1-4                    | 0-0<br>6-3                   |                                 |                              | 0-3<br>K                        |                              | 1 0 0 0 0 0 2<br>1 0 0 0 0 1 0   |                              |                                 |                              |                                 |                              |                                 |                              |                                 |                                   |                                    |                                  |        |
| Mac Scarce, L (7, 1)                                |   |                                  |                              |                                 |                              |                                 |                              |                                 |                              |                                  |                              |                                 |                              |                                 |                              |                                 |                              |                                 |                                   |                                    |                                  |        |
| <b>Inning Stats</b>                                 | R: 1<br>E: 0<br>K: 1<br>S: 5                          | H: 1<br>LOB: 2<br>BB: 2<br>P: 13 | R: 1<br>E: 1<br>K: 0<br>S: 6 | H: 2<br>LOB: 2<br>BB: 0<br>P: 6 | R: 0<br>E: 0<br>K: 1<br>S: 6 | H: 1<br>LOB: 1<br>BB: 0<br>P: 6 | R: 0<br>E: 0<br>K: 0<br>S: 4 | H: 2<br>LOB: 2<br>BB: 0<br>P: 4 | R: 3<br>E: 1<br>K: 0<br>S: 7 | H: 4<br>LOB: 2<br>BB: 1<br>P: 11 | R: 0<br>E: 0<br>K: 0<br>S: 4 | H: 2<br>LOB: 1<br>BB: 0<br>P: 4 | R: 1<br>E: 1<br>K: 0<br>S: 4 | H: 1<br>LOB: 0<br>BB: 0<br>P: 4 | R: 0<br>E: 0<br>K: 1<br>S: 5 | H: 0<br>LOB: 0<br>BB: 0<br>P: 5 | R: 0<br>E: 0<br>K: 0<br>S: 3 | H: 0<br>LOB: 0<br>BB: 0<br>P: 3 | 1B: 11<br>2B: 2<br>3B: 0<br>HR: 1 | SF: 1<br>SAC: 2<br>DP: 2<br>HBP: 0 | WP: 0<br>PB: 0<br>SB: 0<br>CS: 1 | PA: 41 |
| <b>PITCHER</b>                                      | IP WLS BF H R ER SO BB IBB HBP BLK WP HR S P ERA WHIP |                                  |                              |                                 |                              |                                 |                              |                                 |                              |                                  |                              |                                 |                              |                                 |                              |                                 |                              |                                 |                                   |                                    |                                  |        |
| Craig Swan, R (1, 1)<br>ERA: 8.31                   | 4.1 L 23 9 5 4 2 2 0 0 0 0 0 1 25 33 8.31 2.538       |                                  |                              |                                 |                              |                                 |                              |                                 |                              |                                  |                              |                                 |                              |                                 |                              |                                 |                              |                                 |                                   |                                    |                                  |        |
| Jim McAndrew, R (5, 1)<br>ERA: 5.29                 | 2.2 12 4 1 0 0 0 1 0 0 0 0 0 11 15 0.00 1.500         |                                  |                              |                                 |                              |                                 |                              |                                 |                              |                                  |                              |                                 |                              |                                 |                              |                                 |                              |                                 |                                   |                                    |                                  |        |
| Harry Parker, R (8, 1)<br>ERA: 3.62                 | 2.0 6 0 0 0 0 1 0 0 0 0 0 0 8 8 0.00 0.000            |                                  |                              |                                 |                              |                                 |                              |                                 |                              |                                  |                              |                                 |                              |                                 |                              |                                 |                              |                                 |                                   |                                    |                                  |        |

Philadelphia Phillies @ New York Mets  
 Shea Stadium, Flushing, NY  
 Mon Sep 03 1973, 7:05 PM EDT  
 Att: 30,748 - Unknown

livebaseballscorecards.com

|     |    |
|-----|----|
| AB  | 35 |
| R   | 6  |
| H   | 13 |
| RBI | 5  |
| BB  | 3  |
| SO  | 3  |
| LOB | 16 |



| Batter   | 1                              | 2         | 3                | 4           | 5            | 6         | 7                         | 8         | 9   | AB R H RBI BB SO LOB |
|--|--------------------------------|-----------|------------------|-------------|--------------|-----------|---------------------------|-----------|---|----------------------|
| Wayne Garrett, L (1, 5)<br>OBP: 0.335, SLG: 0.350<br>Jim Beauchamp, R (9, PH)<br>OBP: 0.328, SLG: 0.310  | 4-0<br>BB<br>1B<br>BB          | 4-0<br>BB |                  | x 0-0<br>P6 |              |           | 4-0<br>G4-6-3<br>BB       | 0-3<br>K  | 1 1 0 0 3 0 1<br>1 0 0 0 0 1 1  |                      |
| Felix Millan, R (1, 4)<br>OBP: 0.326, SLG: 0.356   | 4-0<br>4-3 1B<br>1-2 4-3<br>BB | 0-0<br>G3 |                  | x 0-0<br>F4 |              |           | 0-0<br>F8                 | 0-0<br>F8 | 4 1 0 0 1 0 5   |                      |
| Rusty Staub, L (1, 9)<br>OBP: 0.358, SLG: 0.412  | 0-0<br>4-3 1B<br>1-2 2-H<br>1B |           | x 0-0<br>F5      |             | x 0-0<br>6-3 |           | x 0-0<br>G4-6-3<br>1-2f   |           | 4 1 1 1 0 0 2   |                      |
| John Milner, L (1, 7)<br>OBP: 0.328, SLG: 0.464  | 0-0<br>4-3<br>1-2 2-3          |           | x 0-0<br>2B      |             | x 0-0<br>P6  |           | 0-0<br>G6-3 WP<br>1B      |           | 4 0 2 0 0 0 2   |                      |
| Ed Kranepool, L (1, 3)<br>OBP: 0.311, SLG: 0.308<br>Willie Mays, R (8, PH)<br>OBP: 0.299, SLG: 0.348 (9, 3)  | 0-0<br>4-3<br>2-3 3-H          |           | x 0-0<br>F8      |             | 0-3<br>K     |           | 4-0<br>G6-3<br>1-2 BB     |           | 3 0 0 1 0 1 2<br>0 0 0 0 1 0 0  |                      |
| Ron Hodges, L (1, 2)<br>OBP: 0.308, SLG: 0.292<br>Duffy Dyer, R (8, PH)<br>OBP: 0.246, SLG: 0.239 (9, 2)   | 0-0<br>4-3<br>3-H<br>1B        |           | 4-0<br>1B<br>IBB |             | x 0-0<br>F8  |           | x 0-0<br>G6-3<br>1-2f 2-3 |           | 2 0 1 1 1 0 0<br>1 0 0 0 0 0 2  |                      |
| Don Hahn, R (1, 8)<br>OBP: 0.293, SLG: 0.314   | 0-0<br>P4<br>1B                |           | x 0-0<br>1B      |             | x 0-0<br>5-3 |           | x 0-0<br>F7               |           | 4 0 1 0 0 0 2   |                      |
| Bud Harrelson, S (1, 6)<br>OBP: 0.342, SLG: 0.303  |                                | 0-3<br>K  |                  | x 0-0<br>1B |              | 0-3<br>K  | x 0-0<br>F7               |           | 4 0 1 0 0 2 0   |                      |
| Craig Swan, R (1, 1)<br>Jim McAndrew, R (5, 1)<br>OBP: 0.381, SLG: 0.200<br>Ken Boswell, L (7, PH)<br>OBP: 0.273, SLG: 0.320<br>Harry Parker, R (8, 1)<br>OBP: 0.150, SLG: 0.150<br>Cleon Jones, R (9, PH)<br>OBP: 0.314, SLG: 0.364 |                                | 0-3<br>K  |                  | 0-3<br>K    |              | 0-0<br>2B | x 0-0<br>1B               |           | 2 0 0 0 0 2 1<br>0 0 0 0 0 0 0<br>1 0 1 0 0 0 0<br>0 0 0 0 0 0 0<br>1 0 1 0 0 0 0 |                      |

| Inning Stats  | R: 3<br>E: 0<br>K: 0<br>S: 5  | H: 2<br>LOB: 1<br>BB: 2<br>P: 13   | R: 0<br>E: 0<br>K: 2<br>S: 7 | H: 0<br>LOB: 1<br>BB: 1<br>P: 11 | R: 0<br>E: 0<br>K: 0<br>S: 4 | H: 2<br>LOB: 2<br>BB: 1<br>P: 8 | R: 0<br>E: 0<br>K: 1<br>S: 6 | H: 1<br>LOB: 1<br>BB: 0<br>P: 6 | R: 0<br>E: 0<br>K: 1<br>S: 5 | H: 0<br>LOB: 0<br>BB: 0<br>P: 5 | R: 0<br>E: 0<br>K: 1<br>S: 5 | H: 0<br>LOB: 0<br>BB: 0<br>P: 5 | R: 0<br>E: 0<br>K: 0<br>S: 3 | H: 1<br>LOB: 1<br>BB: 1<br>P: 7 | R: 0<br>E: 0<br>K: 0<br>S: 3 | H: 1<br>LOB: 1<br>BB: 1<br>P: 7 | R: 0<br>E: 0<br>K: 1<br>S: 6 | H: 1<br>LOB: 1<br>BB: 0<br>P: 6 | 1B: 6<br>2B: 2<br>3B: 0<br>HR: 0 | SF: 0<br>SAC: 0<br>DP: 2<br>HBP: 0 | WP: 1<br>PB: 0<br>SB: 0<br>CS: 0 | PA: 38<br>ERA<br>WHIP |
|---|---|--|------------------------------|----------------------------------|------------------------------|---------------------------------|------------------------------|---------------------------------|------------------------------|---------------------------------|------------------------------|---------------------------------|------------------------------|---------------------------------|------------------------------|---------------------------------|------------------------------|---------------------------------|----------------------------------|------------------------------------|----------------------------------|-----------------------|
| PITCHER<br>Dick Ruthven, R (1, 1)<br>ERA: 3.72<br>Mac Scarce, L (7, 1)<br>ERA: 2.06 | IP 6.1<br>WLS W<br>BF 29<br>H 6<br>R 3<br>ER 3<br>SO 5<br>BB 4<br>IBB 1<br>HBP 0<br>BLK 0<br>WP 0<br>HR 0<br>S 34<br>P 54<br>ERA 4.26<br>WHIP 1.579 | IP 2.2<br>WLS S<br>BF 9<br>H 2<br>R 0<br>ER 0<br>SO 1<br>BB 1<br>IBB 0<br>HBP 0<br>BLK 0<br>WP 1<br>HR 0<br>S 10<br>P 14<br>ERA 0.00<br>WHIP 1.125 |                              |                                  |                              |                                 |                              |                                 |                              |                                 |                              |                                 |                              |                                 |                              |                                 |                              |                                 |                                  |                                    |                                  |                       |

**BOTTOM**

**Philadelphia Phillies @ New York Mets**

Shea Stadium, Flushing, NY

Mon Sep 03 1973, 7:05 PM EDT  
Att. 30,748 - Unknown

livebaseballscores.com

|            |           |
|------------|-----------|
| <b>AB</b>  | <b>32</b> |
| <b>R</b>   | <b>3</b>  |
| <b>H</b>   | <b>8</b>  |
| <b>RBI</b> | <b>3</b>  |
| <b>BB</b>  | <b>6</b>  |
| <b>SO</b>  | <b>6</b>  |
| <b>LOB</b> | <b>18</b> |



| Batter  | 1   | 2                               | 3                            | 4                               | 5                            | 6                               | 7                            | 8                               | 9  | AB R H RBI BB SO LOB             | TOP   |                                  |  |                                 |                              |                                 |                              |                                 |                                  |                                    |                                  |        |
|---|---|---------------------------------|------------------------------|---------------------------------|------------------------------|---------------------------------|------------------------------|---------------------------------|--|----------------------------------|---|----------------------------------|--|---------------------------------|------------------------------|---------------------------------|------------------------------|---------------------------------|----------------------------------|------------------------------------|----------------------------------|--------|
| Denny Doyle, L (1, 4)<br>OBP: 0.314, SLG: 0.311       | 0-3<br>K  |                                 |                              | 0-0<br>P6                       |                              | 4-0<br>BB                       |                              | 0-0<br>FC6<br>1B                |  | 3 0 1 0 1 1 0                    | <b>Philadelphia Phillies @ New York Mets</b><br>Shea Stadium, Flushing, NY<br>Tue Sep 04 1973, 7:05 PM EDT<br>Att. 13,674 - Unknown |                                  |  |                                 |                              |                                 |                              |                                 |                                  |                                    |                                  |        |
| Del Unser, L (1, 8)<br>OBP: 0.353, SLG: 0.433         | 0-0<br>3-1  |                                 | 0-3<br>K                     |                                 | 0-0<br>4-1                   |                                 | 0-0<br>FC6<br>1-2f           |                                 | 4 0 0 0 0 1 2  |                                  |   |                                  |  |                                 |                              |                                 |                              |                                 |                                  |                                    |                                  |        |
| Willie Montanez, L (1, 3)<br>OBP: 0.328, SLG: 0.379   | 0-0<br>F7   |                                 | 0-0<br>4-3                   |                                 | 0-3<br>K                     |                                 | 0-0<br>5-3                   |                                 | 4 0 0 0 0 1 2  |                                  |   |                                  |  |                                 |                              |                                 |                              |                                 |                                  |                                    |                                  |        |
| Greg Luzinski, R (1, 7)<br>OBP: 0.346, SLG: 0.491     |   | 0-0<br>6-3                      |                              | 0-0<br>1B<br>1B                 |                              | 0-3<br>K                        |                              | 0-3<br>K                        | 4 1 1 0 0 2 1  |                                  |   |                                  |  |                                 |                              |                                 |                              |                                 |                                  |                                    |                                  |        |
| Bill Robinson, R (1, 9)<br>OBP: 0.332, SLG: 0.555     |   | 0-3<br>K                        |                              | 0-0<br>4-3<br>1B<br>1B          |                              | 0-0<br>5-3                      |                              | 0-0<br>F8                       | 4 0 1 0 0 1 0  |                                  |   |                                  |  |                                 |                              |                                 |                              |                                 |                                  |                                    |                                  |        |
| Bob Boone, R (1, 2)<br>OBP: 0.317, SLG: 0.364         |   | 0-0<br>4-3                      |                              | 0-0<br>1-2<br>2-H<br>1B         |                              | 0-0<br>1B                       |                              | 0-0<br>F2                       | 3 0 2 1 0 0 0<br>1 0 0 0 0 0 0   |                                  |   |                                  |  |                                 |                              |                                 |                              |                                 |                                  |                                    |                                  |        |
| Mike Ryan, R (7, 2)<br>OBP: 0.301, SLG: 0.364         |   |                                 |                              |                                 |                              |                                 |                              |                                 |  |                                  |   |                                  |  |                                 |                              |                                 |                              |                                 |                                  |                                    |                                  |        |
| Mike Schmidt, R (1, 5)<br>OBP: 0.330, SLG: 0.391      |   |                                 | 0-3<br>K                     |                                 | 0-3<br>K                     |                                 | 0-3<br>K                     |                                 | 3 0 0 0 0 3 3  |                                  |   |                                  |  |                                 |                              |                                 |                              |                                 |                                  |                                    |                                  |        |
| Larry Bowa, S (1, 6)<br>OBP: 0.253, SLG: 0.242        |   |                                 | 0-0<br>P6                    |                                 | 0-0<br>4-3                   |                                 | 0-3<br>K                     |                                 | 3 0 0 0 0 1 3  |                                  |   |                                  |  |                                 |                              |                                 |                              |                                 |                                  |                                    |                                  |        |
| Jim Lonborg, R (1, 1)<br>OBP: 0.185, SLG: 0.176       |   |                                 | 0-3<br>K                     |                                 | 0-3<br>K                     |                                 | 0-3<br>K                     |                                 | 1 0 0 0 0 1 0<br>0 0 0 0 0 0 0<br>1 0 0 0 0 1 2<br>0 0 0 0 0 0 0<br>1 0 0 0 0 1 0<br>0 0 0 0 0 0 0 |                                  |   |                                  |  |                                 |                              |                                 |                              |                                 |                                  |                                    |                                  |        |
| Darrell Brandon, R (3, 1)<br>OBP: 0.400, SLG: 0.250   |   |                                 |                              |                                 |                              |                                 |                              |                                 |  |                                  |   |                                  |  |                                 |                              |                                 |                              |                                 |                                  |                                    |                                  |        |
| Tom Hutton, L (5, PH)<br>OBP: 0.356, SLG: 0.390       |   |                                 |                              |                                 |                              |                                 |                              |                                 |  |                                  |   |                                  |  |                                 |                              |                                 |                              |                                 |                                  |                                    |                                  |        |
| Mike Wallace, L (5, 1)                                |   |                                 |                              |                                 |                              |                                 |                              |                                 |  |                                  |   |                                  |  |                                 |                              |                                 |                              |                                 |                                  |                                    |                                  |        |
| Mike Rogodzinski, L (8, PH)<br>OBP: 0.329, SLG: 0.328 |   |                                 |                              |                                 |                              |                                 |                              |                                 |  |                                  |   |                                  |  |                                 |                              |                                 |                              |                                 |                                  |                                    |                                  |        |
| Barry Letsch, S (8, 1)<br>OBP: 0.214, SLG: 0.154      |   |                                 |                              |                                 |                              |                                 |                              |                                 |  |                                  |   |                                  |  |                                 |                              |                                 |                              |                                 |                                  |                                    |                                  |        |
| <b>Inning Stats</b>                                   | R: 0<br>E: 0<br>K: 1<br>S: 5  | H: 0<br>LOB: 0<br>BB: 0<br>P: 5 | R: 0<br>E: 0<br>K: 1<br>S: 5 | H: 0<br>LOB: 0<br>BB: 0<br>P: 5 | R: 0<br>E: 0<br>K: 2<br>S: 7 | H: 0<br>LOB: 0<br>BB: 0<br>P: 7 | R: 0<br>E: 0<br>K: 1<br>S: 5 | H: 0<br>LOB: 0<br>BB: 0<br>P: 5 | R: 1<br>E: 0<br>K: 2<br>S: 10  | H: 3<br>LOB: 2<br>BB: 0<br>P: 10 | R: 0<br>E: 0<br>K: 2<br>S: 7  | H: 0<br>LOB: 1<br>BB: 1<br>P: 11 | R: 0<br>E: 0<br>K: 2<br>S: 8   | H: 1<br>LOB: 1<br>BB: 0<br>P: 8 | R: 0<br>E: 1<br>K: 1<br>S: 6 | H: 1<br>LOB: 1<br>BB: 0<br>P: 6 | R: 0<br>E: 0<br>K: 1<br>S: 5 | H: 0<br>LOB: 0<br>BB: 0<br>P: 5 | 1B: 5<br>2B: 0<br>3B: 0<br>HR: 0 | SF: 0<br>SAC: 0<br>DP: 0<br>HBP: 0 | WP: 0<br>PB: 0<br>SB: 0<br>CS: 0 | PA: 33 |
| <b>PITCHER</b><br>Tom Seaver, R (1, 1)<br>ERA: 1.69   | IP: 9.0<br>WLS: W<br>BF: 33<br>H: 5<br>R: 1<br>ER: 1<br>SO: 13<br>BB: 1<br>IBB: 0<br>HBP: 0<br>BLK: 0<br>WP: 0<br>HR: 0<br>S: 58<br>P: 62<br>ERA: 1.00<br>WHIP: 0.667 |                                 |                              |                                 |                              |                                 |                              |                                 |  |                                  |   | <b>PITCHER</b>                   | IP: WLS: BF: H: R: ER: SO: BB: IBB: HBP: BLK: WP: HR: S: P: ERA: WHIP: |                                 |                              |                                 |                              |                                 |                                  |                                    |                                  |        |

|     |    |
|-----|----|
| AB  | 32 |
| R   | 1  |
| H   | 5  |
| RBI | 1  |
| BB  | 1  |
| SO  | 13 |
| LOB | 13 |



livebaseballscorecards.com

| Batter  | 1          | 2         | 3                             | 4          | 5          | 6                                | 7                   | 8         | 9 |
|---|------------|-----------|-------------------------------|------------|------------|----------------------------------|---------------------|-----------|---|
| Wayne Garrett, L (1, 5)<br>OBP: 0.336, SLG: 0.361 | 0-0<br>HR  |           | 0-0<br>E<br>2B                | 0-3<br>K   |            | 0-0<br>P6<br>1-2<br>3-H          |                     |           |   |
| Felix Millan, R (1, 4)<br>OBP: 0.328, SLG: 0.357  | 0-0<br>P5  |           | 0-0<br>E4<br>BB<br>1B<br>2-H  |            | 0-0<br>1B  |                                  | 0-0<br>G6-3<br>1B   |           |   |
| Rusty Staub, L (1, 9)<br>OBP: 0.357, SLG: 0.409   | 0-0<br>4-3 |           | 4-0<br>1B<br>3B<br>BB<br>1-2  |            | 0-0<br>P3  |                                  | 0-0<br>G6-3<br>1-2f |           |   |
| John Milner, L (1, 7)<br>OBP: 0.327, SLG: 0.462   | 0-0<br>F8  |           | 0-0<br>3B<br>1B<br>1-2<br>2-H |            | 0-3<br>K   |                                  | 0-0<br>F9           |           |   |
| Ed Kranepool, L (1, 3)<br>OBP: 0.310, SLG: 0.315  |            | 0-0<br>F2 | 0-0<br>1B<br>3B<br>1-H<br>2-H |            | 0-0<br>2-3 |                                  | 0-0<br>F9           |           |   |
| Jerry Grote, R (1, 2)<br>OBP: 0.282, SLG: 0.319   |            | 0-0<br>L5 | 0-0<br>1B<br>3-H              |            |            | 0-0<br>F7                        |                     | 0-0<br>F8 |   |
| Don Hahn, R (1, 8)<br>OBP: 0.288, SLG: 0.308      |            | 0-3<br>K  | 0-0<br>F7                     |            |            | 0-0<br>E5<br>2B<br>FC5-2         |                     | 0-0<br>P4 |   |
| Bud Harrelson, S (1, 6)<br>OBP: 0.342, SLG: 0.307 |            |           | 0-0<br>L6                     | 0-0<br>2-3 |            | 0-0<br>FC5-2<br>WP<br>2B<br>1-3  |                     |           |   |
| Tom Seaver, R (1, 1)<br>OBP: 0.224, SLG: 0.253    |            |           | 0-3<br>K                      | 0-0<br>6-3 |            | 0-0<br>FC5-2<br>WP<br>2-3<br>3-H |                     |           |   |

| Inning Stats                     | R: 1<br>E: 0<br>K: 0<br>S: 4       | H: 1<br>LOB: 0<br>BB: 0<br>P: 4  | R: 0<br>E: 0<br>K: 1<br>S: 5 | H: 0<br>LOB: 0<br>BB: 0<br>P: 5 | R: 5<br>E: 1<br>K: 1<br>S: 10 | H: 4<br>LOB: 1<br>BB: 1<br>P: 14 | R: 0<br>E: 0<br>K: 1<br>S: 5 | H: 0<br>LOB: 0<br>BB: 0<br>P: 5 | R: 0<br>E: 0<br>K: 1<br>S: 6 | H: 1<br>LOB: 1<br>BB: 0<br>P: 6 | R: 1<br>E: 1<br>K: 0<br>S: 5 | H: 1<br>LOB: 1<br>BB: 0<br>P: 5 | R: 0<br>E: 0<br>K: 0<br>S: 3 | H: 1<br>LOB: 0<br>BB: 0<br>P: 3 | R: 0<br>E: 0<br>K: 0<br>S: 3 | H: 0<br>LOB: 0<br>BB: 0<br>P: 3 |
|----------------------------------|------------------------------------|----------------------------------|------------------------------|---------------------------------|-------------------------------|----------------------------------|------------------------------|---------------------------------|------------------------------|---------------------------------|------------------------------|---------------------------------|------------------------------|---------------------------------|------------------------------|---------------------------------|
| 1B: 4<br>2B: 2<br>3B: 1<br>HR: 1 | SF: 0<br>SAC: 0<br>DP: 1<br>HBP: 0 | WP: 1<br>PB: 0<br>SB: 0<br>CS: 0 | PA: 34                       |                                 |                               |                                  |                              |                                 |                              |                                 |                              |                                 |                              |                                 |                              |                                 |

| PITCHER                                | IP  | WLS | BF | H | R | ER | SO | BB | IBB | HBP | BLK | WP | HR | S  | P  | ERA  | WHIP  |
|--|-----|-----|----|---|---|----|----|----|-----|-----|-----|----|----|----|----|------|-------|
| Jim Lonborg, R (1, 1)<br>ERA: 4.9      | 2.2 | L   | 15 | 5 | 6 | 1  | 2  | 1  | 0   | 0   | 0   | 0  | 1  | 18 | 22 | 3.38 | 2.250 |
| Darrell Brandon, R (3, 1)<br>ERA: 4.74 | 1.1 |     | 4  | 0 | 0 | 0  | 1  | 0  | 0   | 0   | 0   | 0  | 0  | 6  | 6  | 0.00 | 0.000 |
| Mike Wallace, L (5, 1)<br>ERA: 4.1     | 3.0 |     | 12 | 3 | 1 | 0  | 1  | 0  | 0   | 0   | 0   | 1  | 0  | 14 | 14 | 0.00 | 1.000 |
| Barry Lersch, R (8, 1)<br>ERA: 4.87    | 1.0 |     | 3  | 0 | 0 | 0  | 0  | 0  | 0   | 0   | 0   | 0  | 0  | 3  | 3  | 0.00 | 0.000 |

BOTTOM

Philadelphia Phillies @ New York Mets  
Shea Stadium, Flushing, NY  
Tue Sep 04 1973, 7:05 PM EDT  
Att. 13,674 - Unknown

livebaseballscores.com

|     |    |
|-----|----|
| AB  | 33 |
| R   | 7  |
| H   | 8  |
| RBI | 5  |
| BB  | 1  |
| SO  | 4  |
| LOB | 8  |



| Batter  | 1   | 2                               | 3                            | 4                               | 5                            | 6                               | 7                            | 8                                | 9                            | AB R H RBI BB SO LOB   | TOP                          |                                  |                              |                                 |                              |                                 |                              |                                 |                                  |                                    |                                  |        |  |  |  |  |
|---|---|---------------------------------|------------------------------|---------------------------------|------------------------------|---------------------------------|------------------------------|----------------------------------|------------------------------|--|------------------------------|----------------------------------|------------------------------|---------------------------------|------------------------------|---------------------------------|------------------------------|---------------------------------|----------------------------------|------------------------------------|----------------------------------|--------|--|--|--|--|
| Terry Harmon, R<br>OBP: 0.278, SLG: 0.229<br>(1, 4)<br>(6, 6)   | 0-3<br>K  |                                 | 4-0<br>BB                    |                                 | 0-0<br>P4                    |                                 | 0-0<br>F7                    |                                  | 0-0<br>FC6-4                 | 4 0 0 0 1 1 1  |                              |                                  |                              |                                 |                              |                                 |                              |                                 |                                  |                                    |                                  |        |  |  |  |  |
| Mike Anderson, R<br>OBP: 0.310, SLG: 0.442<br>(1, 9)  | 0-0<br>F8   |                                 | 0-0<br>F8                    |                                 | 0-0<br>5-3                   |                                 | 0-0<br>F9                    |                                  |                              | 4 0 0 0 0 0 1  |                              |                                  |                              |                                 |                              |                                 |                              |                                 |                                  |                                    |                                  |        |  |  |  |  |
| Willie Montanez, L<br>OBP: 0.328, SLG: 0.378<br>(1, 3)  | 0-0<br>1B   |                                 | 0-0<br>F7                    |                                 | 0-3<br>K                     |                                 | 0-0<br>6-3                   |                                  |                              | 4 0 1 0 0 1 1  |                              |                                  |                              |                                 |                              |                                 |                              |                                 |                                  |                                    |                                  |        |  |  |  |  |
| Greg Luzinski, R<br>OBP: 0.345, SLG: 0.488<br>(1, 7)  | 0-3<br>K  |                                 |                              | 0-0<br>6-3                      |                              | 4-0<br>FC5-4<br>BB              |                              | 0-0<br>6-3                       |                              | 3 0 0 0 1 1 1  |                              |                                  |                              |                                 |                              |                                 |                              |                                 |                                  |                                    |                                  |        |  |  |  |  |
| Bill Robinson, R<br>OBP: 0.328, SLG: 0.549<br>(1, 8)  |   | 0-0<br>5-3                      |                              | 0-3<br>K                        |                              | 0-0<br>F7                       |                              | 0-0<br>F9                        |                              | 4 0 0 0 0 1 1  |                              |                                  |                              |                                 |                              |                                 |                              |                                 |                                  |                                    |                                  |        |  |  |  |  |
| Bob Boone, R<br>OBP: 0.316, SLG: 0.363<br>(1, 2)  |   | 0-0<br>P6                       |                              | 0-0<br>BB 1B<br>1B              |                              | 0-0<br>FC5-4<br>BB              |                              | 0-0<br>F8                        |                              | 4 0 1 0 0 0 1  |                              |                                  |                              |                                 |                              |                                 |                              |                                 |                                  |                                    |                                  |        |  |  |  |  |
| Mike Schmidt, R<br>OBP: 0.337, SLG: 0.395<br>(1, 5)   |   | 4-0<br>FC6-4<br>BB              |                              | 0-0<br>1-2<br>1B                |                              | 4-0<br>BB<br>1-2<br>BB          |                              |                                  | 0-0<br>FC6-4<br>1B           | 2 0 2 0 2 0 0  |                              |                                  |                              |                                 |                              |                                 |                              |                                 |                                  |                                    |                                  |        |  |  |  |  |
| Larry Bowa, S<br>OBP: 0.254, SLG: 0.241<br>Billy Grabarkewitz, R<br>OBP: 0.330, SLG: 0.311<br>(6, PH)<br>(6, 4)                                   |   | 0-0<br>FC6-4                    |                              | 4-0<br>1-2<br>2-3<br>BB         |                              | 4-0<br>1-2<br>2-3<br>BB         |                              |                                  | 0-3<br>K                     | 1 0 0 0 1 0 1<br>1 0 0 0 1 1 1                                   |                              |                                  |                              |                                 |                              |                                 |                              |                                 |                                  |                                    |                                  |        |  |  |  |  |
| Wayne Twitchell, R<br>OBP: 0.101, SLG: 0.130<br>Cesar Tovar, R<br>OBP: 0.338, SLG: 0.363<br>George Culver, R<br>OBP: 0.228, SLG: 0.283<br>(9, PH) |   |                                 | 0-3<br>K                     | 0-3<br>K                        |                              | 0-0<br>F9                       |                              |                                  | 0-3<br>K                     | 2 0 0 0 0 2 3<br>1 0 0 0 0 0 3<br>0 0 0 0 0 0 0<br>1 0 0 0 0 1 1 |                              |                                  |                              |                                 |                              |                                 |                              |                                 |                                  |                                    |                                  |        |  |  |  |  |
| <b>Inning Stats</b>   | R: 0<br>E: 0<br>K: 2<br>S: 8                          | H: 1<br>LOB: 1<br>BB: 0<br>P: 8 | R: 0<br>E: 0<br>K: 0<br>S: 3 | H: 0<br>LOB: 1<br>BB: 1<br>P: 7 | R: 0<br>E: 0<br>K: 1<br>S: 5 | H: 0<br>LOB: 1<br>BB: 1<br>P: 9 | R: 0<br>E: 0<br>K: 2<br>S: 9 | H: 2<br>LOB: 3<br>BB: 1<br>P: 13 | R: 0<br>E: 0<br>K: 1<br>S: 5 | H: 0<br>LOB: 0<br>BB: 0<br>P: 5                                  | R: 0<br>E: 0<br>K: 0<br>S: 3 | H: 0<br>LOB: 3<br>BB: 3<br>P: 15 | R: 0<br>E: 0<br>K: 0<br>S: 3 | H: 0<br>LOB: 0<br>BB: 0<br>P: 3 | R: 0<br>E: 0<br>K: 0<br>S: 3 | H: 0<br>LOB: 0<br>BB: 0<br>P: 3 | R: 0<br>E: 0<br>K: 2<br>S: 8 | H: 1<br>LOB: 1<br>BB: 0<br>P: 8 | 1B: 4<br>2B: 0<br>3B: 0<br>HR: 0 | SF: 0<br>SAC: 0<br>DP: 0<br>HBP: 0 | WP: 0<br>PB: 0<br>SB: 0<br>CS: 0 | PA: 37 |  |  |  |  |
| <b>PITCHER</b>  | IP WLS BF H R ER SO BB IBB HBP BLK WP HR S P ERA WHIP |                                 |                              |                                 |                              |                                 |                              |                                  |                              |  |                              |                                  |                              |                                 |                              |                                 |                              |                                 |                                  |                                    |                                  |        |  |  |  |  |
| Ray Sadecki, L<br>ERA: 3.43<br>Tug McGraw, L<br>ERA: 4.86   | (1, 1)<br>(6, 1)                                      | 5.2<br>S                        | 25<br>12                     | 3<br>1                          | 0<br>0                       | 0<br>0                          | 6<br>2                       | 5<br>1                           | 0<br>0                       | 0<br>0   | 0<br>0                       | 0<br>0                           | 32<br>15                     | 52<br>19                        | 0.00<br>0.00                 | 1.412<br>0.600                  |                              |                                 |                                  |                                    |                                  |        |  |  |  |  |

Philadelphia Phillies @ New York Mets  
Shea Stadium, Flushing, NY  
Wed Sep 05 1973, 7:05 PM EDT  
Att. 12,563 - Unknown

livebaseballscorecards.com

|     |    |
|-----|----|
| AB  | 31 |
| R   | 0  |
| H   | 4  |
| RBI | 0  |
| BB  | 6  |
| SO  | 8  |
| LOB | 15 |



| Batter  | 1                  | 2                | 3         | 4                  | 5                 | 6                     | 7               | 8             | 9 |
|---|--------------------|------------------|-----------|--------------------|-------------------|-----------------------|-----------------|---------------|---|
| Wayne Garrett, L (1, 5)<br>OBP: 0.337, SLG: 0.365 | 0-3<br>K           |                  | 0-0<br>F8 |                    | 4-0<br>BB WP BB E | 0-0<br>3B             |                 | 0-0<br>G4-6-3 |   |
| Felix Millan, R (1, 4)<br>OBP: 0.325, SLG: 0.355  | 0-0<br>5-3         |                  | 0-0<br>L6 |                    | 0-0<br>WP BB      | 0-0<br>P4             |                 |               |   |
| Rusty Staub, L (1, 9)<br>OBP: 0.356, SLG: 0.414   | 0-0<br>HR          |                  | 0-0<br>G3 |                    | 0-0<br>P6         |                       | 0-0<br>F8       |               |   |
| John Milner, L (1, 7)<br>OBP: 0.331, SLG: 0.462   | 0-0<br>FC6-4<br>1B |                  |           | 4-0<br>4-3 S<br>BB | 4-0<br>WP<br>BB   |                       | 0-0<br>F7       |               |   |
| Ed Kranepool, L (1, 3)<br>OBP: 0.309, SLG: 0.312  | 0-0<br>FC6-4       |                  |           | 0-0<br>F8          | 0-0<br>4-3        |                       | 4-0<br>WP<br>BB |               |   |
| Jerry Grote, R (1, 2)<br>OBP: 0.286, SLG: 0.319   |                    | 0-0<br>FC6<br>1B |           | 0-0<br>4-3         |                   | 4-0<br>1B<br>3B<br>BB | 0-0<br>4-3      |               |   |
| Don Hahn, R (1, 8)<br>OBP: 0.288, SLG: 0.304      |                    | 0-0<br>F7        |           | 4-0<br>BB          |                   | 0-0<br>F9             | 0-0<br>F8       |               |   |
| Bud Harrelson, S (1, 6)<br>OBP: 0.344, SLG: 0.307 |                    | 0-0<br>F8        |           | 0-0<br>F7          |                   | 0-0<br>3B<br>1B       | 4-0<br>SH<br>BB |               |   |
| Ray Sadecki, L (1, 1)<br>OBP: 0.207, SLG: 0.276   |                    | 0-0<br>FC6       |           |                    | 0-0<br>F8         | 0-3<br>K              | 0-0<br>SH       |               |   |
| Tug McGraw, R (6, 1)<br>OBP: 0.063, SLG: 0.063    |                    |                  |           |                    |                   |                       | 1-2<br>G4-6-3   |               |   |

| AB | R | H | RBI | BB | SO | LOB |
|----|---|---|-----|----|----|-----|
| 4  | 1 | 1 | 2   | 1  | 1  | 2   |
| 4  | 0 | 0 | 0   | 0  | 0  | 2   |
| 4  | 1 | 1 | 1   | 0  | 0  | 2   |
| 2  | 0 | 1 | 0   | 2  | 0  | 0   |
| 3  | 0 | 0 | 0   | 1  | 0  | 4   |
| 3  | 1 | 1 | 0   | 1  | 0  | 2   |
| 3  | 0 | 0 | 0   | 1  | 0  | 2   |
| 3  | 1 | 1 | 0   | 1  | 0  | 3   |
| 2  | 0 | 0 | 0   | 0  | 0  | 1   |
| 1  | 0 | 0 | 0   | 0  | 1  | 2   |

**BOTTOM**

**Philadelphia Phillies @ New York Mets**  
**Shea Stadium, Flushing, NY**  
 Wed Sep 05 1973, 7:05 PM EDT  
 Att. 12,563 - Unknown

[livebaseballscorecards.com](http://livebaseballscorecards.com)

|            |           |
|------------|-----------|
| <b>AB</b>  | <b>29</b> |
| <b>R</b>   | <b>4</b>  |
| <b>H</b>   | <b>5</b>  |
| <b>RBI</b> | <b>3</b>  |
| <b>BB</b>  | <b>7</b>  |
| <b>SO</b>  | <b>2</b>  |
| <b>LOB</b> | <b>20</b> |




|       |        |       |        |
|-------|--------|-------|--------|
| 1B: 3 | SF: 0  | WP: 2 | PA: 37 |
| 2B: 0 | SAC: 1 | PB: 0 |        |
| 3B: 1 | DP: 1  | SB: 1 |        |
| HR: 1 | HBP: 0 | CS: 0 |        |

| Inning Stats |   |   |   |   |   |   |   |    |   |   |   |    |    |    |
|--------------|---|---|---|---|---|---|---|----|---|---|---|----|----|----|
| R            | H | E | K | S | R | H | E | K  | S | R | H | E  | K  | S  |
| 1            | 2 | 0 | 1 | 7 | 0 | 1 | 0 | 0  | 4 | 0 | 0 | 0  | 0  | 3  |
| 2            | 1 | 0 | 0 | 7 | 0 | 1 | 0 | 0  | 4 | 0 | 0 | 0  | 0  | 3  |
| 3            | 0 | 0 | 0 | 7 | 0 | 0 | 0 | 0  | 3 | 0 | 0 | 0  | 0  | 0  |
| 4            | 0 | 0 | 0 | 7 | 0 | 0 | 0 | 0  | 3 | 0 | 0 | 0  | 0  | 0  |
| 5            | 0 | 0 | 0 | 7 | 0 | 0 | 0 | 0  | 3 | 0 | 0 | 0  | 0  | 0  |
| 6            | 2 | 1 | 0 | 7 | 2 | 2 | 1 | 12 | 2 | 2 | 1 | 11 | 12 | 12 |
| 7            | 0 | 0 | 0 | 7 | 0 | 0 | 0 | 7  | 0 | 0 | 0 | 0  | 0  | 7  |
| 8            | 0 | 0 | 0 | 7 | 0 | 0 | 0 | 7  | 0 | 0 | 0 | 0  | 0  | 7  |
| 9            | 0 | 0 | 0 | 7 | 0 | 0 | 0 | 7  | 0 | 0 | 0 | 0  | 0  | 7  |

| PITCHER |     |    |   |   |    |    |    |     |     |     |    |    |    |    |
|---------|-----|----|---|---|----|----|----|-----|-----|-----|----|----|----|----|
| IP      | WLS | BF | H | R | ER | SO | BB | IBB | HBP | BLK | WP | HR | S  | P  |
| 5.0     | L   | 23 | 3 | 2 | 1  | 1  | 4  | 0   | 0   | 0   | 1  | 1  | 21 | 37 |
| 3.0     |     | 14 | 2 | 2 | 2  | 1  | 3  | 0   | 0   | 0   | 1  | 0  | 13 | 25 |

| PITCHER |     |    |   |   |    |    |    |     |     |     |    |    |    |    |
|---------|-----|----|---|---|----|----|----|-----|-----|-----|----|----|----|----|
| IP      | WLS | BF | H | R | ER | SO | BB | IBB | HBP | BLK | WP | HR | S  | P  |
| 5.0     | L   | 23 | 3 | 2 | 1  | 1  | 4  | 0   | 0   | 0   | 1  | 1  | 21 | 37 |
| 3.0     |     | 14 | 2 | 2 | 2  | 1  | 3  | 0   | 0   | 0   | 1  | 0  | 13 | 25 |

| PITCHER |     |    |   |   |    |    |    |     |     |     |    |    |    |    |
|---------|-----|----|---|---|----|----|----|-----|-----|-----|----|----|----|----|
| IP      | WLS | BF | H | R | ER | SO | BB | IBB | HBP | BLK | WP | HR | S  | P  |
| 5.0     | L   | 23 | 3 | 2 | 1  | 1  | 4  | 0   | 0   | 0   | 1  | 1  | 21 | 37 |
| 3.0     |     | 14 | 2 | 2 | 2  | 1  | 3  | 0   | 0   | 0   | 1  | 0  | 13 | 25 |

| Batter  | 1   | 2                               | 3                            | 4                                | 5                            | 6                               | 7                            | 8                               | 9                            | AB R H RBI BB SO LOB             | TOP   |                                 |                              |                                 |                              |                                 |                                  |                                    |                                  |        |
|---|---|---------------------------------|------------------------------|----------------------------------|------------------------------|---------------------------------|------------------------------|---------------------------------|------------------------------|----------------------------------|---|---------------------------------|------------------------------|---------------------------------|------------------------------|---------------------------------|----------------------------------|------------------------------------|----------------------------------|--------|
| Wayne Garrett, L (1, 5)<br>OBP: 0.339, SLG: 0.371 | 0-0<br>HR   | 4-0<br>BB                       |                              |                                  | 0-3<br>K                     | 4-0<br>IBB                      |                              | 0-0<br>F7                       |                              | 3 1 1 1 2 1 2                    |   |                                 |                              |                                 |                              |                                 |                                  |                                    |                                  |        |
| Felix Millan, R (1, 4)<br>OBP: 0.326, SLG: 0.357  | 0-0<br>1B   | 0-0<br>1-3                      |                              |                                  | 0-0<br>BB<br>2B              | 0-0<br>F7                       |                              | 0-0<br>G3                       |                              | 5 0 2 0 0 0 7                    |   |                                 |                              |                                 |                              |                                 |                                  |                                    |                                  |        |
| Rusty Staub, L (1, 9)<br>OBP: 0.357, SLG: 0.415   | 0-0<br>F7   |                                 | 0-0<br>G3                    |                                  | 4-0<br>BB<br>BB              |                                 | 0-0<br>2B                    |                                 | 0-0<br>G3                    | 4 0 1 0 1 0 1                    |   |                                 |                              |                                 |                              |                                 |                                  |                                    |                                  |        |
| John Milner, L (1, 7)<br>OBP: 0.329, SLG: 0.457   | 0-3<br>K  |                                 | 4-0<br>FC4-6<br>BB           |                                  | 0-0<br>P6                    |                                 | 0-0<br>1-3                   |                                 | 0-3<br>K                     | 4 0 0 0 1 2 4                    |   |                                 |                              |                                 |                              |                                 |                                  |                                    |                                  |        |
| Ed Kranepool, L (1, 3)<br>OBP: 0.311, SLG: 0.308  | 0-0<br>F7   |                                 | 0-0<br>FC4-6<br>1-2f         |                                  | 4-0<br>BB<br>1-2<br>2-3      |                                 | 4-0<br>G6-3<br>IBB           |                                 | 0-0<br>P6                    | 3 0 0 0 2 0 2                    |   |                                 |                              |                                 |                              |                                 |                                  |                                    |                                  |        |
| Jerry Grote, R (1, 2)<br>OBP: 0.281, SLG: 0.313   |   | 0-0<br>F7                       | 0-0<br>P3                    |                                  | 0-0<br>4-3                   |                                 | 0-0<br>G6-3<br>1-2f          |                                 |                              | 4 0 0 0 0 0 6                    |   |                                 |                              |                                 |                              |                                 |                                  |                                    |                                  |        |
| Don Hahn, R (1, 8)<br>OBP: 0.291, SLG: 0.304      |   | 0-0<br>BB<br>BB<br>1B           |                              | 0-3<br>K                         |                              | 0-0<br>F2                       |                              | 4-0<br>1B<br>BB                 |                              | 3 0 1 0 1 1 0                    | AB 32<br>R 1<br>H 7<br>RBI 1<br>BB 8<br>SO 6<br>LOB 25                                |                                 |                              |                                 |                              |                                 |                                  |                                    |                                  |        |
| Bud Harrelson, S (1, 6)<br>OBP: 0.346, SLG: 0.310 |   | 0-0<br>F9                       |                              | 0-0<br>F7                        |                              | 0-0<br>SH1-4<br>1B              |                              | 0-0<br>1-2<br>1B                |                              | 4 0 2 0 0 0 1                    |   |                                 |                              |                                 |                              |                                 |                                  |                                    |                                  |        |
| Jon Matlack, L (1, 1)<br>OBP: 0.286, SLG: 0.153   |   | 4-0<br>BB<br>BB                 |                              | 0-3<br>K                         |                              | 0-0<br>SH1-4                    |                              | 0-3<br>K                        |                              | 2 0 0 0 1 2 2                    |  |                                 |                              |                                 |                              |                                 |                                  |                                    |                                  |        |
| Tug McGraw, R (9, 1)<br>OBP: 0.063, SLG: 0.063    |   | 1-2<br>BB<br>BB                 |                              |                                  |                              | 1-2                             |                              |                                 |                              | 0 0 0 0 0 0 0                    |   |                                 |                              |                                 |                              |                                 |                                  |                                    |                                  |        |
| <b>Inning Stats</b>                               | R: 1<br>E: 0<br>K: 1<br>S: 7                          | H: 2<br>LOB: 1<br>BB: 0<br>P: 7 | R: 0<br>E: 0<br>K: 0<br>S: 4 | H: 1<br>LOB: 3<br>BB: 2<br>P: 12 | R: 0<br>E: 0<br>K: 0<br>S: 3 | H: 0<br>LOB: 1<br>BB: 1<br>P: 7 | R: 0<br>E: 0<br>K: 2<br>S: 7 | H: 0<br>LOB: 0<br>BB: 0<br>P: 7 | R: 0<br>E: 0<br>K: 1<br>S: 6 | H: 1<br>LOB: 3<br>BB: 2<br>P: 14 | R: 0<br>E: 0<br>K: 0<br>S: 4  | H: 1<br>LOB: 2<br>BB: 1<br>P: 8 | R: 0<br>E: 0<br>K: 0<br>S: 3 | H: 1<br>LOB: 1<br>BB: 1<br>P: 7 | R: 0<br>E: 0<br>K: 1<br>S: 5 | H: 0<br>LOB: 0<br>BB: 0<br>P: 5 | 1B: 4<br>2B: 2<br>3B: 0<br>HR: 1 | SF: 0<br>SAC: 1<br>DP: 1<br>HBP: 0 | WP: 0<br>PB: 0<br>SB: 0<br>CS: 0 | PA: 41 |
| <b>PITCHER</b>                                    | IP WLS BF H R ER SO BB IBB HBP BLK WP HR S P ERA WHIP |                                 |                              |                                  |                              |                                 |                              |                                 |                              |                                  |   |                                 |                              |                                 |                              |                                 |                                  |                                    |                                  |        |
| Steve Renko, R (1, 1)<br>ERA: 2.84                | 6.0 L 30 6 1 1 4 5 1 0 0 0 1 32 56 1.50 1.833         |                                 |                              |                                  |                              |                                 |                              |                                 |                              |                                  |   |                                 |                              |                                 |                              |                                 |                                  |                                    |                                  |        |
| Mike Marshall, R (7, 1)<br>ERA: 2.58              | 3.0 11 1 0 0 2 1 1 0 0 0 0 13 21 0.00 0.667           |                                 |                              |                                  |                              |                                 |                              |                                 |                              |                                  |   |                                 |                              |                                 |                              |                                 |                                  |                                    |                                  |        |

**New York Mets @ Montreal Expos**  
**Jarry Park, Montreal, QB**  
 Fri Sep 07 1973, 3:33 AM EDT  
 Unknown

[livebaseballscorecards.com](http://livebaseballscorecards.com)



| Batter | 1 | 2 | 3 | 4 | 5 | 6 | 7 | 8 | 9 | AB R H RBI BB SO LOB | BOTTOM |
|--------|---|---|---|---|---|---|---|---|---|----------------------|--------|
|--------|---|---|---|---|---|---|---|---|---|----------------------|--------|

|  |  |  |  |  |  |   |  |  |  |  |  |  |  |  |   |  |  |  |  |  |  |  |  |   |  |  |  |  |  |
|--|--|--|--|--|--|---|--|--|--|--|--|--|--|--|---|--|--|--|--|--|--|--|--|---|--|--|--|--|--|
| <p><b>Ron Hunt, R</b> (1, 4)<br/>OBP: 0.417, SLG: 0.342<br/>(9, 5)</p> | <p><b>Tony Scott, S</b> (1, 7)<br/><b>Felipe Alou, R</b> (1, PH)<br/>OBP: 0.256, SLG: 0.318<br/>(2, 7)</p> | <p><b>Bob Bailey, R</b> (1, 5)<br/><b>Larry Lintz, S</b> (9, 4)<br/>OBP: 0.397, SLG: 0.279</p> | <p><b>Hal Breeden, R</b> (1, 3)<br/>OBP: 0.372, SLG: 0.577</p> | <p><b>Ken Singleton, S</b> (1, 9)<br/>OBP: 0.425, SLG: 0.495</p> | <p><b>Ron Woods, R</b> (1, 8)<br/>OBP: 0.338, SLG: 0.309</p> | <p><b>Tim Foli, R</b> (1, 6)<br/>OBP: 0.290, SLG: 0.293</p> | <p><b>Bob Stinson, S</b> (1, 2)<br/><b>Ron Fairly, L</b> (7, PH)<br/>OBP: 0.430, SLG: 0.460<br/><b>Terry Humphrey, R</b> (8, 2)<br/>OBP: 0.189, SLG: 0.205<br/><b>Pepe Mangual, R</b> (9, PH)<br/>OBP: 0.258, SLG: 0.407</p> | <p><b>Steve Renko, R</b> (1, 1)<br/>OBP: 0.353, SLG: 0.372<br/><b>Mike Marshall, R</b> (7, 1)<br/>OBP: 0.308, SLG: 0.250<br/><b>Mike Jorgensen, L</b> (9, PH)<br/>OBP: 0.341, SLG: 0.353</p> | <p><b>Ron Hunt, R</b> (1, 4)<br/>OBP: 0.417, SLG: 0.342<br/>(9, 5)</p> | <p><b>Tony Scott, S</b> (1, 7)<br/><b>Felipe Alou, R</b> (1, PH)<br/>OBP: 0.256, SLG: 0.318<br/>(2, 7)</p> | <p><b>Bob Bailey, R</b> (1, 5)<br/><b>Larry Lintz, S</b> (9, 4)<br/>OBP: 0.397, SLG: 0.279</p> | <p><b>Hal Breeden, R</b> (1, 3)<br/>OBP: 0.372, SLG: 0.577</p> | <p><b>Ken Singleton, S</b> (1, 9)<br/>OBP: 0.425, SLG: 0.495</p> | <p><b>Ron Woods, R</b> (1, 8)<br/>OBP: 0.338, SLG: 0.309</p> | <p><b>Tim Foli, R</b> (1, 6)<br/>OBP: 0.290, SLG: 0.293</p> | <p><b>Bob Stinson, S</b> (1, 2)<br/><b>Ron Fairly, L</b> (7, PH)<br/>OBP: 0.430, SLG: 0.460<br/><b>Terry Humphrey, R</b> (8, 2)<br/>OBP: 0.189, SLG: 0.205<br/><b>Pepe Mangual, R</b> (9, PH)<br/>OBP: 0.258, SLG: 0.407</p> | <p><b>Steve Renko, R</b> (1, 1)<br/>OBP: 0.353, SLG: 0.372<br/><b>Mike Marshall, R</b> (7, 1)<br/>OBP: 0.308, SLG: 0.250<br/><b>Mike Jorgensen, L</b> (9, PH)<br/>OBP: 0.341, SLG: 0.353</p> | <p><b>Ron Hunt, R</b> (1, 4)<br/>OBP: 0.417, SLG: 0.342<br/>(9, 5)</p> | <p><b>Tony Scott, S</b> (1, 7)<br/><b>Felipe Alou, R</b> (1, PH)<br/>OBP: 0.256, SLG: 0.318<br/>(2, 7)</p> | <p><b>Bob Bailey, R</b> (1, 5)<br/><b>Larry Lintz, S</b> (9, 4)<br/>OBP: 0.397, SLG: 0.279</p> | <p><b>Hal Breeden, R</b> (1, 3)<br/>OBP: 0.372, SLG: 0.577</p> | <p><b>Ken Singleton, S</b> (1, 9)<br/>OBP: 0.425, SLG: 0.495</p> | <p><b>Ron Woods, R</b> (1, 8)<br/>OBP: 0.338, SLG: 0.309</p> | <p><b>Tim Foli, R</b> (1, 6)<br/>OBP: 0.290, SLG: 0.293</p> | <p><b>Bob Stinson, S</b> (1, 2)<br/><b>Ron Fairly, L</b> (7, PH)<br/>OBP: 0.430, SLG: 0.460<br/><b>Terry Humphrey, R</b> (8, 2)<br/>OBP: 0.189, SLG: 0.205<br/><b>Pepe Mangual, R</b> (9, PH)<br/>OBP: 0.258, SLG: 0.407</p> | <p><b>Steve Renko, R</b> (1, 1)<br/>OBP: 0.353, SLG: 0.372<br/><b>Mike Marshall, R</b> (7, 1)<br/>OBP: 0.308, SLG: 0.250<br/><b>Mike Jorgensen, L</b> (9, PH)<br/>OBP: 0.341, SLG: 0.353</p> | <p><b>Ron Hunt, R</b> (1, 4)<br/>OBP: 0.417, SLG: 0.342<br/>(9, 5)</p> | <p>4 0 1 0 1 0 3<br/>0 0 0 0 0 0 0<br/>3 0 0 0 1 1 3<br/>3 0 1 0 1 1 2<br/>0 0 0 0 0 0 0<br/>4 0 0 0 0 0 4<br/>4 0 1 0 0 2 1<br/>3 0 0 0 1 2 1<br/>4 0 1 0 0 0 2</p> | <p><b>AB</b> 31<br/><b>R</b> 0<br/><b>H</b> 5<br/><b>RBI</b> 0<br/><b>BB</b> 6<br/><b>SO</b> 7<br/><b>LOB</b> 18</p> |
|--|--|--|--|--|--|---|--|--|--|--|--|--|--|--|---|--|--|--|--|--|--|--|--|---|--|--|--|--|--|

New York Mets @ Montreal Expos  
 Jarry Park, Montreal, QB  
 Fri Sep 07 1973, 3:33 AM EDT  
 Unknown

livebaseballscorecards.com

| Inning Stats | R: 0 | H: 0 | E: 0 | K: 3 | S: 3 | R: 0 | H: 0 | E: 0 | K: 1 | S: 5 | R: 0 | H: 1 | E: 0 | K: 0 | S: 4 | R: 0 | H: 1 | E: 0 | K: 1 | S: 6 | R: 0 | H: 0 | E: 0 | K: 3 | S: 9 | R: 0 | H: 1 | E: 0 | K: 1 | S: 6 | R: 0 | H: 1 | E: 0 | K: 0 | S: 4 | R: 0 | H: 1 | E: 0 | K: 1 | S: 5 | R: 0 | H: 0 | E: 0 | K: 1 | S: 5 | R: 0 | H: 1 | E: 0 | K: 0 | S: 5 | R: 0 | H: 0 | E: 0 | K: 1 | S: 5 | R: 0 | H: 0 | E: 0 | K: 1 | S: 5 | 1B: 4 | 2B: 1 | 3B: 0 | HR: 0 | SF: 0 | SAC: 0 | DP: 1 | HBP: 0 | WP: 0 | PB: 0 | SB: 2 | CS: 0 | PA: 37 | ERA | WHIP |
|--------------|------|------|------|------|------|------|------|------|------|------|------|------|------|------|------|------|------|------|------|------|------|------|------|------|------|------|------|------|------|------|------|------|------|------|------|------|------|------|------|------|------|------|------|------|------|------|------|------|------|------|------|------|------|------|------|------|------|------|------|------|-------|-------|-------|-------|-------|--------|-------|--------|-------|-------|-------|-------|--------|-----|------|
|--------------|------|------|------|------|------|------|------|------|------|------|------|------|------|------|------|------|------|------|------|------|------|------|------|------|------|------|------|------|------|------|------|------|------|------|------|------|------|------|------|------|------|------|------|------|------|------|------|------|------|------|------|------|------|------|------|------|------|------|------|------|-------|-------|-------|-------|-------|--------|-------|--------|-------|-------|-------|-------|--------|-----|------|

| PITCHER                            | IP  | WLS | BF | H | R | ER | SO | BB | IBB | HBP | BLK | WP | HR | S  | P  | ERA  | WHIP  |
|------------------------------------|-----|-----|----|---|---|----|----|----|-----|-----|-----|----|----|----|----|------|-------|
| Jon Matlack, L (1, 1)<br>ERA: 3.31 | 8.2 | W   | 36 | 5 | 0 | 0  | 7  | 6  | 0   | 0   | 0   | 0  | 0  | 44 | 68 | 0.00 | 1.269 |
| Tug McGraw, L (9, 1)<br>ERA: 4.85  | 0.1 | S   | 1  | 0 | 0 | 0  | 0  | 0  | 0   | 0   | 0   | 0  | 0  | 1  | 1  | 0.00 | 0.000 |

| Batter  | 1   | 2   | 3           | 4 | 5     | 6   | 7                    | 8   | 9 | 10      | 11       | 12  | 13 | 14          | 15                          | AB R H RBI BB SO LOB                            |
|---|-----|-----|-------------|---|-------|-----|----------------------|-----|---|---------|----------|-----|----|-------------|-----------------------------|---|
| Wayne Garrett, L (1, 5)<br>OBP: 0.337, SLG: 0.369 | F9  |     | WP 1B<br>1B |   |       | K   | K                    |     |   | SH1-3   |          | F9  |    | P6          |                             | 6 0 1 0 0 2 5                                   |
| Felix Millan, R (1, 4)<br>OBP: 0.329, SLG: 0.359  | 1-3 |     | WP<br>1B    |   |       | 5-3 |                      | 1B  |   | FC1-6-5 |          |     |    |             |                             | 7 0 4 0 0 0 1                                   |
| Rusty Staub, L (1, 9)<br>OBP: 0.354, SLG: 0.410   |     |     | 4-3         |   |       | 4-3 |                      | L7  |   |         | K        | 4-3 |    | 6-3         |                             | 6 0 0 0 1 1 7                                   |
| John Milner, L (1, 7)<br>OBP: 0.331, SLG: 0.457   | K   |     |             |   | 1-6-3 |     | F8                   | F7  |   |         | 1B<br>1B |     |    | FC2-6<br>1B | 2B<br>SF8<br>1B             | 7 1 3 0 0 1 2                                   |
| Ed Kranepool, L (1, 3)<br>OBP: 0.310, SLG: 0.311  |     | 1-3 |             |   | K     |     | F7                   | P6  |   |         |          |     |    | FC2-6<br>1B | WP<br>1B<br>2B              | 7 1 2 0 0 1 2                                   |
| Jerry Grote, R (1, 2)<br>OBP: 0.277, SLG: 0.308   |     | 6-3 |             |   | K     |     | E4<br>BB<br>BB<br>BB |     | K |         | K        |     |    | K           | 5-3                         | 3 0 0 0 0 1 0<br>0 1 0 0 0 0 0<br>4 0 0 0 0 3 5 |
| Ted Martinez, R (7, PR)<br>OBP: 0.292, SLG: 0.306 |     |     |             |   |       |     |                      |     |   |         |          |     |    |             |                             |   |
| Duffy Dyer, R (7, 2)<br>OBP: 0.241, SLG: 0.234    |     |     |             |   |       |     |                      |     |   |         |          |     |    |             |                             |   |
| Don Hahn, R (1, 8)<br>OBP: 0.287, SLG: 0.297      |     | K   |             |   |       |     | F3                   | 6-3 |   |         | F2       |     |    | 1-3         | SF8                         | 5 0 0 1 1 1 3                                   |
| Bud Harrelson, S (1, 6)<br>OBP: 0.348, SLG: 0.306 |     |     | 5-3         |   |       |     | F7                   |     |   |         |          | 4-3 |    |             | 1B<br>BB<br>WP<br>1B<br>IBB | 4 1 0 0 3 1 0                                   |
| Jerry Koosman, R (1, 1)<br>OBP: 0.120, SLG: 0.130 |     |     | 6-3         |   |       |     |                      |     |   |         |          |     |    |             |                             |   |
| Ken Cicewell, L (7, PR)<br>OBP: 0.270, SLG: 0.320 |     |     |             |   |       |     |                      |     |   |         |          |     |    |             |                             |   |
| Harry Parker, R (7, 1)<br>OBP: 0.150, SLG: 0.150  |     |     |             |   |       |     |                      |     |   |         |          |     |    |             |                             |   |
| Cleon Jones, R (10, PR)<br>OBP: 0.316, SLG: 0.366 |     |     |             |   |       |     |                      |     |   |         |          |     |    |             |                             |   |
| Tug McGraw, R (10, 1)<br>OBP: 0.158, SLG: 0.158   |     |     |             |   |       |     |                      |     |   |         |          |     |    |             |                             |   |
| Ray Sadecki, L (15, 1)<br>OBP: 0.207, SLG: 0.276  |     |     |             |   |       |     |                      |     |   |         |          |     |    |             |                             |   |


| Inning Stats | R: 0<br>E: 0<br>K: 1<br>S: 5 | H: 0<br>LOB: 1<br>BB: 1<br>P: 9 | R: 0<br>E: 0<br>K: 1<br>S: 5 | H: 0<br>LOB: 0<br>BB: 0<br>P: 5 | R: 0<br>E: 0<br>K: 0<br>S: 5 | H: 2<br>LOB: 2<br>BB: 0<br>P: 5 | R: 0<br>E: 0<br>K: 2<br>S: 7 | H: 0<br>LOB: 0<br>BB: 0<br>P: 7 | R: 0<br>E: 0<br>K: 1<br>S: 5 | H: 0<br>LOB: 0<br>BB: 0<br>P: 5 | R: 0<br>E: 0<br>K: 0<br>S: 5 | H: 1<br>LOB: 1<br>BB: 0<br>P: 4 | R: 0<br>E: 0<br>K: 2<br>S: 7 | H: 0<br>LOB: 0<br>BB: 0<br>P: 7 | R: 0<br>E: 0<br>K: 0<br>S: 3 | H: 1<br>LOB: 2<br>BB: 0<br>P: 9 | R: 0<br>E: 0<br>K: 1<br>S: 6 | H: 1<br>LOB: 1<br>BB: 0<br>P: 6 | R: 0<br>E: 0<br>K: 0<br>S: 4 | H: 1<br>LOB: 2<br>BB: 1<br>P: 8 | R: 3<br>E: 0<br>K: 0<br>S: 5 | H: 3<br>LOB: 1<br>BB: 1<br>P: 9 | 1B: 12<br>2B: 2<br>3B: 0<br>HR: 0 | SF: 1<br>SAC: 1<br>DP: 1<br>HBP: 0 | WP: 2<br>PB: 0<br>SB: 0<br>CS: 0 | PA: 63 |
|--------------|------------------------------|---------------------------------|------------------------------|---------------------------------|------------------------------|---------------------------------|------------------------------|---------------------------------|------------------------------|---------------------------------|------------------------------|---------------------------------|------------------------------|---------------------------------|------------------------------|---------------------------------|------------------------------|---------------------------------|------------------------------|---------------------------------|------------------------------|---------------------------------|-----------------------------------|------------------------------------|----------------------------------|--------|
|--------------|------------------------------|---------------------------------|------------------------------|---------------------------------|------------------------------|---------------------------------|------------------------------|---------------------------------|------------------------------|---------------------------------|------------------------------|---------------------------------|------------------------------|---------------------------------|------------------------------|---------------------------------|------------------------------|---------------------------------|------------------------------|---------------------------------|------------------------------|---------------------------------|-----------------------------------|------------------------------------|----------------------------------|--------|

| PITCHER                              | IP  | WLS | BF | H  | R | ER | SO | BB | IBB | HBP | BLK | WP | HR | S  | P  | ERA  | WHIP  |
|--------------------------------------|-----|-----|----|----|---|----|----|----|-----|-----|-----|----|----|----|----|------|-------|
| Mike Torrez, R (1, 1)<br>ERA: 4.22   | 6.2 |     | 27 | 2  | 1 | 0  | 6  | 4  | 0   | 0   | 0   | 1  | 0  | 35 | 51 | 0.00 | 0.900 |
| Mike Marshall, R (7, 1)<br>ERA: 2.62 | 8.1 | L   | 36 | 11 | 3 | 3  | 6  | 1  | 1   | 0   | 0   | 1  | 0  | 46 | 54 | 3.24 | 1.440 |

**TOP**

**New York Mets @ Montreal Expos**  
**Jarry Park, Montreal, QB**  
 Fri Sep 07 1973, 7:05 PM EDT  
 Att. 24,167 - Unknown

|     |    |
|-----|----|
| AB  | 55 |
| R   | 4  |
| H   | 13 |
| RBI | 4  |
| BB  | 6  |
| SO  | 12 |
| LOB | 26 |




| Batter   | 1                            | 2                                | 3                            | 4                               | 5                            | 6                               | 7                            | 8                               | 9                            | 10                              | 11                           | 12                              | 13                           | 14                              | 15                           | AB                              | R                            | H                               | RBI                          | BB                              | SO                           | LOB                             |                              |                                 |                              |                                 |                              |                                  |                                  |                                    |                                  |        |
|--|------------------------------|----------------------------------|------------------------------|---------------------------------|------------------------------|---------------------------------|------------------------------|---------------------------------|------------------------------|---------------------------------|------------------------------|---------------------------------|------------------------------|---------------------------------|------------------------------|---------------------------------|------------------------------|---------------------------------|------------------------------|---------------------------------|------------------------------|---------------------------------|------------------------------|---------------------------------|------------------------------|---------------------------------|------------------------------|----------------------------------|----------------------------------|------------------------------------|----------------------------------|--------|
| Felipe Alou, R<br>OBP: 0.259, SLG: 0.323<br>(1, 7)<br>(8, 8)   | 0-0<br>5-3                   |                                  | 0-0<br>1B<br>2B              |                                 | 0-0<br>6-3                   |                                 | 0-0<br>F9                    |                                 | 0-0<br>1-2<br>1B             |                                 | 0-3<br>K                     |                                 |                              | 0-0<br>L1-4<br>1B               | 0-0<br>F8                    | 8                               | 1                            | 3                               | 0                            | 0                               | 1                            | 4                               |                              |                                 |                              |                                 |                              |                                  |                                  |                                    |                                  |        |
| Ron Woods, R<br>OBP: 0.335, SLG: 0.306<br>(1, 8)   | 0-0<br>5-3                   |                                  | 0-0<br>F9                    |                                 | 0-3<br>K                     |                                 | 0-0<br>F8                    |                                 | 0-0<br>F8                    |                                 | 0-3<br>K                     |                                 |                              | 0-0<br>L1-4                     |                              | 3                               | 0                            | 0                               | 0                            | 0                               | 1                            | 1                               |                              |                                 |                              |                                 |                              |                                  |                                  |                                    |                                  |        |
| Ron Fairly, L<br>OBP: 0.428, SLG: 0.457<br>(7, PH)<br>(8, 7)   | 0-0<br>5-3                   |                                  | 0-0<br>F9                    |                                 | 0-3<br>K                     |                                 | 0-0<br>F8                    |                                 | 0-0<br>F8                    |                                 | 0-3<br>K                     |                                 |                              | 0-0<br>L1-4                     |                              | 2                               | 0                            | 0                               | 0                            | 0                               | 0                            | 3                               |                              |                                 |                              |                                 |                              |                                  |                                  |                                    |                                  |        |
| Bob Stinson, S<br>OBP: 0.327, SLG: 0.361<br>(10, 2)  | 0-0<br>5-3                   |                                  | 0-0<br>F9                    |                                 | 0-3<br>K                     |                                 | 0-0<br>F8                    |                                 | 0-0<br>F8                    |                                 | 0-3<br>K                     |                                 |                              | 0-0<br>L1-4                     |                              | 2                               | 0                            | 0                               | 0                            | 0                               | 1                            | 1                               |                              |                                 |                              |                                 |                              |                                  |                                  |                                    |                                  |        |
| Bob Bailey, R<br>OBP: 0.375, SLG: 0.502<br>(1, 5)<br>BB<br>BB<br>BB  | 4-0<br>1B<br>BB              |                                  | 0-0<br>G5-4-3<br>1B          |                                 | 0-0<br>6-3                   |                                 | 0-0<br>F8                    |                                 | 0-3<br>K                     |                                 | 0-0<br>BB<br>4-3<br>1B       |                                 |                              | 0-0<br>F7                       |                              | 6                               | 0                            | 2                               | 1                            | 1                               | 2                            | 0                               |                              |                                 |                              |                                 |                              |                                  |                                  |                                    |                                  |        |
| Hal Breedon, R<br>OBP: 0.370, SLG: 0.566<br>(1, 3)   | 0-0<br>1-2<br>1B             |                                  | 0-0<br>G5-4-3<br>1-2f        |                                 | 0-0<br>6-3                   |                                 | 0-0<br>G3                    |                                 | 4-0<br>BB<br>BB<br>BB        |                                 | 0-3<br>K                     |                                 |                              | 0-3<br>K                        |                              | 6                               | 0                            | 1                               | 0                            | 1                               | 2                            | 2                               |                              |                                 |                              |                                 |                              |                                  |                                  |                                    |                                  |        |
| Ken Singleton, S<br>OBP: 0.423, SLG: 0.494<br>(1, 9)<br>S<br>S<br>S  | 0-3<br>K                     |                                  | 0-0<br>6-3                   |                                 | 0-0<br>6-3                   |                                 | 0-0<br>FC5<br>2B             |                                 | 0-0<br>F9                    |                                 | 0-0<br>4-3                   |                                 |                              | 0-0<br>4-3                      |                              | 7                               | 1                            | 2                               | 0                            | 0                               | 1                            | 4                               |                              |                                 |                              |                                 |                              |                                  |                                  |                                    |                                  |        |
| Tim Foli, R<br>OBP: 0.297, SLG: 0.291<br>(1, 6)<br>BB<br>BB<br>BB<br>BB  | 4-0<br>4-3<br>SH1-4<br>BB    |                                  | 4-0<br>BB<br>BB<br>BB<br>BB  |                                 | 4-0<br>6-3                   |                                 | 4-0<br>IBB                   |                                 | 0-0<br>F8                    |                                 | 4-0<br>BB<br>IBB             |                                 |                              | 0-0<br>F8                       |                              | 2                               | 0                            | 0                               | 0                            | 5                               | 0                            | 1                               |                              |                                 |                              |                                 |                              |                                  |                                  |                                    |                                  |        |
| Terry Humphrey, R<br>OBP: 0.185, SLG: 0.200<br>(1, 2)  | 0-0<br>SH1-4                 |                                  | 0-0<br>SH1-4                 |                                 | 0-0<br>P4                    |                                 | 0-0<br>FC5                   |                                 | 0-0<br>6-3                   |                                 | 4-0<br>BB<br>IBB             |                                 |                              | 0-3<br>K                        |                              | 2                               | 0                            | 0                               | 0                            | 0                               | 0                            | 3                               |                              |                                 |                              |                                 |                              |                                  |                                  |                                    |                                  |        |
| Mike Jorgensen, L<br>OBP: 0.343, SLG: 0.356<br>(9, PH)<br>(10, 7)  | 0-0<br>SH1-4                 |                                  | 0-0<br>SH1-4                 |                                 | 0-0<br>P4                    |                                 | 0-0<br>FC5                   |                                 | 0-0<br>6-3                   |                                 | 4-0<br>BB<br>IBB             |                                 |                              | 0-3<br>K                        |                              | 3                               | 0                            | 1                               | 1                            | 1                               | 1                            | 0                               |                              |                                 |                              |                                 |                              |                                  |                                  |                                    |                                  |        |
| Pepe Frias, R<br>OBP: 0.251, SLG: 0.268<br>(7, PH)<br>(8, 4)<br>Larry Lintz, S<br>OBP: 0.382, SLG: 0.274<br>(10, PH)<br>Clyde Maestriano, R<br>OBP: 0.300, SLG: 0.330<br>(11, 4)<br>Bernie Allen, L<br>OBP: 0.282, SLG: 0.313<br>(15, PH)<br>Tony Scott, S<br>(15, PH) | 0-0<br>4-3                   |                                  | 0-0<br>4-3                   |                                 | 0-0<br>F9                    |                                 | 0-0<br>F9                    |                                 | 0-3<br>K                     |                                 | 0-0<br>K                     |                                 |                              | 0-0<br>E1<br>FC4-6              |                              | 2                               | 0                            | 0                               | 0                            | 0                               | 0                            | 2                               |                              |                                 |                              |                                 |                              |                                  |                                  |                                    |                                  |        |
| Mike Torrez, R<br>OBP: 0.188, SLG: 0.190<br>(1, 1)   | 0-3<br>K                     |                                  | 0-3<br>K                     |                                 | 0-0<br>G2                    |                                 | 0-0<br>G2                    |                                 | 0-0<br>E6<br>1B              |                                 | 0-0<br>E6                    |                                 |                              | 0-0<br>FC4-6                    |                              | 2                               | 0                            | 0                               | 0                            | 0                               | 1                            | 1                               |                              |                                 |                              |                                 |                              |                                  |                                  |                                    |                                  |        |
| Mike Marshall, R<br>OBP: 0.300, SLG: 0.250<br>(7, 1)   | 0-3<br>K                     |                                  | 0-3<br>K                     |                                 | 0-0<br>G2                    |                                 | 0-0<br>G2                    |                                 | 0-0<br>E6<br>1B              |                                 | 0-0<br>E6                    |                                 |                              | 0-0<br>FC4-6                    |                              | 4                               | 0                            | 1                               | 0                            | 0                               | 0                            | 1                               |                              |                                 |                              |                                 |                              |                                  |                                  |                                    |                                  |        |
| Pepe Mangual, R<br>OBP: 0.254, SLG: 0.400<br>(15, PH)  | 0-3<br>K                     |                                  | 0-3<br>K                     |                                 | 0-0<br>G2                    |                                 | 0-0<br>G2                    |                                 | 0-0<br>E6<br>1B              |                                 | 0-0<br>E6                    |                                 |                              | 0-0<br>FC4-6                    |                              | 1                               | 0                            | 0                               | 0                            | 0                               | 1                            | 3                               |                              |                                 |                              |                                 |                              |                                  |                                  |                                    |                                  |        |
| <b>Inning Stats</b>  | R: 0<br>E: 0<br>K: 1<br>S: 6 | H: 1<br>LOB: 2<br>BB: 1<br>P: 10 | R: 0<br>E: 0<br>K: 1<br>S: 5 | H: 0<br>LOB: 1<br>BB: 1<br>P: 9 | R: 1<br>E: 0<br>K: 1<br>S: 4 | H: 2<br>LOB: 0<br>BB: 0<br>P: 4 | R: 0<br>E: 0<br>K: 0<br>S: 3 | H: 0<br>LOB: 1<br>BB: 1<br>P: 7 | R: 0<br>E: 0<br>K: 1<br>S: 5 | H: 0<br>LOB: 0<br>BB: 0<br>P: 5 | R: 0<br>E: 0<br>K: 1<br>S: 4 | H: 1<br>LOB: 2<br>BB: 1<br>P: 8 | R: 0<br>E: 0<br>K: 1<br>S: 6 | H: 1<br>LOB: 1<br>BB: 0<br>P: 6 | R: 0<br>E: 0<br>K: 1<br>S: 7 | H: 0<br>LOB: 1<br>BB: 1<br>P: 9 | R: 0<br>E: 0<br>K: 1<br>S: 5 | H: 0<br>LOB: 1<br>BB: 1<br>P: 9 | R: 0<br>E: 0<br>K: 1<br>S: 7 | H: 0<br>LOB: 0<br>BB: 0<br>P: 7 | R: 0<br>E: 0<br>K: 2<br>S: 7 | H: 0<br>LOB: 0<br>BB: 0<br>P: 7 | R: 0<br>E: 0<br>K: 1<br>S: 6 | H: 0<br>LOB: 1<br>BB: 0<br>P: 6 | R: 0<br>E: 0<br>K: 1<br>S: 3 | H: 1<br>LOB: 0<br>BB: 0<br>P: 3 | R: 1<br>E: 0<br>K: 1<br>S: 7 | H: 2<br>LOB: 3<br>BB: 2<br>P: 15 | 1B: 7<br>2B: 4<br>3B: 0<br>HR: 0 | SF: 0<br>SAC: 1<br>DP: 2<br>HBP: 0 | WP: 0<br>PB: 0<br>SB: 0<br>CS: 0 | PA: 64 |

**BOTTOM**

**New York Mets @ Montreal Expos**  
 Jarry Park, Montreal, QB  
 Fri Sep 07 1973, 7:05 PM EDT  
 Att. 24,167 - Unknown

|     |    |
|-----|----|
| AB  | 54 |
| R   | 2  |
| H   | 10 |
| RBI | 2  |
| BB  | 9  |
| SO  | 13 |
| LOB | 29 |



| PITCHER                       | IP  | WLS | BF | H | R | ER | SO | BB | IBB | HBP | BLK | WP | HR | S  | P  | ERA  | WHIP  |
|-------------------------------|-----|-----|----|---|---|----|----|----|-----|-----|-----|----|----|----|----|------|-------|
| Jerry Koosman, L<br>ERA: 2.89 | 6.0 |     | 25 | 4 | 1 | 1  | 3  | 3  | 1   | 0   | 0   | 0  | 0  | 27 | 43 | 1.50 | 1.167 |
| Harry Parker, R<br>ERA: 3.49  | 3.0 |     | 13 | 2 | 0 | 0  | 3  | 1  | 0   | 0   | 0   | 0  | 0  | 18 | 22 | 0.00 | 1.000 |
| Tug McGraw, L<br>ERA: 4.67    | 5.1 | W   | 23 | 4 | 1 | 1  | 6  | 2  | 1   | 0   | 0   | 0  | 0  | 32 | 44 | 1.69 | 1.125 |
| Ray Sadecki, L<br>ERA: 3.41   | 0.2 | S   | 3  | 0 | 0 | 0  | 1  | 1  | 0   | 0   | 0   | 0  | 0  | 4  | 8  | 0.00 | 1.500 |

| Batter  | 1   | 2                               | 3                            | 4  | 5                            | 6                               | 7                            | 8                               | 9                            | AB R H RBI BB SO LOB             | TOP  |   |                              |                                 |                              |                                 |                              |                                 |                              |                                 |                                  |                                    |                                  |        |
|---|---|---------------------------------|------------------------------|--|------------------------------|---------------------------------|------------------------------|---------------------------------|------------------------------|----------------------------------|--|---|------------------------------|---------------------------------|------------------------------|---------------------------------|------------------------------|---------------------------------|------------------------------|---------------------------------|----------------------------------|------------------------------------|----------------------------------|--------|
| Wayne Garrett, L (1, 5)<br>OBP: 0.335, SLG: 0.365     | 0-3<br>K  |                                 | 0-3<br>K                     |  | 0-0<br>4-3                   |                                 | 0-0<br>1-6-3                 |                                 |                              | 4 0 0 0 0 2 1                    |  |   |                              |                                 |                              |                                 |                              |                                 |                              |                                 |                                  |                                    |                                  |        |
| Felix Millan, R (1, 4)<br>OBP: 0.332, SLG: 0.361      | 0-0<br>G3-6-1<br>1B   |                                 | 0-0<br>G3                    |  | 0-0<br>BB<br>1B              |                                 |                              | 1-0<br>4-3<br>2-1<br>HBP        |                              | 3 0 2 0 0 0 1                    |  |   |                              |                                 |                              |                                 |                              |                                 |                              |                                 |                                  |                                    |                                  |        |
| Rusty Staub, L (1, 9)<br>OBP: 0.355, SLG: 0.408       | 0-0<br>G3-6-1<br>1-2f   |                                 |                              | 4-0<br>FC3-6<br>E<br>1B<br>BB            | 4-0<br>BB<br>1-2<br>BB       |                                 |                              | 0-0<br>4-3<br>1-2               |                              | 2 1 0 0 2 0 2                    |  |   |                              |                                 |                              |                                 |                              |                                 |                              |                                 |                                  |                                    |                                  |        |
| John Milner, L (1, 7)<br>OBP: 0.328, SLG: 0.452       |   | 0-0<br>P6                       |                              | 0-0<br>E4<br>FC3-6<br>1-2                | 0-0<br>3-1                   |                                 |                              | 0-0<br>4-3<br>2-3               |                              | 4 0 0 0 0 0 4                    |  |   |                              |                                 |                              |                                 |                              |                                 |                              |                                 |                                  |                                    |                                  |        |
| Ed Kranepool, L (1, 3)<br>OBP: 0.309, SLG: 0.308      |   | 4-0<br>FC5-4<br>BB              |                              | 0-0<br>FC3-6<br>FC5<br>1B<br>1-2f<br>2-3 |                              | 0-0<br>1-3                      |                              | 0-0<br>2-1<br>3-H               | 0-0<br>L6                    | 3 0 0 0 1 0 2                    |  |   |                              |                                 |                              |                                 |                              |                                 |                              |                                 |                                  |                                    |                                  |        |
| Jerry Grote, R (1, 2)<br>OBP: 0.276, SLG: 0.307       |   | 0-0<br>FC5-4<br>FC6<br>1-2f     |                              | 0-0<br>FC5<br>1B<br>1-2<br>3-H           |                              | 0-0<br>5-3                      |                              |                                 | 0-0<br>6-3                   | 4 0 1 1 0 0 1                    |  |   |                              |                                 |                              |                                 |                              |                                 |                              |                                 |                                  |                                    |                                  |        |
| Don Hahn, R (1, 8)<br>OBP: 0.283, SLG: 0.293          |   | 0-0<br>FC6<br>1-2f              |                              | 0-0<br>FC5<br>1-2<br>2-3f                |                              | 0-3<br>K                        |                              |                                 | 0-0<br>4-3                   | 3 0 0 0 0 1 3                    |  |   |                              |                                 |                              |                                 |                              |                                 |                              |                                 |                                  |                                    |                                  |        |
| Ken Boswell, L (9, PH)<br>OBP: 0.277, SLG: 0.317      |   |                                 |                              |  |                              |                                 |                              |                                 |                              | 1 0 0 0 0 0 0                    | AB 30<br>R 1<br>H 4<br>RBI 1<br>BB 3<br>SO 5<br>LOB 17 |   |                              |                                 |                              |                                 |                              |                                 |                              |                                 |                                  |                                    |                                  |        |
| Bud Harrelson, S (1, 6)<br>OBP: 0.347, SLG: 0.306     |   |                                 | 0-0<br>S<br>1B               | 0-0<br>5-3                               |                              |                                 | 0-0<br>6-3                   |                                 |                              | 3 0 1 0 0 0 2                    |  |   |                              |                                 |                              |                                 |                              |                                 |                              |                                 |                                  |                                    |                                  |        |
| Tom Seaver, R (1, 1)<br>OBP: 0.216, SLG: 0.244        |   |                                 | 0-3<br>K<br>1-2              |  | 0-3<br>K                     |                                 | 0-0<br>4-3                   |                                 |                              | 3 0 0 0 0 2 1                    |  |   |                              |                                 |                              |                                 |                              |                                 |                              |                                 |                                  |                                    |                                  |        |
| <b>Inning Stats</b>                                   | R: 0<br>E: 0<br>K: 1<br>S: 5  | H: 1<br>LOB: 0<br>BB: 0<br>P: 5 | R: 0<br>E: 0<br>K: 0<br>S: 3 | H: 0<br>LOB: 1<br>BB: 1<br>P: 7          | R: 0<br>E: 0<br>K: 2<br>S: 8 | H: 1<br>LOB: 1<br>BB: 0<br>P: 8 | R: 1<br>E: 1<br>K: 0<br>S: 5 | H: 1<br>LOB: 2<br>BB: 1<br>P: 9 | R: 0<br>E: 0<br>K: 1<br>S: 6 | H: 1<br>LOB: 2<br>BB: 1<br>P: 10 | R: 0<br>E: 0<br>K: 1<br>S: 5                           | H: 0<br>LOB: 0<br>BB: 0<br>P: 5   | R: 0<br>E: 0<br>K: 0<br>S: 3 | H: 0<br>LOB: 0<br>BB: 0<br>P: 3 | R: 0<br>E: 0<br>K: 0<br>S: 2 | H: 0<br>LOB: 1<br>BB: 0<br>P: 3 | R: 0<br>E: 0<br>K: 0<br>S: 3 | H: 0<br>LOB: 0<br>BB: 0<br>P: 3 | R: 0<br>E: 0<br>K: 0<br>S: 3 | H: 0<br>LOB: 0<br>BB: 0<br>P: 3 | 1B: 4<br>2B: 0<br>3B: 0<br>HR: 0 | SF: 0<br>SAC: 0<br>DP: 1<br>HBP: 1 | WP: 0<br>PB: 0<br>SB: 1<br>CS: 0 | PA: 34 |
| <b>PITCHER</b><br>Steve Rogers, R (1, 1)<br>ERA: 1.16 | IP 9.0<br>WLS W<br>BF 35<br>H 4<br>R 1<br>ER 0<br>SO 5<br>BB 3<br>IBB 0<br>HBP 1<br>BLK 0<br>WP 0<br>HR 0<br>S 40<br>P 53<br>ERA 0.00<br>WHIP 0.778 |                                 |                              |  |                              |                                 |                              |                                 |                              |                                  |  | <b>PITCHER</b><br>IP WLS BF H R ER SO BB IBB HBP BLK WP HR S P ERA WHIP |                              |                                 |                              |                                 |                              |                                 |                              |                                 |                                  |                                    |                                  |        |

**New York Mets @ Montreal Expos**  
 Jarry Park, Montreal, QB  
 Sat Sep 08 1973, 7:05 PM EDT  
 Att: 17,632 - Unknown

livebaseballscorecards.com



| Batter  | 1                            | 2                                | 3                            | 4                               | 5                            | 6                               | 7                            | 8                               | 9                            | AB                              | R                            | H                               | RBI                          | BB                              | SO                           | LOB                             |
|---|------------------------------|----------------------------------|------------------------------|---------------------------------|------------------------------|---------------------------------|------------------------------|---------------------------------|------------------------------|---------------------------------|------------------------------|---------------------------------|------------------------------|---------------------------------|------------------------------|---------------------------------|
| Larry Lintz, S<br>OBP: 0.372, SLG: 0.258 (1, 4)   | 0-3<br>K                     |                                  | 0-3<br>K                     |                                 | 0-0<br>6-3                   |                                 |                              | 0-0<br>1-3                      |                              | 4                               | 0                            | 0                               | 0                            | 0                               | 2                            | 0                               |
| Ron Fairly, L<br>OBP: 0.431, SLG: 0.469 (1, 7)<br>Ron Woods, R<br>OBP: 0.335, SLG: 0.306 (9, 7) | 0-0<br>BB<br>1B              |                                  | 0-0<br>HR<br>1B              |                                 | 0-3<br>K                     |                                 |                              | 0-0<br>HR                       |                              | 4                               | 2                            | 3                               | 1                            | 0                               | 1                            | 0                               |
| Ken Singleton, S<br>OBP: 0.424, SLG: 0.499 (1, 9)   | 4-0<br>1-2<br>BB             |                                  | 0-0<br>1-H<br>HR             |                                 | 0-3<br>K                     |                                 |                              | 0-0<br>4-1                      |                              | 3                               | 1                            | 1                               | 2                            | 1                               | 1                            | 0                               |
| Mike Jorgensen, L<br>OBP: 0.341, SLG: 0.353 (1, 3)  | 0-0<br>F8                    |                                  | 0-0<br>F7                    |                                 | 0-3<br>K                     |                                 |                              |                                 |                              | 3                               | 0                            | 0                               | 0                            | 0                               | 1                            | 2                               |
| Bernie Allen, L<br>OBP: 0.284, SLG: 0.303 (1, 5)  | 0-0<br>F5                    |                                  | 0-0<br>F8                    |                                 | 0-0<br>F9                    |                                 |                              |                                 |                              | 3                               | 0                            | 0                               | 0                            | 0                               | 0                            | 2                               |
| Jim Lyttle, L<br>OBP: 0.264, SLG: 0.406 (1, 8)  |                              | 0-0<br>4-3                       |                              | 0-0<br>F7                       |                              |                                 |                              | 0-3<br>K                        |                              | 3                               | 0                            | 0                               | 0                            | 0                               | 1                            | 0                               |
| Bob Stinson, S<br>OBP: 0.337, SLG: 0.357 (1, 2)   |                              | 4-0<br>FC6-4<br>BB               |                              | 0-0<br>F9                       |                              |                                 |                              | 4-0<br>G6-4-3<br>BB             |                              | 1                               | 0                            | 0                               | 0                            | 2                               | 0                            | 0                               |
| Tim Foli, R<br>OBP: 0.295, SLG: 0.289 (1, 6)  |                              | 0-0<br>FC6-4<br>1-2f             |                              | 0-0<br>6-3                      |                              |                                 |                              | 0-0<br>G6-4-3<br>1-2f           |                              | 3                               | 0                            | 0                               | 0                            | 0                               | 0                            | 2                               |
| Steve Rogers, R<br>OBP: 0.206, SLG: 0.133 (1, 1)  |                              | 0-3<br>K                         |                              | 0-0<br>F9                       |                              |                                 |                              | 0-0<br>6-3                      |                              | 3                               | 0                            | 0                               | 0                            | 0                               | 1                            | 1                               |
| <b>Inning Stats</b>   | R: 0<br>E: 0<br>K: 1<br>S: 6 | H: 1<br>LOB: 2<br>BB: 1<br>P: 10 | R: 0<br>E: 0<br>K: 1<br>S: 5 | H: 0<br>LOB: 1<br>BB: 1<br>P: 9 | R: 2<br>E: 0<br>K: 1<br>S: 7 | H: 2<br>LOB: 0<br>BB: 0<br>P: 7 | R: 0<br>E: 0<br>K: 0<br>S: 3 | H: 0<br>LOB: 0<br>BB: 0<br>P: 3 | R: 0<br>E: 0<br>K: 2<br>S: 7 | H: 0<br>LOB: 0<br>BB: 0<br>P: 7 | R: 0<br>E: 0<br>K: 1<br>S: 4 | H: 0<br>LOB: 0<br>BB: 1<br>P: 8 | R: 1<br>E: 0<br>K: 0<br>S: 4 | H: 1<br>LOB: 0<br>BB: 0<br>P: 4 | R: 1<br>E: 0<br>K: 0<br>S: 4 | H: 1<br>LOB: 0<br>BB: 0<br>P: 4 |

**BOTTOM**

**New York Mets @ Montreal Expos**  
**Jarry Park, Montreal, QB**  
 Sat Sep 08 1973, 7:05 PM EDT  
 Att. 17,632 - Unknown

[livebaseballscorecards.com](http://livebaseballscorecards.com)

|            |           |
|------------|-----------|
| <b>AB</b>  | <b>27</b> |
| <b>R</b>   | <b>3</b>  |
| <b>H</b>   | <b>4</b>  |
| <b>RBI</b> | <b>3</b>  |
| <b>BB</b>  | <b>3</b>  |
| <b>SO</b>  | <b>7</b>  |
| <b>LOB</b> | <b>7</b>  |



| PITCHER                           | IP  | WLS | BF | H | R | ER | SO | BB | IBB | HBP | BLK | WP | HR | S  | P  | ERA  | WHIP  |
|-----------------------------------|-----|-----|----|---|---|----|----|----|-----|-----|-----|----|----|----|----|------|-------|
| Tom Seaver, R<br>ERA: 1.74 (1, 1) | 8.0 | L   | 30 | 4 | 3 | 3  | 7  | 3  | 0   | 0   | 0   | 0  | 2  | 41 | 53 | 3.38 | 0.875 |

|       |        |
|-------|--------|
| WP: 0 | PA: 30 |
| PB: 0 | SB: 0  |
| CS: 0 |        |

| Batter   | 1  | 2   | 3   | 4   | 5  | 6   | 7   | 8   | 9   | AB R H RBI BB SO LOB   | TOP  |                |   |
|--|--|---|---|---|--|---|---|---|---|--|--|----------------|---|
| <b>Bud Harrelson, S</b> (1, 6)<br>OBP: 0.345, SLG: 0.304 | 0-0<br>F7  |   | 0-0<br>5-3  |   | 0-0<br>E6  |   | 0-0<br>2B<br>1B   |   | 0-0<br>E6   | 5 1 1 1 0 0 1  |  |                |   |
| <b>Felix Millan, R</b> (1, 4)<br>OBP: 0.332, SLG: 0.363  | 0-0<br>FC4-6<br>1B                                     |   | 0-3<br>K  |   | 0-0<br>L6  |   | 0-0<br>1-H<br>2B  |   | 0-0<br>4-3  | 5 0 2 1 0 1 3  |  |                |   |
| <b>Willie Mays, R</b> (1, 3)<br>OBP: 0.303, SLG: 0.344   | 0-0<br>F7  |   |   | 4-0<br>FC6-4<br>BB  | 4-0<br>BB  |   | 0-3<br>K  |   |   | 2 0 0 0 2 1 2  |  |                |   |
| <b>Cleon Jones, R</b> (1, 7)<br>OBP: 0.312, SLG: 0.361   | 0-0<br>FC4-6<br>1-2f                                   |   |   | 0-0<br>FC6-4<br>1-2f  | 0-0<br>F9  |   | 0-0<br>F7   |   |   | 4 0 0 0 0 0 6  |  |                |   |
| <b>Rusty Staub, L</b> (1, 9)<br>OBP: 0.353, SLG: 0.405   |  | 0-0<br>6-3  |   | 0-0<br>G4-6-3<br>1-2f   |  | 0-0<br>G3   |   | 0-0<br>F8   |   | 4 0 0 0 0 0 1  |  |                |   |
| <b>Jerry Grote, R</b> (1, 2)<br>OBP: 0.280, SLG: 0.305   |  | 4-0<br>FC4-6<br>BB  |   |   | 0-0<br>E4<br>1B<br>FC6-2   | 4-0<br>FC1-6<br>BB  |   | 0-0<br>F7   |   | 2 0 0 0 2 0 0  |  |                |   |
| <b>Don Hahn, R</b> (1, 8)<br>OBP: 0.283, SLG: 0.293      |  | 0-0<br>FC4-6<br>1-2f  |   |   | 0-0<br>FC6-2<br>1B<br>E<br>1B                                    | 0-0<br>F8   |   | 0-0<br>F8   |   | 4 1 1 0 0 0 2  |  |                |   |
| <b>Ted Martinez, R</b> (1, 5)<br>OBP: 0.291, SLG: 0.305  |  | 0-3<br>K  |   |   | 0-0<br>FC6-2<br>E<br>1B  | 0-0<br>FC1-6<br>1-2f  |   |   | 0-0<br>F8   | 4 1 1 0 0 1 2  |  |                |   |
| <b>George Stone, L</b> (1, 1)<br>OBP: 0.244, SLG: 0.244  |  |   | 0-3<br>K  |   | 0-0<br>FC6-2<br>E<br>1B  |   | 0-0<br>1-3  |   | 0-3<br>K  | 3 0 0 0 0 1 3  |  |                |   |
| <b>Tug McGraw, R</b> (8, 1)<br>OBP: 0.150, SLG: 0.150    |  |   |   |   | 1-2<br>2-3<br>3-Hf   |   |   |   |   | 1 0 0 0 0 1 0  |  |                |   |
| <b>Inning Stats</b>                                      | R: 0<br>E: 0<br>K: 0<br>S: 4<br>H: 1<br>LOB: 1<br>P: 4 | R: 0<br>E: 0<br>K: 1<br>S: 5<br>H: 0<br>LOB: 1<br>BB: 1<br>P: 9 | R: 0<br>E: 0<br>K: 2<br>S: 7<br>H: 0<br>LOB: 0<br>BB: 0<br>P: 7 | R: 0<br>E: 0<br>K: 0<br>S: 2<br>H: 0<br>LOB: 0<br>BB: 1<br>P: 6 | R: 2<br>E: 2<br>K: 0<br>S: 7<br>H: 2<br>LOB: 3<br>BB: 1<br>P: 11 | R: 0<br>E: 0<br>K: 0<br>S: 3<br>H: 0<br>LOB: 1<br>BB: 1<br>P: 7 | R: 1<br>E: 0<br>K: 1<br>S: 7<br>H: 2<br>LOB: 1<br>BB: 0<br>P: 7 | R: 0<br>E: 0<br>K: 0<br>S: 3<br>H: 0<br>LOB: 0<br>BB: 0<br>P: 3 | R: 0<br>E: 1<br>K: 1<br>S: 6<br>H: 0<br>LOB: 1<br>BB: 0<br>P: 6 | 1B: 4<br>2B: 1<br>3B: 0<br>HR: 0<br>SF: 0<br>SAC: 0<br>DP: 1<br>HBP: 0 | WP: 0<br>PB: 0<br>SB: 0<br>CS: 0<br>PA: 38 |                |   |
| <b>PITCHER</b>   | IP WLS BF H R ER SO BB IBB HBP BLK WP HR S P ERA WHIP  |   |   |   |  |   |   |   |   |  |  | <b>PITCHER</b> | IP WLS BF H R ER SO BB IBB HBP BLK WP HR S P ERA WHIP |
| <b>Balor Moore, L</b> (1, 1)<br>ERA: 4.3                 | 6.1 L 29 5 3 1 3 4 0 0 0 0 0 0 31 47 1.42 1.421        |   |   |   |  |   |   |   |   |  |  |                |   |
| <b>Chuck Taylor, R</b> (7, 1)<br>ERA: 1.42               | 0.2 2 0 0 0 1 0 0 0 0 0 0 0 4 4 0.00 0.000             |   |   |   |  |   |   |   |   |  |  |                |   |
| <b>John Montague, R</b> (8, 1)<br>ERA:                   | 1.0 3 0 0 0 0 0 0 0 0 0 0 0 3 3 0.00 0.000             |   |   |   |  |   |   |   |   |  |  |                |   |
| <b>Mike Marshall, R</b> (9, 1)<br>ERA: 2.6               | 1.0 4 0 0 0 1 0 0 0 0 0 0 0 6 6 0.00 0.000             |   |   |   |  |   |   |   |   |  |  |                |   |

**New York Mets @ Montreal Expos**  
**Jarry Park, Montreal, QB**  
 Sun Sep 09 1973, 3:33 AM EDT  
 Att: 20,743 - Unknown

[livebaseballscorecards.com](http://livebaseballscorecards.com)

|            |           |
|------------|-----------|
| <b>AB</b>  | <b>34</b> |
| <b>R</b>   | <b>3</b>  |
| <b>H</b>   | <b>5</b>  |
| <b>RBI</b> | <b>2</b>  |
| <b>BB</b>  | <b>4</b>  |
| <b>SO</b>  | <b>5</b>  |
| <b>LOB</b> | <b>20</b> |



| Batter   | 1         | 2                | 3                 | 4                | 5                     | 6                   | 7            | 8                       | 9                           | AB | R | H | RBI | BB | SO | LOB |
|--|-----------|------------------|-------------------|------------------|-----------------------|---------------------|--------------|-------------------------|-----------------------------|----|---|---|-----|----|----|-----|
| Ron Hunt, R<br>OBP: 0.418, SLG: 0.344<br>(1, 4)        | 0-0<br>1B |                  | 0-0<br>6-3        |                  | 0-0<br>E6<br>F8<br>1B |                     | 0-0<br>1B    |                         | 0-0<br>G5-4-3<br>1B         | 3  | 0 | 2 | 0   | 0  | 0  | 0   |
| Pepe Frias, R<br>OBP: 0.262, SLG: 0.275<br>(6, 4)      |           |                  |                   |                  |                       |                     |              |                         |                             | 2  | 0 | 2 | 0   | 0  | 0  | 0   |
| Felipe Alou, R<br>OBP: 0.258, SLG: 0.321<br>(1, 7)     | 0-0<br>F8 |                  | 0-0<br>5-3<br>1B  |                  | 0-0<br>6-3            |                     | 0-0<br>F7    |                         | 0-0<br>G5-4-3<br>1-2f<br>1B | 5  | 0 | 1 | 0   | 0  | 0  | 4   |
| Bob Bailey, R<br>OBP: 0.375, SLG: 0.502<br>(1, 5)      | 0-0<br>F9 |                  | 0-0<br>5-3<br>1-2 |                  | 4-0<br>FC4-6<br>BB    |                     | 0-0<br>P6    |                         | 0-0<br>2B                   | 4  | 0 | 1 | 0   | 1  | 0  | 3   |
| Hal Breeden, R<br>OBP: 0.363, SLG: 0.554<br>(1, 3)     | 0-0<br>P6 |                  | 0-0<br>5-3        |                  | 0-0<br>F8<br>2-3      |                     | 0-0<br>F8    |                         | 0-3<br>K                    | 5  | 0 | 0 | 0   | 0  | 1  | 5   |
| Ken Singleton, S<br>OBP: 0.422, SLG: 0.497<br>(1, 9)   |           | 0-0<br>4-3       |                   | 0-0<br>1B<br>1B  | 0-0<br>FC4-6<br>1-2f  |                     | 0-0<br>5-6-3 |                         |                             | 4  | 0 | 1 | 0   | 0  | 0  | 2   |
| Ron Woods, R<br>OBP: 0.334, SLG: 0.305<br>(1, 8)       |           | 0-0<br>6-3       |                   | 0-0<br>L8        |                       | 0-0<br>G4-3<br>1B   |              | 0-0<br>E6<br>1B<br>1B   |                             | 4  | 0 | 1 | 0   | 0  | 0  | 1   |
| Tim Foli, R<br>OBP: 0.297, SLG: 0.291<br>(1, 6)        |           | 0-0<br>1B<br>1B  |                   | 0-0<br>F9        |                       | 0-0<br>G4-3<br>1-2f |              | 0-0<br>1B<br>1B         |                             | 4  | 0 | 2 | 0   | 0  | 0  | 2   |
| Terry Humphrey, R<br>OBP: 0.208, SLG: 0.225<br>(1, 2)  |           | 0-0<br>1-2<br>1B |                   | 0-0<br>1-3<br>1B |                       | 0-0<br>6-3          |              | 0-0<br>1-2<br>2-3<br>1B |                             | 4  | 0 | 3 | 0   | 0  | 0  | 0   |
| Balor Moore, L<br>OBP: 0.076, SLG: 0.077<br>(7, 1)     |           | 0-3<br>K         |                   | 0-0<br>F7        |                       | 0-3<br>K            |              | 0-0<br>4-3              |                             | 2  | 0 | 0 | 0   | 0  | 1  | 4   |
| Chuck Taylor, R<br>(7, PH)                             |           |                  |                   |                  |                       |                     |              |                         |                             | 0  | 0 | 0 | 0   | 0  | 0  | 0   |
| Clyde Mashore, R<br>OBP: 0.305, SLG: 0.327<br>(8, 1)   |           |                  |                   |                  |                       |                     |              |                         |                             | 1  | 0 | 0 | 0   | 0  | 1  | 0   |
| John Montague, R<br>(8, PH)                            |           |                  |                   |                  |                       |                     |              |                         |                             | 0  | 0 | 0 | 0   | 0  | 0  | 0   |
| Pepe Mangual, R<br>OBP: 0.284, SLG: 0.400<br>(8, PH)   |           |                  |                   |                  |                       |                     |              |                         |                             | 0  | 0 | 0 | 0   | 0  | 0  | 0   |
| Mike Jorgensen, L<br>OBP: 0.340, SLG: 0.352<br>(8, PH) |           |                  |                   |                  |                       |                     |              |                         |                             | 1  | 0 | 0 | 0   | 0  | 0  | 3   |
| Mike Marshall, R<br>OBP: 0.300, SLG: 0.250<br>(9, 1)   |           |                  |                   |                  |                       |                     |              |                         |                             | 0  | 0 | 0 | 0   | 0  | 0  | 0   |

BOTTOM

New York Mets @ Montreal Expos  
 Jarry Park, Montreal, QB  
 Sun Sep 09 1973, 3:33 AM EDT  
 Att. 20,743 - Unknown


livebaseballscorecards.com

|     |    |
|-----|----|
| AB  | 39 |
| R   | 0  |
| H   | 13 |
| RBI | 0  |
| BB  | 1  |
| SO  | 3  |
| LOB | 24 |



| Inning Stats | R | H | E | K | S | H | LOB | BB | P | R | H | E | K | S | H | LOB | BB | P | 1B | SF | 2B | 3B | HR | WP | PB | SB | CS | PA |
|--------------|---|---|---|---|---|---|-----|----|---|---|---|---|---|---|---|-----|----|---|----|----|----|----|----|----|----|----|----|----|
|              | 0 | 1 | 0 | 0 | 4 | 2 | 1   | 0  | 7 | 0 | 2 | 0 | 1 | 7 | 1 | 2   | 0  | 6 | 12 | 0  | 1  | 0  | 0  | 0  | 0  | 0  | 40 |    |

| PITCHER                               | IP  | WLS | BF | H  | R | ER | SO | BB | IBB | HBP | BLK | WP | HR | S  | P  | ERA  | WHIP  |
|---------------------------------------|-----|-----|----|----|---|----|----|----|-----|-----|-----|----|----|----|----|------|-------|
| George Stone, L<br>ERA: 2.7<br>(1, 1) | 7.2 | W   | 35 | 11 | 0 | 0  | 2  | 1  | 0   | 0   | 0   | 0  | 0  | 38 | 42 | 0.00 | 1.565 |
| Tug McGraw, L<br>ERA: 4.61<br>(8, 1)  | 1.1 | S   | 5  | 2  | 0 | 0  | 1  | 0  | 0   | 0   | 0   | 0  | 0  | 7  | 7  | 0.00 | 1.500 |

| Batter  | 1   | 2   | 3   | 4   | 5   | 6   | 7   | 8   | 9   | AB R H RBI BB SO LOB                                       | TOP   |   |
|---|---|---|---|---|---|---|---|---|---|--|---|---|
| Wayne Garrett, L (1, 5)<br>OBP: 0.335, SLG: 0.365<br>Ted Martinez, R (6, 5)<br>OBP: 0.291, SLG: 0.305<br>Ken Boswell, L (8, PH)<br>OBP: 0.274, SLG: 0.314<br>(8, 5) | 0-0<br>F5   |   | 0-0<br>HR<br>1B                                     |   | 0-0<br>P5   |   |   | 0-0<br>F7   |   | 3 1 1 0 0 0 0<br>0 0 0 0 0 0 0<br>1 0 0 0 0 0 0            | <b>New York Mets @ Philadelphia Phillies</b><br>Veterans Stadium, Philadelphia, PA<br>Tue Sep 11 1973, 7:05 PM EDT<br>Att. 8,159 - Unknown<br><br><b>AB 32</b><br><b>R 4</b><br><b>H 6</b><br><b>RBI 4</b><br><b>BB 2</b><br><b>SO 3</b><br><b>LOB 7</b><br><br> |   |
| Felix Millan, R (1, 4)<br>OBP: 0.332, SLG: 0.361  | 4-0<br>HR<br>BB                                       |   | 0-0<br>P5   |   | 0-0<br>F7   |   |   | 0-0<br>6-3  |   | 3 1 0 0 1 0 1  |   |   |
| Rusty Staub, L (1, 9)<br>OBP: 0.354, SLG: 0.417   | 0-0<br>HR   |   | 0-0<br>HR   |   |   |   | 0-0<br>6-3  | 0-0<br>F8   |   | 4 2 2 4 0 0 0  |   |   |
| John Milner, L (1, 7)<br>OBP: 0.330, SLG: 0.452   | 0-0<br>L3   |   | 0-0<br>1B   |   | 0-0<br>P5   |   |   | 0-0<br>FC5-4<br>1B                                  |   | 4 0 2 0 0 0 0  |   |   |
| Ed Kranepool, L (1, 3)<br>OBP: 0.308, SLG: 0.307  | 0-3<br>K  |   | 0-0<br>F8   |   | 0-0<br>1B   |   |   | 0-0<br>FC5-4<br>G3<br>1-2f                          |   | 4 0 1 0 0 1 2  |   |   |
| Jerry Grote, R (1, 2)<br>OBP: 0.277, SLG: 0.300<br>Ron Hodges, L (9, PH)<br>OBP: 0.306, SLG: 0.289  |   | 0-0<br>6-3  |   | 0-0<br>P3   |   | 0-0<br>F2   |   | 0-0<br>G3<br>1-2                                    |   | 3 0 0 0 0 0 1<br>1 0 0 0 0 0 1                             |   |   |
| Don Hahn, R (1, 8)<br>OBP: 0.283, SLG: 0.290<br>Dave Schneck, L (9, PH)   |   | 4-0<br>G1-4-3<br>BB                                 |   | 0-0<br>5-3  |   |   | 0-3<br>K  | 0-0<br>F9   |   | 2 0 0 0 1 1 0<br>1 0 0 0 0 0 1                             |   |   |
| Bud Harrelson, S (1, 6)<br>OBP: 0.342, SLG: 0.301   |   | 0-0<br>G1-4-3<br>1-2f                               |   | 0-0<br>G3   |   |   | 0-0<br>G3   |   |   | 3 0 0 0 0 0 1  |   |   |
| Jerry Koosman, R (1, 1)<br>OBP: 0.123, SLG: 0.125<br>Harry Parker, R (8, 1)<br>OBP: 0.150, SLG: 0.150   |   |   | 0-3<br>K  |   | 0-0<br>5-3  |   | 0-0<br>6-3  |   |   | 3 0 0 0 0 1 0<br>0 0 0 0 0 0 0                             |   |   |
| <b>Inning Stats</b>   | R: 2 H: 1<br>E: 0 LOB: 0<br>K: 1 BB: 1<br>S: 6 P: 10  | R: 0 H: 0<br>E: 0 LOB: 0<br>K: 0 BB: 1<br>S: 2 P: 6 | R: 2 H: 3<br>E: 0 LOB: 1<br>K: 1 BB: 0<br>S: 8 P: 8 | R: 0 H: 0<br>E: 0 LOB: 0<br>K: 0 BB: 0<br>S: 3 P: 3 | R: 0 H: 0<br>E: 0 LOB: 0<br>K: 0 BB: 0<br>S: 3 P: 3 | R: 0 H: 1<br>E: 0 LOB: 1<br>K: 0 BB: 0<br>S: 4 P: 4 | R: 0 H: 0<br>E: 0 LOB: 0<br>K: 1 BB: 0<br>S: 5 P: 5 | R: 0 H: 0<br>E: 0 LOB: 0<br>K: 0 BB: 0<br>S: 3 P: 3 | R: 0 H: 1<br>E: 0 LOB: 1<br>K: 0 BB: 0<br>S: 4 P: 4 | 1B: 4 SF: 0<br>2B: 0 SAC: 0<br>3B: 0 DP: 1<br>HR: 2 HBP: 0 | WP: 0 PA: 34<br>PB: 0<br>SB: 0<br>CS: 0   |   |
| <b>PITCHER</b><br>Jim Lonborg, R (1, 1)<br>ERA: 4.86  | IP WLS BF H R ER SO BB IBB HBP BLK WP HR S P ERA WHIP |   |   |   |   |   |   |   |   |  |   | <b>PITCHER</b><br>IP WLS BF H R ER SO BB IBB HBP BLK WP HR S P ERA WHIP |



| Batter  | 1                       | 2                | 3         | 4          | 5                    | 6                | 7         | 8               | 9 |
|---|-------------------------|------------------|-----------|------------|----------------------|------------------|-----------|-----------------|---|
| <b>Billy Grabarkewitz, R</b> (1, 4)<br>OBP: 0.340, SLG: 0.335 | 4-0<br>FC6-4 1B<br>BB   | 0-0<br>F3        |           |            | 4-0<br>1B 1B<br>BB   |                  | 0-0<br>HR |                 |   |
| <b>Mike Anderson, R</b> (1, 9)<br>OBP: 0.305, SLG: 0.431      | 0-3<br>K                |                  | 0-3<br>K  |            | 0-0<br>F9            |                  | 0-0<br>F8 |                 |   |
| <b>Bill Robinson, R</b> (1, 8)<br>OBP: 0.329, SLG: 0.541      | 0-0<br>FC6-4<br>1-2 1B  |                  | 0-0<br>F8 |            | 0-0<br>1B<br>1-3 1B  |                  | 0-0<br>F2 |                 |   |
| <b>Greg Luzinski, R</b> (1, 7)<br>OBP: 0.342, SLG: 0.491      | 0-0<br>FC6-4<br>1-2 2-3 |                  | 0-0<br>HR |            | 0-0<br>1B<br>1-3 3-H |                  | 0-0<br>HR |                 |   |
| <b>Willie Montanez, L</b> (1, 3)<br>OBP: 0.325, SLG: 0.378    | 0-0<br>5-3              |                  | 0-3<br>K  |            |                      | 0-0<br>F8        | 0-0<br>F7 |                 |   |
| <b>Bob Boone, R</b> (1, 2)<br>OBP: 0.322, SLG: 0.375          |                         | 0-0<br>1B        |           | 0-0<br>5-3 |                      | 4-0<br>HR<br>BB  |           | 0-0<br>P5       |   |
| <b>Mike Schmidt, R</b> (1, 5)<br>OBP: 0.344, SLG: 0.408       |                         | 0-0<br>F9        |           | 0-3<br>K   |                      | 0-0<br>HR<br>1-H |           | 4-0<br>S<br>BB  |   |
| <b>Larry Bowa, S</b> (1, 6)<br>OBP: 0.254, SLG: 0.240         |                         | 0-1<br>CI<br>BB  |           | 0-0<br>L5  |                      | 0-0<br>P4        |           | 0-3<br>K<br>1-2 |   |
| <b>Jim Lonborg, R</b> (1, 1)<br>OBP: 0.190, SLG: 0.167        |                         | 4-0<br>1-2<br>BB |           |            | 0-3<br>K             | 0-3<br>K         |           | 0-0<br>F8       |   |

| Inning Stats        | R: 0 | H: 1 | E: 0 | K: 1 | S: 6 | LOB: 2 | BB: 1 | P: 10 |
|---------------------|------|------|------|------|------|--------|-------|-------|
| <b>Inning Stats</b> | R: 0 | H: 1 | E: 0 | K: 1 | S: 6 | LOB: 2 | BB: 1 | P: 10 |
| <b>Inning Stats</b> | R: 0 | H: 1 | E: 1 | K: 0 | S: 4 | LOB: 2 | BB: 1 | P: 8  |
| <b>Inning Stats</b> | R: 1 | H: 1 | E: 0 | K: 2 | S: 8 | LOB: 0 | BB: 0 | P: 8  |
| <b>Inning Stats</b> | R: 0 | H: 0 | E: 0 | K: 1 | S: 5 | LOB: 0 | BB: 0 | P: 5  |
| <b>Inning Stats</b> | R: 1 | H: 2 | E: 0 | K: 1 | S: 6 | LOB: 2 | BB: 1 | P: 10 |
| <b>Inning Stats</b> | R: 2 | H: 1 | E: 0 | K: 1 | S: 6 | LOB: 0 | BB: 1 | P: 10 |
| <b>Inning Stats</b> | R: 2 | H: 2 | E: 0 | K: 0 | S: 5 | LOB: 0 | BB: 0 | P: 5  |
| <b>Inning Stats</b> | R: 0 | H: 0 | E: 0 | K: 1 | S: 5 | LOB: 1 | BB: 1 | P: 9  |

| AB | R | H | RBI | BB | SO | LOB |
|----|---|---|-----|----|----|-----|
| 2  | 2 | 1 | 1   | 2  | 0  | 2   |
| 4  | 0 | 0 | 0   | 0  | 2  | 2   |
| 4  | 0 | 2 | 0   | 0  | 0  | 0   |
| 4  | 2 | 3 | 3   | 0  | 0  | 2   |
| 4  | 0 | 0 | 0   | 0  | 1  | 2   |
| 3  | 1 | 1 | 0   | 1  | 0  | 0   |
| 3  | 1 | 1 | 2   | 1  | 1  | 0   |
| 3  | 0 | 0 | 0   | 0  | 1  | 1   |
| 3  | 0 | 0 | 0   | 1  | 2  | 1   |


**BOTTOM**

**New York Mets @ Philadelphia Phillies**  
Veterans Stadium, Philadelphia, PA

Tue Sep 11 1973, 7:05 PM EDT  
Att. 8,159 - Unknown

livebaseballscorecards.com

|            |           |
|------------|-----------|
| <b>AB</b>  | <b>30</b> |
| <b>R</b>   | <b>6</b>  |
| <b>H</b>   | <b>8</b>  |
| <b>RBI</b> | <b>6</b>  |
| <b>BB</b>  | <b>5</b>  |
| <b>SO</b>  | <b>7</b>  |
| <b>LOB</b> | <b>10</b> |



|              |               |
|--------------|---------------|
| <b>WP: 0</b> | <b>PA: 36</b> |
| <b>PB: 0</b> |               |
| <b>SB: 1</b> |               |
| <b>CS: 0</b> |               |

| PITCHER                                     | IP  | WLS | BF | H | R | ER | SO | BB | IBB | HBP | BLK | WP | HR | S  | P  | ERA  | WHIP  |
|---|-----|-----|----|---|---|----|----|----|-----|-----|-----|----|----|----|----|------|-------|
| <b>Jerry Koosman, L</b> (1, 1)<br>ERA: 3.03 | 7.0 | L   | 32 | 8 | 6 | 6  | 6  | 4  | 0   | 0   | 0   | 0  | 4  | 40 | 56 | 7.71 | 1.714 |
| <b>Harry Parker, R</b> (8, 1)<br>ERA: 3.45  | 1.0 |     | 4  | 0 | 0 | 0  | 1  | 1  | 0   | 0   | 0   | 0  | 0  | 5  | 9  | 0.00 | 1.000 |

| Batter  | 1   | 2                                | 3                            | 4                               | 5                            | 6                               | 7                            | 8                               | 9                            | AB R H RBI BB SO LOB            | TOP                          |                                 |                              |                                 |                              |                                 |                              |                                 |                                  |                                    |                                  |        |
|---|---|----------------------------------|------------------------------|---------------------------------|------------------------------|---------------------------------|------------------------------|---------------------------------|------------------------------|---------------------------------|------------------------------|---------------------------------|------------------------------|---------------------------------|------------------------------|---------------------------------|------------------------------|---------------------------------|----------------------------------|------------------------------------|----------------------------------|--------|
| Wayne Garrett, L (1, 5)<br>OBP: 0.337, SLG: 0.377 | 0-0<br>SH3<br>2B                                      |                                  | 0-0<br>HR                    |                                 | 0-0<br>G4-6-3<br>1B          |                                 | 0-0<br>F9                    |                                 | 0-0<br>G3                    | 5 1 3 1 0 0 1                   |                              |                                 |                              |                                 |                              |                                 |                              |                                 |                                  |                                    |                                  |        |
| Felix Millan, R (1, 4)<br>OBP: 0.330, SLG: 0.359  | 0-0<br>SH3<br>2-3                                     |                                  | 0-0<br>5-3                   |                                 | 0-0<br>G4-6-3<br>1-2f        |                                 |                              | 0-0<br>5-3                      |                              | 3 0 0 0 0 0 2                   |                              |                                 |                              |                                 |                              |                                 |                              |                                 |                                  |                                    |                                  |        |
| Rusty Staub, L (1, 9)<br>OBP: 0.355, SLG: 0.419   | 4-0<br>BB<br>BB                                       |                                  | 0-0<br>F2                    |                                 |                              | 0-0<br>F9                       |                              | 0-0<br>1B<br>2B                 |                              | 3 1 1 0 1 0 0                   |                              |                                 |                              |                                 |                              |                                 |                              |                                 |                                  |                                    |                                  |        |
| John Milner, L (1, 3)<br>OBP: 0.331, SLG: 0.461   | 0-3<br>K  |                                  | 0-0<br>P3                    |                                 |                              | 0-0<br>HR                       |                              | 0-0<br>2-H<br>1B                |                              | 4 1 2 1 0 1 2                   |                              |                                 |                              |                                 |                              |                                 |                              |                                 |                                  |                                    |                                  |        |
| Cleon Jones, R (1, 7)<br>OBP: 0.311, SLG: 0.357   | 4-0<br>1-2<br>BB                                      |                                  |                              | 0-0<br>6-3                      |                              | 0-3<br>K                        |                              | 0-0<br>F8                       |                              | 3 0 0 0 1 1 1                   |                              |                                 |                              |                                 |                              |                                 |                              |                                 |                                  |                                    |                                  |        |
| Dave Schneck, L (1, 8)<br>OBP: 0.250, SLG: 0.250  | 0-3<br>K  |                                  |                              | 0-0<br>G3                       |                              | 0-0<br>1B<br>1B                 |                              | 0-3<br>K                        |                              | 3 0 1 0 0 1 3                   |                              |                                 |                              |                                 |                              |                                 |                              |                                 |                                  |                                    |                                  |        |
| Don Hahn, R (8, PH)<br>OBP: 0.282, SLG: 0.289     |   |                                  |                              |                                 |                              |                                 |                              |                                 |                              | 1 0 0 0 0 1 1                   |                              |                                 |                              |                                 |                              |                                 |                              |                                 |                                  |                                    |                                  |        |
| Jerry Grote, R (1, 2)<br>OBP: 0.280, SLG: 0.304   |   |                                  |                              |                                 | 0-3<br>K                     |                                 | 0-0<br>1B<br>1-3             |                                 | 0-0<br>1B                    | 4 0 2 0 0 1 0                   |                              |                                 |                              |                                 |                              |                                 |                              |                                 |                                  |                                    |                                  |        |
| Bud Harrelson, S (1, 6)<br>OBP: 0.341, SLG: 0.298 |   |                                  |                              |                                 | 4-0<br>1B<br>SH1-4<br>BB     |                                 | 0-0<br>F7                    |                                 | 0-3<br>K                     | 3 0 0 0 1 1 1                   |                              |                                 |                              |                                 |                              |                                 |                              |                                 |                                  |                                    |                                  |        |
| Jon Matlack, L (1, 1)<br>OBP: 0.278, SLG: 0.148   |   |                                  |                              |                                 | 0-0<br>SH1-4                 |                                 | 0-3<br>K                     |                                 | 0-3<br>K                     | 2 0 0 0 0 2 0                   |                              |                                 |                              |                                 |                              |                                 |                              |                                 |                                  |                                    |                                  |        |
| Tug McGraw, R (8, 1)<br>OBP: 0.143, SLG: 0.143    |   |                                  |                              |                                 | 1-2                          |                                 |                              |                                 |                              | 1 0 0 0 0 1 1                   |                              |                                 |                              |                                 |                              |                                 |                              |                                 |                                  |                                    |                                  |        |
| <b>Inning Stats</b>                               | R: 0<br>E: 0<br>K: 2<br>S: 8                          | H: 1<br>LOB: 3<br>BB: 2<br>P: 16 | R: 0<br>E: 0<br>K: 1<br>S: 5 | H: 0<br>LOB: 0<br>BB: 0<br>P: 5 | R: 1<br>E: 0<br>K: 0<br>S: 4 | H: 1<br>LOB: 0<br>BB: 0<br>P: 4 | R: 0<br>E: 0<br>K: 1<br>S: 5 | H: 0<br>LOB: 0<br>BB: 0<br>P: 5 | R: 0<br>E: 0<br>K: 0<br>S: 3 | H: 1<br>LOB: 1<br>BB: 1<br>P: 7 | R: 1<br>E: 0<br>K: 1<br>S: 7 | H: 3<br>LOB: 2<br>BB: 0<br>P: 7 | R: 0<br>E: 0<br>K: 1<br>S: 5 | H: 0<br>LOB: 0<br>BB: 0<br>P: 5 | R: 1<br>E: 0<br>K: 1<br>S: 7 | H: 2<br>LOB: 1<br>BB: 0<br>P: 7 | R: 0<br>E: 0<br>K: 2<br>S: 8 | H: 1<br>LOB: 1<br>BB: 0<br>P: 8 | 1B: 5<br>2B: 2<br>3B: 0<br>HR: 2 | SF: 0<br>SAC: 2<br>DP: 1<br>HBP: 0 | WP: 0<br>PB: 0<br>SB: 0<br>CS: 0 | PA: 37 |
| <b>PITCHER</b>                                    | IP WLS BF H R ER SO BB IBB HBP BLK WP HR S P ERA WHIP |                                  |                              |                                 |                              |                                 |                              |                                 |                              |                                 |                              |                                 |                              |                                 |                              |                                 |                              |                                 |                                  |                                    |                                  |        |
| Wayne Twitchell, R (1, 1)<br>ERA: 2.52            | 7.0 L 28 6 2 2 6 3 0 0 0 0 0 2 37 49 2.57 1.286       |                                  |                              |                                 |                              |                                 |                              |                                 |                              |                                 |                              |                                 |                              |                                 |                              |                                 |                              |                                 |                                  |                                    |                                  |        |
| Mac Scarce, L (8, 1)<br>ERA: 2.54                 | 2.0 9 3 1 1 3 0 0 0 0 0 0 0 15 15 4.50 1.500          |                                  |                              |                                 |                              |                                 |                              |                                 |                              |                                 |                              |                                 |                              |                                 |                              |                                 |                              |                                 |                                  |                                    |                                  |        |

New York Mets @ Philadelphia Phillies  
Veterans Stadium, Philadelphia, PA  
Wed Sep 12 1973, 7:05 PM EDT  
Att. 8,418 - Unknown

livebaseballscorecards.com

AB 32  
R 3  
H 9  
RBI 2  
BB 3  
SO 9  
LOB 12



| Batter  | 1  | 2   | 3                            | 4                               | 5                            | 6                               | 7                            | 8                               | 9                            | AB                              | R                            | H                                | RBI                          | BB                              | SO                            | LOB                              |                              |                                 |                                  |                                    |                                  |        |
|---|--|---|------------------------------|---------------------------------|------------------------------|---------------------------------|------------------------------|---------------------------------|------------------------------|---------------------------------|------------------------------|----------------------------------|------------------------------|---------------------------------|-------------------------------|----------------------------------|------------------------------|---------------------------------|----------------------------------|------------------------------------|----------------------------------|--------|
| Billy Grabarkewitz, R<br>OBP: 0.342, SLG: 0.338<br>(1, 4)   | 0-0<br>BB<br>2B<br>1B  | 0-0<br>1-2<br>1B  |                              |                                 | 0-0<br>F8                    |                                 | 0-3<br>K                     |                                 | 0-3<br>K                     | 5                               | 1                            | 2                                | 0                            | 0                               | 2                             | 0                                |                              |                                 |                                  |                                    |                                  |        |
| Mike Anderson, R<br>OBP: 0.309, SLG: 0.448<br>(1, 9)  | 4-0<br>2B<br>1-2<br>FC5-2<br>BB  | 0-3<br>K  |                              |                                 | 0-0<br>F9                    |                                 |                              | 0-0<br>HR                       |                              | 3                               | 1                            | 1                                | 1                            | 1                               | 1                             | 2                                |                              |                                 |                                  |                                    |                                  |        |
| Bill Robison, R<br>OBP: 0.333, SLG: 0.544<br>(1, 8)   | 0-0<br>FC5-2<br>1-3<br>2-H<br>2B   |   | 4-0<br>CS<br>BB              |                                 | 0-0<br>F8                    |                                 |                              | 0-0<br>1B<br>1B                 |                              | 3                               | 0                            | 2                                | 1                            | 1                               | 0                             | 0                                |                              |                                 |                                  |                                    |                                  |        |
| Greg Luzinski, R<br>OBP: 0.340, SLG: 0.487<br>(1, 7)  | 0-3<br>K   |   | 0-0<br>L4                    |                                 | 0-3<br>K                     |                                 | 0-3<br>K                     |                                 | 0-3<br>K                     | 4                               | 0                            | 0                                | 0                            | 0                               | 3                             | 4                                |                              |                                 |                                  |                                    |                                  |        |
| Bob Boone, R<br>OBP: 0.321, SLG: 0.374<br>(1, 2)  | 0-0<br>FC5-2<br>2-3<br>3-H<br>K  |   | 0-0<br>5-3                   |                                 | 0-0<br>6-3                   |                                 | 0-0<br>1B                    |                                 | 0-3<br>K                     | 4                               | 0                            | 1                                | 0                            | 0                               | 0                             | 3                                |                              |                                 |                                  |                                    |                                  |        |
| Mike Schmidt, R<br>OBP: 0.343, SLG: 0.404<br>(1, 5)   | 0-3<br>K   |   |                              | 0-0<br>F7                       |                              | 4-0<br>S<br>BB                  |                              | 0-3<br>K                        |                              | 3                               | 0                            | 0                                | 0                            | 1                               | 2                             | 4                                |                              |                                 |                                  |                                    |                                  |        |
| Tom Hutton, L<br>OBP: 0.350, SLG: 0.382<br>(1, 3)   |  | 0-0<br>F8   |                              | 0-0<br>1B                       |                              | 0-3<br>K                        |                              | 0-3<br>K                        |                              | 4                               | 0                            | 1                                | 0                            | 0                               | 2                             | 3                                |                              |                                 |                                  |                                    |                                  |        |
| Larry Bowa, S<br>OBP: 0.254, SLG: 0.240<br>(1, 6)   |  | 0-0<br>1B<br>1B   |                              | 0-0<br>F9                       |                              | 0-0<br>F7                       |                              | 0-3<br>K                        |                              | 4                               | 0                            | 1                                | 0                            | 0                               | 1                             | 1                                |                              |                                 |                                  |                                    |                                  |        |
| Wayne Twitchell, R<br>OBP: 0.099, SLG: 0.127<br>Cesar Tovar, R<br>OBP: 0.337, SLG: 0.360<br>Mac Scarce, L<br>(8, 1)<br>Terry Harmon, R<br>OBP: 0.280, SLG: 0.231<br>(9, PH) |  | 0-3<br>K  |                              | 0-3<br>K                        |                              | 0-3<br>K                        |                              | 0-0<br>F3                       |                              | 2                               | 0                            | 0                                | 0                            | 0                               | 2                             | 2                                |                              |                                 |                                  |                                    |                                  |        |
|   |  |   |                              |                                 |                              |                                 |                              |                                 |                              | 1                               | 0                            | 0                                | 0                            | 0                               | 1                             | 0                                |                              |                                 |                                  |                                    |                                  |        |
|   |  |   |                              |                                 |                              |                                 |                              |                                 |                              | 0                               | 0                            | 0                                | 0                            | 0                               | 0                             | 0                                |                              |                                 |                                  |                                    |                                  |        |
|   |  |   |                              |                                 |                              |                                 |                              |                                 |                              | 1                               | 0                            | 0                                | 0                            | 0                               | 0                             | 0                                |                              |                                 |                                  |                                    |                                  |        |
| <b>Inning Stats</b>   | R: 1<br>E: 0<br>K: 2<br>S: 9   | H: 2<br>LOB: 2<br>BB: 1<br>P: 13  | R: 0<br>E: 0<br>K: 2<br>S: 9 | H: 2<br>LOB: 2<br>BB: 0<br>P: 9 | R: 0<br>E: 0<br>K: 0<br>S: 2 | H: 0<br>LOB: 0<br>BB: 1<br>P: 6 | R: 0<br>E: 0<br>K: 1<br>S: 6 | H: 1<br>LOB: 1<br>BB: 0<br>P: 6 | R: 0<br>E: 0<br>K: 0<br>S: 3 | H: 0<br>LOB: 0<br>BB: 0<br>P: 3 | R: 0<br>E: 0<br>K: 2<br>S: 7 | H: 0<br>LOB: 1<br>BB: 1<br>P: 11 | R: 0<br>E: 0<br>K: 2<br>S: 7 | H: 0<br>LOB: 0<br>BB: 0<br>P: 7 | R: 1<br>E: 0<br>K: 3<br>S: 12 | H: 3<br>LOB: 2<br>BB: 0<br>P: 12 | R: 0<br>E: 0<br>K: 2<br>S: 7 | H: 0<br>LOB: 0<br>BB: 0<br>P: 7 | 1B: 6<br>2B: 1<br>3B: 0<br>HR: 1 | SF: 0<br>SAC: 0<br>DP: 0<br>HBP: 0 | WP: 0<br>PB: 0<br>SB: 1<br>CS: 1 | PA: 37 |
| <b>PITCHER</b><br>Jon Mattlack, L<br>ERA: 3.28<br>Tug McGraw, L<br>ERA: 4.52  | IP<br>7.0<br>WLS<br>W<br>BF<br>29<br>H<br>6<br>R<br>2<br>ER<br>2<br>SO<br>9<br>BB<br>3<br>IBB<br>0<br>HBP<br>0<br>BLK<br>0<br>WP<br>0<br>HR<br>1<br>S<br>44<br>P<br>56<br>ERA<br>2.57<br>WHIP<br>1.286 | IP<br>2.0<br>WLS<br>S<br>BF<br>8<br>H<br>2<br>R<br>0<br>ER<br>0<br>SO<br>5<br>BB<br>0<br>IBB<br>0<br>HBP<br>0<br>BLK<br>0<br>WP<br>0<br>HR<br>0<br>S<br>18<br>P<br>18<br>ERA<br>0.00<br>WHIP<br>1.000 |                              |                                 |                              |                                 |                              |                                 |                              |                                 |                              |                                  |                              |                                 |                               |                                  |                              |                                 |                                  |                                    |                                  |        |

**BOTTOM**

**New York Mets @ Philadelphia Phillies**  
**Veterans Stadium, Philadelphia, PA**  
 Wed Sep 12 1973, 7:05 PM EDT  
 Att. 8,418 - Unknown

|            |           |
|------------|-----------|
| <b>AB</b>  | <b>34</b> |
| <b>R</b>   | <b>2</b>  |
| <b>H</b>   | <b>8</b>  |
| <b>RBI</b> | <b>2</b>  |
| <b>BB</b>  | <b>3</b>  |
| <b>SO</b>  | <b>14</b> |
| <b>LOB</b> | <b>19</b> |



|       |        |
|-------|--------|
| WP: 0 | PA: 37 |
| PB: 0 |        |
| SB: 1 |        |
| CS: 1 |        |

|     |      |
|-----|------|
| ERA | WHIP |
|-----|------|

| Batter   | 1                            | 2                               | 3                            | 4                               | 5                            | 6                               | 7                            | 8                               | 9                            | 10                              | 11                           | 12                              | AB R H RBI BB SO LOB         | TOP                             |                              |                                 |                              |                                  |                                   |                                    |                                  |        |  |  |
|--|------------------------------|---------------------------------|------------------------------|---------------------------------|------------------------------|---------------------------------|------------------------------|---------------------------------|------------------------------|---------------------------------|------------------------------|---------------------------------|------------------------------|---------------------------------|------------------------------|---------------------------------|------------------------------|----------------------------------|-----------------------------------|------------------------------------|----------------------------------|--------|--|--|
| <b>Bud Harrelson, S</b><br>OBP: 0.341, SLG: 0.296<br>(1, 6)                                | 0-0<br>F8                    |                                 | 0-3<br>K                     |                                 | 0-0<br>4-3                   |                                 |                              | 0-0<br>FC6<br>1B                |                              | 0-0<br>P4                       |                              | 4-0<br>G4-6-3<br>IBB            | 5 0 1 0 1 1 1                |                                 |                              |                                 |                              |                                  |                                   |                                    |                                  |        |  |  |
| <b>Felix Millan, R</b><br>OBP: 0.328, SLG: 0.356<br>(1, 4)                                 | 4-0<br>1B<br>BB              |                                 | 0-0<br>F7                    |                                 | 0-0<br>F9                    |                                 |                              | 0-0<br>F8                       |                              | 0-0<br>CS                       | 0-0<br>F8                    | 0-0<br>G4-6-3                   | 5 0 0 0 1 0 4                |                                 |                              |                                 |                              |                                  |                                   |                                    |                                  |        |  |  |
| <b>Rusty Staub, L</b><br>OBP: 0.352, SLG: 0.415<br>(1, 9)                                  | 0-0<br>1-3                   |                                 |                              | 0-0<br>4-3                      |                              |                                 |                              | 0-0<br>FC6                      |                              | 0-0<br>FC6                      |                              | 0-0<br>4-3                      | 5 0 0 0 0 0 2                |                                 |                              |                                 |                              |                                  |                                   |                                    |                                  |        |  |  |
| <b>Cleon Jones, R</b><br>OBP: 0.312, SLG: 0.358<br>(1, 7)                                  | 0-0<br>2-H<br>1B             |                                 |                              | 0-0<br>1B<br>1B                 |                              |                                 |                              | 0-3<br>K                        |                              | 0-3<br>K                        |                              | 0-0<br>4-3                      | 5 1 2 0 0 1 1                |                                 |                              |                                 |                              |                                  |                                   |                                    |                                  |        |  |  |
| <b>John Milner, L</b><br>OBP: 0.330, SLG: 0.457<br>(1, 3)                                  |                              | 0-0<br>3-1                      |                              | 0-0<br>1B<br>E<br>1B            |                              |                                 | 0-0<br>F7                    |                                 | 0-0<br>F8                    |                                 |                              | 0-0<br>6-3                      | 5 1 1 0 0 0 0                |                                 |                              |                                 |                              |                                  |                                   |                                    |                                  |        |  |  |
| <b>Jerry Grote, R</b><br>OBP: 0.283, SLG: 0.306<br>(1, 2)                                  |                              | 0-0                             |                              | 0-0<br>F9                       |                              |                                 | 0-0<br>6-3                   |                                 | 0-3<br>K                     |                                 |                              | 0-0<br>2B<br>1B                 | 5 0 2 0 0 1 2                |                                 |                              |                                 |                              |                                  |                                   |                                    |                                  |        |  |  |
| <b>Lute Barnes, R</b><br>(12, PR)  |                              |                                 |                              |                                 |                              |                                 |                              |                                 |                              |                                 |                              |                                 | 0 1 0 0 0 0 0                |                                 |                              |                                 |                              |                                  |                                   |                                    |                                  |        |  |  |
| <b>Duffy Dyer, R</b><br>OBP: 0.241, SLG: 0.234<br>(12, 2)                                  |                              |                                 |                              |                                 |                              |                                 |                              |                                 |                              |                                 |                              |                                 | 0 0 0 0 0 0 0                |                                 |                              |                                 |                              |                                  |                                   |                                    |                                  |        |  |  |
| <b>Don Hahn, R</b><br>OBP: 0.285, SLG: 0.295<br>(1, 8)                                     |                              | 0-0<br>P4                       |                              | 0-0<br>E2<br>1B                 |                              |                                 | 0-0<br>1-3                   |                                 | 0-0<br>F9                    |                                 |                              | 0-0<br>1B<br>WP<br>2B           | 5 1 2 1 0 0 1                |                                 |                              |                                 |                              |                                  |                                   |                                    |                                  |        |  |  |
| <b>Ted Martinez, R</b><br>OBP: 0.294, SLG: 0.308<br>(1, 5)                                 |                              |                                 | 0-3<br>K                     |                                 | 0-0<br>6-3                   |                                 | 0-0                          |                                 |                              |                                 |                              | 4-0<br>WP<br>1B<br>IBB          | 4 0 2 0 0 1 2                |                                 |                              |                                 |                              |                                  |                                   |                                    |                                  |        |  |  |
| <b>Ken Boswell, L</b><br>OBP: 0.281, SLG: 0.314<br>(12, PH)                                |                              |                                 |                              |                                 |                              |                                 |                              |                                 |                              |                                 |                              |                                 | 0 0 0 0 1 0 0                |                                 |                              |                                 |                              |                                  |                                   |                                    |                                  |        |  |  |
| <b>Tug McGraw, R</b><br>OBP: 0.143, SLG: 0.143<br>(12, 1)                                  |                              |                                 |                              |                                 |                              |                                 |                              |                                 |                              |                                 |                              |                                 | 0 0 0 0 0 0 0                |                                 |                              |                                 |                              |                                  |                                   |                                    |                                  |        |  |  |
| <b>Tom Seaver, R</b><br>OBP: 0.207, SLG: 0.233<br>(1, 1)                                   |                              |                                 | 0-0<br>4-3                   |                                 |                              |                                 | 0-0<br>6-3                   |                                 | 0-3<br>K                     |                                 | 0-0<br>F7                    |                                 | 4 0 0 0 0 1 2                |                                 |                              |                                 |                              |                                  |                                   |                                    |                                  |        |  |  |
| <b>Wayne Garrett, L</b><br>OBP: 0.339, SLG: 0.378<br>(12, 5)                               |                              |                                 |                              |                                 |                              |                                 |                              |                                 |                              |                                 |                              | 0-0<br>WP<br>1B                 | 1 0 1 1 0 0 0                |                                 |                              |                                 |                              |                                  |                                   |                                    |                                  |        |  |  |
| <b>Inning Stats</b>  | R: 0<br>E: 0<br>K: 3<br>S: 3 | H: 1<br>LOB: 2<br>BB: 1<br>P: 7 | R: 0<br>E: 0<br>K: 1<br>S: 6 | H: 1<br>LOB: 1<br>BB: 0<br>P: 6 | R: 0<br>E: 0<br>K: 1<br>S: 5 | H: 0<br>LOB: 0<br>BB: 0<br>P: 5 | R: 2<br>E: 1<br>K: 0<br>S: 6 | H: 3<br>LOB: 1<br>BB: 0<br>P: 6 | R: 0<br>E: 0<br>K: 0<br>S: 3 | H: 0<br>LOB: 0<br>BB: 0<br>P: 3 | R: 0<br>E: 0<br>K: 1<br>S: 6 | H: 1<br>LOB: 1<br>BB: 0<br>P: 6 | R: 0<br>E: 0<br>K: 1<br>S: 5 | H: 0<br>LOB: 0<br>BB: 0<br>P: 5 | R: 0<br>E: 0<br>K: 0<br>S: 3 | H: 0<br>LOB: 0<br>BB: 0<br>P: 3 | R: 2<br>E: 0<br>K: 0<br>S: 5 | H: 3<br>LOB: 3<br>BB: 2<br>P: 13 | 1B: 10<br>2B: 1<br>3B: 0<br>HR: 0 | SF: 0<br>SAC: 0<br>DP: 1<br>HBP: 0 | WP: 1<br>PB: 0<br>SB: 0<br>CS: 1 | PA: 48 |  |  |
| <b>PITCHER</b><br><b>Ken Brett, L</b><br>ERA: 3.39<br><b>George Culver, R</b><br>ERA: 3.67 | IP<br>11.0                   | WLS<br>40                       | BF<br>40                     | H<br>8                          | R<br>2                       | ER<br>1                         | SO<br>5                      | BB<br>1                         | IBB<br>0                     | HBP<br>0                        | BLK<br>0                     | WP<br>0                         | HR<br>0                      | S<br>49                         | P<br>53                      | ERA<br>0.82                     | WHIP<br>0.818                |                                  |                                   |                                    |                                  |        |  |  |
|  | IP<br>1.0                    | WLS<br>L                        | BF<br>7                      | H<br>3                          | R<br>2                       | ER<br>2                         | SO<br>0                      | BB<br>0                         | IBB<br>0                     | HBP<br>0                        | BLK<br>0                     | WP<br>1                         | HR<br>0                      | S<br>5                          | P<br>13                      | ERA<br>18.00                    | WHIP<br>3.000                |                                  |                                   |                                    |                                  |        |  |  |

**New York Mets @ Philadelphia Phillies**  
Veterans Stadium, Philadelphia, PA

Thu Sep 13 1973, 7:05 PM EDT  
Att: 8,194 - Unknown

|     |    |
|-----|----|
| AB  | 44 |
| R   | 4  |
| H   | 11 |
| RBI | 2  |
| BB  | 3  |
| SO  | 5  |
| LOB | 15 |



|    |   |    |    |
|----|---|----|----|
| WP | 1 | PA | 48 |
| PB | 0 | SB | 0  |
| CS | 1 |    |    |

livebaseballscores.com

| Batter  | 1                | 2       | 3          | 4         | 5              | 6             | 7 | 8     | 9       | 10      | 11 | 12      | AB R H RBI BB SO LOB                            |
|---|------------------|---------|------------|-----------|----------------|---------------|---|-------|---------|---------|----|---------|---|
| Denny Doyle, L (1, 4)<br>OBP: 0.324, SLG: 0.328   | 0-0 L4           |         | 0-0 2B 1B  |           | 0-0 1B 1B      | 0-0 L9        |   |       | 0-0 1B  |         |    | 0-0 1-3 | 6 1 3 0 0 0 1                                   |
| Tom Hutton, L (1, 3)<br>OBP: 0.354, SLG: 0.387  | 0-0 FC4-6 1B     |         | 0-0 1-H 2B |           | 4-0 1B BB      | 0-0 F7        |   |       | 0-0 F7  |         |    | 0-3 K   | 5 0 2 1 1 1 1                                   |
| Del Unser, L (1, 8)<br>OBP: 0.355, SLG: 0.438<br>Cesar Tovar, R (12, PH)<br>OBP: 0.336, SLG: 0.358                                  | 0-0 FC4-6 BB 1-2 |         | 0-0 F5     |           | 0-3 K          | 0-0 4-3       |   |       | 0-0 4-3 |         |    | 0-3 K   | 5 0 0 0 0 1 4<br>1 0 0 0 0 1 0                  |
| Greg Luzinski, R (1, 7)<br>OBP: 0.340, SLG: 0.486   | 4-0 1-2 BB       |         | 0-3 K      |           | 0-0 1-2 2-3 1B | 0-0 K         |   |       | 0-0 4-3 |         |    | 0-0 4-3 | 4 0 1 0 1 2 1                                   |
| Bob Boone, R (1, 2)<br>OBP: 0.320, SLG: 0.372   | 0-0 P9           |         |            | 0-0 F8    | 0-0 4-3        |               |   | 0-3 K |         | 0-0 1B  |    |         | 5 0 1 0 0 1 5                                   |
| Mike Anderson, R (1, 9)<br>OBP: 0.312, SLG: 0.452   |                  | 0-0 6-3 |            | 0-0 WP 1B |                | 0-0 SH1-4 2B  |   | 0-3 K |         | 0-0 4-3 |    |         | 5 1 2 0 0 1 1                                   |
| Mike Schmidt, R (1, 5)<br>OBP: 0.339, SLG: 0.399  |                  | 0-3 K   |            | 0-3 K 1-2 |                | 0-0 SH1-4 2-3 |   | 0-3 K |         | 0-3 K   |    | 0-3 K   | 4 0 0 0 0 4 1                                   |
| Larry Bowa, S (1, 6)<br>OBP: 0.254, SLG: 0.242  |                  | 0-0 F9  |            | 0-3 K     |                | 0-0 3-H 2B    |   |       | 0-0 F7  |         |    | 0-0 P4  | 5 0 1 1 0 1 1                                   |
| Ken Brett, L (1, 1)<br>OBP: 0.273, SLG: 0.466<br>Mike Rogodzinski, L (11, PH)<br>OBP: 0.335, SLG: 0.338<br>George Culver, R (12, 1) |                  |         | 0-3 K      |           | 0-0 P6         | 0-0 F7        |   |       | 0-3 K   |         |    | 0-0 F7  | 4 0 0 0 0 2 1<br>1 0 0 0 0 0 0<br>0 0 0 0 0 0 0 |

| Inning Stats | R: 0 | H: 1 | E: 0 | K: 0 | S: 4 | LOB: 2 | BB: 1 | P: 8 | R: 0 | H: 0 | E: 0 | K: 1 | S: 5 | LOB: 0 | BB: 0 | P: 5 | R: 1 | H: 2 | E: 0 | K: 2 | S: 9 | LOB: 1 | BB: 0 | P: 9 | R: 0 | H: 1 | E: 0 | K: 2 | S: 8 | LOB: 1 | BB: 0 | P: 8 | R: 0 | H: 2 | E: 0 | K: 1 | S: 7 | LOB: 3 | BB: 1 | P: 11 | R: 1 | H: 2 | E: 0 | K: 0 | S: 5 | LOB: 1 | BB: 0 | P: 5 | R: 0 | H: 0 | E: 0 | K: 1 | S: 5 | LOB: 0 | BB: 0 | P: 5 | R: 0 | H: 0 | E: 0 | K: 3 | S: 9 | LOB: 0 | BB: 0 | P: 9 | R: 0 | H: 1 | E: 0 | K: 1 | S: 6 | LOB: 1 | BB: 0 | P: 6 | R: 0 | H: 1 | E: 0 | K: 0 | S: 4 | LOB: 1 | BB: 0 | P: 4 | R: 0 | H: 0 | E: 0 | K: 1 | S: 5 | LOB: 0 | BB: 0 | P: 5 | R: 0 | H: 0 | E: 0 | K: 2 | S: 7 | LOB: 0 | BB: 0 | P: 7 | 1B: 7 | 2B: 3 | 3B: 0 | HR: 0 | SF: 0 | SAC: 1 | DP: 0 | HBP: 0 | WP: 1 | PA: 48 |
|--------------|------|------|------|------|------|--------|-------|------|------|------|------|------|------|--------|-------|------|------|------|------|------|------|--------|-------|------|------|------|------|------|------|--------|-------|------|------|------|------|------|------|--------|-------|-------|------|------|------|------|------|--------|-------|------|------|------|------|------|------|--------|-------|------|------|------|------|------|------|--------|-------|------|------|------|------|------|------|--------|-------|------|------|------|------|------|------|--------|-------|------|------|------|------|------|------|--------|-------|------|------|------|------|------|------|--------|-------|------|-------|-------|-------|-------|-------|--------|-------|--------|-------|--------|
|--------------|------|------|------|------|------|--------|-------|------|------|------|------|------|------|--------|-------|------|------|------|------|------|------|--------|-------|------|------|------|------|------|------|--------|-------|------|------|------|------|------|------|--------|-------|-------|------|------|------|------|------|--------|-------|------|------|------|------|------|------|--------|-------|------|------|------|------|------|------|--------|-------|------|------|------|------|------|------|--------|-------|------|------|------|------|------|------|--------|-------|------|------|------|------|------|------|--------|-------|------|------|------|------|------|------|--------|-------|------|-------|-------|-------|-------|-------|--------|-------|--------|-------|--------|

| PITCHER                            | IP   | WLS | BF | H  | R | ER | SO | BB | IBB | HBP | BLK | WP | HR | S  | P  | ERA  | WHIP  |
|------------------------------------|------|-----|----|----|---|----|----|----|-----|-----|-----|----|----|----|----|------|-------|
| Tom Seaver, R (1, 1)<br>ERA: 1.73  | 11.0 | W   | 45 | 10 | 2 | 2  | 12 | 2  | 0   | 0   | 0   | 1  | 0  | 67 | 75 | 1.64 | 1.091 |
| Tug McGraw, L (12, 1)<br>ERA: 4.47 | 1.0  | S   | 3  | 0  | 0 | 0  | 2  | 0  | 0   | 0   | 0   | 0  | 0  | 7  | 7  | 0.00 | 0.000 |


**BOTTOM**

**New York Mets @ Philadelphia Phillies**  
Veterans Stadium, Philadelphia, PA

Thu Sep 13 1973, 7:05 PM EDT  
Att. 8,194 - Unknown

livebaseballscorecards.com

|     |    |
|-----|----|
| AB  | 45 |
| R   | 2  |
| H   | 10 |
| RBI | 2  |
| BB  | 2  |
| SO  | 14 |
| LOB | 16 |



| Batter   | 1   | 2                               | 3                            | 4                               | 5                            | 6                               | 7                            | 8                               | 9                            | AB R H RBI BB SO LOB            | TOP                          |                                 |                              |                                 |                                  |                                    |                                  |                |   |
|--|---|---------------------------------|------------------------------|---------------------------------|------------------------------|---------------------------------|------------------------------|---------------------------------|------------------------------|---------------------------------|------------------------------|---------------------------------|------------------------------|---------------------------------|----------------------------------|------------------------------------|----------------------------------|----------------|---|
| Don Kessinger, S (1, 6)<br>OBP: 0.328, SLG: 0.307  | 0-0<br>1B<br>2B   |                                 | 0-0<br>5-3                   |                                 |                              | 0-3<br>K                        |                              | 0-0<br>5-3                      |                              | 4 0 1 0 0 1 1                   |                              |                                 |                              |                                 |                                  |                                    |                                  |                |   |
| Rick Monday, L (1, 8)<br>OBP: 0.377, SLG: 0.476    | 0-0<br>2-3<br>1B  |                                 |                              | 0-3<br>K                        |                              | 0-0<br>F8                       |                              | 0-0<br>1B<br>1B                 |                              | 4 0 2 0 0 1 1                   |                              |                                 |                              |                                 |                                  |                                    |                                  |                |   |
| Billy Williams, L (1, 7)<br>OBP: 0.380, SLG: 0.457 | 0-0<br>L3<br>1-2  |                                 |                              | 0-3<br>K                        |                              | 0-3<br>K                        |                              | 0-0<br>1-3<br>1B                |                              | 4 0 1 0 0 2 3                   |                              |                                 |                              |                                 |                                  |                                    |                                  |                |   |
| Jose Cardenal, R (1, 9)<br>OBP: 0.385, SLG: 0.445  | 0-0<br>F9   |                                 |                              | 0-0<br>CS<br>1B                 |                              | 0-0<br>5-3                      |                              | 0-3<br>K                        |                              | 4 0 1 0 0 1 3                   |                              |                                 |                              |                                 |                                  |                                    |                                  |                |   |
| Ron Santo, R (1, 5)<br>OBP: 0.353, SLG: 0.441      |   | 0-0<br>F8                       |                              | 0-0<br>CS<br>1-2                | 0-0<br>F7                    |                                 | 0-0<br>P4                    | 0-0<br>F7                       |                              | 4 0 0 0 0 0 2                   |                              |                                 |                              |                                 |                                  |                                    |                                  |                |   |
| Carmen Fanzone, R (1, 3)<br>OBP: 0.338, SLG: 0.430 |   | 0-0<br>F9                       |                              |                                 | 0-0<br>6-3                   |                                 | 4-0<br>1B<br>1B<br>BB        | 0-3<br>K                        |                              | 3 1 0 0 1 1 0                   |                              |                                 |                              |                                 |                                  |                                    |                                  |                |   |
| Paul Popovich, S (1, 4)<br>OBP: 0.277, SLG: 0.300  |   | 0-0<br>P6-3                     |                              |                                 | 0-0<br>2B                    |                                 | 0-0<br>1-2<br>1B<br>1B       | 0-3<br>K                        |                              | 4 0 2 0 0 1 0                   |                              |                                 |                              |                                 |                                  |                                    |                                  |                |   |
| Randy Hundley, R (1, 2)<br>OBP: 0.276, SLG: 0.342  |   |                                 | 0-0<br>F7                    |                                 | 0-0<br>L4                    |                                 | 0-0<br>1-2<br>2-H<br>1B      | 0-0<br>F9                       |                              | 4 0 1 1 0 0 1                   |                              |                                 |                              |                                 |                                  |                                    |                                  |                |   |
| Fergie Jenkins, R (1, 1)<br>OBP: 0.190, SLG: 0.179 |   |                                 | 0-0<br>P3                    |                                 |                              | 0-0<br>1B                       | 0-0<br>F3                    |                                 |                              | 2 0 1 0 0 0 0                   |                              |                                 |                              |                                 |                                  |                                    |                                  |                |   |
| Jim Hickman, R (7, PH)<br>OBP: 0.369, SLG: 0.313   |   |                                 |                              |                                 |                              |                                 |                              |                                 |                              | 1 0 0 0 0 0 2                   |                              |                                 |                              |                                 |                                  |                                    |                                  |                |   |
| Bob Locker, S (7, 1)<br>OBP: 0.071, SLG: 0.071     |   |                                 |                              |                                 |                              |                                 |                              |                                 |                              | 0 0 0 0 0 0 0                   |                              |                                 |                              |                                 |                                  |                                    |                                  |                |   |
| Mike Paul, L (7, 1)                                |   |                                 |                              |                                 |                              |                                 |                              |                                 |                              | 0 0 0 0 0 0 0                   |                              |                                 |                              |                                 |                                  |                                    |                                  |                |   |
| <b>Inning Stats</b>                                | R: 0<br>E: 0<br>K: 0<br>S: 4  | H: 2<br>LOB: 1<br>BB: 0<br>P: 4 | R: 0<br>E: 0<br>K: 0<br>S: 3 | H: 0<br>LOB: 0<br>BB: 0<br>P: 3 | R: 0<br>E: 0<br>K: 2<br>S: 7 | H: 1<br>LOB: 0<br>BB: 0<br>P: 7 | R: 0<br>E: 0<br>K: 2<br>S: 4 | H: 1<br>LOB: 1<br>BB: 0<br>P: 4 | R: 1<br>E: 0<br>K: 0<br>S: 5 | H: 2<br>LOB: 2<br>BB: 1<br>P: 9 | R: 0<br>E: 0<br>K: 1<br>S: 7 | H: 2<br>LOB: 0<br>BB: 0<br>P: 7 | R: 0<br>E: 0<br>K: 2<br>S: 7 | H: 0<br>LOB: 0<br>BB: 0<br>P: 7 | 1B: 7<br>2B: 3<br>3B: 0<br>HR: 0 | SF: 0<br>SAC: 0<br>DP: 1<br>HBP: 0 | WP: 0<br>PB: 0<br>SB: 0<br>CS: 1 | PA: 36         |   |
| <b>PITCHER</b>                                     | IP<br>WLS<br>BF<br>H<br>R<br>ER<br>SO<br>BB<br>IBB<br>HBP<br>BLK<br>WP<br>HR<br>S<br>P<br>ERA<br>WHIP |                                 |                              |                                 |                              |                                 |                              |                                 |                              |                                 |                              |                                 |                              |                                 |                                  |                                    |                                  | <b>PITCHER</b> | IP<br>WLS<br>BF<br>H<br>R<br>ER<br>SO<br>BB<br>IBB<br>HBP<br>BLK<br>WP<br>HR<br>S<br>P<br>ERA<br>WHIP |
| George Stone, L (1, 1)<br>ERA: 2.64                | 6.2<br>W<br>26<br>7<br>1<br>1<br>4<br>1<br>0<br>0<br>0<br>0<br>0<br>0<br>33<br>37<br>1.35<br>1.200    |                                 |                              |                                 |                              |                                 |                              |                                 |                              |                                 |                              |                                 |                              |                                 |                                  |                                    |                                  |                |   |
| Tug McGraw, L (7, 1)<br>ERA: 4.37                  | 2.1<br>S<br>9<br>2<br>0<br>0<br>3<br>0<br>0<br>0<br>0<br>0<br>0<br>0<br>15<br>15<br>0.00<br>0.857     |                                 |                              |                                 |                              |                                 |                              |                                 |                              |                                 |                              |                                 |                              |                                 |                                  |                                    |                                  |                |   |

Chicago Cubs @ New York Mets  
Shea Stadium, Flushing, NY  
Sat Sep 15 1973, 3:33 AM EDT  
Unknown

livebaseballscorecards.com

|     |    |
|-----|----|
| AB  | 34 |
| R   | 1  |
| H   | 9  |
| RBI | 1  |
| BB  | 1  |
| SO  | 7  |
| LOB | 13 |



| Batter   | 1                     | 2                      | 3                         | 4                  | 5                   | 6             | 7                             | 8           | 9 | AB | R | H | RBI | BB | SO | LOB |
|--|-----------------------|------------------------|---------------------------|--------------------|---------------------|---------------|-------------------------------|-------------|---|----|---|---|-----|----|----|-----|
| Wayne Garrett, L<br>OBP: 0.338, SLG: 0.376<br>(1, 5)   | 0-0<br>F7             | 0-0<br>SF8             |                           | 0-0<br>2-3         |                     |               | 4-0<br>HBP<br>2B<br>BB        |             |   | 2  | 1 | 0 | 1   | 1  | 0  | 1   |
| Felix Millan, R<br>OBP: 0.328, SLG: 0.354<br>(1, 4)  | 0-0<br>P4-3           | 0-0<br>F9              |                           |                    | 0-0<br>F8           |               | 1-0<br>2B<br>HBP              |             |   | 3  | 0 | 0 | 0   | 0  | 0  | 1   |
| Rusty Staub, L<br>OBP: 0.354, SLG: 0.417<br>(1, 9)   | 4-0<br>2B<br>1B<br>BB |                        | 4-0<br>G1-6-3<br>1B<br>BB |                    | 0-0<br>F7           |               | 0-0<br>2B                     |             |   | 2  | 1 | 1 | 2   | 2  | 0  | 0   |
| John Milner, L<br>OBP: 0.331, SLG: 0.460<br>(1, 3)   | 0-0<br>1B<br>2B       |                        | 0-0<br>G1-6-3<br>1B       |                    | 0-3<br>K            |               | 0-0<br>1-3                    |             |   | 4  | 1 | 2 | 0   | 0  | 1  | 1   |
| Cleon Jones, R<br>OBP: 0.312, SLG: 0.356<br>(1, 7)   | 0-0<br>1B             |                        | 0-0<br>G1-6-3             |                    | 0-0<br>F9           |               |                               | 0-0<br>F9   |   | 4  | 0 | 1 | 2   | 0  | 0  | 2   |
| Dave Schneck, L<br>OBP: 0.286, SLG: 0.286<br>Don Hahn, R<br>OBP: 0.284, SLG: 0.294<br>(1, 8)<br>(7, 8)   | 0-3<br>K              |                        | 0-0<br>F8                 |                    | 0-0<br>P4-6-3<br>1B |               |                               | 0-0<br>F8   |   | 3  | 0 | 1 | 0   | 0  | 1  | 2   |
| Jerry Grote, R<br>OBP: 0.278, SLG: 0.301<br>(1, 2)   |                       | 0-0<br>3-1             |                           | 0-0<br>5-3         |                     | 0-0<br>P4-6-3 |                               | 0-0<br>P4-3 |   | 4  | 0 | 0 | 0   | 0  | 0  | 1   |
| Bud Harrelson, S<br>OBP: 0.347, SLG: 0.299<br>(1, 6)   |                       | 4-0<br>1B<br>SF8<br>BB |                           | 0-0<br>SH1-4<br>1B |                     |               | 1-0<br>HBP<br>BB<br>2B<br>HBP |             |   | 1  | 2 | 1 | 0   | 1  | 0  | 0   |
| George Stone, L<br>OBP: 0.261, SLG: 0.261<br>Tug McGraw, R<br>OBP: 0.136, SLG: 0.136<br>(1, 1)<br>(7, 1) |                       | 0-0<br>1B              |                           | 0-0<br>SH1-4       |                     | 0-3<br>K      |                               |             |   | 1  | 0 | 1 | 0   | 0  | 0  | 0   |
|  |                       |                        |                           |                    |                     |               |                               |             |   | 1  | 0 | 0 | 0   | 0  | 1  | 1   |

| Inning Stats | R: 2 | H: 2 | E: 0 | K: 1 | S: 7 | H: 2 | LOB: 1 | BB: 1 | P: 11 | R: 1 | H: 1 | E: 0 | K: 0 | S: 4 | H: 1 | LOB: 1 | BB: 1 | P: 8 | R: 0 | H: 1 | E: 0 | K: 0 | S: 3 | H: 1 | LOB: 0 | BB: 0 | P: 5 | R: 0 | H: 1 | E: 0 | K: 1 | S: 5 | H: 1 | LOB: 1 | BB: 1 | P: 11 | R: 0 | H: 0 | E: 0 | K: 0 | S: 3 | H: 0 | LOB: 0 | BB: 0 | P: 3 | 1B: 5 | SF: 1 | 2B: 2 | SAC: 1 | 3B: 0 | DP: 2 | HR: 0 | HBP: 2 | WP: 0 | PA: 34 |
|--------------|------|------|------|------|------|------|--------|-------|-------|------|------|------|------|------|------|--------|-------|------|------|------|------|------|------|------|--------|-------|------|------|------|------|------|------|------|--------|-------|-------|------|------|------|------|------|------|--------|-------|------|-------|-------|-------|--------|-------|-------|-------|--------|-------|--------|
|--------------|------|------|------|------|------|------|--------|-------|-------|------|------|------|------|------|------|--------|-------|------|------|------|------|------|------|------|--------|-------|------|------|------|------|------|------|------|--------|-------|-------|------|------|------|------|------|------|--------|-------|------|-------|-------|-------|--------|-------|-------|-------|--------|-------|--------|

| PITCHER                                  | IP  | WLS | BF | H | R | ER | SO | BB | IBB | HBP | BLK | WP | HR | S  | P  | ERA   | WHIP  |
|--|-----|-----|----|---|---|----|----|----|-----|-----|-----|----|----|----|----|-------|-------|
| Fergie Jenkins, R<br>ERA: 3.94<br>(1, 1) | 6.0 | L   | 25 | 6 | 3 | 3  | 2  | 3  | 0   | 0   | 0   | 0  | 0  | 26 | 38 | 4.50  | 1.500 |
| Bob Locker, R<br>ERA: 2.64<br>(7, 1)     | 0.1 |     | 4  | 0 | 2 | 2  | 1  | 1  | 0   | 2   | 0   | 0  | 0  | 3  | 9  | 54.00 | 3.000 |
| Mike Paul, L<br>ERA: 4.89<br>(7, 1)      | 1.2 |     | 5  | 1 | 0 | 0  | 0  | 0  | 0   | 0   | 0   | 0  | 0  | 5  | 5  | 0.00  | 0.600 |

**BOTTOM**

**Chicago Cubs @ New York Mets**  
Shea Stadium, Flushing, NY

Sat Sep 15 1973, 3:33 AM EDT  
Unknown

livebaseballscores.com

|            |           |
|------------|-----------|
| <b>AB</b>  | <b>26</b> |
| <b>R</b>   | <b>5</b>  |
| <b>H</b>   | <b>7</b>  |
| <b>RBI</b> | <b>5</b>  |
| <b>BB</b>  | <b>4</b>  |
| <b>SO</b>  | <b>3</b>  |
| <b>LOB</b> | <b>9</b>  |



Chicago Cubs @ New York Mets  
 Shea Stadium, Flushing, NY  
 Sat Sep 15 1973, 7:05 PM EDT  
 Att. 25,553 - Unknown

livebaseballscorecards.com

|     |    |
|-----|----|
| AB  | 37 |
| R   | 7  |
| H   | 12 |
| RBI | 7  |
| BB  | 5  |
| SO  | 4  |
| LOB | 17 |



|     |   |     |    |
|-----|---|-----|----|
| WP: | 0 | PA: | 42 |
| PB: | 0 |     |    |
| SB: | 0 |     |    |
| CS: | 0 |     |    |

AB R H RBI BB SO LOB

|   |   |   |   |   |   |   |
|---|---|---|---|---|---|---|
| 5 | 0 | 3 | 1 | 0 | 1 | 1 |
| 4 | 0 | 1 | 1 | 1 | 0 | 2 |
| 4 | 0 | 0 | 0 | 1 | 0 | 3 |
| 5 | 1 | 1 | 1 | 0 | 2 | 2 |
| 5 | 1 | 2 | 1 | 0 | 0 | 1 |
| 2 | 3 | 1 | 0 | 3 | 0 | 1 |
| 4 | 0 | 1 | 0 | 0 | 0 | 3 |
| 4 | 1 | 2 | 2 | 0 | 0 | 2 |
| 4 | 1 | 1 | 1 | 0 | 1 | 2 |

|     |   |      |   |
|-----|---|------|---|
| 1B: | 6 | SF:  | 0 |
| 2B: | 4 | SAC: | 0 |
| 3B: | 0 | DP:  | 2 |
| HR: | 2 | HBP: | 0 |

| Batter  | 1          | 2                      | 3             | 4                               | 5         | 6           | 7         | 8                | 9          |
|---|------------|------------------------|---------------|---------------------------------|-----------|-------------|-----------|------------------|------------|
| <b>Don Kessinger, S</b> (1, 6)<br>OBP: 0.330, SLG: 0.312  | 0-3<br>K   | 0-0<br>2-H<br>1B       |               | 0-0<br>1B                       |           | 0-0<br>2B   |           | 0-0<br>F8        |            |
| <b>Rick Monday, L</b> (1, 8)<br>OBP: 0.377, SLG: 0.474    | 4-0<br>BB  | 0-0<br>F7              |               | 0-0<br>1-2<br>3-H<br>1B         |           | 0-0<br>F9   |           | 0-0<br>4-3       |            |
| <b>Billy Williams, L</b> (1, 7)<br>OBP: 0.379, SLG: 0.454 | 0-0<br>F9  |                        | 4-0<br>BB     | 0-0<br>F9                       |           |             | 0-0<br>L6 |                  | 0-0<br>6-3 |
| <b>Jose Cardenal, R</b> (1, 9)<br>OBP: 0.383, SLG: 0.449  | 0-0<br>5-3 |                        | 0-3<br>K      |                                 | 0-3<br>K  |             | 0-0<br>F8 |                  | 0-0<br>HR  |
| <b>Ron Santo, R</b> (1, 5)<br>OBP: 0.353, SLG: 0.447      |            | 0-0<br>HR              | 0-0<br>G6-4-3 |                                 | 0-0<br>F7 |             | 0-0<br>F8 |                  | 0-0<br>1B  |
| <b>Carmen Fanzone, R</b> (1, 3)<br>OBP: 0.353, SLG: 0.431 |            | 4-0<br>2B<br>BB        |               | 4-0<br>G5-4-3<br>1B<br>2B<br>BB |           | 0-0<br>1B   |           | 4-0<br>2B<br>BB  |            |
| <b>Paul Popovich, S</b> (1, 4)<br>OBP: 0.276, SLG: 0.299  |            | 0-0<br>F3              |               | 0-0<br>1-2<br>G5-4-3<br>1B      |           | 0-0<br>P4-3 |           | 0-0<br>F8        |            |
| <b>Ken Rudolph, R</b> (1, 2)<br>OBP: 0.216, SLG: 0.301    |            | 0-0<br>1-H<br>1B<br>2B |               | 0-0<br>1-2<br>2-3<br>G5-4-3     |           | 0-0<br>G3   |           | 0-0<br>1-H<br>2B |            |
| <b>Rick Reuschel, R</b> (1, 1)<br>OBP: 0.139, SLG: 0.143  |            | 0-0<br>5-3             |               | 0-0<br>3-H<br>1B<br>2B          |           | 0-3<br>K    |           | 0-0<br>P6        |            |

| Inning Stats | R: 0 | H: 0 | E: 0 | K: 1 | S: 5 | P: 9 | R: 3 | H: 3 | E: 0 | K: 0 | S: 6 | P: 10 | R: 0 | H: 0 | E: 0 | K: 1 | S: 4 | P: 8 | R: 2 | H: 4 | E: 0 | K: 0 | S: 6 | P: 10 | R: 0 | H: 1 | E: 0 | K: 1 | S: 6 | P: 6 | R: 0 | H: 1 | E: 0 | K: 1 | S: 6 | P: 6 | R: 0 | H: 0 | E: 0 | K: 0 | S: 3 | P: 3 | R: 1 | H: 1 | E: 0 | K: 0 | S: 4 | P: 8 | R: 1 | H: 2 | E: 0 | K: 0 | S: 5 | P: 5 |
|--------------|------|------|------|------|------|------|------|------|------|------|------|-------|------|------|------|------|------|------|------|------|------|------|------|-------|------|------|------|------|------|------|------|------|------|------|------|------|------|------|------|------|------|------|------|------|------|------|------|------|------|------|------|------|------|------|
|--------------|------|------|------|------|------|------|------|------|------|------|------|-------|------|------|------|------|------|------|------|------|------|------|------|-------|------|------|------|------|------|------|------|------|------|------|------|------|------|------|------|------|------|------|------|------|------|------|------|------|------|------|------|------|------|------|

| PITCHER                                    | IP  | WLS | BF | H | R | ER | SO | BB | IBB | HBP | BLK | WP | HR | S  | P  | ERA   | WHIP  |
|--|-----|-----|----|---|---|----|----|----|-----|-----|-----|----|----|----|----|-------|-------|
| <b>Ray Sadecki, L</b> (1, 1)<br>ERA: 3.71  | 3.2 | L   | 18 | 5 | 5 | 5  | 2  | 4  | 0   | 0   | 0   | 0  | 1  | 18 | 34 | 12.27 | 2.455 |
| <b>Buzz Capra, R</b> (4, 1)<br>ERA: 3.92   | 1.1 |     | 7  | 3 | 0 | 0  | 1  | 0  | 0   | 0   | 0   | 0  | 0  | 9  | 9  | 0.00  | 2.250 |
| <b>Craig Swan, R</b> (6, 1)<br>ERA: 5.68   | 2.0 |     | 7  | 1 | 0 | 0  | 1  | 0  | 0   | 0   | 0   | 0  | 0  | 9  | 9  | 0.00  | 0.500 |
| <b>Jim McAndrew, R</b> (8, 1)<br>ERA: 5.38 | 2.0 |     | 10 | 3 | 2 | 2  | 0  | 1  | 0   | 0   | 0   | 0  | 1  | 9  | 13 | 9.00  | 2.000 |

| PITCHER | IP | WLS | BF | H | R | ER | SO | BB | IBB | HBP | BLK | WP | HR | S | P | ERA | WHIP |
|---------|----|-----|----|---|---|----|----|----|-----|-----|-----|----|----|---|---|-----|------|
|---------|----|-----|----|---|---|----|----|----|-----|-----|-----|----|----|---|---|-----|------|





| Batter   | 1   | 2                               | 3                            | 4                                | 5                            | 6                               | 7                            | 8                                | 9                            | AB R H RBI BB SO LOB            | TOP                          |                                 |   |                                 |                              |                                 |                              |                                 |                                  |                                    |                                  |        |  |  |  |  |  |  |
|--|---|---------------------------------|------------------------------|----------------------------------|------------------------------|---------------------------------|------------------------------|----------------------------------|------------------------------|---------------------------------|------------------------------|---------------------------------|---|---------------------------------|------------------------------|---------------------------------|------------------------------|---------------------------------|----------------------------------|------------------------------------|----------------------------------|--------|--|--|--|--|--|--|
| Don Kessinger, S (1, 6)<br>OBP: 0.329, SLG: 0.311  | 0-0<br>6-3  | 0-0<br>4-3                      |                              | 0-0<br>2-H<br>1B                 |                              | 0-0<br>F7                       |                              |                                  | 0-0<br>P3                    | 5 0 1 1 0 0 3                   |                              |                                 |   |                                 |                              |                                 |                              |                                 |                                  |                                    |                                  |        |  |  |  |  |  |  |
| Rick Monday, L (1, 8)<br>Glenn Beckert, R (9, PH)<br>OBP: 0.375, SLG: 0.471<br>OBP: 0.313, SLG: 0.290      | 0-0<br>L4   |                                 | 0-0<br>P4                    | 0-3<br>K                         |                              | 0-0<br>4-3                      |                              |                                  | 0-0<br>6-3                   | 4 0 0 0 0 1 2<br>1 0 0 0 0 0 0  |                              |                                 |   |                                 |                              |                                 |                              |                                 |                                  |                                    |                                  |        |  |  |  |  |  |  |
| Billy Williams, L (1, 7)<br>OBP: 0.377, SLG: 0.451   | 0-0<br>3-1  |                                 | 0-0<br>2B<br>1B              |                                  | 0-0<br>4-3                   |                                 | 0-3<br>K                     |                                  | 0-3<br>K                     | 5 0 1 0 0 2 0                   |                              |                                 |   |                                 |                              |                                 |                              |                                 |                                  |                                    |                                  |        |  |  |  |  |  |  |
| Jose Cardenal, R (1, 9)<br>OBP: 0.384, SLG: 0.451  |   | 4-0<br>HR<br>BB                 | 0-0<br>1-3<br>2B             |                                  | 0-0<br>P5                    |                                 | 0-0<br>P4                    |                                  |                              | 3 1 1 0 1 0 0                   |                              |                                 |   |                                 |                              |                                 |                              |                                 |                                  |                                    |                                  |        |  |  |  |  |  |  |
| Ron Santo, R (1, 5)<br>OBP: 0.354, SLG: 0.453  |   | 0-0<br>1-H<br>HR                | 0-3<br>K                     |                                  | 0-0<br>1B<br>1B              |                                 | 0-3<br>K                     |                                  |                              | 4 1 2 2 0 2 2                   |                              |                                 |   |                                 |                              |                                 |                              |                                 |                                  |                                    |                                  |        |  |  |  |  |  |  |
| Carmen Fanzone, R (1, 3)<br>Gonzalo Marquez, L (8, PH)<br>OBP: 0.353, SLG: 0.429<br>OBP: 0.298, SLG: 0.296 |   | 0-0<br>5-3                      | 0-0<br>5-3                   |                                  | 0-0<br>1-3<br>1B             |                                 |                              | 0-0<br>F8                        |                              | 3 0 1 0 0 0 2<br>1 0 0 0 0 0 0  |                              |                                 |   |                                 |                              |                                 |                              |                                 |                                  |                                    |                                  |        |  |  |  |  |  |  |
| Paul Popovich, S (1, 4)<br>OBP: 0.276, SLG: 0.296  |   | 4-0<br>E<br>BB                  |                              | 0-0<br>P5-3                      | 0-0<br>L7                    |                                 |                              | 0-0<br>L1                        |                              | 3 0 0 0 1 0 2                   |                              |                                 |   |                                 |                              |                                 |                              |                                 |                                  |                                    |                                  |        |  |  |  |  |  |  |
| Randy Hundley, R (1, 2)<br>OBP: 0.281, SLG: 0.343  |   | 0-3<br>K                        |                              | 4-0<br>SH1-4<br>1B<br>BB         |                              | 0-0<br>1B                       |                              | 4-0<br>BB                        |                              | 2 1 1 0 2 1 1                   |                              |                                 |   |                                 |                              |                                 |                              |                                 |                                  |                                    |                                  |        |  |  |  |  |  |  |
| Burt Hooton, R (1, 1)<br>Bob Locker, S (8, 1)<br>OBP: 0.253, SLG: 0.138<br>OBP: 0.071, SLG: 0.071          |   | 0-0<br>E5                       |                              | 0-0<br>SH1-4                     | 0-3<br>K                     |                                 |                              | 0-0<br>4-3                       |                              | 3 0 0 0 0 1 3<br>0 0 0 0 0 0 0  |                              |                                 |   |                                 |                              |                                 |                              |                                 |                                  |                                    |                                  |        |  |  |  |  |  |  |
| <b>Inning Stats</b>  | R: 0<br>E: 0<br>K: 0<br>S: 3  | H: 0<br>LOB: 0<br>BB: 0<br>P: 3 | R: 2<br>E: 1<br>K: 1<br>S: 7 | H: 1<br>LOB: 2<br>BB: 2<br>P: 15 | R: 0<br>E: 0<br>K: 1<br>S: 7 | H: 2<br>LOB: 2<br>BB: 0<br>P: 7 | R: 1<br>E: 0<br>K: 1<br>S: 6 | H: 1<br>LOB: 1<br>BB: 1<br>P: 10 | R: 0<br>E: 0<br>K: 0<br>S: 5 | H: 2<br>LOB: 2<br>BB: 0<br>P: 5 | R: 0<br>E: 0<br>K: 1<br>S: 6 | H: 1<br>LOB: 1<br>BB: 0<br>P: 6 | R: 0<br>E: 0<br>K: 2<br>S: 7  | H: 0<br>LOB: 0<br>BB: 0<br>P: 7 | R: 0<br>E: 0<br>K: 0<br>S: 3 | H: 0<br>LOB: 1<br>BB: 1<br>P: 7 | R: 0<br>E: 0<br>K: 1<br>S: 5 | H: 0<br>LOB: 0<br>BB: 0<br>P: 5 | 1B: 5<br>2B: 1<br>3B: 0<br>HR: 1 | SF: 0<br>SAC: 1<br>DP: 0<br>HBP: 0 | WP: 0<br>PB: 0<br>SB: 0<br>CS: 0 | PA: 39 |  |  |  |  |  |  |
| <b>PITCHER</b>   | IP<br>WLS<br>BF<br>H<br>R<br>ER<br>SO<br>BB<br>IBB<br>HBP<br>BLK<br>WP<br>HR<br>S<br>P<br>ERA<br>WHIP |                                 |                              |                                  |                              |                                 |                              |                                  |                              |                                 |                              | <b>PITCHER</b>                  | IP<br>WLS<br>BF<br>H<br>R<br>ER<br>SO<br>BB<br>IBB<br>HBP<br>BLK<br>WP<br>HR<br>S<br>P<br>ERA<br>WHIP |                                 |                              |                                 |                              |                                 |                                  |                                    |                                  |        |  |  |  |  |  |  |
| Jerry Koosman, L (1, 1)<br>ERA: 3.08   | 5.0   |                                 | 25                           | 6                                | 3                            | 3                               | 3                            | 3                                | 0                            | 0                               | 0                            | 0                               | 0   | 1                               | 28                           | 40                              | 5.40                         | 1.800                           |                                  |                                    |                                  |        |  |  |  |  |  |  |
| Harry Parker, R (6, 1)<br>ERA: 3.35  | 2.2   |                                 | 9                            | 1                                | 0                            | 0                               | 3                            | 0                                | 0                            | 0                               | 0                            | 0                               | 0   | 0                               | 15                           | 15                              | 0.00                         | 0.375                           |                                  |                                    |                                  |        |  |  |  |  |  |  |
| Tug McGraw, L (8, 1)<br>ERA: 4.31  | 1.1   | W                               | 5                            | 0                                | 0                            | 0                               | 1                            | 1                                | 0                            | 0                               | 0                            | 0                               | 0   | 0                               | 6                            | 10                              | 0.00                         | 0.750                           |                                  |                                    |                                  |        |  |  |  |  |  |  |

Chicago Cubs @ New York Mets  
Shea Stadium, Flushing, NY  
Sun Sep 16 1973, 3:33 AM EDT  
Att. 25,681 - Cloudy - 75 F

[livebaseballscorecards.com](http://livebaseballscorecards.com)

|            |           |
|------------|-----------|
| <b>AB</b>  | <b>34</b> |
| <b>R</b>   | <b>3</b>  |
| <b>H</b>   | <b>7</b>  |
| <b>RBI</b> | <b>3</b>  |
| <b>BB</b>  | <b>4</b>  |
| <b>SO</b>  | <b>7</b>  |
| <b>LOB</b> | <b>15</b> |



| Batter  | 1       | 2         | 3       | 4         | 5       | 6        | 7        | 8       | 9 |
|---|---------|-----------|---------|-----------|---------|----------|----------|---------|---|
| Wayne Garrett, L (1, 5)<br>OBP: 0.333, SLG: 0.373 | 0-3 K   | 0-0 2B    |         | 0-0 P4-3  |         |          | 0-3 K    | 0-0 F8  |   |
| Felix Millan, R (1, 4)<br>OBP: 0.330, SLG: 0.356  | 0-0 1B  | 0-0 F9    |         |           | 0-0 F9  |          | 0-0 1B   |         |   |
| Rusty Staub, L (1, 9)<br>OBP: 0.355, SLG: 0.417   | 0-0 1B  |           | 0-0 G3  |           | 0-0 F9  |          | 0-3 K    |         |   |
| John Milner, L (1, 3)<br>OBP: 0.334, SLG: 0.460   | 0-0 1B  |           | 0-0 G3  |           | 0-3 K   |          |          | 4-0 1B  |   |
| Cleon Jones, R (1, 7)<br>OBP: 0.308, SLG: 0.353   | 0-0 SF9 |           | 0-0 6-3 |           | 0-0 6-3 |          |          | 0-3 K   |   |
| Dave Schneck, L (1, 8)<br>OBP: 0.214, SLG: 0.214  | 0-0 F7  |           |         | 0-3 K     |         | 0-0 F9   |          | 0-0 1B  |   |
| Don Hahn, R (7, 8)<br>OBP: 0.286, SLG: 0.297      |         |           |         |           |         |          |          | 1-3 1B  |   |
| Jerry Grote, R (1, 2)<br>OBP: 0.282, SLG: 0.305   |         | 0-0 F8    |         | 0-0 SH3-4 |         | 0-0 1B   |          | 0-0 1B  |   |
| Bud Harrelson, S (1, 6)<br>OBP: 0.347, SLG: 0.301 |         | 0-0 2B    |         | 0-0 SH3-4 |         | 0-0 P4-3 |          | 0-0 F8  |   |
| Jerry Koosman, R (1, 1)<br>OBP: 0.123, SLG: 0.125 |         | 0-0 SH5-4 |         | 0-0 SH3-4 |         |          | 0-0 P4-3 | 4-0 BB  |   |
| Harry Parker, R (6, 1)<br>OBP: 0.143, SLG: 0.143  |         |           |         | 1-2 2-3   |         |          |          | 1-2 2-3 |   |
| Tug McGraw, R (8, 1)<br>OBP: 0.174, SLG: 0.136    |         |           |         |           |         |          |          |         |   |

| Inning Stats | R: 2 | H: 3 | E: 1 | K: 1 | S: 8 | LOB: 1 | BB: 0 | P: 8  |
|--------------|------|------|------|------|------|--------|-------|-------|
|              | R: 1 | H: 2 | E: 0 | K: 0 | S: 5 | LOB: 1 | BB: 0 | P: 5  |
|              | R: 0 | H: 1 | E: 0 | K: 0 | S: 3 | LOB: 0 | BB: 0 | P: 3  |
|              | R: 0 | H: 2 | E: 0 | K: 1 | S: 7 | LOB: 2 | BB: 0 | P: 7  |
|              | R: 0 | H: 0 | E: 0 | K: 1 | S: 5 | LOB: 0 | BB: 0 | P: 5  |
|              | R: 0 | H: 1 | E: 0 | K: 0 | S: 4 | LOB: 1 | BB: 0 | P: 4  |
|              | R: 0 | H: 1 | E: 0 | K: 2 | S: 8 | LOB: 1 | BB: 0 | P: 8  |
|              | R: 1 | H: 2 | E: 0 | K: 1 | S: 7 | LOB: 3 | BB: 2 | P: 15 |

| PITCHER                            | IP  | WLS | BF | H  | R | ER | SO | BB | IBB | HBP | BLK | WP | HR | S  | P  | ERA  | WHIP  |
|------------------------------------|-----|-----|----|----|---|----|----|----|-----|-----|-----|----|----|----|----|------|-------|
| Burt Hooton, R (1, 1)<br>ERA: 3.55 | 7.0 | L   | 31 | 10 | 4 | 3  | 5  | 1  | 0   | 0   | 0   | 0  | 0  | 40 | 44 | 3.86 | 1.571 |
| Bob Locker, R (8, 1)<br>ERA: 2.62  | 1.0 |     | 6  | 2  | 0 | 0  | 1  | 1  | 0   | 0   | 0   | 0  | 0  | 7  | 11 | 0.00 | 3.000 |

| PITCHER | IP | WLS | BF | H | R | ER | SO | BB | IBB | HBP | BLK | WP | HR | S | P | ERA | WHIP |
|---------|----|-----|----|---|---|----|----|----|-----|-----|-----|----|----|---|---|-----|------|
|         |    |     |    |   |   |    |    |    |     |     |     |    |    |   |   |     |      |

**BOTTOM**

| AB | R | H | RBI | BB | SO | LOB |
|----|---|---|-----|----|----|-----|
| 5  | 0 | 1 | 1   | 0  | 2  | 5   |
| 4  | 1 | 2 | 0   | 0  | 0  | 1   |
| 4  | 1 | 2 | 0   | 0  | 1  | 1   |
| 3  | 1 | 1 | 1   | 1  | 1  | 1   |
| 3  | 0 | 0 | 1   | 0  | 1  | 1   |
| 3  | 0 | 0 | 0   | 0  | 1  | 1   |
| 1  | 0 | 1 | 0   | 0  | 0  | 0   |
| 4  | 0 | 3 | 1   | 0  | 0  | 0   |
| 4  | 1 | 2 | 0   | 0  | 0  | 3   |
| 0  | 0 | 0 | 0   | 0  | 0  | 0   |
| 1  | 0 | 0 | 0   | 0  | 0  | 0   |
| 0  | 0 | 0 | 0   | 1  | 0  | 0   |

|            |           |
|------------|-----------|
| <b>AB</b>  | <b>32</b> |
| <b>R</b>   | <b>4</b>  |
| <b>H</b>   | <b>12</b> |
| <b>RBI</b> | <b>4</b>  |
| <b>BB</b>  | <b>2</b>  |
| <b>SO</b>  | <b>6</b>  |
| <b>LOB</b> | <b>13</b> |



| WP | PA |
|----|----|
| 0  | 37 |
| 0  | 0  |
| 0  | 0  |

**Chicago Cubs @ New York Mets**  
 Shea Stadium, Flushing, NY  
 Sun Sep 16 1973, 3:33 AM EDT  
 Att: 25,681 - Cloudy - 75 F

livebaseballscorecards.com

**New York Mets @ Pittsburgh Pirates**  
**Three Rivers Stadium, Pittsburgh, PA**

Mon Sep 17 1973, 7:05 PM EDT  
 Att: 15,000 - Unknown

[livebaseballscorecards.com](http://livebaseballscorecards.com)



WP: 0 PA: 38  
 PB: 0  
 SB: 0  
 CS: 0

AB R H RBI BB SO LOB

5 0 2 1 0 0 4

4 0 0 0 1 0 6

4 0 1 0 0 1 1

4 0 0 0 0 2 2

4 0 1 0 0 0 1

4 1 2 0 0 0 0

2 1 1 1 0 1 0

2 0 1 0 0 1 2

3 1 1 1 1 0 0

|   |   |   |   |   |   |   |
|---|---|---|---|---|---|---|
| 1 | 0 | 1 | 0 | 0 | 0 | 0 |
| 0 | 0 | 0 | 0 | 0 | 0 | 0 |
| 1 | 0 | 0 | 0 | 0 | 0 | 1 |
| 0 | 0 | 0 | 0 | 0 | 0 | 0 |
| 1 | 0 | 1 | 0 | 0 | 0 | 0 |
| 0 | 0 | 0 | 0 | 0 | 0 | 0 |
| 1 | 0 | 0 | 0 | 0 | 0 | 0 |
| 0 | 0 | 0 | 0 | 0 | 0 | 0 |
| 1 | 0 | 0 | 0 | 0 | 0 | 0 |

1B: 9 SF: 0  
 2B: 0 SAC: 0  
 3B: 2 DP: 2  
 HR: 0 HBP: 0

| Batter  | 1          | 2          | 3                | 4                     | 5                      | 6          | 7                     | 8                | 9          |
|---|------------|------------|------------------|-----------------------|------------------------|------------|-----------------------|------------------|------------|
| Wayne Garrett, L (1, 5)<br>OBP: 0.334, SLG: 0.373 | 0-0<br>4-3 |            | 0-0<br>1-3       |                       | 0-0<br>G5-4-3<br>1B    |            | 0-0<br>L3             |                  | 0-0<br>1B  |
| Felix Millan, R (1, 4)<br>OBP: 0.329, SLG: 0.354  | 4-0<br>BB  |            | 0-0<br>6-3       |                       | 0-0<br>G5-4-3<br>1-2f  |            | 0-0<br>1-3            |                  | 0-0<br>F7  |
| Rusty Staub, L (1, 9)<br>OBP: 0.354, SLG: 0.415   | 0-3<br>K   |            |                  | 0-0<br>G6-4-3<br>1B   |                        | 0-0<br>P5  |                       | 0-0<br>F8        |            |
| John Milner, L (1, 3)<br>OBP: 0.331, SLG: 0.455   | 0-0<br>4-3 |            |                  | 0-0<br>F8             |                        | 0-3<br>K   |                       | 0-3<br>K         |            |
| Cleon Jones, R (1, 7)<br>OBP: 0.307, SLG: 0.351   |            | 0-0<br>4-3 |                  | 0-0<br>G6-4-3<br>1-2f |                        | 0-0<br>5-3 |                       | 0-0<br>1B<br>1B  |            |
| Dave Schneck, L (1, 8)<br>OBP: 0.278, SLG: 0.389  |            | 0-0<br>F9  |                  |                       | 0-0<br>1B<br>3B        |            | 0-0<br>G3             | 0-0<br>1-2<br>1B |            |
| Jerry Grote, R (1, 2)<br>OBP: 0.284, SLG: 0.306   |            | 0-3<br>K   |                  |                       | 0-0<br>3B<br>1B        |            | 0-0<br>1B<br>BB<br>1B | 0-3<br>K         |            |
| Ron Hodges, L (6, 2)<br>OBP: 0.307, SLG: 0.290    |            |            |                  |                       | 3-H<br>0-0<br>1B<br>3B |            | 4-0<br>1B<br>BB       |                  | 0-0<br>F8  |
| Bud Harrelson, S (1, 6)<br>OBP: 0.349, SLG: 0.307 |            |            | 0-0<br>4-3       |                       | 0-0<br>1B<br>3B        |            | 0-0<br>1B<br>BB       |                  | 0-0<br>4-3 |
| Tom Seaver, R (1, 1)<br>OBP: 0.215, SLG: 0.241    |            |            | 0-0              |                       | 0-0                    |            | 0-0                   |                  | 0-0        |
| Ray Sadecki, L (4, 1)<br>OBP: 0.233, SLG: 0.300   |            |            |                  |                       |                        |            |                       |                  |            |
| Greg Harris, L (5, PH)<br>OBP: 0.550, SLG: 0.500  |            |            |                  |                       |                        |            |                       |                  |            |
| Craig Swan, R (5, 1)                              |            |            |                  |                       |                        |            |                       |                  |            |
| Ed Kranepool, L (7, PH)<br>OBP: 0.313, SLG: 0.310 |            |            | 0-0<br>1-3<br>1B |                       |                        |            |                       |                  |            |
| Buzz Capra, R (7, 1)                              |            |            |                  |                       |                        |            |                       |                  |            |
| Ken Boswell, L (9, PH)<br>OBP: 0.284, SLG: 0.311  |            |            |                  |                       |                        |            |                       |                  |            |

| Inning Stats | R: 0 | H: 0 | E: 0 | K: 1 | S: 5 | P: 9 | R: 0 | H: 0 | E: 0 | K: 1 | S: 5 | P: 5 | R: 0 | H: 1 | E: 0 | K: 0 | S: 4 | P: 4 | R: 0 | H: 1 | E: 0 | K: 0 | S: 6 | P: 6 | R: 0 | H: 0 | E: 0 | K: 1 | S: 5 | P: 5 | R: 0 | H: 2 | E: 0 | K: 0 | S: 5 | P: 9 | R: 0 | H: 2 | E: 0 | K: 2 | S: 9 | P: 9 | R: 0 | H: 1 | E: 0 | K: 0 | S: 4 | P: 4 |
|--------------|------|------|------|------|------|------|------|------|------|------|------|------|------|------|------|------|------|------|------|------|------|------|------|------|------|------|------|------|------|------|------|------|------|------|------|------|------|------|------|------|------|------|------|------|------|------|------|------|
|              | 0    | 0    | 0    | 1    | 5    | 9    | 0    | 0    | 0    | 0    | 5    | 5    | 0    | 1    | 0    | 0    | 4    | 4    | 0    | 0    | 0    | 0    | 6    | 6    | 0    | 0    | 0    | 0    | 0    | 0    | 5    | 5    | 0    | 2    | 5    | 9    | 0    | 2    | 9    | 9    | 0    | 1    | 4    | 4    |      |      |      |      |

| PITCHER                            | IP  | WLS | BF | H | R | ER | SO | BB | IBB | HBP | BLK | WP | HR | S  | P  | ERA  | WHIP  |
|------------------------------------|-----|-----|----|---|---|----|----|----|-----|-----|-----|----|----|----|----|------|-------|
| Bruce Kison, R (1, 1)<br>ERA: 2.77 | 5.0 | W   | 20 | 6 | 3 | 3  | 2  | 1  | 0   | 0   | 0   | 0  | 0  | 23 | 27 | 5.40 | 1.400 |
| Jim McKee, R (6, 1)<br>ERA: 5.73   | 3.0 |     | 14 | 4 | 0 | 0  | 3  | 1  | 0   | 0   | 0   | 0  | 0  | 19 | 23 | 0.00 | 1.667 |
| Chris Zachary, R (9, 1)<br>ERA:    | 1.0 | S   | 4  | 1 | 0 | 0  | 0  | 0  | 0   | 0   | 0   | 0  | 0  | 4  | 4  | 0.00 | 1.000 |



New York Mets @ Pittsburgh Pirates  
Three Rivers Stadium, Pittsburgh, PA

Tue Sep 18 1973, 7:05 PM EDT  
Att: 12,336 - Unknown

livebaseballscorecards.com

|     |    |
|-----|----|
| AB  | 35 |
| R   | 6  |
| H   | 10 |
| RBI | 6  |
| BB  | 9  |
| SO  | 4  |
| LOB | 19 |



|     |   |     |    |
|-----|---|-----|----|
| WP: | 0 | PA: | 44 |
| PB: | 0 | SB: | 0  |
| CS: | 0 |     |    |

AB R H RBI BB SO LOB

TOP


| Batter  | 1          | 2         | 3          | 4         | 5          | 6          | 7             | 8             | 9         |
|---|------------|-----------|------------|-----------|------------|------------|---------------|---------------|-----------|
| Wayne Garrett, L (1, 5)<br>OBP: 0.338, SLG: 0.377   | 0-0<br>F2  |           | 4-0<br>1B  | 4-0<br>1B |            |            | 0-0<br>G1-2-3 |               | 0-0<br>3B |
| Felix Millan, R (1, 4)<br>OBP: 0.330, SLG: 0.358  | 0-0<br>6-3 |           | 0-0<br>5-3 | 0-0<br>P4 |            |            | 0-0<br>1B     |               | 0-0<br>1B |
| Rusty Staub, L (1, 9)<br>OBP: 0.358, SLG: 0.417   | 4-0<br>BB  |           | 0-0<br>1B  |           | 0-0<br>4-3 |            | 0-0<br>1B     |               | 4-0<br>BB |
| John Milner, L (1, 3)<br>Tug McGraw, R (7, 1)<br>Duffy Lyster, R (9, PH)<br>Ron Hodges, L (9, PH)<br>Ted Martinez, R (9, PR)<br>Bob Apodaca, R (9, 1)<br>Buzz Capra, R (9, 1) | 4-0<br>1-2 |           | 0-0<br>G3  |           | 0-3<br>K   |            | 0-0<br>G1-2-3 |               | 0-0<br>BB |
| Cleon Jones, R (1, 7)<br>OBP: 0.305, SLG: 0.347   | 0-0<br>F8  |           | 0-0<br>F9  |           | 0-0<br>F8  |            |               | 0-3<br>K      | 4-0<br>1B |
| Dave Schneck, L (1, 8)<br>Don Hahn, R (8, PH)   |            | 0-0<br>F3 |            | 0-0<br>G3 |            | 0-0<br>6-3 |               | 4-0<br>BB     | 0-0<br>BB |
| Jerry Grote, R (1, 2)<br>OBP: 0.282, SLG: 0.301   |            | 0-0<br>P4 |            | 4-0<br>BB |            | 0-0<br>6-3 |               | 0-0<br>G5-4-3 | 0-0<br>1B |
| Bud Harrelson, S (1, 6)<br>OBP: 0.350, SLG: 0.307   |            | 4-0<br>BB |            | 0-0<br>1B |            | 0-0<br>G3  |               |               | 0-0<br>F7 |
| Jon Matlack, L (1, 1)<br>Ken Boswell, L (4, PH)<br>Ray Sadecki, L (4, 1)<br>Ed Kranepool, L (7, PH)<br>Jim Beauchamp, R (9, PH)   |            | 0-3<br>K  |            | 0-0<br>F9 |            |            | 0-0<br>F5     |               | 0-0<br>2B |

| Inning Stats | R: 0 | H: 0   | R: 0 | H: 0   | R: 1 | H: 1   | R: 0 | H: 0   | R: 0 | H: 0   | R: 0 | H: 3   | R: 0 | H: 0   | R: 5  | H: 5   |
|--------------|------|--------|------|--------|------|--------|------|--------|------|--------|------|--------|------|--------|-------|--------|
|              | E: 0 | LOB: 2 | E: 0 | LOB: 1 | E: 0 | LOB: 1 | E: 0 | LOB: 0 | E: 0 | LOB: 0 | E: 0 | LOB: 2 | E: 0 | LOB: 0 | E: 0  | LOB: 2 |
|              | K: 0 | BB: 2  | K: 1 | BB: 1  | K: 0 | BB: 2  | K: 1 | BB: 0  | K: 0 | BB: 0  | K: 1 | BB: 0  | K: 1 | BB: 1  | K: 1  | BB: 2  |
|              | S: 3 | P: 11  | S: 5 | P: 9   | S: 4 | P: 8   | S: 5 | P: 5   | S: 3 | P: 3   | S: 5 | P: 5   | S: 4 | P: 8   | S: 10 | P: 18  |

| PITCHER                                | IP  | WLS | BF | H | R | ER | SO | BB | IBB | HBP | BLK | WP | HR | S  | P  | ERA   | WHIP  |
|--|-----|-----|----|---|---|----|----|----|-----|-----|-----|----|----|----|----|-------|-------|
| Bob Moose, R (1, 1)<br>ERA: 3.55       | 6.1 |     | 29 | 4 | 1 | 1  | 2  | 6  | 0   | 0   | 0   | 0  | 0  | 27 | 51 | 1.42  | 1.579 |
| Ramon Hernandez, L (7, 1)<br>ERA: 2.58 | 2.0 | L   | 10 | 4 | 4 | 4  | 1  | 2  | 0   | 0   | 0   | 0  | 0  | 10 | 18 | 18.00 | 3.000 |
| Dave Giusti, R (9, 1)<br>ERA: 2.39     | 0.0 |     | 3  | 2 | 1 | 1  | 0  | 1  | 0   | 0   | 0   | 0  | 0  | 2  | 6  | ∞     | ∞     |
| Bob Johnson, R (9, 1)<br>ERA: 3.74     | 0.2 |     | 2  | 0 | 0 | 0  | 1  | 0  | 0   | 0   | 0   | 0  | 0  | 4  | 4  | 0.00  | 0.000 |

|     |   |      |   |
|-----|---|------|---|
| 1B: | 8 | SF:  | 0 |
| 2B: | 1 | SAC: | 0 |
| 3B: | 1 | DP:  | 2 |
| HR: | 0 | HBP: | 0 |



| Batter   | 1   | 2                               | 3                            | 4                               | 5                            | 6                               | 7                            | 8                               | 9                            | AB R H RBI BB SO LOB   | TOP  |                                 |                              |                                 |                              |                                 |                              |                                 |                                  |                                    |                                  |        |
|--|---|---------------------------------|------------------------------|---------------------------------|------------------------------|---------------------------------|------------------------------|---------------------------------|------------------------------|--|--|---------------------------------|------------------------------|---------------------------------|------------------------------|---------------------------------|------------------------------|---------------------------------|----------------------------------|------------------------------------|----------------------------------|--------|
| Rennie Stennett, R (1, 4)<br>OBP: 0.266, SLG: 0.360    | 0-0<br>HR   |                                 | 0-0<br>1B 3B                 |                                 | 0-0<br>F8                    |                                 | 0-0<br>P4                    |                                 |                              | 4 2 2 1 0 0 3  | <b>Pittsburgh Pirates @ New York Mets</b><br>Shea Stadium, Flushing, NY<br>Wed Sep 19 1973, 7:05 PM EDT<br>Att: 29,240 - Unknown<br><a href="http://livebaseballscorecards.com">livebaseballscorecards.com</a> |                                 |                              |                                 |                              |                                 |                              |                                 |                                  |                                    |                                  |        |
| Dave Cash, R (1, 5)<br>OBP: 0.323, SLG: 0.330          | 0-0<br>F7   |                                 | 0-0<br>1B                    |                                 |                              | 0-0<br>5-3                      | 0-0<br>6-3                   |                                 |                              | 4 0 1 1 0 0 2  |  |                                 |                              |                                 |                              |                                 |                              |                                 |                                  |                                    |                                  |        |
| Al Oliver, L (1, 8)<br>OBP: 0.317, SLG: 0.464          | 0-0<br>1-3  |                                 | 0-0<br>4-3                   |                                 |                              | 0-0<br>6-3                      |                              | 0-0<br>FC5-4<br>1B              |                              | 4 0 1 0 0 0 1  |  |                                 |                              |                                 |                              |                                 |                              |                                 |                                  |                                    |                                  |        |
| Willie Stargell, L (1, 7)<br>OBP: 0.388, SLG: 0.660    | 0-0<br>4-3  |                                 |                              | 0-0<br>4-3                      |                              | 0-0<br>HR                       |                              | 0-0<br>FC5-4<br>G5-4-3<br>1-2f  |                              | 4 1 1 1 0 0 1  |  |                                 |                              |                                 |                              |                                 |                              |                                 |                                  |                                    |                                  |        |
| Richie Zisk, R (1, 9)<br>OBP: 0.383, SLG: 0.545        |   | 0-0<br>F9                       |                              | 0-0<br>5-3                      |                              | 0-0<br>2B 1B                    |                              | 0-0<br>G5-4-3<br>1-2f           |                              | 4 0 1 0 0 0 1  |  |                                 |                              |                                 |                              |                                 |                              |                                 |                                  |                                    |                                  |        |
| Manny Sanguillen, R (1, 2)<br>OBP: 0.304, SLG: 0.424   |   | 0-0<br>L5-3<br>1B               |                              | 0-0<br>F8                       |                              | 0-0<br>2B                       |                              | 0-0<br>F9                       |                              | 4 0 2 0 0 0 0  |  |                                 |                              |                                 |                              |                                 |                              |                                 |                                  |                                    |                                  |        |
| Bob Robertson, R (1, 3)<br>OBP: 0.330, SLG: 0.392      |   | 0-0<br>L5-3<br>1-2              |                              |                                 | 0-0<br>F7                    |                                 | 0-0<br>4-3                   |                                 | 0-3<br>K                     | 4 0 0 0 0 1 1  |  |                                 |                              |                                 |                              |                                 |                              |                                 |                                  |                                    |                                  |        |
| Dal Maxvill, R (1, 6)<br>OBP: 0.274, SLG: 0.248        |   |                                 | 0-0<br>5-3                   |                                 | 0-0<br>SH3-4<br>1B           |                                 | 4-0<br>1B BB                 |                                 | 0-0<br>P6                    | 2 0 1 0 0 0 0<br>0 0 0 0 1 0 0<br>1 0 0 0 0 0 0                  |  |                                 |                              |                                 |                              |                                 |                              |                                 |                                  |                                    |                                  |        |
| Gene Clines, R (7, PH)<br>OBP: 0.316, SLG: 0.323       |   |                                 |                              |                                 |                              |                                 |                              |                                 |                              |  |  |                                 |                              |                                 |                              |                                 |                              |                                 |                                  |                                    |                                  |        |
| Gene Alley, R (7, 6)<br>OBP: 0.294, SLG: 0.287         |   |                                 |                              |                                 |                              |                                 |                              |                                 |                              |  |  |                                 |                              |                                 |                              |                                 |                              |                                 |                                  |                                    |                                  |        |
| Nelson Briles, R (1, 1)<br>OBP: 0.233, SLG: 0.275      |   |                                 | 0-3<br>K                     |                                 | 0-0<br>SH3-4                 |                                 | 0-0<br>1B                    |                                 |                              | 1 0 0 0 0 1 0<br>0 0 0 0 0 0 0<br>1 0 1 0 0 0 0<br>0 0 0 0 0 0 0 |   |                                 |                              |                                 |                              |                                 |                              |                                 |                                  |                                    |                                  |        |
| Luke Walker, L (6, 1)<br>OBP: 0.067, SLG: 0.067        |   |                                 |                              |                                 |                              |                                 |                              |                                 |                              |  |  |                                 |                              |                                 |                              |                                 |                              |                                 |                                  |                                    |                                  |        |
| Fernando Gonzalez, R (7, PH)<br>OBP: 0.273, SLG: 0.357 |   |                                 |                              |                                 |                              |                                 |                              |                                 |                              |  |  |                                 |                              |                                 |                              |                                 |                              |                                 |                                  |                                    |                                  |        |
| Dave Giusti, R (7, 1)<br>OBP: 0.417, SLG: 0.364        |   |                                 |                              |                                 | 1-2                          |                                 |                              |                                 |                              |  |  |                                 |                              |                                 |                              |                                 |                              |                                 |                                  |                                    |                                  |        |
| <b>Inning Stats</b>                                    | R: 1<br>E: 0<br>K: 0<br>S: 4                          | H: 1<br>LOB: 0<br>BB: 0<br>P: 4 | R: 0<br>E: 0<br>K: 0<br>S: 3 | H: 1<br>LOB: 0<br>BB: 0<br>P: 3 | R: 1<br>E: 0<br>K: 1<br>S: 7 | H: 2<br>LOB: 1<br>BB: 0<br>P: 7 | R: 0<br>E: 0<br>K: 0<br>S: 3 | H: 0<br>LOB: 0<br>BB: 0<br>P: 3 | R: 0<br>E: 0<br>K: 0<br>S: 4 | H: 1<br>LOB: 1<br>BB: 0<br>P: 4                                  | R: 1<br>E: 0<br>K: 0<br>S: 5   | H: 3<br>LOB: 2<br>BB: 0<br>P: 5 | R: 0<br>E: 0<br>K: 0<br>S: 4 | H: 1<br>LOB: 2<br>BB: 1<br>P: 8 | R: 0<br>E: 0<br>K: 0<br>S: 3 | H: 1<br>LOB: 0<br>BB: 0<br>P: 3 | R: 0<br>E: 0<br>K: 1<br>S: 5 | H: 0<br>LOB: 0<br>BB: 0<br>P: 5 | 1B: 6<br>2B: 2<br>3B: 1<br>HR: 2 | SF: 0<br>SAC: 1<br>DP: 2<br>HBP: 0 | WP: 0<br>PB: 0<br>SB: 0<br>CS: 0 | PA: 35 |
| <b>PITCHER</b>   | IP WLS BF H R ER SO BB IBB HBP BLK WP HR S P ERA WHIP |                                 |                              |                                 |                              |                                 |                              |                                 |                              |  |  |                                 |                              |                                 |                              |                                 |                              |                                 |                                  |                                    |                                  |        |
| George Stone, L (1, 1)<br>ERA: 2.71                    | 6.0 W 24 8 3 3 1 0 0 0 0 0 0 2 26 26 4.50 1.333       |                                 |                              |                                 |                              |                                 |                              |                                 |                              |  |  |                                 |                              |                                 |                              |                                 |                              |                                 |                                  |                                    |                                  |        |
| Tug McGraw, L (7, 1)<br>ERA: 4.12                      | 3.0 S 11 2 0 0 1 1 0 0 0 0 0 0 12 16 0.00 1.000       |                                 |                              |                                 |                              |                                 |                              |                                 |                              |  |  |                                 |                              |                                 |                              |                                 |                              |                                 |                                  |                                    |                                  |        |



| Batter  | 1                     | 2                | 3                | 4          | 5                                 | 6          | 7                | 8                       | 9 |
|---|-----------------------|------------------|------------------|------------|-----------------------------------|------------|------------------|-------------------------|---|
| Wayne Garrett, L (1, 5)<br>OBP: 0.336, SLG: 0.374 | 0-3<br>K              |                  | 0-0<br>4-3       |            | 0-0<br>F8                         |            | 0-0<br>F8        |                         |   |
| Felix Millan, R (1, 4)<br>OBP: 0.331, SLG: 0.358  | 4-0<br>G4-6-3<br>BB   |                  | 0-0<br>2-H<br>1B |            | 0-0<br>5-3                        |            |                  | 0-0<br>F7               |   |
| Rusty Staub, L (1, 9)<br>OBP: 0.357, SLG: 0.415   | 0-0<br>G4-6-3<br>1-2f |                  | 0-0<br>6-3       |            | 0-0<br>4-3                        |            |                  | 0-0<br>BB<br>HR<br>1B   |   |
| John Milner, L (1, 3)<br>OBP: 0.332, SLG: 0.451   |                       | 0-0<br>HR<br>1B  |                  | 0-0<br>4-3 |                                   | 0-0<br>4-3 |                  | 4-0<br>BB<br>HR<br>BB   |   |
| Cleon Jones, R (1, 7)<br>OBP: 0.308, SLG: 0.368   |                       | 0-0<br>1-H<br>HR |                  | 0-0<br>P4  |                                   | 0-0<br>L5  |                  | 0-0<br>1-H<br>2-H<br>HR |   |
| Dave Schneck, L (1, 8)<br>OBP: 0.208, SLG: 0.292  |                       | 0-0<br>4-3       |                  | 0-0<br>P6  |                                   |            | 0-0<br>F8        | 0-0<br>F7               |   |
| Don Hahn, R (8, 8)<br>OBP: 0.291, SLG: 0.299      |                       |                  |                  |            |                                   |            |                  |                         |   |
| Jerry Grote, R (1, 2)<br>OBP: 0.282, SLG: 0.304   |                       | 0-0<br>5-3       |                  |            | 0-0<br>1B<br>FC4-6<br>2B          |            | 0-0<br>P6        | 0-0<br>F9               |   |
| Bud Harrelson, S (1, 6)<br>OBP: 0.352, SLG: 0.310 |                       | 0-0<br>6-3       |                  |            | 0-0<br>FC4-6<br>2-3<br>1B         |            | 0-0<br>1B<br>1B  |                         |   |
| George Stone, L (1, 1)<br>OBP: 0.271, SLG: 0.271  |                       |                  | 0-0<br>4-3<br>1B |            | 0-0<br>FC4-6<br>1-2f<br>3-H<br>PB |            | 0-0<br>1-3<br>1B |                         |   |
| Tug McGraw, R (7, 1)<br>OBP: 0.208, SLG: 0.174    |                       |                  |                  |            |                                   |            |                  |                         |   |

| Inning Stats | R: 0 | H: 0 | E: 0 | K: 1 | S: 4 | LOB: 0 | BB: 1 | P: 8 | R: 2 | H: 2 | E: 0 | K: 0 | S: 5 | LOB: 0 | BB: 0 | P: 5 | R: 1 | H: 2 | E: 0 | K: 0 | S: 4 | LOB: 0 | BB: 0 | P: 4 | R: 0 | H: 0 | E: 0 | K: 0 | S: 3 | LOB: 0 | BB: 0 | P: 3 | R: 1 | H: 2 | E: 0 | K: 0 | S: 5 | LOB: 1 | BB: 0 | P: 5 | R: 0 | H: 0 | E: 0 | K: 0 | S: 3 | LOB: 0 | BB: 0 | P: 3 | R: 0 | H: 2 | E: 0 | K: 0 | S: 5 | LOB: 2 | BB: 0 | P: 5 | R: 3 | H: 2 | E: 0 | K: 0 | S: 5 | LOB: 0 | BB: 1 | P: 9 |
|--------------|------|------|------|------|------|--------|-------|------|------|------|------|------|------|--------|-------|------|------|------|------|------|------|--------|-------|------|------|------|------|------|------|--------|-------|------|------|------|------|------|------|--------|-------|------|------|------|------|------|------|--------|-------|------|------|------|------|------|------|--------|-------|------|------|------|------|------|------|--------|-------|------|
|--------------|------|------|------|------|------|--------|-------|------|------|------|------|------|------|--------|-------|------|------|------|------|------|------|--------|-------|------|------|------|------|------|------|--------|-------|------|------|------|------|------|------|--------|-------|------|------|------|------|------|------|--------|-------|------|------|------|------|------|------|--------|-------|------|------|------|------|------|------|--------|-------|------|


|                                      |  |  |  |  |  |  |  |  |  | PITCHER |     |    |   |   |    |    |    |     |     | PITCHER |    |    |    |    |      |       |     |     |    | PITCHER |   |    |    |    |     |     |     |    |    |   |      |       |      |    |     |    |   |   |    |    |    |     |     |     |    |    |    |       |       |      |    |     |    |   |   |    |    |    |     |     |     |    |    |   |   |     |      |
|--------------------------------------|--|--|--|--|--|--|--|--|--|---------|-----|----|---|---|----|----|----|-----|-----|---------|----|----|----|----|------|-------|-----|-----|----|---------|---|----|----|----|-----|-----|-----|----|----|---|------|-------|------|----|-----|----|---|---|----|----|----|-----|-----|-----|----|----|----|-------|-------|------|----|-----|----|---|---|----|----|----|-----|-----|-----|----|----|---|---|-----|------|
|                                      |  |  |  |  |  |  |  |  |  | IP      | WLS | BF | H | R | ER | SO | BB | IBB | HBP | BLK     | WP | HR | S  | P  | ERA  | WHIP  | IP  | WLS | BF | H       | R | ER | SO | BB | IBB | HBP | BLK | WP | HR | S | P    | ERA   | WHIP | IP | WLS | BF | H | R | ER | SO | BB | IBB | HBP | BLK | WP | HR | S  | P     | ERA   | WHIP | IP | WLS | BF | H | R | ER | SO | BB | IBB | HBP | BLK | WP | HR | S | P | ERA | WHIP |
| Nelson Briles, R (1, 1)<br>ERA: 2.92 |  |  |  |  |  |  |  |  |  | 5.0     | L   | 20 | 6 | 4 | 4  | 1  | 1  | 0   | 0   | 0       | 0  | 1  | 21 | 25 | 7.20 | 1.400 | 1.0 |     | 3  | 0       | 0 | 0  | 0  | 0  | 0   | 0   | 0   | 0  | 3  | 3 | 0.00 | 0.000 | 2.0  |    | 11  | 4  | 3 | 3 | 0  | 1  | 0  | 0   | 0   | 0   | 1  | 10 | 14 | 13.50 | 2.500 |      |    |     |    |   |   |    |    |    |     |     |     |    |    |   |   |     |      |
| Luke Walker, L (6, 1)<br>ERA: 4.59   |  |  |  |  |  |  |  |  |  |         |     |    |   |   |    |    |    |     |     |         |    |    |    |    |      |       |     |     |    |         |   |    |    |    |     |     |     |    |    |   |      |       |      |    |     |    |   |   |    |    |    |     |     |     |    |    |    |       |       |      |    |     |    |   |   |    |    |    |     |     |     |    |    |   |   |     |      |
| Dave Giusti, R (7, 1)<br>ERA: 2.65   |  |  |  |  |  |  |  |  |  |         |     |    |   |   |    |    |    |     |     |         |    |    |    |    |      |       |     |     |    |         |   |    |    |    |     |     |     |    |    |   |      |       |      |    |     |    |   |   |    |    |    |     |     |     |    |    |    |       |       |      |    |     |    |   |   |    |    |    |     |     |     |    |    |   |   |     |      |

**BOTTOM**

**Pittsburgh Pirates @ New York Mets**  
Shea Stadium, Flushing, NY  
Wed Sep 19 1973, 7:05 PM EDT  
Att. 29,240 - Unknown

| AB | R | H | RBI | BB | SO | LOB |
|----|---|---|-----|----|----|-----|
| 4  | 0 | 0 | 0   | 0  | 1  | 4   |
| 3  | 0 | 1 | 1   | 1  | 0  | 1   |
| 4  | 1 | 1 | 0   | 0  | 0  | 1   |
| 3  | 2 | 1 | 0   | 1  | 0  | 0   |
| 4  | 2 | 2 | 5   | 0  | 0  | 0   |
| 3  | 0 | 0 | 0   | 0  | 0  | 0   |
| 1  | 0 | 0 | 0   | 0  | 0  | 0   |
| 4  | 1 | 1 | 0   | 0  | 0  | 0   |
| 3  | 0 | 2 | 0   | 0  | 0  | 0   |
| 2  | 1 | 1 | 1   | 0  | 0  | 1   |
| 1  | 0 | 1 | 0   | 0  | 0  | 0   |

| AB  | 32 |
|-----|----|
| R   | 7  |
| H   | 10 |
| RBI | 7  |
| BB  | 2  |
| SO  | 1  |
| LOB | 7  |



| Batter   | 1   | 2  | 3   | 4  | 5   | 6   | 7   | 8   | 9  | 10  | 11  | 12  | 13  | AB R H RBI BB SO LOB  | TOP   |       |
|--|---|--|---|--|---|---|---|---|--|---|---|---|---|---|---|-------|
| Rennie Stennett, R (1, 4)<br>OBP: 0.265, SLG: 0.359<br>Richie Hebner, L (3, PH)<br>OBP: 0.355, SLG: 0.497 (3, 5)   | 0-3<br>K  |  | 0-0<br>P6   |  | 0-3<br>K  |   | 0-0<br>HR   |   | 4-0<br>2B<br>IBB                                     |   | 0-0<br>P4   |   |   | 1 0 0 0 0 1 0<br>4 1 1 1 1 1 0  |   |       |
| Dave Cash, R (1, 5)<br>OBP: 0.325, SLG: 0.335 (3, 4)   | 0-0<br>1B   |  | 0-0<br>6-3  |  | 0-0<br>5-3  |   | 0-0<br>1B   |   | 0-0<br>1-3<br>2-H<br>2B                              |   | 0-3<br>K  |   |   | 6 0 3 1 0 1 0   |   |       |
| Al Oliver, L (1, 8)<br>OBP: 0.314, SLG: 0.460 (9, 3)   | 0-0<br>F8   |  | 0-0<br>2-3  |  | 0-0<br>1-3  |   | 0-0<br>4-3  |   | 0-0<br>P4  |   | 0-0<br>4-3  |   |   | 6 0 0 0 0 0 5   |   |       |
| Willie Stargell, L (1, 7)<br>OBP: 0.385, SLG: 0.654  | 0-3<br>K  |  |   | 4-0<br>1B<br>E<br>1-6-3<br>BB                        |   | 0-3<br>K  |   | 0-0<br>6-3  |  | 0-0<br>F9   |   |   | 0-3<br>K  | 5 1 0 0 1 3 1   |   |       |
| Richie Zisk, R (1, 9)<br>OBP: 0.382, SLG: 0.539  |   | 0-0<br>F7  |   | 0-0<br>1-6-3   |   | 4-0<br>FC5-4<br>BB                                  |   | 0-3<br>K  |  | 0-3<br>K  |   |   | 0-0<br>2B<br>1B                                     | 5 0 1 0 1 2 1   |   |       |
| Manny Sanguillen, R (1, 2)<br>OBP: 0.302, SLG: 0.421   |   | 0-0<br>P6  |   | 0-0<br>E<br>2-3<br>1B                                |   | 0-0<br>F9   |   | 0-0<br>P6   |  | 0-0<br>L7   |   |   | 0-0<br>F9   | 6 0 1 0 0 0 2   |   |       |
| Bob Robertson, R (1, 3)<br>OBP: 0.332, SLG: 0.390<br>Dave Augustine, R (9, PR)<br>OBP: 0.500, SLG: 0.750 (9, 8)  |   | 4-0<br>BB<br>BB                                      |   | 0-3<br>K   |   | 0-0<br>FC5-4<br>1-2                                 |   |   | 4-0<br>SH1-4<br>2B<br>BB                             |   | 0-3<br>K  |   | 0-0<br>2B   | 2 0 0 0 2 1 3<br>2 1 1 0 0 1 0  | AB 45<br>R 3<br>H 7<br>RBI 2<br>BB 6<br>SO 15<br>LOB 19 |       |
| Dal Maxvill, R (1, 6)<br>OBP: 0.273, SLG: 0.244  |   | 4-0<br>1-2<br>BB                                     |   | 0-0<br>E6  |   | 0-0<br>F9   |   |   | 0-0<br>SH1-4   |   | 0-3<br>K  |   | 0-3<br>K  | 3 0 0 0 1 1 1   |   |       |
| Jim Rooker, R (1, 1)<br>OBP: 0.261, SLG: 0.227<br>Dave Parker, L (9, PH)<br>OBP: 0.288, SLG: 0.451<br>Bob Johnson, L (9, 1)<br>OBP: 0.333, SLG: 0.143<br>Ramon Hernandez, S (10, 1)<br>OBP: 0.067, SLG: 0.067<br>Jim Micker, R (13, 1)<br>OBP: 0.417, SLG: 0.364 |   | 0-3<br>K   |   | 0-0<br>5-3   |   | 0-3<br>K  |   | 0-3<br>K  |  | 0-3<br>K  |   | 0-3<br>K  |   | 3 0 0 0 0 0 2 4<br>1 0 0 0 0 0 1 2<br>0 0 0 0 0 0 0 0<br>0 0 0 0 0 0 0 0<br>1 0 0 0 0 0 1 0<br>0 0 0 0 0 0 0 0<br>0 0 0 0 0 0 0 0 |   |       |
| <b>Inning Stats</b>  | R: 0 H: 1<br>E: 0 LOB: 1<br>K: 2 BB: 0<br>S: 8 P: 8   | R: 0 H: 0<br>E: 0 LOB: 2<br>K: 1 BB: 2<br>S: 5 P: 13 | R: 0 H: 0<br>E: 0 LOB: 0<br>K: 0 BB: 0<br>S: 3 P: 3 | R: 1 H: 1<br>E: 1 LOB: 2<br>K: 1 BB: 1<br>S: 7 P: 11 | R: 0 H: 0<br>E: 0 LOB: 0<br>K: 1 BB: 0<br>S: 5 P: 5 | R: 0 H: 0<br>E: 0 LOB: 1<br>K: 1 BB: 1<br>S: 5 P: 9 | R: 1 H: 2<br>E: 0 LOB: 1<br>K: 1 BB: 0<br>S: 7 P: 7 | R: 0 H: 0<br>E: 0 LOB: 0<br>K: 1 BB: 0<br>S: 5 P: 5 | R: 1 H: 1<br>E: 0 LOB: 3<br>K: 1 BB: 2<br>S: 6 P: 14 | R: 0 H: 0<br>E: 0 LOB: 0<br>K: 3 BB: 0<br>S: 9 P: 9 | R: 0 H: 0<br>E: 0 LOB: 0<br>K: 1 BB: 0<br>S: 5 P: 5 | R: 0 H: 0<br>E: 0 LOB: 0<br>K: 1 BB: 0<br>S: 5 P: 5 | R: 0 H: 2<br>E: 0 LOB: 2<br>K: 1 BB: 0<br>S: 6 P: 6 | 1B: 4 SF: 0<br>2B: 2 SAC: 1<br>3B: 0 DP: 0<br>HR: 1 HBP: 0  | WP: 0 PA: 52<br>PB: 0<br>SB: 0<br>CS: 0                 |       |
| <b>PITCHER</b>   | IP WLS BF H R ER SO BB IBB HBP BLK WP HR S P ERA WHIP |  |   |  |   |   |   |   |  |   |   |   |   |   |   |       |
| Jerry Koosman, L (1, 1)<br>ERA: 3.02   | 8.0   |  |   |  |   |   |   |   |  |   |   |   |   |   |   |       |
| Harry Parker, R (9, 1)<br>ERA: 3.41  | 1.0   | 6  | 1   | 1  | 1   | 1   | 1   | 1   | 0  | 0   | 0   | 0   | 6   | 14  | 9.00  | 2.000 |
| Ray Sadecki, L (10, 1)<br>ERA: 3.45  | 4.0   | W 13   | 2   | 0  | 0   | 6   | 0   | 0   | 0  | 0   | 0   | 0   | 25  | 25  | 0.00  | 0.500 |

Pittsburgh Pirates @ New York Mets  
Shea Stadium, Flushing, NY  
Thu Sep 20 1973, 7:05 PM EDT  
Att. 24,855 - Unknown

livebaseballscorecards.com





| Batter   | 1              | 2             | 3             | 4   | 5 | 6                      | 7 | 8                  | 9 | 10           | 11 | 12  | 13                | AB | R | H | RBI | BB | SO | LOB |
|--|----------------|---------------|---------------|-----|---|------------------------|---|--------------------|---|--------------|----|-----|-------------------|----|---|---|-----|----|----|-----|
| Wayne Garrett, L (1, 5)<br>OBP: 0.335, SLG: 0.372<br>(10, 6) | K              |               | FC6-4<br>1B   |     |   | FC1-6<br>F8 1B<br>1-2f |   | SH3-4              | K |              |    | 4-3 |                   | 5  | 1 | 1 | 0   | 0  | 2  | 2   |
| Felix Millan, R (1, 4)<br>OBP: 0.332, SLG: 0.358             | G3-6-3<br>BB   |               | FC6-4<br>1-2f |     |   | 1B<br>1B               |   | E8<br>G3 1B<br>2-H |   | P3           |    | 6-3 |                   | 5  | 0 | 2 | 0   | 1  | 0  | 1   |
| Rusty Staub, L (1, 9)<br>OBP: 0.355, SLG: 0.413              | G3-6-3<br>1-2f |               |               | 4-3 |   | F8<br>2-3              |   | G3<br>2-3          |   | F5           |    |     | 1B                | 6  | 0 | 1 | 0   | 0  | 0  | 5   |
| Cleon Jones, R (1, 7)<br>OBP: 0.338, SLG: 0.365              |                | 6-3           |               | 1-3 |   | 1B<br>3-H              |   | IBB                |   | K            |    |     | K                 | 5  | 0 | 1 | 1   | 1  | 2  | 1   |
| John Milner, L (1, 3)<br>OBP: 0.334, SLG: 0.448              |                | FC6-4<br>BB   |               | 6-3 |   | K                      |   | P6                 |   |              |    |     | FC6-4 SH3-4<br>BB | 3  | 1 | 0 | 0   | 3  | 1  | 4   |
| Jerry Grote, R (1, 2)<br>OBP: 0.279, SLG: 0.301              |                | P4            |               |     |   |                        |   |                    |   |              |    |     |                   |    |   |   |     |    |    |     |
| Ken Boswell, L (9, PH)<br>OBP: 0.234, SLG: 0.315<br>(10, 5)  |                |               |               | 4-3 |   |                        |   |                    |   |              |    |     | SH3-4             | 3  | 0 | 0 | 0   | 0  | 0  | 1   |
| Don Hahn, R (1, 8)<br>OBP: 0.289, SLG: 0.294                 |                | FC6-4<br>1-2f |               | 6-3 |   | K                      |   | 6-3                |   | SH3-4<br>1-2 |    |     | P3                | 4  | 0 | 0 | 0   | 1  | 1  | 3   |
| Bud Harrelson, S (1, 6)<br>OBP: 0.349, SLG: 0.307            |                |               |               |     |   |                        |   |                    |   |              |    |     |                   |    |   |   |     |    |    |     |
| Ed Kranepool, L (9, PH)<br>OBP: 0.512, SLG: 0.309            |                |               |               | 6-3 |   | F7                     |   | F9                 |   |              |    |     | FC6-4             | 0  | 0 | 0 | 0   | 0  | 0  | 0   |
| George Theodore, R (9, PH)<br>OBP: 0.320, SLG: 0.319         |                |               |               |     |   |                        |   |                    |   |              |    |     |                   | 1  | 0 | 0 | 0   | 0  | 1  | 1   |
| Ron Hodges, L (10, 2)<br>OBP: 0.314, SLG: 0.299              |                |               |               |     |   |                        |   |                    |   |              |    |     | 1-2f<br>2-3       | 2  | 0 | 1 | 1   | 0  | 0  | 2   |
| Jerry Kosman, R (1, 1)<br>OBP: 0.133, SLG: 0.123             |                |               |               |     |   |                        |   |                    |   |              |    |     |                   | 1  | 0 | 0 | 0   | 1  | 1  | 0   |
| Jim Beauchamp, R (8, PH)<br>OBP: 0.343, SLG: 0.328           |                |               |               |     |   |                        |   |                    |   |              |    |     |                   | 1  | 0 | 1 | 0   | 0  | 0  | 0   |
| Ted Martinez, R (8, PR)<br>OBP: 0.244, SLG: 0.308            |                |               |               |     |   |                        |   |                    |   |              |    |     |                   | 0  | 1 | 0 | 0   | 0  | 0  | 0   |
| Harry Parker, R (9, 1)<br>OBP: 0.143, SLG: 0.143             |                |               |               |     |   |                        |   |                    |   |              |    |     |                   | 0  | 0 | 0 | 0   | 0  | 0  | 0   |
| Duffy Dyer, R (9, PH)<br>OBP: 0.240, SLG: 0.243              |                |               |               |     |   |                        |   |                    |   |              |    |     |                   | 1  | 0 | 1 | 1   | 0  | 0  | 0   |
| Greg Harts, L (9, PR)<br>OBP: 0.500, SLG: 0.500              |                |               |               |     |   |                        |   |                    |   |              |    |     |                   | 0  | 0 | 0 | 0   | 0  | 0  | 0   |
| Ray Sadecki, L (10, 1)<br>OBP: 0.228, SLG: 0.290             |                |               |               |     |   |                        |   |                    |   |              |    |     |                   | 1  | 0 | 0 | 0   | 0  | 0  | 2   |

| Inning Stats                           | R: 0 | H: 0 | E: 0 | LOB: 0 | K: 1 | S: 4 | P: 8 | R: 0 | H: 0 | E: 0 | LOB: 0 | K: 0 | S: 3 | P: 7 | R: 0 | H: 1  | E: 0  | LOB: 1 | K: 1 | S: 6 | P: 6 | R: 0 | H: 0 | E: 0 | LOB: 0 | K: 0 | S: 3 | P: 3 | R: 0 | H: 0 | E: 0 | LOB: 0 | K: 1 | S: 5 | P: 5 | R: 1 | H: 2 | E: 0 | LOB: 2 | K: 1 | S: 7 | P: 11 | R: 0 | H: 0 | E: 0 | LOB: 0 | K: 0 | S: 3 | P: 3 | R: 1 | H: 2 | E: 1 | LOB: 2 | K: 0 | S: 5 | P: 9 | R: 1 | H: 2 | E: 0 | LOB: 2 | K: 2 | S: 9 | P: 9 | R: 0 | H: 0 | E: 0 | LOB: 0 | K: 1 | S: 5 | P: 5 | R: 0 | H: 1 | E: 0 | LOB: 1 | K: 1 | S: 6 | P: 6 | R: 1 | H: 1 | E: 0 | LOB: 2 | K: 0 | S: 2 | P: 10 | 1B: 8 | SF: 0 | 2B: 1 | SAC: 3 | 3B: 0 | DP: 1 | HR: 0 | HBP: 0 | WP: 0 | PA: 53 |
|--|------|------|------|--------|------|------|------|------|------|------|--------|------|------|------|------|-------|-------|--------|------|------|------|------|------|------|--------|------|------|------|------|------|------|--------|------|------|------|------|------|------|--------|------|------|-------|------|------|------|--------|------|------|------|------|------|------|--------|------|------|------|------|------|------|--------|------|------|------|------|------|------|--------|------|------|------|------|------|------|--------|------|------|------|------|------|------|--------|------|------|-------|-------|-------|-------|--------|-------|-------|-------|--------|-------|--------|
| PITCHER                                | IP   | WLS  | BF   | H      | R    | ER   | SO   | BB   | IBB  | HBP  | BLK    | WP   | HR   | S    | P    | ERA   | WHIP  |        |      |      |      |      |      |      |        |      |      |      |      |      |      |        |      |      |      |      |      |      |        |      |      |       |      |      |      |        |      |      |      |      |      |      |        |      |      |      |      |      |      |        |      |      |      |      |      |      |        |      |      |      |      |      |      |        |      |      |      |      |      |      |        |      |      |       |       |       |       |        |       |       |       |        |       |        |
| Jim Rooker, L (1, 1)<br>ERA: 2.93      | 8.0  |      | 32   | 5      | 2    | 2    | 4    | 3    | 1    | 0    | 0      | 0    | 0    | 36   | 52   | 2.25  | 1.000 |        |      |      |      |      |      |      |        |      |      |      |      |      |      |        |      |      |      |      |      |      |        |      |      |       |      |      |      |        |      |      |      |      |      |      |        |      |      |      |      |      |      |        |      |      |      |      |      |      |        |      |      |      |      |      |      |        |      |      |      |      |      |      |        |      |      |       |       |       |       |        |       |       |       |        |       |        |
| Bob Johnson, R (9, 1)<br>ERA: 3.83     | 0.1  |      | 2    | 1      | 1    | 1    | 0    | 0    | 0    | 0    | 0      | 0    | 0    | 2    | 2    | 27.00 | 3.000 |        |      |      |      |      |      |      |        |      |      |      |      |      |      |        |      |      |      |      |      |      |        |      |      |       |      |      |      |        |      |      |      |      |      |      |        |      |      |      |      |      |      |        |      |      |      |      |      |      |        |      |      |      |      |      |      |        |      |      |      |      |      |      |        |      |      |       |       |       |       |        |       |       |       |        |       |        |
| Ramon Hernandez, L (9, 1)<br>ERA: 2.56 | 0.2  |      | 3    | 1      | 0    | 0    | 2    | 0    | 0    | 0    | 1      | 0    | 0    | 7    | 7    | 0.00  | 1.500 |        |      |      |      |      |      |      |        |      |      |      |      |      |      |        |      |      |      |      |      |      |        |      |      |       |      |      |      |        |      |      |      |      |      |      |        |      |      |      |      |      |      |        |      |      |      |      |      |      |        |      |      |      |      |      |      |        |      |      |      |      |      |      |        |      |      |       |       |       |       |        |       |       |       |        |       |        |
| Jim McKee, R (10, 1)<br>ERA: 5.4       | 1.1  |      | 5    | 0      | 0    | 0    | 1    | 1    | 0    | 0    | 0      | 0    | 0    | 6    | 10   | 0.00  | 0.750 |        |      |      |      |      |      |      |        |      |      |      |      |      |      |        |      |      |      |      |      |      |        |      |      |       |      |      |      |        |      |      |      |      |      |      |        |      |      |      |      |      |      |        |      |      |      |      |      |      |        |      |      |      |      |      |      |        |      |      |      |      |      |      |        |      |      |       |       |       |       |        |       |       |       |        |       |        |
| Luke Walker, L (11, 1)<br>ERA: 4.6     | 1.2  | L    | 9    | 1      | 1    | 1    | 1    | 2    | 1    | 0    | 0      | 0    | 0    | 8    | 20   | 5.40  | 1.800 |        |      |      |      |      |      |      |        |      |      |      |      |      |      |        |      |      |      |      |      |      |        |      |      |       |      |      |      |        |      |      |      |      |      |      |        |      |      |      |      |      |      |        |      |      |      |      |      |      |        |      |      |      |      |      |      |        |      |      |      |      |      |      |        |      |      |       |       |       |       |        |       |       |       |        |       |        |
| PITCHER                                | IP   | WLS  | BF   | H      | R    | ER   | SO   | BB   | IBB  | HBP  | BLK    | WP   | HR   | S    | P    | ERA   | WHIP  |        |      |      |      |      |      |      |        |      |      |      |      |      |      |        |      |      |      |      |      |      |        |      |      |       |      |      |      |        |      |      |      |      |      |      |        |      |      |      |      |      |      |        |      |      |      |      |      |      |        |      |      |      |      |      |      |        |      |      |      |      |      |      |        |      |      |       |       |       |       |        |       |       |       |        |       |        |
| Dave Giusti, R (13, 1)<br>ERA: 2.64    | 0.1  |      | 2    | 1      | 0    | 0    | 0    | 0    | 0    | 0    | 0      | 0    | 0    | 2    | 2    | 0.00  | 3.000 |        |      |      |      |      |      |      |        |      |      |      |      |      |      |        |      |      |      |      |      |      |        |      |      |       |      |      |      |        |      |      |      |      |      |      |        |      |      |      |      |      |      |        |      |      |      |      |      |      |        |      |      |      |      |      |      |        |      |      |      |      |      |      |        |      |      |       |       |       |       |        |       |       |       |        |       |        |

**Pittsburgh Pirates @ New York Mets**  
 Shea Stadium, Flushing, NY  
 Thu Sep 20 1973, 7:05 PM EDT  
 Att: 24,855 - Unknown

|     |    |
|-----|----|
| AB  | 42 |
| R   | 4  |
| H   | 9  |
| RBI | 3  |
| BB  | 8  |
| SO  | 8  |
| LOB | 22 |



| Batter   | 1                            | 2                               | 3                            | 4                               | 5                            | 6                               | 7                            | 8                               | 9                            | AB R H RBI BB SO LOB            | TOP   |                              |                                  |                              |                                 |                              |                                 |                                  |                                    |                                  |        |  |
|--|------------------------------|---------------------------------|------------------------------|---------------------------------|------------------------------|---------------------------------|------------------------------|---------------------------------|------------------------------|---------------------------------|---|------------------------------|----------------------------------|------------------------------|---------------------------------|------------------------------|---------------------------------|----------------------------------|------------------------------------|----------------------------------|--------|--|
| Dave Cash, R (1, 4)<br>OBP: 0.325, SLG: 0.334          | 0-0<br>L4                    |                                 | 0-0<br>5-3                   |                                 |                              | 0-0<br>FC1-6<br>1B              |                              | 0-0<br>6-3                      |                              | 4 0 1 0 0 0 0                   | <b>Pittsburgh Pirates @ New York Mets</b><br><b>Shea Stadium, Flushing, NY</b><br>Fri Sep 21 1973, 7:05 PM EDT<br>Att. 51,381 - Unknown |                              |                                  |                              |                                 |                              |                                 |                                  |                                    |                                  |        |  |
| Dave Parker, L (1, 8)<br>OBP: 0.287, SLG: 0.444        | 0-3<br>K                     |                                 | 0-0<br>4-3                   |                                 |                              | 0-0<br>FC1-6<br>1-2f            |                              | 0-0<br>1B                       |                              | 4 0 1 0 0 1 1                   |   |                              |                                  |                              |                                 |                              |                                 |                                  |                                    |                                  |        |  |
| Al Oliver, L (1, 3)<br>OBP: 0.314, SLG: 0.458          | 0-3<br>K                     |                                 |                              |                                 |                              | 0-0<br>FC4-6<br>WP<br>1-2f      |                              | 0-0<br>F8                       |                              | 4 0 1 0 0 1 2                   |   |                              |                                  |                              |                                 |                              |                                 |                                  |                                    |                                  |        |  |
| Willie Stargell, L (1, 7)<br>OBP: 0.384, SLG: 0.650    |                              |                                 |                              |                                 |                              | 0-0<br>1B                       |                              | 0-0<br>F8                       |                              | 3 0 0 0 1 1 3                   |   |                              |                                  |                              |                                 |                              |                                 |                                  |                                    |                                  |        |  |
| Richie Hebner, L (1, 5)<br>OBP: 0.352, SLG: 0.493      |                              |                                 |                              |                                 |                              | 0-0<br>F8                       |                              | 0-0<br>FC3-6<br>BB              |                              | 4 1 0 0 0 0 2                   |   |                              |                                  |                              |                                 |                              |                                 |                                  |                                    |                                  |        |  |
| Richie Zisk, R (1, 9)<br>OBP: 0.380, SLG: 0.542        |                              |                                 |                              |                                 |                              | 0-0<br>F5                       |                              | 0-0<br>K                        |                              | 4 1 1 1 0 3 1                   |   |                              |                                  |                              |                                 |                              |                                 |                                  |                                    |                                  |        |  |
| Milt May, L (1, 2)<br>OBP: 0.352, SLG: 0.387           |                              |                                 |                              |                                 |                              | 0-3<br>K                        |                              | 0-0<br>K                        |                              | 2 0 0 1 1 0 0                   |   |                              |                                  |                              |                                 |                              |                                 |                                  |                                    |                                  |        |  |
| Dal Maxvill, R (1, 6)<br>OBP: 0.271, SLG: 0.242        |                              |                                 |                              |                                 |                              | 0-0<br>F8                       |                              | 4-0<br>1B<br>BB                 |                              | 2 0 0 0 0 1 0                   |   |                              |                                  |                              |                                 |                              |                                 |                                  |                                    |                                  |        |  |
| Gene Clines, R (7, PH)<br>OBP: 0.318, SLG: 0.326       |                              |                                 |                              |                                 |                              | 0-0<br>K                        |                              | 0-0<br>2-3                      |                              | 1 0 1 0 0 0 0                   |   |                              |                                  |                              |                                 |                              |                                 |                                  |                                    |                                  |        |  |
| Jackie Hernandez, R (7, 6)<br>OBP: 0.292, SLG: 0.324   |                              |                                 |                              |                                 |                              | 0-0<br>K                        |                              | 0-0<br>1B                       |                              | 0 0 0 0 0 0 0                   |   |                              |                                  |                              |                                 |                              |                                 |                                  |                                    |                                  |        |  |
| Steve Blass, R (1, 1)<br>OBP: 0.417, SLG: 0.500        |                              |                                 |                              |                                 |                              | 0-0<br>K                        |                              | 0-0<br>F2                       |                              | 0 0 0 0 0 0 0                   |    |                              |                                  |                              |                                 |                              |                                 |                                  |                                    |                                  |        |  |
| Chris Zachary, L (1, 1)<br>OBP: 0.230, SLG: 0.273      |                              |                                 |                              |                                 |                              | 0-3<br>K                        |                              |                                 |                              | 1 0 0 0 0 1 0                   |   |                              |                                  |                              |                                 |                              |                                 |                                  |                                    |                                  |        |  |
| John Morlan, R (3, 1)<br>OBP: 0.287, SLG: 0.349        |                              |                                 |                              |                                 |                              | 0-0<br>6-3                      |                              |                                 |                              | 0 0 0 0 0 0 0                   |   |                              |                                  |                              |                                 |                              |                                 |                                  |                                    |                                  |        |  |
| Fernando Gonzalez, R (5, PH)<br>OBP: 0.287, SLG: 0.349 |                              |                                 |                              |                                 |                              |                                 |                              |                                 |                              | 1 0 0 0 0 0 0                   |   |                              |                                  |                              |                                 |                              |                                 |                                  |                                    |                                  |        |  |
| Bob Johnson, L (5, 1)<br>OBP: 0.331, SLG: 0.389        |                              |                                 |                              |                                 |                              |                                 |                              |                                 |                              | 0 0 0 0 0 0 0                   |   |                              |                                  |                              |                                 |                              |                                 |                                  |                                    |                                  |        |  |
| Bob Robertson, R (7, PH)<br>OBP: 0.331, SLG: 0.389     |                              |                                 |                              |                                 |                              |                                 |                              |                                 |                              | 1 0 0 0 0 0 2                   |   |                              |                                  |                              |                                 |                              |                                 |                                  |                                    |                                  |        |  |
| Jim Foor, L (7, 1)<br>OBP: 0.331, SLG: 0.389           |                              |                                 |                              |                                 |                              |                                 |                              |                                 |                              | 0 0 0 0 0 0 0                   |   |                              |                                  |                              |                                 |                              |                                 |                                  |                                    |                                  |        |  |
| John Lamb, R (8, 1)                                    |                              |                                 |                              |                                 |                              |                                 |                              |                                 |                              | 0 0 0 0 0 0 0                   |   |                              |                                  |                              |                                 |                              |                                 |                                  |                                    |                                  |        |  |
| <b>Inning Stats</b>                                    | R: 0<br>E: 0<br>K: 2<br>S: 7 | H: 0<br>LOB: 0<br>BB: 0<br>P: 7 | R: 2<br>E: 0<br>K: 0<br>S: 4 | H: 1<br>LOB: 0<br>BB: 1<br>P: 8 | R: 0<br>E: 0<br>K: 1<br>S: 5 | H: 0<br>LOB: 0<br>BB: 0<br>P: 5 | R: 0<br>E: 0<br>K: 1<br>S: 6 | H: 1<br>LOB: 1<br>BB: 0<br>P: 6 | R: 0<br>E: 0<br>K: 1<br>S: 5 | H: 0<br>LOB: 0<br>BB: 0<br>P: 5 |   | R: 0<br>E: 0<br>K: 1<br>S: 6 | H: 1<br>LOB: 2<br>BB: 1<br>P: 10 | R: 0<br>E: 0<br>K: 0<br>S: 4 | H: 1<br>LOB: 1<br>BB: 0<br>P: 4 | R: 0<br>E: 0<br>K: 1<br>S: 5 | H: 0<br>LOB: 0<br>BB: 0<br>P: 5 | 1B: 4<br>2B: 0<br>3B: 1<br>HR: 0 | SF: 1<br>SAC: 0<br>DP: 0<br>HBP: 0 | WP: 2<br>PB: 0<br>SB: 0<br>CS: 0 | PA: 34 |  |
| <b>PITCHER</b><br>Tom Seaver, R (1, 1)<br>ERA: 1.88    | IP<br>9.0                    | WLS<br>W                        | BF<br>34                     | H<br>5                          | R<br>2                       | ER<br>2                         | SO<br>8                      | BB<br>2                         | IBB<br>0                     | HBP<br>0                        | BLK<br>0  | WP<br>1                      | HR<br>0                          | S<br>48                      | P<br>56                         | ERA<br>2.00                  | WHIP<br>0.778                   |                                  |                                    |                                  |        |  |
| <b>PITCHER</b>   | IP                           | WLS                             | BF                           | H                               | R                            | ER                              | SO                           | BB                              | IBB                          | HBP                             | BLK   | WP                           | HR                               | S                            | P                               | ERA                          | WHIP                            |                                  |                                    |                                  |        |  |

livebaseballscorecards.com

| Batter  | 1                     | 2          | 3               | 4                     | 5          | 6         | 7               | 8                     | 9 | AB R H RBI BB SO LOB |
|---|-----------------------|------------|-----------------|-----------------------|------------|-----------|-----------------|-----------------------|---|----------------------|
| Wayne Garrett, L (1, 5)<br>OBP: 0.337, SLG: 0.380 | 0-0<br>1B<br>2B<br>1B | 0-0<br>F8  |                 | 0-0<br>SH3-4<br>1B    |            | 0-0<br>HR |                 | 0-0<br>F9<br>1-3      |   | 5 2 3 1 0 0 1        |
| Felix Millan, R (1, 4)<br>OBP: 0.332, SLG: 0.357  | 0-0<br>F5             | 0-0<br>5-3 |                 | 0-0<br>SH3-4<br>1-2   |            | 0-0<br>F7 |                 | 0-0<br>HR<br>1B       |   | 4 1 1 1 0 0 1        |
| Rusty Staub, L (1, 9)<br>OBP: 0.357, SLG: 0.419   | 0-0<br>2B<br>1B       |            | 0-0<br>4-3      | 4-0<br>G4-6-3<br>BB   |            | 0-0<br>F5 |                 | 0-0<br>HR<br>1B       |   | 4 2 2 2 1 0 0        |
| John Milner, L (1, 3)<br>OBP: 0.333, SLG: 0.452   | 0-0<br>P3             |            | 0-0<br>HR       | 0-0<br>G4-6-3<br>1-2f |            |           | 0-0<br>4-3      | 0-3<br>K              |   | 5 1 1 1 0 1 4        |
| Cleon Jones, R (1, 7)<br>OBP: 0.309, SLG: 0.369   | 0-0<br>2B<br>2B       |            | 0-0<br>1B<br>1B |                       | 0-0<br>6-3 |           | 0-0<br>E6<br>2B | 0-3<br>K              |   | 5 2 2 2 0 1 0        |
| Dave Schneck, L (1, 8)<br>OBP: 0.222, SLG: 0.269  | 4-0<br>2B<br>IBB      |            | 0-0<br>F7       |                       | 0-0<br>F9  |           | 0-0<br>L9       |                       |   | 2 1 0 0 1 0 1        |
| Don Hahn, R (6, 8)<br>OBP: 0.288, SLG: 0.293      |                       |            |                 |                       |            |           |                 |                       |   | 1 0 0 0 0 0 1        |
| Jerry Grote, R (1, 2)<br>OBP: 0.289, SLG: 0.317   | 0-0<br>2B             |            | 0-0<br>1B<br>1B |                       | 4-0<br>BB  |           | 0-0<br>2B       |                       |   | 3 0 3 2 1 0 0        |
| Bud Harrelson, S (1, 6)<br>OBP: 0.348, SLG: 0.306 | 0-0<br>G3             |            | 0-0<br>1B       |                       | 0-0<br>F8  |           | 0-3<br>K        |                       |   | 4 0 1 1 0 1 4        |
| Tom Seaver, R (1, 1)<br>OBP: 0.216, SLG: 0.233    |                       | 0-3<br>K   | 0-0<br>F3       |                       |            | 0-0<br>P3 |                 | 4-0<br>F9<br>1B<br>BB |   | 3 1 0 0 1 1 2        |

| Inning Stats | R: 4<br>E: 0<br>K: 0<br>S: 7 | H: 4<br>LOB: 1<br>BB: 1<br>P: 11 | R: 0<br>E: 0<br>K: 1<br>S: 5 | H: 0<br>LOB: 0<br>BB: 0<br>P: 5 | R: 2<br>E: 0<br>K: 0<br>S: 7 | H: 4<br>LOB: 2<br>BB: 0<br>P: 7 | R: 0<br>E: 0<br>K: 0<br>S: 3 | H: 1<br>LOB: 1<br>BB: 1<br>P: 7 | R: 0<br>E: 0<br>K: 0<br>S: 3 | H: 0<br>LOB: 1<br>BB: 1<br>P: 7 | R: 1<br>E: 0<br>K: 0<br>S: 4 | H: 1<br>LOB: 0<br>BB: 0<br>P: 4 | R: 0<br>E: 1<br>K: 1<br>S: 7 | H: 1<br>LOB: 2<br>BB: 0<br>P: 7 | R: 3<br>E: 0<br>K: 2<br>S: 9 | H: 2<br>LOB: 0<br>BB: 1<br>P: 13 |
|--------------|------------------------------|----------------------------------|------------------------------|---------------------------------|------------------------------|---------------------------------|------------------------------|---------------------------------|------------------------------|---------------------------------|------------------------------|---------------------------------|------------------------------|---------------------------------|------------------------------|----------------------------------|
|--------------|------------------------------|----------------------------------|------------------------------|---------------------------------|------------------------------|---------------------------------|------------------------------|---------------------------------|------------------------------|---------------------------------|------------------------------|---------------------------------|------------------------------|---------------------------------|------------------------------|----------------------------------|

| PITCHER                              | IP  | WLS | BF | H | R | ER | SO | BB | IBB | HBP | BLK | WP | HR | S  | P  | ERA   | WHIP  |
|--------------------------------------|-----|-----|----|---|---|----|----|----|-----|-----|-----|----|----|----|----|-------|-------|
| Steve Blass, R (1, 1)<br>ERA: 9.85   | 0.2 | L   | 7  | 4 | 4 | 4  | 0  | 0  | 0   | 0   | 0   | 0  | 0  | 6  | 10 | 54.00 | 6.000 |
| Chris Zachary, R (1, 1)<br>ERA: 2.35 | 2.0 |     | 10 | 4 | 2 | 2  | 1  | 0  | 0   | 0   | 0   | 0  | 1  | 12 | 12 | 9.00  | 2.000 |
| John Morlan, R (3, 1)<br>ERA: 3.92   | 1.1 |     | 5  | 1 | 0 | 0  | 0  | 1  | 0   | 0   | 0   | 0  | 0  | 4  | 8  | 0.00  | 1.500 |
| Bob Johnson, R (5, 1)<br>ERA: 3.84   | 2.0 |     | 8  | 1 | 1 | 1  | 0  | 1  | 0   | 0   | 0   | 0  | 1  | 7  | 11 | 4.50  | 1.000 |
| Jim Foor, L (7, 1)<br>ERA:           | 1.0 |     | 5  | 1 | 0 | 0  | 1  | 0  | 0   | 0   | 0   | 0  | 0  | 7  | 7  | 0.00  | 1.000 |


**BOTTOM**

**Pittsburgh Pirates @ New York Mets**  
Shea Stadium, Flushing, NY

Fri Sep 21 1973, 7:05 PM EDT  
Att. 51,381 - Unknown

|     |    |
|-----|----|
| AB  | 36 |
| R   | 10 |
| H   | 13 |
| RBI | 10 |
| BB  | 4  |
| SO  | 4  |
| LOB | 14 |

WP: 1 PA: 41  
PB: 0 SB: 0  
CS: 0



| PITCHER                          | IP  | WLS | BF | H | R | ER | SO | BB | IBB | HBP | BLK | WP | HR | S | P  | ERA   | WHIP  |
|----------------------------------|-----|-----|----|---|---|----|----|----|-----|-----|-----|----|----|---|----|-------|-------|
| John Lamb, R (8, 1)<br>ERA: 6.07 | 1.0 |     | 6  | 2 | 3 | 3  | 2  | 1  | 0   | 0   | 0   | 1  | 1  | 9 | 13 | 27.00 | 3.000 |

| Batter   | 1  | 2                               | 3                            | 4                               | 5  | 6                               | 7                            | 8                               | 9                            | AB R H RBI BB SO LOB            | TOP                          |                                 |                              |                                 |                              |                                 |                                  |                                    |                                  |        |
|--|--|---------------------------------|------------------------------|---------------------------------|--|---------------------------------|------------------------------|---------------------------------|------------------------------|---------------------------------|------------------------------|---------------------------------|------------------------------|---------------------------------|------------------------------|---------------------------------|----------------------------------|------------------------------------|----------------------------------|--------|
| Lou Brock, L (1, 7)<br>OBP: 0.360, SLG: 0.384        | 0-3<br>K   |                                 | 0-0<br>F8                    |                                 |  | 0-0<br>5-3                      |                              | 0-0<br>1-4-3                    |                              | 4 0 0 0 0 1 1                   |                              |                                 |                              |                                 |                              |                                 |                                  |                                    |                                  |        |
| Ted Sizemore, R (1, 4)<br>OBP: 0.357, SLG: 0.325     | 0-3<br>K   |                                 |                              | 0-0<br>F5                       |  | 0-0<br>4-3                      |                              | 0-0<br>F8                       |                              | 4 0 0 0 0 1 0                   |                              |                                 |                              |                                 |                              |                                 |                                  |                                    |                                  |        |
| Tommie Agee, R (1, 8)<br>OBP: 0.286, SLG: 0.398      | 0-3<br>K   |                                 |                              | 0-3<br>K                        |  |                                 | 0-0<br>F8                    | 0-0<br>1B                       |                              | 4 0 1 0 0 2 0                   |                              |                                 |                              |                                 |                              |                                 |                                  |                                    |                                  |        |
| Ted Simmons, S (1, 2)<br>OBP: 0.366, SLG: 0.433      |  | 0-0<br>F8                       |                              | 4-0<br>FC5-4<br>BB              |  | 0-0<br>1B                       |                              | 0-0<br>P4                       |                              | 3 0 1 0 1 0 1                   |                              |                                 |                              |                                 |                              |                                 |                                  |                                    |                                  |        |
| Joe Torre, R (1, 3)<br>OBP: 0.377, SLG: 0.404        |  | 0-0<br>4-3                      |                              | 0-0<br>FC5-4<br>1-2f            |  | 0-3<br>K                        |                              | 0-0<br>F8                       |                              | 4 0 0 0 0 1 3                   |                              |                                 |                              |                                 |                              |                                 |                                  |                                    |                                  |        |
| Luis Melendez, R (1, 9)<br>OBP: 0.317, SLG: 0.332    |  | 0-0<br>F9                       |                              |                                 | 0-0<br>2-3   |                                 | 0-0<br>1B                    |                                 |                              | 3 0 1 0 0 0 0                   |                              |                                 |                              |                                 |                              |                                 |                                  |                                    |                                  |        |
| Ken Reitz, R (1, 5)<br>OBP: 0.256, SLG: 0.338        |  |                                 | 0-0<br>2B                    |                                 | 0-0<br>F3  |                                 | 0-0<br>6-3                   |                                 |                              | 3 0 1 0 0 0 2                   |                              |                                 |                              |                                 |                              |                                 |                                  |                                    |                                  |        |
| Mike Tyson, R (1, 6)<br>OBP: 0.276, SLG: 0.295       |  |                                 | 0-3<br>K                     |                                 | 0-0<br>F8  |                                 | 0-3<br>K                     |                                 |                              | 3 0 0 0 0 2 1                   |                              |                                 |                              |                                 |                              |                                 |                                  |                                    |                                  |        |
| Reggie Cleveland, R (1, 1)<br>OBP: 0.276, SLG: 0.292 |  |                                 | 0-3<br>K                     |                                 |  | 0-0<br>F2                       |                              | 0-3<br>K                        |                              | 2 0 0 0 0 1 1                   |                              |                                 |                              |                                 |                              |                                 |                                  |                                    |                                  |        |
| Tom Heintzelman, R (8, PH)<br>OBP: 0.355, SLG: 0.286 |  |                                 |                              |                                 |  |                                 |                              |                                 |                              | 1 0 0 0 0 1 0                   |                              |                                 |                              |                                 |                              |                                 |                                  |                                    |                                  |        |
| Al Hrabosky, R (8, 1)                                |  |                                 |                              |                                 |  |                                 |                              |                                 |                              | 0 0 0 0 0 0 0                   |                              |                                 |                              |                                 |                              |                                 |                                  |                                    |                                  |        |
| <b>Inning Stats</b>                                  | R: 0<br>E: 0<br>K: 3<br>S: 9   | H: 0<br>LOB: 0<br>BB: 0<br>P: 9 | R: 0<br>E: 0<br>K: 0<br>S: 3 | H: 0<br>LOB: 0<br>BB: 0<br>P: 3 | R: 0<br>E: 0<br>K: 2<br>S: 8   | H: 1<br>LOB: 1<br>BB: 0<br>P: 8 | R: 0<br>E: 0<br>K: 1<br>S: 5 | H: 0<br>LOB: 1<br>BB: 1<br>P: 9 | R: 0<br>E: 0<br>K: 0<br>S: 3 | H: 0<br>LOB: 0<br>BB: 0<br>P: 3 | R: 0<br>E: 0<br>K: 1<br>S: 7 | H: 2<br>LOB: 2<br>BB: 0<br>P: 7 | R: 0<br>E: 0<br>K: 2<br>S: 7 | H: 0<br>LOB: 0<br>BB: 0<br>P: 7 | R: 0<br>E: 0<br>K: 0<br>S: 4 | H: 1<br>LOB: 1<br>BB: 0<br>P: 4 | 1B: 3<br>2B: 1<br>3B: 0<br>HR: 0 | SF: 0<br>SAC: 0<br>DP: 0<br>HBP: 0 | WP: 0<br>PB: 0<br>SB: 0<br>CS: 0 | PA: 32 |
| <b>PITCHER</b><br>Jon Matlack, L (1, 1)<br>ERA: 3.27 | IP: 9.0<br>WLS: W<br>BF: 32<br>H: 4<br>R: 0<br>ER: 0<br>SO: 9<br>BB: 1 |                                 |                              |                                 | IP: 9.0<br>WLS: W<br>BF: 32<br>H: 4<br>R: 0<br>ER: 0<br>SO: 9<br>BB: 1 |                                 |                              |                                 |                              |                                 |                              |                                 |                              |                                 |                              |                                 | ERA: 3.27                        | WHIP: 0.556                        |                                  |        |

St. Louis Cardinals @ New York Mets  
 Shea Stadium, Flushing, NY  
 Sat Sep 22 1973, 3:33 AM EDT  
 Att: 24,251 - Unknown

livebaseballscorecards.com

|     |    |
|-----|----|
| AB  | 31 |
| R   | 0  |
| H   | 4  |
| RBI | 0  |
| BB  | 1  |
| SO  | 9  |
| LOB | 9  |



| Batter  | 1          | 2             | 3               | 4               | 5         | 6          | 7                  | 8            | 9 | AB | R | H | RBI | BB | SO | LOB |
|---|------------|---------------|-----------------|-----------------|-----------|------------|--------------------|--------------|---|----|---|---|-----|----|----|-----|
| Wayne Garrett, L (1, 5)<br>OBP: 0.337, SLG: 0.386 | 0-0<br>G3  |               | 0-0<br>HR       |                 | 0-0<br>F9 |            |                    | 0-0<br>SH1-4 |   | 3  | 1 | 1 | 2   | 0  | 0  | 0   |
| Felix Millan, R (1, 4)<br>OBP: 0.331, SLG: 0.356  | 0-0<br>6-3 |               | 0-0<br>6-3      |                 |           | 0-0<br>4-3 |                    | 4-0<br>IBB   |   | 3  | 0 | 0 | 0   | 1  | 0  | 0   |
| Rusty Staub, L (1, 9)<br>OBP: 0.356, SLG: 0.418   | 0-3<br>K   |               |                 | 0-0<br>1B<br>1B |           | 0-0<br>F8  |                    | 0-3<br>K     |   | 4  | 0 | 1 | 0   | 0  | 2  | 2   |
| John Milner, L (1, 3)<br>OBP: 0.334, SLG: 0.450   |            | 4-0<br>BB     |                 | 0-0<br>F3       |           | 4-0<br>BB  |                    | 0-3<br>K     |   | 2  | 0 | 0 | 0   | 2  | 1  | 3   |
| Cleon Jones, R (1, 7)<br>OBP: 0.307, SLG: 0.366   |            | 0-3<br>K      |                 | 0-0<br>F9       |           | 0-0<br>F8  |                    |              |   | 3  | 0 | 0 | 0   | 0  | 1  | 3   |
| Dave Schneck, L (1, 8)<br>OBP: 0.233, SLG: 0.276  |            | 0-0<br>G6-4-3 |                 | 0-0<br>1B       |           |            | 0-0<br>L6          |              |   | 3  | 0 | 1 | 0   | 0  | 0  | 1   |
| Don Hahn, R (8, 8)<br>OBP: 0.288, SLG: 0.293      |            | 1-2<br>1-2f   |                 | 1-2<br>1B       |           |            |                    |              |   | 0  | 0 | 0 | 0   | 0  | 0  | 0   |
| Jerry Grote, R (1, 2)<br>OBP: 0.286, SLG: 0.313   |            |               | 0-0<br>5-3      |                 | 0-0<br>F8 |            | 0-3<br>K           |              |   | 3  | 0 | 0 | 0   | 0  | 1  | 2   |
| Bud Harrelson, S (1, 6)<br>OBP: 0.348, SLG: 0.307 |            |               | 0-0<br>HR<br>1B |                 | 0-0<br>F8 |            | 0-3<br>K           |              |   | 3  | 1 | 1 | 0   | 0  | 1  | 0   |
| Jon Matlack, L (1, 1)<br>OBP: 0.276, SLG: 0.141   |            |               | 0-3<br>K        |                 | 0-3<br>K  |            | 4-0<br>SH1-4<br>BB |              |   | 2  | 0 | 0 | 0   | 1  | 2  | 1   |

| Inning Stats | R: 0 | H: 0 | E: 0 | LOB: 0 | K: 1 | BB: 0 | S: 5 | P: 5 | R: 0 | H: 0 | E: 0 | LOB: 0 | K: 1 | BB: 1 | S: 4 | P: 8 | R: 2 | H: 2 | E: 0 | LOB: 0 | K: 1 | BB: 0 | S: 7 | P: 7 | R: 0 | H: 2 | E: 0 | LOB: 2 | K: 0 | BB: 0 | S: 5 | P: 5 | R: 0 | H: 0 | E: 0 | LOB: 0 | K: 1 | BB: 0 | S: 5 | P: 5 | R: 0 | H: 0 | E: 0 | LOB: 1 | K: 0 | BB: 1 | S: 3 | P: 7 | R: 0 | H: 0 | E: 0 | LOB: 0 | K: 2 | BB: 0 | S: 7 | P: 7 | R: 0 | H: 0 | E: 0 | LOB: 2 | K: 2 | BB: 2 | S: 7 | P: 15 |
|--------------|------|------|------|--------|------|-------|------|------|------|------|------|--------|------|-------|------|------|------|------|------|--------|------|-------|------|------|------|------|------|--------|------|-------|------|------|------|------|------|--------|------|-------|------|------|------|------|------|--------|------|-------|------|------|------|------|------|--------|------|-------|------|------|------|------|------|--------|------|-------|------|-------|
|--------------|------|------|------|--------|------|-------|------|------|------|------|------|--------|------|-------|------|------|------|------|------|--------|------|-------|------|------|------|------|------|--------|------|-------|------|------|------|------|------|--------|------|-------|------|------|------|------|------|--------|------|-------|------|------|------|------|------|--------|------|-------|------|------|------|------|------|--------|------|-------|------|-------|


| PITCHER                                 | IP  | WLS | BF | H | R | ER | SO | BB | IBB | HBP | BLK | WP | HR | S  | P  | ERA  | WHIP  |
|---|-----|-----|----|---|---|----|----|----|-----|-----|-----|----|----|----|----|------|-------|
| Reggie Cleveland, R (1, 1)<br>ERA: 3.14 | 7.0 | L   | 26 | 4 | 2 | 2  | 6  | 2  | 0   | 0   | 0   | 0  | 1  | 36 | 44 | 2.57 | 0.857 |
| Al Hrabosky, L (8, 1)<br>ERA: 1.8       | 1.0 |     | 5  | 0 | 0 | 0  | 2  | 1  | 1   | 0   | 0   | 0  | 0  | 7  | 15 | 0.00 | 1.000 |

**BOTTOM**

**St. Louis Cardinals @ New York Mets**  
 Shea Stadium, Flushing, NY  
 Sat Sep 22 1973, 3:33 AM EDT  
 Att. 24,251 - Unknown

|     |    |
|-----|----|
| AB  | 26 |
| R   | 2  |
| H   | 4  |
| RBI | 2  |
| BB  | 4  |
| SO  | 8  |
| LOB | 12 |

livebaseballscorecards.com



|       |        |
|-------|--------|
| WP: 0 | PA: 31 |
| PB: 0 | CS: 0  |
| SB: 1 |        |






| Batter  | 1                        | 2            | 3                       | 4            | 5                         | 6                         | 7                    | 8          | 9 | AB | R | H | RBI | BB | SO | LOB |
|---|--------------------------|--------------|-------------------------|--------------|---------------------------|---------------------------|----------------------|------------|---|----|---|---|-----|----|----|-----|
| Wayne Garrett, L (1, 5)<br>OBP: 0.341, SLG: 0.392 | 4-0<br>FC4-6 1B<br>BB    |              | 4-0<br>BB BB<br>SF8 BB  |              | X 0-0<br>SH1-4<br>1B      | X 0-0<br>1-H<br>3-H<br>3B |                      | 0-3<br>K   |   | 3  | 2 | 2 | 2   | 2  | 1  | 0   |
| Felix Millan, R (1, 4)<br>OBP: 0.334, SLG: 0.356  | 0-0<br>FC4-6<br>1-2 1B   |              | 4-0<br>WP BB<br>1-2 BB  |              | X 0-0<br>SH1-4<br>1-2     | 4-0<br>IBB                |                      | 0-0<br>4-3 |   | 2  | 0 | 1 | 0   | 2  | 0  | 0   |
| Rusty Staub, L (1, 9)<br>OBP: 0.358, SLG: 0.418   | 0-0<br>FC4-6<br>1-2f 2-3 |              | 4-0<br>WP<br>1-2 2-3 BB |              | X 0-0<br>FC5-4<br>2-H 1B  | X 0-0<br>P3               |                      | 0-0<br>1B  |   | 4  | 0 | 2 | 1   | 1  | 0  | 4   |
| John Milner, L (1, 3)<br>OBP: 0.331, SLG: 0.445   | 0-0<br>F8                |              | 0-3<br>K                |              | X 0-0<br>P3               |                           | 0-3<br>K             | 0-3<br>K   |   | 5  | 0 | 0 | 0   | 0  | 3  | 7   |
| Cleon Jones, R (1, 7)<br>OBP: 0.309, SLG: 0.376   | 4-0<br>FC4-6<br>1-2 BB   |              | 0-0<br>SF8              |              | X 0-0<br>FC5-4<br>1-2f    |                           | 0-0<br>HR            |            |   | 2  | 1 | 1 | 2   | 1  | 0  | 1   |
| Dave Schneck, L (1, 8)<br>OBP: 0.233, SLG: 0.276  | 0-0<br>FC4-6<br>1-2f     |              | 0-3<br>K                |              | X 0-0<br>F8               |                           | 4-0<br>FC9-6<br>BB   |            |   | 0  | 0 | 0 | 0   | 0  | 0  | 0   |
| Don Hahn, R (1, PH)<br>OBP: 0.287, SLG: 0.289     | (2, 8)                   |              | 1-2 2-3                 |              | X 0-0<br>FC1-2-6<br>1B 3B |                           | 0-0<br>1B            |            |   | 3  | 0 | 0 | 0   | 1  | 1  | 5   |
| Jerry Grote, R (1, 2)<br>OBP: 0.286, SLG: 0.312   |                          | X 0-0<br>4-3 |                         | X 0-0<br>6-3 |                           | X 0-0<br>FC1-2-6<br>1B    | X 0-0<br>FC9-6<br>1B |            |   | 4  | 0 | 1 | 0   | 0  | 0  | 1   |
| Bud Harrelson, S (1, 6)<br>OBP: 0.347, SLG: 0.306 |                          | X 0-0<br>F7  |                         | X 0-3<br>K   |                           | X 0-0<br>FC1-2-6<br>1B 3B | X 0-0<br>1-2 1B      |            |   | 4  | 1 | 1 | 0   | 0  | 1  | 1   |
| George Stone, L (1, 1)<br>OBP: 0.271, SLG: 0.271  |                          | X 0-3<br>K   |                         | X 0-0<br>F9  |                           | X 0-0<br>3B 1B            | X 0-0<br>FC5         |            |   | 0  | 0 | 0 | 0   | 0  | 0  | 0   |
| Lute Barnes, R (2, PH)                            |                          |              |                         |              |                           |                           |                      |            |   | 1  | 0 | 0 | 0   | 0  | 1  | 0   |
| Harry Parker, R (3, 1)<br>OBP: 0.136, SLG: 0.136  |                          |              |                         |              |                           |                           |                      |            |   | 1  | 0 | 0 | 0   | 0  | 0  | 0   |
| Ken Boswell, L (6, PH)<br>OBP: 0.300, SLG: 0.321  |                          |              |                         |              |                           |                           |                      |            |   | 1  | 1 | 1 | 0   | 0  | 0  | 0   |
| Tug McGraw, R (7, 1)<br>OBP: 0.200, SLG: 0.167    |                          |              |                         |              |                           |                           |                      |            |   | 1  | 0 | 0 | 0   | 0  | 0  | 2   |

| Inning Stats | R: 0 | H: 1 | E: 0 | K: 0 | S: 4 | H: 0 | LOB: 3 | BB: 2 | P: 12 | R: 0 | H: 0 | E: 0 | K: 1 | S: 5 | R: 0 | H: 0 | E: 0 | K: 2 | S: 7 | R: 1 | H: 0 | E: 0 | K: 1 | S: 7 | R: 0 | H: 0 | E: 0 | K: 1 | S: 5 | R: 1 | H: 2 | E: 0 | K: 0 | S: 6 | R: 2 | H: 3 | E: 0 | K: 1 | S: 6 | R: 1 | H: 2 | E: 0 | K: 1 | S: 7 | R: 0 | H: 1 | E: 0 | K: 2 | S: 8 |   |   |   |   |
|--------------|------|------|------|------|------|------|--------|-------|-------|------|------|------|------|------|------|------|------|------|------|------|------|------|------|------|------|------|------|------|------|------|------|------|------|------|------|------|------|------|------|------|------|------|------|------|------|------|------|------|------|---|---|---|---|
|              | 0    | 1    | 0    | 0    | 4    | 0    | 3      | 2     | 12    | 0    | 0    | 0    | 1    | 5    | 0    | 0    | 0    | 0    | 19   | 0    | 0    | 0    | 0    | 0    | 0    | 0    | 0    | 0    | 0    | 0    | 0    | 0    | 0    | 0    | 0    | 0    | 0    | 0    | 0    | 0    | 0    | 0    | 0    | 0    | 0    | 0    | 0    | 0    | 0    | 0 | 0 | 0 | 0 |

| PITCHER                              | IP  | WLS | BF | H | R | ER | SO | BB | IBB | HBP | BLK | WP | HR | S  | P  | ERA   | WHIP  |
|--------------------------------------|-----|-----|----|---|---|----|----|----|-----|-----|-----|----|----|----|----|-------|-------|
| Mike Thompson, R (1, 1)<br>ERA: 3.61 | 0.0 |     | 2  | 1 | 0 | 0  | 0  | 1  | 0   | 0   | 0   | 0  | 0  | 1  | 5  | ∞     | ∞     |
| Rich Folkers, L (1, 1)<br>ERA: 3.05  | 2.1 |     | 11 | 0 | 1 | 1  | 2  | 4  | 0   | 0   | 0   | 0  | 0  | 11 | 27 | 3.86  | 1.714 |
| Orlando Pena, R (3, 1)<br>ERA: 1.94  | 3.1 | L   | 14 | 4 | 3 | 3  | 2  | 0  | 0   | 0   | 0   | 1  | 0  | 18 | 18 | 8.10  | 1.200 |
| Al Hrabosky, L (6, 1)<br>ERA: 2.85   | 0.2 |     | 6  | 2 | 1 | 1  | 1  | 1  | 1   | 0   | 0   | 0  | 1  | 6  | 14 | 13.50 | 4.500 |
| Diego Segui, R (7, 1)                | 1.2 |     | 7  | 2 | 0 | 0  | 2  | 0  | 0   | 0   | 0   | 0  | 0  | 11 | 11 | 0.00  | 1.200 |

**St. Louis Cardinals @ New York Mets**  
Shea Stadium, Flushing, NY  
Sun Sep 23 1973, 3:33 AM EDT  
Att. 51,926 - Unknown

|            |           |
|------------|-----------|
| <b>AB</b>  | <b>31</b> |
| <b>R</b>   | <b>5</b>  |
| <b>H</b>   | <b>9</b>  |
| <b>RBI</b> | <b>5</b>  |
| <b>BB</b>  | <b>7</b>  |
| <b>SO</b>  | <b>7</b>  |
| <b>LOB</b> | <b>21</b> |



|       |        |       |        |
|-------|--------|-------|--------|
| 1B: 7 | SF: 1  | WP: 1 | PA: 40 |
| 2B: 0 | SAC: 1 | PB: 0 |        |
| 3B: 1 | DP: 0  | SB: 0 |        |
| HR: 1 | HBP: 0 | CS: 0 |        |

| PITCHER                              | IP  | WLS | BF | H | R | ER | SO | BB | IBB | HBP | BLK | WP | HR | S  | P  | ERA   | WHIP  |
|--------------------------------------|-----|-----|----|---|---|----|----|----|-----|-----|-----|----|----|----|----|-------|-------|
| Mike Thompson, R (1, 1)<br>ERA: 3.61 | 0.0 |     | 2  | 1 | 0 | 0  | 0  | 1  | 0   | 0   | 0   | 0  | 0  | 1  | 5  | ∞     | ∞     |
| Rich Folkers, L (1, 1)<br>ERA: 3.05  | 2.1 |     | 11 | 0 | 1 | 1  | 2  | 4  | 0   | 0   | 0   | 0  | 0  | 11 | 27 | 3.86  | 1.714 |
| Orlando Pena, R (3, 1)<br>ERA: 1.94  | 3.1 | L   | 14 | 4 | 3 | 3  | 2  | 0  | 0   | 0   | 0   | 1  | 0  | 18 | 18 | 8.10  | 1.200 |
| Al Hrabosky, L (6, 1)<br>ERA: 2.85   | 0.2 |     | 6  | 2 | 1 | 1  | 1  | 1  | 1   | 0   | 0   | 0  | 1  | 6  | 14 | 13.50 | 4.500 |
| Diego Segui, R (7, 1)                | 1.2 |     | 7  | 2 | 0 | 0  | 2  | 0  | 0   | 0   | 0   | 0  | 0  | 11 | 11 | 0.00  | 1.200 |

| Batter   | 1   | 2                               | 3                            | 4                               | 5                            | 6                               | 7                            | 8                               | 9                            | AB R H RBI BB SO LOB            | TOP                          |                                  |                              |                                 |                              |                                 |                              |                                 |                                  |                                    |                                  |        |
|--|---|---------------------------------|------------------------------|---------------------------------|------------------------------|---------------------------------|------------------------------|---------------------------------|------------------------------|---------------------------------|------------------------------|----------------------------------|------------------------------|---------------------------------|------------------------------|---------------------------------|------------------------------|---------------------------------|----------------------------------|------------------------------------|----------------------------------|--------|
| Felipe Alou, R<br>OBP: 0.255, SLG: 0.320<br>(1, 7) X         | 0-0<br>6-3  |                                 | 0-0<br>6-3                   |                                 |                              | 0-0<br>F8                       | 0-0<br>F7                    |                                 |                              | 4 0 0 0 0 0 3                   |                              |                                  |                              |                                 |                              |                                 |                              |                                 |                                  |                                    |                                  |        |
| Ron Woods, R<br>OBP: 0.345, SLG: 0.312<br>(1, 8) X           | 0-0<br>6-3  |                                 |                              | 0-0<br>F3                       |                              | 0-0<br>CS S<br>E<br>1B          |                              | 0-0<br>FC1-5<br>BB<br>1B        |                              | 4 1 2 0 0 0 0                   |                              |                                  |                              |                                 |                              |                                 |                              |                                 |                                  |                                    |                                  |        |
| Bob Bailey, R<br>OBP: 0.382, SLG: 0.493<br>(1, 5) S S S      | 0-3<br>K  |                                 |                              | 0-0<br>L6                       |                              | 4-0<br>CS<br>BB<br>1-2          |                              | 4-0<br>FC1-5<br>BB<br>1-2       |                              | 2 0 0 0 2 1 0                   |                              |                                  |                              |                                 |                              |                                 |                              |                                 |                                  |                                    |                                  |        |
| Hal Breeden, R<br>OBP: 0.351, SLG: 0.531<br>(1, 3) X         |   | 0-0<br>F8                       |                              | 0-3<br>K                        |                              | 0-0<br>E5<br>1-2<br>2-H         |                              | 0-0<br>FC1-5<br>1-2<br>2-3f     |                              | 4 0 0 0 0 1 3                   |                              |                                  |                              |                                 |                              |                                 |                              |                                 |                                  |                                    |                                  |        |
| Ken Singleton, S<br>OBP: 0.423, SLG: 0.480<br>(1, 9) B B B B |   | 4-0<br>G4-3<br>BB               |                              |                                 | 0-3<br>K                     | 0-3<br>K                        |                              | 0-0<br>P6                       |                              | 3 0 0 0 1 2 3                   |                              |                                  |                              |                                 |                              |                                 |                              |                                 |                                  |                                    |                                  |        |
| John Boccabella, R<br>OBP: 0.278, SLG: 0.312<br>(1, 2) X     |   | 0-0<br>G4-3<br>1-2f             |                              |                                 | 0-0<br>1B<br>1B              |                                 | 0-0<br>5-3                   | 0-0<br>6-3                      |                              | 4 0 1 0 0 0 3                   |                              |                                  |                              |                                 |                              |                                 |                              |                                 |                                  |                                    |                                  |        |
| Tim Foli, R<br>OBP: 0.285, SLG: 0.281<br>(1, 6) X            |   |                                 | 0-0<br>6-3                   |                                 | 0-0<br>F7                    |                                 | 0-0<br>F7                    |                                 | 0-0<br>F7                    | 4 0 0 0 0 0 1                   |                              |                                  |                              |                                 |                              |                                 |                              |                                 |                                  |                                    |                                  |        |
| Pepe Frias, R<br>OBP: 0.268, SLG: 0.287<br>(1, 4) X          |   |                                 | 0-0<br>2B                    |                                 | 0-0<br>FC6-4<br>1-2<br>1B    |                                 | 0-0<br>1B<br>1B              |                                 | 0-0<br>5-3                   | 4 0 3 0 0 0 0                   |                              |                                  |                              |                                 |                              |                                 |                              |                                 |                                  |                                    |                                  |        |
| Steve Rogers, R<br>OBP: 0.186, SLG: 0.128<br>(1, 1)          |   |                                 | 0-0<br>6-3                   |                                 | 0-0<br>FC6-4<br>1-2f         |                                 | 0-0<br>1B                    |                                 | 0-0<br>F5                    | 2 0 0 0 0 0 3                   |                              |                                  |                              |                                 |                              |                                 |                              |                                 |                                  |                                    |                                  |        |
| Jose Morales, R<br>OBP: 0.316, SLG: 0.353<br>(7, PH)         |   |                                 |                              |                                 |                              |                                 |                              |                                 |                              | 1 0 1 0 0 0 0                   |                              |                                  |                              |                                 |                              |                                 |                              |                                 |                                  |                                    |                                  |        |
| Tony Scott, S<br>(7, PR)                                     |   |                                 |                              |                                 |                              |                                 |                              |                                 |                              | 0 0 0 0 0 0 0                   |                              |                                  |                              |                                 |                              |                                 |                              |                                 |                                  |                                    |                                  |        |
| Mike Marshall, R<br>OBP: 0.290, SLG: 0.241<br>(7, 1)         |   |                                 |                              |                                 |                              |                                 |                              |                                 |                              | 0 0 0 0 0 0 0                   |                              |                                  |                              |                                 |                              |                                 |                              |                                 |                                  |                                    |                                  |        |
| Ron Fairly, L<br>OBP: 0.423, SLG: 0.463<br>(9, PH)           |   |                                 |                              |                                 |                              |                                 |                              |                                 |                              | 1 0 0 0 0 0 0                   |                              |                                  |                              |                                 |                              |                                 |                              |                                 |                                  |                                    |                                  |        |
| <b>Inning Stats</b>  | R: 0<br>E: 0<br>K: 1<br>S: 5                          | H: 0<br>LOB: 0<br>BB: 0<br>P: 5 | R: 0<br>E: 0<br>K: 0<br>S: 2 | H: 0<br>LOB: 0<br>BB: 1<br>P: 6 | R: 0<br>E: 0<br>K: 0<br>S: 4 | H: 1<br>LOB: 1<br>BB: 0<br>P: 4 | R: 0<br>E: 0<br>K: 1<br>S: 5 | H: 0<br>LOB: 0<br>BB: 0<br>P: 5 | R: 0<br>E: 0<br>K: 1<br>S: 7 | H: 2<br>LOB: 2<br>BB: 0<br>P: 7 | R: 1<br>E: 1<br>K: 1<br>S: 6 | H: 1<br>LOB: 1<br>BB: 1<br>P: 10 | R: 0<br>E: 0<br>K: 0<br>S: 5 | H: 2<br>LOB: 2<br>BB: 0<br>P: 5 | R: 0<br>E: 0<br>K: 0<br>S: 4 | H: 1<br>LOB: 2<br>BB: 1<br>P: 8 | R: 0<br>E: 0<br>K: 0<br>S: 3 | H: 0<br>LOB: 0<br>BB: 0<br>P: 3 | 1B: 6<br>2B: 1<br>3B: 0<br>HR: 0 | SF: 0<br>SAC: 0<br>DP: 1<br>HBP: 0 | WP: 0<br>PB: 0<br>SB: 1<br>CS: 2 | PA: 36 |
| <b>PITCHER</b>   | IP WLS BF H R ER SO BB IBB HBP BLK WP HR S P ERA WHIP |                                 |                              |                                 |                              |                                 |                              |                                 |                              |                                 |                              |                                  |                              |                                 |                              |                                 |                              |                                 |                                  |                                    |                                  |        |
| Jerry Koosman, L<br>ERA: 2.94<br>(1, 1)                      | 6.2 W 27 6 1 0 4 2 0 0 0 0 0 0 33 41 0.00 1.200       |                                 |                              |                                 |                              |                                 |                              |                                 |                              |                                 |                              |                                  |                              |                                 |                              |                                 |                              |                                 |                                  |                                    |                                  |        |
| Tug McGraw, L<br>ERA: 3.92<br>(7, 1)                         | 2.1 S 9 1 0 0 0 1 0 0 0 0 0 0 8 12 0.00 0.857         |                                 |                              |                                 |                              |                                 |                              |                                 |                              |                                 |                              |                                  |                              |                                 |                              |                                 |                              |                                 |                                  |                                    |                                  |        |

**Montreal Expos @ New York Mets**  
Shea Stadium, Flushing, NY  
Tue Sep 25 1973, 7:05 PM EDT  
Att: 43,805 - Unknown

livebaseballscorecards.com

|     |    |
|-----|----|
| AB  | 33 |
| R   | 1  |
| H   | 7  |
| RBI | 0  |
| BB  | 3  |
| SO  | 4  |
| LOB | 16 |



| Batter  | 1       | 2       | 3       | 4          | 5       | 6       | 7   | 8      | 9 |
|---|---------|---------|---------|------------|---------|---------|-----|--------|---|
| Wayne Garrett, L (1, 5)<br>OBP: 0.342, SLG: 0.393 | 0-0 P6  |         | 0-0 F8  |            | 0-0     |         | 0-0 |        |   |
| Felix Millan, R (1, 4)<br>OBP: 0.332, SLG: 0.354  | 0-0 5-3 |         | 0-0 5-3 |            | 0-0 SF7 |         | 0-0 |        |   |
| Rusty Staub, L (1, 9)<br>OBP: 0.358, SLG: 0.417   | 0-0     |         | 0-0 F8  |            | 0-0 6-3 |         | 0-0 |        |   |
| John Milner, L (1, 3)<br>OBP: 0.330, SLG: 0.442   | 0-3 K   |         |         | 4-0 BB     |         | 0-0 4-3 |     | 0-3 K  |   |
| Cleon Jones, R (1, 7)<br>OBP: 0.314, SLG: 0.386   |         | 0-0 F7  |         | 4-0 BB     |         | 0-0     |     | 4-0    |   |
| Dave Schneck, L (1, 8)<br>OBP: 0.212, SLG: 0.250  |         | 0-0 4-3 |         | 0-0 P3     |         | 0-0 4-3 |     | 0-0    |   |
| Don Hahn, R (7, 8)<br>OBP: 0.290, SLG: 0.296      |         |         |         |            |         |         |     |        |   |
| Jerry Grote, R (1, 2)<br>OBP: 0.286, SLG: 0.316   |         | 0-0     |         | 0-0 G6-4-3 |         | 0-0 4-3 |     | 0-0    |   |
| Bud Harrelson, S (1, 6)<br>OBP: 0.350, SLG: 0.307 |         | 4-0     |         |            |         |         |     | 0-0 F7 |   |
| Jerry Koosman, R (1, 1)<br>OBP: 0.132, SLG: 0.122 |         | 0-0     |         |            |         |         |     | 4-0    |   |
| Tug McGraw, R (7, 1)<br>OBP: 0.231, SLG: 0.167    |         | 0-0 P6  |         |            |         |         |     | 4-0    |   |

| Inning Stats | R: 0  | H: 1  | E: 0  | LOB: 1 | K: 1  | P: 6  | R: 0  | H: 1   | E: 0 | LOB: 2 | K: 0 | P: 8 | R: 0 | H: 0 | E: 0 | LOB: 0 | K: 0 | P: 3 | R: 0 | H: 0 | E: 0 | LOB: 1 | K: 0 | P: 10 | R: 1 | H: 2 | E: 0 | LOB: 1 | K: 0 | P: 5 | R: 1 | H: 1 | E: 0 | LOB: 0 | K: 0 | P: 4 | R: 0 | H: 1 | E: 0 | LOB: 1 | K: 0 | P: 7 | R: 0 | H: 1 | E: 0 | LOB: 2 | K: 1 | P: 9 |
|--------------|-------|-------|-------|--------|-------|-------|-------|--------|------|--------|------|------|------|------|------|--------|------|------|------|------|------|--------|------|-------|------|------|------|--------|------|------|------|------|------|--------|------|------|------|------|------|--------|------|------|------|------|------|--------|------|------|
|              | 1B: 4 | SF: 1 | 2B: 2 | SAC: 1 | 3B: 0 | DP: 2 | HR: 1 | HBP: 0 |      |        |      |      |      |      |      |        |      |      |      |      |      |        |      |       |      |      |      |        |      |      |      |      |      |        |      |      |      |      |      |        |      |      |      |      |      |        |      |      |

| PITCHER                              | IP  | WLS | BF | H | R | ER | SO | BB | IBB | HBP | BLK | WP | HR | S  | P  | ERA  | WHIP  |
|--------------------------------------|-----|-----|----|---|---|----|----|----|-----|-----|-----|----|----|----|----|------|-------|
| Steve Rogers, R (1, 1)<br>ERA: 1.4   | 6.0 | L   | 25 | 5 | 2 | 2  | 1  | 2  | 1   | 0   | 0   | 0  | 1  | 24 | 36 | 3.00 | 1.167 |
| Mike Marshall, R (7, 1)<br>ERA: 2.86 | 2.0 |     | 8  | 2 | 0 | 0  | 1  | 2  | 0   | 0   | 0   | 0  | 0  | 8  | 16 | 0.00 | 2.000 |

**BOTTOM**

| AB | R | H | RBI | BB | SO | LOB |
|----|---|---|-----|----|----|-----|
| 4  | 0 | 2 | 0   | 0  | 0  | 0   |
| 3  | 0 | 0 | 1   | 0  | 0  | 2   |
| 4  | 0 | 1 | 0   | 0  | 0  | 1   |
| 3  | 0 | 0 | 0   | 1  | 2  | 1   |
| 2  | 1 | 1 | 1   | 2  | 0  | 0   |
| 3  | 0 | 0 | 0   | 0  | 0  | 2   |
| 1  | 0 | 1 | 0   | 0  | 0  | 0   |
| 3  | 0 | 1 | 0   | 0  | 0  | 2   |
| 2  | 1 | 1 | 0   | 1  | 0  | 0   |
| 1  | 0 | 0 | 0   | 0  | 0  | 2   |
| 0  | 0 | 0 | 0   | 1  | 0  | 0   |

|            |           |
|------------|-----------|
| <b>AB</b>  | <b>26</b> |
| <b>R</b>   | <b>2</b>  |
| <b>H</b>   | <b>7</b>  |
| <b>RBI</b> | <b>2</b>  |
| <b>BB</b>  | <b>5</b>  |
| <b>SO</b>  | <b>2</b>  |
| <b>LOB</b> | <b>10</b> |



| WP | PA | ERA | WHIP |
|----|----|-----|------|
| 0  | 33 |     |      |

**Montreal Expos @ New York Mets**  
**Shea Stadium, Flushing, NY**  
 Tue Sep 25 1973, 7:05 PM EDT  
 Att. 43,805 - Unknown

livebaseballscores.com

| Batter  | 1   | 2                                | 3                            | 4                                | 5                            | 6                               | 7                            | 8                               | 9                            | AB R H RBI BB SO LOB            | TOP                          |                                 |                              |                                 |                              |                                 |                              |                                 |                                  |                                    |                                  |        |
|---|---|----------------------------------|------------------------------|----------------------------------|------------------------------|---------------------------------|------------------------------|---------------------------------|------------------------------|---------------------------------|------------------------------|---------------------------------|------------------------------|---------------------------------|------------------------------|---------------------------------|------------------------------|---------------------------------|----------------------------------|------------------------------------|----------------------------------|--------|
| Mike Jorgensen, L (1, 3)<br>OBP: 0.338, SLG: 0.339  | 4-0<br>2B<br>1-4-3<br>BB                              | 0-0<br>E4<br>FC3-6               |                              | 4-0<br>4-3 WP<br>BB              |                              | 0-0<br>1B<br>1B                 |                              | 0-0<br>F8                       |                              | 3 1 1 0 2 0 0                   |                              |                                 |                              |                                 |                              |                                 |                              |                                 |                                  |                                    |                                  |        |
| Larry Lintz, S (1, 4)<br>OBP: 0.352, SLG: 0.259     | 0-0<br>1-4-3<br>1-3<br>BB<br>2B                       | 0-0<br>FC3-6<br>E<br>1-2<br>SF8  |                              | 0-0<br>4-3                       |                              | 0-0<br>1B                       |                              | 0-3<br>K                        |                              | 5 2 2 0 0 1 2                   |                              |                                 |                              |                                 |                              |                                 |                              |                                 |                                  |                                    |                                  |        |
| Ron Fairly, L (1, 7)<br>OBP: 0.422, SLG: 0.461      | 0-0<br>1-4-3  | 0-0<br>E9<br>1B                  |                              | 0-0<br>G3                        |                              | 0-0<br>P6                       |                              |                                 | 0-0<br>S<br>1-3<br>1B        | 4 0 1 1 0 0 4<br>1 1 1 0 0 0 0  |                              |                                 |                              |                                 |                              |                                 |                              |                                 |                                  |                                    |                                  |        |
| Ron Woods, R (8, 7)<br>OBP: 0.347, SLG: 0.314       | 2-3<br>3-H  |                                  |                              |                                  |                              |                                 |                              |                                 |                              |                                 |                              |                                 |                              |                                 |                              |                                 |                              |                                 |                                  |                                    |                                  |        |
| Ken Singleton, S (1, 9)<br>OBP: 0.423, SLG: 0.477   | 4-0<br>BB<br>1B<br>BB                                 | 4-0<br>IBB                       |                              | 0-3<br>K                         |                              |                                 | 0-0<br>1-3                   |                                 | 0-0<br>1-3                   | 3 1 0 0 2 1 2                   |                              |                                 |                              |                                 |                              |                                 |                              |                                 |                                  |                                    |                                  |        |
| Jim Lyttle, L (1, 8)<br>OBP: 0.303, SLG: 0.426      | 4-0<br>1B<br>IBB                                      | 0-0<br>SF8                       |                              |                                  |                              | 0-0<br>F7                       |                              | 0-0<br>HR<br>1B                 | 0-0<br>CS<br>1B              | 2 2 1 1 1 0 0<br>1 0 1 1 0 0 0  |                              |                                 |                              |                                 |                              |                                 |                              |                                 |                                  |                                    |                                  |        |
| Felipe Alou, R (9, PH)<br>OBP: 0.257, SLG: 0.322    | 1-2<br>1B<br>IBB                                      | 3-H                              |                              |                                  |                              |                                 |                              |                                 | 2-H                          |                                 |                              |                                 |                              |                                 |                              |                                 |                              |                                 |                                  |                                    |                                  |        |
| Bob Bailey, R (1, 5)<br>OBP: 0.382, SLG: 0.497      | 4-0<br>1B<br>BB                                       | 0-3<br>K                         |                              |                                  |                              | 0-0<br>4-3                      |                              | 0-0<br>HR                       | 0-3<br>K                     | 4 1 1 3 1 2 3                   |                              |                                 |                              |                                 |                              |                                 |                              |                                 |                                  |                                    |                                  |        |
| John Boccabella, R (1, 2)<br>OBP: 0.275, SLG: 0.309 | 0-0<br>F9   |                                  | 0-0<br>6-3                   |                                  |                              | 0-0<br>F8                       |                              | 0-0<br>5-3                      |                              | 4 0 0 0 0 0 3                   |                              |                                 |                              |                                 |                              |                                 |                              |                                 |                                  |                                    |                                  |        |
| Tim Foli, R (1, 6)<br>OBP: 0.285, SLG: 0.281        | 0-0<br>1B   |                                  | 0-0<br>F9                    |                                  |                              | 0-0<br>F7                       |                              | 0-0<br>F7                       |                              | 4 0 1 2 0 0 0                   |                              |                                 |                              |                                 |                              |                                 |                              |                                 |                                  |                                    |                                  |        |
| Balor Moore, L (1, 1)<br>OBP: 0.123, SLG: 0.075     | 0-3<br>K  |                                  | 0-0<br>F8                    |                                  |                              | 0-0<br>F7                       |                              | 0-0<br>6-3                      |                              | 1 0 0 0 0 1 2                   |                              |                                 |                              |                                 |                              |                                 |                              |                                 |                                  |                                    |                                  |        |
| Jose Morales, R (3, PH)<br>OBP: 0.300, SLG: 0.333   |   |                                  |                              |                                  |                              |                                 |                              |                                 |                              | 1 0 0 0 0 0 0                   |                              |                                 |                              |                                 |                              |                                 |                              |                                 |                                  |                                    |                                  |        |
| Bill Stoneman, R (3, 1)<br>OBP: 0.200, SLG: 0.050   |   |                                  |                              |                                  |                              |                                 |                              |                                 |                              | 0 0 0 0 0 0 0                   |                              |                                 |                              |                                 |                              |                                 |                              |                                 |                                  |                                    |                                  |        |
| Boots Day, L (6, PH)<br>OBP: 0.344, SLG: 0.369      |   |                                  |                              |                                  |                              |                                 |                              |                                 |                              | 1 0 0 0 0 0 0                   |                              |                                 |                              |                                 |                              |                                 |                              |                                 |                                  |                                    |                                  |        |
| Mike Marshall, R (6, 1)<br>OBP: 0.281, SLG: 0.233   |   |                                  |                              |                                  |                              |                                 |                              |                                 |                              | 1 0 0 0 0 0 0                   |                              |                                 |                              |                                 |                              |                                 |                              |                                 |                                  |                                    |                                  |        |
| <b>Inning Stats</b>                                 | R: 4<br>E: 0<br>K: 1<br>S: 7                          | H: 2<br>LOB: 2<br>BB: 4<br>P: 23 | R: 1<br>E: 2<br>K: 1<br>S: 7 | H: 1<br>LOB: 2<br>BB: 1<br>P: 11 | R: 0<br>E: 0<br>K: 0<br>S: 3 | H: 0<br>LOB: 0<br>BB: 0<br>P: 3 | R: 0<br>E: 0<br>K: 1<br>S: 5 | H: 0<br>LOB: 1<br>BB: 1<br>P: 9 | R: 0<br>E: 0<br>K: 0<br>S: 3 | H: 0<br>LOB: 0<br>BB: 0<br>P: 3 | R: 0<br>E: 0<br>K: 0<br>S: 5 | H: 2<br>LOB: 2<br>BB: 0<br>P: 5 | R: 2<br>E: 0<br>K: 0<br>S: 5 | H: 2<br>LOB: 0<br>BB: 0<br>P: 5 | R: 0<br>E: 0<br>K: 1<br>S: 5 | H: 0<br>LOB: 0<br>BB: 0<br>P: 5 | R: 1<br>E: 0<br>K: 1<br>S: 6 | H: 2<br>LOB: 0<br>BB: 0<br>P: 6 | 1B: 7<br>2B: 1<br>3B: 0<br>HR: 1 | SF: 1<br>SAC: 0<br>DP: 0<br>HBP: 0 | WP: 1<br>PB: 1<br>SB: 1<br>CS: 1 | PA: 42 |
| <b>PITCHER</b>                                      | IP WLS BF H R ER SO BB IBB HBP BLK WP HR S P ERA WHIP |                                  |                              |                                  |                              |                                 |                              |                                 |                              |                                 |                              |                                 |                              |                                 |                              |                                 |                              |                                 |                                  |                                    |                                  |        |
| Tom Seaver, R (1, 1)<br>ERA: 2.0                    | 2.0   |                                  | 15                           | 3                                | 5                            | 4                               | 2                            | 3                               | 2                            | 0                               | 0                            | 0                               | 0                            | 14                              | 34                           | 18.00                           | 3.000                        |                                 |                                  |                                    |                                  |        |
| Ray Sadecki, L (3, 1)<br>ERA: 3.39                  | 2.0   |                                  | 7                            | 0                                | 0                            | 0                               | 1                            | 1                               | 0                            | 0                               | 0                            | 1                               | 0                            | 8                               | 12                           | 0.00                            | 0.500                        |                                 |                                  |                                    |                                  |        |
| Harry Parker, R (5, 1)<br>ERA: 3.35                 | 3.0   | L                                | 13                           | 4                                | 2                            | 2                               | 0                            | 0                               | 0                            | 0                               | 0                            | 0                               | 1                            | 13                              | 13                           | 6.00                            | 1.333                        |                                 |                                  |                                    |                                  |        |
| Bob Miller, R (8, 1)<br>ERA: 3.67                   | 1.0   |                                  | 3                            | 0                                | 0                            | 0                               | 1                            | 0                               | 0                            | 0                               | 0                            | 0                               | 0                            | 5                               | 5                            | 0.00                            | 0.000                        |                                 |                                  |                                    |                                  |        |
| Tug McGraw, L (9, 1)<br>ERA: 3.97                   | 1.0   |                                  | 4                            | 2                                | 1                            | 1                               | 1                            | 0                               | 0                            | 0                               | 0                            | 0                               | 0                            | 6                               | 6                            | 9.00                            | 2.000                        |                                 |                                  |                                    |                                  |        |

**Montreal Expos @ New York Mets**  
**Shea Stadium, Flushing, NY**  
 Wed Sep 26 1973, 7:05 PM EDT  
 Att: 30,953 - Unknown

livebaseballscorecards.com

|     |    |
|-----|----|
| AB  | 35 |
| R   | 8  |
| H   | 9  |
| RBI | 8  |
| BB  | 6  |
| SO  | 5  |
| LOB | 16 |



| Batter   | 1                    | 2                     | 3         | 4                   | 5                    | 6                   | 7          | 8          | 9                    | AB R H RBI BB SO LOB |
|--|----------------------|-----------------------|-----------|---------------------|----------------------|---------------------|------------|------------|----------------------|----------------------|
| Wayne Garrett, L (1, 5)<br>OBP: 0.342, SLG: 0.398  | 0-0<br>E4<br>FC6     | 0-0<br>HR             |           | 0-3<br>K            |                      | 0-0<br>SH3-4<br>1-2 |            | 0-0<br>1-3 |                      | 4 1 1 3 0 1 3        |
| Felix Millan, R (1, 4)<br>OBP: 0.331, SLG: 0.352   | 0-0<br>FC6<br>1-2f   | 0-0<br>F9             |           |                     | 1-0<br>1B<br>HBP     | 0-0<br>6-3          |            |            | 0-3<br>K             | 4 1 0 0 0 1 2        |
| Rusty Staub, L (1, 9)<br>OBP: 0.356, SLG: 0.415    | 0-0<br>FC2-6<br>1-2f |                       | 0-0<br>F9 |                     | 0-0<br>1-3           | 0-0<br>4-3          |            |            | 0-0<br>FC6-4<br>1B   | 5 0 1 0 0 0 3        |
| Cleon Jones, R (1, 7)<br>OBP: 0.312, SLG: 0.381    | 0-0<br>6-3           |                       | 0-3<br>K  |                     | 4-0<br>1B<br>BB      |                     | 0-0<br>1-3 |            | 0-0<br>FC6-4<br>1-2f | 4 0 0 0 1 1 2        |
| John Milner, L (1, 3)<br>OBP: 0.329, SLG: 0.438    |                      | 4-0<br>1B<br>BB       | 0-3<br>K  |                     | 0-0<br>F8            |                     | 0-0<br>F5  |            | 0-3<br>K             | 4 1 0 0 1 2 3        |
| Jerry Grote, R (1, 2)<br>OBP: 0.289, SLG: 0.319    |                      | 0-0<br>F9             |           | 0-0<br>SH2-4<br>1B  | 0-0<br>1B            |                     | 0-0<br>4-3 |            |                      | 4 0 2 1 0 0 1        |
| Don Hahn, R (1, 8)<br>OBP: 0.290, SLG: 0.296       |                      | 0-3<br>K              |           | 0-0<br>SH2-4<br>1-2 | 0-0<br>FC4-6<br>1B   |                     |            | 0-0<br>P4  |                      | 3 0 1 0 0 1 1        |
| Bud Harrelson, S (1, 6)<br>OBP: 0.354, SLG: 0.311  |                      | 4-0<br>1B<br>HR<br>BB |           | 4-0<br>BB           | 0-0<br>FC4-6<br>1-2f |                     |            | 0-0<br>2B  |                      | 2 1 1 0 2 0 3        |
| Tom Seaver, R (1, 1)<br>OBP: 0.216, SLG: 0.233     |                      | 0-0<br>HR<br>1B       |           | 0-0<br>P4           |                      | 0-0<br>SH3-4<br>1B  |            | 0-3<br>K   |                      | 0 0 0 0 0 0 0        |
| Lute Barnes, R (2, PH)<br>OBP: 0.500, SLG: 0.500   |                      |                       |           |                     |                      |                     |            |            |                      | 1 1 1 1 0 0 0        |
| Ray Sadocki, L (3, 1)<br>OBP: 0.226, SLG: 0.290    |                      |                       |           |                     |                      |                     |            |            |                      | 0 0 0 0 0 0 0        |
| Ed Krangelool, L (4, PH)<br>OBP: 0.311, SLG: 0.307 |                      |                       |           |                     |                      |                     |            |            |                      | 1 0 0 0 0 0 2        |
| Harry Parker, R (5, 1)<br>OBP: 0.174, SLG: 0.174   |                      |                       |           |                     |                      |                     |            |            |                      | 1 0 1 0 0 0 0        |
| Bob Miller, R (8, 1)                               |                      |                       |           |                     |                      |                     |            |            |                      | 0 0 0 0 0 0 0        |
| Ken Boswell, L (8, PH)<br>OBP: 0.298, SLG: 0.318   |                      |                       |           |                     |                      |                     |            |            |                      | 1 0 0 0 0 1 1        |
| Tug McGraw, R (9, 1)<br>OBP: 0.231, SLG: 0.167     |                      |                       |           |                     |                      |                     |            |            |                      | 0 0 0 0 0 0 0        |

| Inning Stats | R: 0<br>E: 1<br>K: 0<br>S: 4 | H: 0<br>LOB: 1<br>BB: 0<br>P: 4 | R: 4<br>E: 0<br>K: 1<br>S: 7 | H: 2<br>LOB: 0<br>BB: 2<br>P: 15 | R: 0<br>E: 0<br>K: 2<br>S: 7 | H: 0<br>LOB: 0<br>BB: 0<br>P: 7 | R: 0<br>E: 0<br>K: 1<br>S: 6 | H: 1<br>LOB: 2<br>BB: 1<br>P: 10 | R: 1<br>E: 0<br>K: 0<br>S: 5 | H: 2<br>LOB: 3<br>BB: 1<br>P: 10 | R: 0<br>E: 0<br>K: 0<br>S: 4 | H: 1<br>LOB: 1<br>BB: 0<br>P: 4 | R: 0<br>E: 0<br>K: 0<br>S: 3 | H: 0<br>LOB: 0<br>BB: 0<br>P: 3 | R: 0<br>E: 0<br>K: 1<br>S: 6 | H: 1<br>LOB: 1<br>BB: 0<br>P: 6 | R: 0<br>E: 0<br>K: 2<br>S: 8 | H: 1<br>LOB: 1<br>BB: 0<br>P: 8 | 1B: 6<br>2B: 1<br>3B: 0<br>HR: 1 | SF: 0<br>SAC: 2<br>DP: 0<br>HBP: 1 | WP: 0<br>PB: 0<br>SB: 0<br>CS: 0 | PA: 41 |
|--------------|------------------------------|---------------------------------|------------------------------|----------------------------------|------------------------------|---------------------------------|------------------------------|----------------------------------|------------------------------|----------------------------------|------------------------------|---------------------------------|------------------------------|---------------------------------|------------------------------|---------------------------------|------------------------------|---------------------------------|----------------------------------|------------------------------------|----------------------------------|--------|
|--------------|------------------------------|---------------------------------|------------------------------|----------------------------------|------------------------------|---------------------------------|------------------------------|----------------------------------|------------------------------|----------------------------------|------------------------------|---------------------------------|------------------------------|---------------------------------|------------------------------|---------------------------------|------------------------------|---------------------------------|----------------------------------|------------------------------------|----------------------------------|--------|

| PITCHER                              | IP  | WLS | BF | H | R | ER | SO | BB | IBB | HBP | BLK | WP | HR | S  | P  | ERA   | WHIP  |
|--------------------------------------|-----|-----|----|---|---|----|----|----|-----|-----|-----|----|----|----|----|-------|-------|
| Balor Moore, L (1, 1)<br>ERA: 4.52   | 2.0 |     | 11 | 2 | 4 | 4  | 1  | 2  | 0   | 0   | 0   | 0  | 1  | 11 | 19 | 18.00 | 2.000 |
| Bill Stoneman, R (3, 1)<br>ERA: 6.87 | 3.0 |     | 15 | 3 | 1 | 1  | 3  | 2  | 0   | 1   | 0   | 0  | 0  | 18 | 27 | 3.00  | 1.667 |
| Mike Marshall, R (6, 1)<br>ERA: 2.79 | 4.0 | W   | 15 | 3 | 0 | 0  | 3  | 0  | 0   | 0   | 0   | 0  | 0  | 21 | 21 | 0.00  | 0.750 |

BOTTOM

**Montreal Expos @ New York Mets**  
 Shea Stadium, Flushing, NY  
 Wed Sep 26 1973, 7:05 PM EDT  
 Att. 30,953 - Unknown

livebaseballscorecards.com

|     |    |
|-----|----|
| AB  | 34 |
| R   | 5  |
| H   | 8  |
| RBI | 5  |
| BB  | 4  |
| SO  | 7  |
| LOB | 21 |



| Batter  | 1  | 2                               | 3                            | 4                               | 5                            | 6                               | 7                            | 8                               | 9                            | AB R H RBI BB SO LOB            | TOP                          |                                 |                              |                                 |                              |                                  |                                  |                                    |                                  |        |
|---|--|---------------------------------|------------------------------|---------------------------------|------------------------------|---------------------------------|------------------------------|---------------------------------|------------------------------|---------------------------------|------------------------------|---------------------------------|------------------------------|---------------------------------|------------------------------|----------------------------------|----------------------------------|------------------------------------|----------------------------------|--------|
| Wayne Garrett, L (1, 5)<br>OBP: 0.343, SLG: 0.398     | 0-0<br>P4-3<br>1B  |                                 | 0-0<br>5-3<br>1B             |                                 | 4-0<br>P4-6-3<br>BB          |                                 |                              | 0-0<br>SH2-4<br>1-2             |                              | 2 0 1 0 1 0 0                   |                              |                                 |                              |                                 |                              |                                  |                                  |                                    |                                  |        |
| Felix Millan, R (1, 4)<br>OBP: 0.330, SLG: 0.351      | 0-0<br>P6-4-3<br>1B  |                                 | 0-0<br>5-3<br>1-2            |                                 | 0-0<br>P4-6-3<br>1-2f        |                                 |                              | 0-0<br>FC6-5<br>2-3             |                              | 4 0 1 0 0 0 4                   |                              |                                 |                              |                                 |                              |                                  |                                  |                                    |                                  |        |
| Rusty Staub, L (1, 9)<br>OBP: 0.356, SLG: 0.414       | 0-0<br>P6-4-3<br>1-2f  |                                 | 0-0<br>P4-3                  |                                 | 0-0<br>FC6-4<br>1B           |                                 |                              | 0-3<br>K                        |                              | 4 0 1 0 0 1 3                   |                              |                                 |                              |                                 |                              |                                  |                                  |                                    |                                  |        |
| John Milner, L (1, 3)<br>OBP: 0.328, SLG: 0.436       |  | 0-0<br>G3                       |                              | 0-0<br>1-3                      |                              | 0-0<br>FC6-4<br>1-2f            |                              | 0-0<br>SH2-4<br>1B              |                              | 4 0 1 0 0 0 1                   |                              |                                 |                              |                                 |                              |                                  |                                  |                                    |                                  |        |
| Cleon Jones, R (1, 7)<br>OBP: 0.313, SLG: 0.381       |  | 0-0<br>6-3                      |                              | 0-0<br>E<br>1B                  |                              | 0-0<br>P6-4-3<br>1-2f           |                              | 0-0<br>SH2-4<br>1-2             |                              | 3 0 1 0 0 0 1                   |                              |                                 |                              |                                 |                              |                                  |                                  |                                    |                                  |        |
| Dave Schneck, L (1, 8)<br>OBP: 0.216, SLG: 0.250      |  | 0-0<br>1B<br>1B                 |                              | 0-0<br>P6<br>1-2                |                              | 0-0<br>F7                       |                              | 0-3<br>K                        |                              | 4 0 1 0 0 1 2                   |                              |                                 |                              |                                 |                              |                                  |                                  |                                    |                                  |        |
| Jerry Grote, R (1, 2)<br>OBP: 0.290, SLG: 0.319       |  | 0-0<br>1-3<br>1B                |                              | 0-0<br>5-3                      |                              | 0-0<br>6-3                      |                              | 4-0<br>BB                       |                              | 3 0 1 0 0 0 1                   |                              |                                 |                              |                                 |                              |                                  |                                  |                                    |                                  |        |
| Ken Boswell, L (9, PH)<br>OBP: 0.303, SLG: 0.318      |  |                                 |                              |                                 |                              |                                 |                              |                                 |                              | 0 0 0 0 1 0 0                   |                              |                                 |                              |                                 |                              |                                  |                                  |                                    |                                  |        |
| Bud Harrelson, S (1, 6)<br>OBP: 0.354, SLG: 0.311     |  | 0-0<br>F7                       |                              |                                 |                              | 0-0<br>SH5-4<br>1B              |                              | 0-0<br>G3                       |                              | 3 0 1 0 0 0 2                   |                              |                                 |                              |                                 |                              |                                  |                                  |                                    |                                  |        |
| Ed Kranepool, L (9, PH)<br>OBP: 0.310, SLG: 0.306     |  |                                 |                              |                                 |                              |                                 |                              |                                 |                              | 1 0 0 0 0 0 2                   |                              |                                 |                              |                                 |                              |                                  |                                  |                                    |                                  |        |
| Jon Matlack, L (1, 1)<br>OBP: 0.282, SLG: 0.138       |  |                                 | 0-3<br>K                     |                                 | 0-0<br>SH5-4<br>1-2          |                                 |                              | 4-0<br>FC6-5<br>SH2-4<br>BB     |                              | 1 0 0 0 1 1 0                   |                              |                                 |                              |                                 |                              |                                  |                                  |                                    |                                  |        |
| <b>Inning Stats</b>                                   | R: 0<br>E: 0<br>K: 0<br>S: 3   | H: 1<br>LOB: 0<br>BB: 0<br>P: 3 | R: 0<br>E: 0<br>K: 0<br>S: 5 | H: 2<br>LOB: 2<br>BB: 0<br>P: 5 | R: 0<br>E: 0<br>K: 1<br>S: 6 | H: 1<br>LOB: 1<br>BB: 0<br>P: 6 | R: 0<br>E: 1<br>K: 0<br>S: 4 | H: 1<br>LOB: 1<br>BB: 0<br>P: 4 | R: 0<br>E: 0<br>K: 0<br>S: 3 | H: 1<br>LOB: 0<br>BB: 0<br>P: 3 | R: 0<br>E: 0<br>K: 0<br>S: 3 | H: 0<br>LOB: 0<br>BB: 0<br>P: 3 | R: 0<br>E: 0<br>K: 1<br>S: 5 | H: 0<br>LOB: 1<br>BB: 1<br>P: 9 | R: 0<br>E: 0<br>K: 1<br>S: 6 | H: 1<br>LOB: 2<br>BB: 1<br>P: 10 | 1B: 8<br>2B: 0<br>3B: 0<br>HR: 0 | SF: 0<br>SAC: 3<br>DP: 3<br>HBP: 0 | WP: 0<br>PB: 0<br>SB: 0<br>CS: 0 | PA: 35 |
| <b>PITCHER</b><br>Rick Reuschel, R (1, 1)<br>ERA: 3.0 | IP: 7.0<br>WLS: 26<br>BF: 7<br>H: 7<br>R: 0<br>ER: 0<br>SO: 1<br>BB: 1<br>IBB: 0<br>HBP: 0<br>BLK: 0<br>WP: 0<br>HR: 0<br>S: 27<br>P: 31<br>ERA: 0.00<br>WHIP: 1.143 |                                 |                              |                                 |                              |                                 |                              |                                 |                              |                                 |                              |                                 |                              |                                 |                              |                                  |                                  |                                    |                                  |        |
| Bob Locker, R (8, 1)<br>ERA: 2.56                     | IP: 2.0<br>WLS: 9<br>BF: 1<br>H: 1<br>R: 0<br>ER: 0<br>SO: 2<br>BB: 2<br>IBB: 0<br>HBP: 0<br>BLK: 0<br>WP: 0<br>HR: 0<br>S: 11<br>P: 19<br>ERA: 0.00<br>WHIP: 1.500  |                                 |                              |                                 |                              |                                 |                              |                                 |                              |                                 |                              |                                 |                              |                                 |                              |                                  |                                  |                                    |                                  |        |

**New York Mets @ Chicago Cubs**  
Wrigley Field, Chicago, IL  
Sun Sep 30 1973, 3:33 AM CDT  
Cloudy

livebaseballscorecards.com

|     |    |
|-----|----|
| AB  | 29 |
| R   | 0  |
| H   | 8  |
| RBI | 0  |
| BB  | 3  |
| SO  | 3  |
| LOB | 16 |



| Batter   | 1      | 2      | 3       | 4            | 5       | 6       | 7       | 8       | 9 |
|--|--------|--------|---------|--------------|---------|---------|---------|---------|---|
| Don Kessinger, S (1, 6)<br>OBP: 0.328, SLG: 0.311  | 0-0 F3 |        | 0-0 1B  |              | 4-0 BB  |         |         | 0-0 SH  |   |
| Rick Monday, L (1, 8)<br>OBP: 0.371, SLG: 0.464    | 0-3 K  |        | 0-3 K   |              | 0-3 K   |         |         | 0-3 K   |   |
| Billy Williams, L (1, 7)<br>OBP: 0.370, SLG: 0.440 | 0-0 1B |        | 0-0 F8  |              |         | 0-0 6-3 |         | 0-0 F7  |   |
| Ron Santo, R (1, 5)<br>OBP: 0.351, SLG: 0.446      | 0-0 F8 |        |         | 4-0 SH3-4 BB |         | 0-3 K   |         | 0-0 1B  |   |
| Jose Cardenal, R (1, 9)<br>OBP: 0.377, SLG: 0.440  |        | 0-0 F3 |         | 0-0 SH3-4    |         | 0-0 4-3 |         | 0-0 4-3 |   |
| Carmen Fanzone, R (1, 3)<br>OBP: 0.359, SLG: 0.445 |        | 0-0 L9 |         | 0-0 F2       |         | 0-3 K   |         |         |   |
| Paul Popovich, S (1, 4)<br>OBP: 0.282, SLG: 0.303  |        | 0-0 1B |         | 0-0 F9       |         | 0-3 K   |         |         |   |
| Bob Locker, S (8, 1)<br>OBP: 0.067, SLG: 0.067     |        |        |         |              |         |         |         |         |   |
| Ken Rudolph, R (1, 2)<br>OBP: 0.227, SLG: 0.294    |        | 0-3 K  |         |              | 0-0 5-3 |         | 0-0 4-3 |         |   |
| Rick Reuschel, R (1, 1)<br>OBP: 0.133, SLG: 0.137  |        |        | 0-0 5-3 |              |         | 0-3 K   |         | 0-0 SH  |   |
| Dave Rosello, R (8, 4)<br>OBP: 0.306, SLG: 0.324   |        |        |         |              |         |         |         | 0-0 1B  |   |

| Inning Stats | R: 0 | H: 1 | E: 0 | LOB: 1 | K: 1 | BB: 0 | S: 6 | P: 6  |
|--------------|------|------|------|--------|------|-------|------|-------|
|              | R: 0 | H: 1 | E: 0 | LOB: 1 | K: 1 | BB: 0 | S: 6 | P: 6  |
|              | R: 0 | H: 1 | E: 0 | LOB: 1 | K: 1 | BB: 0 | S: 6 | P: 6  |
|              | R: 0 | H: 0 | E: 0 | LOB: 1 | K: 0 | BB: 1 | S: 3 | P: 7  |
|              | R: 0 | H: 0 | E: 0 | LOB: 1 | K: 2 | BB: 1 | S: 7 | P: 11 |
|              | R: 0 | H: 0 | E: 0 | LOB: 0 | K: 1 | BB: 0 | S: 5 | P: 5  |
|              | R: 0 | H: 0 | E: 0 | LOB: 0 | K: 2 | BB: 0 | S: 7 | P: 7  |
|              | R: 1 | H: 2 | E: 0 | LOB: 2 | K: 1 | BB: 0 | S: 8 | P: 8  |

| PITCHER                           | IP  | WLS | BF | H | R | ER | SO | BB | IBB | HBP | BLK | WP | HR | S  | P  | ERA  | WHIP  |
|-----------------------------------|-----|-----|----|---|---|----|----|----|-----|-----|-----|----|----|----|----|------|-------|
| Jon Mattack, L (1, 1)<br>ERA: 3.2 | 8.0 | L   | 32 | 5 | 1 | 1  | 9  | 2  | 0   | 0   | 0   | 0  | 0  | 48 | 56 | 1.12 | 0.875 |

**BOTTOM**

| AB | R | H | RBI | BB | SO | LOB |
|----|---|---|-----|----|----|-----|
| 2  | 0 | 1 | 0   | 1  | 0  | 0   |
| 4  | 0 | 0 | 0   | 0  | 4  | 4   |
| 4  | 0 | 1 | 0   | 0  | 0  | 3   |
| 3  | 0 | 1 | 1   | 1  | 1  | 1   |
| 3  | 0 | 0 | 0   | 0  | 0  | 2   |
| 3  | 0 | 0 | 0   | 0  | 1  | 1   |
| 3  | 0 | 1 | 0   | 0  | 1  | 1   |
| 0  | 0 | 0 | 0   | 0  | 0  | 0   |
| 3  | 0 | 0 | 0   | 0  | 1  | 1   |
| 2  | 0 | 0 | 0   | 0  | 1  | 0   |
| 1  | 1 | 1 | 0   | 0  | 0  | 0   |

|            |           |
|------------|-----------|
| <b>AB</b>  | <b>28</b> |
| <b>R</b>   | <b>1</b>  |
| <b>H</b>   | <b>5</b>  |
| <b>RBI</b> | <b>1</b>  |
| <b>BB</b>  | <b>2</b>  |
| <b>SO</b>  | <b>9</b>  |
| <b>LOB</b> | <b>13</b> |



| WP | PA |
|----|----|
| 0  | 32 |

**New York Mets @ Chicago Cubs**  
**Wrigley Field, Chicago, IL**  
 Sun Sep 30 1973, 3:33 AM CDT  
 Cloudy

[livebaseballscorecards.com](http://livebaseballscorecards.com)

| Batter  | 1   | 2                                | 3                            | 4                               | 5                            | 6                               | 7                             | 8                               | 9                            | AB R H RBI BB SO LOB             | TOP   |                                 |                              |                                 |                              |                                 |                                  |                                    |                                  |        |
|---|---|----------------------------------|------------------------------|---------------------------------|------------------------------|---------------------------------|-------------------------------|---------------------------------|------------------------------|----------------------------------|---|---------------------------------|------------------------------|---------------------------------|------------------------------|---------------------------------|----------------------------------|------------------------------------|----------------------------------|--------|
| Wayne Garrett, L (1, 5)<br>OBP: 0.347, SLG: 0.400 | 4-0<br>SH1-3<br>1B<br>E<br>BB                         | 0-0<br>P3                        |                              |                                 | 0-0<br>FC6-4<br>1B           |                                 | 4-0<br>1B<br>BB               |                                 | 0-0<br>2B<br>1B              | 3 3 2 0 2 0 0                    | <b>New York Mets @ Chicago Cubs</b><br>Wrigley Field, Chicago, IL<br>Sun Sep 30 1973, 3:38 AM CDT<br>Att. 21,432 - Cloudy |                                 |                              |                                 |                              |                                 |                                  |                                    |                                  |        |
| Felix Millan, R (1, 4)<br>OBP: 0.331, SLG: 0.352  | 0-0<br>SH1-3<br>1-2                                   |                                  | 0-0<br>1-3                   |                                 | 0-0<br>FC6-4<br>1-2f         |                                 | 0-0<br>1B<br>1B               | 0-0<br>2B<br>1B                 | 4 1 2 0 0 0 1                |                                  |   |                                 |                              |                                 |                              |                                 |                                  |                                    |                                  |        |
| Rusty Staub, L (1, 9)<br>OBP: 0.358, SLG: 0.417   | 0-0<br>E<br>2-3<br>1B                                 |                                  | 0-0<br>F8                    |                                 |                              | 0-0<br>L4                       | 0-0<br>1-2<br>3-H<br>1B       | 0-0<br>1B<br>2B                 | 5 2 3 3 0 0 0                |                                  |   |                                 |                              |                                 |                              |                                 |                                  |                                    |                                  |        |
| John Milner, L (1, 3)<br>OBP: 0.331, SLG: 0.435   | 4-0<br>E<br>5-3<br>IBB                                |                                  | 0-0<br>F9                    |                                 | 4-0<br>HR<br>BB              | 0-0<br>F7                       | 0-0<br>3-H<br>2-H<br>1B       | 0-0<br>FC1-6<br>2-H<br>1B       | 3 2 1 1 2 0 2                |                                  |   |                                 |                              |                                 |                              |                                 |                                  |                                    |                                  |        |
| Cleon Jones, R (1, 7)<br>OBP: 0.311, SLG: 0.387   | 0-0<br>E5<br>1-3<br>2-H<br>3-H                        |                                  |                              | 0-3<br>K                        | 0-0<br>HR                    | 0-0<br>F9                       | 0-0<br>FC1-6<br>FC6-4<br>1-2f | 0-0<br>FC1-6<br>FC6-4<br>1-2f   | 5 1 1 2 0 1 4                |                                  |   |                                 |                              |                                 |                              |                                 |                                  |                                    |                                  |        |
| Jerry Grote, R (1, 2)<br>OBP: 0.285, SLG: 0.313   | 0-0<br>5-3  |                                  | 0-0<br>F8                    |                                 | 0-0<br>F9                    |                                 | 0-0<br>F8                     | 0-0<br>FC6-4<br>1-2f            | 5 0 0 1 0 0 2                |                                  |   |                                 |                              |                                 |                              |                                 |                                  |                                    |                                  |        |
| Don Hahn, R (1, 8)<br>OBP: 0.290, SLG: 0.296      | 0-0<br>P3   |                                  | 0-0<br>L3                    |                                 | 0-0<br>E<br>S<br>1B          |                                 | 0-0<br>6-3                    |                                 | 4 0 1 0 0 0 1                |                                  |   |                                 |                              |                                 |                              |                                 |                                  |                                    |                                  |        |
| Bud Harrelson, S (1, 6)<br>OBP: 0.350, SLG: 0.308 |   | 0-0<br>P4-3                      |                              | 0-3<br>K                        | 0-3<br>K                     |                                 | 0-0<br>F7                     |                                 | 4 0 0 0 0 2 1                |                                  |   |                                 |                              |                                 |                              |                                 |                                  |                                    |                                  |        |
| Jerry Koosman, R (1, 1)<br>OBP: 0.125, SLG: 0.115 |   | 0-3<br>K                         |                              | 0-3<br>K                        |                              | 0-0<br>F8                       |                               | 0-3<br>K                        | 4 0 0 0 0 3 0                |                                  |   |                                 |                              |                                 |                              |                                 |                                  |                                    |                                  |        |
| <b>Inning Stats</b>                               | R: 3<br>E: 1<br>K: 0<br>S: 5                          | H: 1<br>LOB: 1<br>BB: 2<br>P: 13 | R: 0<br>E: 0<br>K: 1<br>S: 5 | H: 0<br>LOB: 0<br>BB: 0<br>P: 5 | R: 0<br>E: 0<br>K: 0<br>S: 3 | H: 0<br>LOB: 0<br>BB: 0<br>P: 3 | R: 0<br>E: 0<br>K: 1<br>S: 8  | H: 1<br>LOB: 1<br>BB: 0<br>P: 8 | R: 2<br>E: 0<br>K: 1<br>S: 7 | H: 2<br>LOB: 1<br>BB: 1<br>P: 11 | R: 1<br>E: 0<br>K: 0<br>S: 5  | H: 2<br>LOB: 2<br>BB: 1<br>P: 9 | R: 0<br>E: 0<br>K: 0<br>S: 3 | H: 0<br>LOB: 0<br>BB: 0<br>P: 3 | R: 3<br>E: 0<br>K: 1<br>S: 9 | H: 4<br>LOB: 1<br>BB: 0<br>P: 9 | 1B: 8<br>2B: 1<br>3B: 0<br>HR: 1 | SF: 0<br>SAC: 1<br>DP: 0<br>HBP: 0 | WP: 0<br>PB: 0<br>SB: 1<br>CS: 0 | PA: 42 |
| <b>PITCHER</b>                                    | IP WLS BF H R ER SO BB IBB HBP BLK WP HR S P ERA WHIP |                                  |                              |                                 |                              |                                 |                               |                                 |                              |                                  |   |                                 |                              |                                 |                              |                                 |                                  |                                    |                                  |        |
| Fergie Jenkins, R (1, 1)<br>ERA: 3.89             | 6.1 L 30 6 6 3 5 3 1 0 0 0 0 1 36 52 4.26 1.421       |                                  |                              |                                 |                              |                                 |                               |                                 |                              |                                  |   |                                 |                              |                                 |                              |                                 |                                  |                                    |                                  |        |
| Mike Paul, L (7, 1)<br>ERA: 4.77                  | 0.1 1 0 0 0 0 0 0 0 0 0 0 0 1 1 0.00 0.000            |                                  |                              |                                 |                              |                                 |                               |                                 |                              |                                  |   |                                 |                              |                                 |                              |                                 |                                  |                                    |                                  |        |
| Ray Burris, R (7, 1)<br>ERA: 2.92                 | 2.1 11 4 3 3 1 0 0 0 0 0 0 0 13 13 11.57 1.714        |                                  |                              |                                 |                              |                                 |                               |                                 |                              |                                  |   |                                 |                              |                                 |                              |                                 |                                  |                                    |                                  |        |

livebaseballscorecards.com

|            |    |
|------------|----|
| <b>AB</b>  | 37 |
| <b>R</b>   | 9  |
| <b>H</b>   | 10 |
| <b>RBI</b> | 7  |
| <b>BB</b>  | 4  |
| <b>SO</b>  | 6  |
| <b>LOB</b> | 11 |





| Batter  | 1                | 2                                | 3         | 4          | 5          | 6         | 7          | 8                     | 9 | AB | R | H | RBI | BB | SO | LOB |
|---|------------------|----------------------------------|-----------|------------|------------|-----------|------------|-----------------------|---|----|---|---|-----|----|----|-----|
| Don Kessinger, S (1, 6)<br>OBP: 0.328, SLG: 0.311   | 0-0<br>BB<br>1B  | 0-0<br>F3                        |           |            | 0-0<br>4-3 |           | 0-0<br>4-3 |                       |   | 4  | 0 | 1 | 0   | 0  | 0  | 2   |
| Rick Monday, L (1, 8)<br>OBP: 0.370, SLG: 0.462     | 0-0<br>F9        | 0-0<br>F7                        |           |            | 0-3<br>K   |           |            | 0-3<br>K              |   | 3  | 0 | 0 | 0   | 0  | 1  | 2   |
| Dave Rosello, R (8, PH)<br>OBP: 0.297, SLG: 0.314   |                  |                                  |           |            |            |           |            |                       |   | 1  | 0 | 0 | 0   | 0  | 1  | 0   |
| Gene Hiser, L (9, 8)<br>OBP: 0.254, SLG: 0.229      |                  |                                  |           |            |            |           |            |                       |   | 0  | 0 | 0 | 0   | 0  | 0  | 0   |
| Billy Williams, L (1, 7)<br>OBP: 0.369, SLG: 0.439  | 0-0<br>P6        |                                  | 0-0<br>F7 |            | 0-3<br>K   |           |            | 0-0<br>G5-4-3<br>1B   |   | 4  | 0 | 1 | 0   | 0  | 1  | 1   |
| Ron Santo, R (1, 5)<br>OBP: 0.350, SLG: 0.444       | 4-0<br>1-2<br>BB |                                  | 0-0<br>F9 |            | 0-0<br>5-3 |           |            | 0-0<br>G5-4-3<br>1-2f |   | 3  | 0 | 0 | 0   | 1  | 0  | 1   |
| Jose Cardenal, R (1, 9)<br>OBP: 0.376, SLG: 0.438   | 0-3<br>K         |                                  | 0-0<br>F8 |            | 0-0<br>5-3 |           |            | 0-0<br>WP<br>1B       |   | 4  | 0 | 1 | 0   | 0  | 1  | 2   |
| Carmen Fanzone, R (1, 3)<br>OBP: 0.359, SLG: 0.443  |                  | 0-0<br>1B<br>E<br>1B             |           | 0-0<br>5-3 |            | 0-0<br>F9 |            | 0-3<br>K              |   | 3  | 1 | 1 | 0   | 0  | 0  | 0   |
| Ray Burris, R (7, 1)<br>OBP: 0.250, SLG: 0.143      |                  |                                  |           |            |            |           |            | 1-2<br>K              |   | 0  | 0 | 0 | 0   | 0  | 0  | 0   |
| Andre Thornton, R (9, PH)<br>OBP: 0.333, SLG: 0.286 |                  |                                  |           |            |            |           |            | 1<br>K                |   | 1  | 0 | 0 | 0   | 0  | 1  | 1   |
| Paul Popovich, S (1, 4)<br>OBP: 0.281, SLG: 0.302   |                  | 0-0<br>1-2<br>E<br>1B            |           | 0-0<br>F9  |            | 0-3<br>K  |            | 0-0<br>F9             |   | 4  | 1 | 1 | 0   | 0  | 1  | 1   |
| Ken Rudolph, R (1, 2)<br>OBP: 0.227, SLG: 0.289     |                  | 0-0<br>E5<br>SH1-4<br>1-H<br>2-H |           | 4-0<br>BB  |            | 0-0<br>P4 |            | 0-3<br>K              |   | 3  | 0 | 0 | 0   | 1  | 1  | 1   |
| Fergie Jenkins, R (1, 1)<br>OBP: 0.178, SLG: 0.167  |                  | 0-0<br>SH1-4                     |           | 0-0<br>BB  |            | 0-0<br>1B |            |                       |   | 1  | 0 | 0 | 0   | 0  | 0  | 1   |
| Mike Paul, L (7, 1)<br>OBP: 0.370, SLG: 0.315       |                  | 1-2<br>SH1-4                     |           | 0-0<br>F9  |            |           |            |                       |   | 0  | 0 | 0 | 0   | 0  | 0  | 0   |
| Jim Hickman, R (7, 3)<br>OBP: 0.370, SLG: 0.315     |                  |                                  |           |            |            |           |            |                       |   | 1  | 0 | 1 | 0   | 0  | 0  | 0   |

| Inning Stats | R: 0 | H: 1 | E: 0 | K: 1 | S: 6 | R: 2 | H: 2 | E: 1 | K: 0 | S: 6 | R: 0 | H: 0 | E: 0 | K: 0 | S: 3 | R: 0 | H: 0 | E: 0 | K: 2 | S: 7 | R: 0 | H: 0 | E: 0 | K: 1 | S: 6 | R: 0 | H: 1 | E: 0 | K: 1 | S: 5 | R: 0 | H: 1 | E: 0 | K: 2 | S: 8 | 1B: 6 | 2B: 0 | 3B: 0 | HR: 0 | SF: 0 | SAC: 1 | DP: 1 | HBP: 0 | WP: 1 | PB: 0 | SB: 0 | CS: 0 | PA: 35 |  |  |
|--------------|------|------|------|------|------|------|------|------|------|------|------|------|------|------|------|------|------|------|------|------|------|------|------|------|------|------|------|------|------|------|------|------|------|------|------|-------|-------|-------|-------|-------|--------|-------|--------|-------|-------|-------|-------|--------|--|--|
|              |      |      |      |      |      |      |      |      |      |      |      |      |      |      |      |      |      |      |      |      |      |      |      |      |      |      |      |      |      |      |      |      |      |      |      |       |       |       |       |       |        |       |        |       |       |       |       |        |  |  |

| PITCHER                              | IP  | WLS | BF | H | R | ER | SO | BB | IBB | HBP | BLK | WP | HR | S  | P  | ERA  | WHIP  |
|--------------------------------------|-----|-----|----|---|---|----|----|----|-----|-----|-----|----|----|----|----|------|-------|
| Jerry Koosman, L (1, 1)<br>ERA: 2.84 | 9.0 | W   | 35 | 6 | 2 | 0  | 7  | 2  | 0   | 0   | 0   | 1  | 0  | 47 | 55 | 0.00 | 0.889 |

**NEW YORK METS @ CHICAGO CUBS**  
Wrigley Field, Chicago, IL  
Sun Sep 30 1973, 3:38 AM CDT  
Att. 21,432 - Cloudy

|            |           |
|------------|-----------|
| <b>AB</b>  | <b>32</b> |
| <b>R</b>   | <b>2</b>  |
| <b>H</b>   | <b>6</b>  |
| <b>RBI</b> | <b>0</b>  |
| <b>BB</b>  | <b>2</b>  |
| <b>SO</b>  | <b>7</b>  |
| <b>LOB</b> | <b>12</b> |

| Batter  | 1   | 2                               | 3                            | 4                               | 5                            | 6                               | 7                            | 8                                | 9                            | AB R H RBI BB SO LOB             | TOP                          |                                 |                              |                                 |                              |                                 |                              |                                 |                                   |                                    |   |        |
|---|---|---------------------------------|------------------------------|---------------------------------|------------------------------|---------------------------------|------------------------------|----------------------------------|------------------------------|----------------------------------|------------------------------|---------------------------------|------------------------------|---------------------------------|------------------------------|---------------------------------|------------------------------|---------------------------------|-----------------------------------|------------------------------------|---|--------|
| Wayne Garrett, L (1, 5)<br>OBP: 0.348, SLG: 0.403 | 0-0<br>F9   |                                 | 0-0<br>FC5-4<br>1B           |                                 | 0-0<br>1B<br>2B              | 0-0<br>FC4-2<br>G6-4-3          |                              | 0-0<br>SH1-4                     |                              | 4 1 2 0 0 0 2                    |                              |                                 |                              |                                 |                              |                                 |                              |                                 |                                   |                                    |   |        |
| Felix Millan, R (1, 4)<br>OBP: 0.332, SLG: 0.353  | 0-0<br>F8   |                                 | 0-0<br>FC5-4<br>1-2f         |                                 | 0-0<br>1B<br>SF8             | 0-0<br>G6-4-3                   |                              | 0-0<br>1B                        |                              | 5 1 2 0 0 0 3                    |                              |                                 |                              |                                 |                              |                                 |                              |                                 |                                   |                                    |   |        |
| Rusty Staub, L (1, 9)<br>OBP: 0.361, SLG: 0.421   | 0-0<br>P4-3   |                                 |                              | 0-0<br>BB<br>1B                 | 0-0<br>1-3<br>3-H<br>1B      |                                 | 0-0<br>FC6-4<br>BB<br>1B     | 0-0<br>1-2<br>2-3<br>1B          |                              | 5 2 4 1 0 0 0                    |                              |                                 |                              |                                 |                              |                                 |                              |                                 |                                   |                                    |   |        |
| John Milner, L (1, 3)<br>OBP: 0.329, SLG: 0.432   |   | 0-0<br>3-1                      |                              | 4-0<br>BB<br>1B<br>BB           | 0-0<br>SF8                   |                                 | 0-0<br>F8                    | 0-0<br>F3                        |                              | 3 1 0 1 1 0 4                    |                              |                                 |                              |                                 |                              |                                 |                              |                                 |                                   |                                    |   |        |
| Cleon Jones, R (1, 7)<br>OBP: 0.315, SLG: 0.395   |   | 0-0<br>HR                       |                              | 4-0<br>BB<br>1B<br>BB           | 0-0<br>FC6-4                 |                                 | 4-0<br>FC6-4<br>BB           | 0-0<br>4-3                       |                              | 3 1 1 1 2 0 4                    |                              |                                 |                              |                                 |                              |                                 |                              |                                 |                                   |                                    |   |        |
| Jerry Grote, R (1, 2)<br>OBP: 0.290, SLG: 0.316   |   | 0-0<br>P6-4-3<br>1B             |                              | 0-0<br>FC5-4<br>1B              | 4-0<br>1-2<br>2-3<br>BB      |                                 | 0-0<br>FC6-4<br>E            |                                  | 0-3<br>K                     | 4 0 2 2 1 1 2                    |                              |                                 |                              |                                 |                              |                                 |                              |                                 |                                   |                                    |   |        |
| Don Hahn, R (1, 8)<br>OBP: 0.285, SLG: 0.290      |   | 0-0<br>P6-4-3<br>1-2f           |                              | 0-0<br>F7                       | 0-0<br>1-3                   |                                 | 0-0<br>E5                    |                                  | 0-0<br>P4                    | 5 0 0 0 0 0 6                    |                              |                                 |                              |                                 |                              |                                 |                              |                                 |                                   |                                    |   |        |
| Bud Harrelson, S (1, 6)<br>OBP: 0.348, SLG: 0.309 |   |                                 | 0-3<br>K                     | 0-0<br>F8                       |                              | 0-0<br>1B<br>FC4-2<br>2B        | 0-0<br>G3                    |                                  | 0-0<br>F8                    | 5 0 1 0 0 1 4                    |                              |                                 |                              |                                 |                              |                                 |                              |                                 |                                   |                                    |   |        |
| Tom Seaver, R (1, 1)<br>OBP: 0.220, SLG: 0.237    |   |                                 | 0-0<br>6-3                   | 0-0<br>FC5-4                    |                              | 0-0<br>FC4-2                    |                              | 1-0<br>1B<br>SH1-4<br>HBP        |                              | 3 0 1 0 0 0 2                    |                              |                                 |                              |                                 |                              |                                 |                              |                                 |                                   |                                    |   |        |
| Tug McGraw, R (7, 1)<br>OBP: 0.259, SLG: 0.167    |   |                                 |                              | 1-2f                            |                              | 2-3                             |                              |                                  |                              | 0 0 0 0 0 0 0                    |                              |                                 |                              |                                 |                              |                                 |                              |                                 |                                   |                                    |   |        |
| <b>Inning Stats</b>                               | R: 0<br>E: 0<br>K: 0<br>S: 3  | H: 0<br>LOB: 0<br>BB: 0<br>P: 3 | R: 1<br>E: 0<br>K: 0<br>S: 4 | H: 2<br>LOB: 0<br>BB: 0<br>P: 4 | R: 0<br>E: 0<br>K: 1<br>S: 6 | H: 1<br>LOB: 1<br>BB: 0<br>P: 6 | R: 2<br>E: 0<br>K: 0<br>S: 5 | H: 2<br>LOB: 2<br>BB: 2<br>P: 13 | R: 2<br>E: 0<br>K: 0<br>S: 6 | H: 3<br>LOB: 2<br>BB: 1<br>P: 10 | R: 0<br>E: 0<br>K: 0<br>S: 4 | H: 2<br>LOB: 1<br>BB: 0<br>P: 4 | R: 1<br>E: 1<br>K: 0<br>S: 5 | H: 1<br>LOB: 2<br>BB: 1<br>P: 9 | R: 0<br>E: 0<br>K: 0<br>S: 5 | H: 2<br>LOB: 3<br>BB: 0<br>P: 6 | R: 0<br>E: 0<br>K: 1<br>S: 5 | H: 0<br>LOB: 0<br>BB: 0<br>P: 5 | 1B: 10<br>2B: 2<br>3B: 0<br>HR: 1 | SF: 1<br>SAC: 1<br>DP: 2<br>HBP: 1 | WP: 0<br>PB: 0<br>SB: 0<br>CS: 0  | PA: 44 |
| <b>PITCHER</b>                                    | IP<br>WLS<br>BF<br>H<br>R<br>ER<br>SO<br>BB<br>IBB<br>HBP<br>BLK<br>WP<br>HR<br>S<br>P<br>ERA<br>WHIP |                                 |                              |                                 |                              |                                 |                              |                                  |                              |                                  |                              |                                 |                              |                                 |                              |                                 |                              |                                 |                                   |                                    | IP<br>WLS<br>BF<br>H<br>R<br>ER<br>SO<br>BB<br>IBB<br>HBP<br>BLK<br>WP<br>HR<br>S<br>P<br>ERA<br>WHIP |        |
| Burt Hooton, R (1, 1)<br>ERA: 3.68                | 4.0<br>L<br>20<br>7<br>5<br>5<br>1<br>2<br>0<br>0<br>0<br>0<br>1<br>20<br>28<br>11.25<br>2.250        |                                 |                              |                                 |                              |                                 |                              |                                  |                              |                                  |                              |                                 |                              |                                 |                              |                                 |                              |                                 |                                   |                                    |   |        |
| Mike Paul, L (5, 1)<br>ERA: 4.68                  | 2.0<br>9<br>3<br>0<br>0<br>0<br>0<br>1<br>0<br>0<br>0<br>0<br>0<br>8<br>12<br>0.00<br>2.000           |                                 |                              |                                 |                              |                                 |                              |                                  |                              |                                  |                              |                                 |                              |                                 |                              |                                 |                              |                                 |                                   |                                    |   |        |
| Jack Aker, R (7, 1)<br>ERA: 4.1                   | 2.0<br>12<br>3<br>1<br>0<br>0<br>0<br>1<br>0<br>1<br>0<br>0<br>0<br>10<br>15<br>0.00<br>2.000         |                                 |                              |                                 |                              |                                 |                              |                                  |                              |                                  |                              |                                 |                              |                                 |                              |                                 |                              |                                 |                                   |                                    |   |        |
| Bob Locker, R (9, 1)<br>ERA: 2.54                 | 1.0<br>3<br>0<br>0<br>0<br>0<br>1<br>0<br>0<br>0<br>0<br>0<br>0<br>5<br>5<br>0.00<br>0.000            |                                 |                              |                                 |                              |                                 |                              |                                  |                              |                                  |                              |                                 |                              |                                 |                              |                                 |                              |                                 |                                   |                                    |   |        |

**New York Mets @ Chicago Cubs**  
**Wrigley Field, Chicago, IL**  
 Mon Oct 01 1973, 3:33 AM CDT  
 Att. 1,913 - Overcast - 64 F

[livebaseballscorecards.com](http://livebaseballscorecards.com)

|            |    |
|------------|----|
| <b>AB</b>  | 37 |
| <b>R</b>   | 6  |
| <b>H</b>   | 13 |
| <b>RBI</b> | 5  |
| <b>BB</b>  | 4  |
| <b>SO</b>  | 2  |
| <b>LOB</b> | 27 |







| Batter   | 1       | 2       | 3      | 4      | 5             | 6      | 7      | 8      | 9       | AB | R | H | RBI | BB | SO | LOB |
|--|---------|---------|--------|--------|---------------|--------|--------|--------|---------|----|---|---|-----|----|----|-----|
| Pete Rose, S (1, 7)<br>OBP: 0.250, SLG: 1.000  | 0-0 P5  |         | 0-0 F7 |        | 0-3 K         |        |        | 0-0 HR |         | 4  | 1 | 1 | 1   | 0  | 1  | 1   |
| Joe Morgan, L (1, 4)   | 0-0 P5  |         | 0-0 F9 |        |               | 0-0 P6 |        | 0-3 K  |         | 4  | 0 | 0 | 0   | 0  | 1  | 0   |
| Dan Driessen, L (1, 5)<br>OBP: 0.250, SLG: 0.500   | 0-0 4-3 |         |        | 0-0 2B |               | 0-3 K  |        | 0-0 F7 |         | 4  | 0 | 1 | 0   | 0  | 1  | 0   |
| Tony Perez, R (1, 3)   |         | 0-0 5-3 |        | 0-0 F9 |               | 0-3 K  |        |        | 0-0 6-3 | 4  | 0 | 0 | 0   | 0  | 1  | 1   |
| Johnny Bench, R (1, 2)<br>OBP: 0.750, SLG: 1.750   |         | 0-0 2B  |        | 0-3 K  |               |        | 0-0 1B |        | 0-0 HR  | 4  | 1 | 3 | 1   | 0  | 1  | 1   |
| Ken Griffey, L (1, 9)  |         | 1-0 HBP |        | 0-3 K  |               |        | 0-0 L6 |        |         | 2  | 0 | 0 | 0   | 0  | 1  | 2   |
| Cesar Geronimo, L (1, 8)<br>OBP: 0.333, SLG: 0.333   |         | 0-3 K   |        |        | 0-0 SH3-4 1B  |        | 0-3 K  |        |         | 3  | 0 | 1 | 0   | 0  | 2  | 3   |
| Darrel Chaney, S (1, 6)<br>Larry Stahl, L (7, PH)<br>Ed Crosby, L (8, 6)                         |         | 0-3 K   |        |        | 0-3 K         |        | 0-3 K  |        |         | 2  | 0 | 0 | 0   | 0  | 2  | 3   |
| Jack Billingham, R (1, 1)<br>Hal King, L (8, PH)<br>Tom Hall, L (9, 1)<br>Pedro Borbon, R (9, 1) |         |         | 0-3 K  |        | 0-0 SH3-4 1-2 |        |        | 0-3 K  |         | 1  | 0 | 0 | 0   | 0  | 1  | 0   |

| Inning Stats                                 | R: 0 | H: 0 | E: 0 | K: 0 | S: 3 | R: 0 | H: 1 | E: 0 | K: 2 | S: 8 | R: 0 | H: 0 | E: 0 | K: 1 | S: 5 | R: 0 | H: 1 | E: 0 | K: 2 | S: 8 | R: 0 | H: 1 | E: 0 | K: 2 | S: 8 | R: 0 | H: 0 | E: 0 | K: 2 | S: 7 | R: 0 | H: 1 | E: 0 | K: 2 | S: 8 | R: 1 | H: 1 | E: 0 | K: 2 | S: 8 | R: 1 | H: 1 | E: 0 | K: 0 | S: 2 | 1B: 2 | 2B: 2 | 3B: 0 | HR: 2 | SF: 0 | SAC: 1 | DP: 0 | HBP: 1 | WP: 0 | PA: 32 |
|--|------|------|------|------|------|------|------|------|------|------|------|------|------|------|------|------|------|------|------|------|------|------|------|------|------|------|------|------|------|------|------|------|------|------|------|------|------|------|------|------|------|------|------|------|------|-------|-------|-------|-------|-------|--------|-------|--------|-------|--------|
| PITCHER<br>Tom Seaver, R (1, 1)<br>ERA: 2.16 | IP   | WLS  | BF   | H    | R    | ER   | SO   | BB   | IBB  | HBP  | BLK  | WP   | HR   | S    | P    | ERA  | WHIP | IP   | WLS  | BF   | H    | R    | ER   | SO   | BB   | IBB  | HBP  | BLK  | WP   | HR   | S    | P    | ERA  | WHIP |      |      |      |      |      |      |      |      |      |      |      |       |       |       |       |       |        |       |        |       |        |

**BOTTOM**

**New York Mets @ Cincinnati Reds**  
 Riverfront Stadium, Cincinnati, OH  
 Sat Oct 06 1973, 3:33 AM EDT  
 Att. 53,431 - Unknown

livebaseballscorecards.com

|     |    |
|-----|----|
| AB  | 30 |
| R   | 2  |
| H   | 6  |
| RBI | 2  |
| BB  | 0  |
| SO  | 13 |
| LOB | 12 |



| Batter  | 1   | 2                               | 3                            | 4                               | 5                            | 6                               | 7                            | 8                               | 9                              | AB R H RBI BB SO LOB            | TOP                          |                                 |                              |                                 |                              |                                 |                               |                                  |                                  |                                    |                                  |        |
|---|---|---------------------------------|------------------------------|---------------------------------|------------------------------|---------------------------------|------------------------------|---------------------------------|--------------------------------|---------------------------------|------------------------------|---------------------------------|------------------------------|---------------------------------|------------------------------|---------------------------------|-------------------------------|----------------------------------|----------------------------------|------------------------------------|----------------------------------|--------|
| Wayne Garrett, L (1, 5)<br>OBP: 0.111, SLG: 0.111 | 0-3<br>K  |                                 | 0-0<br>P4                    |                                 |                              | 0-3<br>K                        |                              | 0-0<br>CS                       | 3-1<br>4-3                     | 5 0 0 0 0 2 4                   |                              |                                 |                              |                                 |                              |                                 |                               |                                  |                                  |                                    |                                  |        |
| Felix Millan, R (1, 4)<br>OBP: 0.143, SLG: 0.143  | 0-0<br>F2   |                                 |                              | 0-0<br>F9                       |                              | 0-3<br>K                        |                              |                                 | 0-0<br>BB<br>1B                | 4 1 1 0 0 1 0                   |                              |                                 |                              |                                 |                              |                                 |                               |                                  |                                  |                                    |                                  |        |
| Rusty Staub, L (1, 9)<br>OBP: 0.500, SLG: 0.800   | 0-0<br>F7   |                                 |                              | 0-0<br>HR                       |                              | 0-0<br>G3                       |                              |                                 | 4-0<br>1B<br>1-2<br>BB         | 3 2 1 1 1 0 0                   |                              |                                 |                              |                                 |                              |                                 |                               |                                  |                                  |                                    |                                  |        |
| Cleon Jones, R (1, 7)<br>OBP: 0.250, SLG: 0.143   |   | 0-0<br>F8                       |                              | 4-0<br>BB                       |                              | 0-0<br>F9                       |                              |                                 | 0-0<br>1B<br>1-3<br>2-H        | 3 1 1 1 1 0 0                   |                              |                                 |                              |                                 |                              |                                 |                               |                                  |                                  |                                    |                                  |        |
| John Milner, L (1, 3)<br>OBP: 0.375, SLG: 0.167   |   | 0-0<br>F8                       |                              | 0-0<br>G4-6-3<br>1-2f           |                              | 0-0<br>4-3                      |                              |                                 | 4-0<br>1B<br>1B<br>1B<br>IBB   | 3 1 0 0 1 0 1                   |                              |                                 |                              |                                 |                              |                                 |                               |                                  |                                  |                                    |                                  |        |
| Jerry Grote, R (1, 2)<br>OBP: 0.125, SLG: 0.125   |   | 0-0<br>F9                       |                              |                                 | 0-0<br>F7                    |                                 | 0-0<br>5-3                   |                                 | 0-0<br>1B<br>1-2<br>2-H<br>3-H | 4 0 1 2 0 0 0                   |                              |                                 |                              |                                 |                              |                                 |                               |                                  |                                  |                                    |                                  |        |
| Don Hahn, R (1, 8)<br>OBP: 0.429, SLG: 0.333      |   |                                 | 0-3<br>K                     |                                 | 0-0<br>1B                    |                                 |                              | 4-0<br>CS<br>SH2-4<br>BB        | 0-0<br>1B<br>1-2<br>2-3        | 3 0 2 0 1 1 0                   |                              |                                 |                              |                                 |                              |                                 |                               |                                  |                                  |                                    |                                  |        |
| Bud Harrelson, S (1, 6)<br>OBP: 0.286, SLG: 0.167 |   |                                 | 0-0<br>P4                    |                                 | 0-0<br>F9                    |                                 |                              | 0-0<br>F8                       | 0-0<br>1B<br>1-2<br>2-3<br>3-H | 4 0 1 1 0 0 2                   |                              |                                 |                              |                                 |                              |                                 |                               |                                  |                                  |                                    |                                  |        |
| Jon Matlack, L (1, 1)<br>OBP: 0.000, SLG: 0.000   |   |                                 | 4-0<br>BB                    |                                 | 0-3<br>K                     |                                 |                              | 0-0<br>SH2-4                    | 0-3<br>K                       | 2 0 0 0 1 2 4                   |                              |                                 |                              |                                 |                              |                                 |                               |                                  |                                  |                                    |                                  |        |
| <b>Inning Stats</b>                               | R: 0<br>E: 0<br>K: 1<br>S: 5                          | H: 0<br>LOB: 0<br>BB: 0<br>P: 5 | R: 0<br>E: 0<br>K: 0<br>S: 3 | H: 0<br>LOB: 0<br>BB: 0<br>P: 3 | R: 0<br>E: 0<br>K: 1<br>S: 5 | H: 0<br>LOB: 1<br>BB: 1<br>P: 9 | R: 1<br>E: 0<br>K: 0<br>S: 3 | H: 1<br>LOB: 0<br>BB: 1<br>P: 7 | R: 0<br>E: 0<br>K: 1<br>S: 6   | H: 1<br>LOB: 1<br>BB: 0<br>P: 6 | R: 0<br>E: 0<br>K: 2<br>S: 7 | H: 0<br>LOB: 0<br>BB: 0<br>P: 7 | R: 0<br>E: 0<br>K: 0<br>S: 3 | H: 0<br>LOB: 0<br>BB: 0<br>P: 3 | R: 0<br>E: 0<br>K: 0<br>S: 2 | H: 0<br>LOB: 0<br>BB: 1<br>P: 6 | R: 4<br>E: 0<br>K: 1<br>S: 10 | H: 5<br>LOB: 3<br>BB: 2<br>P: 18 | 1B: 6<br>2B: 0<br>3B: 0<br>HR: 1 | SF: 0<br>SAC: 1<br>DP: 1<br>HBP: 0 | WP: 0<br>PB: 0<br>SB: 0<br>CS: 1 | PA: 38 |
| <b>PITCHER</b>                                    | IP WLS BF H R ER SO BB IBB HBP BLK WP HR S P ERA WHIP |                                 |                              |                                 |                              |                                 |                              |                                 |                                |                                 |                              |                                 |                              |                                 |                              |                                 |                               |                                  |                                  |                                    |                                  |        |
| Don Gullett, L (1, 1)<br>ERA: 1.8                 | 5.0 L 18 2 1 1 3 2 0 0 0 0 0 1 22 30 1.80 0.800       |                                 |                              |                                 |                              |                                 |                              |                                 |                                |                                 |                              |                                 |                              |                                 |                              |                                 |                               |                                  |                                  |                                    |                                  |        |
| Clay Carroll, R (6, 1)<br>ERA:                    | 3.0 9 0 0 0 2 1 0 0 0 0 0 0 12 16 0.00 0.333          |                                 |                              |                                 |                              |                                 |                              |                                 |                                |                                 |                              |                                 |                              |                                 |                              |                                 |                               |                                  |                                  |                                    |                                  |        |
| Tom Hall, L (9, 1)<br>ERA: 81.0                   | 0.1 4 2 3 3 0 1 0 0 0 0 0 0 3 7 81.00 9.000           |                                 |                              |                                 |                              |                                 |                              |                                 |                                |                                 |                              |                                 |                              |                                 |                              |                                 |                               |                                  |                                  |                                    |                                  |        |
| Pedro Borbon, R (9, 1)<br>ERA: 5.4                | 0.2 6 3 1 1 1 0 1 0 0 0 0 0 7 11 13.50 4.500          |                                 |                              |                                 |                              |                                 |                              |                                 |                                |                                 |                              |                                 |                              |                                 |                              |                                 |                               |                                  |                                  |                                    |                                  |        |

**New York Mets @ Cincinnati Reds**  
Riverfront Stadium, Cincinnati, OH  
Sun Oct 07 1973, 3:33 AM EDT  
Att: 54,041 - Unknown

|     |    |
|-----|----|
| AB  | 31 |
| R   | 5  |
| H   | 7  |
| RBI | 5  |
| BB  | 5  |
| SO  | 6  |
| LOB | 11 |



| Batter   | 1          | 2          | 3          | 4          | 5                     | 6         | 7          | 8          | 9         | AB | R | H | RBI | BB | SO | LOB |
|--|------------|------------|------------|------------|-----------------------|-----------|------------|------------|-----------|----|---|---|-----|----|----|-----|
| Pete Rose, S (1, 7)<br>OBP: 0.125, SLG: 0.500      | 0-3<br>K   |            | 0-0<br>6-3 |            |                       | 0-0<br>F8 |            | 0-0<br>6-3 |           | 4  | 0 | 0 | 0   | 0  | 1  | 1   |
| Joe Morgan, L (1, 4)                               | 0-0<br>6-3 |            |            | 0-0<br>F7  |                       | 0-0<br>P6 |            |            | 0-0<br>F8 | 4  | 0 | 0 | 0   | 0  | 0  | 0   |
| Tony Perez, R (1, 3)                               | 0-0<br>F9  |            |            | 0-0<br>F8  |                       | 0-0<br>F9 |            |            | 0-0<br>F9 | 4  | 0 | 0 | 0   | 0  | 0  | 0   |
| Johnny Bench, R (1, 2)<br>OBP: 0.375, SLG: 0.875   |            | 0-0<br>5-3 |            | 0-0<br>5-3 |                       |           | 0-0<br>6-3 |            | 0-3<br>K  | 4  | 0 | 0 | 0   | 0  | 1  | 0   |
| Andy Kosco, R (1, 9)<br>OBP: 1.000, SLG: 1.000     |            |            |            |            | 4-0<br>BB<br>BB<br>BB |           |            |            |           | 2  | 0 | 2 | 0   | 1  | 0  | 0   |
| Dan Driessen, L (1, 5)<br>OBP: 0.143, SLG: 0.286   |            |            |            |            | 0-3<br>K              |           |            |            | 0-0<br>F7 | 3  | 0 | 0 | 0   | 0  | 1  | 3   |
| Cesar Geronimo, L (1, 8)<br>OBP: 0.167, SLG: 0.167 |            |            | 0-0<br>CS  | 0-3<br>K   |                       | 0-3<br>K  |            | 0-3<br>K   |           | 3  | 0 | 0 | 0   | 0  | 3  | 2   |
| Darrel Chaney, S (1, 6)                            |            |            |            |            | 4-0<br>BB<br>BB<br>BB |           |            |            | 0-3<br>K  | 0  | 0 | 0 | 0   | 2  | 0  | 0   |
| Ed Armbrister, R (8, PH)                           |            |            |            |            | 1-2<br>BB             |           |            |            |           | 1  | 0 | 0 | 0   | 0  | 1  | 0   |
| Tom Hall, L (9, 1)                                 |            |            |            |            | 4-0<br>SH5-4<br>BB    |           |            |            |           | 0  | 0 | 0 | 0   | 0  | 0  | 0   |
| Pedro Borbon, R (9, 1)                             |            |            |            |            | 1-2<br>BB             |           |            |            |           | 0  | 0 | 0 | 0   | 0  | 0  | 0   |
| Don Gullett, R (1, 1)                              |            |            |            |            | 0-0<br>SH5-4          |           |            |            | 0-3<br>K  | 0  | 0 | 0 | 0   | 0  | 0  | 0   |
| Phil Gagliano, R (5, PH)                           |            |            |            |            | 0-0<br>SH5-4          |           |            |            |           | 1  | 0 | 0 | 0   | 0  | 1  | 2   |
| Clay Carroll, R (6, 1)                             |            |            |            |            |                       |           |            |            |           | 0  | 0 | 0 | 0   | 0  | 0  | 0   |
| Denis Menke, R (8, PH) (9, 6)                      |            |            |            |            |                       |           |            |            |           | 1  | 0 | 0 | 0   | 0  | 1  | 0   |

| Inning Stats | R: 0 | H: 0 | E: 0 | K: 1 | S: 5 | R: 0 | H: 1 | E: 0 | K: 0 | S: 3 | R: 0 | H: 0 | E: 0 | K: 1 | S: 5 | R: 0 | H: 0 | E: 0 | K: 0 | S: 3 | R: 0 | H: 0 | E: 0 | K: 3 | S: 9 | R: 0 | H: 0 | E: 0 | K: 0 | S: 3 | R: 0 | H: 1 | E: 0 | K: 1 | S: 6 | R: 0 | H: 0 | E: 0 | K: 2 | S: 7 | R: 0 | H: 0 | E: 0 | K: 1 | S: 5 | 1B: 2 | 2B: 0 | 3B: 0 | HR: 0 | SF: 0 | SAC: 1 | DP: 0 | HBP: 0 | WP: 0 | PB: 0 | SB: 0 | CS: 1 | PA: 32 |
|--------------|------|------|------|------|------|------|------|------|------|------|------|------|------|------|------|------|------|------|------|------|------|------|------|------|------|------|------|------|------|------|------|------|------|------|------|------|------|------|------|------|------|------|------|------|------|-------|-------|-------|-------|-------|--------|-------|--------|-------|-------|-------|-------|--------|
|--------------|------|------|------|------|------|------|------|------|------|------|------|------|------|------|------|------|------|------|------|------|------|------|------|------|------|------|------|------|------|------|------|------|------|------|------|------|------|------|------|------|------|------|------|------|------|-------|-------|-------|-------|-------|--------|-------|--------|-------|-------|-------|-------|--------|


| PITCHER                       | IP  | WLS | BF | H | R | ER | SO | BB | IBB | HBP | BLK | WP | HR | S  | P  | ERA  | WHIP  |
|-------------------------------|-----|-----|----|---|---|----|----|----|-----|-----|-----|----|----|----|----|------|-------|
| Jon Matlack, L (1, 1)<br>ERA: | 9.0 | W   | 31 | 2 | 0 | 0  | 9  | 3  | 0   | 0   | 0   | 0  | 0  | 46 | 58 | 0.00 | 0.556 |

**BOTTOM**

**New York Mets @ Cincinnati Reds**  
 Riverfront Stadium, Cincinnati, OH

Sun Oct 07 1973, 3:33 AM EDT  
 Att. 54,041 - Unknown

|     |    |
|-----|----|
| AB  | 27 |
| R   | 0  |
| H   | 2  |
| RBI | 0  |
| BB  | 3  |
| SO  | 9  |
| LOB | 8  |



| Batter   | 1                            | 2                               | 3                            | 4                               | 5                            | 6                               | 7                            | 8                               | 9                            | AB R H RBI BB SO LOB  | TOP                          |                                 |                              |                                 |                              |                                 |                              |                                 |                                  |                                    |                                  |        |
|--|------------------------------|---------------------------------|------------------------------|---------------------------------|------------------------------|---------------------------------|------------------------------|---------------------------------|------------------------------|---|------------------------------|---------------------------------|------------------------------|---------------------------------|------------------------------|---------------------------------|------------------------------|---------------------------------|----------------------------------|------------------------------------|----------------------------------|--------|
| <b>Pete Rose, S</b> (1, 7)<br>OBP: 0.250, SLG: 0.500   | 0-0<br>F8                    |                                 | 0-0<br>F8 1B                 |                                 | 0-0<br>G3-6-3 1B             |                                 | 0-0<br>F8                    |                                 |                              | 4 0 2 0 0 0 1   |                              |                                 |                              |                                 |                              |                                 |                              |                                 |                                  |                                    |                                  |        |
| <b>Joe Morgan, L</b> (1, 4)<br>OBP: 0.083, SLG: 0.083  | 0-0<br>F3                    |                                 | 0-0<br>FC6-4 1B              |                                 | 0-0<br>G3-6-3                |                                 |                              | 0-3<br>K                        |                              | 4 0 1 1 0 1 1   |                              |                                 |                              |                                 |                              |                                 |                              |                                 |                                  |                                    |                                  |        |
| <b>Tony Perez, R</b> (1, 3)  | 0-3<br>K                     |                                 | 0-0<br>F8                    |                                 |                              | 0-0<br>P3                       |                              | 0-0<br>F8                       |                              | 4 0 0 0 0 1 2   |                              |                                 |                              |                                 |                              |                                 |                              |                                 |                                  |                                    |                                  |        |
| <b>Johnny Bench, R</b> (1, 2)<br>OBP: 0.333, SLG: 0.750  |                              | 0-3<br>K                        | 0-0<br>FC6-4                 |                                 |                              | 0-0<br>F8                       |                              | 0-0<br>2B                       |                              | 4 0 1 0 0 1 2   |                              |                                 |                              |                                 |                              |                                 |                              |                                 |                                  |                                    |                                  |        |
| <b>Andy Kosco, R</b> (1, 9)<br>OBP: 0.429, SLG: 0.333  |                              | 0-0<br>F7                       |                              | 0-3<br>K                        |                              | 0-0<br>E5                       |                              | 0-0<br>L5                       |                              | 4 0 0 0 0 1 1   |                              |                                 |                              |                                 |                              |                                 |                              |                                 |                                  |                                    |                                  |        |
| <b>Ed Arbrister, R</b> (1, 8)<br>OBP: 0.200, SLG: 0.200  |                              | 0-3<br>K                        |                              | 0-0<br>1B                       |                              | 0-3<br>K                        |                              |                                 | 0-3<br>K                     | 4 0 1 0 0 3 1   |                              |                                 |                              |                                 |                              |                                 |                              |                                 |                                  |                                    |                                  |        |
| <b>Denis Menke, R</b> (1, 5)<br>OBP: 0.200, SLG: 0.800   |                              |                                 | 0-0<br>HR                    |                                 | 0-3<br>K                     |                                 | 0-0<br>6-3                   |                                 | 0-0<br>F8                    | 4 1 1 1 0 1 1   |                              |                                 |                              |                                 |                              |                                 |                              |                                 |                                  |                                    |                                  |        |
| <b>Darrel Chaney, S</b> (1, 6)<br><b>Phil Gagliano, R</b> (9, PH)  |                              |                                 | 0-0<br>P4                    |                                 | 0-0<br>P6                    |                                 | 0-0<br>F8                    |                                 | 0-0<br>F8                    | 3 0 0 0 0 0 1<br>1 0 0 0 0 0 0  |                              |                                 |                              |                                 |                              |                                 |                              |                                 |                                  |                                    |                                  |        |
| <b>Ross Grimsley, L</b> (1, 1)<br><b>Tom Hall, L</b> (2, 1)<br><b>Larry Stahl, L</b> (3, PH)<br><b>Dave Tomlin, L</b> (3, 1)<br><b>Roger Nelson, R</b> (4, 1)<br><b>Hal King, L</b> (7, PH)<br><b>Pedro Borbon, R</b> (7, 1) |                              |                                 | 0-0<br>1B 1B                 |                                 | 0-3<br>K                     |                                 | 0-0<br>1B                    |                                 |                              | 0 0 0 0 0 0 0<br>0 0 0 0 0 0 0<br>1 1 1 0 0 0 0<br>0 0 0 0 0 0 0<br>1 0 0 0 0 1 0<br>1 0 1 0 0 0 0<br>0 0 0 0 0 0 0 |                              |                                 |                              |                                 |                              |                                 |                              |                                 |                                  |                                    |                                  |        |
| <b>Inning Stats</b>  | R: 0<br>E: 0<br>K: 1<br>S: 5 | H: 0<br>LOB: 0<br>BB: 0<br>P: 5 | R: 0<br>E: 0<br>K: 2<br>S: 7 | H: 0<br>LOB: 0<br>BB: 0<br>P: 7 | R: 2<br>E: 0<br>K: 0<br>S: 7 | H: 4<br>LOB: 2<br>BB: 0<br>P: 7 | R: 0<br>E: 0<br>K: 2<br>S: 8 | H: 1<br>LOB: 1<br>BB: 0<br>P: 8 | R: 0<br>E: 0<br>K: 1<br>S: 5 | H: 1<br>LOB: 0<br>BB: 0<br>P: 5   | R: 0<br>E: 1<br>K: 1<br>S: 6 | H: 0<br>LOB: 1<br>BB: 0<br>P: 6 | R: 0<br>E: 0<br>K: 0<br>S: 4 | H: 1<br>LOB: 1<br>BB: 0<br>P: 4 | R: 0<br>E: 0<br>K: 1<br>S: 6 | H: 1<br>LOB: 1<br>BB: 0<br>P: 6 | R: 0<br>E: 0<br>K: 1<br>S: 5 | H: 0<br>LOB: 0<br>BB: 0<br>P: 5 | 1B: 6<br>2B: 1<br>3B: 0<br>HR: 1 | SF: 0<br>SAC: 0<br>DP: 1<br>HBP: 0 | WP: 0<br>PB: 0<br>SB: 0<br>CS: 0 | PA: 35 |
| <b>PITCHER</b><br><b>Jerry Kosman, L</b> (1, 1)<br>ERA: 2.0  | IP<br>9.0                    | WLS<br>W                        | BF<br>35                     | H<br>8                          | R<br>2                       | ER<br>2                         | SO<br>9                      | BB<br>0                         | IBB<br>0                     | HBP<br>0  | BLK<br>0                     | WP<br>0                         | HR<br>1                      | S<br>53                         | P<br>53                      | ERA<br>2.00                     | WHIP<br>0.889                |                                 |                                  |                                    |                                  |        |

Cincinnati Reds @ New York Mets  
 Shea Stadium, Flushing, NY  
 Mon Oct 08 1973, 3:33 AM EDT  
 Att: 53,967 - Unknown

livebaseballscorecards.com

|     |    |
|-----|----|
| AB  | 35 |
| R   | 2  |
| H   | 8  |
| RBI | 2  |
| BB  | 0  |
| SO  | 9  |
| LOB | 10 |





| Batter  | 1         | 2          | 3          | 4         | 5          | 6 | 7 | 8          | 9 | AB | R | H | RBI | BB | SO | LOB |
|---|-----------|------------|------------|-----------|------------|---|---|------------|---|----|---|---|-----|----|----|-----|
| Wayne Garrett, L (1, 5)<br>OBP: 0.071, SLG: 0.077 | 0-3<br>K  | 0-0<br>SF8 | 0-3<br>K   |           | 0-0<br>F7  |   |   | 0-3<br>K   |   | 4  | 0 | 0 | 1   | 0  | 3  | 1   |
| Felix Millan, R (1, 4)<br>OBP: 0.333, SLG: 0.200  | 0-0<br>F9 | 0-0<br>HR  |            | 4-0<br>2B | 4-0<br>BB  |   |   | 0-0<br>F9  |   | 3  | 2 | 1 | 1   | 2  | 0  | 0   |
| Rusty Staub, L (1, 9)<br>OBP: 0.462, SLG: 1.200   | 0-0<br>HR | 0-0<br>HR  |            | 0-0<br>F9 | 0-0<br>4-3 |   |   | 0-0<br>5-3 |   | 5  | 2 | 2 | 4   | 0  | 0  | 2   |
| Cleon Jones, R (1, 7)<br>OBP: 0.417, SLG: 0.400   | 0-0<br>1B | 4-0<br>BB  |            | 0-0<br>E9 | 0-0<br>1B  |   |   | 0-0<br>4-3 |   | 3  | 1 | 2 | 0   | 1  | 0  | 0   |
| John Milner, L (1, 3)<br>OBP: 0.333, SLG: 0.200   | 0-3<br>K  | 0-3<br>K   |            | 0-0<br>1B | 0-0<br>1B  |   |   | 0-0<br>4-3 |   | 4  | 0 | 1 | 1   | 0  | 2  | 2   |
| Jerry Grote, R (1, 2)<br>OBP: 0.250, SLG: 0.182   |           | 4-0<br>1B  | 0-0<br>1B  | 0-0<br>F7 | 0-0<br>F7  |   |   | 0-0<br>F8  |   | 3  | 2 | 1 | 0   | 1  | 0  | 1   |
| Don Hahn, R (1, 8)<br>OBP: 0.455, SLG: 0.400      |           | 0-0<br>SF8 | 0-0<br>6-3 | 0-0<br>1B | 0-0<br>1B  |   |   | 0-0<br>1-3 |   | 4  | 1 | 2 | 0   | 0  | 0  | 1   |
| Bud Harrelson, S (1, 6)<br>OBP: 0.182, SLG: 0.100 |           | 0-0<br>L9  | 0-0<br>F8  | 0-0<br>F7 | 0-0<br>F7  |   |   | 0-3<br>K   |   | 4  | 0 | 0 | 0   | 0  | 1  | 5   |
| Jerry Koosman, R (1, 1)<br>OBP: 0.500, SLG: 0.500 |           | 0-0<br>HR  | 0-0<br>1B  | 0-0<br>1B | 0-0<br>4-3 |   |   | 0-0<br>4-3 |   | 4  | 1 | 2 | 1   | 0  | 0  | 0   |

| Inning Stats | R: 1 | H: 2 | E: 0 | K: 2 | S: 9 | H: 2 | LOB: 1 | BB: 0 | P: 9 | R: 5 | H: 4 | E: 0 | K: 1 | S: 9 | R: 1 | H: 2 | E: 0 | K: 1 | S: 7 | R: 2 | H: 3 | E: 1 | K: 0 | S: 6 | R: 0 | H: 0 | E: 0 | K: 0 | S: 3 | R: 0 | H: 0 | E: 0 | K: 1 | S: 5 | R: 0 | H: 0 | E: 0 | K: 1 | S: 5 | R: 0 | H: 0 | E: 0 | K: 1 | S: 5 | 1B: 8 | SF: 1 | 3B: 0 | HR: 2 |
|--------------|------|------|------|------|------|------|--------|-------|------|------|------|------|------|------|------|------|------|------|------|------|------|------|------|------|------|------|------|------|------|------|------|------|------|------|------|------|------|------|------|------|------|------|------|------|-------|-------|-------|-------|
|--------------|------|------|------|------|------|------|--------|-------|------|------|------|------|------|------|------|------|------|------|------|------|------|------|------|------|------|------|------|------|------|------|------|------|------|------|------|------|------|------|------|------|------|------|------|------|-------|-------|-------|-------|


| PITCHER                              | IP  | WLS | BF | H | R | ER | SO | BB | IBB | HBP | BLK | WP | HR | S  | P  | ERA   | WHIP  |
|--------------------------------------|-----|-----|----|---|---|----|----|----|-----|-----|-----|----|----|----|----|-------|-------|
| Ross Grimsley, L (1, 1)<br>ERA: 27.0 | 1.2 | L   | 11 | 5 | 5 | 5  | 2  | 1  | 0   | 0   | 0   | 0  | 1  | 14 | 18 | 27.00 | 3.600 |
| Tom Hall, L (2, 1)<br>ERA: 54.0      | 0.1 |     | 3  | 1 | 1 | 1  | 1  | 1  | 0   | 0   | 0   | 0  | 1  | 4  | 8  | 27.00 | 6.000 |
| Dave Tomlin, L (3, 1)<br>ERA: 16.2   | 1.2 |     | 11 | 5 | 3 | 3  | 1  | 1  | 0   | 0   | 0   | 0  | 0  | 12 | 16 | 16.20 | 3.600 |
| Roger Nelson, R (4, 1)<br>ERA:       | 2.1 |     | 8  | 0 | 0 | 0  | 0  | 1  | 0   | 0   | 0   | 0  | 0  | 7  | 11 | 0.00  | 0.429 |
| Pedro Borbon, R (7, 1)<br>ERA: 2.45  | 2.0 |     | 6  | 0 | 0 | 0  | 2  | 0  | 0   | 0   | 0   | 0  | 0  | 10 | 10 | 0.00  | 0.000 |

**BOTTOM**

**Cincinnati Reds @ New York Mets**  
**Shea Stadium, Flushing, NY**  
 Mon Oct 08 1973, 3:33 AM EDT  
 Att. 53,967 - Unknown

livebaseballscorecards.com

|            |           |
|------------|-----------|
| <b>AB</b>  | <b>34</b> |
| <b>R</b>   | <b>9</b>  |
| <b>H</b>   | <b>11</b> |
| <b>RBI</b> | <b>8</b>  |
| <b>BB</b>  | <b>4</b>  |
| <b>SO</b>  | <b>6</b>  |
| <b>LOB</b> | <b>12</b> |



|       |        |
|-------|--------|
| WP: 0 | PA: 39 |
| PB: 0 | SB: 0  |
| CS: 0 |        |

| Batter  | 1   | 2                               | 3                            | 4                               | 5                            | 6                               | 7                            | 8                               | 9                            | 10                              | 11                           | 12                              | AB R H RBI BB SO LOB         | TOP   |                              |                                 |                              |                                 |                                  |                                    |                                  |        |   |      |       |
|---|---|---------------------------------|------------------------------|---------------------------------|------------------------------|---------------------------------|------------------------------|---------------------------------|------------------------------|---------------------------------|------------------------------|---------------------------------|------------------------------|---|------------------------------|---------------------------------|------------------------------|---------------------------------|----------------------------------|------------------------------------|----------------------------------|--------|---|------|-------|
| <b>Pete Rose, S</b><br>OBP: 0.389, SLG: 0.706<br>(1, 7)                 | 0-0<br>1-3  |                                 |                              | 0-0<br>G4-6-3<br>1B             |                              | 0-0<br>F9                       |                              |                                 | 0-0<br>BB SH<br>1B           | 4-0<br>BB<br>IBB                |                              | 0-0<br>HR                       | 5 1 3 1 1 0 0                | <b>Cincinnati Reds @ New York Mets</b><br>Shea Stadium, Flushing, NY<br>Tue Oct 09 1973, 7:05 PM EDT<br>Att. 50,786 - Unknown |                              |                                 |                              |                                 |                                  |                                    |                                  |        |   |      |       |
| <b>Joe Morgan, L</b><br>OBP: 0.118, SLG: 0.063<br>(1, 4)                | 0-0<br>4-3  |                                 |                              | 0-0<br>F7                       |                              |                                 | 0-0<br>3-1                   |                                 | 0-0<br>SH BB<br>1-2          | 4-0<br>BB<br>1-2 2-3            |                              | 0-0<br>F7                       | 4 0 0 0 1 0 1                |   |                              |                                 |                              |                                 |                                  |                                    |                                  |        |   |      |       |
| <b>Tony Perez, R</b><br>OBP: 0.056, SLG: 0.222<br>(1, 3)                | 0-0<br>F7   |                                 |                              | 0-0<br>G4-6-3<br>1-2f           |                              |                                 | 0-0<br>HR                    |                                 | 0-0<br>P6                    | 0-0<br>F9                       |                              | 0-0<br>P4                       | 6 1 1 1 0 0 6                |   |                              |                                 |                              |                                 |                                  |                                    |                                  |        |   |      |       |
| <b>Johnny Bench, R</b><br>OBP: 0.353, SLG: 0.625<br>(1, 2)              |   | 0-0<br>2-3                      |                              |                                 | 0-0<br>G6-4-3<br>1B          |                                 | 0-0<br>P4                    |                                 | 4-0<br>BB<br>1-2 2-3         |                                 | 0-0<br>5-3                   |                                 | 4 0 1 0 1 0 0                |   |                              |                                 |                              |                                 |                                  |                                    |                                  |        |   |      |       |
| <b>Andy Kosco, R</b><br>OBP: 0.417, SLG: 0.300<br>(1, 9)                |   | 0-3<br>K                        |                              | 0-0<br>G6-4-3<br>1-2f           |                              | 0-0<br>BB                       |                              | 4-0<br>K                        |                              |                                 | 0-0<br>1B<br>1B              |                                 | 4 0 1 0 1 2 4                |   |                              |                                 |                              |                                 |                                  |                                    |                                  |        |   |      |       |
| <b>Denis Menke, R</b><br>OBP: 0.300, SLG: 0.556<br>(1, 5)<br>(10, 6)    |   | 0-0<br>6-3                      |                              | 0-0<br>BB                       |                              | 0-0<br>P4                       |                              | 0-0<br>P5                       |                              |                                 | 0-0<br>1-3<br>1B             |                                 | 4 0 1 0 1 0 4                |   |                              |                                 |                              |                                 |                                  |                                    |                                  |        |   |      |       |
| <b>Cesar Geronimo, L</b><br>OBP: 0.091, SLG: 0.091<br>(1, 8)            |   |                                 | 0-3<br>K                     |                                 | 0-0<br>F7                    |                                 | 0-0<br>G1                    |                                 | 0-0<br>F9                    |                                 | 0-3<br>K                     |                                 | 5 0 0 0 0 2 3                |   |                              |                                 |                              |                                 |                                  |                                    |                                  |        |   |      |       |
| <b>Darrel Chaney, S</b><br>(1, 6)                                       |   |                                 | 0-0<br>1-3                   |                                 | 0-3<br>K                     |                                 | 0-3<br>K                     |                                 | 0-0<br>BB WP<br>1B           |                                 | 0-0<br>F9                    |                                 | 2 0 0 0 0 1 0                |   |                              |                                 |                              |                                 |                                  |                                    |                                  |        |   |      |       |
| <b>Ed Armbrister, R</b><br>OBP: 0.167, SLG: 0.167<br>(8, PH)            |   |                                 |                              |                                 |                              |                                 |                              |                                 |                              |                                 |                              |                                 | 1 0 0 0 0 1 0                |   |                              |                                 |                              |                                 |                                  |                                    |                                  |        |   |      |       |
| <b>Ed Crosby, L</b><br>OBP: 1.000, SLG: 1.000<br>(8, 6)                 |   |                                 |                              |                                 |                              |                                 |                              |                                 |                              |                                 |                              |                                 | 1 0 1 0 0 0 0                |   |                              |                                 |                              |                                 |                                  |                                    |                                  |        |   |      |       |
| <b>Dan Driessen, L</b><br>OBP: 0.125, SLG: 0.250<br>(10, PR)<br>(10, 5) |   |                                 |                              |                                 |                              |                                 |                              |                                 |                              |                                 |                              |                                 | 1 0 0 0 0 0 2                |   |                              |                                 |                              |                                 |                                  |                                    |                                  |        |   |      |       |
| <b>Fred Norman, S</b><br>(1, 1)   |   |                                 | 0-3<br>K                     |                                 | 0-0<br>F9                    |                                 | 0-0<br>6-3                   |                                 |                              | 0-0<br>6-3                      |                              | 0-0<br>F7                       | 1 0 0 0 0 1 0                |   |                              |                                 |                              |                                 |                                  |                                    |                                  |        |   |      |       |
| <b>Larry Stahl, L</b><br>OBP: 0.333, SLG: 0.333<br>(6, PH)              |   |                                 |                              |                                 |                              |                                 |                              |                                 |                              |                                 |                              |                                 | 1 0 0 0 0 0 0                |   |                              |                                 |                              |                                 |                                  |                                    |                                  |        |   |      |       |
| <b>Don Gullett, R</b><br>(6, 1)   |   |                                 |                              |                                 |                              |                                 |                              |                                 |                              |                                 |                              |                                 | 1 0 0 0 0 0 0                |   |                              |                                 |                              |                                 |                                  |                                    |                                  |        |   |      |       |
| <b>Phil Gagliano, R</b><br>(10, PH)                                     |   |                                 |                              |                                 |                              |                                 |                              |                                 |                              |                                 |                              |                                 | 1 0 0 0 0 0 1                |   |                              |                                 |                              |                                 |                                  |                                    |                                  |        |   |      |       |
| <b>Clay Carroll, R</b><br>(10, 1)                                       |   |                                 |                              |                                 |                              |                                 |                              |                                 |                              |                                 |                              |                                 | 0 0 0 0 0 0 0                |   |                              |                                 |                              |                                 |                                  |                                    |                                  |        |   |      |       |
| <b>Ken Griffey, L</b><br>(12, PH)                                       |   |                                 |                              |                                 |                              |                                 |                              |                                 |                              |                                 |                              |                                 | 1 0 0 0 0 0 0                |   |                              |                                 |                              |                                 |                                  |                                    |                                  |        |   |      |       |
| <b>Pedro Borbon, R</b><br>(12, 1)                                       |   |                                 |                              |                                 |                              |                                 |                              |                                 |                              |                                 |                              |                                 | 0 0 0 0 0 0 0                |   |                              |                                 |                              |                                 |                                  |                                    |                                  |        |   |      |       |
| <b>Inning Stats</b>   | R: 0<br>E: 0<br>K: 0<br>S: 3                          | H: 0<br>LOB: 0<br>BB: 0<br>P: 3 | R: 0<br>E: 0<br>K: 1<br>S: 5 | H: 0<br>LOB: 0<br>BB: 0<br>P: 5 | R: 0<br>E: 0<br>K: 2<br>S: 7 | H: 0<br>LOB: 0<br>BB: 0<br>P: 7 | R: 0<br>E: 0<br>K: 0<br>S: 3 | H: 1<br>LOB: 0<br>BB: 0<br>P: 3 | R: 0<br>E: 0<br>K: 0<br>S: 3 | H: 1<br>LOB: 1<br>BB: 1<br>P: 7 | R: 0<br>E: 0<br>K: 1<br>S: 5 | H: 0<br>LOB: 0<br>BB: 0<br>P: 5 | R: 0<br>E: 1<br>K: 1<br>S: 7 | H: 1<br>LOB: 3<br>BB: 1<br>P: 11  | R: 0<br>E: 0<br>K: 0<br>S: 4 | H: 2<br>LOB: 2<br>BB: 0<br>P: 7 | R: 1<br>E: 0<br>K: 0<br>S: 4 | H: 1<br>LOB: 0<br>BB: 0<br>P: 4 | 1B: 6<br>2B: 0<br>3B: 0<br>HR: 2 | SF: 0<br>SAC: 1<br>DP: 2<br>HBP: 0 | WP: 1<br>PB: 0<br>SB: 0<br>CS: 0 | PA: 48 |   |      |       |
| <b>PITCHER</b>  | IP WLS BF H R ER SO BB IBB HBP BLK WP HR S P ERA WHIP |                                 |                              |                                 |                              |                                 |                              |                                 |                              |                                 |                              |                                 |                              |   |                              |                                 |                              |                                 |                                  |                                    |                                  |        |   |      |       |
| <b>George Stone, L</b><br>ERA: 1.35<br>(1, 1)                           | 6.2   | 23                              | 3                            | 1                               | 1                            | 4                               | 2                            | 0                               | 0                            | 0                               | 0                            | 0                               | 0                            | 0   | 0                            | 0                               | 0                            | 0                               | 0                                | 0                                  | 0                                | 0      | 0 | 1.35 | 0.750 |
| <b>Tug McGraw, L</b><br>ERA:<br>(7, 1)                                  | 4.1   | 21                              | 4                            | 0                               | 0                            | 3                               | 2                            | 1                               | 0                            | 0                               | 1                            | 0                               | 0                            | 0   | 0                            | 0                               | 0                            | 0                               | 0                                | 0                                  | 0                                | 0      | 0 | 0.00 | 1.385 |
| <b>Harry Parker, R</b><br>ERA: 9.0<br>(12, 1)                           | 1.0   | L 4                             | 1                            | 1                               | 1                            | 0                               | 0                            | 0                               | 0                            | 0                               | 0                            | 1                               | 4                            | 4   | 9.00                         | 1.000                           |                              |                                 |                                  |                                    |                                  |        |   |      |       |

|     |    |
|-----|----|
| AB  | 42 |
| R   | 2  |
| H   | 8  |
| RBI | 2  |
| BB  | 5  |
| SO  | 7  |
| LOB | 21 |



livebaseballscorecards.com

| Batter   | 1         | 2        | 3                  | 4            | 5        | 6         | 7        | 8         | 9           | 10        | 11        | 12        | AB | R | H | RBI | BB | SO | LOB |
|--|-----------|----------|--------------------|--------------|----------|-----------|----------|-----------|-------------|-----------|-----------|-----------|----|---|---|-----|----|----|-----|
| Wayne Garrett, L (1, 5) X<br>OBP: 0.053, SLG: 0.056  | 0-0 F9 ①  |          | 0-0 F8 ②           |              |          | 0-0 F7 ①  |          | 0-0 G3 ③  |             |           | 0-0 4-3 ② |           | 5  | 0 | 0 | 0   | 0  | 0  | 2   |
| Felix Millan, R (1, 4) X<br>OBP: 0.353, SLG: 0.267   | 0-0 4-3 ② |          | 0-0 P4 ②           |              |          | 0-0 P4 ②  |          |           | 0-0 FC4-6 ① |           | 0-0 F9 ③  |           | 5  | 0 | 2 | 1   | 0  | 0  | 0   |
| Rusty Staub, L (1, 9) X<br>OBP: 0.333, SLG: 0.800  | 0-0 P4 ③  |          | 0-0 4-3 ③          |              |          | 0-3 K ③   |          |           | 0-3 K ①     |           |           | 0-0 F7 ①  | 5  | 0 | 0 | 0   | 0  | 2  | 3   |
| Cleon Jones, R (1, 7)<br>OBP: 0.294, SLG: 0.267  |           | 0-3 K ①  |                    | 0-0 6-3 ①    |          | 0-0 6-3 ① |          |           | 0-0 P4 ②    |           |           | 0-0 F9 ②  | 5  | 0 | 0 | 0   | 0  | 1  | 1   |
| John Milner, L (1, 3)<br>OBP: 0.294, SLG: 0.143  |           | 0-0 F9 ② |                    | 4-0 BB ②     |          | 0-0 3-1 ② |          |           | 0-0 FC4-6 ③ |           |           | 0-0 4-3 ③ | 4  | 0 | 0 | 0   | 1  | 0  | 1   |
| Jerry Grote, R (1, 2)<br>OBP: 0.250, SLG: 0.200  |           | 0-3 K ③  |                    | 0-0 G6-4-3 ② |          | 0-0 1B ③  |          |           |             | 0-0 6-3 ① |           |           | 4  | 0 | 1 | 0   | 0  | 1  | 1   |
| Don Hahn, R (1, 8)<br>OBP: 0.400, SLG: 0.308   |           |          | 4-0 F8 5-3 1B BB ① |              | 0-0 L1 ① |           | 0-0 F8 ③ |           |             | 0-0 6-3 ② |           |           | 3  | 1 | 0 | 0   | 1  | 0  | 1   |
| Bud Harrelson, S (1, 6)<br>OBP: 0.133, SLG: 0.071  |           |          | 0-0 5-3 ①          |              | 0-0 F2 ② |           |          | 0-0 4-3 ① |             |           | 0-0 F7 ③  |           | 4  | 0 | 0 | 0   | 0  | 0  | 1   |
| George Stone, L (1, 1)<br>Tug McGraw, R (7, 1)<br>Ken Boswell, L (11, PH)<br>Harry Parker, R (12, 1) |           |          | 4-0 1B BB ①        |              | 0-3 K ③  |           |          | 0-3 K ②   |             |           | 0-0 4-3 ① |           | 1  | 0 | 0 | 0   | 1  | 1  | 0   |


| Inning Stats | R: 0 | H: 0 | E: 0 | K: 3 | S: 3 | R: 0 | H: 0 | E: 0 | K: 7 | S: 7 | R: 1 | H: 1 | E: 0 | K: 4 | S: 4 | R: 0 | H: 0 | E: 0 | K: 1 | S: 5 | R: 0 | H: 0 | E: 0 | K: 1 | S: 5 | R: 0 | H: 0 | E: 0 | K: 1 | S: 5 | R: 0 | H: 1 | E: 0 | K: 4 | S: 4 | R: 0 | H: 0 | E: 0 | K: 1 | S: 5 | R: 0 | H: 0 | E: 0 | K: 1 | S: 5 | R: 0 | H: 0 | E: 0 | K: 3 | S: 3 | R: 0 | H: 0 | E: 0 | K: 0 | S: 3 | R: 0 | H: 0 | E: 0 | K: 3 | S: 3 |
|--------------|------|------|------|------|------|------|------|------|------|------|------|------|------|------|------|------|------|------|------|------|------|------|------|------|------|------|------|------|------|------|------|------|------|------|------|------|------|------|------|------|------|------|------|------|------|------|------|------|------|------|------|------|------|------|------|------|------|------|------|------|
|--------------|------|------|------|------|------|------|------|------|------|------|------|------|------|------|------|------|------|------|------|------|------|------|------|------|------|------|------|------|------|------|------|------|------|------|------|------|------|------|------|------|------|------|------|------|------|------|------|------|------|------|------|------|------|------|------|------|------|------|------|------|

| PITCHER                              | IP  | WLS | BF | H | R | ER | SO | BB | IBB | HBP | BLK | WP | HR | S  | P  | ERA  | WHIP  |
|--------------------------------------|-----|-----|----|---|---|----|----|----|-----|-----|-----|----|----|----|----|------|-------|
| Fred Norman, L (1, 1)<br>ERA: 1.8    | 5.0 |     | 18 | 1 | 1 | 1  | 3  | 3  | 0   | 0   | 0   | 0  | 0  | 21 | 33 | 1.80 | 0.800 |
| Don Gullett, L (6, 1)<br>ERA: 1.0    | 4.0 |     | 14 | 2 | 0 | 0  | 3  | 0  | 0   | 0   | 0   | 0  | 0  | 20 | 20 | 0.00 | 0.500 |
| Clay Carroll, R (10, 1)<br>ERA:      | 2.0 | W   | 6  | 0 | 0 | 0  | 0  | 0  | 0   | 0   | 0   | 0  | 0  | 6  | 6  | 0.00 | 0.000 |
| Pedro Borbon, R (12, 1)<br>ERA: 1.93 | 1.0 | S   | 3  | 0 | 0 | 0  | 0  | 0  | 0   | 0   | 0   | 0  | 0  | 3  | 3  | 0.00 | 0.000 |

**BOTTOM**

**Cincinnati Reds @ New York Mets**  
 Shea Stadium, Flushing, NY  
 Tue Oct 09 1973, 7:05 PM EDT  
 Att. 50,786 - Unknown

|            |           |
|------------|-----------|
| <b>AB</b>  | <b>38</b> |
| <b>R</b>   | <b>1</b>  |
| <b>H</b>   | <b>3</b>  |
| <b>RBI</b> | <b>1</b>  |
| <b>BB</b>  | <b>3</b>  |
| <b>SO</b>  | <b>6</b>  |
| <b>LOB</b> | <b>10</b> |



|           |          |           |           |
|-----------|----------|-----------|-----------|
| <b>WP</b> | <b>0</b> | <b>PA</b> | <b>41</b> |
| <b>PB</b> | <b>0</b> |           |           |
| <b>SB</b> | <b>0</b> |           |           |
| <b>CS</b> | <b>0</b> |           |           |

| PITCHER | IP | WLS | BF | H | R | ER | SO | BB | IBB | HBP | BLK | WP | HR | S | P | ERA | WHIP |
|---------|----|-----|----|---|---|----|----|----|-----|-----|-----|----|----|---|---|-----|------|
|---------|----|-----|----|---|---|----|----|----|-----|-----|-----|----|----|---|---|-----|------|

| Batter   | 1  | 2   | 3   | 4   | 5   | 6   | 7   | 8   | 9  | AB R H RBI BB SO LOB   | TOP   |                |   |
|--|--|---|---|---|---|---|---|---|--|--|---|----------------|---|
| <b>Pete Rose, S</b> (1, 7)<br>OBP: 0.435, SLG: 0.714   | 0-0<br><b>4-3</b>  |   | 0-0<br><b>1-3</b>   |   | 0-0<br>G3<br><b>1B</b><br>2B                                    |   | 0-0<br><b>1B</b>  |   | 4-0<br>BB<br>BB<br>BB<br>BB<br>1-2<br>2-3<br><b>BB</b>           | 4 1 2 0 1 0 0  | <b>Cincinnati Reds @ New York Mets</b><br>Shea Stadium, Flushing, NY<br>Wed Oct 10 1973, 7:05 PM EDT<br>Att: 50,323 - Unknown |                |   |
| <b>Joe Morgan, L</b> (1, 4)<br>OBP: 0.182, SLG: 0.150  | 4-0<br><b>BB</b><br>1B   |   | 0-0<br><b>E9</b><br>SF7<br>2B                                   |   | 0-0<br>G3   |   | 0-0<br><b>P3</b>  |   | 0-0<br><b>P6</b>   | 4 1 1 0 1 0 5  |   |                |   |
| <b>Dan Driessen, L</b> (1, 5)<br>OBP: 0.154, SLG: 0.250  | 0-0<br><b>WP</b><br>1-3<br>1B                                    |   | 0-0<br><b>SF7</b>   |   | 0-0<br>4-3  |   | 0-0<br><b>P6</b>  |   | 0-0<br><b>3-1</b>  | 4 0 1 1 0 0 5  |   |                |   |
| <b>Tony Perez, R</b> (1, 3)<br>OBP: 0.091, SLG: 0.227  | 0-3<br><b>K</b><br>1-2   |   | 0-0<br>3-H<br><b>6-3</b>  |   | 0-0<br><b>1B</b>  |   |   | 0-3<br><b>K</b>   |  | 4 0 1 1 0 2 2  |   |                |   |
| <b>Johnny Bench, R</b> (1, 2)<br>OBP: 0.333, SLG: 0.526  | 4-0<br><b>IBB</b>  |   |   | 0-0<br><b>4-3</b>   |   | 0-0<br><b>P6</b>  |   | 0-0<br><b>5-3</b>   |  | 3 0 0 0 1 0 1  |   |                |   |
| <b>Ken Griffey, L</b> (1, 9)<br>OBP: 0.250, SLG: 0.286   | 0-0<br><b>F8</b>   |   |   | 0-0<br><b>2B</b>  |   | 0-0<br><b>1-3</b>   |   | 0-0<br><b>4-3</b>   |  | 4 0 1 0 0 0 3  |   |                |   |
| <b>Cesar Geronimo, L</b> (1, 8)<br>OBP: 0.067, SLG: 0.067  |  | 0-0<br><b>4-3</b>   |   | 0-0<br><b>F7</b>  |   | 0-0<br><b>1-3</b>   |   | 0-0<br><b>L4</b>  |  | 4 0 0 0 0 0 1  |   |                |   |
| <b>Darrel Chaney, S</b> (1, 6)<br><b>Larry Stahl, L</b> (9, PH)<br>OBP: 0.500, SLG: 0.500  |  | 0-3<br><b>K</b>   |   | 4-0<br><b>IBB</b>   |   | 0-0<br><b>F8</b>  |   | 0-0<br><b>BB</b><br><b>BB</b><br>1B                             |  | 2 0 0 0 1 1 0<br>1 0 1 0 0 0 0   |   |                |   |
| <b>Jack Billingham, R</b> (1, 1)<br><b>Don Gullett, R</b> (5, 1)<br><b>Clay Carroll, R</b> (5, 1)<br><b>Ed Crosby, L</b> (7, PH)<br><b>Ross Grimsley, L</b> (7, 1)<br><b>Hal King, L</b> (9, PH)<br>OBP: 0.667, SLG: 0.500 |  | 0-0<br><b>4-3</b>   |   | 0-0<br><b>4-3</b>   |   |   | 0-3<br><b>K</b>   | 4-0<br>BB<br>BB<br>BB<br>BB<br>1-2<br><b>BB</b><br><b>BB</b>    |  | 2 0 0 0 0 0 2<br>0 0 0 0 0 0 0<br>0 0 0 0 0 0 0<br>1 0 0 0 0 1 0<br>0 0 0 0 0 0 0<br>0 0 0 0 1 0 0 |   |                |   |
| <b>Inning Stats</b>  | R: 0<br>E: 0<br>K: 1<br>S: 6<br>H: 1<br>LOB: 3<br>BB: 2<br>P: 14 | R: 0<br>E: 0<br>K: 1<br>S: 5<br>H: 0<br>LOB: 0<br>BB: 0<br>P: 5 | R: 1<br>E: 1<br>K: 0<br>S: 4<br>H: 1<br>LOB: 0<br>BB: 0<br>P: 4 | R: 0<br>E: 0<br>K: 0<br>S: 4<br>H: 1<br>LOB: 2<br>BB: 1<br>P: 8 | R: 1<br>E: 0<br>K: 0<br>S: 5<br>H: 2<br>LOB: 1<br>BB: 0<br>P: 5 | R: 0<br>E: 0<br>K: 0<br>S: 3<br>H: 0<br>LOB: 0<br>BB: 0<br>P: 3 | R: 0<br>E: 0<br>K: 1<br>S: 6<br>H: 1<br>LOB: 1<br>BB: 0<br>P: 6 | R: 0<br>E: 0<br>K: 1<br>S: 5<br>H: 0<br>LOB: 0<br>BB: 0<br>P: 5 | R: 0<br>E: 0<br>K: 0<br>S: 4<br>H: 1<br>LOB: 3<br>BB: 2<br>P: 12 | 1B: 4<br>2B: 3<br>3B: 0<br>HR: 0<br>SF: 1<br>SAC: 0<br>DP: 0<br>HBP: 0                             | WP: 1<br>PB: 0<br>SB: 0<br>CS: 0<br>PA: 39  |                |   |
| <b>PITCHER</b>   | IP WLS BF H R ER SO BB IBB HBP BLK WP HR S P ERA WHIP            |   |   |   |   |   |   |   |  |  |   | <b>PITCHER</b> | IP WLS BF H R ER SO BB IBB HBP BLK WP HR S P ERA WHIP |
| <b>Tom Seaver, R</b> (1, 1)<br>ERA: 1.62   | 8.1 W 37 7 2 1 4 3 2 0 0 1 0 40 60 1.08 1.200                    |   |   |   |   |   |   |   |  |  |   |                |   |
| <b>Tug McGraw, L</b> (9, 1)<br>ERA:  | 0.2 S 2 0 0 0 0 0 0 0 0 0 0 2 2 0.00 0.000                       |   |   |   |   |   |   |   |  |  |   |                |   |



| Batter  | 1              | 2       | 3       | 4         | 5               | 6         | 7       | 8         | 9 | AB | R | H | RBI | BB | SO | LOB |
|---|----------------|---------|---------|-----------|-----------------|-----------|---------|-----------|---|----|---|---|-----|----|----|-----|
| Wayne Garrett, L (1, 5)<br>OBP: 0.083, SLG: 0.130 | 0-0 4-3        | 0-0 1-3 |         |           | 0-0 SH 2B       | 0-0 F8    | 0-0 3-1 |           |   | 5  | 1 | 1 | 0   | 0  | 0  | 3   |
| Felix Millan, R (1, 4)<br>OBP: 0.381, SLG: 0.316  | 0-0 BB 1B      |         | 0-0 5-3 |           | 0-0 SH 2B       | 0-0 6-3   |         | 0-0 1B    |   | 4  | 2 | 2 | 0   | 0  | 0  | 1   |
| Cleon Jones, R (1, 9)<br>OBP: 0.364, SLG: 0.400   | 0-0 BB 1B      |         | 0-3 K   |           | 0-0 1B FC4-2    | 0-0 1B    |         | 0-3 K     |   | 5  | 1 | 3 | 2   | 0  | 2  | 1   |
| John Milner, L (1, 3)<br>OBP: 0.364, SLG: 0.176   | 4-0 1B         |         | 0-0 P6  |           | 0-0 FC4-2 1B    | 0-0 1B    |         | 0-0 P4    |   | 3  | 1 | 1 | 0   | 2  | 0  | 1   |
| Ed Kranepool, L (1, 7)<br>OBP: 0.500, SLG: 0.500  | 0-0 1B         |         |         | 0-0 4-3   | 0-0 FC6-4 1B    | 0-0 1-6-3 |         | 0-0 F9    |   | 2  | 0 | 1 | 2   | 0  | 0  | 0   |
| Willie Mays, R (5, PH)<br>OBP: 0.333, SLG: 0.333  | 1-2 2-H 3-H 1B |         |         |           | 0-0 FC4-2 1B    |           |         |           |   | 3  | 1 | 1 | 1   | 0  | 0  | 3   |
| Jerry Grote, R (1, 2)<br>OBP: 0.250, SLG: 0.211   | 0-3 K          |         |         | 0-0 E5 1B | 0-0 FC4-2 FC6-4 |           |         | 0-0 BB 1B |   | 4  | 0 | 1 | 0   | 0  | 1  | 5   |
| Don Hahn, R (1, 8)<br>OBP: 0.316, SLG: 0.235      | 0-0 4-3        |         |         | 0-3 K     | 0-0 FC6-4 1B    |           |         | 0-0 L5    |   | 4  | 0 | 0 | 1   | 0  | 1  | 6   |
| Bud Harrelson, S (1, 6)<br>OBP: 0.211, SLG: 0.167 |                | 0-0 4-3 |         | 0-0 1B    | 0-0 1-3 3-H 1B  |           |         | 0-0 P4    |   | 4  | 0 | 2 | 1   | 0  | 0  | 1   |
| Tom Seaver, R (1, 1)<br>OBP: 0.429, SLG: 0.667    |                | 0-0 4-3 |         | 0-0 6-3   |                 | 0-0 F8 1B |         | 4-0 BB 1B |   | 3  | 1 | 1 | 0   | 1  | 0  | 2   |
| Tug McGraw, R (9, 1)                              |                |         |         |           |                 |           |         |           |   | 0  | 0 | 0 | 0   | 0  | 0  | 0   |


| Inning Stats | R: 2 | H: 3 | E: 0 | K: 1 | S: 8 | LOB: 2 | BB: 1 | P: 12 | R: 0 | H: 0 | E: 0 | K: 0 | S: 3 | LOB: 0 | BB: 0 | P: 3 | R: 0 | H: 0 | E: 0 | K: 1 | S: 5 | LOB: 0 | BB: 0 | P: 5 | R: 0 | H: 1 | E: 1 | K: 1 | S: 7 | LOB: 2 | BB: 0 | P: 7 | R: 4 | H: 4 | E: 0 | K: 0 | S: 7 | LOB: 2 | BB: 1 | P: 11 | R: 1 | H: 3 | E: 0 | K: 0 | S: 6 | LOB: 2 | BB: 0 | P: 6 | R: 0 | H: 1 | E: 0 | K: 0 | S: 4 | LOB: 1 | BB: 1 | P: 8 | R: 0 | H: 1 | E: 0 | K: 1 | S: 6 | LOB: 1 | BB: 0 | P: 6 |
|--------------|------|------|------|------|------|--------|-------|-------|------|------|------|------|------|--------|-------|------|------|------|------|------|------|--------|-------|------|------|------|------|------|------|--------|-------|------|------|------|------|------|------|--------|-------|-------|------|------|------|------|------|--------|-------|------|------|------|------|------|------|--------|-------|------|------|------|------|------|------|--------|-------|------|
|--------------|------|------|------|------|------|--------|-------|-------|------|------|------|------|------|--------|-------|------|------|------|------|------|------|--------|-------|------|------|------|------|------|------|--------|-------|------|------|------|------|------|------|--------|-------|-------|------|------|------|------|------|--------|-------|------|------|------|------|------|------|--------|-------|------|------|------|------|------|------|--------|-------|------|

| PITCHER                               | IP  | WLS | BF | H | R | ER | SO | BB | IBB | HBP | BLK | WP | HR | S  | P  | ERA   | WHIP  |
|---------------------------------------|-----|-----|----|---|---|----|----|----|-----|-----|-----|----|----|----|----|-------|-------|
| Jack Billingham, R (1, 1)<br>ERA: 4.5 | 4.0 | L   | 21 | 6 | 5 | 5  | 3  | 1  | 0   | 0   | 0   | 0  | 0  | 26 | 30 | 11.25 | 1.750 |
| Don Gullett, L (5, 1)<br>ERA: 2.0     | 0.0 |     | 1  | 0 | 0 | 0  | 0  | 1  | 0   | 0   | 0   | 0  | 0  | 4  | 4  | ∞     | ∞     |
| Clay Carroll, R (5, 1)<br>ERA: 1.29   | 2.0 |     | 10 | 5 | 2 | 2  | 0  | 0  | 0   | 0   | 0   | 0  | 0  | 10 | 10 | 9.00  | 2.500 |
| Ross Grimsley, L (7, 1)<br>ERA: 12.27 | 2.0 |     | 9  | 2 | 0 | 0  | 1  | 1  | 0   | 0   | 0   | 0  | 0  | 10 | 14 | 0.00  | 1.500 |

**BOTTOM**

**Cincinnati Reds @ New York Mets**  
 Shea Stadium, Flushing, NY  
 Wed Oct 10 1973, 7:05 PM EDT  
 Att. 50,323 - Unknown

|     |    |
|-----|----|
| AB  | 37 |
| R   | 7  |
| H   | 13 |
| RBI | 7  |
| BB  | 3  |
| SO  | 4  |
| LOB | 23 |



|     |    |      |   |     |   |     |    |
|-----|----|------|---|-----|---|-----|----|
| 1B: | 10 | SF:  | 0 | WP: | 0 | PA: | 41 |
| 2B: | 3  | SAC: | 1 | PB: | 0 | SB: | 0  |
| 3B: | 0  | DP:  | 0 | CS: | 0 |     |    |
| HR: | 0  | HBP: | 0 |     |   |     |    |

| PITCHER | IP | WLS | BF | H | R | ER | SO | BB | IBB | HBP | BLK | WP | HR | S | P | ERA | WHIP |
|---------|----|-----|----|---|---|----|----|----|-----|-----|-----|----|----|---|---|-----|------|
|---------|----|-----|----|---|---|----|----|----|-----|-----|-----|----|----|---|---|-----|------|

| Batter  | 1   | 2                               | 3                            | 4                               | 5                            | 6                               | 7                            | 8                                | 9                            | AB R H RBI BB SO LOB            | TOP                          |                                 |                              |                                 |                              |                                 |                              |                                 |                                  |                                    |                                  |        |
|---|---|---------------------------------|------------------------------|---------------------------------|------------------------------|---------------------------------|------------------------------|----------------------------------|------------------------------|---------------------------------|------------------------------|---------------------------------|------------------------------|---------------------------------|------------------------------|---------------------------------|------------------------------|---------------------------------|----------------------------------|------------------------------------|----------------------------------|--------|
| Wayne Garrett, L (1, 5)<br>OBP: 0.069, SLG: 0.107 | 0-0<br>F5   |                                 | 0-0<br>F3                    |                                 | 0-0<br>B1-3                  |                                 | 0-0<br>G4-6-3                |                                  | 0-0<br>F9                    | 5 0 0 0 0 0 4                   |                              |                                 |                              |                                 |                              |                                 |                              |                                 |                                  |                                    |                                  |        |
| Felix Millan, R (1, 4)<br>OBP: 0.360, SLG: 0.391  | 0-0<br>4-3  |                                 | 0-0<br>5-3                   |                                 | 0-0<br>3B                    |                                 | 0-0<br>L6                    |                                  |                              | 4 0 1 0 0 0 1                   |                              |                                 |                              |                                 |                              |                                 |                              |                                 |                                  |                                    |                                  |        |
| Willie Mays, R (1, 8)<br>OBP: 0.286, SLG: 0.286   | 0-0<br>1B   |                                 |                              | 0-0<br>5-3                      |                              | 0-0<br>F9                       |                              | 0-3<br>K                         |                              | 4 0 1 0 0 1 1                   |                              |                                 |                              |                                 |                              |                                 |                              |                                 |                                  |                                    |                                  |        |
| Cleon Jones, R (1, 7)<br>OBP: 0.385, SLG: 0.458   | 0-0<br>1-3  |                                 |                              | 0-0<br>1B<br>2B                 |                              | 0-0<br>PB<br>2-3<br>1B          |                              | 0-0<br>5-3                       |                              | 4 1 2 0 0 0 1                   |                              |                                 |                              |                                 |                              |                                 |                              |                                 |                                  |                                    |                                  |        |
| John Milner, L (1, 3)<br>OBP: 0.385, SLG: 0.238   |   | 0-0<br>F8                       |                              | 0-0<br>1B                       |                              | 0-0<br>2-3                      |                              | 0-0<br>1B                        |                              | 4 0 2 1 0 0 1                   |                              |                                 |                              |                                 |                              |                                 |                              |                                 |                                  |                                    |                                  |        |
| Jerry Grote, R (1, 2)<br>OBP: 0.208, SLG: 0.174   |   | 0-0<br>4-3                      |                              | 0-0<br>L8                       |                              | 0-0<br>F8                       |                              | 0-0<br>F3                        |                              | 4 0 0 0 0 0 3                   |                              |                                 |                              |                                 |                              |                                 |                              |                                 |                                  |                                    |                                  |        |
| Don Hahn, R (1, 9)<br>OBP: 0.318, SLG: 0.211      |   | 0-3<br>K                        |                              | 4-0<br>BB                       |                              | 0-3<br>K                        |                              |                                  | 0-0<br>L6                    | 2 0 0 0 1 2 1                   |                              |                                 |                              |                                 |                              |                                 |                              |                                 |                                  |                                    |                                  |        |
| Ed Kranepool, L (9, PH)<br>OBP: 0.333, SLG: 0.333 |   |                                 |                              |                                 |                              | 2-3<br>K                        |                              |                                  |                              | 1 0 0 0 0 0 0                   | AB 32                        |                                 |                              |                                 |                              |                                 |                              |                                 |                                  |                                    |                                  |        |
| Bud Harrelson, S (1, 6)<br>OBP: 0.227, SLG: 0.150 |   |                                 | 4-0<br>SH1-4<br>BB           |                                 | 0-3<br>K                     |                                 | 0-3<br>K                     |                                  | 4-0<br>BB                    | 2 0 0 0 1 2 4                   | R 1                          |                                 |                              |                                 |                              |                                 |                              |                                 |                                  |                                    |                                  |        |
| Ron Hodges, L (9, PH)                             |   |                                 |                              |                                 |                              |                                 |                              |                                  |                              | 0 0 0 0 1 0 0                   | H 7                          |                                 |                              |                                 |                              |                                 |                              |                                 |                                  |                                    |                                  |        |
| Ted Martinez, R (9, PR)                           |   |                                 |                              |                                 |                              |                                 |                              |                                  |                              | 0 0 0 0 0 0 0                   | RBI 1                        |                                 |                              |                                 |                              |                                 |                              |                                 |                                  |                                    |                                  |        |
| Jon Matlack, L (1, 1)                             |   |                                 | 0-0<br>SH1-4                 |                                 | 4-0<br>BB                    |                                 | 0-0<br>G4-6-3<br>1B          |                                  | 0-0<br>P4                    | 0 0 0 0 1 0 0                   | BB 4                         |                                 |                              |                                 |                              |                                 |                              |                                 |                                  |                                    |                                  |        |
| Ken Boswell, L (7, PH)<br>OBP: 0.500, SLG: 0.500  |   |                                 |                              |                                 |                              |                                 |                              |                                  |                              | 1 0 1 0 0 0 0                   | SO 5                         |                                 |                              |                                 |                              |                                 |                              |                                 |                                  |                                    |                                  |        |
| Tug McGraw, R (7, 1)                              |   |                                 |                              |                                 |                              |                                 |                              |                                  |                              | 0 0 0 0 0 0 0                   | LOB 17                       |                                 |                              |                                 |                              |                                 |                              |                                 |                                  |                                    |                                  |        |
| Rusty Staub, L (9, PH)<br>OBP: 0.333, SLG: 0.800  |   |                                 |                              |                                 |                              |                                 |                              |                                  |                              | 0 0 0 0 0 0 0                   |                              |                                 |                              |                                 |                              |                                 |                              |                                 |                                  |                                    |                                  |        |
| Jim Beauchamp, R (9, PH)                          |   |                                 |                              |                                 |                              |                                 |                              |                                  |                              | 1 0 0 0 0 0 1                   |                              |                                 |                              |                                 |                              |                                 |                              |                                 |                                  |                                    |                                  |        |
| <b>Inning Stats</b>                               | R: 0<br>E: 0<br>K: 0<br>S: 4                          | H: 1<br>LOB: 1<br>BB: 0<br>P: 4 | R: 0<br>E: 0<br>K: 1<br>S: 5 | H: 0<br>LOB: 0<br>BB: 0<br>P: 5 | R: 0<br>E: 0<br>K: 0<br>S: 3 | H: 0<br>LOB: 1<br>BB: 1<br>P: 7 | R: 1<br>E: 0<br>K: 1<br>S: 7 | H: 2<br>LOB: 2<br>BB: 1<br>P: 11 | R: 0<br>E: 0<br>K: 0<br>S: 3 | H: 1<br>LOB: 1<br>BB: 1<br>P: 7 | R: 0<br>E: 0<br>K: 2<br>S: 9 | H: 1<br>LOB: 2<br>BB: 0<br>P: 9 | R: 0<br>E: 0<br>K: 0<br>S: 3 | H: 1<br>LOB: 0<br>BB: 0<br>P: 3 | R: 0<br>E: 0<br>K: 1<br>S: 6 | H: 1<br>LOB: 1<br>BB: 0<br>P: 6 | R: 0<br>E: 0<br>K: 0<br>S: 3 | H: 0<br>LOB: 1<br>BB: 1<br>P: 7 | 1B: 5<br>2B: 2<br>3B: 1<br>HR: 0 | SF: 0<br>SAC: 1<br>DP: 2<br>HBP: 0 | WP: 0<br>PB: 1<br>SB: 0<br>CS: 0 | PA: 37 |
| <b>PITCHER</b>                                    | IP WLS BF H R ER SO BB IBB HBP BLK WP HR S P ERA WHIP |                                 |                              |                                 |                              |                                 |                              |                                  |                              |                                 |                              |                                 |                              |                                 |                              |                                 |                              |                                 |                                  |                                    |                                  |        |
| Ken Holtzman, L (1, 1)<br>ERA: 1.13               | 5.0 W 21 4 1 1 2 3 0 0 0 0 0 0 22 34 1.80 1.400       |                                 |                              |                                 |                              |                                 |                              |                                  |                              |                                 |                              |                                 |                              |                                 |                              |                                 |                              |                                 |                                  |                                    |                                  |        |
| Rollie Fingers, R (6, 1)<br>ERA: 1.13             | 3.1 14 3 0 0 3 1 0 0 0 0 0 0 19 23 0.00 1.200         |                                 |                              |                                 |                              |                                 |                              |                                  |                              |                                 |                              |                                 |                              |                                 |                              |                                 |                              |                                 |                                  |                                    |                                  |        |
| Darold Knowles, L (9, 1)<br>ERA:                  | 0.2 S 2 0 0 0 0 0 0 0 0 0 0 0 2 2 0.00 0.000          |                                 |                              |                                 |                              |                                 |                              |                                  |                              |                                 |                              |                                 |                              |                                 |                              |                                 |                              |                                 |                                  |                                    |                                  |        |

**New York Mets @ Oakland Athletics**  
 Oakland-Alameda County Coliseum, Oakland, CA  
 Sat Oct 13 1973, 3:33 AM PDT  
 Att: 46,021 - Unknown

livebaseballscorecards.com



| Batter   | 1         | 2          | 3                      | 4          | 5         | 6          | 7          | 8                   | 9 | AB | R | H | RBI | BB | SO | LOB |
|--|-----------|------------|------------------------|------------|-----------|------------|------------|---------------------|---|----|---|---|-----|----|----|-----|
| Bert Campaneris, R<br>OBP: 0.370, SLG: 0.600<br>(1, 6)   | 0-0<br>P4 |            | 0-0<br>E4<br>1B        |            | 0-3<br>K  |            |            | 0-0<br>SH2-3<br>1B  |   | 4  | 1 | 1 | 0   | 0  | 1  | 0   |
| Joe Rudi, R<br>OBP: 0.333, SLG: 0.381<br>(1, 7)  | 0-0<br>L6 |            | 0-0<br>E<br>1B<br>1B   |            |           | 0-0<br>G2  |            | 0-0<br>SH2-3<br>1-2 |   | 3  | 0 | 1 | 1   | 0  | 0  | 0   |
| Sal Bando, R<br>OBP: 0.346, SLG: 0.476<br>(1, 5)   | 0-0<br>F7 |            | 0-0<br>E8<br>1-3<br>1B |            |           | 0-0<br>6-3 |            | 4-0<br>IBB          |   | 3  | 0 | 1 | 0   | 1  | 0  | 0   |
| Reggie Jackson, L<br>OBP: 0.160, SLG: 0.125<br>(1, 8)<br>(8, 9)  |           | 0-0<br>6-3 | 0-0<br>P6              |            |           | 4-0<br>BB  |            | 0-0<br>4-3          |   | 3  | 0 | 0 | 0   | 1  | 0  | 4   |
| Gene Tenace, R<br>OBP: 0.304, SLG: 0.250<br>(1, 3)   |           | 0-3<br>K   |                        | 0-0<br>F7  |           | 0-0<br>4-3 |            |                     |   | 3  | 0 | 0 | 0   | 0  | 1  | 1   |
| Jesus Alou, R<br>OBP: 0.222, SLG: 0.222<br>Vic Davalillo, L<br>OBP: 0.667, SLG: 1.000<br>(1, 9)<br>(8, 8)  |           | 0-0<br>F3  |                        | 0-0<br>F7  |           |            | 0-0<br>6-3 |                     |   | 3  | 0 | 0 | 0   | 0  | 0  | 0   |
| Ray Fosse, R<br>OBP: 0.176, SLG: 0.143<br>(1, 2)   |           |            | 0-0<br>F3              | 0-0<br>6-3 |           |            | 0-0<br>6-3 |                     |   | 3  | 0 | 0 | 0   | 0  | 0  | 0   |
| Dick Green, R<br>OBP: 0.125, SLG: 0.133<br>(1, 4)  |           |            | 4-0<br>CS<br>BB        |            | 0-3<br>K  |            | 0-0<br>6-3 |                     |   | 2  | 0 | 0 | 0   | 1  | 1  | 0   |
| Ken Holtzman, R<br>OBP: 1.000, SLG: 2.000<br>Angel Mangual, R<br>OBP: 0.100, SLG: 0.100<br>Rollie Fingers, R<br>Darold Knowles, L<br>(1, 1)<br>(5, PH)<br>(6, 1)<br>(9, 1) |           |            | 0-0<br>E<br>2B         |            | 0-0<br>L6 |            | 0-3<br>K   |                     |   | 1  | 1 | 1 | 0   | 0  | 0  | 0   |

| Inning Stats | R: 0 | H: 0 | E: 0 | LOB: 0 | K: 0 | BB: 0 | S: 3 | P: 3 | R: 0 | H: 0 | E: 0 | LOB: 0 | K: 1 | BB: 0 | S: 5 | P: 5 | R: 2 | H: 3 | E: 2 | LOB: 2 | K: 0 | BB: 1 | S: 6 | P: 10 | R: 0 | H: 0 | E: 0 | LOB: 0 | K: 0 | BB: 0 | S: 3 | P: 3 | R: 0 | H: 0 | E: 0 | LOB: 1 | K: 0 | BB: 1 | S: 3 | P: 7 | R: 0 | H: 0 | E: 0 | LOB: 0 | K: 0 | BB: 0 | S: 3 | P: 3 | R: 0 | H: 1 | E: 0 | LOB: 2 | K: 1 | BB: 1 | S: 6 | P: 10 |
|--------------|------|------|------|--------|------|-------|------|------|------|------|------|--------|------|-------|------|------|------|------|------|--------|------|-------|------|-------|------|------|------|--------|------|-------|------|------|------|------|------|--------|------|-------|------|------|------|------|------|--------|------|-------|------|------|------|------|------|--------|------|-------|------|-------|
|--------------|------|------|------|--------|------|-------|------|------|------|------|------|--------|------|-------|------|------|------|------|------|--------|------|-------|------|-------|------|------|------|--------|------|-------|------|------|------|------|------|--------|------|-------|------|------|------|------|------|--------|------|-------|------|------|------|------|------|--------|------|-------|------|-------|

| PITCHER                | IP     | WLS | BF | H  | R | ER | SO | BB | IBB | HBP | BLK | WP | HR | S  | P  | ERA  | WHIP  |
|------------------------|--------|-----|----|----|---|----|----|----|-----|-----|-----|----|----|----|----|------|-------|
| Jon Mattack, L<br>ERA: | (1, 1) | 6.0 | L  | 23 | 3 | 2  | 0  | 3  | 2   | 0   | 0   | 0  | 0  | 27 | 35 | 0.00 | 0.833 |
| Tug McGraw, L<br>ERA:  | (7, 1) | 2.0 |    | 8  | 1 | 0  | 1  | 0  | 1   | 0   | 0   | 0  | 0  | 9  | 13 | 0.00 | 0.500 |

**BOTTOM**

**New York Mets @ Oakland Athletics**  
**Oakland-Alameda County Coliseum, Oakland, CA**  
 Sat Oct 13 1973, 3:33 AM PDT  
 Att. 46,021 - Unknown

|     |    |
|-----|----|
| AB  | 27 |
| R   | 2  |
| H   | 4  |
| RBI | 1  |
| BB  | 3  |
| SO  | 4  |
| LOB | 5  |



| WP | PA | 3B | HR | S | P | ERA  | WHIP  |
|----|----|----|----|---|---|------|-------|
| 0  | 31 | 0  | 0  | 0 | 0 | 0.00 | 0.500 |

| Batter  | 1   | 2   | 3   | 4   | 5   | 6   | 7   | 8   | 9   | 10  | 11  | 12  | AB R H RBI BB SO LOB                                      | TOP   |   |   |   |   |   |   |   |   |   |   |   |   |   |  |  |
|---|---|---|---|---|---|---|---|---|---|---|---|---|---|---|---|---|---|---|---|---|---|---|---|---|---|---|---|--|--|
| Wayne Garrett, L (1, 5)<br>OBP: 0.111, SLG: 0.206 | 0-3<br>K  |   | 0-0<br>HR   |   | 4-0<br>FC6-4<br>BB  | 0-3<br>K  |   | 0-3<br>K  |   | 0-0<br>E3   |   | 0-3<br>K  | 6 1 1 1 1 4 5   |   |   |   |   |   |   |   |   |   |   |   |   |   |   |  |  |
| Felix Millan, R (1, 4)<br>OBP: 0.313, SLG: 0.310  | 0-3<br>K  |   | 0-0<br>5-3  |   | 0-0<br>FC6-4<br>1-2f                                      | 4-0<br>IBB  |   | 0-0<br>F8   |   | 0-0<br>FC7-2  |   | 0-0<br>P3   | 6 0 0 0 1 1 5   |   |   |   |   |   |   |   |   |   |   |   |   |   |   |  |  |
| Rusty Staub, L (1, 9)<br>OBP: 0.304, SLG: 0.650   | 0-0<br>6-3  |   |   |   | 0-0<br>F7   |   |   |   |   | 0-0<br>1B   |   | 0-0<br>P3   | 5 0 1 0 0 1 3   |   |   |   |   |   |   |   |   |   |   |   |   |   |   |  |  |
| Willie Mays, R (9, PR)<br>OBP: 0.333, SLG: 0.333  |   |   |   |   |   |   |   |   |   |   |   | 1-2<br>E<br>1B  | 2 1 1 1 0 0 0   |   |   |   |   |   |   |   |   |   |   |   |   |   |   |  |  |
| Cleon Jones, R (1, 7)<br>OBP: 0.455, SLG: 0.586   |   | 0-0<br>HR   |   |   | 0-0<br>E<br>1B  |   |   | 4-0<br>1B<br>1B<br>BB                                     |   | 0-0<br>F3   |   | 1-0<br>1B<br>HBP  | 5 3 3 1 1 0 1   |   |   |   |   |   |   |   |   |   |   |   |   |   |   |  |  |
| John Milner, L (1, 3)<br>OBP: 0.394, SLG: 0.259   |   | 0-0<br>4-3  |   |   | 0-0<br>L9   |   |   | 0-0<br>1B<br>1B<br>HBP                                    |   | 0-0<br>1B   |   | 0-0<br>E4<br>E  | 6 1 2 0 1 1 3   |   |   |   |   |   |   |   |   |   |   |   |   |   |   |  |  |
| Jerry Grote, R (1, 2)<br>OBP: 0.258, SLG: 0.207   |   | 0-0<br>P4   |   |   | 0-0<br>E5   |   |   | 1-0<br>1B<br>1B<br>E<br>HBP                               |   | 0-0<br>F5   |   | 0-0<br>E4   | 6 1 2 0 0 0 4   |   |   |   |   |   |   |   |   |   |   |   |   |   |   |  |  |
| Don Hahn, R (1, 8)<br>OBP: 0.276, SLG: 0.192      |   | 0-0<br>G3   |   |   | 0-0<br>L9   |   |   | 0-0<br>1B<br>E<br>1B                                      |   | 0-0<br>6-3  |   | 0-0<br>5-3  | 7 1 1 1 0 1 10  |   |   |   |   |   |   |   |   |   |   |   |   |   |   |  |  |
| Bud Harrelson, S (1, 6)<br>OBP: 0.286, SLG: 0.269 |   |   | 0-3<br>K  |   | 0-0<br>F8   |   |   | 0-0<br>E<br>1B  |   | 0-0<br>F7   |   | 0-0<br>1B<br>1B<br>2B                                     | 6 1 3 1 0 1 2   |   |   |   |   |   |   |   |   |   |   |   |   |   |   |  |  |
| Jerry Kocaman, R (1, 1)<br>OBP: 0.400, SLG: 0.400 |   |   | 0-0<br>5-3  |   | 0-0<br>6-3  |   |   | 0-0<br>E1   |   | 0-3<br>K  |   | 0-0<br>1B<br>1B<br>E<br>2B                                | 1 0 0 0 0 0 0 0   |   |   |   |   |   |   |   |   |   |   |   |   |   |   |  |  |
| Ray Sadecki, L (3, 1)                             |   |   |   |   |   |   |   |   |   |   |   | 0-0<br>SH1-6-4  | 0 0 0 0 0 0 0 0   |   |   |   |   |   |   |   |   |   |   |   |   |   |   |  |  |
| George Theodore, R (5, PH)                        |   |   |   |   |   |   |   |   |   |   |   | 0-0<br>1B<br>1B<br>E                                      | 1 0 0 0 0 0 0 0   |   |   |   |   |   |   |   |   |   |   |   |   |   |   |  |  |
| Harry Parker, R (5, 1)                            |   |   |   |   |   |   |   |   |   |   |   | 2-3<br>1B   | 0 0 0 0 0 0 0 0   |   |   |   |   |   |   |   |   |   |   |   |   |   |   |  |  |
| Ed Kranepool, L (6, PH)<br>OBP: 0.333, SLG: 0.333 |   |   |   |   |   |   |   |   |   |   |   | 0-0<br>1B<br>1B<br>E                                      | 1 0 0 0 0 0 0 0   |   |   |   |   |   |   |   |   |   |   |   |   |   |   |  |  |
| Jim Beauchamp, R (6, PH)                          |   |   |   |   |   |   |   |   |   |   |   | 2-3<br>1B   | 1 0 0 0 0 0 1 1   |   |   |   |   |   |   |   |   |   |   |   |   |   |   |  |  |
| Tug McGraw, R (6, 1)<br>OBP: 0.333, SLG: 0.333    |   |   |   |   |   |   |   |   |   |   |   | 0-0<br>1B   | 2 1 1 0 0 1 0   |   |   |   |   |   |   |   |   |   |   |   |   |   |   |  |  |
| George Stone, L (12, 1)                           |   |   |   |   |   |   |   |   |   |   |   | 0-0<br>1B   | 0 0 0 0 0 0 0 0   |   |   |   |   |   |   |   |   |   |   |   |   |   |   |  |  |
| <b>Inning Stats</b>                               | R: 0<br>E: 0<br>K: 2<br>S: 7                              | H: 0<br>LOB: 0<br>BB: 0<br>P: 7                           | R: 1<br>E: 0<br>K: 0<br>S: 4                              | H: 1<br>LOB: 0<br>BB: 0<br>P: 4                           | R: 1<br>E: 0<br>K: 1<br>S: 6                              | H: 1<br>LOB: 0<br>BB: 0<br>P: 6                           | R: 0<br>E: 1<br>K: 0<br>S: 5                              | H: 1<br>LOB: 2<br>BB: 0<br>P: 5                           | R: 0<br>E: 0<br>K: 0<br>S: 3                              | H: 1<br>LOB: 1<br>BB: 1<br>P: 7                           | R: 0<br>E: 0<br>K: 1<br>S: 6                              | H: 2<br>LOB: 2<br>BB: 1<br>P: 10                          | R: 0<br>E: 0<br>K: 2<br>S: 7                              | H: 0<br>LOB: 0<br>BB: 0<br>P: 7                           | R: 0<br>E: 0<br>K: 0<br>S: 5                              | H: 2<br>LOB: 2<br>BB: 0<br>P: 5                           | R: 0<br>E: 1<br>K: 0<br>S: 4                              | H: 1<br>LOB: 1<br>BB: 0<br>P: 4                           | R: 0<br>E: 0<br>K: 1<br>S: 6                              | H: 1<br>LOB: 2<br>BB: 0<br>P: 7                           | R: 4<br>E: 2<br>K: 1<br>S: 11                             | H: 4<br>LOB: 2<br>BB: 0<br>P: 11                          | 1B: 12<br>2B: 2<br>3B: 0<br>HR: 2                         | SF: 0<br>SAC: 1<br>DP: 1<br>HBP: 2                        | WP: 0<br>PA: 61   |   |   |  |  |
| <b>PITCHER</b>                                    | IP<br>WLS<br>BF<br>H<br>R<br>ER<br>SO<br>P<br>ERA<br>WHIP | IP<br>WLS<br>BF<br>H<br>R<br>ER<br>SO<br>P<br>ERA<br>WHIP | IP<br>WLS<br>BF<br>H<br>R<br>ER<br>SO<br>P<br>ERA<br>WHIP | IP<br>WLS<br>BF<br>H<br>R<br>ER<br>SO<br>P<br>ERA<br>WHIP | IP<br>WLS<br>BF<br>H<br>R<br>ER<br>SO<br>P<br>ERA<br>WHIP | IP<br>WLS<br>BF<br>H<br>R<br>ER<br>SO<br>P<br>ERA<br>WHIP | IP<br>WLS<br>BF<br>H<br>R<br>ER<br>SO<br>P<br>ERA<br>WHIP | IP<br>WLS<br>BF<br>H<br>R<br>ER<br>SO<br>P<br>ERA<br>WHIP | IP<br>WLS<br>BF<br>H<br>R<br>ER<br>SO<br>P<br>ERA<br>WHIP | IP<br>WLS<br>BF<br>H<br>R<br>ER<br>SO<br>P<br>ERA<br>WHIP | IP<br>WLS<br>BF<br>H<br>R<br>ER<br>SO<br>P<br>ERA<br>WHIP | IP<br>WLS<br>BF<br>H<br>R<br>ER<br>SO<br>P<br>ERA<br>WHIP | IP<br>WLS<br>BF<br>H<br>R<br>ER<br>SO<br>P<br>ERA<br>WHIP | IP<br>WLS<br>BF<br>H<br>R<br>ER<br>SO<br>P<br>ERA<br>WHIP | IP<br>WLS<br>BF<br>H<br>R<br>ER<br>SO<br>P<br>ERA<br>WHIP | IP<br>WLS<br>BF<br>H<br>R<br>ER<br>SO<br>P<br>ERA<br>WHIP | IP<br>WLS<br>BF<br>H<br>R<br>ER<br>SO<br>P<br>ERA<br>WHIP | IP<br>WLS<br>BF<br>H<br>R<br>ER<br>SO<br>P<br>ERA<br>WHIP | IP<br>WLS<br>BF<br>H<br>R<br>ER<br>SO<br>P<br>ERA<br>WHIP | IP<br>WLS<br>BF<br>H<br>R<br>ER<br>SO<br>P<br>ERA<br>WHIP | IP<br>WLS<br>BF<br>H<br>R<br>ER<br>SO<br>P<br>ERA<br>WHIP | IP<br>WLS<br>BF<br>H<br>R<br>ER<br>SO<br>P<br>ERA<br>WHIP | IP<br>WLS<br>BF<br>H<br>R<br>ER<br>SO<br>P<br>ERA<br>WHIP | IP<br>WLS<br>BF<br>H<br>R<br>ER<br>SO<br>P<br>ERA<br>WHIP | IP<br>WLS<br>BF<br>H<br>R<br>ER<br>SO<br>P<br>ERA<br>WHIP | IP<br>WLS<br>BF<br>H<br>R<br>ER<br>SO<br>P<br>ERA<br>WHIP | IP<br>WLS<br>BF<br>H<br>R<br>ER<br>SO<br>P<br>ERA<br>WHIP |  |  |
| Vida Blue, L (1, 1)<br>ERA: 8.75                  | 5.1   |   |   |   |   |   |   |   |   |   |   |   |   |   |   |   |   |   |   |   |   |   |   |   |   |   |   |  |  |
| Horacio Pina, R (6, 1)<br>ERA:                    | 0.0   |   |   |   |   |   |   |   |   |   |   |   |   |   |   |   |   |   |   |   |   |   |   |   |   |   |   |  |  |
| Darold Knowles, L (6, 1)<br>ERA:                  | 1.2   |   |   |   |   |   |   |   |   |   |   |   |   |   |   |   |   |   |   |   |   |   |   |   |   |   |   |  |  |
| Blue Moon Odom, R (8, 1)<br>ERA: 1.29             | 2.0   |   |   |   |   |   |   |   |   |   |   |   |   |   |   |   |   |   |   |   |   |   |   |   |   |   |   |  |  |
| Rollie Fingers, R (10, 1)<br>ERA: 1.69            | 2.2   | L   |   |   |   |   |   |   |   |   |   |   |   |   |   |   |   |   |   |   |   |   |   |   |   |   |   |  |  |

**New York Mets @ Oakland Athletics**  
Oakland-Alameda County Coliseum, Oakland, CA


Sun Oct 14 1973, 3:33 AM PDT  
Att. 49,151 - Unknown


livebaseballscorecards.com

|     |    |
|-----|----|
| AB  | 54 |
| R   | 10 |
| H   | 15 |
| RBI | 5  |
| BB  | 4  |
| SO  | 10 |
| LOB | 34 |





| Batter   | 1   | 2                                | 3                            | 4                               | 5                            | 6                                | 7                            | 8                               | 9                             | 10                              | 11                           | 12                               | AB                           | R                               | H                            | RBI                              | BB                                    | SO  | LOB                          | BOTTOM  |                              |                                  |                                  |                          |                                  |        |     |   |    |   |    |    |     |    |
|--|---|----------------------------------|------------------------------|---------------------------------|------------------------------|----------------------------------|------------------------------|---------------------------------|-------------------------------|---------------------------------|------------------------------|----------------------------------|------------------------------|---------------------------------|------------------------------|----------------------------------|---------------------------------------|---|------------------------------|---|------------------------------|----------------------------------|----------------------------------|--------------------------|----------------------------------|--------|-----|---|----|---|----|----|-----|----|
| Bert Campaneris, R<br>OBP: 0.353, SLG: 0.581<br>(1, 6)   | 0-0<br>6-3<br>1B<br>3B                          | 0-0<br>1B<br>3B                  |                              | 0-3<br>K                        |                              |                                  | 1-0<br>S<br>2B<br>BB<br>HBP  |                                 | 0-3<br>K                      |                                 | 0-0<br>5-3                   | 0-0<br>6-3                       | 6                            | 2                               | 1                            | 0                                | 0                                     | 2   | 4                            | <p><b>New York Mets @ Oakland Athletics</b><br/>Oakland-Alameda County Coliseum, Oakland, CA</p> <p>Sun Oct 14 1973, 3:33 AM PDT<br/>Att: 49,151 - Unknown</p> <p>livebaseballscorecards.com</p> <table border="1"> <tr><td>AB</td><td>47</td></tr> <tr><td>R</td><td>7</td></tr> <tr><td>H</td><td>13</td></tr> <tr><td>RBI</td><td>7</td></tr> <tr><td>BB</td><td>7</td></tr> <tr><td>SO</td><td>15</td></tr> <tr><td>LOB</td><td>27</td></tr> </table>  | AB                           | 47                               | R                                | 7                        | H                                | 13     | RBI | 7 | BB | 7 | SO | 15 | LOB | 27 |
| AB   | 47  |                                  |                              |                                 |                              |                                  |                              |                                 |                               |                                 |                              |                                  |                              |                                 |                              |                                  |                                       |   |                              |   |                              |                                  |                                  |                          |                                  |        |     |   |    |   |    |    |     |    |
| R  | 7   |                                  |                              |                                 |                              |                                  |                              |                                 |                               |                                 |                              |                                  |                              |                                 |                              |                                  |                                       |   |                              |   |                              |                                  |                                  |                          |                                  |        |     |   |    |   |    |    |     |    |
| H  | 13  |                                  |                              |                                 |                              |                                  |                              |                                 |                               |                                 |                              |                                  |                              |                                 |                              |                                  |                                       |   |                              |   |                              |                                  |                                  |                          |                                  |        |     |   |    |   |    |    |     |    |
| RBI  | 7   |                                  |                              |                                 |                              |                                  |                              |                                 |                               |                                 |                              |                                  |                              |                                 |                              |                                  |                                       |   |                              |   |                              |                                  |                                  |                          |                                  |        |     |   |    |   |    |    |     |    |
| BB   | 7   |                                  |                              |                                 |                              |                                  |                              |                                 |                               |                                 |                              |                                  |                              |                                 |                              |                                  |                                       |   |                              |   |                              |                                  |                                  |                          |                                  |        |     |   |    |   |    |    |     |    |
| SO   | 15  |                                  |                              |                                 |                              |                                  |                              |                                 |                               |                                 |                              |                                  |                              |                                 |                              |                                  |                                       |   |                              |   |                              |                                  |                                  |                          |                                  |        |     |   |    |   |    |    |     |    |
| LOB  | 27  |                                  |                              |                                 |                              |                                  |                              |                                 |                               |                                 |                              |                                  |                              |                                 |                              |                                  |                                       |   |                              |   |                              |                                  |                                  |                          |                                  |        |     |   |    |   |    |    |     |    |
| Joe Rudi, R<br>OBP: 0.367, SLG: 0.423<br>(1, 7)  | 0-0<br>3B<br>2B                                 | 0-0<br>CS<br>1B                  |                              | 0-0<br>G1-3                     |                              |                                  | 4-0<br>2B<br>1-2<br>BB       |                                 | 0-0<br>5-3                    |                                 | 0-3<br>K                     |                                  | 5                            | 1                               | 2                            | 1                                | 1                                     | 1   | 1                            |   |                              |                                  |                                  |                          |                                  |        |     |   |    |   |    |    |     |    |
| Sal Bando, R<br>OBP: 0.344, SLG: 0.500<br>(1, 5)   | 0-0<br>2B<br>3B                                 | 0-3<br>K                         |                              |                                 | 0-0<br>F5                    |                                  | 0-3<br>K                     |                                 | 0-3<br>1B<br>1B<br>BB         |                                 | 0-3<br>K                     |                                  | 5                            | 2                               | 1                            | 1                                | 1                                     | 3   | 3                            |   |                              |                                  |                                  |                          |                                  |        |     |   |    |   |    |    |     |    |
| Reggie Jackson, L<br>OBP: 0.258, SLG: 0.333<br>(1, 8)  | 0-3<br>K  |                                  | 0-0<br>6-3                   |                                 | 0-0<br>G5-4-3<br>1B          |                                  | 0-0<br>1-3<br>3-H<br>2B      |                                 | 0-0<br>1-3<br>2-H<br>1B<br>1B |                                 |                              | 0-0<br>1B<br>3B                  | 6                            | 1                               | 4                            | 2                                | 0                                     | 1   | 1                            |   |                              |                                  |                                  |                          |                                  |        |     |   |    |   |    |    |     |    |
| Gene Tenace, R<br>OBP: 0.379, SLG: 0.261<br>(1, 3)   | 4-0<br>2B<br>BB                                 |                                  | 4-0<br>E<br>1B<br>CS<br>BB   |                                 | 0-0<br>G5-4-3<br>1-2         |                                  | 0-3<br>K                     |                                 | 0-0<br>1-2<br>3-H<br>1B       |                                 |                              | 4-0<br>FC6-4<br>1B<br>BB         | 3                            | 0                               | 1                            | 1                                | 3                                     | 1   | 3                            |   |                              |                                  |                                  |                          |                                  |        |     |   |    |   |    |    |     |    |
| Jesus Alou, R<br>OBP: 0.333, SLG: 0.400<br>(1, 9)  | 0-0<br>1-3<br>3-H<br>2B                         |                                  | 0-0<br>1-2<br>E<br>1B        |                                 |                              | 0-0<br>5-3                       |                              | 0-0<br>4-3                      |                               | 0-0<br>G1-3                     |                              | 0-0<br>FC6-4<br>1B               | 6                            | 0                               | 3                            | 2                                | 0                                     | 0   | 2                            |   |                              |                                  |                                  |                          |                                  |        |     |   |    |   |    |    |     |    |
| Ray Fosse, R<br>OBP: 0.174, SLG: 0.105<br>(1, 2)   | 4-0<br>IBB                                      |                                  | 0-0<br>E1<br>1-2<br>2-3      |                                 |                              | 0-0<br>4-3                       |                              | 0-0<br>4-3                      |                               |                                 |                              | 0-0<br>FC6-4<br>BB<br>1-2<br>2-3 | 5                            | 0                               | 0                            | 0                                | 1                                     | 1   | 4                            |   |                              |                                  |                                  |                          |                                  |        |     |   |    |   |    |    |     |    |
| Dick Green, R<br>OBP: 0.111, SLG: 0.118<br>Angel Mangual, R<br>OBP: 0.091, SLG: 0.091<br>Ted Kubiak, S<br>Mike Andrews, R<br>(6, PH)<br>(7, 4)<br>(8, PH)<br>(9, 4)                              | 0-3<br>K  |                                  | 0-3<br>K                     |                                 |                              | 0-3<br>K                         |                              | 0-0<br>G1-3                     |                               | 0-3<br>K                        |                              | 4-0<br>1-2<br>BB                 | 2                            | 0                               | 0                            | 0                                | 0                                     | 2   | 6                            |   |                              |                                  |                                  |                          |                                  |        |     |   |    |   |    |    |     |    |
| Vida Blue, S<br>Horacio Pina, R<br>Darrold Knowles, L<br>Billy Congiano, R<br>Blue Moon Odum, R<br>Deron Johnson, R<br>Alan Lewis, S<br>Rolle Fingers, R<br>Paul Lindblad, L<br>Vic Davalillo, L |   | 0-3<br>K                         |                              | 0-3<br>K                        |                              |                                  | 0-0<br>4-3                   |                                 | 0-0<br>1B<br>2B               |                                 | 0-0<br>F8                    |                                  | 0-0<br>P4                    | 2                               | 0                            | 0                                | 0                                     | 0   | 2                            | 0   |                              |                                  |                                  |                          |                                  |        |     |   |    |   |    |    |     |    |
| <b>Inning Stats</b>  | R: 2<br>E: 0<br>K: 2<br>S: 10                   | H: 3<br>LOB: 3<br>BB: 2<br>P: 18 | R: 1<br>E: 0<br>K: 2<br>S: 8 | H: 2<br>LOB: 0<br>BB: 0<br>P: 8 | R: 0<br>E: 1<br>K: 1<br>S: 6 | H: 1<br>LOB: 2<br>BB: 1<br>P: 10 | R: 0<br>E: 0<br>K: 2<br>S: 7 | H: 0<br>LOB: 0<br>BB: 0<br>P: 7 | R: 0<br>E: 0<br>K: 1<br>S: 3  | H: 0<br>LOB: 0<br>BB: 0<br>P: 5 | R: 1<br>E: 0<br>K: 2<br>S: 8 | H: 1<br>LOB: 2<br>BB: 1<br>P: 13 | R: 0<br>E: 0<br>K: 0<br>S: 3 | H: 0<br>LOB: 0<br>BB: 0<br>P: 3 | R: 2<br>E: 0<br>K: 1<br>S: 8 | H: 3<br>LOB: 2<br>BB: 1<br>P: 12 | R: 0<br>E: 0<br>K: 2<br>S: 7          | H: 0<br>LOB: 0<br>BB: 0<br>P: 7           | R: 0<br>E: 0<br>K: 2<br>S: 7 | H: 0<br>LOB: 0<br>BB: 0<br>P: 7   | R: 1<br>E: 0<br>K: 0<br>S: 5 | H: 2<br>LOB: 3<br>BB: 2<br>P: 13 | 1B: 6<br>2B: 4<br>3B: 3<br>HR: 0 | SF: 0<br>DP: 1<br>HBP: 1 | WP: 0<br>PB: 0<br>SB: 1<br>CS: 2 | PA: 55 |     |   |    |   |    |    |     |    |
| <b>PITCHER</b>   | IP  | WLS                              | BF                           | H                               | R                            | ER                               | SO                           | BB                              | IBB                           | HBP                             | BLK                          | WP                               | HR                           | S                               | P                            | ERA                              | WHIP                                  |   |                              |   |                              |                                  |                                  |                          |                                  |        |     |   |    |   |    |    |     |    |
| Jerry Koosman, L<br>ERA: 3.97<br>Ray Sadecki, L<br>ERA:<br>Harry Parker, R<br>ERA: 4.5<br>Tug McGraw, L<br>ERA: 2.77<br>George Stone, L<br>ERA: 1.17   | (1, 1)<br>(3, 1)<br>(5, 1)<br>(6, 1)<br>(12, 1) | 2.1<br>1.2<br>1.0<br>6.0<br>1.0  | 16<br>4<br>3<br>27<br>5      | 6<br>0<br>1<br>5<br>1           | 3<br>0<br>0<br>4<br>0        | 3<br>0<br>0<br>4<br>0            | 4<br>3<br>0<br>8<br>0        | 2<br>0<br>0<br>3<br>1           | 1<br>0<br>0<br>0<br>0         | 0<br>0<br>0<br>1<br>0           | 0<br>0<br>0<br>0<br>0        | 0<br>0<br>0<br>0<br>0            | 0<br>0<br>0<br>0<br>0        | 0<br>0<br>0<br>0<br>0           | 0<br>10<br>3<br>39<br>4      | 33<br>10<br>3<br>52<br>8         | 11.57<br>0.00<br>0.00<br>6.00<br>0.00 | 3.429<br>0.000<br>1.000<br>1.333<br>2.000 |                              |   |                              |                                  |                                  |                          |                                  |        |     |   |    |   |    |    |     |    |

| Batter   | 1   | 2                               | 3                            | 4                               | 5                            | 6                               | 7                            | 8                                | 9                            | 10                              | 11                           | AB R H RBI BB SO LOB  | TOP   |                                 |                              |                                 |                              |                                 |                              |                                 |                              |                                 |                                  |                                    |                                  |        |  |  |  |  |  |
|--|---|---------------------------------|------------------------------|---------------------------------|------------------------------|---------------------------------|------------------------------|----------------------------------|------------------------------|---------------------------------|------------------------------|---|---|---------------------------------|------------------------------|---------------------------------|------------------------------|---------------------------------|------------------------------|---------------------------------|------------------------------|---------------------------------|----------------------------------|------------------------------------|----------------------------------|--------|--|--|--|--|--|
| <b>Bert Campaneris, R</b> (1, 6)<br>OBP: 0.375, SLG: 0.568   | X<br>0-0<br>F2  |                                 | X<br>0-0<br>FC6-4<br>1B      |                                 | S<br>0-3<br>K                |                                 |                              | X<br>0-0<br>S<br>1B              | X<br>0-0<br>F8               |                                 | X<br>0-0<br>2-H<br>1B        | 6 1 3 1 0 1 2   |   |                                 |                              |                                 |                              |                                 |                              |                                 |                              |                                 |                                  |                                    |                                  |        |  |  |  |  |  |
| <b>Joe Rudi, R</b> (1, 7)<br>OBP: 0.371, SLG: 0.452  | X<br>0-0<br>2B  |                                 | X<br>0-0<br>FC6-4<br>1-2f    |                                 |                              | X<br>0-0<br>F8                  |                              | X<br>0-0<br>1-H<br>SH3-4<br>1B   |                              | X<br>0-0<br>L7                  |                              | 5 0 2 1 0 0 1   |   |                                 |                              |                                 |                              |                                 |                              |                                 |                              |                                 |                                  |                                    |                                  |        |  |  |  |  |  |
| <b>Sal Bando, R</b> (1, 5)<br>OBP: 0.361, SLG: 0.533   | S<br>0-3<br>K   |                                 |                              | X<br>0-0<br>L7                  |                              | X<br>0-0<br>2B<br>2B            |                              | X<br>0-0<br>1-2<br>SH3-4         |                              | X<br>0-0<br>4-3<br>1B           |                              | 4 1 2 0 0 1 1   |   |                                 |                              |                                 |                              |                                 |                              |                                 |                              |                                 |                                  |                                    |                                  |        |  |  |  |  |  |
| <b>Reggie Jackson, L</b> (1, 9)<br>OBP: 0.222, SLG: 0.286  | S<br>0-3<br>K   |                                 |                              | S<br>0-3<br>K                   |                              | S<br>0-3<br>K                   |                              | X<br>0-0<br>F8                   |                              | X<br>0-0<br>2-3<br>4-3          |                              | 5 0 0 0 0 3 4   |   |                                 |                              |                                 |                              |                                 |                              |                                 |                              |                                 |                                  |                                    |                                  |        |  |  |  |  |  |
| <b>Gene Tenace, R</b> (1, 3)<br>(7, 2)<br>OBP: 0.412, SLG: 0.308   |   | S<br>0-3<br>K                   |                              | B<br>4-0<br>1B<br>BB            |                              | X<br>0-0<br>2B                  |                              | S<br>0-3<br>K                    |                              |                                 |                              | 3 0 1 1 2 2 1   |   |                                 |                              |                                 |                              |                                 |                              |                                 |                              |                                 |                                  |                                    |                                  |        |  |  |  |  |  |
| <b>Vic Davalillo, L</b> (1, 8)<br>(9, 3)<br>OBP: 0.467, SLG: 0.643   |   | S<br>0-3<br>K                   |                              | X<br>0-0<br>1-2<br>1B           |                              | X<br>0-0<br>4-3                 |                              | X<br>0-0<br>FC1-5<br>1B          |                              | X<br>0-0<br>F9                  |                              | 5 0 1 0 0 1 3   |   |                                 |                              |                                 |                              |                                 |                              |                                 |                              |                                 |                                  |                                    |                                  |        |  |  |  |  |  |
| <b>Ray Fosse, R</b> (1, 2)<br>OBP: 0.160, SLG: 0.095<br><b>Pat Bourque, L</b> (7, PH)<br>OBP: 0.600, SLG: 0.333<br><b>Allan Lewis, S</b> (9, PR)<br><b>Paul Lindblad, L</b> (9, 1)<br><b>Rollie Fingers, R</b> (11, 1) |   | S<br>0-3<br>K                   |                              | X<br>0-0<br>6-3                 |                              |                                 | X<br>0-0<br>F9               | X<br>0-0<br>1-2<br>FC1-5<br>1B   |                              | X<br>0-0<br>L6                  |                              | 2 0 0 0 0 1 2<br>2 0 1 0 0 0 0<br>0 0 0 0 0 0 0<br>1 0 0 0 0 0 0<br>0 0 0 0 0 0 0 | <b>AB 42</b><br><b>R 3</b><br><b>H 10</b><br><b>RBI 3</b><br><b>BB 3</b><br><b>SO 14</b><br><b>LOB 19</b> |                                 |                              |                                 |                              |                                 |                              |                                 |                              |                                 |                                  |                                    |                                  |        |  |  |  |  |  |
| <b>Dick Green, R</b> (1, 4)<br>OBP: 0.100, SLG: 0.105<br><b>Jesus Alou, R</b> (7, PH)<br>OBP: 0.313, SLG: 0.375<br><b>Ted Kubiak, S</b> (7, 4)   |   |                                 | X<br>0-0<br>5-3              |                                 | S<br>0-3<br>K                |                                 | X<br>0-0<br>6-3              | X<br>0-0<br>FC1-5                |                              | B<br>4-0<br>PB<br>1B<br>BB      |                              | 2 0 0 0 0 1 0<br>1 0 0 0 0 0 0<br>1 1 0 0 1 0 2                                   |   |                                 |                              |                                 |                              |                                 |                              |                                 |                              |                                 |                                  |                                    |                                  |        |  |  |  |  |  |
| <b>Catfish Hunter, R</b> (1, 1)<br><b>Deron Johnson, R</b> (7, PH)<br>OBP: 0.286, SLG: 0.250<br><b>Darold Knowles, L</b> (7, 1)<br><b>Angel Mangual, R</b> (9, PH)<br>(9, 8)<br>OBP: 0.077, SLG: 0.077                 |   |                                 | X<br>0-0<br>L8               |                                 | S<br>0-3<br>K                |                                 | S<br>0-3<br>K                | X<br>0-3<br>K                    |                              | S<br>0-3<br>K                   |                              | 2 0 0 0 0 1 0<br>1 0 0 0 0 1 0<br>0 0 0 0 0 0 0<br>2 0 0 0 0 2 3                  |                      |                                 |                              |                                 |                              |                                 |                              |                                 |                              |                                 |                                  |                                    |                                  |        |  |  |  |  |  |
| <b>Inning Stats</b>  | R: 0<br>E: 0<br>K: 2<br>S: 8                          | H: 1<br>LOB: 1<br>BB: 0<br>P: 8 | R: 0<br>E: 0<br>K: 3<br>S: 9 | H: 0<br>LOB: 0<br>BB: 0<br>P: 9 | R: 0<br>E: 0<br>K: 0<br>S: 4 | H: 1<br>LOB: 1<br>BB: 0<br>P: 4 | R: 0<br>E: 0<br>K: 1<br>S: 6 | H: 1<br>LOB: 2<br>BB: 1<br>P: 10 | R: 0<br>E: 0<br>K: 3<br>S: 9 | H: 0<br>LOB: 0<br>BB: 0<br>P: 9 | R: 1<br>E: 0<br>K: 1<br>S: 7 | H: 2<br>LOB: 1<br>BB: 0<br>P: 7   | R: 0<br>E: 0<br>K: 1<br>S: 5  | H: 0<br>LOB: 0<br>BB: 0<br>P: 5 | R: 1<br>E: 0<br>K: 1<br>S: 7 | H: 2<br>LOB: 1<br>BB: 0<br>P: 7 | R: 0<br>E: 1<br>K: 1<br>S: 7 | H: 1<br>LOB: 2<br>BB: 0<br>P: 7 | R: 0<br>E: 1<br>K: 0<br>S: 4 | H: 1<br>LOB: 2<br>BB: 1<br>P: 8 | R: 1<br>E: 0<br>K: 1<br>S: 5 | H: 1<br>LOB: 1<br>BB: 1<br>P: 9 | 1B: 7<br>2B: 3<br>3B: 0<br>HR: 0 | SF: 0<br>SAC: 1<br>DP: 0<br>HBP: 0 | WP: 0<br>PB: 1<br>SB: 1<br>CS: 0 | PA: 46 |  |  |  |  |  |
| <b>PITCHER</b>   | IP WLS BF H R ER SO BB IBB HBP BLK WP HR S P ERA WHIP |                                 |                              |                                 |                              |                                 |                              |                                  |                              |                                 |                              |   |   |                                 |                              |                                 |                              |                                 |                              |                                 |                              |                                 |                                  |                                    |                                  |        |  |  |  |  |  |
| <b>Tom Seaver, R</b> (1, 1)<br>ERA: 1.82   | 8.0   | 32                              | 7                            | 2                               | 2                            | 12                              | 1                            | 0                                | 0                            | 0                               | 0                            | 0   | 0   | 55                              | 59                           | 2.25                            | 1.000                        |                                 |                              |                                 |                              |                                 |                                  |                                    |                                  |        |  |  |  |  |  |
| <b>Ray Sadecki, L</b> (9, 1)<br>ERA:   | 0.0   | 2                               | 1                            | 0                               | 0                            | 0                               | 0                            | 0                                | 0                            | 0                               | 0                            | 0   | 0   | 2                               | 2                            | ∞                               | ∞                            |                                 |                              |                                 |                              |                                 |                                  |                                    |                                  |        |  |  |  |  |  |
| <b>Tug McGraw, L</b> (9, 1)<br>ERA: 2.4  | 2.0   | 8                               | 1                            | 0                               | 0                            | 1                               | 0                            | 1                                | 0                            | 0                               | 0                            | 0   | 0   | 9                               | 13                           | 0.00                            | 0.500                        |                                 |                              |                                 |                              |                                 |                                  |                                    |                                  |        |  |  |  |  |  |
| <b>Harry Parker, R</b> (11, 1)<br>ERA: 3.0   | 1.0   | L 4                             | 1                            | 1                               | 0                            | 1                               | 1                            | 0                                | 0                            | 0                               | 0                            | 0   | 0   | 5                               | 9                            | 0.00                            | 2.000                        |                                 |                              |                                 |                              |                                 |                                  |                                    |                                  |        |  |  |  |  |  |

Oakland Athletics @ New York Mets  
Shea Stadium, Flushing, NY  
Tue Oct 16 1973, 7:05 PM EDT  
Att. 54,817 - Unknown

livebaseballscorecards.com



| Batter  | 1   | 2   | 3   | 4  | 5   | 6   | 7   | 8   | 9   | 10  | 11  | AB R H RBI BB SO LOB   | BOTTOM  |   |      |       |
|---|---|---|---|--|---|---|---|---|---|---|---|--|---|---|------|-------|
| Wayne Garrett, L (1, 5)<br>OBP: 0.190, SLG: 0.316   | 0-0<br>HR   | 4-0<br>BB   |   | 4-0<br>1B<br>IBB                                     |   | 0-3<br>K  |   |   | 0-0<br>P6   |   | 0-0<br>SH3<br>1B                                    | 4 1 2 1 2 1 1  | <p>Oakland Athletics @ New York Mets</p> <p>Shea Stadium, Flushing, NY</p> <p>Tue Oct 16 1973, 7:05 PM EDT</p> <p>Att. 54,817 - Unknown</p> |   |      |       |
| Felix Millan, R (1, 4)<br>OBP: 0.324, SLG: 0.324  | 0-0<br>1B<br>WP<br>1B                                 | 0-0<br>L6   |   | 0-0<br>1-2<br>2-3<br>1B                              |   | 0-0<br>L8   |   |   | 0-0<br>6-3  |   | 0-0<br>SH3<br>1-2                                   | 5 1 2 0 0 0 2  |   |   |      |       |
| Rusty Staub, L (1, 9)<br>OBP: 0.310, SLG: 0.615   | 0-0<br>WP<br>1-3<br>1B                                |   | 0-0<br>F7   | 0-0<br>G1-3  |   |   |   |   | 0-0<br>L7   |   | 0-0<br>F8   | 6 0 2 0 0 0 4  |   |   |      |       |
| Cleon Jones, R (1, 7)<br>OBP: 0.410, SLG: 0.500   | 0-3<br>K<br>1-2<br>3-H                                |   | 0-0<br>5-3  |  | 0-0<br>G1-3   |   |   |   | 0-0<br>6-3  |   | 0-0<br>6-3  | 5 0 0 0 1 1 2  |   |   |      |       |
| John Milner, L (1, 3)<br>OBP: 0.421, SLG: 0.267   | 0-0<br>E1   |   | 4-0<br>FC6-4<br>BB                                  |  | 0-0<br>1B   |   |   |   | 4-0<br>FC6-4<br>BB                                  |   | 0-0<br>F9   | 3 0 1 0 2 0 3  |   |   |      |       |
| Jerry Grote, R (1, 2)<br>OBP: 0.222, SLG: 0.176   | 0-3<br>K  |   | 0-0<br>FC6-4<br>1-2f                                |  | 0-0<br>F7   |   |   |   | 0-0<br>FC6-4<br>1-2f                                |   | 0-0<br>4-3  | 5 0 0 0 0 1 5  |   |   |      |       |
| Don Hahn, R (1, 8)<br>OBP: 0.265, SLG: 0.226  | 0-0<br>L7   |   |   | 0-0<br>1B<br>2B                                      |   | 0-0<br>F7   |   |   | 0-0<br>6-3  |   | 0-0<br>4-3  | 5 0 1 0 0 0 3  |   |   |      |       |
| Bud Harrelson, S (1, 6)<br>OBP: 0.303, SLG: 0.290   |   | 0-0<br>F8   |   | 0-0<br>F9  |   | 0-0<br>1B   |   |   | 0-0<br>F7   |   | 0-0<br>FC6-4<br>1B                                  | 5 0 2 0 0 0 1  |   |   |      |       |
| Tom Seaver, R (1, 1)<br>OBP: 0.300, SLG: 0.444<br>Jim Beauchamp, R (8, PH)<br>Ray Sadecki, L (9, 1)<br>Tug McGraw, R (9, 1)<br>Willie Mays, R (10, PH)<br>Harry Parker, R (11, 1) |   | 0-0<br>F3   |   | 0-3<br>K   |   | 0-3<br>K  |   |   | 0-0<br>L7   |   | 0-0<br>FC6-4<br>1-2f                                | 3 0 0 0 0 0 2 2<br>1 0 0 0 0 0 0 0<br>0 0 0 0 0 0 0 0<br>0 0 0 0 0 0 0 0<br>1 0 0 0 0 0 0 1<br>0 0 0 0 0 0 0 0 |   |   |      |       |
| <b>Inning Stats</b>   | R: 2 H: 3<br>E: 1 LOB: 2<br>K: 2 BB: 0<br>S: 11 P: 11 | R: 0 H: 0<br>E: 0 LOB: 1<br>K: 0 BB: 1<br>S: 3 P: 7 | R: 0 H: 0<br>E: 0 LOB: 1<br>K: 0 BB: 1<br>S: 3 P: 7 | R: 0 H: 2<br>E: 0 LOB: 3<br>K: 1 BB: 1<br>S: 7 P: 11 | R: 0 H: 1<br>E: 0 LOB: 1<br>K: 0 BB: 0<br>S: 4 P: 4 | R: 0 H: 1<br>E: 0 LOB: 1<br>K: 2 BB: 0<br>S: 8 P: 8 | R: 0 H: 0<br>E: 0 LOB: 1<br>K: 0 BB: 1<br>S: 3 P: 7 | R: 0 H: 0<br>E: 0 LOB: 0<br>K: 0 BB: 0<br>S: 3 P: 3 | R: 0 H: 1<br>E: 0 LOB: 2<br>K: 0 BB: 1<br>S: 4 P: 8 | R: 0 H: 1<br>E: 0 LOB: 1<br>K: 0 BB: 0<br>S: 4 P: 4 | R: 0 H: 1<br>E: 0 LOB: 1<br>K: 0 BB: 0<br>S: 4 P: 4 | 1B: 7 SF: 0<br>2B: 2 SAC: 1<br>3B: 0 DP: 0<br>HR: 1 HBP: 0   |   | WP: 1 PA: 49<br>PB: 0<br>SB: 0<br>CS: 0 |      |       |
| <b>PITCHER</b>  | IP WLS BF H R ER SO BB IBB HBP BLK WP HR S P ERA WHIP |   |   |  |   |   |   |   |   |   |   |  |   |   |      |       |
| Catfish Hunter, R (1, 1)<br>ERA: 2.01   | 6.0   | 29  | 7   | 2  | 2   | 5   | 2   | 1   | 0   | 0   | 1   | 1  | 36  | 48                                      | 3.00 | 1.500 |
| Darold Knowles, L (7, 1)<br>ERA:  | 2.0   | 7   | 0   | 0  | 0   | 0   | 1   | 0   | 0   | 0   | 0   | 0  | 6   | 10                                      | 0.00 | 0.500 |
| Paul Lindblad, L (9, 1)<br>ERA:   | 2.0   | W 10  | 3   | 0  | 0   | 0   | 0   | 1   | 0   | 0   | 0   | 0  | 9   | 13                                      | 0.00 | 1.500 |
| Rollie Fingers, R (11, 1)<br>ERA: 1.54  | 1.0   | S 3   | 0   | 0  | 0   | 0   | 0   | 0   | 0   | 0   | 0   | 0  | 3   | 3                                       | 0.00 | 0.000 |

|     |    |
|-----|----|
| AB  | 43 |
| R   | 2  |
| H   | 10 |
| RBI | 1  |
| BB  | 5  |
| SO  | 5  |
| LOB | 24 |



livebaseballscores.com

| Batter  | 1   | 2                               | 3                            | 4                               | 5                            | 6                               | 7                            | 8                               | 9                            | AB R H RBI BB SO LOB            | TOP                          |                                 |                              |   |                              |                                 |                              |                                 |                              |                                  |                                  |                                    |                                  |        |
|---|---|---------------------------------|------------------------------|---------------------------------|------------------------------|---------------------------------|------------------------------|---------------------------------|------------------------------|---------------------------------|------------------------------|---------------------------------|------------------------------|---|------------------------------|---------------------------------|------------------------------|---------------------------------|------------------------------|----------------------------------|----------------------------------|------------------------------------|----------------------------------|--------|
| Bert Campaneris, R (1, 6)<br>OBP: 0.356, SLG: 0.512 | 0-0<br>B3   |                                 | 0-0<br>5-3                   |                                 | 0-0<br>FC5-4                 |                                 |                              | 1-0<br>1B<br>HBP                | 0-3<br>K                     | 4 0 0 0 0 1 4                   |                              |                                 |                              |   |                              |                                 |                              |                                 |                              |                                  |                                  |                                    |                                  |        |
| Joe Rudi, R (1, 7)<br>OBP: 0.359, SLG: 0.429        | 0-0<br>L9   |                                 |                              | 0-3<br>K                        |                              | 0-0<br>P4                       |                              | 0-0<br>1B                       |                              | 4 0 1 0 0 1 0                   |                              |                                 |                              |   |                              |                                 |                              |                                 |                              |                                  |                                  |                                    |                                  |        |
| Sal Bando, R (1, 5)<br>OBP: 0.350, SLG: 0.485       | 4-0<br>BB   |                                 |                              | 0-0<br>1B<br>6-3                |                              | 0-0<br>6-3                      |                              | 0-0<br>L7                       |                              | 3 1 0 0 1 0 2                   |                              |                                 |                              |   |                              |                                 |                              |                                 |                              |                                  |                                  |                                    |                                  |        |
| Reggie Jackson, L (1, 8)<br>OBP: 0.225, SLG: 0.282  | 0-3<br>K  |                                 |                              | 0-0<br>1B<br>6-3<br>1-3         |                              | 0-0<br>L7                       |                              | 0-0<br>4-3                      |                              | 4 0 1 0 0 1 3                   |                              |                                 |                              |   |                              |                                 |                              |                                 |                              |                                  |                                  |                                    |                                  |        |
| Gene Tenace, R (1, 3)<br>OBP: 0.421, SLG: 0.310     |   | 0-0<br>5-3                      |                              | 0-0<br>6-3                      |                              |                                 | 4-0<br>FC6-4<br>BB           |                                 | 0-0<br>BB<br>1B<br>1B        | 3 0 1 1 1 0 1                   |                              |                                 |                              |   |                              |                                 |                              |                                 |                              |                                  |                                  |                                    |                                  |        |
| Jesus Alou, R (1, 9)<br>OBP: 0.250, SLG: 0.300      |   | 0-0<br>F3                       |                              | 0-0<br>F7                       |                              |                                 | 0-0<br>FC6-4                 |                                 | 0-0<br>L6                    | 4 0 0 0 0 0 3                   |                              |                                 |                              |   |                              |                                 |                              |                                 |                              |                                  |                                  |                                    |                                  |        |
| Ray Fosse, R (1, 2)<br>OBP: 0.172, SLG: 0.120       |   | 0-3<br>K                        |                              |                                 | 0-0<br>FC5-4<br>1B           |                                 | 0-0<br>F8                    |                                 | 0-3<br>K                     | 4 0 1 0 0 2 2                   |                              |                                 |                              |   |                              |                                 |                              |                                 |                              |                                  |                                  |                                    |                                  |        |
| Dick Green, R (1, 4)<br>OBP: 0.095, SLG: 0.100      |   |                                 | 0-3<br>K                     |                                 | 0-0<br>P4                    |                                 | 0-0<br>G1-3                  |                                 | 0-0<br>BB                    | 1 0 0 0 0 0 1 0                 |                              |                                 |                              |   |                              |                                 |                              |                                 |                              |                                  |                                  |                                    |                                  |        |
| Angel Mangual, R (5, PH)<br>OBP: 0.071, SLG: 0.071  |   |                                 |                              |                                 |                              |                                 |                              |                                 | 1-2<br>1B                    | 1 0 0 0 0 0 1                   |                              |                                 |                              |   |                              |                                 |                              |                                 |                              |                                  |                                  |                                    |                                  |        |
| Ted Kubiak, S (5, 4)                                |   |                                 |                              |                                 |                              |                                 |                              |                                 | 1-2<br>1B                    | 1 0 0 0 0 0 1                   |                              |                                 |                              |   |                              |                                 |                              |                                 |                              |                                  |                                  |                                    |                                  |        |
| Deron Johnson, R (9, PH)<br>OBP: 0.333, SLG: 0.308  |   |                                 |                              |                                 |                              |                                 |                              |                                 | 1-2<br>1B                    | 1 0 1 0 0 0 0                   |                              |                                 |                              |   |                              |                                 |                              |                                 |                              |                                  |                                  |                                    |                                  |        |
| Ken Holtzman, R (1, 1)<br>OBP: 1.000, SLG: 2.000    |   |                                 | 0-3<br>K                     |                                 | 0-0<br>F8                    |                                 |                              | 0-0<br>5-3                      | 4-0<br>BB                    | 0 0 0 0 0 0 0 0                 |                              |                                 |                              |   |                              |                                 |                              |                                 |                              |                                  |                                  |                                    |                                  |        |
| Blue Moon Odom, R (1, 1)                            |   |                                 |                              |                                 |                              |                                 |                              |                                 | 1-2<br>2-3                   | 1 0 0 0 0 0 1 0                 |                              |                                 |                              |   |                              |                                 |                              |                                 |                              |                                  |                                  |                                    |                                  |        |
| Darold Knowles, L (4, 1)                            |   |                                 |                              |                                 |                              |                                 |                              |                                 |                              | 0 0 0 0 0 0 0 0                 |                              |                                 |                              |   |                              |                                 |                              |                                 |                              |                                  |                                  |                                    |                                  |        |
| Billy Conigliaro, R (5, PH)                         |   |                                 |                              |                                 |                              |                                 |                              |                                 |                              | 1 0 0 0 0 0 0 1                 |                              |                                 |                              |   |                              |                                 |                              |                                 |                              |                                  |                                  |                                    |                                  |        |
| Horacio Pina, R (5, 1)                              |   |                                 |                              |                                 |                              |                                 |                              |                                 |                              | 0 0 0 0 0 0 0 0                 |                              |                                 |                              |   |                              |                                 |                              |                                 |                              |                                  |                                  |                                    |                                  |        |
| Mike Andrews, R (8, PH)                             |   |                                 |                              |                                 |                              |                                 |                              |                                 |                              | 1 0 0 0 0 0 0 0                 |                              |                                 |                              |   |                              |                                 |                              |                                 |                              |                                  |                                  |                                    |                                  |        |
| Paul Lindblad, L (8, 1)                             |   |                                 |                              |                                 |                              |                                 |                              |                                 |                              | 0 0 0 0 0 0 0 0                 |                              |                                 |                              |   |                              |                                 |                              |                                 |                              |                                  |                                  |                                    |                                  |        |
| Vic Davalillo, L (9, PH)<br>OBP: 0.600, SLG: 0.643  |   |                                 |                              |                                 |                              |                                 |                              |                                 |                              | 0 0 0 0 0 1 0 0                 |                              |                                 |                              |   |                              |                                 |                              |                                 |                              |                                  |                                  |                                    |                                  |        |
| <b>Inning Stats</b>                                 | R: 0<br>E: 0<br>K: 1<br>S: 5                          | H: 0<br>LOB: 1<br>BB: 1<br>P: 9 | R: 0<br>E: 0<br>K: 1<br>S: 5 | H: 0<br>LOB: 0<br>BB: 0<br>P: 5 | R: 0<br>E: 0<br>K: 2<br>S: 7 | H: 0<br>LOB: 0<br>BB: 0<br>P: 7 | R: 1<br>E: 1<br>K: 1<br>S: 7 | H: 1<br>LOB: 1<br>BB: 0<br>P: 7 | R: 0<br>E: 0<br>K: 0<br>S: 3 | H: 0<br>LOB: 0<br>BB: 0<br>P: 3 | R: 0<br>E: 0<br>K: 0<br>S: 3 | H: 0<br>LOB: 1<br>BB: 1<br>P: 7 | R: 0<br>E: 0<br>K: 0<br>S: 4 | H: 1<br>LOB: 1<br>BB: 0<br>P: 4                       | R: 0<br>E: 0<br>K: 0<br>S: 3 | H: 0<br>LOB: 1<br>BB: 1<br>P: 7 | R: 0<br>E: 0<br>K: 0<br>S: 4 | H: 1<br>LOB: 2<br>BB: 0<br>P: 5 | R: 0<br>E: 0<br>K: 2<br>S: 9 | H: 2<br>LOB: 3<br>BB: 1<br>P: 13 | 1B: 5<br>2B: 0<br>3B: 0<br>HR: 0 | SF: 0<br>SAC: 0<br>DP: 0<br>HBP: 1 | WP: 0<br>PB: 0<br>SB: 0<br>CS: 0 | PA: 37 |
| <b>PITCHER</b>                                      | IP WLS BF H R ER SO BB IBB HBP BLK WP HR S P ERA WHIP |                                 |                              |                                 |                              |                                 |                              |                                 |                              |                                 |                              |                                 | <b>PITCHER</b>               | IP WLS BF H R ER SO BB IBB HBP BLK WP HR S P ERA WHIP |                              |                                 |                              |                                 |                              |                                  |                                  |                                    |                                  |        |
| Jon Matlack, L (1, 1)<br>ERA:                       | 8.0 W 31 3 1 0 5 2 0 1 0 0 0 0 38 47 0.00 0.625       |                                 |                              |                                 |                              |                                 |                              |                                 |                              |                                 |                              |                                 |                              |   |                              |                                 |                              |                                 |                              |                                  |                                  |                                    |                                  |        |
| Ray Sadecki, L (9, 1)<br>ERA:                       | 1.0 S 6 2 0 0 2 1 0 0 0 0 0 0 9 13 0.00 3.000         |                                 |                              |                                 |                              |                                 |                              |                                 |                              |                                 |                              |                                 |                              |   |                              |                                 |                              |                                 |                              |                                  |                                  |                                    |                                  |        |

Oakland Athletics @ New York Mets  
 Shea Stadium, Flushing, NY  
 Wed Oct 17 1973, 7:05 PM EDT  
 Att: 54,817 - Unknown

livebaseballscorecards.com

|     |    |
|-----|----|
| AB  | 33 |
| R   | 1  |
| H   | 5  |
| RBI | 1  |
| BB  | 3  |
| SO  | 7  |
| LOB | 18 |



**BOTTOM**

**Oakland Athletics @ New York Mets**  
 Shea Stadium, Flushing, NY  
 Wed Oct 17 1973, 7:05 PM EDT  
 Att. 54,817 - Unknown

[livebaseballscorecards.com](http://livebaseballscorecards.com)

|            |           |
|------------|-----------|
| <b>AB</b>  | <b>33</b> |
| <b>R</b>   | <b>6</b>  |
| <b>H</b>   | <b>13</b> |
| <b>RBI</b> | <b>5</b>  |
| <b>BB</b>  | <b>6</b>  |
| <b>SO</b>  | <b>2</b>  |
| <b>LOB</b> | <b>21</b> |



|       |        |
|-------|--------|
| WP: 1 | PA: 40 |
| PB: 0 |        |
| SB: 0 |        |
| CS: 0 |        |

| AB     | R      | H | RBI | BB | SO | LOB |
|--------|--------|---|-----|----|----|-----|
| 4      | 2      | 1 | 0   | 0  | 1  | 1   |
| 5      | 1      | 1 | 0   | 0  | 0  | 3   |
| 4      | 1      | 4 | 5   | 1  | 0  | 0   |
| 3      | 0      | 1 | 0   | 1  | 0  | 1   |
| 1      | 0      | 0 | 0   | 0  | 0  | 1   |
| 3      | 0      | 0 | 0   | 1  | 0  | 5   |
| 4      | 0      | 3 | 0   | 0  | 0  | 2   |
| 4      | 1      | 1 | 0   | 0  | 0  | 4   |
| 2      | 1      | 1 | 0   | 2  | 0  | 0   |
| 3      | 0      | 1 | 0   | 1  | 1  | 4   |
| 0      | 0      | 0 | 0   | 0  | 0  | 0   |
| 1B: 12 | SF: 0  |   |     |    |    |     |
| 2B: 0  | SAC: 0 |   |     |    |    |     |
| 3B: 0  | DP: 4  |   |     |    |    |     |
| HR: 1  | HBP: 1 |   |     |    |    |     |

| Batter   | 1                            | 2                                | 3                            | 4                                | 5                            | 6                               | 7                            | 8                                | 9                            |                                 |                              |                                 |                              |                                 |                              |                                 |
|--|------------------------------|----------------------------------|------------------------------|----------------------------------|------------------------------|---------------------------------|------------------------------|----------------------------------|------------------------------|---------------------------------|------------------------------|---------------------------------|------------------------------|---------------------------------|------------------------------|---------------------------------|
| Wayne Garrett, L (1, 5)<br>OBP: 0.213, SLG: 0.310  | 0-0<br>1B<br>HR<br>1B        | 0-0<br>5-3<br>1-3                |                              | H<br>1-0<br>1B<br>HBP            |                              | X<br>0-0<br>4-3                 |                              | X<br>0-3<br>K                    |                              |                                 |                              |                                 |                              |                                 |                              |                                 |
| Felix Millan, R (1, 4)<br>OBP: 0.310, SLG: 0.308   | 0-0<br>1B<br>HR<br>1B        | 0-0<br>5-3                       |                              | X<br>0-0<br>E4<br>1B<br>G1-2-3   |                              | X<br>0-0<br>5-3                 |                              | X<br>0-0<br>L5                   |                              |                                 |                              |                                 |                              |                                 |                              |                                 |
| Rusty Staub, L (1, 9)<br>OBP: 0.412, SLG: 0.767    | 0-0<br>1B<br>HR              |                                  | B<br>4-0<br>1B<br>BB         | X<br>0-0<br>BB<br>1B             |                              | X<br>0-0<br>1B                  |                              | X<br>0-0<br>1B                   |                              |                                 |                              |                                 |                              |                                 |                              |                                 |
| Cleon Jones, R (1, 7)<br>George Theodore, R (8, 7) | 0-0<br>4-3                   |                                  | X<br>0-0<br>1B<br>BB         | B<br>4-0<br>1B<br>BB             |                              | X<br>0-0<br>F9                  |                              | X<br>0-0<br>P5                   |                              |                                 |                              |                                 |                              |                                 |                              |                                 |
| John Milner, L (1, 3)<br>OBP: 0.405, SLG: 0.242    | 4-0<br>1B<br>BB              |                                  | X<br>0-0<br>FC1-2-5<br>1B    | X<br>0-0<br>G1-2-3<br>G4-6-3     |                              |                                 | X<br>0-0<br>4-3              |                                  |                              |                                 |                              |                                 |                              |                                 |                              |                                 |
| Jerry Grote, R (1, 2)<br>OBP: 0.275, SLG: 0.237    | 0-0<br>1B<br>1B              |                                  | X<br>0-0<br>G4-6-3<br>1-2f   |                                  | X<br>0-0<br>BB<br>1B         |                                 | X<br>0-0<br>G3<br>1B<br>1B   |                                  |                              |                                 |                              |                                 |                              |                                 |                              |                                 |
| Don Hahn, R (1, 8)<br>OBP: 0.263, SLG: 0.229       | 0-0<br>G5-4-3<br>1-2f        |                                  |                              | X<br>0-0<br>HBP<br>1B<br>E<br>1B |                              | X<br>0-0<br>L7                  |                              | X<br>0-0<br>G3<br>1-2            |                              |                                 |                              |                                 |                              |                                 |                              |                                 |
| Bud Harrelson, S (1, 6)<br>OBP: 0.351, SLG: 0.303  |                              | X<br>0-0<br>6-3                  |                              | X<br>0-0<br>E<br>HBP<br>1B<br>1B |                              | X<br>4-0<br>G4-3<br>BB          |                              | X<br>4-0<br>1B<br>IBB            |                              |                                 |                              |                                 |                              |                                 |                              |                                 |
| Jon Mattack, L (1, 1)<br>Ray Sadecki, L (9, 1)     |                              | B<br>4-0<br>5-3<br>WP<br>BB      |                              | S<br>0-3<br>K<br>1-2f            |                              | X<br>0-0<br>G4-3<br>1-2f        |                              | X<br>0-0<br>1-2<br>2-H<br>1B     |                              |                                 |                              |                                 |                              |                                 |                              |                                 |
| <b>Inning Stats</b>                                | R: 3<br>E: 0<br>K: 0<br>S: 6 | H: 4<br>LOB: 1<br>BB: 1<br>P: 10 | R: 0<br>E: 0<br>K: 0<br>S: 3 | H: 0<br>LOB: 1<br>BB: 1<br>P: 7  | R: 0<br>E: 0<br>K: 0<br>S: 3 | H: 1<br>LOB: 1<br>BB: 1<br>P: 7 | R: 3<br>E: 1<br>K: 1<br>S: 8 | H: 3<br>LOB: 2<br>BB: 1<br>P: 13 | R: 0<br>E: 0<br>K: 0<br>S: 3 | H: 1<br>LOB: 1<br>BB: 1<br>P: 7 | R: 0<br>E: 0<br>K: 0<br>S: 4 | H: 1<br>LOB: 1<br>BB: 0<br>P: 4 | R: 0<br>E: 0<br>K: 0<br>S: 4 | H: 2<br>LOB: 2<br>BB: 1<br>P: 8 | R: 0<br>E: 0<br>K: 1<br>S: 6 | H: 1<br>LOB: 1<br>BB: 0<br>P: 6 |

| PITCHER                               | IP  | WLS | BF | H | R | ER | SO | BB | IBB | HBP | BLK | WP | HR | S  | P  | ERA  | WHIP  |       |
|---------------------------------------|-----|-----|----|---|---|----|----|----|-----|-----|-----|----|----|----|----|------|-------|-------|
| Ken Holtzman, L (1, 1)<br>ERA: 2.76   | 0.1 | L   | 6  | 4 | 3 | 3  | 0  | 1  | 0   | 0   | 0   | 0  | 1  | 0  | 9  | 17   | 6.75  | 1.875 |
| Blue Moon Odom, R (1, 1)<br>ERA: 2.79 | 2.2 |     | 11 | 3 | 2 | 2  | 0  | 2  | 0   | 0   | 0   | 0  | 0  | 0  | 9  | 17   | 6.75  | 1.875 |
| Darold Knowles, L (4, 1)<br>ERA:      | 1.0 |     | 6  | 1 | 1 | 0  | 1  | 1  | 0   | 1   | 0   | 0  | 0  | 6  | 11 | 0.00 | 2.000 |       |
| Horacio Pina, R (5, 1)<br>ERA:        | 3.0 |     | 13 | 4 | 0 | 0  | 0  | 1  | 1   | 0   | 0   | 0  | 0  | 11 | 19 | 0.00 | 1.667 |       |
| Paul Lindblad, L (8, 1)<br>ERA:       | 1.0 |     | 4  | 1 | 0 | 0  | 1  | 0  | 0   | 0   | 0   | 0  | 0  | 6  | 6  | 0.00 | 1.000 |       |

| PITCHER                               | IP  | WLS | BF | H | R | ER | SO | BB | IBB | HBP | BLK | WP | HR | S  | P  | ERA  | WHIP  |       |
|---------------------------------------|-----|-----|----|---|---|----|----|----|-----|-----|-----|----|----|----|----|------|-------|-------|
| Ken Holtzman, L (1, 1)<br>ERA: 2.76   | 0.1 | L   | 6  | 4 | 3 | 3  | 0  | 1  | 0   | 0   | 0   | 0  | 1  | 0  | 9  | 17   | 6.75  | 1.875 |
| Blue Moon Odom, R (1, 1)<br>ERA: 2.79 | 2.2 |     | 11 | 3 | 2 | 2  | 0  | 2  | 0   | 0   | 0   | 0  | 0  | 0  | 9  | 17   | 6.75  | 1.875 |
| Darold Knowles, L (4, 1)<br>ERA:      | 1.0 |     | 6  | 1 | 1 | 0  | 1  | 1  | 0   | 1   | 0   | 0  | 0  | 6  | 11 | 0.00 | 2.000 |       |
| Horacio Pina, R (5, 1)<br>ERA:        | 3.0 |     | 13 | 4 | 0 | 0  | 0  | 1  | 1   | 0   | 0   | 0  | 0  | 11 | 19 | 0.00 | 1.667 |       |
| Paul Lindblad, L (8, 1)<br>ERA:       | 1.0 |     | 4  | 1 | 0 | 0  | 1  | 0  | 0   | 0   | 0   | 0  | 0  | 6  | 6  | 0.00 | 1.000 |       |

| Batter   | 1   | 2                               | 3                            | 4                               | 5                            | 6                               | 7                            | 8                               | 9                            | AB R H RBI BB SO LOB  | TOP                          |                                  |                              |                                  |                              |                                  |                              |                                 |                                  |                                    |                                  |        |
|--|---|---------------------------------|------------------------------|---------------------------------|------------------------------|---------------------------------|------------------------------|---------------------------------|------------------------------|---|------------------------------|----------------------------------|------------------------------|----------------------------------|------------------------------|----------------------------------|------------------------------|---------------------------------|----------------------------------|------------------------------------|----------------------------------|--------|
| Bert Campaneris, R (1, 6)<br>OBP: 0.367, SLG: 0.500  | 0-0<br>5-3  |                                 | 0-0<br>PO<br>1B              |                                 |                              | 4-0<br>E<br>BB                  | 0-3<br>K                     |                                 |                              | 3 0 1 0 1 1 3   |                              |                                  |                              |                                  |                              |                                  |                              |                                 |                                  |                                    |                                  |        |
| Joe Rudi, R (1, 7)<br>OBP: 0.326, SLG: 0.385   | 0-0<br>6-3  |                                 | 0-0<br>PO<br>1-2             | 0-0<br>P4                       |                              | 0-0<br>F2                       |                              | 0-0<br>5-3                      |                              | 4 0 0 0 0 0 1   |                              |                                  |                              |                                  |                              |                                  |                              |                                 |                                  |                                    |                                  |        |
| Sal Bando, R (1, 5)<br>OBP: 0.364, SLG: 0.472  | 4-0<br>BB   |                                 |                              | 0-0<br>G4-6-3<br>1B             |                              | 0-0<br>E5<br>FC6<br>1-2         |                              | 0-0<br>F7                       |                              | 3 0 1 0 1 0 1   |                              |                                  |                              |                                  |                              |                                  |                              |                                 |                                  |                                    |                                  |        |
| Reggie Jackson, L (1, 8)<br>OBP: 0.227, SLG: 0.262   | 0-3<br>K  |                                 |                              | 0-0<br>G4-6-3<br>1-2f           |                              | 0-0<br>FC6<br>1-2f              |                              | 4-0<br>BB<br>BB                 |                              | 3 0 0 0 1 1 4   |                              |                                  |                              |                                  |                              |                                  |                              |                                 |                                  |                                    |                                  |        |
| Gene Tenace, R (1, 3)<br>OBP: 0.452, SLG: 0.300<br>Blue Moon Odom, R (8, PR)<br>Pat Bourque, L (8, 3)<br>OBP: 0.600, SLG: 0.333                                  |   | 0-3<br>K                        |                              |                                 | 4-0<br>BB                    |                                 | 4-0<br>2B<br>BB              | 4-0<br>1-2<br>BB                |                              | 1 0 0 0 3 1 0<br>0 0 0 0 0 0 0<br>0 0 0 0 0 0 0                                   |                              |                                  |                              |                                  |                              |                                  |                              |                                 |                                  |                                    |                                  |        |
| Jesus Alou, R (1, 9)<br>OBP: 0.208, SLG: 0.250   |   | 0-0<br>6-3                      |                              |                                 | 0-0<br>F2                    |                                 | 0-0<br>F2                    | 0-0<br>L5                       |                              | 4 0 0 0 0 0 4   |                              |                                  |                              |                                  |                              |                                  |                              |                                 |                                  |                                    |                                  |        |
| Ray Fosse, R (1, 2)<br>OBP: 0.182, SLG: 0.172  |   | 0-0<br>6-3                      |                              |                                 | 0-0<br>P4                    |                                 | 0-0<br>2B                    |                                 | 0-0<br>L7                    | 4 0 1 0 0 0 1   |                              |                                  |                              |                                  |                              |                                  |                              |                                 |                                  |                                    |                                  |        |
| Dick Green, R (1, 4)<br>OBP: 0.087, SLG: 0.091<br>Deron Johnson, R (7, PH)<br>OBP: 0.375, SLG: 0.308<br>Allan Lewis, S (7, PR)<br>Ted Kubiak, S (7, 4)           |   |                                 | 0-0<br>F8                    |                                 | 0-0<br>F8                    |                                 | 4-0<br>BB                    |                                 | 0-3<br>K                     | 2 0 0 0 0 0 1<br>0 0 0 0 1 0 0<br>0 0 0 0 0 0 0<br>1 0 0 0 0 1 0                  |                              |                                  |                              |                                  |                              |                                  |                              |                                 |                                  |                                    |                                  |        |
| Vida Blue, S (1, 1)<br>Darold Knowles, L (6, 1)<br>Angel Mangual, R (7, PH)<br>OBP: 0.067, SLG: 0.067<br>Rollie Fingers, R (7, 1)<br>Billy Conigliaro, R (9, PH) |   |                                 | 0-3<br>K                     |                                 |                              | 0-3<br>K                        | 0-0<br>P6                    |                                 | 0-3<br>K                     | 2 0 0 0 0 2 0<br>0 0 0 0 0 0 0<br>1 0 0 0 0 0 3<br>0 0 0 0 0 0 0<br>1 0 0 0 0 1 0 |                              |                                  |                              |                                  |                              |                                  |                              |                                 |                                  |                                    |                                  |        |
| <b>Inning Stats</b>  | R: 0<br>E: 0<br>K: 1<br>S: 5                          | H: 0<br>LOB: 1<br>BB: 1<br>P: 9 | R: 0<br>E: 0<br>K: 1<br>S: 5 | H: 0<br>LOB: 0<br>BB: 0<br>P: 5 | R: 0<br>E: 0<br>K: 1<br>S: 5 | H: 1<br>LOB: 0<br>BB: 0<br>P: 5 | R: 0<br>E: 0<br>K: 0<br>S: 3 | H: 1<br>LOB: 0<br>BB: 0<br>P: 3 | R: 0<br>E: 0<br>K: 0<br>S: 3 | H: 0<br>LOB: 1<br>BB: 1<br>P: 7   | R: 0<br>E: 1<br>K: 1<br>S: 6 | H: 0<br>LOB: 2<br>BB: 1<br>P: 10 | R: 0<br>E: 0<br>K: 1<br>S: 6 | H: 1<br>LOB: 3<br>BB: 2<br>P: 14 | R: 0<br>E: 0<br>K: 0<br>S: 3 | H: 0<br>LOB: 2<br>BB: 2<br>P: 11 | R: 0<br>E: 0<br>K: 2<br>S: 7 | H: 0<br>LOB: 0<br>BB: 0<br>P: 7 | 1B: 2<br>2B: 1<br>3B: 0<br>HR: 0 | SF: 0<br>SAC: 0<br>DP: 1<br>HBP: 0 | WP: 0<br>PB: 0<br>SB: 0<br>CS: 0 | PA: 37 |
| <b>PITCHER</b>   | IP WLS BF H R ER SO BB IBB HBP BLK WP HR S P ERA WHIP |                                 |                              |                                 |                              |                                 |                              |                                 |                              |   |                              |                                  |                              |                                  |                              |                                  |                              |                                 |                                  |                                    |                                  |        |
| Jerry Koosman, L (1, 1)<br>ERA: 2.55   | 6.1 W 25 3 0 0 4 4 0 0 0 0 0 0 29 45 0.00 1.105       |                                 |                              |                                 |                              |                                 |                              |                                 |                              |   |                              |                                  |                              |                                  |                              |                                  |                              |                                 |                                  |                                    |                                  |        |
| Tug McGraw, L (7, 1)<br>ERA: 2.04  | 2.2 S 11 0 0 0 3 3 0 0 0 0 0 0 14 26 0.00 1.125       |                                 |                              |                                 |                              |                                 |                              |                                 |                              |   |                              |                                  |                              |                                  |                              |                                  |                              |                                 |                                  |                                    |                                  |        |

Oakland Athletics @ New York Mets  
 Shea Stadium, Flushing, NY  
 Thu Oct 18 1973, 7:05 PM EDT  
 Att: 54,817 - Unknown

livebaseballscorecards.com

AB 29  
 R 0  
 H 3  
 RBI 0  
 BB 7  
 SO 7  
 LOB 18



| Batter  | 1          | 2                  | 3          | 4                       | 5                  | 6               | 7                  | 8                  | 9          | AB | R | H | RBI | BB | SO | LOB |
|---|------------|--------------------|------------|-------------------------|--------------------|-----------------|--------------------|--------------------|------------|----|---|---|-----|----|----|-----|
| Wayne Garrett, L (1, 5)<br>OBP: 0.216, SLG: 0.289 | 0-3<br>K   |                    | 0-3<br>K   |                         | 4-0<br>G3 WP<br>BB |                 | 0-0<br>4-3         |                    |            | 3  | 0 | 0 | 0   | 1  | 2  | 0   |
| Felix Millan, R (1, 4)<br>OBP: 0.283, SLG: 0.279  | 0-0<br>3-1 |                    | 0-0<br>6-3 |                         | 0-0<br>G3          |                 | 0-0<br>5-3         |                    |            | 4  | 0 | 0 | 0   | 0  | 0  | 1   |
| Rusty Staub, L (1, 9)<br>OBP: 0.421, SLG: 0.727   | 0-0<br>L7  |                    |            | 0-0<br>FC1-5<br>1B      | 0-0<br>6-3         |                 | 4-0<br>FC6-4<br>BB |                    |            | 3  | 0 | 1 | 0   | 1  | 0  | 1   |
| Clean Jones, R (1, 7)<br>OBP: 0.426, SLG: 0.512   |            | 0-0<br>1B<br>2B    |            | 0-0<br>E<br>FC1-5<br>1B |                    | 0-0<br>F7       | 0-0<br>FC6-4       |                    |            | 4  | 1 | 2 | 0   | 0  | 0  | 1   |
| John Milner, L (1, 3)<br>OBP: 0.413, SLG: 0.270   |            | 0-0<br>FC6-4<br>1B |            | 0-0<br>FC1-5<br>E       |                    | 0-0<br>3-1      |                    | 0-0<br>SH3-4<br>1B |            | 4  | 0 | 2 | 1   | 0  | 0  | 2   |
| Jerry Grote, R (1, 2)<br>OBP: 0.279, SLG: 0.244   |            | 0-0<br>F8          |            | 0-0<br>F3               |                    | 0-0<br>3B<br>1B |                    | 0-0<br>SH3-4       |            | 3  | 1 | 1 | 0   | 0  | 0  | 3   |
| Don Hahn, R (1, 8)<br>OBP: 0.262, SLG: 0.282      |            | 0-0<br>FC6-4       |            | 0-0<br>E6               |                    | 0-0<br>3B       |                    | 0-3<br>K           |            | 4  | 0 | 1 | 1   | 0  | 1  | 4   |
| Bud Harrelson, S (1, 6)<br>OBP: 0.366, SLG: 0.286 |            | 0-0<br>F7          |            | 0-0<br>P3               |                    | 4-0<br>IBB      |                    | 4-0<br>IBB         |            | 2  | 0 | 0 | 0   | 2  | 0  | 4   |
| Jerry Koosman, R (1, 1)<br>OBP: 0.250, SLG: 0.250 |            |                    | 0-3<br>K   |                         | 0-3<br>K           |                 | 0-3<br>K           |                    | 0-0<br>4-3 | 3  | 0 | 0 | 0   | 0  | 3  | 2   |
| Tug McGraw, R (7, 1)<br>OBP: 0.250, SLG: 0.250    |            |                    |            |                         |                    |                 |                    |                    |            | 1  | 0 | 0 | 0   | 0  | 0  | 2   |

| Inning Stats | R: 0 | H: 0 | E: 0 | K: 1 | S: 5 | R: 1 | H: 2 | E: 0 | K: 0 | S: 5 | R: 0 | H: 0 | E: 0 | K: 2 | S: 7 | R: 0 | H: 2 | E: 1 | K: 0 | S: 6 | R: 0 | H: 0 | E: 0 | K: 1 | S: 5 | R: 1 | H: 2 | E: 0 | K: 1 | S: 7 | R: 0 | H: 0 | E: 0 | K: 0 | S: 3 | R: 0 | H: 1 | E: 0 | K: 1 | S: 6 |   |   |
|--------------|------|------|------|------|------|------|------|------|------|------|------|------|------|------|------|------|------|------|------|------|------|------|------|------|------|------|------|------|------|------|------|------|------|------|------|------|------|------|------|------|---|---|
|              | 0    | 0    | 0    | 1    | 5    | 1    | 2    | 0    | 0    | 5    | 0    | 0    | 0    | 2    | 7    | 0    | 0    | 1    | 0    | 6    | 0    | 0    | 0    | 0    | 0    | 0    | 1    | 2    | 0    | 1    | 7    | 0    | 0    | 0    | 0    | 0    | 0    | 1    | 2    | 0    | 1 | 6 |

| PITCHER                               | IP  | WLS | BF | H | R | ER | SO | BB | IBB | HBP | BLK | WP | HR | S  | P  | ERA  | WHIP  |
|---------------------------------------|-----|-----|----|---|---|----|----|----|-----|-----|-----|----|----|----|----|------|-------|
| Vida Blue, L (1, 1)<br>ERA: 7.0       | 5.2 | L   | 25 | 6 | 2 | 2  | 4  | 1  | 0   | 0   | 0   | 1  | 0  | 32 | 36 | 3.18 | 1.235 |
| Darold Knowles, L (6, 1)<br>ERA:      | 0.1 |     | 2  | 0 | 0 | 0  | 1  | 0  | 1   | 0   | 0   | 0  | 0  | 3  | 7  | 0.00 | 0.000 |
| Rollie Fingers, R (7, 1)<br>ERA: 1.32 | 2.0 |     | 9  | 1 | 0 | 0  | 1  | 1  | 1   | 0   | 0   | 0  | 0  | 9  | 17 | 0.00 | 1.000 |

**BOTTOM**

**Oakland Athletics @ New York Mets**  
 Shea Stadium, Flushing, NY  
 Thu Oct 18 1973, 7:05 PM EDT  
 Att. 54,817 - Unknown

|     |    |
|-----|----|
| AB  | 31 |
| R   | 2  |
| H   | 7  |
| RBI | 2  |
| BB  | 4  |
| SO  | 6  |
| LOB | 20 |



| 1B | 2B | 3B | HR | SF | SAC | DP | HBP | WP | PA |
|----|----|----|----|----|-----|----|-----|----|----|
| 5  | 1  | 1  | 0  | 0  | 1   | 0  | 0   | 1  | 36 |

| Batter  | 1   | 2                               | 3                            | 4                               | 5                            | 6                               | 7                            | 8                               | 9                            | AB R H RBI BB SO LOB            | TOP  |                                 |                              |                                 |                              |                                 |                                  |                                    |                                  |        |
|---|---|---------------------------------|------------------------------|---------------------------------|------------------------------|---------------------------------|------------------------------|---------------------------------|------------------------------|---------------------------------|--|---------------------------------|------------------------------|---------------------------------|------------------------------|---------------------------------|----------------------------------|------------------------------------|----------------------------------|--------|
| Wayne Garrett, L (1, 5)<br>OBP: 0.236, SLG: 0.292 | 4-0<br>1B<br>BB                                       |                                 | x 0-0<br>P6                  |                                 |                              | x 0-0<br>F8                     |                              | x 0-0<br>1B<br>1-3<br>1B        |                              | 3 0 1 0 1 0 0                   | <p><b>New York Mets @ Oakland Athletics</b><br/>Oakland-Alameda County Coliseum, Oakland, CA</p> <p>Sat Oct 20 1973, 3:33 AM PDT<br/>Att. 49,333 - Unknown</p> <p>livebaseballscorecards.com</p> |                                 |                              |                                 |                              |                                 |                                  |                                    |                                  |        |
| Felix Millan, R (1, 4)<br>OBP: 0.280, SLG: 0.277  | x 0-0<br>F4   |                                 | x 0-0<br>F8                  |                                 |                              | x 0-0<br>6-3                    |                              | x 0-0<br>1-3<br>3-H<br>1B       |                              | 4 0 1 1 0 0 1                   |  |                                 |                              |                                 |                              |                                 |                                  |                                    |                                  |        |
| Rusty Staub, L (1, 9)<br>OBP: 0.405, SLG: 0.676   | x 0-0<br>1-2<br>1B                                    |                                 |                              | x 0-0<br>P4                     |                              | x 0-0<br>4-3                    |                              | SS<br>0-3<br>K                  |                              | 4 0 1 0 0 1 2                   |  |                                 |                              |                                 |                              |                                 |                                  |                                    |                                  |        |
| Cleon Jones, R (1, 7)<br>OBP: 0.392, SLG: 0.467   | x 0-0<br>F8   |                                 |                              | x 0-0<br>6-3                    |                              |                                 | x 0-0<br>6-3                 | x 0-0<br>F8                     |                              | 4 0 0 0 0 0 4                   |  |                                 |                              |                                 |                              |                                 |                                  |                                    |                                  |        |
| John Milner, L (1, 3)<br>OBP: 0.400, SLG: 0.268   | x 0-0<br>F8   |                                 |                              | x 0-0<br>G3                     |                              |                                 | x 0-0<br>FC6-4<br>1B         | x 0-0<br>F9                     |                              | 4 0 1 0 0 0 2                   |  |                                 |                              |                                 |                              |                                 |                                  |                                    |                                  |        |
| Jerry Grote, R (1, 2)<br>OBP: 0.277, SLG: 0.244   |   | x 0-0<br>F7                     |                              |                                 | x 0-0<br>1B                  |                                 | x 0-0<br>L7                  | x 0-0<br>4-3                    |                              | 4 0 1 0 0 0 1                   |  |                                 |                              |                                 |                              |                                 |                                  |                                    |                                  |        |
| Don Hahn, R (1, 8)<br>OBP: 0.244, SLG: 0.262      |   | x 0-0<br>P6                     |                              | SS<br>0-3<br>K                  |                              | x 0-0<br>FC6-4<br>1-2f          |                              | x 0-0<br>P4                     |                              | 3 0 0 0 0 1 2                   |  |                                 |                              |                                 |                              |                                 |                                  |                                    |                                  |        |
| Ed Kranepool, L (9, PH)<br>OBP: 0.250, SLG: 0.250 |   |                                 |                              |                                 |                              |                                 |                              |                                 |                              | 1 0 0 0 0 0 0                   |  |                                 |                              |                                 |                              |                                 |                                  |                                    |                                  |        |
| Bud Harrelson, S (1, 6)<br>OBP: 0.341, SLG: 0.263 |   | x 0-0<br>3-1                    |                              |                                 | x 0-0<br>F8                  |                                 |                              | x 0-0<br>F8                     |                              | 3 0 0 0 0 0 1                   |  |                                 |                              |                                 |                              |                                 |                                  |                                    |                                  |        |
| Tom Seaver, R (1, 1)<br>OBP: 0.250, SLG: 0.364    |   |                                 | x 0-0<br>F8                  |                                 | x 0-0<br>F7                  |                                 |                              | x 0-0<br>1B<br>1B               |                              | 2 0 0 0 0 0 1                   |  |                                 |                              |                                 |                              |                                 |                                  |                                    |                                  |        |
| Ken Boswell, L (8, PH)<br>OBP: 0.667, SLG: 0.667  |   |                                 |                              |                                 |                              |                                 |                              |                                 |                              | 1 1 1 0 0 0 0                   |  |                                 |                              |                                 |                              |                                 |                                  |                                    |                                  |        |
| Tug McGraw, R (8, 1)<br>OBP: 0.250, SLG: 0.250    |   |                                 |                              |                                 |                              |                                 |                              |                                 |                              | 0 0 0 0 0 0 0                   |  |                                 |                              |                                 |                              |                                 |                                  |                                    |                                  |        |
| <b>Inning Stats</b>                               | R: 0<br>E: 0<br>K: 0<br>S: 4                          | H: 1<br>LOB: 2<br>BB: 1<br>P: 8 | R: 0<br>E: 0<br>K: 0<br>S: 3 | H: 0<br>LOB: 0<br>BB: 0<br>P: 3 | R: 0<br>E: 0<br>K: 0<br>S: 3 | H: 0<br>LOB: 0<br>BB: 0<br>P: 3 | R: 0<br>E: 0<br>K: 1<br>S: 6 | H: 1<br>LOB: 1<br>BB: 0<br>P: 6 | R: 0<br>E: 0<br>K: 0<br>S: 3 | H: 0<br>LOB: 0<br>BB: 0<br>P: 3 | R: 0<br>E: 0<br>K: 0<br>S: 4   | H: 1<br>LOB: 1<br>BB: 0<br>P: 4 | R: 1<br>E: 0<br>K: 1<br>S: 8 | H: 3<br>LOB: 2<br>BB: 0<br>P: 8 | R: 0<br>E: 0<br>K: 0<br>S: 3 | H: 0<br>LOB: 0<br>BB: 0<br>P: 3 | 1B: 6<br>2B: 0<br>3B: 0<br>HR: 0 | SF: 0<br>SAC: 0<br>DP: 0<br>HBP: 0 | WP: 0<br>PB: 0<br>SB: 0<br>CS: 0 | PA: 34 |
| <b>PITCHER</b>                                    | IP WLS BF H R ER SO BB IBB HBP BLK WP HR S P ERA WHIP |                                 |                              |                                 |                              |                                 |                              |                                 |                              |                                 |  |                                 |                              |                                 |                              |                                 |                                  |                                    |                                  |        |
| Catfish Hunter, R (1, 1)<br>ERA: 1.82             | 7.1 W 27 4 1 1 1 1 1 0 0 0 0 0 0 28 32 1.23 0.682     |                                 |                              |                                 |                              |                                 |                              |                                 |                              |                                 |  |                                 |                              |                                 |                              |                                 |                                  |                                    |                                  |        |
| Darold Knowles, L (8, 1)<br>ERA:                  | 0.1 3 2 0 0 1 0 0 0 0 0 0 0 0 5 5 0.00 6.000          |                                 |                              |                                 |                              |                                 |                              |                                 |                              |                                 |  |                                 |                              |                                 |                              |                                 |                                  |                                    |                                  |        |
| Rollie Fingers, R (8, 1)<br>ERA: 1.2              | 1.1 S 4 0 0 0 0 0 0 0 0 0 0 0 0 4 4 0.00 0.000        |                                 |                              |                                 |                              |                                 |                              |                                 |                              |                                 |  |                                 |                              |                                 |                              |                                 |                                  |                                    |                                  |        |

**New York Mets @ Oakland Athletics**  
Oakland-Alameda County Coliseum, Oakland, CA

Sat Oct 20 1973, 3:33 AM PDT  
Att. 49,333 - Unknown

livebaseballscorecards.com

|            |    |
|------------|----|
| <b>AB</b>  | 33 |
| <b>R</b>   | 1  |
| <b>H</b>   | 6  |
| <b>RBI</b> | 1  |
| <b>BB</b>  | 1  |
| <b>SO</b>  | 2  |
| <b>LOB</b> | 14 |





| Batter   | 1                            | 2                                    | 3                            | 4                               | 5                            | 6                               | 7                            | 8                               | 9                            | AB                              | R                            | H                                | RBI                          | BB                              | SO                               | LOB                                |
|--|------------------------------|--------------------------------------|------------------------------|---------------------------------|------------------------------|---------------------------------|------------------------------|---------------------------------|------------------------------|---------------------------------|------------------------------|----------------------------------|------------------------------|---------------------------------|----------------------------------|------------------------------------|
| Bert Campaneris, R<br>OBP: 0.340, SLG: 0.458<br>(1, 6)   | 0-0<br>F8                    |                                      | 0-0<br>F3                    |                                 | 0-0<br>5-3                   |                                 | 0-3<br>K                     |                                 |                              | 4                               | 0                            | 0                                | 0                            | 0                               | 1                                | 0                                  |
| Joe Rudi, R<br>OBP: 0.340, SLG: 0.381<br>(1, 7)  | 0-0<br>2B<br>1B              |                                      | 0-3<br>K                     |                                 | 0-0<br>P4                    |                                 | 4-0<br>WP<br>BB              |                                 |                              | 3                               | 1                            | 1                                | 0                            | 1                               | 1                                | 0                                  |
| Sal Bando, R<br>OBP: 0.354, SLG: 0.450<br>(1, 5)   | 0-3<br>K                     |                                      | 0-0<br>2B<br>1B              |                                 | 0-0<br>E5                    |                                 | 0-0<br>F8<br>1-2             |                                 |                              | 4                               | 1                            | 1                                | 0                            | 0                               | 1                                | 2                                  |
| Reggie Jackson, L<br>OBP: 0.271, SLG: 0.348<br>(1, 9)<br>(9, 8)  | 0-0<br>1-H<br>2B             |                                      | 0-0<br>1-H<br>2B             |                                 | 0-0<br>4-3                   |                                 |                              | 0-0<br>E8<br>SF7<br>1B          |                              | 4                               | 1                            | 3                                | 2                            | 0                               | 0                                | 1                                  |
| Gene Tenace, R<br>OBP: 0.435, SLG: 0.273<br>(1, 2)<br>(9, 3)   | 0-3<br>K                     |                                      | 0-0<br>P3                    |                                 | 0-0<br>5-3                   |                                 | 4-0<br>CS<br>BB              |                                 |                              | 3                               | 0                            | 0                                | 0                            | 1                               | 1                                | 2                                  |
| Vic Davalillo, L<br>OBP: 0.474, SLG: 0.563<br>Jesus Alou, R<br>OBP: 0.200, SLG: 0.250<br>(8, PH)<br>(9, 9) |                              | 4-0<br>BB<br>BB<br>G1-3<br>6-3<br>BB |                              | 0-0<br>G3                       |                              | 0-0<br>F8                       |                              | 0-0<br>SF7                      |                              | 2                               | 0                            | 0                                | 0                            | 1                               | 0                                | 0                                  |
| Deron Johnson, R<br>OBP: 0.350, SLG: 0.294<br>Ray Fosse, R<br>OBP: 0.182, SLG: 0.172<br>(1, 3)<br>(9, 2)   |                              | 0-0<br>6-3<br>1-2                    |                              | 0-0<br>6-3                      |                              | 0-0<br>1B                       |                              | 0-3<br>K<br>1-2                 |                              | 4                               | 0                            | 1                                | 0                            | 0                               | 1                                | 2                                  |
| Dick Green, R<br>OBP: 0.115, SLG: 0.120<br>(1, 4)  |                              | 0-0<br>G1-3<br>2-3                   |                              | 0-0<br>1B                       |                              | 0-0<br>G1-3                     |                              |                                 |                              | 3                               | 0                            | 1                                | 0                            | 0                               | 0                                | 2                                  |
| Catfish Hunter, R<br>Darold Knowles, L<br>Rollie Fingers, R<br>(1, 1)<br>(8, 1)<br>(8, 1)                  |                              | 0-3<br>K                             |                              | 0-0<br>F8                       |                              |                                 | 0-3<br>K                     |                                 |                              | 3                               | 0                            | 0                                | 0                            | 0                               | 2                                | 2                                  |
|  |                              |                                      |                              |                                 |                              |                                 |                              |                                 |                              | 0                               | 0                            | 0                                | 0                            | 0                               | 0                                | 0                                  |
|  |                              |                                      |                              |                                 |                              |                                 |                              |                                 |                              | 0                               | 0                            | 0                                | 0                            | 0                               | 0                                | 0                                  |
| <b>Inning Stats</b>  | R: 1<br>E: 0<br>K: 2<br>S: 9 | H: 2<br>LOB: 1<br>BB: 0<br>P: 9      | R: 0<br>E: 0<br>K: 1<br>S: 5 | H: 0<br>LOB: 1<br>BB: 1<br>P: 9 | R: 1<br>E: 0<br>K: 1<br>S: 7 | H: 2<br>LOB: 1<br>BB: 0<br>P: 7 | R: 0<br>E: 0<br>K: 0<br>S: 4 | H: 1<br>LOB: 1<br>BB: 0<br>P: 4 | R: 0<br>E: 1<br>K: 0<br>S: 4 | H: 0<br>LOB: 1<br>BB: 0<br>P: 4 | R: 0<br>E: 0<br>K: 2<br>S: 7 | H: 0<br>LOB: 1<br>BB: 1<br>P: 11 | R: 1<br>E: 1<br>K: 1<br>S: 5 | H: 1<br>LOB: 1<br>BB: 1<br>P: 9 | 1B: 5<br>2B: 3<br>3B: 0<br>HR: 0 | SF: 1<br>SAC: 0<br>DP: 1<br>HBP: 0 |
| <b>PITCHER</b>   | IP<br>WLS<br>L               | BF<br>H<br>R<br>ER<br>SO             | H<br>R<br>ER<br>SO           | BB<br>IBB<br>HBP<br>BLK         | WP<br>HR<br>S<br>P           | ERA<br>WHIP                     | <b>PITCHER</b>               | IP<br>WLS<br>L                  | BF<br>H<br>R<br>ER<br>SO     | BB<br>IBB<br>HBP<br>BLK         | WP<br>HR<br>S<br>P           | ERA<br>WHIP                      |                              |                                 |                                  |                                    |
| Tom Seaver, R<br>ERA: 1.99<br>(1, 1)   | 7.0                          | 30                                   | 6                            | 2                               | 2                            | 6                               | 2.57                         | 1.143                           |                              |                                 |                              |                                  |                              |                                 |                                  |                                    |
| Tug McGraw, L<br>ERA: 1.93<br>(8, 1)   | 1.0                          | 4                                    | 1                            | 1                               | 0                            | 1                               | 0.00                         | 2.000                           |                              |                                 |                              |                                  |                              |                                 |                                  |                                    |

**BOTTOM**

**New York Mets @ Oakland Athletics**  
**Oakland-Alameda County Coliseum, Oakland, CA**  
 Sat Oct 20 1973, 3:33 AM PDT  
 Att. 49,333 - Unknown

livebaseballscores.com

|            |           |
|------------|-----------|
| <b>AB</b>  | <b>30</b> |
| <b>R</b>   | <b>3</b>  |
| <b>H</b>   | <b>7</b>  |
| <b>RBI</b> | <b>3</b>  |
| <b>BB</b>  | <b>3</b>  |
| <b>SO</b>  | <b>7</b>  |
| <b>LOB</b> | <b>11</b> |



|       |        |
|-------|--------|
| WP: 1 | PA: 34 |
| PB: 0 |        |
| SB: 0 |        |
| CS: 1 |        |

| Batter  | 1   | 2                               | 3                            | 4                               | 5                            | 6                               | 7                            | 8                               | 9                            | AB R H RBI BB SO LOB            | TOP                          |                                 |                              |                                 |                              |                                 |                              |                                 |                                  |                                    |                                  |        |
|---|---|---------------------------------|------------------------------|---------------------------------|------------------------------|---------------------------------|------------------------------|---------------------------------|------------------------------|---------------------------------|------------------------------|---------------------------------|------------------------------|---------------------------------|------------------------------|---------------------------------|------------------------------|---------------------------------|----------------------------------|------------------------------------|----------------------------------|--------|
| Wayne Garrett, L (1, 5)<br>OBP: 0.217, SLG: 0.264 | 0-3<br>K  |                                 |                              | 0-0<br>F8                       |                              | 0-3<br>K                        | 0-3<br>K                     |                                 | 0-0<br>P6                    | 5 0 0 0 0 3 4                   |                              |                                 |                              |                                 |                              |                                 |                              |                                 |                                  |                                    |                                  |        |
| Felix Millan, R (1, 4)<br>OBP: 0.278, SLG: 0.294  | 0-0<br>6-3  |                                 |                              | 0-0<br>F9                       |                              | 0-0<br>2B                       |                              | 0-0<br>6-3                      |                              | 4 1 1 0 0 0 0                   |                              |                                 |                              |                                 |                              |                                 |                              |                                 |                                  |                                    |                                  |        |
| Rusty Staub, L (1, 9)<br>OBP: 0.413, SLG: 0.683   | 0-0<br>F8   |                                 |                              | 0-0<br>BB<br>1B                 |                              | 0-0<br>F9<br>2B                 |                              | 0-0<br>4-3                      |                              | 4 0 2 1 0 0 0                   |                              |                                 |                              |                                 |                              |                                 |                              |                                 |                                  |                                    |                                  |        |
| Cleon Jones, R (1, 7)<br>OBP: 0.382, SLG: 0.438   |   | 0-0<br>F8                       |                              | 4-0<br>BB<br>1-2<br>BB          |                              | 0-0<br>F9                       |                              | 0-3<br>K                        |                              | 3 0 0 0 1 1 1                   |                              |                                 |                              |                                 |                              |                                 |                              |                                 |                                  |                                    |                                  |        |
| John Milner, L (1, 3)<br>OBP: 0.389, SLG: 0.250   |   | 0-0<br>P4                       |                              | 0-0<br>4-3                      |                              | 0-0<br>G3                       |                              |                                 | 4-0<br>1-3<br>E<br>BB        | 3 1 0 0 1 0 3                   |                              |                                 |                              |                                 |                              |                                 |                              |                                 |                                  |                                    |                                  |        |
| Jerry Grote, R (1, 2)<br>OBP: 0.275, SLG: 0.245   |   | 0-0<br>L8                       |                              |                                 | 0-0<br>FC6-4<br>1B           |                                 | 0-0<br>L7                    |                                 | 0-0<br>F7                    | 4 0 1 0 0 0 1                   |                              |                                 |                              |                                 |                              |                                 |                              |                                 |                                  |                                    |                                  |        |
| Don Hahn, R (1, 8)<br>OBP: 0.286, SLG: 0.304      |   |                                 | 0-0<br>B5-6-4<br>1B          |                                 | 0-3<br>K                     |                                 | 0-0<br>1B<br>1B              |                                 | 0-0<br>E<br>1-3<br>1B        | 4 0 3 0 0 1 1                   |                              |                                 |                              |                                 |                              |                                 |                              |                                 |                                  |                                    |                                  |        |
| Bud Harrelson, S (1, 6)<br>OBP: 0.313, SLG: 0.238 |   |                                 | 0-0<br>F7                    |                                 | 0-0<br>FC6-4                 |                                 | 0-0<br>F8                    |                                 | 0-0<br>1-3                   | 4 0 0 0 0 0 5                   |                              |                                 |                              |                                 |                              |                                 |                              |                                 |                                  |                                    |                                  |        |
| Jon Matlack, L (1, 1)<br>OBP: 0.444, SLG: 0.167   |   |                                 | 0-0<br>B5-6-4                |                                 | 0-3<br>K                     |                                 | 0-0<br>1B                    |                                 | 0-0<br>E3                    | 1 0 0 0 0 0 0 1                 |                              |                                 |                              |                                 |                              |                                 |                              |                                 |                                  |                                    |                                  |        |
| Harry Parker, R (3, 1)                            |   |                                 |                              |                                 |                              |                                 |                              |                                 |                              | 0 0 0 0 0 0 0 0                 |                              |                                 |                              |                                 |                              |                                 |                              |                                 |                                  |                                    |                                  |        |
| Jim Beauchamp, R (5, PH)                          |   |                                 |                              |                                 |                              |                                 |                              |                                 |                              | 1 0 0 0 0 0 1 1                 |                              |                                 |                              |                                 |                              |                                 |                              |                                 |                                  |                                    |                                  |        |
| Ray Sadecki, L (5, 1)                             |   |                                 |                              |                                 |                              |                                 |                              |                                 |                              | 0 0 0 0 0 0 0 0                 |                              |                                 |                              |                                 |                              |                                 |                              |                                 |                                  |                                    |                                  |        |
| Ken Boswell, L (7, PH)<br>OBP: 0.750, SLG: 0.750  |   |                                 |                              |                                 |                              |                                 |                              |                                 |                              | 1 0 1 0 0 0 0 0                 |                              |                                 |                              |                                 |                              |                                 |                              |                                 |                                  |                                    |                                  |        |
| George Stone, L (7, 1)                            |   |                                 |                              |                                 |                              |                                 |                              |                                 |                              | 0 0 0 0 0 0 0 0                 |                              |                                 |                              |                                 |                              |                                 |                              |                                 |                                  |                                    |                                  |        |
| Ed Kranepool, L (9, PH)<br>OBP: 0.200, SLG: 0.200 |   |                                 |                              |                                 |                              |                                 |                              |                                 |                              | 1 0 0 0 0 0 0 1                 |                              |                                 |                              |                                 |                              |                                 |                              |                                 |                                  |                                    |                                  |        |
| Ted Martínez, R (9, PR)                           |   |                                 |                              |                                 |                              |                                 |                              |                                 |                              | 0 0 0 0 0 0 0 0                 |                              |                                 |                              |                                 |                              |                                 |                              |                                 |                                  |                                    |                                  |        |
| <b>Inning Stats</b>                               | R: 0<br>E: 0<br>K: 1<br>S: 5                          | H: 0<br>LOB: 0<br>BB: 0<br>P: 5 | R: 0<br>E: 0<br>K: 0<br>S: 3 | H: 0<br>LOB: 0<br>BB: 0<br>P: 3 | R: 0<br>E: 0<br>K: 0<br>S: 3 | H: 1<br>LOB: 0<br>BB: 0<br>P: 3 | R: 0<br>E: 0<br>K: 0<br>S: 4 | H: 1<br>LOB: 2<br>BB: 1<br>P: 8 | R: 0<br>E: 0<br>K: 2<br>S: 8 | H: 1<br>LOB: 1<br>BB: 0<br>P: 8 | R: 1<br>E: 0<br>K: 1<br>S: 7 | H: 2<br>LOB: 1<br>BB: 0<br>P: 7 | R: 0<br>E: 0<br>K: 1<br>S: 7 | H: 2<br>LOB: 2<br>BB: 0<br>P: 7 | R: 0<br>E: 0<br>K: 1<br>S: 5 | H: 0<br>LOB: 0<br>BB: 0<br>P: 5 | R: 1<br>E: 1<br>K: 0<br>S: 5 | H: 1<br>LOB: 2<br>BB: 1<br>P: 9 | 1B: 6<br>2B: 2<br>3B: 0<br>HR: 0 | SF: 0<br>SAC: 0<br>DP: 1<br>HBP: 0 | WP: 0<br>PB: 0<br>SB: 0<br>CS: 0 | PA: 37 |
| <b>PITCHER</b>                                    | IP WLS BF H R ER SO BB IBB HBP BLK WP HR S P ERA WHIP |                                 |                              |                                 |                              |                                 |                              |                                 |                              |                                 |                              |                                 |                              |                                 |                              |                                 |                              |                                 |                                  |                                    |                                  |        |
| Ken Holtzman, L (1, 1)<br>ERA: 2.49               | 5.1 W 21 5 1 1 4 1 0 0 0 0 0 0 28 32 1.69 1.125       |                                 |                              |                                 |                              |                                 |                              |                                 |                              |                                 |                              |                                 |                              |                                 |                              |                                 |                              |                                 |                                  |                                    |                                  |        |
| Rollie Fingers, R (6, 1)<br>ERA: 0.98             | 3.1 15 3 1 0 2 1 0 0 0 0 0 0 18 22 0.00 1.200         |                                 |                              |                                 |                              |                                 |                              |                                 |                              |                                 |                              |                                 |                              |                                 |                              |                                 |                              |                                 |                                  |                                    |                                  |        |
| Darold Knowles, L (9, 1)<br>ERA:                  | 0.1 S 1 0 0 0 0 0 0 0 0 0 0 0 1 1 0.00 0.000          |                                 |                              |                                 |                              |                                 |                              |                                 |                              |                                 |                              |                                 |                              |                                 |                              |                                 |                              |                                 |                                  |                                    |                                  |        |

**New York Mets @ Oakland Athletics**  
Oakland-Alameda County Coliseum, Oakland, CA

Sun Oct 21 1973, 3:33 AM PDT  
Att: 49,333 - Unknown

livebaseballscorecards.com

|            |    |
|------------|----|
| <b>AB</b>  | 35 |
| <b>R</b>   | 2  |
| <b>H</b>   | 8  |
| <b>RBI</b> | 1  |
| <b>BB</b>  | 2  |
| <b>SO</b>  | 6  |
| <b>LOB</b> | 18 |



BOTTOM

New York Mets @ Oakland Athletics  
Oakland-Alameda County Coliseum, Oakland, CA

Sun Oct 21 1973, 3:33 AM PDT  
Att. 49,333 - Unknown

livebaseballscorecards.com

|     |    |
|-----|----|
| AB  | 33 |
| R   | 5  |
| H   | 9  |
| RBI | 5  |
| BB  | 2  |
| SO  | 8  |
| LOB | 14 |



|     |   |     |    |
|-----|---|-----|----|
| WP: | 0 | PA: | 35 |
| PB: | 0 |     |    |
| SB: | 0 |     |    |
| CS: | 0 |     |    |

| AB  | R | H    | RBI | BB | SO | LOB |
|-----|---|------|-----|----|----|-----|
| 4   | 2 | 3    | 2   | 0  | 0  | 0   |
| 3   | 1 | 2    | 1   | 1  | 1  | 2   |
| 4   | 0 | 0    | 0   | 0  | 2  | 5   |
| 4   | 1 | 1    | 2   | 0  | 1  | 4   |
| 3   | 0 | 0    | 0   | 1  | 1  | 1   |
| 1   | 0 | 0    | 0   | 0  | 0  | 0   |
| 3   | 0 | 0    | 0   | 0  | 0  | 1   |
| 3   | 0 | 0    | 0   | 0  | 2  | 0   |
| 1   | 0 | 1    | 0   | 0  | 0  | 0   |
| 4   | 0 | 0    | 0   | 0  | 1  | 1   |
| 2   | 1 | 1    | 0   | 0  | 0  | 0   |
| 1   | 0 | 1    | 0   | 0  | 0  | 0   |
| 0   | 0 | 0    | 0   | 0  | 0  | 0   |
| 1B: | 6 | SF:  | 0   |    |    |     |
| 2B: | 1 | SAC: | 0   |    |    |     |
| 3B: | 0 | DP:  | 0   |    |    |     |
| HR: | 2 | HBP: | 0   |    |    |     |

| Batter  | 1               | 2               | 3                | 4               | 5                | 6               | 7                | 8               | 9 |
|---|-----------------|-----------------|------------------|-----------------|------------------|-----------------|------------------|-----------------|---|
| Bert Campaneris, R<br>OBP: 0.368, SLG: 0.538<br>(1, 6)  | 0-0<br>5-3<br>① |                 | 0-0<br>2-H<br>HR |                 | 0-0<br>E7<br>1B  |                 | 0-0<br>1-2<br>1B |                 |   |
| Joe Rudi, R<br>OBP: 0.373, SLG: 0.400<br>(1, 7)   | 4-0<br>BB       |                 | 0-0<br>HR<br>1B  |                 | 0-0<br>2-H<br>1B |                 | 0-3<br>K<br>①    |                 |   |
| Sal Bando, R<br>OBP: 0.327, SLG: 0.409<br>(1, 5)  | 0-3<br>K<br>②   |                 | 0-0<br>P4        |                 | 0-0<br>L9        |                 | 0-3<br>K<br>②    |                 |   |
| Reggie Jackson, L<br>OBP: 0.269, SLG: 0.400<br>(1, 8)<br>(4, 9)   | 0-0<br>5-3<br>③ |                 | 0-0<br>1-H<br>HR |                 | 0-0<br>F5        |                 | 0-3<br>K<br>③    |                 |   |
| Gene Tenace, R<br>OBP: 0.420, SLG: 0.250<br>(1, 2)<br>(7, 3)  |                 | 0-3<br>K<br>①   | 4-0<br>BB        |                 | 0-0<br>P6        |                 | 0-0<br>F7        |                 |   |
| Jesus Alou, R<br>OBP: 0.192, SLG: 0.240<br>Vic Davalillo, L<br>OBP: 0.409, SLG: 0.474<br>(3, PH)<br>(4, 8)                        |                 | 0-0<br>F3<br>②  | 0-0<br>F8<br>③   |                 | 0-0<br>F9<br>①   |                 | 0-0<br>4-3<br>②  |                 |   |
| Deron Johnson, R<br>OBP: 0.304, SLG: 0.250<br>Ray Fosse, R<br>OBP: 0.206, SLG: 0.200<br>(1, 3)<br>(7, 2)                          |                 | 0-0<br>5-3<br>③ |                  | 0-3<br>K<br>①   |                  | 0-3<br>K<br>②   |                  | 0-0<br>1B       |   |
| Dick Green, R<br>OBP: 0.100, SLG: 0.103<br>(1, 4)   |                 |                 | 0-3<br>K<br>①    | 0-0<br>5-3<br>② |                  | 0-0<br>6-3<br>③ |                  | 0-0<br>6-3<br>③ |   |
| Ken Holtzman, R<br>OBP: 0.667, SLG: 1.333<br>Rollie Fingers, R<br>OBP: 0.333, SLG: 0.333<br>Darold Knowles, L<br>(6, 1)<br>(9, 1) |                 |                 | 0-0<br>HR<br>2B  | 0-0<br>P6<br>③  |                  |                 | 0-0<br>1B<br>1B  |                 |   |

| Inning | R | H | E | K | S  | H | LOB | BB | P |
|--------|---|---|---|---|----|---|-----|----|---|
| 1      | 0 | 0 | 0 | 1 | 5  | 0 | 1   | 9  |   |
| 2      | 0 | 0 | 0 | 1 | 5  | 0 | 0   | 5  |   |
| 3      | 4 | 4 | 0 | 1 | 9  | 1 | 1   | 13 |   |
| 4      | 0 | 0 | 0 | 1 | 5  | 0 | 0   | 5  |   |
| 5      | 1 | 2 | 1 | 0 | 5  | 0 | 0   | 5  |   |
| 6      | 0 | 0 | 0 | 1 | 5  | 0 | 0   | 5  |   |
| 7      | 0 | 2 | 1 | 0 | 11 | 2 | 0   | 11 |   |
| 8      | 0 | 1 | 0 | 0 | 4  | 1 | 0   | 4  |   |

| PITCHER                                | IP  | WLS | BF | H | R | ER | SO | BB | IBB | HBP | BLK | WP | HR | S  | P  | ERA   | WHIP  |
|--|-----|-----|----|---|---|----|----|----|-----|-----|-----|----|----|----|----|-------|-------|
| Jon Matlack, L<br>ERA: 1.4<br>(1, 1)   | 2.2 | L   | 13 | 4 | 4 | 4  | 3  | 1  | 0   | 0   | 0   | 0  | 0  | 18 | 22 | 13.50 | 1.875 |
| Harry Parker, R<br>ERA: 2.08<br>(3, 1) | 1.1 |     | 5  | 0 | 0 | 0  | 1  | 1  | 0   | 0   | 0   | 0  | 0  | 6  | 10 | 0.00  | 0.750 |
| Ray Sadecki, L<br>ERA: 1.93<br>(5, 1)  | 2.0 |     | 8  | 2 | 1 | 1  | 1  | 0  | 0   | 0   | 0   | 0  | 0  | 10 | 10 | 4.50  | 1.000 |
| George Stone, L<br>ERA: 0.93<br>(7, 1) | 2.0 |     | 9  | 3 | 0 | 0  | 3  | 0  | 0   | 0   | 0   | 0  | 0  | 15 | 15 | 0.00  | 1.500 |