

# New York Mets - 1973

Batter	1	2	3	4	5	6	7	8	9	AB	R	H	RBI	BB	SO	LOB	TOP	
Larry Bowa, S OBP: 0.250, SLG: 0.250	F6		L8			L8		5-3		4	0	1	0	0	0	1	<b>Philadelphia Phillies @ New York Mets</b> Shea Stadium, Flushing, NY Fri Apr 06 1973, 3:33 AM EST Att: 27,326 - Unknown	
Del Unser, L (1, 8)	1-3			K		L8		L8		3	0	0	0	1	1			
Willie Montanez, L OBP: 0.687, SLG: 0.500 Deron Johnson, R (8, PH) Bill Wilson, R (8, 1)						L9		F5		2	0	1	0	1	0			
Tom Hutton, L OBP: 0.333, SLG: 0.333 Mike Anderson, R (9, PH)	G3			F9						1	0	0	0	0	0			
Greg Luzinski, R (1, 7)			5-3			K		K		4	0	0	0	0	3			
Jose Pagan, R OBP: 0.250, SLG: 0.500			K					F8		4	0	1	0	0	1			
Mike Ryan, R (1, 2)			F3			K		K		3	0	0	0	0	2			
Denny Doyle, L (1, 4)				K		K				3	0	0	0	0	2			
Steve Carlton, L OBP: 1.000, SLG: 2.000			6-3					F2		2	0	0	0	0	0			
										1	0	1	0	0	0			
<b>Inning Stats</b>	R: 0 E: 0 K: 0 S: 3	H: 0 LOB: 1 BB: 1 P: 7	R: 0 E: 0 K: 1 S: 5	H: 0 LOB: 0 BB: 0 P: 5	R: 0 E: 0 K: 1 S: 5	H: 1 LOB: 0 BB: 0 P: 5	R: 0 E: 0 K: 3 S: 10	H: 1 LOB: 1 BB: 0 P: 10	R: 0 E: 0 K: 2 S: 8	H: 1 LOB: 1 BB: 0 P: 8	R: 0 E: 0 K: 0 S: 4	H: 1 LOB: 2 BB: 1 P: 8	R: 0 E: 0 K: 1 S: 5	H: 0 LOB: 0 BB: 0 P: 5	1B: 3 2B: 2 3B: 0 HR: 0	SF: 0 SAC: 0 DP: 0 HBP: 0	WP: 0 PB: 0 SB: 0 CS: 1	PA: 33
<b>PITCHER</b>	IP WLS BF H R ER SO BB IBB HBP BLK WP HR S P ERA WHIP																	
Tom Seaver, R ERA: 3.86	(1, 1) 7.2 W 29 5 0 0 8 2 0 0 0 0 0 0 43 51 0.00 0.913																	
Tug McGraw, L ERA:	(8, 1) 1.1 S 4 0 0 0 1 0 0 0 0 0 0 0 6 6 0.00 0.000																	

AB	31
R	0
H	5
RBI	0
BB	2
SO	9
LOB	12



Batter	1	2	3	4	5	6	7	8	9	AB	R	H	RBI	BB	SO	LOB	BOTTOM			
Bud Harrelson, S (1, 6)	G4-3 BB		L4		L4			6-3		3	0	0	0	1	0	1	<b>Philadelphia Phillies @ New York Mets</b> Shea Stadium, Flushing, NY Fri Apr 06 1973, 3:33 AM EST Att: 27,326 - Unknown			
Felix Milan, R OBP: 0.250, SLG: 0.500	G4-3 1-2				HR		6-3	5-3		4	1	1	0	0	0	1				
Willie Mays, R (1, 8)	P3				F8		P3			3	0	0	0	0	0	1				
Rusty Staub, L (1, 9)			F2		K		L8			3	0	0	0	0	1	1				
Cleon Jones, R OBP: 1.000, SLG: 3.000										3	2	3	3	0	0	0				
John Milner, L (1, 3)			F8		F7		F8			3	0	0	0	0	0	1				
Jim Fregosi, R OBP: 0.333, SLG: 0.333			P4				K			3	0	1	0	0	1	1				
Duffy Dyer, R (1, 2)			P5				F8			3	0	0	0	0	0	1				
Tom Seaver, R Tug McGraw, R (8, 1)			K				SH2-4			1	0	0	0	0	1	0				
										1	0	0	0	0	0	0				
<b>Inning Stats</b>	R: 0 E: 0 K: 0 S: 2	H: 0 LOB: 0 BB: 1 P: 6	R: 0 E: 0 K: 0 S: 4	H: 1 LOB: 1 BB: 0 P: 4	R: 0 E: 0 K: 1 S: 5	H: 0 LOB: 0 BB: 0 P: 5	R: 2 E: 0 K: 1 S: 7	H: 2 LOB: 0 BB: 0 P: 7	R: 0 E: 0 K: 0 S: 4	H: 1 LOB: 1 BB: 0 P: 4	R: 0 E: 0 K: 0 S: 3	H: 0 LOB: 0 BB: 0 P: 3	R: 1 E: 0 K: 1 S: 6	H: 1 LOB: 0 BB: 0 P: 6	R: 0 E: 0 K: 0 S: 3	H: 0 LOB: 0 BB: 0 P: 3	1B: 2 2B: 1 3B: 0 HR: 2	SF: 0 SAC: 1 DP: 1 HBP: 0	WP: 0 PB: 0 SB: 0 CS: 0	PA: 29
<b>PITCHER</b>	IP WLS BF H R ER SO BB IBB HBP BLK WP HR S P ERA WHIP																			
Steve Carlton, L ERA: 3.86	(1, 1) 7.0 L 26 5 3 3 3 1 0 0 0 0 0 0 31 35 3.86 0.857																			
Bill Wilson, R ERA:	(8, 1) 1.0 3 0 0 0 0 0 0 0 0 0 0 3 3 0.00 0.000																			

AB	27
R	3
H	5
RBI	3
BB	1
SO	3
LOB	7





Batter	1	2	3	4	5	6	7	8	9	AB	R	H	RBI	BB	SO	LOB	TOP			
Larry Bowa, S OBP: 0.125, SLG: 0.125	0-0 6-3		0-0 F3		0-0 F9			0-0 6-3		4	0	0	0	0	0	1	Philadelphia Phillies @ New York Mets Shea Stadium, Flushing, NY Sat Apr 07 1973, 3:33 AM EST Att: 18,738 - Unknown			
Bill Robinson, R OBP: 0.800, SLG: 1.750	4-0 1B BB		0-0 1B		0-0 HR			0-0 6-3		3	2	2	1	1	0	0				
Willie Montanez, L OBP: 0.571, SLG: 0.400	0-0 1B G6-4-3		0-0 1-3		0-0 1-3			4-0 SH3-4 BB		3	0	1	1	1	0	1				
Deron Johnson, R (1, 3)	0-0 G6-4-3		0-0 F8		0-3 K			0-0 SH3-4		3	0	0	0	0	1	1				
Greg Luzinski, R (1, 7)		0-0 F6		0-0 F3		0-0 6-3		4-0 IBB		3	0	0	0	1	0	0				
Jose Pagan, R OBP: 0.125, SLG: 0.250		0-3 K		0-0 5-3			0-0 1-3	0-0 F9		4	0	0	0	0	1	2				
Bob Boone, R OBP: 0.500, SLG: 0.333		4-0 BB		0-0 F8		0-0 F8		0-0 F3		3	0	1	0	1	0	2				
Terry Harmon, R (1, 4)		0-0 F8		0-0 F8		0-0 F8		0-0 F4		3	0	0	0	0	0	2				
Jim Lonborg, R (1, 1)			0-0 5-3		4-0 BB			0-0 6-3		1	0	0	0	1	0	0				
Bill Wilson, R (7, 1)										0	0	0	0	0	0	0				
Mike Anderson, R (8, PH)										1	0	0	0	0	0	0				
Dick Selma, R (8, 1)										0	0	0	0	0	0	0				
<b>Inning Stats</b>	R: 1 E: 0 K: 0 S: 3	H: 1 LOB: 0 BB: 1 P: 7	R: 0 E: 0 K: 1 S: 5	H: 0 LOB: 1 BB: 1 P: 9	R: 0 E: 0 K: 0 S: 4	H: 1 LOB: 1 BB: 0 P: 4	R: 0 E: 0 K: 0 S: 3	H: 0 LOB: 0 BB: 0 P: 3	R: 0 E: 0 K: 0 S: 3	H: 1 LOB: 1 BB: 1 P: 7	R: 0 E: 0 K: 1 S: 6	H: 1 LOB: 0 BB: 0 P: 6	R: 0 E: 0 K: 0 S: 3	H: 1 LOB: 0 BB: 0 P: 3	R: 0 E: 0 K: 0 S: 3	H: 0 LOB: 2 BB: 2 P: 11	1B: 3 2B: 0 3B: 0 HR: 1	SF: 0 SAC: 1 DP: 1 HBP: 0	WP: 0 PB: 0 SB: 1 CS: 0	PA: 34
<b>PITCHER</b> Jon Matlack, L ERA: 2.0	IP: 9.0 WLS: W BF: 34 H: 4 R: 2 ER: 2 SO: 2 BB: 4 IBB: 1 HBP: 0 BLK: 0 WP: 0 HR: 1 S: 33 P: 53 ERA: 2.00 WHIP: 0.889																			

Batter	1	2	3	4	5	6	7	8	9	AB	R	H	RBI	BB	SO	LOB	BOTTOM			
Bud Harrelson, S OBP: 0.333, SLG: 0.143	4-0 S BB	0-3 K		0-0 1-3			0-0 G5-2-3 1B 1-2		0-3 K	4	0	1	0	1	2	4	Philadelphia Phillies @ New York Mets Shea Stadium, Flushing, NY Sat Apr 07 1973, 3:33 AM EST Att: 18,738 - Unknown			
Felix Milan, R OBP: 0.222, SLG: 0.333	0-3 K		0-0 L8	0-0 6-3		0-0 G5-2-3 1B 1-2 2-3		0-0 4-3		5	0	1	0	0	1	3				
Willie Mays, R OBP: 0.125, SLG: 0.125	0-0 F8		0-0 L9		0-0 F2		0-0 G5-2-3 1B 1-2 2-3 3-H		0-0 1B	5	0	1	1	0	0	4				
Rusty Staub, L OBP: 0.286, SLG: 0.333	0-0 F8		0-0 1B 2B		0-0 F3		0-0 FC6 IBB			3	1	1	0	1	0	1				
Cleon Jones, R OBP: 0.571, SLG: 1.429		0-0 F4	0-0 BB 1B		0-0 1-3		0-0 FC6			4	0	1	1	0	0	3				
John Milner, L OBP: 0.429, SLG: 0.833		0-0 HR	4-0 BB 1B		0-0 1B CS		0-0 L8			3	1	2	1	1	0	0				
Jim Fregosi, R OBP: 0.429, SLG: 0.571		0-0 2B	0-0 F7		0-0 F4		0-0 1B		0-0 1B	4	0	2	0	0	0	3				
Duffy Dyer, R (1, 2)		0-0 F8		1-0 1-3 SH1-4 HBP		0-0 F8		0-3 K		3	0	0	0	0	1	1				
Jon Matlack, L (1, 1)		4-0 BB		0-0 SH1-4			4-0 1B G5-2-3 BB		4-0 1B BB	0	0	0	0	2	0	0				
Ed Kranepool, L (9, PH)										0	0	0	0	1	0	0				
Ted Martinez, R (9, PR)										0	1	0	0	0	0	0				
<b>Inning Stats</b>	R: 0 E: 0 K: 1 S: 5	H: 0 LOB: 1 BB: 1 P: 9	R: 1 E: 0 K: 1 S: 7	H: 2 LOB: 2 BB: 1 P: 11	R: 1 E: 0 K: 0 S: 5	H: 2 LOB: 1 BB: 1 P: 9	R: 0 E: 0 K: 0 S: 3	H: 0 LOB: 0 BB: 0 P: 4	R: 0 E: 0 K: 0 S: 3	H: 1 LOB: 0 BB: 0 P: 3	R: 0 E: 0 K: 0 S: 4	H: 2 LOB: 3 BB: 2 P: 12	R: 0 E: 0 K: 1 S: 5	H: 1 LOB: 0 BB: 0 P: 5	R: 1 E: 0 K: 1 S: 5	H: 1 LOB: 1 BB: 1 P: 9	1B: 6 2B: 2 3B: 0 HR: 1	SF: 0 SAC: 1 DP: 1 HBP: 1	WP: 0 PB: 0 SB: 1 CS: 1	PA: 39
<b>PITCHER</b> Jim Lonborg, R ERA: 3.0	IP: 6.0 WLS: 3 BF: 29 H: 7 R: 2 ER: 2 SO: 2 BB: 4 IBB: 0 HBP: 1 BLK: 0 WP: 0 HR: 1 S: 28 P: 45 ERA: 3.00 WHIP: 1.833																			
Bill Wilson, R ERA	1.0 WLS: L BF: 7 H: 2 R: 1 ER: 1 SO: 2 BB: 1 IBB: 0 HBP: 0 BLK: 0 WP: 0 HR: 0 S: 10 P: 14 ERA: 5.40 WHIP: 1.800																			
Dick Selma, R ERA: 5.4																				







Batter	1	2	3	4	5	6	7	8	9	AB	R	H	RBI	BB	SO	LOB	TOP				
<b>Bud Harrelson, S</b> OBP: 0.389, SLG: 0.375 (1, 6)										5	1	2	0	0	0	1	<b>New York Mets @ St. Louis Cardinals</b> Busch Stadium, St. Louis, MO Thu Apr 12 1973, 3:33 AM CST Att: 6,356 - Unknown				
<b>Felix Milán, R</b> OBP: 0.313, SLG: 0.467 (1, 4)										3	1	0	0	0	1	1					
<b>John Milner, L</b> OBP: 0.467, SLG: 0.846 (1, 3)										4	0	1	1	0	1	1					
<b>Rusty Staub, L</b> OBP: 0.267, SLG: 0.231 (1, 9)										3	0	0	0	1	0	3					
<b>Cleon Jones, R</b> OBP: 0.333, SLG: 0.769 (1, 7)										2	0	0	1	1	0	1					
<b>Wayne Garrett, L</b> OBP: 0.250, SLG: 0.250 (1, 5)										4	0	1	0	0	0	3					
<b>Rich Chiles, L</b> OBP: 0.125, SLG: 0.250 (1, 8)										4	0	1	0	0	0	3					
<b>Duffy Dyer, R</b> OBP: 0.133, SLG: 0.071 (1, 2)										4	0	0	0	0	3	2					
<b>Tom Seaver, R</b> OBP: 0.250, SLG: 0.250 (1, 1)										3	0	1	0	0	2	1					
<b>Phil Hennigan, R</b> (8, 1)										1	0	0	0	0	0	0					
<b>Inning Stats</b>	R: 2 E: 1 K: 0 S: 6	H: 2 LOB: 1 BB: 0 P: 6	R: 0 E: 0 K: 1 S: 6	H: 1 LOB: 1 BB: 1 P: 6	R: 0 E: 0 K: 2 S: 5	H: 0 LOB: 1 BB: 1 P: 9	R: 0 E: 0 K: 2 S: 8	H: 1 LOB: 1 BB: 0 P: 8	R: 0 E: 0 K: 0 S: 4	H: 1 LOB: 1 BB: 0 P: 4	R: 0 E: 0 K: 2 S: 7	H: 0 LOB: 0 BB: 0 P: 7	R: 0 E: 1 K: 0 S: 4	H: 0 LOB: 2 BB: 1 P: 8	R: 0 E: 0 K: 1 S: 5	H: 0 LOB: 0 BB: 0 P: 5	1B: 4 2B: 2 3B: 0 HR: 0	SF: 1 SAC: 1 DP: 0 HBP: 0	WP: 0 PB: 1 SB: 0 CS: 0	PA: 37	
<b>PITCHER</b> <b>Bob Gibson, R</b> ERA: 2.76 (1, 1)	IP: 9.0 WLS: L BF: 37	H: 6 R: 2 ER: 1 SO: 7	BB: 2 IBB: 0 HBP: 0 BLK: 0	WP: 0 HR: 0 S: 49 P: 57	ERA: 1.00 WHIP: 0.889											ERA: 1.00 WHIP: 0.889					

Batter	1	2	3	4	5	6	7	8	9	AB	R	H	RBI	BB	SO	LOB	BOTTOM				
<b>Lou Brock, L</b> OBP: 0.348, SLG: 0.318 (1, 7)										4	0	0	0	0	0	1	<b>New York Mets @ St. Louis Cardinals</b> Busch Stadium, St. Louis, MO Thu Apr 12 1973, 3:33 AM CST Att: 6,356 - Unknown				
<b>Ted Sizemore, R</b> OBP: 0.333, SLG: 0.313 (1, 4)										3	0	1	0	1	1	0					
<b>Jose Cruz, L</b> OBP: 0.400, SLG: 0.722 (1, 8)										4	1	1	1	0	0	3					
<b>Joe Torre, R</b> OBP: 0.500, SLG: 0.667 (1, 3)										4	0	1	0	0	1	1					
<b>Ted Simmons, S</b> OBP: 0.250, SLG: 0.176 (1, 2)										3	0	1	0	1	0	2					
<b>Ken Reitz, R</b> OBP: 0.200, SLG: 0.167 (1, 5)										4	0	0	0	0	0	2					
<b>Bernie Carbo, L</b> OBP: 0.200, SLG: 0.143 (1, 9)										3	0	0	0	0	2	2					
<b>Ray Busse, R</b> OBP: 0.059, SLG: 0.118 (8, PH)										2	0	0	0	0	1	0					
<b>Tim McCarver, L</b> OBP: 1.000, SLG: 1.000 (9, 6)										1	0	1	0	0	0	0					
<b>Mike Tyson, R</b> (9, 6)										0	0	0	0	0	0	0					
<b>Bob Gibson, R</b> (1, 1)										3	0	0	0	0	2	1					
<b>Inning Stats</b>	R: 0 E: 0 K: 1 S: 5	H: 0 LOB: 0 BB: 0 P: 5	R: 0 E: 0 K: 1 S: 5	H: 0 LOB: 1 BB: 1 P: 9	R: 0 E: 0 K: 1 S: 5	H: 0 LOB: 0 BB: 0 P: 5	R: 0 E: 0 K: 0 S: 4	H: 1 LOB: 1 BB: 0 P: 4	R: 0 E: 0 K: 1 S: 5	H: 0 LOB: 0 BB: 0 P: 5	R: 1 E: 0 K: 1 S: 7	H: 2 LOB: 1 BB: 0 P: 7	R: 0 E: 0 K: 1 S: 6	H: 1 LOB: 2 BB: 1 P: 10	R: 0 E: 0 K: 0 S: 3	H: 1 LOB: 0 BB: 0 P: 3	1B: 2 2B: 2 3B: 0 HR: 1	SF: 0 SAC: 0 DP: 1 HBP: 0	WP: 0 PB: 0 SB: 0 CS: 0	PA: 33	
<b>PITCHER</b> <b>Tom Seaver, R</b> ERA: 0.59 <b>Phil Hennigan, R</b> ERA: (8, 1)	IP: 7.2 WLS: W BF: 29	H: 4 R: 1 ER: 0 SO: 7	BB: 2 IBB: 0 HBP: 0 BLK: 0	WP: 0 HR: 1 S: 41 P: 49	ERA: 1.17 WHIP: 0.783											ERA: 0.00 WHIP: 0.750					



Batter	1	2	3	4	5	6	7	8	9	AB	R	H	RBI	BB	SO	LOB	TOP		
<b>Bud Harrelson, S</b> OBP: 0.409, SLG: 0.400 (1, 6)										4	0	2	0	0	1	1	<b>New York Mets @ Philadelphia Phillies</b> Veterans Stadium, Philadelphia, PA Fri Apr 13 1973, 6:05 PM EST Att: 7,127 - Unknown		
<b>Felix Milten, R</b> OBP: 0.300, SLG: 0.389 (1, 4)										3	0	0	0	1	0	3			
<b>John Milner, L</b> OBP: 0.421, SLG: 0.688 (1, 3)										3	0	0	0	1	1	2			
<b>Rusty Staub, L</b> OBP: 0.316, SLG: 0.250 (1, 9)										3	0	1	0	1	0	2			
<b>Cleon Jones, R</b> OBP: 0.316, SLG: 0.706 (1, 7)										4	1	1	0	0	0	2			
<b>Jim Fregosi, R</b> OBP: 0.400, SLG: 0.385 (1, 5)										3	0	1	0	1	1	0			
<b>Rich Chiles, L</b> OBP: 0.083, SLG: 0.167 (1, 8)										4	0	0	0	0	0	2			
<b>Duffy Dyer, R</b> OBP: 0.111, SLG: 0.059 (1, 2)										3	0	0	0	0	0	1			
<b>Jon Matlack, L</b> George Stone, L Ken Boswell, L Ray Sadecki, L Ed Kranepool, L Tug McGraw, R (1, 1) (5, 1) (6, Ph) (6, 1) (8, Ph) (8, 1)										0	0	0	0	1	0	0			
<b>Inning Stats</b>	R: 0 E: 0 K: 2 S: 7	H: 0 LOB: 0 BB: 0 P: 7	R: 0 E: 0 K: 1 S: 4	H: 0 LOB: 0 BB: 1 P: 8	R: 0 E: 0 K: 0 S: 4	H: 1 LOB: 2 BB: 1 P: 8	R: 0 E: 0 K: 0 S: 2	H: 1 LOB: 0 BB: 1 P: 6	R: 0 E: 0 K: 0 S: 3	H: 1 LOB: 2 BB: 0 P: 3	R: 0 E: 0 K: 0 S: 4	H: 0 LOB: 0 BB: 0 P: 3	R: 0 E: 0 K: 0 S: 3	H: 0 LOB: 1 BB: 1 P: 7	R: 1 E: 0 K: 0 S: 4	H: 1 LOB: 1 BB: 1 P: 8		1B: 4 2B: 1 3B: 0 HR: 0	SF: 0 SAC: 0 DP: 3 HBP: 0
<b>PITCHER</b> Larry Christenson, R ERA: 1.0 (1, 1)	IP: 9.0 WLS: W BF: 34 H: 5 R: 1 ER: 1 SO: 3	BB: 6 IBB: 0 HBP: 0 BLK: 0	WP: 1 HR: 0 S: 34 P: 58	ERA: 1.00 WHIP: 1.222	<b>PITCHER</b>	IP: 9.0 WLS: W BF: 34 H: 5 R: 1 ER: 1 SO: 3	BB: 6 IBB: 0 HBP: 0 BLK: 0	WP: 1 HR: 0 S: 34 P: 58	ERA: 1.00 WHIP: 1.222										

Batter	1	2	3	4	5	6	7	8	9	AB	R	H	RBI	BB	SO	LOB	BOTTOM		
<b>Larry Bowa, S</b> OBP: 0.348, SLG: 0.286 (1, 6)										5	0	2	1	0	1	4	<b>New York Mets @ Philadelphia Phillies</b> Veterans Stadium, Philadelphia, PA Fri Apr 13 1973, 6:05 PM EST Att: 7,127 - Unknown		
<b>Cesar Tovar, R</b> OBP: 0.500, SLG: 0.444 (1, 5)										4	2	2	0	1	2	2			
<b>Willie Montanez, L</b> OBP: 0.455, SLG: 0.526 (1, 9)										4	1	2	1	1	1	3			
<b>Deron Johnson, R</b> OBP: 0.353, SLG: 0.462 (1, 3)										4	1	1	3	0	1	2			
<b>Greg Luzinski, R</b> OBP: 0.238, SLG: 0.263 Mike Anderson, R (8, 8)										4	1	0	0	0	1	1			
<b>Bill Robinson, R</b> OBP: 0.313, SLG: 0.600 (8, 7)										4	1	1	0	0	0	0			
<b>Bob Boone, R</b> OBP: 0.385, SLG: 0.200 (1, 2)										3	0	0	0	1	0	0			
<b>Terry Harmon, R</b> OBP: 0.455, SLG: 0.444 (1, 4)										4	1	3	1	0	0	1			
<b>Larry Christenson, R</b> (1, 1)										3	0	0	0	1	3	2			
<b>Inning Stats</b>	R: 1 E: 0 K: 0 S: 4	H: 2 LOB: 0 BB: 0 P: 4	R: 0 E: 0 K: 0 S: 3	H: 0 LOB: 0 BB: 0 P: 3	R: 0 E: 0 K: 3 S: 10	H: 1 LOB: 1 BB: 0 P: 10	R: 2 E: 0 K: 0 S: 6	H: 3 LOB: 3 BB: 2 P: 14	R: 3 E: 1 K: 0 S: 5	H: 1 LOB: 1 BB: 2 P: 13	R: 0 E: 0 K: 3 S: 10	H: 1 LOB: 0 BB: 0 P: 10	R: 0 E: 0 K: 2 S: 7	H: 0 LOB: 0 BB: 0 P: 7	R: 1 E: 0 K: 1 S: 8	H: 3 LOB: 2 BB: 0 P: 8	1B: 7 2B: 2 3B: 1 HR: 1	SF: 0 SAC: 0 DP: 0 HBP: 0	WP: 3 PA: 40
<b>PITCHER</b> Jon Matlack, L George Stone, L Ray Sadecki, L Tug McGraw, L ERA: 5.54 ERA: 4.5	IP: 4.0 WLS: L BF: 22 H: 7 R: 6 ER: 6 SO: 6	BB: 3 IBB: 0 HBP: 0 BLK: 0	WP: 1 HR: 1 S: 24 P: 40	ERA: 13.50 WHIP: 2.500	<b>PITCHER</b>	IP: 4.0 WLS: L BF: 22 H: 7 R: 6 ER: 6 SO: 6	BB: 3 IBB: 0 HBP: 0 BLK: 0	WP: 1 HR: 1 S: 24 P: 40	ERA: 13.50 WHIP: 2.500										



Batter	1	2	3	4	5	6	7	8	9	AB	R	H	RBI	BB	SO	LOB	TOP			
<b>Bud Harrelson, S</b> (1, 6) OBP: 0.385, SLG: 0.348										3	0	0	0	1	0	1	<b>New York Mets @ Philadelphia Phillies</b> Veterans Stadium, Philadelphia, PA Sat Apr 14 1973, 6:05 PM EST Att: 11,063 - Unknown			
<b>Felix Milten, R</b> (1, 4) OBP: 0.250, SLG: 0.318										4	0	0	0	0	1	1				
<b>Willie Mays, R</b> (1, 8) <b>George Theodore, R</b> (6, 8)										2	1	0	0	1	1	1				
<b>Rusty Staub, L</b> (1, 9) OBP: 0.304, SLG: 0.250										4	0	1	0	0	1	1				
<b>Cleon Jones, R</b> (1, 7) OBP: 0.304, SLG: 0.619										4	1	1	1	0	0	1				
<b>John Milner, L</b> (1, 3) OBP: 0.391, SLG: 0.600										4	1	1	0	0	1	1				
<b>Jim Fregosi, R</b> (1, 5) OBP: 0.389, SLG: 0.438										3	0	1	2	0	1	0				
<b>Duffy Dyer, R</b> (1, 2) OBP: 0.095, SLG: 0.050										3	0	0	0	0	0	1				
<b>Jim McAndrew, R</b> (1, 1) <b>Ray Sadecki, L</b> (6, 1)										1	0	0	0	1	1	0				
<b>Ray Sadecki, L</b> (6, 1)										1	0	0	0	0	0	0				
<b>Inning Stats</b>	R: 0 E: 0 K: 2 S: 7	H: 0 LOB: 1 BB: 1 P: 11	R: 2 E: 0 K: 0 S: 5	H: 3 LOB: 1 BB: 1 P: 9	R: 0 E: 0 K: 1 S: 5	H: 0 LOB: 0 BB: 0 P: 5	R: 0 E: 0 K: 1 S: 5	H: 0 LOB: 0 BB: 0 P: 5	R: 1 E: 0 K: 0 S: 4	H: 1 LOB: 1 BB: 1 P: 8	R: 0 E: 0 K: 1 S: 5	H: 0 LOB: 0 BB: 0 P: 5	R: 0 E: 0 K: 1 S: 3	H: 0 LOB: 0 BB: 0 P: 3	R: 0 E: 0 K: 0 S: 3	H: 0 LOB: 0 BB: 0 P: 3	1B: 3 2B: 1 3B: 0 HR: 0	SF: 0 SAC: 0 DP: 0 HBP: 0	WP: 0 PB: 0 SB: 0 CS: 1	PA: 33
<b>PITCHER</b> <b>Steve Carlton, L</b> (1, 1) ERA: 3.96	IP: 9.0 WLS: W BF: 33 H: 4 R: 3 ER: 3 SO: 7 BB: 3 IBB: 0 HBP: 0 BLK: 0 WP: 0 HR: 0 S: 44 P: 56 ERA: 3.00 WHIP: 0.778															<b>PITCHER</b> <b>Steve Carlton, L</b> (1, 1) ERA: 3.96	IP: 9.0 WLS: W BF: 33 H: 4 R: 3 ER: 3 SO: 7 BB: 3 IBB: 0 HBP: 0 BLK: 0 WP: 0 HR: 0 S: 44 P: 56 ERA: 3.00 WHIP: 0.778			

AB	30
R	3
H	4
RBI	3
BB	3
SO	7
LOB	7



Batter	1	2	3	4	5	6	7	8	9	AB	R	H	RBI	BB	SO	LOB	BOTTOM			
<b>Larry Bowa, S</b> (1, 6) OBP: 0.333, SLG: 0.292										3	1	1	1	0	0	0	<b>New York Mets @ Philadelphia Phillies</b> Veterans Stadium, Philadelphia, PA Sat Apr 14 1973, 6:05 PM EST Att: 11,063 - Unknown			
<b>Cesar Tovar, R</b> (1, 5) OBP: 0.500, SLG: 0.538										4	1	2	0	0	0	1				
<b>Willie Montanez, L</b> (1, 9) OBP: 0.423, SLG: 0.565										4	0	1	2	0	0	2				
<b>Deron Johnson, R</b> (1, 3) OBP: 0.333, SLG: 0.471										4	1	1	0	0	1	2				
<b>Greg Luzinski, R</b> (1, 7) OBP: 0.240, SLG: 0.261										4	0	1	0	0	1	1				
<b>Del Unser, L</b> (1, 8) OBP: 0.444, SLG: 0.375										2	0	1	0	0	0	0				
<b>Bill Robinson, R</b> (6, PH) OBP: 0.353, SLG: 0.688										1	1	1	1	0	0	0				
<b>Terry Harmon, R</b> (7, 4) OBP: 0.417, SLG: 0.400										1	0	0	0	0	0	1				
<b>Bob Boone, R</b> (1, 2) OBP: 0.412, SLG: 0.231										3	1	1	0	1	0	1				
<b>Denny Doyle, L</b> (1, 4) OBP: 0.333, SLG: 0.286										2	1	1	0	0	0	0				
<b>Mike Anderson, R</b> (6, PH) OBP: 0.200, SLG: 0.800										2	1	1	3	0	0	2				
<b>Steve Carlton, L</b> (1, 1) OBP: 0.200, SLG: 0.200										4	0	1	0	0	1	2				
<b>Inning Stats</b>	R: 0 E: 0 K: 1 S: 6	H: 1 LOB: 1 BB: 0 P: 6	R: 0 E: 0 K: 0 S: 3	H: 0 LOB: 0 BB: 0 P: 3	R: 2 E: 0 K: 0 S: 6	H: 3 LOB: 1 BB: 0 P: 6	R: 0 E: 0 K: 1 S: 5	H: 1 LOB: 0 BB: 0 P: 5	R: 1 E: 0 K: 0 S: 5	H: 2 LOB: 1 BB: 0 P: 5	R: 4 E: 0 K: 1 S: 8	H: 3 LOB: 1 BB: 1 P: 12	R: 0 E: 0 K: 0 S: 3	H: 0 LOB: 0 BB: 0 P: 3	R: 0 E: 0 K: 0 S: 5	H: 2 LOB: 2 BB: 0 P: 5	1B: 6 2B: 4 3B: 1 HR: 1	SF: 1 SAC: 0 DP: 0 HBP: 0	WP: 0 PB: 0 SB: 0 CS: 1	PA: 36
<b>PITCHER</b> <b>Jim McAndrew, R</b> (1, 1) ERA: 6.75	IP: 5.1 WLS: L BF: 23 H: 8 R: 4 ER: 4 SO: 2 BB: 0 IBB: 0 HBP: 0 BLK: 0 WP: 0 HR: 0 S: 27 P: 27 ERA: 6.75 WHIP: 1.500															<b>PITCHER</b> <b>Ray Sadecki, L</b> (6, 1) ERA: 5.79	IP: 6.1 WLS: L BF: 13 H: 4 R: 3 ER: 3 SO: 1 BB: 0 IBB: 1 HBP: 0 BLK: 0 WP: 0 HR: 1 S: 14 P: 18 ERA: 10.12 WHIP: 1.500			

AB	34
R	7
H	12
RBI	7
BB	1
SO	3
LOB	12





Batter	1	2	3	4	5	6	7	8	9	AB	R	H	RBI	BB	SO	LOB	TOP		
<b>Bud Harrelson, S</b> OBP: 0.367, SLG: 0.308 (1, 6)	0-3 K		0-0 6-3			4-0 WP 4-3 BB	0-0 F9			3	0	0	0	1	1	1			
<b>Felix Milan, R</b> OBP: 0.250, SLG: 0.308 (1, 4)	0-0 HR		0-0 F7			0-0 4-3		0-0 F8		4	1	1	0	0	0	1			
<b>John Milner, L</b> OBP: 0.444, SLG: 0.727 (1, 3)	0-0 HR			4-0 FC3-6 BB		4-0 WP BB		0-0 F9		2	1	1	2	2	0	0			
<b>Rusty Staub, L</b> OBP: 0.259, SLG: 0.208 (1, 9)	0-3 K			0-0 FC3-6		0-0 P4		0-0 P5		4	0	0	0	0	1	3			
<b>Cleon Jones, R</b> OBP: 0.333, SLG: 0.583 (1, 7)	0-0 5-3			0-3 K		4-0 1-2 2-3 IBB		0-0 FC4-6 1B		3	0	1	0	1	1	1			
<b>Jim Fregosi, R</b> OBP: 0.384, SLG: 0.368 (1, 5)		4-0 G6-3 BB		0-0 F4		0-0 F9		0-0 F2		3	0	0	0	1	0	5			
<b>Wayne Garrett, L</b> OBP: 0.250, SLG: 0.250 (9, 5)										0	0	0	0	0	0	0			
<b>Rich Chiles, L</b> OBP: 0.071, SLG: 0.143 (7, PH)		0-0 G6-3		0-0 F8		0-0 F8		0-3 K		2	0	0	0	0	0	1			
<b>Ted Martinez, R</b> (7, 8)		1-2								2	0	0	0	0	1	1			
<b>Duffy Dyer, R</b> OBP: 0.120, SLG: 0.083 (1, 2)		0-3 K		0-0 F6		0-0 F6		0-0 SH1-4 1B		4	0	1	0	0	1	1			
<b>Harry Parker, R</b> (1, 1)				0-3 K		0-3 K				2	0	0	0	0	2	0			
<b>Tug McGraw, R</b> (8, 1)								0-0 SH1-4		0	0	0	0	0	0	0			
<b>Inning Stats</b>	R: 2 E: 0 K: 2 S: 9	H: 2 LOB: 0 BB: 0 P: 9	R: 0 E: 0 K: 1 S: 4	H: 0 LOB: 0 BB: 1 P: 8	R: 0 E: 0 K: 1 S: 5	H: 0 LOB: 1 BB: 1 P: 9	R: 0 E: 0 K: 1 S: 5	H: 0 LOB: 3 BB: 3 P: 15	R: 0 E: 0 K: 1 S: 6	H: 1 LOB: 1 BB: 0 P: 6	R: 0 E: 0 K: 0 S: 3	H: 0 LOB: 0 BB: 0 P: 3	R: 0 E: 0 K: 0 S: 4	H: 1 LOB: 1 BB: 0 P: 4	1B: 3 2B: 0 3B: 0 HR: 1	SF: 0 SAC: 1 DP: 1 HBP: 0	WP: 1 PB: 0 SB: 0 CS: 0	PA: 35	
<b>PITCHER</b>	IP	WLS	BF	H	R	ER	SO	BB	IBB	HBP	BLK	WP	HR	S	P	ERA	WHIP		
<b>Jim Lonborg, R</b> ERA: 6.94 (1, 1)	5.0	L	18	2	2	2	6	2	0	0	0	0	1	28	36	3.60	0.800		
<b>Ken Brett, L</b> ERA: (6, 1)	3.0		13	1	0	0	1	2	1	0	0	1	0	12	24	0.00	1.000		
<b>Bill Wilson, R</b> ERA: (9, 1)	1.0		4	1	0	0	0	0	0	0	0	0	0	4	4	0.00	1.000		

**New York Mets @ Philadelphia Phillies**  
Veterans Stadium, Philadelphia, PA  
Sun Apr 15 1973, 3:33 AM EST  
Att: 30,718 - Unknown

**AB 29**  
**R 2**  
**H 4**  
**RBI 2**  
**BB 5**  
**SO 7**  
**LOB 14**



Batter	1	2	3	4	5	6	7	8	9	AB	R	H	RBI	BB	SO	LOB	BOTTOM			
<b>Larry Bowa, S</b> OBP: 0.355, SLG: 0.321 (1, 6)	0-0 G4-6-3 1B		0-0 CS 1B		0-0 P6			0-0 F2		4	0	2	0	0	0	2				
<b>Cesar Tovar, R</b> OBP: 0.455, SLG: 0.471 (1, 5)	0-0 G4-6-3 1B		0-0 F9		0-0 FC4			0-0 P3		4	0	1	0	0	0	3				
<b>Willie Montanez, L</b> OBP: 0.400, SLG: 0.500 (1, 9)	0-0 G4-6-3		0-3 K		0-0 F7			4-0 1B 1B BB		3	0	0	0	1	1	3				
<b>Deron Johnson, R</b> OBP: 0.360, SLG: 0.450 (1, 3)	0-0 F8			1-0 FC6-4 HBP		0-3 K		0-0 1B 1B		3	0	1	1	0	1	1				
<b>Terry Harmon, R</b> OBP: 0.091, SLG: 0.400 (8, PR)								1-2 2-H 1B		0	0	0	0	0	0	0				
<b>Bill Wilson, R</b> (9, 1)										0	0	0	0	0	0	0				
<b>Greg Luzinski, R</b> OBP: 0.241, SLG: 0.259 (1, 7)		0-0 6-3		0-0 F8		0-0 F9		0-0 1B		4	0	1	0	0	0	1				
<b>Del Unser, L</b> OBP: 0.333, SLG: 0.273 (1, 8)		0-0 E3		0-0 F7		0-0 3-1		0-3 K		3	0	0	0	0	0	1				
<b>Bill Robinson, R</b> OBP: 0.333, SLG: 0.647 (8, PH)										1	0	0	0	0	1	3				
<b>Bob Boone, R</b> OBP: 0.333, SLG: 0.176 (1, 2)		0-0 F8		0-0 FC6-4		0-0 5-3				4	0	0	0	0	0	2				
<b>Denny Doyle, L</b> OBP: 0.417, SLG: 0.333 (1, 4)					4-0 FC4 BB			0-0 F9		2	0	1	0	1	0	0				
<b>Mike Anderson, R</b> OBP: 0.167, SLG: 0.667 (9, PH)		1-2 1B								1	0	0	0	0	0	0				
<b>Jim Lonborg, R</b> (1, 1)		0-3 K			0-0 F8			0-0 F9		1	0	0	0	0	1	2				
<b>Jose Pagan, R</b> OBP: 0.091, SLG: 0.182 (5, PH)										1	0	0	0	0	0	1				
<b>Ken Brett, L</b> (6, 1)										0	0	0	0	0	0	0				
<b>Tom Hutton, L</b> OBP: 0.400, SLG: 0.400 (8, PH)								1B 1B		2	1	1	0	0	0	0				
<b>Inning Stats</b>	R: 0 E: 0 K: 0 S: 4	H: 2 LOB: 1 BB: 0 P: 4	R: 0 E: 1 K: 1 S: 7	H: 1 LOB: 2 BB: 0 P: 7	R: 0 E: 0 K: 1 S: 5	H: 1 LOB: 1 BB: 0 P: 5	R: 0 E: 0 K: 0 S: 3	H: 0 LOB: 1 BB: 0 P: 4	R: 0 E: 0 K: 1 S: 5	H: 0 LOB: 1 BB: 1 P: 7	R: 0 E: 0 K: 1 S: 5	H: 0 LOB: 0 BB: 0 P: 5	R: 0 E: 0 K: 0 S: 3	H: 0 LOB: 3 BB: 1 P: 12	R: 0 E: 0 K: 0 S: 3	H: 0 LOB: 0 BB: 0 P: 3	1B: 7 2B: 1 3B: 0 HR: 0	SF: 0 SAC: 0 DP: 2 HBP: 1	WP: 0 PB: 0 SB: 0 CS: 1	PA: 36
<b>PITCHER</b>	IP	WLS	BF	H	R	ER	SO	BB	IBB	HBP	BLK	WP	HR	S	P	ERA	WHIP			
<b>Harry Parker, R</b> ERA: 1.17 (1, 1)	7.2		31	6	1	1	3	2	0	1	0	0	0	34	43	1.17	1.043			
<b>Tug McGraw, L</b> ERA: 3.35 (8, 1)	1.1	S	5	1	0	0	1	0	0	0	0	0	0	7	7	0.00	0.750			

**New York Mets @ Philadelphia Phillies**  
Veterans Stadium, Philadelphia, PA  
Sun Apr 15 1973, 3:33 AM EST  
Att: 30,718 - Unknown

**AB 33**  
**R 1**  
**H 7**  
**RBI 1**  
**BB 2**  
**SO 4**  
**LOB 19**









Batter	1	2	3	4	5	6	7	8	9	AB	R	H	RBI	BB	SO	LOB	TOP			
<b>Cleo James, R</b> OBP: 0.200, SLG: 0.200 (1, 8)	0-0 SH5-3 WP S 1B	0-0 F3			0-0 5-3		0-0 F8		0-3 K	5	1	1	0	0	1	3				
<b>Glenn Beckert, R</b> OBP: 0.297, SLG: 0.219 (1, 4)	0-0 SH5-3 1-3		0-0 F7		0-0 F8			0-0 BB 4-3 1B		3	0	1	0	0	0	0				
<b>Billy Williams, L</b> OBP: 0.385, SLG: 0.313 (1, 7)	4-0 BB		0-3 K		0-0 5-3			0-0 4-3 1-2		3	0	0	0	0	1	1				
<b>Ron Santo, R</b> OBP: 0.471, SLG: 0.414 (1, 5)	0-3 K		0-0 1B 1B		0-0 F9			0-3 K		4	0	1	0	0	2	2				
<b>Jose Cardenal, R</b> OBP: 0.359, SLG: 0.361 (1, 9)	0-0 P3		0-0 1B		0-0 6-3			4-0 BB IBB		3	0	1	0	1	0	1				
<b>Joe Pepitone, L</b> OBP: 0.333, SLG: 0.407 (1, 3)		0-0 P4		0-3 K		0-0 F7		4-0 1-2 2-3 BB		3	0	0	0	1	1	0				
<b>Randy Hundley, R</b> OBP: 0.194, SLG: 0.143 (1, 2)		0-0 F8		4-0 BB			0-0 F9	0-0 F8		3	0	0	0	1	0	3				
<b>Don Kessinger, S</b> OBP: 0.324, SLG: 0.207 (1, 6)		0-0 BB 1B		0-0 4-3 1-2			0-0 SH2-3 1B		0-0 F8	4	0	2	0	0	0	1				
<b>Ray Burris, R</b> (1, 1)		4-0 BB		0-3 K			0-0 SH2-3		0-3 K	1	0	0	0	1	1	1				
<b>Larry Gura, S</b> (6, 1)										0	0	0	0	0	0	0				
<b>Gene Hiser, L</b> OBP: 0.250, SLG: 0.250 (7, PH)		1-2 BB								0	0	0	0	0	0	0				
<b>Jack Aker, R</b> (7, 1)										1	0	0	0	0	1	0				
<b>Inning Stats</b>	R: 1 E: 0 K: 1 S: 6	H: 1 LOB: 1 BB: 1 P: 10	R: 0 E: 0 K: 0 S: 4	H: 1 LOB: 2 BB: 1 P: 8	R: 0 E: 0 K: 1 S: 6	H: 2 LOB: 2 BB: 0 P: 6	R: 0 E: 0 K: 2 S: 7	H: 0 LOB: 1 BB: 1 P: 11	R: 0 E: 0 K: 0 S: 3	H: 0 LOB: 0 BB: 0 P: 3	R: 0 E: 0 K: 0 S: 4	H: 1 LOB: 1 BB: 0 P: 4	R: 0 E: 0 K: 1 S: 6	H: 1 LOB: 3 BB: 2 P: 14	R: 0 E: 0 K: 2 S: 7	H: 0 LOB: 0 BB: 0 P: 7	1B: 6 2B: 0 3B: 0 HR: 0	SF: 0 SAC: 2 DP: 0 HBP: 0	WP: 1 PB: 0 SB: 1 CS: 0	PA: 37
<b>PITCHER</b> <b>Jon Matlack, L</b> ERA: 3.88 (1, 1)	IP: 9.0 WLS: L BF: 37 H: 6 R: 1 ER: 1 SO: 7 BB: 4 IBB: 1 HBP: 0 BLK: 0 WP: 1 HR: 0 S: 46 P: 66 ERA: 1.00 WHIP: 1.111																			

**Chicago Cubs @ New York Mets**  
Shea Stadium, Flushing, NY  
Wed Apr 18 1973, 3:33 AM EST  
Att: 14,874 - Overcast - 58 F

AB	30
R	1
H	6
RBI	0
BB	5
SO	7
LOB	12



Batter	1	2	3	4	5	6	7	8	9	AB	R	H	RBI	BB	SO	LOB	BOTTOM			
<b>Bud Harrelson, S</b> OBP: 0.342, SLG: 0.294 (1, 6)	0-3 K		0-0 FC5-4 1B		0-0 4-3		0-0 FC6-5 CS			4	0	1	0	0	1	2				
<b>Felix Milten, R</b> OBP: 0.200, SLG: 0.242 (1, 4)	0-0 F9		0-0 FC5-4 1-2		0-0 F8		0-0 CS 1-2	0-3 K		4	0	0	0	0	1	1				
<b>John Milner, L</b> OBP: 0.457, SLG: 0.643 (1, 3)	0-0 1B		0-0 F9		4-0 BB			0-0 4-3		3	0	1	0	1	0	1				
<b>Rusty Staub, L</b> OBP: 0.206, SLG: 0.161 (1, 9)	0-0 F9		0-0 G3		0-0 L8			0-0 L6		4	0	0	0	0	0	3				
<b>Cleon Jones, R</b> OBP: 0.353, SLG: 0.533 (1, 7)		4-0 FC6-4 BB BB		0-0 1-3		0-0 K 1B		0-0 4-3 1B		3	0	2	0	1	0	0				
<b>Wayne Garrett, L</b> OBP: 0.250, SLG: 0.143 (1, 5)		0-0 F9		4-0 1B BB		0-3 K 1-2		0-0 4-3 1-2		3	0	0	0	1	1	3				
<b>George Theodore, R</b> (1, 8)		4-0 FC6-4 BB		0-0 L8		0-0 6-3		0-0 1-3		3	0	0	0	1	0	2				
<b>Duffy Dyer, R</b> OBP: 0.167, SLG: 0.138 (1, 2)		0-0 FC6-4		0-0			0-0 FC6-5 SH3-4 1B		0-0 1-3	3	0	2	0	0	0	2				
<b>Ted Martinez, R</b> (7, PR)										0	0	0	0	0	0	0				
<b>Jerry Grote, R</b> (8, 2)		1-2 2-3		1-3 1B						1	0	0	0	0	0	1				
<b>Jon Matlack, L</b> (1, 1)	0-3 K		0-3 K		0-0 SH3-4					2	0	0	0	0	2	4				
<b>Inning Stats</b>	R: 0 E: 0 K: 1 S: 6	H: 1 LOB: 0 BB: 0 P: 6	R: 0 E: 0 K: 1 S: 5	H: 0 LOB: 2 BB: 2 P: 13	R: 0 E: 0 K: 0 S: 4	H: 1 LOB: 1 BB: 0 P: 4	R: 0 E: 0 K: 1 S: 6	H: 1 LOB: 2 BB: 1 P: 10	R: 0 E: 0 K: 0 S: 3	H: 0 LOB: 0 BB: 1 P: 7	R: 0 E: 0 K: 1 S: 5	H: 1 LOB: 1 BB: 0 P: 5	R: 0 E: 0 K: 1 S: 5	H: 0 LOB: 0 BB: 0 P: 5	R: 0 E: 0 K: 0 S: 4	H: 1 LOB: 1 BB: 0 P: 4	1B: 6 2B: 0 3B: 0 HR: 0	SF: 0 SAC: 1 DP: 0 HBP: 0	WP: 0 PB: 0 SB: 0 CS: 1	PA: 36
<b>PITCHER</b> <b>Ray Burris, R</b> ERA: (1, 1)	IP: 5.0 WLS: W BF: 23 H: 4 R: 0 ER: 0 SO: 3 BB: 4 IBB: 0 HBP: 0 BLK: 0 WP: 0 HR: 0 S: 25 P: 41 ERA: 0.00 WHIP: 1.600																			
<b>Larry Gura, L</b> ERA: (6, 1)	IP: 1.0 WLS: S BF: 2 H: 0 R: 0 ER: 0 SO: 1 BB: 0 IBB: 0 HBP: 0 BLK: 0 WP: 0 HR: 0 S: 4 P: 4 ERA: 0.00 WHIP: 0.000																			
<b>Jack Aker, R</b> ERA: (7, 1)	IP: 3.0 WLS: S BF: 10 H: 2 R: 0 ER: 0 SO: 1 BB: 0 IBB: 0 HBP: 0 BLK: 0 WP: 0 HR: 0 S: 12 P: 12 ERA: 0.00 WHIP: 0.667																			

**Chicago Cubs @ New York Mets**  
Shea Stadium, Flushing, NY  
Wed Apr 18 1973, 3:33 AM EST  
Att: 14,874 - Overcast - 58 F

AB	30
R	0
H	6
RBI	0
BB	4
SO	5
LOB	19





Batter	1	2	3	4	5	6	7	8	9	AB	R	H	RBI	BB	SO	LOB	TOP			
<b>Cleo James, R</b> OBP: 0.222, SLG: 0.222 (1, 8)	5-3		P2			L1		1B		4	0	1	0	0	0	0				
<b>Glenn Beckert, R</b> OBP: 0.317, SLG: 0.278 (1, 4)	6-3			2B		1B		F7		4	0	2	0	0	0	1				
<b>Billy Williams, L</b> OBP: 0.372, SLG: 0.306 (1, 7)	K			4-3		L9		1B		4	0	1	0	0	1	2				
<b>Jim Hickman, R</b> OBP: 0.267, SLG: 0.083 (1, 3)		E9 1B		4-3			1-3		F7	4	1	0	0	0	0	2				
<b>Ron Santo, R</b> OBP: 0.474, SLG: 0.387 (1, 5)		L4		P4			BB		BB	2	0	0	0	0	2	0				
<b>Gene Hiser, L</b> OBP: 0.250, SLG: 0.250 (9, PR)							BB		BB	0	0	0	0	0	0	0				
<b>Jose Cardenal, R</b> OBP: 0.349, SLG: 0.350 (1, 9)						F7	F8		K	4	0	1	1	0	1	3				
<b>Randy Hundley, R</b> OBP: 0.171, SLG: 0.125 (1, 2)		P4 1B				P6	F7		F7	4	0	0	0	0	0	4				
<b>Don Kessinger, S</b> OBP: 0.297, SLG: 0.188 (1, 6)			F8		1-3				6-3	3	0	0	0	0	0	0				
<b>Rick Reuschel, R</b> OBP: 0.167, SLG: 0.167 (1, 1)									4-3	2	0	0	0	0	1	0				
<b>Joe Pepitone, L</b> OBP: 0.323, SLG: 0.393 (8, PH)			K			F8				1	0	0	0	0	0	0				
<b>Dave LaRoche, L</b> (8, 1)										0	0	0	0	0	0	0				
<b>Inning Stats</b>	R: 0 E: 0 K: 1 S: 5	H: 0 LOB: 0 BB: 0 P: 5	R: 1 E: 1 K: 0 S: 4	H: 1 LOB: 0 BB: 0 P: 4	R: 0 E: 0 K: 0 S: 4	H: 1 LOB: 1 BB: 0 P: 4	R: 0 E: 0 K: 0 S: 3	H: 0 LOB: 0 BB: 0 P: 3	R: 0 E: 0 K: 0 S: 4	H: 1 LOB: 1 BB: 0 P: 4	R: 0 E: 0 K: 0 S: 3	H: 0 LOB: 1 BB: 1 P: 7	R: 0 E: 0 K: 0 S: 4	H: 1 LOB: 1 BB: 0 P: 4	R: 0 E: 0 K: 1 S: 6	H: 1 LOB: 2 BB: 1 P: 10	1B: 4 2B: 1 3B: 0 HR: 0	SF: 0 SAC: 0 DP: 0 HBP: 0	WP: 0 PB: 0 SB: 1 CS: 1	PA: 34
<b>PITCHER</b> <b>Jerry Koosman, L</b> ERA: 1.13 (1, 1)	IP: 9.0 WLS: W BF: 34 H: 5 R: 1 ER: 0 SO: 3 BB: 2 IBB: 0 HBP: 0 BLK: 0 WP: 0 HR: 0 S: 38 P: 46 ERA: 0.00 WHIP: 0.778															<b>PITCHER</b>				

Chicago Cubs @ New York Mets  
Shea Stadium, Flushing, NY  
Thu Apr 19 1973, 3:33 AM EST  
Overcast - 77 F

AB	32
R	1
H	5
RBI	1
BB	2
SO	3
LOB	14



Batter	1	2	3	4	5	6	7	8	9	AB	R	H	RBI	BB	SO	LOB	BOTTOM			
<b>Bud Harrelson, S</b> OBP: 0.310, SLG: 0.263 (1, 6)	2-3		E6 1B	L5		5-3				4	0	0	0	0	0	4				
<b>Felix Milten, R</b> OBP: 0.205, SLG: 0.243 (1, 4)	1-3		FC6-4 1B		6-3		B3			4	0	1	0	0	0	0				
<b>Willie Mays, R</b> OBP: 0.133, SLG: 0.071 (1, 8)	1-3		FC6-4 1-2		K		K			4	0	0	0	0	2	2				
<b>Rusty Staub, L</b> OBP: 0.211, SLG: 0.200 (1, 9)		4-3		4-3		2B		F8		4	0	1	0	0	0	0				
<b>Cleon Jones, R</b> OBP: 0.316, SLG: 0.471 (1, 7)		K		4-3		2-3		F8		4	0	0	0	0	1	1				
<b>John Milner, L</b> OBP: 0.513, SLG: 0.774 (1, 3)		BB			2B	1B		HR		3	2	3	1	1	0	0				
<b>Wayne Garrett, L</b> OBP: 0.333, SLG: 0.364 (1, 5)		4-3			1B	2B		1B		4	1	2	1	0	0	2				
<b>Jerry Grote, R</b> OBP: 0.400, SLG: 0.400 (1, 2)			4-3		1B	1B		F8		4	0	2	1	0	0	1				
<b>Jerry Koosman, R</b> OBP: 0.167, SLG: 0.167 (1, 1)			K		1B	1B		1-3		4	0	1	0	0	2	3				
<b>Inning Stats</b>	R: 0 E: 0 K: 0 S: 3	H: 0 LOB: 0 BB: 0 P: 3	R: 0 E: 0 K: 1 S: 5	H: 0 LOB: 1 BB: 1 P: 9	R: 0 E: 1 K: 1 S: 7	H: 1 LOB: 2 BB: 0 P: 7	R: 2 E: 0 K: 0 S: 7	H: 4 LOB: 2 BB: 0 P: 7	R: 0 E: 0 K: 1 S: 6	H: 1 LOB: 1 BB: 0 P: 6	R: 0 E: 0 K: 1 S: 7	H: 2 LOB: 2 BB: 0 P: 7	R: 0 E: 0 K: 1 S: 5	H: 0 LOB: 0 BB: 0 P: 5	R: 1 E: 0 K: 0 S: 5	H: 2 LOB: 1 BB: 0 P: 5	1B: 7 2B: 2 3B: 0 HR: 1	SF: 0 SAC: 0 DP: 0 HBP: 0	WP: 0 PB: 0 SB: 0 CS: 0	PA: 36
<b>PITCHER</b> <b>Rick Reuschel, R</b> ERA: 1.8 (1, 1)	IP: 7.0 WLS: L BF: 31 H: 8 R: 2 ER: 2 SO: 5 BB: 1 IBB: 0 HBP: 0 BLK: 0 WP: 0 HR: 0 S: 40 P: 44 ERA: 2.57 WHIP: 1.286															<b>PITCHER</b>				
<b>Dave LaRoche, L</b> ERA: 9.0 (8, 1)	IP: 1.0 WLS: L BF: 5 H: 2 R: 1 ER: 1 SO: 0 BB: 0 IBB: 0 HBP: 0 BLK: 0 WP: 0 HR: 1 S: 5 P: 4 ERA: 9.00 WHIP: 2.000															<b>PITCHER</b>				

Chicago Cubs @ New York Mets  
Shea Stadium, Flushing, NY  
Thu Apr 19 1973, 3:33 AM EST  
Overcast - 77 F

AB	35
R	3
H	10
RBI	3
BB	1
SO	5
LOB	13





Batter	1	2	3	4	5	6	7	8	9	AB	R	H	RBI	BB	SO	LOB	TOP		
<b>Rick Monday, L</b> OBP: 0.325, SLG: 0.250										4	1	0	0	1	1	5	<b>Chicago Cubs @ New York Mets</b> Shea Stadium, Flushing, NY Thu Apr 19 1973, 3:38 AM EST Att: 38,079 - Overcast - 77 F		
<b>Paul Popovich, S</b> OBP: 0.500, SLG: 0.333										4	2	2	0	1	0	1			
<b>Billy Williams, L</b> OBP: 0.375, SLG: 0.317										5	1	2	1	0	1	2			
<b>Gene Hiser, L</b> OBP: 0.250, SLG: 0.250										0	0	0	0	0	0	0			
<b>Joe Peppone, L</b> OBP: 0.333, SLG: 0.387										3	0	1	1	0	0	2			
<b>Ron Santo, R</b> OBP: 0.442, SLG: 0.389										5	1	1	1	0	1	5			
<b>Jose Cardenal, R</b> OBP: 0.354, SLG: 0.364										4	2	1	0	1	1	2			
<b>Ken Rudolph, R</b> OBP: 0.143, SLG: 0.500										2	0	1	1	0	1	0			
<b>Don Kessinger, S</b> OBP: 0.317, SLG: 0.200										3	0	1	1	1	0	1			
<b>Burt Hooton, R</b> OBP: 0.400, SLG: 0.250										3	0	1	2	1	0	2			
<b>Inning Stats</b>	R: 5 E: 0 K: 0 S: 7	H: 4 LOB: 2 BB: 3 P: 19	R: 0 E: 0 K: 0 S: 3	H: 1 LOB: 1 BB: 1 P: 7	R: 0 E: 0 K: 1 S: 5	H: 0 LOB: 0 BB: 0 P: 5	R: 0 E: 0 K: 1 S: 5	H: 0 LOB: 1 BB: 1 P: 9	R: 0 E: 0 K: 0 S: 4	H: 1 LOB: 1 BB: 0 P: 4	R: 0 E: 0 K: 0 S: 3	H: 0 LOB: 1 BB: 0 P: 4	R: 1 E: 0 K: 1 S: 7	H: 2 LOB: 1 BB: 0 P: 7	R: 1 E: 0 K: 1 S: 7	H: 2 LOB: 2 BB: 0 P: 7	1B: 7 2B: 2 3B: 1 HR: 0	SF: 2 SAC: 1 DP: 1 HBP: 1	WP: 1 PA: 42 FB: 0 SB: 1 CS: 0
<b>PITCHER</b>	IP WLS BF H R ER SO BB IBB HBP BLK WP HR S P ERA WHIP																		
<b>Jim McAndrew, R</b> ERA: 13.5	(1, 1) 0.2 L 9 4 5 5 0 3 1 2 0 0 0 0 0 6 18 67.50 7.500																		
<b>Ray Sadecki, L</b> ERA: 2.7	(1, 1) 5.1 19 2 0 0 3 2 0 0 0 0 0 0 23 31 0.00 0.750																		
<b>Phil Hennigan, R</b> ERA: 2.45	(7, 1) 2.0 9 2 1 1 1 0 0 1 0 1 0 10 11 4.50 1.000																		
<b>George Stone, L</b> ERA: 4.5	(9, 1) 1.0 5 2 1 1 1 0 0 0 0 0 0 0 7 7 9.00 2.000																		
<b>Batter</b>	<b>1</b>	<b>2</b>	<b>3</b>	<b>4</b>	<b>5</b>	<b>6</b>	<b>7</b>	<b>8</b>	<b>9</b>	<b>AB</b>	<b>R</b>	<b>H</b>	<b>RBI</b>	<b>BB</b>	<b>SO</b>	<b>LOB</b>	<b>BOTTOM</b>		
<b>Ted Martinez, R</b> OBP: 0.167, SLG: 0.167										4	0	1	0	0	1	0	<b>Chicago Cubs @ New York Mets</b> Shea Stadium, Flushing, NY Thu Apr 19 1973, 3:38 AM EST Att: 38,079 - Overcast - 77 F		
<b>Felix Milten, R</b> OBP: 0.186, SLG: 0.220										4	0	0	0	0	1	1			
<b>George Theodore, R</b> OBP: 0.333, SLG: 0.286										3	0	1	0	1	0	1			
<b>Rusty Staub, L</b> OBP: 0.195, SLG: 0.184										3	0	0	0	0	0	3			
<b>Cleon Jones, R</b> OBP: 0.293, SLG: 0.432										3	0	0	0	0	2	0			
<b>John Milner, L</b> OBP: 0.500, SLG: 0.727										2	0	0	0	1	0	0			
<b>Wayne Garrett, L</b> OBP: 0.333, SLG: 0.429										3	0	1	0	0	1	1			
<b>Duffy Dyer, R</b> OBP: 0.152, SLG: 0.125										3	0	0	0	0	1	2			
<b>Jim McAndrew, R</b> ERA: 13.5	(1, 1) 9.0 W 30 3 0 0 6 2 0 0 0 0 0 0 40 48 0.00 0.556																		
<b>Ray Sadecki, L</b> ERA: 2.7	(1, 1) 5.1 19 2 0 0 3 2 0 0 0 0 0 0 23 31 0.00 0.750																		
<b>Ken Boswell, L</b> ERA: 2.7	(6, 0) 2.0 9 2 1 1 1 0 0 1 0 1 0 10 11 4.50 1.000																		
<b>Phil Hennigan, R</b> ERA: 2.45	(7, 1) 2.0 9 2 1 1 1 0 0 1 0 1 0 10 11 4.50 1.000																		
<b>Ed Kranepool, L</b> ERA: 4.5	(9, 1) 1.0 5 2 1 1 1 0 0 0 0 0 0 0 7 7 9.00 2.000																		
<b>Inning Stats</b>	R: 0 E: 0 K: 1 S: 6	H: 1 LOB: 1 BB: 0 P: 6	R: 0 E: 0 K: 2 S: 7	H: 0 LOB: 1 BB: 1 P: 11	R: 0 E: 0 K: 0 S: 3	H: 0 LOB: 0 BB: 0 P: 3	R: 0 E: 0 K: 1 S: 5	H: 1 LOB: 0 BB: 0 P: 5	R: 0 E: 0 K: 0 S: 3	H: 0 LOB: 0 BB: 0 P: 3	R: 0 E: 0 K: 0 S: 2	H: 0 LOB: 0 BB: 1 P: 6	R: 0 E: 0 K: 0 S: 4	H: 1 LOB: 1 BB: 0 P: 4	R: 0 E: 0 K: 1 S: 5	H: 0 LOB: 0 BB: 0 P: 5	1B: 1 2B: 3 3B: 0 HR: 0	SF: 0 SAC: 0 DP: 2 HBP: 0	WP: 0 PA: 30 FB: 0 SB: 0 CS: 0
<b>PITCHER</b>	IP WLS BF H R ER SO BB IBB HBP BLK WP HR S P ERA WHIP																		
<b>Burt Hooton, R</b> ERA: 4.3	(1, 1) 9.0 W 30 3 0 0 6 2 0 0 0 0 0 0 40 48 0.00 0.556																		

AB	33
R	7
H	10
RBI	7
BB	5
SO	5
LOB	20



AB	28
R	0
H	3
RBI	0
BB	2
SO	6
LOB	9






Batter	1	2	3	4	5	6	7	8	9	AB	R	H	RBI	BB	SO	LOB	TOP					
<b>Pepe Frias, R</b> (1,4) OBP: 0.308, SLG: 0.385										4	0	0	0	0	1	1						
<b>Tim Foli, R</b> (1,6) OBP: 0.213, SLG: 0.267										4	0	1	0	0	0	1						
<b>Mike Jorgensen, L</b> (1,3) OBP: 0.323, SLG: 0.321										3	0	1	0	1	1	1						
<b>Ron Fairly, L</b> (1,7) OBP: 0.632, SLG: 0.750										2	0	0	0	2	0	1						
<b>Ken Singleton, S</b> (1,9) OBP: 0.326, SLG: 0.265										4	0	0	0	0	2	4						
<b>Jorge Roque, R</b> (1,8) OBP: 0.256, SLG: 0.325										4	0	0	0	0	2	4						
<b>Coco Laboy, R</b> (1,5) OBP: 0.333, SLG: 0.400										3	0	0	0	0	0	2						
<b>Terry Humphrey, R</b> (1,2) OBP: 0.231, SLG: 0.250										3	0	1	0	0	2	0						
<b>Balor Moore, L</b> (1,1) OBP: 0.200, SLG: 0.111										2	0	0	0	0	1	1						
<b>Bob Bailey, R</b> (8, PH) OBP: 0.176, SLG: 0.067										1	0	0	0	0	0	0						
<b>Joe Gilbert, R</b> (8, 1)										0	0	0	0	0	0	0						
<b>Inning Stats</b>	R: 0 E: 0 K: 2 S: 7	H: 0 LOB: 0 BB: 0 P: 7	R: 0 E: 0 K: 1 S: 5	H: 0 LOB: 0 BB: 0 P: 5	R: 0 E: 0 K: 0 S: 7	H: 0 LOB: 0 BB: 0 P: 7	R: 0 E: 0 K: 0 S: 4	H: 1 LOB: 1 BB: 0 P: 4	R: 0 E: 0 K: 0 S: 3	H: 0 LOB: 0 BB: 0 P: 3	R: 0 E: 0 K: 0 S: 4	H: 1 LOB: 1 BB: 0 P: 4	R: 0 E: 0 K: 2 S: 7	H: 0 LOB: 2 BB: 2 P: 15	R: 0 E: 0 K: 1 S: 5	H: 0 LOB: 0 BB: 0 P: 5	R: 0 E: 0 K: 1 S: 6	H: 1 LOB: 2 BB: 1 P: 10	1B: 1 2B: 2 3B: 0 HR: 0	SF: 0 SAC: 0 DP: 0 HBP: 0	WP: 0 PB: 0 SB: 0 CS: 0	PA: 33
<b>PITCHER</b>	IP	WLS	BF	H	R	ER	SO	BB	IBB	HBP	BLK	WP	HR	S	P	ERA	WHIP					
<b>Harry Parker, R</b> (1,1) ERA: 0.61	7.0	W	25	2	0	0	7	2	0	0	0	0	0	37	45	0.00	0.571					
<b>Tug McGraw, L</b> (8,1) ERA: 2.45	2.0	S	8	1	0	0	2	1	0	0	0	0	0	11	15	0.00	1.000					

Montreal Expos @ New York Mets  
Shea Stadium, Flushing, NY  
Sat Apr 21 1973, 3:33 AM EST  
Att: 40,011 - Unknown


AB	30
R	0
H	3
RBI	0
BB	3
SO	9
LOB	15



Batter	1	2	3	4	5	6	7	8	9	AB	R	H	RBI	BB	SO	LOB	BOTTOM				
<b>Bud Harrelson, S</b> (1,6) OBP: 0.311, SLG: 0.250										2	1	0	0	1	0	0					
<b>Felix Milan, R</b> (1,4) OBP: 0.196, SLG: 0.250										3	0	1	0	0	0	2					
<b>Willie Mays, R</b> (1,8) OBP: 0.310, SLG: 0.059										3	0	0	0	1	1	3					
<b>Rich Chiles, L</b> (9,8) OBP: 0.059, SLG: 0.118										0	0	0	0	0	0	0					
<b>Rusty Staub, L</b> (1,9) OBP: 0.244, SLG: 0.179										1	2	0	0	3	0	2					
<b>George Theodore, R</b> (1,7) OBP: 0.333, SLG: 0.300										3	1	1	1	0	1	3					
<b>John Milner, L</b> (1,3) OBP: 0.500, SLG: 0.784										4	1	2	3	0	1	1					
<b>Jim Fregosi, R</b> (1,5) OBP: 0.310, SLG: 0.308										4	0	1	1	0	1	0					
<b>Wayne Garrett, L</b> (9,5) OBP: 0.333, SLG: 0.429										0	0	0	0	0	0	0					
<b>Jerry Grote, R</b> (1,2) OBP: 0.222, SLG: 0.222										4	0	0	0	0	2	2					
<b>Harry Parker, R</b> (1,1) OBP: 0.200, SLG: 0.200										3	0	1	0	0	1	0					
<b>Ted Martinez, R</b> (7, PR) OBP: 0.167, SLG: 0.167										0	0	0	0	0	0	0					
<b>Tug McGraw, R</b> (8,1) ERA: 5.4										0	0	0	0	0	0	0					
<b>Inning Stats</b>	R: 0 E: 0 K: 1 S: 6	H: 1 LOB: 2 BB: 1 P: 10	R: 0 E: 0 K: 1 S: 5	H: 0 LOB: 0 BB: 0 P: 5	R: 0 E: 0 K: 0 S: 3	H: 0 LOB: 0 BB: 0 P: 3	R: 0 E: 0 K: 1 S: 5	H: 0 LOB: 1 BB: 1 P: 9	R: 0 E: 0 K: 1 S: 5	H: 0 LOB: 0 BB: 0 P: 5	R: 3 E: 0 K: 1 S: 8	H: 3 LOB: 2 BB: 2 P: 16	R: 0 E: 1 K: 1 S: 6	H: 1 LOB: 2 BB: 0 P: 6	R: 2 E: 0 K: 1 S: 6	H: 1 LOB: 0 BB: 1 P: 10	1B: 4 2B: 2 3B: 0 HR: 1	SF: 0 SAC: 3 DP: 1 HBP: 0	WP: 0 PB: 0 SB: 0 CS: 1	PA: 35	
<b>PITCHER</b>	IP	WLS	BF	H	R	ER	SO	BB	IBB	HBP	BLK	WP	HR	S	P	ERA	WHIP				
<b>Balor Moore, L</b> (1,1) ERA: 3.76	7.0	L	30	5	3	3	6	4	0	0	0	0	0	38	54	3.86	1.286				
<b>Joe Gilbert, L</b> (8,1) ERA: 5.4	1.0		5	1	2	2	1	1	0	0	0	0	1	6	10	18.00	2.000				

Montreal Expos @ New York Mets  
Shea Stadium, Flushing, NY  
Sat Apr 21 1973, 3:33 AM EST  
Att: 40,011 - Unknown

AB	27
R	5
H	6
RBI	5
BB	5
SO	7
LOB	13






Batter	1	2	3	4	5	6	7	8	9	10	AB	R	H	RBI	BB	SO	LOB	TOP			
<b>Pepe Frias, R</b> OBP: 0.222, SLG: 0.278 (1, 4)	F8		5-3			F6		5-3		FC5	5	0	0	0	0	0	4				
<b>Tim Foli, R</b> OBP: 0.231, SLG: 0.280 (1, 6)	F3			K			5-3				5	0	2	1	0	1	0				
<b>Mike Jorgensen, L</b> OBP: 0.306, SLG: 0.281 (1, 3)	P6			F9			L4-6	1B	5-3	F9	4	0	0	0	1	0	3				
<b>Ron Fairly, L</b> OBP: 0.296, SLG: 0.852 (1, 7)		HR									3	1	2	1	1	0	0				
<b>Ron Woods, R</b> OBP: 0.545, SLG: 0.375 (9, 7)				1-3							0	0	0	0	0	0	0				
<b>Ken Singleton, S</b> OBP: 0.296, SLG: 0.237 (1, 9)				K			F8				4	0	0	0	0	1	4				
<b>Pepe Manguel, R</b> OBP: 0.236, SLG: 0.438 (1, 8)							F9				4	0	0	0	0	1	2				
<b>Coco Laboy, R</b> OBP: 0.296, SLG: 0.348 (1, 5)											3	0	0	0	0	2	0				
<b>Ron Hunt, R</b> OBP: 0.385, SLG: 0.226 (10, PH)											1	0	0	0	0	0	0				
<b>Bob Bailey, R</b> OBP: 0.176, SLG: 0.067 (10, 5)											0	0	0	0	0	0	0				
<b>Terry Humphrey, R</b> OBP: 0.250, SLG: 0.267 (1, 2)											3	0	1	0	0	1	0				
<b>John Boccabella, R</b> OBP: 0.286, SLG: 0.286 (9, 2)											1	0	1	0	0	0	0				
<b>Jorge Roque, R</b> OBP: 0.256, SLG: 0.325 (10, PR)											0	0	0	0	0	0	0				
<b>Bob Stinson, S</b> (10, 2)											0	0	0	0	0	0	0				
<b>John Strohmayr, R</b> (1, 1)											0	0	0	0	0	0	0				
<b>Mike Marshall, R</b> OBP: 0.600, SLG: 0.500 (8, 1)											0	0	0	0	0	0	0				
<b>Boots Day, L</b> OBP: 0.600, SLG: 0.500 (10, PH)											0	1	0	0	1	0	0				
<b>Tom Walker, R</b> (10, 1)											0	0	0	0	0	0	0				
<b>Inning Stats</b>	R: 0 E: 0 K: 0 S: 3	H: 0 LOB: 0 BB: 0 P: 3	R: 1 E: 0 K: 1 S: 6	H: 1 LOB: 0 BB: 0 P: 6	R: 0 E: 0 K: 0 S: 3	H: 0 LOB: 0 BB: 0 P: 3	R: 0 E: 0 K: 1 S: 5	H: 0 LOB: 0 BB: 0 P: 5	R: 0 E: 0 K: 1 S: 5	H: 0 LOB: 0 BB: 0 P: 5	R: 0 E: 0 K: 0 S: 3	H: 1 LOB: 1 BB: 1 P: 7	R: 0 E: 0 K: 2 S: 8	H: 1 LOB: 2 BB: 1 P: 12	R: 0 E: 0 K: 0 S: 4	H: 1 LOB: 2 BB: 1 P: 8	R: 1 E: 0 K: 0 S: 5	H: 2 LOB: 2 BB: 1 P: 9	1B: 5 2B: 1 3B: 0 HR: 1	SF: 0 SAC: 0 DP: 1 HBP: 0	WP: 1 PA: 39
<b>PITCHER</b>	IP	WLS	BF	H	R	ER	SO	BB	IBB	HBP	BLK	WP	HR	S	P	ERA	WHIP				
<b>Tom Seaver, R</b> ERA: 0.81 (1, 1)	9.0		33	4	1	1	6	2	1	0	0	1	0	42	54	1.00	0.667				
<b>Phil Hennigan, R</b> ERA: 3.86 (10, 1)	1.0	L	6	2	1	1	0	0	1	0	0	1	0	5	9	9.00	2.000				

Montreal Expos @ New York Mets  
Shea Stadium, Flushing, NY  
Sun Apr 22 1973, 3:33 AM EST  
Unknown


AB 33  
R 2  
H 6  
RBI 2  
BB 3  
SO 6  
LOB 13



Batter	1	2	3	4	5	6	7	8	9	10	AB	R	H	RBI	BB	SO	LOB	BOTTOM		
<b>Bud Harrelson, S</b> OBP: 0.286, SLG: 0.227 (1, 6)	K		G3		1-3		FC5		SH5-3		4	0	0	0	1	2				
<b>Felix Millan, R</b> OBP: 0.216, SLG: 0.234 (1, 4)	PB							5-3	P4		3	0	0	0	2	0	1			
<b>Willie Mays, R</b> OBP: 0.125, SLG: 0.045 (1, 8)	L8						F8		6-3		5	0	0	0	0	1	2			
<b>Rusty Staub, L</b> OBP: 0.260, SLG: 0.167 (1, 9)											3	0	0	0	2	0	1			
<b>John Milner, L</b> OBP: 0.471, SLG: 0.707 (1, 3)	1-3										4	0	0	0	1	1	2			
<b>Ed Kranepool, L</b> (1, 7)											4	0	0	0	0	0	2			
<b>Jim Fregosi, R</b> OBP: 0.364, SLG: 0.321 (1, 5)											2	1	1	0	2	0	0			
<b>Jerry Grote, R</b> OBP: 0.250, SLG: 0.333 (1, 2)											3	0	1	0	0	0	2			
<b>Tom Seaver, R</b> OBP: 0.200, SLG: 0.111 (1, 1)											2	0	0	0	1	0	1			
<b>Ken Boswell, L</b> ERA: 8.16 OBP: 0.333, SLG: 0.333 (9, PH)											1	0	1	1	0	0	0			
<b>Phil Hennigan, R</b> (10, 1)											0	0	0	0	0	0	0			
<b>Inning Stats</b>	R: 0 E: 0 K: 1 S: 5	H: 0 LOB: 1 BB: 1 P: 7	R: 0 E: 0 K: 0 S: 3	H: 0 LOB: 1 BB: 1 P: 7	R: 0 E: 0 K: 1 S: 6	H: 1 LOB: 1 BB: 0 P: 6	R: 0 E: 0 K: 0 S: 3	H: 0 LOB: 0 BB: 0 P: 3	R: 0 E: 0 K: 0 S: 4	H: 1 LOB: 2 BB: 1 P: 8	R: 0 E: 0 K: 0 S: 3	H: 0 LOB: 2 BB: 2 P: 11	R: 1 E: 0 K: 0 S: 4	H: 1 LOB: 1 BB: 1 P: 8	R: 0 E: 0 K: 1 S: 5	H: 0 LOB: 0 BB: 0 P: 5	1B: 2 2B: 1 3B: 0 HR: 0	SF: 0 SAC: 2 DP: 0 HBP: 0	WP: 2 PA: 41	
<b>PITCHER</b>	IP	WLS	BF	H	R	ER	SO	BB	IBB	HBP	BLK	WP	HR	S	P	ERA	WHIP			
<b>John Strohmayr, R</b> ERA: (1, 1)	7.2		31	2	0	0	2	2	0	0	0	0	0	29	53	0.00	1.043			
<b>Mike Marshall, R</b> ERA: 8.16 (8, 1)	1.1	W	7	1	1	1	0	2	0	0	0	2	0	5	13	6.75	2.250			
<b>Tom Walker, R</b> ERA: 2.89 (10, 1)	1.0	S	3	0	0	0	1	0	0	0	0	0	0	5	5	0.00	0.000			

Montreal Expos @ New York Mets  
Shea Stadium, Flushing, NY  
Sun Apr 22 1973, 3:33 AM EST  
Unknown

AB 31  
R 1  
H 3  
RBI 1  
BB 8  
SO 3  
LOB 13





Batter	1	2	3	4	5	6	7	8	9	AB	R	H	RBI	BB	SO	LOB	TOP										
<b>Pepe Frias, R</b> OBP: 0.182, SLG: 0.227 (1, 4)										4	0	0	0	0	1	1	<b>Montreal Expos @ New York Mets</b> Shea Stadium, Flushing, NY Sun Apr 22 1973, 3:38 AM EST Att: 27,230 - Unknown										
<b>Tim Foli, R</b> OBP: 0.250, SLG: 0.296 (1, 6)										4	0	2	0	0	0	0											
<b>Mike Jorgensen, L</b> OBP: 0.321, SLG: 0.257 <b>Hal Breeden, R</b> OBP: 0.400, SLG: 0.700 (6, PH) (8, 3)										3	0	0	0	0	0	1											
<b>Ron Fairly, L</b> OBP: 0.500, SLG: 0.767 <b>Ron Woods, R</b> OBP: 0.500, SLG: 0.333 (8, PH) (8, 7)										3	0	0	0	0	0	1											
<b>Ken Singleton, S</b> OBP: 0.333, SLG: 0.250 (1, 9)										2	1	1	0	2	0	2											
<b>Pepe Mangual, R</b> OBP: 0.180, SLG: 0.350 (1, 8)										4	0	0	0	0	0	3											
<b>Coco Laboy, R</b> OBP: 0.321, SLG: 0.348 <b>Bob Bailey, R</b> OBP: 0.200, SLG: 0.278 (5, PH) (5, 5)										0	0	0	0	1	0	0											
<b>John Boccabella, R</b> OBP: 0.281, SLG: 0.281 (1, 2)										4	0	1	0	0	0	1											
<b>Steve Renko, R</b> (1, 1) <b>Pat Jarvis, R</b> (3, 1) <b>Joe Gilbert, R</b> (3, 1) <b>Ron Hunt, R</b> OBP: 0.290, SLG: 0.250 (8, PH) <b>Mike Marshall, R</b> OBP: 0.500, SLG: 0.500 (8, 1) <b>Terry Humphrey, R</b> OBP: 0.250, SLG: 0.250 (8, PH)										1	0	0	0	0	1	0											
<b>Inning Stats</b>	R: 0 E: 0 K: 0 S: 4	H: 1 LOB: 1 BB: 0 P: 4	R: 0 E: 0 K: 0 S: 2	H: 0 LOB: 1 BB: 2 P: 10	R: 0 E: 0 K: 1 S: 5	H: 0 LOB: 0 BB: 0 P: 5	R: 0 E: 0 K: 0 S: 3	H: 0 LOB: 1 BB: 1 P: 7	R: 0 E: 0 K: 0 S: 3	H: 0 LOB: 0 BB: 0 P: 3	R: 2 E: 0 K: 0 S: 5	H: 2 LOB: 0 BB: 0 P: 5	R: 1 E: 1 K: 1 S: 8	H: 2 LOB: 2 BB: 0 P: 8	R: 0 E: 0 K: 0 S: 4	H: 1 LOB: 1 BB: 0 P: 4		1B: 5 2B: 0 3B: 0 HR: 1	SF: 0 SAC: 0 DP: 0 HBP: 0	WP: 0 PB: 0 SB: 0 CS: 1	PA: 36						
<b>PITCHER</b>	IP	WLS	BF	H	R	ER	SO	BB	IBB	HBP	BLK	WP	HR	S	P	ERA	WHIP										
<b>Jim McAndrew, R</b> ERA: 7.62 (1, 1)	7.0	W	26	3	2	2	1	3	0	0	0	0	1	25	37	2.57	0.857										
<b>George Stone, L</b> ERA: 2.25 (8, 1)	2.0	S	10	3	1	0	1	0	0	0	0	0	0	12	12	0.00	1.500										

AB	33
R	3
H	6
RBI	2
BB	3
SO	2
LOB	13





Batter	1	2	3	4	5	6	7	8	9	AB	R	H	RBI	BB	SO	LOB	BOTTOM										
<b>Ted Martinez, R</b> OBP: 0.333, SLG: 0.273 (1, 6)										5	3	2	0	1	0	3	<b>Montreal Expos @ New York Mets</b> Shea Stadium, Flushing, NY Sun Apr 22 1973, 3:38 AM EST Att: 27,230 - Unknown										
<b>Felix Milten, R</b> OBP: 0.273, SLG: 0.286 <b>Ken Boswell, L</b> OBP: 0.400, SLG: 0.400 (6, 4)										2	1	2	0	2	0	0											
<b>John Milner, L</b> OBP: 0.473, SLG: 0.682 <b>Jim Beauchamp, R</b> OBP: 1.000, SLG: 1.000 (6, 3)										3	2	1	2	1	0	3											
<b>Rusty Staub, L</b> OBP: 0.273, SLG: 0.156 (1, 9)										3	0	0	0	2	0	4											
<b>Ed Kranepool, L</b> OBP: 0.385, SLG: 0.545 (1, 7)										5	2	3	4	0	1	3											
<b>Wayne Garrett, L</b> OBP: 0.300, SLG: 0.421 (1, 5)										5	0	1	1	0	1	3											
<b>Rich Chiles, L</b> OBP: 0.136, SLG: 0.227 (1, 8)										5	1	2	1	0	2	3											
<b>Duffy Dyer, R</b> OBP: 0.211, SLG: 0.143 (1, 2)										3	1	1	0	2	0	1											
<b>Jim McAndrew, R</b> OBP: 0.333, SLG: 0.400 <b>George Stone, L</b> OBP: 1.000, SLG: 1.000 (8, 1)										4	2	1	2	0	1	3											
<b>Inning Stats</b>	R: 0 E: 0 K: 0 S: 4	H: 1 LOB: 1 BB: 0 P: 4	R: 1 E: 0 K: 1 S: 7	H: 2 LOB: 2 BB: 1 P: 11	R: 7 E: 1 K: 0 S: 8	H: 5 LOB: 3 BB: 5 P: 28	R: 0 E: 0 K: 2 S: 8	H: 1 LOB: 1 BB: 0 P: 8	R: 2 E: 0 K: 0 S: 5	H: 2 LOB: 2 BB: 2 P: 13	R: 3 E: 1 K: 0 S: 6	H: 3 LOB: 0 BB: 0 P: 6	R: 0 E: 0 K: 2 S: 8	H: 1 LOB: 1 BB: 0 P: 8	R: 0 E: 0 K: 0 S: 3	H: 1 LOB: 0 BB: 0 P: 3		1B: 10 2B: 6 3B: 1 HR: 0	SF: 0 SAC: 0 DP: 2 HBP: 0	WP: 0 PB: 0 SB: 0 CS: 0	PA: 47						
<b>PITCHER</b>	IP	WLS	BF	H	R	ER	SO	BB	IBB	HBP	BLK	WP	HR	S	P	ERA	WHIP										
<b>Steve Renko, R</b> ERA: 4.63 (1, 1)	2.2	L	16	6	5	5	1	2	1	0	0	0	0	2	14	∞	∞										
<b>Pat Jarvis, R</b> ERA: 7.04 (3, 1)	0.0		5	2	3	3	0	2	1	0	0	0	0	2	14	∞	∞										
<b>Joe Gilbert, L</b> ERA: 7.04 (3, 1)	4.1		23	7	5	4	4	3	0	0	0	0	0	28	40	8.31	2.308										
<b>Mike Marshall, R</b> ERA: 7.5 (8, 1)	1.0		3	1	0	0	0	0	0	0	0	0	0	3	3	0.00	1.000										

AB	39
R	13
H	16
RBI	13
BB	8
SO	5
LOB	24





Batter	1	2	3	4	5	6	7	8	9	AB	R	H	RBI	BB	SO	LOB	TOP			
Ted Martinez, R (1,6) OBP: 0.412, SLG: 0.375	0-3 K	0-0 1B			0-0 1B		0-3 K		0-0 1B	5	0	3	1	0	2	0	<p><b>New York Mets @ Houston Astros</b> Astrodome, Houston, TX Tue Apr 24 1973, 7:05 PM EST Att: 12,759 - Unknown</p> <p>AB 34 R 2 H 8 RBI 2 BB 4 SO 2 LOB 19</p> 			
Felix Milan, R (1,4) OBP: 0.250, SLG: 0.259	0-0 1-3	0-0 F9			0-0 F8		0-0 F9		0-0 FC6-4	5	0	0	0	0	0	4				
John Milner, L (1,3) OBP: 0.475, SLG: 0.660	4-0 BB		0-0 F8		0-0 FC4-6			0-0 BB		3	0	1	0	1	0	1				
Rusty Staub, L (1,9) OBP: 0.254, SLG: 0.143	0-0 F8		0-0 P4		0-0 F5			0-0 F8		4	0	0	0	0	0	3				
Ed Kranepool, L (1,7) OBP: 0.375, SLG: 0.500		0-0 6-3			0-0 G3			0-0 F8		3	0	1	0	0	0	0				
Willie Mays, R (8, PH) OBP: 0.120, SLG: 0.043								0-0 F8		1	0	0	0	0	0	1				
Wayne Garrett, L (1,5) OBP: 0.391, SLG: 0.450		4-0 FC4-6		4-0 FC6-4		0-0 1B		4-0 1B		1	0	1	0	2	0	0				
Jim Fregosi, R (8, PH) OBP: 0.382, SLG: 0.321		0-0 BB		0-0 BB		1-2 1B		1-2 BB		0	0	0	0	1	0	0				
Rich Chiles, L (1,8) OBP: 0.120, SLG: 0.200		0-0 FC4-6		0-0 L7		0-0 F8		0-0 F7		3	1	0	0	0	0	4				
George Theodore, R (8, PH) OBP: 0.308, SLG: 0.273		1-2 2B								1	0	0	0	0	0	2				
Jerry Grote, R (1,2) OBP: 0.250, SLG: 0.375		0-0 1B		0-0 FC6-4		0-0 G1-6-4-3			0-0 F5	4	1	1	1	0	0	3				
Jon Matlack, L (1,1) OBP: 0.571, SLG: 0.250		0-0 1B							0-0 5-3	2	0	1	0	0	0	1				
Ken Boswell, L (7, PH) OBP: 0.333, SLG: 0.333					0-0 5-3					1	0	0	0	0	0	0				
Phil Hennigan, R (7,1) OBP: 0.500, SLG: 0.500		2-3 1B								1	0	0	0	0	0	0				
<b>Inning Stats</b>	R: 0 E: 0 K: 1 S: 5	H: 0 LOB: 1 BB: 1 P: 9	R: 2 E: 0 K: 0 S: 6	H: 3 LOB: 2 BB: 1 P: 10	R: 0 E: 0 K: 0 S: 3	H: 0 LOB: 0 BB: 0 P: 3	R: 0 E: 0 K: 0 S: 3	H: 0 LOB: 1 BB: 0 P: 7	R: 0 E: 0 K: 0 S: 4	H: 2 LOB: 1 BB: 0 P: 4	R: 0 E: 0 K: 1 S: 5	H: 0 LOB: 0 BB: 0 P: 5	R: 0 E: 0 K: 0 S: 4	H: 1 LOB: 2 BB: 1 P: 8	R: 0 E: 0 K: 0 S: 4	H: 1 LOB: 1 BB: 0 P: 4	1B: 7 2B: 1 3B: 0 HR: 0	SF: 0 SAC: 0 DP: 1 HBP: 0	WP: 0 PB: 0 SB: 0 CS: 0	PA: 38
<b>PITCHER</b>	IP WLS BF H R ER SO BB IBB HBP BLK WP HR S P ERA WHIP	7.0 W 30 7 2 2 2 3 0 0 0 0 0 0 31 43 2.57 1.429	0.2 L 3 0 0 0 0 1 0 0 0 0 0 2 6 0.00 1.500	1.1 S 5 1 0 0 0 0 0 0 0 0 0 5 5 0.00 0.750	<b>PITCHER</b>															

Batter	1	2	3	4	5	6	7	8	9	AB	R	H	RBI	BB	SO	LOB	BOTTOM				
Tommie Agee, R (1,7) OBP: 0.387, SLG: 0.393	0-0 1-3 1B	0-0 1B		0-3 K		4-0 BB				3	1	2	0	1	1	0	<p><b>New York Mets @ Houston Astros</b> Astrodome, Houston, TX Tue Apr 24 1973, 7:05 PM EST Att: 12,759 - Unknown</p> <p>AB 31 R 4 H 9 RBI 4 BB 5 SO 5 LOB 19</p> 				
Tommy Helms, R (1,4) OBP: 0.300, SLG: 0.260	0-0 1-3	0-0 1B		4-0 FC6-4		0-0 1-3				3	0	1	0	1	0	2					
Cesar Cedeno, R (1,8) OBP: 0.402, SLG: 0.549	0-0 2B	0-0 G4-6-3		0-0 FC6-4			0-0 L8-4			4	1	2	1	0	0	3					
Bob Watson, R (1,3) OBP: 0.418, SLG: 0.471	0-0 2B		0-0 1B	0-0 4-3			0-0 L8-4			4	2	2	1	0	0	2					
Jimmy Wynn, R (1,9) OBP: 0.337, SLG: 0.577	0-0 2B		0-0 6-3		0-3 K		0-0 F9			4	0	1	1	0	1	1					
Doug Rader, R (1,5) OBP: 0.308, SLG: 0.303	4-0 IBB		4-0 1B		0-0 F8			4-0 FC6-4		1	0	0	0	3	0	0					
Larry Howard, R (1,2) OBP: 0.182, SLG: 0.143	0-0 F7		0-0 F2		0-3 K			0-0 FC6-4		4	0	0	0	0	1	5					
Roger Metzger, S (1,6) OBP: 0.136, SLG: 0.159	0-0 5-3		0-0 1B		0-3 K			0-0 F8		4	0	1	1	0	1	3					
Ken Forsch, R (1,1) OBP: 0.133, SLG: 0.071		0-3 K		0-0 F9				0-0 F9		3	0	0	0	0	1	2					
Jim Crawford, L (8,1) OBP: 0.333, SLG: 0.667										0	0	0	0	0	0	0					
Jim Ray, R (8,1) OBP: 0.500, SLG: 0.500										1	0	0	0	0	0	1					
<b>Inning Stats</b>	R: 3 E: 0 K: 0 S: 7	H: 4 LOB: 2 BB: 1 P: 11	R: 0 E: 0 K: 1 S: 6	H: 2 LOB: 1 BB: 0 P: 6	R: 1 E: 0 K: 0 S: 5	H: 2 LOB: 2 BB: 1 P: 9	R: 0 E: 0 K: 1 S: 5	H: 0 LOB: 1 BB: 1 P: 9	R: 0 E: 0 K: 2 S: 7	H: 0 LOB: 0 BB: 0 P: 7	R: 0 E: 0 K: 1 S: 5	H: 0 LOB: 1 BB: 1 P: 9	R: 0 E: 0 K: 0 S: 3	H: 1 LOB: 0 BB: 0 P: 3	R: 0 E: 0 K: 0 S: 3	H: 0 LOB: 1 BB: 1 P: 7		1B: 5 2B: 5 3B: 0 HR: 0	SF: 0 SAC: 0 DP: 2 HBP: 0	WP: 0 PB: 0 SB: 1 CS: 0	PA: 36
<b>PITCHER</b>	IP WLS BF H R ER SO BB IBB HBP BLK WP HR S P ERA WHIP	6.0 L 29 8 4 4 5 2 0 0 0 0 0 6 10 0.00 1.000	2.0 L 7 1 0 0 0 1 0 0 0 0 0 6 10 0.00 1.000	<b>PITCHER</b>																	



Batter	1	2	3	4	5	6	7	8	9	AB R H RBI BB SO LOB	TOP									
<b>Bud Harrelson, S</b> (1, 6) OBP: 0.302, SLG: 0.234	0-3 K		0-0 1B 2B	0-0 SH1-4		4-0 BB			0-0 6-3	3 1 1 0 1 1 0	<b>New York Mets @ Houston Astros</b> Astrodome, Houston, TX Wed Apr 25 1973, 7:05 PM EST Att: 15,248 - Unknown									
<b>Felix Milten, R</b> (1, 4) OBP: 0.246, SLG: 0.254	0-0 5-3		0-0 1B 2B	0-0 F9		0-0 1-3			0-0 F2	5 1 1 0 0 0 2										
<b>John Milner, L</b> (1, 3) OBP: 0.453, SLG: 0.635	0-0 4-3		0-0 1B 2B	0-3 K					0-0 E3	5 1 1 2 0 1 1										
<b>Rusty Staub, L</b> (1, 9) OBP: 0.297, SLG: 0.302		0-0 HR	4-0 1B IBB		0-0 HR				0-0 4-3	4 2 3 2 1 0 1										
<b>George Theodore, R</b> (1, 7) OBP: 0.294, SLG: 0.267		0-0 F9	0-0 1B BB	0-0 1-3		4-0 G4-6-3 1B			0-0 G4-6-3	4 0 1 1 0 0 1										
<b>Wayne Garrett, L</b> (1, 5) OBP: 0.407, SLG: 0.409		0-0 4-3	0-0 1B BB	0-0 P4					4-0 CS BB	2 0 0 0 2 0 0										
<b>Ted Martinez, R</b> (1, 8) OBP: 0.381, SLG: 0.350		0-0 1B	0-0 P6	0-0 5-3					0-3 K	4 0 1 0 0 1 4										
<b>Jerry Grote, R</b> (1, 2) OBP: 0.250, SLG: 0.350		0-0 F7	0-0 1-3	0-0 P4					0-0 1B	4 0 1 0 0 0 4										
<b>Jerry Koosman, R</b> (1, 1) OBP: 0.200, SLG: 0.111			0-3 K	4-0 SH1-4 BB		0-3 K			0-0 F7	3 0 0 0 1 2 1										
<b>Inning Stats</b>	R: 0 E: 0 K: 1 S: 5	H: 0 LOB: 0 BB: 0 P: 5	R: 1 E: 0 K: 0 S: 5	H: 2 LOB: 1 BB: 0 P: 5	R: 3 E: 0 K: 1 S: 9	H: 4 LOB: 3 BB: 2 P: 17	R: 0 E: 0 K: 1 S: 5	H: 0 LOB: 1 BB: 1 P: 9	R: 1 E: 0 K: 0 S: 4	H: 1 LOB: 0 BB: 0 P: 4	R: 0 E: 0 K: 0 S: 3	H: 1 LOB: 0 BB: 0 P: 3	R: 0 E: 0 K: 1 S: 5	H: 1 LOB: 1 BB: 1 P: 9	R: 0 E: 1 K: 0 S: 4	H: 0 LOB: 1 BB: 0 P: 4	1B: 6 2B: 1 3B: 0 HR: 2	SF: 0 SAC: 1 DP: 1 HBP: 0	WP: 0 PB: 0 SB: 0 CS: 1	PA: 40
<b>PITCHER</b>	IP WLS BF H R ER SO BB IBB HBP BLK WP HR S P ERA WHIP																			
<b>Don Wilson, R</b> (1, 1) ERA: 4.32	2.1 L 14 6 4 4 2 0 0 1 0 0 0 1 17 21 15.43 2.571																			
<b>Tom Griffin, R</b> (3, 1) ERA: 4.32	2.2 11 1 1 1 1 2 0 0 0 0 0 1 11 19 3.38 1.125																			
<b>Cecil Upshaw, R</b> (6, 1) ERA: 6.35	2.0 7 1 0 0 1 1 0 0 0 0 0 8 12 0.00 1.000																			
<b>Mike Cosgrove, L</b> (8, 1) ERA: 4.15	2.0 8 1 0 0 1 1 0 0 0 0 0 9 13 0.00 1.000																			

Batter	1	2	3	4	5	6	7	8	9	AB R H RBI BB SO LOB	BOTTOM									
<b>Tommie Agee, R</b> (1, 7) OBP: 0.343, SLG: 0.344	0-3 K	0-0 F9			0-0 6-3				0-0 5-3	4 0 0 0 0 1 2	<b>New York Mets @ Houston Astros</b> Astrodome, Houston, TX Wed Apr 25 1973, 7:05 PM EST Att: 15,248 - Unknown									
<b>Tommy Helms, R</b> (1, 4) OBP: 0.298, SLG: 0.286	0-0 SF9 3B		0-0 F9		0-0 F8				0-0 F7	4 1 1 0 0 0 0										
<b>Cesar Cedeno, R</b> (1, 8) OBP: 0.395, SLG: 0.534	0-0 SF9		0-0 6-3		0-0 F7			4-0 2B BB	0-0 2B BB	2 0 0 1 1 0 0										
<b>Bob Watson, R</b> (1, 3) OBP: 0.422, SLG: 0.486	0-0 1B		0-0 F7		0-0 F9				0-0 1-3 2B	4 0 2 0 0 0 0										
<b>Jimmy Wynn, R</b> (1, 9) OBP: 0.322, SLG: 0.549	0-0 F2			0-0 P3		0-0 5-3			0-0 P4	4 0 0 0 0 0 3										
<b>Doug Rader, R</b> (1, 5) OBP: 0.317, SLG: 0.371		0-0 2B 2B		0-0 F2					0-0 6-3	4 1 2 1 0 0 0										
<b>Larry Howard, R</b> (1, 2) OBP: 0.231, SLG: 0.208		0-0 2B		4-0 BB		0-3 K			0-0 6-3	3 0 1 0 1 1 0										
<b>Roger Metzger, S</b> (1, 6) OBP: 0.130, SLG: 0.152 <b>Lee May, R</b> (9, PH) OBP: 0.185, SLG: 0.283		0-0 4-3		0-3 K		0-0 6-3			0-0 6-3	3 0 0 0 0 1 3 1 0 0 0 0 0 0										
<b>Don Wilson, R</b> (1, 1) Tom Griffin, R (3, 1) Jimmy Stewart, S (5, PH) Cecil Upshaw, R (6, 1) Jesus Alou, R (7, PH) Mike Cosgrove, L (8, 1)		0-0 P1		0-0 F8		0-0 P4				1 0 0 0 0 0 2 0 0 0 0 0 0 0 1 0 0 0 0 0 0 0 0 0 0 0 0 0 1 0 0 0 0 0 0 0 0 0 0 0 0 0										
<b>Inning Stats</b>	R: 1 E: 0 K: 1 S: 7	H: 2 LOB: 1 BB: 0 P: 7	R: 0 E: 0 K: 0 S: 5	H: 2 LOB: 2 BB: 0 P: 5	R: 0 E: 0 K: 0 S: 3	H: 0 LOB: 0 BB: 0 P: 3	R: 0 E: 0 K: 1 S: 5	H: 0 LOB: 1 BB: 1 P: 9	R: 0 E: 0 K: 0 S: 3	H: 0 LOB: 0 BB: 0 P: 3	R: 1 E: 0 K: 1 S: 6	H: 1 LOB: 0 BB: 0 P: 6	R: 0 E: 0 K: 0 S: 4	H: 1 LOB: 2 BB: 1 P: 8	R: 0 E: 0 K: 0 S: 3	H: 0 LOB: 0 BB: 0 P: 3	1B: 1 2B: 3 3B: 1 HR: 1	SF: 1 SAC: 0 DP: 0 HBP: 0	WP: 0 PB: 0 SB: 0 CS: 0	PA: 35
<b>PITCHER</b>	IP WLS BF H R ER SO BB IBB HBP BLK WP HR S P ERA WHIP																			
<b>Jerry Koosman, L</b> (1, 1) ERA: 1.44	9.0 W 35 6 2 2 3 2 0 0 0 0 0 1 39 47 2.00 0.889																			

AB	34
R	5
H	9
RBI	5
BB	5
SO	5
LOB	14

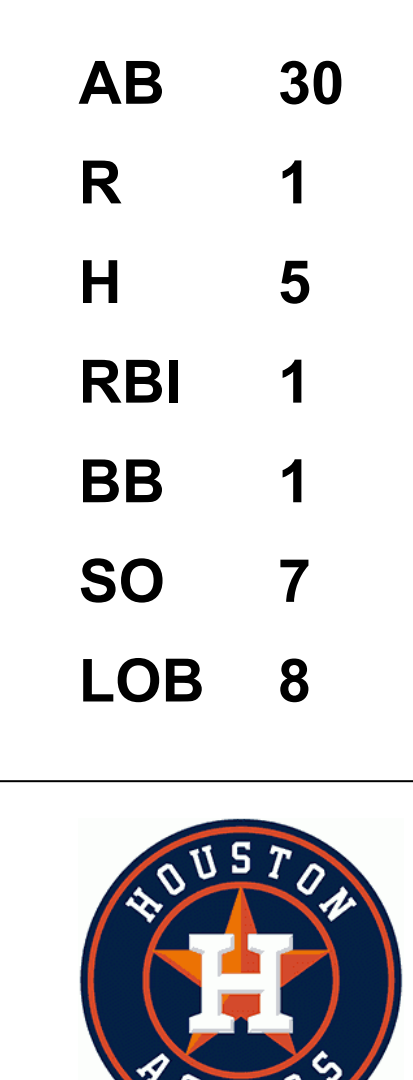




Batter	1	2	3	4	5	6	7	8	9	AB	R	H	RBI	BB	SO	LOB	TOP		
<b>Bud Harrelson, S</b> OBP: 0.293, SLG: 0.216 (1, 6)	L6		F9		F7		F7		BB F9	4	0	0	0	1	0	3	<b>New York Mets @ Houston Astros</b> Astrodome, Houston, TX Thu Apr 26 1973, 7:05 PM EST Att: 12,295 - Unknown		
<b>Felix Milan, R</b> OBP: 0.234, SLG: 0.234 (1, 4)	6-3		4-3		P4		F8		F9	5	0	0	0	0	0	5			
<b>Willie Mays, R</b> OBP: 0.172, SLG: 0.040 (1, 8)	F8			FC4-6 BB		1B BB	K			2	1	0	0	2	1	0			
<b>Rusty Staub, L</b> OBP: 0.294, SLG: 0.298 (1, 9)		F7		FC4-6 1-2		SH 1B FC6-4		F7		4	1	1	0	0	0	1			
<b>Jim Beauchamp, R</b> OBP: 0.333, SLG: 0.333 (1, 3)		F7		L6		FC6-4 SH 1-2 1B		6-3		4	0	1	1	0	0	1			
<b>George Theodore, R</b> OBP: 0.300, SLG: 0.278 <b>Tug McGraw, R</b> (8, 1)				F9		SH FC6-4 1-2 2-3		1-3		3	0	1	0	0	0	1			
<b>Jim Fregosi, R</b> OBP: 0.351, SLG: 0.290 <b>Wayne Garrett, L</b> OBP: 0.428, SLG: 0.435 (9, PH) (9, 5)		F9			6-3		K		S 1B	3	0	0	0	0	1	4			
<b>Duffy Dyer, R</b> OBP: 0.214, SLG: 0.132 (1, 2)			6-3			BB BB	FC6-4 FC6 1-2 2-3 3-H		K	3	0	0	1	1	1	3			
<b>Jim McAndrew, R</b> OBP: 0.444, SLG: 0.333 <b>Ted Martinez, R</b> OBP: 0.364, SLG: 0.333 (8, 7)						BB	FC6 1-2		4-3	1	0	0	0	2	0	2			
<b>Inning Stats</b>	R: 0 E: 0 K: 0 S: 3	H: 0 LOB: 0 BB: 0 P: 3	R: 0 E: 0 K: 0 S: 4	H: 1 LOB: 1 BB: 0 P: 4	R: 0 E: 0 K: 0 S: 3	H: 0 LOB: 1 BB: 1 P: 7	R: 0 E: 0 K: 0 S: 3	H: 0 LOB: 2 BB: 2 P: 11	R: 2 E: 1 K: 1 S: 8	H: 2 LOB: 2 BB: 1 P: 12	R: 0 E: 0 K: 1 S: 5	H: 0 LOB: 0 BB: 0 P: 5	R: 0 E: 0 K: 0 S: 3	H: 0 LOB: 0 BB: 0 P: 3	R: 0 E: 0 K: 1 S: 6	H: 1 LOB: 2 BB: 1 P: 10		1B: 4 2B: 0 3B: 0 HR: 0	SF: 0 SAC: 1 DP: 0 HBP: 0
<b>PITCHER</b>	IP	WLS	BF	H	R	ER	SO	BB	IBB	HBP	BLK	WP	HR	S	P	ERA	WHIP		
<b>Jerry Reuss, L</b> ERA: 1.85 <b>Jim York, R</b> ERA: 2.2	(1, 1) (9, 1)	8.0 5	L 33	3 1	2 0	1 0	2 1	5 1	0 0	0 0	0 0	0 0	0 0	32 6	52 10	1.12 0.00	1.000 2.000		

Batter	1	2	3	4	5	6	7	8	9	AB	R	H	RBI	BB	SO	LOB	BOTTOM				
<b>Tommie Agee, R</b> OBP: 0.333, SLG: 0.333 (1, 7)	K			K		L8			1B	4	0	1	0	0	2	0	<b>New York Mets @ Houston Astros</b> Astrodome, Houston, TX Thu Apr 26 1973, 7:05 PM EST Att: 12,295 - Unknown				
<b>Tommy Helms, R</b> OBP: 0.295, SLG: 0.284 (1, 4)	6-3			2B 1B		5-3		F7		4	0	1	0	0	0	1					
<b>Cesar Cedeno, R</b> OBP: 0.389, SLG: 0.532 (1, 8)	F8			1-3 2B		F3		K		4	0	1	0	0	1	1					
<b>Bob Watson, R</b> OBP: 0.425, SLG: 0.480 (1, 3)		FC5-4 1B		G4-6-3 IBB		6-3		6-3		3	0	1	0	1	0	1					
<b>Jimmy Wynn, R</b> OBP: 0.312, SLG: 0.529 (1, 9)		FC5-4 G5-4-3 1-2		G4-6-3 1-2		F9		F9		3	0	0	0	0	0	4					
<b>Doug Rader, R</b> OBP: 0.318, SLG: 0.411 (1, 5)		G5-4-3 1-2			HR		F9			3	1	1	1	0	0	1					
<b>Johnny Edwards, L</b> OBP: 0.288, SLG: 0.415 (1, 2)			K		G3			4-3		3	0	0	0	0	1	0					
<b>Roger Metzger, S</b> OBP: 0.127, SLG: 0.147 <b>Jesus Alou, R</b> (8, PH) <b>Hector Torres, R</b> OBP: 0.222, SLG: 0.125 (9, 6)			K		4-3			F7		2	0	0	0	0	1	0					
<b>Jerry Reuss, L</b> OBP: 0.286, SLG: 0.286 <b>Lee May, R</b> OBP: 0.162, SLG: 0.278 <b>Jim York, R</b> (9, 1)			K		F7			K		2	0	0	0	0	1	0					
<b>Inning Stats</b>	R: 0 E: 0 K: 1 S: 5	H: 0 LOB: 0 BB: 0 P: 5	R: 0 E: 0 K: 0 S: 3	H: 1 LOB: 0 BB: 0 P: 3	R: 0 E: 0 K: 3 S: 9	H: 0 LOB: 0 BB: 0 P: 9	R: 0 E: 0 K: 1 S: 6	H: 2 LOB: 1 BB: 1 P: 10	R: 1 E: 0 K: 0 S: 4	H: 1 LOB: 0 BB: 0 P: 4	R: 0 E: 0 K: 0 S: 3	H: 0 LOB: 0 BB: 0 P: 3	R: 0 E: 0 K: 0 S: 3	H: 0 LOB: 0 BB: 0 P: 3	R: 0 E: 0 K: 1 S: 5	H: 0 LOB: 0 BB: 0 P: 5		R: 0 E: 0 K: 1 S: 6	H: 1 LOB: 1 BB: 0 P: 6	1B: 3 2B: 1 3B: 0 HR: 1	SF: 0 SAC: 0 DP: 2 HBP: 0
<b>PITCHER</b>	IP	WLS	BF	H	R	ER	SO	BB	IBB	HBP	BLK	WP	HR	S	P	ERA	WHIP				
<b>Jim McAndrew, R</b> ERA: 5.4 <b>Tug McGraw, L</b> ERA: 1.93	(1, 1) (8, 1)	7.0 S	W 24	4 1	1 0	1 0	5 2	0 0	0 0	0 0	0 0	0 0	0 0	11 11	37 11	1.29 0.00	0.571 0.500				


AB 31  
R 2  
H 4  
RBI 2  
BB 6  
SO 3  
LOB 21






Batter	1	2	3	4	5	6	7	8	9	AB	R	H	RBI	BB	SO	LOB	TOP
<b>Bud Harrelson, S</b> (1, 6) OBP: 0.274, SLG: 0.200	0-0 1-3			0-3 K		0-0 L5			0-0 F7	4	0	0	0	0	1	0	<b>New York Mets @ Atlanta Braves</b> Atlanta Stadium, Atlanta, GA Fri Apr 27 1973, 6:05 PM EST Att: 7,527 - Unknown
<b>Felix Milten, R</b> (1, 4) OBP: 0.230, SLG: 0.235	0-0 6-3			0-0 F9		0-0 4-3			0-0 WP 1B	4	0	1	0	0	0	0	
<b>Willie Mays, R</b> (1, 8) OBP: 0.182, SLG: 0.069	0-0 6-3			0-0 1B 1B		0-0 F3			0-3 K	4	0	1	0	0	1	1	
<b>Rusty Staub, L</b> (1, 9) OBP: 0.292, SLG: 0.295		0-0 P4		0-0 FC6-4 1B				0-0 P5	0-0 3-1	4	0	1	0	0	0	1	
<b>Ed Kranepool, L</b> (1, 3) OBP: 0.316, SLG: 0.412		0-0 4-3		0-0 FC6-4 1-2				0-0 4-3		3	0	0	0	0	0	2	
<b>Wayne Garrett, L</b> (1, 5) OBP: 0.387, SLG: 0.385		0-0 F8			0-0 G3			0-0 F5		3	0	0	0	0	0	0	
<b>Duffy Dyer, R</b> (1, 2) OBP: 0.200, SLG: 0.122			0-0 5-3		0-0 6-3			0-3 K		3	0	0	0	0	1	0	
<b>Ted Martinez, R</b> (1, 7) OBP: 0.360, SLG: 0.304			0-0 4-3		4-0 FC5-4 BB			0-0 4-3		2	0	0	0	1	0	0	
<b>Tom Seaver, R</b> (1, 1) OBP: 0.167, SLG: 0.091			0-3 K		0-0 FC5-4 1-2			0-0 P6		2	0	0	0	0	1	1	
<b>Ken Boswell, L</b> (8, PH) OBP: 0.286, SLG: 0.286										1	0	0	0	0	0	0	
<b>Phil Hennigan, R</b> (8, 1)										0	0	0	0	0	0	0	
<b>Inning Stats</b>	R: 0 E: 0 K: 0 S: 3	H: 0 LOB: 0 BB: 0 P: 3	R: 0 E: 0 K: 0 S: 3	H: 0 LOB: 0 BB: 0 P: 3	R: 0 E: 0 K: 1 S: 5	H: 2 LOB: 2 BB: 0 P: 7	R: 0 E: 0 K: 0 S: 3	H: 0 LOB: 1 BB: 1 P: 7	R: 0 E: 0 K: 0 S: 3	H: 0 LOB: 0 BB: 0 P: 3	R: 0 E: 0 K: 1 S: 5	H: 0 LOB: 0 BB: 0 P: 5	R: 0 E: 0 K: 1 S: 6	H: 1 LOB: 1 BB: 0 P: 6	1B: 3 2B: 0 3B: 0 HR: 0	SF: 0 SAC: 0 DP: 0 HBP: 0	WP: 1 PA: 31
<b>PITCHER</b> <b>Pat Dobson, R</b> (1, 1) ERA: 4.82	IP: 9.0 WLS: W BF: 31 H: 3 R: 0 ER: 0 SO: 4 BB: 1 IBB: 0 HBP: 0 BLK: 0 WP: 1 HR: 0 S: 38 P: 42 ERA: 0.00 WHIP: 0.444																

AB	30
R	0
H	3
RBI	0
BB	1
SO	4
LOB	5



Batter	1	2	3	4	5	6	7	8	9	AB	R	H	RBI	BB	SO	LOB	BOTTOM
<b>Ralph Garr, L</b> (1, 7) OBP: 0.232, SLG: 0.253	0-0 1-3			0-0 F8	4-0 IBB			0-0 4-3		3	0	0	0	1	0	0	<b>New York Mets @ Atlanta Braves</b> Atlanta Stadium, Atlanta, GA Fri Apr 27 1973, 6:05 PM EST Att: 7,527 - Unknown
<b>Johnny Oates, L</b> (1, 2) OBP: 0.325, SLG: 0.409	0-0 F8			0-0 4-3	0-0 F8			0-0 F9		4	0	0	0	0	0	3	
<b>Hank Aaron, R</b> (1, 9) OBP: 0.339, SLG: 0.479	0-0 5-3			0-0 HR				0-0 F7		3	1	1	1	0	0	0	
<b>Darrell Evans, L</b> (1, 5) OBP: 0.324, SLG: 0.569		0-3 K		0-0 HR				0-0 F5		3	1	1	1	0	1	0	
<b>Mike Lum, L</b> (1, 8) OBP: 0.294, SLG: 0.500		0-0 F3		0-3 K				0-0 F9		3	0	0	0	0	1	0	
<b>Jack Pierce, L</b> (1, 3) OBP: 0.294, SLG: 0.500		0-3 K			4-0 FC6-4 1B BB			0-0 F8		2	0	0	0	1	1	0	
<b>Davey Johnson, R</b> (1, 4) OBP: 0.382, SLG: 0.379			0-0 P4		0-0 FC6-4 1B			0-3 K		3	0	1	0	0	1	0	
<b>Sonny Jackson, L</b> (1, 6) OBP: 0.091, SLG: 0.091			0-0 F8		0-0 FC6-4 SH1 1-2 2-3			0-0 4-3		3	0	0	0	0	0	2	
<b>Pat Dobson, R</b> (1, 1)			0-0 6-3		0-0 SH1 1-2			0-0 4-3		2	0	0	0	0	0	0	
<b>Inning Stats</b>	R: 0 E: 0 K: 0 S: 3	H: 0 LOB: 0 BB: 0 P: 3	R: 0 E: 0 K: 2 S: 7	H: 0 LOB: 0 BB: 0 P: 7	R: 0 E: 0 K: 1 S: 7	H: 2 LOB: 0 BB: 0 P: 7	R: 0 E: 0 K: 0 S: 4	H: 1 LOB: 3 BB: 2 P: 12	R: 0 E: 0 K: 0 S: 3	H: 0 LOB: 0 BB: 0 P: 3	R: 0 E: 0 K: 1 S: 5	H: 0 LOB: 0 BB: 0 P: 5	R: 0 E: 0 K: 0 S: 3	H: 0 LOB: 0 BB: 0 P: 3	1B: 1 2B: 0 3B: 0 HR: 2	SF: 0 SAC: 1 DP: 0 HBP: 0	WP: 0 PA: 29
<b>PITCHER</b> <b>Tom Seaver, R</b> (1, 1) ERA: 1.12	IP: 7.0 WLS: L BF: 26 H: 3 R: 2 ER: 2 SO: 4 BB: 1 IBB: 1 HBP: 0 BLK: 0 WP: 0 HR: 2 S: 32 P: 40 ERA: 2.57 WHIP: 0.571																
<b>Phil Hennigan, R</b> (8, 1) ERA: 2.35	IP: 1.0 WLS: L BF: 3 H: 0 R: 0 ER: 0 SO: 0 BB: 0 IBB: 0 HBP: 0 BLK: 0 WP: 0 HR: 0 S: 3 P: 3 ERA: 0.00 WHIP: 0.000																

AB	26
R	2
H	3
RBI	2
BB	2
SO	4
LOB	5





Batter	1	2	3	4	5	6	7	8	9	AB	R	H	RBI	BB	SO	LOB	TOP				
Ted Martinez, R OBP: 0.367, SLG: 0.321 (1, 7)	0-0 6-3		0-0 1B 2B		0-0 4-3		0-0 2H 1B	0-0 6-3		5	1	2	0	0	0	3					
Felix Milan, R OBP: 0.241, SLG: 0.236 (1, 4)	4-0 G5-4-3 BB		0-0 F9		0-0 P3			0-0 2B 1B	0-0 6-3	4	1	1	0	1	0	1					
Willie Mays, R OBP: 0.211, SLG: 0.147 (1, 8)	0-0 G5-4-3 1-2		0-0 2B 1-3 1B		0-0 G1-6-3			0-0 1-3 1B 2B	0-3 K	5	1	2	0	0	1	1					
Rusty Staub, L OBP: 0.299, SLG: 0.308 (1, 9)		0-0 6-3	0-0 1-3 2B		0-0 3-1			4-0 BB 1B 1B	0-0 F7	4	1	1	1	1	0	0					
Ed Kranepool, L OBP: 0.348, SLG: 0.429 (1, 3)		0-0 1B 1B	0-0 4-3		0-0 6-3			0-0 1B BB 1B		4	0	2	2	0	0	2					
Wayne Garrett, L OBP: 0.400, SLG: 0.357 (1, 5)		0-3 K		4-0 3-1 4-3 BB		0-0 G3		0-0 1-2 2-3 BB		2	0	0	0	2	1	1					
Jerry Grote, R OBP: 0.292, SLG: 0.375 (1, 2)		0-0 1-2 1B		0-0 4-3		0-0 F9		0-0 1-2 2-3 3-H 1B		4	0	2	1	0	0	1					
Bud Harrelson, S OBP: 0.273, SLG: 0.203 (1, 6)		0-0 F7		0-0 3-1		0-0 SH3-4 1B 1B		0-3 K		4	0	1	0	0	1	6					
Jon Matlack, L OBP: 0.444, SLG: 0.167 (1, 1)			0-0 5-3		0-3 K		0-0 SH3-4 1-2	0-0 F5		2	0	0	0	0	1	1					
Ken Boswell, L OBP: 0.250, SLG: 0.250 (8, PH)										1	0	0	0	0	0	3					
Tug McGraw, R (8, 1)										0	0	0	0	0	0	0					
<b>Inning Stats</b>	R: 0 E: 0 K: 0 S: 2	H: 0 LOB: 0 BB: 1 P: 6	R: 0 E: 0 K: 1 S: 7	H: 2 LOB: 2 BB: 0 P: 7	R: 1 E: 0 K: 0 S: 6	H: 3 LOB: 2 BB: 0 P: 6	R: 0 E: 0 K: 1 S: 5	H: 0 LOB: 1 BB: 1 P: 9	R: 0 E: 0 K: 0 S: 3	H: 0 LOB: 0 BB: 0 P: 3	R: 0 E: 0 K: 0 S: 4	H: 2 LOB: 2 BB: 0 P: 4	R: 3 E: 0 K: 1 S: 9	H: 4 LOB: 3 BB: 2 P: 17	R: 0 E: 0 K: 1 S: 5	H: 0 LOB: 0 BB: 0 P: 5	1B: 9 2B: 2 3B: 0 HR: 0	SF: 0 SAC: 1 DP: 1 HBP: 0	WP: 0 PB: 0 CS: 0	PA: 40	
<b>PITCHER</b>	IP WLS BF H R ER SO BB IBB HBP BLK WP HR S P ERA WHIP	IP WLS BF H R ER SO BB IBB HBP BLK WP HR S P ERA WHIP	IP WLS BF H R ER SO BB IBB HBP BLK WP HR S P ERA WHIP	IP WLS BF H R ER SO BB IBB HBP BLK WP HR S P ERA WHIP	IP WLS BF H R ER SO BB IBB HBP BLK WP HR S P ERA WHIP	IP WLS BF H R ER SO BB IBB HBP BLK WP HR S P ERA WHIP	IP WLS BF H R ER SO BB IBB HBP BLK WP HR S P ERA WHIP	IP WLS BF H R ER SO BB IBB HBP BLK WP HR S P ERA WHIP	IP WLS BF H R ER SO BB IBB HBP BLK WP HR S P ERA WHIP	IP WLS BF H R ER SO BB IBB HBP BLK WP HR S P ERA WHIP	IP WLS BF H R ER SO BB IBB HBP BLK WP HR S P ERA WHIP	IP WLS BF H R ER SO BB IBB HBP BLK WP HR S P ERA WHIP	IP WLS BF H R ER SO BB IBB HBP BLK WP HR S P ERA WHIP	IP WLS BF H R ER SO BB IBB HBP BLK WP HR S P ERA WHIP	IP WLS BF H R ER SO BB IBB HBP BLK WP HR S P ERA WHIP	IP WLS BF H R ER SO BB IBB HBP BLK WP HR S P ERA WHIP	IP WLS BF H R ER SO BB IBB HBP BLK WP HR S P ERA WHIP	IP WLS BF H R ER SO BB IBB HBP BLK WP HR S P ERA WHIP	IP WLS BF H R ER SO BB IBB HBP BLK WP HR S P ERA WHIP	IP WLS BF H R ER SO BB IBB HBP BLK WP HR S P ERA WHIP	IP WLS BF H R ER SO BB IBB HBP BLK WP HR S P ERA WHIP

New York Mets @ Atlanta Braves  
Atlanta Stadium, Atlanta, GA  
Sat Apr 28 1973, 6:05 PM EST  
Att: 9,752 - Unknown

AB 35  
R 4  
H 11  
RBI 4  
BB 4  
SO 4  
LOB 19



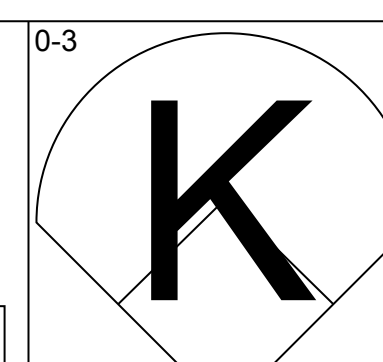
Batter	1	2	3	4	5	6	7	8	9	AB	R	H	RBI	BB	SO	LOB	BOTTOM				
Rod Gilbreath, R OBP: 0.309, SLG: 0.317 (1, 5)	0-0 S 1B		0-3 K			0-0 F8	0-0 5-3			4	0	1	0	0	1	2					
Johnny Oates, L OBP: 0.311, SLG: 0.386 (1, 2)	0-3 K 1-2		0-3 K			0-0 F8		0-0 F7		4	0	0	0	0	2	1					
Hank Aaron, R OBP: 0.318, SLG: 0.442 (1, 9)	0-0 F3			0-0 F6		0-3 K		0-0 6-3		4	0	0	0	0	1	1					
Davey Johnson, R OBP: 0.375, SLG: 0.414 (1, 4)	0-0 F9			0-3 K		0-0 HR		0-0 G3		4	1	1	1	0	1	1					
Darrell Evans, L OBP: 0.333, SLG: 0.552 (1, 3)		4-0 5-3 BB		0-0 P6		4-0 1B 1B BB		0-0 L7		2	1	0	0	2	0	0					
Oscar Brown, R OBP: 0.250, SLG: 0.267 (1, 8)		0-3 K			0-0 6-3		0-0 F9		0-0 2B	4	0	1	0	0	1	2					
Ralph Garr, L OBP: 0.244, SLG: 0.265 (1, 7)		0-0 5-3 1-2			0-0 6-3 S 1B		0-0 1-2 1B 1B		0-0 F3	4	0	2	0	0	0	2					
Sonny Jackson, L OBP: 0.143, SLG: 0.143 (1, 6)		0-0 4-3			0-0 6-3		0-0 1-2 2H 1B		0-0 P3	3	0	1	1	0	0	2					
Dick Dietz, R OBP: 0.375, SLG: 0.286 (9, PH)					0-0 6-3					1	0	0	0	0	0	1					
Ron Reed, R OBP: 0.182, SLG: 0.182 (1, 1)			0-3 K			0-3 K				3	0	0	0	0	3	3					
Roric Harrison, R (8, 1)										0	0	0	0	0	0	0					
<b>Inning Stats</b>	R: 0 E: 0 K: 1 S: 6	H: 1 LOB: 1 BB: 0 P: 6	R: 0 E: 0 K: 1 S: 5	H: 0 LOB: 1 BB: 1 P: 9	R: 0 E: 0 K: 3 S: 9	H: 0 LOB: 0 BB: 0 P: 9	R: 0 E: 0 K: 1 S: 5	H: 0 LOB: 0 BB: 0 P: 5	R: 0 E: 0 K: 0 S: 3	H: 0 LOB: 0 BB: 0 P: 3	R: 2 E: 0 K: 1 S: 8	H: 3 LOB: 2 BB: 1 P: 12	R: 0 E: 0 K: 0 S: 3	H: 0 LOB: 0 BB: 0 P: 3	R: 0 E: 0 K: 0 S: 4	H: 1 LOB: 1 BB: 0 P: 4	1B: 4 2B: 1 3B: 0 HR: 1	SF: 0 SAC: 0 DP: 0 HBP: 0	WP: 0 PB: 0 CS: 0	PA: 35	
<b>PITCHER</b>	IP WLS BF H R ER SO BB IBB HBP BLK WP HR S P ERA WHIP	IP WLS BF H R ER SO BB IBB HBP BLK WP HR S P ERA WHIP	IP WLS BF H R ER SO BB IBB HBP BLK WP HR S P ERA WHIP	IP WLS BF H R ER SO BB IBB HBP BLK WP HR S P ERA WHIP	IP WLS BF H R ER SO BB IBB HBP BLK WP HR S P ERA WHIP	IP WLS BF H R ER SO BB IBB HBP BLK WP HR S P ERA WHIP	IP WLS BF H R ER SO BB IBB HBP BLK WP HR S P ERA WHIP	IP WLS BF H R ER SO BB IBB HBP BLK WP HR S P ERA WHIP	IP WLS BF H R ER SO BB IBB HBP BLK WP HR S P ERA WHIP	IP WLS BF H R ER SO BB IBB HBP BLK WP HR S P ERA WHIP	IP WLS BF H R ER SO BB IBB HBP BLK WP HR S P ERA WHIP	IP WLS BF H R ER SO BB IBB HBP BLK WP HR S P ERA WHIP	IP WLS BF H R ER SO BB IBB HBP BLK WP HR S P ERA WHIP	IP WLS BF H R ER SO BB IBB HBP BLK WP HR S P ERA WHIP	IP WLS BF H R ER SO BB IBB HBP BLK WP HR S P ERA WHIP	IP WLS BF H R ER SO BB IBB HBP BLK WP HR S P ERA WHIP	IP WLS BF H R ER SO BB IBB HBP BLK WP HR S P ERA WHIP	IP WLS BF H R ER SO BB IBB HBP BLK WP HR S P ERA WHIP	IP WLS BF H R ER SO BB IBB HBP BLK WP HR S P ERA WHIP	IP WLS BF H R ER SO BB IBB HBP BLK WP HR S P ERA WHIP	IP WLS BF H R ER SO BB IBB HBP BLK WP HR S P ERA WHIP

New York Mets @ Atlanta Braves  
Atlanta Stadium, Atlanta, GA  
Sat Apr 28 1973, 6:05 PM EST  
Att: 9,752 - Unknown

AB 33  
R 2  
H 6  
RBI 2  
BB 2  
SO 9  
LOB 15





Batter	1	2	3	4	5	6	7	8	9	AB	R	H	RBI	BB	SO	LOB	TOP
Ted Martinez, R OBP: 0.364, SLG: 0.323 (1, 8)			SH1-4 1-2		5-3			CS 1B		3	0	1	0	0	1	0	<b>New York Mets @ Atlanta Braves</b> Atlanta Stadium, Atlanta, GA Sun Apr 29 1973, 3:33 AM EDT Att: 12,152 - Unknown
Felix Milan, R OBP: 0.229, SLG: 0.224 (1, 4)	F2		F9		5-3			CS 1-2	6-3	4	0	0	0	0	0	1	
George Theodore, R OBP: 0.333, SLG: 0.364 (1, 7)	6-3		1B		5-3				2B	4	0	2	0	0	0	0	
Rusty Staub, L OBP: 0.284, SLG: 0.290 (1, 9)		4-3	G3		K				F7	4	0	0	0	0	1	3	
Ed Kranepool, L OBP: 0.370, SLG: 0.440 (1, 3)		1B SF8 1B		P5				G3-6-1 1B	F9	4	1	2	0	0	0	1	
Wayne Garrett, L OBP: 0.395, SLG: 0.355 (1, 5)		1B		6-3				G3-6-1 1-2		3	0	1	0	0	0	1	
Jerry Grote, R OBP: 0.259, SLG: 0.346 (1, 2)		SF8		K				4-3		2	0	0	1	0	1	0	
Bud Harrelson, S OBP: 0.261, SLG: 0.194 (1, 6)		3-H F7			6-3			F9		3	0	0	0	0	0	1	
Jerry Koosman, R OBP: 0.231, SLG: 0.167 (1, 1)			SH1-4 1B		K			4-3		3	0	1	0	0	1	0	
<b>Inning Stats</b>	R: 0 E: 0 K: 1 S: 5	H: 0 LOB: 0 BB: 0 P: 5	R: 1 E: 0 K: 0 S: 5	H: 2 LOB: 1 BB: 0 P: 5	R: 0 E: 0 K: 0 S: 5	H: 2 LOB: 2 BB: 0 P: 5	R: 0 E: 0 K: 1 S: 5	H: 0 LOB: 0 BB: 0 P: 5	R: 0 E: 0 K: 1 S: 3	H: 1 LOB: 0 BB: 0 P: 3	R: 0 E: 0 K: 0 S: 3	H: 1 LOB: 0 BB: 0 P: 3	R: 0 E: 0 K: 0 S: 4	H: 1 LOB: 1 BB: 0 P: 4	1B: 6 2B: 1 3B: 0 HR: 0	SF: 1 SAC: 1 DP: 1 HBP: 0	WP: 0 PA: 33 CS: 1
<b>PITCHER</b>	IP WLS BF H R ER SO BB IBB HBP BLK WP HR S P ERA WHIP	IP WLS BF H R ER SO BB IBB HBP BLK WP HR S P ERA WHIP															
Carl Morton, R ERA: 2.68 (1, 1)	8.0 L 28 6 1 1 4	1.0 4 1 0 0 0															
Danny Frisella, R ERA: (9, 1)	1.0 4 1 0 0 0																


Batter	1	2	3	4	5	6	7	8	9	AB	R	H	RBI	BB	SO	LOB	BOTTOM			
Rod Gilbreath, R OBP: 0.314, SLG: 0.323 (1, 5)	2-3									2	0	1	0	0	0	0	<b>New York Mets @ Atlanta Braves</b> Atlanta Stadium, Atlanta, GA Sun Apr 29 1973, 3:33 AM EDT Att: 12,152 - Unknown			
Larvell Blanks, R OBP: 0.200, SLG: 0.200 (6, PH) (7, 5) (9, 6)			1B			G6-4-3 1B			6-3	2	0	1	0	0	0	0				
Oscar Brown, R OBP: 0.250, SLG: 0.222 (1, 8)	4-0 BB		G2			G6-4-3 1-2			4-3	3	0	0	0	1	0	2				
Hank Aaron, R OBP: 0.300, SLG: 0.411 (1, 9)	G6-4-3 1-2			F7			F7		P4	4	0	0	0	0	0	1				
Davey Johnson, R OBP: 0.373, SLG: 0.411 (1, 4)		5-3		P6			1B			3	0	1	0	0	0	0				
Darrell Evans, L OBP: 0.321, SLG: 0.529 (9, 5)		F7		F7			F8			3	0	0	0	0	0	1				
Ralph Carr, L OBP: 0.247, SLG: 0.267 (1, 7)					F7		K			3	0	1	0	0	1	1				
Paul Casanova, R (1, 2)		K			6-3				1-3	3	0	0	0	0	1	1				
Sonny Jackson, L OBP: 0.125, SLG: 0.125 (8, PH) Dusty Baker Jr., R OBP: 0.342, SLG: 0.400 Jack Pierce, L (9, 3)			G1-4-3		4-3			K		2	0	0	0	0	0	0				
Carl Morton, R OBP: 0.214, SLG: 0.231 Dick Dietz, R OBP: 0.333, SLG: 0.250 Danny Frisella, L (9, 1)			4-3			P1		K		2	0	0	0	0	0	0				
<b>Inning Stats</b>	R: 0 E: 0 K: 0 S: 2	H: 0 LOB: 0 BB: 1 P: 6	R: 0 E: 0 K: 1 S: 6	H: 1 LOB: 1 BB: 0 P: 6	R: 0 E: 0 K: 0 S: 4	H: 1 LOB: 1 BB: 0 P: 4	R: 0 E: 0 K: 0 S: 3	H: 0 LOB: 0 BB: 0 P: 3	R: 0 E: 0 K: 0 S: 3	H: 1 LOB: 0 BB: 0 P: 3	R: 0 E: 0 K: 1 S: 6	H: 1 LOB: 1 BB: 0 P: 6	R: 0 E: 0 K: 2 S: 7	H: 0 LOB: 0 BB: 0 P: 7	R: 0 E: 0 K: 0 S: 3	H: 0 LOB: 0 BB: 0 P: 3		1B: 4 2B: 0 3B: 0 HR: 0	SF: 0 SAC: 0 DP: 2 HBP: 0	WP: 0 PA: 30 CS: 0
<b>PITCHER</b>	IP WLS BF H R ER SO BB IBB HBP BLK WP HR S P ERA WHIP	IP WLS BF H R ER SO BB IBB HBP BLK WP HR S P ERA WHIP																		
Jerry Koosman, L ERA: 1.06 (1, 1)	9.0 W 30 4 0 0 4																			



Batter	1	2	3	4	5	6	7	8	9	AB	R	H	RBI	BB	SO	LOB	TOP								
<b>Pete Rose, S</b> OBP: 0.398, SLG: 0.427 (1, 7)	4-3		K		K		K	HR	G6-4-3	5	1	1	2	0	2	1									
<b>Joe Morgan, L</b> OBP: 0.429, SLG: 0.582 (1, 4)	K		G4-6-3 HBP		K		F8			3	0	0	0	0	2	0									
<b>Bobby Tolan, L</b> OBP: 0.287, SLG: 0.341 (1, 8)	E3		G4-6-3		K			G3		4	0	0	0	0	1	1									
<b>Johnny Bench, R</b> OBP: 0.351, SLG: 0.356 (1, 2)	BB			K		HR		F7		3	1	1	1	1	1	0									
<b>Tony Perez, R</b> OBP: 0.370, SLG: 0.456 (1, 3)	G3			2B BB		K		5-3		3	1	0	0	1	1	2									
<b>Joe Hague, L</b> OBP: 0.333, SLG: 0.300 (1, 9)		4-3		K		K				3	0	0	0	0	2	1									
<b>Cesar Geronimo, L</b> OBP: 0.243, SLG: 0.310 (6, 9)								HR 1B		1	1	1	0	0	0	0									
<b>Dave Concepcion, R</b> OBP: 0.382, SLG: 0.587 (1, 6)	K			2B		K		HR		4	1	2	3	0	2	0									
<b>Denis Menke, R</b> OBP: 0.367, SLG: 0.277 (1, 5)				K		1-3		K		3	0	0	0	1	2	1									
<b>Ross Grimsley, L</b> OBP: 0.056, SLG: 0.056 (1, 1)	F7					K				3	1	1	0	0	1	1									
<b>Pedro Borbon, R</b> OBP: 0.500, SLG: 0.500 (7, 1)							HR 1B	G6-4-3 1B		1	0	1	0	0	0	0									
<b>Inning Stats</b>	R: 0 E: 2 K: 1 S: 6	H: 0 LOB: 2 BB: 1 P: 10	R: 0 E: 0 K: 1 S: 5	H: 0 LOB: 1 BB: 1 P: 9	R: 0 E: 0 K: 1 S: 4	H: 0 LOB: 0 BB: 0 P: 5	R: 1 E: 0 K: 3 S: 10	H: 1 LOB: 1 BB: 1 P: 14	R: 0 E: 0 K: 3 S: 9	H: 0 LOB: 0 BB: 0 P: 9	R: 1 E: 0 K: 3 S: 10	H: 1 LOB: 0 BB: 0 P: 10	R: 2 E: 0 K: 1 S: 7	H: 2 LOB: 0 BB: 0 P: 7	R: 0 E: 0 K: 0 S: 3	H: 0 LOB: 0 BB: 0 P: 3	R: 2 E: 0 K: 1 S: 7	H: 3 LOB: 0 BB: 0 P: 7	1B: 3 2B: 1 3B: 0 HR: 3	SF: 0 SAC: 0 DP: 2 HBP: 1	WP: 0 PB: 0 SB: 1 CS: 0	PA: 37			
<b>PITCHER</b>	IP	WLS	BF	H	R	ER	SO	BB	IBB	HBP	BLK	WP	HR	S	P	ERA	WHIP								
<b>Tom Seaver, R</b> ERA: 1.71 (1, 1)	7.0	L	29	4	4	4	13	3	0	1	0	0	2	51	64	5.14	1.000								
<b>Ray Sadecki, L</b> ERA: 3.75 (8, 1)	2.0		8	3	2	2	1	0	0	0	0	0	1	10	10	9.00	1.500								

**Cincinnati Reds @ New York Mets**  
Shea Stadium, Flushing, NY  
Wed May 02 1973, 7:05 PM EDT  
Att: 19,163 - Unknown


AB 33  
R 6  
H 7  
RBI 6  
BB 3  
SO 14  
LOB 7



Batter	1	2	3	4	5	6	7	8	9	AB	R	H	RBI	BB	SO	LOB	BOTTOM								
<b>Ted Martinez, R</b> OBP: 0.368, SLG: 0.314 (1, 7)	G5-4-3 BB			6-3	1B		L9		G3	4	0	1	1	1	0	4									
<b>Felix Milan, R</b> OBP: 0.238, SLG: 0.247 (1, 4)	G5-4-3			G3	2B		FC5		4-3	5	0	2	0	0	0	5									
<b>Willie Mays, R</b> OBP: 0.214, SLG: 0.135 (1, 8)	F6			G3 BB	K			6-3		3	0	0	0	1	1	2									
<b>Rusty Staub, L</b> OBP: 0.282, SLG: 0.288 (1, 9)		F2		G3		F9		FC6-4 1B		4	0	1	0	0	0	2									
<b>Jim Beauchamp, R</b> OBP: 0.400, SLG: 0.333 (1, 3)		F7			BB		G6-4-3 1B	K		3	0	1	0	1	1	1									
<b>Jim Fregosi, R</b> OBP: 0.317, SLG: 0.257 (1, 5)		P3			F8		G6-4-3	FC6-4		4	0	0	0	0	0	5									
<b>Jerry Grote, R</b> OBP: 0.258, SLG: 0.333 (1, 2)			F9		F8		FC5 1B		4-3	4	0	1	0	0	0	0									
<b>Bud Harrelson, S</b> OBP: 0.301, SLG: 0.231 (1, 6)				G6-4-3 BB	SH3-4 1B			G3 E 1B		3	1	3	0	1	0	0									
<b>Tom Seaver, R</b> OBP: 0.154, SLG: 0.083 (1, 1)				G6-4-3	SH3-4			E4 G3		1	0	0	0	0	0	1									
<b>George Theodore, R</b> OBP: 0.320, SLG: 0.348 (7, PH)										1	0	0	0	0	1	2									
<b>Ray Sadecki, L</b> OBP: 0.222, SLG: 0.222 (8, PH)										0	0	0	0	0	0	0									
<b>Ken Boswell, L</b> OBP: 0.222, SLG: 0.222 (8, PH)										1	0	0	0	0	0	1									
<b>Inning Stats</b>	R: 0 E: 0 K: 0 S: 2	H: 0 LOB: 0 BB: 1 P: 6	R: 0 E: 0 K: 0 S: 3	H: 0 LOB: 0 BB: 0 P: 3	R: 0 E: 0 K: 0 S: 2	H: 0 LOB: 0 BB: 1 P: 6	R: 0 E: 0 K: 0 S: 4	H: 1 LOB: 3 BB: 2 P: 12	R: 1 E: 0 K: 1 S: 8	H: 3 LOB: 2 BB: 0 P: 8	R: 0 E: 0 K: 0 S: 3	H: 1 LOB: 0 BB: 0 P: 3	R: 0 E: 0 K: 1 S: 7	H: 2 LOB: 2 BB: 0 P: 7	R: 0 E: 0 K: 1 S: 6	H: 1 LOB: 1 BB: 0 P: 6	R: 0 E: 1 K: 0 S: 5	H: 1 LOB: 2 BB: 0 P: 5	1B: 8 2B: 1 3B: 0 HR: 0	SF: 0 SAC: 1 DP: 3 HBP: 0	WP: 0 PB: 0 SB: 0 CS: 0	PA: 38			
<b>PITCHER</b>	IP	WLS	BF	H	R	ER	SO	BB	IBB	HBP	BLK	WP	HR	S	P	ERA	WHIP								
<b>Ross Grimsley, L</b> ERA: 2.38 (1, 1)	6.0	W	26	7	1	1	1	4	0	0	0	0	0	24	40	1.50	1.833								
<b>Pedro Borbon, R</b> ERA: 0.53 (7, 1)	3.0	S	12	2	0	0	2	0	0	0	0	0	0	16	16	0.00	0.667								

**Cincinnati Reds @ New York Mets**  
Shea Stadium, Flushing, NY  
Wed May 02 1973, 7:05 PM EDT  
Att: 19,163 - Unknown

AB 33  
R 1  
H 9  
RBI 1  
BB 4  
SO 3  
LOB 23





Batter	1	2	3	4	5	6	7	8	9	AB	R	H	RBI	BB	SO	LOB	TOP			
<b>Pete Rose, S</b> OBP: 0.392, SLG: 0.419 (1.7)										4	0	1	0	0	1	0				
<b>Joe Morgan, L</b> OBP: 0.441, SLG: 0.585 (1.4)										3	1	2	0	1	0	1				
<b>Johnny Bench, R</b> OBP: 0.357, SLG: 0.364 (1.2)										4	1	2	0	0	0	1				
<b>Tony Perez, R</b> OBP: 0.365, SLG: 0.458 (1.3)										4	1	1	1	1	0	2	2			
<b>Bobby Tolan, L</b> OBP: 0.297, SLG: 0.349 (1.8)										4	0	2	1	0	1	1				
<b>Dave Concepcion, R</b> OBP: 0.375, SLG: 0.582 (1.6)										4	0	1	0	0	0	1				
<b>Rchie Scheinblum, S</b> OBP: 0.319, SLG: 0.333 (1.9)										3	1	1	0	0	1	1				
<b>Cesar Geronimo, L</b> OBP: 0.240, SLG: 0.306 (6.9)										1	0	0	0	0	0	0				
<b>Denis Menke, R</b> OBP: 0.359, SLG: 0.275 (1.5)										4	1	1	0	0	3	0				
<b>Jim McGlothlin, R</b> OBP: 0.286, SLG: 0.167 (4, PH)										1	0	0	0	0	1	0				
<b>Bill Plummer, R</b> OBP: 0.286, SLG: 0.167 (4, PH)										0	0	0	0	0	0	0				
<b>Larry Stahl, L</b> OBP: 0.667, SLG: 0.889 (4, PH)										1	1	1	3	0	0	0				
<b>Tom Hall, L</b> OBP: 0.257, SLG: 0.303 (4.1)										1	0	0	0	0	1	0				
<b>Inning Stats</b>	R: 0 E: 0 K: 0 S: 3	H: 1 LOB: 0 BB: 0 P: 3	R: 0 E: 0 K: 2 S: 8	H: 2 LOB: 1 BB: 0 P: 8	R: 0 E: 0 K: 2 S: 7	H: 0 LOB: 0 BB: 0 P: 7	R: 6 E: 0 K: 0 S: 9	H: 7 LOB: 0 BB: 0 P: 9	R: 0 E: 0 K: 1 S: 4	H: 0 LOB: 0 BB: 0 P: 8	R: 0 E: 0 K: 1 S: 5	H: 0 LOB: 0 BB: 0 P: 5	R: 0 E: 0 K: 2 S: 7	H: 2 LOB: 1 BB: 0 P: 4	R: 0 E: 0 K: 1 S: 5	H: 0 LOB: 0 BB: 0 P: 5	1B: 9 2B: 2 3B: 0 HR: 1	SF: 0 SAC: 0 DP: 2 HBP: 0	WP: 0 PB: 0 SB: 1 CS: 2	PA: 35
<b>PITCHER</b>	IP WLS BF H R ER SO BB IBB HBP BLK WP HR S P ERA WHIP																			
<b>Jon Matlack, L</b> ERA: 4.66 (1.1)	3.2 L 17 9 5 5 4 0 0 0 0 0 0 0 25 25 12.27 2.455																			
<b>Hank Webb, R</b> ERA: 27.0 (4.1)	0.1 2 1 1 1 0 0 0 0 0 0 0 1 2 2 27.00 3.000																			
<b>Phil Hennigan, R</b> ERA: 1.69 (5.1)	3.0 9 0 0 0 4 1 0 0 0 0 0 0 16 20 0.00 0.333																			
<b>Tug McGraw, L</b> ERA: 1.35 (8.1)	2.0 7 2 0 0 1 0 0 0 0 0 0 0 9 9 0.00 1.000																			

**Cincinnati Reds @ New York Mets**  
Shea Stadium, Flushing, NY  
Thu May 03 1973, 7:05 PM EDT  
Att: 9,163 - Unknown

AB 34  
R 6  
H 12  
RBI 5  
BB 1  
SO 9  
LOB 7

Batter	1	2	3	4	5	6	7	8	9	AB	R	H	RBI	BB	SO	LOB	BOTTOM			
<b>Ted Martinez, R</b> OBP: 0.357, SLG: 0.308 (1.8)										4	1	1	0	0	0	2				
<b>Felix Milan, R</b> OBP: 0.235, SLG: 0.247 (1.4)										4	1	1	0	0	0	1				
<b>Wayne Garrett, L</b> OBP: 0.381, SLG: 0.324 (1.5)										3	1	0	0	1	1	0				
<b>Rusty Staub, L</b> OBP: 0.281, SLG: 0.325 (1.9)										4	1	1	4	0	2	0				
<b>Ed Kranepool, L</b> OBP: 0.333, SLG: 0.393 (1.3)										3	0	0	0	0	0	0				
<b>George Theodore, R</b> OBP: 0.308, SLG: 0.333 (9, PH)										1	0	0	0	0	1	0				
<b>Jim Gosger, L</b> OBP: 0.667, SLG: 0.667 (1.7)										3	0	2	0	0	1	0				
<b>Duffy Dyer, R</b> OBP: 0.196, SLG: 0.119 (9, PH)										1	0	0	0	0	0	0				
<b>Jerry Grote, R</b> OBP: 0.257, SLG: 0.303 (1.2)										3	1	0	0	1	1	2				
<b>Bud Harrelson, S</b> OBP: 0.303, SLG: 0.250 (1.6)										3	0	1	1	0	1	0				
<b>Jon Matlack, L</b> ERA: 4.66 (1.1)										1	0	1	0	0	0	0				
<b>Hank Webb, R</b> ERA: 27.0 (4.1)										0	0	0	0	0	0	0				
<b>Jim Beauchamp, R</b> OBP: 0.346, SLG: 0.330 (5.1)										1	0	0	0	0	0	1				
<b>Phil Hennigan, R</b> ERA: 1.69 (5.1)										0	0	0	0	0	0	0				
<b>Jim Fregosi, R</b> OBP: 0.301, SLG: 0.250 (7, PH)										1	0	0	0	0	1	0				
<b>Tug McGraw, R</b> ERA: 1.35 (8.1)										0	0	0	0	0	0	0				
<b>Inning Stats</b>	R: 4 E: 0 K: 1 S: 8	H: 4 LOB: 0 BB: 1 P: 12	R: 0 E: 0 K: 1 S: 6	H: 1 LOB: 0 BB: 0 P: 6	R: 0 E: 0 K: 0 S: 3	H: 0 LOB: 0 BB: 0 P: 3	R: 1 E: 0 K: 1 S: 6	H: 1 LOB: 1 BB: 1 P: 10	R: 0 E: 0 K: 1 S: 5	H: 0 LOB: 0 BB: 0 P: 5	R: 0 E: 0 K: 0 S: 3	H: 1 LOB: 0 BB: 0 P: 3	R: 0 E: 0 K: 2 S: 7	H: 0 LOB: 0 BB: 0 P: 7	R: 0 E: 0 K: 1 S: 5	H: 0 LOB: 0 BB: 0 P: 5	1B: 5 2B: 1 3B: 0 HR: 1	SF: 0 SAC: 0 DP: 1 HBP: 0	WP: 0 PB: 0 SB: 0 CS: 1	PA: 34
<b>PITCHER</b>	IP WLS BF H R ER SO BB IBB HBP BLK WP HR S P ERA WHIP																			
<b>Jim McGlothlin, R</b> ERA: 8.17 (1.1)	3.0 4 4 4 2 1 0 0 0 0 0 0 1 17 21 12.00 2.000																			
<b>Tom Hall, L</b> ERA: 5.73 (4.1)	6.0 W 20 2 1 1 6 1 0 0 0 0 0 0 31 35 1.50 0.500																			

**Cincinnati Reds @ New York Mets**  
Shea Stadium, Flushing, NY  
Thu May 03 1973, 7:05 PM EDT  
Att: 9,163 - Unknown

AB 32  
R 5  
H 7  
RBI 5  
BB 2  
SO 8  
LOB 6



Batter	1	2	3	4	5	6	7	8	9	10	11	12	13	14	AB	R	H	RBI	BB	SO	LOB	TOP					
Jimmy Wynn, R OBP: 0.344, SLG: 0.533 (1, 9)	K		K		4-3			FC5-4 1B BB	K			K		K	1B BB 1B	7	2	1	0	0	4	1					
Cesar Cedeno, R OBP: 0.373, SLG: 0.514 (1, 8)	F9		K		4-3			BB BB 1B	K			K		K	BB BB 1B	7	3	4	1	0	1	0					
Bob Watson, R OBP: 0.443, SLG: 0.563 (8, 3)	5-3				HR			BB BB 1B				K			BB BB 1B	3	1	1	2	4	0	1					
Lee May, R OBP: 0.228, SLG: 0.303 Hector Torres, R OBP: 0.168, SLG: 0.087 (8, 6)	F2				3B			BB BB BB				K		P3	BB BB	4	0	0	0	0	2	5					
Doug Rader, R OBP: 0.321, SLG: 0.406 (1, 5)	1B				FC6-4 1B			BB BB				F8			BB BB	6	0	3	4	1	0	3					
Larry Howard, R OBP: 0.216, SLG: 0.206 (1, 2)	FC5-2-6-1				F3			BB BB				6-3		FC6-4 1B	BB BB	6	0	0	1	1	1	6					
Tommy Helms, R OBP: 0.285, SLG: 0.255 (1, 4)	6-3				FC6-4			BB BB				F9		F8	BB BB	6	0	0	0	0	0	6					
Ken Forsch, R OBP: 0.111, SLG: 0.059 Jimmy Stewart, S OBP: 0.286, SLG: 0.167 Tom Griffin, R OBP: 0.285, SLG: 0.333 (8, 7)	K				K			FC5-4 1B	G3			K		1B 1B	1	0	0	0	0	1	0						
<b>Inning Stats</b>	R: 0 E: 0 K: 1 S: 5	H: 0 LOB: 0 BB: 0 P: 5	R: 0 E: 0 K: 0 S: 4	H: 1 LOB: 2 BB: 1 P: 8	R: 0 E: 0 K: 3 S: 9	H: 0 LOB: 0 BB: 0 P: 9	R: 2 E: 0 K: 1 S: 8	H: 3 LOB: 1 BB: 0 P: 8	R: 0 E: 0 K: 1 S: 5	H: 0 LOB: 0 BB: 0 P: 5	R: 0 E: 0 K: 0 S: 3	H: 0 LOB: 0 BB: 0 P: 3	R: 0 E: 0 K: 3 S: 7	H: 0 LOB: 0 BB: 0 P: 7	R: 0 E: 0 K: 1 S: 5	H: 0 LOB: 0 BB: 0 P: 5	R: 0 E: 0 K: 1 S: 5	H: 0 LOB: 1 BB: 1 P: 9	R: 4 E: 0 K: 1 S: 10	H: 5 LOB: 2 BB: 1 P: 14	1B: 10 SF: 0 2B: 1 3B: 1 HR: 1	WP: 0 PA: 61 PB: 0 SB: 1 CS: 0					
<b>PITCHER</b>	IP	WLS	BF	H	R	ER	SO	BB	IBB	HBP	BLK	WP	HR	S	P	ERA	WHIP										
Jerry Koosman, L ERA: 1.96 (1, 1)	7.1		30	7	5	0	6	3	0	0	0	0	0	3	15	0.00	9.000										
Tug McGraw, L ERA: 1.32 (8, 1)	0.1		4	0	0	0	1	3	0	0	0	0	0	3	15	0.00	9.000										
Phil Hennigan, R ERA: 3.31 (8, 1)	5.2	L	23	5	4	4	7	1	0	0	0	0	0	36	40	6.35	1.059										
Harry Parker, R ERA: 0.59 (14, 1)	0.2		4	1	0	0	1	1	0	0	0	0	0	5	9	0.00	3.000										

Houston Astros @ New York Mets  
Shea Stadium, Flushing, NY  
Fri May 04 1973, 7:05 PM EDT  
Att: 17,397 - Unknown


AB: 55  
R: 9  
H: 13  
RBI: 9  
BB: 6  
SO: 15  
LOB: 28



Batter	1	2	3	4	5	6	7	8	9	10	11	12	13	14	AB	R	H	RBI	BB	SO	LOB	BOTTOM					
Ted Martinez, R OBP: 0.327, SLG: 0.304 (1, 8)	K				L6			E9		4-3		4-3		K	7	0	1	2	0	2	2						
Felix Millan, R OBP: 0.253, SLG: 0.261 (1, 4)	4-3							K		PO		L6			7	0	3	0	0	1	2						
Wayne Garrett, L OBP: 0.333, SLG: 0.275 (1, 5)	L4				1-3			K		SH3 1B		F7		F8	6	0	0	0	0	2	3						
Rusty Staub, L OBP: 0.292, SLG: 0.329 (1, 9)					F9			G3						F7	5	1	1	0	2	0	2						
Ed Kranepool, L OBP: 0.364, SLG: 0.379 Jim Siegachang, R OBP: 0.364, SLG: 0.300 Ken Boswell, L OBP: 0.290, SLG: 0.200 George Theodore, R OBP: 0.286, SLG: 0.308 (14, 7)	BB BB 1B				K			G3		4-3 2B		F7		G3	1	2	0	0	2	1	0						
Jim Gosger, L OBP: 0.556, SLG: 0.333 Harry Parker, R OBP: 0.200, SLG: 0.200 (14, 1)	1-3 2B BB				P6			G3				F8		1B BB	3	1	0	0	3	0	3						
Jerry Grote, R OBP: 0.268, SLG: 0.308 (1, 2)	1-3 2B 1B				P3			4-3				K		1B	6	1	2	1	0	1	2						
Bud Harrelson, S OBP: 0.280, SLG: 0.230 (1, 6)	P6				4-3			3-1				6-3		1-3	6	0	0	0	0	0	6						
Jerry Koosman, R OBP: 0.318, SLG: 0.133 Tug McGraw, R OBP: 0.333, SLG: 0.333 Phil Hennigan, R OBP: 0.333, SLG: 0.250 Jim Fegosi, R OBP: 0.326, SLG: 0.250 (14, 3)	1-3				K			1-3		PO 4-3 1B		K		1B BB	3	0	0	1	0	1	2						
<b>Inning Stats</b>	R: 0 E: 0 K: 1 S: 5	H: 0 LOB: 0 BB: 0 P: 5	R: 4 E: 0 K: 0 S: 5	H: 2 LOB: 1 BB: 3 P: 17	R: 0 E: 0 K: 1 S: 5	H: 0 LOB: 0 BB: 0 P: 5	R: 0 E: 0 K: 0 S: 4	H: 1 LOB: 1 BB: 0 P: 8	R: 0 E: 0 K: 2 S: 8	H: 1 LOB: 2 BB: 1 P: 10	R: 0 E: 0 K: 0 S: 3	H: 1 LOB: 0 BB: 0 P: 3	R: 0 E: 0 K: 2 S: 7	H: 0 LOB: 0 BB: 0 P: 7	R: 0 E: 0 K: 0 S: 3	H: 0 LOB: 0 BB: 0 P: 3	R: 0 E: 0 K: 0 S: 4	H: 1 LOB: 2 BB: 1 P: 8	R: 0 E: 0 K: 1 S: 6	H: 1 LOB: 2 BB: 1 P: 10	1B: 6 SF: 0 2B: 2 3B: 0 HR: 0	WP: 0 PA: 59 PB: 0 SB: 0 CS: 1					
<b>PITCHER</b>	IP	WLS	BF	H	R	ER	SO	BB	IBB	HBP	BLK	WP	HR	S	P	ERA	WHIP										
Ken Forsch, R ERA: 4.14 (1, 1)	4.0		17	2	4	0	2	3	0	0	0	0	0	17	21	0.00	0.667										
Tom Griffin, L ERA: 3.66 (8, 1)	3.0		12	1	1	0	3	1	0	0	0	0	0	4	4	0.00	3.000										
Jim Crawford, L ERA: 3.38 (8, 1)	0.1		2	1	0	0	1	0	0	0	0	0	0	4	4	0.00	3.000										
Cecil Upshaw, R ERA: 5.0 (8, 1)	0.2		3	0	0	0	0	0	1	0	0	0	0	2	6	0.00	0.000										
Jim York, R ERA: 1.77 (8, 1)	3.0		11	2	0	0	2	0	1	0	0	0	0	14	18	0.00	0.667										
<b>PITCHER</b>	IP	WLS	BF	H	R	ER	SO	BB	IBB	HBP	BLK	WP	HR	S	P	ERA	WHIP										
Jim Ray, R ERA: 3.24 (12, 1)	2.0		9	1	0	0	0	2	0	0	0	0	0	6	6	0.00	1.500										
Fred Gladding, R ERA: 3.24 (14, 1)	1.0	S	4	1	0	0	1	0	0	0	0	0	0	6	6	0.00	1.000										

Houston Astros @ New York Mets  
Shea Stadium, Flushing, NY  
Fri May 04 1973, 7:05 PM EDT  
Att: 17,397 - Unknown

AB: 49  
R: 5  
H: 8  
RBI: 4  
BB: 8  
SO: 9  
LOB: 25









Batter	1	2	3	4	5	6	7	8	9	AB	R	H	RBI	BB	SO	LOB	TOP								
<b>Jimmy Wynn, R</b> <small>OBP: 0.333, SLG: 0.496</small>										5	1	0	1	1	1	3	<b>Houston Astros @ New York Mets</b> Shea Stadium, Flushing, NY Sun May 06 1973, 3:33 AM EDT Att: 22,594 - Unknown								
<b>Roger Metzger, S</b> <small>OBP: 0.169, SLG: 0.214</small>										5	2	1	0	1	2	3									
<b>Cesar Cedeno, R</b> <small>OBP: 0.388, SLG: 0.552</small>										6	2	3	1	0	0	3									
<b>Bob Watson, R</b> <small>OBP: 0.468, SLG: 0.596</small>										5	3	4	4	1	1	1									
<b>Lee May, R</b> <small>OBP: 0.236, SLG: 0.333</small> <b>Jim Crawford, L</b> <small>OBP: 0.250, SLG: 0.500</small>										3	1	1	5	1	0	2									
<b>Doug Rader, R</b> <small>OBP: 0.341, SLG: 0.413</small>										5	1	3	1	1	1	1									
<b>Johnny Edwards, L</b> <small>OBP: 0.294, SLG: 0.408</small> <b>Dave Roberts, L</b> <small>OBP: 0.071, SLG: 0.071</small> <b>Larry Howard, R</b> <small>OBP: 0.231, SLG: 0.222</small>										3	0	2	0	1	0	2									
<b>Tommy Helms, R</b> <small>OBP: 0.282, SLG: 0.267</small>										6	2	3	0	0	0	3									
<small>Jerry Reuss, L            Fred Gladding, R            Jimmy Stewart, S            Tom Griffin, R            Cecil Upshaw, R            Bob Cosgrove, L            Mike Cosgrove, L            Tommie Ayres, R</small>										1	0	0	0	0	0	2									
<b>Inning Stats</b>	R: 1 E: 0 K: 2 S: 8	H: 1 LOB: 1 BB: 1 P: 12	R: 0 E: 0 K: 1 S: 7	H: 2 LOB: 2 BB: 0 P: 7	R: 2 E: 1 K: 1 S: 8	H: 2 LOB: 2 BB: 1 P: 12	R: 0 E: 0 K: 1 S: 5	H: 0 LOB: 0 BB: 0 P: 5	R: 0 E: 0 K: 0 S: 4	H: 1 LOB: 2 BB: 1 P: 8	R: 4 E: 0 K: 1 S: 9	H: 4 LOB: 1 BB: 1 P: 13	R: 7 E: 0 K: 1 S: 11	H: 6 LOB: 1 BB: 2 P: 19	R: 0 E: 1 K: 1 S: 7	H: 1 LOB: 3 BB: 1 P: 11		R: 0 E: 0 K: 0 S: 3	H: 1 LOB: 0 BB: 0 P: 3	1B: 14 2B: 2 3B: 0 HR: 2	SF: 1 SAC: 0 DP: 1 HBP: 0	WP: 2 PB: 0 SB: 1 CS: 0	PA: 53		
<b>PITCHER</b>	IP WLS BF H R ER SO BB IBB HBP BLK WP HR S P ERA WHIP																								
<b>Harry Parker, R</b> <small>ERA: 1.71</small> <b>Tug McGraw, L</b> <small>ERA: 5.14</small> <b>Ray Sadecki, L</b> <small>ERA: 5.14</small> <b>George Stone, L</b> <small>ERA: 1.29</small>	5.2 (6.1) (7.1) (9.1)	0 L 2.0 1.0	29 8 4 3 1	8 5 6 3 0	5 6 3 2 0	3 6 2 0 0	3 0 1 0 0	0 0 0 0 0	0 0 0 0 0	1 1 16 3	0 5 20 3	38 15 17 3	50 21.000 3.000 1.000	4.76 162.00 13.50 0.00	1.941 21.000 3.000 1.000										

Batter	1	2	3	4	5	6	7	8	9	AB	R	H	RBI	BB	SO	LOB	BOTTOM								
<b>Ted Martinez, R</b> <small>OBP: 0.276, SLG: 0.255</small>										5	0	0	0	0	1	4	<b>Houston Astros @ New York Mets</b> Shea Stadium, Flushing, NY Sun May 06 1973, 3:33 AM EDT Att: 22,594 - Unknown								
<b>Felix Milan, R</b> <small>OBP: 0.255, SLG: 0.263</small> <b>Wayne Garrett, L</b> <small>OBP: 0.333, SLG: 0.289</small>									3	1	1	1	0	0	2	2									
<b>Willie Mays, R</b> <small>OBP: 0.269, SLG: 0.132</small> <b>Jim Beauchamp, R</b> <small>OBP: 0.417, SLG: 0.364</small> <b>Jim Gosger, L</b> <small>OBP: 0.438, SLG: 0.308</small>									1	0	0	0	0	0	1	1									
<b>Rusty Staub, L</b> <small>OBP: 0.295, SLG: 0.333</small>									4	1	1	1	1	2	1										
<b>Jim Fregosi, R</b> <small>OBP: 0.333, SLG: 0.268</small>									5	1	2	1	0	0	1										
<b>Jerry Grote, R</b> <small>OBP: 0.255, SLG: 0.273</small>									3	1	0	0	1	0	2										
<b>George Theodore, R</b> <small>OBP: 0.300, SLG: 0.357</small> <b>Ed Kranepool, L</b> <small>OBP: 0.359, SLG: 0.400</small>									2	1	1	0	0	0	0	0									
<b>Bud Harrelson, S</b> <small>OBP: 0.292, SLG: 0.238</small>									3	1	2	1	1	0	0										
<b>Harry Parker, R</b> <small>OBP: 0.250, SLG: 0.250</small> <b>Tug McGraw, R</b> <small>ERA: 3.12</small> <b>Ray Sadecki, L</b> <small>ERA: 4.64</small> <b>Cecil Upshaw, R</b> <small>ERA: 4.82</small> <b>Mike Cosgrove, L</b> <small>ERA: 3.0</small>									3	0	1	0	0	1	3	0									
<b>Inning Stats</b>	R: 0 E: 0 K: 0 S: 3	H: 1 LOB: 0 BB: 0 P: 3	R: 0 E: 0 K: 0 S: 3	H: 0 LOB: 0 BB: 0 P: 3	R: 4 E: 0 K: 1 S: 10	H: 5 LOB: 2 BB: 1 P: 14	R: 0 E: 1 K: 0 S: 4	H: 1 LOB: 1 BB: 0 P: 4	R: 3 E: 0 K: 2 S: 10	H: 3 LOB: 2 BB: 2 P: 18	R: 0 E: 0 K: 0 S: 3	H: 0 LOB: 0 BB: 0 P: 3	R: 0 E: 0 K: 1 S: 5	H: 0 LOB: 0 BB: 0 P: 5	R: 0 E: 0 K: 0 S: 3	H: 0 LOB: 0 BB: 0 P: 3		R: 1 E: 0 K: 1 S: 7	H: 2 LOB: 1 BB: 0 P: 7	1B: 10 2B: 2 3B: 0 HR: 0	SF: 0 SAC: 0 DP: 1 HBP: 0	WP: 0 PB: 0 SB: 0 CS: 0	PA: 41		
<b>PITCHER</b>	IP WLS BF H R ER SO BB IBB HBP BLK WP HR S P ERA WHIP																								
<b>Jerry Reuss, L</b> <small>ERA: 2.13</small> <b>Fred Gladding, R</b> <small>ERA: 3.12</small> <b>Tom Griffin, R</b> <small>ERA: 4.64</small> <b>Cecil Upshaw, R</b> <small>ERA: 4.82</small> <b>Mike Cosgrove, L</b> <small>ERA: 3.0</small>	1.1 (3.1) (4.1) (5.1) (6.1)	0 1 1.2 0.1 1.0	14 4 3 0 0	4 4 3 0 0	4 4 3 0 0	4 1 3 0 0	0 0 0 0 0	0 0 0 0 0	0 0 0 0 0	0 1 11 3 3	0 1 19 3 3	15 1 19 3 3	13.50 0.00 16.20 0.00 0.00	2.625 0.000 3.600 0.000 0.000	3.00 0.667										

AB	45
R	14
H	18
RBI	13
BB	7
SO	8
LOB	25



AB	38
R	8
H	12
RBI	8
BB	3
SO	5
LOB	14



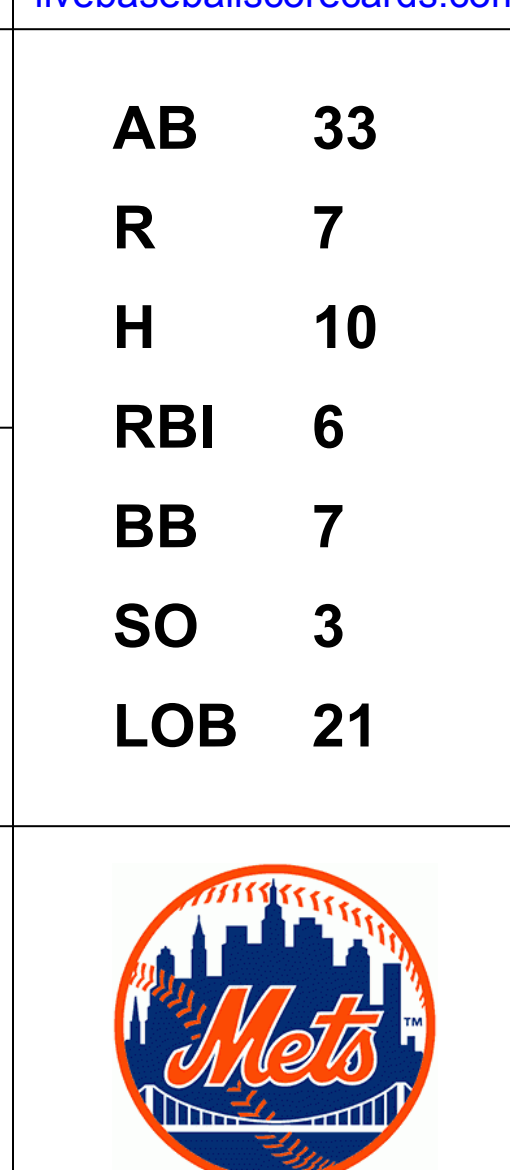


Batter	1	2	3	4	5	6	7	8	9	AB	R	H	RBI	BB	SO	LOB	TOP					
<b>Johnny Oates, L</b> OBP: 0.304, SLG: 0.365 (1, 2)										4	0	1	1	0	1	1	<b>Atlanta Braves @ New York Mets</b> Shea Stadium, Flushing, NY Mon May 07 1973, 7:05 PM EDT Att: 11,729 - Unknown					
<b>Davey Johnson, R</b> OBP: 0.374, SLG: 0.374 (1, 4)										3	0	0	0	1	1							
<b>Hank Aaron, R</b> OBP: 0.344, SLG: 0.545 (1, 7)										4	0	1	0	0	1							
<b>Darrell Evans, L</b> OBP: 0.354, SLG: 0.556 (1, 5)										2	0	1	0	2	2							
<b>Mike Lum, L</b> OBP: 0.333, SLG: 0.442 (1, 9)										3	0	0	0	0	1							
<b>Dusty Baker Jr., R</b> OBP: 0.358, SLG: 0.475 (1, 8)										4	1	1	1	0	1							
<b>Jack Pierce, L</b> (1, 3)										4	0	0	0	0	3							
<b>Marty Perez, R</b> OBP: 0.369, SLG: 0.408 (1, 6)										4	1	2	0	0	0							
<b>Pat Dobson, R</b> OBP: 0.083, SLG: 0.083 <b>Danny Frisella, L</b> (8, 1)										1	0	0	0	0	0							
<b>Phil Niekro, R</b> OBP: 0.333, SLG: 0.667 <b>Sonny Jackson, L</b> (9, FH) OBP: 0.194, SLG: 0.167										0	0	0	0	0	0							
<b>Inning Stats</b>	R: 0 E: 0 K: 3 S: 9	H: 0 LOB: 0 BB: 0 P: 9	R: 0 E: 0 K: 1 S: 5	H: 0 LOB: 1 BB: 1 P: 9	R: 0 E: 0 K: 0 S: 3	H: 1 LOB: 0 BB: 0 P: 3	R: 0 E: 0 K: 2 S: 8	H: 1 LOB: 2 BB: 1 P: 12	R: 0 E: 0 K: 1 S: 6	H: 1 LOB: 1 BB: 0 P: 6	R: 0 E: 0 K: 0 S: 4	H: 1 LOB: 1 BB: 0 P: 4	R: 2 E: 1 K: 0 S: 6	H: 2 LOB: 1 BB: 0 P: 6	R: 0 E: 0 K: 0 S: 3	H: 0 LOB: 0 BB: 1 P: 7	R: 0 E: 0 K: 1 S: 5	H: 0 LOB: 0 BB: 0 P: 5	1B: 4 2B: 1 3B: 0 HR: 1	SF: 0 SAC: 3 DP: 1 HBP: 0	WP: 0 PB: 0 SB: 0 CS: 0	PA: 36
<b>PITCHER</b> <b>Tom Seaver, R</b> ERA: 1.6 (1, 1)	IP: 9.0 WLS: W BF: 36 H: 6 R: 2 ER: 1 SO: 8 BB: 3 IBB: 0 HBP: 0 BLK: 0 WP: 0 HR: 1 S: 49 P: 61 ERA: 1.00 WHIP: 1.000															<b>PITCHER</b>						

AB	30
R	2
H	6
RBI	2
BB	3
SO	8
LOB	14



Batter	1	2	3	4	5	6	7	8	9	AB	R	H	RBI	BB	SO	LOB	BOTTOM	
<b>Ted Martinez, R</b> OBP: 0.286, SLG: 0.254 (1, 8)										4	1	1	0	1	0	3	<b>Atlanta Braves @ New York Mets</b> Shea Stadium, Flushing, NY Mon May 07 1973, 7:05 PM EDT Att: 11,729 - Unknown	
<b>Felix Milan, R</b> OBP: 0.270, SLG: 0.279 (1, 4)										5	0	3	2	0	0	2		
<b>Wayne Garrett, L</b> OBP: 0.339, SLG: 0.286 (1, 5)										4	1	1	0	1	0	3		
<b>Rusty Staub, L</b> OBP: 0.309, SLG: 0.340 (1, 9)										4	1	2	1	1	1			
<b>Ed Kranepool, L</b> OBP: 0.364, SLG: 0.425 (1, 3)										5	1	2	1	0	1			
<b>Jim Gosper, L</b> OBP: 0.400, SLG: 0.250 (1, 7)										3	1	0	0	1	0			
<b>Jerry Grote, R</b> OBP: 0.235, SLG: 0.250 (1, 2)										4	0	0	0	0	1			
<b>Bud Harrelson, S</b> OBP: 0.312, SLG: 0.244 (1, 6)										2	1	1	1	2	0			
<b>Tom Seaver, R</b> OBP: 0.188, SLG: 0.071 (1, 1)										2	1	0	1	1	0			
<b>Inning Stats</b>	R: 0 E: 0 K: 1 S: 6	H: 1 LOB: 1 BB: 0 P: 6	R: 0 E: 0 K: 1 S: 5	H: 0 LOB: 0 BB: 0 P: 5	R: 0 E: 0 K: 0 S: 4	H: 1 LOB: 1 BB: 0 P: 4	R: 0 E: 0 K: 0 S: 4	H: 1 LOB: 1 BB: 0 P: 4	R: 0 E: 0 K: 0 S: 4	H: 1 LOB: 1 BB: 0 P: 4	R: 0 E: 0 K: 0 S: 4	H: 1 LOB: 1 BB: 0 P: 4	R: 0 E: 0 K: 1 S: 9	H: 4 LOB: 3 BB: 5 P: 29	1B: 9 2B: 1 3B: 0 HR: 0	SF: 0 SAC: 1 DP: 0 HBP: 0		WP: 0 PB: 0 SB: 1 CS: 0
<b>PITCHER</b> <b>Pat Dobson, R</b> ERA: 4.61 <b>Danny Frisella, R</b> ERA: 6.35 <b>Phil Niekro, R</b> ERA: 4.3 (8, 1)	IP: 7.0 WLS: L BF: 31 H: 8 R: 3 ER: 3 SO: 2 BB: 2 IBB: 0 HBP: 0 BLK: 0 WP: 0 HR: 0 S: 33 P: 41 ERA: 3.86 WHIP: 1.429															<b>PITCHER</b>		





Batter	1	2	3	4	5	6	7	8	9	AB	R	H	RBI	BB	SO	LOB	TOP								
Oscar Brown, R OBP: 0.286, SLG: 0.281 (1, 9)	F7		1B		K		F3	F8		5	0	1	0	0	1	4									
Marty Perez, R OBP: 0.382, SLG: 0.427 (1, 6)	BB		5-3				1B	HR	2B	4	1	2	2	1	0	1									
Hank Aaron, R OBP: 0.347, SLG: 0.543 (1, 7)	L5			P6		P6	HR	2B	2B	4	2	1	0	1	0	2									
Davey Johnson, R OBP: 0.383, SLG: 0.437 (1, 4)	F7			HR		P9	HR	2B	2B	4	3	2	5	1	0	2									
Dusty Baker Jr., R OBP: 0.360, SLG: 0.490 (1, 8)		6-3		P4		1-3	1B	2B	BB	5	1	2	2	0	0	1									
Darrell Evans, L OBP: 0.356, SLG: 0.544 (1, 5)	K			6-3			F8	BB	BB	4	0	1	1	1	1	0									
Dick Dietz, R OBP: 0.474, SLG: 0.333 (7, PH)	F7				BB		BB		P6	1	1	0	0	2	0	0									
Mike Lum, L OBP: 0.322, SLG: 0.426 (7, 3)							F9			2	0	0	0	0	0	3									
Paul Casanova, R OBP: 0.071, SLG: 0.071 (7, PR)			P4			F9	1B	F9	F8	3	0	1	0	0	0	1									
Johnny Oates, L OBP: 0.296, SLG: 0.357 (7, 2)						1-2	2B	1B		2	1	0	0	0	0	2									
Ron Reed, R OBP: 0.118, SLG: 0.118 (7, PH)			6-3							2	0	0	0	0	0	1									
Rod Gilbreath, R OBP: 0.319, SLG: 0.328 (7, 1)					F2		1-2	HR	K	1	1	1	0	0	0	0									
Roric Harrison, R (7, 1)										1	0	0	0	0	1	0									
<b>Inning Stats</b>	R: 0 E: 0 K: 0 S: 3	H: 0 LOB: 1 BB: 1 P: 7	R: 0 E: 0 K: 1 S: 5	H: 0 LOB: 0 BB: 0 P: 5	R: 0 E: 0 K: 0 S: 4	H: 1 LOB: 1 BB: 0 P: 4	R: 1 E: 0 K: 0 S: 4	H: 1 LOB: 0 BB: 0 P: 4	R: 0 E: 0 K: 1 S: 5	H: 0 LOB: 1 BB: 1 P: 9	R: 0 E: 0 K: 0 S: 4	H: 1 LOB: 1 BB: 0 P: 4	R: 7 E: 0 K: 0 S: 9	H: 6 LOB: 1 BB: 2 P: 17	R: 0 E: 0 K: 1 S: 5	H: 0 LOB: 0 BB: 0 P: 5	R: 2 E: 0 K: 0 S: 5	H: 2 LOB: 2 BB: 2 P: 13	1B: 5 2B: 4 3B: 0 HR: 2	SF: 0 SAC: 0 DP: 0 HBP: 0	WP: 0 PB: 0 SB: 0 CS: 0	PA: 44			
<b>PITCHER</b>	IP	WLS	BF	H	R	ER	SO	BB	IBB	HBP	BLK	WP	HR	S	P	ERA	WHIP								
Jon Matlack, L ERA: 4.96 (1, 1)	6.2	L	29	6	6	6	2	3	0	0	0	0	1	30	42	8.10	1.350								
Phil Hennigan, R ERA: 4.96 (7, 1)	0.0		4	3	2	2	0	0	1	0	0	0	1	3	7	∞	∞								
Ray Sadecki, L ERA: 4.7 (7, 1)	1.1		4	0	0	0	1	0	0	0	0	0	0	6	6	0.00	0.000								
Tug McGraw, L ERA: 6.0 (9, 1)	1.0		7	2	2	2	0	2	0	0	0	0	0	5	13	18.00	4.000								

Atlanta Braves @ New York Mets  
Shea Stadium, Flushing, NY  
Tue May 08 1973, 7:05 PM EDT  
Att: 6,840 - Unknown

AB 38  
R 10  
H 11  
RBI 10  
BB 6  
SO 3  
LOB 17



Batter	1	2	3	4	5	6	7	8	9	AB	R	H	RBI	BB	SO	LOB	BOTTOM								
Ted Martinez, R OBP: 0.279, SLG: 0.250 (1, 8)	G3		2B		P4	K		5-3		5	1	1	0	0	1	1									
Felix Milan, R OBP: 0.284, SLG: 0.312 (1, 4)	6-3		1H		1B		2B	F9		5	2	3	1	0	0	0									
Wayne Garrett, L OBP: 0.344, SLG: 0.283 (1, 5)	F8		BB		1B		K		F7	4	1	1	0	1	1	1									
Rusty Staub, L OBP: 0.313, SLG: 0.337 (1, 9)		1-3	G3		E7		2B	F8		4	1	1	1	1	0	2									
Ed Kranepool, L OBP: 0.388, SLG: 0.455 (1, 3)				G3	1-3		4-3			4	1	2	1	1	0	1									
Jim Gosger, L OBP: 0.320, SLG: 0.190 (1, 7)	F8			4-3	P4		4-3		K	5	0	0	1	0	1	4									
Jerry Grote, R OBP: 0.255, SLG: 0.269 (1, 2)	6-3				BB		F8			4	0	2	1	0	0	1									
Bud Harrelson, S OBP: 0.320, SLG: 0.238 (1, 6)			2-3		1B		K			2	0	0	0	2	1	1									
Jon Matlack, L OBP: 0.417, SLG: 0.222 (7, 1)			4-3		1-3		SH1-4		F8	2	0	0	0	0	0	2									
Phil Hennigan, R OBP: 0.333, SLG: 0.333 (7, 1)										0	0	0	0	0	0	0									
Ray Sadecki, L (7, 1)										0	0	0	0	0	0	0									
Ken Boswell, L OBP: 0.250, SLG: 0.182 (8, PH)										1	0	0	0	0	0	0									
Tug McGraw, R (9, 1)										0	0	0	0	0	0	0									
<b>Inning Stats</b>	R: 0 E: 0 K: 0 S: 3	H: 0 LOB: 0 BB: 0 P: 3	R: 0 E: 0 K: 0 S: 4	H: 1 LOB: 1 BB: 0 P: 4	R: 1 E: 0 K: 0 S: 5	H: 2 LOB: 2 BB: 1 P: 9	R: 0 E: 0 K: 0 S: 4	H: 1 LOB: 2 BB: 1 P: 8	R: 2 E: 1 K: 0 S: 6	H: 3 LOB: 1 BB: 0 P: 6	R: 0 E: 0 K: 1 S: 5	H: 0 LOB: 1 BB: 1 P: 9	R: 3 E: 0 K: 2 S: 10	H: 3 LOB: 1 BB: 1 P: 14	R: 0 E: 0 K: 0 S: 3	H: 0 LOB: 0 BB: 0 P: 3	R: 0 E: 0 K: 1 S: 5	H: 0 LOB: 1 BB: 1 P: 9	1B: 7 2B: 3 3B: 0 HR: 0	SF: 0 SAC: 1 DP: 0 HBP: 0	WP: 0 PB: 0 SB: 0 CS: 0	PA: 42			
<b>PITCHER</b>	IP	WLS	BF	H	R	ER	SO	BB	IBB	HBP	BLK	WP	HR	S	P	ERA	WHIP								
Ron Reed, R ERA: 4.54 (1, 1)	6.0	W	28	7	3	2	1	3	0	0	0	0	0	27	39	3.00	1.667								
Roric Harrison, R ERA: 2.05 (7, 1)	3.0	S	14	3	3	3	3	2	0	0	0	0	0	18	26	9.00	1.667								

Atlanta Braves @ New York Mets  
Shea Stadium, Flushing, NY  
Tue May 08 1973, 7:05 PM EDT  
Att: 6,840 - Unknown

AB 36  
R 6  
H 10  
RBI 5  
BB 5  
SO 4  
LOB 13





Batter	1	2	3	4	5	6	7	8	9	AB	R	H	RBI	BB	SO	LOB	TOP			
Oscar Brown, R OBP: 0.308, SLG: 0.333 (1, 9)										4	0	2	0	0	0	0				
Marty Perez, R OBP: 0.376, SLG: 0.418 (1, 6)										4	0	1	0	0	0	1				
Hank Aaron, R OBP: 0.333, SLG: 0.518 (1, 7)										4	0	0	0	0	0	2				
Davey Johnson, R OBP: 0.379, SLG: 0.425 (1, 4)										3	0	0	0	1	3	0				
Dusty Baker Jr., R OBP: 0.364, SLG: 0.486 (1, 8)										3	1	1	0	1	1	1				
Darrell Evans, L OBP: 0.381, SLG: 0.547 (1, 5)										3	0	1	1	1	0	1				
Dick Dietz, R OBP: 0.391, SLG: 0.263 (1, 3)										4	0	0	0	0	0	4				
Paul Casanova, R OBP: 0.067, SLG: 0.067 Johnny Oates, L OBP: 0.302, SLG: 0.354 (1, 2) (4, 2)										1	0	0	0	0	1	0				
Carl Morton, R OBP: 0.222, SLG: 0.235 Phil Niekro, R OBP: 0.200, SLG: 0.400 Tom House, L (7, 1) Larvell Blanks, R OBP: 0.214, SLG: 0.214 Tom Kelley, R (8, 1)										0	0	0	0	0	0	0				
<b>Inning Stats</b>	R: 0 E: 0 K: 0 S: 3	H: 0 LOB: 0 BB: 0 P: 3	R: 0 E: 0 K: 1 S: 5	H: 0 LOB: 1 BB: 1 P: 9	R: 0 E: 0 K: 2 S: 7	H: 0 LOB: 0 BB: 0 P: 7	R: 0 E: 0 K: 1 S: 5	H: 0 LOB: 0 BB: 0 P: 5	R: 0 E: 0 K: 0 S: 3	H: 1 LOB: 1 BB: 0 P: 4	R: 1 E: 0 K: 1 S: 6	H: 1 LOB: 1 BB: 1 P: 10	R: 0 E: 0 K: 0 S: 5	H: 2 LOB: 2 BB: 0 P: 5	R: 0 E: 0 K: 1 S: 5	H: 1 LOB: 1 BB: 1 P: 9	1B: 3 2B: 2 3B: 0 HR: 0	SF: 0 SAC: 0 DP: 2 HBP: 1	WP: 0 PB: 0 SB: 1 CS: 0	PA: 34
<b>PITCHER</b> Jerry Kosman, L ERA: 1.79 (1, 1)	IP: 9.0 WLS: W BF: 34 H: 5 R: 1 ER: 1 SO: 6 BB: 3 IBB: 0 HBP: 1 BLK: 0 WP: 0 HR: 0 S: 42 P: 55 ERA: 1.00 WHIP: 0.889																			

Atlanta Braves @ New York Mets  
Shea Stadium, Flushing, NY  
Wed May 09 1973, 7:05 PM EDT  
Att: 8,125 - Unknown

AB 30  
R 1  
H 5  
RBI 1  
BB 3  
SO 6  
LOB 10



Batter	1	2	3	4	5	6	7	8	9	AB	R	H	RBI	BB	SO	LOB	BOTTOM			
Ted Martinez, R OBP: 0.260, SLG: 0.232 (1, 8)										5	0	0	1	0	0	4				
Felix Milten, R OBP: 0.288, SLG: 0.316 (1, 4)										5	1	2	1	0	0	1				
Wayne Garrett, L OBP: 0.353, SLG: 0.298 (1, 5)										4	1	2	0	0	0	1				
Rusty Staub, L OBP: 0.328, SLG: 0.370 (1, 9)										2	2	1	2	2	0	1				
Ed Kranepool, L OBP: 0.358, SLG: 0.417 (1, 3)										4	0	0	0	0	0	4				
Jim Gosger, L OBP: 0.345, SLG: 0.217 (1, 7)										2	2	1	1	1	1	0				
Jerry Grote, R OBP: 0.254, SLG: 0.268 (1, 2)										4	1	1	0	0	0	3				
Bud Harrelson, S OBP: 0.347, SLG: 0.264 (1, 6)										3	1	3	1	1	0	0				
Jerry Kosman, R OBP: 0.222, SLG: 0.176 (1, 1)										2	0	1	1	0	0	1				
<b>Inning Stats</b>	R: 1 E: 0 K: 0 S: 5	H: 2 LOB: 1 BB: 0 P: 5	R: 3 E: 0 K: 0 S: 7	H: 4 LOB: 1 BB: 0 P: 7	R: 1 E: 0 K: 1 S: 5	H: 0 LOB: 0 BB: 1 P: 9	R: 0 E: 0 K: 0 S: 3	H: 1 LOB: 0 BB: 0 P: 3	R: 1 E: 0 K: 0 S: 4	H: 1 LOB: 0 BB: 0 P: 4	R: 1 E: 0 K: 0 S: 4	H: 2 LOB: 1 BB: 1 P: 8	R: 1 E: 1 K: 0 S: 5	H: 1 LOB: 2 BB: 1 P: 9	R: 0 E: 0 K: 0 S: 3	H: 0 LOB: 1 BB: 1 P: 7	1B: 10 2B: 0 3B: 0 HR: 1	SF: 1 SAC: 2 DP: 2 HBP: 0	WP: 0 PB: 2 SB: 0 CS: 0	PA: 38
<b>PITCHER</b> Carl Morton, R ERA: 2.83 Phil Niekro, R ERA: 4.19 Tom House, L ERA: 3.52 Tom Kelley, R ERA: 2.84 (1, 1) (2, 1) (7, 1) (8, 1)	IP: 1.2 WLS: L BF: 11 H: 6 R: 4 ER: 4 SO: 4 BB: 0 IBB: 0 HBP: 0 BLK: 0 WP: 0 HR: 0 S: 11 P: 11 ERA: 21.60 WHIP: 3.600																			

Atlanta Braves @ New York Mets  
Shea Stadium, Flushing, NY  
Wed May 09 1973, 7:05 PM EDT  
Att: 8,125 - Unknown

AB 31  
R 8  
H 11  
RBI 7  
BB 4  
SO 1  
LOB 15





Batter	1	2	3	4	5	6	7	8	9	AB	R	H	RBI	BB	SO	LOB	TOP					
Wayne Garrett, L (1.5) OBP: 0.342, SLG: 0.279										4	1	0	0	1	1	6	<p><b>New York Mets @ Pittsburgh Pirates</b> Three Rivers Stadium, Pittsburgh, PA</p> <p>Fri May 11 1973, 7:05 PM EDT Att: 17,564 - Unknown</p> <p>livebaseballscores.com</p> <p>AB 34 R 4 H 9 RBI 3 BB 6 SO 7 LOB 24</p>					
Felix Milten, R (1.4) OBP: 0.294, SLG: 0.319										5	1	2	0	0	0	0						
Cleon Jones, R (1.7) OBP: 0.304, SLG: 0.415										4	1	1	0	0	0	3						
Rusty Staub, L (1.9) OBP: 0.333, SLG: 0.363										2	0	0	1	1	0	2						
Ted Martinez, R (7, PR) OBP: 0.257, SLG: 0.229										1	1	0	0	0	1	0						
Ed Kranepool, L (1.3) OBP: 0.351, SLG: 0.404										4	0	1	0	0	1	3						
Jim Gosger, L (1.8) OBP: 0.375, SLG: 0.269										3	0	2	1	0	0	1						
Jim Beauchamp, R (7, PH) OBP: 0.462, SLG: 0.364										0	0	0	0	1	0	0						
Duffy Dyer, R (7, 2) OBP: 0.200, SLG: 0.130										1	0	1	0	0	0	0						
Jerry Grote, R (1.2) OBP: 0.254, SLG: 0.254										3	0	0	0	0	1	3						
George Theodore, R (7, PR) OBP: 0.323, SLG: 0.379										1	0	1	0	0	0	0						
Bud Harrelson, S (1.6) OBP: 0.368, SLG: 0.270										2	0	1	1	3	1	0						
Harry Parker, R (1, 1) OBP: 0.182, SLG: 0.182										3	0	0	0	0	2	4						
Tug McGraw, R (7, 1)										1	0	0	0	0	0	2						
<b>Inning Stats</b>	R: 2 E: 1 K: 1 S: 7	H: 1 LOB: 1 BB: 1 P: 11	R: 0 E: 0 K: 3 S: 9	H: 0 LOB: 0 BB: 0 P: 9	R: 0 E: 0 K: 0 S: 4	H: 1 LOB: 2 BB: 2 P: 8	R: 0 E: 0 K: 0 S: 5	H: 2 LOB: 2 BB: 0 P: 5	R: 1 E: 1 K: 0 S: 4	H: 2 LOB: 2 BB: 1 P: 6	R: 0 E: 1 K: 0 S: 4	H: 1 LOB: 2 BB: 1 P: 8	R: 1 E: 0 K: 2 S: 7	H: 0 LOB: 3 BB: 2 P: 17	R: 0 E: 0 K: 1 S: 5	H: 0 LOB: 0 BB: 0 P: 5	R: 0 E: 0 K: 0 S: 4	H: 2 LOB: 2 BB: 1 P: 8	1B: 9 2B: 0 3B: 0 HR: 0	SF: 0 SAC: 2 DP: 0 HBP: 3	WP: 0 PB: 0 SB: 0 CS: 1	PA: 45
<b>PITCHER</b>	IP WLS BF H R ER SO BB IBB HBP BLK WP HR S P ERA WHIP																					
Dock Ellis, R (1, 1) ERA: 3.48	6.0 L 30 7 3 1 4 3 0 1 0 0 0 0 34 47 1.50 1.667																					
Ramon Hernandez, L (7, 1) ERA: 6.75	2.0 10 0 1 1 3 1 1 2 0 0 0 0 12 22 4.50 0.500																					
Dave Giusti, R (9, 1) ERA: 1.76	1.0 5 2 0 0 0 1 0 0 0 0 0 0 4 8 0.00 3.000																					

Batter	1	2	3	4	5	6	7	8	9	AB	R	H	RBI	BB	SO	LOB	BOTTOM			
Vic Davallilo, L (1, 3) OBP: 0.182, SLG: 0.318										5	0	1	0	0	1	3	<p><b>New York Mets @ Pittsburgh Pirates</b> Three Rivers Stadium, Pittsburgh, PA</p> <p>Fri May 11 1973, 7:05 PM EDT Att: 17,564 - Unknown</p> <p>livebaseballscores.com</p> <p>AB 37 R 3 H 10 RBI 3 BB 5 SO 6 LOB 21</p>			
Manny Sanguillen, R (1, 9) OBP: 0.351, SLG: 0.527										5	1	1	0	0	0	1				
Al Oliver, L (1, 8) OBP: 0.349, SLG: 0.618										5	2	3	1	0	1	1				
Willie Stargell, L (1, 7) OBP: 0.450, SLG: 0.747										4	0	2	1	1	2	1				
Jackie Hernandez, R (9, PR)										0	0	0	0	0	0	0				
Richie Hebner, L (1, 5) OBP: 0.407, SLG: 0.483										2	0	1	1	3	0	2				
Milt May, L (1, 2) OBP: 0.347, SLG: 0.419										5	0	1	0	0	0	8				
Rennie Stennett, R (1, 4) OBP: 0.235, SLG: 0.405										4	0	1	0	0	0	1				
Gene Alley, R (1, 6) OBP: 0.306, SLG: 0.364										4	0	0	0	0	1	3				
Dock Ellis, S (1, 1) OBP: 0.105, SLG: 0.056										1	0	0	0	1	1	0				
Gene Clines, R (6, PH) OBP: 0.351, SLG: 0.421										1	0	0	0	0	0	1				
Ramon Hernandez, S (7, 1) OBP: 0.125, SLG: 0.125										0	0	0	0	0	0	0				
Fernando Gonzalez, R (8, PH) OBP: 0.125, SLG: 0.125										0	0	0	0	0	0	0				
Dave Giusti, R (9, 1) OBP: 1.000, SLG: 1.000										0	0	0	0	0	0	0				
<b>Inning Stats</b>	R: 1 E: 0 K: 1 S: 6	H: 1 LOB: 3 BB: 2 P: 14	R: 0 E: 0 K: 1 S: 7	H: 1 LOB: 1 BB: 0 P: 7	R: 0 E: 0 K: 1 S: 5	H: 0 LOB: 0 BB: 0 P: 5	R: 0 E: 0 K: 1 S: 6	H: 1 LOB: 2 BB: 1 P: 10	R: 0 E: 0 K: 0 S: 4	H: 1 LOB: 1 BB: 0 P: 4	R: 1 E: 0 K: 0 S: 5	H: 3 LOB: 2 BB: 1 P: 9	R: 0 E: 0 K: 0 S: 3	H: 0 LOB: 0 BB: 0 P: 3	R: 0 E: 1 K: 1 S: 7	H: 1 LOB: 3 BB: 1 P: 11	1B: 5 2B: 4 3B: 0 HR: 1	SF: 0 SAC: 0 DP: 1 HBP: 0	WP: 0 PB: 0 SB: 1 CS: 0	PA: 42
<b>PITCHER</b>	IP WLS BF H R ER SO BB IBB HBP BLK WP HR S P ERA WHIP																			
Harry Parker, R (1, 1) ERA: 2.3	6.1 W 31 9 3 3 5 3 0 0 0 0 0 0 38 50 4.26 1.895																			
Tug McGraw, L (7, 1) ERA: 5.09	2.2 S 11 1 0 0 1 0 2 0 0 0 0 0 11 19 0.00 0.375																			



Batter	1	2	3	4	5	6	7	8	9	AB R H RBI BB SO LOB	TOP									
Wayne Garrett, L (1.5) OBP: 0.359, SLG: 0.338										4 2 2 1 1 0 0	<b>New York Mets @ Pittsburgh Pirates</b> Three Rivers Stadium, Pittsburgh, PA Sat May 12 1973, 3:33 AM EDT Att: 13,058 - Unknown									
Felix Milten, R (1.4) OBP: 0.305, SLG: 0.331										5 1 3 0 0 0 0										
Cleon Jones, R (1.7) OBP: 0.314, SLG: 0.435										5 2 2 1 0 0 4										
Rusty Staub, L (1.9) OBP: 0.328, SLG: 0.355										5 1 1 0 0 1 1										
Ed Kranepool, L (1.3) OBP: 0.371, SLG: 0.421										5 0 3 1 0 0 1										
Jim Gosger, L (1.8) OBP: 0.351, SLG: 0.290										5 0 1 1 0 2 2										
Duffy Dyer, R (1.2) OBP: 0.218, SLG: 0.140										4 0 1 0 0 1 3										
Bud Harrelson, S (1.6) OBP: 0.355, SLG: 0.258										4 0 0 0 0 1 6										
Tom Seaver, R (1.1) OBP: 0.150, SLG: 0.056										4 0 0 0 0 2 2										
<b>Inning Stats</b>	R: 1 E: 0 K: 1 S: 6	H: 2 LOB: 0 BB: 0 P: 6	R: 0 E: 0 K: 0 S: 3	H: 0 LOB: 0 BB: 0 P: 3	R: 0 E: 0 K: 0 S: 4	H: 1 LOB: 2 BB: 1 P: 8	R: 0 E: 0 K: 2 S: 8	H: 1 LOB: 2 BB: 0 P: 9	R: 0 E: 0 K: 1 S: 7	H: 2 LOB: 2 BB: 0 P: 7		R: 0 E: 0 K: 1 S: 5	H: 0 LOB: 0 BB: 0 P: 5	R: 2 E: 0 K: 1 S: 9	H: 4 LOB: 2 BB: 0 P: 9	R: 3 E: 2 K: 1 S: 9	H: 2 LOB: 1 BB: 0 P: 9	1B: 10 2B: 2 3B: 0 HR: 1	SF: 0 SAC: 0 DP: 1 HBP: 1	WP: 0 PB: 0 SB: 0 CS: 0
<b>PITCHER</b>	IP WLS BF H R ER SO BB IBB HBP BLK WP HR S P ERA WHIP											<b>PITCHER</b>	IP WLS BF H R ER SO BB IBB HBP BLK WP HR S P ERA WHIP							
Bob Moose, R (1.1) ERA: 3.92	7.0 L 33 11 3 3 5 1 0 1 0 0 0 41 46 3.86 1.714																			
Jim Rooker, L (8.1) ERA: 1.2	1.0 3 0 0 0 1 0 0 0 0 0 0 5 5 0.00 0.000																			
Dave Giusti, R (9.1) ERA: 2.2	1.0 7 2 3 1 1 0 0 0 0 0 0 1 9 9 9.00 2.000																			
<b>Batter</b>	<b>1</b>	<b>2</b>	<b>3</b>	<b>4</b>	<b>5</b>	<b>6</b>	<b>7</b>	<b>8</b>	<b>9</b>	<b>AB R H RBI BB SO LOB</b>	<b>BOTTOM</b>									
Vic Davallo, L (1.3) OBP: 0.192, SLG: 0.280										3 0 0 0 1 0 1	<b>New York Mets @ Pittsburgh Pirates</b> Three Rivers Stadium, Pittsburgh, PA Sat May 12 1973, 3:33 AM EDT Att: 13,058 - Unknown									
Manny Sanguillen, R (1.9) OBP: 0.342, SLG: 0.509										4 0 0 0 0 0 1										
Al Oliver, L (1.8) OBP: 0.336, SLG: 0.594										4 0 0 0 0 0 0										
Willie Stargell, L (1.7) OBP: 0.427, SLG: 0.756										3 0 1 0 0 1 0										
Richie Hebner, L (1.5) OBP: 0.396, SLG: 0.467										3 0 0 0 0 0 1										
Milt May, L (1.2) OBP: 0.337, SLG: 0.406										3 0 0 0 0 0 1										
Rennie Stennett, R (1.4) OBP: 0.227, SLG: 0.390										3 0 0 0 0 1 0										
Gene Alley, R (1.6) OBP: 0.292, SLG: 0.345										3 0 0 0 0 0 0										
Bob Moose, R (1.1) OBP: 0.235, SLG: 0.188										2 0 1 0 0 1 0										
Jim Rooker, R (8.1) OBP: 0.364, SLG: 0.400										0 0 0 0 0 0 0										
Dave Giusti, R (9.1) OBP: 1.000, SLG: 1.000										1 0 0 0 0 0 0										
<b>Inning Stats</b>	R: 0 E: 0 K: 0 S: 3	H: 0 LOB: 0 BB: 0 P: 3	R: 0 E: 0 K: 0 S: 3	H: 0 LOB: 0 BB: 0 P: 3	R: 0 E: 0 K: 0 S: 4	H: 1 LOB: 1 BB: 0 P: 4	R: 0 E: 0 K: 1 S: 5	H: 0 LOB: 0 BB: 0 P: 5	R: 0 E: 0 K: 1 S: 5	H: 0 LOB: 1 BB: 1 P: 9	R: 0 E: 0 K: 0 S: 4	H: 1 LOB: 1 BB: 0 P: 4	R: 0 E: 0 K: 1 S: 5	H: 0 LOB: 0 BB: 0 P: 5	R: 0 E: 0 K: 0 S: 3	H: 0 LOB: 0 BB: 0 P: 3	1B: 1 2B: 0 3B: 1 HR: 0	SF: 0 SAC: 0 DP: 0 HBP: 0	WP: 0 PB: 0 SB: 0 CS: 0	PA: 30
<b>PITCHER</b>	IP WLS BF H R ER SO BB IBB HBP BLK WP HR S P ERA WHIP											<b>PITCHER</b>	IP WLS BF H R ER SO BB IBB HBP BLK WP HR S P ERA WHIP							
Tom Seaver, R (1.1) ERA: 1.38	9.0 W 30 2 0 0 3 1 0 0 0 0 0 35 39 0.00 0.333																			

AB	41
R	6
H	13
RBI	4
BB	1
SO	7
LOB	19



AB	29
R	0
H	2
RBI	0
BB	1
SO	3
LOB	4





Batter	1	2	3	4	5	6	7	8	9	AB	R	H	RBI	BB	SO	LOB	TOP								
Ted Martinez, R (1.4) OBP: 0.278, SLG: 0.243	0-0 FC5-4 1B		0-3 K		4-0 1B FC6-4 BB		0-0 1B		0-0 4-3	4	1	2	0	1	1	1									
Jim Fregosi, R (1.5) OBP: 0.346, SLG: 0.273	0-0 FC5-4			4-0 E 1B BB	0-0 FC6-4 1B		0-0 F7		0-0 F7	3	1	1	1	1	0	2									
Wayne Garrett, L (8.5) OBP: 0.354, SLG: 0.333	1-2 FC5-4 G4-6-3			1-3 1B BB	1-3 2-H 1B					1	0	0	0	0	0	0									
Cleon Jones, R (1.8) OBP: 0.309, SLG: 0.420	0-0 G4-6-3			0-0 E4 1B	0-0 FC6-4 2B 1B		0-0 FC6 1B			4	2	1	1	0	0	3									
Rusty Staub, L (1.9) OBP: 0.326, SLG: 0.360		0-0 3-1		0-3 K	0-0 1B 2B		0-3 K			4	1	1	0	0	2	4									
Jim Beauchamp, R (1.3) OBP: 0.471, SLG: 0.400		0-0 4-3		0-0 1B	0-0 1B		0-0 FC6			4	0	2	4	0	0	2									
Ed Kranepool, L (8.3) OBP: 0.371, SLG: 0.421				2-H 3-H 1B	2-H 3-H 1B		1-2 1B			0	0	0	0	0	0	0									
George Theodore, R (1.7) OBP: 0.314, SLG: 0.364		0-0 6-3		0-0 FC6-4 1B	0-0 F9			0-3 K		4	0	1	0	0	1	1									
Jim Gosger, L (8.7) OBP: 0.351, SLG: 0.290										0	0	0	0	0	0	0									
Duffy Dyer, R (1.2) OBP: 0.203, SLG: 0.130			0-0 4-3	0-0 FC6-4		0-3 K		0-0 F7		4	0	0	0	0	1	1									
Bud Harrelson, S (1.6) OBP: 0.351, SLG: 0.250			4-0 SH1-4 BB		0-0 6-3	0-3 K		0-0 F9		3	0	0	0	1	1	0									
Jim McAndrew, R (1.1) OBP: 0.417, SLG: 0.250			0-0 SH1-4		4-0 BB 1B BB	0-3 K			0-0 6-3	1	1	0	0	1	1	0									
Tug McGraw, R (7.1)										1	0	0	0	0	0	0									
<b>Inning Stats</b>	R: 0 E: 0 K: 0 S: 3	H: 1 LOB: 0 BB: 0 P: 3	R: 0 E: 0 K: 0 S: 3	H: 0 LOB: 0 BB: 0 P: 3	R: 0 E: 0 K: 1 S: 5	H: 0 LOB: 1 BB: 1 P: 9	R: 2 E: 1 K: 1 S: 7	H: 2 LOB: 1 BB: 1 P: 11	R: 4 E: 0 K: 0 S: 6	H: 3 LOB: 1 BB: 2 P: 14	R: 0 E: 0 K: 3 S: 9	H: 0 LOB: 0 BB: 0 P: 9	R: 0 E: 0 K: 1 S: 7	H: 2 LOB: 2 BB: 0 P: 7	R: 0 E: 0 K: 1 S: 5	H: 0 LOB: 0 BB: 0 P: 5	R: 0 E: 0 K: 0 S: 3	H: 0 LOB: 0 BB: 0 P: 3	1B: 7 2B: 1 3B: 0 HR: 0	SF: 0 SAC: 1 DP: 1 HBP: 0	WP: 0 PB: 0 SB: 0 CS: 0	PA: 38			
<b>PITCHER</b>	IP	WLS	BF	H	R	ER	SO	BB	IBB	HBP	BLK	WP	HR	S	P	ERA	WHIP								
Luke Walker, L (1.1) ERA: 3.86	4.2	L	22	5	6	5	2	4	0	0	0	0	0	22	38	9.64	1.929								
Jim McKee, R (5.1) ERA: 11.42	0.1		2	1	0	0	0	0	0	0	0	0	0	2	2	0.00	3.000								
Bob Johnson, R (6.1) ERA: 2.51	2.0		8	2	0	0	4	0	0	0	0	0	0	16	16	0.00	1.000								
Ramon Hernandez, L (8.1) ERA: 6.1	1.0		3	0	0	0	1	0	0	0	0	0	0	5	5	0.00	0.000								
Dave Giusti, R (9.1) ERA: 2.09	1.0		3	0	0	0	0	0	0	0	0	0	0	3	3	0.00	0.000								

**New York Mets @ Pittsburgh Pirates**  
 Three Rivers Stadium, Pittsburgh, PA  
 Sun May 13 1973, 3:33 AM EDT  
 Att: 14,310 - Unknown



AB 33  
 R 6  
 H 8  
 RBI 6  
 BB 4  
 SO 7  
 LOB 14

Batter	1	2	3	4	5	6	7	8	9	AB	R	H	RBI	BB	SO	LOB	BOTTOM								
Rennie Stennett, R (1.4) OBP: 0.237, SLG: 0.388	0-3 K		4-0 BB		0-0 1B		0-0 SF8	0-0 P2-6		3	0	1	1	1	1	2									
Manny Sanguillen, R (1.9) OBP: 0.306, SLG: 0.496	0-0 1B		0-0 L7		0-0 F8		0-0 F7	0-0 F7		5	0	1	0	0	0	4									
Al Oliver, L (1.8) OBP: 0.339, SLG: 0.586	0-0 E 1-3 1B		0-0 G3		0-0 L5		0-0 1B 1B		0-0 F9	5	1	2	0	0	0	2									
Willie Stargell, L (1.7) OBP: 0.426, SLG: 0.734	4-0 FC4-6 1-3 BB			0-0 1-6-3		0-3 K	0-0 1B 1B		0-0 3-1	4	0	1	1	1	1	0									
Richie Hebner, L (1.5) OBP: 0.388, SLG: 0.454	0-0 FC4-6 1-2 1B			0-3 K		0-0 F7	0-0 1B 1B		0-3 K	5	0	1	1	0	2	2									
Bob Robertson, R (1.3) OBP: 0.426, SLG: 0.565		0-0 P6		0-0 BB 1B		0-0 2B	0-0 P4			4	0	2	0	0	0	2									
Milt May, L (1.2) OBP: 0.343, SLG: 0.404		0-0 6-3		4-0 BB		0-0 4-3		0-0 1B 1B		3	0	1	0	1	0	1									
Jackie Hernandez, R (8. PR)										0	1	0	0	0	0	0									
Jerry McNertney, R (9.2)				1-2 BB				0-0 1B 1B		0	0	0	0	0	0	0									
Gene Alley, R (1.6) OBP: 0.304, SLG: 0.355		0-0 6-3		0-3 K				0-0 1B SF8 1B	0-0 P2-6 1B	4	1	2	0	0	1	2									
Luke Walker, L (1.1) OBP: 0.203, SLG: 0.200			0-3 K		0-0 F9			0-0 1B 1B	0-0 1B	1	0	0	0	0	1	0									
Jim McKee, R (5.1) ERA: 11.42										0	0	0	0	0	0	0									
Vic Davalillo, L (5. PR)										0	0	0	0	0	0	0									
Bob Johnson, R (6.1) ERA: 2.51										0	0	0	0	0	0	0									
Gene Clines, R (7. PR)										0	1	1	0	0	0	0									
Ramon Hernandez, S (8.1) OBP: 0.351, SLG: 0.420										0	0	0	0	0	0	0									
Fernando Gonzalez, R (8. PR)										0	1	1	0	0	0	0									
Dave Giusti, R (9.1) OBP: 1.000, SLG: 1.000										0	0	0	0	0	0	0									
<b>Inning Stats</b>	R: 0 E: 1 K: 1 S: 6	H: 2 LOB: 2 BB: 1 P: 10	R: 0 E: 0 K: 0 S: 3	H: 0 LOB: 0 BB: 0 P: 3	R: 0 E: 0 K: 1 S: 5	H: 0 LOB: 1 BB: 1 P: 9	R: 0 E: 0 K: 2 S: 8	H: 1 LOB: 2 BB: 1 P: 12	R: 0 E: 0 K: 0 S: 4	H: 1 LOB: 1 BB: 0 P: 4	R: 0 E: 0 K: 1 S: 6	H: 1 LOB: 1 BB: 0 P: 6	R: 3 E: 0 K: 0 S: 8	H: 5 LOB: 2 BB: 0 P: 8	R: 1 E: 0 K: 0 S: 5	H: 3 LOB: 1 BB: 0 P: 5	R: 0 E: 0 K: 1 S: 5	H: 0 LOB: 0 BB: 0 P: 5	1B: 12 2B: 2 3B: 0 HR: 0	SF: 1 SAC: 0 DP: 1 HBP: 0	WP: 0 PB: 0 SB: 0 CS: 0	PA: 41			
<b>PITCHER</b>	IP	WLS	BF	H	R	ER	SO	BB	IBB	HBP	BLK	WP	HR	S	P	ERA	WHIP								
Jim McAndrew, R (1.1) ERA: 4.73	6.2	W	32	10	3	3	5	3	0	0	0	0	0	39	51	4.05	1.950								
Tug McGraw, L (7.1) ERA: 4.95	2.1	S	9	3	1	1	1	0	0	0	0	0	0	11	11	3.86	1.286								

**New York Mets @ Pittsburgh Pirates**  
 Three Rivers Stadium, Pittsburgh, PA  
 Sun May 13 1973, 3:33 AM EDT  
 Att: 14,310 - Unknown



AB 37  
 R 4  
 H 13  
 RBI 4  
 BB 3  
 SO 6  
 LOB 15











Batter	1	2	3	4	5	6	7	8	9	AB	R	H	RBI	BB	SO	LOB	TOP					
Dave Cash, R OBP: 0.376, SLG: 0.436 (1, 4)										4	1	1	0	0	1	1	<b>Pittsburgh Pirates @ New York Mets</b> Shea Stadium, Flushing, NY Fri May 18 1973, 7:05 PM EDT Att: 34,565 - Unknown					
Richie Hebner, L OBP: 0.373, SLG: 0.420 (1, 5)										3	0	2	1	1	0	0						
Manny Sanguillen, R OBP: 0.339, SLG: 0.497 (1, 9)										4	0	0	1	0	1	3						
Willie Stargell, L OBP: 0.394, SLG: 0.649 Dave Giusti, R OBP: 1.000, SLG: 1.000 (8, 1)										4	0	0	0	0	0	4						
Al Oliver, L OBP: 0.328, SLG: 0.535 (1, 8)										4	0	0	0	0	1	1						
Bob Robertson, R OBP: 0.403, SLG: 0.541 (1, 3)										4	1	2	1	0	1	0						
Milt May, L OBP: 0.360, SLG: 0.409 (1, 2)										4	0	1	0	0	0	1						
Gene Alley, R OBP: 0.287, SLG: 0.375 Vic Davallilo, L OBP: 0.167, SLG: 0.241 (9, PH)										3	0	0	0	0	1	1						
Luke Walker, L OBP: 0.167, SLG: 0.167 (5, PH) Richie Zisk, R OBP: 0.227, SLG: 0.333 Bob Johnson, L (5, 1) Gene Clines, R OBP: 0.355, SLG: 0.379 (8, 7)										1	0	0	0	0	1	0						
<b>Inning Stats</b>	R: 1 E: 0 K: 0 S: 5	H: 2 LOB: 1 BB: 0 P: 5	R: 0 E: 0 K: 0 S: 3	H: 1 LOB: 0 BB: 0 P: 3	R: 0 E: 0 K: 2 S: 8	H: 0 LOB: 2 BB: 1 P: 12	R: 0 E: 0 K: 1 S: 5	H: 0 LOB: 0 BB: 0 P: 5	R: 0 E: 0 K: 2 S: 7	H: 0 LOB: 0 BB: 0 P: 7	R: 0 E: 0 K: 0 S: 3	H: 0 LOB: 0 BB: 0 P: 3	R: 1 E: 0 K: 1 S: 6	H: 1 LOB: 0 BB: 0 P: 6	R: 1 E: 0 K: 1 S: 7	H: 2 LOB: 1 BB: 0 P: 7		R: 0 E: 0 K: 0 S: 4	H: 1 LOB: 1 BB: 0 P: 4	1B: 5 2B: 1 3B: 0 HR: 1	SF: 0 SAC: 0 DP: 1 HBP: 0	WP: 0 PB: 1 SB: 0 CS: 0
<b>PITCHER</b> Tom Seaver, R ERA: 1.57 (1, 1)	IP: 9.0 WLS: W BF: 35 H: 7 R: 3 ER: 3 SO: 7 BB: 1 IBB: 0 HBP: 0 BLK: 0 WP: 0 HR: 1 S: 48 P: 52 ERA: 3.00 WHIP: 0.889															<b>PITCHER</b>						

Batter	1	2	3	4	5	6	7	8	9	AB	R	H	RBI	BB	SO	LOB	BOTTOM			
Wayne Garrett, L OBP: 0.376, SLG: 0.443 (1, 4)										4	1	2	3	1	0	0	<b>Pittsburgh Pirates @ New York Mets</b> Shea Stadium, Flushing, NY Fri May 18 1973, 7:05 PM EDT Att: 34,565 - Unknown			
Ted Martinez, R OBP: 0.273, SLG: 0.232 (1, 8)										4	1	1	0	0	0	3				
Jim Fregosi, R OBP: 0.339, SLG: 0.255 (1, 5)										3	0	0	0	1	1	4				
Rusty Staub, L OBP: 0.331, SLG: 0.371 (1, 9)										4	0	2	1	0	0	1				
Jim Beauchamp, R OBP: 0.450, SLG: 0.353 Ed Kranepool, L OBP: 0.347, SLG: 0.388 (7, PH) (8, 3)										2	0	0	0	1	1	2				
George Theodore, R OBP: 0.318, SLG: 0.341 Jim Gosger, L OBP: 0.326, SLG: 0.275 (8, 7)										4	0	1	0	0	2	4				
Duffy Dyer, R OBP: 0.181, SLG: 0.119 (1, 2)										4	0	1	0	0	0	2				
Bud Harrelson, S OBP: 0.349, SLG: 0.259 (1, 6)										4	1	1	0	0	0	1				
Tom Seaver, R OBP: 0.167, SLG: 0.091 (1, 1)										4	1	1	0	0	2	2				
<b>Inning Stats</b>	R: 0 E: 0 K: 1 S: 5	H: 0 LOB: 0 BB: 0 P: 5	R: 0 E: 0 K: 1 S: 6	H: 1 LOB: 1 BB: 0 P: 6	R: 3 E: 0 K: 1 S: 9	H: 4 LOB: 2 BB: 1 P: 13	R: 1 E: 0 K: 0 S: 5	H: 2 LOB: 1 BB: 0 P: 5	R: 0 E: 0 K: 1 S: 5	H: 0 LOB: 1 BB: 1 P: 9	R: 0 E: 0 K: 1 S: 7	H: 1 LOB: 3 BB: 1 P: 11	R: 0 E: 0 K: 0 S: 4	H: 1 LOB: 1 BB: 0 P: 4	R: 0 E: 0 K: 1 S: 5	H: 0 LOB: 0 BB: 0 P: 5		1B: 8 2B: 0 3B: 0 HR: 1	SF: 0 SAC: 0 DP: 0 HBP: 0	WP: 0 PB: 0 SB: 1 CS: 0
<b>PITCHER</b> Luke Walker, L ERA: 4.68 Bob Johnson, R ERA: 2.55 Dave Giusti, R ERA: 1.86 (5, 1) (8, 1)	IP: 4.0 WLS: L BF: 20 H: 7 R: 4 ER: 4 SO: 3 BB: 1 IBB: 0 HBP: 0 BLK: 0 WP: 0 HR: 1 S: 25 P: 29 ERA: 9.00 WHIP: 2.000															<b>PITCHER</b>				




Batter	1	2	3	4	5	6	7	8	9	10	AB	R	H	RBI	BB	SO	LOB	TOP							
Gene Clines, R OBP: 0.343, SLG: 0.364 (1, 8)	K		L6-4-3		F9		F9			SH1-4	4	0	1	0	0	1	1								
Dave Cash, R OBP: 0.388, SLG: 0.443 (1, 4)	K		1B		1B		G4-6-3			FC1-5 1B WP HR	5	1	3	0	0	1	1								
Manny Sanguillen, R OBP: 0.340, SLG: 0.493 (1, 9)	K		1B		F9		G4-6-3			HR	5	1	2	0	0	1	2								
Willie Stargell, L OBP: 0.394, SLG: 0.664 (1, 7)			L6				K			HR	5	1	2	3	0	2	2								
Bob Robertson, R OBP: 0.418, SLG: 0.574 (1, 3)			1B		CS		F2			HR	4	1	3	1	1	0	0								
Richie Hebner, L OBP: 0.367, SLG: 0.410 (1, 5)	K		F3		F3		FC6-4			4-3	5	0	1	0	0	1	4								
Gene Alley, R OBP: 0.289, SLG: 0.366 Ramon Hernandez, S (6, 1)	F9				FC6-4		FC6-4			F7	2	0	0	0	1	0	3								
Al Oliver, L OBP: 0.326, SLG: 0.531 (9, PH)					BB						0	0	0	0	0	0	0								
Dave Giusti, R OBP: 1.000, SLG: 1.000 (9, 1)					BB						1	0	0	0	0	0	0								
Milt May, L OBP: 0.349, SLG: 0.395 (1, 2)	K				G3		G3			4-3	4	0	0	0	0	1	3								
Nelson Briles, R OBP: 0.222, SLG: 0.278 Rennie Stennett, R OBP: 0.247, SLG: 0.386 (6, 6)			L6-4-3		P6		6-3			FC1-5 SH1-4	2	0	1	0	0	0	0								
			1B							1B	2	0	1	0	0	0	0								
<b>Inning Stats</b>	R: 0 E: 0 K: 3 S: 9	H: 0 LOB: 0 BB: 0 P: 9	R: 0 E: 0 K: 2 S: 9	H: 2 LOB: 2 BB: 0 P: 9	R: 0 E: 0 K: 0 S: 5	H: 3 LOB: 2 BB: 0 P: 5	R: 0 E: 0 K: 0 S: 3	H: 1 LOB: 1 BB: 1 P: 7	R: 0 E: 0 K: 1 S: 6	H: 2 LOB: 1 BB: 0 P: 6	R: 0 E: 0 K: 0 S: 3	H: 0 LOB: 0 BB: 0 P: 3	R: 0 E: 0 K: 1 S: 5	H: 1 LOB: 0 BB: 0 P: 5	R: 1 E: 0 K: 0 S: 4	H: 1 LOB: 0 BB: 0 P: 4	R: 3 E: 0 K: 0 S: 6	H: 3 LOB: 1 BB: 1 P: 10	1B: 12 2B: 0 3B: 0 HR: 2	SF: 0 SAC: 1 DP: 2 HBP: 0	WP: 1 PB: 0 SB: 0 CS: 2	PA: 42			
<b>PITCHER</b>	IP	WLS	BF	H	R	ER	SO	BB	IBB	HBP	BLK	WP	HR	S	P	ERA	WHIP								
Jon Matlack, L ERA: 4.38 (1, 1)	6.0		25	9	0	0	6	1	0	0	0	1	2	18	22	9.00	1.667								
Tug McGraw, L ERA: 5.19 (7, 1)	4.0	L	17	5	4	4	1	1	0	0	0	1	2	18	22	9.00	1.500								

**Pittsburgh Pirates @ New York Mets**  
Shea Stadium, Flushing, NY  
Sat May 19 1973, 3:33 AM EDT  
Att: 32,622 - Unknown

livebaseballscorecards.com

AB 39  
R 4  
H 14  
RBI 4  
BB 2  
SO 7  
LOB 16




Batter	1	2	3	4	5	6	7	8	9	10	AB	R	H	RBI	BB	SO	LOB	BOTTOM							
Wayne Garrett, L OBP: 0.388, SLG: 0.439 (1, 4)	F7		F9-3		IBB		4-3			IBB	3	0	1	0	2	0	0								
Jim Fregosi, R OBP: 0.311, SLG: 0.231 (1, 5)	1-3		F9-3		F3		F7			K	5	0	0	0	0	1	6								
George Theodore, R OBP: 0.288, SLG: 0.304 (1, 7)	6-3				4-3		5-3			5-3	5	0	0	0	0	0	0								
Rusty Staub, L OBP: 0.333, SLG: 0.391 (1, 9)			F7		G1-6-3		HR			F9	4	1	1	1	1	0	0								
Ed Kranepool, L OBP: 0.351, SLG: 0.403 (1, 3)			6-3		G1-6-3		1B			F2	5	0	2	0	0	0	1								
Jim Coscar, L OBP: 0.333, SLG: 0.289 (1, 8)			1B		G3		1B			K	5	0	2	0	0	1	1								
Duffy Dyer, R OBP: 0.197, SLG: 0.141 (1, 2)			1B		SH2-4		P4			6-3	4	0	2	0	0	2									
Bud Harrelson, S OBP: 0.362, SLG: 0.264 (1, 6)			5-3		SH2-4		1B			SH1-4	2	0	1	0	2	0	2								
Jon Matlack, L OBP: 0.385, SLG: 0.200 John Miner, R OBP: 0.459, SLG: 0.611 Tug McGraw, R (7, 1)			K		SH2-4		K			SH1-4	1	0	0	0	0	1	0								
											1	0	0	0	0	1	3								
											0	0	0	0	0	0	0								
<b>Inning Stats</b>	R: 0 E: 0 K: 0 S: 3	H: 0 LOB: 0 BB: 0 P: 3	R: 0 E: 0 K: 0 S: 5	H: 2 LOB: 2 BB: 0 P: 5	R: 0 E: 0 K: 1 S: 5	H: 1 LOB: 0 BB: 0 P: 5	R: 0 E: 0 K: 0 S: 2	H: 0 LOB: 0 BB: 1 P: 6	R: 0 E: 0 K: 0 S: 5	H: 2 LOB: 3 BB: 1 P: 9	R: 1 E: 0 K: 1 S: 8	H: 3 LOB: 3 BB: 1 P: 12	R: 0 E: 0 K: 0 S: 3	H: 0 LOB: 0 BB: 0 P: 3	R: 0 E: 0 K: 1 S: 5	H: 0 LOB: 2 BB: 2 P: 13	R: 0 E: 0 K: 0 S: 4	H: 1 LOB: 1 BB: 0 P: 4	1B: 7 2B: 2 3B: 0 HR: 1	SF: 0 SAC: 2 DP: 2 HBP: 0	WP: 0 PB: 0 SB: 0 CS: 0	PA: 42			
<b>PITCHER</b>	IP	WLS	BF	H	R	ER	SO	BB	IBB	HBP	BLK	WP	HR	S	P	ERA	WHIP								
Nelson Briles, R ERA: 3.67 (1, 1)	5.2		26	8	1	1	1	2	1	0	0	0	1	25	37	1.59	1.765								
Ramon Hernandez, L ERA: 4.3 (6, 1)	2.1		7	0	0	0	2	0	0	0	0	0	0	11	11	0.00	0.000								
Dave Giusti, R ERA: 1.69 (9, 1)	2.0	W	9	1	0	0	1	1	1	0	0	0	0	9	17	0.00	1.000								

**Pittsburgh Pirates @ New York Mets**  
Shea Stadium, Flushing, NY  
Sat May 19 1973, 3:33 AM EDT  
Att: 32,622 - Unknown

livebaseballscorecards.com

AB 35  
R 1  
H 9  
RBI 1  
BB 5  
SO 4  
LOB 15





Batter	1	2	3	4	5	6	7	8	9	AB	R	H	RBI	BB	SO	LOB	TOP								
<b>Lou Brock, L</b> OBP: 0.323, SLG: 0.359 (1, 7)	0-0 4-3		0-0 4-3			0-3 K	0-0 FC5-4 1B		0-3 K	5	0	1	2	0	2	2									
<b>Ted Sizemore, R</b> OBP: 0.385, SLG: 0.394 (1, 4)	0-0 2B			0-0 5-3		0-0 FC6-4 1B	0-0 F8		0-0 L5	5	0	2	0	0	0	2									
<b>Luis Melendez, R</b> OBP: 0.291, SLG: 0.288 (1, 8)	0-0 F8			0-0 F8		0-0 FC6-4 1-2	0-0 FC5-4		0-0 FC6-4	5	0	0	0	0	0	5									
<b>Ted Simmons, S</b> OBP: 0.346, SLG: 0.328 (1, 2)	0-3 K			0-0 P6			0-0 S 1B	4-0 E7 BB		3	1	1	0	1	1	1									
<b>Bill Stein, R</b> OBP: 0.344, SLG: 0.222 (1, 3)		4-0 BB		0-0 F7		0-0 SH5-4 1-2 2B	0-0 K		0-3 K	3	1	1	0	1	1	1									
<b>Ken Reitz, R</b> OBP: 0.233, SLG: 0.331 (1, 5)	0-0 F8			0-0 F8		0-0 SH5-4 1-2 2B	0-0 E7 1BB		0-0 E7	4	1	1	1	0	0	2									
<b>Jose Cruz, L</b> OBP: 0.326, SLG: 0.395 (1, 9)	0-0 G3-6-3			0-0 F5		0-0 SH5-4 1-2 2-3	4-0 FC6-4 1BB		4-0 FC6-4	2	0	0	0	1	0	1									
<b>Mike Tyson, R</b> OBP: 0.307, SLG: 0.290 (1, 6)			0-0 1-6-3			0-0 F3	4-0 2B 1B 1BB	0-0 FC6-4		3	1	0	0	1	0	2									
<b>Rick Wise, R</b> OBP: 0.286, SLG: 0.292 (1, 1)			0-3 K			0-0 1B	0-0 1B 2B		4-0 FC6-4 BB	3	1	2	2	1	1	0									
<b>Diego Segui, R</b> (9, 1)										0	0	0	0	0	0	0									
<b>Inning Stats</b>	R: 0 E: 0 K: 1 S: 6	H: 1 LOB: 1 BB: 0 P: 6	R: 0 E: 0 K: 0 S: 2	H: 0 LOB: 0 BB: 1 P: 6	R: 0 E: 0 K: 1 S: 5	H: 0 LOB: 0 BB: 0 P: 5	R: 0 E: 0 K: 0 S: 3	H: 0 LOB: 0 BB: 0 P: 3	R: 0 E: 0 K: 0 S: 3	H: 0 LOB: 0 BB: 0 P: 3	R: 0 E: 0 K: 1 S: 7	H: 2 LOB: 2 BB: 0 P: 7	R: 5 E: 0 K: 0 S: 8	H: 5 LOB: 1 BB: 1 P: 12	R: 0 E: 1 K: 1 S: 5	H: 0 LOB: 2 BB: 2 P: 13	R: 0 E: 0 K: 1 S: 5	H: 0 LOB: 1 BB: 1 P: 9	1B: 6 2B: 2 HR: 0	SF: 0 SAC: 1 DP: 1 HBP: 0	WP: 0 PB: 0 SB: 1 CS: 0	PA: 39			
<b>PITCHER</b>	IP	WLS	BF	H	R	ER	SO	BB	IBB	HBP	BLK	WP	HR	S	P	ERA	WHIP								
<b>Jerry Koosman, L</b> ERA: 2.54 (1, 1)	6.1	L	28	8	5	5	3	1	1	0	0	0	0	32	40	7.11	1.421								
<b>Phil Hennigan, R</b> ERA: 4.25 (7, 1)	1.2		7	0	0	0	1	1	1	0	0	0	0	7	15	0.00	0.600								
<b>Tommy Moore, R</b> ERA: (9, 1)	1.0		4	0	0	0	1	1	0	0	0	0	0	5	9	0.00	1.000								

St. Louis Cardinals @ New York Mets  
Shea Stadium, Flushing, NY  
Tue May 22 1973, 7:05 PM EDT  
Att: 17,425 - Unknown

AB 33  
R 5  
H 8  
RBI 5  
BB 5  
SO 5  
LOB 16



Batter	1	2	3	4	5	6	7	8	9	AB	R	H	RBI	BB	SO	LOB	BOTTOM								
<b>Wayne Garrett, L</b> OBP: 0.382, SLG: 0.424 (1, 5)	0-3 K		0-0 4-3			0-3 K		4-0 1-2 BB		3	0	0	0	1	2	1									
<b>Ken Boswell, L</b> OBP: 0.238, SLG: 0.250 (1, 4)	0-0 F8			0-0 1-3		0-0 F8		0-3 K		4	0	0	0	0	1	2									
<b>Cleon Jones, R</b> OBP: 0.333, SLG: 0.421 (1, 7)	0-3 K			0-0 4-3		0-0 1B G1-6-3		0-0 2B 1B		4	2	2	0	0	1	0									
<b>Rusty Staub, L</b> OBP: 0.344, SLG: 0.402 (1, 9)		0-0 4-3		0-0 1B		0-0 SH1-4 BB		0-0 2B 1B		4	1	3	0	0	0	0									
<b>Ed Kranepool, L</b> OBP: 0.346, SLG: 0.408 (1, 3)		0-0 6-3		0-0 F7		0-0 G1-6-3		0-0 1-2 2B		4	0	1	2	0	0	2									
<b>Jim Gosger, L</b> OBP: 0.305, SLG: 0.265 (1, 8)		0-0 4-3		0-0 4-3		0-0 K		0-3 K		4	0	0	0	0	2	1									
<b>Duffy Dyer, R</b> OBP: 0.200, SLG: 0.135 (1, 2)			4-0 SH1-4 BB		0-0 P4		0-0 F8		0-0 6-3	3	0	0	0	1	0	1									
<b>Bud Harrelson, S</b> OBP: 0.351, SLG: 0.254 (1, 6)			0-0 F7		0-0 F8		0-0 6-3		0-3 K	4	0	0	0	0	1	2									
<b>Jerry Koosman, R</b> OBP: 0.238, SLG: 0.200 (1, 1)			0-0 SH1-4		0-3 K		4-0 BB			1	0	0	0	0	1	0									
<b>Phil Hennigan, R</b> OBP: 0.333, SLG: 0.333 (7, 1)										0	0	0	0	0	0	0									
<b>John Milner, L</b> OBP: 0.448, SLG: 0.611 (6, PH)										0	0	0	0	1	0	0									
<b>Tommy Moore, R</b> (9, 1)										0	0	0	0	0	0	0									
<b>Inning Stats</b>	R: 0 E: 0 K: 2 S: 7	H: 0 LOB: 0 BB: 0 P: 7	R: 0 E: 0 K: 0 S: 3	H: 0 LOB: 0 BB: 0 P: 3	R: 0 E: 0 K: 0 S: 3	H: 0 LOB: 1 BB: 1 P: 7	R: 0 E: 0 K: 0 S: 4	H: 1 LOB: 0 BB: 0 P: 4	R: 0 E: 0 K: 0 S: 3	H: 0 LOB: 0 BB: 0 P: 3	R: 0 E: 0 K: 2 S: 7	H: 0 LOB: 0 BB: 0 P: 7	R: 1 E: 0 K: 1 S: 6	H: 2 LOB: 0 BB: 0 P: 6	R: 0 E: 0 K: 1 S: 5	H: 0 LOB: 2 BB: 2 P: 13	R: 2 E: 0 K: 2 S: 10	H: 3 LOB: 1 BB: 0 P: 10	1B: 5 2B: 1 HR: 0	SF: 0 SAC: 1 DP: 1 HBP: 0	WP: 0 PB: 0 SB: 0 CS: 0	PA: 35			
<b>PITCHER</b>	IP	WLS	BF	H	R	ER	SO	BB	IBB	HBP	BLK	WP	HR	S	P	ERA	WHIP								
<b>Rick Wise, R</b> ERA: 3.59 (1, 1)	8.0	W	31	5	3	3	6	3	0	0	0	0	0	40	52	3.38	1.000								
<b>Diego Segui, R</b> ERA: 1.59 (9, 1)	1.0	S	4	1	0	0	2	0	0	0	0	0	0	8	8	0.00	1.000								

St. Louis Cardinals @ New York Mets  
Shea Stadium, Flushing, NY  
Tue May 22 1973, 7:05 PM EDT  
Att: 17,425 - Unknown

AB 31  
R 3  
H 6  
RBI 2  
BB 3  
SO 8  
LOB 9









Batter	1	2	3	4	5	6	7	8	9	AB	R	H	RBI	BB	SO	LOB	TOP					
Wayne Garrett, L (1.5) OBP: 0.368, SLG: 0.394										4	0	2	0	1	0	2	<b>New York Mets @ Los Angeles Dodgers</b> Dodger Stadium, Los Angeles, CA Fri May 25 1973, 7:05 PM PDT Att: 53,624 - Unknown					
Felix Milan, R (1.4) OBP: 0.299, SLG: 0.321										4	1	2	1	0	1	3						
George Theodore, R (1.7) OBP: 0.311, SLG: 0.316										4	0	1	0	0	0	3						
Rusty Staub, L (1.9) OBP: 0.353, SLG: 0.410										3	0	0	0	1	0	3						
Jim Fregosi, R (1.3) OBP: 0.318, SLG: 0.232										4	1	1	1	0	0	2						
Ted Martinez, R (1.8) OBP: 0.272, SLG: 0.224										3	1	0	0	1	1	3						
Duffy Dyer, R (1.2) OBP: 0.211, SLG: 0.134										4	0	1	1	0	1	1						
Bud Harrelson, S (1.6) OBP: 0.354, SLG: 0.270										4	1	2	1	0	0	1						
Jon Matlack, L (1.1) Ken Boyer, L (7. PH) Ray Sadecki, L (7.1) Phil Hennigan, R (8.1) Jim Beauchamp, R (9. PH) Jim McAndrew, R (9. PH)										2	0	0	0	0	1	2						
<b>Inning Stats</b>	R: 0 E: 0 K: 1 S: 5	H: 1 LOB: 0 BB: 0 P: 5	R: 0 E: 0 K: 1 S: 5	H: 0 LOB: 1 BB: 1 P: 9	R: 1 E: 0 K: 1 S: 7	H: 3 LOB: 1 BB: 0 P: 7	R: 2 E: 0 K: 0 S: 5	H: 2 LOB: 1 BB: 1 P: 9	R: 0 E: 0 K: 0 S: 3	H: 0 LOB: 0 BB: 0 P: 7	R: 0 E: 0 K: 1 S: 5	H: 0 LOB: 0 BB: 0 P: 5	R: 0 E: 0 K: 0 S: 3	H: 0 LOB: 0 BB: 0 P: 3	R: 1 E: 0 K: 0 S: 5	H: 2 LOB: 1 BB: 1 P: 5		R: 0 E: 0 K: 0 S: 4	H: 1 LOB: 2 BB: 1 P: 8	1B: 9 2B: 0 3B: 0 HR: 0	SF: 0 SAC: 1 DP: 2 HBP: 0	WP: 0 PB: 1 SB: 1 CS: 1
<b>PITCHER</b>	IP WLS BF H R ER SO BB IBB HBP BLK WP HR S P ERA WHIP																					
Claude Osteen, L (1.1) ERA: 3.75	8.1 W 36 9 4 4 4 4 4 0 0 0 0 0 0 0 0 40 56 4.32 1.560																					
Pete Richert, L (9.1) ERA: 2.09	0.2 S 2 0 0 0 0 0 0 0 0 0 0 0 0 0 2 2 0.00 0.000																					

AB 33  
R 4  
H 9  
RBI 4  
BB 4  
SO 4  
LOB 20



Batter	1	2	3	4	5	6	7	8	9	AB	R	H	RBI	BB	SO	LOB	BOTTOM			
Davey Lopes, R (1.4) OBP: 0.426, SLG: 0.427										4	1	2	0	0	0	0	<b>New York Mets @ Los Angeles Dodgers</b> Dodger Stadium, Los Angeles, CA Fri May 25 1973, 7:05 PM PDT Att: 53,624 - Unknown			
Bill Buckner, L (1.3) OBP: 0.304, SLG: 0.342										3	1	1	0	0	0	0				
Willie Davis, L (1.8) OBP: 0.324, SLG: 0.450										4	0	0	0	0	0	2				
Joe Ferguson, R (1.2) OBP: 0.399, SLG: 0.535										1	1	0	1	2	0	0				
Manny Mota, R (1.7) OBP: 0.393, SLG: 0.404										4	1	3	1	0	0	1				
Tom Paciorek, R (9.7) OBP: 0.234, SLG: 0.273										0	0	0	0	0	0	0				
Ron Cey, R (1.5) OBP: 0.385, SLG: 0.425										4	1	2	0	0	0	3				
Willie Crawford, L (1.9) OBP: 0.407, SLG: 0.451										3	1	1	4	0	0	1				
Bill Russell, R (1.6) OBP: 0.278, SLG: 0.328										3	0	0	0	0	0	1				
Claude Osteen, L (1.1) ERA: 4.55	6.0 L 23 6 5 4 2 2 1 0 0 0 0 0 0 0 8 12 6.00 1.167																			
Pete Richert, L (9.1) ERA: 1.000	0.0 L 3 0 0 0 0 0 0 0 0 0 0 0 0 0 0 0 0.00 0.000																			
<b>PITCHER</b>	IP WLS BF H R ER SO BB IBB HBP BLK WP HR S P ERA WHIP																			
Jon Matlack, L (1.1) ERA: 4.55	6.0 L 23 6 5 4 2 2 1 0 0 0 0 0 0 0 8 12 6.00 1.167																			
Ray Sadecki, L (7.1) ERA: 4.79	1.2 9 3 1 1 0 1 0 0 0 0 0 0 0 8 12 5.40 2.400																			
Phil Hennigan, R (8.1) ERA: 3.98	0.1 1 0 0 0 0 0 0 0 0 0 0 0 0 1 1 0.00 0.000																			
<b>Inning Stats</b>	R: 0 E: 0 K: 0 S: 3	H: 0 LOB: 0 BB: 0 P: 3	R: 0 E: 0 K: 0 S: 2	H: 0 LOB: 0 BB: 1 P: 6	R: 0 E: 0 K: 1 S: 5	H: 0 LOB: 0 BB: 0 P: 5	R: 0 E: 0 K: 0 S: 3	H: 0 LOB: 0 BB: 0 P: 3	R: 4 E: 0 K: 1 S: 9	H: 4 LOB: 0 BB: 0 P: 9	R: 1 E: 0 K: 0 S: 4	H: 2 LOB: 1 BB: 0 P: 4	R: 0 E: 0 K: 0 S: 4	H: 1 LOB: 1 BB: 0 P: 4	R: 1 E: 0 K: 0 S: 5	H: 2 LOB: 2 BB: 1 P: 9	1B: 6 2B: 1 3B: 1 HR: 1	SF: 1 SAC: 1 DP: 1 HBP: 0	WP: 0 PB: 1 SB: 0 CS: 1	PA: 34

AB 29  
R 6  
H 9  
RBI 6  
BB 2  
SO 2  
LOB 9





Batter	1	2	3	4	5	6	7	8	9	AB	R	H	RBI	BB	SO	LOB	TOP		
Wayne Garrett, L (1,5) OBP: 0.369, SLG: 0.388										4	2	1	0	1	0	3	<b>New York Mets @ Los Angeles Dodgers</b> Dodger Stadium, Los Angeles, CA Sat May 26 1973, 7:05 PM PDT Att: 28,635 - Unknown		
Felix Milten, R (1,4) OBP: 0.309, SLG: 0.331										5	2	3	0	0	0	1			
George Theodore, R (1,7) OBP: 0.338, SLG: 0.344										4	1	3	1	0	0	0			
Rusty Staub, L (1,9) OBP: 0.349, SLG: 0.399										4	0	0	1	1	1	5			
Jim Fregosi, R (1,3) OBP: 0.319, SLG: 0.237 Ed Kranepool, L (7,PH) OBP: 0.341, SLG: 0.410										3	0	1	1	0	2	2			
Ted Martinez, R (1,8) OBP: 0.256, SLG: 0.211										5	0	0	0	0	0	5			
Duffy Dyer, R (1,2) OBP: 0.213, SLG: 0.140										4	0	1	0	0	1	1			
Bud Harrelson, S (1,6)										4	0	3	0	0	1	1			
Harry Parker, R (1,1) OBP: 0.154, SLG: 0.154 John Milner, L (4,PH) OBP: 0.449, SLG: 0.600 Jim McAndrew, R (4,1) OBP: 0.417, SLG: 0.250 Jim Beauchamp, R (8,PH) OBP: 0.385, SLG: 0.273 Tommy Moore, R (8,1)										0	0	0	0	0	0	0			
<b>Inning Stats</b>	R: 3 E: 1 K: 2 S: 10	H: 2 LOB: 1 BB: 1 P: 14	R: 0 E: 0 K: 0 S: 4	H: 1 LOB: 1 BB: 0 P: 4	R: 0 E: 0 K: 1 S: 5	H: 0 LOB: 0 BB: 0 P: 5	R: 0 E: 0 K: 1 S: 6	H: 1 LOB: 1 BB: 0 P: 6	R: 2 E: 0 K: 0 S: 6	H: 3 LOB: 1 BB: 0 P: 6	R: 0 E: 0 K: 0 S: 4	H: 1 LOB: 2 BB: 1 P: 8	R: 0 E: 0 K: 0 S: 4	H: 1 LOB: 1 BB: 0 P: 4	R: 0 E: 0 K: 1 S: 7	H: 2 LOB: 2 BB: 0 P: 7		1B: 12 2B: 0 3B: 0 HR: 0	SF: 0 SAC: 3 DP: 0 HBP: 0
<b>PITCHER</b>	IP WLS BF H R ER SO BB IBB HBP BLK WP HR S P ERA WHIP																		
Al Downing, L (1,1) ERA: 2.77	5.0	W	24	7	5	3	4	1	0	0	0	0	0	0	31	35	5.40	1.600	
George Culver, R (6,1) ERA: 2.95	1.1	L	7	2	0	0	1	1	0	0	0	0	0	0	8	12	0.00	2.250	
Pete Richert, L (7,1) ERA: 1.72	2.2	S	11	3	0	0	1	0	0	0	0	0	0	0	13	13	0.00	1.125	

Batter	1	2	3	4	5	6	7	8	9	AB	R	H	RBI	BB	SO	LOB	BOTTOM		
Davey Lopes, R (1,4) OBP: 0.407, SLG: 0.405										6	0	0	0	0	2	6	<b>New York Mets @ Los Angeles Dodgers</b> Dodger Stadium, Los Angeles, CA Sat May 26 1973, 7:05 PM PDT Att: 28,635 - Unknown		
Bill Buckner, L (1,3) OBP: 0.297, SLG: 0.333										5	0	0	0	0	0	3			
Willie Davis, L (1,8) OBP: 0.335, SLG: 0.459										5	2	4	0	0	0	0			
Joe Ferguson, R (1,2) OBP: 0.404, SLG: 0.555										5	2	3	2	0	1	2			
Willie Crawford, L (1,9) OBP: 0.413, SLG: 0.453										4	2	2	1	1	1	1			
Ron Cey, R (1,5) OBP: 0.391, SLG: 0.419										2	2	0	0	3	0	4			
Von Joshua, L (1,7) OBP: 0.485, SLG: 0.517										4	1	3	1	1	0	2			
Bill Russell, R (1,6) OBP: 0.286, SLG: 0.335										5	0	3	4	0	1	1			
Al Downing, R (1,1) OBP: 0.150, SLG: 0.105 Manny Mota, R (5,PH) OBP: 0.390, SLG: 0.400 George Culver, R (6,1) Pete Richert, L (7,1) OBP: 0.500, SLG: 0.500										1	0	1	1	1	0	0			
<b>Inning Stats</b>	R: 0 E: 0 K: 1 S: 6	H: 1 LOB: 1 BB: 0 P: 6	R: 1 E: 0 K: 2 S: 9	H: 2 LOB: 3 BB: 2 P: 17	R: 3 E: 0 K: 0 S: 7	H: 4 LOB: 2 BB: 1 P: 11	R: 0 E: 0 K: 0 S: 5	H: 2 LOB: 2 BB: 0 P: 5	R: 0 E: 0 K: 0 S: 5	H: 2 LOB: 2 BB: 0 P: 5	R: 3 E: 1 K: 0 S: 7	H: 4 LOB: 2 BB: 1 P: 11	R: 2 E: 0 K: 0 S: 5	H: 2 LOB: 2 BB: 2 P: 13	R: 0 E: 0 K: 0 S: 3	H: 0 LOB: 0 BB: 0 P: 3		1B: 15 2B: 0 3B: 0 HR: 1	SF: 0 SAC: 0 DP: 0 HBP: 0
<b>PITCHER</b>	IP WLS BF H R ER SO BB IBB HBP BLK WP HR S P ERA WHIP																		
Harry Parker, R (1,1) ERA: 3.13	3.0	L	19	7	4	4	3	3	0	0	0	0	0	22	34	12.00	3.333		
Jim McAndrew, R (4,1) ERA: 5.3	4.0	L	24	9	5	5	2	2	1	0	0	1	1	25	37	11.25	2.750		
Tommy Moore, R (8,1) ERA:	1.0		3	0	0	0	0	0	0	0	0	0	0	3	3	0.00	0.000		





Batter	1	2	3	4	5	6	7	8	9	AB	R	H	RBI	BB	SO	LOB	TOP			
Wayne Garrett, L (1,5) OBP: 0.365, SLG: 0.383										4	0	1	0	0	0	0	<b>New York Mets @ Los Angeles Dodgers</b> Dodger Stadium, Los Angeles, CA Sun May 27 1973, 3:33 AM PDT Att: 31,108 - Unknown <a href="http://livebaseballscorecards.com">livebaseballscorecards.com</a>			
Felix Milten, R (1,4) OBP: 0.301, SLG: 0.322										4	0	0	0	0	0	1				
John Milner, L (1,3) OBP: 0.425, SLG: 0.559										4	0	0	0	0	1	0				
Rusty Staub, L (1,9) OBP: 0.352, SLG: 0.401										4	0	2	0	0	0	0				
Ed Kranepool, L (1,7) OBP: 0.337, SLG: 0.402										4	0	1	0	0	1	1				
Jim Gosger, L (1,8) OBP: 0.310, SLG: 0.269										3	0	1	0	0	0	3				
Duffy Dyer, R (1,2) OBP: 0.216, SLG: 0.146										3	0	1	0	0	1	1				
Bud Harrelson, S (1,6) OBP: 0.357, SLG: 0.278										3	0	0	0	0	1	3				
Jerry Koosman, R (1,1) OBP: 0.217, SLG: 0.182										2	0	0	0	0	2	3				
Ken Boswell, L (8, PH) OBP: 0.292, SLG: 0.435										1	1	1	1	0	0	0				
Phil Hennigan, R (8, 1) OBP: 0.333, SLG: 0.333										0	0	0	0	0	0	0				
<b>Inning Stats</b>	R: 0 E: 0 K: 0 S: 3	H: 1 LOB: 0 BB: 0 P: 3	R: 0 E: 0 K: 2 S: 10	H: 3 LOB: 3 BB: 0 P: 10	R: 0 E: 0 K: 0 S: 3	H: 0 LOB: 0 BB: 0 P: 3	R: 0 E: 0 K: 0 S: 3	H: 1 LOB: 0 BB: 0 P: 3	R: 0 E: 0 K: 1 S: 5	H: 0 LOB: 0 BB: 0 P: 5	R: 0 E: 0 K: 1 S: 6	H: 1 LOB: 1 BB: 0 P: 6	R: 1 E: 0 K: 0 S: 4	H: 1 LOB: 0 BB: 0 P: 4	R: 0 E: 0 K: 1 S: 5	H: 0 LOB: 0 BB: 0 P: 5	1B: 6 2B: 0 3B: 0 HR: 1	SF: 0 SAC: 0 DP: 2 HBP: 0	WP: 0 PB: 0 SB: 0 CS: 0	PA: 32
<b>PITCHER</b> Don Sutton, R (1,1) ERA: 2.1	IP: 9.0 WLS: W BF: 32 H: 7 R: 1 ER: 1 SO: 6 BB: 0 IBB: 0 HBP: 0 BLK: 0 WP: 0 HR: 1 S: 44 P: 44 ERA: 1.00 WHIP: 0.778															<b>PITCHER</b> Don Sutton, R (1,1) ERA: 2.1	IP: 9.0 WLS: W BF: 32 H: 7 R: 1 ER: 1 SO: 6 BB: 0 IBB: 0 HBP: 0 BLK: 0 WP: 0 HR: 1 S: 44 P: 44 ERA: 1.00 WHIP: 0.778			

Batter	1	2	3	4	5	6	7	8	9	AB	R	H	RBI	BB	SO	LOB	BOTTOM			
Davey Lopes, R (1,4) OBP: 0.407, SLG: 0.400										4	0	1	0	1	0	3	<b>New York Mets @ Los Angeles Dodgers</b> Dodger Stadium, Los Angeles, CA Sun May 27 1973, 3:33 AM PDT Att: 31,108 - Unknown <a href="http://livebaseballscorecards.com">livebaseballscorecards.com</a>			
Bill Buckner, L (1,3) OBP: 0.299, SLG: 0.335										5	0	2	0	0	1	5				
Willie Davis, L (1,8) OBP: 0.336, SLG: 0.452										3	0	0	0	2	0	3				
Joe Ferguson, R (1,2) OBP: 0.399, SLG: 0.562										5	1	1	1	0	0	5				
Manny Mota, R (1,7) OBP: 0.385, SLG: 0.394										4	0	1	0	0	1	1				
Ron Cey, R (1,5) OBP: 0.404, SLG: 0.430										1	1	1	0	3	0	0				
Willie Crawford, L (1,9) OBP: 0.415, SLG: 0.447										2	0	0	0	2	1	3				
Bill Russell, R (1,6) OBP: 0.296, SLG: 0.340										3	0	2	0	1	0	2				
Don Sutton, R (1,1) OBP: 0.161, SLG: 0.107										1	0	0	1	0	1	1				
<b>Inning Stats</b>	R: 0 E: 0 K: 0 S: 4	H: 1 LOB: 1 BB: 0 P: 4	R: 1 E: 0 K: 0 S: 4	H: 1 LOB: 2 BB: 2 P: 12	R: 0 E: 0 K: 2 S: 7	H: 0 LOB: 1 BB: 1 P: 11	R: 0 E: 0 K: 0 S: 3	H: 0 LOB: 3 BB: 3 P: 15	R: 1 E: 0 K: 0 S: 4	H: 2 LOB: 1 BB: 1 P: 8	R: 0 E: 0 K: 1 S: 7	H: 2 LOB: 2 BB: 0 P: 7	R: 0 E: 0 K: 1 S: 5	H: 0 LOB: 1 BB: 1 P: 9	R: 0 E: 0 K: 0 S: 5	H: 2 LOB: 3 BB: 1 P: 9		1B: 6 2B: 1 3B: 0 HR: 1	SF: 1 SAC: 2 DP: 1 HBP: 0	WP: 0 PB: 0 SB: 0 CS: 0
<b>PITCHER</b> Jerry Koosman, L (1,1) ERA: 2.55	IP: 7.0 WLS: L BF: 34 H: 6 R: 2 ER: 2 SO: 4 BB: 7 IBB: 1 HBP: 0 BLK: 0 WP: 0 HR: 1 S: 34 P: 66 ERA: 2.57 WHIP: 1.857															<b>PITCHER</b> Phil Hennigan, R (8, 1) ERA: 3.6	IP: 1.0 WLS: L BF: 6 H: 2 R: 0 ER: 0 SO: 0 BB: 1 IBB: 0 HBP: 0 BLK: 0 WP: 0 HR: 0 S: 5 P: 9 ERA: 0.00 WHIP: 2.000			



Batter	1	2	3	4	5	6	7	8	9	AB	R	H	RBI	BB	SO	LOB	TOP										
Wayne Garrett, L (1, 5) OBP: 0.359, SLG: 0.375	4-3		G4-6-3			HR	G3		F7	5	1	1	0	0	0	2											
Felix Milan, R (1, 4) OBP: 0.297, SLG: 0.318	FC3-6		4-3			F9		E5	P6	5	1	1	0	0	0	1											
John Milner, L (1, 3) OBP: 0.442, SLG: 0.619	FC3-6			G3		HR		FC5	BB	4	1	3	2	0	0	0											
Rusty Staub, L (1, 9) OBP: 0.350, SLG: 0.394	FC3-6			4-3		4-3		4-0	BB	3	0	0	0	1	0	2											
Ed Kranepool, L (1, 7) OBP: 0.337, SLG: 0.400 Clean Jones, R (8, PH) OBP: 0.329, SLG: 0.418	3-1			FC4-6		G3		0-3	K	3	0	1	0	0	0	2											
Jim Gosger, L (1, 8) OBP: 0.311, SLG: 0.273 Jim Beauchamp, R (8, PH) OBP: 0.370, SLG: 0.273 Ted Martinez, R (8, 8) OBP: 0.256, SLG: 0.211	6-3			FC4-6				0-0	SF7	3	1	1	0	0	0	1											
Duffy Dyer, R (1, 2) OBP: 0.218, SLG: 0.161	4-3					F8		0-0	FC5	4	0	1	1	0	0	2											
Bud Harrelson, S (1, 6) OBP: 0.354, SLG: 0.292	K					5-3		0-0	L3	4	1	1	0	0	1	1											
Tommy Moore, R (1, 1) Ray Sadecki, L (2, 1) OBP: 0.250, SLG: 0.250 Ken Boswell, L (7, PH) OBP: 0.280, SLG: 0.417 George Stone, L (7, 1) OBP: 0.333, SLG: 0.333 Jim Fregosi, R (9, PH) OBP: 0.314, SLG: 0.233						K		0-3	F5	0	0	0	0	0	0	0											
<b>Inning Stats</b>	R: 0 E: 0 K: 0 S: 5	H: 2 LOB: 2 BB: 0 P: 5	R: 0 E: 0 K: 1 S: 5	H: 0 LOB: 0 BB: 0 P: 5	R: 0 E: 0 K: 0 S: 3	H: 1 LOB: 0 BB: 0 P: 3	R: 0 E: 0 K: 0 S: 4	H: 1 LOB: 1 BB: 0 P: 4	R: 0 E: 0 K: 1 S: 5	H: 0 LOB: 0 BB: 0 P: 5	R: 2 E: 0 K: 0 S: 5	H: 2 LOB: 1 BB: 0 P: 5	R: 1 E: 0 K: 0 S: 7	H: 1 LOB: 2 BB: 1 P: 11	R: 1 E: 0 K: 0 S: 4	H: 1 LOB: 0 BB: 0 P: 4	1B: 7 2B: 1 3B: 1 HR: 1	SF: 1 SAC: 0 DP: 1 HBP: 0	WP: 0 PA: 38 PB: 0 SB: 0 CS: 0								
<b>PITCHER</b>	IP	WLS	BF	H	R	ER	SO	BB	IBB	HBP	BLK	WP	HR	S	P	ERA	WHIP										
Juan Marichal, R (1, 1) ERA: 2.92	7.0	W	28	8	3	3	2	0	0	0	0	0	1	32	32	3.86	1.143										
Sam McDowell, L (8, 1) ERA: 5.24	1.0		7	2	2	1	1	1	0	0	0	0	0	8	12	9.00	3.000										
Elias Sosa, R (9, 1) ERA: 1.75	1.0	S	3	0	0	0	0	0	0	0	0	0	0	3	3	0.00	0.000										

**New York Mets @ San Francisco Giants**  
Candlestick Park, San Francisco, CA  
Mon May 28 1973, 6:33 AM EDT  
Att: 18,101 - Unknown

AB	36
R	5
H	10
RBI	5
BB	1
SO	3
LOB	15



Batter	1	2	3	4	5	6	7	8	9	AB	R	H	RBI	BB	SO	LOB	BOTTOM										
Bobby Bonds, R (1, 9) OBP: 0.379, SLG: 0.573	HR	E		5-3		K		K		5	2	2	2	0	2	0											
Tito Fuentes, S (1, 4) OBP: 0.318, SLG: 0.376	6-3			K		F9				4	0	1	1	0	1	0											
Garry Maddox, R (1, 8) OBP: 0.389, SLG: 0.507	6-3			K				1B	6-3	4	0	1	0	0	1	1											
Willie McCovey, L (1, 3) OBP: 0.382, SLG: 0.470	1B					F6				2	0	0	0	2	1	2											
Ed Goodson, L (1, 5) OBP: 0.381, SLG: 0.444	1B			K		F8		6-3		4	0	1	0	0	1	2											
Gary Matthews, R (1, 7) OBP: 0.426, SLG: 0.528						K				2	2	1	0	2	1	1											
Chris Speier, R (1, 6) OBP: 0.350, SLG: 0.442								4-3		4	0	2	1	0	0	3											
Dave Rader, L (1, 2) OBP: 0.302, SLG: 0.274						F2				4	1	1	1	0	0	3											
Juan Marichal, R (1, 1) OBP: 0.310, SLG: 0.280 Sam McDowell, L (8, 1) OBP: 0.182, SLG: 0.182 Elias Sosa, R (9, 1) OBP: 1.000, SLG: 1.000										3	1	1	0	0	0	1											
<b>Inning Stats</b>	R: 1 E: 0 K: 0 S: 4	H: 2 LOB: 2 BB: 1 P: 8	R: 4 E: 1 K: 1 S: 9	H: 4 LOB: 1 BB: 1 P: 13	R: 1 E: 0 K: 1 S: 6	H: 1 LOB: 1 BB: 1 P: 10	R: 0 E: 0 K: 2 S: 7	H: 0 LOB: 0 BB: 0 P: 7	R: 0 E: 0 K: 1 S: 6	H: 1 LOB: 2 BB: 1 P: 10	R: 0 E: 0 K: 1 S: 5	H: 0 LOB: 0 BB: 0 P: 5	R: 0 E: 0 K: 2 S: 7	H: 0 LOB: 0 BB: 0 P: 7	1B: 7 2B: 1 3B: 1 HR: 1	SF: 0 SAC: 0 DP: 0 HBP: 0	WP: 0 PA: 37 PB: 0 SB: 1 CS: 0										
<b>PITCHER</b>	IP	WLS	BF	H	R	ER	SO	BB	IBB	HBP	BLK	WP	HR	S	P	ERA	WHIP										
Tommy Moore, R (1, 1) ERA: 10.8	1.1	L	11	6	5	4	0	2	0	0	0	0	0	28	36	1.93	0.857										
Ray Sadecki, L (2, 1) ERA: 4.15	4.2		18	2	1	1	6	2	0	0	0	0	0	12	12	0.00	1.000										
George Stone, L (7, 1) ERA: 0.6	2.0		8	2	0	0	2	0	0	0	0	0	0	12	12	0.00	1.000										

**New York Mets @ San Francisco Giants**  
Candlestick Park, San Francisco, CA  
Mon May 28 1973, 6:33 AM EDT  
Att: 18,101 - Unknown

AB	33
R	6
H	10
RBI	5
BB	4
SO	8
LOB	13





Batter	1	2	3	4	5	6	7	8	9	AB	R	H	RBI	BB	SO	LOB	TOP			
Wayne Garrett, L (1.5) OBP: 0.360, SLG: 0.371										4	0	1	1	1	1	0	1			
Felix Milan, R (1.4) OBP: 0.301, SLG: 0.321										5	1	2	2	0	0	1				
John Milner, L (1.3) OBP: 0.427, SLG: 0.582										4	0	0	0	1	1	2				
Rusty Staub, L (1.9) OBP: 0.357, SLG: 0.396										4	0	2	0	1	0	4				
Ed Kranepool, L (1.7) OBP: 0.333, SLG: 0.394										4	0	1	0	0	0	2				
George Theodore, R (9, PH) OBP: 0.333, SLG: 0.344										4	0	0	1	0	0	0				
Jerry May, R (9.2) OBP: 0.270, SLG: 0.273										4	0	1	0	1	0	4				
Jim Gosger, L (1.8) OBP: 0.318, SLG: 0.271										3	0	0	0	0	1	2				
Duffy Dyer, R (1.2) OBP: 0.296, SLG: 0.400										1	1	0	0	1	0	3				
Ken Boswell, L (9, PH) OBP: 0.258, SLG: 0.211										0	0	0	0	0	0	0				
Ted Martinez, R (9.8) OBP: 0.258, SLG: 0.211										0	0	0	0	0	0	0				
Bud Harrelson, S (1.6) OBP: 0.364, SLG: 0.300										3	1	2	0	1	0	0				
Tom Seaver, R (1.1) OBP: 0.241, SLG: 0.296										3	2	2	1	0	0	2				
<b>Inning Stats</b>	R: 0 E: 0 K: 0 S: 4	H: 1 LOB: 1 BB: 0 P: 4	R: 0 E: 0 K: 0 S: 4	H: 1 LOB: 2 BB: 1 P: 8	R: 0 E: 0 K: 0 S: 3	H: 0 LOB: 0 BB: 0 P: 3	R: 0 E: 0 K: 0 S: 4	H: 1 LOB: 1 BB: 0 P: 4	R: 1 E: 0 K: 1 S: 5	H: 1 LOB: 0 BB: 0 P: 4	R: 0 E: 0 K: 1 S: 6	H: 1 LOB: 1 BB: 0 P: 6	R: 0 E: 0 K: 0 S: 5	H: 3 LOB: 2 BB: 0 P: 5	R: 4 E: 0 K: 0 S: 6	H: 3 LOB: 3 BB: 4 P: 22	1B: 10 2B: 0 3B: 0 HR: 1	SF: 1 SAC: 1 DP: 1 HBP: 0	WP: 0 PA: 43	
<b>PITCHER</b>	IP: 8.0 WLS: L BF: 4 ERA: 3.53	WLS: L BF: 4 ERA: 3.53	IP: 8.0 WLS: L BF: 4 ERA: 3.53	WLS: L BF: 4 ERA: 3.53	IP: 8.0 WLS: L BF: 4 ERA: 3.53	WLS: L BF: 4 ERA: 3.53	IP: 8.0 WLS: L BF: 4 ERA: 3.53	WLS: L BF: 4 ERA: 3.53	IP: 8.0 WLS: L BF: 4 ERA: 3.53	IP: 8.0 WLS: L BF: 4 ERA: 3.53	IP: 8.0 WLS: L BF: 4 ERA: 3.53	IP: 8.0 WLS: L BF: 4 ERA: 3.53	IP: 8.0 WLS: L BF: 4 ERA: 3.53	IP: 8.0 WLS: L BF: 4 ERA: 3.53	IP: 8.0 WLS: L BF: 4 ERA: 3.53	IP: 8.0 WLS: L BF: 4 ERA: 3.53	IP: 8.0 WLS: L BF: 4 ERA: 3.53	IP: 8.0 WLS: L BF: 4 ERA: 3.53	IP: 8.0 WLS: L BF: 4 ERA: 3.53	IP: 8.0 WLS: L BF: 4 ERA: 3.53
Jim Barr, R (1.1) ERA: 3.53	IP: 8.0 WLS: L BF: 4 ERA: 3.53	IP: 8.0 WLS: L BF: 4 ERA: 3.53	IP: 8.0 WLS: L BF: 4 ERA: 3.53	IP: 8.0 WLS: L BF: 4 ERA: 3.53	IP: 8.0 WLS: L BF: 4 ERA: 3.53	IP: 8.0 WLS: L BF: 4 ERA: 3.53	IP: 8.0 WLS: L BF: 4 ERA: 3.53	IP: 8.0 WLS: L BF: 4 ERA: 3.53	IP: 8.0 WLS: L BF: 4 ERA: 3.53	IP: 8.0 WLS: L BF: 4 ERA: 3.53	IP: 8.0 WLS: L BF: 4 ERA: 3.53	IP: 8.0 WLS: L BF: 4 ERA: 3.53	IP: 8.0 WLS: L BF: 4 ERA: 3.53	IP: 8.0 WLS: L BF: 4 ERA: 3.53	IP: 8.0 WLS: L BF: 4 ERA: 3.53	IP: 8.0 WLS: L BF: 4 ERA: 3.53	IP: 8.0 WLS: L BF: 4 ERA: 3.53	IP: 8.0 WLS: L BF: 4 ERA: 3.53	IP: 8.0 WLS: L BF: 4 ERA: 3.53	IP: 8.0 WLS: L BF: 4 ERA: 3.53
Randy Moffitt, R (9.1) ERA: 2.4	IP: 0.0 WLS: L BF: 4 ERA: 2.4	IP: 0.0 WLS: L BF: 4 ERA: 2.4	IP: 0.0 WLS: L BF: 4 ERA: 2.4	IP: 0.0 WLS: L BF: 4 ERA: 2.4	IP: 0.0 WLS: L BF: 4 ERA: 2.4	IP: 0.0 WLS: L BF: 4 ERA: 2.4	IP: 0.0 WLS: L BF: 4 ERA: 2.4	IP: 0.0 WLS: L BF: 4 ERA: 2.4	IP: 0.0 WLS: L BF: 4 ERA: 2.4	IP: 0.0 WLS: L BF: 4 ERA: 2.4	IP: 0.0 WLS: L BF: 4 ERA: 2.4	IP: 0.0 WLS: L BF: 4 ERA: 2.4	IP: 0.0 WLS: L BF: 4 ERA: 2.4	IP: 0.0 WLS: L BF: 4 ERA: 2.4	IP: 0.0 WLS: L BF: 4 ERA: 2.4	IP: 0.0 WLS: L BF: 4 ERA: 2.4	IP: 0.0 WLS: L BF: 4 ERA: 2.4	IP: 0.0 WLS: L BF: 4 ERA: 2.4	IP: 0.0 WLS: L BF: 4 ERA: 2.4	IP: 0.0 WLS: L BF: 4 ERA: 2.4
Sam McDowell, L (9.1) ERA: 5.09	IP: 1.0 WLS: L BF: 5 ERA: 5.09	IP: 1.0 WLS: L BF: 5 ERA: 5.09	IP: 1.0 WLS: L BF: 5 ERA: 5.09	IP: 1.0 WLS: L BF: 5 ERA: 5.09	IP: 1.0 WLS: L BF: 5 ERA: 5.09	IP: 1.0 WLS: L BF: 5 ERA: 5.09	IP: 1.0 WLS: L BF: 5 ERA: 5.09	IP: 1.0 WLS: L BF: 5 ERA: 5.09	IP: 1.0 WLS: L BF: 5 ERA: 5.09	IP: 1.0 WLS: L BF: 5 ERA: 5.09	IP: 1.0 WLS: L BF: 5 ERA: 5.09	IP: 1.0 WLS: L BF: 5 ERA: 5.09	IP: 1.0 WLS: L BF: 5 ERA: 5.09	IP: 1.0 WLS: L BF: 5 ERA: 5.09	IP: 1.0 WLS: L BF: 5 ERA: 5.09	IP: 1.0 WLS: L BF: 5 ERA: 5.09	IP: 1.0 WLS: L BF: 5 ERA: 5.09	IP: 1.0 WLS: L BF: 5 ERA: 5.09	IP: 1.0 WLS: L BF: 5 ERA: 5.09	IP: 1.0 WLS: L BF: 5 ERA: 5.09

**New York Mets @ San Francisco Giants**  
Candlestick Park, San Francisco, CA  
Tue May 29 1973, 10:05 PM EDT  
Att: 7,289 - Unknown

AB 35  
R 5  
H 11  
RBI 5  
BB 6  
SO 2  
LOB 21

Batter	1	2	3	4	5	6	7	8	9	AB	R	H	RBI	BB	SO	LOB	BOTTOM				
Bobby Bonds, R (1.9) OBP: 0.373, SLG: 0.563										4	0	0	0	0	4	0					
Tito Fuentes, S (1.4) OBP: 0.317, SLG: 0.378										4	1	1	0	0	1	0					
Garry Maddox, R (1.8) OBP: 0.385, SLG: 0.507										4	0	1	0	0	2	1					
Willie McCovey, L (1.3) OBP: 0.379, SLG: 0.486										4	1	1	2	0	3	1					
Ed Goodson, L (1.5) OBP: 0.371, SLG: 0.432										4	0	0	0	0	1	0					
Gary Matthews, R (1.7) OBP: 0.427, SLG: 0.519										2	0	0	0	1	2	0					
Chris Speier, R (1.6) OBP: 0.350, SLG: 0.438										2	0	0	0	1	1	1					
Dave Rader, L (1.2) OBP: 0.297, SLG: 0.269										3	0	0	0	0	1	2					
Jim Barr, R (1.1) OBP: 0.148, SLG: 0.080										3	0	0	0	0	1	1					
Randy Moffitt, R (9.1)										0	0	0	0	0	0	0					
Sam McDowell, L (9.1) OBP: 0.182, SLG: 0.182										0	0	0	0	0	0	0					
<b>Inning Stats</b>	R: 0 E: 0 K: 2 S: 8	H: 1 LOB: 1 BB: 0 P: 8	R: 0 E: 0 K: 3 S: 9	H: 0 LOB: 1 BB: 1 P: 13	R: 0 E: 0 K: 1 S: 5	H: 0 LOB: 0 BB: 0 P: 5	R: 0 E: 0 K: 2 S: 7	H: 0 LOB: 0 BB: 0 P: 7	R: 0 E: 0 K: 2 S: 7	H: 0 LOB: 0 BB: 1 P: 11	R: 2 E: 0 K: 1 S: 7	H: 2 LOB: 0 BB: 0 P: 7	R: 0 E: 0 K: 1 S: 5	H: 0 LOB: 0 BB: 0 P: 5	R: 0 E: 0 K: 2 S: 7	H: 0 LOB: 0 BB: 0 P: 7	R: 0 E: 0 K: 2 S: 7	H: 0 LOB: 0 BB: 0 P: 7	1B: 0 2B: 2 3B: 0 HR: 1	SF: 0 SAC: 0 DP: 0 HBP: 0	WP: 0 PA: 32
<b>PITCHER</b>	IP: 9.0 WLS: W BF: 32 ERA: 1.71	IP: 9.0 WLS: W BF: 32 ERA: 1.71	IP: 9.0 WLS: W BF: 32 ERA: 1.71	IP: 9.0 WLS: W BF: 32 ERA: 1.71	IP: 9.0 WLS: W BF: 32 ERA: 1.71	IP: 9.0 WLS: W BF: 32 ERA: 1.71	IP: 9.0 WLS: W BF: 32 ERA: 1.71	IP: 9.0 WLS: W BF: 32 ERA: 1.71	IP: 9.0 WLS: W BF: 32 ERA: 1.71	IP: 9.0 WLS: W BF: 32 ERA: 1.71	IP: 9.0 WLS: W BF: 32 ERA: 1.71	IP: 9.0 WLS: W BF: 32 ERA: 1.71	IP: 9.0 WLS: W BF: 32 ERA: 1.71	IP: 9.0 WLS: W BF: 32 ERA: 1.71	IP: 9.0 WLS: W BF: 32 ERA: 1.71	IP: 9.0 WLS: W BF: 32 ERA: 1.71	IP: 9.0 WLS: W BF: 32 ERA: 1.71	IP: 9.0 WLS: W BF: 32 ERA: 1.71	IP: 9.0 WLS: W BF: 32 ERA: 1.71	IP: 9.0 WLS: W BF: 32 ERA: 1.71	
Tom Seaver, R (1.1) ERA: 1.71	IP: 9.0 WLS: W BF: 32 ERA: 1.71	IP: 9.0 WLS: W BF: 32 ERA: 1.71	IP: 9.0 WLS: W BF: 32 ERA: 1.71	IP: 9.0 WLS: W BF: 32 ERA: 1.71	IP: 9.0 WLS: W BF: 32 ERA: 1.71	IP: 9.0 WLS: W BF: 32 ERA: 1.71	IP: 9.0 WLS: W BF: 32 ERA: 1.71	IP: 9.0 WLS: W BF: 32 ERA: 1.71	IP: 9.0 WLS: W BF: 32 ERA: 1.71	IP: 9.0 WLS: W BF: 32 ERA: 1.71	IP: 9.0 WLS: W BF: 32 ERA: 1.71	IP: 9.0 WLS: W BF: 32 ERA: 1.71	IP: 9.0 WLS: W BF: 32 ERA: 1.71	IP: 9.0 WLS: W BF: 32 ERA: 1.71	IP: 9.0 WLS: W BF: 32 ERA: 1.71	IP: 9.0 WLS: W BF: 32 ERA: 1.71	IP: 9.0 WLS: W BF: 32 ERA: 1.71	IP: 9.0 WLS: W BF: 32 ERA: 1.71	IP: 9.0 WLS: W BF: 32 ERA: 1.71	IP: 9.0 WLS: W BF: 32 ERA: 1.71	

**New York Mets @ San Francisco Giants**  
Candlestick Park, San Francisco, CA  
Tue May 29 1973, 10:05 PM EDT  
Att: 7,289 - Unknown

AB 30  
R 2  
H 3  
RBI 2  
BB 2  
SO 16  
LOB 6



Batter	1	2	3	4	5	6	7	8	9	AB	R	H	RBI	BB	SO	LOB	TOP										
Wayne Garrett, L (1,4) OBP: 0.357, SLG: 0.383	0-3 K		0-0 3B			0-0 E3		0-0 G3		4	0	1	1	0	1	1											
Ken Boswell, L (1,5) OBP: 0.250, SLG: 0.379	0-0 6-3		0-3 K			0-0 FC4-6 1B		0-0 1B		4	0	1	1	0	1	2											
John Milner, L (1,3) OBP: 0.407, SLG: 0.549	0-3 K			0-0 4-3		0-0 F8		0-0 4-3		4	0	0	0	0	1	2											
Rusty Staub, L (1,9) OBP: 0.354, SLG: 0.393		0-0 F7		0-0 F8		0-0 1B		0-0 L9		4	0	1	0	0	0	0											
Ed Kranepool, L (1,7) OBP: 0.324, SLG: 0.381		0-0 P5		0-0 F9		0-0 F9		0-0 F2		3	0	0	0	0	0	2											
Jim Fregosi, R (9, PH) OBP: 0.310, SLG: 0.230										1	0	0	0	0	0	0											
Jim Gosper, L (1,8) OBP: 0.304, SLG: 0.258		0-0 F7			0-0 F9		0-3 K		0-0 F8	3	0	0	0	0	1	0											
George Theodore, R (9, PH) OBP: 0.328, SLG: 0.339										1	0	0	0	0	0	0											
Duffy Dyer, R (1,2) OBP: 0.206, SLG: 0.152			0-0 F2		0-0 5-3		0-0 6-3			3	0	0	0	0	0	0											
Bud Harrelson, S (1,6) OBP: 0.356, SLG: 0.294			0-3 K		0-0 6-3		0-0 F7			3	0	0	0	0	1	0											
Jon Matlack, L (1,1) OBP: 0.412, SLG: 0.231			0-0 3B			4-0 FC4-6 BB		0-0 6-3		1	2	1	0	1	0	0											
Jim Beauchamp, R (8, PH) OBP: 0.357, SLG: 0.261										1	0	0	0	0	0	0											
Phil Hennigan, R (8,1) OBP: 0.333, SLG: 0.333										0	0	0	0	0	0	0											
<b>Inning Stats</b>	R: 0 E: 0 K: 2 S: 7	H: 0 LOB: 0 BB: 0 P: 7	R: 0 E: 0 K: 0 S: 3	H: 0 LOB: 0 BB: 0 P: 3	R: 1 E: 0 K: 2 S: 9	H: 2 LOB: 1 BB: 0 P: 9	R: 0 E: 0 K: 0 S: 3	H: 0 LOB: 0 BB: 0 P: 3	R: 0 E: 0 K: 1 S: 5	H: 0 LOB: 2 BB: 1 P: 9	R: 0 E: 0 K: 1 S: 5	H: 0 LOB: 0 BB: 0 P: 5	R: 0 E: 0 K: 0 S: 4	H: 1 LOB: 1 BB: 0 P: 4	R: 0 E: 0 K: 0 S: 3	H: 0 LOB: 0 BB: 0 P: 3	1B: 3 2B: 0 3B: 1 HR: 0	SF: 0 SAC: 0 DP: 0 HBP: 0	WP: 0 PB: 0 SB: 0 CS: 0	PA: 33							
<b>PITCHER</b>	IP	WLS	BF	H	R	ER	SO	BB	IBB	HBP	BLK	WP	HR	S	P	ERA	WHIP										
Tom Bradley, R (1,1) ERA: 3.43	7.2	W	29	4	2	1	5	1	0	0	0	0	0	38	42	1.17	0.652										
Sam McDowell, L (8,1) ERA: 4.91	1.1	S	4	0	0	0	0	0	0	0	0	0	0	4	4	0.00	0.000										

**New York Mets @ San Francisco Giants**  
Candlestick Park, San Francisco, CA  
Wed May 30 1973, 6:33 AM EDT  
Att: 5,296 - Unknown

**AB 32**  
**R 2**  
**H 4**  
**RBI 2**  
**BB 1**  
**SO 5**  
**LOB 7**



Batter	1	2	3	4	5	6	7	8	9	AB	R	H	RBI	BB	SO	LOB	BOTTOM										
Bobby Bonds, R (1,9) OBP: 0.368, SLG: 0.555	0-0 1-3		0-3 K			0-3 K		0-3 K		3	0	0	0	0	2	2											
Gary Thomasson, L (7, PH) OBP: 0.314, SLG: 0.338										1	0	0	0	0	1	1											
Tito Fuentes, S (1,4) OBP: 0.316, SLG: 0.390	0-0 6-3		0-0 5-3			0-0 HR		0-0 FC1-4		4	1	1	1	0	0	1											
Garry Maddox, R (1,8) OBP: 0.375, SLG: 0.493	0-0 P6		0-3 K			0-0 P3		0-0 4-3		4	0	0	0	0	1	0											
Ed Goodson, L (1,5) OBP: 0.368, SLG: 0.427		0-0 5-3 1B		0-3 K		0-3 K		0-0 4-3		4	1	1	0	0	2	0											
Mike Phillips, L (9,5) OBP: 0.333, SLG: 0.357										0	0	0	0	0	0	0											
Gary Matthews, R (1,7) OBP: 0.429, SLG: 0.515		0-0 5-3 1B		0-0 4-3		4-0 1B		0-0 4-3		3	1	1	0	1	0	0											
Chris Speier, R (1,6) OBP: 0.350, SLG: 0.436		0-0 5-3		0-0 F7		0-0 1B		0-0 4-3		3	0	1	0	0	0	2											
Dave Kingman, R (1,3) OBP: 0.236, SLG: 0.408		4-0 1B		0-0 P4		0-0 F7				2	0	0	0	1	0	2											
Dave Rader, L (1,2) OBP: 0.297, SLG: 0.270		0-3 K			0-0 3-1			0-0 FC1-4 1B		3	0	1	0	0	1	3											
Tom Bradley, R (1,1) OBP: 0.176, SLG: 0.176					0-3 K					3	0	1	2	0	2	1											
Sam McDowell, L (8,1) OBP: 0.182, SLG: 0.182										0	0	0	0	0	0	0											
<b>Inning Stats</b>	R: 0 E: 0 K: 0 S: 3	H: 0 LOB: 0 BB: 0 P: 3	R: 2 E: 0 K: 2 S: 10	H: 3 LOB: 2 BB: 1 P: 14	R: 0 E: 0 K: 2 S: 7	H: 0 LOB: 0 BB: 0 P: 7	R: 0 E: 0 K: 0 S: 3	H: 0 LOB: 0 BB: 0 P: 3	R: 0 E: 0 K: 1 S: 7	H: 0 LOB: 0 BB: 0 P: 7	R: 1 E: 0 K: 1 S: 7	H: 2 LOB: 2 BB: 1 P: 11	R: 0 E: 0 K: 2 S: 8	H: 1 LOB: 1 BB: 0 P: 8	R: 0 E: 0 K: 0 S: 3	H: 0 LOB: 0 BB: 0 P: 3	1B: 5 2B: 0 3B: 0 HR: 1	SF: 0 SAC: 0 DP: 0 HBP: 0	WP: 0 PB: 0 SB: 0 CS: 0	PA: 32							
<b>PITCHER</b>	IP	WLS	BF	H	R	ER	SO	BB	IBB	HBP	BLK	WP	HR	S	P	ERA	WHIP										
Jon Matlack, L (1,1) ERA: 4.48	7.0	L	29	6	3	3	9	1	0	0	0	0	0	45	53	3.86	1.000										
Phil Hennigan, R (8,1) ERA: 3.63	1.0		3	0	0	0	0	0	0	0	0	0	0	3	3	0.00	0.000										

**New York Mets @ San Francisco Giants**  
Candlestick Park, San Francisco, CA  
Wed May 30 1973, 6:33 AM EDT  
Att: 5,296 - Unknown

**AB 30**  
**R 3**  
**H 6**  
**RBI 3**  
**BB 2**  
**SO 9**  
**LOB 12**





Batter	1	2	3	4	5	6	7	8	9	AB	R	H	RBI	BB	SO	LOB	TOP			
Wayne Garrett, L (1,5) OBP: 0.347, SLG: 0.371										4	0	0	0	0	1	1				
Felix Milan, R (1,4) OBP: 0.299, SLG: 0.331										4	0	1	0	0	0	1				
John Milner, L (1,3) OBP: 0.406, SLG: 0.533										4	0	1	0	0	0	1				
Rusty Staub, L (1,9) OBP: 0.363, SLG: 0.401										4	0	3	0	0	1	1				
Ed Kranepool, L (1,7) OBP: 0.321, SLG: 0.376										4	0	1	0	0	1	3				
Jim Gosger, L (1,8) OBP: 0.315, SLG: 0.262										3	0	1	0	1	2	1				
Duffy Dyer, R (1,2) OBP: 0.198, SLG: 0.146										4	0	0	0	0	1	5				
Ted Martinez, R (1,6) OBP: 0.260, SLG: 0.215 (9, PH)										3	0	1	0	0	0	0				
Jim Fregosi, R (9, PH) OBP: 0.306, SLG: 0.226										1	0	0	0	0	0	2				
Jerry Koosman, R (1,1) OBP: 0.208, SLG: 0.174										1	0	0	0	0	1	0				
Ken Boswell, L (8, PH) OBP: 0.281, SLG: 0.367										1	0	0	0	0	0	0				
Tug McGraw, R (8,1) OBP: 0.167, SLG: 0.167										0	0	0	0	0	0	0				
<b>Inning Stats</b>	R: 0 E: 0 K: 0 S: 3	H: 0 LOB: 0 BB: 0 P: 3	R: 0 E: 0 K: 1 S: 6	H: 2 LOB: 1 BB: 0 P: 6	R: 0 E: 0 K: 0 S: 4	H: 1 LOB: 1 BB: 0 P: 4	R: 0 E: 0 K: 1 S: 7	H: 2 LOB: 2 BB: 0 P: 7	R: 0 E: 0 K: 1 S: 5	H: 0 LOB: 0 BB: 0 P: 5	R: 0 E: 0 K: 1 S: 6	H: 1 LOB: 1 BB: 0 P: 6	R: 0 E: 0 K: 1 S: 5	H: 0 LOB: 0 BB: 0 P: 5	R: 0 E: 0 K: 1 S: 6	H: 1 LOB: 1 BB: 1 P: 10	1B: 7 2B: 0 3B: 1 HR: 0	SF: 0 SAC: 1 DP: 0 HBP: 0	WP: 0 PB: 0 SB: 0 CS: 0	PA: 35
<b>PITCHER</b> Bill Greif, R (1,1) ERA: 2.05	IP: 9.0 WLS: W BF: 35 H: 8 R: 0 ER: 0 SO: 7 BB: 1 IBB: 0 HBP: 0 BLK: 0 WP: 0 HR: 0 S: 48 P: 52 ERA: 0.00 WHIP: 1.000															<b>PITCHER</b>				

New York Mets @ San Diego Padres  
San Diego Stadium, San Diego, CA  
Fri Jun 01 1973, 10:05 PM EDT  
Att: 6,394 - Unknown

AB 33  
R 0  
H 8  
RBI 0  
BB 1  
SO 7  
LOB 15



Batter	1	2	3	4	5	6	7	8	9	AB	R	H	RBI	BB	SO	LOB	BOTTOM	
Enzo Hernandez, R (1,6) OBP: 0.310, SLG: 0.252										4	0	1	0	0	0	0		
Johnny Grubb, L (1,8) OBP: 0.417, SLG: 0.486										4	1	2	0	0	1	1		
Jerry Morales, R (1,7) OBP: 0.307, SLG: 0.381										3	1	1	0	1	0	0		
Cito Gaston, R (1,9) OBP: 0.343, SLG: 0.477										4	0	0	0	0	0	4		
Dave Campbell, R (9,3) OBP: 0.262, SLG: 0.266										0	0	0	0	0	0	0		
Fred Kendall, R (1,2) OBP: 0.343, SLG: 0.404										4	1	3	1	0	0	0		
Ivan Murrell, R (1,3) OBP: 0.176, SLG: 0.235 (9,9)										4	1	1	2	0	1	2		
Dave Roberts, R (1,5) OBP: 0.214, SLG: 0.231										3	0	1	1	0	0	1		
Rich Morales, R (1,4) OBP: 0.214, SLG: 0.231										3	0	0	0	0	1	2		
Bill Greif, R (1,1) OBP: 0.240, SLG: 0.095										3	0	0	0	0	2	0		
<b>Inning Stats</b>	R: 4 E: 0 K: 1 S: 9	H: 4 LOB: 1 BB: 1 P: 13	R: 0 E: 0 K: 1 S: 7	H: 2 LOB: 2 BB: 0 P: 7	R: 0 E: 0 K: 0 S: 3	H: 0 LOB: 0 BB: 0 P: 3	R: 0 E: 0 K: 0 S: 3	H: 0 LOB: 0 BB: 0 P: 3	R: 0 E: 0 K: 1 S: 4	H: 1 LOB: 1 BB: 0 P: 4	R: 0 E: 0 K: 1 S: 5	H: 1 LOB: 1 BB: 0 P: 5	R: 0 E: 0 K: 1 S: 6	H: 1 LOB: 1 BB: 0 P: 6	1B: 8 2B: 1 3B: 0 HR: 0	SF: 0 SAC: 0 DP: 0 HBP: 0	WP: 1 PB: 0 SB: 0 CS: 1	PA: 33
<b>PITCHER</b> Jerry Koosman, L (1,1) ERA: 2.78	IP: 7.0 WLS: L BF: 29 H: 8 R: 4 ER: 4 SO: 4 BB: 1 IBB: 0 HBP: 0 BLK: 0 WP: 0 HR: 0 S: 36 P: 40 ERA: 5.14 WHIP: 1.286															<b>PITCHER</b>		
Tug McGraw, L (8,1) ERA: 4.22	IP: 1.0 WLS: L BF: 4 H: 1 R: 0 ER: 0 SO: 1 BB: 0 IBB: 0 HBP: 0 BLK: 0 WP: 1 HR: 0 S: 6 P: 6 ERA: 0.00 WHIP: 1.000															<b>PITCHER</b>		

New York Mets @ San Diego Padres  
San Diego Stadium, San Diego, CA  
Fri Jun 01 1973, 10:05 PM EDT  
Att: 6,394 - Unknown

AB 32  
R 4  
H 9  
RBI 4  
BB 1  
SO 5  
LOB 10





Batter	1	2	3	4	5	6	7	8	9	AB	R	H	RBI	BB	SO	LOB	TOP					
Wayne Garrett, L (1,5) OBP: 0.345, SLG: 0.362										3	0	0	0	1	0	3	<p><b>New York Mets @ San Diego Padres</b> San Diego Stadium, San Diego, CA Sat Jun 02 1973, 10:05 PM EDT Att: 7,376 - Unknown</p> <p>AB 31 R 0 H 5 RBI 0 BB 4 SO 4 LOB 12</p>					
Felix Milten, R (1,4) OBP: 0.298, SLG: 0.329										4	0	1	0	0	0	0						
Rusty Staub, L (1,9) OBP: 0.365, SLG: 0.396										2	0	0	0	2	1	0						
John Milner, L (1,3) OBP: 0.383, SLG: 0.506										4	0	0	0	0	1	3						
Ed Kranepool, L (1,7) OBP: 0.318, SLG: 0.371										4	0	1	0	0	1	3						
Jim Gosger, L (1,8) OBP: 0.312, SLG: 0.275										4	0	1	0	0	0	1						
Jerry May, R (1,2) OBP: 0.244, SLG: 0.243										4	0	0	0	0	0	1						
Ted Martinez, R (1,6) OBP: 0.262, SLG: 0.211										2	0	0	0	1	1	1						
George Theodore, R (9, PH) OBP: 0.324, SLG: 0.333										1	0	0	0	0	0	0						
George Stone, L (1,1) OBP: 0.400, SLG: 0.400										2	0	1	0	0	0	0						
Ken Boswell, L (7, PH) OBP: 0.303, SLG: 0.387										1	0	1	0	0	0	0						
Phil Hennigan, R (7,1) OBP: 0.333, SLG: 0.333										0	0	0	0	0	0	0						
<b>Inning Stats</b>	R: 0 E: 0 K: 1 S: 5	H: 1 LOB: 2 BB: 2 P: 13	R: 0 E: 0 K: 0 S: 4	H: 1 LOB: 2 BB: 1 P: 8	R: 0 E: 0 K: 1 S: 5	H: 0 LOB: 0 BB: 0 P: 5	R: 0 E: 0 K: 0 S: 4	H: 1 LOB: 1 BB: 0 P: 4	R: 0 E: 0 K: 0 S: 3	H: 0 LOB: 0 BB: 0 P: 3	R: 0 E: 0 K: 1 S: 6	H: 1 LOB: 1 BB: 0 P: 6	R: 0 E: 0 K: 1 S: 6	H: 1 LOB: 1 BB: 0 P: 6	R: 0 E: 0 K: 0 S: 3	H: 0 LOB: 1 BB: 1 P: 7	R: 0 E: 0 K: 0 S: 3	H: 0 LOB: 0 BB: 0 P: 3	1B: 4 2B: 1 3B: 0 HR: 0	SF: 0 SAC: 0 DP: 0 HBP: 0	WP: 0 PB: 0 SB: 0 CS: 1	PA: 35
<b>PITCHER</b> Clay Kirby, R (1,1) ERA: 5.44	IP: 9.0 WLS: W BF: 35 H: 5 R: 0 ER: 0 SO: 4 BB: 4 IBB: 0 HBP: 0 BLK: 0 WP: 0 HR: 0 S: 39 P: 55 ERA: 0.00 WHIP: 1.000															<b>PITCHER</b>	IP: 0 WLS: 0 BF: 0 H: 0 R: 0 ER: 0 SO: 0 BB: 0 IBB: 0 HBP: 0 BLK: 0 WP: 0 HR: 0 S: 0 P: 0 ERA: 0.00 WHIP: 0.000					

Batter	1	2	3	4	5	6	7	8	9	AB	R	H	RBI	BB	SO	LOB	BOTTOM			
Enzo Hernandez, R (1,6) OBP: 0.309, SLG: 0.258										4	0	1	1	0	0	0	<p><b>New York Mets @ San Diego Padres</b> San Diego Stadium, San Diego, CA Sat Jun 02 1973, 10:05 PM EDT Att: 7,376 - Unknown</p> <p>AB 27 R 3 H 5 RBI 2 BB 0 SO 3 LOB 2</p>			
Johnny Grubb, L (1,8) OBP: 0.409, SLG: 0.477										3	0	0	0	0	1	1				
Jerry Morales, R (1,7) OBP: 0.308, SLG: 0.379										3	1	1	0	0	1	0				
Cito Gaston, R (1,9) OBP: 0.343, SLG: 0.474										3	0	1	0	0	0	0				
Fred Kendall, R (1,2) OBP: 0.337, SLG: 0.396										3	0	0	0	0	0	1				
Ivan Murrell, R (1,3) OBP: 0.189, SLG: 0.324										3	1	1	1	0	0	0				
Dave Roberts, R (1,5) OBP: 0.203, SLG: 0.218										3	0	0	0	0	0	0				
Rich Morales, R (1,4) OBP: 0.214, SLG: 0.083										3	1	1	0	0	1	0				
Clay Kirby, R (1,1) ERA: 5.44										2	0	0	0	0	0	0				
<b>Inning Stats</b>	R: 0 E: 0 K: 2 S: 7	H: 0 LOB: 0 BB: 0 P: 7	R: 0 E: 0 K: 0 S: 3	H: 0 LOB: 0 BB: 0 P: 3	R: 1 E: 0 K: 0 S: 5	H: 2 LOB: 1 BB: 0 P: 5	R: 2 E: 0 K: 0 S: 5	H: 3 LOB: 0 BB: 0 P: 5	R: 0 E: 0 K: 1 S: 5	H: 0 LOB: 0 BB: 0 P: 5	R: 0 E: 0 K: 0 S: 3	H: 0 LOB: 0 BB: 0 P: 3	R: 0 E: 0 K: 0 S: 3	H: 0 LOB: 0 BB: 0 P: 3	R: 0 E: 0 K: 0 S: 3	H: 0 LOB: 0 BB: 0 P: 3		1B: 3 2B: 1 3B: 0 HR: 1	SF: 0 SAC: 1 DP: 1 HBP: 0	WP: 0 PB: 0 SB: 0 CS: 0
<b>PITCHER</b> George Stone, L (1,1) ERA: 1.71	IP: 6.0 WLS: L BF: 22 H: 5 R: 3 ER: 3 SO: 3 BB: 0 IBB: 0 HBP: 0 BLK: 0 WP: 1 HR: 1 S: 28 P: 28 ERA: 4.50 WHIP: 0.833															<b>PITCHER</b> Phil Hennigan, R (7,1) ERA: 3.33	IP: 2.0 WLS: 0 BF: 6 H: 0 R: 0 ER: 0 SO: 0 BB: 0 IBB: 0 HBP: 0 BLK: 0 WP: 0 HR: 0 S: 6 P: 6 ERA: 0.00 WHIP: 0.000			







Batter	1	2	3	4	5	6	7	8	9	AB	R	H	RBI	BB	SO	LOB	TOP					
Wayne Garrett, L (1, 5) OBP: 0.344, SLG: 0.348	4-0 WP S BB		0-3 K		0-0 F5		0-0 F9			3	0	0	0	1	1	3						
Felix Milten, R (1, 4) OBP: 0.291, SLG: 0.320	0-0 5-3		0-0 FC6-4		0-0 P2			0-0 5-3		4	0	0	0	0	0	3						
Rusty Staub, L (1, 9) OBP: 0.374, SLG: 0.412	4-0 G3-6-3 BB			0-0 FC6-4 1B		0-0 F7		0-0 F8		3	0	1	0	1	0	0						
John Milner, L (1, 3) OBP: 0.369, SLG: 0.471	0-0 G3-6-3			0-0 FC6-4 FC1-6 BB		0-0 F8		0-0 G3		4	0	0	0	0	0	3						
Ed Kranepool, L (1, 7) OBP: 0.325, SLG: 0.364		0-0 G3		4-0 FC1-6 BB		4-0 BB			0-0 4-3	2	0	0	0	2	0	0						
Jim Gosger, L (1, 8) OBP: 0.301, SLG: 0.267	0-0 5-3			0-0 FC1-6		0-0 G3			0-0 F8	4	0	0	0	0	0	3						
Duffy Dyer, R (1, 2) OBP: 0.203, SLG: 0.155	0-0 F3			0-0 1-3					0-0 G3	4	0	1	0	0	0	2						
Bud Harrelson, S (1, 6) OBP: 0.366, SLG: 0.315			4-0 FC2-6 BB		0-0 FC3-5 2B				0-0 FC5-4	1	0	1	0	1	0	0						
Ted Martinez, R (6, 6) OBP: 0.292, SLG: 0.212									0-0 FC5-4	1	0	0	0	0	0	1						
Jon Matlack, L (1, 1) OBP: 0.368, SLG: 0.200			0-0 FC2-6		0-0 FC3-5				0-3 K	2	0	0	0	0	0	2						
Phil Hennigan, R (6, 1) OBP: 0.333, SLG: 0.333											0	0	0	0	0	0						
Ken Boswell, L (7, PH) OBP: 0.294, SLG: 0.375											1	0	0	0	1	1						
Harry Parker, R (7, 1) OBP: 0.154, SLG: 0.154											0	0	0	0	0	0						
<b>Inning Stats</b>	R: 0 E: 0 K: 0 S: 2	H: 0 LOB: 1 BB: 2 P: 10	R: 0 E: 0 K: 0 S: 3	H: 0 LOB: 0 BB: 0 P: 3	R: 0 E: 0 K: 1 S: 5	H: 0 LOB: 1 BB: 1 P: 9	R: 0 E: 0 K: 0 S: 4	H: 1 LOB: 2 BB: 1 P: 8	R: 0 E: 0 K: 0 S: 4	H: 1 LOB: 1 BB: 0 P: 4	R: 0 E: 0 K: 1 S: 3	H: 0 LOB: 1 BB: 1 P: 7	R: 0 E: 0 K: 1 S: 6	H: 1 LOB: 0 BB: 0 P: 6	R: 0 E: 0 K: 0 S: 3	H: 0 LOB: 0 BB: 0 P: 3	R: 0 E: 0 K: 0 S: 3	H: 0 LOB: 0 BB: 0 P: 3	1B: 2 2B: 1 3B: 0 HR: 0	SF: 0 SAC: 0 DP: 1 HBP: 0	WP: 1 PB: 0 SB: 1 CS: 0	PA: 34
<b>PITCHER</b> Jack Billingham, R (1, 1) ERA: 2.94	IP: 9.0 WLS: W BF: 34 H: 3 R: 0 ER: 0 SO: 2 BB: 5 IBB: 0 HBP: 0 BLK: 0 WP: 1 HR: 0 S: 33 P: 53 ERA: 0.00 WHIP: 0.889																					

New York Mets @ Cincinnati Reds  
Riverfront Stadium, Cincinnati, OH  
Mon Jun 04 1973, 7:05 PM EDT  
Att: 13,145 - Unknown

AB	29
R	0
H	3
RBI	0
BB	5
SO	2
LOB	18




Batter	1	2	3	4	5	6	7	8	9	AB	R	H	RBI	BB	SO	LOB	BOTTOM			
Pete Rose, S (1, 7) OBP: 0.379, SLG: 0.401	0-3 K		0-0 F9			0-0 K				4	0	0	0	0	2	3				
Joe Morgan, L (1, 4) OBP: 0.415, SLG: 0.512	0-0 F9			0-3 K		4-0 1B BB	4-0 1B BB			2	2	0	0	2	1	0				
Johnny Bench, R (1, 9) OBP: 0.341, SLG: 0.455	0-0 P3			4-0 BB BB		0-0 F7	0-0 F9			3	0	0	0	1	0	2				
Tony Perez, R (1, 3) OBP: 0.369, SLG: 0.469		4-0 F8 2-3 BB		4-0 BB BB		4-0 1B 1B IBB	0-3 K			1	1	0	0	3	1	1				
Dave Concepcion, R (1, 6) OBP: 0.332, SLG: 0.443		0-0 2-3		0-3 K		0-0 1B WP 1B	0-0 E9			4	1	2	1	0	1	3				
Bobby Tolan, L (1, 8) OBP: 0.251, SLG: 0.312		0-0 F8		0-0 4-3		0-0 WP S 2B 1B	0-3 K			4	1	1	1	0	1	4				
Denis Menke, R (1, 5) OBP: 0.406, SLG: 0.269		0-0 P6			4-0 FC3-6 BB	0-0 BB 1B 2B		0-0 L5		3	0	1	1	1	0	1				
Bill Plummer, R (1, 2) OBP: 0.208, SLG: 0.095			0-0 F9		0-0 FC3-6 B1-6-4	0-0 BB IBB		0-0 6-3		3	0	0	0	1	0	1				
Jack Billingham, R (1, 1) OBP: 0.059, SLG: 0.030			0-3 K		0-0 B1-6-4	4-0 BB		0-0 G3		3	0	0	0	1	1	1				
<b>Inning Stats</b>	R: 0 E: 0 K: 1 S: 5	H: 0 LOB: 0 BB: 0 P: 5	R: 0 E: 0 K: 0 S: 3	H: 0 LOB: 1 BB: 1 P: 7	R: 0 E: 0 K: 1 S: 5	H: 0 LOB: 0 BB: 0 P: 5	R: 0 E: 0 K: 2 S: 7	H: 0 LOB: 2 BB: 2 P: 15	R: 0 E: 0 K: 0 S: 2	H: 0 LOB: 0 BB: 1 P: 6	R: 4 E: 0 K: 1 S: 8	H: 3 LOB: 3 BB: 4 P: 24	R: 1 E: 1 K: 2 S: 8	H: 1 LOB: 1 BB: 1 P: 12	R: 0 E: 0 K: 0 S: 3	H: 0 LOB: 0 BB: 0 P: 3	1B: 3 2B: 1 3B: 0 HR: 0	SF: 0 SAC: 0 DP: 1 HBP: 0	WP: 1 PB: 0 SB: 2 CS: 0	PA: 36
<b>PITCHER</b> Jon Matlack, L (1, 1) ERA: 4.63	IP: 5.2 WLS: L BF: 27 H: 3 R: 4 ER: 4 SO: 5 BB: 6 IBB: 2 HBP: 0 BLK: 0 WP: 0 HR: 0 S: 29 P: 61 ERA: 6.35 WHIP: 1.588																			
Phil Hennigan, R (6, 1) ERA: 3.28	0.1 1 0 0 0 0 0 0 0 0 0 0 1 1 0.00 0.000																			
Harry Parker, R (7, 1) ERA: 2.97	2.0 8 1 1 0 2 1 0 0 0 0 0 0 0 0.00 1.000																			


New York Mets @ Cincinnati Reds  
Riverfront Stadium, Cincinnati, OH  
Mon Jun 04 1973, 7:05 PM EDT  
Att: 13,145 - Unknown

AB	27
R	5
H	4
RBI	3
BB	9
SO	7
LOB	16






Batter	1	2	3	4	5	6	7	8	9	10	AB	R	H	RBI	BB	SO	LOB	TOP									
Wayne Garrett, L OBP: 0.340, SLG: 0.343 (1.5)	K		FC6-4 1B		F7		P4		1-3		5	0	1	0	0	1	3	<b>New York Mets @ Cincinnati Reds</b> Riverfront Stadium, Cincinnati, OH Tue Jun 05 1973, 7:05 PM EDT Att: 14,654 - Unknown  <b>AB 40</b> <b>R 5</b> <b>H 9</b> <b>RBI 5</b> <b>BB 4</b> <b>SO 4</b> <b>LOB 20</b> 									
Felix Millan, R OBP: 0.299, SLG: 0.333 (1.4)	6-3		F8		F9 1B 2B			1B		4-3 3B 1B	5	2	3	0	0	0	1										
Willie Mays, R OBP: 0.208, SLG: 0.119 (1.8)	2B BB		FC6-4 1-2f S		F9 2-3		P2		P3 1-2		4	1	0	0	1	0	4										
Rusty Staub, L OBP: 0.370, SLG: 0.412 (1.9)	2B 1-H		P5 1-2		F9 1-2		F7		F7		5	0	1	1	0	0	4										
Jim Fregosi, R OBP: 0.312, SLG: 0.227 Jim Gosger, L OBP: 0.301, SLG: 0.267 (10.7)	F5			K					F8		4	1	1	1	1	1	2										
John Milner, L OBP: 0.361, SLG: 0.451 (1.3)		E4 WP		K					4-3		4	1	0	0	1	2	1										
Duffy Dyer, R OBP: 0.203, SLG: 0.174 (1.2)		F9 1-2		F7					G3		5	0	1	3	0	0	1										
Ted Martinez, R OBP: 0.288, SLG: 0.223 (1.6)		5-3							5-3		4	0	1	0	1	0	2										
Jerry Koosman, R OBP: 0.185, SLG: 0.154 Jim Beauchamp, R OBP: 0.379, SLG: 0.292 Tug McGraw, R OBP: 0.167, SLG: 0.167 Phil Hennigan, R OBP: 0.333, SLG: 0.333 (10.1)	1-3				P6		1-3				3	0	0	0	0	0	2										
<b>Inning Stats</b>	R: 1 E: 0 K: 1 S: 6	H: 1 LOB: 1 BB: 1 P: 10	R: 0 E: 1 K: 0 S: 4	H: 0 LOB: 1 BB: 0 P: 4	R: 0 E: 0 K: 0 S: 4	H: 1 LOB: 1 BB: 0 P: 4	R: 0 E: 0 K: 2 S: 7	H: 0 LOB: 0 BB: 0 P: 7	R: 0 E: 0 K: 0 S: 5	H: 2 LOB: 1 BB: 0 P: 5	R: 0 E: 0 K: 0 S: 4	H: 1 LOB: 1 BB: 0 P: 4	R: 0 E: 0 K: 1 S: 6	H: 1 LOB: 2 BB: 1 P: 10	R: 3 E: 0 K: 0 S: 5	H: 2 LOB: 1 BB: 2 P: 13	1B: 5 2B: 3 3B: 1 HR: 0		SF: 0 SAC: 0 DP: 0 HBP: 0	WP: 1 PB: 0 SB: 1 CS: 0							
<b>PITCHER</b>	IP 7.0	WLS 2	BF 28	H 5	R 2	ER 2	SO 3	BB 1	IBB 0	HBP 0	BLK 0	WP 1	HR 0	S 33	P 37	ERA 2.57	WHIP 0.857										
Ross Grimsley, L ERA: 2.59 (1.1)																											
Pedro Borbon, R ERA: 2.36 (8.1)	0.1	2	1	0	0	0	0	0	0	0	0	0	0	2	2	0.00	3.000										
Don Gullett, L ERA: 3.1 (8.1)	2.2	W	14	3	3	3	1	2	1	0	0	0	0	13	25	10.12	1.875										

Batter	1	2	3	4	5	6	7	8	9	10	AB	R	H	RBI	BB	SO	LOB	BOTTOM									
Pete Rose, S OBP: 0.384, SLG: 0.406 (1.7)	G6-4-3 1B 2B 1B		4-3		SH2-3 1B		6-3			E9 WP HR 1B	5	2	3	0	0	0	1	<b>New York Mets @ Cincinnati Reds</b> Riverfront Stadium, Cincinnati, OH Tue Jun 05 1973, 7:05 PM EDT Att: 14,654 - Unknown  <b>AB 34</b> <b>R 6</b> <b>H 10</b> <b>RBI 5</b> <b>BB 4</b> <b>SO 2</b> <b>LOB 13</b> 									
Joe Morgan, L OBP: 0.426, SLG: 0.518 (1.4)	G6-4-3 1B		E S BB		SH2-3				L9-3 1B		2	1	2	0	2	0	0										
Johnny Bench, R OBP: 0.342, SLG: 0.466 (8.2)	G6-4-3 1-2f 2-3		G5-4-3 BB		P3				L9-3 1-2		4	1	1	3	1	0	4										
Tony Perez, R OBP: 0.367, SLG: 0.469 (1.3)	1B 2B		G5-4-3 1-2f				5-3		5-3		4	1	1	1	0	0	2										
Dave Concepcion, R OBP: 0.335, SLG: 0.444 (1.6)	2H 1B				FC4-6 1B				5-3		4	0	2	1	0	0	0										
Bobby Tolan, L OBP: 0.246, SLG: 0.306 (8.9)	1-3		FC4-6 1-2f		FC4-6		G3		G3		4	0	0	0	0	0	2										
Denis Menke, R OBP: 0.396, SLG: 0.260 (1.5)		F2		F8			L5		E5		4	0	0	0	0	0	1										
Bill Plummer, R OBP: 0.222, SLG: 0.125 Cesar Geronimo, L OBP: 0.220, SLG: 0.230 (8.8)		6-3		P3					K		3	0	1	0	0	0	1										
Ross Grimsley, L OBP: 0.204, SLG: 0.034 Phil Gagliardi, R OBP: 0.210, SLG: 0.200 Gene Locklear, L OBP: 0.210, SLG: 0.200 Pedro Borbon, R OBP: 0.200, SLG: 0.200 Don Gullett, R OBP: 0.130, SLG: 0.130 Richie Scheinblum, S OBP: 0.130, SLG: 0.130 (10.1)	4-3				K				FC1-6 WP 1B		2	0	0	0	0	1	0										
<b>Inning Stats</b>	R: 2 E: 0 K: 0 S: 6	H: 4 LOB: 1 BB: 0 P: 6	R: 0 E: 0 K: 0 S: 3	H: 0 LOB: 0 BB: 0 P: 3	R: 0 E: 0 K: 0 S: 2	H: 0 LOB: 1 BB: 0 P: 10	R: 0 E: 0 K: 0 S: 4	H: 1 LOB: 1 BB: 0 P: 4	R: 0 E: 0 K: 1 S: 6	H: 0 LOB: 0 BB: 0 P: 3	R: 0 E: 0 K: 0 S: 3	H: 1 LOB: 1 BB: 0 P: 4	R: 0 E: 1 K: 1 S: 6	H: 0 LOB: 1 BB: 0 P: 6	R: 4 E: 1 K: 0 S: 2	H: 2 LOB: 0 BB: 2 P: 10	1B: 8 2B: 2 3B: 0 HR: 1		SF: 0 SAC: 1 DP: 3 HBP: 0	WP: 2 PB: 0 SB: 1 CS: 0							
<b>PITCHER</b>	IP 8.0	WLS 1	BF 31	H 8	R 2	ER 2	SO 1	BB 2	IBB 0	HBP 0	BLK 0	WP 1	HR 0	S 31	P 39	ERA 2.25	WHIP 1.250										
Jerry Koosman, L ERA: 2.73 (1.1)																											
Tug McGraw, L ERA: 4.91 (9.1)	1.0	7	1	3	3	1	2	0	0	0	0	1	0	7	15	27.00	3.000										
Phil Hennigan, R ERA: 3.65 (10.1)	0.0	L	1	1	1	1	0	0	0	0	0	0	1	1	1	∞	∞										




Batter	1	2	3	4	5	6	7	8	9	AB	R	H	RBI	BB	SO	LOB	TOP																	
Davey Lopes, R OBP: 0.402, SLG: 0.409 (1, 4)	5-3		1-2 1B			HR 3B	L8			4	1	2	0	0	0	0																		
Bill Buckner, L OBP: 0.298, SLG: 0.336 (1, 3)	G3		F8			1-3	4-3			4	0	0	0	0	0	3																		
Willie Davis, L OBP: 0.335, SLG: 0.492 (1, 8)	K			1B 2B		HR	4-3			4	2	2	2	0	1	0																		
Joe Ferguson, R OBP: 0.405, SLG: 0.535 (1, 2)		F8		2H 1B		3H 1B BB FC3-2		6-3		4	0	2	1	0	0	0																		
Willie Crawford, L OBP: 0.422, SLG: 0.481 (1, 9)	K			K		FC3-2 1B BB		K		3	1	0	0	1	3	0																		
Ron Cey, R OBP: 0.421, SLG: 0.495 (1, 5)	6-3			K		FC3-2 1B		F3		4	1	1	0	0	1	0																		
Von Joshua, L OBP: 0.356, SLG: 0.358 (1, 7)			4-3		K	FC3-2 1B		P6		4	0	0	0	0	1	3	AB 35																	
Bill Russell, R OBP: 0.299, SLG: 0.351 (1, 6)			4-3		P6	1-2 2-3 3H		K		4	0	1	2	0	1	0	R 5																	
Tommy John, R OBP: 0.208, SLG: 0.174 Pete Richert, L OBP: 0.250, SLG: 0.250 (8, 1)					K	1-2 2H 3H		K		3	0	1	0	0	1	2	H 9																	
						F2		K		1	0	0	0	0	1	0	RBI 5																	
																	BB 1																	
																	SO 9																	
																	LOB 8																	
																																		
<b>Inning Stats</b>	R: 0 E: 0 K: 1 S: 5	H: 0 LOB: 0 BB: 0 P: 5	R: 0 E: 0 K: 1 S: 5	H: 0 LOB: 0 BB: 0 P: 5	R: 0 E: 0 K: 0 S: 5	H: 2 LOB: 2 BB: 0 P: 5	R: 1 E: 0 K: 2 S: 8	H: 2 LOB: 0 BB: 0 P: 8	R: 0 E: 0 K: 0 S: 7	H: 0 LOB: 0 BB: 0 P: 7	R: 4 E: 0 K: 0 S: 8	H: 5 LOB: 2 BB: 1 P: 12	R: 0 E: 0 K: 0 S: 3	H: 0 LOB: 0 BB: 0 P: 3	R: 0 E: 0 K: 1 S: 5	H: 0 LOB: 0 BB: 0 P: 5	R: 0 E: 0 K: 2 S: 7	H: 0 LOB: 0 BB: 0 P: 7	1B: 6 2B: 1 3B: 1 HR: 1	SF: 0 SAC: 0 DP: 0 HBP: 0	WP: 0 PB: 0 SB: 0 CS: 0	PA: 36												
<b>PITCHER</b>	IP WLS BF H R ER SO BB IBB HBP BLK WP HR S P ERA WHIP																																	
Tom Seaver, R ERA: 2.05 Phil Hennigan, R ERA: 3.35	(1, 1) (8, 1)	7.0 L	30 30	9 9	5 5	5 5	6 6	1 0	0 0	0 0	0 0	0 0	0 0	0 0	12 12	45 12	6.43 0.00	1.429 0.000																

Los Angeles Dodgers @ New York Mets  
Shea Stadium, Flushing, NY  
Fri Jun 08 1973, 7:05 PM EDT  
Att: 42,500 - Unknown

AB 35  
R 5  
H 9  
RBI 5  
BB 1  
SO 9  
LOB 8



Batter	1	2	3	4	5	6	7	8	9	AB	R	H	RBI	BB	SO	LOB	BOTTOM																	
Wayne Garrett, L OBP: 0.331, SLG: 0.333 (1, 5)	4-3	4-3			3-1		P5			4	0	0	0	0	0	2																		
Felix Milten, R OBP: 0.293, SLG: 0.326 (1, 4)	F9		1-3		F9			F7		4	0	0	0	0	0	1																		
George Theodore, R OBP: 0.338, SLG: 0.329 (1, 7)	1B E		F9		F8			FC5-4 BB		3	1	1	0	1	0	0																		
Rusty Staub, L OBP: 0.367, SLG: 0.409 (1, 9)	BB E		F8		K			K		4	1	1	0	0	2	1																		
Jim Fregosi, R OBP: 0.309, SLG: 0.217 (1, 6)	E BB			F7		G1		FC5-4		3	0	0	0	1	0	1																		
John Milner, L OBP: 0.357, SLG: 0.474 (1, 3)	E4			F8			HR		F8	4	1	1	1	0	0	1																		
Duffy Dyer, R OBP: 0.205, SLG: 0.176 (1, 2)	K			6-3				FC5-4 1B		4	0	1	0	0	1	2	AB 33																	
Ted Martinez, R OBP: 0.276, SLG: 0.234 (1, 8)		6-3			3-1 SH2-4 1B			L7		4	0	2	0	0	0	1	R 3																	
Tom Seaver, R OBP: 0.265, SLG: 0.290 Jim Beauchamp, R OBP: 0.367, SLG: 0.280 Phil Hennigan, R OBP: 0.333, SLG: 0.333 Ken Boswell, L OBP: 0.286, SLG: 0.364 (7, PH) (8, PH)		5-3			SH2-4			FC5-4		1	0	0	0	0	0	0	H 6																	
																	RBI 1																	
																	BB 2																	
																	SO 3																	
																	LOB 11																	
																																		
<b>Inning Stats</b>	R: 2 E: 1 K: 1 S: 8	H: 2 LOB: 2 BB: 1 P: 12	R: 0 E: 0 K: 0 S: 3	H: 0 LOB: 0 BB: 0 P: 3	R: 0 E: 0 K: 0 S: 3	H: 0 LOB: 0 BB: 0 P: 3	R: 0 E: 0 K: 0 S: 3	H: 0 LOB: 0 BB: 0 P: 3	R: 0 E: 0 K: 0 S: 4	H: 1 LOB: 1 BB: 0 P: 4	R: 0 E: 0 K: 1 S: 5	H: 0 LOB: 0 BB: 0 P: 5	R: 1 E: 0 K: 0 S: 5	H: 2 LOB: 1 BB: 0 P: 5	R: 0 E: 0 K: 1 S: 5	H: 0 LOB: 1 BB: 1 P: 9	R: 0 E: 0 K: 0 S: 4	H: 1 LOB: 1 BB: 0 P: 4	1B: 5 2B: 0 3B: 0 HR: 1	SF: 0 SAC: 1 DP: 0 HBP: 0	WP: 0 PB: 0 SB: 0 CS: 0	PA: 36												
<b>PITCHER</b>	IP WLS BF H R ER SO BB IBB HBP BLK WP HR S P ERA WHIP																																	
Tommy John, L ERA: 3.24 Pete Richert, L ERA: 1.35	(1, 1) (8, 1)	7.1 W	30 30	5 1	3 0	1 0	2 1	2 0	0 0	0 0	0 0	0 0	0 0	0 0	8 8	40 8	1.23 0.00	0.955 0.600																

Los Angeles Dodgers @ New York Mets  
Shea Stadium, Flushing, NY  
Fri Jun 08 1973, 7:05 PM EDT  
Att: 42,500 - Unknown

AB 33  
R 3  
H 6  
RBI 1  
BB 2  
SO 3  
LOB 11





Batter	1	2	3	4	5	6	7	8	9	AB	R	H	RBI	BB	SO	LOB	TOP			
Davey Lopes, R OBP: 0.410, SLG: 0.424										4	2	3	0	0	0	1				
Bill Buckner, L OBP: 0.298, SLG: 0.336										3	0	1	1	0	0	2				
Willie Davis, L OBP: 0.330, SLG: 0.483										4	0	0	1	0	0	1				
Joe Ferguson, R OBP: 0.402, SLG: 0.527										3	0	0	0	1	0	1				
Ron Cey, R OBP: 0.418, SLG: 0.487										3	0	0	0	1	0	1				
Manny Mota, R OBP: 0.403, SLG: 0.403										3	0	1	0	1	0	2				
Willie Crawford, L OBP: 0.414, SLG: 0.471										4	0	0	0	0	2	2	AB 32			
Bill Russell, R OBP: 0.298, SLG: 0.349										4	0	1	0	0	0	2	R 2			
Al Downing, R OBP: 0.125, SLG: 0.087										2	0	0	0	0	2	2	H 7			
Tom Paciorek, R OBP: 0.260, SLG: 0.319										1	0	1	0	0	0	0	RBI 2			
Doug Rau, L										0	0	0	0	0	0	0	BB 3			
Charlie Hough, R										0	0	0	0	0	0	0	SO 4			
Steve Garvey, R OBP: 0.315										1	0	0	0	0	0	1	LOB 15			
<b>Inning Stats</b>	R: 1 E: 0 K: 0 S: 5	H: 2 LOB: 1 BB: 0 P: 5	R: 0 E: 0 K: 2 S: 8	H: 1 LOB: 1 BB: 0 P: 8	R: 1 E: 1 K: 0 S: 4	H: 1 LOB: 2 BB: 2 P: 12	R: 0 E: 0 K: 2 S: 8	H: 1 LOB: 1 BB: 0 P: 8	R: 0 E: 0 K: 0 S: 3	H: 0 LOB: 0 BB: 1 P: 3	R: 0 E: 0 K: 0 S: 3	H: 2 LOB: 0 BB: 0 P: 3	R: 0 E: 0 K: 0 S: 3	H: 0 LOB: 0 BB: 0 P: 3	R: 0 E: 1 K: 0 S: 4	H: 0 LOB: 1 BB: 0 P: 4	1B: 5 2B: 2 3B: 0 HR: 0	SF: 1 SAC: 0 DP: 0 HBP: 0	WP: 0 PB: 0 SB: 3 CS: 2	PA: 36
<b>PITCHER</b> Jon Matlack, L ERA: 4.22	IP: 9.0 WLS: W BF: 36 H: 7 R: 2 ER: 1 SO: 4 BB: 3 IBB: 0 HBP: 0 BLK: 0 WP: 0 HR: 0 S: 41 P: 53 ERA: 1.00 WHIP: 1.111															<b>PITCHER</b>	IP: 9.0 WLS: W BF: 36 H: 7 R: 2 ER: 1 SO: 4 BB: 3 IBB: 0 HBP: 0 BLK: 0 WP: 0 HR: 0 S: 41 P: 53 ERA: 1.00 WHIP: 1.111			

Los Angeles Dodgers @ New York Mets  
Shea Stadium, Flushing, NY  
Sat Jun 09 1973, 3:33 AM EDT  
Att: 47,800 - Unknown

AB 32  
R 2  
H 7  
RBI 2  
BB 3  
SO 4  
LOB 15



Batter	1	2	3	4	5	6	7	8	9	AB	R	H	RBI	BB	SO	LOB	BOTTOM			
Ted Martinez, R OBP: 0.283, SLG: 0.243										4	1	2	0	0	0	0				
Felix Milten, R OBP: 0.292, SLG: 0.324										4	1	1	0	0	0	2				
Willie Mays, R OBP: 0.231, SLG: 0.200										3	2	1	1	1	1	1				
Rusty Staub, L OBP: 0.370, SLG: 0.421										4	0	2	3	0	0	0				
Jim Fregosi, R OBP: 0.306, SLG: 0.208										3	0	0	0	1	0	1				
John Milner, L OBP: 0.353, SLG: 0.459										3	0	0	0	1	2	1				
George Theodore, R OBP: 0.333, SLG: 0.324										4	0	1	0	0	0	3				
Duffy Dyer, R OBP: 0.200, SLG: 0.172										3	0	0	0	0	1	1				
Jon Matlack, L OBP: 0.318, SLG: 0.167										3	0	0	0	0	2	1				
<b>Inning Stats</b>	R: 2 E: 0 K: 1 S: 7	H: 2 LOB: 1 BB: 1 P: 11	R: 0 E: 0 K: 0 S: 3	H: 0 LOB: 0 BB: 0 P: 3	R: 1 E: 0 K: 0 S: 4	H: 1 LOB: 0 BB: 0 P: 4	R: 0 E: 0 K: 0 S: 3	H: 0 LOB: 0 BB: 0 P: 3	R: 0 E: 0 K: 2 S: 8	H: 1 LOB: 1 BB: 0 P: 8	R: 0 E: 0 K: 0 S: 3	H: 0 LOB: 0 BB: 0 P: 3	R: 0 E: 0 K: 2 S: 8	H: 1 LOB: 1 BB: 0 P: 8	R: 1 E: 0 K: 1 S: 7	H: 2 LOB: 2 BB: 2 P: 15	1B: 4 2B: 2 3B: 0 HR: 1	SF: 0 SAC: 0 DP: 0 HBP: 0	WP: 0 PB: 0 SB: 0 CS: 0	PA: 34
<b>PITCHER</b> Al Downing, L ERA: 2.87 Doug Rau, L ERA: 8.2 Charlie Hough, R ERA: 2.08	IP: 6.0 WLS: L BF: 23 H: 4 R: 3 ER: 3 SO: 3 BB: 1 IBB: 0 HBP: 0 BLK: 0 WP: 0 HR: 1 S: 28 P: 32 ERA: 4.50 WHIP: 0.833															<b>PITCHER</b>	IP: 1.2 WLS: L BF: 10 H: 3 R: 1 ER: 1 SO: 3 BB: 2 IBB: 0 HBP: 0 BLK: 0 WP: 0 HR: 0 S: 14 P: 22 ERA: 5.40 WHIP: 3.000			

Los Angeles Dodgers @ New York Mets  
Shea Stadium, Flushing, NY  
Sat Jun 09 1973, 3:33 AM EDT  
Att: 47,800 - Unknown

AB 31  
R 4  
H 7  
RBI 4  
BB 3  
SO 6  
LOB 10





Batter	1	2	3	4	5	6	7	8	9	AB	R	H	RBI	BB	SO	LOB	TOP									
Davey Lopes, R OBP: 0.415, SLG: 0.432										4	1	2	0	1	0	1										
Bill Buckner, L OBP: 0.292, SLG: 0.331										4	0	0	1	0	1	5										
Willie Davis, L OBP: 0.331, SLG: 0.488										4	1	1	0	1	1	4										
Joe Ferguson, R OBP: 0.402, SLG: 0.539										5	1	2	2	0	0	1										
Ron Cey, R OBP: 0.413, SLG: 0.479										3	0	0	1	1	2	2										
Manny Mota, R OBP: 0.399, SLG: 0.398										4	0	1	0	0	0	1										
Willie Crawford, L OBP: 0.416, SLG: 0.472										4	0	2	0	0	0	2	AB 35									
Bill Russell, R OBP: 0.298, SLG: 0.347										4	0	1	0	0	0	1	R 4									
Claude Osteen, L OBP: 0.176, SLG: 0.156										3	1	2	0	0	1	0	H 11									
<b>Inning Stats</b>	R: 0 E: 0 K: 0 S: 3	H: 0 LOB: 0 BB: 0 P: 3	R: 1 E: 0 K: 1 S: 7	H: 2 LOB: 1 BB: 0 P: 7	R: 0 E: 0 K: 1 S: 6	H: 1 LOB: 1 BB: 0 P: 6	R: 0 E: 0 K: 0 S: 3	H: 0 LOB: 1 BB: 1 P: 7	R: 0 E: 0 K: 1 S: 6	H: 1 LOB: 1 BB: 0 P: 6	R: 1 E: 0 K: 0 S: 4	H: 1 LOB: 0 BB: 0 P: 4	R: 0 E: 0 K: 1 S: 7	H: 2 LOB: 3 BB: 1 P: 11	R: 0 E: 0 K: 0 S: 4	H: 1 LOB: 1 BB: 0 P: 4	R: 2 E: 0 K: 1 S: 8	H: 3 LOB: 2 BB: 1 P: 12	1B: 7 2B: 2 3B: 1 HR: 1	SF: 2 SAC: 1 DP: 0 HBP: 0	WP: 0 PB: 0 SB: 1 CS: 0	PA: 41				
<b>PITCHER</b>	IP	WLS	BF	H	R	ER	SO	BB	IBB	HBP	BLK	WP	HR	S	P	ERA	WHIP									
Jerry Koosman, L ERA: 2.69	(1, 1)	8.0	L	34	8	2	2	4	1	1	0	0	0	1	40	48	2.25	1.125								
Tug McGraw, L ERA: 5.23	(9, 1)	1.0		7	3	2	2	1	1	0	0	0	0	0	8	12	18.00	4.000								

Los Angeles Dodgers @ New York Mets  
Shea Stadium, Flushing, NY  
Sun Jun 10 1973, 3:33 AM EDT  
Att: 41,139 - Unknown

AB 35  
R 4  
H 11  
RBI 4  
BB 3  
SO 5  
LOB 17



Batter	1	2	3	4	5	6	7	8	9	AB	R	H	RBI	BB	SO	LOB	BOTTOM									
Ted Martinez, R OBP: 0.282, SLG: 0.252										4	0	1	0	0	0	0										
Felix Milan, R OBP: 0.291, SLG: 0.323										4	0	1	0	0	0	1										
Willie Mays, R OBP: 0.214, SLG: 0.184										4	0	0	0	0	0	2										
Rusty Staub, L OBP: 0.368, SLG: 0.415										3	0	0	0	1	0	2										
Jim Fregosi, R OBP: 0.307, SLG: 0.213										3	0	1	0	0	0	1										
John Milner, L OBP: 0.353, SLG: 0.450										2	0	0	0	1	0	2										
George Theodore, R OBP: 0.321, SLG: 0.312										3	0	0	0	0	0	2	AB 29									
Duffy Dyer, R OBP: 0.195, SLG: 0.168										3	0	0	0	0	0	0	R 0									
Jerry Koosman, R OBP: 0.172, SLG: 0.143										2	0	0	0	0	0	0	H 3									
Don Hahn, R (8, PH)										1	0	0	0	0	0	0	RBI 0									
Tug McGraw, R OBP: 0.167, SLG: 0.167										0	0	0	0	0	0	0	BB 2									
<b>Inning Stats</b>	R: 0 E: 0 K: 0 S: 3	H: 0 LOB: 0 BB: 0 P: 3	R: 0 E: 1 K: 0 S: 4	H: 0 LOB: 1 BB: 0 P: 4	R: 0 E: 0 K: 0 S: 3	H: 0 LOB: 0 BB: 0 P: 3	R: 0 E: 0 K: 0 S: 4	H: 1 LOB: 1 BB: 0 P: 4	R: 0 E: 0 K: 0 S: 2	H: 0 LOB: 0 BB: 1 P: 6	R: 0 E: 0 K: 0 S: 3	H: 0 LOB: 0 BB: 0 P: 3	R: 0 E: 0 K: 0 S: 3	H: 1 LOB: 1 BB: 1 P: 7	R: 0 E: 0 K: 0 S: 3	H: 0 LOB: 0 BB: 0 P: 3	R: 0 E: 0 K: 0 S: 4	H: 1 LOB: 1 BB: 0 P: 4	1B: 2 2B: 2 3B: 0 HR: 0	SF: 0 SAC: 0 DP: 2 HBP: 0	WP: 0 PB: 0 SB: 0 CS: 0	PA: 31				
<b>PITCHER</b>	IP	WLS	BF	H	R	ER	SO	BB	IBB	HBP	BLK	WP	HR	S	P	ERA	WHIP									
Claude Osteen, L ERA: 3.24	(1, 1)	9.0	W	31	3	0	0	0	2	0	0	0	0	0	29	37	0.00	0.556								

Los Angeles Dodgers @ New York Mets  
Shea Stadium, Flushing, NY  
Sun Jun 10 1973, 3:33 AM EDT  
Att: 41,139 - Unknown

AB 29  
R 0  
H 3  
RBI 0  
BB 2  
SO 0  
LOB 10





Batter	1	2	3	4	5	6	7	8	9	AB	R	H	RBI	BB	SO	LOB	TOP								
<b>Bobby Bonds, R</b> OBP: 0.405, SLG: 0.594 (1, 9)	4-0 BLK BB		0-0 F8		0-0 5-3			0-0 SH1-3 1B	4-0 FC6-4 BB	3	0	1	0	2	0	0	<b>San Francisco Giants @ New York Mets</b> Shea Stadium, Flushing, NY Mon Jun 11 1973, 7:05 PM EDT Att: 29,160 - Unknown  <b>livebaseballscores.com</b>								
<b>Tito Fuentes, S</b> OBP: 0.331, SLG: 0.405 (1, 4)	0-0 P5			0-0 1B E 1B		0-0 F7		0-0 SH1-3 1-2	0-0 FC6-4 1-2	4	1	1	0	0	0	4									
<b>Garry Maddox, R</b> OBP: 0.361, SLG: 0.514 (1, 8)	0-3 K			0-0 1B		0-0 6-3		0-3 K		4	0	1	0	0	2	2									
<b>Ed Goodson, L</b> OBP: 0.375, SLG: 0.471 (1, 5)	0-0 4-3 1-2			0-0 E8 2B		0-0 1B		4-0 1B		3	0	2	1	1	0	1									
<b>Gary Matthews, R</b> OBP: 0.391, SLG: 0.453 (1, 7)		0-0 P4		0-0 G3		0-0 1B		0-3 K		4	0	1	0	0	1	3									
<b>Chris Speier, R</b> OBP: 0.356, SLG: 0.414 (1, 6)		0-0 F7		0-0 F5		0-3 K			0-0 G5-4-3 1B	4	0	1	0	0	1	3									
<b>Dave Kingman, R</b> OBP: 0.235, SLG: 0.423 (1, 3)		0-3 K			0-0 HR		0-3 K		0-0 G5-4-3 1B	4	1	1	1	0	2	1									
<b>Dave Rader, L</b> OBP: 0.321, SLG: 0.314 (9, PR)					0-0 F8		0-0 F9		0-0 BB 1B	4	0	2	0	0	0	0									
<b>Mike Sadek, R</b> OBP: 0.353, SLG: 0.125 (9, 2)									0-0 BB 1B	0	0	0	0	0	0	0									
<b>Ron Bryant, S</b> OBP: 0.171, SLG: 0.175 (9, 1)					0-0 L8		0-0 6-3		0-0 BB 1B	4	0	1	0	0	0	1									
<b>Randy Moffitt, R</b> (9, 1)									1-2 BB 1B	0	0	0	0	0	0	0									
<b>Inning Stats</b>	R: 0 E: 0 K: 1 S: 5	H: 0 LOB: 1 P: 9	R: 0 E: 0 K: 1 S: 5	H: 0 LOB: 0 BB: 0 P: 5	R: 0 E: 0 K: 0 S: 3	H: 1 LOB: 0 BB: 0 P: 3	R: 1 E: 1 K: 0 S: 5	H: 3 LOB: 1 BB: 0 P: 5	R: 1 E: 0 K: 0 S: 4	H: 1 LOB: 0 BB: 0 P: 4	R: 0 E: 0 K: 1 S: 7	H: 2 LOB: 2 BB: 0 P: 7	R: 0 E: 0 K: 1 S: 5	H: 0 LOB: 0 BB: 0 P: 5	R: 0 E: 0 K: 2 S: 8	H: 1 LOB: 2 BB: 1 P: 12	R: 0 E: 0 K: 0 S: 5	H: 3 LOB: 3 BB: 1 P: 9	1B: 9 2B: 1 3B: 0 HR: 1	SF: 0 SAC: 1 DP: 2 HBP: 0	WP: 0 PB: 0 SB: 0 CS: 0	PA: 38			
<b>PITCHER</b>	IP	WLS	BF	H	R	ER	SO	BB	IBB	HBP	BLK	WP	HR	S	P	ERA	WHIP								
<b>George Stone, L</b> ERA: 2.0	(1, 1)	6.0	L	24	7	2	2	3	1	0	0	1	0	29	33	3.00	1.333								
<b>Buzz Capra, R</b> ERA:	(7, 1)	2.2		13	4	0	0	3	1	1	0	0	0	17	25	0.00	1.875								
<b>Phil Hennigan, R</b> ERA: 3.33	(9, 1)	0.1		1	0	0	0	0	0	0	0	0	0	1	1	0.00	0.000								

Batter	1	2	3	4	5	6	7	8	9	AB	R	H	RBI	BB	SO	LOB	BOTTOM								
<b>Ted Martinez, R</b> OBP: 0.279, SLG: 0.250 (1, 5)	0-0 6-3		0-0 FC6-4		0-0 1B 2H 1B		0-0 5-3		0-0 F8	5	0	1	1	0	0	4	<b>San Francisco Giants @ New York Mets</b> Shea Stadium, Flushing, NY Mon Jun 11 1973, 7:05 PM EDT Att: 29,160 - Unknown  <b>livebaseballscores.com</b>								
<b>Felix Milten, R</b> OBP: 0.294, SLG: 0.325 (1, 4)	0-0 4-3		0-0 F7		0-0 BB 1B		0-0 4-3		0-0 FC4-6 1B	5	0	2	0	0	0	1									
<b>Willie Mays, R</b> OBP: 0.213, SLG: 0.170 (1, 8)	0-0 6-3			0-0 P6		4-0 BB		0-0 F8	0-0 FC4-6 1-2	4	0	0	0	1	0	1									
<b>Rusty Staub, L</b> OBP: 0.361, SLG: 0.406 (1, 9)		0-0 G3		0-0 4-3		0-0 6-3		0-0 4-3		4	0	0	0	0	0	3									
<b>Jim Fregosi, R</b> OBP: 0.304, SLG: 0.228 (1, 6)		0-0 F8		0-0 E5		0-0 SH5-4 2B		0-0 6-3		4	0	1	0	0	0	0									
<b>John Milner, L</b> OBP: 0.396, SLG: 0.446 (1, 3)		4-0 BB		0-0 F9		4-0 SH5-4 BB		4-0 BB		1	0	0	0	3	0	1									
<b>George Theodore, R</b> OBP: 0.322, SLG: 0.313 (1, 7)		0-0 P4			0-0 1B 1B		0-0 SH5-4		0-0 F8	3	1	1	0	0	0	2									
<b>Duffy Dyer, R</b> OBP: 0.197, SLG: 0.164 (1, 2)			0-0 G3		0-3 K		4-0 BB		0-0 F8	3	0	0	0	1	1	2									
<b>George Stone, L</b> OBP: 0.429, SLG: 0.429 (6, PH)					0-0 1-3		0-3 K		0-3 K	2	0	1	0	0	0	1									
<b>Jim Beauchamp, R</b> OBP: 0.355, SLG: 0.269 (7, 1)									0-0 K	1	0	0	0	0	1	3									
<b>Buzz Capra, R</b> (9, 1)									0-0 FC6-4 1B	0	0	0	0	0	0	0									
<b>Phil Hennigan, R</b> OBP: 0.333, SLG: 0.333 (9, PH)									1-2 BB 1B	1	0	0	0	0	0	0									
<b>Inning Stats</b>	R: 0 E: 0 K: 0 S: 3	H: 0 LOB: 0 P: 3	R: 0 E: 0 K: 0 S: 3	H: 0 LOB: 1 BB: 1 P: 7	R: 0 E: 0 K: 0 S: 4	H: 1 LOB: 1 BB: 0 P: 4	R: 0 E: 1 K: 0 S: 4	H: 0 LOB: 1 BB: 0 P: 4	R: 1 E: 0 K: 1 S: 8	H: 3 LOB: 3 BB: 1 P: 12	R: 0 E: 0 K: 1 S: 3	H: 0 LOB: 0 BB: 0 P: 3	R: 0 E: 0 K: 0 S: 3	H: 0 LOB: 1 BB: 1 P: 7	R: 0 E: 0 K: 1 S: 6	H: 1 LOB: 1 BB: 0 P: 6	R: 0 E: 0 K: 1 S: 6	H: 1 LOB: 1 BB: 0 P: 6	1B: 5 2B: 1 3B: 0 HR: 0	SF: 0 SAC: 1 DP: 0 HBP: 0	WP: 0 PB: 0 SB: 0 CS: 0	PA: 39			
<b>PITCHER</b>	IP	WLS	BF	H	R	ER	SO	BB	IBB	HBP	BLK	WP	HR	S	P	ERA	WHIP								
<b>Ron Bryant, L</b> ERA: 2.17	(1, 1)	8.2	W	38	6	1	1	3	5	0	0	0	0	39	59	1.04	1.269								
<b>Randy Moffitt, R</b> ERA: 2.61	(9, 1)	0.1	S	1	0	0	0	0	0	0	0	0	0	1	1	0.00	0.000								



Batter	1	2	3	4	5	6	7	8	9	AB	R	H	RBI	BB	SO	LOB	TOP								
<b>Bobby Bonds, R</b> OBP: 0.412, SLG: 0.593 (1, 9)										2	2	1	0	3	0	0	<b>San Francisco Giants @ New York Mets</b> Shea Stadium, Flushing, NY Tue Jun 12 1973, 7:05 PM EDT Att: 24,135 - Unknown <a href="http://livebaseballscorecards.com">livebaseballscorecards.com</a>								
<b>Tito Fuentes, S</b> OBP: 0.333, SLG: 0.404 (1, 4)										3	1	1	1	1	1	1									
<b>Garry Maddox, R</b> OBP: 0.377, SLG: 0.505 (1, 8)										5	0	1	2	0	0	3									
<b>Ed Goodson, L</b> OBP: 0.371, SLG: 0.464 (1, 5)										5	0	1	1	0	0	2									
<b>Gary Matthews, R</b> OBP: 0.393, SLG: 0.451 (1, 7)										3	0	1	0	1	1	3									
<b>Chris Speier, R</b> OBP: 0.358, SLG: 0.415 (1, 6)										4	0	2	0	0	0	1									
<b>Dave Kingman, R</b> OBP: 0.228, SLG: 0.409 (1, 3)										4	0	0	0	0	1	4									
<b>Mike Sadek, R</b> OBP: 0.333, SLG: 0.158 (8, PH)										3	0	1	0	0	0	0									
<b>Dave Rader, L</b> OBP: 0.319, SLG: 0.312 (8, 2)										1	0	0	0	0	0	2									
<b>Juan Marichal, R</b> OBP: 0.286, SLG: 0.267 (1, 1)										3	0	0	0	0	0	1									
<b>Elias Sosa, R</b> OBP: 0.500, SLG: 0.333 (8, 1)										0	0	0	0	0	0	0									
<b>Jim Howarth, L</b> OBP: 0.246, SLG: 0.231 (9, PH)										1	1	1	0	0	0	0									
<b>Inning Stats</b>	R: 1 E: 0 K: 0 S: 4	H: 1 LOB: 1 BB: 1 P: 8	R: 0 E: 0 K: 0 S: 3	H: 1 LOB: 0 BB: 0 P: 3	R: 0 E: 0 K: 0 S: 3	H: 1 LOB: 1 BB: 1 P: 7	R: 0 E: 1 K: 1 S: 6	H: 1 LOB: 1 BB: 0 P: 6	R: 2 E: 1 K: 1 S: 8	H: 2 LOB: 2 BB: 1 P: 12	R: 0 E: 0 K: 0 S: 4	H: 1 LOB: 1 BB: 0 P: 4	R: 0 E: 0 K: 1 S: 5	H: 0 LOB: 0 BB: 0 P: 5	R: 0 E: 1 K: 0 S: 4	H: 1 LOB: 2 BB: 1 P: 8	R: 1 E: 0 K: 0 S: 4	H: 1 LOB: 1 BB: 1 P: 8	1B: 9 2B: 0 3B: 0 HR: 0	SF: 0 SAC: 1 DP: 1 HBP: 0	WP: 1 PB: 0 SB: 1 CS: 1	PA: 40			
<b>PITCHER</b>	IP	WLS	BF	H	R	ER	SO	BB	IBB	HBP	BLK	WP	HR	S	P	ERA	WHIP								
<b>Jim McAndrew, R</b> ERA: 4.89 (1, 1)	5.0		23	6	3	1	2	3	0	0	0	1	0	24	36	1.80	1.800								
<b>Harry Parker, R</b> ERA: 2.99 (6, 1)	3.0	W	14	3	1	1	1	2	0	0	0	0	0	14	22	3.00	1.667								
<b>Phil Hennigan, R</b> ERA: 3.21 (9, 1)	1.0	S	3	0	0	0	0	0	0	0	0	0	0	3	3	0.00	0.000								

Batter	1	2	3	4	5	6	7	8	9	AB	R	H	RBI	BB	SO	LOB	BOTTOM								
<b>Willie Mays, R</b> OBP: 0.231, SLG: 0.193 (7, PR)										4	1	2	1	0	0	0	<b>San Francisco Giants @ New York Mets</b> Shea Stadium, Flushing, NY Tue Jun 12 1973, 7:05 PM EDT Att: 24,135 - Unknown <a href="http://livebaseballscorecards.com">livebaseballscorecards.com</a>								
<b>Don Hahn, R</b> (8, 8)										4	0	3	1	0	0	1									
<b>Felix Milten, R</b> OBP: 0.302, SLG: 0.338 (1, 4)										4	0	1	1	0	0	4									
<b>Rusty Staub, L</b> OBP: 0.359, SLG: 0.408 (1, 9)										4	0	1	1	0	0	4									
<b>John Milner, L</b> OBP: 0.370, SLG: 0.442 (1, 3)										3	1	1	0	1	1	3									
<b>Ed Kranepool, L</b> OBP: 0.322, SLG: 0.387 (8, PR)										4	1	1	2	0	0	2									
<b>Ted Martinez, R</b> OBP: 0.279, SLG: 0.250 (9, 7)										0	0	0	0	0	0	0									
<b>Jim Gosger, L</b> OBP: 0.301, SLG: 0.267 (8, 7)										0	0	0	0	0	0	0									
<b>Jim Fregosi, R</b> OBP: 0.282, SLG: 0.217 (1, 6)										4	0	0	0	0	3	1									
<b>Wayne Garrett, L</b> OBP: 0.329, SLG: 0.331 (1, 5)										4	0	1	0	0	0	0									
<b>Duffy Dyer, R</b> OBP: 0.199, SLG: 0.174 (1, 2)										4	1	1	0	0	1	1									
<b>Jim McAndrew, R</b> OBP: 0.385, SLG: 0.222 (5, PH)										1	0	0	0	0	0	1									
<b>Ken Boswell, L</b> OBP: 0.278, SLG: 0.353 (6, 1)										1	0	0	0	0	0	0									
<b>Harry Parker, R</b> OBP: 0.143, SLG: 0.143 (9, 1)										1	0	0	0	0	0	0									
<b>Phil Hennigan, R</b> OBP: 0.333, SLG: 0.333 (8, 1)										0	0	0	0	0	0	0									
<b>Inning Stats</b>	R: 0 E: 0 K: 0 S: 4	H: 1 LOB: 1 BB: 0 P: 4	R: 0 E: 0 K: 1 S: 5	H: 0 LOB: 0 BB: 0 P: 5	R: 2 E: 0 K: 0 S: 6	H: 3 LOB: 2 BB: 1 P: 10	R: 0 E: 0 K: 1 S: 5	H: 0 LOB: 0 BB: 0 P: 5	R: 0 E: 0 K: 0 S: 4	H: 1 LOB: 1 BB: 0 P: 4	R: 2 E: 0 K: 0 S: 5	H: 2 LOB: 0 BB: 0 P: 5	R: 1 E: 1 K: 1 S: 7	H: 2 LOB: 2 BB: 0 P: 7	R: 0 E: 1 K: 2 S: 8	H: 1 LOB: 1 BB: 0 P: 8	R: 0 E: 1 K: 2 S: 8	H: 1 LOB: 1 BB: 0 P: 8	1B: 6 2B: 3 3B: 0 HR: 1	SF: 0 SAC: 0 DP: 0 HBP: 0	WP: 1 PB: 0 SB: 0 CS: 1	PA: 35			
<b>PITCHER</b>	IP	WLS	BF	H	R	ER	SO	BB	IBB	HBP	BLK	WP	HR	S	P	ERA	WHIP								
<b>Juan Marichal, R</b> ERA: 3.79 (1, 1)	7.0	L	32	9	5	4	3	1	0	0	0	1	1	37	41	5.14	1.429								
<b>Elias Sosa, R</b> ERA: 2.0 (8, 1)	1.0		3	1	0	0	2	0	0	0	0	0	0	7	7	0.00	1.000								



Batter	1	2	3	4	5	6	7	8	9	AB	R	H	RBI	BB	SO	LOB	TOP			
<b>Bobby Bonds, R</b> OBP: 0.411, SLG: 0.588 (1,9)	F3		BB					K		4	0	1	1	1	1	2				
<b>Tito Fuentes, S</b> OBP: 0.331, SLG: 0.398 (1,4)	P4		L7					1B	F7	4	0	0	0	0	0	7				
<b>Garry Maddox, R</b> OBP: 0.374, SLG: 0.500 (1,8)	5-3							K		4	0	1	0	0	1	1				
<b>Ed Goodson, L</b> OBP: 0.368, SLG: 0.459 (1,5)		3-1								4	0	1	0	0	0	1				
<b>Gary Matthews, R</b> OBP: 0.400, SLG: 0.458 (1,7)										4	0	3	0	0	0	2				
<b>Chris Speier, R</b> OBP: 0.353, SLG: 0.408 (1,6)										4	0	0	0	0	0	4				
<b>Dave Kingman, R</b> OBP: 0.296, SLG: 0.412 (1,3)										4	0	2	0	0	1	0				
<b>Dave Rader, L</b> OBP: 0.316, SLG: 0.316 (1,2)										4	0	1	0	0	0	2				
<b>Damaso Blanco, R</b> (9, FR)										0	1	0	0	0	0	0				
<b>Tom Bradley, R</b> OBP: 0.174, SLG: 0.136 (1,1)										1	0	0	0	1	0	0				
<b>John Morris, R</b> (8,1)										0	0	0	0	0	0	0				
<b>Willie McCovey, L</b> OBP: 0.418, SLG: 0.516 (9, PH)										0	0	0	0	1	0	0				
<b>Gary Thomasson, L</b> OBP: 0.297, SLG: 0.317 (9, FR)										0	0	0	0	0	0	0				
<b>Inning Stats</b>	R: 0 E: 0 K: 0 S: 3	H: 0 LOB: 0 BB: 0 P: 3	R: 0 E: 0 K: 0 S: 3	H: 1 LOB: 0 BB: 0 P: 3	R: 0 E: 0 K: 0 S: 4	H: 1 LOB: 2 BB: 1 P: 8	R: 0 E: 0 K: 0 S: 4	H: 2 LOB: 1 BB: 0 P: 4	R: 0 E: 0 K: 1 S: 6	H: 1 LOB: 2 BB: 1 P: 10	R: 0 E: 0 K: 0 S: 4	H: 0 LOB: 0 BB: 0 P: 3	R: 0 E: 0 K: 2 S: 8	H: 1 LOB: 2 BB: 1 P: 9	R: 1 E: 0 K: 1 S: 7	H: 2 LOB: 3 BB: 1 P: 11	1B: 8 2B: 1 3B: 0 HR: 0	SF: 0 SAC: 1 DP: 2 HBP: 1	WP: 0 PB: 0 SB: 1 CS: 0	PA: 38
<b>PITCHER</b> <b>Tom Seaver, R</b> ERA: 1.97 (1,1)	IP: 9.0 WLS: W BF: 38 H: 9 R: 1 ER: 1 SO: 4 BB: 3 IBB: 0 HBP: 1 BLK: 0 WP: 0 HR: 0 S: 42 P: 55 ERA: 1.00 WHIP: 1.333																			

San Francisco Giants @ New York Mets  
Shea Stadium, Flushing, NY  
Wed Jun 13 1973, 7:05 PM EDT  
Att: 25,776 - Unknown

AB 33  
R 1  
H 9  
RBI 1  
BB 3  
SO 4  
LOB 19



Batter	1	2	3	4	5	6	7	8	9	AB	R	H	RBI	BB	SO	LOB	BOTTOM	
<b>Willie Mays, R</b> OBP: 0.217, SLG: 0.180 (1,8)	F3									4	0	0	0	0	0	2		
<b>Don Hahn, R</b> (9,8)		P4								0	0	0	0	0	0	0		
<b>Felix Milan, R</b> OBP: 0.311, SLG: 0.366 (1,4)										4	2	3	1	0	0	0		
<b>Rusty Staub, L</b> OBP: 0.362, SLG: 0.410 (1,9)										4	1	2	0	0	0	2		
<b>John Milner, L</b> OBP: 0.366, SLG: 0.449 (1,3)										3	0	1	2	0	1	1		
<b>Ed Kranepool, L</b> OBP: 0.320, SLG: 0.383 (1,7)										4	0	1	0	0	1	2		
<b>Wayne Garrett, L</b> OBP: 0.322, SLG: 0.322 (1,5)										4	0	0	0	0	1	2		
<b>Jim Fregosi, R</b> OBP: 0.303, SLG: 0.244 (1,6)										3	0	2	0	0	0	0		
<b>Ron Hodges, L</b> OBP: 0.333, SLG: 0.333 (1,2)										3	0	1	0	0	1	2		
<b>Tom Seaver, R</b> OBP: 0.243, SLG: 0.265 (1,1)										3	0	0	0	0	1	3		
<b>Inning Stats</b>	R: 2 E: 0 K: 0 S: 6	H: 3 LOB: 1 BB: 0 P: 6	R: 0 E: 0 K: 1 S: 6	H: 1 LOB: 0 BB: 0 P: 6	R: 0 E: 0 K: 1 S: 6	H: 1 LOB: 1 BB: 0 P: 6	R: 0 E: 0 K: 2 S: 8	H: 1 LOB: 0 BB: 0 P: 8	R: 0 E: 0 K: 1 S: 5	H: 0 LOB: 0 BB: 0 P: 5	R: 0 E: 0 K: 0 S: 4	H: 1 LOB: 1 BB: 0 P: 4	R: 1 E: 0 K: 0 S: 5	H: 2 LOB: 1 BB: 0 P: 5	1B: 6 2B: 3 3B: 0 HR: 1	SF: 1 SAC: 0 DP: 1 HBP: 0	WP: 0 PB: 0 SB: 0 CS: 0	PA: 33
<b>PITCHER</b> <b>Tom Bradley, R</b> ERA: 3.68 (1,1)	IP: 7.0 WLS: L BF: 29 H: 9 R: 3 ER: 3 SO: 5 BB: 0 IBB: 0 HBP: 0 BLK: 0 WP: 0 HR: 1 S: 39 P: 39 ERA: 3.86 WHIP: 1.286																	
<b>John Morris, L</b> ERA: 3.35 (8,1)	IP: 1.0 WLS: L BF: 4 H: 1 R: 0 ER: 0 SO: 0 BB: 0 IBB: 0 HBP: 0 BLK: 0 WP: 0 HR: 0 S: 4 P: 4 ERA: 0.00 WHIP: 1.000																	

San Francisco Giants @ New York Mets  
Shea Stadium, Flushing, NY  
Wed Jun 13 1973, 7:05 PM EDT  
Att: 25,776 - Unknown

AB 32  
R 3  
H 10  
RBI 3  
BB 0  
SO 5  
LOB 14





Batter	1	2	3	4	5	6	7	8	9	AB	R	H	RBI	BB	SO	LOB	TOP			
Gene Locklear, L (1, 7) OBP: 0.316, SLG: 0.242										3	0	0	0	1	1	2				
Jerry Morales, R (1, 8) OBP: 0.309, SLG: 0.390										4	1	2	0	0	0	1				
Dwain Anderson, R (1, 5) OBP: 0.282, SLG: 0.152										4	0	0	0	0	1	3				
Nate Colbert, R (1, 3) OBP: 0.319, SLG: 0.337										4	0	0	0	0	3	1				
Cito Gaston, R (1, 9) OBP: 0.342, SLG: 0.466										4	1	2	2	0	0	0				
Fred Kendall, R (1, 2) OBP: 0.338, SLG: 0.384										3	0	1	0	1	0	1				
Derrel Thomas, S (1, 6) OBP: 0.298, SLG: 0.256										3	0	0	0	0	0	1				
Rich Morales, R (1, 4) OBP: 0.231, SLG: 0.121										3	0	0	0	0	2	1				
Steve Arlin, R (1, 1) OBP: 0.263, SLG: 0.222										2	0	1	0	1	0	1				
Rich Troedson, L (8, 1)										0	0	0	0	0	0	0				
<b>Inning Stats</b>	R: 0 E: 0 K: 0 S: 2	H: 0 LOB: 0 BB: 1 P: 6	R: 0 E: 0 K: 1 S: 5	H: 0 LOB: 0 BB: 0 P: 5	R: 0 E: 0 K: 0 S: 4	H: 1 LOB: 1 BB: 0 P: 4	R: 1 E: 0 K: 0 S: 5	H: 2 LOB: 1 BB: 0 P: 5	R: 0 E: 0 K: 2 S: 7	H: 0 LOB: 1 BB: 1 P: 11	R: 0 E: 0 K: 1 S: 6	H: 1 LOB: 1 BB: 1 P: 10	R: 0 E: 0 K: 1 S: 5	H: 1 LOB: 0 BB: 0 P: 5	R: 0 E: 0 K: 1 S: 6	H: 1 LOB: 1 BB: 0 P: 6	1B: 5 2B: 0 3B: 0 HR: 1	SF: 0 SAC: 1 DP: 1 HBP: 0	WP: 0 PB: 0 SB: 0 CS: 1	PA: 34
<b>PITCHER</b> Jon Matlack, L (1, 1) ERA: 3.99	IP: 9.0 WLS: W BF: 34 H: 6 R: 2 ER: 2 SO: 7 BB: 3 IBB: 0 HBP: 0 BLK: 0 WP: 0 HR: 1 S: 45 P: 57 ERA: 2.00 WHIP: 1.000															<b>PITCHER</b>				

San Diego Padres @ New York Mets  
Shea Stadium, Flushing, NY  
Fri Jun 15 1973, 7:05 PM EDT  
Att: 27,524 - Unknown

AB	30
R	2
H	6
RBI	2
BB	3
SO	7
LOB	11



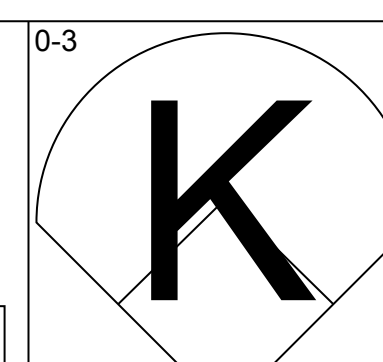
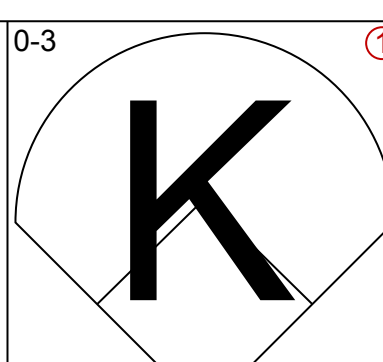
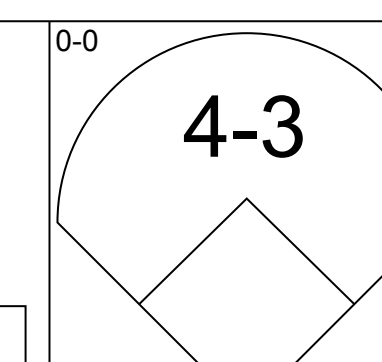
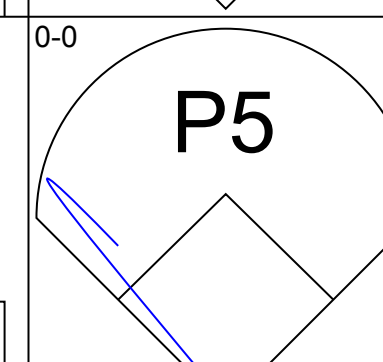
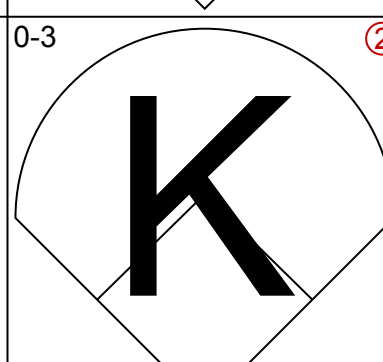
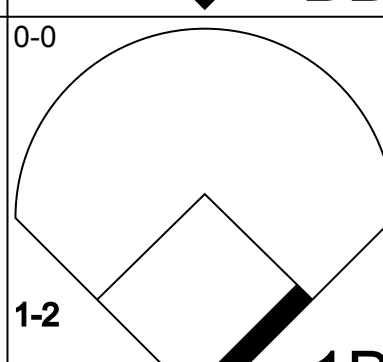
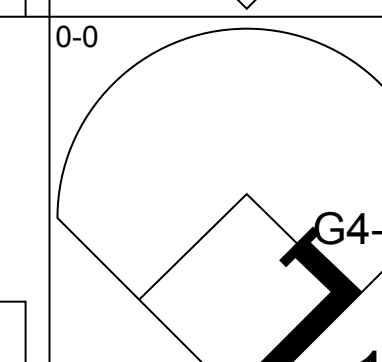
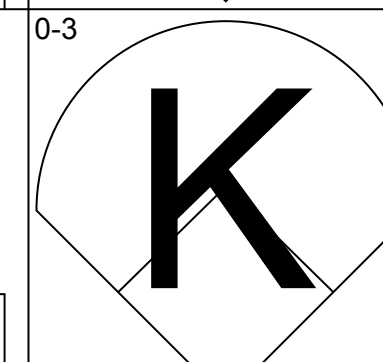
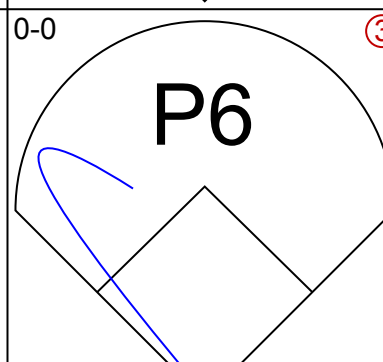
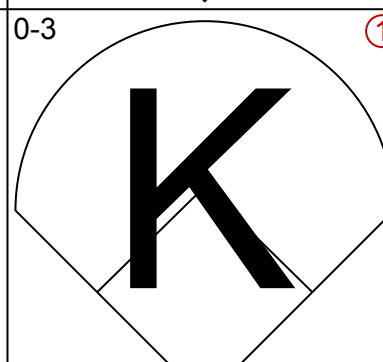
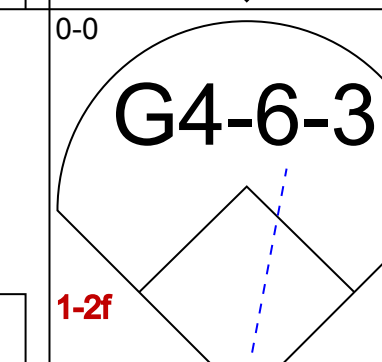
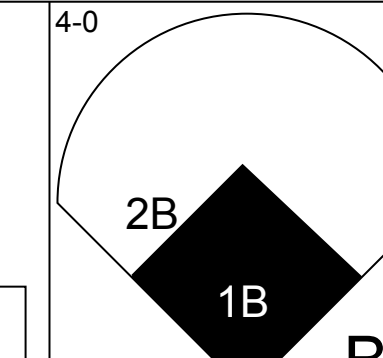
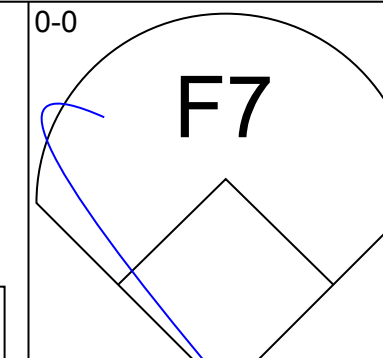
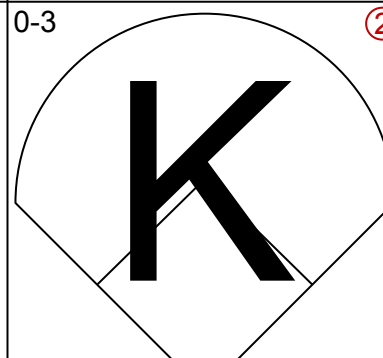
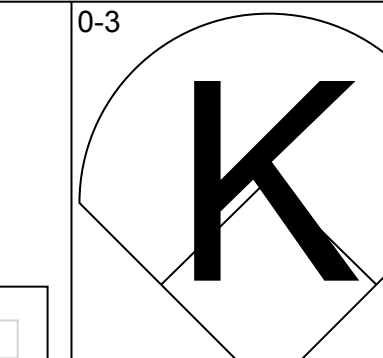
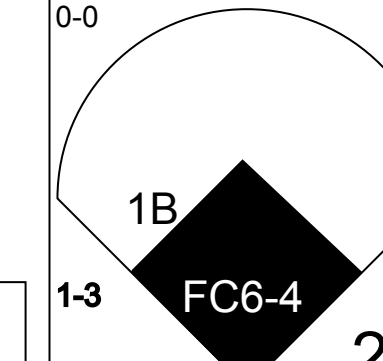
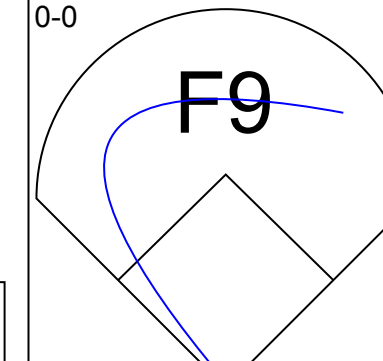
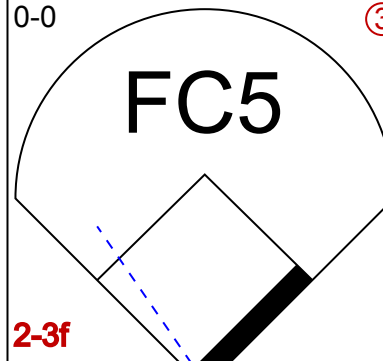
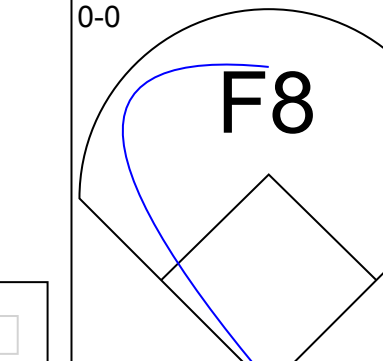
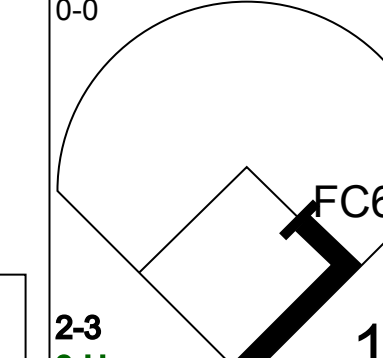
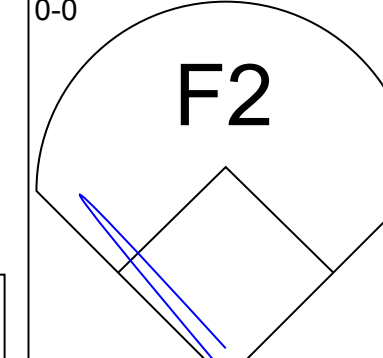
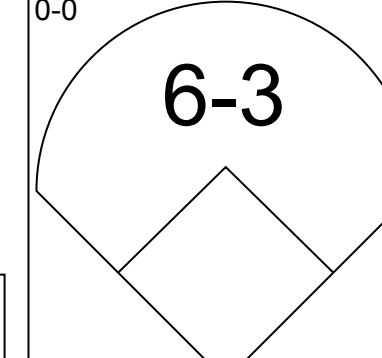
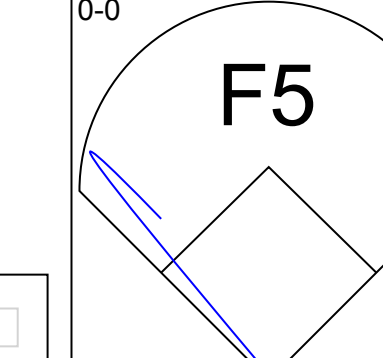
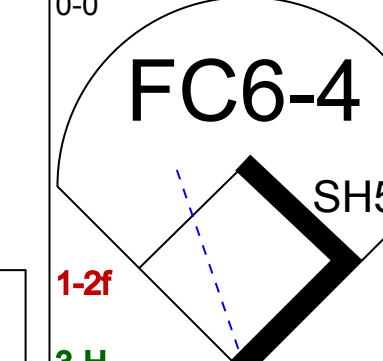
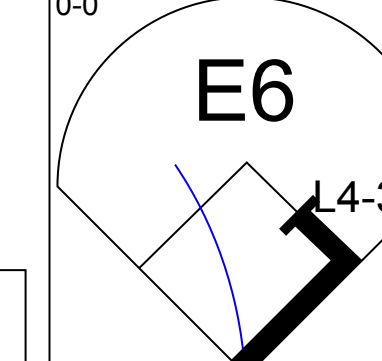
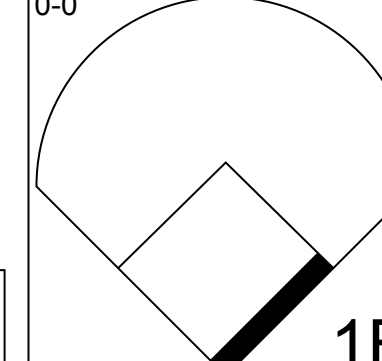
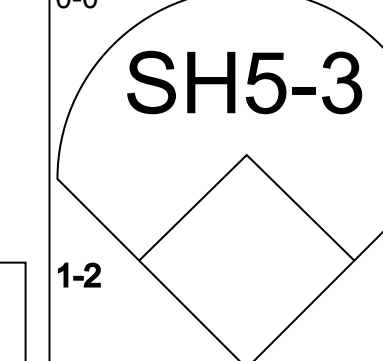
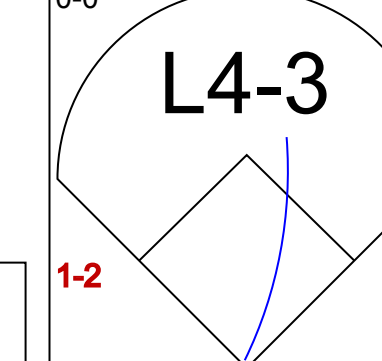
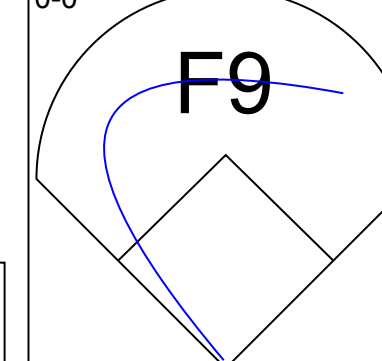
Batter	1	2	3	4	5	6	7	8	9	AB	R	H	RBI	BB	SO	LOB	BOTTOM			
Willie Mays, R (1, 8) OBP: 0.219, SLG: 0.185										4	1	1	0	0	1	3				
Don Hahn, R (9, 8)										0	0	0	0	0	0	0				
Felix Milan, R (1, 4) OBP: 0.310, SLG: 0.364										4	0	1	0	0	0	3				
Rusty Staub, L (1, 9) OBP: 0.360, SLG: 0.404										3	0	0	0	1	0	0				
John Milner, L (1, 3) OBP: 0.363, SLG: 0.441										4	1	1	1	0	0	2				
Ed Kranepool, L (1, 7) OBP: 0.325, SLG: 0.387										4	1	2	0	0	0	2				
Wayne Garrett, L (1, 5) OBP: 0.320, SLG: 0.340										4	1	1	3	0	0	1				
Jim Fregosi, R (1, 6) OBP: 0.320, SLG: 0.289										4	1	3	0	0	0	0				
Ron Hodges, L (1, 2) OBP: 0.286, SLG: 0.333										3	0	1	1	0	0	3				
Jon Matlack, L (1, 1) OBP: 0.308, SLG: 0.143										3	0	0	0	1	2	1				
<b>Inning Stats</b>	R: 1 E: 0 K: 0 S: 4	H: 2 LOB: 1 BB: 1 P: 8	R: 0 E: 1 K: 0 S: 5	H: 1 LOB: 3 BB: 1 P: 9	R: 0 E: 0 K: 0 S: 3	H: 0 LOB: 0 BB: 0 P: 3	R: 1 E: 0 K: 0 S: 4	H: 1 LOB: 0 BB: 0 P: 4	R: 0 E: 0 K: 0 S: 3	H: 0 LOB: 0 BB: 0 P: 3	R: 0 E: 0 K: 2 S: 7	H: 2 LOB: 2 BB: 0 P: 5	R: 0 E: 0 K: 1 S: 9	H: 0 LOB: 1 BB: 0 P: 9	R: 3 E: 0 K: 1 S: 9	H: 4 LOB: 1 BB: 0 P: 9	1B: 8 2B: 1 3B: 1 HR: 1	SF: 1 SAC: 0 DP: 1 HBP: 0	WP: 0 PB: 0 SB: 0 CS: 0	PA: 36
<b>PITCHER</b> Steve Arlin, R (1, 1) ERA: 6.29	IP: 7.2 WLS: L BF: 35 H: 10 R: 5 ER: 5 SO: 2 BB: 2 IBB: 0 HBP: 0 BLK: 0 WP: 0 HR: 1 S: 37 P: 45 ERA: 5.87 WHIP: 1.565															<b>PITCHER</b>				
Rich Troedson, L (8, 1) ERA: 3.93	IP: 0.1 WLS: L BF: 1 H: 0 R: 0 ER: 0 SO: 1 BB: 0 IBB: 0 HBP: 0 BLK: 0 WP: 0 HR: 0 S: 3 P: 3 ERA: 0.00 WHIP: 0.000															<b>PITCHER</b>				

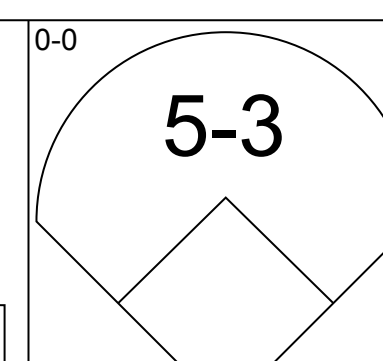
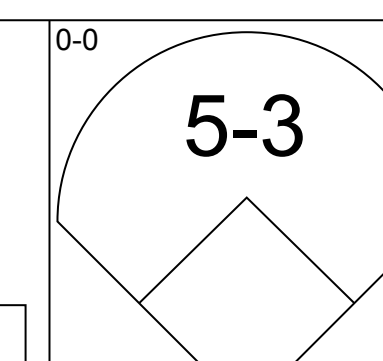
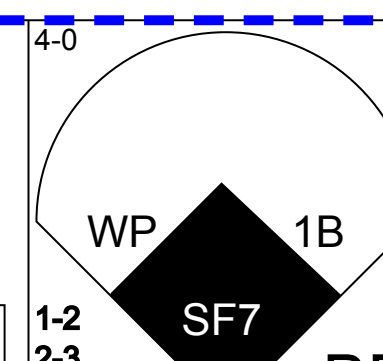
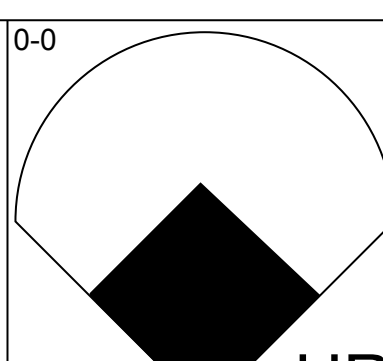
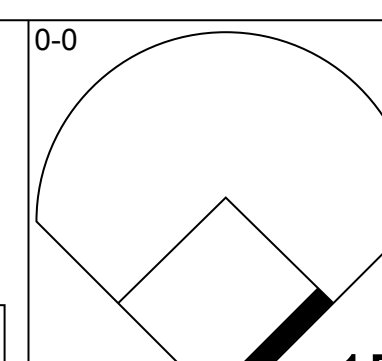
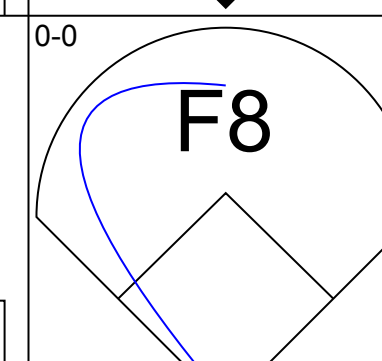
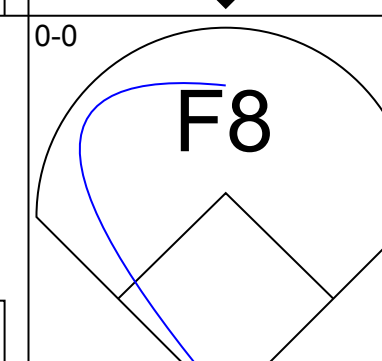
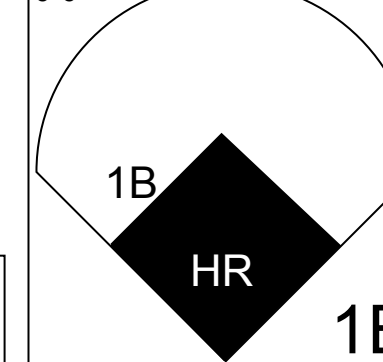
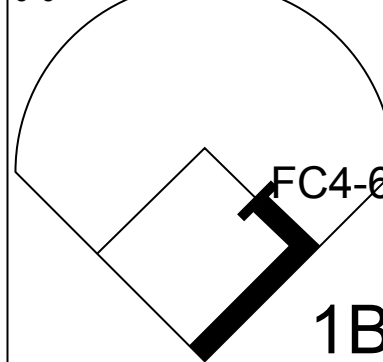
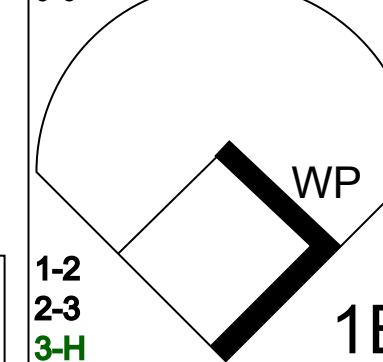
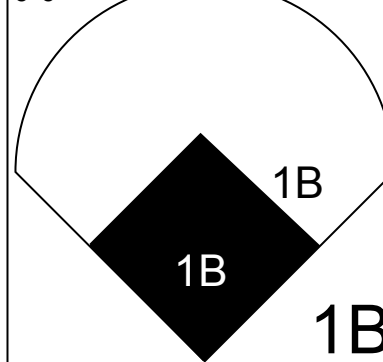
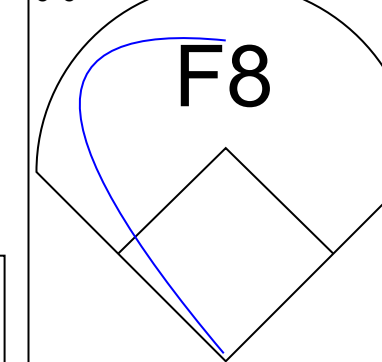
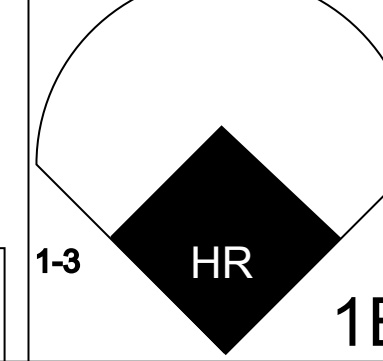
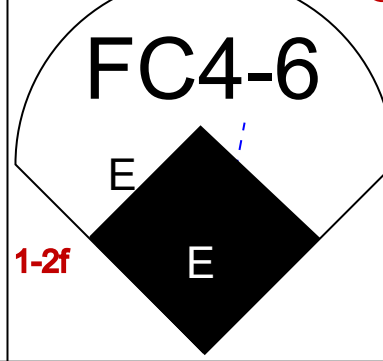
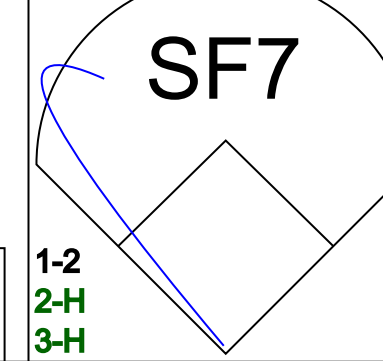
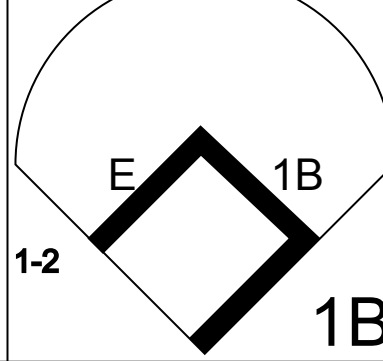

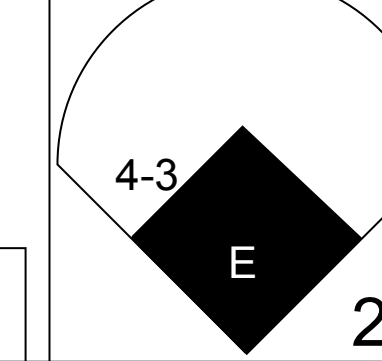
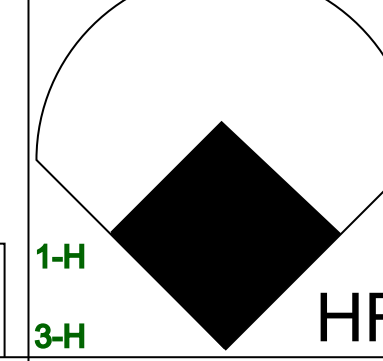
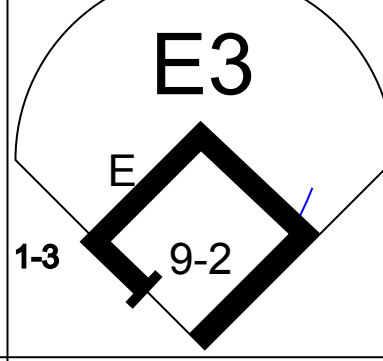
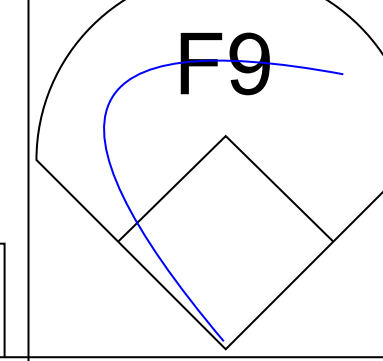
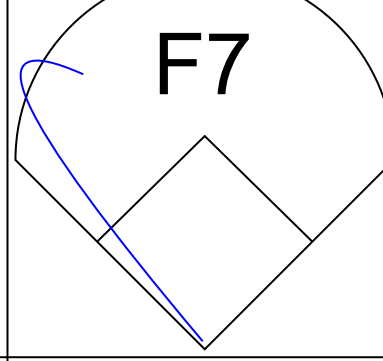

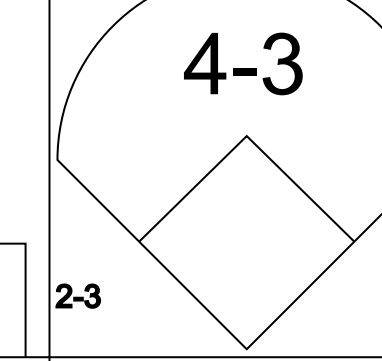
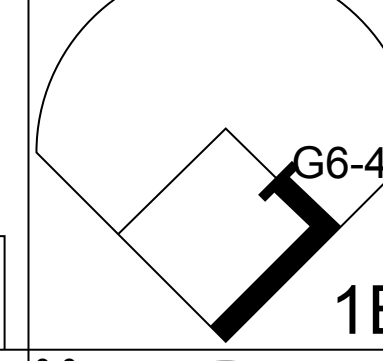
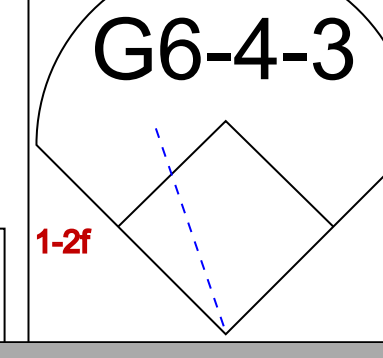
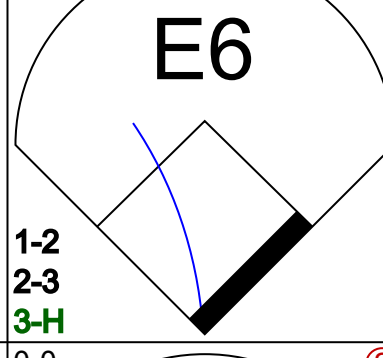
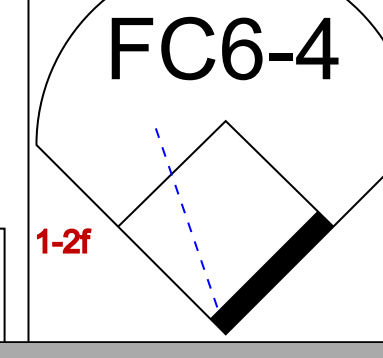
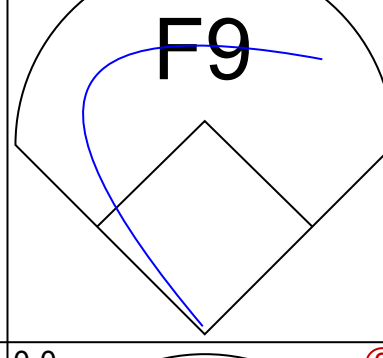

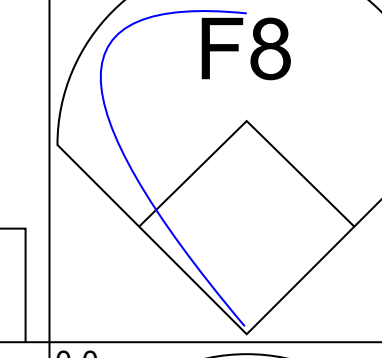

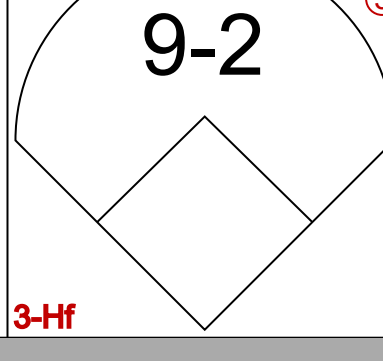

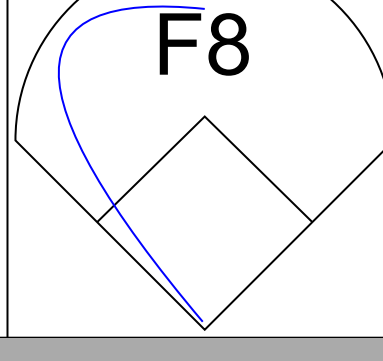
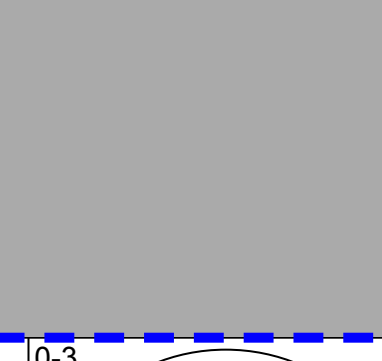
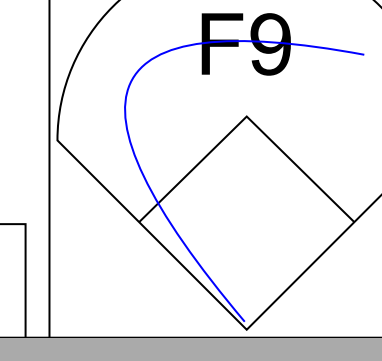
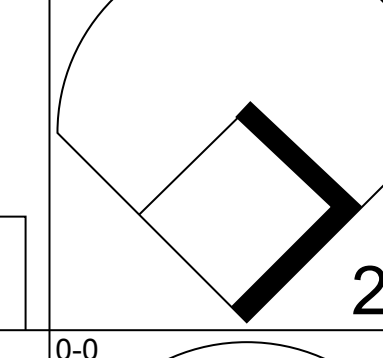

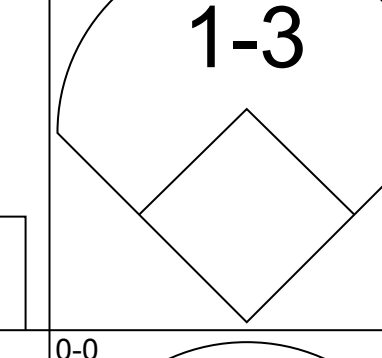


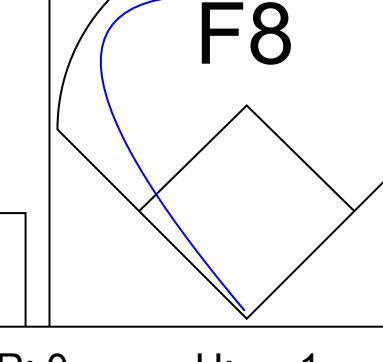
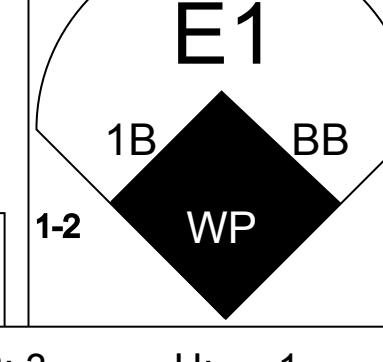
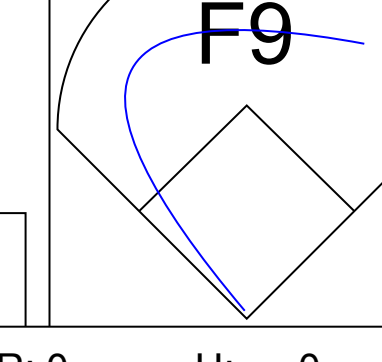
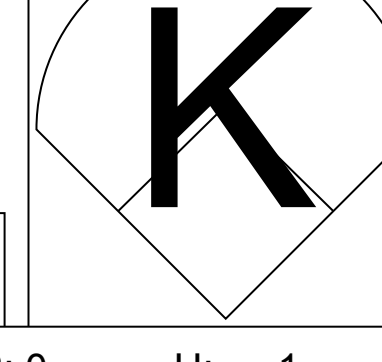
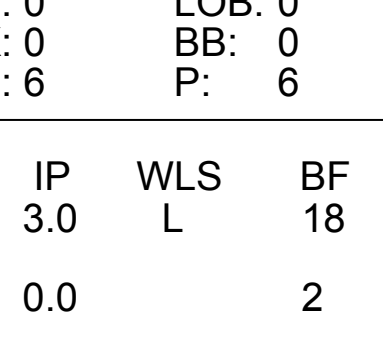
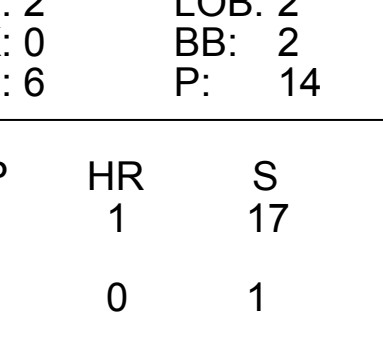
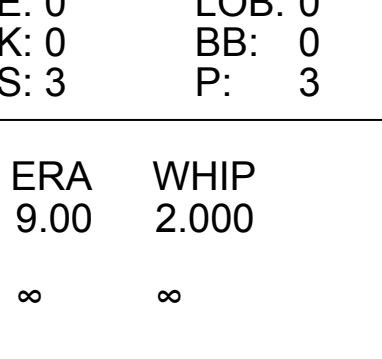
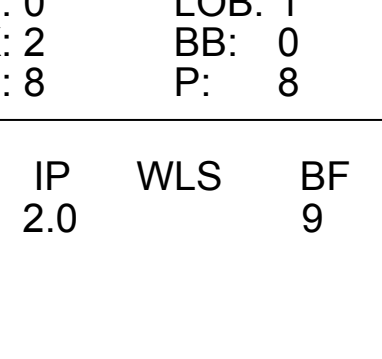
San Diego Padres @ New York Mets  
Shea Stadium, Flushing, NY  
Fri Jun 15 1973, 7:05 PM EDT  
Att: 27,524 - Unknown

AB	33
R	5
H	10
RBI	5
BB	2
SO	3
LOB	15





Batter	1	2	3	4	5	6	7	8	9	AB	R	H	RBI	BB	SO	LOB	TOP			
Gene Locklear, L OBP: 0.310, SLG: 0.222 (1, 7)										3	0	0	0	1	2	0	<div style="text-align: center;"> <b>San Diego Padres @ New York Mets</b>            Shea Stadium, Flushing, NY            Sat Jun 16 1973, 7:05 PM EDT            Att: 24,452 - Unknown         </div>			
Jerry Morales, R OBP: 0.314, SLG: 0.393 (1, 8)										4	0	2	0	0	1	0				
Dwain Anderson, R OBP: 0.256, SLG: 0.135 (1, 6)										4	0	0	0	0	2	3				
Nate Colbert, R OBP: 0.318, SLG: 0.332 (1, 3)										3	1	0	0	1	2	2				
Cito Gaston, R OBP: 0.340, SLG: 0.466 (1, 9)										4	1	1	0	0	0	2				
Fred Kendall, R OBP: 0.336, SLG: 0.381 (1, 2)										4	0	1	1	0	0	0				
Dave Roberts, R OBP: 0.250, SLG: 0.319 (1, 5)										3	0	1	1	0	0	1				
Derrel Thomas, S OBP: 0.294, SLG: 0.252 (1, 4)										2	0	0	0	0	0	2				
Mike Caldwell, R OBP: 0.266, SLG: 0.167 (4, 1)										1	0	0	0	0	0	1				
Mike Corlino, R OBP: 0.283, SLG: 0.529 (4, 1)										0	0	0	0	0	0	0				
Rich Troedson, L OBP: 0.253, SLG: 0.118 (5, PH)										0	0	0	0	0	0	0				
Rich Morales, R OBP: 0.253, SLG: 0.118 (5, 1)										1	0	0	0	0	0	1				
Randy Jones, L OBP: 0.253, SLG: 0.118 (5, 1)										0	0	0	0	0	0	0				
Bob Miller, R OBP: 0.253, SLG: 0.118 (6, 1)										0	0	0	0	0	0	0				
Ivan Murrell, R OBP: 0.253, SLG: 0.118 (7, PH)										1	0	0	0	0	0	1				
Gary Ross, R OBP: 0.253, SLG: 0.118 (7, 1)										0	0	0	0	0	0	0				
<b>Inning Stats</b>	R: 0 E: 0 K: 2 S: 7	H: 0 LOB: 0 BB: 0 P: 7	R: 2 E: 0 K: 0 S: 5	H: 2 LOB: 1 BB: 1 P: 9	R: 0 E: 0 K: 2 S: 7	H: 0 LOB: 0 BB: 0 P: 7	R: 0 E: 1 K: 1 S: 5	H: 0 LOB: 0 BB: 0 P: 5	R: 0 E: 0 K: 2 S: 8	H: 1 LOB: 2 BB: 1 P: 12	R: 0 E: 0 K: 1 S: 6	H: 1 LOB: 1 BB: 0 P: 6	R: 0 E: 0 K: 0 S: 3	H: 1 LOB: 0 BB: 0 P: 3	R: 0 E: 0 K: 1 S: 5	H: 0 LOB: 0 BB: 0 P: 5	1B: 4 2B: 2 3B: 0 HR: 0	SF: 0 SAC: 1 DP: 2 HBP: 0	WP: 0 PB: 0 SB: 0 CS: 0	PA: 33
<b>PITCHER</b> Jerry Kosman, L ERA: 2.63 (1, 1)	IP: 9.0 WLS: W BF: 33 H: 5 R: 2 ER: 2 SO: 9 BB: 2 IBB: 0 HBP: 0 BLK: 0 WP: 0 HR: 0 S: 49 P: 57 ERA: 2.00 WHIP: 0.778															<b>PITCHER</b> IP: 9.0 WLS: W BF: 33 H: 5 R: 2 ER: 2 SO: 9 BB: 2 IBB: 0 HBP: 0 BLK: 0 WP: 0 HR: 0 S: 49 P: 57 ERA: 2.00 WHIP: 0.778				

Batter	1	2	3	4	5	6	7	8	9	AB	R	H	RBI	BB	SO	LOB	BOTTOM			
Willie Mays, R OBP: 0.234, SLG: 0.235 (1, 8)										3	2	1	1	1	0	1	<div style="text-align: center;"> <b>San Diego Padres @ New York Mets</b>            Shea Stadium, Flushing, NY            Sat Jun 16 1973, 7:05 PM EDT            Att: 24,452 - Unknown         </div>			
Don Hahn, R OBP: 0.333, SLG: 0.333 (7, 8)										4	2	4	1	0	0	0				
Felix Milan, R OBP: 0.323, SLG: 0.376 (1, 4)										1	0	0	0	0	0	1				
Ken Boswell, L OBP: 0.270, SLG: 0.343 (7, PH)										4	3	3	1	0	0	1				
Rusty Staub, L OBP: 0.365, SLG: 0.415 (1, 9)										4	3	3	1	0	0	1				
John Milner, L OBP: 0.357, SLG: 0.457 (1, 3)										5	1	1	3	0	0	5				
Jim Fregosi, R OBP: 0.346, SLG: 0.304 (1, 6)										2	0	2	1	2	0	0				
Wayne Garrett, L OBP: 0.318, SLG: 0.338 (8, 4)										1	0	0	1	0	0	0				
George Theodore, R OBP: 0.304, SLG: 0.294 (1, 7)										5	0	0	1	0	0	8				
Ted Martinez, R OBP: 0.269, SLG: 0.240 (1, 5)										5	0	0	0	0	0	6				
Duffy Dyer, R OBP: 0.200, SLG: 0.184 (1, 2)										4	1	1	0	0	1	0				
Jerry Kosman, R OBP: 0.152, SLG: 0.125 (1, 1)										4	1	0	0	0	1	2				
<b>Inning Stats</b>	R: 3 E: 0 K: 0 S: 6	H: 4 LOB: 0 BB: 0 P: 6	R: 0 E: 0 K: 0 S: 4	H: 1 LOB: 1 BB: 0 P: 4	R: 1 E: 2 K: 0 S: 5	H: 1 LOB: 2 BB: 1 P: 9	R: 3 E: 2 K: 0 S: 6	H: 1 LOB: 2 BB: 2 P: 14	R: 0 E: 0 K: 0 S: 3	H: 0 LOB: 0 BB: 0 P: 3	R: 2 E: 1 K: 0 S: 7	H: 4 LOB: 2 BB: 0 P: 7	R: 0 E: 0 K: 2 S: 8	H: 1 LOB: 1 BB: 0 P: 8	R: 1 E: 1 K: 0 S: 5	H: 1 LOB: 1 BB: 0 P: 5		1B: 9 2B: 3 3B: 0 HR: 2	SF: 1 SAC: 0 DP: 2 HBP: 0	WP: 1 PB: 0 SB: 0 CS: 0
<b>PITCHER</b> Mike Caldwell, L ERA: 4.2 (1, 1)	IP: 3.0 WLS: L BF: 18 H: 6 R: 6 ER: 3 SO: 0 BB: 0 IBB: 0 HBP: 0 BLK: 0 WP: 0 HR: 1 S: 17 P: 21 ERA: 9.00 WHIP: 2.000															<b>PITCHER</b> Gary Ross, R ERA: 5.65 (7, 1)	IP: 2.0 WLS: 9 BF: 9 H: 2 R: 1 ER: 1 SO: 2 BB: 0 IBB: 0 HBP: 0 BLK: 0 WP: 0 HR: 0 S: 13 P: 13 ERA: 4.50 WHIP: 1.000			
<b>PITCHER</b> Mike Corlino, R ERA: 5.37 (4, 1)	0.0	2	1	0	0	0	1	0	0	0	0	1	5	∞	∞					
<b>PITCHER</b> Rich Troedson, L ERA: 3.82 (4, 1)	1.0	4	0	1	0	0	1	0	0	0	1	0	3	7	0.00	1.000				
<b>PITCHER</b> Randy Jones, L ERA: 13.5 (5, 1)	1.1	8	4	2	2	0	0	0	0	0	0	1	8	8	13.50	3.000				
<b>PITCHER</b> Bob Miller, R ERA: 4.32 (6, 1)	0.2	2	0	0	0	0	0	0	0	0	0	0	2	2	0.00	0.000				







Batter	1	2	3	4	5	6	7	8	9	AB	R	H	RBI	BB	SO	LOB	TOP			
<b>Willie Mays, R</b> OBP: 0.232, SLG: 0.222 (1, 8)										4	1	0	0	1	2	1	<b>New York Mets @ Philadelphia Phillies</b> Veterans Stadium, Philadelphia, PA Mon Jun 18 1973, 7:05 PM EDT Att: 13,190 - Unknown			
<b>Felix Milan, R</b> OBP: 0.323, SLG: 0.374 (1, 4)										5	2	2	0	0	0	1				
<b>Rusty Staub, L</b> OBP: 0.373, SLG: 0.436 (1, 9)										4	1	3	3	0	0	0				
<b>John Milner, L</b> OBP: 0.345, SLG: 0.435 (1, 3)										4	0	0	1	0	0	2				
<b>Jim Fregosi, R</b> OBP: 0.348, SLG: 0.296 (1, 6)										2	0	0	0	2	0	1				
<b>Don Hahn, R</b> OBP: 0.455, SLG: 0.545 (1, 7)										4	1	1	0	0	0	2				
<b>Ted Martinez, R</b> OBP: 0.275, SLG: 0.248 (1, 5)										4	1	2	1	0	1	1				
<b>Duffy Dyer, R</b> OBP: 0.201, SLG: 0.193 (1, 2)										4	0	1	0	0	2	1				
<b>Jim McAndrew, R</b> OBP: 0.357, SLG: 0.200 (1, 1)										1	0	0	0	0	1	0				
<b>Ray Sadecki, L</b> OBP: 0.200, SLG: 0.200 (2, 1)										1	0	0	0	0	0	1				
<b>George Theodore, R</b> OBP: 0.301, SLG: 0.291 (7, PH)										1	0	0	0	0	0	0				
<b>Buzz Capra, R</b> OBP: 0.344, SLG: 0.269 (7, 1)										0	0	0	0	0	0	0				
<b>Jim Beauchamp, R</b> OBP: 0.344, SLG: 0.269 (9, PH)										0	0	0	1	0	0	0				
<b>Inning Stats</b>	R: 3 E: 0 K: 1 S: 7	H: 2 LOB: 1 BB: 2 P: 15	R: 0 E: 0 K: 2 S: 7	H: 0 LOB: 0 BB: 0 P: 7	R: 0 E: 0 K: 0 S: 3	H: 1 LOB: 0 BB: 0 P: 3	R: 1 E: 0 K: 1 S: 7	H: 2 LOB: 1 BB: 0 P: 7	R: 1 E: 0 K: 0 S: 5	H: 2 LOB: 1 BB: 0 P: 5	R: 0 E: 0 K: 1 S: 5	H: 0 LOB: 0 BB: 0 P: 5	R: 0 E: 0 K: 0 S: 3	H: 0 LOB: 1 BB: 1 P: 7	R: 0 E: 0 K: 0 S: 5	H: 2 LOB: 1 BB: 0 P: 5	1B: 6 2B: 2 3B: 0 HR: 1	SF: 1 SAC: 0 DP: 1 HBP: 0	WP: 0 PB: 0 SB: 0 CS: 0	PA: 38
<b>PITCHER</b>	IP WLS BF H R ER SO BB IBB HBP BLK WP HR S P ERA WHIP																			
<b>Ken Brett, L</b> ERA: 3.16 (1, 1)	9.0 W 38 9 6 6 6 3 0 0 0 0 1 47 59 6.00 1.333																			

AB	34
R	6
H	9
RBI	6
BB	3
SO	6
LOB	10



Batter	1	2	3	4	5	6	7	8	9	AB	R	H	RBI	BB	SO	LOB	BOTTOM			
<b>Denny Doyle, L</b> OBP: 0.360, SLG: 0.322 (1, 4)										5	1	2	0	0	1	4	<b>New York Mets @ Philadelphia Phillies</b> Veterans Stadium, Philadelphia, PA Mon Jun 18 1973, 7:05 PM EDT Att: 13,190 - Unknown			
<b>Del Unser, L</b> OBP: 0.380, SLG: 0.479 (1, 8)										4	1	1	0	1	1	2				
<b>Willie Montanez, L</b> OBP: 0.340, SLG: 0.388 (1, 9)										5	2	2	0	0	0	2				
<b>Greg Luzinski, R</b> OBP: 0.296, SLG: 0.425 (1, 7)										4	0	1	1	0	2	2				
<b>Tom Hutton, L</b> OBP: 0.383, SLG: 0.410 (1, 3)										4	1	2	1	1	2	1				
<b>Mike Schmidt, R</b> OBP: 0.351, SLG: 0.366 (1, 5)										5	1	2	3	0	2	2				
<b>Bob Boone, R</b> OBP: 0.294, SLG: 0.332 (1, 2)										4	1	3	0	1	0	1				
<b>Larry Bowa, S</b> OBP: 0.258, SLG: 0.254 (1, 6)										3	1	1	0	1	0	3				
<b>Ken Brett, L</b> OBP: 0.300, SLG: 0.690 (1, 1)										3	1	1	2	0	0	3				
<b>Inning Stats</b>	R: 3 E: 0 K: 1 S: 7	H: 3 LOB: 1 BB: 1 P: 11	R: 2 E: 0 K: 0 S: 6	H: 3 LOB: 1 BB: 0 P: 6	R: 0 E: 0 K: 1 S: 7	H: 2 LOB: 2 BB: 0 P: 7	R: 1 E: 0 K: 0 S: 5	H: 2 LOB: 1 BB: 0 P: 5	R: 1 E: 0 K: 2 S: 9	H: 2 LOB: 2 BB: 1 P: 13	R: 0 E: 0 K: 2 S: 8	H: 1 LOB: 1 BB: 0 P: 8	R: 0 E: 1 K: 1 S: 6	H: 0 LOB: 2 BB: 1 P: 10	R: 2 E: 0 K: 1 S: 7	H: 2 LOB: 1 BB: 1 P: 11		1B: 11 2B: 2 3B: 0 HR: 2	SF: 2 SAC: 0 DP: 0 HBP: 0	WP: 1 PB: 0 SB: 0 CS: 0
<b>PITCHER</b>	IP WLS BF H R ER SO BB IBB HBP BLK WP HR S P ERA WHIP																			
<b>Jim McAndrew, R</b> ERA: 5.56 (1, 1)	1.1 L 10 6 5 4 1 0 0 0 0 0 2 31 35 3.86 1.714																			
<b>Ray Sadecki, L</b> ERA: 4.1 (2, 1)	4.2 22 7 2 2 5 1 0 0 0 0 0 2 31 35 3.86 1.714																			
<b>Buzz Capra, R</b> ERA: 3.86 (7, 1)	2.0 11 2 2 2 2 2 0 0 0 0 0 0 13 21 9.00 2.000																			

AB	37
R	9
H	15
RBI	7
BB	4
SO	8
LOB	20





Batter	1	2	3	4	5	6	7	8	9	AB	R	H	RBI	BB	SO	LOB	TOP				
Don Hahn, R OBP: 0.400, SLG: 0.533 (1, 8)										4	0	1	1	0	1	0	<b>New York Mets @ Philadelphia Phillies</b> Veterans Stadium, Philadelphia, PA Tue Jun 19 1973, 7:05 PM EDT Att: 17,481 - Unknown				
Felix Milan, R OBP: 0.317, SLG: 0.368 (1, 4)										4	0	0	0	0	2	2					
Rusty Staub, L OBP: 0.371, SLG: 0.433 (1, 9)										4	0	1	0	0	0	0					
John Milner, L OBP: 0.342, SLG: 0.425 (1, 3)										3	0	0	0	1	0	1					
Ed Kranepool, L OBP: 0.313, SLG: 0.370 (1, 7)										4	0	0	0	0	2	2					
Wayne Garrett, L OBP: 0.321, SLG: 0.331 (1, 5)										2	1	0	0	2	0	1					
Jim Fregosi, R OBP: 0.347, SLG: 0.297 (1, 6)										3	0	1	0	0	1	2					
Ron Hodges, L OBP: 0.308, SLG: 0.583 (1, 2)										3	0	1	0	0	1	1					
Harry Parker, R OBP: 0.133, SLG: 0.133 (6, PH)										1	0	0	0	0	0	0					
Ken Boswell, L OBP: 0.263, SLG: 0.333 (6, PH)										1	0	0	0	0	0	0					
Phil Hennigan, R OBP: 0.333, SLG: 0.333 (6, PH)										0	0	0	0	0	0	0					
Jim Gosger, L OBP: 0.298, SLG: 0.263 (8, PH)										1	0	0	0	0	0	2					
Tug McGraw, R OBP: 0.167, SLG: 0.167 (8, 1)										0	0	0	0	0	0	0					
<b>Inning Stats</b>	R: 0 E: 0 K: 1 S: 5	H: 0 LOB: 0 BB: 0 P: 5	R: 0 E: 0 K: 0 S: 3	H: 0 LOB: 1 BB: 1 P: 7	R: 0 E: 0 K: 2 S: 7	H: 0 LOB: 0 BB: 0 P: 7	R: 0 E: 0 K: 1 S: 6	H: 1 LOB: 1 BB: 0 P: 6	R: 0 E: 0 K: 0 S: 3	H: 0 LOB: 0 BB: 0 P: 3	R: 0 E: 0 K: 1 S: 5	H: 0 LOB: 0 BB: 0 P: 5	R: 0 E: 0 K: 0 S: 3	H: 0 LOB: 0 BB: 0 P: 3	R: 1 E: 0 K: 1 S: 7	H: 2 LOB: 2 BB: 1 P: 11	R: 0 E: 0 K: 1 S: 5	H: 0 LOB: 1 BB: 1 P: 9	1B: 3 2B: 1 3B: 0 HR: 0	SF: 0 SAC: 0 DP: 1 HBP: 0	WP: 0 PA: 33 SB: 0 CS: 0
<b>PITCHER</b>	IP WLS BF H R ER SO BB IBB HBP BLK WP HR S P ERA WHIP																				
Jim Lonborg, R ERA: 6.19 (1, 1)	8.0 W 29 4 1 1 6 2 0 0 0 0 0 0 39 47 1.12 0.750																				
Mac Scarce, L ERA: 3.0 (9, 1)	1.0 S 4 0 0 0 1 1 0 0 0 0 0 0 5 9 0.00 1.000																				

AB	30
R	1
H	4
RBI	1
BB	3
SO	7
LOB	11



Batter	1	2	3	4	5	6	7	8	9	AB	R	H	RBI	BB	SO	LOB	BOTTOM		
Denny Doyle, L OBP: 0.357, SLG: 0.320 (1, 4)										4	1	1	0	0	0	0	<b>New York Mets @ Philadelphia Phillies</b> Veterans Stadium, Philadelphia, PA Tue Jun 19 1973, 7:05 PM EDT Att: 17,481 - Unknown		
Del Unser, L OBP: 0.383, SLG: 0.476 (1, 8)										3	0	1	0	1	0	0			
Willie Montanez, L OBP: 0.346, SLG: 0.388 (1, 9)										2	1	1	2	2	0	1			
Greg Luzinski, R OBP: 0.295, SLG: 0.422 (1, 7)										4	1	1	0	0	0	3			
Tom Hutton, L OBP: 0.378, SLG: 0.398 (1, 3)										3	1	0	0	1	0	2			
Mike Schmidt, R OBP: 0.355, SLG: 0.389 (1, 5)										3	1	1	4	1	2	2			
Bob Boone, R OBP: 0.293, SLG: 0.330 (1, 2)										4	0	1	0	0	0	0			
Larry Bowa, S OBP: 0.255, SLG: 0.250 (1, 6)										4	0	0	0	0	0	2			
Jim Lonborg, R OBP: 0.154, SLG: 0.083 (1, 1)										3	1	1	0	0	2	0			
Jose Pagan, R OBP: 0.138, SLG: 0.250 (8, PH)										1	0	0	0	0	1	0			
Mac Scarce, L ERA: 5.05 (9, 1)										0	0	0	0	0	0	0			
<b>Inning Stats</b>	R: 0 E: 0 K: 0 S: 3	H: 0 LOB: 1 BB: 1 P: 7	R: 0 E: 0 K: 1 S: 5	H: 0 LOB: 0 BB: 0 P: 5	R: 0 E: 0 K: 1 S: 5	H: 0 LOB: 0 BB: 0 P: 5	R: 4 E: 0 K: 0 S: 5	H: 2 LOB: 2 BB: 2 P: 13	R: 0 E: 0 K: 1 S: 5	H: 0 LOB: 1 BB: 1 P: 9	R: 0 E: 0 K: 0 S: 4	H: 1 LOB: 2 BB: 1 P: 8	R: 2 E: 0 K: 1 S: 9	H: 4 LOB: 2 BB: 0 P: 9	R: 0 E: 0 K: 1 S: 5	H: 0 LOB: 0 BB: 0 P: 5	1B: 6 2B: 0 3B: 0 HR: 1	SF: 0 SAC: 0 DP: 0 HBP: 0	WP: 0 PA: 36 SB: 1 CS: 0
<b>PITCHER</b>	IP WLS BF H R ER SO BB IBB HBP BLK WP HR S P ERA WHIP																		
Harry Parker, R ERA: 3.42 (1, 1)	5.0 L 21 2 4 4 3 3 3 1 0 0 0 0 0 23 39 7.20 1.000																		
Phil Hennigan, R ERA: 3.48 (6, 1)	2.0 12 5 2 2 1 1 0 0 0 0 0 0 13 17 9.00 3.000																		
Tug McGraw, L ERA: 5.05 (8, 1)	1.0 3 0 0 0 1 0 0 0 0 0 0 0 5 5 0.00 0.000																		

AB	31
R	6
H	7
RBI	6
BB	5
SO	5
LOB	10





Batter	1	2	3	4	5	6	7	8	9	AB	R	H	RBI	BB	SO	LOB	TOP			
<b>Don Hahn, R</b> OBP: 0.316, SLG: 0.421 (1, 8)										4	0	0	0	0	1	1				
<b>Felix Milan, R</b> OBP: 0.316, SLG: 0.366 (1, 4)										4	1	1	0	0	0	0				
<b>Rusty Staub, L</b> OBP: 0.365, SLG: 0.425 (1, 9)										4	0	0	0	0	2	1				
<b>John Milner, L</b> OBP: 0.346, SLG: 0.438 (1, 3)										3	1	1	1	1	0	0				
<b>Ed Kranepool, L</b> OBP: 0.304, SLG: 0.362 (1, 7)										3	0	0	1	0	1	1				
<b>Wayne Garrett, L</b> OBP: 0.325, SLG: 0.354 (1, 5)										4	1	2	1	0	0	0				
<b>Jim Fregosi, R</b> OBP: 0.352, SLG: 0.291 (1, 6)										2	0	0	0	2	1	2				
<b>Ron Hodges, L</b> OBP: 0.250, SLG: 0.467 (1, 2)										3	0	0	0	0	2	2				
<b>Jon Matlack, L</b> OBP: 0.296, SLG: 0.136 (7, PH)										1	0	0	0	0	0	0				
<b>Ken Boswell, L</b> OBP: 0.256, SLG: 0.324 (7, PH)										1	0	0	0	0	0	0				
<b>Tug McGraw, R</b> OBP: 0.167, SLG: 0.167 (7, 1)										0	0	0	0	0	0	0				
<b>Inning Stats</b>	R: 0 E: 0 K: 1 S: 5	H: 0 LOB: 0 BB: 0 P: 5	R: 0 E: 0 K: 0 S: 3	H: 0 LOB: 0 BB: 0 P: 3	R: 0 E: 0 K: 1 S: 5	H: 0 LOB: 1 BB: 1 P: 9	R: 3 E: 0 K: 1 S: 8	H: 3 LOB: 1 BB: 1 P: 12	R: 0 E: 0 K: 0 S: 3	H: 0 LOB: 0 BB: 0 P: 3	R: 0 E: 0 K: 1 S: 6	H: 1 LOB: 2 BB: 1 P: 10	R: 0 E: 0 K: 1 S: 5	H: 0 LOB: 0 BB: 0 P: 5	R: 0 E: 0 K: 1 S: 5	H: 0 LOB: 0 BB: 0 P: 5	1B: 2 2B: 0 3B: 1 HR: 1	SF: 1 SAC: 1 DP: 0 HBP: 0	WP: 1 PB: 0 SB: 1 CS: 0	PA: 34
<b>PITCHER</b> <b>Wayne Twitchell, R</b> ERA: 1.92 (1, 1)	IP: 9.0 WLS: W BF: 34 H: 4 R: 3 ER: 3 SO: 7 BB: 3 IBB: 0 HBP: 0 BLK: 0 WP: 1 HR: 1 S: 45 P: 57 ERA: 3.00 WHIP: 0.778															<b>PITCHER</b>				

**New York Mets @ Philadelphia Phillies**  
Veterans Stadium, Philadelphia, PA  
Wed Jun 20 1973, 7:05 PM EDT  
Att: 24,302 - Unknown

AB 29  
R 3  
H 4  
RBI 3  
BB 3  
SO 7  
LOB 7



Batter	1	2	3	4	5	6	7	8	9	AB	R	H	RBI	BB	SO	LOB	BOTTOM			
<b>Cesar Tovar, R</b> OBP: 0.332, SLG: 0.363 (1, 8)										3	2	2	0	0	0	0				
<b>Terry Harmon, R</b> OBP: 0.317, SLG: 0.259 (1, 4)										4	1	2	1	0	0	2				
<b>Willie Montanez, L</b> OBP: 0.348, SLG: 0.388 (1, 3)										3	0	1	1	0	0	2				
<b>Greg Luzinski, R</b> OBP: 0.298, SLG: 0.427 (1, 7)										4	0	2	2	0	0	1				
<b>Mike Schmidt, R</b> OBP: 0.346, SLG: 0.377 (1, 5)										4	0	0	0	0	1	2				
<b>Mike Anderson, R</b> OBP: 0.308, SLG: 0.417 (1, 9)										3	0	0	0	0	3	0				
<b>Bob Boone, R</b> OBP: 0.294, SLG: 0.330 (1, 2)										3	0	1	0	0	0	0				
<b>Larry Bowa, S</b> OBP: 0.252, SLG: 0.247 (1, 6)										3	1	0	0	0	0	1				
<b>Wayne Twitchell, R</b> OBP: 0.094, SLG: 0.125 (1, 1)										2	0	0	0	0	2	0				
<b>Inning Stats</b>	R: 1 E: 0 K: 1 S: 7	H: 2 LOB: 1 BB: 0 P: 7	R: 0 E: 0 K: 1 S: 5	H: 0 LOB: 0 BB: 0 P: 5	R: 0 E: 0 K: 1 S: 6	H: 1 LOB: 1 BB: 0 P: 6	R: 0 E: 0 K: 1 S: 5	H: 0 LOB: 0 BB: 0 P: 5	R: 3 E: 0 K: 0 S: 6	H: 4 LOB: 1 BB: 0 P: 7	R: 0 E: 0 K: 1 S: 5	H: 0 LOB: 0 BB: 0 P: 5	R: 0 E: 0 K: 1 S: 5	H: 0 LOB: 0 BB: 0 P: 5	R: 0 E: 0 K: 0 S: 3	H: 1 LOB: 1 BB: 0 P: 4	1B: 7 2B: 1 3B: 0 HR: 0	SF: 0 SAC: 1 DP: 0 HBP: 2	WP: 0 PB: 0 SB: 1 CS: 1	PA: 33
<b>PITCHER</b> <b>Jon Matlack, L</b> ERA: 4.12 (1, 1)	IP: 6.0 WLS: L BF: 25 H: 7 R: 4 ER: 4 SO: 5 BB: 0 IBB: 0 HBP: 1 BLK: 0 WP: 0 HR: 0 S: 34 P: 35 ERA: 6.00 WHIP: 1.167															<b>PITCHER</b>				
<b>Tug McGraw, L</b> ERA: 4.73 (7, 1)	IP: 2.0 WLS: 7 BF: 7 H: 1 R: 0 ER: 0 SO: 1 BB: 0 IBB: 0 HBP: 1 BLK: 0 WP: 0 HR: 0 S: 8 P: 9 ERA: 0.00 WHIP: 0.500															<b>PITCHER</b>				

**New York Mets @ Philadelphia Phillies**  
Veterans Stadium, Philadelphia, PA  
Wed Jun 20 1973, 7:05 PM EDT  
Att: 24,302 - Unknown

AB 29  
R 4  
H 8  
RBI 4  
BB 0  
SO 6  
LOB 8





Batter	1	2	3	4	5	6	7	8	9	AB	R	H	RBI	BB	SO	LOB	TOP			
Willie Mays, R OBP: 0.256, SLG: 0.243 Jim Gosger, L OBP: 0.298, SLG: 0.263	4-0 FC5-4 BB		0-0 2B		0-0 F3			4-0 G4-6-3 BB		2	0	1	0	2	0	1				
Felix Milan, R OBP: 0.311, SLG: 0.359	0-0 FC5-4 1-2		0-0 F8		0-0 FC6-4 1-2			0-0 G4-6-3 1-2		4	0	0	0	0	0	4				
Rusty Staub, L OBP: 0.364, SLG: 0.422	0-0 F9				0-0 G4-6-3 1B			0-0 G3		4	0	1	0	0	1	1				
John Milner, L OBP: 0.338, SLG: 0.425	0-3 K				0-0 G4-6-3 1-2			0-0 F8		4	0	0	0	0	1	2				
Jim Fregosi, R OBP: 0.341, SLG: 0.280			0-0 F8		0-0 E5 1B			0-3 K		4	0	0	0	0	2	0				
Don Hahn, R OBP: 0.348, SLG: 0.435			0-3 K		0-0 1B			0-0 F9		4	0	2	0	0	1	0				
Ted Martinez, R OBP: 0.268, SLG: 0.241			0-3 K		0-0 F9			0-0 6-3		4	0	0	0	0	1	3				
Duffy Dyer, R OBP: 0.204, SLG: 0.196			0-3 K					0-0 L6		3	0	1	0	0	1	0				
Jerry Koosman, R OBP: 0.143, SLG: 0.118 Jim Beauchamp, R OBP: 0.364, SLG: 0.370 Buzz Capra, R Tug McGraw, R OBP: 0.167, SLG: 0.167			0-3 K		0-0 FC6-4 1B			0-0 G4-6-3 3B		2	0	0	0	0	2	1				
<b>Inning Stats</b>	R: 0 E: 0 K: 1 S: 5	H: 0 LOB: 1 BB: 1 P: 9	R: 0 E: 0 K: 2 S: 7	H: 0 LOB: 0 BB: 0 P: 7	R: 0 E: 0 K: 2 S: 8	H: 1 LOB: 1 BB: 0 P: 8	R: 0 E: 1 K: 0 S: 5	H: 2 LOB: 2 BB: 0 P: 5	R: 0 E: 0 K: 2 S: 6	H: 0 LOB: 0 BB: 0 P: 7	R: 0 E: 0 K: 3 S: 3	H: 0 LOB: 0 BB: 0 P: 3	R: 1 E: 0 K: 0 S: 3	H: 1 LOB: 0 BB: 1 P: 7	R: 0 E: 0 K: 1 S: 6	H: 1 LOB: 1 BB: 0 P: 6	1B: 4 2B: 1 3B: 1 HR: 0	SF: 0 SAC: 0 DP: 2 HBP: 0	WP: 0 PB: 0 SB: 0 CS: 0	PA: 34
<b>PITCHER</b> Luke Walker, L ERA: 3.75	IP: 9.0 WLS: W BF: 34 H: 6 R: 1 ER: 1 SO: 9 BB: 2 IBB: 0 HBP: 0 BLK: 0 WP: 0 HR: 0 S: 50 P: 58 ERA: 1.00 WHIP: 0.889																			

New York Mets @ Pittsburgh Pirates  
Three Rivers Stadium, Pittsburgh, PA  
Thu Jun 21 1973, 7:05 PM EDT  
Att: 10,099 - Unknown

AB 32  
R 1  
H 6  
RBI 0  
BB 2  
SO 9  
LOB 12



Batter	1	2	3	4	5	6	7	8	9	AB	R	H	RBI	BB	SO	LOB	BOTTOM			
Gene Clines, R OBP: 0.344, SLG: 0.385	0-0 G6-4-3 1B		0-0 L4-6-3 1-2			0-3 K			4-0 1B WP BB	3	0	1	0	1	1	1				
Dave Cash, R OBP: 0.347, SLG: 0.396	0-0 G6-4-3 1-2				0-0 G3			0-0 5-3		4	1	1	0	0	0	1				
Al Oliver, L OBP: 0.311, SLG: 0.438	0-0 1B				0-0 1-3			0-0 2B 1B		3	1	2	0	1	0	0				
Bob Robertson, R OBP: 0.365, SLG: 0.438	0-0 F8				0-0 F9			0-3 K		4	0	0	0	0	1	4				
Manny Sanguillen, R OBP: 0.300, SLG: 0.468			0-0 F2			0-0 P6		0-0 1-H 2B		3	0	1	1	0	0	0				
Richie Zisk, R OBP: 0.208, SLG: 0.244			0-0 F9		0-3 K			0-3 K		3	0	0	0	0	2	1				
Richie Hebner, L OBP: 0.365, SLG: 0.465			0-0 6-3			0-0 P4		0-0 G3		3	0	0	0	0	0	0				
Rennie Stennett, R OBP: 0.247, SLG: 0.366					0-0 L4-6-3 1B			0-0 5-3		3	0	1	0	0	0	0				
Luke Walker, L OBP: 0.118, SLG: 0.118			0-3 K			0-3 K		0-3 K		3	0	0	0	0	3	1				
<b>Inning Stats</b>	R: 0 E: 0 K: 0 S: 4	H: 2 LOB: 1 BB: 0 P: 4	R: 0 E: 0 K: 0 S: 3	H: 0 LOB: 0 BB: 0 P: 3	R: 0 E: 0 K: 1 S: 5	H: 1 LOB: 0 BB: 0 P: 5	R: 0 E: 0 K: 0 S: 3	H: 0 LOB: 0 BB: 0 P: 3	R: 0 E: 0 K: 2 S: 7	H: 0 LOB: 0 BB: 0 P: 7	R: 1 E: 0 K: 2 S: 9	H: 2 LOB: 1 BB: 0 P: 9	R: 0 E: 0 K: 1 S: 5	H: 0 LOB: 0 BB: 0 P: 5	R: 1 E: 0 K: 0 S: 2	H: 1 LOB: 1 BB: 2 P: 10	1B: 5 2B: 2 3B: 0 HR: 0	SF: 0 SAC: 0 DP: 3 HBP: 0	WP: 1 PB: 0 SB: 0 CS: 0	PA: 31
<b>PITCHER</b> Jerry Koosman, L ERA: 2.54 Buzz Capra, R ERA: 4.79 Tug McGraw, L ERA: 4.7	IP: 7.0 WLS: L BF: 24 H: 5 R: 1 ER: 1 SO: 6 BB: 1 IBB: 1 HBP: 0 BLK: 0 WP: 1 HR: 0 S: 36 P: 36 ERA: 1.29 WHIP: 0.714																			

New York Mets @ Pittsburgh Pirates  
Three Rivers Stadium, Pittsburgh, PA  
Thu Jun 21 1973, 7:05 PM EDT  
Att: 10,099 - Unknown

AB 29  
R 2  
H 6  
RBI 1  
BB 2  
SO 7  
LOB 8






Batter	1	2	3	4	5	6	7	8	9	AB	R	H	RBI	BB	SO	LOB	TOP		
Willie Mays, R OBP: 0.253, SLG: 0.253 Don Hahn, R OBP: 0.348, SLG: 0.435	6-3	HR		F8		G6-4-3			P4	5	1	1	3	0	0	1			
Felix Milan, R OBP: 0.309, SLG: 0.356	K	P4		G4-6-3			6-3		5-3	5	0	1	0	0	1	1			
Rusty Staub, L OBP: 0.366, SLG: 0.426	1B	F8		G4-6-3			4-3			3	0	1	0	1	0	2			
John Milner, L OBP: 0.348, SLG: 0.457	BB	HR					4-3			4	1	3	2	0	0	1			
Ed Kranepool, L OBP: 0.310, SLG: 0.361 Jim Gosger, L OBP: 0.298, SLG: 0.263	1B			F7			P5			3	0	1	0	1	0	2			
Wayne Garrett, L OBP: 0.323, SLG: 0.347	P6	K		G4-6-3			F8			3	0	0	0	1	1	4			
Jim Fregosi, R OBP: 0.346, SLG: 0.288		1B	G3			G4-6-3				4	1	2	0	0	0	2			
Ron Hodges, L OBP: 0.300, SLG: 0.444		1B	5-3				G6-4-3		G1-4-3	3	1	1	0	1	0	1			
George Stone, L OBP: 0.429, SLG: 0.429		2B	K				K		K	4	1	1	0	0	3	1			
<b>Inning Stats</b>	R: 0 E: 0 K: 1 S: 7	H: 2 LOB: 3 BB: 1 P: 11	R: 5 E: 0 K: 1 S: 10	H: 5 LOB: 1 BB: 1 P: 14	R: 0 E: 0 K: 1 S: 5	H: 0 LOB: 0 BB: 0 P: 5	R: 0 E: 0 K: 0 S: 3	H: 1 LOB: 0 BB: 0 P: 3	R: 0 E: 0 K: 0 S: 3	H: 1 LOB: 1 BB: 1 P: 7	R: 0 E: 0 K: 0 S: 3	H: 0 LOB: 1 BB: 1 P: 7	R: 0 E: 0 K: 0 S: 3	H: 1 LOB: 0 BB: 0 P: 3	R: 0 E: 0 K: 1 S: 5	H: 0 LOB: 0 BB: 0 P: 5	1B: 8 2B: 2 3B: 0 HR: 1	SF: 0 SAC: 0 DP: 4 HBP: 0	WP: 0 PA: 38 PB: 0 SB: 0 CS: 0
<b>PITCHER</b>	IP	WLS	BF	H	R	ER	SO	BB	IBB	HBP	BLK	WP	HR	S	P	ERA	WHIP		
Steve Blass, R ERA: 9.51	1.2	L	14	7	5	5	1	2	0	0	0	0	1	14	22	27.00	5.400		
Jim Rooker, L ERA: 2.93	5.1		18	3	0	0	3	2	0	0	0	0	0	22	30	0.00	0.938		
Ramon Hernandez, L ERA: 3.0	2.0		6	1	0	0	1	0	0	0	0	0	0	8	8	0.00	0.500		

**New York Mets @ Pittsburgh Pirates**  
 Three Rivers Stadium, Pittsburgh, PA  
 Fri Jun 22 1973, 7:05 PM EDT  
 Att: 21,129 - Unknown

**AB 34**  
**R 5**  
**H 11**  
**RBI 5**  
**BB 4**  
**SO 5**  
**LOB 15**



Batter	1	2	3	4	5	6	7	8	9	AB	R	H	RBI	BB	SO	LOB	BOTTOM				
Gene Clines, R OBP: 0.356, SLG: 0.400	F8			L5-3						4	0	2	3	1	0	1					
Dave Cash, R OBP: 0.339, SLG: 0.387	6-3	5-3			6-3		P4		P4	5	0	0	0	0	0	3					
Al Oliver, L OBP: 0.314, SLG: 0.447	2B				F8		K			4	0	2	0	0	1	1					
Bob Robertson, R OBP: 0.363, SLG: 0.435	6-3								K	4	0	1	0	0	2	2					
Manny Sanguillen, R OBP: 0.296, SLG: 0.461		4-3			F7		F7		5-3	4	0	0	0	0	0	2					
Richie Ziek, R OBP: 0.212, SLG: 0.306		HR			K		F8		F9	4	1	1	1	0	1	1					
Richie Hebner, L OBP: 0.363, SLG: 0.458		SH5-4			G3		G3		3-1	3	1	0	0	1	0	0					
Rennie Stennett, R OBP: 0.253, SLG: 0.376		SH5-4					F9		E6	4	2	2	0	0	0	0					
Steve Blass, R OBP: 0.421, SLG: 0.474 Jim Rooker, R	SH5-4								K	1	0	0	0	0	1	1					
Gene Alley, R OBP: 0.302, SLG: 0.342 Ramon Hernandez, S					K					1	0	0	0	0	0	0					
Willie Stargell, L OBP: 0.382, SLG: 0.663										1	0	0	0	0	1	1					
<b>Inning Stats</b>	R: 0 E: 0 K: 0 S: 4	H: 1 LOB: 1 BB: 0 P: 4	R: 3 E: 0 K: 0 S: 6	H: 3 LOB: 1 BB: 1 P: 10	R: 0 E: 0 K: 2 S: 8	H: 1 LOB: 1 BB: 0 P: 8	R: 0 E: 0 K: 1 S: 6	H: 1 LOB: 1 BB: 0 P: 6	R: 0 E: 0 K: 0 S: 4	H: 1 LOB: 1 BB: 0 P: 4	R: 0 E: 0 K: 0 S: 3	H: 0 LOB: 0 BB: 0 P: 3	R: 0 E: 0 K: 1 S: 5	H: 0 LOB: 1 BB: 1 P: 9	R: 0 E: 0 K: 1 S: 5	H: 0 LOB: 0 BB: 0 P: 5	R: 1 E: 1 K: 1 S: 7	H: 1 LOB: 1 BB: 0 P: 7	1B: 3 2B: 4 3B: 0 HR: 1	SF: 0 SAC: 1 DP: 0 HBP: 0	WP: 0 PA: 38 PB: 0 SB: 0 CS: 0
<b>PITCHER</b>	IP	WLS	BF	H	R	ER	SO	BB	IBB	HBP	BLK	WP	HR	S	P	ERA	WHIP				
George Stone, L ERA: 2.08	9.0	W	38	8	4	3	6	2	0	0	0	0	1	48	56	3.00	1.111				

**New York Mets @ Pittsburgh Pirates**  
 Three Rivers Stadium, Pittsburgh, PA  
 Fri Jun 22 1973, 7:05 PM EDT  
 Att: 21,129 - Unknown

**AB 35**  
**R 4**  
**H 8**  
**RBI 4**  
**BB 2**  
**SO 6**  
**LOB 12**









Batter	1	2	3	4	5	6	7	8	9	AB	R	H	RBI	BB	SO	LOB	TOP										
Willie Mays, R OBP: 0.260, SLG: 0.253 Don Hahn, R OBP: 0.375, SLG: 0.458	0-0 P3	0-0 F8		0-0 P4	0-0 F3			4-0 BB		4	0	0	0	1	0	3											
Felix Milan, R OBP: 0.306, SLG: 0.350	4-0 1B 2B BB	0-3 K		0-0 4-3		0-0 5-3		0-0 F7		4	1	0	0	1	1	2											
Rusty Staub, L OBP: 0.353, SLG: 0.408	0-0 F9		0-0 4-3	0-0 F8		0-0 F9			0-0 P5	5	0	0	0	0	0	1											
John Milner, L OBP: 0.345, SLG: 0.446	0-0 2B 1B		0-0 2B 1B		0-0 FC3-6 1B				0-3 K	5	2	3	0	0	2	0											
Ed Kranepool, L OBP: 0.315, SLG: 0.379 George Theodore, R OBP: 0.302, SLG: 0.292 Jim Coscar, L OBP: 0.298, SLG: 0.263	0-0 2B		0-0 2B		0-0 FC3-6 1B			0-0 F8		4	1	2	3	0	0	1											
Wayne Garrett, L OBP: 0.328, SLG: 0.349	4-0 BB		0-0 F5		0-0 1B FC6 1B			0-0 F2		3	1	1	0	1	0	1											
Ron Hodges, L OBP: 0.393, SLG: 0.458	0-3 K		4-0 HBP BB		0-0 FC6 1B			0-0 G3		3	0	1	1	1	1	2											
Ted Martinez, R OBP: 0.272, SLG: 0.248		0-0 2B	1-0 HBP		0-0 FC6			0-3 K		3	0	1	1	0	1	1											
Tom Seaver, R OBP: 0.220, SLG: 0.237	0-3 K		0-0 4-3		0-0 K			0-3 K		4	0	0	0	0	3	6											
<b>Inning Stats</b>	R: 2 E: 0 K: 1 S: 7	H: 2 LOB: 2 BB: 2 P: 15	R: 0 E: 0 K: 2 S: 8	H: 1 LOB: 1 BB: 0 P: 8	R: 1 E: 0 K: 0 S: 5	H: 2 LOB: 3 BB: 1 P: 10	R: 0 E: 0 K: 0 S: 3	H: 0 LOB: 0 BB: 0 P: 3	R: 2 E: 0 K: 1 S: 9	H: 3 LOB: 2 BB: 0 P: 9	R: 0 E: 0 K: 0 S: 5	H: 0 LOB: 0 BB: 0 P: 5	R: 0 E: 0 K: 0 S: 3	H: 0 LOB: 0 BB: 0 P: 3	R: 0 E: 0 K: 2 S: 7	H: 0 LOB: 1 BB: 1 P: 11	R: 0 E: 0 K: 1 S: 5	H: 0 LOB: 0 BB: 0 P: 5	1B: 5 2B: 3 HR: 0	SF: 0 SAC: 0 DP: 0 HBP: 1	WP: 0 PB: 0 SB: 0 CS: 0	PA: 41					
<b>PITCHER</b>	IP	WLS	BF	H	R	ER	SO	BB	IBB	HBP	BLK	WP	HR	S	P	ERA	WHIP										
Bob Moose, R ERA: 3.74	5.0	L	28	8	5	5	4	3	0	1	0	0	0	32	45	9.00	2.200										
Tom Dettore, R ERA: 5.4	2.0		6	0	0	0	1	0	0	0	0	0	0	8	8	0.00	0.000										
Ramon Hernandez, L ERA: 2.53	2.0		7	0	0	0	3	1	0	0	0	0	0	12	16	0.00	0.500										

New York Mets @ Pittsburgh Pirates  
Three Rivers Stadium, Pittsburgh, PA  
Sun Jun 24 1973, 3:33 AM EDT  
Att: 20,984 - Unknown

AB	36
R	5
H	8
RBI	5
BB	4
SO	8
LOB	17



Batter	1	2	3	4	5	6	7	8	9	AB	R	H	RBI	BB	SO	LOB	BOTTOM										
Gene Clines, R OBP: 0.345, SLG: 0.385	0-0 F9	0-0 L4			0-0 L4-3			0-0 FC6-4		4	0	0	0	0	0	2											
Dave Cash, R OBP: 0.339, SLG: 0.385	0-0 6-3		0-0 F9		0-0 1B			0-0 F9		4	0	1	0	0	0	1											
Al Oliver, L OBP: 0.307, SLG: 0.435	0-0 HR 1B		0-0 4-3		0-0 F7			0-3 K		4	1	1	0	0	1	1											
Willie Stargell, L OBP: 0.390, SLG: 0.667	0-0 HR		0-0 F7			0-3 K		0-3 K		4	1	1	2	0	2	0											
Manny Sanguillen, R OBP: 0.297, SLG: 0.457	0-0 1B			0-0 1B		0-3 K		0-0 P5		4	0	2	0	0	1	0											
Richie Hebner, L OBP: 0.394, SLG: 0.462 Gene Alley, R OBP: 0.303, SLG: 0.342	0-0 F8			0-0 P6		0-0 FC5-4 1B			0-0 F8	1	0	0	0	0	0	1											
Bob Robertson, R OBP: 0.355, SLG: 0.421		0-0 F9		0-0 F9		0-0 FC5-4			0-0 F8	4	0	0	0	0	0	2											
Rennie Stennett, R OBP: 0.247, SLG: 0.363		0-0 4-3		0-0 F9			0-0 5-3			4	0	1	0	0	0	1											
Bob Moose, R ERA: 3.74 Fernando Gonzalez, R OBP: 0.297, SLG: 0.310 Tom Dettore, L OBP: 0.298, SLG: 0.263 Vic Davallilo, L OBP: 0.298, SLG: 0.296 Ramon Hernandez, S OBP: 0.355, SLG: 0.415		4-0 BB		0-0 K		0-3 K		0-0 FC6-4 1B		0	0	0	0	1	0	0											
<b>Inning Stats</b>	R: 2 E: 0 K: 0 S: 6	H: 3 LOB: 1 BB: 0 P: 6	R: 0 E: 0 K: 0 S: 3	H: 0 LOB: 1 BB: 1 P: 7	R: 0 E: 0 K: 0 S: 3	H: 0 LOB: 0 BB: 0 P: 3	R: 0 E: 0 K: 0 S: 4	H: 1 LOB: 0 BB: 0 P: 4	R: 0 E: 0 K: 1 S: 6	H: 1 LOB: 1 BB: 0 P: 6	R: 0 E: 0 K: 2 S: 8	H: 1 LOB: 1 BB: 0 P: 8	R: 0 E: 0 K: 0 S: 4	H: 1 LOB: 1 BB: 0 P: 4	R: 0 E: 0 K: 2 S: 7	H: 0 LOB: 0 BB: 0 P: 7	R: 0 E: 0 K: 1 S: 6	H: 1 LOB: 0 BB: 0 P: 6	1B: 7 2B: 0 3B: 0 HR: 1	SF: 0 SAC: 0 DP: 0 HBP: 0	WP: 0 PB: 0 SB: 0 CS: 0	PA: 36					
<b>PITCHER</b>	IP	WLS	BF	H	R	ER	SO	BB	IBB	HBP	BLK	WP	HR	S	P	ERA	WHIP										
Tom Seaver, R ERA: 1.97	9.0	W	36	8	2	2	6	1	0	0	0	0	1	47	51	2.00	1.000										

New York Mets @ Pittsburgh Pirates  
Three Rivers Stadium, Pittsburgh, PA  
Sun Jun 24 1973, 3:33 AM EDT  
Att: 20,984 - Unknown

AB	35
R	2
H	8
RBI	2
BB	1
SO	6
LOB	10





Batter	1	2	3	4	5	6	7	8	9	AB	R	H	RBI	BB	SO	LOB	TOP								
<b>Rick Monday, L</b> (1, 8) OBP: 0.398, SLG: 0.524	0-0 4-3		0-3 K			0-0 4-3		0-3 K		4	0	0	0	0	2	2									
<b>Glenn Beckert, R</b> (1, 4) OBP: 0.327, SLG: 0.317 <b>Bill Bonham, R</b> (9, 1) OBP: 0.133, SLG: 0.133	0-0 6-3			0-0 5-3			0-0 5-3		4-0 BB 1B 2B BB	3	1	0	0	1	0	0									
<b>Billy Williams, L</b> (1, 7) OBP: 0.382, SLG: 0.458	0-0 4-3			0-0 F8			0-0 E6 1B		0-0 1-2 2B 1B	4	1	1	0	0	0	0									
<b>Jim Hickman, R</b> (1, 3) OBP: 0.339, SLG: 0.216		0-3 K		0-0 6-3			0-3 K		4-0 2B FC5-2 BB	3	0	0	0	1	2	1									
<b>Ron Santo, R</b> (1, 5) OBP: 0.380, SLG: 0.465		0-3 K			0-0 P6		0-0 1-2 1B		0-0 FC5-2 1B 2B	4	1	2	2	0	1	0									
<b>Jose Cardenal, R</b> (1, 9) OBP: 0.380, SLG: 0.488		0-0 6-3			0-0 CS 2B		0-0 F3		4-0 1B FC5-2 BB	3	0	1	0	1	0	2									
<b>Ken Rudolph, R</b> (1, 2) OBP: 0.227, SLG: 0.337 <b>Cleo James, R</b> (8, PH) OBP: 0.156, SLG: 0.129 <b>Randy Hundley, R</b> (8, 2) OBP: 0.272, SLG: 0.364			0-0 F8		0-3 K			0-0 4-3	0-0 FC5-2 1B	2	0	0	0	0	1	1									
<b>Don Kessinger, S</b> (1, 6) OBP: 0.376, SLG: 0.342			4-0 SH1-4 BB			0-0 4-3		4-0 BB	0-0 1-2 2-3 3-H 1B	2	0	1	1	2	0	0									
<b>Rick Reuschel, R</b> (1, 1) OBP: 0.162, SLG: 0.139 <b>Carmen Fanzone, R</b> (8, PH) OBP: 0.385, SLG: 0.581 <b>Dave LaRoche, L</b> (8, 1) OBP: 0.667, SLG: 0.500 <b>Paul Popovich, S</b> (8, PH) OBP: 0.253, SLG: 0.205			0-0 SH1-4		0-3 K			0-0 F8	0-0 P9-2 3-H	1	0	0	0	0	1	0									
<b>Inning Stats</b>	R: 0 E: 0 K: 0 S: 3	H: 0 LOB: 0 BB: 0 P: 3	R: 0 E: 0 K: 2 S: 7	H: 0 LOB: 0 BB: 0 P: 7	R: 0 E: 0 K: 1 S: 5	H: 0 LOB: 1 BB: 1 P: 9	R: 0 E: 0 K: 0 S: 3	H: 0 LOB: 0 BB: 0 P: 3	R: 0 E: 0 K: 1 S: 5	H: 1 LOB: 1 BB: 0 P: 5	R: 0 E: 0 K: 1 S: 5	H: 0 LOB: 0 BB: 0 P: 5	R: 0 E: 1 K: 1 S: 7	H: 1 LOB: 2 BB: 0 P: 7	R: 0 E: 0 K: 1 S: 5	H: 0 LOB: 1 BB: 1 P: 9	R: 3 E: 0 K: 0 S: 5	H: 3 LOB: 2 BB: 3 P: 17	1B: 3 2B: 4 3B: 0 HR: 0	SF: 0 SAC: 1 DP: 2 HBP: 0	WP: 0 PB: 0 SB: 0 CS: 1	PA: 36			
<b>PITCHER</b>	IP	WLS	BF	H	R	ER	SO	BB	IBB	HBP	BLK	WP	HR	S	P	ERA	WHIP								
<b>Jon Matlack, L</b> (1, 1) ERA: 4.06	8.0	L	31	3	3	3	7	4	0	0	0	0	0	41	57	3.38	0.875								
<b>Tug McGraw, L</b> (9, 1) ERA: 4.43	1.0		5	2	0	0	0	1	0	0	0	0	0	4	8	0.00	3.000								

Chicago Cubs @ New York Mets  
Shea Stadium, Flushing, NY  
Mon Jun 25 1973, 7:05 PM EDT  
Att: 31,984 - Cloudy - 70 F

AB	30
R	3
H	5
RBI	3
BB	5
SO	7
LOB	13



Batter	1	2	3	4	5	6	7	8	9	AB	R	H	RBI	BB	SO	LOB	BOTTOM								
<b>Wayne Garrett, L</b> (1, 5) OBP: 0.322, SLG: 0.341	0-0 5-3		0-0 4-3		0-0 4-3		0-0 4-3			4	0	0	0	0	0	0									
<b>Felix Milten, R</b> (1, 4) OBP: 0.302, SLG: 0.344	0-0 4-3		0-0 6-3		0-0 4-3		0-0 F9			4	0	0	0	0	0	0									
<b>Rusty Staub, L</b> (1, 9) OBP: 0.355, SLG: 0.414	0-0 1B			0-0 4-3		0-0 BB 1B 2B		0-0 F7		4	1	2	0	0	0	0									
<b>John Milner, L</b> (1, 3) OBP: 0.348, SLG: 0.444	0-0 L6			0-0 1B BB 1B		4-0 BB 1B BB		0-3 K		3	1	1	0	1	1	1									
<b>Ed Kranepool, L</b> (1, 7) OBP: 0.327, SLG: 0.376 <b>Don Hahn, R</b> (8, PR) OBP: 0.375, SLG: 0.458		0-0 F9		4-0 1B BB		4-0 1B BB		4-0 BB		1	0	0	0	3	0	0									
<b>Jim Gosger, L</b> (1, 8) OBP: 0.307, SLG: 0.275		0-0 FC6-4 1B		1-2 2-3 1B		0-3 K		0-3 K		4	0	2	0	0	2	4									
<b>Ron Hodges, L</b> (1, 2) OBP: 0.375, SLG: 0.429		0-0 F8		0-3 K		0-0 1-3 2-H 3-H 1B 1B		0-0 F5		4	0	1	2	0	1	4									
<b>Ted Martinez, R</b> (1, 6) OBP: 0.273, SLG: 0.250 <b>Jim Fregosi, R</b> (9, 6) OBP: 0.333, SLG: 0.276		0-0 FC6-4		0-3 K		0-0 K		0-3 K		3	0	1	0	0	1	4									
<b>Jon Matlack, L</b> (1, 1) OBP: 0.267, SLG: 0.120 <b>Tug McGraw, R</b> (9, 1) OBP: 0.167, SLG: 0.167 <b>Ken Boswell, L</b> (9, PH) OBP: 0.250, SLG: 0.310			0-3 K		0-3 K		0-3 K		0-3 K	3	0	0	0	0	3	0									
<b>Inning Stats</b>	R: 0 E: 0 K: 0 S: 4	H: 1 LOB: 1 BB: 0 P: 4	R: 0 E: 0 K: 0 S: 4	H: 1 LOB: 1 BB: 0 P: 4	R: 0 E: 0 K: 1 S: 5	H: 0 LOB: 0 BB: 0 P: 5	R: 0 E: 0 K: 2 S: 9	H: 2 LOB: 3 BB: 1 P: 13	R: 0 E: 0 K: 1 S: 5	H: 0 LOB: 0 BB: 0 P: 5	R: 2 E: 0 K: 1 S: 6	H: 3 LOB: 2 BB: 2 P: 14	R: 0 E: 0 K: 1 S: 5	H: 0 LOB: 0 BB: 0 P: 5	R: 0 E: 0 K: 2 S: 7	H: 0 LOB: 1 BB: 1 P: 11	R: 0 E: 0 K: 2 S: 7	H: 0 LOB: 0 BB: 0 P: 7	1B: 6 2B: 1 3B: 0 HR: 0	SF: 0 SAC: 0 DP: 0 HBP: 0	WP: 0 PB: 0 SB: 0 CS: 0	PA: 36			
<b>PITCHER</b>	IP	WLS	BF	H	R	ER	SO	BB	IBB	HBP	BLK	WP	HR	S	P	ERA	WHIP								
<b>Rick Reuschel, R</b> (1, 1) ERA: 1.96	7.0		29	7	2	2	6	3	0	0	0	0	0	7	11	2.57	1.429								
<b>Dave LaRoche, L</b> (8, 1) ERA: 7.94	1.0	W	4	0	0	0	2	1	0	0	0	0	0	7	11	0.00	1.000								
<b>Bill Bonham, R</b> (9, 1) ERA: 4.0	1.0	S	3	0	0	0	2	0	0	0	0	0	0	7	7	0.00	0.000								

Chicago Cubs @ New York Mets  
Shea Stadium, Flushing, NY  
Mon Jun 25 1973, 7:05 PM EDT  
Att: 31,984 - Cloudy - 70 F

AB	32
R	2
H	7
RBI	2
BB	4
SO	10
LOB	13





Batter	1	2	3	4	5	6	7	8	9	AB	R	H	RBI	BB	SO	LOB	TOP					
<b>Don Kessinger, S</b> OBP: 0.376, SLG: 0.347 (1, 6)										5	1	2	0	0	0	2						
<b>Paul Popovich, S</b> OBP: 0.250, SLG: 0.195 (1, 4)										4	0	0	0	1	1	2						
<b>Jose Cardenal, R</b> OBP: 0.381, SLG: 0.486 (1, 9)										5	1	2	1	0	1	2						
<b>Jim Hickman, R</b> OBP: 0.350, SLG: 0.220 (1, 3)										3	2	1	0	2	1	2						
<b>Ron Santo, R</b> OBP: 0.384, SLG: 0.463 (1, 5)										3	1	1	1	1	1	2						
<b>Carmen Fanzone, R</b> OBP: 0.393, SLG: 0.574 <b>Billy Williams, L</b> OBP: 0.382, SLG: 0.458 (7, 7)										4	0	2	1	0	1	1						
<b>Randy Hundley, R</b> OBP: 0.272, SLG: 0.361 (1, 2)										4	0	1	1	0	0	2						
<b>Cleo James, R</b> OBP: 0.139, SLG: 0.114 <b>Gene Hiser, L</b> OBP: 0.369, SLG: 0.309 (7, 8)										4	0	0	0	0	0	4						
<b>Burt Hooton, R</b> OBP: 0.282, SLG: 0.222 (1, 1)										2	0	0	0	1	2	0						
<b>Inning Stats</b>	R: 0 E: 0 K: 2 S: 8	H: 1 LOB: 2 BB: 1 P: 12	R: 0 E: 0 K: 1 S: 5	H: 0 LOB: 0 BB: 0 P: 5	R: 3 E: 1 K: 1 S: 8	H: 3 LOB: 1 BB: 1 P: 12	R: 0 E: 1 K: 0 S: 4	H: 0 LOB: 1 BB: 0 P: 4	R: 2 E: 0 K: 0 S: 6	H: 3 LOB: 2 BB: 0 P: 7	R: 0 E: 0 K: 1 S: 5	H: 0 LOB: 1 BB: 2 P: 13	R: 0 E: 0 K: 1 S: 5	H: 1 LOB: 1 BB: 1 P: 7	R: 0 E: 0 K: 1 S: 5	H: 1 LOB: 0 BB: 0 P: 5	R: 0 E: 0 K: 1 S: 5	H: 0 LOB: 0 BB: 0 P: 5	1B: 8 2B: 1 3B: 0 HR: 0	SF: 0 SAC: 1 DP: 2 HBP: 1	WP: 0 PB: 0 SB: 1 CS: 0	PA: 41
<b>PITCHER</b>	IP	WLS	BF	H	R	ER	SO	BB	IBB	HBP	BLK	WP	HR	S	P	ERA	WHIP					
<b>Jerry Koosman, L</b> ERA: 2.75 (1, 1)	5.0	L	26	7	5	4	4	2	0	1	0	0	0	31	40	7.20	1.800					
<b>Ray Sadecki, L</b> ERA: 3.69 (6, 1)	3.0		12	2	0	0	2	3	0	0	0	0	0	13	25	0.00	1.667					
<b>Phil Hennigan, R</b> ERA: 3.48 (9, 1)	1.0		3	0	0	0	1	0	0	0	0	0	0	5	5	0.00	0.000					

Chicago Cubs @ New York Mets  
Shea Stadium, Flushing, NY  
Tue Jun 26 1973, 3:33 AM EDT  
Att: 18,861 - Sunny - 75 F

AB	34
R	5
H	9
RBI	4
BB	5
SO	7
LOB	17



Batter	1	2	3	4	5	6	7	8	9	AB	R	H	RBI	BB	SO	LOB	BOTTOM					
<b>Willie Mays, R</b> OBP: 0.260, SLG: 0.253 (1, 8)										4	0	1	0	0	0	0						
<b>Felix Milan, R</b> OBP: 0.301, SLG: 0.343 (1, 4)										4	0	1	0	0	0	2						
<b>Rusty Staub, L</b> OBP: 0.353, SLG: 0.415 (1, 9)										4	0	1	0	0	0	1						
<b>John Milner, L</b> OBP: 0.341, SLG: 0.432 (1, 3)										4	0	0	0	0	1	2						
<b>Ed Kranepool, L</b> OBP: 0.325, SLG: 0.368 (1, 7)										3	1	0	0	1	2	1						
<b>Wayne Garrett, L</b> OBP: 0.321, SLG: 0.335 (1, 5)										3	0	0	0	1	0	2						
<b>Ron Hodges, L</b> OBP: 0.353, SLG: 0.490 (1, 2)										2	0	0	0	0	0	1						
<b>Jim Fregosi, R</b> OBP: 0.333, SLG: 0.277 (1, 6)										3	0	1	1	0	1	0						
<b>Jerry Koosman, R</b> OBP: 0.139, SLG: 0.114 <b>Jim Gosger, L</b> OBP: 0.303, SLG: 0.272 (5, PH)										1	0	0	0	0	1	0						
<b>Ray Sadecki, L</b> OBP: 0.200, SLG: 0.200 <b>Ken Boswell, L</b> OBP: 0.267, SLG: 0.310 <b>Phil Hennigan, R</b> OBP: 0.333, SLG: 0.333 (9, 1)										0	0	0	0	0	0	0						
<b>Inning Stats</b>	R: 0 E: 0 K: 0 S: 3	H: 0 LOB: 0 BB: 0 P: 3	R: 0 E: 0 K: 0 S: 3	H: 0 LOB: 1 BB: 1 P: 7	R: 0 E: 0 K: 1 S: 5	H: 0 LOB: 0 BB: 0 P: 5	R: 0 E: 0 K: 0 S: 3	H: 0 LOB: 0 BB: 0 P: 3	R: 1 E: 0 K: 0 S: 4	H: 1 LOB: 1 BB: 1 P: 8	R: 0 E: 0 K: 1 S: 6	H: 1 LOB: 1 BB: 0 P: 6	R: 0 E: 0 K: 1 S: 5	H: 0 LOB: 0 BB: 0 P: 5	R: 0 E: 0 K: 1 S: 5	H: 1 LOB: 1 BB: 1 P: 9	R: 0 E: 0 K: 1 S: 6	H: 1 LOB: 1 BB: 0 P: 6	1B: 3 2B: 1 3B: 0 HR: 0	SF: 0 SAC: 1 DP: 1 HBP: 0	WP: 1 PB: 0 SB: 0 CS: 0	PA: 33
<b>PITCHER</b>	IP	WLS	BF	H	R	ER	SO	BB	IBB	HBP	BLK	WP	HR	S	P	ERA	WHIP					
<b>Burt Hooton, R</b> ERA: 4.37 (1, 1)	9.0	W	33	4	1	1	5	3	0	0	0	1	0	40	52	1.00	0.778					

Chicago Cubs @ New York Mets  
Shea Stadium, Flushing, NY  
Tue Jun 26 1973, 3:33 AM EDT  
Att: 18,861 - Sunny - 75 F

AB	29
R	1
H	4
RBI	1
BB	3
SO	5
LOB	10





Batter	1	2	3	4	5	6	7	8	9	AB	R	H	RBI	BB	SO	LOB	TOP					
<b>Cesar Tovar, R</b> OBP: 0.336, SLG: 0.374 (1, 5)										4	0	0	0	1	1	1	<b>Philadelphia Phillies @ New York Mets</b> Shea Stadium, Flushing, NY Wed Jun 27 1973, 7:05 PM EDT Unknown					
<b>Terry Harmon, R</b> OBP: 0.297, SLG: 0.250 (1, 4)										4	0	1	0	0	1	3						
<b>Tom Hutton, L</b> OBP: 0.379, SLG: 0.423 (8, PH)										1	0	0	0	0	0	1						
<b>Bill Robinson, R</b> OBP: 0.321, SLG: 0.523 (1, 8)										5	0	0	0	0	2	1						
<b>Greg Luzinski, R</b> OBP: 0.299, SLG: 0.421 (1, 7)										4	2	2	1	1	0	2						
<b>Mike Schmidt, R</b> OBP: 0.368, SLG: 0.389 (8, 5)										4	2	1	0	1	2	1						
<b>Mike Anderson, R</b> OBP: 0.328, SLG: 0.482 (1, 9)										3	2	2	3	0	1	1						
<b>Del Unser, L</b> OBP: 0.396, SLG: 0.533 (7, PH)										1	0	0	0	0	1	1						
<b>Bob Boone, R</b> OBP: 0.298, SLG: 0.338 (1, 2)										4	0	2	0	0	0	1						
<b>Larry Bowa, S</b> OBP: 0.250, SLG: 0.246 (1, 6)										4	0	1	0	0	0	2						
<b>Barry Lersch, S</b> OBP: 0.167, SLG: 0.167 (8, PH)										3	0	1	1	0	1	1						
<b>Mike Rogodzinski, L</b> OBP: 0.359, SLG: 0.455 (8, 1)										0	0	0	0	1	0	0						
<b>Bill Wilson, R</b> OBP: 0.379, SLG: 0.423 (8, 1)										0	0	0	0	0	0	0						
<b>Inning Stats</b>	R: 0 E: 0 K: 1 S: 5	H: 0 LOB: 0 BB: 0 P: 5	R: 2 E: 0 K: 1 S: 9	H: 4 LOB: 3 BB: 1 P: 13	R: 3 E: 0 K: 0 S: 5	H: 2 LOB: 0 BB: 1 P: 9	R: 0 E: 1 K: 1 S: 7	H: 1 LOB: 2 BB: 0 P: 7	R: 1 E: 1 K: 2 S: 9	H: 3 LOB: 1 BB: 0 P: 9	R: 0 E: 0 K: 1 S: 5	H: 0 LOB: 0 BB: 0 P: 5	R: 0 E: 0 K: 2 S: 7	H: 0 LOB: 1 BB: 1 P: 11	R: 0 E: 0 K: 0 S: 3	H: 0 LOB: 1 BB: 1 P: 7	R: 0 E: 0 K: 1 S: 5	H: 0 LOB: 0 BB: 0 P: 5	1B: 8 2B: 0 3B: 0 HR: 2	SF: 0 SAC: 0 DP: 0 HBP: 0	WP: 0 PB: 0 SB: 0 CS: 0	PA: 41
<b>PITCHER</b>	IP	WLS	BF	H	R	ER	SO	BB	IBB	HBP	BLK	WP	HR	S	P	ERA	WHIP					
<b>George Stone, L</b> ERA: 2.79	5.0	W	27	10	6	5	5	2	0	0	0	0	2	35	43	9.00	2.400					
<b>Buzz Capra, R</b> ERA: 2.79	4.0	S	14	0	0	0	4	2	0	0	0	0	0	20	28	0.00	0.500					

AB	37
R	6
H	10
RBI	5
BB	4
SO	9
LOB	15



Batter	1	2	3	4	5	6	7	8	9	AB	R	H	RBI	BB	SO	LOB	BOTTOM					
<b>Wayne Garrett, L</b> OBP: 0.319, SLG: 0.333 (1, 5)										4	1	1	0	0	0	3	<b>Philadelphia Phillies @ New York Mets</b> Shea Stadium, Flushing, NY Wed Jun 27 1973, 7:05 PM EDT Unknown					
<b>Felix Milten, R</b> OBP: 0.304, SLG: 0.345 (1, 4)										4	0	2	0	0	0	2						
<b>Rusty Staub, L</b> OBP: 0.352, SLG: 0.412 (1, 9)										4	1	1	1	0	0	2						
<b>John Milner, L</b> OBP: 0.333, SLG: 0.421 (1, 3)										4	1	0	0	0	1	2						
<b>Ed Kranepool, L</b> OBP: 0.323, SLG: 0.365 (1, 7)										4	1	1	0	0	1	0						
<b>Don Hahn, R</b> OBP: 0.375, SLG: 0.458 (8, 8)										0	0	0	0	0	0	0						
<b>Jim Gosger, L</b> OBP: 0.301, SLG: 0.271 (1, 8)										4	1	1	1	0	0	0						
<b>Ron Hodges, L</b> OBP: 0.368, SLG: 0.441 (1, 2)										4	1	2	2	0	0	0						
<b>Ted Martinez, R</b> OBP: 0.292, SLG: 0.278 (1, 6)										4	1	4	1	0	0	0						
<b>George Stone, L</b> OBP: 0.438, SLG: 0.438 (1, 1)										2	0	1	2	0	0	2						
<b>Ken Boswell, L</b> OBP: 0.281, SLG: 0.302 (5, PH)										1	0	0	0	0	0	1						
<b>Buzz Capra, R</b> OBP: 0.379, SLG: 0.423 (6, 1)										1	0	0	0	0	0	1						
<b>Inning Stats</b>	R: 7 E: 0 K: 0 S: 12	H: 9 LOB: 2 BB: 0 P: 12	R: 0 E: 0 K: 1 S: 5	H: 0 LOB: 0 BB: 0 P: 5	R: 0 E: 0 K: 0 S: 5	H: 2 LOB: 2 BB: 0 P: 5	R: 0 E: 0 K: 0 S: 3	H: 0 LOB: 0 BB: 0 P: 3	R: 0 E: 0 K: 0 S: 4	H: 1 LOB: 1 BB: 0 P: 4	R: 0 E: 0 K: 0 S: 3	H: 0 LOB: 0 BB: 0 P: 3	R: 0 E: 0 K: 1 S: 5	H: 0 LOB: 0 BB: 0 P: 5	R: 0 E: 0 K: 0 S: 3	H: 1 LOB: 0 BB: 0 P: 3	R: 0 E: 0 K: 0 S: 3	H: 0 LOB: 0 BB: 0 P: 3	1B: 11 2B: 2 3B: 0 HR: 0	SF: 0 SAC: 0 DP: 1 HBP: 0	WP: 0 PB: 0 SB: 0 CS: 0	PA: 36
<b>PITCHER</b>	IP	WLS	BF	H	R	ER	SO	BB	IBB	HBP	BLK	WP	HR	S	P	ERA	WHIP					
<b>Barry Lersch, R</b> ERA: 4.09	7.0	L	33	12	7	7	2	0	0	0	0	0	0	37	37	9.00	1.714					
<b>Bill Wilson, R</b> ERA: 4.11	1.0		3	1	0	0	0	0	0	0	0	0	0	3	3	0.00	1.000					





Batter	1	2	3	4	5	6	7	8	9	AB	R	H	RBI	BB	SO	LOB	TOP								
Denny Doyle, L (1,4) OBP: 0.359, SLG: 0.338	F8			FC3-6 1B		1B WP 6-4-3 1B	F9		G5-4-3	5	1	2	0	0	0	1									
Mike Rogodzinski, L (1,9) OBP: 0.349, SLG: 0.417	P5			K		6-4-3 1B HR BB	4-3			3	1	0	0	1	1	1									
Del Unser, L (1,8) OBP: 0.393, SLG: 0.527	F5			FC3-6 1B		6-4-3 HR 1B	P4			4	2	1	0	0	0	1									
Greg Luzinski, R (1,7) OBP: 0.302, SLG: 0.422	F8			1B		6-4-3			FC5-4 1B	4	0	2	2	0	0	2									
Tom Hutton, L (1,3) OBP: 0.375, SLG: 0.413	G3			P6		HR IBB	F7			3	1	0	0	1	0	2									
Mike Schmidt, R (1,5) OBP: 0.370, SLG: 0.431	L6					HR	F8			4	2	2	5	0	0	1									
Bob Boone, R (1,2) OBP: 0.293, SLG: 0.332				F9		1-3	P4		FC5-4	4	0	0	0	0	0	1									
Larry Bowa, S (1,6) OBP: 0.247, SLG: 0.243	F5			F5		1-3	E4		P4	4	0	0	0	0	0	0									
Mike Wallace, L (1,1) OBP: 0.370, SLG: 0.431				5-3		6-3	FC6-4		G5-4-3 BB	3	0	0	0	1	0	1									
<b>Inning Stats</b>	R: 0 E: 0 K: 0 S: 3	H: 0 LOB: 0 BB: 0 P: 3	R: 0 E: 0 K: 0 S: 3	H: 0 LOB: 0 BB: 0 P: 3	R: 0 E: 0 K: 0 S: 3	H: 0 LOB: 0 BB: 0 P: 3	R: 1 E: 0 K: 1 S: 7	H: 2 LOB: 1 BB: 0 P: 7	R: 1 E: 0 K: 0 S: 4	H: 1 LOB: 0 BB: 0 P: 4	R: 5 E: 1 K: 0 S: 7	H: 3 LOB: 1 BB: 2 P: 15	R: 0 E: 0 K: 0 S: 4	H: 0 LOB: 0 BB: 0 P: 3	R: 0 E: 0 K: 0 S: 2	H: 1 LOB: 1 BB: 0 P: 6	R: 0 E: 0 K: 0 S: 2	H: 0 LOB: 0 BB: 1 P: 6	1B: 5 2B: 0 3B: 0 HR: 2	SF: 0 SAC: 0 DP: 1 HBP: 0	WP: 1 PB: 0 SB: 1 CS: 0	PA: 37			
<b>PITCHER</b>	IP	WLS	BF	H	R	ER	SO	BB	IBB	HBP	BLK	WP	HR	S	P	ERA	WHIP								
Harry Parker, R (1,1) ERA: 3.44	5.0	L	18	3	2	2	1	0	0	0	0	0	1	20	20	3.60	0.600								
Phil Hennigan, R (6,1) ERA: 4.42	3.0		16	4	5	5	0	1	1	0	0	1	1	14	22	15.00	1.667								
Ray Sadecki, L (9,1) ERA: 3.56	1.0		3	0	0	0	0	1	0	0	0	0	0	2	6	0.00	1.000								

Philadelphia Phillies @ New York Mets  
Shea Stadium, Flushing, NY  
Wed Jun 27 1973, 7:05 PM EDT  
Att: 31,095 - Unknown

AB 34  
R 7  
H 7  
RBI 7  
BB 3  
SO 1  
LOB 10



Batter	1	2	3	4	5	6	7	8	9	AB	R	H	RBI	BB	SO	LOB	BOTTOM								
Don Hahn, R (1,7) OBP: 0.321, SLG: 0.393	5-3		P3			F8		P6		4	0	0	0	0	0	0									
Felix Milan, R (1,4) OBP: 0.299, SLG: 0.340	P4			6-3		4-3		F8		4	0	0	0	0	0	0									
Willie Mays, R (1,8) OBP: 0.269, SLG: 0.274	2B			K		6-3		2B 1B		4	0	2	0	0	1	0									
Rusty Staub, L (1,9) OBP: 0.347, SLG: 0.406	F8			5-3		1-3		F8		4	0	0	0	0	0	2									
George Theodore, R (1,3) OBP: 0.320, SLG: 0.323			P1			1B		1B		4	0	3	0	0	0	0									
Duffy Dyer, R (1,2) OBP: 0.205, SLG: 0.197	K			K		2B SF8 1B		F9		4	1	1	0	0	1	3									
Wayne Garrett, L (1,5) OBP: 0.320, SLG: 0.339	K			K		1-3 2B		4-3		3	0	1	0	0	1	1									
Ted Martinez, R (1,6) OBP: 0.287, SLG: 0.274			F8			SF8		P4		2	0	0	1	0	0	0									
Harry Parker, R (1,1) OBP: 0.125, SLG: 0.125						6-3		6-3		1	0	0	0	0	0	0									
Jim Beauchamp, R (5,PH) OBP: 0.343, SLG: 0.345						6-3		6-3		1	0	0	0	0	0	1									
Phil Hennigan, R (6,1) OBP: 0.333, SLG: 0.333										0	0	0	0	0	0	0									
Jim Fregosi, R (8,PH) OBP: 0.331, SLG: 0.275										0	0	0	0	0	0	0									
Ray Sadecki, L (9,1) OBP: 0.200, SLG: 0.200										0	0	0	0	0	0	0									
<b>Inning Stats</b>	R: 0 E: 0 K: 0 S: 4	H: 1 LOB: 1 BB: 0 P: 4	R: 0 E: 0 K: 2 S: 7	H: 0 LOB: 0 BB: 0 P: 7	R: 0 E: 0 K: 0 S: 3	H: 0 LOB: 0 BB: 0 P: 3	R: 0 E: 0 K: 1 S: 5	H: 0 LOB: 0 BB: 0 P: 5	R: 1 E: 0 K: 0 S: 5	H: 3 LOB: 1 BB: 0 P: 5	R: 0 E: 0 K: 0 S: 3	H: 0 LOB: 0 BB: 0 P: 3	R: 0 E: 0 K: 0 S: 4	H: 1 LOB: 1 BB: 0 P: 4	R: 0 E: 0 K: 0 S: 3	H: 0 LOB: 0 BB: 0 P: 3	R: 0 E: 0 K: 0 S: 5	H: 2 LOB: 2 BB: 0 P: 5	1B: 4 2B: 3 3B: 0 HR: 0	SF: 1 SAC: 0 DP: 0 HBP: 0	WP: 0 PB: 0 SB: 0 CS: 0	PA: 33			
<b>PITCHER</b>	IP	WLS	BF	H	R	ER	SO	BB	IBB	HBP	BLK	WP	HR	S	P	ERA	WHIP								
Mike Wallace, L (1,1) ERA: 1.0	9.0	W	33	7	1	1	3	0	0	0	0	0	0	39	39	1.00	0.778								

Philadelphia Phillies @ New York Mets  
Shea Stadium, Flushing, NY  
Wed Jun 27 1973, 7:05 PM EDT  
Att: 31,095 - Unknown

AB 32  
R 1  
H 7  
RBI 1  
BB 0  
SO 3  
LOB 7













Batter	1	2	3	4	5	6	7	8	9	AB	R	H	RBI	BB	SO	LOB	TOP				
Willie Mays, R OBP: 0.268, SLG: 0.283 Don Hahn, R OBP: 0.273, SLG: 0.333	(1, 8) X P4-3		(1, 8) X 2B		(1, 8) X K			(1, 8) X P4-3		4	0	1	1	0	1	0					
Felix Milan, R OBP: 0.299, SLG: 0.332	(1, 4) X F9		(1, 4) X 5-3			(1, 4) X K			(1, 4) X F9	4	0	0	0	0	1	1					
Ken Boswell, L OBP: 0.289, SLG: 0.354	(1, 5) X F8			(1, 5) X 1B FC5		(1, 5) X G3			(1, 5) X 6-3	3	1	0	0	1	0	0					
Rusty Staub, L OBP: 0.364, SLG: 0.432		(1, 9) X P5-4-3 1B		(1, 9) X FC5 1B		(1, 9) X F9			(1, 9) X 2B	4	0	3	0	0	0	0					
George Theodore, R OBP: 0.305, SLG: 0.306	(1, 7) X P5-4-3		(1, 7) X FC5	(1, 7) X P4-6-3					(1, 7) X P4-3	4	0	0	1	0	0	3					
John Milner, L OBP: 0.327, SLG: 0.421	(1, 3) X K		(1, 3) X F7						(1, 3) X P4-3	3	0	0	0	0	1	2					
Ron Hodges, L OBP: 0.347, SLG: 0.422			(1, 2) X F7	(1, 2) X P4-6-3					(1, 2) X F7	3	0	0	0	0	0	2					
Ted Martinez, R OBP: 0.280, SLG: 0.268	(1, 6) X SH3-4 2B 1B				(1, 6) X P6				(1, 6) X 6-3	3	1	1	0	0	0	0					
Jon Matlack, L OBP: 0.250, SLG: 0.111	(1, 1) X SH3-4		(1, 1) X K						(1, 1) X 1-3	2	0	0	0	0	1	0					
<b>Inning Stats</b>	R: 0 E: 0 K: 0 S: 3	H: 0 LOB: 0 BB: 0 P: 3	R: 0 E: 0 K: 1 S: 5	H: 1 LOB: 0 BB: 0 P: 5	R: 1 E: 0 K: 0 S: 5	H: 2 LOB: 1 BB: 1 P: 5	R: 1 E: 0 K: 0 S: 4	H: 1 LOB: 1 BB: 1 P: 8	R: 0 E: 0 K: 1 S: 7	H: 0 LOB: 0 BB: 0 P: 7	R: 0 E: 0 K: 0 S: 3	H: 0 LOB: 0 BB: 0 P: 3	R: 0 E: 0 K: 0 S: 3	H: 0 LOB: 0 BB: 0 P: 3	R: 0 E: 0 K: 0 S: 4	H: 1 LOB: 1 BB: 0 P: 4	1B: 3 2B: 2 3B: 0 HR: 0	SF: 0 SAC: 1 DP: 2 HBP: 0	WP: 0 PB: 0 SB: 0 CS: 0	PA: 32	
<b>PITCHER</b> Burt Hooton, R ERA: 4.19	(1, 1)	IP: 9.0 WLS: L BF: 32	H: 5 R: 2 ER: 2 SO: 4	BB: 1 IBB: 0 HBP: 0 BLK: 0	WP: 0 HR: 0 S: 39 P: 43	ERA: 2.00 WHIP: 0.667		<b>PITCHER</b>	IP: 9.0 WLS: L BF: 32	H: 5 R: 2 ER: 2 SO: 4	BB: 1 IBB: 0 HBP: 0 BLK: 0	WP: 0 HR: 0 S: 39 P: 43	ERA: 2.00 WHIP: 0.667								

New York Mets @ Chicago Cubs  
Wrigley Field, Chicago, IL  
Sat Jun 30 1973, 3:33 AM CDT  
Att: 29,512 - Cloudy - 70 F

AB 30  
R 2  
H 5  
RBI 2  
BB 1  
SO 4  
LOB 8



Batter	1	2	3	4	5	6	7	8	9	AB	R	H	RBI	BB	SO	LOB	BOTTOM				
Rick Monday, L OBP: 0.399, SLG: 0.532	(1, 8) X K		(1, 8) X G6-4-3 1B			(1, 8) X G3			(1, 8) X P1	4	0	1	0	0	1	0					
Don Kessinger, S OBP: 0.367, SLG: 0.331	(1, 6) X L3		(1, 6) X G6-4-3			(1, 6) X 2B 1B			(1, 6) X 6-3	4	1	1	0	0	0	2					
Jose Cardenal, R OBP: 0.384, SLG: 0.485	(1, 9) X 6-3				(1, 9) X 6-3				(1, 9) X 1B BB	3	0	1	1	1	0	0					
Jim Hickman, R OBP: 0.352, SLG: 0.228 Cleo James, R OBP: 0.139, SLG: 0.114	(1, 3) X BB				(1, 3) X P6				(1, 3) X F9 1B	3	0	1	0	1	0	1					
Ron Santo, R OBP: 0.383, SLG: 0.481	(1, 5) X F9				(1, 5) X 4-3				(1, 5) X K	3	0	0	0	1	1	3					
Carmen Fanzone, R OBP: 0.383, SLG: 0.569	(1, 7) X K					(1, 7) X FC6-4 BB			(1, 7) X F8	4	0	1	0	0	1	3					
Ken Rudolph, R OBP: 0.224, SLG: 0.344 Glenn Beckert, R OBP: 0.326, SLG: 0.309 Randy Hundley, R OBP: 0.271, SLG: 0.360	(1, 2) X K				(1, 2) X P6				(1, 2) X K	2	0	0	0	0	1	2					
Paul Popovich, S OBP: 0.263, SLG: 0.227 Billy Williams, L OBP: 0.379, SLG: 0.442	(1, 4) X F7				(1, 4) X K				(1, 4) X F9	3	0	0	0	0	1	1					
Burt Hooton, R OBP: 0.286, SLG: 0.211	(1, 1) X 1B BB				(1, 1) X F8				(1, 1) X K	2	0	0	0	1	1	1					
<b>Inning Stats</b>	R: 0 E: 0 K: 1 S: 5	H: 0 LOB: 0 BB: 0 P: 5	R: 0 E: 0 K: 2 S: 7	H: 0 LOB: 1 BB: 1 P: 11	R: 0 E: 0 K: 0 S: 3	H: 0 LOB: 0 BB: 0 P: 3	R: 0 E: 0 K: 1 S: 6	H: 1 LOB: 1 BB: 0 P: 6	R: 1 E: 0 K: 0 S: 5	H: 2 LOB: 2 BB: 1 P: 9	R: 0 E: 0 K: 1 S: 5	H: 0 LOB: 0 BB: 0 P: 5	R: 0 E: 0 K: 1 S: 6	H: 1 LOB: 2 BB: 1 P: 10	R: 0 E: 0 K: 1 S: 5	H: 0 LOB: 0 BB: 0 P: 5	1B: 3 2B: 2 3B: 0 HR: 0	SF: 0 SAC: 0 DP: 1 HBP: 0	WP: 0 PB: 0 SB: 0 CS: 0	PA: 35	
<b>PITCHER</b> Jon Matlack, L ERA: 3.81	(1, 1)	IP: 9.0 WLS: W BF: 35	H: 5 R: 1 ER: 1 SO: 7	BB: 4 IBB: 0 HBP: 0 BLK: 0	WP: 0 HR: 0 S: 45 P: 61	ERA: 1.00 WHIP: 1.000		<b>PITCHER</b>	IP: 9.0 WLS: W BF: 35	H: 5 R: 1 ER: 1 SO: 7	BB: 4 IBB: 0 HBP: 0 BLK: 0	WP: 0 HR: 0 S: 45 P: 61	ERA: 1.00 WHIP: 1.000								

New York Mets @ Chicago Cubs  
Wrigley Field, Chicago, IL  
Sat Jun 30 1973, 3:33 AM CDT  
Att: 29,512 - Cloudy - 70 F

AB 31  
R 1  
H 5  
RBI 1  
BB 4  
SO 7  
LOB 13


















Batter	1	2	3	4	5	6	7	8	9	AB	R	H	RBI	BB	SO	LOB	TOP			
Wayne Garrett, L (1,5) OBP: 0.326, SLG: 0.362										5	1	2	1	0	1	0	<b>New York Mets @ Montreal Expos</b> Jarry Park, Montreal, QB Tue Jul 03 1973, 7:05 PM EDT Att: 12,279 - Unknown			
Felix Milan, R (1,4) OBP: 0.318, SLG: 0.352										5	2	4	1	0	0	0				
George Theodore, R (1,7) OBP: 0.296, SLG: 0.290										2	1	0	0	1	0	0				
Harry Parker, R (6,1) OBP: 0.125, SLG: 0.125										0	0	0	0	0	0	0				
Ken Boswell, L (7,PH) OBP: 0.264, SLG: 0.347										1	0	0	0	0	0	2				
Phil Hennigan, R (7,1) OBP: 0.333, SLG: 0.333										0	0	0	0	0	0	2				
Jim Beauchamp, R (9,PH) OBP: 0.351, SLG: 0.333										0	0	0	0	0	1	0				
Rusty Staub, L (1,9) OBP: 0.357, SLG: 0.418										5	1	1	0	0	1	5				
John Milner, L (1,3) OBP: 0.332, SLG: 0.451										3	1	1	3	0	1	3				
Ron Hodges, L (1,2) OBP: 0.311, SLG: 0.368										4	0	1	0	0	0	1				
Don Hahn, R (1,8) OBP: 0.277, SLG: 0.326										3	0	0	0	1	2	2				
Ted Martinez, R (1,6) OBP: 0.272, SLG: 0.256										4	1	1	0	0	0	1				
Jim McAndrew, R (1,1) OBP: 0.400, SLG: 0.214										2	0	0	0	0	0	0				
Tug McGraw, R (5,1) OBP: 0.167, SLG: 0.167										0	0	0	0	0	0	0				
Jim Gosger, L (6,7) OBP: 0.304, SLG: 0.261										1	1	0	0	1	1	0				
<b>Inning Stats</b>	R: 1 E: 0 K: 0 S: 4	H: 2 LOB: 1 BB: 1 P: 8	R: 0 E: 0 K: 0 S: 3	H: 0 LOB: 0 BB: 0 P: 3	R: 4 E: 1 K: 2 S: 12	H: 4 LOB: 1 BB: 0 P: 12	R: 0 E: 0 K: 0 S: 3	H: 0 LOB: 0 BB: 0 P: 3	R: 0 E: 0 K: 1 S: 4	H: 0 LOB: 0 BB: 0 P: 5	R: 2 E: 1 K: 1 S: 8	H: 3 LOB: 2 BB: 1 P: 12	R: 0 E: 0 K: 0 S: 2	H: 0 LOB: 0 BB: 1 P: 6	R: 1 E: 0 K: 2 S: 8	H: 1 LOB: 1 BB: 1 P: 12	1B: 8 2B: 1 3B: 1 HR: 1	SF: 0 SAC: 0 DP: 3 HBP: 1	WP: 0 PB: 0 SB: 2 CS: 1	PA: 40
<b>PITCHER</b>	IP WLS BF H R ER SO BB IBB HBP BLK WP HR S P ERA WHIP																			
Ernie McAnally, R (1,1) ERA: 3.17	6.0 W 25 6 5 1 3 1 0 1 0 0 1 29 34 1.50 1.167																			
Mike Marshall, R (7,1) ERA: 2.6	3.0 S 15 4 3 2 3 3 0 0 0 0 0 0 18 30 6.00 2.333																			

AB	35
R	8
H	10
RBI	5
BB	4
SO	6
LOB	14



Batter	1	2	3	4	5	6	7	8	9	AB	R	H	RBI	BB	SO	LOB	BOTTOM			
Ron Hunt, R (1,4) OBP: 0.403, SLG: 0.338										3	2	2	1	1	0	0	<b>New York Mets @ Montreal Expos</b> Jarry Park, Montreal, QB Tue Jul 03 1973, 7:05 PM EDT Att: 12,279 - Unknown			
Clyde Mashore, R (7,PH) OBP: 0.328, SLG: 0.444										5	4	2	0	1	0	2				
Mike Jorgensen, L (1,3) OBP: 0.332, SLG: 0.327										3	3	2	1	2	0	0				
Ron Fairly, L (1,7) OBP: 0.477, SLG: 0.478										3	3	2	1	2	0	0				
Pepe Frias, R (6,4) OBP: 0.207, SLG: 0.228										1	0	0	0	0	0	1				
Ken Singleton, S (1,9) OBP: 0.411, SLG: 0.473										6	2	3	5	0	2	4				
Boots Day, L (1,8) OBP: 0.351, SLG: 0.457										2	1	1	0	1	0	0				
Ron Woods, R (6,PH) OBP: 0.355, SLG: 0.335										2	1	0	1	1	0	1				
Bob Bailey, R (1,5) OBP: 0.394, SLG: 0.569										6	2	4	7	0	0	1				
Tim Foli, R (1,6) OBP: 0.296, SLG: 0.290										5	2	3	1	1	1	2				
John Boccabella, R (1,2) OBP: 0.291, SLG: 0.308										5	2	3	2	0	0	4				
Ernie McAnally, R (1,1) ERA: 5.83	4.1 L 24 8 6 5 2 2 0 0 0 0 0 26 34 10.38 2.308																			
Tug McGraw, L (5,1) ERA: 6.07	1.1 11 4 7 7 2 3 1 0 0 0 0 2 11 27 47.25 5.250																			
Harry Parker, R (6,1) ERA: 3.88	0.1 1 0 0 0 0 0 0 0 0 0 0 0 1 1 0.00 0.000																			
Phil Hennigan, R (7,1) ERA: 5.88	2.0 16 9 6 6 2 1 0 0 0 0 0 2 19 23 27.00 5.000																			
<b>Inning Stats</b>	R: 0 E: 0 K: 0 S: 4	H: 1 LOB: 1 BB: 0 P: 4	R: 3 E: 1 K: 0 S: 7	H: 3 LOB: 1 BB: 0 P: 7	R: 0 E: 0 K: 1 S: 5	H: 0 LOB: 0 BB: 0 P: 5	R: 0 E: 0 K: 1 S: 6	H: 1 LOB: 1 BB: 0 P: 6	R: 3 E: 0 K: 0 S: 5	H: 3 LOB: 2 BB: 3 P: 17	R: 7 E: 0 K: 2 S: 11	H: 4 LOB: 0 BB: 3 P: 23	R: 5 E: 0 K: 2 S: 13	H: 6 LOB: 2 BB: 1 P: 17	R: 1 E: 0 K: 0 S: 6	H: 3 LOB: 2 BB: 0 P: 6	1B: 14 2B: 4 3B: 0 HR: 4	SF: 1 SAC: 0 DP: 1 HBP: 0	WP: 1 PB: 0 SB: 0 CS: 0	PA: 52
<b>PITCHER</b>	IP WLS BF H R ER SO BB IBB HBP BLK WP HR S P ERA WHIP																			
Jim McAndrew, R (1,1) ERA: 5.83	4.1 L 24 8 6 5 2 2 0 0 0 0 0 26 34 10.38 2.308																			
Tug McGraw, L (5,1) ERA: 6.07	1.1 11 4 7 7 2 3 1 0 0 0 0 2 11 27 47.25 5.250																			
Harry Parker, R (6,1) ERA: 3.88	0.1 1 0 0 0 0 0 0 0 0 0 0 0 1 1 0.00 0.000																			
Phil Hennigan, R (7,1) ERA: 5.88	2.0 16 9 6 6 2 1 0 0 0 0 0 2 19 23 27.00 5.000																			

AB	44
R	19
H	21
RBI	19
BB	7
SO	6
LOB	20





Batter	1	2	3	4	5	6	7	8	9	AB	R	H	RBI	BB	SO	LOB	TOP																
Wayne Garrett, L (1, 5) OBP: 0.332, SLG: 0.358										2	1	0	0	3	0	2	<b>New York Mets @ Montreal Expos</b> Jarry Park, Montreal, QB Wed Jul 04 1973, 7:05 PM EDT Att: 15,801 - Unknown																
Felix Milten, R (1, 4) OBP: 0.312, SLG: 0.346										5	0	0	0	0	0	4																	
Willie Mays, R (1, 8) OBP: 0.274, SLG: 0.324 Don Hahn, R (7, 8) OBP: 0.271, SLG: 0.319										4	1	2	1	0	0	1																	
Rusty Staub, L (1, 9) OBP: 0.355, SLG: 0.412										4	1	0	0	1	0	1																	
George Theodore, R (1, 7) OBP: 0.311, SLG: 0.327										3	1	2	3	1	1	0																	
John Milner, L (1, 3) OBP: 0.326, SLG: 0.441										4	0	0	0	0	1	3																	
Duffy Dyer, R (1, 2) OBP: 0.226, SLG: 0.229										3	1	2	1	1	0	0																	
Ted Martinez, R (1, 6) OBP: 0.271, SLG: 0.256										4	0	1	0	0	2	2																	
Tom Seaver, R (1, 1) OBP: 0.234, SLG: 0.233 Buzz Capra, R (8, 1) Ray Sadecki, L (8, 1) OBP: 0.222, SLG: 0.333										3	0	0	0	1	2	2																	
<b>Inning Stats</b>	R: 3 E: 0 K: 1 S: 6	H: 1 LOB: 0 BB: 2 P: 14	R: 0 E: 0 K: 1 S: 5	H: 0 LOB: 2 BB: 13	R: 1 E: 0 K: 0 S: 5	H: 2 LOB: 2 BB: 1 P: 9	R: 0 E: 0 K: 1 S: 5	H: 0 LOB: 0 BB: 0 P: 5	R: 0 E: 0 K: 0 S: 4	H: 2 LOB: 1 BB: 0 P: 4	R: 1 E: 0 K: 2 S: 8	H: 1 LOB: 1 BB: 1 P: 12	R: 0 E: 0 K: 1 S: 5	H: 0 LOB: 0 BB: 0 P: 5	R: 0 E: 0 K: 0 S: 4	H: 1 LOB: 2 BB: 1 P: 8		R: 0 E: 0 K: 0 S: 3	H: 0 LOB: 0 BB: 0 P: 3	1B: 4 2B: 0 3B: 0 HR: 3	SF: 0 SAC: 0 DP: 1 HBP: 0	WP: 2 PB: 2 SB: 0 CS: 0	PA: 40										
<b>PITCHER</b>	IP WLS BF H R ER SO BB IBB HBP BLK WP HR S P ERA WHIP																																
Balor Moore, L (1, 1) ERA: 4.77	2.2	16	3	4	4	2	5	0	0	0	0	1	2	15	35	13.50	3.000																
Pat Jarvis, R (3, 1) ERA: 4.11	2.1	8	2	0	0	1	0	0	0	0	0	1	0	10	10	0.00	0.857																
Tom Walker, R (6, 1) ERA: 3.23	2.0	8	1	1	1	3	1	0	0	0	0	0	1	13	17	4.50	1.000																
Joe Gilbert, L (8, 1) ERA: 4.09	1.0	W	5	1	0	0	1	0	0	0	0	0	0	4	8	0.00	2.000																
Mike Marshall, R (9, 1) ERA: 2.77	1.0	S	3	0	0	0	0	0	0	0	0	0	0	3	3	0.00	0.000																

AB 33  
R 5  
H 7  
RBI 5  
BB 7  
SO 6  
LOB 15



Batter	1	2	3	4	5	6	7	8	9	AB	R	H	RBI	BB	SO	LOB	BOTTOM																
Ron Hunt, R (1, 4) OBP: 0.406, SLG: 0.336										2	1	0	0	2	0	0	<b>New York Mets @ Montreal Expos</b> Jarry Park, Montreal, QB Wed Jul 04 1973, 7:05 PM EDT Att: 15,801 - Unknown																
Mike Jorgensen, L (1, 3) OBP: 0.337, SLG: 0.333										5	1	3	0	0	0	1																	
Ron Fairly, L (1, 7) OBP: 0.472, SLG: 0.468 Mike Marshall, R (9, 1) OBP: 0.250, SLG: 0.200										4	0	0	0	1	0	5																	
Ken Singleton, S (1, 9) OBP: 0.409, SLG: 0.467										3	1	0	1	1	1	3																	
Boots Day, L (1, 8) OBP: 0.347, SLG: 0.459										4	1	1	1	0	1	2																	
Bob Bailey, R (1, 5) OBP: 0.391, SLG: 0.564										4	1	1	2	0	1	2																	
Tim Foli, R (1, 6) OBP: 0.299, SLG: 0.293										4	1	2	0	0	0	1																	
John Boccabella, R (1, 2) OBP: 0.290, SLG: 0.307										4	0	1	0	0	1	2																	
Balor Moore, L (1, 1) OBP: 0.118, SLG: 0.094 Pat Jarvis, R (3, 1) Clyde Mashore, R (5, PH) Tom Walker, R (6, 1) Hal Breaeden, R (7, PH) Joe Gilbert, R (8, 1) Ron Woods, R (9, PH) OBP: 0.356, SLG: 0.357										0	0	0	0	0	0	0																	
<b>Inning Stats</b>	R: 0 E: 0 K: 0 S: 3	H: 0 LOB: 0 BB: 0 P: 3	R: 0 E: 0 K: 1 S: 5	H: 0 LOB: 1 BB: 1 P: 9	R: 0 E: 0 K: 1 S: 5	H: 0 LOB: 1 BB: 1 P: 9	R: 0 E: 0 K: 1 S: 5	H: 0 LOB: 0 BB: 0 P: 5	R: 0 E: 0 K: 0 S: 4	H: 1 LOB: 1 BB: 0 P: 4	R: 0 E: 0 K: 1 S: 7	H: 2 LOB: 2 BB: 0 P: 7	R: 7 E: 1 K: 0 S: 10	H: 6 LOB: 2 BB: 1 P: 15	1B: 7 2B: 1 3B: 0 HR: 1	SF: 0 SAC: 0 DP: 0 HBP: 1		WP: 0 PB: 1 SB: 0 CS: 0	PA: 39														
<b>PITCHER</b>	IP WLS BF H R ER SO BB IBB HBP BLK WP HR S P ERA WHIP																																
Tom Seaver, R (1, 1) ERA: 2.09	7.1	33	6	5	4	5	4	0	0	0	0	0	1	39	55	4.91	1.364																
Buzz Capra, R (8, 1) ERA: 5.94	0.1	L	4	2	2	1	0	0	0	1	0	0	1	3	4	27.00	6.000																
Ray Sadecki, L (8, 1) ERA: 3.05	0.1	2	1	0	0	0	0	0	0	0	0	0	0	2	2	0.00	3.000																

AB 34  
R 7  
H 9  
RBI 7  
BB 4  
SO 5  
LOB 18





Batter	1	2	3	4	5	6	7	8	9	AB	R	H	RBI	BB	SO	LOB	TOP					
Willie Mays, R OBP: 0.279, SLG: 0.330 (1, 8)										4	0	1	0	1	1	0	<b>New York Mets @ Montreal Expos</b> Jarry Park, Montreal, QB Thu Jul 05 1973, 7:05 PM EDT Att: 15,628 - Unknown					
Felix Milten, R OBP: 0.317, SLG: 0.350 (1, 4)										5	1	3	0	0	0	3						
John Milner, L OBP: 0.327, SLG: 0.437 (1, 3)										4	1	1	0	1	0	2						
Rusty Staub, L OBP: 0.355, SLG: 0.422 (1, 9)										5	2	2	3	0	1	3						
Ed Kranepool, L OBP: 0.320, SLG: 0.350 George Theodore, R (7, PH) OBP: 0.322, SLG: 0.333 (7, 7)										2	0	0	0	1	0	0						
Wayne Garrett, L OBP: 0.337, SLG: 0.361 (1, 6)										4	0	2	2	1	0	1						
Ken Boswell, L OBP: 0.276, SLG: 0.352 (1, 5)										5	0	2	1	0	2	2						
Ron Hodges, L OBP: 0.317, SLG: 0.362 Duffy Dyer, R (7, PH) OBP: 0.222, SLG: 0.224 (7, 2)										1	0	0	0	1	0	2						
Jon Matlack, L OBP: 0.235, SLG: 0.103 Jim Beauchamp, R (7, PH) OBP: 0.368, SLG: 0.355 Tug McGraw, R OBP: 0.143, SLG: 0.143 (7, 1)										2	0	0	0	0	2	2						
<b>Inning Stats</b>	R: 0 E: 0 K: 2 S: 8	H: 1 LOB: 1 BB: 0 P: 8	R: 0 E: 0 K: 1 S: 6	H: 1 LOB: 2 BB: 1 P: 10	R: 0 E: 0 K: 0 S: 3	H: 1 LOB: 0 BB: 1 P: 3	R: 1 E: 0 K: 0 S: 4	H: 2 LOB: 1 BB: 1 P: 8	R: 0 E: 0 K: 1 S: 7	H: 2 LOB: 2 BB: 0 P: 7	R: 0 E: 0 K: 1 S: 5	H: 0 LOB: 0 BB: 0 P: 5	R: 5 E: 0 K: 1 S: 9	H: 4 LOB: 1 BB: 2 P: 17	R: 0 E: 0 K: 0 S: 4	H: 1 LOB: 1 BB: 0 P: 4		R: 1 E: 0 K: 0 S: 4	H: 1 LOB: 2 BB: 2 P: 12	1B: 11 2B: 1 3B: 0 HR: 1	SF: 0 SAC: 0 DP: 2 HBP: 0	WP: 1 PB: 0 SB: 0 CS: 0
<b>PITCHER</b>	IP WLS BF H R ER SO BB IBB HBP BLK WP HR S P ERA WHIP																					
Bill Stoneman, R ERA: 6.04 (1, 1)	5.0	L	22	7	1	1	4	2	0	0	0	0	0	0	1	28	36	1.80	1.800			
Mickey Scott, L ERA: 6.09 (6, 1)	1.2	L	9	2	4	4	1	2	0	0	0	0	0	0	0	9	17	21.60	2.400			
Mike Marshall, R ERA: 2.9 (7, 1)	2.1	S	13	4	2	2	1	2	0	0	0	1	0	0	13	21	7.71	2.571				

AB 38  
R 7  
H 13  
RBI 7  
BB 6  
SO 6  
LOB 17



Batter	1	2	3	4	5	6	7	8	9	AB	R	H	RBI	BB	SO	LOB	BOTTOM					
Ron Hunt, R OBP: 0.409, SLG: 0.338 (1, 4)										4	0	2	0	1	0	2	<b>New York Mets @ Montreal Expos</b> Jarry Park, Montreal, QB Thu Jul 05 1973, 7:05 PM EDT Att: 15,628 - Unknown					
Tim Foli, R OBP: 0.297, SLG: 0.292 (1, 6)										5	1	1	0	0	0	4						
Ron Woods, R OBP: 0.351, SLG: 0.349 (1, 8)										4	0	0	0	0	0	4						
Hal Breeden, R OBP: 0.374, SLG: 0.490 (1, 3)										4	1	1	0	0	0	4						
Bob Bailey, R OBP: 0.393, SLG: 0.574 (1, 5)										3	1	1	2	1	0	1						
Ken Singleton, S OBP: 0.407, SLG: 0.462 (1, 9)										3	0	0	0	0	2	1						
Clyde Mashore, R OBP: 0.319, SLG: 0.424 (1, 7)										4	0	1	0	0	1	2						
John Boccabella, R OBP: 0.294, SLG: 0.308 (1, 2)										3	0	1	0	1	1	1						
Bill Stoneman, R OBP: 0.294, SLG: 0.083 Mickey Scott, L (6, 1)										1	0	0	0	0	1	0						
Mike Marshall, R OBP: 0.250, SLG: 0.200 Ron Fairly, L (9, PH) OBP: 0.470, SLG: 0.466 (9, 7)										0	0	0	0	0	0	0						
<b>Inning Stats</b>	R: 3 E: 1 K: 0 S: 6	H: 2 LOB: 1 BB: 0 P: 7	R: 0 E: 1 K: 0 S: 5	H: 1 LOB: 3 BB: 1 P: 9	R: 0 E: 0 K: 2 S: 7	H: 0 LOB: 1 BB: 1 P: 11	R: 0 E: 0 K: 1 S: 5	H: 0 LOB: 0 BB: 0 P: 5	R: 0 E: 0 K: 0 S: 3	H: 1 LOB: 2 BB: 1 P: 3	R: 0 E: 0 K: 2 S: 8	H: 1 LOB: 2 BB: 1 P: 12	R: 0 E: 0 K: 0 S: 3	H: 1 LOB: 0 BB: 0 P: 3	R: 0 E: 0 K: 0 S: 3	H: 0 LOB: 0 BB: 0 P: 3	R: 0 E: 0 K: 1 S: 6	H: 1 LOB: 1 BB: 0 P: 6	1B: 6 2B: 0 3B: 0 HR: 1	SF: 0 SAC: 1 DP: 2 HBP: 1	WP: 1 PB: 0 SB: 1 CS: 0	PA: 38
<b>PITCHER</b>	IP WLS BF H R ER SO BB IBB HBP BLK WP HR S P ERA WHIP																					
Jon Matlack, L ERA: 3.62 (1, 1)	6.0	W	28	5	3	3	0	3	0	0	0	0	0	0	0	34	47	0.00	1.333			
Tug McGraw, L ERA: 5.69 (7, 1)	3.0	S	10	2	0	0	1	0	0	0	0	0	0	0	12	12	0.00	0.667				

AB 33  
R 3  
H 7  
RBI 2  
BB 3  
SO 6  
LOB 21





Batter	1	2	3	4	5	6	7	8	9	AB	R	H	RBI	BB	SO	LOB	TOP														
Ralph Garr, L (1,9) OBP: 0.298, SLG: 0.375	0-0 1-3		0-0 5-3			0-0 F7		0-0 2B		4	0	1	0	0	0	0	<p>Atlanta Braves @ New York Mets</p> <p>Shea Stadium, Flushing, NY</p> <p>Fri Jul 06 1973, 7:05 PM EDT</p> <p>Att: 37,266 - Unknown</p> <p>livebaseballscorecards.com</p>														
Marty Perez, R (1,6) OBP: 0.299, SLG: 0.295	0-0 F2		0-0 4-3			0-0 P4		0-3 K		4	0	0	0	0	1	0															
Darrell Evans, L (1,5) OBP: 0.398, SLG: 0.574	0-3 K		0-0 P4			0-3 K			0-0 F9	4	0	0	0	0	2	0															
Hank Aaron, R (1,7) OBP: 0.346, SLG: 0.529		4-0 1B		0-0 5-3		0-0 F7			0-0 P4	3	0	0	0	1	0	0															
Sonny Jackson, L (9,7) OBP: 0.291, SLG: 0.270		BB								0	0	0	0	0	0	0															
Dusty Baker Jr., R (1,8) OBP: 0.359, SLG: 0.404		0-0 BB		0-0 6-3		0-0 HR			0-0 F3	4	1	2	0	0	0	0															
Davey Johnson, R (1,4) OBP: 0.357, SLG: 0.507		0-3 1B		0-0 F7		0-0 F9				3	0	0	0	0	1	3															
Dick Dietz, R (1,3) OBP: 0.404, SLG: 0.404		4-0 BB		0-0 F8		0-0 HR				2	1	1	2	1	0	0															
Frank Tepedino, L (7,3) OBP: 0.295, SLG: 0.357		1-2 BB								0	0	0	0	0	0	0															
Paul Casanova, R (1,2) OBP: 0.196, SLG: 0.240		0-3 K		0-0 F8		0-0 F8		0-0 F8		3	0	0	0	0	1	3															
Ron Schueler, R (1,1) OBP: 0.190, SLG: 0.150		0-0 F8		0-0 6-3				0-3 K		3	0	0	0	0	1	3															
<b>Inning Stats</b>	R: 0 E: 0 K: 1 S: 5	H: 0 LOB: 0 BB: 0 P: 5	R: 0 E: 0 K: 2 S: 8	H: 1 LOB: 3 BB: 2 P: 16	R: 0 E: 0 K: 0 S: 3	H: 0 LOB: 0 BB: 0 P: 3	R: 0 E: 0 K: 0 S: 3	H: 0 LOB: 0 BB: 0 P: 3	R: 0 E: 0 K: 1 S: 5	H: 0 LOB: 0 BB: 0 P: 5	R: 2 E: 0 K: 0 S: 5	H: 2 LOB: 0 BB: 0 P: 5	R: 0 E: 0 K: 2 S: 7	H: 1 LOB: 0 BB: 0 P: 7	R: 0 E: 0 K: 0 S: 3	H: 0 LOB: 0 BB: 0 P: 3	1B: 2 2B: 1 3B: 0 HR: 1	SF: 0 SAC: 0 DP: 0 HBP: 0	WP: 0 PB: 0 CS: 0	PA: 32											
<b>PITCHER</b> Jerry Koosman, L (1,1) ERA: 2.87	IP: 9.0 WLS: L BF: 32	H: 4 R: 2 ER: 2 SO: 6	BB: 2 IBB: 0 HBP: 0 BLK: 0	WP: 0 HR: 1 S: 42 P: 50	ERA: 2.00 WHIP: 0.667											<b>PITCHER</b>	IP: 9.0 WLS: W BF: 30	H: 2 R: 0 ER: 0 SO: 9	BB: 1 IBB: 0 HBP: 0 BLK: 0	WP: 0 HR: 0 S: 47 P: 51	ERA: 0.00 WHIP: 0.333										

Batter	1	2	3	4	5	6	7	8	9	AB	R	H	RBI	BB	SO	LOB	BOTTOM														
Willie Mays, R (1,8) OBP: 0.271, SLG: 0.319	0-0 F7		0-0 5-3			0-3 K			0-3 K	4	0	0	0	0	2	2	<p>Atlanta Braves @ New York Mets</p> <p>Shea Stadium, Flushing, NY</p> <p>Fri Jul 06 1973, 7:05 PM EDT</p> <p>Att: 37,266 - Unknown</p> <p>livebaseballscorecards.com</p>														
Felix Milten, R (1,4) OBP: 0.316, SLG: 0.349	0-0 6-3			0-0 L5		0-0 F8			0-0 1B	4	0	1	0	0	0	0															
Ken Boswell, L (1,5) OBP: 0.258, SLG: 0.328	0-0 F9			0-0 G3		0-0 G3			0-0 F8	4	0	0	0	0	0	2															
Rusty Staub, L (1,9) OBP: 0.352, SLG: 0.418		0-0 P6		0-3 K		0-0 F9				3	0	0	0	0	1	0															
John Milner, L (1,3) OBP: 0.323, SLG: 0.430		0-3 K			0-3 K			0-3 K		3	0	0	0	0	3	0															
Wayne Garrett, L (1,6) OBP: 0.333, SLG: 0.356		0-0 F2			0-0 4-3			0-0 G3		3	0	0	0	0	0	0															
George Theodore, R (1,7) OBP: 0.315, SLG: 0.325			0-3 K		0-3 K			0-0 6-3		3	0	0	0	0	2	0															
Ron Hodges, L (1,2) OBP: 0.333, SLG: 0.367			4-0 SH1-4		0-0 6-3				0-0 1B	2	0	1	0	1	0	0															
Jerry Koosman, R (1,1) OBP: 0.122, SLG: 0.100			0-0 SH1-4		0-3 K				0-0 1B	1	0	0	0	0	1	0															
Ed Kranepool, L (9,PH) OBP: 0.318, SLG: 0.348			1-2						0-0 F8	1	0	0	0	0	0	1															
<b>Inning Stats</b>	R: 0 E: 0 K: 0 S: 3	H: 0 LOB: 0 BB: 0 P: 3	R: 0 E: 0 K: 1 S: 5	H: 0 LOB: 0 BB: 0 P: 5	R: 0 E: 0 K: 1 S: 5	H: 0 LOB: 1 BB: 1 P: 9	R: 0 E: 0 K: 1 S: 5	H: 0 LOB: 0 BB: 0 P: 5	R: 0 E: 0 K: 2 S: 7	H: 0 LOB: 0 BB: 0 P: 7	R: 0 E: 0 K: 2 S: 7	H: 0 LOB: 0 BB: 0 P: 7	R: 0 E: 0 K: 1 S: 5	H: 2 LOB: 2 BB: 0 P: 5	R: 0 E: 0 K: 1 S: 7	H: 0 LOB: 0 BB: 0 P: 7	1B: 2 2B: 0 3B: 0 HR: 0	SF: 0 SAC: 1 DP: 0 HBP: 0	WP: 0 PB: 0 CS: 0	PA: 30											
<b>PITCHER</b> Ron Schueler, R (1,1) ERA: 4.23	IP: 9.0 WLS: W BF: 30	H: 2 R: 0 ER: 0 SO: 9	BB: 1 IBB: 0 HBP: 0 BLK: 0	WP: 0 HR: 0 S: 47 P: 51	ERA: 0.00 WHIP: 0.333											<b>PITCHER</b>	IP: 9.0 WLS: W BF: 30	H: 2 R: 0 ER: 0 SO: 9	BB: 1 IBB: 0 HBP: 0 BLK: 0	WP: 0 HR: 0 S: 47 P: 51	ERA: 0.00 WHIP: 0.333										



Batter	1	2	3	4	5	6	7	8	9	AB	R	H	RBI	BB	SO	LOB	TOP					
Ralph Garr, L (1.9) OBP: 0.302, SLG: 0.386	L7		3B 1B		L5-3 1B		IHR		FC2-5 BB 1B FC6	5	3	3	2	0	0	2						
Marty Perez, R (1.6) OBP: 0.301, SLG: 0.304	F8		3B		L5-3		F9		FC6 BB 1B	5	1	2	2	0	0	1						
Darrell Evans, L (1.5) OBP: 0.396, SLG: 0.567	K		K		4-3		4-3		FC6 BB	4	0	0	0	1	2	1						
Dusty Baker Jr., R (1.8) OBP: 0.360, SLG: 0.403		E S SF8 BB		P3		FC6-4 1B		5-3	FC6 BB BB	4	1	1	1	1	0	2						
Davey Johnson, R (1.4) OBP: 0.360, SLG: 0.516	K			HR		F3		SH3-4 1B	BB BB	4	1	2	1	1	1	2						
Dick Dietz, R (1.3) OBP: 0.242, SLG: 0.388	SF8			K		FC6-4		SH3-4	BB BB	2	0	0	1	0	1	1						
Tom House, L (7.1) OBP: 0.167, SLG: 0.333										0	0	0	0	0	0	0						
Jim Panther, R (8.1) OBP: 0.167, SLG: 0.333										0	0	0	0	0	0	0						
Joe Hoerner, R (8.1) OBP: 0.167, SLG: 0.333										0	0	0	0	0	0	0						
Norm Miller, L (8.1) OBP: 0.167, SLG: 0.333										0	0	0	0	1	1	0						
Adrian Devine, R (8.1) OBP: 0.333, SLG: 0.533										0	0	0	0	0	0	0						
Mike Lum, L (1.7) OBP: 0.361, SLG: 0.465	P4			E4			SH3-4 E 1B	F9	K	5	1	1	0	0	1	4						
Paul Casanova, R (1.2) OBP: 0.189, SLG: 0.231				5-3			SH3-4		FC2-5 1B	2	0	0	0	0	1	1						
Johnny Oates, L (7.7) OBP: 0.294, SLG: 0.307			K	5-3					FC2-5 1B	1	0	1	0	0	0	0						
Carl Morton, R (1.1) OBP: 0.204, SLG: 0.277										2	0	0	0	0	0	0						
Jimmy Freeman, L (8.1) OBP: 0.286, SLG: 0.286										0	0	0	0	0	0	0						
Frank Tepedino, L (7.3) OBP: 0.311, SLG: 0.372			6-3							1	1	1	1	0	0	0						
Hank Aaron, R (8.1) OBP: 0.345, SLG: 0.532										1	0	1	0	0	0	0						
Sonny Jackson, L (8.1) OBP: 0.291, SLG: 0.270										0	1	0	0	0	0	0						
<b>Inning Stats</b>	R: 0 E: 0 K: 1 S: 5	H: 0 LOB: 0 BB: 0 P: 5	R: 1 E: 0 K: 1 S: 5	H: 0 LOB: 0 BB: 1 P: 9	R: 1 E: 0 K: 2 S: 9	H: 2 LOB: 1 BB: 0 P: 9	R: 1 E: 1 K: 1 S: 7	H: 1 LOB: 0 BB: 0 P: 7	R: 0 E: 0 K: 0 S: 3	H: 1 LOB: 0 BB: 0 P: 3	R: 0 E: 0 K: 0 S: 4	H: 1 LOB: 1 BB: 0 P: 4	R: 3 E: 1 K: 0 S: 6	H: 3 LOB: 0 BB: 0 P: 6	R: 0 E: 0 K: 0 S: 4	H: 1 LOB: 1 BB: 0 P: 4	R: 3 E: 0 K: 1 S: 8	H: 3 LOB: 3 BB: 3 P: 20	1B: 9 2B: 1 3B: 1 HR: 2	SF: 1 SAC: 2 DP: 1 HBP: 0	WP: 0 PB: 0 SB: 1 CS: 0	PA: 43
<b>PITCHER</b>	IP WLS BF H R ER SO BB IBB HBP BLK WP HR S P ERA WHIP																					
Ray Sadecki, L (1.1) ERA: 3.05	6.0	24	5	3	2	5	1	0	0	0	0	0	0	1	33	37	3.00	1.000				
Phil Herrigan, R (7.1) ERA: 8.23	2.0	10	4	3	3	0	0	0	0	0	0	0	0	10	10	13.50	2.000					
Tug McGraw, L (9.1) ERA: 6.2	0.1	L 5	3	3	3	0	1	0	0	0	0	0	0	4	8	81.00	12.000					
Harry Parker, R (9.1) ERA: 3.83	0.2	4	0	0	0	1	2	0	0	0	0	0	0	4	12	0.00	3.000					
<b>Batter</b>	1	2	3	4	5	6	7	8	9	AB	R	H	RBI	BB	SO	LOB	BOTTOM					
Don Hahn, R (1.8) OBP: 0.269, SLG: 0.333	E7 SH			F8					FC1-5 2B 1B	4	1	1	1	0	0	2						
Willie Mays, R (7.8) OBP: 0.276, SLG: 0.325		6-3								1	1	1	2	0	0	0						
Felix Milten, R (1.4) OBP: 0.318, SLG: 0.349	SH FC1-6			F9					FC1-5 2B	3	1	1	0	1	0	3						
Wayne Garrett, L (1.6) OBP: 0.331, SLG: 0.357	FC1-6 1B			FC4-6 1B					FC1-5 2B	5	1	1	2	0	1	4						
Rusty Staub, L (1.9) OBP: 0.356, SLG: 0.419				E 1B					2B	4	0	2	0	1	1							
John Milner, L (1.3) OBP: 0.316, SLG: 0.419	K			F9					K	5	0	0	0	0	3	6						
Ken Boswell, L (1.5) OBP: 0.269, SLG: 0.365	F8			E9					5-3 3B	5	1	2	1	0	1	3						
George Theodore, R (1.7) OBP: 0.323, SLG: 0.322				5-3					5-3	1	1	0	0	2	0	2						
Cleon Jones, R (7.7) OBP: 0.333, SLG: 0.412									5-3	1	1	0	1	1	0	0						
Ron Hodges, L (1.2) OBP: 0.338, SLG: 0.371									5-3	2	0	1	0	0	0	1						
Duffy Dyer, R (8.1) OBP: 0.225, SLG: 0.223									5-3	1	1	0	0	1	1	0						
Ray Sadecki, L (1.1) OBP: 0.200, SLG: 0.300										1	0	0	0	0	0	1						
Jim Bushchump, R (8.1) OBP: 0.308, SLG: 0.344										1	0	0	0	0	0	1						
Phil Herrigan, R (7.1) OBP: 0.308, SLG: 0.344										0	0	0	0	0	0	0						
Jim Frencosa, L (8.1) OBP: 0.167, SLG: 0.333										0	0	0	0	0	0	0						
Tug McGraw, R (9.1) OBP: 0.143, SLG: 0.143										0	0	0	0	0	0	0						
Harry Parker, R (9.1) OBP: 0.125, SLG: 0.125										0	0	0	0	0	0	0						
Ed Kianogooli, L (9.1) OBP: 0.217, SLG: 0.345										1	0	0	0	0	0	0						
<b>Inning Stats</b>	R: 1 E: 2 K: 1 S: 8	H: 1 LOB: 2 BB: 0 P: 8	R: 0 E: 1 K: 0 S: 3	H: 0 LOB: 1 BB: 1 P: 7	R: 1 E: 1 K: 0 S: 6	H: 3 LOB: 2 BB: 0 P: 6	R: 0 E: 0 K: 0 S: 4	H: 1 LOB: 1 BB: 0 P: 4	R: 0 E: 0 K: 1 S: 5	H: 0 LOB: 2 BB: 2 P: 9	R: 0 E: 0 K: 1 S: 6	H: 1 LOB: 1 BB: 1 P: 14	R: 0 E: 0 K: 1 S: 5	H: 0 LOB: 0 BB: 0 P: 5	R: 4 E: 0 K: 2 S: 9	H: 2 LOB: 1 BB: 3 P: 21	R: 1 E: 0 K: 1 S: 6	H: 1 LOB: 0 BB: 0 P: 6	1B: 6 2B: 2 3B: 1 HR: 0	SF: 0 SAC: 0 DP: 0 HBP: 0	WP: 0 PB: 0 SB: 0 CS: 0	PA: 45
<b>PITCHER</b>	IP WLS BF H R ER SO BB IBB HBP BLK WP HR S P ERA WHIP																					
Carl Morton, R (1.1) ERA: 3.38	5.0	24	5	2	1	2	2	0	0	0	0	0	0	6	34	9.00	3.000					
Jimmy Freeman, L (6.1) ERA: 5.99	1.0	6	1	1	1	1	2	0	0	0	0	0	0	6	14	9.00	3.000					
Tom House, L (7.1) ERA: 5.79	1.0	6	0	3	3	1	3	0	0	0	0	0	0	5	17	27.00	3.000					
Jim Panther, R (8.1) ERA: 4.43	0.1	2	1	0	0	0	0	0	0	0	0	0	0	2	2	0.00	3.000					
Joe Hoerner, L (8.1) ERA: 7.15	0.2	W 3	1	1	1	2	0	0	0	0	0	0	0	7	7	13.50	1.500					
<b>Batter</b>	1	2	3	4	5	6	7	8	9	AB	R	H	RBI	BB	SO	LOB	BOTTOM					
Adrian Devine, R (9.1) ERA: 7.11																						
Carl Morton, R (1.1) ERA: 3.38	5.0	24	5	2	1	2	2	0	0	0	0	0	0	6	34	9.00	3.000					
Jimmy Freeman, L (6.1) ERA: 5.99	1.0	6	1	1	1	1	2	0	0	0	0	0	0	6	14	9.00	3.000					
Tom House, L (7.1) ERA: 5.79	1.0	6	0	3	3	1	3	0	0	0	0	0	0	5	17	27.00	3.000					
Jim Panther, R (8.1) ERA: 4.43	0.1	2	1	0	0	0	0	0	0	0	0	0	0	2	2	0.00	3.000					
Joe Hoerner, L (8.1) ERA: 7.15	0.2	W 3	1	1	1	2	0	0	0	0	0	0	0	7	7	13.50	1.500					

Atlanta Braves @ New York Mets  
Shea Stadium, Flushing, NY  
Sat Jul 07 1973, 3:33 AM EDT  
Att: 30,468 - Unknown

AB 36  
R 9  
H 12  
RBI 9  
BB 4  
SO 6  
LOB 14

Atlanta Braves @ New York Mets  
Shea Stadium, Flushing, NY  
Sat Jul 07 1973, 3:33 AM EDT  
Att: 30,468 - Unknown

AB 35  
R 8  
H 9  
RBI 7  
BB 7  
SO 7  
LOB 24









Batter	1	2	3	4	5	6	7	8	9	10	11	12	AB	R	H	RBI	BB	SO	LOB	TOP
Jimmy Wynn, R OBP: 0.341, SLG: 0.413 (1.9)	5-3		F8			K		CS SH2-4 1B		E 1B		K	6	0	2	0	0	2	0	
Roger Metzger, S OBP: 0.308, SLG: 0.355 (1.6)	1-3		K					SH2-4		E6		F7	4	0	0	0	1	1	1	
Cesar Cedeno, R OBP: 0.365, SLG: 0.552 Bob Gallagher, L OBP: 0.265, SLG: 0.319 (1.8) (9.8)	F8									4-3			3	0	1	0	1	0	1	
Bob Watson, R OBP: 0.417, SLG: 0.458 Tommie Agee, R OBP: 0.311, SLG: 0.461 (1.7) (8.7)		K		6-3									4	0	1	0	0	2	3	
Doug Rader, R OBP: 0.331, SLG: 0.414 (1.5)	6-3			K		K				P4		E6	5	0	0	0	0	2	4	
Lee May, R OBP: 0.304, SLG: 0.452 (1.3)	1B			K						L7		K	5	1	2	1	0	2	3	
Tommy Helms, R OBP: 0.328, SLG: 0.383 (1.4)									HR			P5	5	0	1	0	0	0	2	
Skip Jutze, R OBP: 0.304, SLG: 0.286 (1.2)	FC6											F3	5	0	0	0	0	2	4	
Don Wilson, R OBP: 0.217, SLG: 0.267 Jesus Alou, R OBP: 0.278, SLG: 0.333 Jim York, R (1.1) (12, PH) (12.1)			F7							K			4	0	0	0	0	2	0	
<b>Inning Stats</b>	R: 0 E: 0 K: 3 S: 3	H: 0 LOB: 0 BB: 0 P: 3	R: 0 E: 0 K: 1 S: 7	H: 2 LOB: 2 BB: 0 P: 7	R: 0 E: 0 K: 1 S: 5	H: 0 LOB: 0 BB: 0 P: 5	R: 0 E: 0 K: 2 S: 8	H: 1 LOB: 1 BB: 0 P: 8	R: 0 E: 0 K: 0 S: 3	H: 0 LOB: 0 BB: 0 P: 3	R: 0 E: 0 K: 1 S: 5	H: 0 LOB: 2 BB: 0 P: 9	R: 0 E: 1 K: 1 S: 6	H: 0 LOB: 2 BB: 1 P: 10	R: 0 E: 0 K: 1 S: 5	H: 0 LOB: 0 BB: 0 P: 6	1B: 5 2B: 2 3B: 0 HR: 1	SF: 0 SAC: 1 DP: 1 HBP: 0	WP: 0 PA: 47 PB: 0 SB: 0 CS: 1	
<b>PITCHER</b>	IP WLS BF H R ER SO BB IBB HBP BLK WP HR S P ERA WHIP	IP WLS BF H R ER SO BB IBB HBP BLK WP HR S P ERA WHIP	IP WLS BF H R ER SO BB IBB HBP BLK WP HR S P ERA WHIP	IP WLS BF H R ER SO BB IBB HBP BLK WP HR S P ERA WHIP	IP WLS BF H R ER SO BB IBB HBP BLK WP HR S P ERA WHIP	IP WLS BF H R ER SO BB IBB HBP BLK WP HR S P ERA WHIP	IP WLS BF H R ER SO BB IBB HBP BLK WP HR S P ERA WHIP	IP WLS BF H R ER SO BB IBB HBP BLK WP HR S P ERA WHIP	IP WLS BF H R ER SO BB IBB HBP BLK WP HR S P ERA WHIP	IP WLS BF H R ER SO BB IBB HBP BLK WP HR S P ERA WHIP	IP WLS BF H R ER SO BB IBB HBP BLK WP HR S P ERA WHIP	IP WLS BF H R ER SO BB IBB HBP BLK WP HR S P ERA WHIP	IP WLS BF H R ER SO BB IBB HBP BLK WP HR S P ERA WHIP	IP WLS BF H R ER SO BB IBB HBP BLK WP HR S P ERA WHIP	IP WLS BF H R ER SO BB IBB HBP BLK WP HR S P ERA WHIP	IP WLS BF H R ER SO BB IBB HBP BLK WP HR S P ERA WHIP	IP WLS BF H R ER SO BB IBB HBP BLK WP HR S P ERA WHIP	IP WLS BF H R ER SO BB IBB HBP BLK WP HR S P ERA WHIP	IP WLS BF H R ER SO BB IBB HBP BLK WP HR S P ERA WHIP	
Tom Seaver, R ERA: 2.05 Buzz Capra, R ERA: 5.02 Harry Parker, R ERA: 3.63 (1.1) (8.1) (10.1)	11.0 7.0 27 7 1 0 0 1 0 1 0 0 0 0 0 8 12 0.00 0.500	2.0 7 1 0 0 1 0 1 0 0 0 0 0 0 8 12 0.00 0.500	3.0 W 13 1 0 0 4 1 0 0 0 0 0 0 20 24 0.00 0.667																	

Houston Astros @ New York Mets  
Shea Stadium, Flushing, NY  
Mon Jul 09 1973, 7:05 PM EDT  
Att. 19,099 - Unknown

AB 43  
R 1  
H 7  
RBI 1  
BB 3  
SO 13  
LOB 20



Batter	1	2	3	4	5	6	7	8	9	10	11	12	AB	R	H	RBI	BB	SO	LOB	BOTTOM	
Wayne Garrett, L OBP: 0.333, SLG: 0.356 (1.5)	FC6-4 1B							4-3		K		5-3	5	0	1	0	1	1	5		
Felix Millan, R OBP: 0.312, SLG: 0.341 (1.4)	F7		F9					P4		P4		5-3	6	0	1	1	0	0	2		
Cleon Jones, R OBP: 0.310, SLG: 0.377 (1.8) (10.7)	FC6-4 1-2							6-3		4-3		6-3	5	0	1	0	0	0	1		
Rusty Staub, L OBP: 0.355, SLG: 0.413 (1.9)	K							4-3		P5		K	5	0	1	0	0	2	2		
Ed Kranepool, L OBP: 0.319, SLG: 0.343 Ted Martinez, R OBP: 0.270, SLG: 0.254 (1.7) (9, PR) (10, 6)		P5								K		FC1-6 1B	4	0	1	0	0	1	2		
John Milner, L OBP: 0.312, SLG: 0.408 (1.3)												G3	1	1	0	0	0	0	0		
John Milner, L OBP: 0.312, SLG: 0.408 (1.3)												F7	4	0	0	0	1	2	2		
Ron Hodges, L OBP: 0.329, SLG: 0.357 Don Hahn, R OBP: 0.269, SLG: 0.333 Duffy Dyer, R OBP: 0.224, SLG: 0.222 (1.2) (9, PR) (10, 2)												P4	4	0	1	0	0	3	1		
Bud Harrelson, S OBP: 0.366, SLG: 0.316 Jim Beauchamp, R OBP: 0.366, SLG: 0.353 George Stone, L OBP: 0.381, SLG: 0.381 Harry Parker, R OBP: 0.118, SLG: 0.118 (1.6) (9, PH) (9, PR) (10, 1)			5-3									6-3	3	0	1	0	0	0	1		
Tom Seaver, R OBP: 0.229, SLG: 0.227 Ken Boswell, L OBP: 0.284, SLG: 0.353 Buzz Capra, R OBP: 0.284, SLG: 0.353 Willie Mays, R OBP: 0.293, SLG: 0.336 (1.1) (7, PH) (8.1) (9, PH) (10, 8)			F9									5-3 1B	1	0	0	0	0	0	0		
<b>Inning Stats</b>	R: 0 E: 0 K: 1 S: 6	H: 1 LOB: 1 BB: 0 P: 6	R: 0 E: 0 K: 1 S: 5	H: 0 LOB: 0 BB: 0 P: 5	R: 0 E: 0 K: 0 S: 6	H: 0 LOB: 1 BB: 1 P: 7	R: 0 E: 0 K: 1 S: 6	H: 1 LOB: 1 BB: 0 P: 6	R: 0 E: 0 K: 1 S: 6	H: 1 LOB: 1 BB: 0 P: 6	R: 0 E: 0 K: 0 S: 3	H: 0 LOB: 0 BB: 0 P: 3	R: 0 E: 0 K: 1 S: 5	H: 0 LOB: 0 BB: 0 P: 5	R: 0 E: 0 K: 1 S: 3	H: 0 LOB: 0 BB: 0 P: 3	R: 0 E: 0 K: 0 S: 4	H: 2 LOB: 1 BB: 0 P: 4	1B: 9 2B: 0 3B: 0 HR: 0	SF: 0 SAC: 1 DP: 0 HBP: 0	WP: 0 PA: 47 PB: 0 SB: 0 CS: 0
<b>PITCHER</b>	IP WLS BF H R ER SO BB IBB HBP BLK WP HR S P ERA WHIP	IP WLS BF H R ER SO BB IBB HBP BLK WP HR S P ERA WHIP	IP WLS BF H R ER SO BB IBB HBP BLK WP HR S P ERA WHIP	IP WLS BF H R ER SO BB IBB HBP BLK WP HR S P ERA WHIP	IP WLS BF H R ER SO BB IBB HBP BLK WP HR S P ERA WHIP	IP WLS BF H R ER SO BB IBB HBP BLK WP HR S P ERA WHIP	IP WLS BF H R ER SO BB IBB HBP BLK WP HR S P ERA WHIP	IP WLS BF H R ER SO BB IBB HBP BLK WP HR S P ERA WHIP	IP WLS BF H R ER SO BB IBB HBP BLK WP HR S P ERA WHIP	IP WLS BF H R ER SO BB IBB HBP BLK WP HR S P ERA WHIP	IP WLS BF H R ER SO BB IBB HBP BLK WP HR S P ERA WHIP	IP WLS BF H R ER SO BB IBB HBP BLK WP HR S P ERA WHIP	IP WLS BF H R ER SO BB IBB HBP BLK WP HR S P ERA WHIP	IP WLS BF H R ER SO BB IBB HBP BLK WP HR S P ERA WHIP	IP WLS BF H R ER SO BB IBB HBP BLK WP HR S P ERA WHIP	IP WLS BF H R ER SO BB IBB HBP BLK WP HR S P ERA WHIP	IP WLS BF H R ER SO BB IBB HBP BLK WP HR S P ERA WHIP	IP WLS BF H R ER SO BB IBB HBP BLK WP HR S P ERA WHIP	IP WLS BF H R ER SO BB IBB HBP BLK WP HR S P ERA WHIP		
Don Wilson, R ERA: 3.12 Jim York, R ERA: 4.74 (1.1) (12.1)	11.0 0.2 L 4 2 1 1 0 0 0 0 0 0 0 4 4 13.50 3.000																				

Houston Astros @ New York Mets  
Shea Stadium, Flushing, NY  
Mon Jul 09 1973, 7:05 PM EDT  
Att. 19,099 - Unknown

AB 43  
R 2  
H 9  
RBI 2  
BB 3  
SO 9  
LOB 17





Batter	1	2	3	4	5	6	7	8	9	AB	R	H	RBI	BB	SO	LOB	TOP			
Tommie Agee, R OBP: 0.303, SLG: 0.448 (1, 8)	0-3 K			0-0 P3		0-3 K			0-3 K	4	0	0	0	0	3	1				
Roger Metzger, S OBP: 0.306, SLG: 0.352 (1, 6)	0-0 6-3			0-0 5-3			0-0 5-3			3	0	0	0	0	0	0				
Jimmy Wynn, R OBP: 0.340, SLG: 0.411 (1, 9)	0-0 6-3			0-0 L5			4-0 CS BB			2	0	0	0	1	0	0				
Bob Watson, R OBP: 0.414, SLG: 0.454 (1, 7)		0-0 6-3			0-0 6-3			0-0 F9		3	0	0	0	0	0	1				
Doug Rader, R OBP: 0.331, SLG: 0.412 (1, 5)		0-0 P4			0-0 F8			4-0 G5-4-3 BB		2	0	0	0	1	0	0				
Lee May, R OBP: 0.301, SLG: 0.447 (1, 3)	0-3 K			0-0 F9				0-0 L5		3	0	0	0	0	1	1				
Tommy Helms, R OBP: 0.328, SLG: 0.366 (1, 4)			0-0 6-3					0-0 G5-4-3		3	0	1	0	0	0	1				
Skip Jutze, R OBP: 0.298, SLG: 0.279 (1, 2)			0-0 6-3					0-0 L5		3	0	0	0	0	1	1				
Jerry Reuss, L OBP: 0.207, SLG: 0.218 Ray Busse, R OBP: 0.192, SLG: 0.329 (9, PH)			0-0 1-3					0-3 K		2	0	0	0	0	1	1				
								0-3 K		1	0	0	0	0	1	0				
<b>Inning Stats</b>	R: 0 E: 0 K: 1 S: 5	H: 0 LOB: 0 BB: 0 P: 5	R: 0 E: 0 K: 1 S: 5	H: 0 LOB: 0 BB: 0 P: 5	R: 0 E: 0 K: 0 S: 3	H: 0 LOB: 0 BB: 0 P: 3	R: 0 E: 0 K: 0 S: 3	H: 0 LOB: 0 BB: 0 P: 3	R: 0 E: 0 K: 2 S: 8	H: 1 LOB: 1 BB: 0 P: 8	R: 0 E: 0 K: 0 S: 2	H: 0 LOB: 0 BB: 1 P: 6	R: 0 E: 0 K: 0 S: 2	H: 0 LOB: 0 BB: 1 P: 6	R: 0 E: 0 K: 3 S: 9	H: 0 LOB: 0 BB: 0 P: 9	1B: 0 2B: 1 3B: 0 HR: 0	SF: 0 SAC: 0 DP: 1 HBP: 0	WP: 0 PB: 0 SB: 0 CS: 1	PA: 28
<b>PITCHER</b> Jon Matlack, L ERA: 3.36 (1, 1)	IP: 9.0 WLS: W BF: 28 H: 1 R: 0 ER: 0 SO: 7 BB: 2 IBB: 0 HBP: 0 BLK: 0 WP: 0 HR: 0 S: 40 P: 48 ERA: 0.00 WHIP: 0.333															<b>PITCHER</b>				

Houston Astros @ New York Mets  
Shea Stadium, Flushing, NY  
Tue Jul 10 1973, 7:05 PM EDT  
Att: 19,942 - Unknown

AB	26
R	0
H	1
RBI	0
BB	2
SO	7
LOB	6



Batter	1	2	3	4	5	6	7	8	9	AB	R	H	RBI	BB	SO	LOB	BOTTOM			
Wayne Garrett, L OBP: 0.336, SLG: 0.359 (1, 5)	0-0 P6								0-0 P3	4	0	2	0	0	0	1				
Felix Milten, R OBP: 0.311, SLG: 0.338 (1, 4)	4-0 G1-4-3 BB								0-0 G5-4-3	3	0	0	0	1	0	4				
Willie Mays, R OBP: 0.287, SLG: 0.328 (1, 3)	0-0 G1-4-3									3	0	0	0	0	0	1				
Rusty Staub, L OBP: 0.361, SLG: 0.415 (1, 9)		4-0 6-3 1B BB								1	1	1	0	2	0	0				
Cleon Jones, R OBP: 0.310, SLG: 0.375 (1, 7)		0-0 6-3								3	0	1	0	0	0	2				
Don Hahn, R OBP: 0.295, SLG: 0.315 (1, 8)		0-0 F8								3	0	0	0	0	0	3				
Duffy Dyer, R OBP: 0.237, SLG: 0.231 (1, 2)		0-0 1B								2	0	2	1	1	0	0				
Bud Harrelson, S OBP: 0.360, SLG: 0.310 (1, 6)		0-0 6-3								3	0	0	0	0	0	3				
Jon Matlack, L OBP: 0.243, SLG: 0.097 (1, 1)			0-3 K							2	0	0	0	1	2	1				
<b>Inning Stats</b>	R: 0 E: 0 K: 0 S: 2	H: 0 LOB: 1 BB: 1 P: 6	R: 1 E: 0 K: 0 S: 4	H: 1 LOB: 1 BB: 1 P: 8	R: 0 E: 0 K: 1 S: 5	H: 1 LOB: 0 BB: 0 P: 5	R: 0 E: 0 K: 0 S: 4	H: 2 LOB: 1 BB: 0 P: 4	R: 0 E: 0 K: 1 S: 7	H: 2 LOB: 2 BB: 0 P: 7	R: 0 E: 0 K: 0 S: 2	H: 0 LOB: 0 BB: 1 P: 6	R: 0 E: 0 K: 0 S: 2	H: 0 LOB: 0 BB: 1 P: 6	R: 0 E: 0 K: 0 S: 2	H: 0 LOB: 0 BB: 1 P: 6	1B: 6 2B: 0 3B: 0 HR: 0	SF: 0 SAC: 0 DP: 4 HBP: 0	WP: 0 PB: 0 SB: 0 CS: 2	PA: 29
<b>PITCHER</b> Jerry Reuss, L ERA: 3.1 (1, 1)	IP: 8.0 WLS: L BF: 29 H: 6 R: 1 ER: 1 SO: 2 BB: 5 IBB: 0 HBP: 0 BLK: 0 WP: 0 HR: 0 S: 28 P: 48 ERA: 1.12 WHIP: 1.375															<b>PITCHER</b>				

Houston Astros @ New York Mets  
Shea Stadium, Flushing, NY  
Tue Jul 10 1973, 7:05 PM EDT  
Att: 19,942 - Unknown

AB	24
R	1
H	6
RBI	1
BB	5
SO	2
LOB	15





Batter	1	2	3	4	5	6	7	8	9	AB	R	H	RBI	BB	SO	LOB	TOP				
<b>Tommie Agee, R</b> OBP: 0.300, SLG: 0.440 (1, 8)	F7	FC5-4 1B		E5 CS		K			6-3	5	0	1	1	0	1	1					
<b>Roger Metzger, S</b> OBP: 0.305, SLG: 0.352 (1, 6)	K	FC5-4		SF8			G5-4-3 1B			3	0	1	1	0	1	2					
<b>Jimmy Wynn, R</b> OBP: 0.340, SLG: 0.409 (1, 9)	F8			CS HR 1B	F2		F7			4	1	1	0	0	0	1					
<b>Bob Watson, R</b> OBP: 0.415, SLG: 0.455 (1, 7)		1B 1B	L9		1B		G5-4-3			4	1	2	0	0	0	2					
<b>Doug Rader, R</b> OBP: 0.330, SLG: 0.410 (1, 5)		1B 1B	6-3		1B	F3		5-3		4	1	1	0	0	0	2					
<b>Lee May, R</b> OBP: 0.301, SLG: 0.454 (1, 3)	P4					K		K		4	1	1	2	0	2	3					
<b>Tommy Helms, R</b> OBP: 0.330, SLG: 0.370 (1, 4)		FC3-6 1B	6-3					1-3		4	2	2	1	0	0	0					
<b>Skip Jutze, R</b> OBP: 0.310, SLG: 0.293 (1, 2)		FC3-6 1B			E SH2-4 SF8 1B			F8		4	1	3	2	0	0	0					
<b>Dave Roberts, L</b> OBP: 0.140, SLG: 0.140 (1, 1)	FC3-6 1B				SH2-4	B2-4-6-4		K		3	0	0	0	0	1	3					
<b>Inning Stats</b>	R: 0 E: 0 K: 1 S: 5	H: 0 LOB: 0 BB: 0 P: 5	R: 3 E: 0 K: 0 S: 8	H: 5 LOB: 2 BB: 0 P: 8	R: 2 E: 1 K: 0 S: 5	H: 2 LOB: 0 BB: 0 P: 5	R: 1 E: 1 K: 0 S: 4	H: 1 LOB: 0 BB: 0 P: 4	R: 0 E: 0 K: 1 S: 6	H: 1 LOB: 1 BB: 0 P: 6	R: 0 E: 0 K: 0 S: 3	H: 1 LOB: 0 BB: 0 P: 3	R: 0 E: 0 K: 1 S: 5	H: 0 LOB: 0 BB: 0 P: 5	R: 0 E: 0 K: 1 S: 5	H: 0 LOB: 0 BB: 0 P: 5	1B: 10 2B: 1 3B: 0 HR: 1	SF: 1 SAC: 1 DP: 2 HBP: 0	WP: 0 PB: 0 SB: 0 CS: 1	PA: 38	
<b>PITCHER</b>	IP	WLS	BF	H	R	ER	SO	BB	IBB	HBP	BLK	WP	HR	S	P	ERA	WHIP				
<b>Jerry Koosman, L</b> ERA: 3.1 (1, 1)	5.0	L	24	9	6	5	2	0	0	0	0	0	1	28	28	9.00	1.800				
<b>Jim McAndrew, R</b> ERA: 5.5 (6, 1)	2.0		7	3	1	1	1	0	0	0	0	0	0	9	9	4.50	1.500				
<b>Tug McGraw, L</b> ERA: 5.96 (8, 1)	2.0		6	0	0	0	2	0	0	0	0	0	0	10	10	0.00	0.000				

Houston Astros @ New York Mets  
Shea Stadium, Flushing, NY  
Wed Jul 11 1973, 3:33 AM EDT  
Att: 18,776 - Unknown

AB	35
R	7
H	12
RBI	7
BB	0
SO	5
LOB	14



Batter	1	2	3	4	5	6	7	8	9	AB	R	H	RBI	BB	SO	LOB	BOTTOM					
<b>Wayne Garrett, L</b> OBP: 0.335, SLG: 0.354 (1, 5)	CS BB	4-3			K		F8			3	0	0	0	1	1	2						
<b>Felix Milan, R</b> OBP: 0.318, SLG: 0.349 (1, 4)					1B			G3 2B		4	0	4	0	0	0	0						
<b>Willie Mays, R</b> OBP: 0.286, SLG: 0.326 (1, 3)	K				1B			5-3		4	0	1	0	0	1	3						
<b>Rusty Staub, L</b> OBP: 0.357, SLG: 0.410 (1, 9)	G3				F7			G3		4	0	0	0	0	0	4						
<b>Cleon Jones, R</b> OBP: 0.297, SLG: 0.357 (1, 7)		K			G3		F8	K		4	0	0	0	0	2	1						
<b>Don Hahn, R</b> OBP: 0.271, SLG: 0.345 (1, 8)		1B 2B			4-3		G5-4-3 1B		L7	4	1	2	0	0	0	0						
<b>Duffy Dyer, R</b> OBP: 0.243, SLG: 0.238 (1, 2)		SH1-4 1B			1B		G5-4-3		6-3	4	0	2	0	0	0	1						
<b>Bud Harrelson, S</b> OBP: 0.357, SLG: 0.308 (1, 6)		SH1-4 1B			5-3			L5		4	0	1	1	0	0	1						
<b>Jerry Koosman, R</b> OBP: 0.122, SLG: 0.100 (1, 1)										0	0	0	0	0	0	0						
<b>Ken Boswell, L</b> OBP: 0.260, SLG: 0.348 (5, PH)										1	0	0	0	0	0	0						
<b>Jim McAndrew, R</b> OBP: 0.400, SLG: 0.214 (6, 1)										0	0	0	0	0	0	0						
<b>Jerry Grote, R</b> OBP: 0.250, SLG: 0.250 (7, PH)										1	0	0	0	0	0	0						
<b>Tug McGraw, R</b> OBP: 0.143, SLG: 0.143 (8, 1)										0	0	0	0	0	0	0						
<b>Inning Stats</b>	R: 0 E: 0 K: 1 S: 5	H: 1 LOB: 1 BB: 1 P: 9	R: 1 E: 0 K: 1 S: 8	H: 3 LOB: 2 BB: 0 P: 8	R: 0 E: 0 K: 0 S: 3	H: 1 LOB: 0 BB: 0 P: 3	R: 0 E: 0 K: 0 S: 4	H: 1 LOB: 1 BB: 0 P: 4	R: 0 E: 0 K: 1 S: 7	H: 2 LOB: 2 BB: 0 P: 7	R: 0 E: 0 K: 0 S: 3	H: 1 LOB: 0 BB: 0 P: 3	R: 0 E: 0 K: 1 S: 6	H: 1 LOB: 1 BB: 0 P: 6	R: 0 E: 0 K: 0 S: 3	H: 0 LOB: 0 BB: 0 P: 3	R: 0 E: 0 K: 1 S: 5	H: 1 LOB: 0 BB: 0 P: 5	1B: 8 2B: 2 3B: 0 HR: 0	SF: 0 SAC: 1 DP: 2 HBP: 0	WP: 0 PB: 0 SB: 0 CS: 1	PA: 35
<b>PITCHER</b>	IP	WLS	BF	H	R	ER	SO	BB	IBB	HBP	BLK	WP	HR	S	P	ERA	WHIP					
<b>Dave Roberts, L</b> ERA: 2.98 (1, 1)	9.0	W	35	10	1	1	4	1	0	0	0	0	0	42	46	1.00	1.222					

Houston Astros @ New York Mets  
Shea Stadium, Flushing, NY  
Wed Jul 11 1973, 3:33 AM EDT  
Att: 18,776 - Unknown


AB	33
R	1
H	10
RBI	1
BB	1
SO	4
LOB	12






Batter	1	2	3	4	5	6	7	8	9	AB	R	H	RBI	BB	SO	LOB	TOP			
Wayne Garrett, L (1, 5) OBP: 0.333, SLG: 0.352	0-3 K			0-0 2B 1B		0-0 4-3		0-3 K	4 1 1 0 0 2 0								<b>New York Mets @ Cincinnati Reds</b> Riverfront Stadium, Cincinnati, OH Fri Jul 13 1973, 3:33 AM EDT Unknown			
Felix Milten, R (1, 4) OBP: 0.315, SLG: 0.345	0-0 5-3			0-0 F7		0-0 6-3		0-0 6-3	4 0 0 0 0 0 1											
Cleon Jones, R (1, 8) OBP: 0.295, SLG: 0.364	0-3 K			0-0 3-1 1-H 2B		0-0 4-3		0-0 F9	4 0 1 1 0 1 0											
Rusty Staub, L (1, 9) OBP: 0.354, SLG: 0.406		0-0 4-3		0-0 3-1 2-3			0-0 1-3		3 0 0 0 0 0 1											
John Milner, L (1, 3) OBP: 0.308, SLG: 0.402		0-0 F7		0-0 F7			0-0 4-3		3 0 0 0 0 0 1											
Ed Kranepool, L (1, 7) OBP: 0.314, SLG: 0.337		0-0 4-3			0-3 K		0-0 4-3		3 0 0 0 0 1 0											
Ron Hodges, L (1, 2) OBP: 0.316, SLG: 0.342			0-0 F7		0-0 F8			0-0 F5	3 0 0 0 0 0 0											
Bud Harrelson, S (1, 6) OBP: 0.357, SLG: 0.304			0-0 G1		4-0 FC6-4 BB		0-0 1-3		2 0 0 0 1 0 0											
Tom Seaver, R (1, 1) OBP: 0.220, SLG: 0.217			0-0 G3		0-0 FC6-4 1-2		0-0 4-3		2 0 0 0 0 0 1											
Ken Boswell, L (8, PH) OBP: 0.257, SLG: 0.343									1 0 0 0 0 0 0											
Tug McGraw, R (8, 1) OBP: 0.143, SLG: 0.143									0 0 0 0 0 0 0											
<b>Inning Stats</b>	R: 0 E: 0 K: 2 S: 7	H: 0 LOB: 0 BB: 0 P: 7	R: 0 E: 0 K: 0 S: 3	H: 0 LOB: 0 BB: 0 P: 3	R: 0 E: 0 K: 0 S: 3	H: 0 LOB: 0 BB: 0 P: 3	R: 1 E: 0 K: 0 S: 5	H: 2 LOB: 1 BB: 0 P: 5	R: 0 E: 0 K: 1 S: 5	H: 0 LOB: 1 BB: 1 P: 9	R: 0 E: 0 K: 0 S: 3	H: 0 LOB: 0 BB: 0 P: 3	R: 0 E: 0 K: 0 S: 3	H: 0 LOB: 0 BB: 0 P: 3	R: 0 E: 0 K: 1 S: 5	H: 0 LOB: 0 BB: 0 P: 5	1B: 1 2B: 1 3B: 0 HR: 0	SF: 0 SAC: 0 DP: 0 HBP: 0	WP: 0 PB: 0 SB: 0 CS: 0	PA: 30
<b>PITCHER</b> Jack Billingham, R (1, 1) ERA: 3.2	IP: 9.0 WLS: W BF: 30 H: 2 R: 1 ER: 1 SO: 4 BB: 1 IBB: 0 HBP: 0 BLK: 0 WP: 0 HR: 0 S: 37 P: 41 ERA: 1.00 WHIP: 0.333																			

AB	29
R	1
H	2
RBI	1
BB	1
SO	4
LOB	4



Batter	1	2	3	4	5	6	7	8	9	AB	R	H	RBI	BB	SO	LOB	BOTTOM			
Pete Rose, S (1, 7) OBP: 0.394, SLG: 0.399	0-0 G6-3 1B		0-0 2-H 1B		0-0 1-3			0-0 F8	4 0 2 1 0 0 0								<b>New York Mets @ Cincinnati Reds</b> Riverfront Stadium, Cincinnati, OH Fri Jul 13 1973, 3:33 AM EDT Unknown			
Joe Morgan, L (1, 4) OBP: 0.417, SLG: 0.497	0-0 P4		0-0 HR			0-3 K		0-0 F7	4 1 1 1 0 1 1											
Dan Driessen, L (1, 5) OBP: 0.321, SLG: 0.360	0-0 G6-3 1-2		0-0 3-1			0-3 K			3 0 0 0 0 1 1											
Denis Menke, R (9, 5) OBP: 0.371, SLG: 0.230						0-0 K			0 0 0 0 0 0 0											
Johnny Bench, R (1, 2) OBP: 0.344, SLG: 0.453		0-3 K		0-0 P6		0-0 FC6-4 1B			3 0 1 0 0 1 0											
Tony Perez, R (1, 3) OBP: 0.386, SLG: 0.526		0-0 3B		0-0 E5		0-0 FC6-4 1-2			3 0 1 0 0 0 1											
Bobby Tolan, L (1, 8) OBP: 0.251, SLG: 0.316		0-0 6-3		0-0 L9			0-0 P4		3 0 0 0 0 0 2											
Larry Stahl, L (1, 9) OBP: 0.321, SLG: 0.320		0-0 F7		0-0 F9			0-3 K		3 0 0 0 0 1 2											
Cesar Geronimo, L (8, 8) OBP: 0.215, SLG: 0.210							0-3 K		0 0 0 0 0 0 0											
Darrel Chaney, S (1, 6) OBP: 0.286, SLG: 0.212			0-0 1B 2B		0-3 K		0-3 K		3 1 1 0 0 2 0											
Jack Billingham, R (1, 1) OBP: 0.055, SLG: 0.019			0-0 1-3		0-0 4-3		0-0 1-3		3 0 0 0 0 0 1											
<b>Inning Stats</b>	R: 0 E: 0 K: 0 S: 3	H: 1 LOB: 0 BB: 0 P: 3	R: 0 E: 0 K: 1 S: 6	H: 1 LOB: 0 BB: 0 P: 6	R: 2 E: 0 K: 0 S: 5	H: 3 LOB: 0 BB: 0 P: 5	R: 0 E: 1 K: 0 S: 4	H: 0 LOB: 1 BB: 0 P: 4	R: 0 E: 0 K: 1 S: 5	H: 0 LOB: 0 BB: 0 P: 5	R: 0 E: 0 K: 2 S: 8	H: 1 LOB: 1 BB: 0 P: 8	R: 0 E: 0 K: 2 S: 7	H: 0 LOB: 0 BB: 0 P: 7	R: 0 E: 0 K: 0 S: 3	H: 0 LOB: 0 BB: 0 P: 3	1B: 3 2B: 1 3B: 1 HR: 1	SF: 0 SAC: 0 DP: 1 HBP: 0	WP: 0 PB: 0 SB: 0 CS: 0	PA: 29
<b>PITCHER</b> Tom Seaver, R (1, 1) ERA: 2.08	IP: 7.0 WLS: L BF: 26 H: 6 R: 2 ER: 2 SO: 6 BB: 0 IBB: 0 HBP: 0 BLK: 0 WP: 0 HR: 1 S: 38 P: 38 ERA: 2.57 WHIP: 0.857																			
Tug McGraw, L (8, 1) ERA: 5.85	IP: 1.0 WLS: L BF: 3 H: 0 R: 0 ER: 0 SO: 0 BB: 0 IBB: 0 HBP: 0 BLK: 0 WP: 0 HR: 0 S: 3 P: 3 ERA: 0.00 WHIP: 0.000																			

AB	29
R	2
H	6
RBI	2
BB	0
SO	6
LOB	8





Batter	1	2	3	4	5	6	7	8	9	AB	R	H	RBI	BB	SO	LOB	TOP			
Wayne Garrett, L (1,5) OBP: 0.334, SLG: 0.357										5	1	2	2	0	1	0	<b>New York Mets @ Cincinnati Reds</b> Riverfront Stadium, Cincinnati, OH Fri Jul 13, 1973, 7:05 PM EDT Att: 40,283 - Unknown			
Felix Milten, R (1,4) OBP: 0.317, SLG: 0.349										5	1	2	1	0	0	1				
Cleon Jones, R (1,8) (8,7) OBP: 0.310, SLG: 0.402										4	2	2	1	1	0	1				
Rusty Staub, L (1,9) OBP: 0.351, SLG: 0.406										5	1	1	1	0	1	3				
John Milner, L (1,3) OBP: 0.306, SLG: 0.404										4	0	1	1	0	1	3				
Ed Kranevool, L (1,7) OBP: 0.316, SLG: 0.339 Don Hahn, R (8,PH) OBP: 0.279, SLG: 0.350										2	0	1	1	0	0	0				
Jerry Grote, R (1,2) OBP: 0.250, SLG: 0.250										4	0	1	0	0	1	2				
Bud Harrelson, S (1,6) OBP: 0.360, SLG: 0.305										3	1	1	0	1	0	2				
Ray Sadecki, L (1,1) OBP: 0.154, SLG: 0.231 Harry Parker, R (7,1) OBP: 0.118, SLG: 0.118										3	0	0	0	0	1	4				
										0	0	0	0	0	0	0				
<b>Inning Stats</b>	R: 4 E: 1 K: 0 S: 9	H: 5 LOB: 2 BB: 0 P: 9	R: 1 E: 0 K: 0 S: 4	H: 1 LOB: 0 BB: 0 P: 4	R: 0 E: 0 K: 1 S: 6	H: 1 LOB: 2 BB: 1 P: 10	R: 0 E: 0 K: 0 S: 4	H: 0 LOB: 0 BB: 0 P: 3	R: 0 E: 0 K: 1 S: 5	H: 0 LOB: 0 BB: 0 P: 5	R: 0 E: 0 K: 1 S: 5	H: 0 LOB: 0 BB: 0 P: 5	R: 2 E: 0 K: 1 S: 8	H: 3 LOB: 1 BB: 0 P: 8	R: 0 E: 0 K: 1 S: 6	H: 1 LOB: 1 BB: 0 P: 6	1B: 7 2B: 4 3B: 0 HR: 1	SF: 1 SAC: 2 DP: 0 HBP: 0	WP: 0 PB: 0 SB: 0 CS: 0	PA: 42
<b>PITCHER</b>	IP WLS BF H R ER SO BB IBB HBP BLK WP HR S P ERA WHIP																			
Jim McGlothlin, R (1,1) ERA: 5.71	0.1 L 7 5 4 3 0 0 0 0 0 0 0 0 7 7 81.00 15.000																			
Dave Tomlin, L (1,1) ERA: 4.12	4.2 19 3 1 1 1 1 0 2 0 0 0 0 1 19 27 1.93 0.643																			
Ed Sprague, R (6,1) ERA: 5.35	2.0 6 0 0 0 2 0 0 0 0 0 0 0 10 10 0.00 0.000																			
Don Gullett, L (8,1) ERA: 4.02	2.0 10 4 2 2 2 0 0 0 0 0 0 0 14 14 9.00 2.000																			

Batter	1	2	3	4	5	6	7	8	9	AB	R	H	RBI	BB	SO	LOB	BOTTOM			
Pete Rose, S (1,7) OBP: 0.397, SLG: 0.404										5	1	3	1	0	0	0	<b>New York Mets @ Cincinnati Reds</b> Riverfront Stadium, Cincinnati, OH Fri Jul 13, 1973, 7:05 PM EDT Att: 40,283 - Unknown			
Joe Morgan, L (1,4) OBP: 0.416, SLG: 0.494										4	1	1	1	1	0	4				
Dave Concepcion, R (1,6) OBP: 0.320, SLG: 0.431										2	0	1	2	1	0	1				
Tony Perez, R (1,3) OBP: 0.383, SLG: 0.521										5	0	1	1	0	0	4				
Andy Kosco, R (1,9) OBP: 0.286, SLG: 0.174 Larry Stahl, L (8,PH) OBP: 0.318, SLG: 0.316										3	0	1	0	0	2	2				
Bobby Tolan, L (1,8) OBP: 0.249, SLG: 0.312										4	0	0	0	0	0	2				
Denis Menke, R (1,5) OBP: 0.369, SLG: 0.225										3	0	0	0	1	0	2				
Bill Plummer, R (1,2) OBP: 0.320, SLG: 0.281 Hal King, L (8,PH) OBP: 0.316, SLG: 0.750										3	1	1	0	0	0	1				
Jim McGlothlin, R (1,1) OBP: 0.176, SLG: 0.250 Dave Tomlin, L (1,1) OBP: 0.345, SLG: 0.217 Phil Gagliano, R (5,PH) Ed Sprague, R (8,1) Dan Driessen, L (7,PH) Don Gullett, R (8,1) Darrel Chaney, S (9,PH) OBP: 0.256, SLG: 0.224										0	0	0	0	0	0	0				
										1	0	0	0	0	0	0				
<b>Inning Stats</b>	R: 1 E: 0 K: 1 S: 6	H: 1 LOB: 1 BB: 1 P: 10	R: 0 E: 0 K: 0 S: 3	H: 0 LOB: 0 BB: 0 P: 3	R: 0 E: 0 K: 1 S: 6	H: 1 LOB: 1 BB: 0 P: 6	R: 0 E: 0 K: 1 S: 6	H: 1 LOB: 0 BB: 0 P: 6	R: 2 E: 0 K: 0 S: 4	H: 2 LOB: 1 BB: 1 P: 9	R: 0 E: 0 K: 0 S: 4	H: 1 LOB: 2 BB: 1 P: 8	R: 0 E: 0 K: 1 S: 5	H: 0 LOB: 1 BB: 1 P: 9	R: 2 E: 0 K: 0 S: 5	H: 2 LOB: 0 BB: 0 P: 5	1B: 6 2B: 3 3B: 0 HR: 0	SF: 2 SAC: 0 DP: 0 HBP: 0	WP: 0 PB: 0 SB: 0 CS: 0	PA: 40
<b>PITCHER</b>	IP WLS BF H R ER SO BB IBB HBP BLK WP HR S P ERA WHIP																			
Ray Sadecki, L (1,1) ERA: 3.18	6.2 W 30 7 3 3 3 3 3 0 0 0 0 0 0 40.5 1.500																			
Harry Parker, R (7,1) ERA: 3.79	2.1 S 10 2 2 2 1 1 0 0 0 0 0 0 11 15 7.71 1.286																			



Batter	1	2	3	4	5	6	7	8	9	AB R H RBI BB SO LOB	TOP															
Wayne Garrett, L (1, 5) OBP: 0.332, SLG: 0.354	F7		K		F8		5-3		1B BB	5 1 1 0 0 1 2	<b>New York Mets @ Cincinnati Reds</b> Riverfront Stadium, Cincinnati, OH Sat Jul 14 1973, 7:05 PM EDT Att: 36,166 - Unknown															
Felix Millan, R (1, 4) OBP: 0.324, SLG: 0.363	1B		2B 1B		WP BB		F7		HR 1B	4 2 3 3 1 1 0																
Willie Mays, R (1, 8) OBP: 0.283, SLG: 0.328	K		2B		WP		K		HR	6 0 1 1 0 3 4																
Cleon Jones, R (1, 7) OBP: 0.317, SLG: 0.417	K		6-3		1-2 2-H		5-3		K	4 0 2 0 0 1 2																
Jim Beauchamp, R (1, 3) OBP: 0.356, SLG: 0.342 John Milner, L (8, 3) OBP: 0.306, SLG: 0.404		K			P4		1B 1B		2B	4 0 1 0 0 1 1 0 0 0 0 0 0 0																
Don Hahn, R (1, 9) OBP: 0.277, SLG: 0.333	F2				F7		BB 1B		6-3	3 0 0 0 1 0 1																
Jerry Grote, R (1, 2) OBP: 0.284 Ted Martinez, R (9, PR) OBP: 0.270, SLG: 0.254 Buzz Capra, R (9, 1)	F9				5-3		BB BB		F7	3 0 1 0 1 0 0 0 1 0 0 0 0 0 0 0 0 0 0 0 0																
Bud Harrelson, S (1, 6) OBP: 0.358, SLG: 0.304			SH1-4 1B 1B		1-4-3		1-2 2-3 BB		PB 3B	4 1 1 0 0 1 4																
George Stone, L (1, 1) OBP: 0.391, SLG: 0.391 Duffy Dyer, R (9, PH) OBP: 0.247, SLG: 0.238			SH1-4		WP 1B		K		6-3	2 0 1 0 0 0 0 0 0 0 0 1 0 0																
<b>Inning Stats</b>	R: 0 E: 0 K: 2 S: 8	H: 1 LOB: 1 BB: 0 P: 8	R: 0 E: 0 K: 1 S: 5	H: 0 LOB: 0 BB: 0 P: 5	R: 2 E: 0 K: 1 S: 8	H: 3 LOB: 1 BB: 0 P: 8	R: 0 E: 0 K: 0 S: 3	H: 0 LOB: 0 BB: 0 P: 3	R: 0 E: 0 K: 0 S: 3	H: 1 LOB: 1 BB: 1 P: 7		R: 0 E: 0 K: 1 S: 6	H: 2 LOB: 3 BB: 2 P: 14	R: 0 E: 0 K: 1 S: 5	H: 0 LOB: 0 BB: 0 P: 5	R: 0 E: 0 K: 1 S: 6	H: 1 LOB: 1 BB: 0 P: 6	R: 3 E: 0 K: 1 S: 7	H: 3 LOB: 1 BB: 1 P: 11	1B: 7 2B: 2 3B: 1 HR: 1	SF: 0 SAC: 1 DP: 0 HBP: 0	WP: 1 PB: 1 SB: 0 CS: 0	PA: 40			
<b>PITCHER</b>	IP WLS BF H R ER SO BB IBB HBP BLK WP HR S P ERA WHIP											IP WLS BF H R ER SO BB IBB HBP BLK WP HR S P ERA WHIP														
Tom Hall, L (1, 1) ERA: 4.16	4.0	16	4	2	2	4	0	0	0	0	0	24	24	4.50	1.000											
Ed Sprague, R (5, 1) ERA: 5.12	1.2	10	3	0	0	0	3	0	0	0	1	0	6	18	0.00	3.600										
Clay Carroll, R (6, 1) ERA: 4.4	0.1	1	0	0	0	1	0	0	0	0	0	0	3	3	0.00	0.000										
Pedro Borbon, R (7, 1) ERA: 3.0	2.0	7	1	0	0	2	0	0	0	0	0	11	11	0.00	0.500											
Don Guillitt, L (9, 1) ERA: 4.2	1.0	L 6	3	3	3	1	1	0	0	0	0	1	7	11	27.00	4.000										

Batter	1	2	3	4	5	6	7	8	9	AB R H RBI BB SO LOB	BOTTOM														
Pete Rose, S (1, 7) OBP: 0.394, SLG: 0.400	6-3		F8		BB		F9		F9	4 0 0 0 1 0 0	<b>New York Mets @ Cincinnati Reds</b> Riverfront Stadium, Cincinnati, OH Sat Jul 14 1973, 7:05 PM EDT Att: 36,166 - Unknown														
Joe Morgan, L (1, 4) OBP: 0.419, SLG: 0.497	E BB		1B		1-3		2B		F7	4 0 2 0 1 0 1															
Dave Concepcion, R (1, 6) OBP: 0.318, SLG: 0.427	E5 1-2		S 1B		K		K		P6	5 0 1 0 0 2 2															
Johnny Bench, R (1, 2) OBP: 0.341, SLG: 0.447	K		K		F9		6-3			4 0 0 0 0 2 5															
Tony Perez, R (1, 3) OBP: 0.384, SLG: 0.519 Darrel Chaney, S (8, PR) OBP: 0.295, SLG: 0.224	F9		BB		P4				1B SH2-4 SF8 1B	3 0 1 0 1 0 2 0 1 0 0 0 0 0															
Bobby Tolan, L (1, 8) OBP: 0.249, SLG: 0.312		6-3	3-1				6-4-3 1B		SH2-4	3 0 1 0 0 0 3															
Andy Kosco, R (1, 9) OBP: 0.313, SLG: 0.333 Cesar Geronimo, L (8, PR) OBP: 0.215, SLG: 0.210		6-3			HR		K		1B	4 1 2 1 0 1 1 0 0 0 0 0 0 0															
Denise Menke, R (1, 5) OBP: 0.366, SLG: 0.222					F3		6-4-3		SF8	2 0 0 1 1 0 1															
Tom Hall, L (1, 1) Larry Stahl, L (4, PH) Ed Sprague, R (5, 1) Clay Carroll, R (6, 1) Phil Gagliano, R (6, PH) Pedro Borbon, R (7, 1) Dan Brieseman, L (8, PH) Don Guillitt, L (9, 1)		4-3			K		K		P4	1 0 0 0 0 0 0 1 1 0 0 0 0 0 1 0 0 0 0 0 0 0 0 0 0 0 0 0 0 0 0 0 1 0 0 0 0 0 1 1 0 0 0 0 0 0 0 0 1 0 0 0 0 0 0 1 0 0 0 0 0 0 0 0															
<b>Inning Stats</b>	R: 0 E: 1 K: 1 S: 6	H: 0 LOB: 2 BB: 1 P: 10	R: 0 E: 0 K: 0 S: 3	H: 0 LOB: 1 BB: 1 P: 7	R: 0 E: 0 K: 1 S: 7	H: 2 LOB: 3 BB: 1 P: 11	R: 1 E: 0 K: 1 S: 6	H: 1 LOB: 1 BB: 1 P: 10	R: 0 E: 0 K: 2 S: 8	H: 1 LOB: 1 BB: 0 P: 8		R: 0 E: 0 K: 1 S: 6	H: 1 LOB: 1 BB: 0 P: 6	R: 1 E: 0 K: 0 S: 5	H: 2 LOB: 0 BB: 0 P: 5	R: 0 E: 0 K: 0 S: 3	H: 0 LOB: 0 BB: 0 P: 3	1B: 5 2B: 1 3B: 0 HR: 1	SF: 1 SAC: 1 DP: 0 HBP: 0	WP: 0 PB: 0 SB: 1 CS: 0	PA: 39				
<b>PITCHER</b>	IP WLS BF H R ER SO BB IBB HBP BLK WP HR S P ERA WHIP											IP WLS BF H R ER SO BB IBB HBP BLK WP HR S P ERA WHIP													
George Stone, L (1, 1) ERA: 2.74	8.0	36	7	2	2	7	4	0	0	0	0	46	62	2.25	1.375										
Buzz Capra, R (9, 1) ERA: 4.7	1.0	S 3	0	0	0	0	0	0	0	0	0	3	3	0.00	0.000										





Batter	1	2	3	4	5	6	7	8	9	AB	R	H	RBI	BB	SO	LOB	TOP				
Wayne Garrett, L (1,5) OBP: 0.331, SLG: 0.353										4	0	1	0	0	0	0					
Felix Milan, R (1,4) OBP: 0.323, SLG: 0.361										4	0	1	0	0	0	0					
Willie Mays, R (1,8) OBP: 0.282, SLG: 0.348										4	1	1	1	0	0	0					
Cleon Jones, R (1,7) OBP: 0.308, SLG: 0.404										3	0	0	0	0	0	0					
Jim Beauchamp, R (1,3) OBP: 0.354, SLG: 0.341										3	0	1	0	0	0	0					
Don Hahn, R (1,9) OBP: 0.285, SLG: 0.318										3	0	0	0	0	0	1					
Jerry Grote, R (1,2) OBP: 0.253, SLG: 0.271										3	0	0	0	0	0	1					
Bud Harrelson, S (1,6) OBP: 0.352, SLG: 0.298										3	0	0	0	0	0	0					
Jon Matlack, L (1,1) OBP: 0.231, SLG: 0.091										2	0	0	0	0	2	0					
Duffy Dyer, R (8, PH) OBP: 0.246, SLG: 0.236										1	0	0	0	0	0	0					
Jim McAndrew, R (8, 1) OBP: 0.400, SLG: 0.214										0	0	0	0	0	0	0					
<b>Inning Stats</b>	R: 0 E: 0 K: 0 S: 3	H: 0 LOB: 0 BB: 0 P: 3	R: 0 E: 0 K: 0 S: 3	H: 0 LOB: 0 BB: 0 P: 3	R: 0 E: 0 K: 1 S: 5	H: 0 LOB: 0 BB: 0 P: 5	R: 0 E: 0 K: 0 S: 3	H: 0 LOB: 0 BB: 0 P: 3	R: 0 E: 0 K: 0 S: 4	H: 1 LOB: 1 BB: 0 P: 4	R: 0 E: 0 K: 1 S: 6	H: 2 LOB: 2 BB: 0 P: 6	R: 1 E: 0 K: 0 S: 4	H: 1 LOB: 0 BB: 0 P: 4	R: 0 E: 0 K: 0 S: 3	H: 0 LOB: 0 BB: 0 P: 3	R: 0 E: 0 K: 0 S: 3	H: 0 LOB: 0 BB: 0 P: 3	1B: 3 2B: 0 3B: 0 HR: 1	SF: 0 SAC: 0 DP: 0 HBP: 0	WP: 0 PA: 30 PB: 0 SB: 0 CS: 0
<b>PITCHER</b> Ross Grimsley, L (1,1) ERA: 2.61	IP: 9.0 WLS: W BF: 30 H: 4 R: 1 ER: 1 SO: 2 BB: 0 IBB: 0 HBP: 0 BLK: 0 WP: 0 HR: 1 S: 34 P: 34 ERA: 1.00 WHIP: 0.444															<b>PITCHER</b>					

**New York Mets @ Cincinnati Reds**  
Riverfront Stadium, Cincinnati, OH  
Sun Jul 15 1973, 3:33 AM EDT  
Att: 35,121 - Unknown

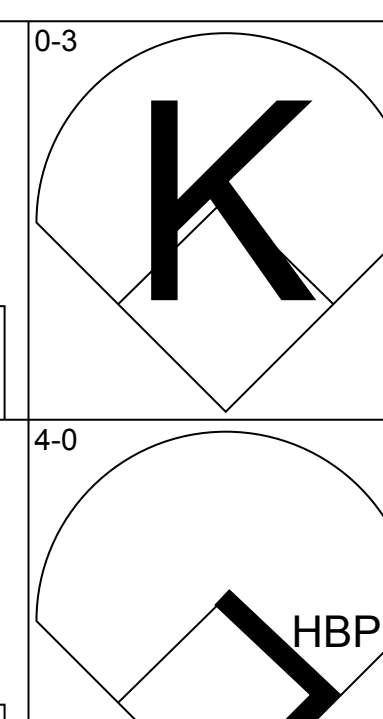
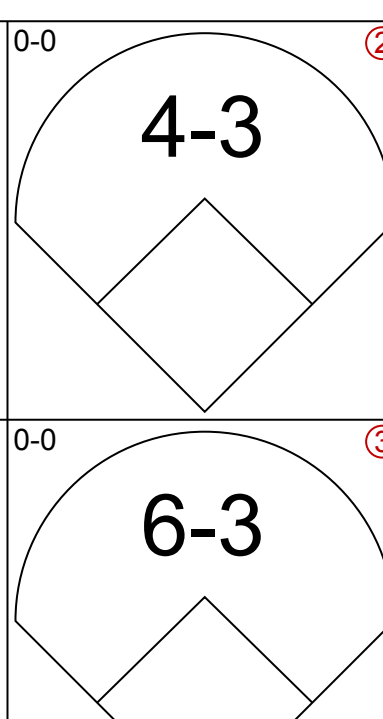
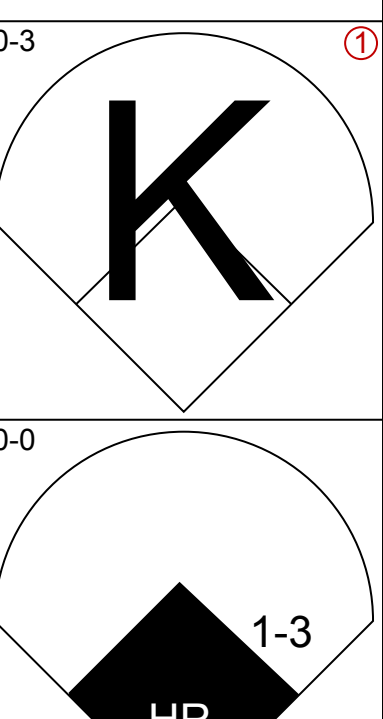
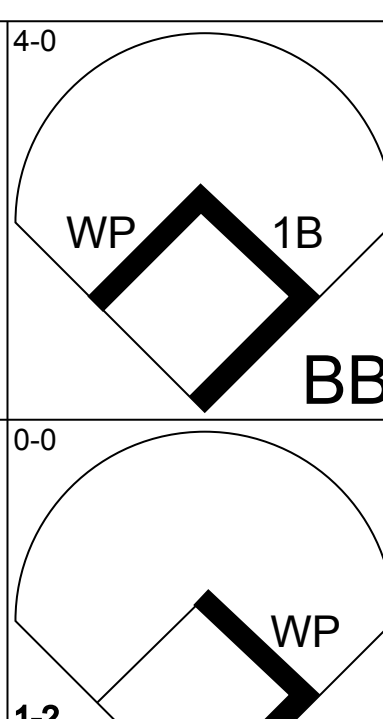
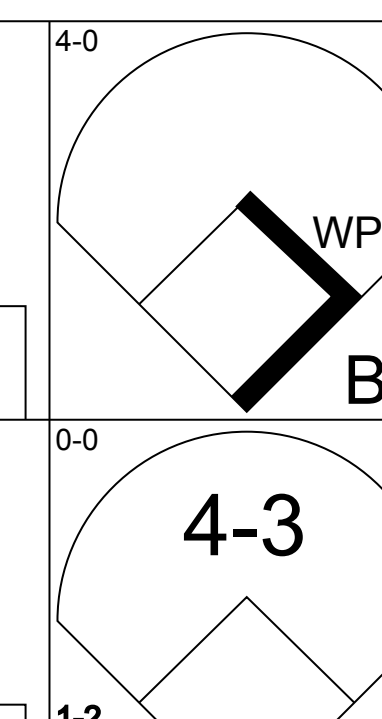
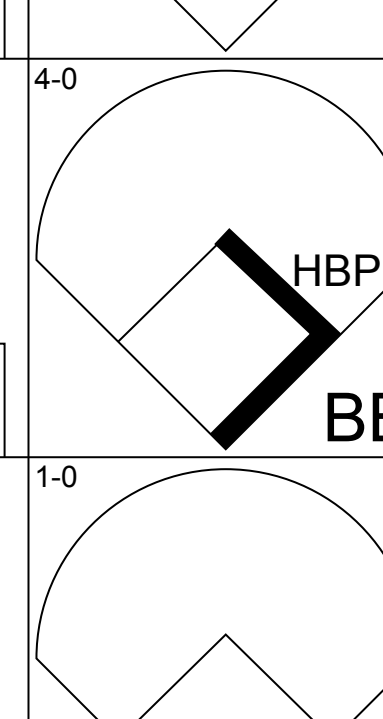
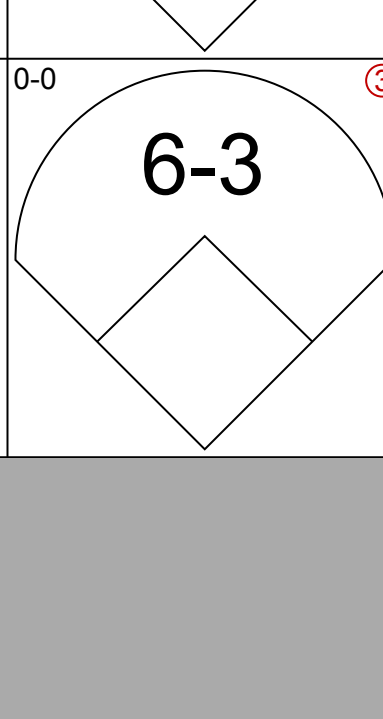
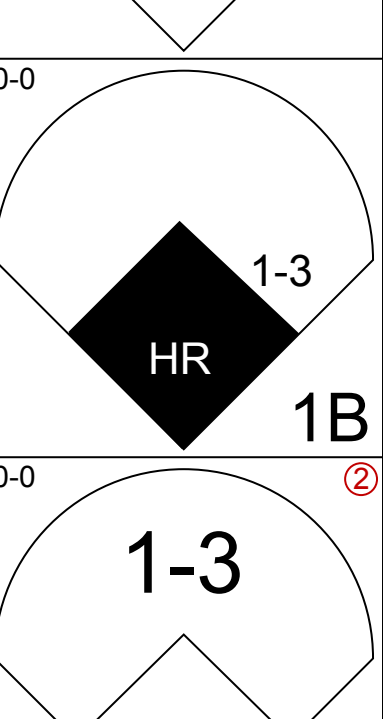
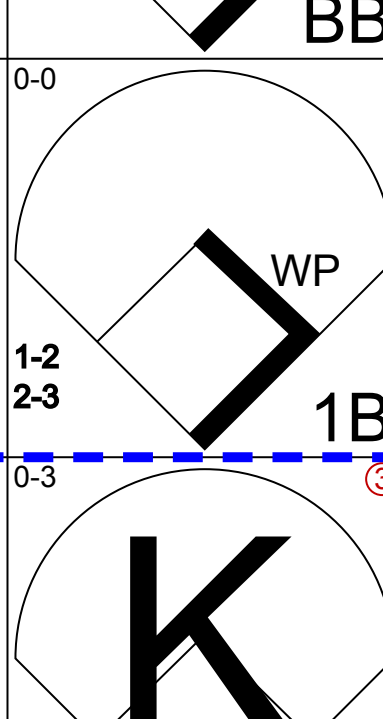
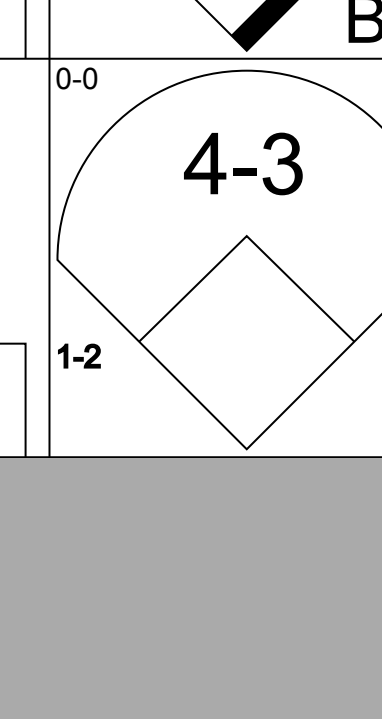
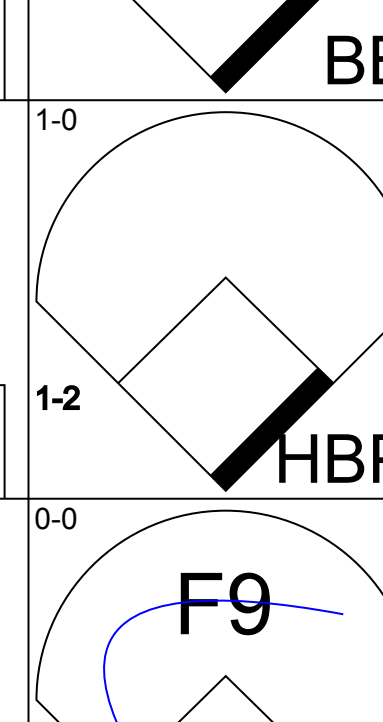
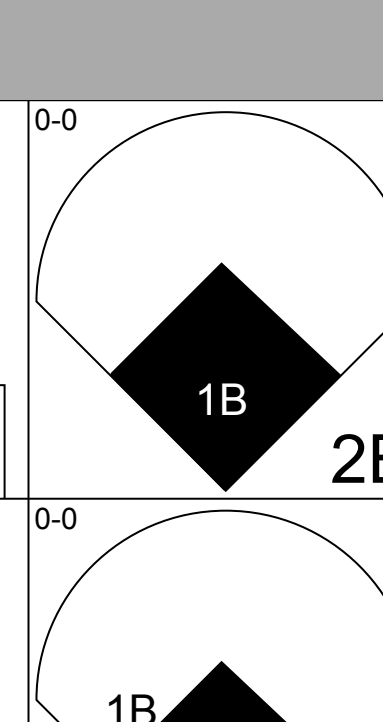
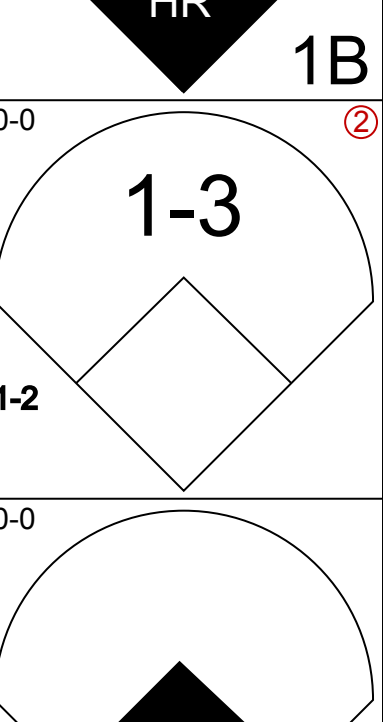
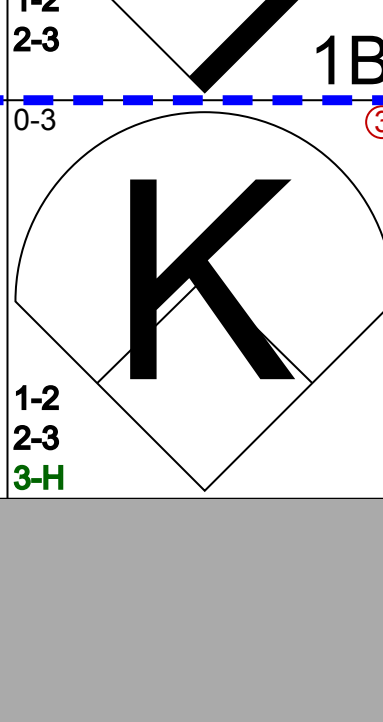

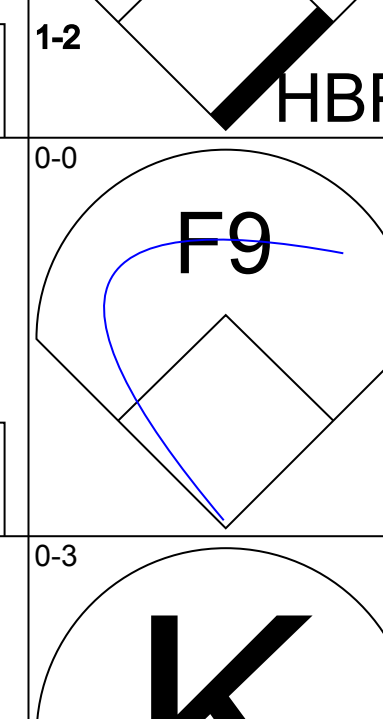
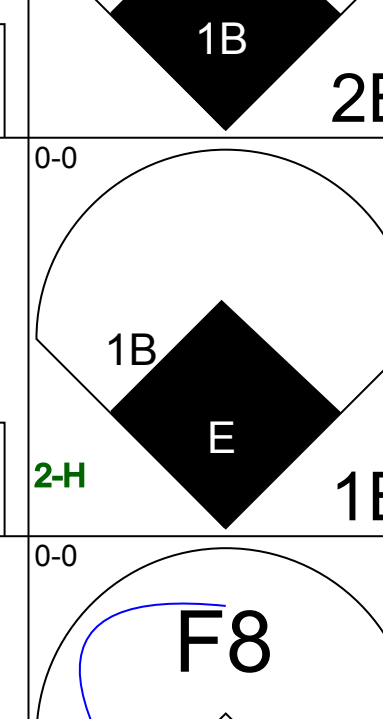
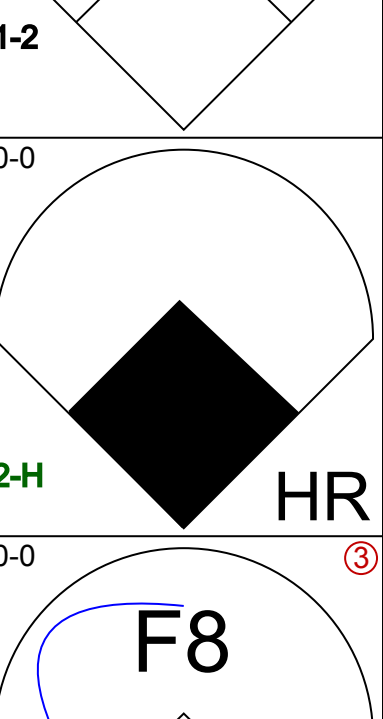
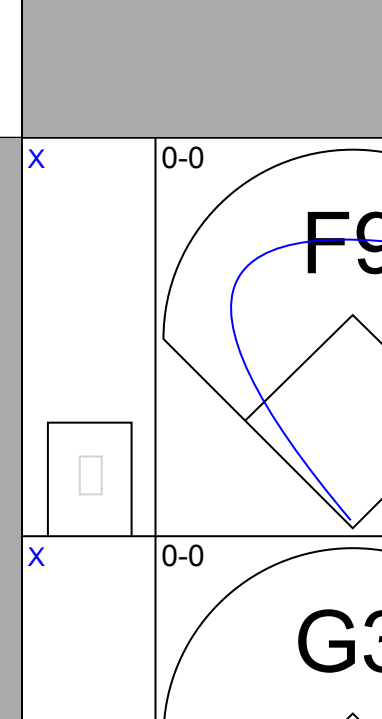
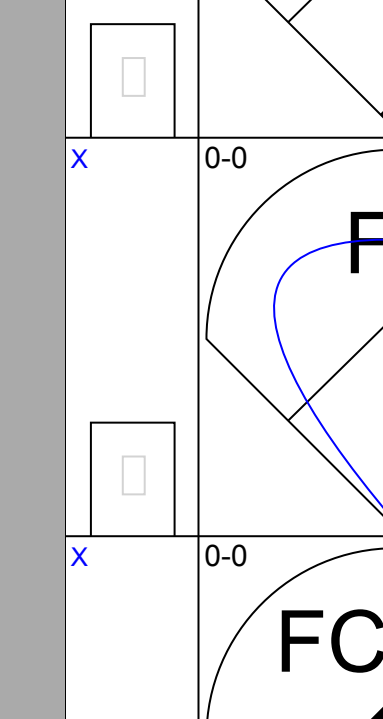
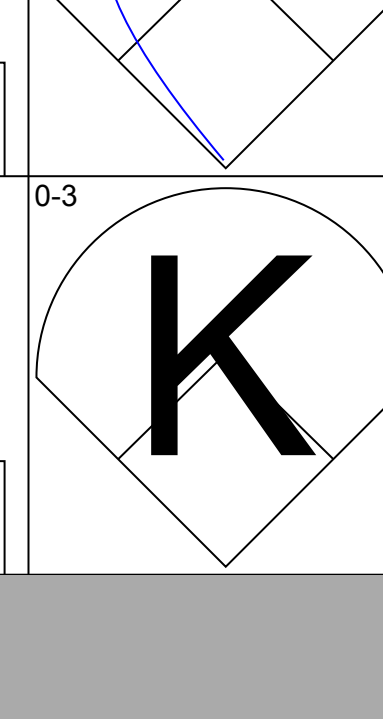
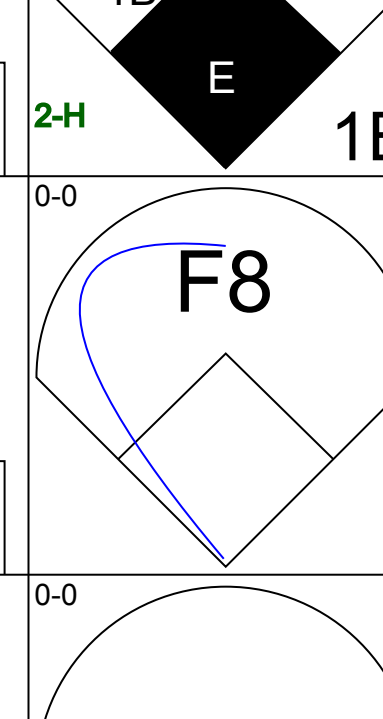
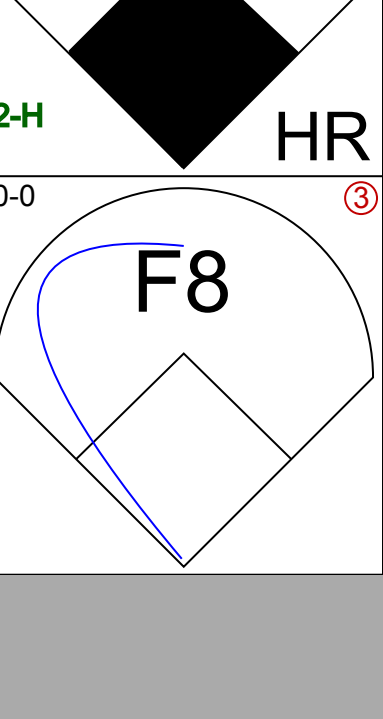
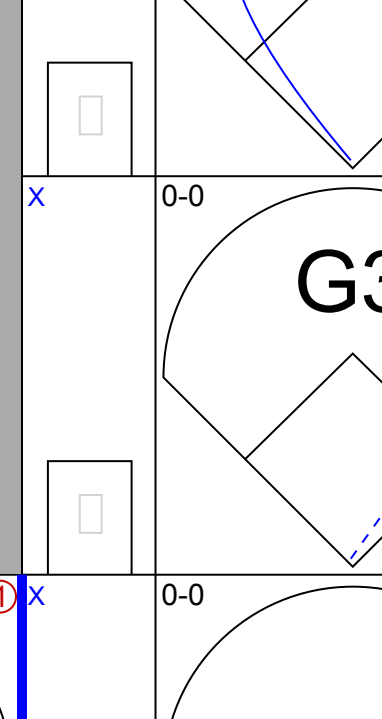
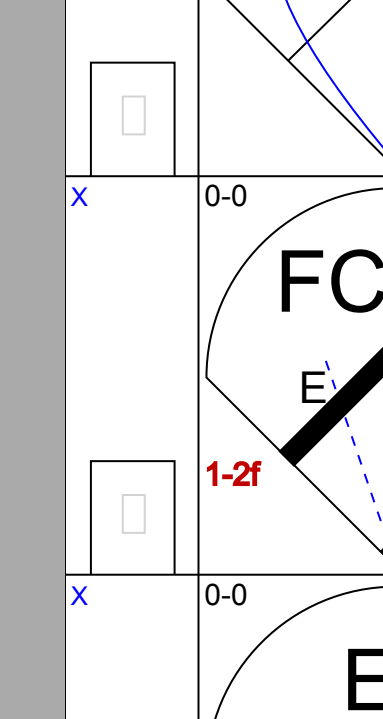
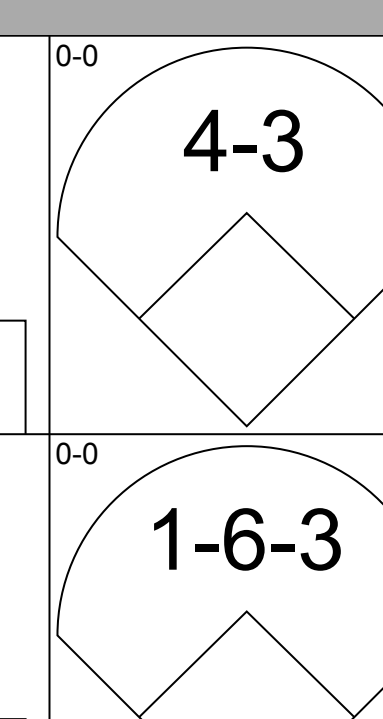
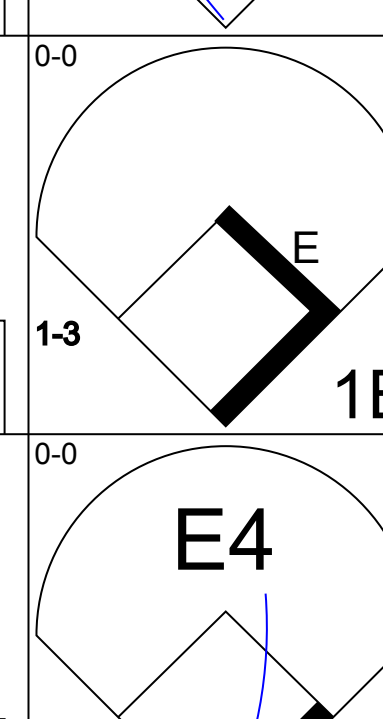


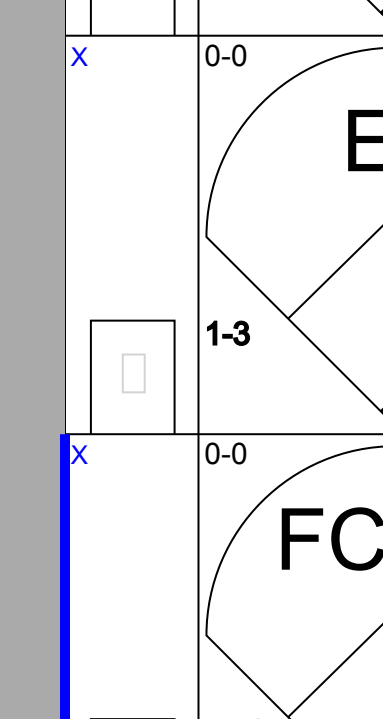
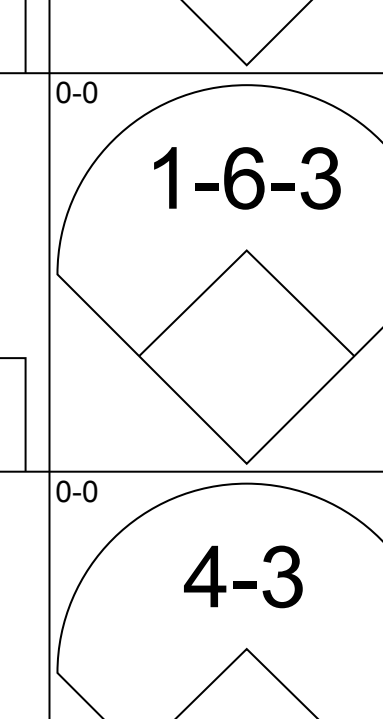
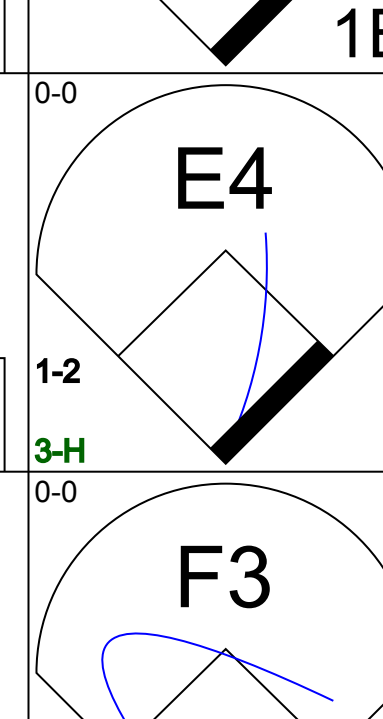
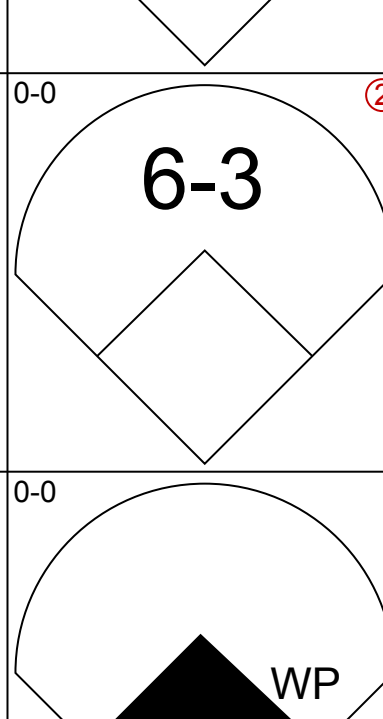
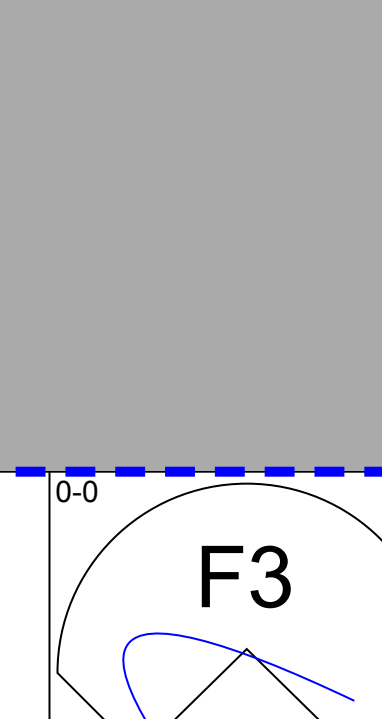
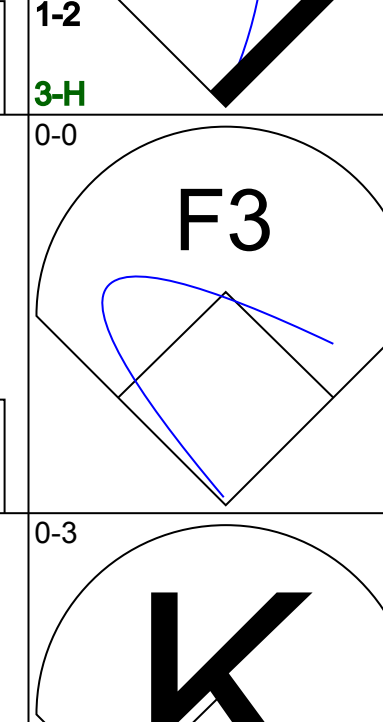
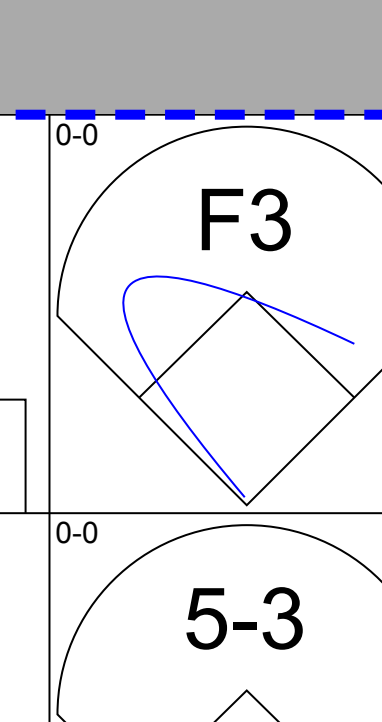
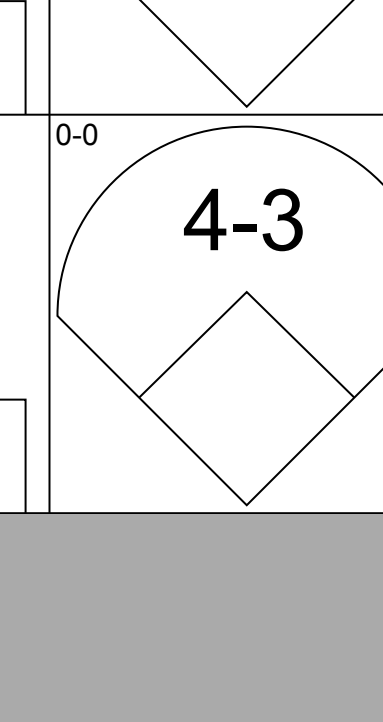
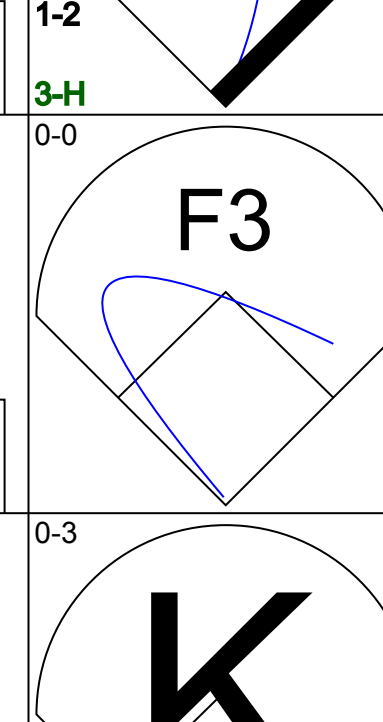
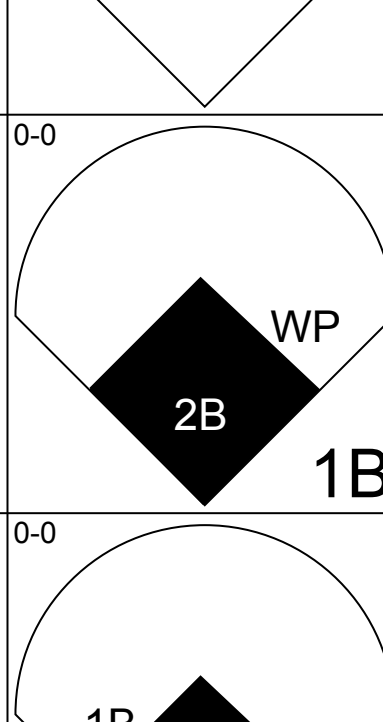
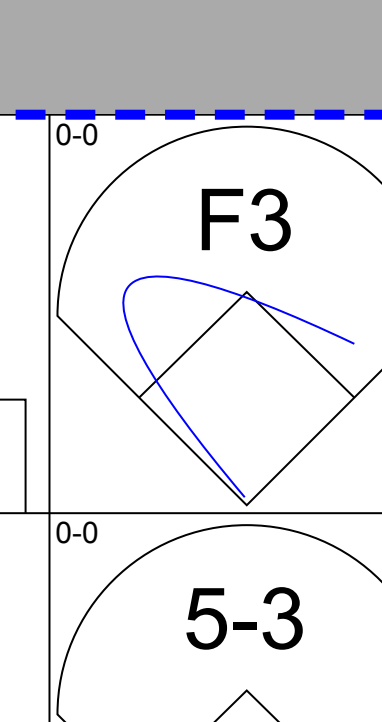
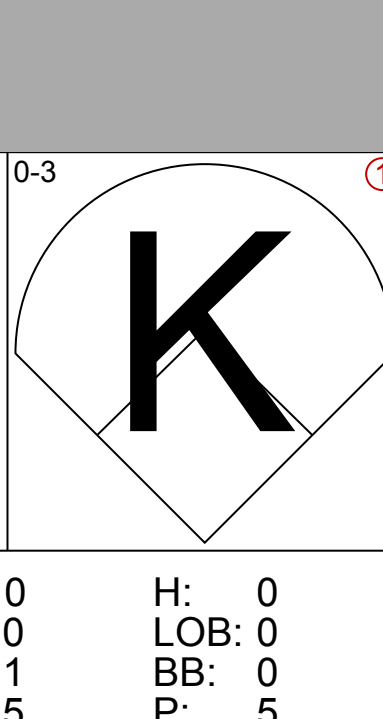
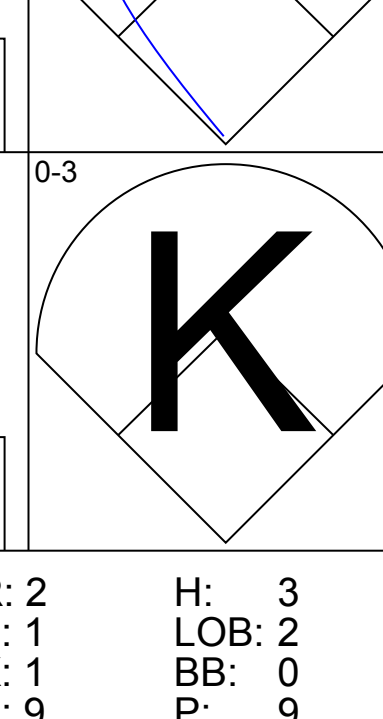
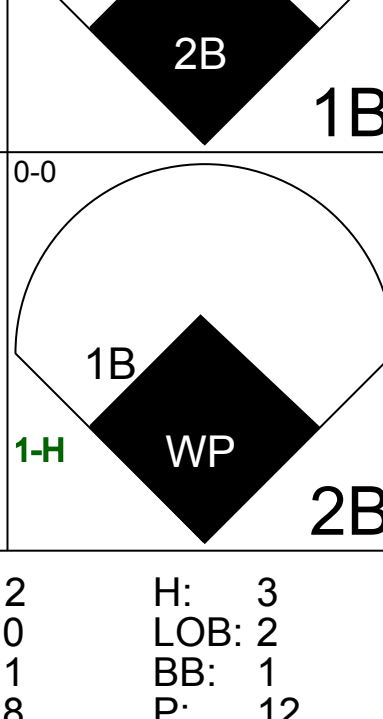
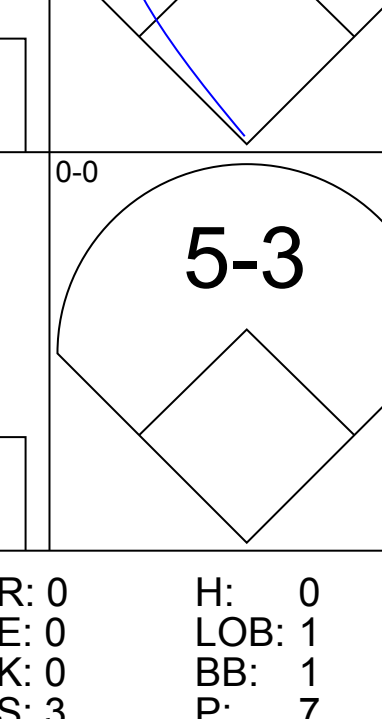
AB	30
R	1
H	4
RBI	1
BB	0
SO	2
LOB	2

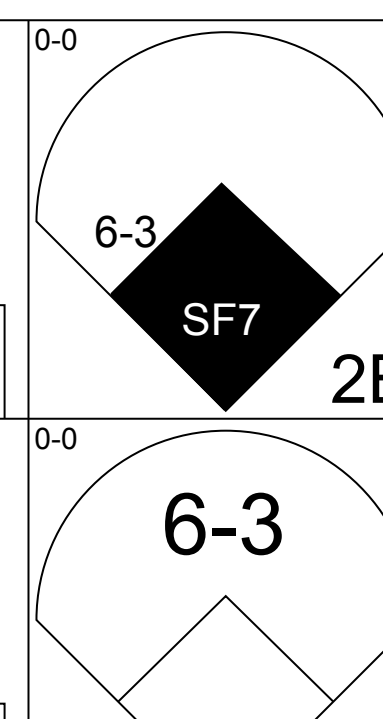
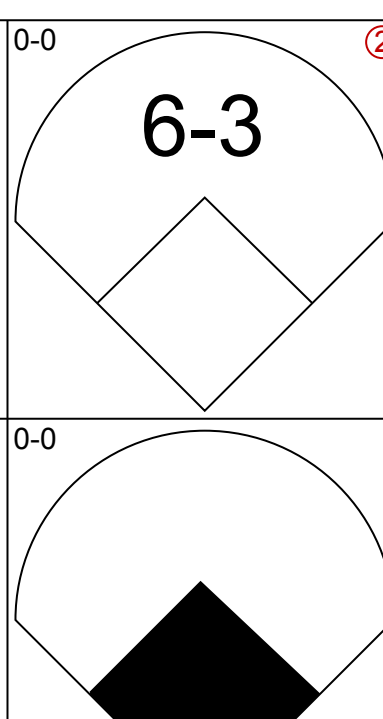
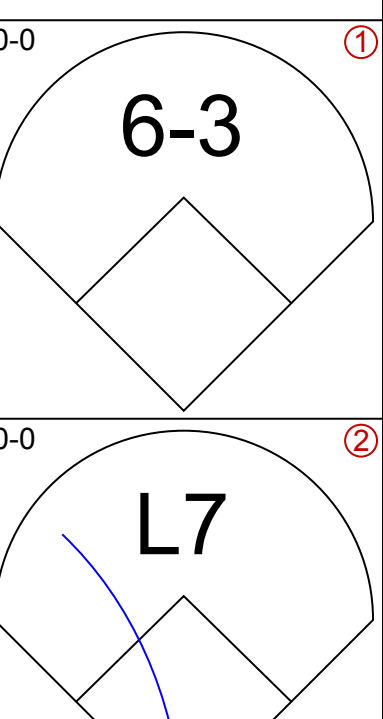
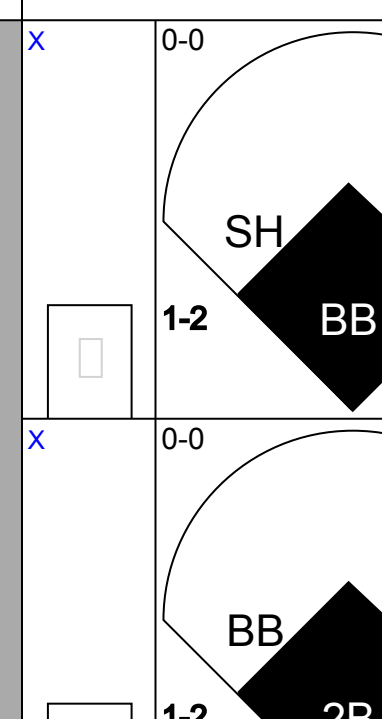
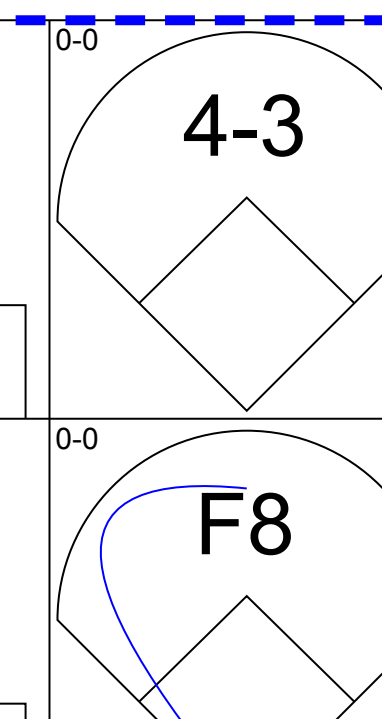
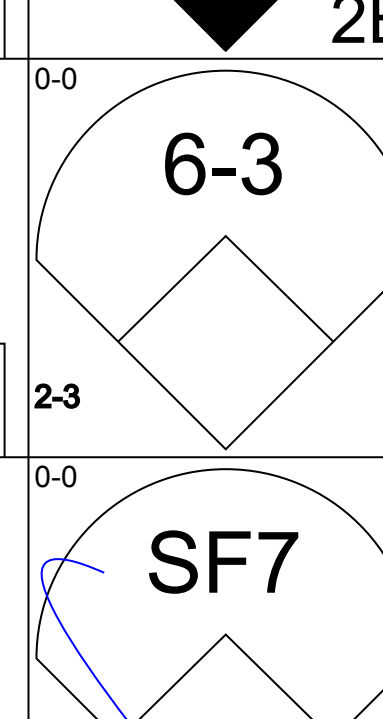
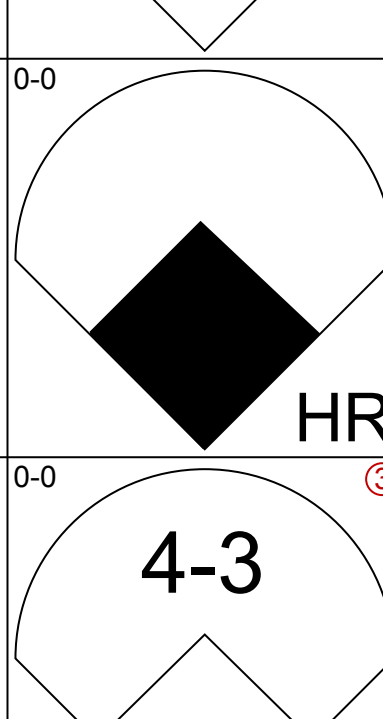
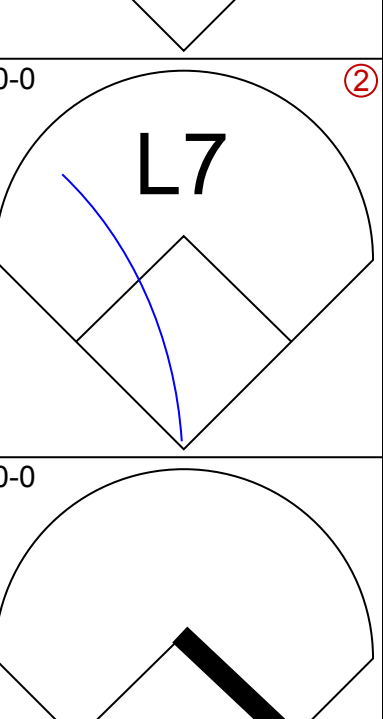
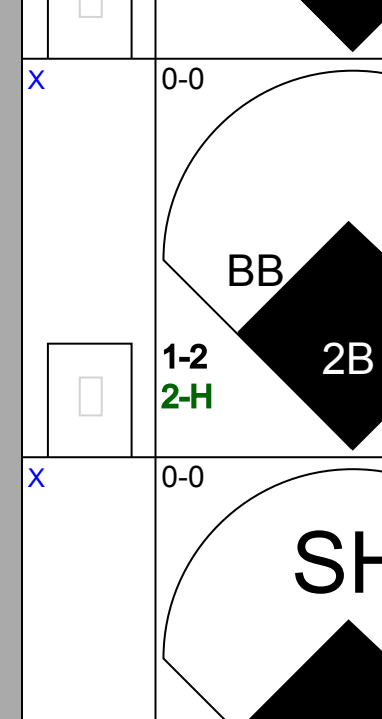
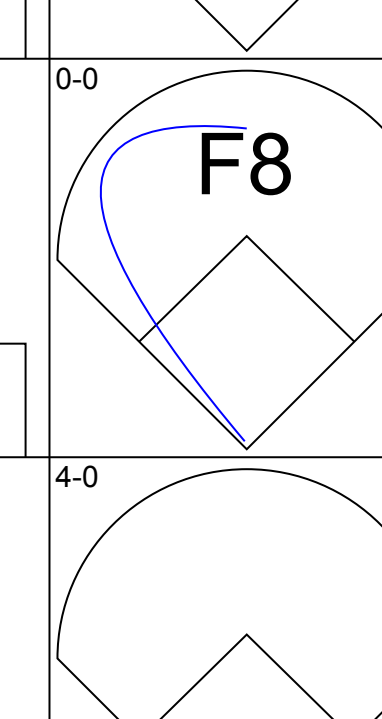
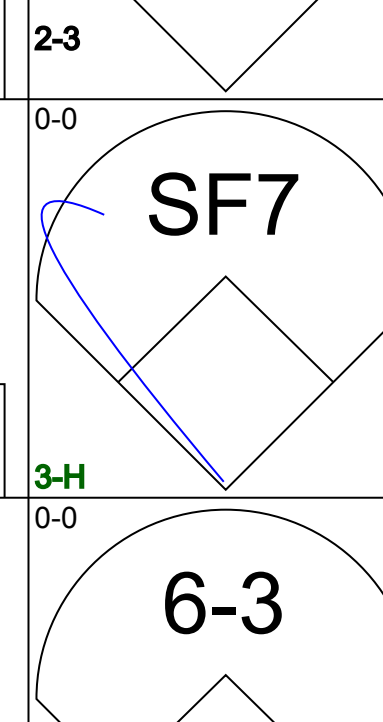
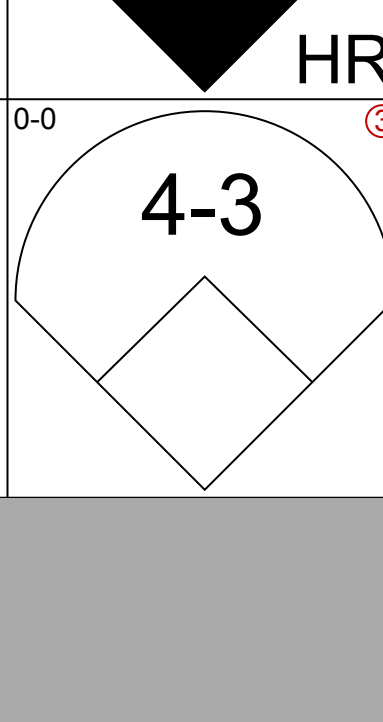
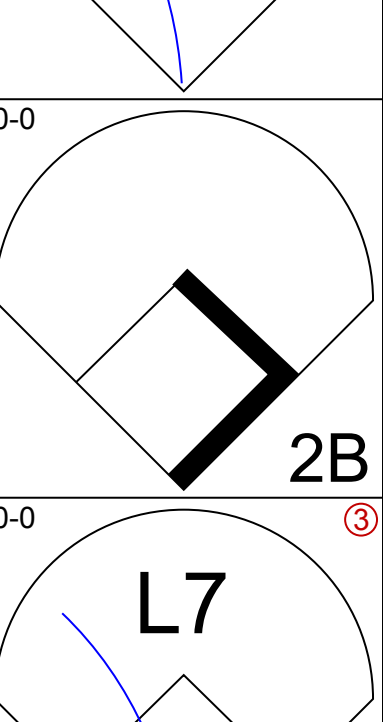
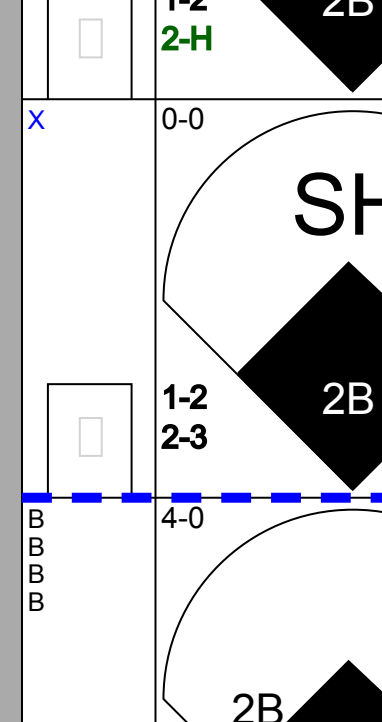
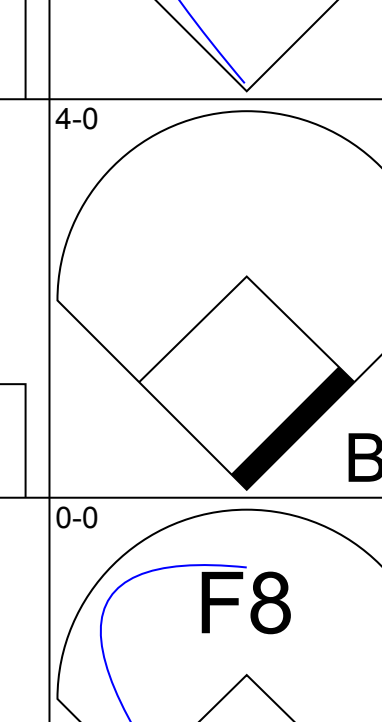
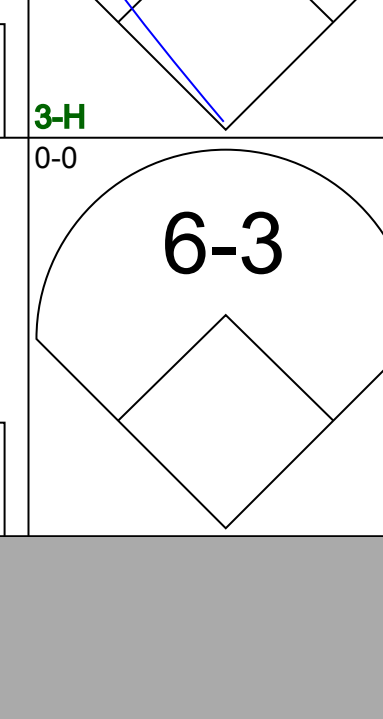
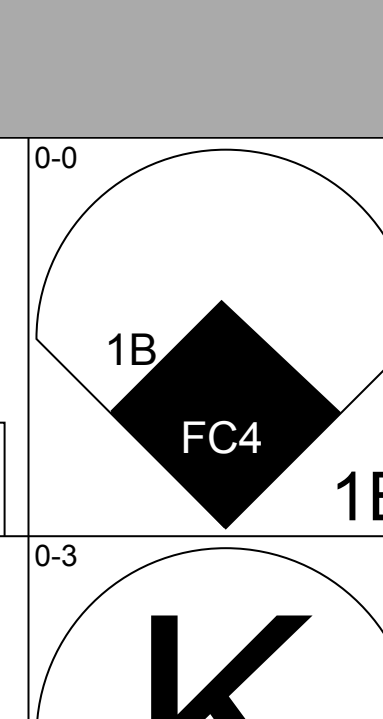
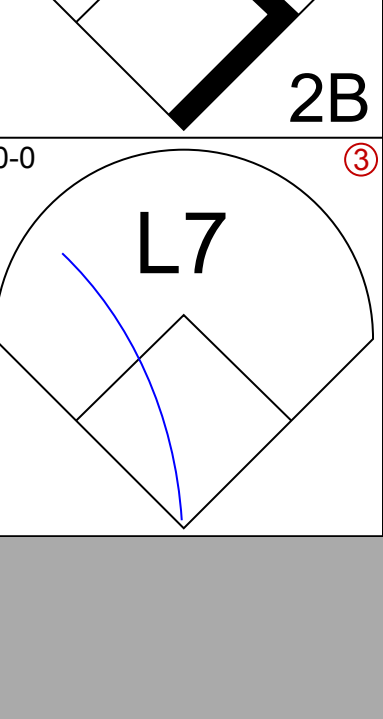
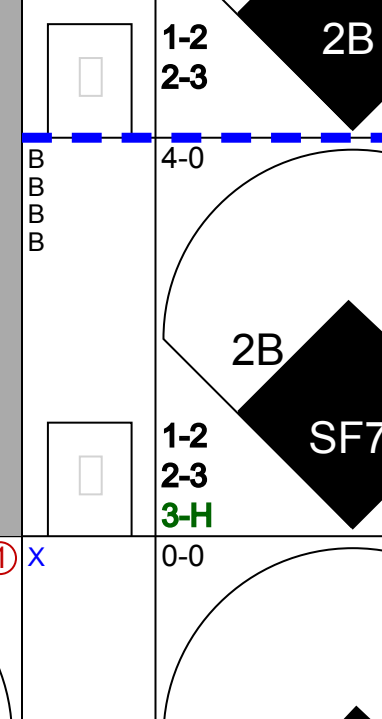
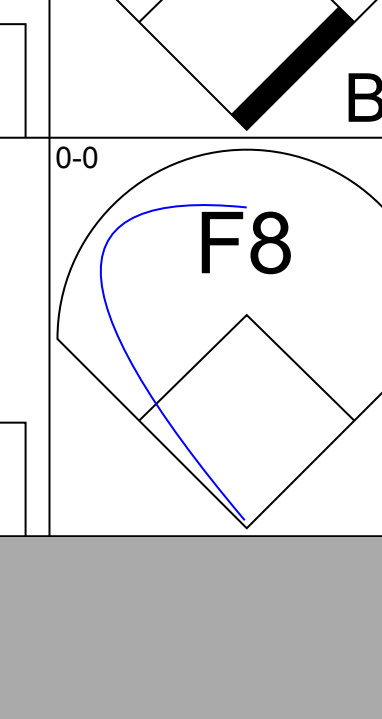


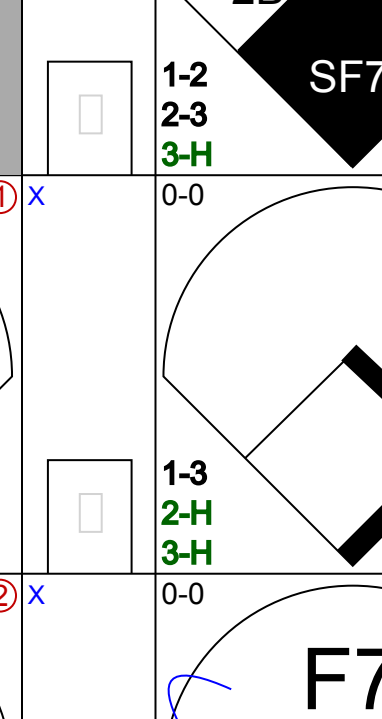

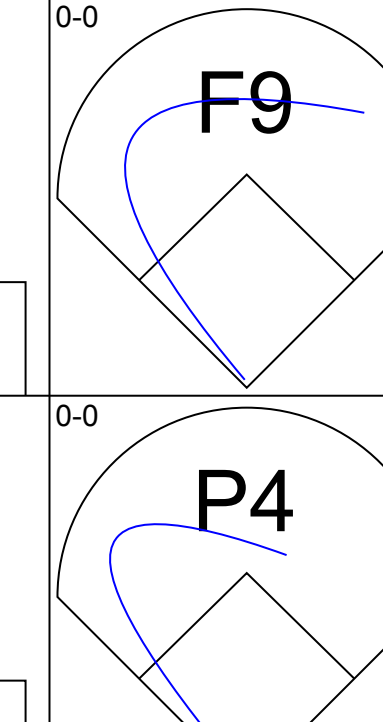
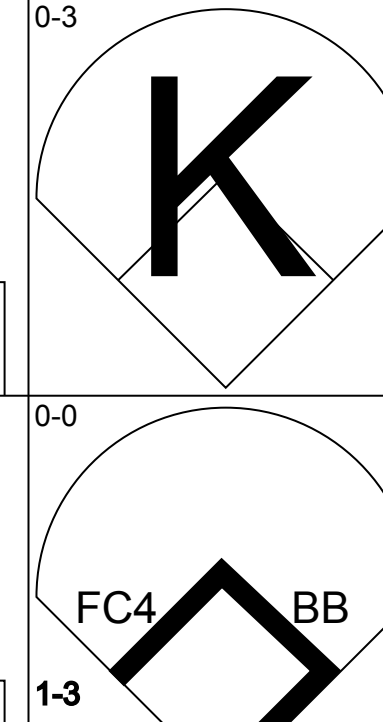
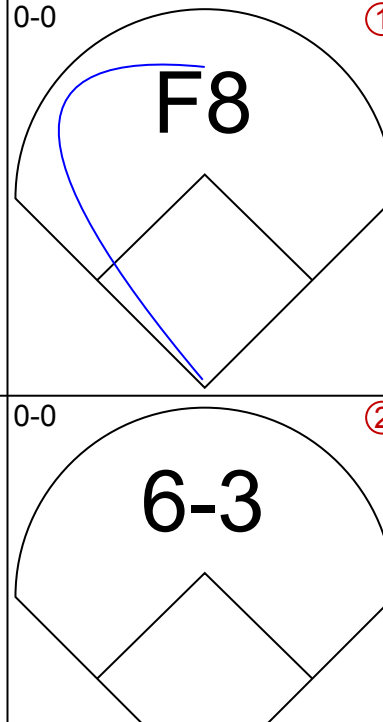

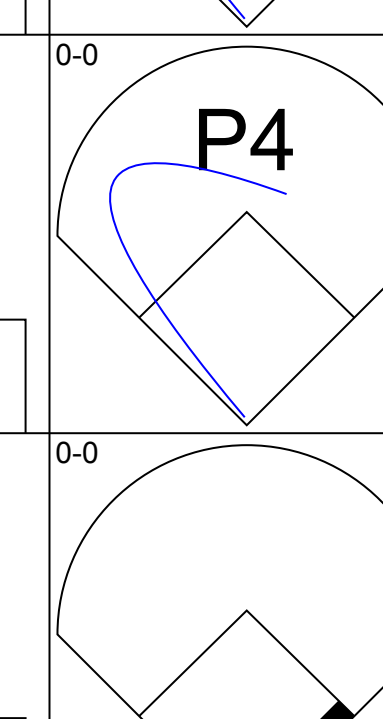
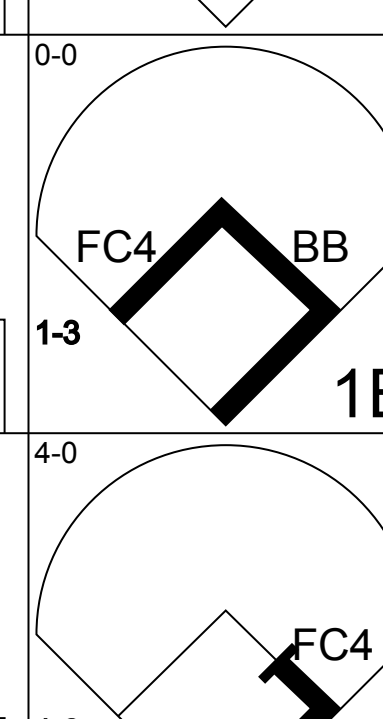
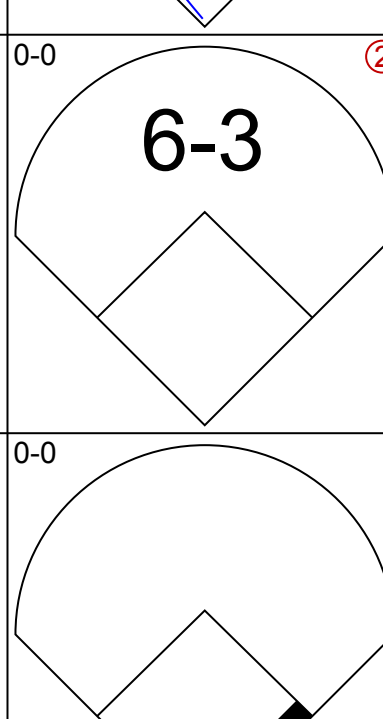
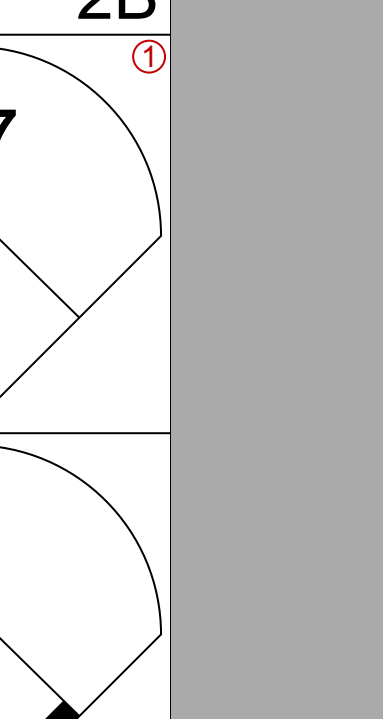
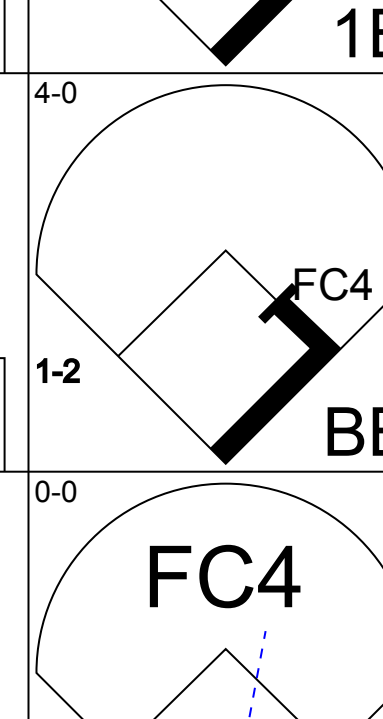
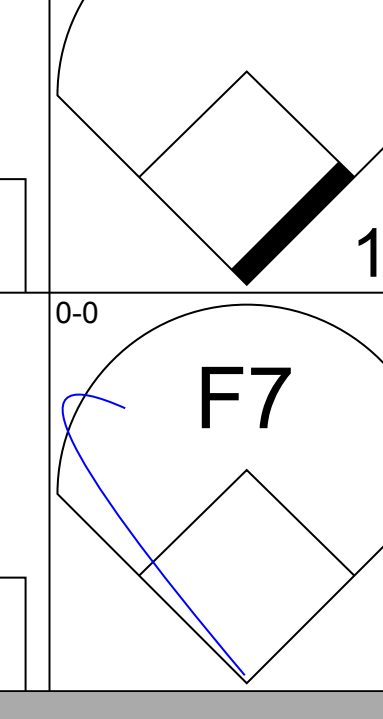
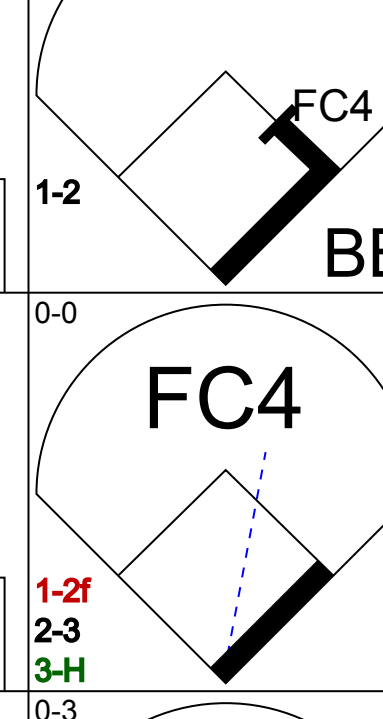
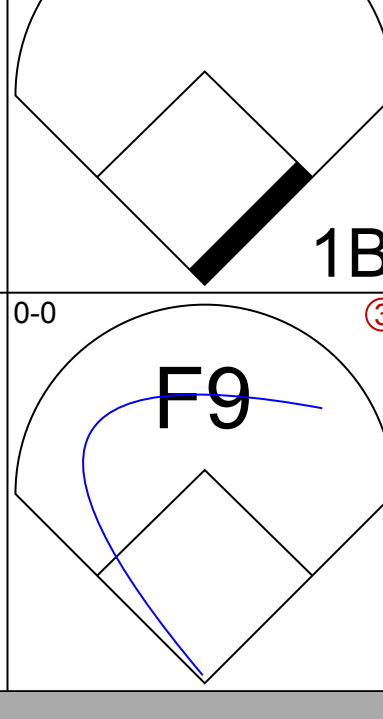
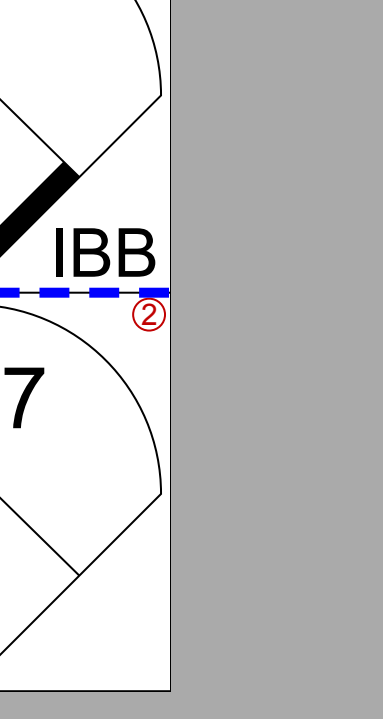
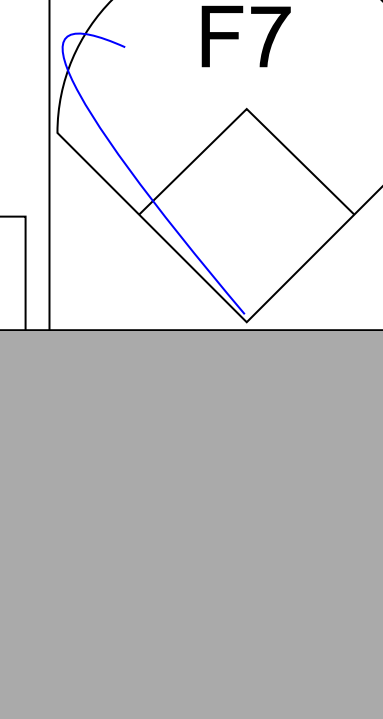
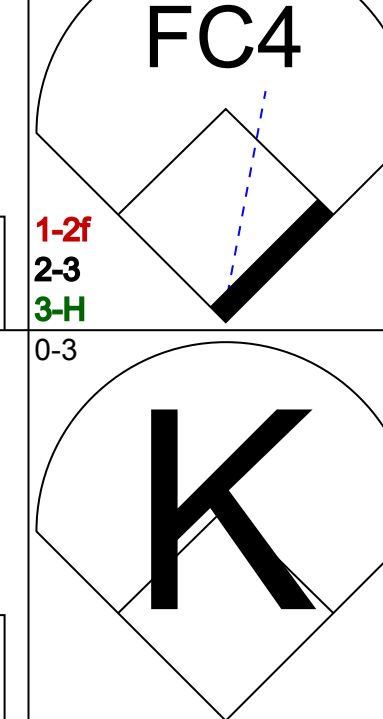
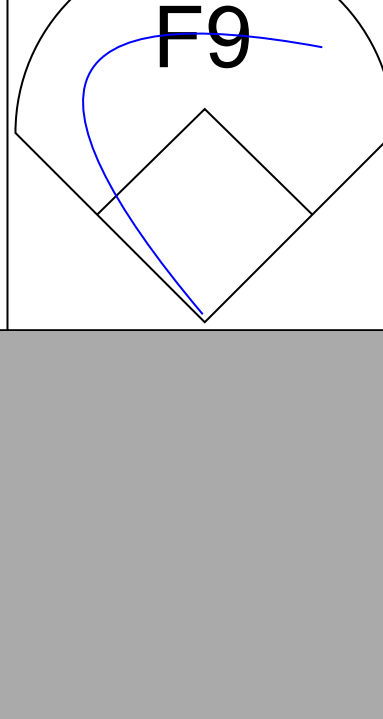

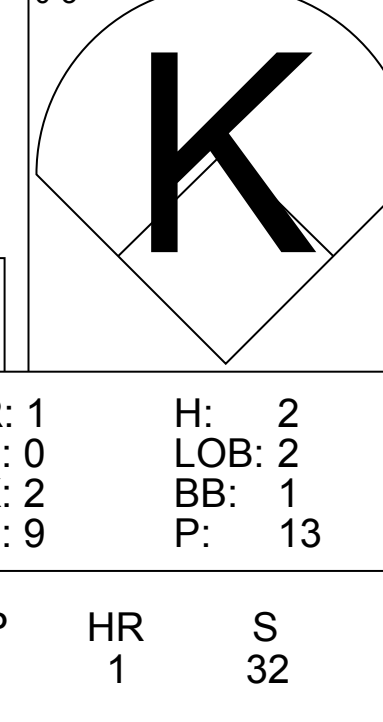
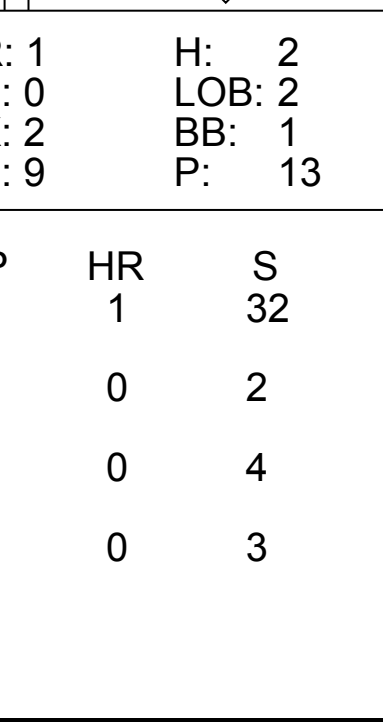
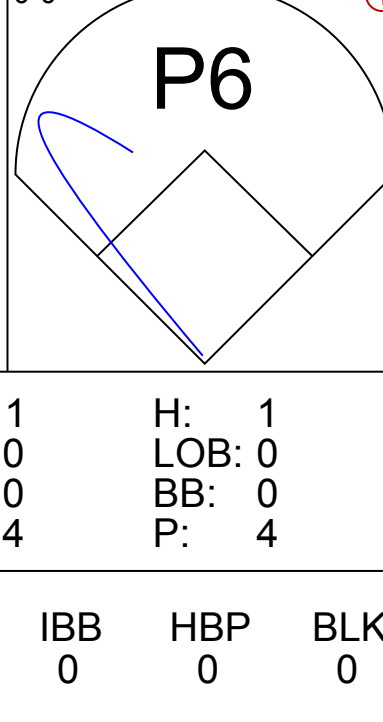
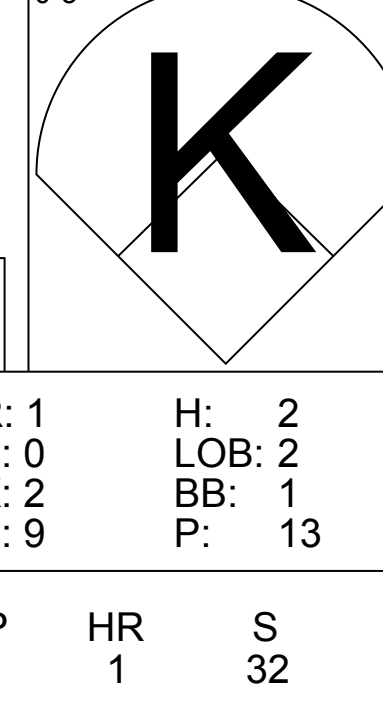
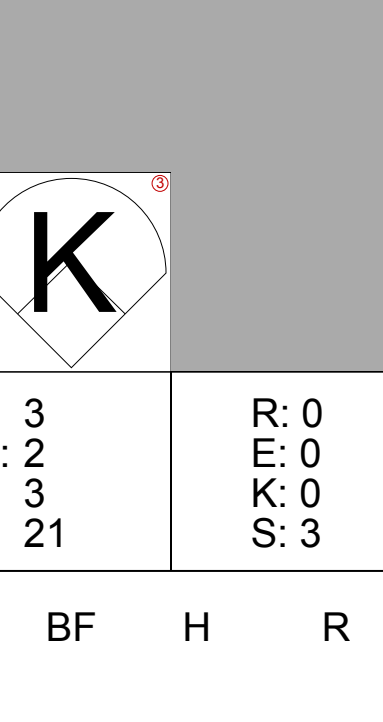
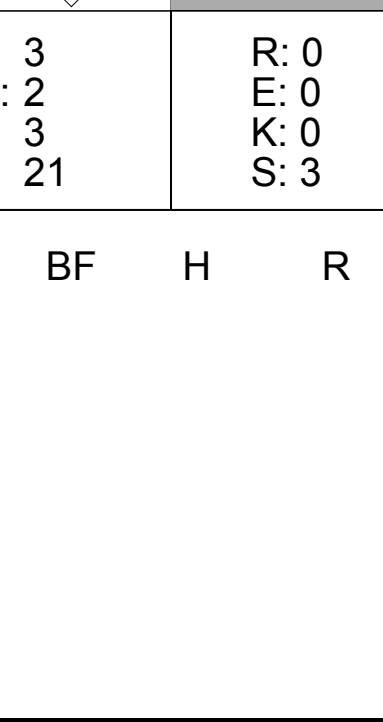
Batter	1	2	3	4	5	6	7	8	9	AB	R	H	RBI	BB	SO	LOB	BOTTOM
Pete Rose, S (1,7) OBP: 0.390, SLG: 0.396										4	0	0	0	0	0	0	
Joe Morgan, L (1,4) OBP: 0.422, SLG: 0.497										2	1	1	0	2	0	0	
Dave Concepcion, R (1,6) OBP: 0.323, SLG: 0.432										3	2	2	0	1	0	1	
Johnny Bench, R (1,3) OBP: 0.340, SLG: 0.445										4	0	1	1	0	1	4	
Andy Kosco, R (1,9) OBP: 0.324, SLG: 0.321										1	0	0	0	1	1	0	
Larry Stahl, L (8, PH) OBP: 0.322, SLG: 0.321										1	0	1	1	0	0	0	
Cesar Geronimo, L (8, 8) OBP: 0.215, SLG: 0.210										0	0	0	0	0	0	0	
Bobby Tolan, L (1,8) OBP: 0.249, SLG: 0.313										3	0	1	1	0	0	3	
Denis Menke, R (1,5) OBP: 0.359, SLG: 0.217										4	0	0	0	0	1	6	
Bill Plummer, R (1,2) OBP: 0.308, SLG: 0.269										3	0	0	0	0	0	0	
Ross Grimsley, L (1,1) OBP: 0.043, SLG: 0.043										3	0	0	0	0	1	0	
<b>Inning Stats</b>	R: 0 E: 0 K: 0 S: 3	H: 0 LOB: 1 BB: 1 P: 7	R: 0 E: 0 K: 1 S: 5	H: 0 LOB: 0 BB: 0 P: 5	R: 0 E: 0 K: 1 S: 7	H: 0 LOB: 0 BB: 0 P: 11	R: 0 E: 0 K: 0 S: 5	H: 2 LOB: 3 BB: 1 P: 9	R: 0 E: 0 K: 0 S: 3	H: 0 LOB: 0 BB: 0 P: 3	R: 0 E: 0 K: 1 S: 7	H: 2 LOB: 2 BB: 1 P: 11	R: 1 E: 0 K: 0 S: 7	H: 2 LOB: 2 BB: 1 P: 11	1B: 5 2B: 1 3B: 0 HR: 0	SF: 1 SAC: 1 DP: 0 HBP: 0	WP: 0 PA: 34 PB: 1 SB: 2 CS: 0
<b>PITCHER</b> Jon Matlack, L (1,1) ERA: 3.32	IP: 7.0 WLS: L BF: 28 H: 4 R: 2 ER: 2 SO: 3 BB: 2 IBB: 1 HBP: 0 BLK: 0 WP: 0 HR: 0 S: 31 P: 43 ERA: 2.57 WHIP: 0.857															<b>PITCHER</b>	
Jim McAndrew, R (8, 1) ERA: 5.65	IP: 1.0 WLS: L BF: 6 H: 2 R: 1 ER: 1 SO: 1 BB: 0 IBB: 0 HBP: 0 BLK: 0 WP: 0 HR: 0 S: 7 P: 11 ERA: 9.00 WHIP: 3.000															<b>PITCHER</b>	

**New York Mets @ Cincinnati Reds**  
Riverfront Stadium, Cincinnati, OH  
Sun Jul 15 1973, 3:33 AM EDT  
Att: 35,121 - Unknown

AB	28
R	3
H	6
RBI	3
BB	4
SO	4
LOB	14



Batter	1	2	3	4	5	6	7	8	9	AB	R	H	RBI	BB	SO	LOB	TOP																
Wayne Garrett, L (1, 5) OBP: 0.332, SLG: 0.349										3	0	0	0	2	2	0	<b>New York Mets @ Atlanta Braves</b> Atlanta Stadium, Atlanta, GA Mon Jul 16 1973, 7:05 PM EDT Att: 7,688 - Unknown																
Felix Milten, R (1, 4) OBP: 0.327, SLG: 0.363										4	1	2	0	1	0	1																	
Willie Mays, R (1, 8) OBP: 0.292, SLG: 0.359										4	1	2	0	0	1	3																	
Cleon Jones, R (1, 7) OBP: 0.313, SLG: 0.433										5	2	2	3	0	0	3																	
John Milner, L (1, 3) OBP: 0.300, SLG: 0.394										5	0	0	0	0	1	4																	
Ed Kranepool, L (1, 9) OBP: 0.316, SLG: 0.339										3	0	1	0	0	0	0																	
Rusty Staub, L (6, 9) OBP: 0.355, SLG: 0.409										2	0	2	0	0	0	0																	
Ron Hodges, L (1, 2) OBP: 0.301, SLG: 0.325										4	0	0	1	0	0	2																	
Duffy Dyer, R (6, PH) OBP: 0.244, SLG: 0.235										1	0	0	0	0	0	2																	
Bud Harrelson, S (1, 6) OBP: 0.350, SLG: 0.297										4	1	1	0	0	0	2																	
Jerry Koosman, R (1, 1) OBP: 0.136, SLG: 0.140										3	1	1	1	0	2	2																	
Buzz Capra, R (7, 1) OBP: 0.154, SLG: 0.231										0	0	0	0	0	0	0																	
Ray Sadecki, L (7, 1) OBP: 0.347, SLG: 0.333										0	0	0	0	0	0	0																	
Jim Beauchamp, R (8, PH) OBP: 0.347, SLG: 0.333										1	0	0	0	0	0	0																	
John Strohmayr, R (8, 1) OBP: 0.333, SLG: 0.200										0	0	0	0	0	0	0																	
<b>Inning Stats</b>	R: 0 E: 0 K: 2 S: 7	H: 0 LOB: 2 BB: 1 P: 12	R: 0 E: 0 K: 0 S: 3	H: 0 LOB: 0 BB: 0 P: 3	R: 0 E: 0 K: 1 S: 5	H: 3 LOB: 2 BB: 0 P: 5	R: 2 E: 1 K: 1 S: 9	H: 3 LOB: 2 BB: 0 P: 9	R: 2 E: 0 K: 1 S: 7	H: 2 LOB: 0 BB: 1 P: 7	R: 0 E: 0 K: 0 S: 4	H: 1 LOB: 1 BB: 0 P: 4	R: 0 E: 0 K: 0 S: 3	H: 0 LOB: 1 BB: 1 P: 7	R: 0 E: 1 K: 0 S: 5	H: 2 LOB: 2 BB: 0 P: 5	1B: 8 2B: 2 3B: 0 HR: 1	SF: 0 SAC: 0 DP: 0 HBP: 1	WP: 3 PA: 43 PB: 0 CS: 0														
<b>PITCHER</b>	IP WLS BF H R ER SO BB IBB HBP BLK WP HR S P ERA WHIP																																
Phil Niekro, R (1, 1) ERA: 3.41	5.2		29	8	6	6	5	2	0	1	0	1	1	36	45	9.53	1.765																
Jim Panther, R (6, 1) ERA: 4.73	1.1	W	5	1	0	0	1	0	0	0	0	1	0	7	7	0.00	0.750																
Jimmy Freeman, L (8, 1) ERA: 5.88	2.0	S	9	2	0	0	0	1	0	0	0	1	0	8	12	0.00	1.500																

Batter	1	2	3	4	5	6	7	8	9	AB	R	H	RBI	BB	SO	LOB	BOTTOM																
Ralph Garr, L (1, 9) OBP: 0.302, SLG: 0.386										5	2	2	0	0	0	0	<b>New York Mets @ Atlanta Braves</b> Atlanta Stadium, Atlanta, GA Mon Jul 16 1973, 7:05 PM EDT Att: 7,688 - Unknown																
Marty Perez, R (1, 6) OBP: 0.307, SLG: 0.319										5	2	2	2	0	0	1																	
Darrell Evans, L (1, 5) OBP: 0.394, SLG: 0.580										2	1	1	1	1	0	0																	
Hank Aaron, R (1, 7) OBP: 0.358, SLG: 0.568										3	2	1	1	1	0	1																	
Jimmy Freeman, L (8, 1) OBP: 0.250, SLG: 0.250										1	0	0	0	0	0	1																	
Dusty Baker Jr., R (1, 8) OBP: 0.372, SLG: 0.436										4	0	1	2	0	1	1																	
Davey Johnson, R (1, 4) OBP: 0.354, SLG: 0.491										4	0	1	0	0	0	2																	
Dick Dietz, R (1, 3) OBP: 0.276, SLG: 0.377										1	0	1	0	1	0	0																	
Mike Lum, L (5, 3) OBP: 0.362, SLG: 0.461										1	0	1	0	1	0	0																	
Johnny Oates, L (1, 2) OBP: 0.298, SLG: 0.304										2	0	0	1	0	0	3																	
Paul Casanova, R (4, PR) OBP: 0.214, SLG: 0.296										1	0	0	0	0	0	1																	
Sonny Jackson, L (7, PH) OBP: 0.293, SLG: 0.271										0	0	0	1	0	0	0																	
Phil Niekro, R (1, 1) OBP: 0.199, SLG: 0.227										2	0	0	0	0	1	2																	
Jim Panther, R (6, 1) OBP: 0.352, SLG: 0.373										0	0	0	0	0	0	0																	
Chuck Goggin, S (7, PH) OBP: 0.352, SLG: 0.373										1	1	0	0	1	1	2																	
<b>Inning Stats</b>	R: 1 E: 0 K: 0 S: 4	H: 1 LOB: 0 BB: 0 P: 4	R: 0 E: 0 K: 0 S: 4	H: 1 LOB: 1 BB: 0 P: 4	R: 1 E: 0 K: 0 S: 4	H: 1 LOB: 0 BB: 0 P: 4	R: 1 E: 0 K: 2 S: 9	H: 2 LOB: 2 BB: 1 P: 13	R: 0 E: 0 K: 0 S: 4	H: 1 LOB: 1 BB: 0 P: 4	R: 0 E: 0 K: 0 S: 4	H: 3 LOB: 3 BB: 3 P: 21	R: 0 E: 0 K: 0 S: 3	H: 0 LOB: 1 BB: 1 P: 7	1B: 6 2B: 3 3B: 0 HR: 1	SF: 2 SAC: 1 DP: 0 HBP: 0	WP: 0 PA: 40 PB: 0 CS: 0																
<b>PITCHER</b>	IP WLS BF H R ER SO BB IBB HBP BLK WP HR S P ERA WHIP																																
Jerry Koosman, L (1, 1) ERA: 3.41	6.0	L	30	9	7	7	2	2	0	0	0	0	0	2	10	0.00	6.000																
Buzz Capra, R (7, 1) ERA: 5.17	0.1		4	1	0	0	0	1	1	0	0	0	0	2	10	0.00	6.000																
Ray Sadecki, L (7, 1) ERA: 3.14	0.2		2	0	1	1	1	0	0	0	0	0	0	4	4	13.50	0.000																
John Strohmayr, R (8, 1) ERA: 5.05	1.0		4	0	0	0	0	1	0	0	0	0	0	3	7	0.00	1.000																

**New York Mets @ Atlanta Braves**  
Atlanta Stadium, Atlanta, GA  
Mon Jul 16 1973, 7:05 PM EDT  
Att: 7,688 - Unknown

AB 39  
R 6  
H 11  
RBI 5  
BB 3  
SO 6  
LOB 19




**New York Mets @ Atlanta Braves**  
Atlanta Stadium, Atlanta, GA  
Mon Jul 16 1973, 7:05 PM EDT  
Att: 7,688 - Unknown

AB 32  
R 8  
H 10  
RBI 8  
BB 5  
SO 3  
LOB 14





Batter	1	2	3	4	5	6	7	8	9	AB	R	H	RBI	BB	SO	LOB	TOP																	
Wayne Garrett, L (1,5) OBP: 0.334, SLG: 0.348	4-0 BB		4-3			4-3			HR 1B	3	1	1	0	1	0	0	<b>New York Mets @ Atlanta Braves</b> Atlanta Stadium, Atlanta, GA Tue Jul 17 1973, 7:05 PM EDT Att: 8,161 - Unknown																	
Willie Mays, R (9,PH) OBP: 0.296, SLG: 0.363										1	0	1	2	0	0	0																		
Jerry Grote, R (9,5) OBP: 0.253, SLG: 0.271										0	0	0	0	0	0	0																		
Felix Milan, R (1,4) OBP: 0.328, SLG: 0.363	0-0 G6-3 1-2				0-0 5-3				L8 1B	5	0	2	0	0	0	2																		
Rusty Staub, L (1,9) OBP: 0.356, SLG: 0.418	0-0 F8				0-0 G6-4-3 1B				HR K	5	1	2	2	0	1	3																		
Cleon Jones, R (1,7) OBP: 0.319, SLG: 0.430		0-0 6-3			0-0 G6-4-3 1-2				HR 1B	3	1	1	0	1	0	1																		
John Milner, L (1,3) OBP: 0.303, SLG: 0.410		0-3 K			0-0 1B SF8				HR 1B	4	2	2	2	0	1	1																		
Ron Hodges, L (1,2) OBP: 0.299, SLG: 0.321		0-0 E5			0-0 1B				HR 4-3	4	0	1	0	0	0	0																		
Don Hahn, R (1,8) OBP: 0.278, SLG: 0.333		0-3 K			0-0 SF8				HR 1B	3	1	2	1	0	1	1																		
Bud Harrelson, S (1,6) OBP: 0.345, SLG: 0.292			0-0 F7		0-0 F7				HR 1B	3	0	0	0	0	0	2																		
Ed Kranepool, L (9,PH) OBP: 0.320, SLG: 0.339									HR 1B	0	0	0	0	1	0	0																		
Ted Martinez, R (9,FR) OBP: 0.270, SLG: 0.254									HR BB	0	1	0	0	0	0	0																		
Tug McGraw, R (11,1) OBP: 0.111, SLG: 0.111			0-3 K		0-3 K				HR 1B	2	0	0	0	0	0	2																		
John Strohmeier, R (7,1) OBP: 0.333, SLG: 0.200									HR 1B	0	0	0	0	0	0	0																		
Ken Bozwell, L (8,PH) OBP: 0.253, SLG: 0.338									HR 1B	1	1	1	1	0	0	0																		
Buzz Capra, R (8,1) OBP: 0.300, SLG: 0.340									HR 1B	0	0	0	0	0	0	0																		
Jim Beauchamp, R (9,PH) OBP: 0.300, SLG: 0.340									HR 1B	1	1	1	1	0	0	0																		
Harry Parker, R (9,1) OBP: 0.118, SLG: 0.118									HR 1B	0	0	0	0	0	0	0																		
<b>Inning Stats</b>	R: 0 E: 0 K: 0 S: 2	H: 0 LOB: 0 BB: 1 P: 6	R: 0 E: 1 K: 2 S: 8	H: 0 LOB: 1 BB: 0 P: 8	R: 0 E: 0 K: 1 S: 5	H: 0 LOB: 0 BB: 0 P: 5	R: 0 E: 0 K: 0 S: 3	H: 1 LOB: 0 BB: 0 P: 3	R: 1 E: 0 K: 1 S: 7	H: 2 LOB: 1 BB: 0 P: 7	R: 0 E: 0 K: 0 S: 3	H: 1 LOB: 0 BB: 1 P: 6	R: 0 E: 0 K: 0 S: 3	H: 1 LOB: 0 BB: 0 P: 3	R: 7 E: 0 K: 1 S: 13	H: 8 LOB: 2 BB: 1 P: 17		1B: 11 2B: 0 3B: 0 HR: 2	SF: 1 SAC: 0 DP: 5 HBP: 0	WP: 0 PB: 0 SB: 0 CS: 0	PA: 39													
<b>PITCHER</b>	IP WLS BF H R ER SO BB IBB HBP BLK WP HR S P ERA WHIP																																	
Carl Morton, R (1,1) ERA: 3.46	8.1	32	9	5	5	4	2	0	0	0	0	0	2	38	46	5.40		1.320																
Adrian Devine, R (9,1) ERA: 8.1	0.1	L	4	2	1	1	0	1	0	0	0	0	0	3	7	27.00		9.000																
Tom House, L (9,1) ERA: 6.0	0.1		3	2	2	2	1	0	0	0	0	0	0	5	5	54.00	6.000																	

Batter	1	2	3	4	5	6	7	8	9	AB	R	H	RBI	BB	SO	LOB	BOTTOM																
Ralph Garr, L (1,9) OBP: 0.306, SLG: 0.396	0-0 HR		F2		0-0 1B				4-3	5	2	3	1	0	0	1	<b>New York Mets @ Atlanta Braves</b> Atlanta Stadium, Atlanta, GA Tue Jul 17 1973, 7:05 PM EDT Att: 8,161 - Unknown																
Marty Perez, R (1,6) OBP: 0.308, SLG: 0.328	0-0 F3		4-0 BB 1B		0-0 P6				K	4	2	1	2	1	1	2																	
Darrell Evans, L (1,5) OBP: 0.394, SLG: 0.575	1-0 HBP		4-0 BB 1B SF8		0-0 3-1				K	3	1	0	0	1	2	2																	
Hank Aaron, R (1,7) OBP: 0.360, SLG: 0.578	0-0 P4		0-3 K		4-0 1B				K	3	1	1	1	1	1	3																	
Sonny Jackson, L (9,7) OBP: 0.291, SLG: 0.269	0-0 P4		0-0 K		0-0 BB 1B				K	1	0	0	0	0	1	0																	
Dusty Baker Jr., R (1,8) OBP: 0.369, SLG: 0.433	0-0 F8		0-0 1B		0-0 F3				6-3	5	0	1	1	0	0	2																	
Davey Johnson, R (1,4) OBP: 0.351, SLG: 0.486		0-0 F7		0-0 SF8		0-0 F9			K	3	0	0	1	0	1	1																	
Mike Lum, L (1,3) OBP: 0.364, SLG: 0.461		0-0 1B		0-0 K		0-0 FC6-4 1B			F9	4	0	2	0	0	1	1																	
Paul Casanova, R (1,2) OBP: 0.217, SLG: 0.293		0-0 E9 1B		0-0 F7		0-0 FC6-4			5-3	4	1	1	0	0	0	2																	
Carl Morton, R (1,1) OBP: 0.232, SLG: 0.340		4-0 1B		0-0 1B		0-3 K			K	3	0	1	0	1	2	0																	
Adrian Devine, R (9,1) OBP: 0.333, SLG: 0.333									K	0	0	0	0	0	0	0																	
Tom House, L (9,1) OBP: 0.167, SLG: 0.333		3-H BB							K	0	0	0	0	0	0	0																	
<b>Inning Stats</b>	R: 1 E: 0 K: 0 S: 4	H: 1 LOB: 1 BB: 0 P: 5	R: 1 E: 1 K: 0 S: 4	H: 2 LOB: 1 BB: 1 P: 8	R: 2 E: 0 K: 2 S: 8	H: 1 LOB: 1 BB: 2 P: 16	R: 0 E: 0 K: 0 S: 5	H: 2 LOB: 2 BB: 0 P: 5	R: 0 E: 0 K: 0 S: 4	H: 1 LOB: 2 BB: 1 P: 8	R: 3 E: 0 K: 2 S: 10	H: 3 LOB: 0 BB: 0 P: 10	R: 0 E: 0 K: 1 S: 5	H: 0 LOB: 0 BB: 0 P: 5	R: 0 E: 0 K: 2 S: 7	H: 0 LOB: 0 BB: 0 P: 7	R: 0 E: 0 K: 2 S: 7	H: 0 LOB: 0 BB: 0 P: 7	1B: 7 2B: 0 3B: 0 HR: 3	SF: 1 SAC: 0 DP: 0 HBP: 1	WP: 1 PB: 0 SB: 0 CS: 0	PA: 41											
<b>PITCHER</b>	IP WLS BF H R ER SO BB IBB HBP BLK WP HR S P ERA WHIP																																
Tug McGraw, L (1,1) ERA: 6.17	6.0	32	10	7	6	4	4	0	0	0	0	0	0	5	5	9.00	2.333																
John Strohmeier, R (7,1) ERA: 4.91	1.0		3	0	0	0	1	0	0	0	0	0	0	5	5	0.00	0.000																
Buzz Capra, R (8,1) ERA: 4.86	1.0	W	3	0	0	0	2	0	0	0	0	0	0	7	7	0.00	0.000																
Harry Parker, R (9,1) ERA: 3.73	1.0	S	3	0	0	0	2	0	0	0	0	0	0	7	7	0.00	0.000																





Batter	1	2	3	4	5	6	7	8	9	AB	R	H	RBI	BB	SO	LOB	TOP											
Wayne Garrett, L (1,5) OBP: 0.341, SLG: 0.358										4	2	3	1	1	0	1												
Felix Milán, R (1,4) OBP: 0.331, SLG: 0.366										6	2	3	0	0	0	3												
Rusty Staub, L (1,9) OBP: 0.358, SLG: 0.436										5	3	2	5	1	0	3												
Cleon Jones, R (1,7) OBP: 0.311, SLG: 0.414										4	0	0	1	1	2	3												
John Milner, L (1,3) OBP: 0.312, SLG: 0.427										5	2	3	3	1	0	1												
Ron Hodges, L (1,2) OBP: 0.312, SLG: 0.310										3	1	0	0	3	0	1												
Don Hahn, R (1,8) OBP: 0.308, SLG: 0.333										3	0	1	0	3	1	2												
Bud Harrelson, S (1,6) OBP: 0.340, SLG: 0.288										6	1	1	1	0	1	9												
Tom Seaver, R (1,1) OBP: 0.236, SLG: 0.235										5	1	2	0	0	1	3												
<b>Inning Stats</b>	R: 0 E: 0 K: 0 S: 4	H: 1 LOB: 1 BB: 0 P: 4	R: 3 E: 1 K: 0 S: 4	H: 0 LOB: 1 BB: 3 P: 16	R: 1 E: 0 K: 0 S: 5	H: 2 LOB: 2 BB: 1 P: 9	R: 0 E: 0 K: 1 S: 7	H: 2 LOB: 0 BB: 0 P: 7	R: 0 E: 0 K: 0 S: 5	H: 0 LOB: 0 BB: 0 P: 5	R: 0 E: 0 K: 0 S: 4	H: 1 LOB: 1 BB: 0 P: 4	R: 0 E: 0 K: 1 S: 5	H: 0 LOB: 3 BB: 3 P: 17	R: 5 E: 0 K: 1 S: 10	H: 5 LOB: 2 BB: 2 P: 18	R: 3 E: 0 K: 1 S: 9	H: 4 LOB: 2 BB: 1 P: 13	1B: 11 2B: 1 3B: 0 HR: 3	SF: 2 SAC: 0 DP: 0 HBP: 0	WP: 0 PB: 0 CS: 0	PA: 53						
<b>PITCHER</b>	IP	WLS	BF	H	R	ER	SO	BB	IBB	HBP	BLK	WP	HR	S	P	ERA	WHIP											
Roric Harrison, R (1,1) ERA: 2.86	2.1	L	15	3	4	2	0	4	0	0	0	0	0	1	11	27	7.71	3.000										
Max Leon, R (3,1) ERA:	2.2		10	2	0	0	2	0	0	0	0	0	0	0	14	21	0.00	0.750										
Tom House, L (6,1) ERA: 5.68	2.0		10	1	0	0	1	3	0	0	0	0	0	9	14	0.00	2.000											
Jimmy Freeman, L (8,1) ERA: 7.27	0.0		4	3	4	4	0	1	0	0	0	0	0	3	7	∞	∞											
Jim Panther, R (8,1) ERA: 5.72	2.0		14	6	4	4	2	2	0	0	0	0	2	16	24	18.00	4.000											

New York Mets @ Atlanta Braves  
Atlanta Stadium, Atlanta, GA  
Wed Jul 18 1973, 7:05 PM EDT  
Att: 10,548 - Unknown

AB 41  
R 12  
H 15  
RBI 11  
BB 10  
SO 5  
LOB 26



Batter	1	2	3	4	5	6	7	8	9	AB	R	H	RBI	BB	SO	LOB	BOTTOM										
Ralph Garr, L (1,9) OBP: 0.303, SLG: 0.392										4	0	0	0	0	1	1											
Marty Pérez, R (1,6) OBP: 0.310, SLG: 0.328										3	1	1	0	1	1	0											
Darrell Evans, L (1,5) OBP: 0.393, SLG: 0.574										4	1	1	0	0	1	1											
Dusty Baker Jr., R (1,8) OBP: 0.371, SLG: 0.436										4	0	2	1	0	0	0											
Mike Lum, L (1,7) OBP: 0.360, SLG: 0.455										4	0	0	0	0	3	3											
Davey Johnson, R (1,4) OBP: 0.347, SLG: 0.481										4	0	0	0	0	1	2											
Frank Tepedino, L (1,3) OBP: 0.328, SLG: 0.396										3	0	1	0	1	0	1											
Paul Casanova, R (1,2) OBP: 0.206, SLG: 0.279										3	0	0	0	0	0	1											
Jimmy Freeman, L (8,1) OBP: 0.250, SLG: 0.250										0	0	0	0	0	0	0											
Jim Panther, R (8,1)										0	0	0	0	0	0	0											
Norm Miller, L (9,PH) OBP: 0.400, SLG: 0.636										1	0	0	0	0	1	2											
Roric Harrison, R (1,1) OBP: 0.071, SLG: 0.214										0	0	0	0	0	0	0											
Max Leon, R (3,1)										1	0	0	0	0	0	1											
Chuck Goggin, S (5,PH) OBP: 0.382, SLG: 0.385										1	0	0	0	0	1	0											
Tom House, L (6,1) OBP: 0.187, SLG: 0.333										0	0	0	0	0	0	0											
Freddie Velazquez, R (8,2)										1	0	0	0	0	0	0											
<b>Inning Stats</b>	R: 0 E: 0 K: 1 S: 5	H: 0 LOB: 0 BB: 0 P: 5	R: 0 E: 0 K: 1 S: 5	H: 0 LOB: 0 BB: 0 P: 5	R: 0 E: 0 K: 1 S: 5	H: 0 LOB: 1 BB: 1 P: 9	R: 2 E: 1 K: 1 S: 8	H: 2 LOB: 1 BB: 0 P: 8	R: 0 E: 0 K: 1 S: 5	H: 0 LOB: 0 BB: 0 P: 5	R: 0 E: 0 K: 1 S: 6	H: 1 LOB: 1 BB: 0 P: 6	R: 0 E: 0 K: 1 S: 5	H: 0 LOB: 0 BB: 0 P: 5	R: 0 E: 0 K: 1 S: 5	H: 0 LOB: 1 BB: 1 P: 9	R: 0 E: 0 K: 1 S: 7	H: 2 LOB: 2 BB: 0 P: 7	1B: 3 2B: 2 3B: 0 HR: 0	SF: 0 SAC: 0 DP: 0 HBP: 0	WP: 0 PB: 0 CS: 0	PA: 35					
<b>PITCHER</b>	IP	WLS	BF	H	R	ER	SO	BB	IBB	HBP	BLK	WP	HR	S	P	ERA	WHIP										
Tom Seaver, R (1,1) ERA: 2.02	9.0	W	35	5	2	1	9	2	0	0	0	0	0	51	59	1.00	0.778										

New York Mets @ Atlanta Braves  
Atlanta Stadium, Atlanta, GA  
Wed Jul 18 1973, 7:05 PM EDT  
Att: 10,548 - Unknown

AB 33  
R 2  
H 5  
RBI 1  
BB 2  
SO 9  
LOB 12





Batter	1	2	3	4	5	6	7	8	9	AB	R	H	RBI	BB	SO	LOB	TOP					
Willie Mays, R OBP: 0.299, SLG: 0.360										4	0	1	0	1	0	6	<b>New York Mets @ Houston Astros</b> Astrodome, Houston, TX Fri Jul 20, 1973, 8:05 PM EDT Att: 20,731 - Unknown					
Felix Milan, R OBP: 0.329, SLG: 0.366										5	1	1	0	0	0	2						
Rusty Staub, L OBP: 0.354, SLG: 0.431										4	0	0	0	0	1	2						
Cleon Jones, R OBP: 0.302, SLG: 0.400										4	0	0	0	0	0	2						
John Milner, L OBP: 0.314, SLG: 0.433										4	0	2	1	0	0	0						
Duffy Dyer, R OBP: 0.250, SLG: 0.247										4	0	2	0	0	0	2						
Wayne Garrett, L OBP: 0.343, SLG: 0.371										4	1	2	1	0	0	2						
Bud Harrelson, S OBP: 0.344, SLG: 0.294										3	0	2	0	0	1	0						
Jim Beauchamp, R OBP: 0.353, SLG: 0.341										1	0	0	0	0	1	1						
Ted Martinez, R OBP: 0.270, SLG: 0.254										0	0	0	0	0	0	0						
Jon Matlack, L OBP: 0.238, SLG: 0.111										3	0	1	0	0	0	3						
Don Hahn, R OBP: 0.304, SLG: 0.329										1	0	0	0	0	0	0						
<b>Inning Stats</b>	R: 0 E: 0 K: 0 S: 4	H: 1 LOB: 1 BB: 0 P: 4	R: 0 E: 0 K: 0 S: 6	H: 3 LOB: 3 BB: 0 P: 6	R: 1 E: 0 K: 0 S: 5	H: 2 LOB: 1 BB: 0 P: 5	R: 1 E: 0 K: 1 S: 6	H: 1 LOB: 1 BB: 1 P: 10	R: 0 E: 0 K: 0 S: 3	H: 0 LOB: 0 BB: 0 P: 3	R: 0 E: 0 K: 0 S: 5	H: 3 LOB: 2 BB: 0 P: 5	R: 0 E: 0 K: 1 S: 5	H: 0 LOB: 0 BB: 0 P: 5	R: 0 E: 0 K: 1 S: 6	H: 1 LOB: 1 BB: 0 P: 6	R: 0 E: 0 K: 0 S: 3	H: 0 LOB: 0 BB: 0 P: 3	1B: 7 2B: 3 3B: 0 HR: 1	SF: 0 SAC: 0 DP: 1 HBP: 0	WP: 1 PB: 0 SB: 0 CS: 0	PA: 38
<b>PITCHER</b> Dave Roberts, L ERA: 2.82	IP: 9.0 WLS: W BF: 38 H: 11 R: 2 ER: 2 SO: 3 BB: 1 IBB: 0 HBP: 0 BLK: 0 WP: 1 HR: 1 S: 43 P: 47 ERA: 2.00 WHIP: 1.333															<b>PITCHER</b>	IP: 9.0 WLS: W BF: 38 H: 11 R: 2 ER: 2 SO: 3 BB: 1 IBB: 0 HBP: 0 BLK: 0 WP: 1 HR: 1 S: 43 P: 47 ERA: 2.00 WHIP: 1.333					

AB	37
R	2
H	11
RBI	2
BB	1
SO	3
LOB	20



Batter	1	2	3	4	5	6	7	8	9	AB	R	H	RBI	BB	SO	LOB	BOTTOM			
Roger Metzger, S OBP: 0.308, SLG: 0.354										4	0	1	0	0	1	0	<b>New York Mets @ Houston Astros</b> Astrodome, Houston, TX Fri Jul 20, 1973, 8:05 PM EDT Att: 20,731 - Unknown			
Tommy Helms, R OBP: 0.324, SLG: 0.366										4	1	1	0	0	0	1				
Cesar Cedeno, R OBP: 0.378, SLG: 0.545										3	1	1	2	1	1	1				
Bob Watson, R OBP: 0.407, SLG: 0.445										3	1	1	0	0	0	3				
Tommie Agee, R OBP: 0.299, SLG: 0.433										1	0	0	0	0	0	0				
Lee May, R OBP: 0.310, SLG: 0.456										4	1	1	1	0	1	2				
Doug Rader, R OBP: 0.330, SLG: 0.423										4	2	2	3	0	1	0				
Jimmy Wynn, R OBP: 0.329, SLG: 0.402										3	0	0	0	0	0	0				
Skip Jutze, R OBP: 0.298, SLG: 0.274										3	0	0	0	0	1	0				
Dave Roberts, L OBP: 0.122, SLG: 0.122										3	0	0	0	0	2	0				
<b>Inning Stats</b>	R: 0 E: 0 K: 1 S: 6	H: 1 LOB: 2 BB: 1 P: 10	R: 1 E: 0 K: 1 S: 6	H: 1 LOB: 0 BB: 0 P: 6	R: 0 E: 0 K: 0 S: 4	H: 1 LOB: 1 BB: 0 P: 4	R: 0 E: 0 K: 0 S: 3	H: 0 LOB: 0 BB: 0 P: 3	R: 0 E: 0 K: 2 S: 7	H: 0 LOB: 0 BB: 0 P: 7	R: 3 E: 0 K: 1 S: 8	H: 3 LOB: 0 BB: 0 P: 8	R: 0 E: 0 K: 1 S: 5	H: 0 LOB: 0 BB: 0 P: 5	R: 2 E: 1 K: 1 S: 7	H: 1 LOB: 0 BB: 0 P: 7	1B: 3 2B: 1 3B: 0 HR: 3	SF: 0 SAC: 0 DP: 0 HBP: 0	WP: 0 PB: 0 SB: 1 CS: 0	PA: 33
<b>PITCHER</b> Jon Matlack, L ERA: 3.45	IP: 8.0 WLS: L BF: 33 H: 7 R: 6 ER: 5 SO: 7 BB: 1 IBB: 0 HBP: 0 BLK: 0 WP: 0 HR: 3 S: 46 P: 50 ERA: 5.62 WHIP: 1.000															<b>PITCHER</b>	IP: 8.0 WLS: L BF: 33 H: 7 R: 6 ER: 5 SO: 7 BB: 1 IBB: 0 HBP: 0 BLK: 0 WP: 0 HR: 3 S: 46 P: 50 ERA: 5.62 WHIP: 1.000			





Batter	1	2	3	4	5	6	7	8	9	AB	R	H	RBI	BB	SO	LOB	TOP			
Wayne Garrett, L (1,5) OBP: 0.344, SLG: 0.367		4-3		5-3			1B 6-3 1B BB		2B 4-3 BB	3	2	0	0	2	1	4	<b>New York Mets @ Houston Astros</b> Astrodome, Houston, TX Sat Jul 21 1973, 8:05 PM EDT Att: 28,384 - Unknown  <b>AB 34</b> <b>R 5</b> <b>H 9</b> <b>RBI 4</b> <b>BB 7</b> <b>SO 4</b> <b>LOB 19</b> 			
Felix Milten, R (1,4) OBP: 0.330, SLG: 0.367	4-3 1B		2B		L7		6-3 1-2		F9	5	1	2	0	0	0	2				
Rusty Staub, L (1,9) OBP: 0.357, SLG: 0.434	4-3		6-3 1-H SF7		FC4 BB		E		4-3	4	2	2	1	1	0	2				
Cleon Jones, R (1,8) OBP: 0.305, SLG: 0.395	1-3		6-3		FC4 BB		E7		2B	4	0	1	1	1	0	3				
John Milner, L (1,7) OBP: 0.320, SLG: 0.440		F8	SF7		1-2 BB				1B	3	0	2	2	1	0	0				
Ed Kranepool, L (1,3) OBP: 0.320, SLG: 0.335		4-0	3-H		1-2 BB				1B	2	0	0	0	1	0	2				
Don Hahn, R (7,PH) OBP: 0.296, SLG: 0.320	BB	1B BB	6-3		F8				F7	2	0	0	0	0	3					
Jerry Grote, R (1,2) OBP: 0.253, SLG: 0.270		1-2 1B BB		L7					F8	4	0	1	0	0	0	0				
Bud Harrelson, S (1,6) OBP: 0.343, SLG: 0.289		4-0		6-3					F9	3	0	0	0	1	0	0				
Jerry Koosman, R (1,1) OBP: 0.146, SLG: 0.149		0-3							K	4	0	1	0	0	3	3				
Harry Parker, R (9,1) OBP: 0.118, SLG: 0.118	K								K	0	0	0	0	0	0	0				
<b>Inning Stats</b>	R: 0 E: 0 K: 1 S: 6	H: 1 LOB: 1 BB: 0 P: 6	R: 0 E: 0 K: 1 S: 6	H: 1 LOB: 3 BB: 2 P: 14	R: 2 E: 0 K: 0 S: 5	H: 2 LOB: 0 BB: 0 P: 5	R: 0 E: 0 K: 0 S: 4	H: 1 LOB: 1 BB: 0 P: 4	R: 0 E: 0 K: 0 S: 3	H: 0 LOB: 2 BB: 2 P: 11	R: 2 E: 1 K: 0 S: 5	H: 3 LOB: 1 BB: 1 P: 9	R: 0 E: 0 K: 1 S: 5	H: 0 LOB: 0 BB: 0 P: 5	R: 1 E: 0 K: 0 S: 4	H: 1 LOB: 2 BB: 2 P: 12	1B: 7 2B: 2 3B: 0 HR: 0	SF: 1 SAC: 0 DP: 0 HBP: 0	WP: 0 PB: 0 SB: 0 CS: 0	PA: 42
<b>PITCHER</b>	IP WLS BF H R ER SO BB IBB HBP BLK WP HR S P ERA WHIP																			
Ken Forsch, R (1,1) ERA: 3.83	6.2 L 31 7 4 4 3 5 0 0 0 0 0 0 32 52 5.40 1.800																			
Juan Pizarro, L (7,1) ERA: 8.75	1.1 5 1 0 0 1 0 0 0 0 0 0 7 7 0.00 0.750																			
Jim Crawford, L (9,1) ERA: 4.09	0.2 5 1 1 1 0 1 1 0 0 0 0 3 11 13.50 3.000																			
Cecil Upshaw, R (9,1) ERA: 5.76	0.1 1 0 0 0 0 0 0 0 0 0 0 1 1 0.00 0.000																			

Batter	1	2	3	4	5	6	7	8	9	AB	R	H	RBI	BB	SO	LOB	BOTTOM			
Roger Metzger, S (1,6) OBP: 0.306, SLG: 0.350	K		6-3			6-3			K	4	0	0	0	0	2	0	<b>New York Mets @ Houston Astros</b> Astrodome, Houston, TX Sat Jul 21 1973, 8:05 PM EDT Att: 28,384 - Unknown  <b>AB 31</b> <b>R 3</b> <b>H 5</b> <b>RBI 3</b> <b>BB 1</b> <b>SO 7</b> <b>LOB 7</b> 			
Tommy Helms, R (1,4) OBP: 0.326, SLG: 0.367	L6			G5-4-3 1B		F7			1B	4	0	2	0	0	0	0				
Cesar Cedeno, R (1,8) OBP: 0.377, SLG: 0.542	6-3		G5-4-3 1-2			HR			F7	4	1	1	0	0	0	2				
Bob Watson, R (1,7) OBP: 0.403, SLG: 0.440		6-3		6-3		F9			F9	4	0	0	0	0	0	2				
Lee May, R (1,3) OBP: 0.307, SLG: 0.451		P5			K				P5	4	0	0	0	0	2	2				
Doug Rader, R (1,5) OBP: 0.333, SLG: 0.442				HR		5-3			HR	3	2	2	3	0	0	0				
Jimmy Wynn, R (1,9) OBP: 0.329, SLG: 0.399					FC6-4 BB				6-3	2	0	0	0	1	0	0				
Skip Jutze, R (1,2) OBP: 0.293, SLG: 0.269			F9		FC6-4				6-3	3	0	0	0	0	1	0				
Ken Forsch, R (1,1) OBP: 0.103, SLG: 0.089						K			K	2	0	0	0	0	2	0				
Juan Pizarro, L (7,1) OBP: 0.296, SLG: 0.430						K			K	0	0	0	0	0	0	0				
Tommie Agee, R (6,PH) OBP: 0.308, SLG: 0.333										1	0	0	0	0	1	0				
Jim Crawford, L (9,1) OBP: 0.308, SLG: 0.333										0	0	0	0	0	0	0				
Cecil Upshaw, R (9,1) ERA: 3.67										0	0	0	0	0	0	0				
<b>Inning Stats</b>	R: 0 E: 0 K: 1 S: 5	H: 0 LOB: 0 BB: 0 P: 5	R: 1 E: 0 K: 0 S: 4	H: 1 LOB: 0 BB: 0 P: 4	R: 0 E: 0 K: 1 S: 5	H: 0 LOB: 0 BB: 0 P: 5	R: 0 E: 0 K: 0 S: 3	H: 1 LOB: 0 BB: 0 P: 3	R: 0 E: 0 K: 1 S: 5	H: 0 LOB: 1 BB: 1 P: 9	R: 2 E: 0 K: 1 S: 7	H: 2 LOB: 0 BB: 0 P: 7	R: 0 E: 0 K: 2 S: 7	H: 0 LOB: 0 BB: 0 P: 7	R: 0 E: 0 K: 0 S: 4	H: 1 LOB: 1 BB: 0 P: 4	1B: 3 2B: 0 3B: 0 HR: 2	SF: 0 SAC: 0 DP: 1 HBP: 0	WP: 0 PB: 0 SB: 0 CS: 0	PA: 32
<b>PITCHER</b>	IP WLS BF H R ER SO BB IBB HBP BLK WP HR S P ERA WHIP																			
Jerry Koosman, L (1,1) ERA: 3.4	8.0 W 29 5 3 3 7 1 0 0 0 0 0 2 42 46 3.38 0.750																			
Harry Parker, R (9,1) ERA: 3.67	1.0 S 3 0 0 0 0 0 0 0 0 0 0 3 3 0.00 0.000																			



Batter	1	2	3	4	5	6	7	8	9	AB	R	H	RBI	BB	SO	LOB	TOP										
Willie Mays, R OBP: 0.292, SLG: 0.351 (1, 8)										4	0	0	0	0	0	3	2										
Felix Milten, R OBP: 0.332, SLG: 0.371 (1, 4)										4	1	2	0	0	0	1											
Rusty Staub, L OBP: 0.359, SLG: 0.444 (1, 9)										4	1	2	1	0	1	1											
Cleon Jones, R OBP: 0.304, SLG: 0.390 (1, 7)										4	0	1	1	0	1	2											
John Milner, L OBP: 0.322, SLG: 0.439 (1, 3)										3	0	1	0	1	0	0											
Jerry Grote, R OBP: 0.241, SLG: 0.256 (1, 2)										4	0	0	0	0	0	4											
Wayne Garrett, L OBP: 0.343, SLG: 0.366 (1, 5)										4	1	1	0	0	1	0											
Bud Harrelson, S OBP: 0.345, SLG: 0.290 (1, 6)										3	0	1	0	1	1	0											
Tom Seaver, R OBP: 0.224, SLG: 0.222 (1, 1)										3	0	0	1	0	1	1											
<b>Inning Stats</b>	R: 2 E: 0 K: 0 S: 6	H: 4 LOB: 1 BB: 0 P: 6	R: 0 E: 0 K: 1 S: 5	H: 0 LOB: 0 BB: 0 P: 5	R: 0 E: 0 K: 1 S: 6	H: 1 LOB: 1 BB: 0 P: 6	R: 0 E: 0 K: 1 S: 5	H: 0 LOB: 0 BB: 0 P: 5	R: 0 E: 0 K: 2 S: 8	H: 1 LOB: 1 BB: 0 P: 8	R: 0 E: 0 K: 1 S: 5	H: 0 LOB: 0 BB: 0 P: 5	R: 1 E: 0 K: 1 S: 6	H: 1 LOB: 1 BB: 1 P: 10	R: 0 E: 0 K: 1 S: 6	H: 1 LOB: 2 BB: 0 P: 10	R: 0 E: 0 K: 0 S: 3	H: 0 LOB: 0 BB: 0 P: 3	1B: 5 2B: 2 3B: 1 HR: 0	SF: 0 SAC: 1 DP: 1 HBP: 0	WP: 0 PB: 0 SB: 2 CS: 0	PA: 36					
<b>PITCHER</b>	IP	WLS	BF	H	R	ER	SO	BB	IBB	HBP	BLK	WP	HR	S	P	ERA	WHIP										
Jerry Reuss, L ERA: 3.3 (1, 1)	7.0	L	28	7	3	3	7	1	0	0	0	0	0	41	45	3.86	1.143										
Don Wilson, R ERA: 3.37 (8, 1)	2.0		8	1	0	0	1	0	1	0	0	0	0	9	13	0.00	0.500										

New York Mets @ Houston Astros  
Astrodome, Houston, TX  
Sun Jul 22 1973, 4:33 AM EDT  
Att: 27,663 - Unknown

AB 33  
R 3  
H 8  
RBI 3  
BB 2  
SO 8  
LOB 11



Batter	1	2	3	4	5	6	7	8	9	AB	R	H	RBI	BB	SO	LOB	BOTTOM										
Roger Metzger, S OBP: 0.303, SLG: 0.347 (1, 6)										4	0	0	0	0	2	1											
Tommy Helms, R OBP: 0.327, SLG: 0.369 (1, 4)										4	1	2	0	0	0	0											
Cesar Cedeno, R OBP: 0.378, SLG: 0.544 (1, 8)										4	0	2	1	0	0	1											
Bob Watson, R OBP: 0.402, SLG: 0.446 (1, 7)										4	1	1	1	0	1	2											
Doug Rader, R OBP: 0.329, SLG: 0.437 (1, 5)										4	0	0	0	0	1	1											
Lee May, R OBP: 0.306, SLG: 0.449 (1, 3)										4	0	1	0	0	2	0											
Hector Torres, R OBP: 0.182, SLG: 0.100 (8, FR)										0	0	0	0	0	0	0											
Jimmy Wynn, R OBP: 0.329, SLG: 0.396 (1, 9)										3	0	0	0	1	0	1											
Johnny Edwards, L OBP: 0.292, SLG: 0.397 (1, 2)										3	0	2	0	0	0	1											
Tommie Agee, R OBP: 0.298, SLG: 0.430 (7, FR)										0	0	0	0	0	0	0											
Skip Jutze, R OBP: 0.291, SLG: 0.267 (8, 2)										1	0	0	0	0	0	1											
Jerry Reuss, L OBP: 0.190, SLG: 0.200 (1, 1)										2	0	0	0	0	2	1											
Jimmy Stewart, S OBP: 0.319, SLG: 0.200 (7, PH)										1	0	0	0	0	1	1											
Don Wilson, R OBP: 0.216, SLG: 0.260 (8, 1)										0	0	0	0	0	0	0											
<b>Inning Stats</b>	R: 1 E: 1 K: 2 S: 9	H: 2 LOB: 1 BB: 0 P: 9	R: 0 E: 0 K: 2 S: 8	H: 1 LOB: 1 BB: 0 P: 8	R: 0 E: 0 K: 1 S: 6	H: 1 LOB: 1 BB: 0 P: 6	R: 0 E: 0 K: 1 S: 5	H: 0 LOB: 1 BB: 1 P: 9	R: 0 E: 0 K: 1 S: 5	H: 0 LOB: 0 BB: 0 P: 5	R: 1 E: 0 K: 0 S: 4	H: 1 LOB: 0 BB: 0 P: 4	R: 0 E: 0 K: 2 S: 8	H: 1 LOB: 1 BB: 0 P: 8	R: 0 E: 0 K: 0 S: 3	H: 1 LOB: 0 BB: 0 P: 3	R: 0 E: 0 K: 0 S: 4	H: 1 LOB: 1 BB: 0 P: 4	1B: 5 2B: 2 3B: 0 HR: 1	SF: 0 SAC: 0 DP: 1 HBP: 0	WP: 0 PB: 0 SB: 1 CS: 0	PA: 35					
<b>PITCHER</b>	IP	WLS	BF	H	R	ER	SO	BB	IBB	HBP	BLK	WP	HR	S	P	ERA	WHIP										
Tom Seaver, R ERA: 2.02 (1, 1)	9.0	W	35	8	2	2	9	1	0	0	0	0	1	52	56	2.00	1.000										

New York Mets @ Houston Astros  
Astrodome, Houston, TX  
Sun Jul 22 1973, 4:33 AM EDT  
Att: 27,663 - Unknown

AB 34  
R 2  
H 8  
RBI 2  
BB 1  
SO 9  
LOB 10





Batter	1	2	3	4	5	6	7	8	9	AB	R	H	RBI	BB	SO	LOB	TOP					
Wayne Garrett, L (1,5) OBP: 0.345, SLG: 0.367	F8		1B		F8			4-3 1B		4	0	2	0	0	0	0	<b>New York Mets @ St. Louis Cardinals</b> Busch Stadium, St. Louis, MO Thu Jul 26 1973, 7:05 PM CDT Unknown					
Felix Milan, R (1,4) OBP: 0.334, SLG: 0.372 Ken Boswell, L (6,4) OBP: 0.250, SLG: 0.333	BB		F8			G3-4 1B		4-3 1-2		2	0	1	0	1	0	1						
Rusty Staub, L (1,9) OBP: 0.355, SLG: 0.439	FC6 G6-3 1-2		4-3			G3-4 1-2		G3		4	0	0	0	0	0	4						
Cleon Jones, R (1,8) OBP: 0.309, SLG: 0.402	G6-3 1-2			K					E7 4-3 1B	4	0	2	0	0	1	2						
John Milner, L (1,7) OBP: 0.321, SLG: 0.440		E7 SF7				G3			4-3	4	1	1	0	0	0	2						
Ed Kranepool, L (1,3) OBP: 0.313, SLG: 0.330		SF7		F5			4-3		1-3	3	0	0	1	0	0	2						
Ron Hodges, L (1,2) OBP: 0.302, SLG: 0.299 Jim McAndrew, R (7,1) OBP: 0.400, SLG: 0.214 Jim Beauchamp, R (9,PH) OBP: 0.346, SLG: 0.333		6-3		K			K		K	3	0	0	0	0	2	1						
Bud Harrelson, S (1,6) OBP: 0.342, SLG: 0.287 Ted Martinez, R (6,6) OBP: 0.298, SLG: 0.253		F7			4-3		P5			2	0	0	0	0	0	0						
Jon Matlack, L (1,1) OBP: 0.233, SLG: 0.108 Don Hahn, R (5,PH) OBP: 0.293, SLG: 0.316 John Strohmayr, R (5,1) OBP: 0.333, SLG: 0.200 Duffy Dyer, R (7,2) OBP: 0.249, SLG: 0.246			K			K		K		1	0	0	0	0	1	0						
										1	0	0	0	0	1	0						
										0	0	0	0	0	0	1						
										1	0	0	0	0	1	0						
<b>Inning Stats</b>	R: 0 E: 1 K: 0 S: 3	H: 0 LOB: 1 BB: 1 P: 7	R: 1 E: 1 K: 0 S: 4	H: 0 LOB: 0 BB: 0 P: 4	R: 0 E: 0 K: 1 S: 6	H: 1 LOB: 1 BB: 0 P: 6	R: 0 E: 0 K: 2 S: 8	H: 1 LOB: 1 BB: 0 P: 8	R: 0 E: 0 K: 1 S: 5	H: 0 LOB: 0 BB: 0 P: 5	R: 0 E: 0 K: 1 S: 4	H: 2 LOB: 1 BB: 0 P: 4	R: 0 E: 0 K: 1 S: 5	H: 0 LOB: 0 BB: 0 P: 5	R: 0 E: 0 K: 1 S: 6	H: 1 LOB: 1 BB: 0 P: 6	R: 0 E: 1 K: 1 S: 6	H: 1 LOB: 1 BB: 0 P: 6	1B: 4 2B: 2 3B: 0 HR: 0	SF: 1 SAC: 0 DP: 2 HBP: 0	WP: 0 PB: 0 SB: 0 CS: 0	PA: 34
<b>PITCHER</b> Bob Gibson, R (1,1) ERA: 2.82	IP: 9.0 WLS: W BF: 34 H: 6 R: 1 ER: 0 SO: 7 BB: 1 IBB: 0 HBP: 0 BLK: 0 WP: 0 HR: 0 S: 47 P: 51 ERA: 0.00 WHIP: 0.778											<b>PITCHER</b>	IP: 0 WLS: 0 BF: 0 H: 0 R: 0 ER: 0 SO: 0 BB: 0 IBB: 0 HBP: 0 BLK: 0 WP: 0 HR: 0 S: 0 P: 0 ERA: 0.00 WHIP: 0.00									

Batter	1	2	3	4	5	6	7	8	9	AB	R	H	RBI	BB	SO	LOB	BOTTOM			
Lou Brock, L (1,7) OBP: 0.353, SLG: 0.368 Bake McBride, L (6,7) OBP: 0.500, SLG: 0.500	1-3	1B BB		K	3-1	1-3		1-3 2-H 1B		3	1	0	0	1	1	0	<b>New York Mets @ St. Louis Cardinals</b> Busch Stadium, St. Louis, MO Thu Jul 26 1973, 7:05 PM CDT Unknown			
Ted Sizemore, R (1,4) OBP: 0.377, SLG: 0.327 Dave Campbell, R (7,4) OBP: 0.236, SLG: 0.216	F3	1B 1-3 1B		1B 1B	F9		P4	5-3		4	2	2	1	0	0	0				
Joe Torre, R (1,3) OBP: 0.398, SLG: 0.432	1B	1B E 1B		K	1B		5-3			5	1	3	1	0	1	1				
Ted Simmons, S (1,2) OBP: 0.354, SLG: 0.417 Tim McCarver, L (7,2) OBP: 0.316, SLG: 0.359	1B	E5 1B		1B	F9			3B		4	0	3	1	0	0	1				
Luis Melendez, R (1,8) OBP: 0.320, SLG: 0.317 Jose Cruz, L (7,PH) OBP: 0.315, SLG: 0.392	K	F9		1B		4-3	3-1			4	0	1	1	0	1	3				
Ken Reitz, R (1,5) OBP: 0.266, SLG: 0.358		1B 2B	F7		WP HR 1B	2B 2B		1B HBP		4	4	3	0	0	0	0				
Bernie Carbo, L (1,9) OBP: 0.389, SLG: 0.387		G4-6-3 1B BB	4-3		WP HR 1B	1B 2B		F9		4	3	2	1	1	0	1				
Mike Tyson, R (1,6) OBP: 0.290, SLG: 0.306		G4-6-3 1B BB			HR BB	6-3		1B HBP		2	1	1	1	2	0	1				
Bob Gibson, R (1,1) OBP: 0.222, SLG: 0.288	G4-6-3 1-2 2-3		K		HR			P3		5	1	2	5	0	1	5				
										1B: 14 2B: 3 3B: 1 HR: 1	SF: 0 SAC: 0 DP: 1 HBP: 2	WP: 1 PB: 0 SB: 0 CS: 0	PA: 47							
<b>Inning Stats</b>	R: 0 E: 0 K: 1 S: 7	H: 2 LOB: 2 BB: 0 P: 7	R: 5 E: 1 K: 0 S: 7	H: 5 LOB: 2 BB: 2 P: 15	R: 0 E: 0 K: 1 S: 5	H: 0 LOB: 1 BB: 1 P: 9	R: 1 E: 0 K: 2 S: 9	H: 3 LOB: 1 BB: 0 P: 9	R: 4 E: 0 K: 0 S: 7	H: 4 LOB: 1 BB: 1 P: 11	R: 2 E: 0 K: 0 S: 6	H: 3 LOB: 1 BB: 0 P: 6	R: 0 E: 0 K: 0 S: 4	H: 1 LOB: 1 BB: 0 P: 4	R: 1 E: 0 K: 0 S: 4	H: 1 LOB: 2 BB: 0 P: 6	1B: 14 2B: 3 3B: 1 HR: 1	SF: 0 SAC: 0 DP: 1 HBP: 2	WP: 1 PB: 0 SB: 0 CS: 0	PA: 47
<b>PITCHER</b> Jon Matlack, L (1,1) ERA: 3.66 John Strohmayr, R (5,1) ERA: 6.05 Jim McAndrew, R (7,1) ERA: 5.62	IP: 4.0 WLS: L BF: 23 H: 10 R: 6 ER: 6 SO: 4 BB: 1 IBB: 0 HBP: 0 BLK: 0 WP: 1 HR: 1 S: 13 P: 17 ERA: 27.00 WHIP: 4.000											<b>PITCHER</b>	IP: 0 WLS: 0 BF: 0 H: 0 R: 0 ER: 0 SO: 0 BB: 0 IBB: 0 HBP: 0 BLK: 0 WP: 0 HR: 0 S: 0 P: 0 ERA: 0.00 WHIP: 0.00							

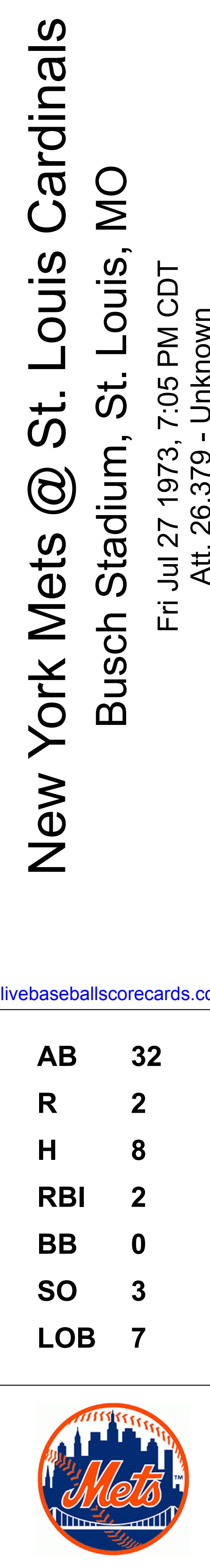


Batter	1	2	3	4	5	6	7	8	9	AB	R	H	RBI	BB	SO	LOB	TOP										
Wayne Garrett, L (1, 5) OBP: 0.343, SLG: 0.366	F2		1B		F8			3-1		4	0	1	0	0	0	1	<b>New York Mets @ St. Louis Cardinals</b> Busch Stadium, St. Louis, MO Thu Jul 26 1973, 7:05 PM CDT Att: 35,557 - Unknown										
Felix Milan, R (1, 4) OBP: 0.333, SLG: 0.370	F8		1B		4-3			1B		4	0	1	0	0	1	3											
Rusty Staub, L (1, 9) OBP: 0.352, SLG: 0.434	4-3		5-3		P4			F7		4	0	0	0	0	3												
Cleon Jones, R (1, 8) OBP: 0.322, SLG: 0.408		1B	1B		F9			1B		3	1	2	0	1	0	0											
John Milner, L (1, 7) OBP: 0.324, SLG: 0.441		1B	1B		F9			1B		4	0	2	0	0	1	1											
Ed Kranepool, L (1, 3) OBP: 0.314, SLG: 0.330		1B	1B					1B		3	0	1	0	0	0	2											
Jim Beauchamp, R (9, PH) OBP: 0.340, SLG: 0.326		1B	1B					1B		1	0	0	0	0	2												
Jerry Grote, R (1, 2) OBP: 0.230, SLG: 0.244		1B	1B					1B		4	0	0	1	0	0	3											
Bud Harrelson, S (1, 6) OBP: 0.347, SLG: 0.286		1B	1B					1B		1	0	0	0	2	0	0											
Willie Mays, R (9, PH) OBP: 0.291, SLG: 0.348		1B	1B					1B		1	0	0	0	0	1	1											
Jerry Koosman, R (1, 1) OBP: 0.146, SLG: 0.149		1B	1B					1B		0	0	0	0	0	0	0											
Ken Boswell, L (8, PH) OBP: 0.247, SLG: 0.329		1B	1B					1B		1	0	0	0	0	0	0											
Harry Parker, R (8, 1) OBP: 0.118, SLG: 0.118		1B	1B					1B		0	0	0	0	0	0	0											
<b>Inning Stats</b>	R: 0 E: 0 K: 0 S: 3	H: 0 LOB: 0 BB: 0 P: 3	R: 0 E: 0 K: 0 S: 4	H: 2 LOB: 1 BB: 0 P: 4	R: 0 E: 0 K: 1 S: 6	H: 1 LOB: 2 BB: 1 P: 10	R: 0 E: 0 K: 0 S: 3	H: 1 LOB: 1 BB: 1 P: 7	R: 0 E: 0 K: 0 S: 3	H: 0 LOB: 1 BB: 0 P: 7	R: 0 E: 0 K: 0 S: 5	H: 0 LOB: 0 BB: 0 P: 5	R: 0 E: 0 K: 0 S: 3	H: 0 LOB: 0 BB: 0 P: 3	R: 0 E: 0 K: 0 S: 4	H: 1 LOB: 1 BB: 0 P: 4	R: 1 E: 0 K: 1 S: 7	H: 2 LOB: 1 BB: 0 P: 7	1B: 7 2B: 1 3B: 0 HR: 0	SF: 0 SAC: 2 DP: 1 HBP: 0	WP: 0 PB: 0 SB: 0 CS: 0	PA: 35					
<b>PITCHER</b>	IP	WLS	BF	H	R	ER	SO	BB	IBB	HBP	BLK	WP	HR	S	P	ERA	WHIP										
Alan Foster, R (1, 1) ERA: 3.12	8.0	W	31	6	1	1	2	3	0	0	0	0	0	32	44	1.12	1.125										
Al Hrabosky, L (9, 1) ERA: 2.11	0.1		2	1	0	0	0	0	0	0	0	0	0	2	2	0.00	3.000										
Diego Segui, R (9, 1) ERA: 2.55	0.2	S	2	0	0	0	1	0	0	0	0	0	0	4	4	0.00	0.000										
<b>Batter</b>	<b>1</b>	<b>2</b>	<b>3</b>	<b>4</b>	<b>5</b>	<b>6</b>	<b>7</b>	<b>8</b>	<b>9</b>	<b>AB</b>	<b>R</b>	<b>H</b>	<b>RBI</b>	<b>BB</b>	<b>SO</b>	<b>LOB</b>	<b>BOTTOM</b>										
Lou Brock, L (1, 7) OBP: 0.350, SLG: 0.364	F7		F7		4-3			K		4	0	0	0	0	1	0	<b>New York Mets @ St. Louis Cardinals</b> Busch Stadium, St. Louis, MO Thu Jul 26 1973, 7:05 PM CDT Att: 35,557 - Unknown										
Ted Sizemore, R (1, 4) OBP: 0.372, SLG: 0.323	6-3		F7					6-3		4	0	0	0	0	0	0											
Joe Torre, R (1, 3) OBP: 0.399, SLG: 0.440	K		BB					E6		3	1	1	1	1	1	0											
Ted Simmons, S (1, 2) OBP: 0.350, SLG: 0.412		K	P6					K		4	0	0	0	0	2	2											
Luis Melendez, R (1, 8) OBP: 0.320, SLG: 0.317		1B	1B		K			4-3		3	1	1	0	0	1	1											
Ken Reitz, R (1, 5) OBP: 0.270, SLG: 0.359		1B	1B		F7			5-3		2	0	1	0	0	0	1											
Bernie Carbo, L (1, 9) OBP: 0.388, SLG: 0.393		1B	1B		G6-3			F6		3	0	1	1	0	0	2											
Mike Tyson, R (1, 6) OBP: 0.290, SLG: 0.304		1B	1B					F8		2	0	0	0	1	0	1											
Alan Foster, R (1, 1) ERA: 3.31		1B	1B					5-3		3	0	0	0	0	2	3											
Al Hrabosky, R (9, 1) ERA: 3.75		1B	1B					6-3		0	0	0	0	0	0	0											
<b>Inning Stats</b>	R: 0 E: 0 K: 1 S: 5	H: 0 LOB: 0 BB: 0 P: 5	R: 1 E: 0 K: 2 S: 9	H: 3 LOB: 2 BB: 1 P: 13	R: 0 E: 0 K: 0 S: 3	H: 0 LOB: 1 BB: 1 P: 7	R: 0 E: 0 K: 1 S: 5	H: 0 LOB: 0 BB: 0 P: 5	R: 0 E: 0 K: 1 S: 6	H: 0 LOB: 1 BB: 0 P: 6	R: 0 E: 0 K: 0 S: 3	H: 0 LOB: 1 BB: 0 P: 4	R: 0 E: 0 K: 1 S: 6	H: 0 LOB: 0 BB: 0 P: 6	R: 1 E: 0 K: 1 S: 6	H: 1 LOB: 0 BB: 0 P: 6	1B: 2 2B: 1 3B: 0 HR: 1	SF: 0 SAC: 0 DP: 1 HBP: 1	WP: 0 PB: 0 SB: 0 CS: 0	PA: 31							
<b>PITCHER</b>	IP	WLS	BF	H	R	ER	SO	BB	IBB	HBP	BLK	WP	HR	S	P	ERA	WHIP										
Jerry Koosman, L (1, 1) ERA: 3.31	7.0	L	27	3	1	1	0	2	0	1	0	0	0	36	45	1.29	0.714										
Harry Parker, R (8, 1) ERA: 3.75	1.0		4	1	1	1	1	0	0	0	0	0	1	6	6	9.00	1.000										



Batter	1	2	3	4	5	6	7	8	9	AB	R	H	RBI	BB	SO	LOB	TOP					
Wayne Garrett, L (1,5) X OBP: 0.339, SLG: 0.361	0-0 4-3			0-0 F7		0-0 F7		0-0 4-3		4	0	0	0	0	0	0	<b>New York Mets @ St. Louis Cardinals</b> Busch Stadium, St. Louis, MO Fri Jul 27 1973, 7:05 PM CDT Att: 26,379 - Unknown <a href="http://livebaseballscorecards.com">livebaseballscorecards.com</a>					
Felix Milten, R (1,4) X OBP: 0.335, SLG: 0.372	0-0 6-3			0-0 FC6-4 1B		0-0 2B 1B		0-0 5-3		4	1	2	0	0	0	0						
Rusty Staub, L (1,9) X OBP: 0.353, SLG: 0.440	0-0 3-1			0-0 F6		0-0 1-H 2B			0-0 L4-6 2B	4	0	2	1	0	0	1						
Cleon Jones, R (1,8) OBP: 0.313, SLG: 0.396		0-3 K		0-0 FC6-4 1-2		0-0 P3			0-0 L4-6 2-3	4	0	0	0	0	1	3						
John Milner, L (1,7) OBP: 0.326, SLG: 0.454	0-0 4-3				0-0 HR				0-0 G6-3 1B	4	1	2	1	0	0	0						
Ed Kranepool, L (1,3) OBP: 0.309, SLG: 0.324	0-0 4-3				0-0 4-3				0-0 1-2 G6-3	3	0	0	0	0	0	1						
Jerry Grote, R (1,2) OBP: 0.233, SLG: 0.247			0-0 6-3		0-0 6-3				0-0 FC6-4 1B	3	0	1	0	0	0	0						
Bud Harrelson, S (1,6) OBP: 0.346, SLG: 0.286				0-0 G4-3-6 1B		0-0 4-3			0-0 FC6-4 1-2	3	0	1	0	0	0	1						
Tom Seaver, R (1,1) OBP: 0.213, SLG: 0.211			0-0 G4-3-6 1-2			0-3 K		0-3 K		3	0	0	0	0	2	1						
<b>Inning Stats</b>	R: 0 E: 0 K: 0 S: 3	H: 0 LOB: 0 BB: 0 P: 3	R: 0 E: 0 K: 1 S: 5	H: 0 LOB: 0 BB: 0 P: 5	R: 0 E: 0 K: 0 S: 3	H: 1 LOB: 0 BB: 0 P: 3	R: 0 E: 0 K: 0 S: 4	H: 1 LOB: 1 BB: 0 P: 4	R: 1 E: 0 K: 0 S: 4	H: 1 LOB: 0 BB: 0 P: 4	R: 1 E: 0 K: 1 S: 7	H: 2 LOB: 1 BB: 0 P: 7	R: 0 E: 0 K: 0 S: 4	H: 2 LOB: 1 BB: 0 P: 4	R: 0 E: 0 K: 1 S: 5	H: 0 LOB: 0 BB: 0 P: 5	R: 0 E: 0 K: 0 S: 3	H: 1 LOB: 0 BB: 0 P: 3	1B: 5 2B: 3 3B: 0 HR: 1	SF: 0 SAC: 0 DP: 3 HBP: 0	WP: 0 PB: 0 SB: 0 CS: 0	PA: 32
<b>PITCHER</b> Rick Wise, R (1,1) ERA: 3.04	IP: 9.0 WLS: L BF: 32 H: 8 R: 2 ER: 2 SO: 3 BB: 0 IBB: 0 HBP: 0 BLK: 0 WP: 0 HR: 1 S: 38 P: 38 ERA: 2.00 WHIP: 0.889															<b>PITCHER</b>	IP: 9.0 WLS: W BF: 36 H: 9 R: 1 ER: 1 SO: 8 BB: 2 IBB: 0 HBP: 0 BLK: 0 WP: 0 HR: 0 S: 50 P: 58 ERA: 1.00 WHIP: 1.222					

Batter	1	2	3	4	5	6	7	8	9	AB	R	H	RBI	BB	SO	LOB	BOTTOM					
Lou Brock, L (1,7) X OBP: 0.354, SLG: 0.371	0-0 1B G6-3 1B		0-0 4-3 2B		0-0 1-2 1B		0-0 F7			4	1	3	0	0	0	1	<b>New York Mets @ St. Louis Cardinals</b> Busch Stadium, St. Louis, MO Fri Jul 27 1973, 7:05 PM CDT Att: 26,379 - Unknown <a href="http://livebaseballscorecards.com">livebaseballscorecards.com</a>					
Ted Sizemore, R (1,4) X OBP: 0.371, SLG: 0.322	0-0 G6-3 1B		0-0 4-3 2-3		0-0 F9		0-3 K			4	0	1	0	0	1	4						
Joe Torre, R (1,3) X OBP: 0.395, SLG: 0.435	0-0 G6-3 1-2 3-H		0-3 K		0-3 K			0-3 K		4	0	0	0	0	3	4						
Ted Simmons, S (1,2) X OBP: 0.350, SLG: 0.413	0-0 F8			0-0 2B		0-0 G3		0-0 F8		4	0	1	0	0	0	0						
Bernie Carbo, L (1,9) OBP: 0.397, SLG: 0.406 (8, PR)		4-0 FC6-4 BB		0-3 K		0-0 1B		0-0 2B		3	0	2	0	1	1	1						
Bake McBride, L (8, PR) (9, 8) OBP: 0.500, SLG: 0.500										0	0	0	0	0	0	0						
Luis Melendez, R (1,8) OBP: 0.316, SLG: 0.313 (8, PH)		0-0 FC6-4		0-3 K		0-0 F7		0-3 K		3	0	0	0	0	1	3						
Tim McCarver, L (8, PH) (9, 9) OBP: 0.314, SLG: 0.357			0-0 CS							1	0	0	0	0	1	1						
Bill Stein, R (9, 9) OBP: 0.311, SLG: 0.259		0-0 1-2								0	0	0	0	0	0	0						
Ken Reitz, R (1,5) OBP: 0.270, SLG: 0.361	0-0 1-2 2B		0-0 4-3		0-0 F7		0-0 F7		0-0 P6	4	0	1	0	0	0	2						
Mike Tyson, R (1,6) OBP: 0.293, SLG: 0.304	0-0 6-3				4-0 1B BB		0-0 SH1-4 1B		0-0 F9	3	0	1	0	1	0	1						
Rick Wise, R (1,1) OBP: 0.224, SLG: 0.226 (9, PH)			0-0 F8		0-0 P2		0-0 SH1-4		0-3 K	2	0	0	0	0	0	1						
Jose Cruz, L (9, PH) (9, 8) OBP: 0.315, SLG: 0.390										1	0	0	0	0	1	0						
<b>Inning Stats</b>	R: 1 E: 0 K: 0 S: 4	H: 2 LOB: 0 BB: 0 P: 4	R: 0 E: 0 K: 0 S: 3	H: 1 LOB: 1 BB: 1 P: 7	R: 0 E: 0 K: 1 S: 6	H: 1 LOB: 0 BB: 0 P: 6	R: 0 E: 0 K: 2 S: 8	H: 1 LOB: 1 BB: 0 P: 8	R: 0 E: 0 K: 0 S: 6	H: 1 LOB: 1 BB: 0 P: 10	R: 0 E: 0 K: 0 S: 4	H: 1 LOB: 1 BB: 0 P: 4	R: 0 E: 0 K: 1 S: 6	H: 1 LOB: 1 BB: 0 P: 6	R: 0 E: 0 K: 2 S: 8	H: 1 LOB: 1 BB: 0 P: 8	R: 0 E: 0 K: 0 S: 5	H: 0 LOB: 0 BB: 0 P: 5	1B: 5 2B: 4 3B: 0 HR: 0	SF: 0 SAC: 1 DP: 1 HBP: 0	WP: 0 PB: 0 SB: 1 CS: 1	PA: 36
<b>PITCHER</b> Tom Seaver, R (1,1) ERA: 1.96	IP: 9.0 WLS: W BF: 36 H: 9 R: 1 ER: 1 SO: 8 BB: 2 IBB: 0 HBP: 0 BLK: 0 WP: 0 HR: 0 S: 50 P: 58 ERA: 1.00 WHIP: 1.222															<b>PITCHER</b>	IP: 9.0 WLS: W BF: 36 H: 9 R: 1 ER: 1 SO: 8 BB: 2 IBB: 0 HBP: 0 BLK: 0 WP: 0 HR: 0 S: 50 P: 58 ERA: 1.00 WHIP: 1.222					






Batter	1	2	3	4	5	6	7	8	9	AB	R	H	RBI	BB	SO	LOB	TOP					
Ron Hunt, R OBP: 0.412, SLG: 0.337 Pat Jarvis, R (5, 1)	5-3				1-3		FC6-4 BB		3-1	3	1	1	0	0	0	0						
Clyde Mashore, R OBP: 0.311, SLG: 0.352 Bill Stoneman, R (7, 1) Ron Fairly, L (9, PH) Mike Jorgensen, L OBP: 0.355, SLG: 0.450	5-3 1B		1B 2B		1B 2B		FC6-4 BB			4	1	3	1	0	0	1						
Ron Woods, R OBP: 0.341, SLG: 0.314	5-3		FC6-4		1B			F8		4	0	1	1	0	0	2						
Hal Breedren, R OBP: 0.375, SLG: 0.538	6-3		FC6-4		F8			K		4	0	0	0	0	1	3						
Bob Bailey, R OBP: 0.378, SLG: 0.521		L7			F9			5-3		4	0	0	0	0	0	0						
Ken Singleton, S OBP: 0.405, SLG: 0.471					F9			5-3		4	0	1	0	0	0	0						
John Boccabella, R OBP: 0.303, SLG: 0.338									F9													
John Boccabella, R OBP: 0.303, SLG: 0.338			FC4-6 1B						E7 6-3	4	1	1	0	0	0	1						
Pepe Frias, R OBP: 0.238, SLG: 0.263					1-3				6-3	4	0	0	1	0	1	2						
Mike Torrez, R OBP: 0.238, SLG: 0.262 Mickey Scott, L Jim Cox, R OBP: 0.333, SLG: 0.375									6-3	0	0	0	0	0	0	0						
Mike Torrez, R OBP: 0.238, SLG: 0.262 Mickey Scott, L Jim Cox, R OBP: 0.333, SLG: 0.375					2-3				F8 1B	1	0	0	0	0	1	0						
Jim Cox, R OBP: 0.333, SLG: 0.375										3	0	1	0	0	0	0						
<b>Inning Stats</b>	R: 0 E: 0 K: 0 S: 4	H: 1 LOB: 1 BB: 0 P: 4	R: 0 E: 0 K: 1 S: 6	H: 1 LOB: 1 BB: 0 P: 6	R: 1 E: 0 K: 1 S: 7	H: 2 LOB: 1 BB: 0 P: 7	R: 0 E: 0 K: 0 S: 4	H: 1 LOB: 1 BB: 0 P: 4	R: 1 E: 0 K: 0 S: 5	H: 2 LOB: 1 BB: 0 P: 5	R: 0 E: 0 K: 0 S: 3	H: 0 LOB: 0 BB: 1 P: 3	R: 0 E: 0 K: 1 S: 3	H: 0 LOB: 0 BB: 1 P: 7	R: 0 E: 0 K: 1 S: 5	H: 0 LOB: 0 BB: 0 P: 5	R: 1 E: 1 K: 0 S: 5	H: 1 LOB: 1 BB: 0 P: 5	1B: 6 2B: 2 3B: 0 HR: 0	SF: 0 SAC: 0 DP: 0 HBP: 0	WP: 0 PB: 0 SB: 0 CS: 0	PA: 37
<b>PITCHER</b> George Stone, L ERA: 2.66	IP: 9.0 WLS: W BF: 37 H: 8 R: 3 ER: 2 SO: 3 BB: 1 IBB: 0 HBP: 0 BLK: 0 WP: 0 HR: 0 S: 42 P: 46 ERA: 2.00 WHIP: 1.000																					

TOP

Montreal Expos @ New York Mets  
Shea Stadium, Flushing, NY  
Sat Jul 28 1973, 7:05 PM EDT  
Att: 26,600 - Unknown

AB	36
R	3
H	8
RBI	3
BB	1
SO	3
LOB	10




Batter	1	2	3	4	5	6	7	8	9	AB	R	H	RBI	BB	SO	LOB	BOTTOM					
Wayne Garrett, L OBP: 0.340, SLG: 0.363	1B E 2B	L9	1B BB		6-3		4-3			4	2	1	0	1	0	0						
Felix Milan, R OBP: 0.338, SLG: 0.373	1B HR 2-3	BB BB	1B 1B		5-3		L7			4	1	2	0	1	0	0						
Rusty Staub, L OBP: 0.351, SLG: 0.435	E4 1B HR 1-2 3-H	BB BB	P5		F8		G3			4	1	0	1	1	0	4						
Cleon Jones, R OBP: 0.322, SLG: 0.399	HR 1B	BB BB	1B					6-3		4	1	2	2	1	1	0						
John Milner, L OBP: 0.331, SLG: 0.466	HR	K	K							4	2	2	4	1	2	5						
Ed Kranepool, L OBP: 0.307, SLG: 0.321	1-3		4-3 2B 1B		F6		E4 1B		F8	5	2	1	0	0	0	1						
Ron Hodges, L OBP: 0.287, SLG: 0.283	F7		4-3		G3		6-3		P5	5	0	0	0	0	0	3						
Bud Harrelson, S OBP: 0.353, SLG: 0.305	1-3		1B 2B							4	1	3	2	0	0	0						
George Stone, L OBP: 0.370, SLG: 0.370		L8	1B BB 1B		4-3		6-3			4	1	1	1	0	0	2						
<b>Inning Stats</b>	R: 5 E: 1 K: 0 S: 8	H: 4 LOB: 0 BB: 0 P: 8	R: 0 E: 0 K: 1 S: 5	H: 0 LOB: 3 BB: 3 P: 17	R: 4 E: 0 K: 1 S: 10	H: 5 LOB: 2 BB: 1 P: 14	R: 0 E: 0 K: 0 S: 4	H: 1 LOB: 1 BB: 0 P: 4	R: 0 E: 0 K: 0 S: 3	H: 0 LOB: 0 BB: 0 P: 3	R: 2 E: 1 K: 1 S: 8	H: 2 LOB: 1 BB: 0 P: 8	R: 0 E: 0 K: 0 S: 3	H: 0 LOB: 0 BB: 0 P: 3	R: 0 E: 0 K: 0 S: 3	H: 0 LOB: 1 BB: 1 P: 7	R: 0 E: 0 K: 0 S: 3	H: 0 LOB: 1 BB: 1 P: 7	1B: 8 2B: 3 3B: 0 HR: 1	SF: 0 SAC: 0 DP: 0 HBP: 0	WP: 0 PB: 0 SB: 0 CS: 0	PA: 43
<b>PITCHER</b> Mike Torrez, R ERA: 4.81 Mickey Scott, L ERA: 5.65 Pat Jarvis, R ERA: 2.89 Bill Stoneman, R ERA: 7.33	IP: 1.2 WLS: L BF: 13 H: 4 R: 5 ER: 4 SO: 4 BB: 1 IBB: 0 HBP: 0 BLK: 0 WP: 0 HR: 1 S: 10 P: 22 ERA: 21.60 WHIP: 4.200																					

BOTTOM

Montreal Expos @ New York Mets  
Shea Stadium, Flushing, NY  
Sat Jul 28 1973, 7:05 PM EDT  
Att: 26,600 - Unknown

AB	38
R	11
H	12
RBI	10
BB	5
SO	3
LOB	15










Batter	1	2	3	4	5	6	7	8	9	AB	R	H	RBI	BB	SO	LOB	TOP					
Ron Hunt, R OBP: 0.416, SLG: 0.338 (1, 4)	4-0 SH1-3 BB		4-0 S BB			0-0 6-3			0-0 SH3-4 2B 1B	2	1	1	0	2	0	0						
Ron Woods, R OBP: 0.345, SLG: 0.316 (1, 8)	0-0 SH1-3		0-0 P6			0-0 1-3			0-0 SH3-4	2	0	0	0	0	0	1						
Ken Singleton, S OBP: 0.403, SLG: 0.473 (1, 9)	0-3 K			0-0 L3		0-0 5-3			0-0 1B 2B	4	0	1	1	0	1	1						
Hal Breeden, R OBP: 0.364, SLG: 0.516 Mike Jorgensen, L OBP: 0.354, SLG: 0.363 (9, PR) (9, 3)	0-0 P3			0-3 K		0-0 6-3			0-0 1B	4	0	1	0	0	1	1						
Bob Bailey, R OBP: 0.382, SLG: 0.529 (1, 5)		0-3 K		0-0 P6		0-0 6-3			4-0 1B	3	0	0	0	1	1	0						
John Boccabella, R OBP: 0.297, SLG: 0.329 (1, 2)		0-0 5-3			0-0 5-3				0-0 IBB	4	0	0	0	0	0	2						
Clyde Mashore, R OBP: 0.310, SLG: 0.340 (1, 7)		0-3 K			0-3 K				0-0 L5	3	0	0	0	0	2	0						
Pepe Frias, R OBP: 0.248, SLG: 0.262 (1, 6)			0-0 4-3		0-0 1B				0-0 4-3	3	0	1	0	0	0	0						
Steve Rogers, R OBP: 0.333, SLG: 0.143 (1, 1)			0-3 K		0-0 3-4-1				0-3 K	3	0	0	0	0	2	1						
<b>Inning Stats</b>	R: 0 E: 0 K: 1 S: 5	H: 0 LOB: 1 BB: 1 P: 9	R: 0 E: 0 K: 2 S: 7	H: 0 LOB: 0 BB: 0 P: 7	R: 0 E: 0 K: 1 S: 5	H: 0 LOB: 1 BB: 1 P: 9	R: 0 E: 0 K: 1 S: 5	H: 0 LOB: 0 BB: 0 P: 5	R: 0 E: 0 K: 1 S: 6	H: 1 LOB: 1 BB: 0 P: 6	R: 0 E: 0 K: 0 S: 3	H: 0 LOB: 0 BB: 0 P: 3	R: 0 E: 0 K: 0 S: 3	H: 0 LOB: 0 BB: 0 P: 3	R: 0 E: 0 K: 1 S: 5	H: 0 LOB: 2 BB: 1 P: 9	R: 1 E: 0 K: 0 S: 5	H: 3 LOB: 2 BB: 1 P: 9	1B: 3 2B: 1 3B: 0 HR: 0	SF: 0 SAC: 2 DP: 0 HBP: 0	WP: 0 PB: 0 SB: 1 CS: 0	PA: 33
<b>PITCHER</b> Jon Matlack, L ERA: 3.51 (1, 1)	IP: 9.0 WLS: L BF: 33 H: 4 R: 1 ER: 1 SO: 7 BB: 2 IBB: 1 HBP: 0 BLK: 0 WP: 0 HR: 0 S: 44 P: 56 ERA: 1.00 WHIP: 0.667															<b>PITCHER</b>						

**Montreal Expos @ New York Mets**  
Shea Stadium, Flushing, NY  
Mon Jul 30 1973, 7:05 PM EDT  
Unknown


AB	28
R	1
H	4
RBI	1
BB	3
SO	7
LOB	6



Batter	1	2	3	4	5	6	7	8	9	AB	R	H	RBI	BB	SO	LOB	BOTTOM					
Wayne Garrett, L OBP: 0.347, SLG: 0.365 (1, 5)	0-0 G6-3 1B		4-0 G6-3 BB		0-0 F5			0-0 F9		3	0	1	0	1	0	2						
Felix Milan, R OBP: 0.338, SLG: 0.375 (1, 4)	0-0 G6-3 1-2f		0-0 G6-3 1-2f		0-0 P6			0-0 CS 1B		4	0	1	0	0	0	4						
Rusty Staub, L OBP: 0.358, SLG: 0.439 (1, 9)	4-0 BB			0-0 F8		0-0 G3-6-3 1B		0-0 L4		3	0	1	0	1	0	1						
Cleon Jones, R OBP: 0.329, SLG: 0.401 (1, 8)	0-3 K			0-0 FC3-6 1B		0-3 K		0-0 G3		4	0	1	0	0	2	3						
John Milner, L OBP: 0.325, SLG: 0.457 (1, 7)		0-0 3-1		0-0 FC3-6 1-2f		0-0 G3-6-3 1-2f		0-0 F9		4	0	0	0	0	0	2						
Ed Kranepool, L OBP: 0.307, SLG: 0.318 (1, 3)		0-0 FC4-6 1B		0-0 1-3			0-0 F8	0-0 F7		4	0	1	0	0	0	1						
Ron Hodges, L OBP: 0.286, SLG: 0.281 (1, 2)		0-0 FC4-6 1-2f			0-0 1B		0-0 G3	0-0 F6		4	0	1	0	0	0	1						
Bud Harrelson, S OBP: 0.351, SLG: 0.301 (1, 6)		0-0 FC6 1-2f			0-0 1B		4-0 BB			2	0	1	0	1	0	1						
Jon Matlack, L OBP: 0.217, SLG: 0.100 (1, 1)			0-0 4-3		0-0 F5		0-3 K			3	0	0	0	0	1	3						
<b>Inning Stats</b>	R: 0 E: 0 K: 1 S: 5	H: 1 LOB: 1 BB: 1 P: 9	R: 0 E: 0 K: 0 S: 4	H: 1 LOB: 0 BB: 0 P: 4	R: 0 E: 0 K: 0 S: 2	H: 0 LOB: 1 BB: 1 P: 6	R: 0 E: 0 K: 0 S: 4	H: 1 LOB: 1 BB: 0 P: 4	R: 0 E: 0 K: 0 S: 5	H: 2 LOB: 2 BB: 0 P: 5	R: 0 E: 0 K: 1 S: 5	H: 1 LOB: 0 BB: 0 P: 5	R: 0 E: 0 K: 1 S: 5	H: 0 LOB: 1 BB: 1 P: 9	R: 0 E: 0 K: 0 S: 4	H: 1 LOB: 1 BB: 0 P: 4	R: 0 E: 0 K: 0 S: 3	H: 0 LOB: 0 BB: 0 P: 3	1B: 7 2B: 0 3B: 0 HR: 0	SF: 0 SAC: 0 DP: 3 HBP: 0	WP: 0 PB: 0 SB: 0 CS: 1	PA: 34
<b>PITCHER</b> Steve Rogers, R ERA: 0.69 (1, 1)	IP: 9.0 WLS: W BF: 34 H: 7 R: 0 ER: 0 SO: 3 BB: 3 IBB: 0 HBP: 0 BLK: 0 WP: 0 HR: 0 S: 37 P: 49 ERA: 0.00 WHIP: 1.111															<b>PITCHER</b>						

**Montreal Expos @ New York Mets**  
Shea Stadium, Flushing, NY  
Mon Jul 30 1973, 7:05 PM EDT  
Unknown

AB	31
R	0
H	7
RBI	0
BB	3
SO	3
LOB	18





Batter	1	2	3	4	5	6	7	8	9	10	AB	R	H	RBI	BB	SO	LOB	TOP						
Ron Hunt, R OBP: 0.418, SLG: 0.338 (1.4)	L5			K																				
Ron Woods, R OBP: 0.344, SLG: 0.316 Mike Marshall, R OBP: 0.333, SLG: 0.263 (7.1)	1-3			F9		SH3-4				SH1-4								3 0 1 1 2 1 0						
Ken Singleton, S OBP: 0.403, SLG: 0.470 (1.9)	P4					K												3 0 1 0 0 0 0						
Hal Breeden, R OBP: 0.365, SLG: 0.510 (1.3)																		4 1 1 0 1 1 3						
Bob Bailey, R OBP: 0.365, SLG: 0.530 (1.5)																		4 0 1 0 1 0 3						
John Boccabella, R OBP: 0.296, SLG: 0.330 (1.2)																		3 2 1 0 2 0 1						
Clyde Mashore, R OBP: 0.252, SLG: 0.266 Mike Jorgensen, L OBP: 0.354, SLG: 0.366 (7.8)																		5 0 1 3 0 0 4						
Pepe Frias, R OBP: 0.262, SLG: 0.266 Ron Fairly, L OBP: 0.452, SLG: 0.447 (7.7)																		2 0 0 0 0 1 1						
Steve Renko, R OBP: 0.339, SLG: 0.321 Jim Lytle, L OBP: 0.365, SLG: 0.636 Larry Lintz, S OBP: 0.300, SLG: 0.222 (7.6)																		3 1 1 0 0 0 1						
																		2 0 1 1 0 1 0						
																		2 0 0 0 0 0 1						
																		1 0 0 0 0 0 1						
																		1 0 0 0 0 0 0						
<b>Inning Stats</b>	R: 0 E: 0 K: 0 S: 3	H: 0 LOB: 0 BB: 0 P: 3	R: 0 E: 0 K: 0 S: 3	H: 1 LOB: 0 BB: 0 P: 3	R: 0 E: 0 K: 1 S: 5	H: 0 LOB: 0 BB: 0 P: 5	R: 0 E: 0 K: 1 S: 6	H: 1 LOB: 1 BB: 0 P: 6	R: 1 E: 0 K: 2 S: 9	H: 2 LOB: 1 BB: 0 P: 9	R: 0 E: 0 K: 1 S: 5	H: 0 LOB: 3 BB: 0 P: 17	R: 1 E: 0 K: 0 S: 6	H: 3 LOB: 2 BB: 0 P: 6	R: 0 E: 0 K: 0 S: 3	H: 0 LOB: 0 BB: 0 P: 3	R: 0 E: 0 K: 0 S: 3	H: 0 LOB: 0 BB: 0 P: 3	R: 3 E: 0 K: 0 S: 4	H: 1 LOB: 1 BB: 3 P: 16	1B: 5 2B: 3 3B: 0 HR: 0	SF: 0 SAC: 2 DP: 1 HBP: 0	WP: 1 PA: 43	
<b>PITCHER</b>	IP WLS BF H R ER SO BB IBB HBP BLK WP HR S P ERA WHIP	IP WLS BF H R ER SO BB IBB HBP BLK WP HR S P ERA WHIP	IP WLS BF H R ER SO BB IBB HBP BLK WP HR S P ERA WHIP	IP WLS BF H R ER SO BB IBB HBP BLK WP HR S P ERA WHIP	IP WLS BF H R ER SO BB IBB HBP BLK WP HR S P ERA WHIP	IP WLS BF H R ER SO BB IBB HBP BLK WP HR S P ERA WHIP	IP WLS BF H R ER SO BB IBB HBP BLK WP HR S P ERA WHIP	IP WLS BF H R ER SO BB IBB HBP BLK WP HR S P ERA WHIP	IP WLS BF H R ER SO BB IBB HBP BLK WP HR S P ERA WHIP	IP WLS BF H R ER SO BB IBB HBP BLK WP HR S P ERA WHIP	IP WLS BF H R ER SO BB IBB HBP BLK WP HR S P ERA WHIP	IP WLS BF H R ER SO BB IBB HBP BLK WP HR S P ERA WHIP	IP WLS BF H R ER SO BB IBB HBP BLK WP HR S P ERA WHIP	IP WLS BF H R ER SO BB IBB HBP BLK WP HR S P ERA WHIP	IP WLS BF H R ER SO BB IBB HBP BLK WP HR S P ERA WHIP	IP WLS BF H R ER SO BB IBB HBP BLK WP HR S P ERA WHIP	IP WLS BF H R ER SO BB IBB HBP BLK WP HR S P ERA WHIP	IP WLS BF H R ER SO BB IBB HBP BLK WP HR S P ERA WHIP	IP WLS BF H R ER SO BB IBB HBP BLK WP HR S P ERA WHIP	IP WLS BF H R ER SO BB IBB HBP BLK WP HR S P ERA WHIP	IP WLS BF H R ER SO BB IBB HBP BLK WP HR S P ERA WHIP	IP WLS BF H R ER SO BB IBB HBP BLK WP HR S P ERA WHIP	IP WLS BF H R ER SO BB IBB HBP BLK WP HR S P ERA WHIP	IP WLS BF H R ER SO BB IBB HBP BLK WP HR S P ERA WHIP

Montreal Expos @ New York Mets  
Shea Stadium, Flushing, NY  
Mon Jul 30 1973, 7:05 PM EDT  
Att: 25,960 - Unknown


AB	35
R	5
H	8
RBI	5
BB	6
SO	5
LOB	16



Batter	1	2	3	4	5	6	7	8	9	10	AB	R	H	RBI	BB	SO	LOB	BOTTOM						
Wayne Garrett, L OBP: 0.350, SLG: 0.365 (1.5)																								
Felix Millan, R OBP: 0.340, SLG: 0.379 (1.4)																		3 0 1 0 2 0 1						
Rusty Staub, L OBP: 0.356, SLG: 0.436 (1.9)																		4 0 2 1 0 0 2						
Cleon Jones, R OBP: 0.325, SLG: 0.391 (7.7)																		5 0 1 0 0 0 3						
John Milner, L OBP: 0.322, SLG: 0.452 Don Hahn, R OBP: 0.286, SLG: 0.308 (7.8)																		4 1 0 0 1 0 3						
Ed Kranenpool, L OBP: 0.514, SLG: 0.325 (1.3)																		3 0 0 0 0 1 1						
Jerry Grote, R OBP: 0.220, SLG: 0.242 (1.2)																		2 0 0 0 0 1 2						
Bud Harrelson, S OBP: 0.350, SLG: 0.310 (1.6)																		5 0 3 1 0 0 0						
Tug McGraw, R OBP: 0.091, SLG: 0.091 Harry Parker, R OBP: 0.111, SLG: 0.111 Ken Boswell, L OBP: 0.253, SLG: 0.324 Buzz Capra, R (10.1)																		5 0 0 0 0 0 3						
																		AB 39						
																		R 2						
																		H 8						
																		RBI 2						
																		BB 3						
																		SO 4						
																		LOB 20						
<b>Inning Stats</b>	R: 0 E: 0 K: 0 S: 3	H: 0 LOB: 1 BB: 1 P: 7	R: 0 E: 0 K: 0 S: 3	H: 0 LOB: 0 BB: 0 P: 3	R: 0 E: 0 K: 1 S: 5	H: 0 LOB: 1 BB: 1 P: 9	R: 1 E: 1 K: 0 S: 5	H: 1 LOB: 1 BB: 0 P: 5	R: 1 E: 0 K: 1 S: 8	H: 3 LOB: 2 BB: 0 P: 8	R: 0 E: 0 K: 1 S: 7	H: 1 LOB: 2 BB: 0 P: 7	R: 0 E: 0 K: 0 S: 3	H: 0 LOB: 0 BB: 0 P: 3	R: 0 E: 0 K: 0 S: 4	H: 1 LOB: 1 BB: 0 P: 4	R: 0 E: 0 K: 0 S: 4	H: 1 LOB: 1 BB: 0 P: 4	R: 0 E: 0 K: 0 S: 4	H: 1 LOB: 1 BB: 0 P: 4	1B: 6 2B: 1 3B: 1 HR: 0	SF: 0 SAC: 1 DP: 0 HBP: 0	WP: 1 PA: 43	
<b>PITCHER</b>	IP WLS BF H R ER SO BB IBB HBP BLK WP HR S P ERA WHIP	IP WLS BF H R ER SO BB IBB HBP BLK WP HR S P ERA WHIP	IP WLS BF H R ER SO BB IBB HBP BLK WP HR S P ERA WHIP	IP WLS BF H R ER SO BB IBB HBP BLK WP HR S P ERA WHIP	IP WLS BF H R ER SO BB IBB HBP BLK WP HR S P ERA WHIP	IP WLS BF H R ER SO BB IBB HBP BLK WP HR S P ERA WHIP	IP WLS BF H R ER SO BB IBB HBP BLK WP HR S P ERA WHIP	IP WLS BF H R ER SO BB IBB HBP BLK WP HR S P ERA WHIP	IP WLS BF H R ER SO BB IBB HBP BLK WP HR S P ERA WHIP	IP WLS BF H R ER SO BB IBB HBP BLK WP HR S P ERA WHIP	IP WLS BF H R ER SO BB IBB HBP BLK WP HR S P ERA WHIP	IP WLS BF H R ER SO BB IBB HBP BLK WP HR S P ERA WHIP	IP WLS BF H R ER SO BB IBB HBP BLK WP HR S P ERA WHIP	IP WLS BF H R ER SO BB IBB HBP BLK WP HR S P ERA WHIP	IP WLS BF H R ER SO BB IBB HBP BLK WP HR S P ERA WHIP	IP WLS BF H R ER SO BB IBB HBP BLK WP HR S P ERA WHIP	IP WLS BF H R ER SO BB IBB HBP BLK WP HR S P ERA WHIP	IP WLS BF H R ER SO BB IBB HBP BLK WP HR S P ERA WHIP	IP WLS BF H R ER SO BB IBB HBP BLK WP HR S P ERA WHIP	IP WLS BF H R ER SO BB IBB HBP BLK WP HR S P ERA WHIP	IP WLS BF H R ER SO BB IBB HBP BLK WP HR S P ERA WHIP	IP WLS BF H R ER SO BB IBB HBP BLK WP HR S P ERA WHIP	IP WLS BF H R ER SO BB IBB HBP BLK WP HR S P ERA WHIP	IP WLS BF H R ER SO BB IBB HBP BLK WP HR S P ERA WHIP

Montreal Expos @ New York Mets  
Shea Stadium, Flushing, NY  
Mon Jul 30 1973, 7:05 PM EDT  
Att: 25,960 - Unknown

AB	39
R	2
H	8
RBI	2
BB	3
SO	4
LOB	20









Batter	1	2	3	4	5	6	7	8	9	AB	R	H	RBI	BB	SO	LOB	TOP			
Rennie Stennett, R (1,4) OBP: 0.275, SLG: 0.386			5-3		FC4-6			3-1		4	0	0	0	0	1	1				
Dave Parker, L (1,8) OBP: 0.200, SLG: 0.333			HBP			4-3		F5		3	0	0	0	0	1	0				
Al Oliver, L (1,3) OBP: 0.309, SLG: 0.467			F8			F5		K		4	0	1	0	0	1	1				
Willie Stargell, L (1,7) OBP: 0.372, SLG: 0.644			F8			K				4	0	1	0	0	2	1				
Richie Hebner, L (1,5) OBP: 0.357, SLG: 0.477		F8		F7			F8		3-1	4	0	0	0	0	0	1				
Richie Zisk, R (1,9) OBP: 0.388, SLG: 0.544				F9			G3			3	0	1	0	0	0	0				
Milt May, L (1,2) OBP: 0.351, SLG: 0.378						4-1		F8		3	0	0	0	0	1	1				
Dal Maxvill, R (1,6) OBP: 0.284, SLG: 0.281										3	0	1	0	0	2	1				
Steve Blass, R (1,1) OBP: 0.455, SLG: 0.545										0	0	0	0	0	0	0				
Bob Johnson, L (2,1)										2	0	0	0	0	2	1				
Dave Cash, R (8, PH) OBP: 0.334, SLG: 0.355										1	0	0	0	0	1	0				
John Lamb, R (8,1)										0	0	0	0	0	0	0				
<b>Inning Stats</b>	R: 0 H: 1 E: 0 K: 3 S: 10	H: 1 LOB: 1 BB: 0 P: 10	R: 0 H: 1 E: 0 K: 2 S: 8	H: 1 LOB: 1 BB: 0 P: 8	R: 0 H: 0 E: 0 K: 1 S: 5	LOB: 1 BB: 0 P: 6	R: 0 H: 0 E: 0 K: 0 S: 3	H: 0 LOB: 0 BB: 0 P: 3	R: 0 H: 1 E: 0 K: 1 S: 6	LOB: 1 BB: 0 P: 6	R: 0 H: 0 E: 0 K: 0 S: 3	H: 0 LOB: 0 BB: 0 P: 3	R: 0 H: 0 E: 0 K: 2 S: 7	H: 0 LOB: 0 BB: 0 P: 7	R: 0 H: 1 E: 0 K: 1 S: 6	LOB: 1 BB: 0 P: 6	1B: 1 2B: 3 3B: 0 HR: 0	SF: 0 SAC: 0 DP: 0 HBP: 1	WP: 0 PB: 0 CS: 0	PA: 32
<b>PITCHER</b> Tom Seaver, R (1,1) ERA: 1.87	IP: 9.0 WLS: W BF: 32 H: 4 R: 0 ER: 0 SO: 11 BB: 0 IBB: 0 HBP: 1 BLK: 0 WP: 0 HR: 0 S: 53 P: 54 ERA: 0.00 WHIP: 0.444															<b>PITCHER</b>				

Pittsburgh Pirates @ New York Mets  
Shea Stadium, Flushing, NY  
Wed Aug 01 1973, 7:05 PM EDT  
Unknown

AB	31
R	0
H	4
RBI	0
BB	0
SO	11
LOB	7



Batter	1	2	3	4	5	6	7	8	9	AB	R	H	RBI	BB	SO	LOB	BOTTOM			
Wayne Garrett, L (1,5) OBP: 0.352, SLG: 0.360	WP SH1-3 SF7 BB	HBP BB		F7			F8			2	1	0	1	2	0	2				
Felix Milan, R (1,4) OBP: 0.341, SLG: 0.378	SH1-3	HBP BB					F7			2	0	1	1	0	0	0				
Rusty Staub, L (1,9) OBP: 0.352, SLG: 0.429	SF7	F7					F9			2	0	0	1	1	0	3				
Cleon Jones, R (1,8) OBP: 0.310, SLG: 0.371	F9			F8			F8			4	0	0	0	0	0	1				
John Milner, L (1,7) OBP: 0.321, SLG: 0.447		BB BB 1-3 BB		F7			G3			3	1	0	0	1	0	1				
Ed Kranepool, L (1,3) OBP: 0.306, SLG: 0.316		P6		F8			F8			4	0	0	0	0	0	2				
Jerry Grote, R (1,2) OBP: 0.214, SLG: 0.235		1-3		F7			F8			3	0	0	0	0	0	1				
Bud Harrelson, S (1,6) OBP: 0.353, SLG: 0.312		BB BB HBP BB		1B 1B 1B			5-3			2	1	1	0	1	0	0				
Tom Seaver, R (1,1) OBP: 0.234, SLG: 0.220		HBP BB 1-2 2-3 BB		1B			K			2	0	1	0	1	1	0				
<b>Inning Stats</b>	R: 1 H: 0 E: 0 K: 0 S: 3	H: 0 LOB: 3 BB: 4 P: 20	R: 0 H: 0 E: 0 K: 0 S: 3	H: 0 LOB: 0 BB: 0 P: 3	R: 0 H: 3 E: 0 K: 0 S: 5	LOB: 3 BB: 0 P: 5	R: 0 H: 0 E: 0 K: 0 S: 3	H: 0 LOB: 0 BB: 0 P: 3	R: 0 H: 0 E: 0 K: 1 S: 5	LOB: 0 BB: 0 P: 5	R: 0 H: 0 E: 0 K: 0 S: 3	H: 0 LOB: 0 BB: 0 P: 3	R: 0 H: 0 E: 0 K: 0 S: 3	H: 0 LOB: 0 BB: 0 P: 3	R: 0 H: 0 E: 0 K: 0 S: 3	LOB: 0 BB: 0 P: 3	1B: 3 2B: 0 3B: 0 HR: 0	SF: 1 SAC: 1 DP: 0 HBP: 1	WP: 1 PB: 0 CS: 0	PA: 33
<b>PITCHER</b> Steve Blass, R (1,1) ERA: 10.4	IP: 1.2 WLS: L BF: 11 H: 3 R: 0 ER: 3 SO: 0 BB: 5 IBB: 0 HBP: 1 BLK: 0 WP: 0 HR: 0 S: 26 P: 26 ERA: 16.20 WHIP: 3.000															<b>PITCHER</b>				
Bob Johnson, R (2,1) ERA: 3.79	5.1 19 3 0 0 1 1 0 0 0 0 0 20 24 0.00 0.750																			
John Lamb, R (8,1) ERA: 4.87	1.0 3 0 0 0 0 0 0 0 0 0 3 3 0.00 0.000																			

Pittsburgh Pirates @ New York Mets  
Shea Stadium, Flushing, NY  
Wed Aug 01 1973, 7:05 PM EDT  
Unknown

AB	24
R	3
H	3
RBI	3
BB	6
SO	1
LOB	10





Batter	1	2	3	4	5	6	7	8	9	AB	R	H	RBI	BB	SO	LOB	TOP										
Dave Cash, R OBP: 0.335, SLG: 0.353 (1, 4)										4	0	1	0	1	1	2											
Manny Sanguillen, R OBP: 0.298, SLG: 0.435 (1, 2)										4	0	1	0	0	0	2											
Al Oliver, L OBP: 0.306, SLG: 0.462 (1, 8)										4	0	0	0	0	1	3											
Richie Zisk, R OBP: 0.372, SLG: 0.542 (1, 9)										4	1	2	0	0	0	1											
Bob Robertson, R OBP: 0.338, SLG: 0.416 (1, 3)										4	0	2	0	0	1	2											
Richie Hebner, L OBP: 0.353, SLG: 0.472 (1, 5)										4	0	0	0	0	2	4											
Rennie Stennett, R OBP: 0.274, SLG: 0.387 (1, 7)										4	1	1	0	0	0	3											
Dal Maxvill, R OBP: 0.283, SLG: 0.290 (1, 6)										4	0	1	2	0	0	2											
Nelson Briles, R OBP: 0.259, SLG: 0.333 (1, 1)										2	0	0	0	0	0	0											
Gene Clines, R OBP: 0.332, SLG: 0.370 (8, PH)										1	0	0	0	0	0	0											
Dave Giusti, R OBP: 0.429, SLG: 0.333 (8, PH)										0	0	0	0	0	0	0											
Willie Stargell, L OBP: 0.373, SLG: 0.645 (8, PH)										1	0	1	0	0	0	0											
<b>Inning Stats</b>	R: 0 E: 0 K: 0 S: 4	H: 1 LOB: 1 BB: 0 P: 4	R: 0 E: 0 K: 0 S: 4	H: 1 LOB: 1 BB: 0 P: 4	R: 0 E: 0 K: 0 S: 4	H: 1 LOB: 1 BB: 0 P: 4	R: 0 E: 0 K: 1 S: 6	H: 0 LOB: 0 BB: 0 P: 6	R: 0 E: 0 K: 0 S: 3	H: 0 LOB: 0 BB: 0 P: 3	R: 0 E: 0 K: 1 S: 6	H: 1 LOB: 1 BB: 0 P: 6	R: 0 E: 0 K: 1 S: 5	H: 0 LOB: 1 BB: 1 P: 9	R: 2 E: 0 K: 1 S: 9	H: 4 LOB: 2 BB: 0 P: 9	1B: 6 2B: 3 3B: 0 HR: 0	SF: 0 SAC: 0 DP: 0 HBP: 0	WP: 0 PB: 0 SB: 0 CS: 0	PA: 37							
<b>PITCHER</b>	IP	WLS	BF	H	R	ER	SO	BB	IBB	HBP	BLK	WP	HR	S	P	ERA	WHIP										
George Stone, L ERA: 2.6 (1, 1)	8.2	W	35	8	2	2	5	1	0	0	0	0	0	44	48	2.08	1.038										
Harry Parker, R ERA: 3.66 (9, 1)	0.1	S	2	1	0	0	0	0	0	0	0	0	0	2	2	0.00	3.000										

Pittsburgh Pirates @ New York Mets  
Shea Stadium, Flushing, NY  
Wed Aug 01 1973, 7:05 PM EDT  
Att: 27,189 - Unknown

AB	36
R	2
H	9
RBI	2
BB	1
SO	5
LOB	19



Batter	1	2	3	4	5	6	7	8	9	AB	R	H	RBI	BB	SO	LOB	BOTTOM										
Don Hahn, R OBP: 0.303, SLG: 0.325 (1, 8)										4	0	2	0	0	0	0											
Felix Milten, R OBP: 0.338, SLG: 0.374 (1, 4)										4	0	0	0	0	0	3											
Rusty Staub, L OBP: 0.351, SLG: 0.427 (1, 9)										4	1	1	0	0	0	0											
John Milner, L OBP: 0.327, SLG: 0.472 (1, 7)										3	3	2	2	1	0	0											
Ed Kranepool, L OBP: 0.309, SLG: 0.329 (1, 3)										4	1	2	0	0	0	2											
Ken Boswell, L OBP: 0.285, SLG: 0.333 (1, 5)										4	0	2	2	0	0	1											
Ron Hodges, L OBP: 0.279, SLG: 0.277 (1, 2)										3	0	0	1	0	0	2											
Bud Harrelson, S OBP: 0.352, SLG: 0.308 (1, 6)										3	0	0	0	1	0	2											
George Stone, L OBP: 0.367, SLG: 0.367 (1, 1)										3	0	1	0	0	0	1											
Harry Parker, R OBP: 0.111, SLG: 0.111 (9, 1)										0	0	0	0	0	0	0											
<b>Inning Stats</b>	R: 0 E: 0 K: 0 S: 3	H: 0 LOB: 0 BB: 0 P: 3	R: 0 E: 0 K: 0 S: 3	H: 0 LOB: 0 BB: 0 P: 3	R: 0 E: 0 K: 0 S: 5	H: 2 LOB: 2 BB: 0 P: 5	R: 2 E: 0 K: 0 S: 5	H: 2 LOB: 1 BB: 1 P: 9	R: 0 E: 0 K: 0 S: 3	H: 0 LOB: 0 BB: 0 P: 3	R: 1 E: 0 K: 0 S: 5	H: 2 LOB: 1 BB: 0 P: 5	R: 0 E: 0 K: 0 S: 3	H: 1 LOB: 1 BB: 1 P: 7	R: 2 E: 0 K: 0 S: 6	H: 3 LOB: 1 BB: 0 P: 6	1B: 6 2B: 3 3B: 0 HR: 2	SF: 1 SAC: 0 DP: 1 HBP: 0	WP: 0 PB: 0 SB: 0 CS: 0	PA: 35							
<b>PITCHER</b>	IP	WLS	BF	H	R	ER	SO	BB	IBB	HBP	BLK	WP	HR	S	P	ERA	WHIP										
Nelson Briles, R ERA: 2.93 (1, 1)	7.0	L	29	7	3	3	0	2	0	0	0	0	1	27	35	3.86	1.286										
Dave Giusti, R ERA: 1.56 (8, 1)	1.0		6	3	2	2	0	0	0	0	0	0	1	6	6	18.00	3.000										

Pittsburgh Pirates @ New York Mets  
Shea Stadium, Flushing, NY  
Wed Aug 01 1973, 7:05 PM EDT  
Att: 27,189 - Unknown

AB	32
R	5
H	10
RBI	5
BB	2
SO	0
LOB	11





Batter	1	2	3	4	5	6	7	8	9	AB	R	H	RBI	BB	SO	LOB	TOP										
Rennie Stennett, R OBP: 0.271, SLG: 0.382 John Lamb, R (8, 1)	0-0 6-3			0-0 4-3		0-0 4-3		0-3 K		4	0	0	0	0	1	2											
Manny Sanguillen, R OBP: 0.298, SLG: 0.433	0-0 CS 1B			0-0 5-3		0-0 F8		0-0 FC4-6		4	0	1	0	0	0	2											
Al Oliver, L OBP: 0.306, SLG: 0.460	0-0 G3			0-0 F8			0-0 4-3		0-0 BB 1B	4	1	1	0	0	0	1											
Willie Stargell, L OBP: 0.375, SLG: 0.642		0-0 4-3			0-0 6-3		0-0 1B 1B		4-0 G3 1B BB	3	0	1	0	1	0	0											
Richie Zisk, R OBP: 0.383, SLG: 0.549		0-0 1B			0-3 K		0-0 1B 1B		0-0 G3 BB	4	0	3	1	0	1	0											
Bob Robertson, R OBP: 0.337, SLG: 0.414		0-0 5-3			0-0 1B		0-0 P6		0-3 K	4	0	1	0	0	1	4											
Richie Hebner, L OBP: 0.350, SLG: 0.466			0-0 4-3		0-3 K		0-0 P6		0-0 G3	4	0	0	0	0	1	5											
Dal Maxvill, R OBP: 0.291, SLG: 0.284			0-0 6-3			4-0 SH5-4 BB		0-0 L4	4-0 BB	2	0	0	0	2	0	0											
Jim Rooker, R OBP: 0.182, SLG: 0.182 Dave Cash, R OBP: 0.337, SLG: 0.354			0-3 K		0-0 SH5-4		0-0 FC4-6 1B		0-3 K	1	0	0	0	0	1	0											
										2	0	1	0	0	1	3											
<b>Inning Stats</b>	R: 0 E: 0 K: 0 S: 3	H: 1 LOB: 0 BB: 0 P: 3	R: 0 E: 0 K: 0 S: 3	H: 1 LOB: 0 BB: 0 P: 3	R: 0 E: 0 K: 1 S: 5	H: 0 LOB: 0 BB: 0 P: 5	R: 0 E: 0 K: 0 S: 3	H: 0 LOB: 0 BB: 0 P: 3	R: 0 E: 0 K: 2 S: 8	H: 1 LOB: 1 BB: 0 P: 8	R: 0 E: 0 K: 0 S: 5	H: 2 LOB: 2 BB: 0 P: 5	R: 0 E: 0 K: 1 S: 6	H: 1 LOB: 1 BB: 0 P: 6	R: 1 E: 0 K: 2 S: 9	H: 2 LOB: 3 BB: 2 P: 17	1B: 8 2B: 0 3B: 0 HR: 0	SF: 0 SAC: 1 DP: 0 HBP: 0	WP: 0 PB: 0 SB: 0 CS: 1	PA: 36							
<b>PITCHER</b>	IP	WLS	BF	H	R	ER	SO	BB	IBB	HBP	BLK	WP	HR	S	P	ERA	WHIP										
Ray Sadecki, L ERA: 3.21 Tug McGraw, L ERA: 5.68	(1, 1) (9, 1)	8.0 S	31 5	7 1	1 0	1 0	4 2	2 1	0 0	0 0	0 0	0 0	0 0	37 8	45 12	1.12 0.00	1.125 2.000										

Pittsburgh Pirates @ New York Mets  
Shea Stadium, Flushing, NY  
Thu Aug 02 1973, 7:05 PM EDT  
Att: 13,429 - Unknown

AB	32
R	1
H	8
RBI	1
BB	3
SO	6
LOB	17




Batter	1	2	3	4	5	6	7	8	9	AB	R	H	RBI	BB	SO	LOB	BOTTOM										
Don Hahn, R OBP: 0.312, SLG: 0.333	0-0 F8 SH5-3 1B		0-0 1B 1B		0-0 F8		0-3 K			4	1	2	0	0	1	0											
Felix Milan, R OBP: 0.338, SLG: 0.374	0-0 SH5-3		0-0 E 1B		0-0 4-3			0-0 E6 E 1B		3	2	1	0	0	0	0											
Willie Mays, R OBP: 0.292, SLG: 0.337	0-0 F8		0-0 E1 2B 1B		0-3 K			0-0 E4 5-3 SH1-4 1B		4	2	2	1	0	1	1											
Cleon Jones, R OBP: 0.315, SLG: 0.377	4-0 BB		0-0 4-3 2B			0-0 F9		0-0 5-3		3	0	1	1	1	0	1											
John Milner, L OBP: 0.329, SLG: 0.468	0-3 K		0-0 4-3			4-0 BB		4-0 SH1-4 IBB		2	0	0	0	2	1	3											
Jerry Grote, R OBP: 0.208, SLG: 0.228		0-0 2-3	0-0 4-3			0-3 K		0-0 SH1-4		3	0	0	1	0	1	2											
Wayne Garrett, L OBP: 0.348, SLG: 0.356		0-0 3-1		0-3 K		0-3 K		0-0 L3		4	0	0	0	0	2	2											
Ted Martinez, R OBP: 0.264, SLG: 0.249		0-0 L9		0-3 K			0-0 6-3			3	0	0	0	0	1	0											
Ray Sadecki, L ERA: 3.5 Tug McGraw, R ERA: 4.64	(1, 1) (8, 1)	7.0 L	28 6	5 3	3 2	3 0	9 0	2 0	0 0	0 0	0 0	0 0	5 9	9 9	0.00 1.000	1.000											
<b>Inning Stats</b>	R: 0 E: 0 K: 1 S: 6	H: 1 LOB: 2 BB: 1 P: 10	R: 0 E: 0 K: 0 S: 3	H: 0 LOB: 0 BB: 0 P: 3	R: 3 E: 1 K: 1 S: 9	H: 4 LOB: 1 BB: 0 P: 9	R: 0 E: 0 K: 3 S: 9	H: 0 LOB: 0 BB: 0 P: 9	R: 0 E: 0 K: 1 S: 5	H: 0 LOB: 1 BB: 1 P: 11	R: 0 E: 0 K: 1 S: 5	H: 0 LOB: 0 BB: 0 P: 5	R: 0 E: 0 K: 0 S: 5	H: 0 LOB: 0 BB: 0 P: 5	R: 2 E: 2 K: 0 S: 5	H: 1 LOB: 1 BB: 1 P: 9	1B: 5 2B: 1 3B: 0 HR: 0	SF: 0 SAC: 2 DP: 0 HBP: 0	WP: 0 PB: 0 SB: 0 CS: 0	PA: 34							
<b>PITCHER</b>	IP	WLS	BF	H	R	ER	SO	BB	IBB	HBP	BLK	WP	HR	S	P	ERA	WHIP										

Pittsburgh Pirates @ New York Mets  
Shea Stadium, Flushing, NY  
Thu Aug 02 1973, 7:05 PM EDT  
Att: 13,429 - Unknown

AB	29
R	5
H	6
RBI	3
BB	3
SO	9
LOB	9





Batter	1	2	3	4	5	6	7	8	9	AB	R	H	RBI	BB	SO	LOB	TOP					
<b>Lou Brock, L</b> OBP: 0.355, SLG: 0.372 (1, 7)	0-3 K		0-0 S 1B		0-0 G5-4-3 1B 2B		0-0 5-3		0-0 E 1B	5	2	3	0	0	1	0	<b>St. Louis Cardinals @ New York Mets</b> Shea Stadium, Flushing, NY Fri Aug 03 1973, 7:05 PM EDT Att: 25,764 - Unknown  livebaseballscores.com					
<b>Ted Sizemore, R</b> OBP: 0.379, SLG: 0.326 (1, 4)	0-0 1B		0-0 1B		4-0 G5-4-3 BB		0-0 FC6-4 1B		0-0 L5	4	0	3	1	1	0	1						
<b>Joe Torre, R</b> OBP: 0.387, SLG: 0.423 (1, 3)	0-0 1B		0-3 K		0-0 G5-4-3		0-3 K		0-0 E5	5	0	1	0	0	2	5						
<b>Ted Simmons, S</b> OBP: 0.354, SLG: 0.420 (1, 2)	0-3 K		0-3 K		0-0 1B		0-0 FC6-4		0-0 G3	5	0	1	1	0	2	6						
<b>Luis Melendez, R</b> OBP: 0.305, SLG: 0.300 (1, 8)	0-3 K		0-0 L9		0-0 F8				0-0 F8	4	0	0	0	0	1	4						
<b>Ken Reitz, R</b> OBP: 0.288, SLG: 0.355 (1, 6)		0-0 F7		0-0 P4		0-0 F5		0-0 G3		4	0	0	0	0	0	0						
<b>Bernie Carbo, L</b> OBP: 0.401, SLG: 0.431 (1, 9)		0-0 F7		0-0 HR		4-0 BB		4-0 FC5-4 BB		2	1	1	1	2	0	0						
<b>Terry Hughes, R</b> OBP: 0.250, SLG: 0.250 (1, 5)		0-0 1B		0-3 K		0-3 K		0-0 FC5-4		4	0	1	0	0	2	2						
<b>Rich Folkers, L</b> OBP: 0.283, SLG: 0.063 (5, 1) <b>Orlando Pena, R</b> ERA: 3.36 (5, 1) <b>Bill Stein, R</b> ERA: 2.84 (5, 1) <b>Diego Segui, R</b> ERA: 2.84 (5, 1) <b>Ed Sprague, R</b> ERA: 4.99 (5, 1) <b>Tim McCarver, L</b> OBP: 0.310, SLG: 0.300 (5, 1)		0-0 6-3		0-3 K		0-3 K		0-3 K		0-3 K	2	0	0	0	0	1						
<b>Inning Stats</b>	R: 0 E: 0 K: 3 S: 11	H: 2 LOB: 2 BB: 0 P: 11	R: 0 E: 0 K: 0 S: 4	H: 1 LOB: 1 BB: 0 P: 4	R: 1 E: 0 K: 2 S: 9	H: 2 LOB: 1 BB: 0 P: 9	R: 1 E: 0 K: 2 S: 8	H: 1 LOB: 0 BB: 0 P: 8	R: 1 E: 0 K: 0 S: 4	H: 2 LOB: 1 BB: 1 P: 8	R: 0 E: 0 K: 2 S: 7	H: 0 LOB: 1 BB: 1 P: 11	R: 0 E: 0 K: 1 S: 6	H: 1 LOB: 0 BB: 0 P: 6	R: 0 E: 0 K: 0 S: 3	H: 0 LOB: 1 BB: 1 P: 7	R: 0 E: 1 K: 1 S: 7	H: 1 LOB: 2 BB: 0 P: 7	1B: 8 2B: 1 3B: 0 HR: 1	SF: 0 SAC: 0 DP: 1 HBP: 0	WP: 0 PB: 0 SB: 1 CS: 0	PA: 40
<b>PITCHER</b> <b>Jon Matlack, L</b> ERA: 3.48 (1, 1)	IP: 9.0 WLS: W BF: 40 H: 10 R: 3 ER: 3 SO: 11 BB: 3 IBB: 0 HBP: 0 BLK: 0 WP: 0 HR: 1 S: 59 P: 71 ERA: 3.00 WHIP: 1.444															<b>PITCHER</b>	IP: 9.0 WLS: W BF: 40 H: 10 R: 3 ER: 3 SO: 11 BB: 3 IBB: 0 HBP: 0 BLK: 0 WP: 0 HR: 1 S: 59 P: 71 ERA: 3.00 WHIP: 1.444					

Batter	1	2	3	4	5	6	7	8	9	AB	R	H	RBI	BB	SO	LOB	BOTTOM			
<b>Don Hahn, R</b> OBP: 0.320, SLG: 0.333 (1, 8)	4-0 FC4-6 BB		0-0 F8		0-0 1B 2H		0-0 P6			3	0	1	1	1	0	1	<b>St. Louis Cardinals @ New York Mets</b> Shea Stadium, Flushing, NY Fri Aug 03 1973, 7:05 PM EDT Att: 25,764 - Unknown  livebaseballscores.com			
<b>Felix Milten, R</b> OBP: 0.340, SLG: 0.375 (1, 4)	0-0 FC4-6 1B 1-2		0-0 F8		0-0 S 1B		0-0 HR 1B			4	2	2	0	0	0	1				
<b>Willie Mays, R</b> OBP: 0.291, SLG: 0.353 (1, 3)	0-0 F9		0-3 K		0-3 K		0-0 HR			4	1	1	3	0	2	3				
<b>Cleon Jones, R</b> OBP: 0.313, SLG: 0.373 (1, 9) (2, 7)	0-0 3B 1B		0-0 6-3		0-0 F8		0-0 4-3			4	1	1	0	0	0	2				
<b>John Milner, L</b> OBP: 0.331, SLG: 0.478 (1, 7) <b>Rusty Staub, L</b> OBP: 0.351, SLG: 0.425 (1, PR) (2, 9)	0-0 1B 3B				0-0 G3		0-0 F8		4-0 G3-6-1 BB	1	0	1	2	0	0	0				
<b>Jerry Grote, R</b> OBP: 0.209, SLG: 0.229 (1, 2)	0-0 1B				0-0 4-3		0-0 4-3		0-0 P4	4	0	1	1	0	0	1				
<b>Wayne Garrett, L</b> OBP: 0.344, SLG: 0.351 (1, 5)	0-0 P6				0-0 P4		0-0 L3		0-0 G3-6-1	4	0	0	0	0	0	3				
<b>Ted Martinez, R</b> OBP: 0.265, SLG: 0.250 (1, 6)		0-3 K		0-0 SH5-4 1B 1B		0-3 K				3	1	1	0	0	2	0				
<b>Jon Matlack, L</b> OBP: 0.229, SLG: 0.098 (1, 1)		0-3 K		0-0 SH5-4		4-0 1B HR BB				1	1	0	0	1	1	0				
<b>Inning Stats</b>	R: 3 E: 0 K: 0 S: 6	H: 3 LOB: 2 BB: 1 P: 10	R: 0 E: 0 K: 2 S: 7	H: 0 LOB: 0 BB: 0 P: 7	R: 0 E: 0 K: 1 S: 5	H: 0 LOB: 0 BB: 0 P: 5	R: 0 E: 0 K: 0 S: 3	H: 0 LOB: 0 BB: 0 P: 3	R: 1 E: 0 K: 1 S: 8	H: 3 LOB: 2 BB: 0 P: 8	R: 0 E: 0 K: 0 S: 3	H: 0 LOB: 0 BB: 0 P: 3	R: 3 E: 0 K: 1 S: 7	H: 2 LOB: 1 BB: 1 P: 11	R: 0 E: 0 K: 0 S: 2	H: 0 LOB: 0 BB: 1 P: 6	1B: 6 2B: 0 3B: 1 HR: 1	SF: 0 SAC: 1 DP: 1 HBP: 0	WP: 0 PB: 0 SB: 1 CS: 0	PA: 34
<b>PITCHER</b> <b>Rich Folkers, L</b> ERA: 2.97 (1, 1) <b>Orlando Pena, R</b> ERA: 3.36 (5, 1) <b>Diego Segui, R</b> ERA: 2.84 (5, 1) <b>Ed Sprague, R</b> ERA: 4.99 (5, 1)	IP: 4.1 WLS: L BF: 20 H: 6 R: 4 ER: 4 SO: 3 BB: 1 IBB: 0 HBP: 0 BLK: 0 WP: 0 HR: 0 S: 25 P: 29 ERA: 8.31 WHIP: 1.615															<b>PITCHER</b>	IP: 4.1 WLS: L BF: 20 H: 6 R: 4 ER: 4 SO: 3 BB: 1 IBB: 0 HBP: 0 BLK: 0 WP: 0 HR: 0 S: 25 P: 29 ERA: 8.31 WHIP: 1.615			



Batter	1	2	3	4	5	6	7	8	9	AB	R	H	RBI	BB	SO	LOB	TOP					
Lou Brock, L OBP: 0.354, SLG: 0.372 (1, 7)	G3		SF8		K			SH1-4 1B		3	1	1	1	0	1	0						
Ted Sizemore, R OBP: 0.379, SLG: 0.324 (1, 4)	BB		L5-3		P3			SH1-4		2	0	0	0	1	0	1						
Luis Melendez, R OBP: 0.304, SLG: 0.304 (1, 8)	K				6-3 1B			K		4	1	1	0	0	2	2						
Ted Simmons, S OBP: 0.353, SLG: 0.418 (1, 2)	P6				F7			1B		4	1	1	1	0	0	2						
Joe Torre, R OBP: 0.386, SLG: 0.422 (1, 3)					6-3			2H 1B		4	0	1	1	0	0	1						
Ken Reitz, R OBP: 0.268, SLG: 0.353 (1, 5)					6-3			2H 1B		4	0	1	1	0	0	0						
Bernie Carbo, L OBP: 0.403, SLG: 0.433 (1, 9)					F7			FC5-4 1B		4	0	2	0	0	0	0						
Mike Tyson, R OBP: 0.285, SLG: 0.298 (1, 6)					1B SF8 2B			P3		4	1	1	0	0	0	3						
Bob Gibson, R OBP: 0.224, SLG: 0.286 (1, 1)								FC5-4 1B		1	0	1	0	0	0	0						
Al Hrabosky, R (3, 1)					4-3			1-2		1	0	0	0	0	0	0						
Terry Hughes, R OBP: 0.200, SLG: 0.200 (7, PH)					L5-3 1B			1-2		1	0	0	0	0	0	1						
Orlando Pena, R (7, 1)										0	0	0	0	0	0	1						
Diego Segui, R (9, 1)										0	0	0	0	0	0	0						
<b>Inning Stats</b>	R: 0 E: 0 K: 1 S: 5	H: 0 LOB: 1 BB: 1 P: 9	R: 0 E: 0 K: 0 S: 3	H: 0 LOB: 0 BB: 0 P: 3	R: 1 E: 0 K: 0 S: 4	H: 2 LOB: 0 BB: 0 P: 4	R: 1 E: 0 K: 0 S: 6	H: 3 LOB: 2 BB: 0 P: 6	R: 0 E: 0 K: 1 S: 5	H: 0 LOB: 0 BB: 0 P: 5	R: 0 E: 0 K: 0 S: 3	H: 0 LOB: 0 BB: 0 P: 3	R: 0 E: 0 K: 1 S: 4	H: 1 LOB: 1 BB: 0 P: 4	R: 2 E: 0 K: 1 S: 7	H: 3 LOB: 1 BB: 0 P: 7	R: 0 E: 1 K: 0 S: 4	H: 0 LOB: 1 BB: 0 P: 4	1B: 7 2B: 3 3B: 0 HR: 0	SF: 1 SAC: 1 DP: 1 HBP: 0	WP: 0 PB: 0 SB: 0 CS: 0	PA: 36
<b>PITCHER</b> Jerry Kosman, L ERA: 3.35 (1, 1)	IP: 9.0 WLS: L BF: 36 H: 9 R: 4 ER: 4 SO: 3	BB: 1 IBB: 0 HBP: 0 BLK: 0	WP: 0 HR: 0 S: 41 P: 45	ERA: 4.00 WHIP: 1.111	<b>PITCHER</b>	IP: 9.0 WLS: L BF: 36 H: 9 R: 4 ER: 4 SO: 3	BB: 1 IBB: 0 HBP: 0 BLK: 0	WP: 0 HR: 0 S: 41 P: 45	ERA: 4.00 WHIP: 1.111													

St. Louis Cardinals @ New York Mets  
Shea Stadium, Flushing, NY  
Sat Aug 04 1973, 3:33 AM EDT  
Att: 22,926 - Unknown

AB 33  
R 4  
H 9  
RBI 4  
BB 1  
SO 3  
LOB 11



Batter	1	2	3	4	5	6	7	8	9	AB	R	H	RBI	BB	SO	LOB	BOTTOM					
Don Hahn, R OBP: 0.324, SLG: 0.323 (1, 8)	F9		E S BB	5-3			K		4-0 BB	3	0	0	0	2	1	2						
Felix Milten, R OBP: 0.338, SLG: 0.373 (1, 4)	1B		P4		5-3		5-3		P4	5	0	1	0	0	0	3						
Rusty Staub, L OBP: 0.347, SLG: 0.419 (1, 9)	F7		F8		K		F9		4-3	5	0	0	0	0	1	4						
John Milner, L OBP: 0.330, SLG: 0.474 (1, 7)	F2		4-3		P6			1B		4	0	1	0	0	0	2						
Ed Kranepool, L OBP: 0.308, SLG: 0.327 (1, 3)			L3		G3 1B		F7		P6	4	1	1	0	0	0	1						
Ken Boswell, L OBP: 0.253, SLG: 0.317 (1, 5)			P4		G3		G3		F9	4	0	0	0	0	0	2						
Jerry Grote, R OBP: 0.237, SLG: 0.259 (1, 2)					2B 1B				1B	3	2	3	1	1	0	0						
Ted Martinez, R OBP: 0.266, SLG: 0.257 (1, 6)			E8				F9		SH2-4 1B	3	0	1	0	0	0	1						
Wayne Garrett, L OBP: 0.346, SLG: 0.353 (9, PH)			1-H		1-3				2H	1	0	1	1	0	0	0						
Jerry Kosman, R OBP: 0.132, SLG: 0.135 (1, 1)			K		K		1-3		SH2-4	3	0	0	0	0	2	3						
<b>Inning Stats</b>	R: 0 E: 0 K: 0 S: 4	H: 1 LOB: 1 BB: 0 P: 4	R: 1 E: 1 K: 1 S: 6	H: 0 LOB: 1 BB: 1 P: 10	R: 0 E: 0 K: 0 S: 3	H: 0 LOB: 1 BB: 1 P: 7	R: 1 E: 0 K: 1 S: 8	H: 3 LOB: 2 BB: 0 P: 8	R: 0 E: 0 K: 0 S: 5	H: 0 LOB: 0 BB: 0 P: 5	R: 0 E: 0 K: 0 S: 4	H: 1 LOB: 1 BB: 0 P: 4	R: 0 E: 0 K: 1 S: 5	H: 0 LOB: 0 BB: 0 P: 5	R: 0 E: 0 K: 0 S: 4	H: 1 LOB: 1 BB: 0 P: 4	R: 1 E: 0 K: 0 S: 5	H: 2 LOB: 2 BB: 1 P: 9	1B: 6 2B: 2 3B: 0 HR: 0	SF: 0 SAC: 1 DP: 0 HBP: 0	WP: 0 PB: 0 SB: 1 CS: 0	PA: 39
<b>PITCHER</b> Bob Gibson, R ERA: 2.81 (1, 1)	IP: 2.0 WLS: 1 BF: 17 H: 4 R: 1 ER: 1 SO: 1	BB: 1 IBB: 0 HBP: 0 BLK: 0	WP: 0 HR: 0 S: 10 P: 14	ERA: 0.00 WHIP: 1.000	<b>PITCHER</b> Al Hrabosky, L ERA: 2.01 (3, 1)	IP: 4.0 WLS: 17 BF: 4 H: 1 R: 1 ER: 1 SO: 2	BB: 1 IBB: 0 HBP: 0 BLK: 0	WP: 0 HR: 0 S: 20 P: 24	ERA: 2.25 WHIP: 1.250	<b>PITCHER</b> Orlando Pena, R ERA: 3.39 (7, 1)	IP: 2.0 WLS: 9 BF: 3 H: 1 R: 1 ER: 1 SO: 1	BB: 0 IBB: 0 HBP: 0 BLK: 0	WP: 0 HR: 0 S: 11 P: 11	ERA: 4.50 WHIP: 1.500	<b>PITCHER</b> Diego Segui, R ERA: 2.79 (9, 1)	IP: 1.0 WLS: 4 BF: 0 H: 0 R: 0 ER: 0 SO: 0	BB: 1 IBB: 0 HBP: 0 BLK: 0	WP: 0 HR: 0 S: 3 P: 7	ERA: 0.00 WHIP: 1.000			

St. Louis Cardinals @ New York Mets  
Shea Stadium, Flushing, NY  
Sat Aug 04 1973, 3:33 AM EDT  
Att: 22,926 - Unknown

AB 35  
R 3  
H 8  
RBI 2  
BB 3  
SO 4  
LOB 18





Batter	1	2	3	4	5	6	7	8	9	AB	R	H	RBI	BB	SO	LOB	TOP								
Lou Brock, L OBP: 0.356, SLG: 0.373 (1, 7)	4-3		1-3		G4-6-3 1B		G5-4-3 1B			4	0	2	1	0	0	1	<b>St. Louis Cardinals @ New York Mets</b> Shea Stadium, Flushing, NY Sun Aug 05 1973, 3:33 AM EDT Unknown								
Ted Sizemore, R OBP: 0.376, SLG: 0.321 (1, 4)	E1 SF8 BB		5-3		G4-6-3 1-2		G5-4-3 1-2			3	1	0	0	1	0	4									
Tim McCarver, L OBP: 0.310, SLG: 0.363 (1, 3) Ken Reitz, R OBP: 0.268, SLG: 0.353 (8, 5)	SF8			4-3			F9		4-3	3	0	0	1	0	0	0									
Ted Simmons, S OBP: 0.354, SLG: 0.419 (1, 2)	G1			BB 1B			FC5-4 1B		F7	4	0	2	0	0	0	0									
Bernie Carbo, L OBP: 0.400, SLG: 0.425 (1, 9)		K		1-2 BB			F8		4-3	3	0	0	0	1	1	1									
Joe Torre, R OBP: 0.382, SLG: 0.417 (1, 5) (8, 3)		5-3		K			FC5-4 1-2		6-3	4	0	0	0	0	1	3									
Jose Cruz, L OBP: 0.316, SLG: 0.386 (1, 8)				P4					K	4	1	1	0	0	1	2									
Mike Tyson, R OBP: 0.286, SLG: 0.298 (1, 6)			E9 1B		P4		SH1-4 1B		F7	3	0	1	0	0	0	0									
Alan Foster, R OBP: 0.238, SLG: 0.220 (1, 1) Bake McBride, L OBP: 0.500, SLG: 0.500 (7, PH) Wayne Granger, R (7, 1) Orlando Pena, R (8, 1)			3-4				1B 1B			2	0	1	0	0	0	1									
<b>Inning Stats</b>	R: 1 E: 1 K: 0 S: 3	H: 0 LOB: 0 BB: 1 P: 7	R: 0 E: 0 K: 1 S: 5	H: 0 LOB: 0 BB: 0 P: 5	R: 0 E: 1 K: 0 S: 4	H: 1 LOB: 1 BB: 0 P: 4	R: 0 E: 0 K: 1 S: 6	H: 1 LOB: 2 BB: 1 P: 10	R: 0 E: 0 K: 0 S: 4	H: 2 LOB: 1 BB: 0 P: 4	R: 0 E: 0 K: 0 S: 4	H: 1 LOB: 1 BB: 0 P: 4	R: 2 E: 0 K: 0 S: 5	H: 3 LOB: 0 BB: 0 P: 5	R: 0 E: 0 K: 0 S: 3	H: 0 LOB: 0 BB: 0 P: 3		R: 0 E: 0 K: 1 S: 5	H: 0 LOB: 0 BB: 0 P: 5	1B: 8 2B: 0 3B: 0 HR: 0	SF: 1 SAC: 1 DP: 2 HBP: 0	WP: 0 PB: 0 SB: 0 CS: 0	PA: 35		
<b>PITCHER</b>	IP	WLS	BF	H	R	ER	SO	BB	IBB	HBP	BLK	WP	HR	S	P	ERA	WHIP								
Tom Seaver, R ERA: 1.9 (1, 1)	7.0	L	29	8	3	2	2	2	0	0	0	0	0	31	39	2.57	1.429								
Tug McGraw, L ERA: 5.51 (8, 1)	2.0		6	0	0	0	1	0	0	0	0	0	0	8	8	0.00	0.000								

AB 31  
R 3  
H 8  
RBI 3  
BB 2  
SO 3  
LOB 12



Batter	1	2	3	4	5	6	7	8	9	AB	R	H	RBI	BB	SO	LOB	BOTTOM								
Don Hahn, R OBP: 0.321, SLG: 0.330 (1, 8)	E6 4-3 1B		F7				G4-6-3 1-2			4	1	1	0	0	0	1	<b>St. Louis Cardinals @ New York Mets</b> Shea Stadium, Flushing, NY Sun Aug 05 1973, 3:33 AM EDT Unknown								
Felix Milten, R OBP: 0.335, SLG: 0.369 (1, 4)	4-3		F9		5-3				6-3	4	0	0	0	0	2										
Rusty Staub, L OBP: 0.348, SLG: 0.420 (1, 9)					P4				F9	4	0	2	1	0	1										
John Milner, L OBP: 0.329, SLG: 0.471 (1, 3)	G4-6-3		G3		1-3				1B	4	0	1	0	0	3										
Cleon Jones, R OBP: 0.317, SLG: 0.382 (1, 7)		F8		4-3 1B			6-3		1B	4	1	2	0	0	0										
Wayne Garrett, L OBP: 0.342, SLG: 0.349 (1, 5)		K		4-3			4-3		F9	4	0	0	0	0	1	3									
Jerry Grote, R OBP: 0.246, SLG: 0.268 (1, 2)		1B			FC5-4 1B		F7		F5	4	0	2	1	0	0	0									
Ted Martinez, R OBP: 0.267, SLG: 0.258 (1, 6) Ron Hodges, L OBP: 0.277, SLG: 0.275 (9, PH)					FC5-4				K	3	0	1	0	0	1	1									
Tom Seaver, R OBP: 0.227, SLG: 0.213 (1, 1) Ken Boswell, L OBP: 0.281, SLG: 0.317 (7, PH) Tug McGraw, R OBP: 0.091, SLG: 0.091 (8, 1) Ed Kranepool, L OBP: 0.307, SLG: 0.326 (9, PH)					K				G3	2	0	0	0	0	2	3									
<b>Inning Stats</b>	R: 1 E: 1 K: 0 S: 4	H: 1 LOB: 0 BB: 0 P: 4	R: 0 E: 0 K: 2 S: 9	H: 2 LOB: 2 BB: 0 P: 9	R: 0 E: 0 K: 0 S: 4	H: 1 LOB: 1 BB: 0 P: 4	R: 1 E: 0 K: 1 S: 7	H: 2 LOB: 1 BB: 0 P: 7	R: 0 E: 0 K: 0 S: 4	H: 1 LOB: 1 BB: 0 P: 4	R: 0 E: 0 K: 0 S: 3	H: 0 LOB: 0 BB: 0 P: 3	R: 0 E: 0 K: 1 S: 4	H: 0 LOB: 1 BB: 1 P: 8	R: 0 E: 0 K: 0 S: 5	H: 2 LOB: 2 BB: 0 P: 5		R: 0 E: 0 K: 1 S: 5	H: 0 LOB: 0 BB: 0 P: 5	1B: 7 2B: 2 3B: 0 HR: 0	SF: 0 SAC: 0 DP: 2 HBP: 0	WP: 0 PB: 0 SB: 0 CS: 0	PA: 36		
<b>PITCHER</b>	IP	WLS	BF	H	R	ER	SO	BB	IBB	HBP	BLK	WP	HR	S	P	ERA	WHIP								
Alan Foster, R ERA: 3.19 (1, 1)	6.0	W	25	7	2	1	3	0	0	0	0	0	0	31	31	1.50	1.167								
Wayne Granger, R ERA: 3.69 (7, 1)	1.2		7	2	0	0	1	1	0	0	0	0	0	8	12	0.00	1.800								
Orlando Pena, R ERA: 3.33 (8, 1)	1.1	S	4	0	0	0	1	0	0	0	0	0	0	6	6	0.00	0.000								

AB 35  
R 2  
H 9  
RBI 2  
BB 1  
SO 5  
LOB 14





Batter	1	2	3	4	5	6	7	8	9	AB	R	H	RBI	BB	SO	LOB	TOP			
<b>Lou Brock, L</b> OBP: 0.356, SLG: 0.381 (1, 7)										5	2	2	0	0	1	1	<b>St. Louis Cardinals @ New York Mets</b> Shea Stadium, Flushing, NY Sun Aug 05 1973, 3:38 AM EDT Att: 40,280 - Unknown			
<b>Ted Sizemore, R</b> OBP: 0.376, SLG: 0.323 (1, 4)										4	0	1	0	0	0	1				
<b>Tim McCarver, L</b> OBP: 0.313, SLG: 0.367 <b>Ken Reitz, R</b> OBP: 0.267, SLG: 0.352 (1, 3) (7, 5)										3	0	2	2	0	1	1				
<b>Ted Simmons, S</b> OBP: 0.358, SLG: 0.421 (1, 2)										3	0	2	0	1	0	1				
<b>Bernie Carbo, L</b> OBP: 0.393, SLG: 0.416 (1, 9)										4	0	0	0	0	1	5				
<b>Joe Torre, R</b> OBP: 0.381, SLG: 0.415 (1, 5) (7, 3)										4	1	1	0	0	2	2				
<b>Jose Cruz, L</b> OBP: 0.321, SLG: 0.393 (1, 8)										4	0	3	0	0	1	0				
<b>Mike Tyson, R</b> OBP: 0.285, SLG: 0.297 (1, 6)										4	0	1	0	0	0	3				
<b>Rick Wise, R</b> OBP: 0.242, SLG: 0.350 (1, 1)										3	1	1	2	0	1	2				
<b>Inning Stats</b>	R: 0 E: 0 K: 1 S: 7	H: 2 LOB: 2 BB: 0 P: 7	R: 0 E: 0 K: 1 S: 5	H: 1 LOB: 0 BB: 0 P: 5	R: 2 E: 0 K: 0 S: 5	H: 3 LOB: 0 BB: 0 P: 5	R: 0 E: 0 K: 1 S: 7	H: 2 LOB: 2 BB: 0 P: 7	R: 1 E: 0 K: 0 S: 5	H: 2 LOB: 1 BB: 0 P: 5	R: 0 E: 0 K: 2 S: 8	H: 1 LOB: 2 BB: 1 P: 12	R: 0 E: 0 K: 2 S: 7	H: 0 LOB: 0 BB: 0 P: 7	R: 0 E: 0 K: 0 S: 3	H: 0 LOB: 0 BB: 0 P: 3		1B: 8 2B: 4 3B: 1 HR: 1	SF: 2 SAC: 1 DP: 2 HBP: 0	WP: 0 PB: 0 SB: 1 CS: 0
<b>PITCHER</b>	IP WLS BF H R ER SO BB IBB HBP BLK WP HR S P ERA WHIP																			
<b>Jim McAndrew, R</b> ERA: 5.73 (1, 1)	5.0 L 25 12 4 4 3 0 0 0 0 0 1 31 31 7.20 2.400																			
<b>Buzz Capra, R</b> ERA: 4.98 (6, 1)	3.0 11 1 0 0 4 1 0 0 0 0 0 18 22 0.00 0.667																			
<b>John Strohmayr, R</b> ERA: 5.75 (9, 1)	1.0 3 0 0 0 0 0 0 0 0 0 0 3 3 0.00 0.000																			
<b>Batter</b>	<b>1</b>	<b>2</b>	<b>3</b>	<b>4</b>	<b>5</b>	<b>6</b>	<b>7</b>	<b>8</b>	<b>9</b>	<b>AB</b>	<b>R</b>	<b>H</b>	<b>RBI</b>	<b>BB</b>	<b>SO</b>	<b>LOB</b>	<b>BOTTOM</b>			
<b>Don Hahn, R</b> OBP: 0.318, SLG: 0.337 (1, 8)										4	0	1	0	0	1	0	<b>St. Louis Cardinals @ New York Mets</b> Shea Stadium, Flushing, NY Sun Aug 05 1973, 3:38 AM EDT Att: 40,280 - Unknown			
<b>Felix Milten, R</b> OBP: 0.332, SLG: 0.366 (1, 4)										4	0	0	0	0	0	1				
<b>Rusty Staub, L</b> OBP: 0.347, SLG: 0.419 (1, 9)										4	0	1	0	0	0	0				
<b>John Milner, L</b> OBP: 0.328, SLG: 0.479 (1, 3)										4	1	1	1	0	0	1				
<b>Cleon Jones, R</b> OBP: 0.321, SLG: 0.391 (1, 7)										4	0	2	0	0	0	0				
<b>Ken Boswell, L</b> OBP: 0.253, SLG: 0.306 (1, 5)										3	0	0	0	0	0	2				
<b>Ron Hodges, L</b> OBP: 0.270, SLG: 0.267 (1, 2)										3	0	0	0	0	0	2				
<b>Ted Martinez, R</b> OBP: 0.265, SLG: 0.255 <b>John Strohmayr, R</b> OBP: 0.333, SLG: 0.200 (1, 6) (9, 1)										2	0	0	0	0	0	1				
<b>Jim McAndrew, R</b> OBP: 0.381, SLG: 0.200 <b>Brian Ostrosser, L</b> <b>Buzz Capra, R</b> <b>Ed Kranepool, L</b> (8, FH) (6, 6) (6, 1) (8, FH)										1	0	0	0	0	1	0				
<b>Inning Stats</b>	R: 0 E: 0 K: 0 S: 4	H: 1 LOB: 1 BB: 0 P: 4	R: 0 E: 0 K: 0 S: 4	H: 1 LOB: 0 BB: 0 P: 4	R: 0 E: 0 K: 2 S: 7	H: 0 LOB: 0 BB: 0 P: 7	R: 0 E: 0 K: 0 S: 3	H: 0 LOB: 0 BB: 0 P: 3	R: 0 E: 0 K: 1 S: 5	H: 0 LOB: 0 BB: 0 P: 5	R: 1 E: 0 K: 0 S: 5	H: 2 LOB: 1 BB: 0 P: 5	R: 0 E: 0 K: 2 S: 8	H: 1 LOB: 1 BB: 0 P: 8	R: 0 E: 0 K: 0 S: 3	H: 0 LOB: 0 BB: 0 P: 3		1B: 2 2B: 2 3B: 0 HR: 1	SF: 0 SAC: 0 DP: 0 HBP: 0	WP: 0 PB: 0 SB: 0 CS: 0
<b>PITCHER</b>	IP WLS BF H R ER SO BB IBB HBP BLK WP HR S P ERA WHIP																			
<b>Rick Wise, R</b> ERA: 2.94 (1, 1)	9.0 W 32 5 1 1 5 0 0 0 0 0 1 42 42 1.00 0.556																			



Batter	1	2	3	4	5	6	7	8	9	AB	R	H	RBI	BB	SO	LOB	TOP		
<b>Lou Brock, L</b> (1, 7) OBP: 0.361, SLG: 0.384	0-0 6-3	0-0 2H 1B		4-0 BB			0-0 SH1-4 HBP 1B	0-0 1-3 1B		4	0	3	1	1	0	0	<b>St. Louis Cardinals @ New York Mets</b> Shea Stadium, Flushing, NY Mon Aug 06 1973, 7:05 PM EDT Att: 21,845 - Unknown		
<b>Ted Sizemore, R</b> (1, 4) OBP: 0.378, SLG: 0.323	0-0	0-0 4-3		0-0 P6			1-0 SH1-4 HBP 1B	0-3 K		3	1	1	0	0	0	3			
<b>Tim McCarver, L</b> (8, PH) OBP: 0.312, SLG: 0.365										1	0	0	0	0	1	2			
<b>Dave Campbell, R</b> (8, 4) OBP: 0.236, SLG: 0.216	2B E						1-2 SH1-4 HBP			0	0	0	0	0	0	0			
<b>Luis Melendez, R</b> (1, 8) OBP: 0.307, SLG: 0.311	0-0 FC5 1-3 2B		0-0 1B		0-0 G3		0-0 SH1-4 1-2 2-3		0-0 1-3	4	0	2	0	0	0	0			
<b>Ted Simmons, S</b> (1, 2) OBP: 0.356, SLG: 0.417	0-0 FC5		0-0 F8		0-0 F8		4-0		0-0 F7	4	0	0	0	1	0	2			
<b>Joe Torre, R</b> (1, 3) OBP: 0.376, SLG: 0.410	3H F8		0-0 P4		0-0 4-3		0-0 P4		0-0 5-3	5	0	0	0	0	0	6			
<b>Ken Reitz, R</b> (1, 5) OBP: 0.297, SLG: 0.354	0-0 FC5		0-0 6-3		0-0 4-3 SF8 2B		0-0 P6			4	1	1	0	0	0	6			
<b>Bernie Carbo, L</b> (1, 9) OBP: 0.390, SLG: 0.413		0-0 FC6-4 1B		0-0 F8		0-0 4-3 2-3		0-0 F7		4	0	1	0	0	0	1			
<b>Mike Tyson, R</b> (1, 6) OBP: 0.282, SLG: 0.294		0-0 FC6-4 SH3-4 1B		0-0 F2		0-0 SF8 3H		0-3 K		3	1	0	1	0	1	1			
<b>Reggie Cleveland, R</b> (1, 1) OBP: 0.353, SLG: 0.383		0-0 SH3-4		0-0		0-0 K		0-0		2	0	1	0	0	1	0			
<b>Diego Segui, R</b> (7, 1)										0	0	0	0	0	0	0			
<b>Bake McBride, L</b> (8, PH) OBP: 0.600, SLG: 0.600										1	0	1	0	0	0	0			
<b>Wayne Granger, R</b> (8, 1)										0	0	0	0	0	0	0			
<b>Ed Sprague, R</b> (8, 1)		1-2						1B		0	0	0	0	0	0	0			
<b>Inning Stats</b>	R: 1 E: 1 K: 0 S: 6	H: 2 LOB: 2 BB: 0 P: 6	R: 1 E: 0 K: 0 S: 5	H: 2 LOB: 1 BB: 0 P: 5	R: 0 E: 0 K: 0 S: 4	H: 1 LOB: 1 BB: 0 P: 4	R: 0 E: 0 K: 0 S: 4	H: 1 LOB: 2 BB: 1 P: 8	R: 0 E: 0 K: 1 S: 6	H: 1 LOB: 0 BB: 0 P: 6	R: 0 E: 0 K: 0 S: 4	H: 1 LOB: 3 BB: 1 P: 9	R: 0 E: 0 K: 2 S: 9	H: 2 LOB: 2 BB: 0 P: 9	R: 0 E: 0 K: 0 S: 3	H: 0 LOB: 0 BB: 0 P: 3	1B: 7 2B: 3 3B: 0 HR: 0	SF: 1 SAC: 2 DP: 0 HBP: 1	WP: 0 PA: 41 PB: 0 SB: 0 CS: 0
<b>PITCHER</b>	IP	WLS	BF	H	R	ER	SO	BB	IBB	HBP	BLK	WP	HR	S	P	ERA	WHIP		
<b>George Stone, L</b> (1, 1) ERA: 2.63	6.0		27	7	3	2	1	1	0	0	0	0	0	28	32	3.00	1.333		
<b>Harry Parker, R</b> (7, 1) ERA: 3.5	3.0	W	14	3	0	0	2	0	1	1	0	0	0	16	21	0.00	1.000		

Batter	1	2	3	4	5	6	7	8	9	AB	R	H	RBI	BB	SO	LOB	BOTTOM		
<b>Don Hahn, R</b> (1, 8) OBP: 0.310, SLG: 0.324	4-0 HBP 1B SF9 BB	0-3 K			0-0 F8	0-0 F9	0-0 FC5	0-0 SF9		4	1	0	1	1	1	5	<b>St. Louis Cardinals @ New York Mets</b> Shea Stadium, Flushing, NY Mon Aug 06 1973, 7:05 PM EDT Att: 21,845 - Unknown		
<b>Felix Milten, R</b> (1, 4) OBP: 0.332, SLG: 0.365	0-0 1B HBP 1B		0-0 F8		0-0 F9		0-0 2B 1B	3H 6-3		6	1	2	0	0	0	2			
<b>Rusty Staub, L</b> (1, 9) OBP: 0.352, SLG: 0.420	1-0 1-2 2-3 HBP		0-0 G3		0-0		0-0 2B 1B	4-0 HBP PB BB		3	2	2	0	1	0	0			
<b>John Milner, L</b> (1, 3) OBP: 0.329, SLG: 0.479	0-3 K		0-0 G3		0-0 F8		0-0 1B 2B	4-0 HBP BB		4	2	1	1	1	1	4			
<b>Cleon Jones, R</b> (1, 7) OBP: 0.323, SLG: 0.386	0-0 SF9			0-0 5-3		0-3 K	4-0 6-3 1B	1-0 E BB		2	1	0	1	1	1	0			
<b>Wayne Garrett, L</b> (1, 5) OBP: 0.346, SLG: 0.353	3H 1-2 2-3			0-0 F8		0-0 1B	0-0 FC5 6-3	0-0 E4 BB 1B		5	2	3	3	0	0	1			
<b>Jerry Grote, R</b> (1, 2) OBP: 0.252, SLG: 0.274	0-0 3-1			0-0 E6		0-0 1B 1B	0-0 6-3	0-0 1B BB		5	1	2	1	0	0	5			
<b>Ted Martinez, R</b> (1, 6) OBP: 0.268, SLG: 0.251		0-0 L7		0-0 E6 FC6-4		0-0 F9	4-0 BB BB	4-0 1B BB		3	0	0	0	2	0	3			
<b>George Stone, L</b> (1, 1) ERA: 3.13		0-0 4-3		0-0 FC6-4		0-0 1B	0-3 K	0-0 1B		2	0	0	0	0	0	2			
<b>Ken Boswell, L</b> (6, PH) OBP: 0.251, SLG: 0.314				1-2		1-3 2H				1	0	1	1	0	0	0			
<b>Harry Parker, R</b> (7, 1) OBP: 0.150, SLG: 0.150										2	0	1	1	0	1	3			
<b>Inning Stats</b>	R: 1 E: 0 K: 1 S: 7	H: 2 LOB: 3 BB: 1 P: 12	R: 0 E: 0 K: 1 S: 5	H: 0 LOB: 0 BB: 0 P: 5	R: 0 E: 0 K: 0 S: 3	H: 0 LOB: 0 BB: 0 P: 3	R: 0 E: 2 K: 0 S: 5	H: 0 LOB: 2 BB: 0 P: 5	R: 0 E: 0 K: 0 S: 4	H: 1 LOB: 1 BB: 0 P: 4	R: 1 E: 0 K: 1 S: 8	H: 3 LOB: 2 BB: 0 P: 8	R: 3 E: 0 K: 1 S: 9	H: 4 LOB: 3 BB: 2 P: 17	R: 5 E: 1 K: 0 S: 6	H: 2 LOB: 2 BB: 3 P: 19	1B: 11 2B: 1 3B: 0 HR: 0	SF: 2 SAC: 0 DP: 0 HBP: 2	WP: 0 PA: 47 PB: 1 SB: 0 CS: 0
<b>PITCHER</b>	IP	WLS	BF	H	R	ER	SO	BB	IBB	HBP	BLK	WP	HR	S	P	ERA	WHIP		
<b>Reggie Cleveland, R</b> (1, 1) ERA: 3.13	6.0	L	33	10	5	5	3	1	1	0	0	0	0	36	45	7.50	1.833		
<b>Diego Segui, R</b> (7, 1) ERA: 2.75	1.0		4	0	0	0	1	0	1	0	0	0	0	5	9	0.00	0.000		
<b>Wayne Granger, R</b> (8, 1) ERA: 4.24	0.1		6	1	5	3	0	1	1	1	0	0	0	3	12	81.00	6.000		
<b>Ed Sprague, R</b> (8, 1) ERA: 4.91	0.2		4	1	0	0	0	1	0	0	0	0	0	3	7	0.00	3.000		

AB	35
R	3
H	10
RBI	2
BB	2
SO	3
LOB	21





Batter	1	2	3	4	5	6	7	8	9	AB	R	H	RBI	BB	SO	LOB	TOP	
Lou Brock, L OBP: 0.361, SLG: 0.384 (1, 7)	F5		S 2B 1B	5-3		S 1-3 2-H 1B		G6-4-3		5	1	2	1	0	0	1		
Ted Sizemore, R OBP: 0.375, SLG: 0.324 (1, 4)	L7		1B	L6		6-3			F9	5	1	1	1	0	0	2		
Luis Melendez, R OBP: 0.308, SLG: 0.313 (1, 8)	E 1B 1B		1B 1B		F7		F9		4-3	5	2	2	1	0	0	0		
Ted Simmons, S OBP: 0.359, SLG: 0.419 (1, 2)	E5 1B 1-2		BB 1B 1B		G5-4-3 1B		FC5-4 1B		6-3	5	0	3	0	0	0	1		
Joe Torre, R OBP: 0.380, SLG: 0.413 (1, 3)	1-3 2-H 1B		1-2 2-H 1B		G5-4-3 1-2		FC5-4 1B			4	0	3	2	0	0	1		
Ken Reitz, R OBP: 0.266, SLG: 0.353 (1, 5)		F7	F2			BB 1B	FC5-4 1-2 2-3			4	1	1	0	0	0	4		
Bernie Carbo, L OBP: 0.388, SLG: 0.406 (1, 9)	F8		1-2 2-3 BB		P6		F5			3	0	0	0	1	0	3	AB 38	
Mike Tyson, R OBP: 0.281, SLG: 0.294 (1, 6)	K		F8		F7			G6-4-3 1B		4	0	1	0	0	1	4	R 5	
Tom Murphy, R OBP: 0.227, SLG: 0.238 (3, 1) Orlando Pena, R OBP: 0.287, SLG: 0.600 (6, PH) Bake McBride, L OBP: 0.287, SLG: 0.600 (6, PH) Al Hrabosky, R OBP: 0.287, SLG: 0.600 (6, PH) Dave Campbell, R OBP: 0.287, SLG: 0.600 (6, PH) Diego Segui, R OBP: 0.287, SLG: 0.600 (6, PH)	F9			K		1B 1-2 BB	P1			1	0	0	0	0	0	0	H 13	
										0	0	0	0	0	0	0	RBI 5	
										0	0	0	0	0	0	0	BB 2	
										0	0	0	0	0	0	0	SO 2	
										0	0	0	0	0	0	0	LOB 17	
										1B: 12	SF: 0	WP: 0	PA: 40					
										2B: 1	SAC: 0	FB: 0						
										3B: 0	DP: 2	SB: 2						
										HR: 0	HBP: 0	CS: 0						
Inning Stats	R: 1 E: 1 K: 0 S: 5	H: 2 LOB: 2 BB: 0 P: 5	R: 0 E: 0 K: 1 S: 5	H: 0 LOB: 0 BB: 0 P: 5	R: 3 E: 0 K: 0 S: 8	H: 5 LOB: 3 BB: 1 P: 12	R: 0 E: 0 K: 1 S: 5	H: 0 LOB: 0 BB: 0 P: 5	R: 0 E: 0 K: 0 S: 3	H: 1 LOB: 0 BB: 0 P: 3	R: 1 E: 0 K: 0 S: 5	H: 2 LOB: 2 BB: 1 P: 9	R: 0 E: 0 K: 0 S: 5	H: 2 LOB: 2 BB: 0 P: 5	R: 0 E: 0 K: 0 S: 3	H: 1 LOB: 0 BB: 0 P: 3	R: 0 E: 0 K: 0 S: 3	H: 0 LOB: 0 BB: 0 P: 3
PITCHER	IP	WLS	BF	H	R	ER	SO	BB	IBB	HBP	BLK	WP	HR	S	P	ERA	WHIP	
Ray Sadecki, L ERA: 3.49 (1, 1)	2.1		14	7	4	3	1	0	0	0	0	0	0	16	16	11.57	3.000	
Buzz Capra, R ERA: 4.52 (3, 1)	3.2	W	15	3	1	1	1	2	0	0	0	0	0	15	23	2.46	1.364	
Tug McGraw, L ERA: 5.27 (7, 1)	3.0	S	11	3	0	0	0	0	0	0	0	0	0	11	11	0.00	1.000	

St. Louis Cardinals @ New York Mets  
Shea Stadium, Flushing, NY  
Tue Aug 07 1973, 3:33 AM EDT  
Att: 10,519 - Unknown

AB 38  
R 5  
H 13  
RBI 5  
BB 2  
SO 2  
LOB 17



Batter	1	2	3	4	5	6	7	8	9	AB	R	H	RBI	BB	SO	LOB	BOTTOM	
Don Hahn, R OBP: 0.306, SLG: 0.318 (1, 8)	FC6-4 1B	6-3		E5 FC9-6		E1 WP SH5-3 BB		F8		5	0	1	0	0	0	2		
Felix Milten, R OBP: 0.328, SLG: 0.362 (1, 4)	FC6-4 1-2 2B	6-3		FC9-6 BB 1B		SH5-3		5-3		4	1	0	0	0	0	4		
Rusty Staub, L OBP: 0.356, SLG: 0.422 (1, 9)	P6		2B 1B	BB 1B		BB 1B				3	1	2	1	1	0	1		
John Milner, L OBP: 0.334, SLG: 0.488 (1, 3)	1-H 2B		1-3 1B 2B	FC5-4 BB		4-3				3	1	2	1	1	0	1		
Cleon Jones, R OBP: 0.322, SLG: 0.383 (1, 7)	K		G5-4-3 1B	FC5-4		G3				4	0	1	2	0	1	4		
Wayne Garrett, L OBP: 0.345, SLG: 0.352 (1, 5)		1B 1B	F7		F8		K			4	1	1	0	0	1	1		
Duffy Dyer, R OBP: 0.253, SLG: 0.246 (1, 2)	K		G5-4-3		1B		BB			3	0	1	0	1	1	2	AB 33	
Ted Martinez, R OBP: 0.272, SLG: 0.256 (1, 6)	1B WP 1B			E SH1-3 1B 1B		F8		F9		4	2	2	0	0	0	2	R 6	
Ray Sadecki, L OBP: 0.250, SLG: 0.350 (3, 1) Buzz Capra, R OBP: 0.287, SLG: 0.600 (6, PH) Tug McGraw, R OBP: 0.083, SLG: 0.083 (7, 1)	1-3 2-H 1B			SH1-3		4-3		K		1	0	1	1	0	0	0	H 11	
										1	0	0	0	0	0	1	RBI 5	
										1	0	0	0	0	1	0	BB 3	
										1	0	0	0	0	1	0	SO 4	
										1B: 9	SF: 0	WP: 2	PA: 38					
										2B: 2	SAC: 2	FB: 0						
										3B: 0	DP: 1	SB: 0						
										HR: 0	HBP: 0	CS: 0						
Inning Stats	R: 1 E: 0 K: 1 S: 7	H: 3 LOB: 1 BB: 0 P: 8	R: 2 E: 0 K: 1 S: 8	H: 3 LOB: 0 BB: 0 P: 5	R: 1 E: 1 K: 0 S: 6	H: 2 LOB: 3 BB: 1 P: 10	R: 0 E: 0 K: 0 S: 4	H: 1 LOB: 1 BB: 0 P: 4	R: 0 E: 1 K: 0 S: 3	H: 0 LOB: 1 BB: 1 P: 7	R: 0 E: 0 K: 1 S: 5	H: 0 LOB: 0 BB: 1 P: 9	R: 0 E: 0 K: 1 S: 5	H: 0 LOB: 0 BB: 0 P: 5	R: 0 E: 0 K: 1 S: 5	H: 0 LOB: 0 BB: 0 P: 5		
PITCHER	IP	WLS	BF	H	R	ER	SO	BB	IBB	HBP	BLK	WP	HR	S	P	ERA	WHIP	
Tom Murphy, R ERA: 3.41 (1, 1)	2.0	L	13	7	5	5	2	0	0	0	0	0	0	13	17	0.00	3.500	
Orlando Pena, R ERA: 3.19 (3, 1)	3.0		14	4	1	0	0	1	0	0	0	0	0	13	17	0.00	1.667	
Al Hrabosky, L ERA: 1.89 (6, 1)	2.0		8	0	0	0	1	2	0	0	0	1	0	8	16	0.00	1.000	
Diego Segui, R ERA: 2.7 (8, 1)	1.0		3	0	0	0	1	0	0	0	0	0	0	5	5	0.00	0.000	

St. Louis Cardinals @ New York Mets  
Shea Stadium, Flushing, NY  
Tue Aug 07 1973, 3:33 AM EDT  
Att: 10,519 - Unknown

AB 33  
R 6  
H 11  
RBI 5  
BB 3  
SO 4  
LOB 18





Batter	1	2	3	4	5	6	7	8	9	AB R H RBI BB SO LOB	TOP													
Don Hahn, R OBP: 0.304, SLG: 0.310 (1, 8)										3 0 0 0 1 1 0	<b>New York Mets @ Los Angeles Dodgers</b> Dodger Stadium, Los Angeles, CA Wed Aug 08 1973, 7:05 PM PDT Att: 24,219 - Unknown													
Felix Milten, R OBP: 0.328, SLG: 0.359 (1, 4)										3 0 0 0 1 0 1														
Rusty Staub, L OBP: 0.355, SLG: 0.421 (1, 9)										4 0 1 0 0 0 1														
John Milner, L OBP: 0.336, SLG: 0.486 (1, 3)										3 1 1 0 1 1 1														
Cleon Jones, R OBP: 0.315, SLG: 0.375 (1, 7)										4 0 0 0 0 0 3														
Wayne Garrett, L OBP: 0.344, SLG: 0.350 (1, 5)										4 0 1 0 0 2 1														
Jerry Grote, R OBP: 0.280, SLG: 0.289 (1, 2)										4 0 2 1 0 0 1														
Ted Martinez, R OBP: 0.273, SLG: 0.262 (1, 6)										3 0 1 0 0 1 2														
Jon Matlack, L OBP: 0.216, SLG: 0.091 (1, 1)										3 0 0 0 0 3 2														
<b>Inning Stats</b>	R: 0 E: 0 K: 0 S: 2	H: 0 LOB: 0 BB: 1 P: 6	R: 1 E: 0 K: 1 S: 6	H: 2 LOB: 2 BB: 1 P: 10	R: 0 E: 0 K: 1 S: 5	H: 0 LOB: 0 BB: 0 P: 5	R: 0 E: 0 K: 1 S: 5	H: 1 LOB: 1 BB: 0 P: 5	R: 0 E: 0 K: 2 S: 8	H: 1 LOB: 1 BB: 0 P: 8		R: 0 E: 0 K: 1 S: 6	H: 1 LOB: 1 BB: 0 P: 6	R: 0 E: 0 K: 1 S: 5	H: 0 LOB: 1 BB: 1 P: 9	R: 0 E: 0 K: 1 S: 5	H: 0 LOB: 0 BB: 0 P: 5	R: 0 E: 0 K: 1 S: 5	H: 0 LOB: 0 BB: 0 P: 5	R: 0 E: 0 K: 1 S: 5	H: 0 LOB: 0 BB: 0 P: 5	1B: 4 2B: 2 3B: 0 HR: 0	SF: 0 SAC: 0 DP: 1 HBP: 0	WP: 1 PB: 0 SB: 1 CS: 0
<b>PITCHER</b>	IP WLS BF H R ER SO BB IBB HBP BLK WP HR S P ERA WHIP																							
Andy Messersmith, R ERA: 2.83 (1, 1)	8.0 L 31 6 1 1 7 3 0 0 0 1 0 42 54 1.12 1.125																							
Pete Richert, L ERA: 2.01 (9, 1)	1.0 3 0 0 0 1 0 0 0 0 0 0 5 5 0.00 0.000																							

Batter	1	2	3	4	5	6	7	8	9	AB R H RBI BB SO LOB	BOTTOM													
Davey Lopes, R OBP: 0.351, SLG: 0.345 (1, 4)										4 0 0 0 0 1 1	<b>New York Mets @ Los Angeles Dodgers</b> Dodger Stadium, Los Angeles, CA Wed Aug 08 1973, 7:05 PM PDT Att: 24,219 - Unknown													
Manny Mota, R OBP: 0.382, SLG: 0.381 (1, 7)										4 0 1 0 0 0 1														
Willie Davis, L OBP: 0.334, SLG: 0.467 (1, 8)										4 0 1 0 0 1 1														
Steve Garvey, R OBP: 0.332, SLG: 0.437 (1, 3)										3 0 0 0 0 0 2														
Joe Ferguson, R OBP: 0.370, SLG: 0.441 (1, 2)										2 0 0 0 1 1 1														
Ron Cey, R OBP: 0.356, SLG: 0.404 (1, 5)										3 0 0 0 0 2 1														
Willie Crawford, L OBP: 0.398, SLG: 0.448 (1, 9)										3 0 0 0 0 2 0														
Bill Russell, R OBP: 0.310, SLG: 0.349 (1, 6)										3 0 0 0 0 2 0														
Andy Messersmith, R OBP: 0.240, SLG: 0.225 (1, 1)										1 0 0 0 1 0 0														
Ken McMullen, R OBP: 0.253, SLG: 0.500 (8, PH)										1 0 0 0 0 0 0														
Pete Richert, L OBP: 0.200, SLG: 0.200 (9, 1)										0 0 0 0 0 0 0														
<b>Inning Stats</b>	R: 0 E: 0 K: 0 S: 4	H: 1 LOB: 1 BB: 0 P: 4	R: 0 E: 0 K: 3 S: 9	H: 0 LOB: 0 BB: 0 P: 9	R: 0 E: 0 K: 2 S: 7	H: 0 LOB: 0 BB: 0 P: 7	R: 0 E: 0 K: 1 S: 6	H: 1 LOB: 1 BB: 0 P: 6	R: 0 E: 0 K: 1 S: 5	H: 0 LOB: 0 BB: 0 P: 5	R: 0 E: 0 K: 0 S: 2	H: 0 LOB: 1 BB: 1 P: 6	R: 0 E: 0 K: 0 S: 3	H: 0 LOB: 1 BB: 1 P: 7	R: 0 E: 0 K: 2 S: 7	H: 0 LOB: 0 BB: 0 P: 7	R: 0 E: 0 K: 0 S: 3	H: 0 LOB: 0 BB: 0 P: 3	R: 0 E: 0 K: 0 S: 3	H: 0 LOB: 0 BB: 0 P: 3	1B: 2 2B: 0 3B: 0 HR: 0	SF: 0 SAC: 0 DP: 1 HBP: 0	WP: 0 PB: 0 SB: 0 CS: 0	PA: 30
<b>PITCHER</b>	IP WLS BF H R ER SO BB IBB HBP BLK WP HR S P ERA WHIP																							
Jon Matlack, L ERA: 3.3 (1, 1)	9.0 W 30 2 0 0 9 2 0 0 0 0 0 46 54 0.00 0.444																							



Batter	1	2	3	4	5	6	7	8	9	AB	R	H	RBI	BB	SO	LOB	TOP
Don Hahn, R (1,8) OBP: 0.297, SLG: 0.302 Jim Beauchamp, R (9, PH) OBP: 0.362, SLG: 0.347	0-0 6-3		0-0 4-3			0-0 G6-3			4-0 G6-4-3 BB	3	0	0	0	0	0	1	
Felix Milan, R (1,4) OBP: 0.325, SLG: 0.356	0-0 1-3			0-0 4-3		0-0 4-3			0-0 G6-4-3	4	0	0	0	0	0	1	
Rusty Staub, L (1,9) OBP: 0.355, SLG: 0.420	0-0 P5			0-3 K					0-0 G6-4-3 1B	3	0	1	0	0	1	0	
Cleon Jones, R (1,7)		0-0 2-3 1B		0-0 1B		0-0 G6-4-3			0-0 G6-4-3	3	0	2	0	0	0	1	
John Milner, L (1,3)		0-3 K		0-0 G3		0-0 F8			0-0 F8	3	0	0	0	0	1	2	
Jerry Grote, R (1,2)		0-0 2-3			0-3 K				0-0 5-3	3	0	0	0	0	1	1	
Wayne Garrett, L (1,5)		0-0 G3			0-0 1-3				0-0 3-1	3	0	0	0	0	0	1	
Ted Martinez, R (1,6)			0-0 6-3		0-0 1-3				0-0 F8	3	0	0	0	0	0	0	
Jerry Koosman, R (1,1) Willie Mays, R (9, PH) OBP: 0.289, SLG: 0.351			0-0 5-3			0-0 G6-3 1B			0-0 5-3	2	0	1	0	0	0	0	
<b>Inning Stats</b>	R: 0 E: 0 K: 0 S: 3	H: 0 LOB: 0 BB: 0 P: 3	R: 0 E: 0 K: 1 S: 6	H: 1 LOB: 1 BB: 0 P: 6	R: 0 E: 0 K: 0 S: 3	H: 0 LOB: 0 BB: 0 P: 3	R: 0 E: 0 K: 1 S: 5	H: 1 LOB: 1 BB: 0 P: 5	R: 0 E: 0 K: 0 S: 3	H: 1 LOB: 0 BB: 0 P: 3	R: 0 E: 0 K: 0 S: 3	H: 0 LOB: 0 BB: 1 P: 3	R: 0 E: 0 K: 0 S: 2	H: 0 LOB: 0 BB: 1 P: 6	1B: 4 2B: 0 3B: 0 HR: 0	SF: 0 SAC: 0 DP: 3 HBP: 0	WP: 0 PA: 29 PB: 0 SB: 0 CS: 0
<b>PITCHER</b> Claude Osteen, L (1,1) ERA: 2.74	IP: 9.0 WLS: W BF: 29 H: 4 R: 0 ER: 0 SO: 3 BB: 1 IBB: 0 HBP: 0 BLK: 0 WP: 0 HR: 0 S: 34 P: 38 ERA: 0.00 WHIP: 0.556																

New York Mets @ Los Angeles Dodgers  
Dodger Stadium, Los Angeles, CA  
Thu Aug 09 1973, 7:05 PM PDT  
Att: 24,737 - Unknown

AB 28  
R 0  
H 4  
RBI 0  
BB 1  
SO 3  
LOB 7



Batter	1	2	3	4	5	6	7	8	9	AB	R	H	RBI	BB	SO	LOB	BOTTOM
Davey Lopes, R (1,4) OBP: 0.350, SLG: 0.349	0-0 4-3		0-0 G5-4-3		0-0 4-3			0-0 1B 3B		4	1	1	0	0	0	3	
Manny Mota, R (1,7) Willie Crawford, L (9,9) OBP: 0.398, SLG: 0.448	0-0 4-3			0-0 FC3-6 1B	0-0 4-3			0-0 FC4-6 1B		4	0	2	1	0	0	2	
Willie Davis, L (1,8) OBP: 0.333, SLG: 0.465	0-0 G3			0-0 FC3-6 1B		0-0 1B		0-0 FC4-6 1B		4	0	1	0	0	0	2	
Steve Garvey, R (1,3)		0-0 6-3		0-0 1B		0-0 F7		0-0 P4		4	0	1	0	0	0	1	
Joe Ferguson, R (1,2)		0-0 E1 1B		0-0 P6		0-0 F3				3	0	1	0	0	0	2	
Ron Cey, R (1,5) OBP: 0.354, SLG: 0.401		0-0 5-3		0-0 F8			0-0 F7			3	0	0	0	0	0	3	
Tom Paciorek, R (1,9) OBP: 0.274, SLG: 0.300					0-0 SH2-4 1B			0-3 K		3	0	1	0	0	1	1	
Bill Russell, R (1,6) OBP: 0.313, SLG: 0.351			0-0 FC2-6 1B		0-0 SH2-4 1B			0-0 F9		3	0	2	0	0	0	0	
Claude Osteen, L (1,1) OBP: 0.197, SLG: 0.186			0-0 FC2-6 G5-4-3		0-0 SH2-4			0-0 3B 1B		2	0	1	0	0	0	1	
<b>Inning Stats</b>	R: 0 E: 0 K: 0 S: 3	H: 0 LOB: 0 BB: 0 P: 3	R: 0 E: 1 K: 0 S: 4	H: 1 LOB: 1 BB: 0 P: 4	R: 0 E: 0 K: 0 S: 3	H: 1 LOB: 0 BB: 0 P: 3	R: 0 E: 0 K: 0 S: 5	H: 2 LOB: 2 BB: 0 P: 5	R: 0 E: 0 K: 0 S: 3	H: 1 LOB: 1 BB: 0 P: 3	R: 0 E: 0 K: 1 S: 5	H: 0 LOB: 0 BB: 0 P: 5	R: 1 E: 0 K: 0 S: 5	H: 3 LOB: 1 BB: 0 P: 5	1B: 9 2B: 0 3B: 1 HR: 0	SF: 0 SAC: 1 DP: 1 HBP: 0	WP: 0 PA: 31 PB: 0 SB: 0 CS: 0
<b>PITCHER</b> Jerry Koosman, L (1,1) ERA: 3.25	IP: 8.0 WLS: L BF: 31 H: 10 R: 1 ER: 1 SO: 1 BB: 0 IBB: 0 HBP: 0 BLK: 0 WP: 0 HR: 0 S: 33 P: 33 ERA: 1.12 WHIP: 1.250																

New York Mets @ Los Angeles Dodgers  
Dodger Stadium, Los Angeles, CA  
Thu Aug 09 1973, 7:05 PM PDT  
Att: 24,737 - Unknown

AB 30  
R 1  
H 10  
RBI 1  
BB 0  
SO 1  
LOB 15





Batter	1	2	3	4	5	6	7	8	9	AB	R	H	RBI	BB	SO	LOB	TOP										
<b>Don Hahn, R</b> OBP: 0.293, SLG: 0.298 (1, 8)										5	0	1	0	0	2	1	<b>New York Mets @ San Francisco Giants</b> Candlestick Park, San Francisco, CA Fri Aug 10, 1973, 10:05 PM EDT Att: 8,692 - Unknown										
<b>Felix Milan, R</b> OBP: 0.322, SLG: 0.352 (1, 4)										5	0	0	1	0	0	1											
<b>Rusty Staub, L</b> OBP: 0.355, SLG: 0.418 (1, 9)										4	1	1	0	1	1	2											
<b>John Milner, L</b> OBP: 0.334, SLG: 0.487 (1, 3)										5	1	2	0	0	0	2											
<b>Cleon Jones, R</b> OBP: 0.324, SLG: 0.382 (1, 7)										4	2	2	1	0	0	1											
<b>Wayne Garrett, L</b> OBP: 0.343, SLG: 0.361 (1, 5)										4	1	2	3	0	0	1											
<b>Jerry Grote, R</b> OBP: 0.254, SLG: 0.281 (1, 2)										4	0	1	0	0	0	2											
<b>Ted Martinez, R</b> OBP: 0.276, SLG: 0.268 (1, 6)										4	2	3	0	0	0	1											
<b>Tom Seaver, R</b> OBP: 0.229, SLG: 0.231 (1, 1)										4	0	1	2	0	2	3											
<b>Inning Stats</b>	R: 0 E: 1 K: 0 S: 4	H: 0 LOB: 1 BB: 0 P: 4	R: 2 E: 0 K: 1 S: 8	H: 3 LOB: 1 BB: 0 P: 8	R: 0 E: 0 K: 0 S: 4	H: 1 LOB: 1 BB: 0 P: 4	R: 0 E: 0 K: 0 S: 4	H: 2 LOB: 1 BB: 0 P: 4	R: 4 E: 0 K: 2 S: 9	H: 4 LOB: 0 BB: 0 P: 7	R: 1 E: 0 K: 2 S: 9	H: 2 LOB: 1 BB: 0 P: 9	R: 0 E: 0 K: 0 S: 3	H: 0 LOB: 0 BB: 0 P: 3	R: 0 E: 0 K: 1 S: 5	H: 1 LOB: 0 BB: 0 P: 5	R: 0 E: 0 K: 1 S: 5	H: 0 LOB: 1 BB: 1 P: 9	1B: 9 2B: 2 3B: 1 HR: 1	SF: 0 SAC: 0 DP: 2 HBP: 0	WP: 0 PB: 0 SB: 0 CS: 0	PA: 40					
<b>PITCHER</b>	IP	WLS	BF	H	R	ER	SO	BB	IBB	HBP	BLK	WP	HR	S	P	ERA	WHIP										
<b>Juan Marichal, R</b> ERA: 3.73 (1, 1)	4.2	L	24	10	6	6	1	0	0	0	0	0	1	26	26	11.57	2.143										
<b>Don Carrithers, R</b> ERA: 4.29 (5, 1)	1.1		6	2	1	1	2	0	0	0	0	0	0	10	10	6.75	1.500										
<b>Jim Willoughby, R</b> ERA: 4.66 (7, 1)	3.0		10	1	0	0	2	1	0	0	0	0	0	13	17	0.00	0.667										
Batter	1	2	3	4	5	6	7	8	9	AB	R	H	RBI	BB	SO	LOB	BOTTOM										
<b>Gary Thomasson, L</b> OBP: 0.345, SLG: 0.409 (1, 8)										4	1	1	0	1	0	4	<b>New York Mets @ San Francisco Giants</b> Candlestick Park, San Francisco, CA Fri Aug 10, 1973, 10:05 PM EDT Att: 8,692 - Unknown										
<b>Tito Fuentes, S</b> OBP: 0.316, SLG: 0.357 (1, 4)										5	0	2	0	0	2	2											
<b>Bobby Bonds, R</b> OBP: 0.393, SLG: 0.579 (1, 9)										3	0	0	1	0	1	1											
<b>Willie McCovey, L</b> OBP: 0.429, SLG: 0.522 (1, 3)										3	0	1	0	1	1	0											
<b>Ed Goodson, L</b> OBP: 0.335, SLG: 0.461 (1, 5)										4	0	1	0	0	0	3											
<b>Gary Matthews, R</b> OBP: 0.384, SLG: 0.471 (1, 7)										4	0	2	0	0	1	2											
<b>Chris Speier, R</b> OBP: 0.339, SLG: 0.372 (1, 6)										4	0	0	0	0	0	5											
<b>Dave Rader, L</b> OBP: 0.318, SLG: 0.337 (1, 2)										4	0	0	0	0	1	6											
<b>Juan Marichal, R</b> OBP: 0.286, SLG: 0.260 (1, 1)										1	0	0	0	0	0	0											
<b>Don Carrithers, R</b> OBP: 0.308, SLG: 0.308 (5, 1)										1	0	0	0	0	1	0											
<b>Steve Ontiveros, S</b> (6, PH)										1	0	0	0	0	0	2											
<b>Jim Willoughby, R</b> OBP: 0.240, SLG: 0.348 (7, 1)										0	0	0	0	0	0	0											
<b>Garry Maddox, R</b> OBP: 0.337, SLG: 0.432 (9, PH)										1	0	1	0	0	0	0											
<b>Inning Stats</b>	R: 0 E: 0 K: 0 S: 3	H: 1 LOB: 0 BB: 0 P: 3	R: 0 E: 0 K: 1 S: 7	H: 2 LOB: 2 BB: 0 P: 7	R: 0 E: 0 K: 1 S: 7	H: 1 LOB: 1 BB: 0 P: 6	R: 0 E: 1 K: 1 S: 7	H: 1 LOB: 2 BB: 0 P: 7	R: 1 E: 0 K: 0 S: 6	H: 1 LOB: 2 BB: 2 P: 14	R: 0 E: 2 K: 0 S: 5	H: 1 LOB: 2 BB: 0 P: 5	R: 0 E: 0 K: 2 S: 7	H: 0 LOB: 0 BB: 0 P: 7	R: 0 E: 0 K: 0 S: 3	H: 0 LOB: 0 BB: 0 P: 3	R: 0 E: 0 K: 1 S: 6	H: 1 LOB: 1 BB: 0 P: 6	1B: 7 2B: 1 3B: 0 HR: 0	SF: 1 SAC: 0 DP: 1 HBP: 0	WP: 1 PB: 0 SB: 0 CS: 0	PA: 38					
<b>PITCHER</b>	IP	WLS	BF	H	R	ER	SO	BB	IBB	HBP	BLK	WP	HR	S	P	ERA	WHIP										
<b>Tom Seaver, R</b> ERA: 1.86 (1, 1)	9.0	W	38	8	1	1	7	2	0	0	0	1	0	50	58	1.00	1.111										



Batter	1	2	3	4	5	6	7	8	9	10	11	12	13	AB R H RBI BB SO LOB	TOP														
Don Hahn, R OBP: 0.265, SLG: 0.331 (1, 8)														6 2 2 1 0 1 3	<b>New York Mets @ San Francisco Giants</b> Candlestick Park, San Francisco, CA Sat Aug 11 1973, 6:33 AM EDT Att: 15,762 - Unknown <a href="http://livebaseballscorecards.com">livebaseballscorecards.com</a>														
Felix Millan, R OBP: 0.322, SLG: 0.354 (1, 4)														6 1 2 0 0 0 3															
Rusty Staub, L OBP: 0.355, SLG: 0.416 (1, 9)														5 1 1 2 1 0 4															
John Milner, L OBP: 0.331, SLG: 0.490 (1, 3)														6 1 1 3 0 1 4															
Cleon Jones, R OBP: 0.315, SLG: 0.371 (1, 7)														6 0 0 0 0 1 1															
Wayne Garrett, L OBP: 0.338, SLG: 0.354 (1, 5)														6 0 0 0 0 2 0															
Ron Hodges, L OBP: 0.267, SLG: 0.264 (1, 2)														1 0 0 0 0 0 0															
Duffy Dyer, R OBP: 0.247, SLG: 0.240 (2, 2)														4 0 0 0 0 1 0															
Ted Martinez, R OBP: 0.280, SLG: 0.267 (1, 6)														1 0 0 0 0 0 0															
Brian Ostrasser, L (5, 6)														1 0 0 0 0 0 0															
Willie Mays, R OBP: 0.293, SLG: 0.360 (9, PH)														1 0 1 0 0 0 0															
Jerry Grote, R OBP: 0.252, SLG: 0.279 (9, 5)														1 0 0 0 0 0 0															
George Stone, L OBP: 0.265, SLG: 0.264 (1, 1)														0 0 0 0 0 0 0															
Tom Bradley, R ERA: 3.9 (1, 1)														0 0 0 0 0 0 0															
Elias Sosa, R ERA: 3.29 (6, 1)														0 0 0 0 0 0 0															
Randy Moffitt, R ERA: 2.65 (11, 1)														0 0 0 0 0 0 0															
<b>Inning Stats</b>	R: 1 E: 0 K: 2 S: 9	H: 2 LOB: 1 BB: 0 P: 9	R: 0 E: 0 K: 1 S: 5	H: 0 LOB: 0 BB: 0 P: 5	R: 1 E: 0 K: 0 S: 4	H: 1 LOB: 1 BB: 1 P: 8	R: 0 E: 0 K: 0 S: 5	H: 0 LOB: 0 BB: 0 P: 5	R: 0 E: 1 K: 1 S: 6	H: 1 LOB: 2 BB: 1 P: 10	R: 0 E: 0 K: 1 S: 5	H: 0 LOB: 0 BB: 0 P: 5	R: 0 E: 1 K: 0 S: 3	H: 0 LOB: 0 BB: 0 P: 3		R: 0 E: 0 K: 0 S: 3	H: 0 LOB: 0 BB: 0 P: 3	R: 0 E: 0 K: 0 S: 3	H: 0 LOB: 0 BB: 0 P: 3	R: 0 E: 0 K: 0 S: 3	H: 0 LOB: 0 BB: 0 P: 3	R: 0 E: 0 K: 0 S: 3	H: 0 LOB: 0 BB: 0 P: 3	1B: 3 2B: 3 3B: 0 HR: 2	SF: 0 SAC: 0 DP: 0 HBP: 1	W/P: 0 PB: 0 SB: 0 CS: 0	PA: 51		
<b>PITCHER</b>	IP WLS BF H R ER SO BB IBB HBP BLK WP HR S P ERA WHIP																												
Tom Bradley, R ERA: 3.9 (1, 1)	5.0	WLS: 23	H: 6	R: 6	ER: 6	SO: 4	BB: 1	IBB: 0	HBP: 1	BLK: 0	WP: 0	HR: 2	S: 29	P: 34		ERA: 10.80	WHIP: 1.400												
Elias Sosa, R ERA: 3.29 (6, 1)	5.0	WLS: 19	H: 2	R: 1	ER: 0	SO: 2	BB: 1	IBB: 0	HBP: 0	BLK: 1	WP: 0	HR: 0	S: 22	P: 26	ERA: 0.00	WHIP: 0.600													
Randy Moffitt, R ERA: 2.65 (11, 1)	3.0	WLS: 9	H: 0	R: 0	ER: 0	SO: 0	BB: 0	IBB: 0	HBP: 0	BLK: 0	WP: 0	HR: 0	S: 9	P: 9	ERA: 0.00	WHIP: 0.000													

Batter	1	2	3	4	5	6	7	8	9	10	11	12	13	AB R H RBI BB SO LOB	BOTTOM														
Gary Maddox, R OBP: 0.340, SLG: 0.434 (1, 8)														5 1 2 0 1 0 4	<b>New York Mets @ San Francisco Giants</b> Candlestick Park, San Francisco, CA Sat Aug 11 1973, 6:33 AM EDT Att: 15,762 - Unknown <a href="http://livebaseballscorecards.com">livebaseballscorecards.com</a>														
Tito Fuentes, S OBP: 0.312, SLG: 0.351 (1, 4)														7 1 0 0 0 1 7															
Ed Goodson, L OBP: 0.265, SLG: 0.460 (1, 5)														5 1 2 0 0 0 0															
Mike Phillips, L OBP: 0.265, SLG: 0.267 (12, PH)														0 0 0 0 0 0 0															
Willie McCovey, L OBP: 0.252, SLG: 0.522 (12, PH)														0 0 0 0 1 1 0															
Bruce Millier, R OBP: 0.252, SLG: 0.128 (13, 5)														0 0 0 0 1 1 0															
Bobby Bonds, R OBP: 0.394, SLG: 0.588 (1, 5)														7 2 3 4 0 2 2															
Gary Matthews, R OBP: 0.383, SLG: 0.470 (1, 7)														5 1 1 1 1 1 0															
Chris Speier, R OBP: 0.339, SLG: 0.369 (1, 6)														4 1 0 0 2 2 3															
Gary Thomasson, L OBP: 0.341, SLG: 0.399 (1, 3)														4 1 0 0 1 0 1															
Chris Arnold, R OBP: 0.222, SLG: 0.379 (12, PH)														1 0 0 0 0 0 3															
Dave Kingman, R OBP: 0.241, SLG: 0.416 (13, 3)														0 0 0 0 0 0 0															
Mike Sadek, R OBP: 0.295, SLG: 0.162 (1, 2)														2 0 1 0 1 0 3															
Dave Rader, L OBP: 0.321, SLG: 0.340 (8, PH)														3 0 2 0 0 0 3															
Tom Bradley, R OBP: 0.214, SLG: 0.222 (1, 1)														2 0 1 1 0 1 2															
Elias Sosa, R OBP: 0.222, SLG: 0.125 (6, 1)														1 0 0 0 0 1 1															
Randy Moffitt, R OBP: 0.077, SLG: 0.077 (11, 1)														0 0 0 0 0 0 0															
Steve Ontiveros, S (13, PH)														1 0 0 0 0 1 0															
<b>Inning Stats</b>	R: 5 E: 1 K: 1 S: 11	H: 5 LOB: 2 BB: 2 P: 19	R: 0 E: 0 K: 2 S: 7	H: 0 LOB: 0 BB: 0 P: 7	R: 0 E: 0 K: 1 S: 5	H: 0 LOB: 2 BB: 2 P: 13	R: 0 E: 0 K: 1 S: 5	H: 0 LOB: 0 BB: 0 P: 5	R: 0 E: 0 K: 1 S: 6	H: 2 LOB: 1 BB: 0 P: 6	R: 1 E: 0 K: 0 S: 4	H: 1 LOB: 0 BB: 0 P: 4	R: 0 E: 0 K: 0 S: 4	H: 1 LOB: 1 BB: 1 P: 4		R: 0 E: 0 K: 0 S: 3	H: 1 LOB: 1 BB: 1 P: 3	R: 0 E: 0 K: 0 S: 3	H: 0 LOB: 0 BB: 0 P: 3	R: 0 E: 1 K: 0 S: 3	H: 1 LOB: 1 BB: 1 P: 7	R: 0 E: 1 K: 1 S: 6	H: 0 LOB: 3 BB: 2 P: 14	R: 1 E: 1 K: 1 S: 5	H: 1 LOB: 3 BB: 1 P: 10	1B: 8 2B: 2 3B: 1 HR: 1	SF: 0 SAC: 2 DP: 2 HBP: 1	W/P: 1 PB: 0 SB: 0 CS: 0	PA: 58
<b>PITCHER</b>	IP WLS BF H R ER SO BB IBB HBP BLK WP HR S P ERA WHIP																												
George Stone, L ERA: 2.99 (1, 1)	0.1	WLS: 7	H: 4	R: 4	ER: 4	SO: 0	BB: 2	IBB: 0	HBP: 0	BLK: 0	WP: 0	HR: 1	S: 5	P: 13	ERA: 108.00	WHIP: 18.000													
Buzz Capra, R ERA: 4.03 (1, 1)	3.2	WLS: 15	H: 1	R: 0	ER: 0	SO: 5	BB: 2	IBB: 0	HBP: 0	BLK: 0	WP: 1	HR: 0	S: 23	P: 31	ERA: 0.00	WHIP: 0.818													
John Strohmayr, R ERA: 5.48 (5, 1)	2.0	WLS: 7	H: 2	R: 0	ER: 0	SO: 2	BB: 0	IBB: 0	HBP: 0	BLK: 0	WP: 0	HR: 0	S: 11	P: 11	ERA: 0.00	WHIP: 1.000													
Harry Parker, R ERA: 3.53 (7, 1)	2.0	WLS: 8	H: 2	R: 1	ER: 1	SO: 0	BB: 0	IBB: 0	HBP: 0	BLK: 0	WP: 0	HR: 0	S: 8	P: 8	ERA: 4.50	WHIP: 1.000													
Tug McGraw, L ERA: 5.09 (9, 1)	4.1	WLS: 21	H: 3	R: 1	ER: 1	SO: 2	BB: 1	IBB: 3	HBP: 1	BLK: 0	WP: 0	HR: 0	S: 20	P: 37	ERA: 2.08	WHIP: 0.923													

**New York Mets @ San Francisco Giants**  
 Candlestick Park, San Francisco, CA  
 Sat Aug 11 1973, 6:33 AM EDT  
 Att: 15,762 - Unknown

AB	48
R	7
H	8
RBI	6
BB	2
SO	6
LOB	17



**New York Mets @ San Francisco Giants**  
 Candlestick Park, San Francisco, CA  
 Sat Aug 11 1973, 6:33 AM EDT  
 Att: 15,762 - Unknown

AB	47
R	8
H	12
RBI	6
BB	8
SO	9
LOB	29





Batter	1	2	3	4	5	6	7	8	9	AB	R	H	RBI	BB	SO	LOB	TOP					
Wayne Garrett, L (1.5) OBP: 0.337, SLG: 0.353 (7.6)										4	0	1	0	0	1	1	<b>New York Mets @ San Francisco Giants</b> Candlestick Park, San Francisco, CA Sun Aug 12 1973, 6:33 AM EDT Att: 13,490 - Unknown					
Felix Milan, R (1.4) OBP: 0.319, SLG: 0.351										4	0	0	0	0	1	2						
Willie Mays, R (1.3) OBP: 0.287, SLG: 0.352										4	0	0	0	0	0	1						
Cleon Jones, R (1.9) OBP: 0.318, SLG: 0.370										3	0	1	0	1	0	0						
John Milner, L (1.7) OBP: 0.328, SLG: 0.484										4	0	0	0	0	0	2						
Don Hahn, R (1.8) OBP: 0.301, SLG: 0.336										4	0	2	0	0	0	2						
Jerry Grote, R (1.2) OBP: 0.299, SLG: 0.280										3	1	1	0	1	2	1						
Brian Ostrasser, L (1.6) Duffy Dyer, R (7. PH) OBP: 0.246, SLG: 0.239 Jim McAndrew, R (7.1) OBP: 0.381, SLG: 0.200 Jim Beauchamp, R (9. PH) OBP: 0.367, SLG: 0.353										2	0	0	0	0	0	3						
Ray Sadecki, L (1.1) OBP: 0.238, SLG: 0.333 Ken Boswell, L (7. PH) OBP: 0.266, SLG: 0.318 (7.5)										1	0	0	0	0	0	0						
										1	0	1	0	0	0	0						
<b>Inning Stats</b>	R: 0 E: 0 K: 0 S: 3	H: 1 LOB: 0 BB: 0 P: 3	R: 0 E: 0 K: 0 S: 4	H: 1 LOB: 2 BB: 1 P: 8	R: 0 E: 0 K: 1 S: 5	H: 0 LOB: 0 BB: 0 P: 5	R: 0 E: 0 K: 0 S: 3	H: 0 LOB: 1 BB: 1 P: 7	R: 1 E: 1 K: 0 S: 5	H: 1 LOB: 0 BB: 0 P: 5	R: 0 E: 0 K: 0 S: 4	H: 1 LOB: 1 BB: 0 P: 4	R: 0 E: 0 K: 2 S: 8	H: 1 LOB: 0 BB: 0 P: 8	R: 0 E: 0 K: 1 S: 6	H: 0 LOB: 0 BB: 0 P: 3	R: 0 E: 0 K: 1 S: 6	H: 1 LOB: 1 BB: 0 P: 6	1B: 6 2B: 1 3B: 0 HR: 0	SF: 0 SAC: 1 DP: 1 HBP: 0	WP: 0 PB: 0 SB: 0 CS: 0	PA: 35
<b>PITCHER</b> Ron Bryant, L (1.1) ERA: 2.84	IP: 9.0 WLS: W BF: 35 H: 6 R: 1 ER: 0 SO: 4 BB: 1 IBB: 1 HBP: 0 BLK: 1 WP: 0 HR: 0 S: 41 P: 49 ERA: 0.00 WHIP: 0.778															<b>PITCHER</b>						

Batter	1	2	3	4	5	6	7	8	9	AB	R	H	RBI	BB	SO	LOB	BOTTOM			
Garry Maddox, R (1.8) OBP: 0.340, SLG: 0.435										4	1	1	0	0	0	1	<b>New York Mets @ San Francisco Giants</b> Candlestick Park, San Francisco, CA Sun Aug 12 1973, 6:33 AM EDT Att: 13,490 - Unknown			
Tito Fuentes, S (1.4) OBP: 0.313, SLG: 0.361										4	1	2	4	0	1	0				
Ed Goodson, L (1.5) OBP: 0.332, SLG: 0.455										4	0	0	0	0	0	1				
Bobby Bonds, R (1.9) OBP: 0.395, SLG: 0.589										4	0	2	0	0	0	1				
Chris Speier, R (1.6) OBP: 0.341, SLG: 0.368										3	0	1	0	1	0	1				
Gary Thomasson, L (1.7) OBP: 0.335, SLG: 0.392 Jim Howarth, L (8.7) OBP: 0.250, SLG: 0.229										3	0	0	0	0	3	4				
Dave Kingman, R (1.3) OBP: 0.241, SLG: 0.409										3	0	0	0	1	2	3				
Dave Rader, L (1.2) OBP: 0.318, SLG: 0.336										4	0	0	0	0	2	5				
Ron Bryant, S (1.1) OBP: 0.221, SLG: 0.169										1	2	0	0	2	0	0				
<b>Inning Stats</b>	R: 0 E: 0 K: 0 S: 3	H: 0 LOB: 0 BB: 0 P: 3	R: 0 E: 0 K: 2 S: 9	H: 2 LOB: 2 BB: 0 P: 9	R: 0 E: 0 K: 1 S: 5	H: 0 LOB: 0 BB: 0 P: 5	R: 0 E: 1 K: 1 S: 5	H: 0 LOB: 1 BB: 1 P: 9	R: 3 E: 0 K: 2 S: 9	H: 2 LOB: 0 BB: 1 P: 13	R: 0 E: 0 K: 1 S: 6	H: 1 LOB: 2 BB: 1 P: 10	R: 1 E: 0 K: 0 S: 4	H: 1 LOB: 1 BB: 1 P: 8	R: 0 E: 0 K: 1 S: 6	H: 1 LOB: 1 BB: 0 P: 6		1B: 3 2B: 3 3B: 0 HR: 1	SF: 0 SAC: 0 DP: 0 HBP: 0	WP: 0 PB: 1 SB: 0 CS: 0
<b>PITCHER</b> Ray Sadecki, L (1.1) ERA: 3.57 Jim McAndrew, R (7.1) ERA: 5.7	IP: 6.0 WLS: L BF: 26 H: 5 R: 3 ER: 3 SO: 7 BB: 2 IBB: 1 HBP: 0 BLK: 0 WP: 0 HR: 1 S: 37 P: 49 ERA: 4.50 WHIP: 1.167															<b>PITCHER</b>				







Batter	1	2	3	4	5	6	7	8	9	AB	R	H	RBI	BB	SO	LOB	TOP					
Wayne Garrett, L (1.5)	5-3		4-3		K		P4		4-3	5	0	0	0	0	1	0	<b>New York Mets @ San Diego Padres</b> San Diego Stadium, San Diego, CA Tue Aug 14 1973, 10:05 PM EDT Att: 3,969 - Unknown					
Felix Milten, R (1.4)	6-3		F5		FC6-4 1B		5-3			4	0	1	0	0	0	0						
Willie Mays, R (1.3)	F7		FC6-4 1B		K			1B 1-3 BB		3	0	1	0	1	1	1						
Cleon Jones, R (1.9)		F8	FC6-4 1-2		FC6-4 1-2			F8		4	0	0	0	0	0	3						
John Milner, L (1.7)		3-1			K			1-3		3	0	0	0	1	1	1						
Don Hahn, R (1.8)		1B 1B 1B			4-3 1B		G5-4-3 BB 1-2	1-3		4	0	3	0	0	0	1						
Jerry Grote, R (1.2)		1B 1-2 1B			4-3			6-3		4	0	2	0	0	0	3						
Ted Martinez, R (1.6)		1-2 2-3 1B			1-3 IBB			6-3		3	0	1	0	1	0	1						
Jerry Koosman, R (1.1)					6-3					2	0	0	0	0	1	5						
John Strohmayr, R (5.1)										0	0	0	0	0	0	0						
Jim Beauchamp, R (7. PH)										1	0	0	0	0	0	0						
Buzz Capra, R (7.1)										0	0	0	0	0	0	0						
Duffy Dyer, R (9. PH)										1	0	0	0	0	1	0						
<b>Inning Stats</b>	R: 0 E: 0 K: 1 S: 3	H: 0 LOB: 0 BB: 0 P: 3	R: 0 E: 0 K: 1 S: 8	H: 3 LOB: 3 BB: 0 P: 8	R: 0 E: 0 K: 1 S: 4	H: 1 LOB: 1 BB: 0 P: 4	R: 0 E: 0 K: 1 S: 6	H: 1 LOB: 2 BB: 1 P: 10	R: 0 E: 0 K: 2 S: 8	H: 1 LOB: 1 BB: 0 P: 8	R: 0 E: 0 K: 0 S: 3	H: 0 LOB: 0 BB: 0 P: 7	R: 0 E: 0 K: 0 S: 3	H: 0 LOB: 0 BB: 0 P: 3	R: 0 E: 0 K: 1 S: 4	H: 1 LOB: 2 BB: 0 P: 8	R: 0 E: 0 K: 1 S: 5	H: 0 LOB: 0 BB: 0 P: 5	1B: 8 2B: 0 3B: 0 HR: 0	SF: 0 SAC: 0 DP: 1 HBP: 0	WP: 0 PB: 0 SB: 0 CS: 0	PA: 37
<b>PITCHER</b>	IP WLS BF H R ER SO BB IBB HBP BLK WP HR S P ERA WHIP																					
Randy Jones, L (1.1)	9.0 W 37 8 0 0 5 2 1 0 0 0 0 0 44 56 0.00 1.111																					

Batter	1	2	3	4	5	6	7	8	9	AB	R	H	RBI	BB	SO	LOB	BOTTOM			
Jerry Morales, R (1.8)	1B SH1-4 2B 1B		5-3	4-3	K			F7		5	1	1	0	0	1	2	<b>New York Mets @ San Diego Padres</b> San Diego Stadium, San Diego, CA Tue Aug 14 1973, 10:05 PM EDT Att: 3,969 - Unknown			
Derrel Thomas, S (1.6)	SH1-4 1-2		5-3		BB HR 1B		5-3	F9		4	1	1	0	0	0	0				
Dave Roberts, R (1.5)	2B 2-3 1B		6-3		HR BB		6-3			3	1	1	0	1	0	0				
Nate Colbert, R (1.3)							6-3			4	2	2	3	0	1	2				
Ivan Murrell, R (7.3)					1B 2B HR		6-3			0	0	0	0	0	0	0				
Cito Gaston, R (1.9)					1B 2B 1B HR 1B			F8		4	2	3	2	0	0	0				
Fred Kendall, R (1.2)	1-3 3-H 2B		6-3		1B 1B HR BB			1B		3	1	2	0	1	0	2				
Dave Winfield, R (1.7)			1-5-3		1-2 2-H 1B HR			K		4	1	2	4	0	1	1				
Rich Morales, R (1.4)			6-3		K P5			F3		4	0	0	0	0	1	3				
Randy Jones, R (1.1)			6-3		K F9			K		4	0	0	0	0	2	2				
<b>Inning Stats</b>	R: 1 E: 0 K: 1 S: 8	H: 3 LOB: 2 BB: 0 P: 8	R: 0 E: 0 K: 0 S: 3	H: 0 LOB: 0 BB: 0 P: 3	R: 0 E: 0 K: 0 S: 3	H: 0 LOB: 0 BB: 0 P: 3	R: 2 E: 0 K: 2 S: 11	H: 4 LOB: 2 BB: 0 P: 11	R: 6 E: 0 K: 1 S: 9	H: 4 LOB: 0 BB: 2 P: 17	R: 0 E: 0 K: 0 S: 3	H: 0 LOB: 0 BB: 0 P: 3	R: 0 E: 0 K: 1 S: 6	H: 1 LOB: 1 BB: 0 P: 6	R: 0 E: 0 K: 1 S: 5	H: 0 LOB: 0 BB: 0 P: 5	1B: 8 2B: 2 3B: 0 HR: 2	SF: 0 SAC: 1 DP: 0 HBP: 0	WP: 0 PB: 0 SB: 0 CS: 0	PA: 38
<b>PITCHER</b>	IP WLS BF H R ER SO BB IBB HBP BLK WP HR S P ERA WHIP																			
Jerry Koosman, L (1.1)	4.0 L 22 9 6 6 3 1 1 0 0 0 0 0 1 27 31 13.50 2.500																			
John Strohmayr, R (5.1)	2.0 9 2 3 3 1 1 0 0 0 0 0 1 10 14 13.50 1.500																			
Buzz Capra, R (7.1)	2.0 7 1 0 0 2 0 0 0 0 0 0 0 11 11 0.00 0.500																			



Batter	1	2	3	4	5	6	7	8	9	AB	R	H	RBI	BB	SO	LOB	TOP																						
Wayne Garrett, L (1,6) OBP: 0.335, SLG: 0.357	0-0 HR		0-3 K	4-0 BB		0-0 G4-6-3			0-0 F4	4	1	1	1	1	1	2																							
Felix Milan, R (1,4) OBP: 0.317, SLG: 0.345	0-0 3-1		0-0 FC6-2	0-0 L3			0-0 4-3		0-0 F7	5	0	0	0	0	0	2																							
Rusty Staub, L (1,9) OBP: 0.349, SLG: 0.408	0-0 E6		0-0 4-3		0-0 4-3					4	0	0	0	0	0	1																							
John Milner, L (1,3) OBP: 0.328, SLG: 0.475	0-0 G6-4-3			4-0 E 1B BB			0-0 F9			3	1	1	0	1	0	0																							
Cleon Jones, R (1,7) OBP: 0.319, SLG: 0.387	0-0 G6-4-3			0-0 BB E 1B					0-0 4-3	4	2	2	1	0	0	2																							
Ken Boswell, L (1,5) OBP: 0.285, SLG: 0.305		0-0 3-1		0-0 E3 BB					0-3 K	4	1	1	0	0	1	2																							
Don Hahn, R (1,8) OBP: 0.312, SLG: 0.340		0-3 K		4-0 1-2 2-3 HR BB			0-0 F6			3	1	1	1	1	1	1																							
Jerry Grote, R (1,2) OBP: 0.258, SLG: 0.299		0-0 4-3		0-0 1-2 2-3 3-H HR				0-0 E6	0-0 G3	4	1	1	4	0	0	1																							
Tom Seaver, R (1,1) OBP: 0.230, SLG: 0.261			0-0 FC6-2	0-0 6-3		0-3 K			0-3 K	4	0	1	0	0	2	1																							
<b>Inning Stats</b>	R: 1 E: 1 K: 0 S: 5	H: 2 LOB: 1 BB: 0 P: 5	R: 0 E: 0 K: 1 S: 5	H: 0 LOB: 0 BB: 0 P: 5	R: 0 E: 0 K: 1 S: 6	H: 1 LOB: 1 BB: 0 P: 6	R: 5 E: 1 K: 0 S: 5	H: 2 LOB: 1 BB: 3 P: 17	R: 1 E: 0 K: 0 S: 5	H: 2 LOB: 1 BB: 0 P: 5	R: 0 E: 1 K: 1 S: 5	H: 0 LOB: 0 BB: 0 P: 5	R: 0 E: 0 K: 0 S: 3	H: 0 LOB: 0 BB: 0 P: 3	R: 0 E: 0 K: 1 S: 6	H: 1 LOB: 1 BB: 0 P: 6	R: 0 E: 0 K: 1 S: 5	H: 0 LOB: 0 BB: 0 P: 5	1B: 4 2B: 1 3B: 1 HR: 3	SF: 0 SAC: 0 DP: 3 HBP: 0	WP: 0 PB: 0 SB: 0 CS: 0	PA: 38																	
<b>PITCHER</b>	IP	WLS	BF	H	R	ER	SO	BB	IBB	HBP	BLK	WP	HR	S	P	ERA	WHIP	<b>PITCHER</b>				IP	WLS	BF	H	R	ER	SO	BB	IBB	HBP	BLK	WP	HR	S	P	ERA	WHIP	
Steve Arlin, R (1,1) ERA: 4.91	3.1	L	19	5	6	5	2	3	0	0	0	0	0	2	20	32	13.50	2.400																					
Vicente Romo, R (4,1) ERA: 3.63	2.2	9	2	1	1	1	1	0	0	0	0	0	0	1	11	11	3.38	0.750																					
Gary Ross, R (7,1) ERA: 5.25	2.0	7	1	0	0	1	1	0	0	0	0	0	0	0	9	9	0.00	0.500																					
Frank Snook, R (9,1) ERA: 2.84	1.0	3	0	0	0	0	1	0	0	0	0	0	0	0	5	5	0.00	0.000																					

New York Mets @ San Diego Padres  
San Diego Stadium, San Diego, CA  
Wed Aug 15 1973, 10:05 PM EDT  
Att: 6,531 - Unknown

AB 35  
R 7  
H 8  
RBI 7  
BB 3  
SO 5  
LOB 12



Batter	1	2	3	4	5	6	7	8	9	AB	R	H	RBI	BB	SO	LOB	BOTTOM																						
Jerry Morales, R (1,7) OBP: 0.323, SLG: 0.409	0-0 5-3		0-3 K			0-0 E PB 1B		0-0 4-3		4	0	1	0	0	1	0																							
Johnny Grubb, L (1,8) OBP: 0.374, SLG: 0.434	0-3 K			0-0 6-3		4-0 E BB			0-3 K	3	0	0	0	1	2	0																							
Dave Roberts, R (1,5) OBP: 0.300, SLG: 0.430	0-0 F3			0-0 L7		0-3 K			0-0 F9	4	0	0	0	0	1	2																							
Nate Colbert, R (1,3) OBP: 0.327, SLG: 0.409		0-0 F7		0-0 L4		0-0 F9			0-0 P6	4	0	0	0	0	0	2																							
Cito Gaston, R (1,9) OBP: 0.289, SLG: 0.395		0-0 E6			0-0 F9		0-0 F3			3	0	0	0	0	0	0																							
Fred Kendall, R (1,2) OBP: 0.302, SLG: 0.366		0-0 F7			0-0 F8		0-0 6-3			3	0	0	0	0	0	1																							
Derrel Thomas, S (1,6) OBP: 0.301, SLG: 0.259		0-0 F7				0-0 1B		0-0 6-3		3	0	1	0	0	0	1																							
Rich Morales, R (1,4) OBP: 0.235, SLG: 0.198			0-0 5-3		0-3 K			0-3 K		1	0	0	0	0	0	0																							
Dwain Anderson, R (5,6) OBP: 0.229, SLG: 0.134						0-0 K			0-0 F7	2	0	0	0	0	2	1																							
Steve Arlin, R (1,1) OBP: 0.235, SLG: 0.209						0-3 K			0-0 F7	1	0	0	0	0	0	0																							
Vicente Romo, R (4,1) OBP: 0.290, SLG: 0.182										0	0	0	0	0	0	0																							
Gene Lockaber, L (5,PH) OBP: 0.288, SLG: 0.274										0	0	0	0	0	0	0																							
Gary Ross, R (7,1) OBP: 0.298, SLG: 0.274										0	0	0	0	0	0	0																							
Leron Lee, L (8,PH) OBP: 0.302, SLG: 0.307										0	0	0	0	0	0	0																							
Frank Snook, R (9,1) OBP: 0.230, SLG: 0.261										0	0	0	0	0	0	0																							
<b>Inning Stats</b>	R: 0 E: 0 K: 1 S: 5	H: 0 LOB: 0 BB: 0 P: 5	R: 0 E: 1 K: 0 S: 4	H: 0 LOB: 0 BB: 0 P: 4	R: 0 E: 0 K: 1 S: 5	H: 0 LOB: 0 BB: 0 P: 5	R: 0 E: 0 K: 0 S: 3	H: 0 LOB: 0 BB: 0 P: 3	R: 0 E: 1 K: 2 S: 8	H: 1 LOB: 2 BB: 1 P: 12	R: 0 E: 0 K: 0 S: 3	H: 0 LOB: 0 BB: 0 P: 3	R: 0 E: 0 K: 1 S: 5	H: 0 LOB: 0 BB: 0 P: 5	R: 0 E: 0 K: 1 S: 5	H: 0 LOB: 0 BB: 0 P: 5	1B: 2 2B: 0 3B: 0 HR: 0	SF: 0 SAC: 0 DP: 0 HBP: 0	WP: 0 PB: 1 SB: 0 CS: 0	PA: 31																			
<b>PITCHER</b>	IP	WLS	BF	H	R	ER	SO	BB	IBB	HBP	BLK	WP	HR	S	P	ERA	WHIP	<b>PITCHER</b>				IP	WLS	BF	H	R	ER	SO	BB	IBB	HBP	BLK	WP	HR	S	P	ERA	WHIP	
Tom Seaver, R (1,1) ERA: 1.78	9.0	W	31	2	0	0	7	1	0	0	0	0	0	0	44	48	0.00	0.333																					

New York Mets @ San Diego Padres  
San Diego Stadium, San Diego, CA  
Wed Aug 15 1973, 10:05 PM EDT  
Att: 6,531 - Unknown

AB 30  
R 0  
H 2  
RBI 0  
BB 1  
SO 7  
LOB 7





Batter	1	2	3	4	5	6	7	8	9	10	AB	R	H	RBI	BB	SO	LOB	TOP	
<b>Pete Rose, S</b> OBP: 0.407, SLG: 0.435 (1, 7)	6-3		K			F8			L4	F8	5	0	0	0	0	1	0		
<b>Joe Morgan, L</b> OBP: 0.412, SLG: 0.487 (1, 4)	K			1-3			BB		4-3		3	0	0	0	1	1	0		
<b>Dan Driessen, L</b> OBP: 0.364, SLG: 0.409 (1, 5)	6-3			K			F7		1B	1B	4	1	1	0	0	1	1		
<b>Tony Perez, R</b> OBP: 0.368, SLG: 0.528 (1, 3)				K					L5	1B	4	0	2	0	0	1	1		
<b>Johnny Bench, R</b> OBP: 0.339, SLG: 0.443 (10, 2)		G5-4-3				5-3			1-3	1B	4	0	1	1	0	0	2		
<b>Andy Kosco, R</b> OBP: 0.356, SLG: 0.476 (9, PH)						1-3				1B	3	0	1	0	0	0	0		
<b>Bobby Tolan, L</b> OBP: 0.255, SLG: 0.308 (9, 8)									5-3	P4	1	0	0	0	0	0	2		
<b>Bill Plummer, R</b> OBP: 0.282, SLG: 0.263 (10, PH)		1B				P6			K		3	0	0	0	0	2	1		
<b>Hal King, L</b> OBP: 0.321, SLG: 0.708 (10, 9)										HR	1	1	1	1	0	0	0		
<b>Larry Stahl, L</b> OBP: 0.330, SLG: 0.333 (8, 6)				K						K	0	0	0	0	0	0	0		
<b>Darrel Chaney, S</b> OBP: 0.283, SLG: 0.220 (8, PH)				K					6-3		2	0	0	0	0	1	0		
<b>Phil Gaquilano, R</b> OBP: 0.368, SLG: 0.286 (8, PR)											0	0	0	0	1	0	0		
<b>Cesar Geronimo, L</b> OBP: 0.254, SLG: 0.272 (8, 6)											0	0	0	0	0	0	0		
<b>Ed Crosby, L</b> OBP: 0.289, SLG: 0.234 (8, 6)											1	0	0	0	0	1	0		
<b>Don Gullett, R</b> OBP: 0.269, SLG: 0.178 (8, PH)											2	0	0	0	0	0	0		
<b>Denis Menke, R</b> OBP: 0.359, SLG: 0.249 (8, 1)											1	0	0	0	0	1	1		
<b>Pedro Borbon, R</b> OBP: 0.273, SLG: 0.273 (8, 1)											1	0	0	0	0	0	0		
<b>Inning Stats</b>	R: 0 E: 0 K: 1 S: 5	H: 0 LOB: 0 BB: 0 P: 5	R: 0 E: 0 K: 1 S: 6	H: 2 LOB: 1 BB: 0 P: 6	R: 0 E: 0 K: 2 S: 7	H: 0 LOB: 0 BB: 0 P: 7	R: 0 E: 0 K: 0 S: 3	H: 0 LOB: 0 BB: 0 P: 3	R: 0 E: 0 K: 0 S: 3	H: 0 LOB: 1 BB: 1 P: 7	R: 0 E: 0 K: 2 S: 7	H: 0 LOB: 1 BB: 1 P: 11	R: 1 E: 0 K: 0 S: 6	H: 3 LOB: 2 BB: 0 P: 6	R: 1 E: 0 K: 1 S: 6	H: 1 LOB: 0 BB: 0 P: 6	1B: 5 2B: 0 3B: 0 HR: 1	SF: 0 SAC: 0 DP: 1 HBP: 0	WP: 0 PA: 37
<b>PITCHER</b>	IP 8.2	WLS 32	BF 5	H 1	R 1	ER 1	SO 8	BB 2	IBB 0	HBP 0	BLK 0	WP 0	HR 0	S 46	P 54	ERA 1.04	WHIP 0.808		
<b>George Stone, L</b> ERA: 2.83																			
<b>Harry Parker, R</b> ERA: 3.59																			

Cincinnati Reds @ New York Mets  
Shea Stadium, Flushing, NY  
Fri Aug 17 1973, 7:05 PM EDT  
Att: 36,803 - Unknown

AB	35
R	2
H	6
RBI	2
BB	2
SO	9
LOB	8



Batter	1	2	3	4	5	6	7	8	9	10	AB	R	H	RBI	BB	SO	LOB	BOTTOM					
<b>Wayne Garrett, L</b> OBP: 0.332, SLG: 0.353 (1, 5)	K		4-3			F8		F8			4	0	0	0	0	1	2						
<b>Felix Millan, R</b> OBP: 0.316, SLG: 0.344 (1, 4)	6-3					F9		3-1			4	0	1	0	0	0	0						
<b>Willie Mays, R</b> OBP: 0.291, SLG: 0.366 (9, 3)	F9					HR		K			4	1	1	1	0	1	1						
<b>Ed Kranepool, L</b> OBP: 0.304, SLG: 0.323 (1, 3)											0	0	0	0	0	0	0						
<b>Cleon Jones, R</b> OBP: 0.326, SLG: 0.391 (1, 9)											3	0	2	0	1	1	1						
<b>John Milner, L</b> OBP: 0.327, SLG: 0.472 (1, 7)											4	0	1	0	0	0	3						
<b>Jerry Grote, R</b> OBP: 0.252, SLG: 0.291 (1, 2)											4	0	0	0	0	0	5						
<b>Don Hahn, R</b> OBP: 0.304, SLG: 0.331 (1, 8)											4	0	0	0	0	0	0						
<b>Ted Martinez, R</b> OBP: 0.289, SLG: 0.278 (10, PH)											3	0	2	0	0	0	0						
<b>Ken Boswell, L</b> OBP: 0.262, SLG: 0.302 (10, PH)											1	0	0	0	0	0	0						
<b>George Stone, L</b> OBP: 0.324, SLG: 0.324 (9, 1)											2	0	0	0	0	1	1						
<b>Harry Parker, R</b> OBP: 0.150, SLG: 0.150 (10, PH)											0	0	0	0	0	0	0						
<b>Jim Beauchamp, R</b> OBP: 0.355, SLG: 0.340 (10, PH)											1	0	0	0	0	1	0						
<b>Inning Stats</b>	R: 0 E: 0 K: 1 S: 5	H: 1 LOB: 0 BB: 0 P: 5	R: 0 E: 0 K: 0 S: 3	H: 1 LOB: 1 BB: 0 P: 3	R: 0 E: 0 K: 0 S: 4	H: 1 LOB: 1 BB: 0 P: 4	R: 1 E: 0 K: 0 S: 4	H: 1 LOB: 1 BB: 1 P: 8	R: 0 E: 0 K: 1 S: 6	H: 1 LOB: 1 BB: 0 P: 6	R: 0 E: 0 K: 1 S: 7	H: 2 LOB: 2 BB: 0 P: 7	R: 0 E: 0 K: 0 S: 3	H: 0 LOB: 0 BB: 0 P: 3	R: 0 E: 0 K: 1 S: 5	H: 1 LOB: 0 BB: 0 P: 3	R: 0 E: 0 K: 0 S: 3	H: 1 LOB: 0 BB: 0 P: 5	R: 0 E: 0 K: 1 S: 5	H: 0 LOB: 0 BB: 0 P: 5	1B: 5 2B: 2 3B: 0 HR: 1	SF: 0 SAC: 1 DP: 2 HBP: 0	WP: 0 PA: 36
<b>PITCHER</b>	IP 7.0	WLS 27	BF 6	H 1	R 1	ER 1	SO 3	BB 1	IBB 0	HBP 0	BLK 0	WP 0	HR 1	S 32	P 36	ERA 1.29	WHIP 1.000						
<b>Don Gullett, L</b> ERA: 3.5																							
<b>Pedro Borbon, R</b> ERA: 2.42																							

Cincinnati Reds @ New York Mets  
Shea Stadium, Flushing, NY  
Fri Aug 17 1973, 7:05 PM EDT  
Att: 36,803 - Unknown

AB	34
R	1
H	7
RBI	1
BB	1
SO	5
LOB	13





Batter	1	2	3	4	5	6	7	8	9	AB	R	H	RBI	BB	SO	LOB	TOP			
<b>Pete Rose, S</b> OBP: 0.407, SLG: 0.434 (1, 7)	L4		G6-3 1B		6-3		FC5-2 1B		1-3	5	0	2	0	0	0	2	<b>Cincinnati Reds @ New York Mets</b> Shea Stadium, Flushing, NY Sat Aug 18 1973, 3:33 AM EDT Att: 26,365 - Unknown			
<b>Joe Morgan, L</b> OBP: 0.413, SLG: 0.488 (1, 4)			G6-3				FC5-2 1B		4-3	3	0	1	0	1	0	4				
<b>Jim McGlothlin, R</b> OBP: 0.176, SLG: 0.250 (9, PH)	WP						FC6-4			0	0	0	0	0	0	0				
<b>Larry Stahl, L</b> OBP: 0.327, SLG: 0.329 (9, PH)										1	0	0	1	0	0	1				
<b>Dan Driessen, L</b> OBP: 0.357, SLG: 0.400 (1, 5)	K						FC6-4		4-3	5	0	0	0	0	2	6				
<b>Tony Perez, R</b> OBP: 0.389, SLG: 0.530 (1, 3)	F9									4	0	2	0	0	1	1				
<b>Johnny Bench, R</b> OBP: 0.342, SLG: 0.444 (1, 9)										3	0	2	0	1	0	0				
<b>Andy Kosco, R</b> OBP: 0.351, SLG: 0.455 (1, 8)										3	0	0	0	1	1	3				
<b>Bill Plummer, R</b> OBP: 0.281, SLG: 0.263 (1, 2)										4	0	1	0	0	0	6				
<b>Darrel Chaney, S</b> OBP: 0.281, SLG: 0.219 (4, PH)										1	0	0	0	0	1	1				
<b>Denis Menke, R</b> OBP: 0.359, SLG: 0.246 (4, 6)										2	1	0	0	1	0	4				
<b>Fred Norman, S</b> OBP: 0.095, SLG: 0.066 (3, 1)										1	0	0	0	0	1	0				
<b>Roger Nelson, R</b> OBP: 0.116, SLG: 0.118 (4, PH)										0	0	0	0	0	0	0				
<b>Dave Tomlin, L</b> OBP: 0.397, SLG: 0.298 (7, PH)										1	0	0	0	0	1	0				
<b>Phil Gagliano, R</b> OBP: 0.397, SLG: 0.298 (7, PH)										1	0	1	0	0	0	0				
<b>Ed Crosby, L</b> OBP: 0.295, SLG: 0.246 (7, 6)										1	0	1	0	0	0	0				
<b>Inning Stats</b>	R: 0 E: 0 K: 1 S: 6	H: 1 LOB: 1 BB: 0 P: 6	R: 0 E: 0 K: 1 S: 6	H: 1 LOB: 1 BB: 0 P: 6	R: 0 E: 0 K: 1 S: 5	H: 1 LOB: 0 BB: 0 P: 5	R: 0 E: 0 K: 0 S: 5	H: 2 LOB: 3 BB: 1 P: 9	R: 0 E: 0 K: 2 S: 7	H: 0 LOB: 0 BB: 0 P: 7	R: 0 E: 0 K: 0 S: 6	H: 3 LOB: 3 BB: 0 P: 6	R: 0 E: 0 K: 0 S: 3	H: 1 LOB: 1 BB: 1 P: 7	R: 1 E: 0 K: 0 S: 4	H: 1 LOB: 1 BB: 1 P: 8	1B: 8 2B: 2 3B: 0 HR: 0	SF: 0 SAC: 0 DP: 2 HBP: 0	WP: 1 PB: 0 SB: 0 CS: 0	PA: 39
<b>PITCHER</b> <b>Jon Matlack, L</b> ERA: 3.18 (1, 1)	IP: 9.0 WLS: W BF: 39 H: 10 R: 1 ER: 1 SO: 7 BB: 4 IBB: 0 HBP: 0 BLK: 0 WP: 1 HR: 0 S: 49 P: 65 ERA: 1.00 WHIP: 1.556															<b>PITCHER</b>				

Batter	1	2	3	4	5	6	7	8	9	AB	R	H	RBI	BB	SO	LOB	BOTTOM			
<b>Bud Harrelson, S</b> OBP: 0.347, SLG: 0.304 (1, 6)	4-3	F7		BB HBP HR 1B	6-3	4-3		K		6	1	1	0	0	1	4	<b>Cincinnati Reds @ New York Mets</b> Shea Stadium, Flushing, NY Sat Aug 18 1973, 3:33 AM EDT Att: 26,365 - Unknown			
<b>Felix Milten, R</b> OBP: 0.317, SLG: 0.345 (1, 4)	1-3		WP PB 2B	BB HR HBP	P4		6-3	4-3		5	2	1	1	0	0	2				
<b>Willie Mays, R</b> OBP: 0.304, SLG: 0.370 (1, 3)										1	1	1	1	3	0	0				
<b>Ed Kraneppol, L</b> OBP: 0.303, SLG: 0.321 (6, 3)										1	0	0	0	0	0	0				
<b>Cleon Jones, R</b> OBP: 0.324, SLG: 0.384 (1, 9)	P3									4	0	0	0	1	0	6				
<b>John Milner, L</b> OBP: 0.333, SLG: 0.489 (1, 7)										5	3	4	4	0	0	1				
<b>Jerry Grote, R</b> OBP: 0.289, SLG: 0.307 (1, 2)										5	1	4	1	0	0	2				
<b>Don Hahn, R</b> OBP: 0.301, SLG: 0.347 (1, 8)										5	2	1	3	0	1	5				
<b>Ted Martinez, R</b> OBP: 0.295, SLG: 0.285 (1, 5)										5	1	3	0	0	0	1				
<b>Jon Matlack, L</b> OBP: 0.241, SLG: 0.102 (1, 1)										3	1	1	1	1	2	2				
<b>Inning Stats</b>	R: 0 E: 0 K: 0 S: 3	H: 0 LOB: 1 BB: 1 P: 7	R: 3 E: 0 K: 1 S: 8	H: 3 LOB: 0 BB: 0 P: 8	R: 1 E: 0 K: 0 S: 5	H: 2 LOB: 2 BB: 1 P: 9	R: 6 E: 0 K: 1 S: 11	H: 5 LOB: 2 BB: 1 P: 16	R: 0 E: 0 K: 0 S: 4	H: 1 LOB: 1 BB: 0 P: 4	R: 1 E: 0 K: 1 S: 7	H: 2 LOB: 2 BB: 1 P: 11	R: 0 E: 0 K: 0 S: 3	H: 0 LOB: 1 BB: 1 P: 7	R: 1 E: 0 K: 1 S: 8	H: 3 LOB: 3 BB: 0 P: 8	1B: 12 2B: 2 3B: 0 HR: 2	SF: 0 SAC: 1 DP: 0 HBP: 1	WP: 1 PB: 1 SB: 0 CS: 0	PA: 47
<b>PITCHER</b> <b>Fred Norman, L</b> ERA: 3.54 (1, 1)	IP: 2.1 WLS: L BF: 14 H: 5 R: 4 ER: 4 SO: 1 BB: 2 IBB: 0 HBP: 0 BLK: 0 WP: 1 HR: 1 S: 14 P: 22 ERA: 15.43 WHIP: 3.000															<b>PITCHER</b>				
<b>Roger Nelson, R</b> ERA: 3.81 (3, 1)	1.0	8	2	5	5	0	1	0	1	0	0	0	6	11	45.00	3.000				
<b>Dave Tomlin, L</b> ERA: 4.43 (4, 1)	2.2	15	6	2	2	2	1	0	0	0	0	1	18	22	6.75	2.625				
<b>Jim McGlothlin, R</b> ERA: 6.88 (7, 1)	2.0	10	3	1	1	1	1	0	0	0	0	0	11	15	4.50	2.000				





Batter	1	2	3	4	5	6	7	8	9	AB	R	H	RBI	BB	SO	LOB	TOP							
<b>Pete Rose, S</b> OBP: 0.406, SLG: 0.433 (1,7)										4	0	1	0	0	1	1	<b>Cincinnati Reds @ New York Mets</b> Shea Stadium, Flushing, NY Sun Aug 19 1973, 3:33 AM EDT Att: 33,598 - Unknown							
<b>Joe Morgan, L</b> OBP: 0.409, SLG: 0.484 (1,4)										4	1	0	0	0	1	3								
<b>Dan Driessen, L</b> OBP: 0.352, SLG: 0.393 (1,5)										4	0	0	0	0	1	2								
<b>Tony Perez, R</b> OBP: 0.390, SLG: 0.535 (1,3)										4	0	2	1	0	0	0								
<b>Johnny Bench, R</b> OBP: 0.342, SLG: 0.442 (1,2)										4	0	1	0	0	1	2								
<b>Andy Kosco, R</b> OBP: 0.358, SLG: 0.449 (1,9)										3	0	1	0	1	0	0								
<b>Cesar Geronimo, L</b> OBP: 0.251, SLG: 0.289 (1,8)										3	0	0	0	0	0	4								
<b>Phil Gagliano, R</b> OBP: 0.391, SLG: 0.293 (9, PH)										1	0	0	0	0	0	0								
<b>Darrel Chaney, S</b> OBP: 0.282, SLG: 0.215 (1,6)										2	0	0	0	1	1	2								
<b>Denis Menke, R</b> OBP: 0.357, SLG: 0.245 (9, PH)										1	0	0	0	0	1	0								
<b>Ross Grimsley, L</b> OBP: 0.077, SLG: 0.077 (1,1)										3	0	1	0	0	1	3								
<b>Inning Stats</b>	R: 0 E: 0 K: 2 S: 7	H: 0 LOB: 0 BB: 0 P: 7	R: 0 E: 0 K: 2 S: 8	H: 1 LOB: 2 BB: 1 P: 12	R: 0 E: 0 K: 1 S: 6	H: 1 LOB: 1 BB: 0 P: 6	R: 0 E: 0 K: 0 S: 5	H: 2 LOB: 3 BB: 1 P: 9	R: 1 E: 1 K: 0 S: 5	H: 1 LOB: 1 BB: 0 P: 5	R: 0 E: 0 K: 0 S: 3	H: 0 LOB: 0 BB: 0 P: 3	R: 0 E: 0 K: 1 S: 5	H: 1 LOB: 0 BB: 0 P: 5	R: 0 E: 0 K: 0 S: 3	H: 0 LOB: 0 BB: 0 P: 5	R: 0 E: 0 K: 1 S: 5	H: 0 LOB: 0 BB: 0 P: 5	R: 0 E: 0 K: 1 S: 5	H: 0 LOB: 0 BB: 0 P: 5	1B: 4 2B: 2 3B: 0 HR: 0	SF: 0 SAC: 0 DP: 1 HBP: 0	WP: 0 PB: 0 SB: 1 CS: 0	PA: 35
<b>PITCHER</b> <b>Jerry Koosman, L</b> ERA: 3.31 (1,1)	IP: 9.0 WLS: W BF: 35 H: 6 R: 1 ER: 0 SO: 7 BB: 2 IBB: 0 HBP: 0 BLK: 0 WP: 0 HR: 0 S: 47 P: 55 ERA: 0.00 WHIP: 0.889															<b>PITCHER</b>								

AB	33
R	1
H	6
RBI	1
BB	2
SO	7
LOB	17



Batter	1	2	3	4	5	6	7	8	9	AB	R	H	RBI	BB	SO	LOB	BOTTOM			
<b>Bud Harrelson, S</b> OBP: 0.350, SLG: 0.316 (1,6)										4	1	2	1	0	0	1	<b>Cincinnati Reds @ New York Mets</b> Shea Stadium, Flushing, NY Sun Aug 19 1973, 3:33 AM EDT Att: 33,598 - Unknown			
<b>Felix Milten, R</b> OBP: 0.314, SLG: 0.342 (1,4)										4	0	0	0	0	0	3				
<b>Willie Mays, R</b> OBP: 0.300, SLG: 0.366 (1,3)										2	0	0	1	0	0	0				
<b>Cleon Jones, R</b> OBP: 0.320, SLG: 0.378 (1,9)										3	0	0	0	0	0	0				
<b>John Milner, L</b> OBP: 0.331, SLG: 0.485 (1,7)										3	0	0	0	0	0	0				
<b>Jerry Grote, R</b> OBP: 0.284, SLG: 0.301 (1,2)										3	0	0	0	0	1	0				
<b>Don Hahn, R</b> OBP: 0.307, SLG: 0.349 (1,8)										2	1	1	0	1	0	0				
<b>Ted Martinez, R</b> OBP: 0.296, SLG: 0.286 (1,5)										3	0	1	0	0	0	2				
<b>Jerry Koosman, R</b> OBP: 0.136, SLG: 0.138 (1,1)										2	0	0	0	0	0	2				
<b>Inning Stats</b>	R: 1 E: 0 K: 0 S: 4	H: 1 LOB: 0 BB: 0 P: 4	R: 0 E: 0 K: 0 S: 3	H: 0 LOB: 0 BB: 0 P: 3	R: 0 E: 0 K: 0 S: 4	H: 1 LOB: 1 BB: 0 P: 4	R: 0 E: 0 K: 0 S: 3	H: 0 LOB: 0 BB: 0 P: 3	R: 0 E: 0 K: 0 S: 3	H: 0 LOB: 0 BB: 0 P: 3	R: 0 E: 0 K: 1 S: 5	H: 0 LOB: 0 BB: 0 P: 5	R: 0 E: 0 K: 0 S: 5	H: 2 LOB: 1 BB: 0 P: 5	R: 1 E: 0 K: 0 S: 5	H: 2 LOB: 1 BB: 0 P: 5		1B: 2 2B: 2 3B: 0 HR: 0	SF: 1 SAC: 1 DP: 0 HBP: 0	WP: 0 PB: 1 SB: 0 CS: 0
<b>PITCHER</b> <b>Ross Grimsley, L</b> ERA: 2.95 (1,1)	IP: 8.0 WLS: L BF: 29 H: 4 R: 2 ER: 2 SO: 1 BB: 1 IBB: 0 HBP: 0 BLK: 0 WP: 0 HR: 0 S: 30 P: 34 ERA: 2.25 WHIP: 0.625															<b>PITCHER</b>				

AB	26
R	2
H	4
RBI	2
BB	1
SO	1
LOB	8





Batter	1	2	3	4	5	6	7	8	9	10	11	12	13	14	15	16	AB	R	H	RBI	BB	SO	LOB	TOP				
Pete Rose, S OBP: 0.408, SLG: 0.436 (1, 7)	E6 1B		1-3					1-3			FC3-6 1B		1B SH		CS 1B	K	8	1	4	0	0	1	1					
Joe Morgan, L OBP: 0.408, SLG: 0.488 (1, 4)	F3							F8			FC3-6 G4-6-3 1-2r		CS SH 1B		CS 1B	F8	7	1	2	1	0	0	3					
Dan Driessen, L OBP: 0.345, SLG: 0.385 (1, 5)	F7							F8			G4-6-3		SH		CS		5	0	0	0	0	0	2					
Denis Menke, R OBP: 0.360, SLG: 0.249 (11, 5)			6-3										SH			1B	1	1	1	1	0	0	0					
Tony Perez, R OBP: 0.388, SLG: 0.531 (1, 3)													SH 3H		1B	1B	7	1	2	0	0	4	2					
Johnny Bench, R OBP: 0.343, SLG: 0.441 (1, 2)	1B															1B	6	1	2	1	1	1	2					
Larry Stahl, L OBP: 0.324, SLG: 0.352 (1, 9)																BB 1B	6	2	1	1	1	3	2					
Cesar Geronimo, L OBP: 0.252, SLG: 0.289 (1, 8)																BB 1B	6	2	1	1	1	3	2					
Darrel Chaney, S OBP: 0.275, SLG: 0.209 (1, 6)																BB 1B	7	1	2	2	0	2	0					
Andy Kosco, R OBP: 0.354, SLG: 0.443 (12, PH)																BB 1B	4	0	0	0	0	2	0					
Ed Crosby, L OBP: 0.304, SLG: 0.284 (12, 6)																BB 1B	1	0	0	0	0	2	0					
Jack Billingham, R OBP: 0.150, SLG: 0.164 (15, 1)																3B	2	0	0	0	0	0	1					
Inning Stats	R: 0 E: 1 K: 0 S: 5	H: 1 LOB: 2 BB: 0 P: 5	R: 1 E: 0 K: 1 S: 6	H: 1 LOB: 0 BB: 0 P: 6	R: 1 E: 0 K: 1 S: 6	H: 0 LOB: 1 BB: 0 P: 5	R: 0 E: 0 K: 1 S: 5	H: 0 LOB: 0 BB: 0 P: 9	R: 0 E: 0 K: 0 S: 3	H: 0 LOB: 0 BB: 0 P: 9	R: 0 E: 0 K: 3 S: 9	H: 1 LOB: 0 BB: 0 P: 3	R: 0 E: 0 K: 2 S: 9	H: 2 LOB: 2 BB: 0 P: 9	R: 1 E: 1 K: 1 S: 7	H: 2 LOB: 1 BB: 0 P: 7	R: 0 E: 0 K: 1 S: 5	H: 0 LOB: 0 BB: 0 P: 5	R: 5 E: 0 K: 1 S: 10	H: 5 LOB: 1 BB: 1 P: 14	1B: 11 2B: 1 3B: 1 HR: 2	SF: 0 SAC: 1 DP: 1 HBP: 0	WP: 0 PB: 0 SB: 0 CS: 3	PA: 65				
PITCHER	IP	WLS	BF	H	R	ER	SO	BB	IBB	HBP	BLK	WP	HR	S	P	ERA	WHIP											
Tom Seaver, R ERA: 1.78 (1, 1)	12.0	44	7	7	2	2	12	1	0	0	0	0	0	0	19	23	13.50	2.100										
Tug McGraw, L ERA: 3.45 (13, 1)	3.1	L	16	6	5	5	2	1	0	0	0	0	0	0	6	6	13.50	3.000										
Harry Parker, R ERA: 3.68 (16, 1)	0.2		4	2	1	1	1	0	0	0	0	0	0	0	6	6	13.50	3.000										

Cincinnati Reds @ New York Mets  
Shea Stadium, Flushing, NY  
Mon Aug 20 1973, 3:33 AM EDT  
Att. 29,384 - Unknown

AB 61  
R 8  
H 15  
RBI 8  
BB 2  
SO 15  
LOB 15



Batter	1	2	3	4	5	6	7	8	9	10	11	12	13	14	15	16	AB	R	H	RBI	BB	SO	LOB	BOTTOM				
Bud Harrison, S OBP: 0.348, SLG: 0.309 (1, 6)	6-3		4-3										6-3				5	0	0	0	1	1	1					
Wayne Garrett, L OBP: 0.333, SLG: 0.355 (15, PH)																	1	0	1	0	0	0	0					
Felix Milan, R OBP: 0.318, SLG: 0.345 (1, 4)	6-3																4	2	2	1	2	0	0					
Rusty Staub, L OBP: 0.354, SLG: 0.416 (1, 9)																	6	0	4	0	1	1	3					
John Milner, L OBP: 0.327, SLG: 0.478 (1, 3)																	5	0	0	1	1	0	4					
Cleon Jones, R OBP: 0.315, SLG: 0.373 (1, 7)																	6	0	1	1	0	0	2					
Ron Hodges, L OBP: 0.269, SLG: 0.266 (1, 2)																	3	0	1	0	0	1	0					
Jim Boutchamps, R OBP: 0.349, SLG: 0.333 (9, PH)																	1	0	0	0	0	1	1					
Jerry Grote, R OBP: 0.262, SLG: 0.299 (10, 2)																	1	0	0	0	0	0	2					
Ken Boswell, L OBP: 0.360, SLG: 0.289 (13, PH)																	1	0	0	0	0	0	2					
Duffy Dyer, R OBP: 0.244, SLG: 0.236 (14, 2)																	1	0	0	0	0	0	0					
Don Hahn, R OBP: 0.297, SLG: 0.335 (1, 8)																	6	0	0	0	0	3	2					
Ted Martinez, R OBP: 0.297, SLG: 0.287 (1, 6)																	6	0	2	0	0	1	0					
Tom Seaver, R OBP: 0.331, SLG: 0.274 (1, 1)																	4	1	1	0	0	2	1					
Ed Kranepool, L OBP: 0.302, SLG: 0.320 (12, PH)																	1	0	0	0	0	1	1					
Tug McGraw, R OBP: 0.071, SLG: 0.071 (13, 1)																	1	0	0	0	0	0	0					
Harry Parker, R OBP: 0.150, SLG: 0.150 (16, 1)																	0	0	0	0	0	0	0					
Inning Stats	R: 0 E: 0 K: 0 S: 4	H: 1 LOB: 1 BB: 0 P: 4	R: 0 E: 0 K: 2 S: 7	H: 0 LOB: 0 BB: 0 P: 7	R: 0 E: 0 K: 1 S: 5	H: 1 LOB: 1 BB: 0 P: 4	R: 0 E: 0 K: 0 S: 4	H: 0 LOB: 0 BB: 0 P: 5	R: 2 E: 0 K: 0 S: 6	H: 3 LOB: 1 BB: 0 P: 6	R: 0 E: 0 K: 1 S: 6	H: 2 LOB: 1 BB: 0 P: 6	R: 0 E: 0 K: 2 S: 6	H: 0 LOB: 1 BB: 1 P: 10	R: 0 E: 0 K: 0 S: 4	H: 1 LOB: 2 BB: 1 P: 10	R: 0 E: 0 K: 0 S: 3	H: 1 LOB: 0 BB: 0 P: 3	R: 0 E: 0 K: 0 S: 3	H: 0 LOB: 0 BB: 0 P: 5	R: 0 E: 0 K: 0 S: 3	H: 1 LOB: 1 BB: 1 P: 7	R: 0 E: 1 K: 0 S: 3	H: 0 LOB: 0 BB: 0 P: 3	1B: 8 2B: 5 3B: 0 HR: 0	SF: 2 SAC: 4 DP: 4 HBP: 0	WP: 0 PB: 0 SB: 0 CS: 1	PA: 61
PITCHER	IP	WLS	BF	H	R	ER	SO	BB	IBB	HBP	BLK	WP	HR	S	P	ERA	WHIP											
Jack Billingham, R ERA: 3.11 (1, 1)	7.1		29	7	2	2	6	1	0	0	0	0	0	0	7	7	0.00	0.600										
Tom Hall, L ERA: 3.76 (8, 1)	1.2		5	1	0	0	1	0	0	0	0	0	0	0	7	7	0.00	0.600										
Pedro Borbon, R ERA: 2.34 (10, 1)	3.0		11	2	0	0	1	1	0	0	0	0	0	12	16	0.00	1.000											
Clay Carroll, R ERA: 3.75 (13, 1)	4.0	W	16	2	1	1	1	1	2	0	0	0	0	15	27	2.25	0.750											

Cincinnati Reds @ New York Mets  
Shea Stadium, Flushing, NY  
Mon Aug 20 1973, 3:33 AM EDT  
Att. 29,384 - Unknown

AB 52  
R 3  
H 12  
RBI 3  
BB 5  
SO 9  
LOB 17





Batter	1	2	3	4	5	6	7	8	9	AB	R	H	RBI	BB	SO	LOB	TOP			
Davey Lopes, R OBP: 0.346, SLG: 0.339 (1, 4)										4	0	2	0	0	0	1	<b>Los Angeles Dodgers @ New York Mets</b> Shea Stadium, Flushing, NY Tue Aug 21 1973, 7:05 PM EDT Att: 26,351 - Unknown <a href="http://livebaseballscorecards.com">livebaseballscorecards.com</a>			
Manny Mota, R OBP: 0.371, SLG: 0.374 Tom Paciorek, R OBP: 0.270, SLG: 0.294 (1, 7) (8, 7)										4	0	0	0	0	0	2				
Willie Davis, L OBP: 0.319, SLG: 0.449 (1, 8)										4	0	0	0	0	1					
Joe Ferguson, R OBP: 0.364, SLG: 0.450 (1, 2)										4	0	0	0	1	1					
Steve Garvey, R OBP: 0.328, SLG: 0.421 (1, 3)										4	0	0	0	1	1					
Ron Cey, R OBP: 0.348, SLG: 0.394 (1, 5)										3	0	0	0	0	0					
Willie Crawford, L OBP: 0.393, SLG: 0.445 (1, 9)										3	0	1	0	0	1					
Bill Russell, R OBP: 0.314, SLG: 0.355 (1, 6)										3	1	1	1	0	0					
Don Sutton, R OBP: 0.160, SLG: 0.101 (1, 1)										2	0	0	0	1	0					
<b>Inning Stats</b>	R: 0 E: 0 K: 0 S: 3	H: 0 LOB: 0 BB: 0 P: 3	R: 0 E: 0 K: 0 S: 3	H: 0 LOB: 0 BB: 0 P: 3	R: 0 E: 0 K: 0 S: 4	H: 1 LOB: 1 BB: 0 P: 4	R: 0 E: 1 K: 1 S: 6	H: 0 LOB: 1 BB: 0 P: 6	R: 1 E: 0 K: 2 S: 8	H: 1 LOB: 0 BB: 0 P: 8	R: 0 E: 0 K: 0 S: 3	H: 0 LOB: 0 BB: 0 P: 3	R: 0 E: 0 K: 0 S: 4	H: 1 LOB: 1 BB: 0 P: 4	R: 0 E: 0 K: 0 S: 3		H: 0 LOB: 0 BB: 0 P: 3	1B: 3 2B: 0 3B: 0 HR: 1	SF: 0 SAC: 1 DP: 0 HBP: 0	WP: 1 PB: 0 SB: 0 CS: 0
<b>PITCHER</b> Ray Sadecki, L ERA: 3.3 (1, 1)	IP: 9.0 WLS: W BF: 32 H: 4 R: 1 ER: 1 SO: 4 BB: 0 IBB: 0 HBP: 0 BLK: 0 WP: 1 HR: 1 S: 40 P: 40 ERA: 1.00 WHIP: 0.444															<b>PITCHER</b>				

Batter	1	2	3	4	5	6	7	8	9	AB	R	H	RBI	BB	SO	LOB	BOTTOM					
Wayne Garrett, L OBP: 0.335, SLG: 0.355 (1, 5)										3	1	1	0	1	1	0	<b>Los Angeles Dodgers @ New York Mets</b> Shea Stadium, Flushing, NY Tue Aug 21 1973, 7:05 PM EDT Att: 26,351 - Unknown <a href="http://livebaseballscorecards.com">livebaseballscorecards.com</a>					
Felix Milten, R OBP: 0.318, SLG: 0.344 (1, 4)										4	0	1	0	0	2							
Rusty Staub, L OBP: 0.353, SLG: 0.413 (1, 9)										3	0	0	0	1	1							
John Milner, L OBP: 0.332, SLG: 0.479 (1, 7)										3	1	2	1	1	1	0						
Ed Kranepool, L OBP: 0.302, SLG: 0.320 Bud Harrelson, S OBP: 0.346, SLG: 0.309 Willie Mays, R OBP: 0.300, SLG: 0.366 (1, 3) (8, PR) (9, 3)										3	0	1	0	0	1	1						
Jerry Grote, R OBP: 0.259, SLG: 0.296 (1, 2)										2	0	0	0	0	0							
Don Hahn, R OBP: 0.291, SLG: 0.331 (1, 8)										2	0	0	1	0	0							
Ted Martinez, R OBP: 0.293, SLG: 0.283 (1, 6)										3	0	0	0	0	2							
Ray Sadecki, L OBP: 0.217, SLG: 0.304 Ken Boswell, L OBP: 0.257, SLG: 0.296 (1, 1) (9, PH)										2	0	0	0	0	0							
<b>Inning Stats</b>	R: 0 E: 0 K: 1 S: 5	H: 1 LOB: 0 BB: 0 P: 5	R: 0 E: 0 K: 0 S: 3	H: 1 LOB: 0 BB: 0 P: 3	R: 0 E: 0 K: 0 S: 3	H: 0 LOB: 0 BB: 0 P: 3	R: 0 E: 0 K: 1 S: 5	H: 0 LOB: 0 BB: 0 P: 5	R: 0 E: 0 K: 2 S: 7	H: 0 LOB: 0 BB: 0 P: 7	R: 0 E: 0 K: 0 S: 3	H: 0 LOB: 0 BB: 0 P: 3	R: 0 E: 0 K: 0 S: 3	H: 1 LOB: 0 BB: 0 P: 3	R: 1 E: 0 K: 0 S: 4		H: 1 LOB: 2 BB: 1 P: 8	R: 1 E: 0 K: 0 S: 3	H: 1 LOB: 2 BB: 2 P: 11	1B: 5 2B: 0 3B: 0 HR: 0	SF: 1 SAC: 1 DP: 2 HBP: 0	WP: 0 PB: 0 SB: 0 CS: 0
<b>PITCHER</b> Don Sutton, R ERA: 2.21 (1, 1)	IP: 8.2 WLS: L BF: 31 H: 5 R: 2 ER: 2 SO: 4 BB: 2 IBB: 1 HBP: 0 BLK: 0 WP: 0 HR: 0 S: 36 P: 48 ERA: 2.08 WHIP: 0.808															<b>PITCHER</b>						



Batter	1	2	3	4	5	6	7	8	9	AB	R	H	RBI	BB	SO	LOB	TOP				
<b>Davey Lopes, R</b> OBP: 0.348, SLG: 0.340 (1, 4)	 FC4-6 BB	 E6 2-3			 CS 1B		 1B		 6-3	4	0	2	0	1	0	1					
<b>Manny Mota, R</b> OBP: 0.370, SLG: 0.372 <b>Tom Paciorek, R</b> OBP: 0.270, SLG: 0.294 (7, FR) (7, 7)	 FC4-6 1B SF8	 L3			 6-3		 1B			4	1	1	0	0	0	4					
<b>Willie Davis, L</b> OBP: 0.319, SLG: 0.448 (1, 8)	 E5 1B		 6-3			 F9	 SF7			3	0	1	1	0	0	0					
<b>Joe Ferguson, R</b> OBP: 0.363, SLG: 0.451 (1, 9)	 SF8		 F8			 1B	 P3			3	1	1	1	0	0	2					
<b>Steve Garvey, R</b> OBP: 0.331, SLG: 0.422 (1, 3)	 1B		 F8			 1B		 6-3		4	0	2	1	0	0	0					
<b>Ken McMullen, R</b> OBP: 0.271, SLG: 0.485 <b>Jim Brewer, L</b> OBP: 0.400, SLG: 0.400 <b>Pete Richert, L</b> OBP: 0.200, SLG: 0.200 (1, 5) (8, 1) (9, 1)	 F8			 4-3		 P5		 K		4	0	0	0	0	1	3					
<b>Bill Russell, R</b> OBP: 0.311, SLG: 0.352 (1, 6)		 F7		 F3		 P6		 5-3		4	0	0	0	0	0	1					
<b>Steve Yeager, R</b> OBP: 0.339, SLG: 0.316 (1, 2)		 SH1-4 1B		 6-3			 1B SF7 1B		 K	4	1	2	0	0	1	0					
<b>Andy Messersmith, R</b> OBP: 0.225, SLG: 0.211 <b>Ron Cey, R</b> OBP: 0.348, SLG: 0.393 (1, 1) (8, 5)		 SH1-4		 6-3			 P3		 K	2	0	0	0	0	0	1					
<b>Inning Stats</b>	R: 1 E: 1 K: 0 S: 5	H: 2 LOB: 2 BB: 1 P: 9	R: 0 E: 1 K: 0 S: 5	H: 1 LOB: 2 BB: 0 P: 5	R: 0 E: 0 K: 0 S: 3	H: 0 LOB: 0 BB: 0 P: 3	R: 0 E: 0 K: 0 S: 3	H: 0 LOB: 0 BB: 0 P: 3	R: 0 E: 0 K: 0 S: 5	H: 2 LOB: 1 BB: 0 P: 5	R: 1 E: 0 K: 0 S: 6	H: 3 LOB: 2 BB: 0 P: 6	R: 0 E: 0 K: 1 S: 5	H: 0 LOB: 0 BB: 0 P: 5	R: 0 E: 0 K: 2 S: 7	H: 0 LOB: 0 BB: 0 P: 7	1B: 8 2B: 1 3B: 0 HR: 0	SF: 2 SAC: 1 DP: 0 HBP: 0	WP: 0 PB: 0 SB: 0 CS: 1	PA: 37	
<b>PITCHER</b>	IP	WLS	BF	H	R	ER	SO	BB	IBB	HBP	BLK	WP	HR	S	P	ERA	WHIP				
<b>George Stone, L</b> ERA: 2.9	(1, 1)	6.2	30	9	3	3	0	1	0	0	0	0	0	29	33	4.05	1.500				
<b>Harry Parker, R</b> ERA: 3.57	(7, 1)	0.1	1	0	0	0	0	0	0	0	0	0	0	1	1	0.00	0.000				
<b>Tug McGraw, L</b> ERA: 5.31	(8, 1)	2.0	W	6	0	0	3	0	0	0	0	0	0	12	12	0.00	0.000				

Los Angeles Dodgers @ New York Mets  
Shea Stadium, Flushing, NY  
Wed Aug 22 1973, 7:05 PM EDT  
Att: 25,442 - Unknown

AB 33  
R 3  
H 9  
RBI 3  
BB 1  
SO 3  
LOB 12

Batter	1	2	3	4	5	6	7	8	9	AB	R	H	RBI	BB	SO	LOB	BOTTOM				
<b>Wayne Garrett, L</b> OBP: 0.333, SLG: 0.351 (1, 5)	 K		 HBP		 F9		 F7		 F8	4	0	0	0	0	1	1					
<b>Felix Milan, R</b> OBP: 0.320, SLG: 0.347 (1, 4)	 B3-6-2 1B		 F9		 6-3		 FC6-4 1B		 1B	5	1	3	1	0	0	2					
<b>Rusty Staub, L</b> OBP: 0.352, SLG: 0.411 (1, 9)	 B3-6-2 1-2			 K	 4-3		 FC6-4 1-2		 1B	5	0	1	0	0	1	2					
<b>John Milner, L</b> OBP: 0.335, SLG: 0.480 (1, 7)		 L9		 1B E BB		 F8		 4-3 SH5-3 1B	 1B	4	1	2	1	1	0	0					
<b>Ed Kranepool, L</b> OBP: 0.306, SLG: 0.325 (1, 3)		 P6		 1B E 1B		 1B		 SH5-3 1-2		3	1	2	0	0	0	0					
<b>Jerry Grote, R</b> OBP: 0.285, SLG: 0.301 (1, 2)		 F7		 1-2 2-3 E 1B		 1B		 4-3 2-3		4	0	2	0	0	0	1					
<b>Don Hahn, R</b> OBP: 0.285, SLG: 0.323 (1, 8)			 F8		 K		 K		 4-3	4	0	0	0	0	2	6					
<b>Ted Martinez, R</b> OBP: 0.294, SLG: 0.288 <b>Cleon Jones, R</b> OBP: 0.317, SLG: 0.376 (1, 6) (9, PH)				 E1 2B	 1-2 2-3 3-H G3		 P3		 F8 SH3-4 1B 1B	3	0	1	0	0	0	3					
<b>George Stone, L</b> OBP: 0.306, SLG: 0.306 <b>Harry Parker, R</b> OBP: 0.150, SLG: 0.150 <b>Ken Boswell, L</b> OBP: 0.255, SLG: 0.293 <b>Tug McGraw, R</b> OBP: 0.071, SLG: 0.071 (1, 1) (7, 1) (7, PH) (8, 1)				 K	 G3		 G3		 SH3-4	2	0	0	0	0	1	3					
<b>Inning Stats</b>	R: 0 E: 0 K: 1 S: 5	H: 1 LOB: 0 BB: 0 P: 5	R: 0 E: 0 K: 0 S: 3	H: 0 LOB: 0 BB: 0 P: 3	R: 0 E: 1 K: 2 S: 10	H: 2 LOB: 2 BB: 1 P: 14	R: 0 E: 0 K: 0 S: 3	H: 0 LOB: 0 BB: 0 P: 3	R: 0 E: 0 K: 1 S: 7	H: 2 LOB: 2 BB: 0 P: 7	R: 0 E: 0 K: 0 S: 4	H: 1 LOB: 1 BB: 0 P: 4	R: 0 E: 0 K: 0 S: 4	H: 1 LOB: 1 BB: 0 P: 4	R: 2 E: 0 K: 0 S: 6	H: 4 LOB: 2 BB: 0 P: 6	1B: 11 2B: 1 3B: 0 HR: 0	SF: 0 SAC: 2 DP: 1 HBP: 1	WP: 0 PB: 0 SB: 0 CS: 0	PA: 40	
<b>PITCHER</b>	IP	WLS	BF	H	R	ER	SO	BB	IBB	HBP	BLK	WP	HR	S	P	ERA	WHIP				
<b>Andy Messersmith, R</b> ERA: 2.82	(1, 1)	7.0	30	7	2	0	5	1	0	1	0	0	0	38	43	0.00	1.143				
<b>Jim Brewer, L</b> ERA: 2.13	(8, 1)	1.2	L	9	4	2	0	0	0	0	0	0	0	9	9	10.80	2.400				
<b>Pete Richert, L</b> ERA: 2.13	(9, 1)	0.0	1	1	0	0	0	0	0	0	0	0	0	1	1	*	*				

Los Angeles Dodgers @ New York Mets  
Shea Stadium, Flushing, NY  
Wed Aug 22 1973, 7:05 PM EDT  
Att: 25,442 - Unknown

AB 36  
R 4  
H 12  
RBI 2  
BB 1  
SO 5  
LOB 18







Batter	1	2	3	4	5	6	7	8	9	10	AB	R	H	RBI	BB	SO	LOB	TOP
Gary Matthews, R OBP: 0.379, SLG: 0.467 (1, 7)	P4		P4		F9			F8		F3	5	0	0	0	0	0	3	<b>San Francisco Giants @ New York Mets</b> Shea Stadium, Flushing, NY Fri Aug 24 1973, 7:05 PM EDT Att: 35,361 - Unknown
Tito Fuentes, S OBP: 0.315, SLG: 0.363 (1, 4)	K		4-3		SH1-4			F7		F8	4	0	0	0	0	1	2	
Bobby Bonds, R OBP: 0.394, SLG: 0.571 (1, 9)	P3				L7			F8			4	0	1	0	0	0	1	
Willie McCovey, L OBP: 0.430, SLG: 0.541 Gary Thomasson, L OBP: 0.342, SLG: 0.412 (9, PR) (9, 3)					1B			FC6-4 1B			3	0	2	0	1	1	0	
Gary Maddox, R OBP: 0.345, SLG: 0.436 (1, 8)					2B			K		FC6-4 CS	4	0	2	0	0	1	1	
Chris Speller, R OBP: 0.342, SLG: 0.364 (1, 6)					2B			4-3			2	0	0	0	2	1	1	
Mike Phillips, L OBP: 0.293, SLG: 0.364 (1, 5)					IBB			4-3			4	0	1	0	0	1	5	
Dave Rader, L OBP: 0.326, SLG: 0.328 (1, 2)					L7			F8		SH2-4 BB	2	0	0	0	2	0	4	
Juan Marichal, R OBP: 0.274, SLG: 0.250 (1, 1)					SH1-4 1B			4-3		SH2-4	2	0	1	0	0	0	0	
<b>Inning Stats</b>	R: 0 E: 0 K: 1 S: 5	H: 0 LOB: 0 BB: 0 P: 5	R: 0 E: 0 K: 1 S: 6	H: 2 LOB: 1 BB: 0 P: 6	R: 0 E: 0 K: 0 S: 4	H: 0 LOB: 3 BB: 2 P: 12	R: 0 E: 0 K: 2 S: 7	H: 1 LOB: 0 BB: 0 P: 7	R: 0 E: 0 K: 0 S: 3	H: 0 LOB: 0 BB: 0 P: 3	R: 0 E: 0 K: 1 S: 5	H: 1 LOB: 1 BB: 1 P: 9	R: 0 E: 0 K: 0 S: 3	H: 0 LOB: 1 BB: 1 P: 7	1B: 6 2B: 1 3B: 0 HR: 0	SF: 0 SAC: 3 DP: 0 HBP: 0	WP: 0 PA: 38 PB: 0 SB: 0 CS: 2	
<b>PITCHER</b> Jerry Kosman, L ERA: 3.15 (1, 1)	IP 10.0	WLS W 38	BF H 7	R ER 0	SO 5	BB 4	IBB 1	HBP 0	BLK 0	WP 0	HR 0	S 43	P 63	ERA 0.00	WHIP 1.100			
<b>PITCHER</b>	IP	WLS	BF	H	R	ER	SO	BB	IBB	HBP	BLK	WP	HR	S	P	ERA	WHIP	
Batter	1	2	3	4	5	6	7	8	9	10	AB	R	H	RBI	BB	SO	LOB	BOTTOM
Willie Mays, R OBP: 0.303, SLG: 0.366 (1, 8)	L6		K		1B			F2		SH1-4	4	0	1	0	0	1	3	<b>San Francisco Giants @ New York Mets</b> Shea Stadium, Flushing, NY Fri Aug 24 1973, 7:05 PM EDT Att: 35,361 - Unknown
Felix Millan, R OBP: 0.323, SLG: 0.348 (1, 4)	F8		F3		1B			L4-6 SH1-4 1B		1B	5	0	3	1	0	0	2	
Rusty Staub, L OBP: 0.350, SLG: 0.408 (1, 9)	F9				6-3			F7		SH1-4	3	0	0	0	0	0	2	
John Milner, L OBP: 0.333, SLG: 0.473 (1, 3)					F9			3-1		IBB	3	0	0	0	1	0	0	
Cleon Jones, R OBP: 0.312, SLG: 0.369 (1, 7)					P4			5-3		L4-6	4	0	1	0	0	0	2	
Wayne Garrett, L OBP: 0.331, SLG: 0.346 (1, 5)					F8			F8		P4	3	0	0	0	1	0	0	
Jerry Grote, R OBP: 0.275, SLG: 0.310 Bud Harrelson, S OBP: 0.348, SLG: 0.309 Duffy Dyer, R OBP: 0.247, SLG: 0.240 (1, 2) (9, PR) (10, 2)					G3			SH1-3 1B		G1-4-3 1B	4	0	3	0	0	0	2	
Ted Martinez, R OBP: 0.285, SLG: 0.279 (1, 6)					L5			F2		G1-4-3	4	0	0	0	0	0	3	
Jerry Kosman, R OBP: 0.131, SLG: 0.133 Ken Boswell, L OBP: 0.262, SLG: 0.300 (1, 1) (10, PH)					FC			6-3		SH1-3 1B	2	0	0	0	0	0	1	
<b>Inning Stats</b>	R: 0 E: 0 K: 0 S: 3	H: 0 LOB: 0 BB: 0 P: 3	R: 0 E: 0 K: 0 S: 3	H: 0 LOB: 0 BB: 0 P: 3	R: 0 E: 1 K: 1 S: 7	H: 1 LOB: 2 BB: 0 P: 7	R: 0 E: 0 K: 0 S: 5	H: 2 LOB: 2 BB: 0 P: 5	R: 0 E: 0 K: 0 S: 3	H: 1 LOB: 1 BB: 0 P: 4	R: 0 E: 0 K: 0 S: 3	H: 1 LOB: 1 BB: 1 P: 7	R: 0 E: 0 K: 0 S: 3	H: 1 LOB: 1 BB: 0 P: 3	1B: 9 2B: 1 3B: 0 HR: 0	SF: 0 SAC: 3 DP: 2 HBP: 0	WP: 0 PA: 38 PB: 0 SB: 0 CS: 0	
<b>PITCHER</b> Juan Marichal, R ERA: 3.64 (1, 1)	IP 9.1	WLS L 38	BF H 9	R ER 1	SO 1	BB 1	IBB 1	HBP 0	BLK 0	WP 0	HR 0	S 38	P 46	ERA 0.96	WHIP 1.071			
<b>PITCHER</b>	IP	WLS	BF	H	R	ER	SO	BB	IBB	HBP	BLK	WP	HR	S	P	ERA	WHIP	

AB 30  
R 0  
H 7  
RBI 0  
BB 5  
SO 5  
LOB 17

AB 33  
R 1  
H 9  
RBI 1  
BB 2  
SO 1  
LOB 15





Batter	1	2	3	4	5	6	7	8	9	AB	R	H	RBI	BB	SO	LOB	TOP										
<b>Gary Matthews, R</b> OBP: 0.381, SLG: 0.467 (1, 7)										4	1	2	0	1	1	1	<b>San Francisco Giants @ New York Mets</b> Shea Stadium, Flushing, NY Sat Aug 25 1973, 3:33 AM EDT Att: 38,221 - Unknown  <b>AB 34</b> <b>R 1</b> <b>H 7</b> <b>RBI 1</b> <b>BB 2</b> <b>SO 3</b> <b>LOB 17</b>  										
<b>Tito Fuentes, S</b> OBP: 0.316, SLG: 0.363 (1, 4)										3	0	1	0	0	0	1											
<b>Bobby Bonds, R</b> OBP: 0.391, SLG: 0.567 (1, 9)										4	0	0	0	0	0	4											
<b>Willie McCovey, L</b> OBP: 0.431, SLG: 0.539 (8, PR)										3	0	1	0	1	0	0											
<b>Gary Thomasson, L</b> OBP: 0.342, SLG: 0.412 (8, 3)										0	0	0	0	0	0	0											
<b>Garry Maddox, R</b> OBP: 0.347, SLG: 0.437 (1, 8)										4	0	2	1	0	0	1											
<b>Chris Speier, R</b> OBP: 0.339, SLG: 0.360 (1, 6)										4	0	0	0	0	0	5											
<b>Mike Phillips, L</b> OBP: 0.279, SLG: 0.346 (1, 5)										4	0	0	0	0	1	3											
<b>Dave Rader, L</b> OBP: 0.323, SLG: 0.325 (1, 2)											4	0	0	0	0	2											
<b>Tom Bradley, R</b> OBP: 0.231, SLG: 0.226 (1, 1)										4	0	1	0	0	1	0											
<b>Inning Stats</b>	R: 1 E: 0 K: 0 S: 5	H: 2 LOB: 2 BB: 1 P: 9	R: 0 E: 1 K: 0 S: 4	H: 1 LOB: 1 BB: 0 P: 4	R: 0 E: 0 K: 0 S: 3	H: 0 LOB: 0 BB: 0 P: 3	R: 0 E: 0 K: 0 S: 3	H: 0 LOB: 2 BB: 0 P: 3	R: 0 E: 0 K: 1 S: 7	H: 2 LOB: 2 BB: 0 P: 7	R: 0 E: 0 K: 1 S: 5	H: 0 LOB: 1 BB: 0 P: 6	R: 0 E: 1 K: 0 S: 4	H: 0 LOB: 1 BB: 0 P: 4	R: 0 E: 0 K: 1 S: 5	H: 0 LOB: 1 BB: 1 P: 9	1B: 7 2B: 0 3B: 0 HR: 0	SF: 0 SAC: 1 DP: 0 HBP: 1	WP: 0 PB: 0 SB: 0 CS: 0	PA: 38							
<b>PITCHER</b>	IP	WLS	BF	H	R	ER	SO	BB	IBB	HBP	BLK	WP	HR	S	P	ERA	WHIP										
<b>Tom Seaver, R</b> ERA: 1.74 (1, 1)	8.0	L	34	7	1	1	2	0	1	1	0	0	0	36	41	1.12	0.875										
<b>Tug McGraw, L</b> ERA: 5.24 (9, 1)	1.0		4	0	0	0	1	1	0	0	0	0	0	5	9	0.00	1.000										

Batter	1	2	3	4	5	6	7	8	9	AB	R	H	RBI	BB	SO	LOB	BOTTOM										
<b>Wayne Garrett, L</b> OBP: 0.328, SLG: 0.343 (1, 5)										4	0	0	0	0	1	1	<b>San Francisco Giants @ New York Mets</b> Shea Stadium, Flushing, NY Sat Aug 25 1973, 3:33 AM EDT Att: 38,221 - Unknown  <b>AB 32</b> <b>R 0</b> <b>H 4</b> <b>RBI 0</b> <b>BB 1</b> <b>SO 5</b> <b>LOB 10</b>  										
<b>Felix Milten, R</b> OBP: 0.324, SLG: 0.351 (1, 4)										4	0	2	0	0	0	0											
<b>Rusty Staub, L</b> OBP: 0.349, SLG: 0.407 (1, 9)										4	0	1	0	0	0	2											
<b>John Milner, L</b> OBP: 0.330, SLG: 0.468 (1, 3)										4	0	0	0	0	1	3											
<b>Cleon Jones, R</b> OBP: 0.311, SLG: 0.367 (1, 7)										4	0	1	0	0	0	1											
<b>Jerry Grote, R</b> OBP: 0.275, SLG: 0.305 (1, 2)										3	0	0	0	1	1	1											
<b>Don Hahn, R</b> OBP: 0.281, SLG: 0.318 (1, 8)										2	0	0	0	0	0	0											
<b>Willie Mays, R</b> OBP: 0.301, SLG: 0.364 (7, PH) (8, 8)										1	0	0	0	0	0	1											
<b>Ted Martinez, R</b> OBP: 0.282, SLG: 0.276 (1, 6)										2	0	0	0	0	1	0											
<b>Ed Kranepool, L</b> OBP: 0.305, SLG: 0.323 (7, PH)										1	0	0	0	0	1	1											
<b>Bud Harrelson, S</b> OBP: 0.346, SLG: 0.309 (8, 6)										0	0	0	0	0	0	0											
<b>Tom Seaver, R</b> OBP: 0.225, SLG: 0.267 (1, 1)										2	0	0	0	0	0	0											
<b>Ken Boswell, L</b> OBP: 0.259, SLG: 0.297 (8, PH)										1	0	0	0	0	0	0											
<b>Tug McGraw, R</b> OBP: 0.071, SLG: 0.071 (9, 1)										0	0	0	0	0	0	0											
<b>Inning Stats</b>	R: 0 E: 0 K: 1 S: 5	H: 0 LOB: 0 BB: 0 P: 5	R: 0 E: 0 K: 1 S: 5	H: 0 LOB: 0 BB: 0 P: 5	R: 0 E: 1 K: 0 S: 4	H: 0 LOB: 1 BB: 0 P: 4	R: 0 E: 0 K: 0 S: 4	H: 1 LOB: 1 BB: 0 P: 4	R: 0 E: 0 K: 1 S: 5	H: 2 LOB: 2 BB: 0 P: 5	R: 0 E: 0 K: 1 S: 5	H: 0 LOB: 1 BB: 1 P: 9	R: 0 E: 1 K: 0 S: 4	H: 0 LOB: 1 BB: 0 P: 4	R: 0 E: 0 K: 1 S: 5	H: 1 LOB: 1 BB: 0 P: 5	1B: 3 2B: 2 3B: 0 HR: 0	SF: 0 SAC: 0 DP: 1 HBP: 0	WP: 0 PB: 0 SB: 0 CS: 1	PA: 33							
<b>PITCHER</b>	IP	WLS	BF	H	R	ER	SO	BB	IBB	HBP	BLK	WP	HR	S	P	ERA	WHIP										
<b>Tom Bradley, R</b> ERA: 3.5 (1, 1)	9.0	W	33	4	0	0	5	1	0	0	0	0	0	42	46	0.00	0.556										







Batter	1	2	3	4	5	6	7	8	9	AB	R	H	RBI	BB	SO	LOB	TOP					
Jerry Morales, R OBP: 0.339, SLG: 0.428 (1, 8)										3	1	0	0	1	1	1	<b>San Diego Padres @ New York Mets</b> Shea Stadium, Flushing, NY Mon Aug 27 1973, 7:05 PM EDT Att: 14,790 - Unknown					
Derrel Thomas, S OBP: 0.303, SLG: 0.259 (1, 4) (5, 6)										4	0	0	0	0	1	1						
Dave Roberts, R OBP: 0.311, SLG: 0.464 (1, 5)										4	2	2	1	0	1	0						
Nate Colbert, R OBP: 0.332, SLG: 0.422 (1, 3)										4	0	2	2	0	1	0						
Cito Gaston, R OBP: 0.297, SLG: 0.414 (1, 9)										4	1	2	1	0	1	1						
Fred Kendall, R OBP: 0.305, SLG: 0.391 (1, 2)										4	1	1	1	0	0	3						
Dave Winfield, R OBP: 0.323, SLG: 0.411 (1, 7)										4	0	1	0	0	1	0						
Enzo Hernandez, R OBP: 0.280, SLG: 0.245 Rich Morales, R OBP: 0.277, SLG: 0.188 (1, 6) (5, 4)										2	0	1	0	0	0	1						
Steve Arlin, R OBP: 0.218, SLG: 0.176 Mike Caldwell, R OBP: 0.171, SLG: 0.147 Ivan Murrell, R OBP: 0.200, SLG: 0.352 (1, 1) (7, 1) (9, PH)									3	0	0	0	0	0	0	1						
<b>Inning Stats</b>	R: 0 E: 0 K: 2 S: 7	H: 0 LOB: 0 BB: 0 P: 7	R: 1 E: 0 K: 0 S: 5	H: 2 LOB: 1 BB: 0 P: 5	R: 0 E: 0 K: 0 S: 3	H: 0 LOB: 0 BB: 0 P: 3	R: 1 E: 0 K: 1 S: 6	H: 1 LOB: 0 BB: 0 P: 6	R: 0 E: 0 K: 0 S: 4	H: 1 LOB: 1 BB: 0 P: 4	R: 1 E: 0 K: 1 S: 7	H: 3 LOB: 1 BB: 0 P: 7	R: 0 E: 0 K: 0 S: 3	H: 0 LOB: 0 BB: 0 P: 3	R: 2 E: 0 K: 1 S: 7	H: 2 LOB: 1 BB: 1 P: 11		R: 0 E: 0 K: 3 S: 9	H: 0 LOB: 0 BB: 0 P: 9	1B: 5 2B: 1 3B: 0 HR: 3	SF: 0 SAC: 0 DP: 1 HBP: 0	WP: 0 PB: 0 SB: 0 CS: 0
<b>PITCHER</b>	IP WLS BF H R ER SO BB IBB HBP BLK WP HR S P ERA WHIP																					
George Stone, L ERA: 2.96 Harry Parker, R ERA: 3.74 Tug McGraw, L ERA: 5.14 (1, 1) (8, 1) (8, 1)	7.0 W 27 7 3 3 4 0 0 0 0 0 3 35 35 3.86 1.000																					

AB	35
R	5
H	9
RBI	5
BB	1
SO	8
LOB	8



Batter	1	2	3	4	5	6	7	8	9	AB	R	H	RBI	BB	SO	LOB	BOTTOM			
Wayne Garrett, L OBP: 0.333, SLG: 0.349 (1, 5)										4	1	3	0	1	0	0	<b>San Diego Padres @ New York Mets</b> Shea Stadium, Flushing, NY Mon Aug 27 1973, 7:05 PM EDT Att: 14,790 - Unknown			
Felix Milan, R OBP: 0.326, SLG: 0.352 (1, 4)									4	1	1	0	0	0	2					
Rusty Staub, L OBP: 0.349, SLG: 0.409 (1, 9)										3	1	1	4	2	0	1				
Cleon Jones, R OBP: 0.311, SLG: 0.365 (1, 7)										5	1	1	0	0	3	5				
Ed Kranepool, L OBP: 0.303, SLG: 0.321 (1, 3)										5	1	1	0	0	1	3				
Jerry Grote, R OBP: 0.286, SLG: 0.311 (1, 2)									2	0	1	0	1	0	0	0				
Don Hahn, R OBP: 0.295, SLG: 0.331 (1, 8)									4	0	4	1	0	0	0	0				
Bud Harrelson, S OBP: 0.339, SLG: 0.303 (1, 6)									4	0	1	1	0	2	5					
George Stone, L OBP: 0.289, SLG: 0.289 Jim Beauchamp, R OBP: 0.333, SLG: 0.316 Harry Parker, R OBP: 0.150, SLG: 0.150 Tug McGraw, R OBP: 0.071, SLG: 0.071 (1, 1) (7, PH) (8, 1) (8, 1)									2	1	0	0	0	0	0	0				
<b>Inning Stats</b>	R: 0 E: 0 K: 1 S: 6	H: 1 LOB: 1 BB: 0 P: 6	R: 0 E: 0 K: 0 S: 4	H: 1 LOB: 1 BB: 0 P: 4	R: 0 E: 0 K: 0 S: 3	H: 0 LOB: 0 BB: 0 P: 3	R: 1 E: 0 K: 1 S: 7	H: 2 LOB: 2 BB: 1 P: 11	R: 4 E: 1 K: 1 S: 10	H: 4 LOB: 2 BB: 1 P: 14	R: 0 E: 0 K: 0 S: 6	H: 1 LOB: 2 BB: 1 P: 10	R: 1 E: 0 K: 0 S: 5	H: 3 LOB: 1 BB: 0 P: 5	R: 0 E: 0 K: 2 S: 8	H: 1 LOB: 2 BB: 1 P: 12		1B: 11 2B: 1 3B: 0 HR: 1	SF: 0 SAC: 2 DP: 1 HBP: 0	WP: 0 PB: 0 SB: 0 CS: 0
<b>PITCHER</b>	IP WLS BF H R ER SO BB IBB HBP BLK WP HR S P ERA WHIP																			
Steve Arlin, R ERA: 4.86 Mike Caldwell, L ERA: 3.85 (1, 1) (7, 1)	6.1 L 34 11 6 5 4 2 1 0 0 0 0 0 10 14 7.11 2.053																			

AB	34
R	6
H	13
RBI	6
BB	4
SO	6
LOB	18





Batter	1	2	3	4	5	6	7	8	9	AB	R	H	RBI	BB	SO	LOB	TOP										
Jerry Morales, R OBP: 0.337, SLG: 0.434 (1, 8)										5	1	1	1	0	0	7	<b>San Diego Padres @ New York Mets</b> Shea Stadium, Flushing, NY Tue Aug 28 1973, 7:05 PM EDT Att: 16,801 - Unknown  livebaseballscores.com										
Derrel Thomas, S OBP: 0.302, SLG: 0.258 (1, 6)										5	1	1	0	0	1	2											
Dave Roberts, R OBP: 0.310, SLG: 0.460 (1, 5) (8, 4)										5	0	1	0	0	2	0											
Nate Colbert, R OBP: 0.333, SLG: 0.428 (1, 3)										4	1	1	1	1	0	2											
Cito Gaston, R OBP: 0.296, SLG: 0.413 (1, 9)										4	0	1	1	0	2	1											
Fred Kendall, R OBP: 0.306, SLG: 0.391 (1, 2)										5	1	2	0	0	0	2											
Dave Winfield, R OBP: 0.340, SLG: 0.430 (1, 7)										3	1	2	0	1	0	1											
Rich Morales, R OBP: 0.237, SLG: 0.192 (8, PH)										1	0	1	0	2	0	0											
Johnny Grubb, L OBP: 0.364, SLG: 0.431 (8, 5)										1	1	1	2	0	0	0											
Clay Kirby, R OBP: 0.311, SLG: 0.133 (1, 1)										2	0	0	0	0	1	5											
Mike Caldwell, R OBP: 0.171, SLG: 0.147 (6, 1)										0	0	0	0	0	0	0											
Gary Ross, R (7, 1)										0	0	0	0	0	0	0											
Leron Lee, L OBP: 0.303, SLG: 0.305 (8, PH)										1	0	0	1	0	0	0											
Frank Snook, R (8, 1)										0	0	0	0	0	0	0											
<b>Inning Stats</b>	R: 2 E: 0 K: 0 S: 6	H: 3 LOB: 1 BB: 0 P: 6	R: 0 E: 0 K: 1 S: 6	H: 1 LOB: 2 BB: 1 P: 10	R: 0 E: 0 K: 0 S: 3	H: 0 LOB: 0 BB: 0 P: 3	R: 0 E: 0 K: 1 S: 7	H: 2 LOB: 2 BB: 0 P: 7	R: 0 E: 0 K: 0 S: 3	H: 0 LOB: 0 BB: 0 P: 3	R: 0 E: 0 K: 0 S: 5	H: 2 LOB: 3 BB: 1 P: 9	R: 0 E: 0 K: 2 S: 7	H: 0 LOB: 1 BB: 1 P: 11	R: 3 E: 0 K: 0 S: 5	H: 2 LOB: 0 BB: 1 P: 9	R: 1 E: 0 K: 2 S: 8	H: 1 LOB: 0 BB: 0 P: 8	1B: 7 2B: 1 3B: 1 HR: 2	SF: 1 SAC: 1 DP: 0 HBP: 0	WP: 0 PB: 0 SB: 1 CS: 0	PA: 42					
<b>PITCHER</b>	IP WLS BF H R ER SO BB IBB HBP BLK WP HR S P ERA WHIP	7.0 W 34 9 4 4 4 3 1 0 0 0 1 38 54 5.14 1.714	1.0 4 1 1 1 0 0 0 0 0 0 0 4 4 9.00 1.000	1.0 S 4 1 1 1 2 0 0 0 0 0 0 1 8 8 9.00 1.000	<b>PITCHER</b>										IP WLS BF H R ER SO BB IBB HBP BLK WP HR S P ERA WHIP												
Jon Matlack, L ERA: 3.35 (1, 1)											7.0	W	34	9	4	4	4	3	1	0	0	0	1	38	54	5.14	1.714
Harry Parker, R ERA: 3.51 (8, 1)											1.0		4	1	1	1	0	0	0	0	0	0	0	4	4	9.00	1.000
Tug McGraw, L ERA: 5.18 (9, 1)											1.0	S	4	1	1	1	2	0	0	0	0	0	1	8	8	9.00	1.000


Batter	1	2	3	4	5	6	7	8	9	AB	R	H	RBI	BB	SO	LOB	BOTTOM									
Wayne Garrett, L OBP: 0.334, SLG: 0.360 (1, 5)										5	1	2	1	0	0	1	<b>San Diego Padres @ New York Mets</b> Shea Stadium, Flushing, NY Tue Aug 28 1973, 7:05 PM EDT Att: 16,801 - Unknown  livebaseballscores.com									
Felix Milten, R OBP: 0.327, SLG: 0.351 (1, 4)										4	2	1	0	1	0	2										
Rusty Staub, L OBP: 0.351, SLG: 0.410 (1, 9)										4	2	2	0	1	0	1										
Cleon Jones, R OBP: 0.313, SLG: 0.366 (1, 7)										5	0	2	1	0	0	4										
Ed Kranepool, L OBP: 0.309, SLG: 0.321 (1, 3)										3	2	1	1	2	0	2										
Ron Hodges, L OBP: 0.290, SLG: 0.283 (1, 2)										4	1	3	2	1	0	2										
Tug McGraw, R OBP: 0.071, SLG: 0.071 (9, 1)										0	0	0	0	0	0	0										
Don Hahn, R OBP: 0.293, SLG: 0.328 (1, 8)										5	0	1	2	0	1	4										
Bud Harrelson, S OBP: 0.337, SLG: 0.298 (1, 6)										4	0	0	0	1	1	3										
Jon Matlack, L OBP: 0.266, SLG: 0.130 (1, 1)										4	0	1	0	0	1	3										
Harry Parker, R OBP: 0.150, SLG: 0.150 (8, 1)										0	0	0	0	0	0	0										
Jerry Grote, R OBP: 0.286, SLG: 0.311 (9, 2)										0	0	0	0	0	0	0										
<b>Inning Stats</b>	R: 1 E: 0 K: 0 S: 5	H: 2 LOB: 2 BB: 1 P: 9	R: 0 E: 0 K: 0 S: 3	H: 0 LOB: 1 BB: 1 P: 7	R: 1 E: 0 K: 0 S: 5	H: 2 LOB: 2 BB: 1 P: 9	R: 0 E: 0 K: 1 S: 7	H: 2 LOB: 3 BB: 1 P: 11	R: 0 E: 0 K: 1 S: 5	H: 0 LOB: 0 BB: 0 P: 3	R: 5 E: 1 K: 1 S: 12	H: 6 LOB: 2 BB: 0 P: 12	R: 0 E: 0 K: 0 S: 3	H: 0 LOB: 0 BB: 0 P: 3	R: 1 E: 0 K: 0 S: 4	H: 1 LOB: 1 BB: 1 P: 8	1B: 11 2B: 1 3B: 0 HR: 1	SF: 0 SAC: 0 DP: 0 HBP: 0	WP: 0 PB: 1 SB: 0 CS: 0	PA: 44						
<b>PITCHER</b>	IP WLS BF H R ER SO BB IBB HBP BLK WP HR S P ERA WHIP	5.1 L 31 10 6 5 2 4 1 0 0 0 0 7 7 8.44 2.625	0.2 5 2 1 0 1 0 0 0 0 0 0 7 7 0.00 3.000	1.0 3 0 0 0 0 0 0 0 0 0 0 3 3 0.00 0.000	1.0 5 1 1 1 0 1 0 0 0 0 0 4 8 9.00 2.000	<b>PITCHER</b>										IP WLS BF H R ER SO BB IBB HBP BLK WP HR S P ERA WHIP										
Clay Kirby, R ERA: 4.67 (1, 1)											5.1	L	31	10	6	5	2	4	1	0	0	0	7	7	8.44	2.625
Mike Caldwell, L ERA: 3.53 (6, 1)											0.2		5	2	1	0	1	0	0	0	0	0	7	7	0.00	3.000
Gary Ross, R ERA: 5.4 (7, 1)											1.0		3	0	0	0	0	0	0	0	0	3	3	0.00	0.000	
Frank Snook, R ERA: 3.88 (8, 1)											1.0		5	1	1	1	0	1	0	0	0	4	8	9.00	2.000	



Batter	1	2	3	4	5	6	7	8	9	AB	R	H	RBI	BB	SO	LOB	TOP			
Jerry Morales, R OBP: 0.338, SLG: 0.433 (1, 8)										5	0	2	0	0	1	4				
Derrel Thomas, S OBP: 0.300, SLG: 0.257 (1, 6)										5	0	1	0	0	1	2				
Dave Roberts, R OBP: 0.309, SLG: 0.458 (1, 5)										4	0	1	0	0	1	3				
Nate Colbert, R OBP: 0.334, SLG: 0.427 (1, 3)										3	0	1	0	0	0	0				
Ivan Murrell, R OBP: 0.195, SLG: 0.344 Johnny Grubb, L OBP: 0.363, SLG: 0.430 (8, PH) (8, 8)										3	0	0	0	0	2	4				
Fred Kendall, R OBP: 0.310, SLG: 0.393 (1, 2)										3	0	2	0	1	0	2				
Dave Winfield, R OBP: 0.336, SLG: 0.423 (1, 7)										4	0	1	0	0	0	2				
Rich Morales, R OBP: 0.238, SLG: 0.190 Leron Lee, L OBP: 0.305, SLG: 0.305 (9, PH)										2	0	0	0	1	0	0				
Rich Troedson, L OBP: 0.167, SLG: 0.138 Mike Corkins, R OBP: 0.250, SLG: 0.538 Gene Locklear, L OBP: 0.278, SLG: 0.264 (9, PH)										2	0	0	0	0	1	3				
<b>Inning Stats</b>	R: 0 E: 0 K: 2 S: 8	H: 1 LOB: 2 BB: 0 P: 9	R: 0 E: 0 K: 1 S: 5	H: 1 LOB: 2 BB: 2 P: 13	R: 0 E: 0 K: 1 S: 7	H: 2 LOB: 0 BB: 0 P: 7	R: 0 E: 0 K: 0 S: 3	H: 0 LOB: 0 BB: 0 P: 3	R: 0 E: 0 K: 1 S: 5	H: 1 LOB: 1 BB: 0 P: 5	R: 0 E: 0 K: 1 S: 6	H: 2 LOB: 2 BB: 0 P: 7	R: 0 E: 0 K: 1 S: 6	H: 1 LOB: 1 BB: 0 P: 6	R: 0 E: 0 K: 0 S: 3	H: 0 LOB: 1 BB: 1 P: 7	1B: 8 2B: 0 3B: 0 HR: 0	SF: 0 SAC: 0 DP: 1 HBP: 1	WP: 0 PB: 0 SB: 2 CS: 0	PA: 38
<b>PITCHER</b>	IP WLS BF H R ER SO BB IBB HBP BLK WP HR S P ERA WHIP	6.2 W 29 7 0 0 7 2 0 1 0 0 0 40 49 0.00 1.350	2.1 S 9 1 0 0 1 1 0 0 0 0 0 10 14 0.00 0.857																	

San Diego Padres @ New York Mets  
Shea Stadium, Flushing, NY  
Wed Aug 29 1973, 7:05 PM EDT  
Att: 18,436 - Unknown


AB 34  
R 0  
H 8  
RBI 0  
BB 3  
SO 8  
LOB 21




Batter	1	2	3	4	5	6	7	8	9	AB	R	H	RBI	BB	SO	LOB	BOTTOM			
Wayne Garrett, L OBP: 0.333, SLG: 0.358 (1, 5)										3	0	0	0	1	2	3				
Felix Milan, R OBP: 0.328, SLG: 0.352 Ted Martinez, R OBP: 0.281, SLG: 0.279 (7, 4)										1	0	1	1	0	0	0				
Willie Mays, R OBP: 0.303, SLG: 0.356 (1, 3)										4	0	1	1	0	2	2				
Cleon Jones, R OBP: 0.312, SLG: 0.368 (1, 7)										4	0	1	1	0	1	1				
Rusty Staub, L OBP: 0.354, SLG: 0.412 (1, 9)										3	0	2	0	1	0	0				
Jerry Grote, R OBP: 0.280, SLG: 0.304 (1, 2)										4	0	0	0	0	0	5				
Don Hahn, R OBP: 0.299, SLG: 0.330 (1, 8)										2	1	1	0	1	0	1				
Bud Harrelson, S OBP: 0.337, SLG: 0.299 (1, 6)										3	1	1	0	0	0	2				
Jerry Koosman, R OBP: 0.141, SLG: 0.143 Buzz Capra, R (7, 1)										3	1	1	0	0	1	0				
<b>Inning Stats</b>	R: 0 E: 0 K: 1 S: 5	H: 0 LOB: 1 BB: 1 P: 9	R: 0 E: 0 K: 0 S: 4	H: 1 LOB: 1 BB: 0 P: 4	R: 0 E: 0 K: 1 S: 6	H: 1 LOB: 1 BB: 0 P: 6	R: 0 E: 0 K: 0 S: 3	H: 0 LOB: 0 BB: 0 P: 3	R: 3 E: 0 K: 1 S: 9	H: 4 LOB: 3 BB: 2 P: 17	R: 0 E: 0 K: 1 S: 5	H: 1 LOB: 0 BB: 0 P: 5	R: 0 E: 0 K: 1 S: 5	H: 0 LOB: 0 BB: 0 P: 5	R: 0 E: 0 K: 1 S: 5	H: 1 LOB: 0 BB: 0 P: 5	1B: 7 2B: 2 3B: 0 HR: 0	SF: 1 SAC: 1 DP: 2 HBP: 0	WP: 0 PB: 0 SB: 0 CS: 0	PA: 33
<b>PITCHER</b>	IP WLS BF H R ER SO BB IBB HBP BLK WP HR S P ERA WHIP	4.2 L 23 6 3 3 3 2 1 0 0 0 0 26 38 5.79 1.714	3.1 10 2 0 0 3 0 0 0 0 0 0 0 16 16 0.00 0.600																	


San Diego Padres @ New York Mets  
Shea Stadium, Flushing, NY  
Wed Aug 29 1973, 7:05 PM EDT  
Att: 18,436 - Unknown

AB 28  
R 3  
H 8  
RBI 3  
BB 3  
SO 6  
LOB 14





Batter	1	2	3	4	5	6	7	8	9	10	AB	R	H	RBI	BB	SO	LOB	TOP	
Wayne Garrett, L OBP: 0.334, SLG: 0.356 (1.5)	F5		P6			P6			FC4-6 BB		4	0	1	0	1	0	2	<b>New York Mets @ St. Louis Cardinals</b> Busch Stadium, St. Louis, MO Thu Aug 30 1973, 7:05 PM CDT Att. 19,373 - Unknown 	
Felix Millan, R OBP: 0.327, SLG: 0.349 (1.4)	BB		P6			F3			FC4-6 1-2f		4	0	0	0	1	0	4		
Rusty Staub, L OBP: 0.356, SLG: 0.411 (1.9)	K					FC3-6 BB				F7	3	0	1	0	2	1	1		
John Milner, L OBP: 0.312, SLG: 0.461 Cleon Jones, R OBP: 0.311, SLG: 0.367 (1.7) (9.7)	K					4-3			FC3-6 1-2f	F8	4	0	0	0	0	2	5		
Ed Kranepool, L OBP: 0.326, SLG: 0.318 Willie Mays, R OBP: 0.301, SLG: 0.355 (1.3) (10, PH) (10, 3)		F7				FC3-6 1-2f					2	0	0	0	2	0	1		
Jerry Grote, R OBP: 0.274, SLG: 0.298 (1.2)	P4					IBB					4	0	0	0	0	0	6		
Don Hahn, R OBP: 0.293, SLG: 0.323 (1.8)	P4					4-3					4	0	0	0	0	0	0		
Bud Harrelson, S OBP: 0.339, SLG: 0.302 (1.6)			SH1-4 1B			F7				1-3	4	0	2	0	0	0	0		
Tom Seaver, R OBP: 0.232, SLG: 0.263 (1.1)			SH1-4 1-2			5-3			BB	SH1-4 1-2	1	0	0	0	1	0	0		
<b>Inning Stats</b>	R: 0 E: 0 K: 2 S: 7	H: 0 LOB: 1 BB: 1 P: 11	R: 0 E: 0 K: 0 S: 3	H: 0 LOB: 0 BB: 0 P: 3	R: 0 E: 0 K: 1 S: 5	H: 1 LOB: 1 BB: 0 P: 4	R: 0 E: 0 K: 1 S: 5	H: 0 LOB: 1 BB: 1 P: 9	R: 0 E: 0 K: 0 S: 3	H: 2 LOB: 3 BB: 1 P: 7	R: 0 E: 0 K: 0 S: 3	H: 0 LOB: 2 BB: 2 P: 11	R: 0 E: 0 K: 0 S: 4	H: 1 LOB: 2 BB: 1 P: 8	R: 0 E: 0 K: 1 S: 5	H: 0 LOB: 0 BB: 0 P: 5	1B: 4 2B: 0 3B: 0 HR: 0		SF: 0 SAC: 2 DP: 0 HBP: 0
<b>PITCHER</b>	IP 9.0	WLS 3	BF 38	H 4	R 0	ER 0	SO 3	BB 5	IBB 2	HBP 0	BLK 0	WP 0	HR 0	S 37	P 65	ERA 0.00	WHIP 1.000		
Reggie Cleveland, R ERA: 3.01 Al Hrabosky, L ERA: 1.9	(1.1) (10.1)	1.0 W	3 3	0 0	0 0	0 0	1 1	0 0	0 0	0 0	0 0	0 0	0 0	5 5	5 5	0.00 0.000	0.000		

Batter	1	2	3	4	5	6	7	8	9	10	AB	R	H	RBI	BB	SO	LOB	BOTTOM	
Lou Brock, L OBP: 0.362, SLG: 0.389 (1.7)	G3		F8			F7			FC4-2		5	1	1	0	0	0	2	<b>New York Mets @ St. Louis Cardinals</b> Busch Stadium, St. Louis, MO Thu Aug 30 1973, 7:05 PM CDT Att. 19,373 - Unknown 	
Ted Sizemore, R OBP: 0.358, SLG: 0.322 (1.4)	1B FC3-5-1 1B					F9			K	SH1-4 1B 2B	4	0	2	0	0	1	2		
Jose Cruz, L OBP: 0.320, SLG: 0.406 (1.8) (10.9)	1B FC3-2-5-1 1B		K						4-3		5	0	2	1	0	2	1		
Ted Simmons, S OBP: 0.351, SLG: 0.426 (1.2)	FC3-2-5-1 1-3 3H		P6						3-1		4	0	1	0	0	0	3		
Joe Torre, R OBP: 0.394, SLG: 0.409 (1.5)	6-3					F9			BB	G4-6-3 1-2f	3	0	0	0	1	0	3		
Tim McCarver, L OBP: 0.322, SLG: 0.352 (1.3)		F8							3-1	K	3	0	0	0	1	1	1		
Bernie Carbo, L OBP: 0.380, SLG: 0.395 Tommie Agee, R OBP: 0.298, SLG: 0.403 (1.9) (9, PR) (10.8)										K	3	0	1	0	1	2	1		
Mike Tyson, R OBP: 0.274, SLG: 0.290 Bake McBride, L OBP: 0.348, SLG: 0.286 Mick Kelleher, R OBP: 0.262, SLG: 0.216 (1.6) (9, PH) (10.6)		BB								2B	0	0	0	0	0	0	0		
Reggie Cleveland, R OBP: 0.308, SLG: 0.328 Luis Nietendez, R OBP: 0.319, SLG: 0.321 Al Hrabosky, R (1.1) (9, PH) (10.1)			K							K	3	0	1	0	0	1	1		
<b>Inning Stats</b>	R: 0 E: 0 K: 0 S: 5	H: 2 LOB: 2 BB: 0 P: 5	R: 0 E: 0 K: 2 S: 7	H: 0 LOB: 1 BB: 1 P: 11	R: 0 E: 0 K: 1 S: 6	H: 1 LOB: 1 BB: 0 P: 6	R: 0 E: 0 K: 1 S: 5	H: 0 LOB: 1 BB: 1 P: 9	R: 0 E: 0 K: 0 S: 3	H: 2 LOB: 2 BB: 0 P: 9	R: 0 E: 0 K: 0 S: 3	H: 1 LOB: 0 BB: 0 P: 3	R: 0 E: 0 K: 2 S: 8	H: 1 LOB: 1 BB: 0 P: 8	R: 1 E: 0 K: 0 S: 3	H: 2 LOB: 1 BB: 0 P: 3	1B: 7 2B: 2 3B: 0 HR: 0		SF: 0 SAC: 1 DP: 1 HBP: 0
<b>PITCHER</b>	IP 9.1	WLS L	BF 39	H 9	R 1	ER 1	SO 9	BB 3	IBB 0	HBP 0	BLK 0	WP 0	HR 0	S 54	P 66	ERA 0.96	WHIP 1.286		
Tom Seaver, R ERA: 1.71	(1.1)	9.1 L	39	9	1	1	9	3	0	0	0	0	0	54	66	0.96	1.286		



Batter	1	2	3	4	5	6	7	8	9	10	AB	R	H	RBI	BB	SO	LOB	TOP						
Wayne Garrett, L OBP: 0.333, SLG: 0.355 (1, 5)	G3		SH SF9-3 1-3		G3			K		1B 1B	4	1	1	0	0	1	1	<b>New York Mets @ St. Louis Cardinals</b> Busch Stadium, St. Louis, MO Fri Aug 31 1973, 7:05 PM CDT Att: 28,594 - Unknown						
Felix Millan, R OBP: 0.325, SLG: 0.348 (1, 4)	5-3		1-3			K		K		1B 1B 1-2	5	1	1	0	0	2	2							
Cleon Jones, R OBP: 0.313, SLG: 0.373 (1, 7)	K		SF9-3			1B 2B		F7		1B 1B 1-3 2-H	4	2	2	2	0	1	0							
Rusty Staub, L OBP: 0.357, SLG: 0.410 (1, 9)		F6		5-3		1B BB			6-3	1B 1B 1-2 3-H	4	0	1	1	1	0	0							
Ed Kranepool, L OBP: 0.321, SLG: 0.322 (1, 3)		E 1B BB		G6-4-3 BB		1B		F9		1B 1B 1-2 2-H	3	1	2	2	2	0	0							
Jerry Grote, R OBP: 0.272, SLG: 0.295 (1, 2)	K		G6-4-3 1-2			6-3			1B	5-3	5	0	1	0	0	1	5							
Don Hahn, R OBP: 0.292, SLG: 0.321 (1, 8)	E8 1B 1B			6-3				6-3		F2	4	0	1	0	0	0	1							
Bud Harrelson, S OBP: 0.341, SLG: 0.302 (1, 6)			FC4-6 BB			P6				K	3	0	1	1	1	1	0							
Ray Sadecki, L OBP: 0.222, SLG: 0.296 Ron Hodges, L OBP: 0.268, SLG: 0.281 (7, PH) Tug McGraw, R OBP: 0.067, SLG: 0.067 (7, 1)			SH SF9-3 1B		FC4-6 BB		P6			K	2	1	0	0	0	0	1							
											1	0	0	0	0	0	0							
											1	0	0	0	0	1	0							
<b>Inning Stats</b>	R: 0 E: 0 K: 1 S: 5	H: 0 LOB: 0 BB: 0 P: 5	R: 1 E: 1 K: 1 S: 6	H: 2 LOB: 2 BB: 1 P: 10	R: 1 E: 1 K: 0 S: 4	H: 1 LOB: 0 BB: 0 P: 4	R: 0 E: 0 K: 0 S: 2	H: 0 LOB: 0 BB: 1 P: 6	R: 0 E: 0 K: 1 S: 6	H: 2 LOB: 1 BB: 1 P: 10	R: 0 E: 0 K: 0 S: 3	H: 0 LOB: 0 BB: 0 P: 3	R: 0 E: 0 K: 2 S: 7	H: 0 LOB: 0 BB: 0 P: 7	R: 0 E: 0 K: 0 S: 4	H: 1 LOB: 1 BB: 0 P: 4	R: 3 E: 0 K: 2 S: 12	H: 5 LOB: 2 BB: 0 P: 12	1B: 10 2B: 2 3B: 0 HR: 0	SF: 1 SAC: 1 DP: 2 HBP: 0	WP: 0 PB: 0 SB: 0 CS: 0	PA: 42		
<b>PITCHER</b>	IP 7.0	WLS L	BF 27	H 5	R 3	ER 2	SO 3	BB 4	IBB 0	HBP 0	BLK 0	WP 0	HR 0	S 29	P 45	ERA 2.57	WHIP 1.286							
Mike Nagy, R ERA: 3.1																								
Diego Segui, R ERA: 3.63	(8, 1)	2.2	12	4	3	3	4	0	0	0	0	0	0	20	20	10.12	1.500							
Rich Folkers, L ERA: 3.31	(10, 1)	0.0	2	2	0	0	0	0	0	0	0	0	0	2	2	∞	∞							
Orlando Pena, R ERA: 3.26	(10, 1)	0.1	1	0	0	0	0	0	0	0	0	0	0	1	1	0.00	0.000							

**New York Mets @ St. Louis Cardinals**  
 Busch Stadium, St. Louis, MO  
 Fri Aug 31 1973, 7:05 PM CDT  
 Att: 28,594 - Unknown

AB 36  
 R 6  
 H 11  
 RBI 6  
 BB 4  
 SO 7  
 LOB 10



Batter	1	2	3	4	5	6	7	8	9	10	AB	R	H	RBI	BB	SO	LOB	BOTTOM				
Lou Brock, L OBP: 0.360, SLG: 0.388 (1, 7)	F7				6-3			4-3		4-3	5	0	1	1	0	0	1	<b>New York Mets @ St. Louis Cardinals</b> Busch Stadium, St. Louis, MO Fri Aug 31 1973, 7:05 PM CDT Att: 28,594 - Unknown				
Ted Sizemore, R OBP: 0.357, SLG: 0.320 (1, 4)	2B 1B	CS 1B	6-3		F7			F7		6-3 3-H	5	1	1	0	0	0	0					
Joe Torre, R OBP: 0.363, SLG: 0.410 (1, 3)	E 2B		K			F8		6-3			4	1	1	1	0	1	0					
Ted Simmons, S OBP: 0.352, SLG: 0.426 (1, 2)	E7 3B 1B		F8			1B		F9			4	1	2	0	0	0	0					
Tommie Agee, R OBP: 0.296, SLG: 0.410 (1, 8) (5, 9)					K			F8			3	0	1	1	0	1	1					
Bernie Carbo, L OBP: 0.379, SLG: 0.393 (7, 9)											1	0	0	0	0	0	0					
Luis Melendez, R OBP: 0.318, SLG: 0.320 (1, 9) (5, 8)	3B					5-3				F7	4	0	1	0	0	1	2					
Ken Reitz, R OBP: 0.251, SLG: 0.327 (1, 5)	F7			P4				K		1-3	4	0	0	0	0	1	2					
Mike Tyson, R OBP: 0.274, SLG: 0.292 (1, 6)		F2			K			P3			4	1	1	0	0	1	1					
Mike Nagy, R Tom Heintzelman, R Diego Segui, R Rich Folkers, L Orlando Pena, R Tim McCarver, L (1, 11) (7, PH) (8, 1) (10, 1) (10, 1) (10, PH)					5-3				BB		2	0	0	0	0	1	0					
										G3 4-3 2B	0	0	0	0	0	1	0					
										G3	0	0	0	0	0	0	0					
											1	0	0	0	0	0	1					
<b>Inning Stats</b>	R: 3 E: 1 K: 1 S: 9	H: 4 LOB: 1 BB: 0 P: 9	R: 0 E: 0 K: 1 S: 5	H: 1 LOB: 0 BB: 0 P: 5	R: 0 E: 0 K: 1 S: 5	H: 0 LOB: 0 BB: 0 P: 5	R: 0 E: 0 K: 2 S: 8	H: 1 LOB: 1 BB: 0 P: 8	R: 0 E: 0 K: 0 S: 3	H: 0 LOB: 0 BB: 0 P: 3	R: 0 E: 0 K: 0 S: 4	H: 0 LOB: 1 BB: 1 P: 9	R: 0 E: 0 K: 0 S: 3	H: 0 LOB: 0 BB: 0 P: 3	R: 0 E: 0 K: 0 S: 3	H: 0 LOB: 0 BB: 0 P: 3	R: 1 E: 0 K: 0 S: 4	H: 1 LOB: 0 BB: 0 P: 4	1B: 5 2B: 2 3B: 1 HR: 0	SF: 0 SAC: 0 DP: 0 HBP: 0	WP: 0 PB: 0 SB: 0 CS: 1	PA: 39
<b>PITCHER</b>	IP 6.0	WLS W	BF 24	H 7	R 3	ER 3	SO 5	BB 0	IBB 0	HBP 0	BLK 0	WP 0	HR 0	S 34	P 34	ERA 4.50	WHIP 1.167					
Ray Sadecki, L ERA: 3.63																						
Tug McGraw, L ERA: 5.05	(7, 1)	4.0	14	1	1	1	1	1	0	0	0	0	0	15	19	2.25	0.500					

**New York Mets @ St. Louis Cardinals**  
 Busch Stadium, St. Louis, MO  
 Fri Aug 31 1973, 7:05 PM CDT  
 Att: 28,594 - Unknown

AB 37  
 R 4  
 H 8  
 RBI 3  
 BB 1  
 SO 6  
 LOB 8





Batter	1	2	3	4	5	6	7	8	9	AB	R	H	RBI	BB	SO	LOB	TOP								
Wayne Garrett, L (1.5) OBP: 0.332, SLG: 0.354	F8		F8				F8	1-3		5	1	1	0	0	0	4	<b>New York Mets @ St. Louis Cardinals</b> Busch Stadium, St. Louis, MO Sat Sep 01 1973, 7:05 PM CDT Att: 29,197 - Unknown  <b>AB 37</b> <b>R 4</b> <b>H 9</b> <b>RBI 4</b> <b>BB 3</b> <b>SO 5</b> <b>LOB 29</b>								
Felix Milan, R (1.4) OBP: 0.326, SLG: 0.352	F3		F8				P4			5	0	2	1	0	0	1									
Cleon Jones, R (1.7) OBP: 0.314, SLG: 0.368	K									3	1	0	0	1	2	2									
Rusty Staub, L (1.9) OBP: 0.357, SLG: 0.412										5	1	2	0	0	2	3									
Ed Kranepool, L (1.3) OBP: 0.319, SLG: 0.317										4	1	0	0	1	0	3									
Ron Hodges, L (1.2) OBP: 0.295, SLG: 0.282										3	0	1	1	1	0	2									
Don Hahn, R (1.8) OBP: 0.291, SLG: 0.320										4	0	1	2	0	0	4									
Bud Harrelson, S (1.6) OBP: 0.343, SLG: 0.305										4	0	2	0	0	0	3									
George Stone, L (1.1) OBP: 0.262, SLG: 0.262										4	0	0	0	0	1	7									
Harry Parker, R (8.1) OBP: 0.150, SLG: 0.150										0	0	0	0	0	0	0									
<b>Inning Stats</b>	R: 0 E: 0 K: 1 S: 5	H: 0 LOB: 0 BB: 0 P: 5	R: 0 E: 1 K: 0 S: 4	H: 1 LOB: 1 BB: 0 P: 4	R: 0 E: 0 K: 1 S: 6	H: 1 LOB: 1 BB: 0 P: 6	R: 3 E: 1 K: 0 S: 5	H: 2 LOB: 1 BB: 2 P: 13	R: 1 E: 0 K: 1 S: 7	H: 2 LOB: 1 BB: 0 P: 7	R: 0 E: 0 K: 0 S: 4	H: 1 LOB: 1 BB: 0 P: 4	R: 0 E: 0 K: 1 S: 5	H: 0 LOB: 1 BB: 0 P: 6	R: 0 E: 1 K: 0 S: 5	H: 1 LOB: 3 BB: 1 P: 9	R: 0 E: 0 K: 1 S: 6	H: 1 LOB: 1 BB: 0 P: 6	1B: 6 2B: 4 3B: 0 HR: 0	SF: 0 SAC: 0 DP: 2 HBP: 1	WP: 0 PB: 1 SB: 1 CS: 0	PA: 41			
<b>PITCHER</b>	IP	WLS	BF	H	R	ER	SO	BB	IBB	HBP	BLK	WP	HR	S	P	ERA	WHIP								
Alan Foster, R (1.1) ERA: 3.07	6.0	L	27	7	4	4	3	1	1	0	0	0	0	31	39	6.00	1.333								
Eddie Fisher, R (7.1) ERA: 4.92	1.1		8	1	0	0	1	1	0	1	0	0	0	8	13	0.00	1.500								
Orlando Pena, R (8.1) ERA: 3.22	1.0		4	1	0	0	0	0	0	0	0	0	0	4	4	0.00	1.000								
Al Hrabosky, L (9.1) ERA: 1.87	0.2		2	0	0	0	1	0	0	0	0	0	0	4	4	0.00	0.000								


Batter	1	2	3	4	5	6	7	8	9	AB	R	H	RBI	BB	SO	LOB	BOTTOM								
Lou Brock, L (1.7) OBP: 0.360, SLG: 0.386	5-3									4	0	1	0	0	1	2	<b>New York Mets @ St. Louis Cardinals</b> Busch Stadium, St. Louis, MO Sat Sep 01 1973, 7:05 PM CDT Att: 29,197 - Unknown  <b>AB 34</b> <b>R 1</b> <b>H 9</b> <b>RBI 1</b> <b>BB 1</b> <b>SO 9</b> <b>LOB 17</b>								
Ted Sizemore, R (1.4) OBP: 0.356, SLG: 0.322	5-3									4	0	2	0	0	0	1									
Tim McCarver, L (1.3) OBP: 0.327, SLG: 0.358										3	0	2	0	1	0	0									
Ted Simmons, S (1.2) OBP: 0.353, SLG: 0.427	K									4	0	2	1	0	1	3									
Luis Melendez, R (1.8) OBP: 0.314, SLG: 0.315										4	0	0	0	0	2	5									
Ken Reitz, R (1.5) OBP: 0.249, SLG: 0.325										3	0	0	0	0	1	3									
Eddie Fisher, R (7.1) ERA: 4.92										0	0	0	0	0	0	0									
Orlando Pena, R (8.1) ERA: 3.22										0	0	0	0	0	0	0									
Al Hrabosky, R (9.1) ERA: 1.87										0	0	0	0	0	0	0									
Jose Cruz, L (9, PH) OBP: 0.320, SLG: 0.495										1	0	0	0	0	0	0									
Bernie Carbo, L (1.9) OBP: 0.377, SLG: 0.395										4	0	1	0	0	3	0									
Mike Tyson, R (1.6) OBP: 0.272, SLG: 0.290										3	0	0	0	0	0	1									
Bake McBride, L (9, PH) OBP: 0.375, SLG: 0.286										0	0	0	0	0	0	0									
Alan Foster, R (1.1) ERA: 3.07										1	0	0	0	0	1	0									
Tom Heintzelman, R (6, PH) OBP: 0.455, SLG: 0.368										3	1	1	0	0	0	2									
<b>Inning Stats</b>	R: 0 E: 0 K: 1 S: 6	H: 1 LOB: 1 BB: 0 P: 6	R: 0 E: 0 K: 2 S: 7	H: 0 LOB: 0 BB: 0 P: 7	R: 0 E: 0 K: 1 S: 6	H: 1 LOB: 1 BB: 0 P: 6	R: 0 E: 0 K: 0 S: 3	H: 1 LOB: 0 BB: 0 P: 3	R: 0 E: 0 K: 1 S: 5	H: 0 LOB: 0 BB: 0 P: 5	R: 1 E: 0 K: 3 S: 12	H: 3 LOB: 3 BB: 1 P: 16	R: 0 E: 0 K: 0 S: 4	H: 1 LOB: 1 BB: 0 P: 4	R: 0 E: 0 K: 0 S: 4	H: 2 LOB: 1 BB: 0 P: 4	R: 0 E: 0 K: 1 S: 5	H: 0 LOB: 1 BB: 0 P: 6	1B: 7 2B: 2 3B: 0 HR: 0	SF: 0 SAC: 0 DP: 2 HBP: 1	WP: 0 PB: 0 SB: 0 CS: 0	PA: 36			
<b>PITCHER</b>	IP	WLS	BF	H	R	ER	SO	BB	IBB	HBP	BLK	WP	HR	S	P	ERA	WHIP								
George Stone, L (1.1) ERA: 2.86	7.0		30	9	1	1	8	1	0	0	0	0	0	45	49	1.29	1.429								
Harry Parker, R (8.1) ERA: 3.71	2.0	S	6	0	0	0	1	0	0	1	0	0	0	7	8	0.00	0.000								



Batter	1	2	3	4	5	6	7	8	9	AB	R	H	RBI	BB	SO	LOB	TOP																
Wayne Garrett, L (1.5)	F7	K				SH1-3		K		3	1	0	0	1	2	3	<b>New York Mets @ St. Louis Cardinals</b> Busch Stadium, St. Louis, MO Sun Sep 02 1973, 3:33 AM CDT Att: 20,339 - Unknown  <b>AB 37</b> <b>R 4</b> <b>H 11</b> <b>RBI 4</b> <b>BB 2</b> <b>SO 9</b> <b>LOB 14</b>																
Felix Milan, R (1.4)	F7 1B		F7			4-3		6-3		5	1	2	2	0	0	1																	
Cleon Jones, R (1.7)			K			5-3		K		5	0	1	0	0	3	1																	
Rusty Staub, L (1.9)	F7		4-3			WP 3B		4-3		5	1	1	0	0	0	2																	
Ed Kranepool, L (1.3)	F7				6-3	6-3		F7		4	0	0	0	0	0	3																	
Jerry Grote, R (1.2)		G3				1B 3B		5-3		4	1	2	1	0	0	0																	
Don Hahn, R (1.8)		K			K	FC6-4 1B		F8		4	0	1	1	0	2	1																	
Bud Harrelson, S (1.6)		1B				FC6-4		K		3	0	1	0	1	1	1																	
Jon Matlack, L (1.1)										3	0	2	0	0	1	2																	
Buzz Capra, R (6.1)										0	0	0	0	0	0	0																	
Ron Hodges, L (8. PH)										1	0	1	0	0	0	0																	
Jim McAndrew, R (8.1)		1B				4-3 SH1-3		1B		0	0	0	0	0	0	0																	
<b>Inning Stats</b>	R: 0 E: 0 K: 0 S: 5	H: 2 LOB: 2 BB: 0 P: 5	R: 0 E: 0 K: 2 S: 9	H: 2 LOB: 2 BB: 0 P: 9	R: 0 E: 0 K: 1 S: 5	H: 0 LOB: 0 BB: 0 P: 5	R: 0 E: 0 K: 2 S: 8	H: 1 LOB: 2 BB: 1 P: 12	R: 4 E: 0 K: 0 S: 7	H: 4 LOB: 1 BB: 1 P: 11	R: 0 E: 0 K: 1 S: 6	H: 1 LOB: 0 BB: 0 P: 6	R: 0 E: 0 K: 0 S: 3	H: 0 LOB: 0 BB: 0 P: 3	R: 0 E: 0 K: 2 S: 8	H: 1 LOB: 1 BB: 0 P: 8	R: 0 E: 0 K: 1 S: 5	H: 0 LOB: 0 BB: 0 P: 5	1B: 8 2B: 1 3B: 1 HR: 1	SF: 0 SAC: 1 DP: 0 HBP: 0	WP: 1 PB: 0 SB: 0 CS: 0	PA: 40											
<b>PITCHER</b>	IP WLS BF H R ER SO BB IBB HBP BLK WP HR S P ERA WHIP																																
Rick Wise, R (1.1)	4.2	25	9	4	4	5	2	0	0	0	0	1	1	33	41	7.71	2.357																
John Andrews, L (5.1)	1.1	5	1	0	0	1	0	0	0	0	0	0	0	7	7	0.00	0.750																
Eddie Fisher, R (7.1)	1.0	W 3	0	0	0	0	0	0	0	0	0	0	0	3	3	0.00	0.000																
Diego Segui, R (8.1)	2.0	S 7	1	0	0	3	0	0	0	0	0	0	0	13	13	0.00	0.500																

Batter	1	2	3	4	5	6	7	8	9	AB	R	H	RBI	BB	SO	LOB	BOTTOM																
Lou Brock, L (1.7)	S		S		FC5-4	1B	FC4-2			3	1	2	0	2	0	3	<b>New York Mets @ St. Louis Cardinals</b> Busch Stadium, St. Louis, MO Sun Sep 02 1973, 3:33 AM CDT Att: 20,339 - Unknown  <b>AB 37</b> <b>R 7</b> <b>H 14</b> <b>RBI 7</b> <b>BB 5</b> <b>SO 9</b> <b>LOB 33</b>																
Ted Sizemore, R (1.4)	P4		5-3		F7	K				5	0	1	2	0	1	6																	
Tim McCarver, L (1.3)	K		G5-4-3		E2	FC5-4	4-3			4	0	1	2	1	1	4																	
Ted Simmons, S (1.2)	E7		G5-4-3		FC5-4	3-1		1B		4	0	1	1	1	0	6																	
Luis Melendez, R (1.8)	K				K		SH3-4	K		3	0	0	0	0	3	3																	
Eddie Fisher, R (7.1)										0	0	0	0	0	0	0																	
Bake McBride, L (7. PH)										1	1	1	0	0	0	0																	
Diego Segui, R (8.1)										1	0	0	0	0	1	1																	
Ken Reitz, R (1.5)		5-3			1B		SH3-4	F8		4	1	2	1	0	0	1																	
Bernie Carbo, L (1.9)		1B			K		HR	FC6-4		4	1	3	0	1	1	1																	
Mike Tyson, R (1.6)										5	2	3	1	0	0	3																	
Rick Wise, R (1.1)										2	0	0	0	0	2	3																	
John Andrews, L (5.1)										0	0	0	0	0	0	0																	
Tom Heintzelman, R (6. PH)										0	0	0	0	0	0	0																	
Jose Cruz, L (6. PH)										1	1	0	0	0	0	2																	
<b>Inning Stats</b>	R: 1 E: 1 K: 2 S: 8	H: 1 LOB: 1 BB: 1 P: 12	R: 0 E: 0 K: 1 S: 6	H: 1 LOB: 0 BB: 0 P: 6	R: 0 E: 0 K: 0 S: 3	H: 1 LOB: 1 BB: 1 P: 7	R: 0 E: 0 K: 3 S: 11	H: 2 LOB: 2 BB: 0 P: 11	R: 0 E: 1 K: 1 S: 7	H: 1 LOB: 2 BB: 0 P: 7	R: 3 E: 0 K: 1 S: 9	H: 4 LOB: 2 BB: 1 P: 13	R: 3 E: 0 K: 0 S: 6	H: 3 LOB: 2 BB: 1 P: 11	R: 0 E: 0 K: 1 S: 6	H: 1 LOB: 2 BB: 1 P: 10	1B: 11 2B: 2 3B: 0 HR: 1	SF: 0 SAC: 1 DP: 1 HBP: 1	WP: 0 PB: 0 SB: 2 CS: 0	PA: 44													
<b>PITCHER</b>	IP WLS BF H R ER SO BB IBB HBP BLK WP HR S P ERA WHIP																																
Jon Matlack, L (1.1)	5.0	26	9	4	4	7	2	0	0	0	0	0	0	12	21	13.50	2.200																
Buzz Capra, R (6.1)	2.0	L 13	4	3	3	1	1	1	1	0	0	0	0	6	10	0.00	2.000																
Jim McAndrew, R (8.1)	1.0	5	1	0	0	1	1	0	0	0	0	0	0	6	10	0.00	2.000																



Batter	1	2	3	4	5	6	7	8	9	AB	R	H	RBI	BB	SO	LOB	TOP			
Cesar Tovar, R OBP: 0.339, SLG: 0.365	4-0 1B BB		0-0 6-3		0-0 E3 FC6		0-0 4-3		0-0 P4	4	0	0	0	1	0	1	<b>Philadelphia Phillies @ New York Mets</b> Shea Stadium, Flushing, NY Mon Sep 03 1973, 3:33 AM EDT Unknown <a href="http://livebaseballscorecards.com">livebaseballscorecards.com</a>			
Billy Grabarkewitz, R OBP: 0.329, SLG: 0.313	0-3 K		0-0 F7		0-0 F8		0-0 1B			4	0	1	0	0	1	2				
Willie Montanez, L OBP: 0.328, SLG: 0.381	0-0 P5		0-0 FC6-4 1B		0-0 FC6 1-2		0-0 F7			4	0	1	0	0	0	3				
Greg Luzinski, R OBP: 0.348, SLG: 0.489	0-0 FC5 BB 1B		0-0 FC6-4 1-2		0-0 F9		0-3 K			4	0	1	0	0	1	1				
Bill Robinson, R OBP: 0.333, SLG: 0.559	4-0 1-2 BB			0-0 P6		0-0 5-3		0-0 F3		3	0	0	0	1	0	0				
Mike Anderson, R OBP: 0.318, SLG: 0.456	0-0 FC5 2-3f			0-3 K		0-0 1B 1B		0-3 K		4	0	1	0	0	2	3				
Bob Boone, R OBP: 0.315, SLG: 0.363		0-0 CS 1B		0-0 1B		0-0 1-2 1B		0-0 6-3		4	0	3	0	0	0	0				
Craig Robinson, R OBP: 0.230, SLG: 0.286		0-0 F9 1-2		0-0 F9		0-0 B1-3		0-0 5-3		4	0	0	0	0	0	4				
Steve Carlton, L OBP: 0.167, SLG: 0.241		0-0 F8			0-0 4-3		0-0 F8		4-0 BB	2	0	0	0	0	0	0				
Terry Harmon, R OBP: 0.281, SLG: 0.236										1	0	0	0	0	0	0				
Ron Diorio, R OBP: 0.330, SLG: 0.394										0	0	0	0	0	0	0				
Mike Schmidt, R OBP: 0.330, SLG: 0.394										0	0	0	0	1	0	0				
<b>Inning Stats</b>	R: 0 E: 0 K: 1 S: 6	H: 1 LOB: 3 BB: 2 P: 14	R: 0 E: 0 K: 0 S: 3	H: 1 LOB: 0 BB: 0 P: 3	R: 0 E: 0 K: 0 S: 4	H: 1 LOB: 1 BB: 0 P: 4	R: 0 E: 0 K: 1 S: 6	H: 0 LOB: 1 BB: 0 P: 6	R: 0 E: 1 K: 0 S: 4	H: 2 LOB: 2 BB: 0 P: 4	R: 0 E: 0 K: 0 S: 7	H: 1 LOB: 1 BB: 0 P: 7	R: 0 E: 0 K: 2 S: 7	H: 0 LOB: 0 BB: 1 P: 7	R: 0 E: 0 K: 0 S: 3	H: 0 LOB: 1 BB: 1 P: 7	1B: 7 2B: 0 3B: 0 HR: 0	SF: 0 SAC: 0 DP: 0 HBP: 0	WP: 0 PB: 0 SB: 0 CS: 1	PA: 37
<b>PITCHER</b> Jerry Kosman, L ERA: 2.93	IP: 9.0 WLS: W BF: 37 H: 7 R: 0 ER: 0 SO: 4 BB: 3 IBB: 0 HBP: 0 BLK: 0 WP: 0 HR: 0 S: 42 P: 54 ERA: 0.00 WHIP: 1.111																			

Batter	1	2	3	4	5	6	7	8	9	AB	R	H	RBI	BB	SO	LOB	BOTTOM			
Bud Harrelson, S OBP: 0.343, SLG: 0.304	0-0 6-3	0-0 FC6-5 1-2 2-3f 3-H		0-0 1B 1B		0-0 5-3		0-0 F7		5	0	1	1	0	0	3	<b>Philadelphia Phillies @ New York Mets</b> Shea Stadium, Flushing, NY Mon Sep 03 1973, 3:33 AM EDT Unknown <a href="http://livebaseballscorecards.com">livebaseballscorecards.com</a>			
Felix Milten, R OBP: 0.327, SLG: 0.359	0-0 1B	0-0 F8 2-3		0-0 1B 1B		0-0 5-3		0-0 F9		5	0	2	0	0	0	3				
Willie Mays, R OBP: 0.296, SLG: 0.348	0-3 K		0-0 6-3		0-0 F6		0-0 L6			4	0	0	0	0	1	3				
Cleon Jones, R OBP: 0.311, SLG: 0.361	0-0 5-3		0-3 K		4-0 SH1-4 E 2B BB		0-3 K			3	1	0	0	1	2	1				
Rusty Staub, L OBP: 0.359, SLG: 0.413		4-0 E 1B BB		0-0 1B		0-0 E6 SH1-4 2B		0-0 1B 2B		3	2	2	0	1	0	1				
Jerry Grote, R OBP: 0.282, SLG: 0.320		0-0 E9 1B BB FC6-5 1B		0-0 F2		0-0 SH1-4 1-2 2-3		0-0 G6-4-3 1B		3	1	2	0	0	0	1				
Don Hahn, R OBP: 0.294, SLG: 0.315		4-0 FC6-5 1B BB		0-0 P6		4-0 2B CS IBB		0-0 G6-4-3 1-2		2	0	0	0	2	0	2				
Ted Martinez, R OBP: 0.292, SLG: 0.306		0-0 S FC6-5 1B		0-0 HR		0-0 1-3 2-H 3-H		0-0 1B		4	1	4	4	0	0	0				
Jerry Kosman, R OBP: 0.132, SLG: 0.134		0-3 K		0-0 F2		0-0 K 3-H		0-3 K		4	0	0	0	0	3	6				
<b>Inning Stats</b>	R: 0 E: 0 K: 1 S: 6	H: 1 LOB: 1 BB: 0 P: 6	R: 2 E: 1 K: 1 S: 7	H: 2 LOB: 2 BB: 2 P: 15	R: 0 E: 0 K: 1 S: 6	H: 1 LOB: 1 BB: 0 P: 6	R: 1 E: 0 K: 0 S: 6	H: 3 LOB: 2 BB: 0 P: 6	R: 2 E: 1 K: 1 S: 6	H: 1 LOB: 1 BB: 2 P: 14	R: 0 E: 0 K: 0 S: 3	H: 0 LOB: 0 BB: 0 P: 3	R: 0 E: 0 K: 1 S: 6	H: 2 LOB: 1 BB: 0 P: 6	R: 0 E: 0 K: 1 S: 6	H: 1 LOB: 1 BB: 0 P: 6	1B: 8 2B: 2 3B: 0 HR: 1	SF: 0 SAC: 1 DP: 1 HBP: 0	WP: 0 PB: 0 SB: 1 CS: 1	PA: 38
<b>PITCHER</b> Steve Carlton, L ERA: 4.03 Ron Diorio, R ERA: 0.77	IP: 6.0 WLS: L BF: 30 H: 8 R: 5 ER: 4 SO: 4 BB: 3 IBB: 1 HBP: 0 BLK: 0 WP: 0 HR: 1 S: 34 P: 50 ERA: 6.00 WHIP: 1.833																			







Batter	1	2	3	4	5	6	7	8	9	AB	R	H	RBI	BB	SO	LOB	TOP					
Denny Doyle, L (1.4) OBP: 0.314, SLG: 0.311										3	0	1	0	1	1	0	Philadelphia Phillies @ New York Mets Shea Stadium, Flushing, NY Tue Sep 04 1973, 7:05 PM EDT Att: 13,674 - Unknown					
Del Unser, L (1.8) OBP: 0.353, SLG: 0.433										4	0	0	0	0	1	2						
Willie Montanez, L (1.3) OBP: 0.328, SLG: 0.379										4	0	0	0	0	1	2						
Greg Luzinski, R (1.7) OBP: 0.346, SLG: 0.491										4	1	1	0	0	2	1						
Bill Robinson, R (1.9) OBP: 0.332, SLG: 0.555										4	0	1	0	0	1	0						
Bob Boone, R (1.2) OBP: 0.317, SLG: 0.364 Mike Ryan, R (7.2) OBP: 0.301, SLG: 0.364										3	0	2	1	0	0	0						
Mike Schmidt, R (1.5) OBP: 0.330, SLG: 0.391										3	0	0	0	0	3	3						
Larry Bowa, S (1.6) OBP: 0.253, SLG: 0.242										3	0	0	0	0	1	3						
Jim Lonborg, R (1.1) OBP: 0.187, SLG: 0.176 Darrell Brandon, R (3.1) OBP: 0.400, SLG: 0.250 Tom Hutton, L (5.1) OBP: 0.325, SLG: 0.390 Mike Wallace, L (5.1) OBP: 0.325, SLG: 0.390 Mike Rogodzinski, L (8.1) OBP: 0.329, SLG: 0.323 Barry Lersch, S (8.1) OBP: 0.274, SLG: 0.154										1	0	0	0	0	1	0						
<b>Inning Stats</b>	R: 0 E: 0 K: 1 S: 5	H: 0 LOB: 0 BB: 0 P: 5	R: 0 E: 0 K: 1 S: 5	H: 0 LOB: 0 BB: 0 P: 5	R: 0 E: 0 K: 2 S: 7	H: 0 LOB: 0 BB: 0 P: 7	R: 0 E: 0 K: 1 S: 5	H: 0 LOB: 0 BB: 0 P: 5	R: 1 E: 0 K: 2 S: 10	H: 3 LOB: 2 BB: 0 P: 10	R: 0 E: 0 K: 2 S: 7	H: 0 LOB: 1 BB: 1 P: 11	R: 0 E: 0 K: 2 S: 8	H: 1 LOB: 1 BB: 0 P: 8	R: 0 E: 1 K: 1 S: 6	H: 1 LOB: 1 BB: 0 P: 6	R: 0 E: 0 K: 1 S: 5	H: 0 LOB: 0 BB: 0 P: 5	1B: 5 2B: 0 3B: 0 HR: 0	SF: 0 SAC: 0 DP: 0 HBP: 0	WP: 0 PB: 0 SB: 0 CS: 0	PA: 33
<b>PITCHER</b> Tom Seaver, R (1.1) ERA: 1.69	IP: 9.0 WLS: W BF: 33 H: 5 R: 1 ER: 1 SO: 13 BB: 1 IBB: 0 HBP: 0 BLK: 0 WP: 0 HR: 0 S: 58 P: 62 ERA: 1.00 WHIP: 0.667															<b>PITCHER</b>						

AB 32  
R 1  
H 5  
RBI 1  
BB 1  
SO 13  
LOB 13



Batter	1	2	3	4	5	6	7	8	9	AB	R	H	RBI	BB	SO	LOB	BOTTOM					
Wayne Garrett, L (1.5) OBP: 0.336, SLG: 0.361										4	2	2	1	0	1	1	Philadelphia Phillies @ New York Mets Shea Stadium, Flushing, NY Tue Sep 04 1973, 7:05 PM EDT Att: 13,674 - Unknown					
Felix Milan, R (1.4) OBP: 0.328, SLG: 0.357										4	1	2	0	0	0	0						
Rusty Staub, L (1.9) OBP: 0.357, SLG: 0.409										3	1	0	0	1	0	2						
John Milner, L (1.7) OBP: 0.327, SLG: 0.462										4	1	1	1	0	1	1						
Ed Kranepool, L (1.3) OBP: 0.310, SLG: 0.315										4	1	1	2	0	0	1						
Jerry Grote, R (1.2) OBP: 0.282, SLG: 0.319										4	0	1	1	0	0	0						
Don Hahn, R (1.8) OBP: 0.288, SLG: 0.308										4	0	0	0	0	1	1						
Bud Harrelson, S (1.6) OBP: 0.342, SLG: 0.307										3	1	1	0	0	0	0						
Tom Seaver, R (1.1) OBP: 0.224, SLG: 0.253										3	0	0	0	0	1	2						
<b>Inning Stats</b>	R: 1 E: 0 K: 0 S: 4	H: 1 LOB: 0 BB: 0 P: 4	R: 0 E: 0 K: 1 S: 5	H: 0 LOB: 0 BB: 0 P: 5	R: 5 E: 1 K: 1 S: 10	H: 4 LOB: 1 BB: 1 P: 14	R: 0 E: 0 K: 1 S: 5	H: 0 LOB: 0 BB: 0 P: 5	R: 0 E: 0 K: 1 S: 6	H: 1 LOB: 1 BB: 0 P: 6	R: 1 E: 1 K: 0 S: 5	H: 1 LOB: 1 BB: 0 P: 5	R: 0 E: 0 K: 0 S: 3	H: 1 LOB: 0 BB: 0 P: 3	R: 0 E: 0 K: 0 S: 3	H: 0 LOB: 0 BB: 0 P: 3	R: 0 E: 0 K: 0 S: 3	H: 0 LOB: 0 BB: 0 P: 3	1B: 4 2B: 2 3B: 1 HR: 1	SF: 0 SAC: 0 DP: 1 HBP: 0	WP: 1 PB: 0 SB: 0 CS: 0	PA: 34
<b>PITCHER</b> Jim Lonborg, R (1.1) ERA: 4.9 Darrell Brandon, R (3.1) ERA: 4.74 Mike Wallace, L (5.1) ERA: 4.1 Barry Lersch, R (8.1) ERA: 4.87	IP: 2.2 WLS: L BF: 15 H: 5 R: 6 ER: 1 SO: 2 BB: 1 IBB: 0 HBP: 0 BLK: 0 WP: 0 HR: 1 S: 18 P: 22 ERA: 3.38 WHIP: 2.250															<b>PITCHER</b>						

AB 33  
R 7  
H 8  
RBI 5  
BB 1  
SO 4  
LOB 8





Batter	1	2	3	4	5	6	7	8	9	AB	R	H	RBI	BB	SO	LOB	TOP		
Terry Harmon, R OBP: 0.278, SLG: 0.229 (1, 4)										4	0	0	0	1	1	1	Philadelphia Phillies @ New York Mets Shea Stadium, Flushing, NY Wed Sep 05 1973, 7:05 PM EDT Att: 12,563 - Unknown		
Mike Anderson, R OBP: 0.310, SLG: 0.442 (1, 9)										4	0	0	0	0	0	1			
Willie Montanez, L OBP: 0.328, SLG: 0.378 (1, 3)										4	0	1	0	0	1	1			
Greg Luzinski, R OBP: 0.345, SLG: 0.488 (1, 7)										3	0	0	0	1	1	1			
Bill Robinson, R OBP: 0.328, SLG: 0.549 (1, 8)										4	0	0	0	0	1	1			
Bob Boone, R OBP: 0.316, SLG: 0.363 (1, 2)										4	0	1	0	0	0	1			
Mike Schmidt, R OBP: 0.337, SLG: 0.395 (1, 5)										2	0	2	0	2	0	0			
Larry Bowa, S OBP: 0.254, SLG: 0.241 (6, PH)										1	0	0	0	1	0	1			
Billy Grabarkewitz, R OBP: 0.330, SLG: 0.311 (6, 4)										1	0	0	0	1	1	1			
Wayne Twitchell, R OBP: 0.101, SLG: 0.130 (6, PH)										2	0	0	0	0	2	3			
Cesar Tovar, R OBP: 0.338, SLG: 0.363 (6, PH)										1	0	0	0	0	0	3			
George Culver, R (6, 1)										0	0	0	0	0	0	0			
Craig Robinson, R OBP: 0.228, SLG: 0.283 (9, PH)										1	0	0	0	0	1	1			
<b>Inning Stats</b>	R: 0 E: 0 K: 2 S: 8	H: 1 LOB: 1 BB: 0 P: 8	R: 0 E: 0 K: 0 S: 3	H: 0 LOB: 1 BB: 1 P: 7	R: 0 E: 0 K: 1 S: 5	H: 0 LOB: 1 BB: 1 P: 9	R: 0 E: 0 K: 2 S: 9	H: 2 LOB: 3 BB: 1 P: 13	R: 0 E: 0 K: 1 S: 5	H: 0 LOB: 0 BB: 0 P: 5	R: 0 E: 0 K: 0 S: 3	H: 0 LOB: 0 BB: 0 P: 3	R: 0 E: 0 K: 0 S: 3	H: 0 LOB: 0 BB: 0 P: 3	R: 0 E: 0 K: 2 S: 8	H: 1 LOB: 1 BB: 0 P: 8	1B: 4 2B: 0 3B: 0 HR: 0	SF: 0 SAC: 0 DP: 0 HBP: 0	WP: 0 PA: 37 CS: 0
<b>PITCHER</b>	IP WLS BF H R ER SO BB IBB HBP BLK WP HR S P ERA WHIP																		
Ray Sadecki, L ERA: 3.43 (1, 1)	5.2 W 25 3 0 0 6 5 0 0 0 0 0 0 0 0 0.00 1.412																		
Tug McGraw, L ERA: 4.95 (6, 1)	3.1 S 12 1 0 0 2 1 0 0 0 0 0 0 0 15 0.00 0.600																		

Batter	1	2	3	4	5	6	7	8	9	AB	R	H	RBI	BB	SO	LOB	BOTTOM		
Wayne Garrett, L OBP: 0.337, SLG: 0.365 (1, 5)										4	1	1	2	1	1	2	Philadelphia Phillies @ New York Mets Shea Stadium, Flushing, NY Wed Sep 05 1973, 7:05 PM EDT Att: 12,563 - Unknown		
Felix Milten, R OBP: 0.325, SLG: 0.355 (1, 4)										4	0	0	0	0	0	2			
Rusty Staub, L OBP: 0.356, SLG: 0.414 (1, 9)										4	1	1	1	0	0	2			
John Milner, L OBP: 0.331, SLG: 0.462 (1, 7)										2	0	1	0	2	0	0			
Ed Kranepool, L OBP: 0.309, SLG: 0.312 (1, 3)										3	0	0	0	1	0	4			
Jerry Grote, R OBP: 0.286, SLG: 0.319 (1, 2)										3	1	1	0	1	0	2			
Don Hahn, R OBP: 0.288, SLG: 0.304 (1, 8)										3	0	0	0	1	0	2			
Bud Harrelson, S OBP: 0.344, SLG: 0.307 (1, 6)										3	1	1	0	1	0	3			
Ray Sadecki, L OBP: 0.207, SLG: 0.276 (1, 1)										2	0	0	0	0	0	1			
Tug McGraw, R OBP: 0.063, SLG: 0.063 (6, 1)										1	0	0	0	0	1	2			
<b>Inning Stats</b>	R: 1 E: 0 K: 1 S: 7	H: 2 LOB: 1 BB: 0 P: 7	R: 0 E: 0 K: 0 S: 4	H: 1 LOB: 1 BB: 0 P: 4	R: 0 E: 0 K: 0 S: 3	H: 0 LOB: 0 BB: 0 P: 3	R: 0 E: 0 K: 0 S: 3	H: 0 LOB: 2 BB: 2 P: 11	R: 1 E: 1 K: 0 S: 4	H: 0 LOB: 2 BB: 2 P: 12	R: 2 E: 0 K: 1 S: 7	H: 2 LOB: 1 BB: 1 P: 11	R: 0 E: 0 K: 0 S: 3	H: 0 LOB: 1 BB: 1 P: 7	R: 0 E: 0 K: 0 S: 3	H: 0 LOB: 1 BB: 1 P: 7	1B: 3 2B: 0 3B: 1 HR: 1	SF: 0 SAC: 1 DP: 1 HBP: 0	WP: 2 PA: 37 CS: 0
<b>PITCHER</b>	IP WLS BF H R ER SO BB IBB HBP BLK WP HR S P ERA WHIP																		
Wayne Twitchell, R ERA: 2.52 (1, 1)	5.0 L 23 3 2 1 1 4 0 0 0 0 1 1 21 37 1.80 1.400																		
George Culver, R ERA: 3.31 (6, 1)	3.0 14 2 2 2 1 3 0 0 0 0 1 0 13 25 6.00 1.667																		

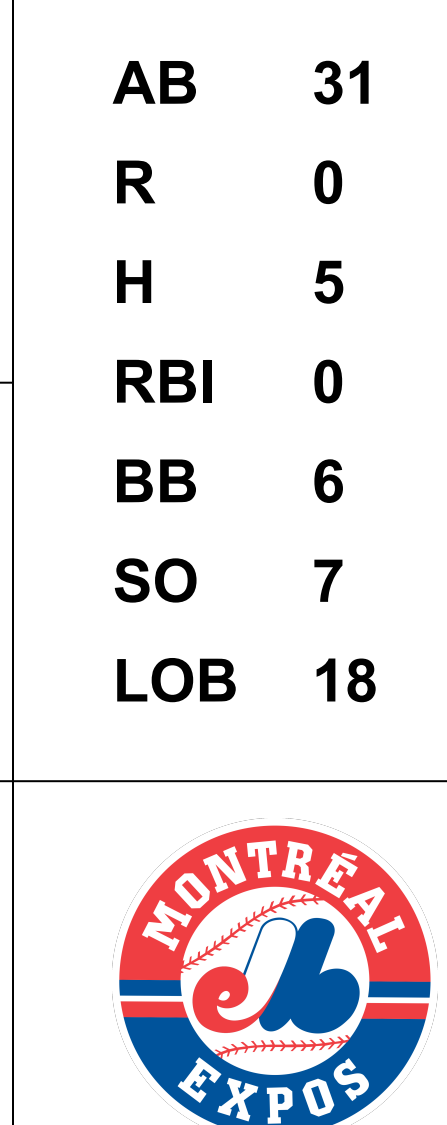


Batter	1	2	3	4	5	6	7	8	9	AB	R	H	RBI	BB	SO	LOB	TOP			
Wayne Garrett, L (1, 5) OBP: 0.339, SLG: 0.371										3	1	1	1	2	1	2	<b>New York Mets @ Montreal Expos</b> Jarry Park, Montreal, QB Fri Sep 07 1973, 3:33 AM EDT Unknown			
Felix Milten, R (1, 4) OBP: 0.326, SLG: 0.357										5	0	2	0	0	0	7				
Rusty Staub, L (1, 9) OBP: 0.397, SLG: 0.415										4	0	1	0	1	0	1				
John Milner, L (1, 7) OBP: 0.329, SLG: 0.457										4	0	0	0	1	2	4				
Ed Kranepool, L (1, 3) OBP: 0.311, SLG: 0.308										3	0	0	0	2	0	2				
Jerry Grote, R (1, 2) OBP: 0.281, SLG: 0.313										4	0	0	0	0	0	6				
Don Hahn, R (1, 8) OBP: 0.291, SLG: 0.304										3	0	1	0	1	1	0				
Bud Harrelson, S (1, 6) OBP: 0.346, SLG: 0.310										4	0	2	0	0	0	1				
Jon Matlack, L (1, 1) OBP: 0.286, SLG: 0.153										2	0	0	0	1	2	2				
Tug McGraw, R (9, 1) OBP: 0.063, SLG: 0.063										0	0	0	0	0	0	0				
<b>Inning Stats</b>	R: 1 E: 0 K: 1 S: 7	H: 2 LOB: 1 BB: 0 P: 7	R: 0 E: 0 K: 0 S: 4	H: 1 LOB: 3 BB: 2 P: 12	R: 0 E: 0 K: 0 S: 3	H: 0 LOB: 0 BB: 1 P: 7	R: 0 E: 0 K: 2 S: 7	H: 0 LOB: 0 BB: 0 P: 7	R: 0 E: 0 K: 1 S: 6	H: 1 LOB: 2 BB: 1 P: 8	R: 0 E: 0 K: 0 S: 3	H: 1 LOB: 1 BB: 1 P: 7	R: 0 E: 0 K: 1 S: 6	H: 1 LOB: 2 BB: 1 P: 10	R: 0 E: 0 K: 1 S: 5	H: 0 LOB: 0 BB: 0 P: 5	1B: 4 2B: 2 3B: 0 HR: 1	SF: 0 SAC: 1 DP: 1 HBP: 0	WP: 0 PB: 0 SB: 0 CS: 0	PA: 41
<b>PITCHER</b>	IP WLS BF H R ER SO BB IBB HBP BLK WP HR S P ERA WHIP	IP WLS BF H R ER SO BB IBB HBP BLK WP HR S P ERA WHIP																		
Steve Renko, R (1, 1) ERA: 2.84	6.0 L 30 6 1 1 4 5 1 0 0 0 1 32 56 1.50 1.833	3.0 11 1 0 0 2 1 1 0 0 0 0 0 13 21 0.00 0.667																		
Mike Marshall, R (7, 1) ERA: 2.99																				

AB	32
R	1
H	7
RBI	1
BB	8
SO	6
LOB	25



Batter	1	2	3	4	5	6	7	8	9	AB	R	H	RBI	BB	SO	LOB	BOTTOM					
Ron Hunt, R (1, 4) OBP: 0.417, SLG: 0.342										4	0	1	0	1	0	3	<b>New York Mets @ Montreal Expos</b> Jarry Park, Montreal, QB Fri Sep 07 1973, 3:33 AM EDT Unknown					
Tony Scott, S (1, 7) Felipe Alou, R (1, PH) OBP: 0.256, SLG: 0.318										0	0	0	0	0	0	0						
Bob Bailey, R (1, 5) Larry Lintz, S (9, 4) OBP: 0.397, SLG: 0.279										3	0	1	0	1	1	2						
Hal Breeden, R (1, 3) OBP: 0.372, SLG: 0.577										4	0	0	0	0	0	4						
Ken Singleton, S (1, 9) OBP: 0.425, SLG: 0.495										4	0	1	0	0	2	1						
Ron Woods, R (1, 8) OBP: 0.336, SLG: 0.309										3	0	0	0	1	2	1						
Tim Foli, R (1, 6) OBP: 0.290, SLG: 0.293										4	0	1	0	0	0	2						
Bob Stinson, S (1, 2) OBP: 0.333, SLG: 0.370										2	0	0	0	0	0	2						
Ron Fairly, L (7, PH) OBP: 0.430, SLG: 0.460										1	0	0	0	0	0	0						
Terry Humphrey, R (8, 2) OBP: 0.189, SLG: 0.205										0	0	0	0	0	0	0						
Pepe Mangual, R (9, PH) OBP: 0.256, SLG: 0.407										0	0	0	0	1	0	0						
Steve Renko, R (1, 1) OBP: 0.353, SLG: 0.372										2	0	0	0	0	1	0						
Mike Marshall, R (7, 1) OBP: 0.308, SLG: 0.250										1	0	1	0	0	0	0						
Mike Jorgensen, L (9, PH) OBP: 0.341, SLG: 0.353										0	0	0	0	1	0	0						
<b>Inning Stats</b>	R: 0 E: 0 K: 0 S: 3	H: 0 LOB: 1 BB: 1 P: 7	R: 0 E: 0 K: 1 S: 5	H: 0 LOB: 1 BB: 1 P: 9	R: 0 E: 0 K: 0 S: 4	H: 1 LOB: 2 BB: 1 P: 8	R: 0 E: 0 K: 1 S: 6	H: 1 LOB: 1 BB: 0 P: 6	R: 0 E: 0 K: 3 S: 9	H: 0 LOB: 1 BB: 1 P: 13	R: 0 E: 0 K: 1 S: 6	H: 1 LOB: 1 BB: 0 P: 6	R: 0 E: 0 K: 0 S: 4	H: 1 LOB: 1 BB: 0 P: 4	R: 0 E: 0 K: 0 S: 3	H: 1 LOB: 0 BB: 0 P: 3	R: 0 E: 0 K: 1 S: 5	H: 0 LOB: 2 BB: 2 P: 13	1B: 4 2B: 1 3B: 0 HR: 0	SF: 0 SAC: 0 DP: 1 HBP: 0	WP: 0 PB: 0 SB: 2 CS: 0	PA: 37
<b>PITCHER</b>	IP WLS BF H R ER SO BB IBB HBP BLK WP HR S P ERA WHIP	IP WLS BF H R ER SO BB IBB HBP BLK WP HR S P ERA WHIP																				
Jon Matlack, L (1, 1) ERA: 3.31	8.2 W 36 5 0 0 0 6 0 0 0 0 0 44 68 0.00 1.269	0.1 S 1 0 0 0 0 0 0 0 0 0 0 1 1 0.00 0.000																				
Tug McGraw, L (9, 1) ERA: 4.85																						









Batter	1	2	3	4	5	6	7	8	9	AB	R	H	RBI	BB	SO	LOB	TOP			
Wayne Garrett, L (1.5) OBP: 0.335, SLG: 0.365	0-3 K		0-3 K		0-0 4-3		0-0 1-6-3			4	0	0	0	0	2	1	<p><b>New York Mets @ Montreal Expos</b>            Jarry Park, Montreal, QB            Sat Sep 08 1973, 7:05 PM EDT            Att: 17,632 - Unknown</p>			
Felix Milten, R (1.4) OBP: 0.332, SLG: 0.361	0-0 G3-6-1 1B		0-0 G3		0-0 BB 1B		1-0 4-3 2-1 HBP			3	0	2	0	0	0	1				
Rusty Staub, L (1.9) OBP: 0.355, SLG: 0.408	0-0 G3-6-1 1-2		4-0 FC3-6 1B BB		4-0 1-2 BB		0-0 4-3 1-2			2	1	0	0	2	0	2				
John Milner, L (1.7) OBP: 0.328, SLG: 0.452		0-0 P6		0-0 E4 FC3-6 1-2		0-0 3-1		0-0 4-3 2-3			4	0	0	0	0	4				
Ed Kranepool, L (1.3) OBP: 0.309, SLG: 0.308		4-0 FC5-4 BB		0-0 FC3-6 FC5 1B 1-2 2-3		0-0 1-3		0-0 2-1 3-H	0-0 L6		3	0	0	0	1	0		2		
Jerry Grote, R (1.2) OBP: 0.276, SLG: 0.307		0-0 FC5-4 FC6 1-2		0-0 FC5 1B 1-2 3-H		0-0 5-3			0-0 6-3		4	0	1	1	0	0		1		
Don Hahn, R (1.8) OBP: 0.293, SLG: 0.293 Ken Boswell, L (0. PH) OBP: 0.277, SLG: 0.317		0-0 FC6 1-2		0-0 FC5 1-2 2-3		0-3 K			0-0 4-3		3	0	0	0	0	1		3		
Bud Harrelson, S (1.6) OBP: 0.347, SLG: 0.306			0-0 S 1B		0-0 5-3				0-0 6-3		3	0	1	0	0	0		2		
Tom Seaver, R (1.1) OBP: 0.216, SLG: 0.244			0-3 K 1-2		0-3 K				0-0 4-3		3	0	0	0	0	2	1			
<b>Inning Stats</b>	R: 0 E: 0 K: 1 S: 5	H: 1 LOB: 0 BB: 0 P: 5	R: 0 E: 0 K: 0 S: 3	H: 0 LOB: 1 BB: 1 P: 7	R: 0 E: 0 K: 2 S: 8	H: 1 LOB: 0 BB: 0 P: 8	R: 1 E: 1 K: 0 S: 5	H: 1 LOB: 2 BB: 1 P: 9	R: 0 E: 0 K: 1 S: 6	H: 0 LOB: 0 BB: 0 P: 10	R: 0 E: 0 K: 0 S: 3	H: 0 LOB: 0 BB: 0 P: 3	R: 0 E: 0 K: 0 S: 2	H: 0 LOB: 1 BB: 0 P: 3	R: 0 E: 0 K: 0 S: 3	H: 0 LOB: 0 BB: 0 P: 3	1B: 4 2B: 0 3B: 0 HR: 0	SF: 0 SAC: 0 DP: 1 HBP: 1	WP: 0 PB: 0 SB: 1 CS: 0	PA: 34
<b>PITCHER</b> Steve Rogers, R (1.1) ERA: 1.16	IP: 9.0 WLS: W BF: 35 H: 4 R: 1 ER: 0 SO: 5 BB: 3 IBB: 0 HBP: 1 BLK: 0 WP: 0 HR: 0 S: 40 P: 53 ERA: 0.00 WHIP: 0.778															<b>PITCHER</b>				

Batter	1	2	3	4	5	6	7	8	9	AB	R	H	RBI	BB	SO	LOB	BOTTOM			
Larry Lintz, S (1.4) OBP: 0.372, SLG: 0.258	0-3 K		0-3 K		0-0 6-3			0-0 1-3		4	0	0	0	0	2	0	<p><b>New York Mets @ Montreal Expos</b>            Jarry Park, Montreal, QB            Sat Sep 08 1973, 7:05 PM EDT            Att: 17,632 - Unknown</p>			
Ron Fairly, L (1.7) OBP: 0.431, SLG: 0.469 Ron Woods, R (0.7) OBP: 0.335, SLG: 0.306	0-0 BB 1B		0-0 HR 1B		0-3 K			0-0 HR		4	2	3	1	0	1	0				
Ken Singleton, S (1.9) OBP: 0.424, SLG: 0.499	4-0 1-2 BB		0-0 1-H HR		0-3 K			0-0 4-1		3	1	1	2	1	1	0				
Mike Jorgensen, L (1.3) OBP: 0.341, SLG: 0.353	0-0 F8		0-0 F7		0-3 K			0-3 K		3	0	0	0	0	1	2				
Bernie Allen, L (1.5) OBP: 0.284, SLG: 0.303	0-0 F5		0-0 F8		0-0 F9			0-0 F9		3	0	0	0	0	0	2				
Jim Lytle, L (1.8) OBP: 0.264, SLG: 0.406		0-0 4-3		0-0 F7			0-3 K			3	0	0	0	0	1	0				
Bob Stinson, S (1.2) OBP: 0.337, SLG: 0.357		4-0 FC6-4 BB		0-0 F9			4-0 G6-4-3 BB			1	0	0	0	2	0	0				
Tim Foli, R (1.6) OBP: 0.295, SLG: 0.289		0-0 FC6-4 1-2		0-0 6-3			0-0 G6-4-3 1-2			3	0	0	0	0	0	2				
Steve Rogers, R (1.1) OBP: 0.206, SLG: 0.133		0-3 K		0-0 F9			0-0 F9		0-0 6-3		3	0	0	0	0	1	1			
<b>Inning Stats</b>	R: 0 E: 0 K: 1 S: 6	H: 1 LOB: 2 BB: 1 P: 10	R: 0 E: 0 K: 1 S: 5	H: 0 LOB: 1 BB: 1 P: 9	R: 2 E: 0 K: 1 S: 7	H: 2 LOB: 0 BB: 0 P: 7	R: 0 E: 0 K: 0 S: 3	H: 0 LOB: 0 BB: 0 P: 3	R: 0 E: 0 K: 1 S: 5	H: 0 LOB: 0 BB: 0 P: 5	R: 0 E: 0 K: 2 S: 7	H: 0 LOB: 0 BB: 0 P: 7	R: 0 E: 0 K: 1 S: 4	H: 0 LOB: 0 BB: 1 P: 8	R: 1 E: 0 K: 0 S: 4	H: 1 LOB: 0 BB: 0 P: 4	1B: 2 2B: 0 3B: 0 HR: 2	SF: 0 SAC: 0 DP: 1 HBP: 0	WP: 0 PB: 0 SB: 0 CS: 0	PA: 30
<b>PITCHER</b> Tom Seaver, R (1.1) ERA: 1.74	IP: 8.0 WLS: L BF: 30 H: 4 R: 3 ER: 3 SO: 7 BB: 3 IBB: 0 HBP: 0 BLK: 0 WP: 0 HR: 2 S: 41 P: 53 ERA: 3.38 WHIP: 0.875															<b>PITCHER</b>				



Batter	1	2	3	4	5	6	7	8	9	AB	R	H	RBI	BB	SO	LOB	TOP					
<b>Bud Harrelson, S</b> OBP: 0.345, SLG: 0.304 (1, 6)										5	1	1	1	0	0	1	<b>New York Mets @ Montreal Expos</b> Jarry Park, Montreal, QB Sun Sep 09 1973, 3:33 AM EDT Att: 20,743 - Unknown					
<b>Felix Milten, R</b> OBP: 0.332, SLG: 0.363 (1, 4)										5	0	2	1	0	1	3						
<b>Willie Mays, R</b> OBP: 0.303, SLG: 0.344 (1, 3)										2	0	0	0	2	1	2						
<b>Cleon Jones, R</b> OBP: 0.312, SLG: 0.361 (1, 7)										4	0	0	0	0	0	6						
<b>Rusty Staub, L</b> OBP: 0.353, SLG: 0.405 (1, 9)										4	0	0	0	0	0	1						
<b>Jerry Grote, R</b> OBP: 0.280, SLG: 0.305 (1, 2)										2	0	0	0	2	0	0						
<b>Don Hahn, R</b> OBP: 0.283, SLG: 0.293 (1, 8)										4	1	1	0	0	0	2						
<b>Ted Martinez, R</b> OBP: 0.291, SLG: 0.305 (1, 5)										4	1	1	0	0	1	2						
<b>George Stone, L</b> OBP: 0.244, SLG: 0.244 <b>Tug McGraw, R</b> OBP: 0.150, SLG: 0.150 (8, 1)										3	0	0	0	0	1	3						
<b>Inning Stats</b>	R: 0 E: 0 K: 0 S: 4	H: 1 LOB: 1 BB: 0 P: 4	R: 0 E: 0 K: 1 S: 5	H: 0 LOB: 1 BB: 1 P: 9	R: 0 E: 0 K: 2 S: 7	H: 0 LOB: 0 BB: 0 P: 7	R: 0 E: 0 K: 0 S: 2	H: 0 LOB: 0 BB: 1 P: 6	R: 2 E: 2 K: 0 S: 7	H: 2 LOB: 3 BB: 1 P: 11	R: 0 E: 0 K: 0 S: 3	H: 0 LOB: 1 BB: 1 P: 7	R: 1 E: 0 K: 1 S: 7	H: 2 LOB: 1 BB: 0 P: 7	R: 0 E: 0 K: 0 S: 3	H: 0 LOB: 0 BB: 0 P: 3	R: 0 E: 1 K: 1 S: 6	H: 0 LOB: 1 BB: 0 P: 6	1B: 4 2B: 1 3B: 0 HR: 0	SF: 0 SAC: 0 DP: 1 HBP: 0	WP: 0 PB: 0 CS: 0	PA: 38
<b>PITCHER</b>	IP WLS BF H R ER SO BB IBB HBP BLK WP HR S P ERA WHIP																					
<b>Balor Moore, L</b> ERA: 4.3 <b>Chuck Taylor, R</b> ERA: 1.42 <b>John Montague, R</b> ERA: <b>Mike Marshall, R</b> ERA: 2.6	(1, 1) (7, 1) (8, 1) (9, 1)	6.1 0.2 1.0 1.0	L 2 3 4	29 0 0 0	5 0 0 0	3 0 0 0	3 1 0 1	4 0 0 0	0 0 0 0	0 0 0 0	0 0 0 0	0 0 0 0	0 0 0 0	0 4 3 6	31 4 3 6	47 4 3 6	1.42 0.00 0.00 0.00	1.421 0.000 0.000 0.000				

AB	34
R	3
H	5
RBI	2
BB	4
SO	5
LOB	20



Batter	1	2	3	4	5	6	7	8	9	AB	R	H	RBI	BB	SO	LOB	BOTTOM					
<b>Ron Hunt, R</b> OBP: 0.418, SLG: 0.344 <b>Pepe Frias, R</b> OBP: 0.262, SLG: 0.275 (6, 4)										3	0	2	0	0	0	0	<b>New York Mets @ Montreal Expos</b> Jarry Park, Montreal, QB Sun Sep 09 1973, 3:33 AM EDT Att: 20,743 - Unknown					
<b>Felipe Alou, R</b> OBP: 0.258, SLG: 0.321 (1, 7)										5	0	1	0	0	0	4						
<b>Bob Bailey, R</b> OBP: 0.375, SLG: 0.502 (1, 5)										4	0	1	0	1	0	3						
<b>Hal Breeden, R</b> OBP: 0.363, SLG: 0.554 (1, 3)										5	0	0	0	0	1	5						
<b>Ken Singleton, S</b> OBP: 0.422, SLG: 0.497 (1, 9)										4	0	1	0	0	0	2						
<b>Ron Woods, R</b> OBP: 0.334, SLG: 0.305 (1, 8)										4	0	1	0	0	0	1						
<b>Tim Foli, R</b> OBP: 0.297, SLG: 0.291 (1, 6)										4	0	2	0	0	0	2						
<b>Terry Humphrey, R</b> OBP: 0.208, SLG: 0.225 (1, 2)										4	0	3	0	0	0	0						
<b>Balor Moore, L</b> OBP: 0.106, SLG: 0.077 <b>Chuck Taylor, R</b> <b>Clyde Mashore, R</b> <b>John Montague, R</b> <b>Pepe Mangual, R</b> <b>Mike Jorgensen, R</b> <b>Mike Marshall, R</b> (1, 1) (7, 1) (7, PH) (8, 1) (8, PH) (8, PH) (9, 1)	(1, 1) (7, 1) (7, PH) (8, 1) (8, PH) (8, PH) (9, 1)	7.2 1.1 S	W 5 S	35 2 5	H 0 2	R 0 0	ER 0 0	SO 0 1	BB 1 0	IBB 0 0	HBP 0 0	BLK 0 0	WP 0 0	HR 0 7	S 38 7	P 42 7	0.00 0.00 1.565	1.565 0.000 1.500	1B: 12 2B: 1 3B: 0 HR: 0	SF: 0 SAC: 0 DP: 2 HBP: 0	WP: 0 PB: 0 CS: 0	PA: 40
<b>PITCHER</b>	IP WLS BF H R ER SO BB IBB HBP BLK WP HR S P ERA WHIP																					

AB	39
R	0
H	13
RBI	0
BB	1
SO	3
LOB	24





Batter	1	2	3	4	5	6	7	8	9	AB	R	H	RBI	BB	SO	LOB	TOP			
Wayne Garrett, L (1,5) OBP: 0.335, SLG: 0.365 Ted Martinez, R (6,5) OBP: 0.291, SLG: 0.305 Ken Boswell, L (8,PH) OBP: 0.274, SLG: 0.314	F5		HR		P5			F7		3	1	1	0	0	0	0	<b>New York Mets @ Philadelphia Phillies</b> Veterans Stadium, Philadelphia, PA Tue Sep 11 1973, 7:05 PM EDT Att: 8,159 - Unknown			
Felix Milan, R (1,4) OBP: 0.332, SLG: 0.361	HR		P5		F7			6-3		3	1	0	0	1	0					
Rusty Staub, L (1,9) OBP: 0.354, SLG: 0.417	HR		HR		6-3			F8		4	2	2	4	0	0					
John Milner, L (1,7) OBP: 0.330, SLG: 0.452	L3				P5			FC5-4		4	0	2	0	0	0					
Ed Kranepool, L (1,3) OBP: 0.308, SLG: 0.307	K		F8					FC5-4		4	0	1	0	0	1					
Jerry Grote, R (1,2) OBP: 0.277, SLG: 0.300 Ron Hodges, L (9,PH) OBP: 0.306, SLG: 0.289	6-3				P3			G3		3	0	0	0	0	1					
Don Hahn, R (1,8) OBP: 0.283, SLG: 0.290 Dave Schneck, L (9,PH)	G1-4-3				5-3			F9		2	0	0	0	1	1					
Bud Harrelson, S (1,6) OBP: 0.342, SLG: 0.301	G1-4-3				G3			G3		3	0	0	0	0	1					
Jerry Koosman, R (1,1) OBP: 0.123, SLG: 0.125 Harry Parker, R (8,1) OBP: 0.150, SLG: 0.150			K		5-3			6-3		3	0	0	0	0	1					
										0	0	0	0	0	0					
<b>Inning Stats</b>	R: 2 E: 0 K: 1 S: 6	H: 1 LOB: 0 BB: 1 P: 10	R: 0 E: 0 K: 0 S: 2	H: 0 LOB: 0 BB: 1 P: 6	R: 2 E: 0 K: 1 S: 8	H: 3 LOB: 1 BB: 0 P: 8	R: 0 E: 0 K: 0 S: 3	H: 0 LOB: 0 BB: 0 P: 3	R: 0 E: 0 K: 0 S: 4	H: 1 LOB: 1 BB: 0 P: 4	R: 0 E: 0 K: 1 S: 5	H: 0 LOB: 0 BB: 0 P: 5	R: 0 E: 0 K: 0 S: 3	H: 1 LOB: 1 BB: 0 P: 4	R: 0 E: 0 K: 0 S: 4	H: 1 LOB: 1 BB: 0 P: 4	1B: 4 2B: 0 3B: 0 HR: 2	SF: 0 SAC: 0 DP: 1 HBP: 0	WP: 0 PB: 0 SB: 0 CS: 0	PA: 34
<b>PITCHER</b> Jim Lonborg, R (1,1) ERA: 4.86	IP: 9.0 WLS: W BF: 34 H: 6 R: 4 ER: 4 SO: 3	IP: 0.0 WLS: L BF: 0 H: 0 R: 0 ER: 0 SO: 0	IP: 0.0 WLS: L BF: 0 H: 0 R: 0 ER: 0 SO: 0	IP: 0.0 WLS: L BF: 0 H: 0 R: 0 ER: 0 SO: 0	IP: 0.0 WLS: L BF: 0 H: 0 R: 0 ER: 0 SO: 0	IP: 0.0 WLS: L BF: 0 H: 0 R: 0 ER: 0 SO: 0	IP: 0.0 WLS: L BF: 0 H: 0 R: 0 ER: 0 SO: 0	IP: 0.0 WLS: L BF: 0 H: 0 R: 0 ER: 0 SO: 0	IP: 0.0 WLS: L BF: 0 H: 0 R: 0 ER: 0 SO: 0	IP: 0.0 WLS: L BF: 0 H: 0 R: 0 ER: 0 SO: 0	IP: 0.0 WLS: L BF: 0 H: 0 R: 0 ER: 0 SO: 0	IP: 0.0 WLS: L BF: 0 H: 0 R: 0 ER: 0 SO: 0	IP: 0.0 WLS: L BF: 0 H: 0 R: 0 ER: 0 SO: 0	IP: 0.0 WLS: L BF: 0 H: 0 R: 0 ER: 0 SO: 0	IP: 0.0 WLS: L BF: 0 H: 0 R: 0 ER: 0 SO: 0	IP: 0.0 WLS: L BF: 0 H: 0 R: 0 ER: 0 SO: 0	ERA: 4.00 WHIP: 0.889			

AB	32
R	4
H	6
RBI	4
BB	2
SO	3
LOB	7



Batter	1	2	3	4	5	6	7	8	9	AB	R	H	RBI	BB	SO	LOB	BOTTOM			
Billy Grabarkewitz, R (1,4) OBP: 0.340, SLG: 0.335	FC6-4	F3			1B					2	2	1	1	2	0	2	<b>New York Mets @ Philadelphia Phillies</b> Veterans Stadium, Philadelphia, PA Tue Sep 11 1973, 7:05 PM EDT Att: 8,159 - Unknown			
Mike Anderson, R (1,9) OBP: 0.305, SLG: 0.431	K		K		F9			F8		4	0	0	0	2	2					
Bill Robinson, R (1,8) OBP: 0.329, SLG: 0.541	FC6-4		F8		1B			F2		4	0	2	0	0	0					
Greg Luzinski, R (1,7) OBP: 0.342, SLG: 0.491	FC6-4									4	2	3	3	0	0					
Willie Montanez, L (1,3) OBP: 0.325, SLG: 0.378	5-3		K					F8		4	0	0	0	1	2					
Bob Boone, R (1,2) OBP: 0.322, SLG: 0.375					5-3			P5		3	1	1	0	1	0					
Mike Schmidt, R (1,5) OBP: 0.344, SLG: 0.408		F9			K					3	1	1	2	1	1					
Larry Bowa, S (1,6) OBP: 0.254, SLG: 0.240	CI				L5			K		3	0	0	0	1	1					
Jim Lonborg, R (1,1) OBP: 0.190, SLG: 0.167					K			F8		3	0	0	0	1	2					
<b>Inning Stats</b>	R: 0 E: 0 K: 1 S: 6	H: 1 LOB: 2 BB: 1 P: 10	R: 0 E: 1 K: 0 S: 4	H: 1 LOB: 2 BB: 1 P: 8	R: 1 E: 0 K: 2 S: 8	H: 1 LOB: 0 BB: 0 P: 8	R: 0 E: 0 K: 1 S: 5	H: 0 LOB: 0 BB: 0 P: 5	R: 1 E: 0 K: 1 S: 6	H: 2 LOB: 2 BB: 1 P: 10	R: 2 E: 0 K: 1 S: 6	H: 1 LOB: 0 BB: 1 P: 10	R: 2 E: 0 K: 0 S: 5	H: 2 LOB: 0 BB: 0 P: 5	R: 0 E: 0 K: 1 S: 5	H: 0 LOB: 1 BB: 1 P: 9	1B: 4 2B: 0 3B: 0 HR: 4	SF: 0 SAC: 0 DP: 0 HBP: 0	WP: 0 PB: 0 SB: 1 CS: 0	PA: 36
<b>PITCHER</b> Jerry Koosman, L (1,1) ERA: 3.03 Harry Parker, R (8,1) ERA: 3.45	IP: 7.0 WLS: L BF: 32 H: 4 R: 4 ER: 6 SO: 6	IP: 0.0 WLS: L BF: 0 H: 0 R: 0 ER: 0 SO: 0	IP: 0.0 WLS: L BF: 0 H: 0 R: 0 ER: 0 SO: 0	IP: 0.0 WLS: L BF: 0 H: 0 R: 0 ER: 0 SO: 0	IP: 0.0 WLS: L BF: 0 H: 0 R: 0 ER: 0 SO: 0	IP: 0.0 WLS: L BF: 0 H: 0 R: 0 ER: 0 SO: 0	IP: 0.0 WLS: L BF: 0 H: 0 R: 0 ER: 0 SO: 0	IP: 0.0 WLS: L BF: 0 H: 0 R: 0 ER: 0 SO: 0	IP: 0.0 WLS: L BF: 0 H: 0 R: 0 ER: 0 SO: 0	IP: 0.0 WLS: L BF: 0 H: 0 R: 0 ER: 0 SO: 0	IP: 0.0 WLS: L BF: 0 H: 0 R: 0 ER: 0 SO: 0	IP: 0.0 WLS: L BF: 0 H: 0 R: 0 ER: 0 SO: 0	IP: 0.0 WLS: L BF: 0 H: 0 R: 0 ER: 0 SO: 0	IP: 0.0 WLS: L BF: 0 H: 0 R: 0 ER: 0 SO: 0	IP: 0.0 WLS: L BF: 0 H: 0 R: 0 ER: 0 SO: 0	IP: 0.0 WLS: L BF: 0 H: 0 R: 0 ER: 0 SO: 0	ERA: 7.71 WHIP: 1.714			

AB	30
R	6
H	8
RBI	6
BB	5
SO	7
LOB	10





Batter	1	2	3	4	5	6	7	8	9	AB	R	H	RBI	BB	SO	LOB	TOP								
Wayne Garrett, L (1,5) OBP: 0.337, SLG: 0.377	SH3 2B		HR		G4-6-3 1B		F9	G3		5	1	3	1	0	0	1	<b>New York Mets @ Philadelphia Phillies</b> Veterans Stadium, Philadelphia, PA Wed Sep 12 1973, 7:05 PM EDT Att: 8,418 - Unknown <a href="http://livebaseballscorecards.com">livebaseballscorecards.com</a>								
Felix Milten, R (1,4) OBP: 0.330, SLG: 0.359	SH3 2-3		5-3		G4-6-3 1-2			5-3		3	0	0	0	0	0	2									
Rusty Staub, L (1,9) OBP: 0.355, SLG: 0.419	BB BB		F2			F9		1B 2B		3	1	1	0	1	0	0									
John Milner, L (1,3) OBP: 0.331, SLG: 0.461	K		P3			HR		2B 1B		4	1	2	1	0	1	2									
Cleon Jones, R (1,7) OBP: 0.311, SLG: 0.357	1-2 BB			6-3		K		F8 1B		3	0	0	0	1	1	1									
Dave Schneck, L (1,8) OBP: 0.250, SLG: 0.250 Don Hahn, R (8,PH) OBP: 0.282, SLG: 0.289	K			G3		1B		K		3	0	1	0	0	1	3									
						1B				1	0	0	0	0	1	1									
Jerry Grote, R (1,2) OBP: 0.280, SLG: 0.304		P6								4	0	2	0	0	1	0									
Bud Harrelson, S (1,6) OBP: 0.341, SLG: 0.298		F8			1B SH1-4 BB		F7		K	3	0	0	0	1	1	1									
Jon Matlack, L (1,1) OBP: 0.278, SLG: 0.148 Tug McGraw, R (8,1) OBP: 0.143, SLG: 0.143					SH1-4		K		K	2	0	0	0	0	2	0									
					1-2					1	0	0	0	0	1	1									
<b>Inning Stats</b>	R: 0 E: 0 K: 2 S: 8	H: 1 LOB: 3 BB: 2 P: 16	R: 0 E: 0 K: 1 S: 5	H: 0 LOB: 0 BB: 0 P: 5	R: 1 E: 0 K: 0 S: 4	H: 1 LOB: 0 BB: 0 P: 4	R: 0 E: 0 K: 1 S: 5	H: 0 LOB: 0 BB: 0 P: 5	R: 0 E: 0 K: 1 S: 3	H: 1 LOB: 1 BB: 1 P: 7	R: 1 E: 0 K: 1 S: 7	H: 3 LOB: 2 BB: 0 P: 7	R: 0 E: 0 K: 1 S: 5	H: 0 LOB: 0 BB: 0 P: 5	R: 1 E: 0 K: 2 S: 7	H: 2 LOB: 1 BB: 0 P: 7	R: 0 E: 0 K: 2 S: 8	H: 1 LOB: 1 BB: 0 P: 8	1B: 5 2B: 2 3B: 0 HR: 2	SF: 0 SAC: 2 DP: 1 HBP: 0	WP: 0 PB: 0 SB: 0 CS: 0	PA: 37			
<b>PITCHER</b>	IP	WLS	BF	H	R	ER	SO	BB	IBB	HBP	BLK	WP	HR	S	P	ERA	WHIP								
Wayne Twitchell, R (1,1) ERA: 2.52	7.0	L	28	6	2	2	6	3	0	0	0	0	2	37	49	2.57	1.286								
Mac Scarce, L (8,1) ERA: 2.54	2.0		9	3	1	1	3	0	0	0	0	0	0	15	15	4.50	1.500								

Batter	1	2	3	4	5	6	7	8	9	AB	R	H	RBI	BB	SO	LOB	BOTTOM								
Billy Grabarkewitz, R (1,4) OBP: 0.321, SLG: 0.338	BB 2B	1-2 1B			F8		K		K	5	1	2	0	0	2	0	<b>New York Mets @ Philadelphia Phillies</b> Veterans Stadium, Philadelphia, PA Wed Sep 12 1973, 7:05 PM EDT Att: 8,418 - Unknown <a href="http://livebaseballscorecards.com">livebaseballscorecards.com</a>								
Mike Anderson, R (1,9) OBP: 0.308, SLG: 0.448	2B FC5-2 BB	K			F9			HR		3	1	1	1	1	1	2									
Bill Robinson, R (1,8) OBP: 0.333, SLG: 0.544	FC5-2 1-3 2-H				F8			1B 1B		3	0	2	1	1	0	0									
Greg Luzinski, R (1,7) OBP: 0.340, SLG: 0.487	K		L4			K		K		4	0	0	0	0	3	4									
Bob Boone, R (1,2) OBP: 0.321, SLG: 0.374	FC5-2				5-3		6-3			4	0	1	0	0	0	3									
Mike Schmidt, R (1,5) OBP: 0.343, SLG: 0.404	2-3 3-H	K			F7		S BB		K	3	0	0	0	1	2	4									
Tom Hutton, L (1,3) OBP: 0.350, SLG: 0.382					F8				K	4	0	1	0	0	2	3									
Larry Bowa, S (1,6) OBP: 0.254, SLG: 0.240		1B 1B			F9				K	4	0	1	0	0	1	1									
Wayne Twitchell, R (1,1) OBP: 0.099, SLG: 0.127 Cesar Tovar, R (7,PH) OBP: 0.337, SLG: 0.360 Mac Scarce, L (8,1) OBP: 0.280, SLG: 0.231					K		K		F3	2	0	0	0	0	2	2									
										1	0	0	0	0	1	0									
										0	0	0	0	0	0	0									
										1	0	0	0	0	0	0									
<b>Inning Stats</b>	R: 1 E: 0 K: 2 S: 9	H: 2 LOB: 2 BB: 1 P: 13	R: 0 E: 0 K: 2 S: 9	H: 2 LOB: 0 BB: 0 P: 9	R: 0 E: 0 K: 0 S: 2	H: 0 LOB: 0 BB: 1 P: 6	R: 0 E: 0 K: 1 S: 6	H: 1 LOB: 1 BB: 0 P: 6	R: 0 E: 0 K: 2 S: 3	H: 0 LOB: 0 BB: 0 P: 3	R: 0 E: 0 K: 2 S: 7	H: 0 LOB: 1 BB: 1 P: 11	R: 0 E: 0 K: 2 S: 7	H: 0 LOB: 0 BB: 0 P: 7	R: 1 E: 0 K: 3 S: 12	H: 3 LOB: 2 BB: 0 P: 12	R: 0 E: 0 K: 2 S: 7	H: 0 LOB: 0 BB: 0 P: 7	1B: 6 2B: 1 3B: 0 HR: 1	SF: 0 SAC: 0 DP: 0 HBP: 0	WP: 0 PB: 0 SB: 1 CS: 1	PA: 37			
<b>PITCHER</b>	IP	WLS	BF	H	R	ER	SO	BB	IBB	HBP	BLK	WP	HR	S	P	ERA	WHIP								
Jon Matlack, L (1,1) ERA: 3.28	7.0	W	29	6	2	2	9	3	0	0	0	0	1	44	56	2.57	1.286								
Tug McGraw, L (8,1) ERA: 4.52	2.0	S	8	2	0	0	5	0	0	0	0	0	0	18	18	0.00	1.000								




Batter	1	2	3	4	5	6	7	8	9	10	11	12	AB	R	H	RBI	BB	SO	LOB					
<b>Bud Harrelson, S</b> OBP: 0.341, SLG: 0.296 (1.6)	F8		K		4-3			FC6 1B		P4		G4-6-3 IBB	5	0	1	0	1	1	1					
<b>Felix Millan, R</b> OBP: 0.328, SLG: 0.356 (1.4)	1-3 1B BB		F7		F9			F8		CS	F8	G4-6-3 IBB	5	0	0	0	1	0	4					
<b>Rusty Staub, L</b> OBP: 0.352, SLG: 0.415 (1.9)	1-3			4-3				FC6 1-2r			4-3		5	0	0	0	0	0	2					
<b>Cleon Jones, R</b> OBP: 0.312, SLG: 0.358 (1.7)				1B 1B		6-3		K			4-3		5	1	2	0	0	1	1					
<b>John Milner, L</b> OBP: 0.330, SLG: 0.457 (1.3)		3-1		1B E 1B		F7			F8			6-3	5	1	1	0	0	0	0					
<b>Jerry Grote, R</b> OBP: 0.283, SLG: 0.306 (1.2)					F9			6-3					5	0	2	0	0	1	2					
<b>Lute Barnes, R</b> (12, PH)								K					0	1	0	0	0	0	0					
<b>Duffy Dyer, R</b> OBP: 0.241, SLG: 0.234 (12.2)				1B								2B 1B	0	0	0	0	0	0	0					
<b>Don Hahn, R</b> OBP: 0.285, SLG: 0.295 (1.8)		P4		E2 1B		1-3		F9				1B WP 2B	5	1	2	1	0	0	1					
<b>Ted Martinez, R</b> OBP: 0.284, SLG: 0.308 (1.5)					F9								4	0	2	0	0	1	2					
<b>Ken Boswell, L</b> OBP: 0.281, SLG: 0.314 (12, PH)												WP 1B IBB	0	0	0	0	1	0	0					
<b>Tug McGraw, R</b> OBP: 0.143, SLG: 0.143 (12.1)					6-3					CS 1B		WP 1B IBB	0	0	0	0	0	0	0					
<b>Tom Seaver, R</b> OBP: 0.207, SLG: 0.233 (1.1)												WP	4	0	0	0	0	1	2					
<b>Wayne Garrett, L</b> OBP: 0.339, SLG: 0.378 (12, PH)			4-3			6-3		K		F7		WP	1	0	1	1	0	0	0					
<b>Inning Stats</b>	R: 0 E: 0 K: 3	H: 1 LOB: 2 BB: 7	R: 0 E: 0 K: 6	H: 1 LOB: 1 BB: 6	R: 0 E: 0 K: 5	H: 0 LOB: 0 BB: 5	R: 2 E: 1 K: 6	H: 3 LOB: 1 BB: 6	R: 0 E: 0 K: 3	H: 0 LOB: 0 BB: 3	R: 0 E: 0 K: 6	H: 1 LOB: 1 BB: 6	R: 0 E: 0 K: 3	H: 0 LOB: 0 BB: 5	R: 0 E: 0 K: 3	H: 1 LOB: 1 BB: 3	R: 0 E: 0 K: 3	H: 0 LOB: 0 BB: 3	R: 2 E: 0 K: 5	H: 3 LOB: 3 BB: 13	1B: 10 2B: 1 3B: 0 HR: 0	SF: 0 SAC: 0 DP: 1 HBP: 0	WP: 1 PB: 0 SB: 0 CS: 1	PA: 48
<b>PITCHER</b>	IP WLS BF H R ER SO BB IBB HBP BLK WP HR S P ERA WHIP	Ken Brett, L ERA: 3.39	George Culver, R ERA: 3.67	<b>PITCHER</b>												IP WLS BF H R ER SO BB IBB HBP BLK WP HR S P ERA WHIP								

**New York Mets @ Philadelphia Phillies**  
Veterans Stadium, Philadelphia, PA

Thu Sep 13 1973, 7:05 PM EDT  
Att. 8,194 - Unknown

**AB 44**  
**R 4**  
**H 11**  
**RBI 2**  
**BB 3**  
**SO 5**  
**LOB 15**




Batter	1	2	3	4	5	6	7	8	9	10	11	12	AB	R	H	RBI	BB	SO	LOB					
<b>Denny Doyle, L</b> OBP: 0.324, SLG: 0.328 (1.4)	L4		2B 1B		1B BB 1B	L9						1-3	6	1	3	0	0	0	1					
<b>Tom Hutton, L</b> OBP: 0.354, SLG: 0.387 (1.3)	FC4-6 1B		1H 2B		1B BB	F7			F7			K	5	0	2	1	1	1	1					
<b>Del Unser, L</b> OBP: 0.355, SLG: 0.438 (1.8)	FC4-6 BB		F5		K					G3		K	5	0	0	0	0	1	4					
<b>Cesar Tovar, R</b> OBP: 0.336, SLG: 0.358 (12, PH)	1-2r											K	1	0	0	0	0	1	0					
<b>Greg Luzinski, R</b> OBP: 0.340, SLG: 0.486 (1.7)	1-2 BB		K						K		4-3		4	0	1	0	1	2	1					
<b>Bob Boone, R</b> OBP: 0.320, SLG: 0.372 (1.2)	P9				F8	4-3		K				1B	5	0	1	0	0	1	5					
<b>Mike Anderson, R</b> OBP: 0.312, SLG: 0.452 (1.9)		6-3			WP 1B			SH1-4 2B 2B			4-3		5	1	2	0	0	1	1					
<b>Mike Schmidt, R</b> OBP: 0.339, SLG: 0.399 (1.5)		K			K			SH1-4				K	4	0	0	0	0	4	1					
<b>Larry Bowa, S</b> OBP: 0.254, SLG: 0.242 (1.6)				F9								P4	5	0	1	1	0	1	1					
<b>Ken Brett, L</b> OBP: 0.273, SLG: 0.466 (1.1)												F7	4	0	0	0	0	2	1					
<b>Mike Rogodzinski, L</b> OBP: 0.229, SLG: 0.338 (11, PH)													1	0	0	0	0	0	0					
<b>George Culver, R</b> (12.1)				K								F7	0	0	0	0	0	0	0					
<b>Inning Stats</b>	R: 0 E: 0 K: 4	H: 1 LOB: 2 BB: 8	R: 0 E: 0 K: 5	H: 0 LOB: 0 BB: 5	R: 1 E: 0 K: 2	H: 2 LOB: 1 BB: 9	R: 0 E: 0 K: 8	H: 1 LOB: 0 BB: 8	R: 0 E: 0 K: 7	H: 2 LOB: 3 BB: 11	R: 0 E: 0 K: 5	H: 0 LOB: 0 BB: 9	R: 0 E: 0 K: 6	H: 1 LOB: 1 BB: 6	R: 0 E: 0 K: 4	H: 1 LOB: 1 BB: 4	R: 0 E: 0 K: 5	H: 0 LOB: 0 BB: 5	R: 0 E: 0 K: 7	H: 0 LOB: 0 BB: 7	1B: 7 2B: 3 3B: 0 HR: 0	SF: 0 SAC: 1 DP: 0 HBP: 0	WP: 1 PB: 0 SB: 0 CS: 0	PA: 48
<b>PITCHER</b>	IP WLS BF H R ER SO BB IBB HBP BLK WP HR S P ERA WHIP	Tom Seaver, R ERA: 1.73	Tug McGraw, L ERA: 4.47	<b>PITCHER</b>												IP WLS BF H R ER SO BB IBB HBP BLK WP HR S P ERA WHIP								

**New York Mets @ Philadelphia Phillies**  
Veterans Stadium, Philadelphia, PA

Thu Sep 13 1973, 7:05 PM EDT  
Att. 8,194 - Unknown

**AB 45**  
**R 2**  
**H 10**  
**RBI 2**  
**BB 2**  
**SO 14**  
**LOB 16**





Batter	1	2	3	4	5	6	7	8	9	AB	R	H	RBI	BB	SO	LOB	TOP					
Don Kessinger, S (1, 6) OBP: 0.326, SLG: 0.307										4	0	1	0	0	1	1	Chicago Cubs @ New York Mets Shea Stadium, Flushing, NY Sat Sep 15 1973, 3:33 AM EDT Unknown					
Rick Monday, L (1, 8) OBP: 0.377, SLG: 0.476										4	0	2	0	0	1	1						
Billy Williams, L (1, 7) OBP: 0.380, SLG: 0.457										4	0	1	0	0	2	3						
Jose Cardenal, R (1, 9) OBP: 0.385, SLG: 0.445										4	0	1	0	0	1	3						
Ron Santo, R (1, 5) OBP: 0.353, SLG: 0.441										4	0	0	0	0	0	2						
Carmen Fanzone, R (1, 3) OBP: 0.338, SLG: 0.430										3	1	0	0	1	1	0						
Paul Popovich, S (1, 4) OBP: 0.277, SLG: 0.300										4	0	2	0	0	1	0						
Randy Hundley, R (1, 2) OBP: 0.276, SLG: 0.342										4	0	1	1	0	0	1						
Fergie Jenkins, R (1, 1) OBP: 0.190, SLG: 0.179										2	0	1	0	0	0	0						
Jim Hickman, R (7, PH) OBP: 0.369, SLG: 0.313										1	0	0	0	0	0	2						
Bob Locker, S (7, 1) OBP: 0.071, SLG: 0.071										0	0	0	0	0	0	0						
Mike Paul, L (7, 1) OBP: 0.071, SLG: 0.071										0	0	0	0	0	0	0						
<b>Inning Stats</b>	R: 0 E: 0 K: 0 S: 4	H: 2 LOB: 1 BB: 0 P: 4	R: 0 E: 0 K: 0 S: 3	H: 0 LOB: 0 BB: 0 P: 3	R: 0 E: 0 K: 0 S: 3	H: 0 LOB: 0 BB: 0 P: 3	R: 0 E: 0 K: 2 S: 7	H: 1 LOB: 0 BB: 0 P: 7	R: 0 E: 0 K: 0 S: 4	H: 1 LOB: 1 BB: 0 P: 4	R: 0 E: 0 K: 2 S: 8	H: 1 LOB: 1 BB: 0 P: 8	R: 1 E: 0 K: 0 S: 5	H: 2 LOB: 1 BB: 1 P: 9	R: 0 E: 0 K: 1 S: 7	H: 2 LOB: 2 BB: 0 P: 7	R: 0 E: 0 K: 2 S: 7	H: 0 LOB: 0 BB: 0 P: 7	1B: 7 2B: 3 3B: 0 HR: 0	SF: 0 SAC: 0 DP: 1 HBP: 0	WP: 0 PB: 0 SB: 0 CS: 1	PA: 36
<b>PITCHER</b>	IP WLS BF H R ER SO BB IBB HBP BLK WP HR S P ERA WHIP																					
George Stone, L (1, 1) ERA: 2.64	6.2 W 26 7 1 1 4 1 0 0 0 0 0 33 37 1.35 1.200																					
Tug McGraw, L (7, 1) ERA: 4.37	2.1 S 9 2 0 0 3 0 0 0 0 0 0 15 15 0.00 0.857																					

AB	34
R	1
H	9
RBI	1
BB	1
SO	7
LOB	13



Batter	1	2	3	4	5	6	7	8	9	AB	R	H	RBI	BB	SO	LOB	BOTTOM			
Wayne Garrett, L (1, 5) OBP: 0.338, SLG: 0.376										2	1	0	1	1	0	1	Chicago Cubs @ New York Mets Shea Stadium, Flushing, NY Sat Sep 15 1973, 3:33 AM EDT Unknown			
Felix Milan, R (1, 4) OBP: 0.328, SLG: 0.354										3	0	0	0	0	0	1				
Rusty Staub, L (1, 9) OBP: 0.354, SLG: 0.417										2	1	1	2	2	0	0				
John Milner, L (1, 3) OBP: 0.331, SLG: 0.460										4	1	2	0	0	1	1				
Cleon Jones, R (1, 7) OBP: 0.312, SLG: 0.356										4	0	1	2	0	0	2				
Dave Schneck, L (1, 8) OBP: 0.286, SLG: 0.286										3	0	1	0	0	1	2				
Don Hahn, R (7, 8) OBP: 0.284, SLG: 0.294										1	0	0	0	0	0	0				
Jerry Grote, R (1, 2) OBP: 0.278, SLG: 0.301										4	0	0	0	0	0	1				
Bud Harrelson, S (1, 6) OBP: 0.347, SLG: 0.299										1	2	1	0	1	0	0				
George Stone, L (1, 1) ERA: 3.94										1	0	1	0	0	0	0				
Tug McGraw, R (7, 1) ERA: 0.136										1	0	0	0	0	1	1				
<b>Inning Stats</b>	R: 2 E: 0 K: 1 S: 7	H: 2 LOB: 1 BB: 1 P: 11	R: 1 E: 0 K: 0 S: 4	H: 1 LOB: 1 BB: 1 P: 8	R: 0 E: 0 K: 0 S: 3	H: 1 LOB: 1 BB: 1 P: 7	R: 0 E: 0 K: 0 S: 4	H: 1 LOB: 1 BB: 0 P: 4	R: 0 E: 0 K: 0 S: 5	H: 0 LOB: 0 BB: 0 P: 5	R: 0 E: 0 K: 0 S: 3	H: 1 LOB: 0 BB: 0 P: 3	R: 2 E: 0 K: 1 S: 5	H: 1 LOB: 1 BB: 1 P: 11	R: 0 E: 0 K: 0 S: 3	H: 0 LOB: 0 BB: 0 P: 3	1B: 5 2B: 2 3B: 0 HR: 0	SF: 1 SAC: 1 DP: 2 HBP: 2	WP: 0 PB: 0 SB: 0 CS: 0	PA: 34
<b>PITCHER</b>	IP WLS BF H R ER SO BB IBB HBP BLK WP HR S P ERA WHIP																			
Fergie Jenkins, R (1, 1) ERA: 3.94	6.0 L 25 6 3 3 3 2 3 0 0 0 0 26 38 4.50 1.500																			
Bob Locker, R (7, 1) ERA: 2.64	0.1 4 0 2 2 1 1 0 2 0 0 0 3 9 54.00 3.000																			
Mike Paul, L (7, 1) ERA: 4.89	1.2 5 1 0 0 0 0 0 0 0 0 0 5 5 0.00 0.600																			

AB	26
R	5
H	7
RBI	5
BB	4
SO	3
LOB	9





Batter	1	2	3	4	5	6	7	8	9	AB	R	H	RBI	BB	SO	LOB	TOP										
<b>Don Kessinger, S</b> OBP: 0.330, SLG: 0.312 (1, 6)	0-3 K	0-0 2H 1B		0-0 2-3 1B		0-0 2B		0-0 F8		5	0	3	1	0	1	1											
<b>Rick Monday, L</b> OBP: 0.377, SLG: 0.474 (1, 8)	4-0 BB	0-0 F7		0-0 1-2 3H 1B		0-0 F9			0-0 4-3	4	0	1	1	1	0	2											
<b>Billy Williams, L</b> OBP: 0.379, SLG: 0.454 (1, 7)	0-0 F9		4-0 G6-4-3 BB	0-0 F9			0-0 L6		0-0 6-3	4	0	0	0	1	0	3											
<b>Jose Cardenal, R</b> OBP: 0.383, SLG: 0.449 (1, 9)	0-0 5-3		0-3 K		0-3 K		0-0 F8		0-0 HR	5	1	1	1	0	2	2											
<b>Ron Santo, R</b> OBP: 0.353, SLG: 0.447 (1, 5)		0-0 HR	0-0 G6-4-3		0-0 F7		0-0 F8		0-0 1B	5	1	2	1	0	0	1											
<b>Carmen Fanzone, R</b> OBP: 0.353, SLG: 0.431 (1, 3)		4-0 2B BB		4-0 G5-4-3 1B BB		0-0 1B		4-0 2B BB	0-0 L4	2	3	1	0	3	0	1											
<b>Paul Popovich, S</b> OBP: 0.276, SLG: 0.299 (1, 4)		0-0 F3		0-0 G5-4-3 1B		0-0 P4-3		0-0 F8		4	0	1	0	0	0	3											
<b>Ken Rudolph, R</b> OBP: 0.216, SLG: 0.301 (1, 2)		0-0 1B 2B		0-0 G5-4-3		0-0 G3		0-0 1H 2B		4	1	2	2	0	0	2											
<b>Rick Reuschel, R</b> OBP: 0.139, SLG: 0.143 (1, 1)		0-0 5-3		0-0 1B 2B		0-3 K		0-0 P6		4	1	1	1	0	1	2											
<b>Inning Stats</b>	R: 0 E: 0 K: 1 S: 5	H: 0 LOB: 1 BB: 1 P: 9	R: 3 E: 0 K: 0 S: 6	H: 3 LOB: 1 BB: 1 P: 10	R: 0 E: 0 K: 1 S: 4	H: 0 LOB: 0 BB: 1 P: 8	R: 2 E: 0 K: 0 S: 6	H: 4 LOB: 2 BB: 1 P: 10	R: 0 E: 0 K: 1 S: 6	H: 1 LOB: 1 BB: 0 P: 6	R: 0 E: 0 K: 0 S: 3	H: 0 LOB: 0 BB: 3 P: 3	R: 1 E: 0 K: 0 S: 4	H: 1 LOB: 1 BB: 1 P: 8	R: 1 E: 0 K: 0 S: 5	H: 2 LOB: 1 BB: 0 P: 5	1B: 6 2B: 4 3B: 0 HR: 2	SF: 0 SAC: 0 DP: 2 HBP: 0	WP: 0 PB: 0 SB: 0 CS: 0	PA: 42							
<b>PITCHER</b>	IP	WLS	BF	H	R	ER	SO	BB	IBB	HBP	BLK	WP	HR	S	P	ERA	WHIP										
<b>Ray Sadecki, L</b> ERA: 3.71 (1, 1)	3.2	L	18	5	5	5	2	4	0	0	0	0	1	18	34	12.27	2.455										
<b>Buzz Capra, R</b> ERA: 3.92 (4, 1)	1.1		7	3	0	0	1	0	0	0	0	0	0	9	9	0.00	2.250										
<b>Craig Swan, R</b> ERA: 5.68 (6, 1)	2.0		7	1	0	0	1	0	0	0	0	0	0	9	9	0.00	0.500										
<b>Jim McAndrew, R</b> ERA: 5.38 (8, 1)	2.0		10	3	2	2	0	1	0	0	0	0	1	9	13	9.00	2.000										

Chicago Cubs @ New York Mets  
Shea Stadium, Flushing, NY  
Sat Sep 15 1973, 7:05 PM EDT  
Att: 25,553 - Unknown

AB	37
R	7
H	12
RBI	7
BB	5
SO	4
LOB	17



Batter	1	2	3	4	5	6	7	8	9	AB	R	H	RBI	BB	SO	LOB	BOTTOM										
<b>Wayne Garrett, L</b> OBP: 0.335, SLG: 0.372 (1, 5)	0-0 3-1		0-0 G3-6-3		0-0 F8		0-0 F8		0-0 F7	5	0	0	0	0	0	5											
<b>Felix Milan, R</b> OBP: 0.328, SLG: 0.355 (1, 4)	0-0 1B			0-0 G3 1B		0-0 F9		0-0 6-3		4	0	2	0	0	0	0											
<b>Rusty Staub, L</b> OBP: 0.354, SLG: 0.416 (1, 9)	0-0 L8			0-0 F7		0-0 1B		0-0 6-3		4	0	1	0	0	0	2											
<b>John Milner, L</b> OBP: 0.333, SLG: 0.461 (1, 7)	0-0 F2			0-0 G3 1B		0-0 F9		0-0 1B 1B		4	0	2	0	0	0	2											
<b>Ed Kranepool, L</b> OBP: 0.311, SLG: 0.307 (1, 3)		4-0 P4-6-3 BB		0-0 G3		0-0 1-3		0-0 1-3 1B		3	0	1	0	1	0	3											
<b>Dave Schneck, L</b> OBP: 0.273, SLG: 0.273 (1, 8)		0-0 P4-6-3		0-0 5-3			0-0 BB 1B	0-0 P4-3		4	0	1	0	0	0	5											
<b>Jerry Grote, R</b> OBP: 0.275, SLG: 0.297 (1, 2)		0-0 5-3			0-0 6-3		0-0 L8		0-0 3-1	3	0	0	0	0	0	1											
<b>Ron Hodges, L</b> OBP: 0.304, SLG: 0.287 (8, 2)										1	0	0	0	0	0	0											
<b>Bud Harrelson, S</b> OBP: 0.346, SLG: 0.298 (1, 6)			0-0 G3		0-0 5-3		0-0 F7		0-0 FC6-4 1B	4	0	1	0	0	0	1											
<b>Ray Sadecki, L</b> OBP: 0.233, SLG: 0.300 (1, 1)										1	0	1	0	0	0	0											
<b>Buzz Capra, R</b> (4, 1)										0	0	0	0	0	0	0											
<b>Greg Harts, L</b> OBP: 0.260, SLG: 1.000 (5, PH)										1	0	1	0	0	0	0											
<b>Craig Swan, R</b> (8, 1)										0	0	0	0	0	0	0											
<b>Ken Boswell, L</b> OBP: 0.307, SLG: 0.354 (7, PH)										0	0	0	0	0	1	0											
<b>Jim McAndrew, R</b> OBP: 0.301, SLG: 0.250 (8, 1)										0	0	0	0	0	0	0											
<b>Jim Beauchamp, R</b> OBP: 0.264, SLG: 0.260 (9, PH)										1	0	0	0	0	0	1											
<b>Inning Stats</b>	R: 0 E: 0 K: 0 S: 4	H: 1 LOB: 1 BB: 0 P: 4	R: 0 E: 0 K: 0 S: 2	H: 0 LOB: 0 BB: 1 P: 6	R: 0 E: 0 K: 0 S: 3	H: 1 LOB: 0 BB: 0 P: 3	R: 0 E: 0 K: 0 S: 5	H: 2 LOB: 2 BB: 0 P: 5	R: 0 E: 0 K: 0 S: 4	H: 1 LOB: 1 BB: 0 P: 4	R: 0 E: 0 K: 0 S: 4	H: 1 LOB: 2 BB: 1 P: 8	R: 0 E: 0 K: 0 S: 5	H: 2 LOB: 2 BB: 0 P: 5	R: 0 E: 0 K: 0 S: 4	H: 1 LOB: 1 BB: 0 P: 4	1B: 10 2B: 0 3B: 0 HR: 0	SF: 0 SAC: 0 DP: 2 HBP: 0	WP: 0 PB: 0 SB: 0 CS: 0	PA: 37							
<b>PITCHER</b>	IP	WLS	BF	H	R	ER	SO	BB	IBB	HBP	BLK	WP	HR	S	P	ERA	WHIP										
<b>Rick Reuschel, R</b> ERA: 2.84 (1, 1)	9.0	W	37	10	0	0	0	2	0	0	0	0	0	35	43	0.00	1.333										

Chicago Cubs @ New York Mets  
Shea Stadium, Flushing, NY  
Sat Sep 15 1973, 7:05 PM EDT  
Att: 25,553 - Unknown

AB	35
R	0
H	10
RBI	0
BB	2
SO	0
LOB	20









Batter	1	2	3	4	5	6	7	8	9	AB	R	H	RBI	BB	SO	LOB	TOP					
Wayne Garrett, L (1, 5) OBP: 0.334, SLG: 0.373	4-3		1-3							5	0	2	1	0	0	4	<b>New York Mets @ Pittsburgh Pirates</b> Three Rivers Stadium, Pittsburgh, PA Mon Sep 17 1973, 7:05 PM EDT Att: 15,000 - Unknown					
Felix Milan, R (1, 4) OBP: 0.329, SLG: 0.354	BB		6-3							4	0	0	0	1	0	6						
Rusty Staub, L (1, 9) OBP: 0.354, SLG: 0.415	K									4	0	1	0	0	1	1						
John Milner, L (1, 3) OBP: 0.331, SLG: 0.455	4-3									4	0	0	0	0	2	2						
Cleon Jones, R (1, 7) OBP: 0.307, SLG: 0.351		4-3								4	0	1	0	0	0	1						
Dave Schneck, L (1, 8) OBP: 0.278, SLG: 0.389		F9								4	1	2	0	0	0	0						
Jerry Grote, R (1, 2) OBP: 0.306, SLG: 0.306										2	1	1	1	0	1	0						
Ron Hodges, L (6, 2) OBP: 0.307, SLG: 0.290	K									2	0	1	0	0	1	2						
Bud Harrelson, S (1, 6) OBP: 0.349, SLG: 0.307			4-3							3	1	1	1	1	0	0						
Tom Seaver, R (1, 1) OBP: 0.216, SLG: 0.241										1	0	1	0	0	0	0						
Ray Sadecki, L (4, 1) OBP: 0.221, SLG: 0.300										0	0	0	0	0	0	0						
Greg Harris, L (5, PH) OBP: 0.200, SLG: 0.500										0	0	0	0	0	0	0						
Craig Swan, R (5, 1) OBP: 0.200, SLG: 0.500										0	0	0	0	0	0	0						
Ed Kranepool, L (7, PH) OBP: 0.310, SLG: 0.310										0	0	1	0	0	0	0						
Buzz Capra, R (7, 1) OBP: 0.284, SLG: 0.311										0	0	0	0	0	0	0						
Ken Boswell, L (9, PH) OBP: 0.284, SLG: 0.311										1	0	0	0	0	0	0						
<b>Inning Stats</b>	R: 0 E: 0 K: 1 S: 5	H: 0 LOB: 1 BB: 1 P: 9	R: 0 E: 0 K: 1 S: 5	H: 0 LOB: 0 BB: 0 P: 5	R: 0 E: 0 K: 0 S: 4	H: 1 LOB: 1 BB: 0 P: 4	R: 0 E: 0 K: 0 S: 3	H: 1 LOB: 0 BB: 0 P: 3	R: 3 E: 0 K: 0 S: 6	H: 4 LOB: 0 BB: 0 P: 6	R: 0 E: 0 K: 1 S: 5	H: 0 LOB: 0 BB: 0 P: 5	R: 0 E: 0 K: 0 S: 5	H: 2 LOB: 3 BB: 1 P: 9	R: 0 E: 0 K: 2 S: 9	H: 2 LOB: 2 BB: 0 P: 9	R: 0 E: 0 K: 0 S: 4	H: 1 LOB: 1 BB: 0 P: 4	1B: 9 2B: 0 3B: 2 HR: 0	SF: 0 SAC: 0 DP: 2 HBP: 0	WP: 0 PB: 0 SB: 0 CS: 0	PA: 38
<b>PITCHER</b>	IP WLS BF H R ER SO BB IBB HBP BLK WP HR S P ERA WHIP																					
Bruce Kison, R (1, 1) ERA: 2.77	5.0 W 20 6 3 3 2 1 0 0 0 0 0 23 27 5.40 1.400																					
Jim McKee, R (6, 1) ERA: 5.73	3.0 S 14 4 0 0 3 1 0 0 0 0 0 19 23 0.00 1.667																					
Chris Zachary, R (9, 1) ERA:	1.0 S 4 1 0 0 0 0 0 0 0 0 0 4 4 0.00 1.000																					

Batter	1	2	3	4	5	6	7	8	9	AB	R	H	RBI	BB	SO	LOB	BOTTOM			
Rennie Stennett, R (1, 4) OBP: 0.266, SLG: 0.351	F9	6-3		6-3						5	0	1	0	0	0	1	<b>New York Mets @ Pittsburgh Pirates</b> Three Rivers Stadium, Pittsburgh, PA Mon Sep 17 1973, 7:05 PM EDT Att: 15,000 - Unknown			
Dave Parker, L (1, 8) OBP: 0.290, SLG: 0.455	F8			4-3						3	0	0	0	0	0	0				
Bob Robertson, R (6, 3) OBP: 0.332, SLG: 0.398			F8							2	0	0	0	0	1	1				
Al Oliver, L (1, 3) OBP: 0.318, SLG: 0.469	3B									4	3	2	0	1	0	1				
Willie Stargell, L (1, 7) OBP: 0.390, SLG: 0.663	1B									4	2	4	4	0	0	0				
Richie Hebner, L (1, 5) OBP: 0.354, SLG: 0.492										4	1	1	1	0	0	3				
Richie Zisk, R (1, 9) OBP: 0.381, SLG: 0.550										4	2	3	2	0	0	0				
Milt May, L (1, 2) OBP: 0.351, SLG: 0.390										4	2	3	2	0	0	1				
Dal Maxvill, R (1, 6) OBP: 0.272, SLG: 0.245										4	0	1	1	0	1	2				
Bruce Kison, R (1, 1) OBP: 0.111, SLG: 0.375										2	0	0	0	0	1	1				
Gene Clines, R (5, PH) OBP: 0.311, SLG: 0.323										1	0	0	0	0	0	1				
Jim McKee, R (6, 1) ERA:										1	0	0	0	0	1	0				
Chris Zachary, L (9, 1) ERA:										0	0	0	0	0	0	0				
<b>Inning Stats</b>	R: 1 E: 0 K: 0 S: 5	H: 2 LOB: 1 BB: 0 P: 5	R: 1 E: 0 K: 1 S: 7	H: 2 LOB: 1 BB: 0 P: 7	R: 3 E: 0 K: 1 S: 8	H: 3 LOB: 1 BB: 1 P: 12	R: 0 E: 0 K: 0 S: 3	H: 0 LOB: 0 BB: 0 P: 3	R: 3 E: 0 K: 0 S: 7	H: 4 LOB: 1 BB: 0 P: 7	R: 1 E: 1 K: 1 S: 7	H: 2 LOB: 1 BB: 0 P: 7	R: 1 E: 0 K: 1 S: 6	H: 1 LOB: 0 BB: 0 P: 6	R: 0 E: 0 K: 0 S: 3	H: 1 LOB: 0 BB: 0 P: 3	1B: 5 2B: 4 3B: 2 HR: 4	SF: 0 SAC: 0 DP: 1 HBP: 0	WP: 1 PB: 0 SB: 0 CS: 0	PA: 39
<b>PITCHER</b>	IP WLS BF H R ER SO BB IBB HBP BLK WP HR S P ERA WHIP																			
Tom Seaver, R (1, 1) ERA: 1.88	3.0 L 17 7 5 5 2 1 0 0 0 0 0 2 20 24 15.00 2.667																			
Ray Sadecki, L (4, 1) ERA: 3.68	1.0 3 0 0 0 0 0 0 0 0 0 0 3 3 0.00 0.000																			
Craig Swan, R (5, 1) ERA: 8.64	2.0 12 6 4 4 1 0 0 0 0 0 1 14 14 18.00 3.000																			
Buzz Capra, R (7, 1) ERA: 3.95	2.0 7 2 1 1 1 0 0 0 0 0 1 9 9 4.50 1.000																			

AB	36
R	3
H	11
RBI	3
BB	2
SO	5
LOB	17

AB	38
R	10
H	15
RBI	10
BB	1
SO	4
LOB	11










Batter	1	2	3	4	5	6	7	8	9	AB	R	H	RBI	BB	SO	LOB	TOP							
Rennie Stennett, R (1,4) OBP: 0.266, SLG: 0.360										4	2	2	1	0	0	3								
Dave Cash, R (1,5) OBP: 0.323, SLG: 0.330										4	0	1	1	0	0	2								
Al Oliver, L (1,8) OBP: 0.317, SLG: 0.464										4	0	1	0	0	0	1								
Willie Stargell, L (1,7) OBP: 0.388, SLG: 0.660										4	1	1	1	0	0	1								
Richie Zisk, R (1,9) OBP: 0.383, SLG: 0.545										4	0	1	0	0	0	1								
Manny Sanguillen, R (1,2) OBP: 0.304, SLG: 0.424										4	0	2	0	0	0	0								
Bob Robertson, R (1,3) OBP: 0.330, SLG: 0.392										4	0	0	0	0	1	1								
Dal Maxvill, R (1,6) OBP: 0.274, SLG: 0.248										2	0	1	0	0	0	0								
Gene Clines, R (7, PH) OBP: 0.316, SLG: 0.323										0	0	0	0	1	0	0								
Gene Alley, R (7,6) OBP: 0.294, SLG: 0.287										1	0	0	0	0	0	0								
Nelson Briles, R (1,1) OBP: 0.233, SLG: 0.275										1	0	0	0	0	1	0								
Luke Walker, L (6,1) OBP: 0.067, SLG: 0.067										0	0	0	0	0	0	0								
Fernando Gonzalez, R (7, PH) OBP: 0.273, SLG: 0.357										1	0	1	0	0	0	0								
Dave Giusti, R (7,1) OBP: 0.417, SLG: 0.364										0	0	0	0	0	0	0								
<b>Inning Stats</b>	R: 1 E: 0 K: 0 S: 4	H: 1 LOB: 0 BB: 0 P: 4	R: 0 E: 0 K: 0 S: 3	H: 1 LOB: 0 BB: 0 P: 3	R: 1 E: 0 K: 1 S: 7	H: 2 LOB: 1 BB: 0 P: 7	R: 0 E: 0 K: 0 S: 3	H: 0 LOB: 0 BB: 0 P: 3	R: 0 E: 0 K: 0 S: 4	H: 1 LOB: 1 BB: 0 P: 4	R: 1 E: 0 K: 0 S: 5	H: 3 LOB: 2 BB: 0 P: 5	R: 0 E: 0 K: 0 S: 4	H: 1 LOB: 2 BB: 1 P: 8	R: 0 E: 0 K: 1 S: 5	H: 0 LOB: 0 BB: 0 P: 5	R: 0 E: 0 K: 1 S: 5	H: 0 LOB: 0 BB: 0 P: 5	R: 0 E: 0 K: 1 S: 5	H: 0 LOB: 0 BB: 0 P: 5	1B: 6 2B: 2 3B: 1 HR: 2	SF: 0 SAC: 1 DP: 2 HBP: 0	WP: 0 PB: 0 SB: 0 CS: 0	PA: 35
<b>PITCHER</b>	IP WLS BF H R ER SO BB IBB HBP BLK WP HR S P ERA WHIP																							
George Stone, L (1,1) ERA: 2.71	6.0 W 24 8 3 3 1 0 0 0 0 0 2 26 26 4.50 1.333																							
Tug McGraw, L (7,1) ERA: 4.12	3.0 S 11 2 0 0 1 1 0 0 0 0 0 0 12 16 0.00 1.000																							

Pittsburgh Pirates @ New York Mets  
Shea Stadium, Flushing, NY  
Wed Sep 19 1973, 7:05 PM EDT  
Att: 29,240 - Unknown


AB 33  
R 3  
H 10  
RBI 3  
BB 1  
SO 2  
LOB 9



Batter	1	2	3	4	5	6	7	8	9	AB	R	H	RBI	BB	SO	LOB	BOTTOM			
Wayne Garrett, L (1,5) OBP: 0.336, SLG: 0.374										4	0	0	0	0	1	4				
Felix Milan, R (1,4) OBP: 0.331, SLG: 0.358										3	0	1	1	1	0	1				
Rusty Staub, L (1,9) OBP: 0.357, SLG: 0.415										4	1	1	0	0	0	1				
John Milner, L (1,3) OBP: 0.332, SLG: 0.451										3	2	1	0	1	0	0				
Cleon Jones, R (1,7) OBP: 0.308, SLG: 0.368										4	2	2	5	0	0	0				
Dave Schneck, L (1,8) OBP: 0.208, SLG: 0.292										3	0	0	0	0	0	0				
Don Hahn, R (8,8) OBP: 0.291, SLG: 0.299										1	0	0	0	0	0	0				
Jerry Grote, R (1,2) OBP: 0.282, SLG: 0.304										4	1	1	0	0	0	0				
Bud Harrelson, S (1,6) OBP: 0.352, SLG: 0.310										3	0	2	0	0	0	0				
George Stone, L (1,1) OBP: 0.271, SLG: 0.271										2	1	1	1	0	0	1				
Tug McGraw, R (7,1) OBP: 0.208, SLG: 0.174										1	0	1	0	0	0	0				
<b>Inning Stats</b>	R: 0 E: 0 K: 1 S: 4	H: 0 LOB: 0 BB: 1 P: 8	R: 2 E: 0 K: 0 S: 5	H: 2 LOB: 0 BB: 0 P: 5	R: 1 E: 0 K: 0 S: 4	H: 2 LOB: 0 BB: 0 P: 4	R: 0 E: 0 K: 0 S: 3	H: 0 LOB: 0 BB: 0 P: 3	R: 1 E: 0 K: 0 S: 5	H: 2 LOB: 1 BB: 0 P: 5	R: 0 E: 0 K: 0 S: 3	H: 0 LOB: 0 BB: 0 P: 3	R: 0 E: 0 K: 0 S: 5	H: 2 LOB: 2 BB: 0 P: 5	R: 3 E: 0 K: 0 S: 5	H: 2 LOB: 1 BB: 1 P: 9	1B: 7 2B: 1 3B: 0 HR: 2	SF: 0 SAC: 0 DP: 1 HBP: 0	WP: 0 PB: 1 SB: 0 CS: 0	PA: 34
<b>PITCHER</b>	IP WLS BF H R ER SO BB IBB HBP BLK WP HR S P ERA WHIP																			
Nelson Briles, R (1,1) ERA: 2.92	5.0 L 20 6 4 4 4 1 0 0 0 0 0 1 21 25 7.20 1.400																			
Luke Walker, L (6,1) ERA: 4.59	1.0 3 0 0 0 0 0 0 0 0 0 0 0 3 3 0.00 0.000																			
Dave Giusti, R (7,1) ERA: 2.65	2.0 11 4 3 3 0 1 0 0 0 0 0 1 10 14 13.50 2.500																			

Pittsburgh Pirates @ New York Mets  
Shea Stadium, Flushing, NY  
Wed Sep 19 1973, 7:05 PM EDT  
Att: 29,240 - Unknown

AB 32  
R 7  
H 10  
RBI 7  
BB 2  
SO 1  
LOB 7





Batter	1	2	3	4	5	6	7	8	9	10	11	12	13	AB	R	H	RBI	BB	SO	LOB	TOP							
Rennie Stennett, R (1, 4) OBP: 0.265, SLG: 0.359 Riche Hebner, L (3, PH) OBP: 0.355, SLG: 0.497 (3, 5)														1	0	0	0	1	0	4	1	1	1	1	1	0		
Dave Cash, R (1, 5) OBP: 0.325, SLG: 0.335 (3, 4)														6	0	3	1	0	1	0	6	0	3	1	0	1	0	
Al Oliver, L (1, 8) OBP: 0.314, SLG: 0.460 (9, 3)														6	0	0	0	0	0	5	5	1	0	0	1	3	1	
Willie Stargell, L (1, 7) OBP: 0.385, SLG: 0.654														5	1	0	0	1	3	1	5	0	1	0	1	2	1	
Richie Zisk, R (1, 9) OBP: 0.382, SLG: 0.539														5	0	1	0	1	2	1	5	0	1	0	1	2	1	
Manny Sanguillen, R (1, 2) OBP: 0.302, SLG: 0.421														6	0	1	0	0	0	2	6	0	1	0	0	0	2	
Bob Robertson, R (1, 3) OBP: 0.332, SLG: 0.390 Dave Augustine, R (9, PR) OBP: 0.500, SLG: 0.750 (8, 8)														2	0	0	0	2	1	3	2	1	1	0	0	1	0	
Dal Maxvill, R (1, 6) OBP: 0.273, SLG: 0.244														3	0	0	0	1	1	1	3	0	0	0	1	1	1	
Jim Rooker, R (1, 1) OBP: 0.251, SLG: 0.227 Dave Parker, R (8, PH) OBP: 0.380, SLG: 0.481 Bob Johnson, R (8, 1) OBP: 0.320, SLG: 0.310 Ramon Hernandez, S (8, 1) OBP: 0.270, SLG: 0.263 Jim McInnes, R (11, 1) OBP: 0.287, SLG: 0.267 Luke Walker, L (13, 1) OBP: 0.271, SLG: 0.244														3	0	0	0	0	2	4	1	0	0	0	0	1	2	
<b>Inning Stats</b>	R: 0 E: 0 K: 2 S: 8	H: 1 LOB: 1 BB: 0 P: 8	R: 0 E: 0 K: 1 S: 5	H: 0 LOB: 2 BB: 2 P: 13	R: 0 E: 0 K: 0 S: 3	H: 0 LOB: 0 BB: 0 P: 3	R: 1 E: 1 K: 1 S: 7	H: 1 LOB: 2 BB: 1 P: 11	R: 0 E: 0 K: 1 S: 5	H: 0 LOB: 1 BB: 0 P: 9	R: 1 E: 0 K: 1 S: 7	H: 2 LOB: 1 BB: 0 P: 7	R: 0 E: 0 K: 1 S: 5	H: 0 LOB: 0 BB: 0 P: 5	R: 1 E: 0 K: 1 S: 6	H: 1 LOB: 3 BB: 2 P: 14	R: 0 E: 0 K: 3 S: 9	H: 0 LOB: 0 BB: 0 P: 9	R: 0 E: 0 K: 1 S: 5	H: 0 LOB: 0 BB: 0 P: 5	R: 0 E: 0 K: 1 S: 6	H: 2 LOB: 2 BB: 0 P: 6	R: 0 E: 0 K: 1 S: 6	H: 2 LOB: 2 BB: 0 P: 6	1B: 4 2B: 2 3B: 0 HR: 1	SF: 0 SAC: 1 DP: 0 HBP: 0	W/P: 0 PB: 0 SB: 0 CS: 0	PA: 52
<b>PITCHER</b>	IP	WLS	BF	H	R	ER	SO	BB	IBB	HBP	BLK	WP	HR	S	P	ERA	WHIP											
Jerry Koosman, L (1, 1) ERA: 3.02	8.0		33	4	2	1	8	4	0	0	0	0	1	45	61	1.12	1.000											
Harry Parker, R (9, 1) ERA: 3.41	1.0		6	1	1	1	1	1	1	0	0	0	0	6	14	9.00	2.000											
Ray Sadecki, L (10, 1) ERA: 3.45	4.0	W	13	2	0	0	6	0	0	0	0	0	0	25	25	0.00	0.500											

Pittsburgh Pirates @ New York Mets  
Shea Stadium, Flushing, NY  
Thu Sep 20 1973, 7:05 PM EDT  
Att. 24,855 - Unknown


AB 45  
R 3  
H 7  
RBI 2  
BB 6  
SO 15  
LOB 19



Batter	1	2	3	4	5	6	7	8	9	10	11	12	13	AB	R	H	RBI	BB	SO	LOB	BOTTOM						
Wayne Garrett, L (1, 5) OBP: 0.330, SLG: 0.372 (10, 6)														5	1	1	0	0	2	2	5	1	1	0	0	2	2
Felix Millan, R (1, 4) OBP: 0.332, SLG: 0.358														5	0	2	0	1	0	1	5	0	2	0	1	0	1
Rusty Staub, L (1, 9) OBP: 0.355, SLG: 0.413														6	0	1	0	0	0	5	6	0	1	0	0	0	5
Cleon Jones, R (1, 7) OBP: 0.308, SLG: 0.365														5	0	1	1	1	2	1	5	0	1	1	2	1	
John Milner, L (1, 3) OBP: 0.334, SLG: 0.448														3	1	0	0	3	1	4	3	1	0	0	3	1	4
Jerry Grote, R (1, 2) OBP: 0.279, SLG: 0.301 Ken Boswell, L (9, PH) OBP: 0.320, SLG: 0.310 (10, 5)														3	0	0	0	0	0	1	1	1	1	0	1	0	0
Don Hahn, R (1, 8) OBP: 0.289, SLG: 0.294														4	0	0	0	1	1	3	4	0	0	0	1	1	3
Bud Harrelson, S (1, 6) OBP: 0.340, SLG: 0.307 Ed Kranepool, L (9, PH) OBP: 0.310, SLG: 0.300 George Theodore, R (9, PH) OBP: 0.320, SLG: 0.310 Ron Hodges, L (10, 2) OBP: 0.314, SLG: 0.299														3	0	0	0	0	0	0	0	0	0	0	0	0	0
Jerry Koosman, R (1, 1) OBP: 0.251, SLG: 0.227 Jim Rooker, R (8, PH) OBP: 0.380, SLG: 0.481 Ted Martinez, R (8, PH) OBP: 0.320, SLG: 0.310 Harry Parker, R (9, 1) OBP: 0.270, SLG: 0.263 Jim McInnes, R (11, 1) OBP: 0.287, SLG: 0.267 Luke Walker, L (13, 1) OBP: 0.271, SLG: 0.244														1	0	0	0	1	1	0	1	0	0	0	0	0	2
<b>Inning Stats</b>	R: 0 E: 0 K: 1 S: 4	H: 0 LOB: 0 BB: 1 P: 8	R: 0 E: 0 K: 0 S: 3	H: 0 LOB: 1 BB: 1 P: 7	R: 0 E: 0 K: 1 S: 3	H: 0 LOB: 0 BB: 0 P: 3	R: 1 E: 1 K: 1 S: 7	H: 2 LOB: 2 BB: 1 P: 11	R: 0 E: 0 K: 0 S: 3	H: 0 LOB: 0 BB: 0 P: 3	R: 1 E: 1 K: 1 S: 5	H: 2 LOB: 2 BB: 0 P: 9	R: 0 E: 0 K: 2 S: 5	H: 0 LOB: 0 BB: 0 P: 5	R: 0 E: 0 K: 1 S: 9	H: 0 LOB: 2 BB: 2 P: 11	R: 0 E: 0 K: 1 S: 6	H: 1 LOB: 1 BB: 0 P: 6	R: 1 E: 0 K: 0 S: 2	H: 1 LOB: 2 BB: 2 P: 10	1B: 8 2B: 1 3B: 0 HR: 0	SF: 0 SAC: 3 DP: 1 HBP: 0	W/P: 0 PB: 0 SB: 0 CS: 0	PA: 53			
<b>PITCHER</b>	IP	WLS	BF	H	R	ER	SO	BB	IBB	HBP	BLK	WP	HR	S	P	ERA	WHIP										
Jim Rooker, L (1, 1) ERA: 2.93	8.0		32	5	2	2	4	3	1	0	0	0	0	36	52	2.25	1.000										
Bob Johnson, R (9, 1) ERA: 3.83	0.1		2	1	1	1	0	0	0	0	0	0	0	2	2	27.00	3.000										
Ramon Hernandez, L (9, 1) ERA: 2.96	0.2		3	1	0	0	2	0	0	0	1	0	0	7	7	0.00	1.500										
Jim McInnes, R (10, 1) ERA: 5.4	1.1		5	0	0	0	0	1	0	0	0	0	0	6	10	0.00	0.750										
Luke Walker, L (11, 1) ERA: 4.8	1.2	L	9	1	1	1	1	2	1	0	0	0	0	8	20	5.40	1.800										

Pittsburgh Pirates @ New York Mets  
Shea Stadium, Flushing, NY  
Thu Sep 20 1973, 7:05 PM EDT  
Att. 24,855 - Unknown

AB 42  
R 4  
H 9  
RBI 3  
BB 8  
SO 8  
LOB 22





Batter	1	2	3	4	5	6	7	8	9	AB	R	H	RBI	BB	SO	LOB	TOP					
Dave Cash, R OBP: 0.325, SLG: 0.334 (1, 4)	L4		5-3			FC1-6 1B		6-3		4	0	1	0	0	0	0						
Dave Parker, L OBP: 0.287, SLG: 0.444 (1, 8)	K		4-3			FC1-6 FC4-6 1-2		1B		4	0	1	0	0	1	1						
Al Oliver, L OBP: 0.314, SLG: 0.458 (1, 3)	K					FC4-6 WP 1-2		F8		4	0	1	0	0	1	2						
Willie Stargell, L OBP: 0.384, SLG: 0.650 (1, 7)						F8 K		6-3		3	0	0	0	1	1	3						
Richie Hebner, L OBP: 0.352, SLG: 0.493 (1, 5)						F5		F8		4	1	0	0	0	0	2						
Richie Zisk, R OBP: 0.380, SLG: 0.542 (1, 9)						K		K		4	1	1	1	0	3	1						
Milt May, L OBP: 0.352, SLG: 0.387 (1, 2)						F8		2-3		2	0	0	1	1	0	0						
Dal Maxvill, R OBP: 0.271, SLG: 0.242 (7, PH)						K				2	0	0	0	0	1	0						
Gene Clines, R OBP: 0.318, SLG: 0.326 (7, 6)						K				1	0	1	0	0	0	0						
Jackie Hernandez, R OBP: 0.292, SLG: 0.324 (7, 6)						K				0	0	0	0	0	0	0						
Steve Blass, R OBP: 0.417, SLG: 0.500 (1, 1)										0	0	0	0	0	0	0						
Chris Zachary, L OBP: 0.295, SLG: 0.273 (3, 1)										1	0	0	0	0	0	0						
John Morjan, R OBP: 0.281, SLG: 0.349 (5, PH)										0	0	0	0	0	0	0						
Fernando Gonzalez, R OBP: 0.281, SLG: 0.349 (5, PH)										1	0	0	0	0	0	0						
Bob Johnson, L OBP: 0.321, SLG: 0.389 (7, 1)										0	0	0	0	0	0	0						
Bob Robertson, R OBP: 0.321, SLG: 0.389 (7, 1)										0	0	0	0	0	0	0						
Jim Foor, L OBP: 0.321, SLG: 0.389 (7, 1)										0	0	0	0	0	0	0						
John Lamb, R OBP: 0.321, SLG: 0.389 (8, 1)										0	0	0	0	0	0	0						
<b>Inning Stats</b>	R: 0 E: 0 K: 2 S: 7	H: 0 LOB: 0 BB: 0 P: 7	R: 2 E: 0 K: 0 S: 4	H: 1 LOB: 0 BB: 1 P: 8	R: 0 E: 0 K: 1 S: 5	H: 0 LOB: 0 BB: 0 P: 5	R: 0 E: 0 K: 1 S: 6	H: 1 LOB: 1 BB: 0 P: 6	R: 0 E: 0 K: 1 S: 5	H: 0 LOB: 0 BB: 0 P: 5	R: 0 E: 0 K: 1 S: 6	H: 1 LOB: 1 BB: 0 P: 6	R: 0 E: 0 K: 1 S: 6	H: 1 LOB: 2 BB: 1 P: 10	R: 0 E: 0 K: 0 S: 4	H: 0 LOB: 0 BB: 0 P: 4	R: 0 E: 0 K: 1 S: 5	H: 0 LOB: 0 BB: 0 P: 5	1B: 4 2B: 0 3B: 1 HR: 0	SF: 1 SAC: 0 DP: 0 HBP: 0	WP: 2 PB: 0 SB: 0 CS: 0	PA: 34
<b>PITCHER</b> Tom Seaver, R ERA: 1.88 (1, 1)	IP: 9.0 WLS: W BF: 34 H: 5 R: 2 ER: 2 SO: 8 BB: 2 IBB: 0 HBP: 0 BLK: 0 WP: 1 HR: 0 S: 48 P: 56 ERA: 2.00 WHIP: 0.778															<b>PITCHER</b> John Lamb, R ERA: 6.07 (8, 1)	IP: 1.0 WLS: L BF: 6 H: 2 R: 3 ER: 3 SO: 2 BB: 1 IBB: 0 HBP: 0 BLK: 0 WP: 1 HR: 1 S: 9 P: 13 ERA: 27.00 WHIP: 3.000					

Pittsburgh Pirates @ New York Mets  
Shea Stadium, Flushing, NY  
Fri Sep 21 1973, 7:05 PM EDT  
Att: 51,381 - Unknown

AB	31
R	2
H	5
RBI	2
BB	2
SO	8
LOB	11



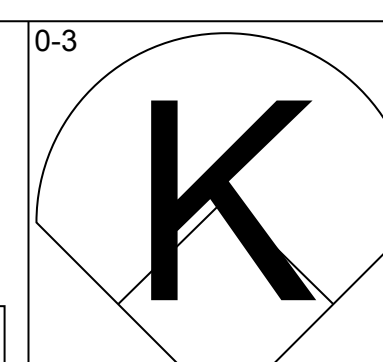
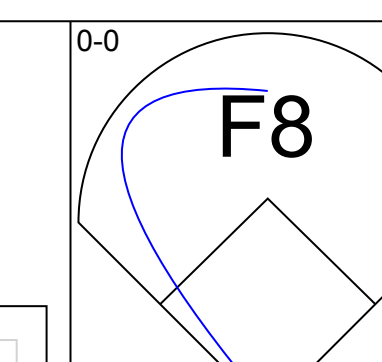
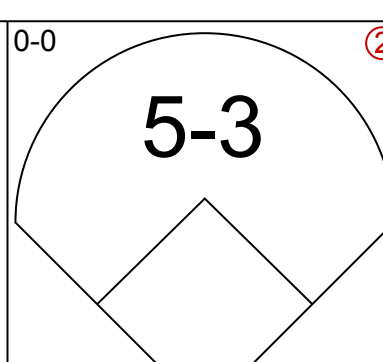
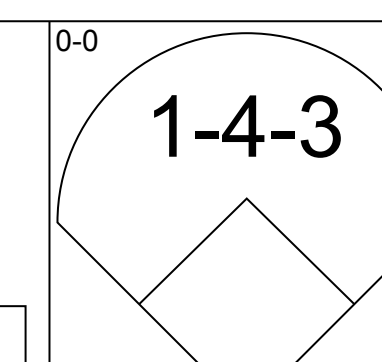
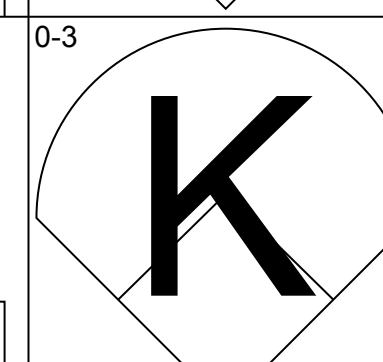
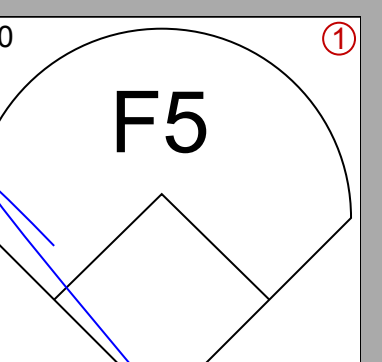
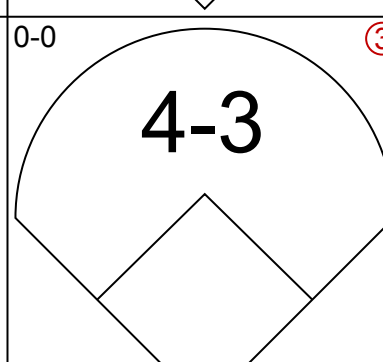
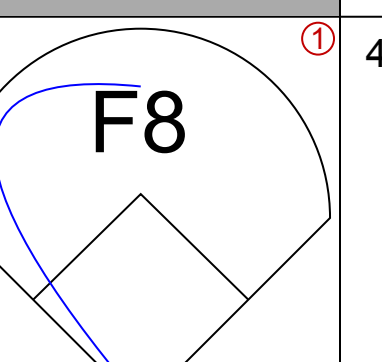
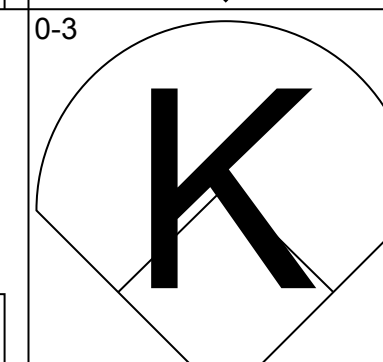
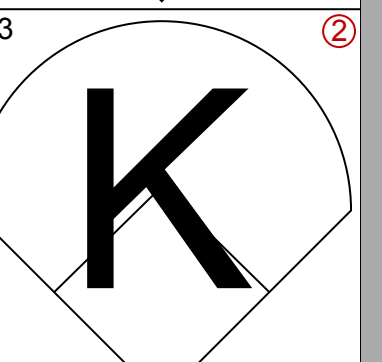
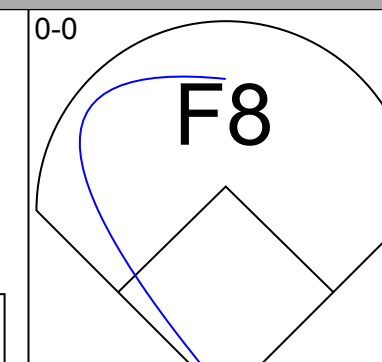
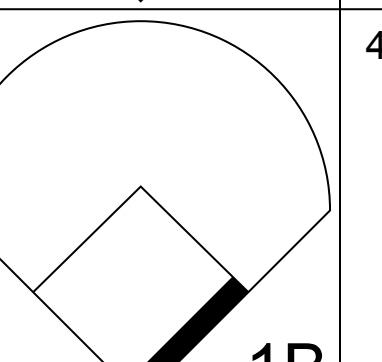
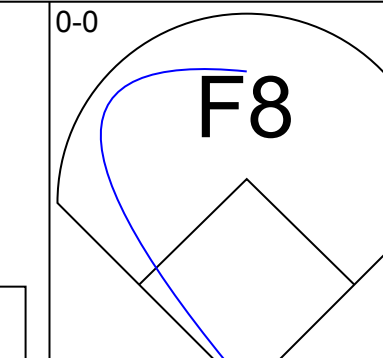
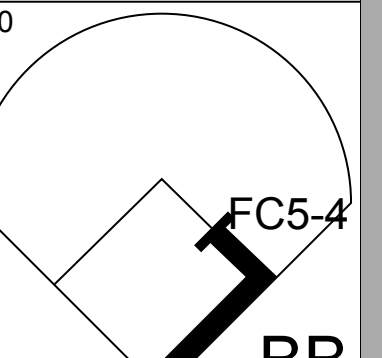
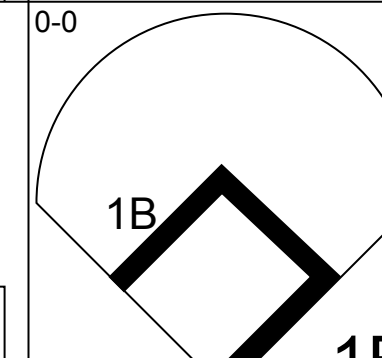
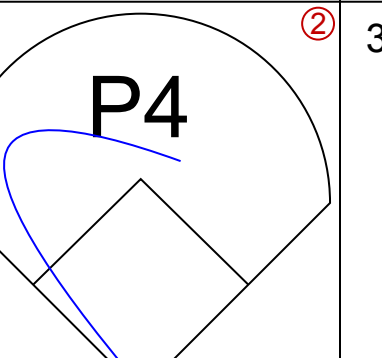
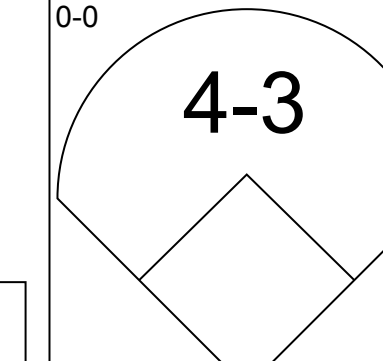
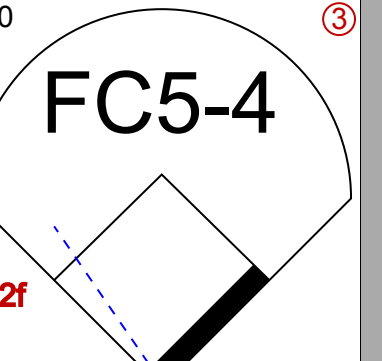
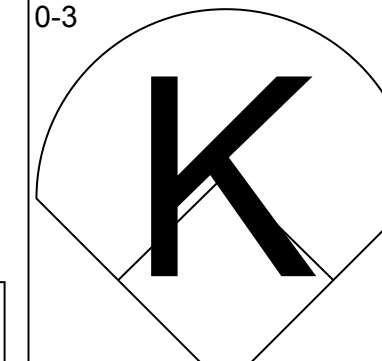
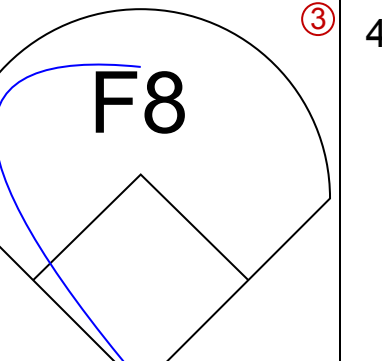
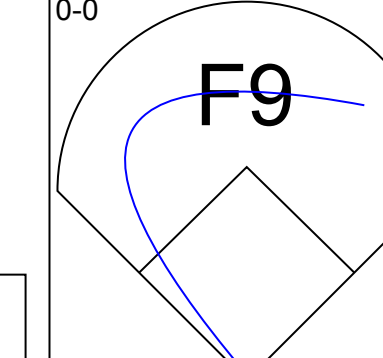
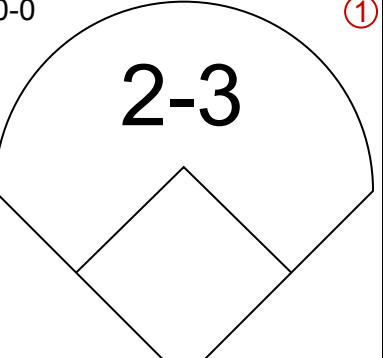
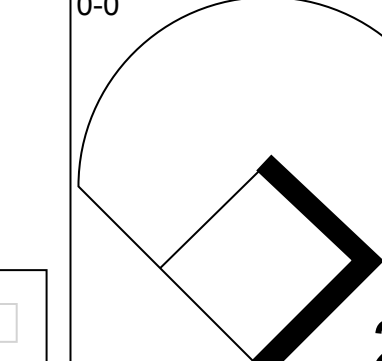
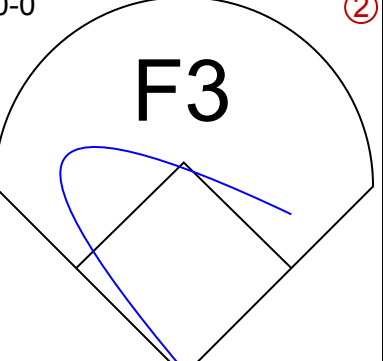
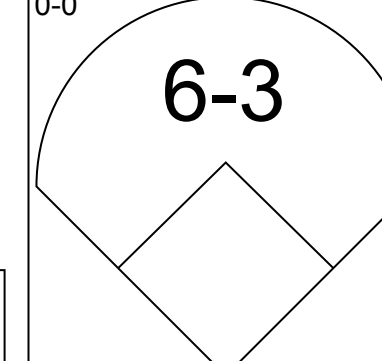
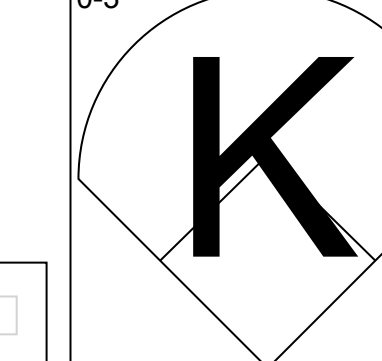
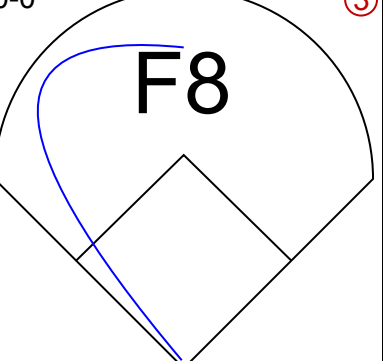
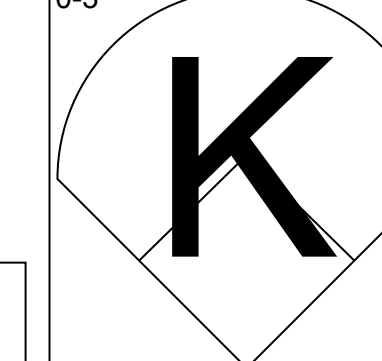
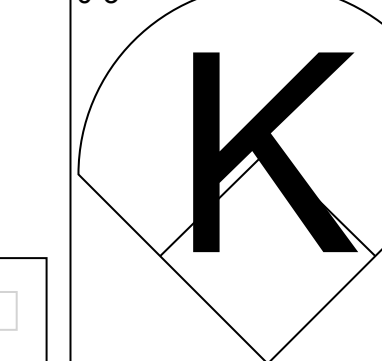
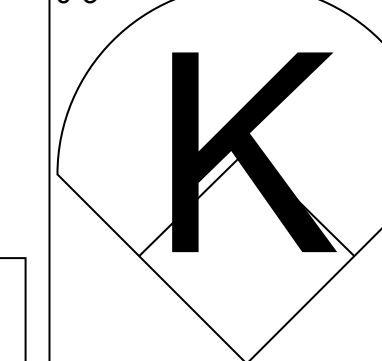
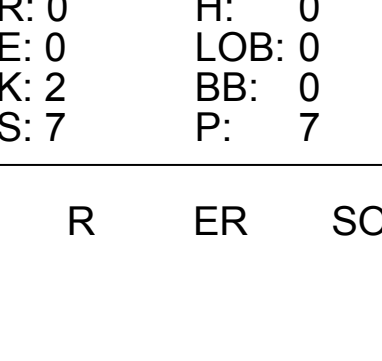
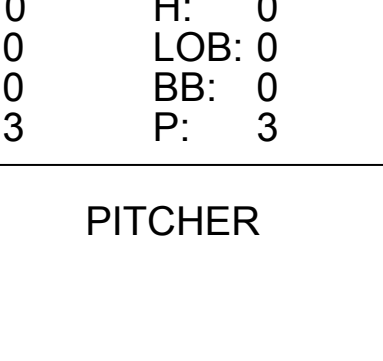
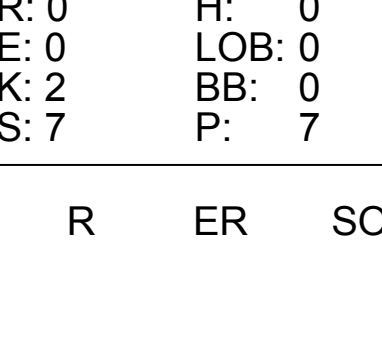
Batter	1	2	3	4	5	6	7	8	9	AB	R	H	RBI	BB	SO	LOB	BOTTOM			
Wayne Garrett, L OBP: 0.337, SLG: 0.380 (1, 5)	1B 2B	F8		SH3-4 1B		HR		F9		5	2	3	1	0	0	1				
Felix Milan, R OBP: 0.332, SLG: 0.357 (1, 4)	F5	5-3		SH3-4 1-2		F7		HR		4	1	1	1	0	0	1				
Rusty Staub, L OBP: 0.357, SLG: 0.419 (1, 9)	2B 1B		4-3	G4-6-3 BB		F5		HR		4	2	2	2	1	0	0				
John Milner, L OBP: 0.333, SLG: 0.452 (1, 3)	P3		HR	G4-6-3 1-2		4-3		K		5	1	1	1	0	1	4				
Cleon Jones, R OBP: 0.309, SLG: 0.369 (1, 7)	2B 2B		1B 1B			6-3		E6 2B		5	2	2	2	0	1	0				
Dave Schneck, L OBP: 0.222, SLG: 0.269 (1, 8)	2B		F7			F9		L9		2	1	0	0	1	0	1				
Don Hahn, R OBP: 0.288, SLG: 0.293 (6, 8)	2B IBB									1	0	0	0	0	0	1				
Jerry Grote, R OBP: 0.289, SLG: 0.317 (1, 2)	2B		1B 1B							3	0	3	2	1	0	0				
Bud Harrelson, S OBP: 0.348, SLG: 0.306 (1, 6)	G3		1B 1B			F8		K		4	0	1	1	0	1	4				
Tom Seaver, R OBP: 0.216, SLG: 0.233 (1, 1)	K		F3			P3		F9 1B WP BB		3	1	0	0	1	1	2				
<b>Inning Stats</b>	R: 4 E: 0 K: 0 S: 7	H: 4 LOB: 1 BB: 1 P: 11	R: 0 E: 0 K: 1 S: 5	H: 0 LOB: 0 BB: 0 P: 5	R: 2 E: 0 K: 0 S: 7	H: 4 LOB: 2 BB: 0 P: 7	R: 0 E: 0 K: 0 S: 3	H: 1 LOB: 1 BB: 1 P: 7	R: 0 E: 0 K: 0 S: 3	H: 0 LOB: 0 BB: 1 P: 7	R: 1 E: 0 K: 0 S: 4	H: 1 LOB: 0 BB: 0 P: 4	R: 0 E: 1 K: 1 S: 7	H: 1 LOB: 2 BB: 0 P: 7	R: 3 E: 0 K: 2 S: 9	H: 2 LOB: 0 BB: 1 P: 13	1B: 7 2B: 3 3B: 0 HR: 3	SF: 0 SAC: 1 DP: 1 HBP: 0	WP: 1 PB: 0 SB: 0 CS: 0	PA: 41
<b>PITCHER</b> Steve Blass, R ERA: 9.85 (1, 1)	IP: 0.2 WLS: L BF: 7 H: 4 R: 4 ER: 4 SO: 4 BB: 0 IBB: 0 HBP: 0 BLK: 0 WP: 0 HR: 0 S: 12 P: 10 ERA: 54.00 WHIP: 6.000															<b>PITCHER</b> John Lamb, R ERA: 6.07 (8, 1)	IP: 1.0 WLS: L BF: 6 H: 2 R: 3 ER: 3 SO: 2 BB: 1 IBB: 0 HBP: 0 BLK: 0 WP: 1 HR: 1 S: 9 P: 13 ERA: 27.00 WHIP: 3.000			
<b>PITCHER</b> Chris Zachary, R ERA: 2.35 (1, 1)	IP: 2.0 WLS: L BF: 10 H: 4 R: 2 ER: 2 SO: 1 BB: 0 IBB: 0 HBP: 0 BLK: 0 WP: 0 HR: 0 S: 12 P: 12 ERA: 9.00 WHIP: 2.000															<b>PITCHER</b> John Morjan, R ERA: 3.92 (3, 1)	IP: 1.1 WLS: L BF: 5 H: 1 R: 0 ER: 0 SO: 0 BB: 1 IBB: 0 HBP: 0 BLK: 0 WP: 0 HR: 0 S: 4 P: 8 ERA: 0.00 WHIP: 1.500			
<b>PITCHER</b> John Morjan, R ERA: 3.92 (3, 1)	IP: 1.1 WLS: L BF: 5 H: 1 R: 0 ER: 0 SO: 0 BB: 1 IBB: 0 HBP: 0 BLK: 0 WP: 0 HR: 0 S: 4 P: 8 ERA: 0.00 WHIP: 1.500															<b>PITCHER</b> Bob Johnson, R ERA: 3.84 (5, 1)	IP: 2.0 WLS: L BF: 8 H: 1 R: 1 ER: 1 SO: 0 BB: 1 IBB: 0 HBP: 0 BLK: 0 WP: 0 HR: 0 S: 7 P: 11 ERA: 4.50 WHIP: 1.000			
<b>PITCHER</b> Bob Johnson, R ERA: 3.84 (5, 1)	IP: 2.0 WLS: L BF: 8 H: 1 R: 1 ER: 1 SO: 0 BB: 1 IBB: 0 HBP: 0 BLK: 0 WP: 0 HR: 0 S: 7 P: 11 ERA: 4.50 WHIP: 1.000															<b>PITCHER</b> Jim Foor, L ERA: 6.07 (7, 1)	IP: 1.0 WLS: L BF: 5 H: 1 R: 0 ER: 0 SO: 1 BB: 0 IBB: 0 HBP: 0 BLK: 0 WP: 0 HR: 0 S: 7 P: 7 ERA: 0.00 WHIP: 1.000			

Pittsburgh Pirates @ New York Mets  
Shea Stadium, Flushing, NY  
Fri Sep 21 1973, 7:05 PM EDT  
Att: 51,381 - Unknown

AB	36
R	10
H	13
RBI	10
BB	4
SO	4
LOB	14



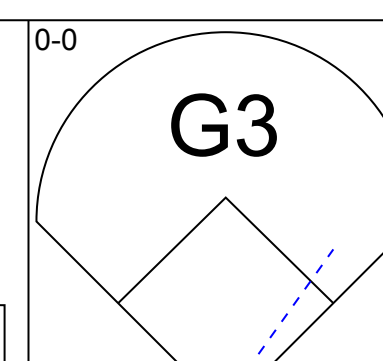
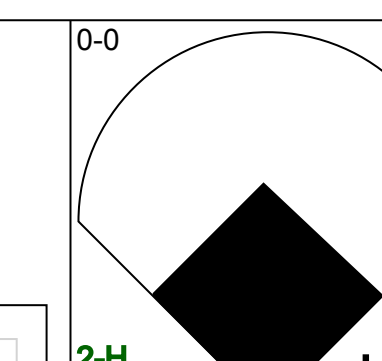
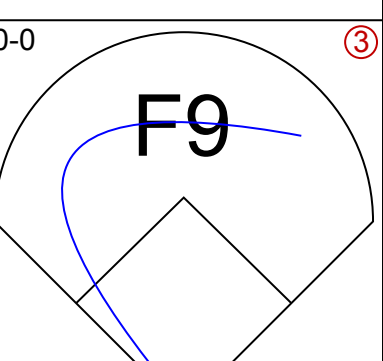
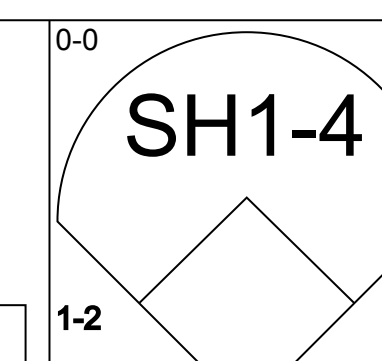
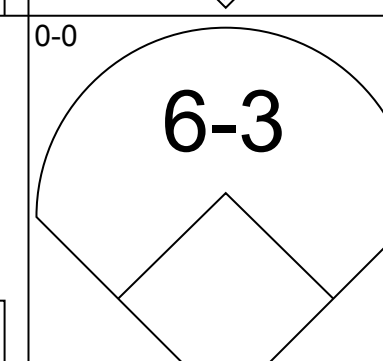
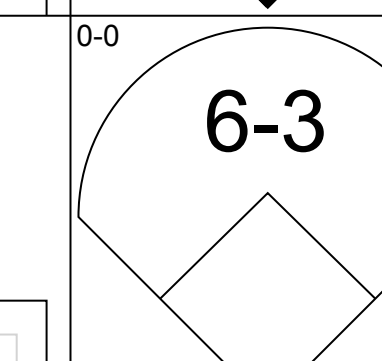
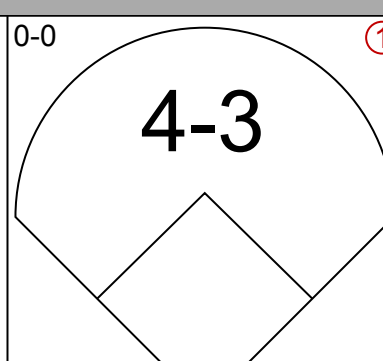
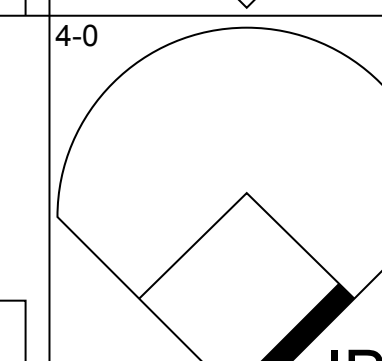
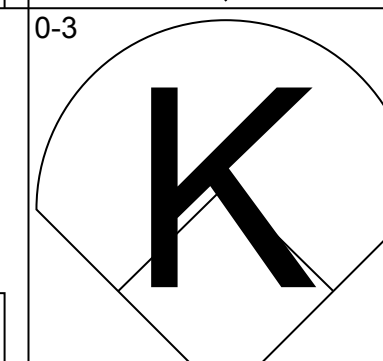
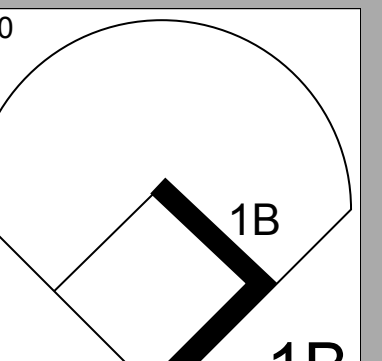
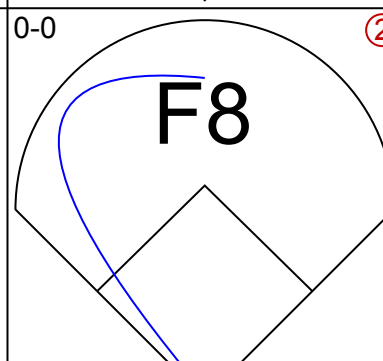
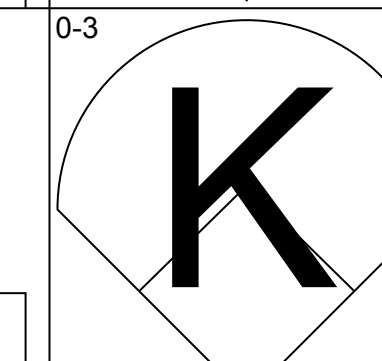
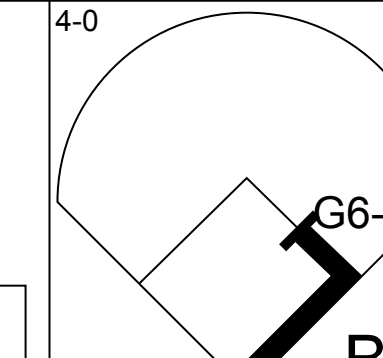
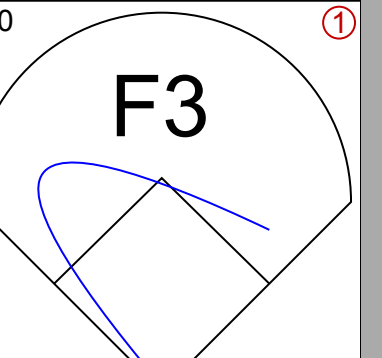
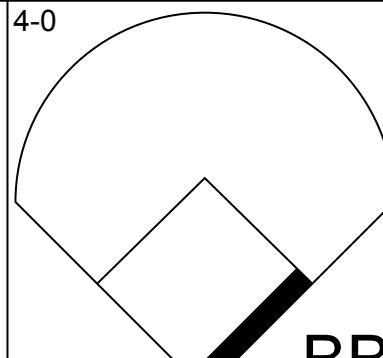
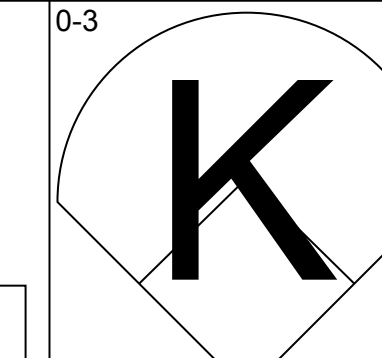
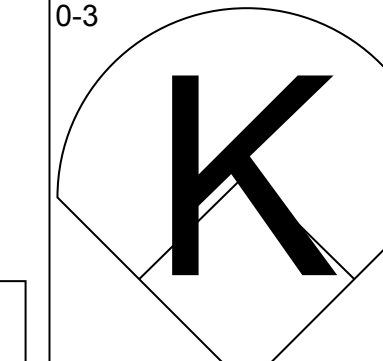
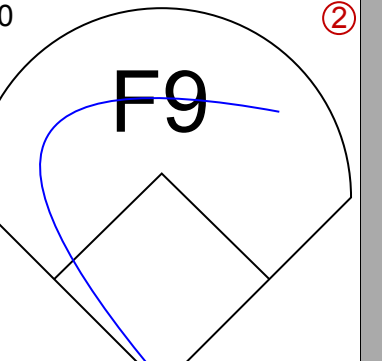
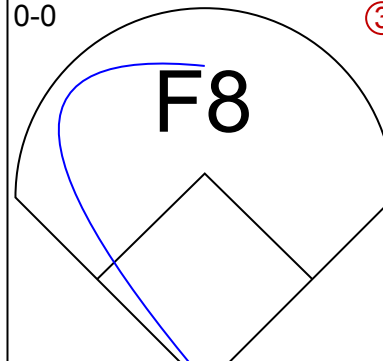

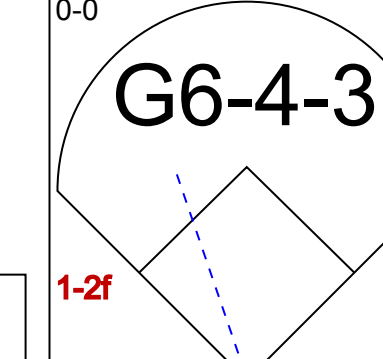
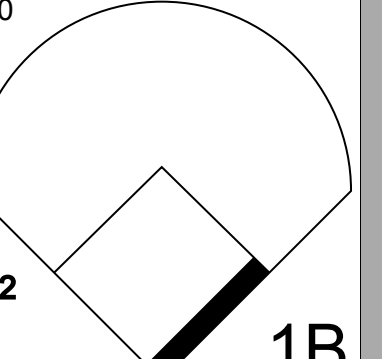
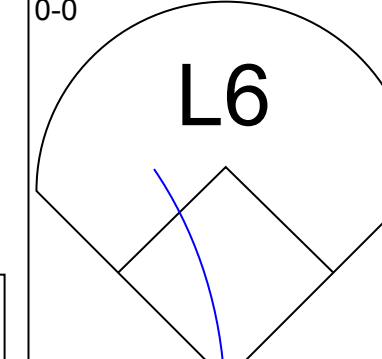
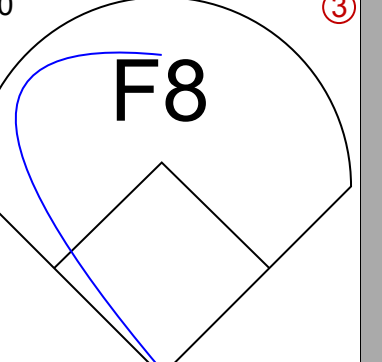
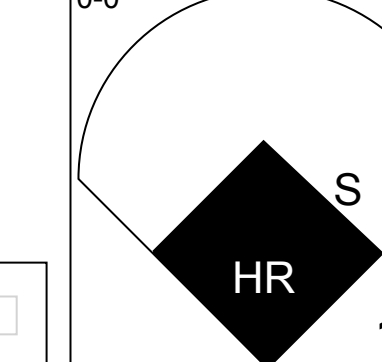
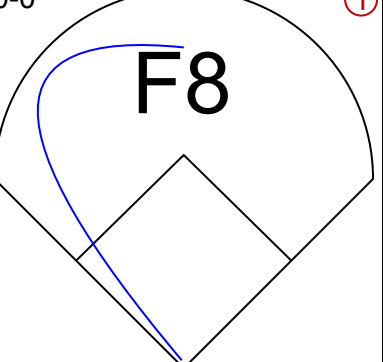
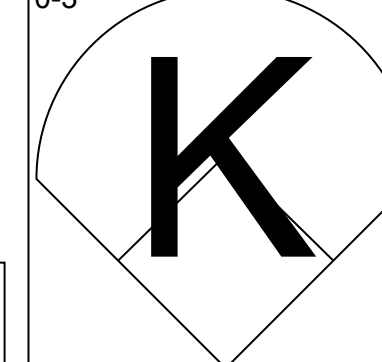

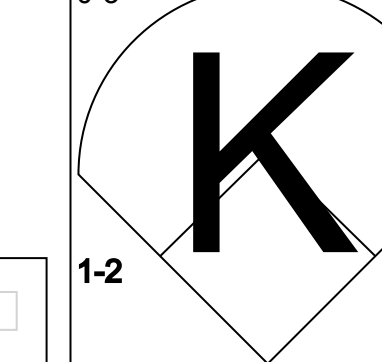
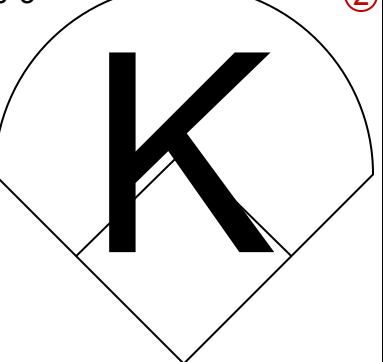

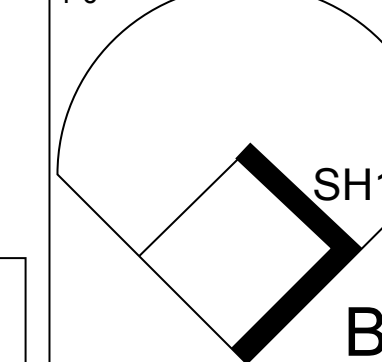
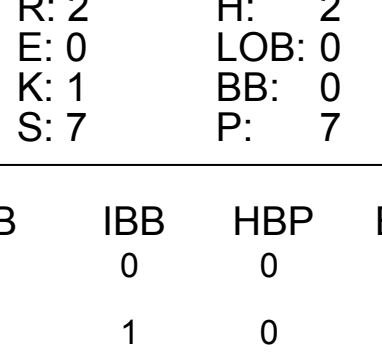
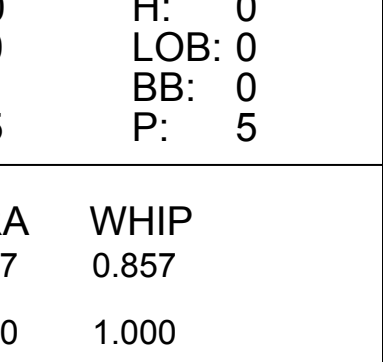
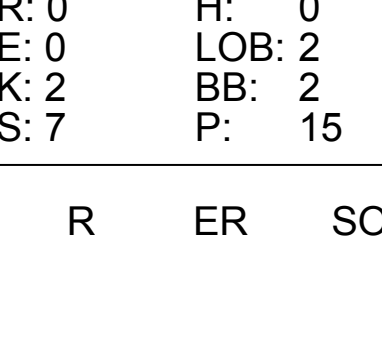


Batter	1	2	3	4	5	6	7	8	9	AB	R	H	RBI	BB	SO	LOB	TOP		
<b>Lou Brock, L</b> (1, 7) OBP: 0.360, SLG: 0.384										4	0	0	0	0	1	1			
<b>Ted Sizemore, R</b> (1, 4) OBP: 0.357, SLG: 0.325										4	0	0	0	0	1	0			
<b>Tommie Agee, R</b> (1, 8) OBP: 0.286, SLG: 0.398										4	0	1	0	0	2	0			
<b>Ted Simmons, S</b> (1, 2) OBP: 0.366, SLG: 0.433										3	0	1	0	1	0	1			
<b>Joe Torre, R</b> (1, 3) OBP: 0.377, SLG: 0.404										4	0	0	0	0	1	3			
<b>Luis Melendez, R</b> (1, 9) OBP: 0.317, SLG: 0.332										3	0	1	0	0	0	0			
<b>Ken Reitz, R</b> (1, 5) OBP: 0.256, SLG: 0.338										3	0	1	0	0	0	2			
<b>Mike Tyson, R</b> (1, 6) OBP: 0.276, SLG: 0.295										3	0	0	0	0	2	1			
<b>Reggie Cleveland, R</b> (1, 1) OBP: 0.276, SLG: 0.292										2	0	0	0	0	1	1			
<b>Tom Heintzelman, R</b> (8, PH) OBP: 0.356, SLG: 0.256										1	0	0	0	0	1	0			
<b>Al Hrabosky, R</b> (8, 1)										0	0	0	0	0	0	0			
<b>Inning Stats</b>	R: 0 H: 0 E: 0 K: 3 S: 9	H: 0 LOB: 0 BB: 0 P: 9	R: 0 H: 0 E: 0 K: 0 S: 3	H: 0 LOB: 0 BB: 0 P: 3	R: 0 H: 1 E: 0 K: 2 S: 8	H: 1 LOB: 1 BB: 0 P: 8	R: 0 H: 0 E: 0 K: 1 S: 5	H: 0 LOB: 1 BB: 1 P: 9	R: 0 H: 0 E: 0 K: 0 S: 3	H: 0 LOB: 0 BB: 0 P: 3	R: 0 H: 2 E: 0 K: 1 S: 7	H: 2 LOB: 2 BB: 0 P: 7	R: 0 H: 0 E: 0 K: 2 S: 7	H: 0 LOB: 0 BB: 0 P: 7	R: 0 H: 1 E: 0 K: 0 S: 4	H: 1 LOB: 1 BB: 0 P: 4	1B: 3 2B: 1 3B: 0 HR: 0	SF: 0 SAC: 0 DP: 0 HBP: 0	WP: 0 PA: 32 PB: 0 SB: 0 CS: 0
<b>PITCHER</b> <b>Jon Matlack, L</b> (1, 1) ERA: 3.27	IP: 9.0 WLS: W BF: 32 H: 4 R: 0 ER: 0 SO: 9 BB: 1 IBB: 0 HBP: 0 BLK: 0 WP: 0 HR: 0 S: 49 P: 53 ERA: 0.00 WHIP: 0.556															<b>PITCHER</b> IP: WLS: BF: H: R: ER: SO: BB: IBB: HBP: BLK: WP: HR: S: P: ERA: WHIP:			

St. Louis Cardinals @ New York Mets  
Shea Stadium, Flushing, NY  
Sat Sep 22 1973, 3:33 AM EDT  
Att: 24,251 - Unknown

AB 31  
R 0  
H 4  
RBI 0  
BB 1  
SO 9  
LOB 9



Batter	1	2	3	4	5	6	7	8	9	AB	R	H	RBI	BB	SO	LOB	BOTTOM		
<b>Wayne Garrett, L</b> (1, 5) OBP: 0.337, SLG: 0.386										3	1	1	2	0	0	0			
<b>Felix Milan, R</b> (1, 4) OBP: 0.331, SLG: 0.356										3	0	0	0	1	0	0			
<b>Rusty Staub, L</b> (1, 9) OBP: 0.356, SLG: 0.418										4	0	1	0	0	2	2			
<b>John Milner, L</b> (1, 3) OBP: 0.334, SLG: 0.450										2	0	0	0	2	1	3			
<b>Cleon Jones, R</b> (1, 7) OBP: 0.307, SLG: 0.366										3	0	0	0	0	1	3			
<b>Dave Schneck, L</b> (1, 8) OBP: 0.233, SLG: 0.276										3	0	1	0	0	0	1			
<b>Don Hahn, R</b> (8, 8) OBP: 0.288, SLG: 0.293										0	0	0	0	0	0	0			
<b>Jerry Grote, R</b> (1, 2) OBP: 0.286, SLG: 0.313										3	0	0	0	0	1	2			
<b>Bud Harrelson, S</b> (1, 6) OBP: 0.348, SLG: 0.307										3	1	1	0	0	1	0			
<b>Jon Matlack, L</b> (1, 1) OBP: 0.276, SLG: 0.141										2	0	0	0	1	2	1			
<b>Inning Stats</b>	R: 0 H: 0 E: 0 K: 1 S: 5	H: 0 LOB: 0 BB: 1 P: 5	R: 0 H: 0 E: 0 K: 1 S: 4	H: 0 LOB: 1 BB: 1 P: 8	R: 2 H: 2 E: 0 K: 1 S: 7	H: 2 LOB: 0 BB: 0 P: 7	R: 0 H: 2 E: 0 K: 0 S: 5	H: 2 LOB: 2 BB: 0 P: 5	R: 0 H: 0 E: 0 K: 1 S: 5	H: 0 LOB: 0 BB: 0 P: 5	R: 0 H: 0 E: 0 K: 0 S: 3	H: 0 LOB: 1 BB: 1 P: 7	R: 0 H: 0 E: 0 K: 2 S: 7	H: 0 LOB: 0 BB: 0 P: 7	R: 0 H: 0 E: 0 K: 2 S: 7	H: 0 LOB: 2 BB: 2 P: 15	1B: 3 2B: 0 3B: 0 HR: 1	SF: 0 SAC: 1 DP: 1 HBP: 0	WP: 0 PA: 31 PB: 0 SB: 1 CS: 0
<b>PITCHER</b> <b>Reggie Cleveland, R</b> (1, 1) ERA: 3.14	IP: 7.0 WLS: L BF: 26 H: 4 R: 2 ER: 2 SO: 6 BB: 2 IBB: 0 HBP: 0 BLK: 0 WP: 0 HR: 1 S: 36 P: 44 ERA: 2.57 WHIP: 0.857															<b>PITCHER</b> IP: WLS: BF: H: R: ER: SO: BB: IBB: HBP: BLK: WP: HR: S: P: ERA: WHIP:			
<b>Al Hrabosky, L</b> (8, 1) ERA: 1.8	IP: 1.0 WLS: L BF: 5 H: 0 R: 0 ER: 0 SO: 2 BB: 1 IBB: 1 HBP: 0 BLK: 0 WP: 0 HR: 0 S: 7 P: 15 ERA: 0.00 WHIP: 1.000															<b>PITCHER</b> IP: WLS: BF: H: R: ER: SO: BB: IBB: HBP: BLK: WP: HR: S: P: ERA: WHIP:			

St. Louis Cardinals @ New York Mets  
Shea Stadium, Flushing, NY  
Sat Sep 22 1973, 3:33 AM EDT  
Att: 24,251 - Unknown

AB 26  
R 2  
H 4  
RBI 2  
BB 4  
SO 8  
LOB 12









Batter	1	2	3	4	5	6	7	8	9	AB	R	H	RBI	BB	SO	LOB	TOP					
<b>Felipe Alou, R</b> OBP: 0.255, SLG: 0.320 (1, 7)	0-0 6-3		0-0 6-3			0-0 F8	0-0 F7			4	0	0	0	0	0	3	<b>Montreal Expos @ New York Mets</b> Shea Stadium, Flushing, NY Tue Sep 25 1973, 7:05 PM EDT Att: 43,805 - Unknown					
<b>Ron Woods, R</b> OBP: 0.345, SLG: 0.312 (1, 8)	0-0 6-3			0-0 F3		0-0 CS S E 1B		0-0 FC1-5 BB 1B		4	1	2	0	0	0							
<b>Bob Bailey, R</b> OBP: 0.362, SLG: 0.493 (1, 5)	0-3 K			0-0 L6		4-0 CS BB 1-2		4-0 FC1-5 BB 1-2		2	0	0	0	2	1	0						
<b>Hal Breedren, R</b> OBP: 0.351, SLG: 0.531 (1, 3)		0-0 F8		0-3 K		0-0 E5 1-2 2H		0-0 FC1-5 1-2 2-3f		4	0	0	0	0	1	3						
<b>Ken Singleton, S</b> OBP: 0.423, SLG: 0.480 (1, 9)		4-0 G4-3 BB			0-3 K	0-3 K		0-0 P6		3	0	0	0	1	2	3						
<b>John Boccabella, R</b> OBP: 0.276, SLG: 0.312 (1, 2)	0-0 G4-3 1-2f				0-0 1B			0-0 5-3	0-0 6-3	4	0	1	0	0	0	3						
<b>Tim Foli, R</b> OBP: 0.285, SLG: 0.281 (1, 6)			0-0 6-3		0-0 F7		0-0 F7		0-0 F7	4	0	0	0	0	0	1						
<b>Pepe Frias, R</b> OBP: 0.266, SLG: 0.287 (1, 4)			0-0 2B		0-0 FC6-4 1B		0-0 1B		0-0 5-3	4	0	3	0	0	0	0						
<b>Steve Rogers, R</b> OBP: 0.186, SLG: 0.128 (1, 1)			0-0 6-3		0-0 FC6-4 1-2f		0-0 1B		0-0 F5	2	0	0	0	0	0	3						
<b>Jose Morales, R</b> OBP: 0.316, SLG: 0.353 (7, PH)										1	0	1	0	0	0	0						
<b>Tony Scott, S</b> OBP: 0.241 (7, PR)										0	0	0	0	0	0	0						
<b>Mike Marshall, R</b> OBP: 0.290, SLG: 0.241 (7, 1)										0	0	0	0	0	0	0						
<b>Ron Fairly, L</b> OBP: 0.423, SLG: 0.463 (9, PH)										1	0	0	0	0	0	0						
<b>Inning Stats</b>	R: 0 E: 0 K: 1 S: 5	H: 0 LOB: 0 BB: 0 P: 5	R: 0 E: 0 K: 0 S: 2	H: 0 LOB: 0 BB: 1 P: 6	R: 0 E: 0 K: 0 S: 4	H: 1 LOB: 1 BB: 0 P: 4	R: 0 E: 0 K: 1 S: 5	H: 0 LOB: 0 BB: 0 P: 5	R: 0 E: 0 K: 1 S: 7	H: 2 LOB: 2 BB: 0 P: 7	R: 1 E: 1 K: 1 S: 6	H: 1 LOB: 1 BB: 1 P: 10	R: 0 E: 0 K: 0 S: 5	H: 2 LOB: 2 BB: 0 P: 5	R: 0 E: 0 K: 0 S: 4	H: 1 LOB: 2 BB: 1 P: 8	R: 0 E: 0 K: 0 S: 3	H: 0 LOB: 0 BB: 0 P: 3	1B: 6 2B: 1 3B: 0 HR: 0	SF: 0 SAC: 0 DP: 1 HBP: 0	WP: 0 PB: 0 SB: 1 CS: 2	PA: 36
<b>PITCHER</b>	IP WLS BF H R ER SO BB IBB HBP BLK WP HR S P ERA WHIP																					
<b>Jerry Koosman, L</b> ERA: 2.94 (1, 1)	6.2 W 27 6 1 0 4 2 0 0 0 0 0 33 41 0.00 1.200																					
<b>Tug McGraw, L</b> ERA: 3.92 (7, 1)	2.1 S 9 1 0 0 0 1 0 0 0 0 0 8 12 0.00 0.857																					

AB 33  
R 1  
H 7  
RBI 0  
BB 3  
SO 4  
LOB 16



Batter	1	2	3	4	5	6	7	8	9	AB	R	H	RBI	BB	SO	LOB	BOTTOM			
<b>Wayne Garrett, L</b> OBP: 0.342, SLG: 0.393 (1, 5)	0-0 P6		0-0 F8		0-0 1B		0-0 1B			4	0	2	0	0	0	0	<b>Montreal Expos @ New York Mets</b> Shea Stadium, Flushing, NY Tue Sep 25 1973, 7:05 PM EDT Att: 43,805 - Unknown			
<b>Felix Milten, R</b> OBP: 0.332, SLG: 0.354 (1, 4)	0-0 5-3		0-0 5-3		0-0 SF7		0-0 G5-3			3	0	0	1	0	0	2				
<b>Rusty Staub, L</b> OBP: 0.358, SLG: 0.417 (1, 9)	0-0 1B		0-0 F8		0-0 6-3			0-0 6-3		4	0	1	0	0	0	1				
<b>John Milner, L</b> OBP: 0.330, SLG: 0.442 (1, 3)	0-3 K			4-0 BB BB		0-0 4-3		0-3 K		3	0	0	0	1	2	1				
<b>Cleon Jones, R</b> OBP: 0.314, SLG: 0.386 (1, 7)		0-0 F7		4-0 G6-4-3 BB 1-2		0-0 HR		4-0 2B BB		2	1	1	1	2	0	0				
<b>Dave Schneck, L</b> OBP: 0.212, SLG: 0.250 (1, 8)		0-0 4-3		0-0 P3		0-0 4-3		0-0 2B		3	0	0	0	0	0	2				
<b>Don Hahn, R</b> OBP: 0.290, SLG: 0.296 (7, 8)					0-0 P3			0-0 1H 2B		1	0	1	0	0	0	0				
<b>Jerry Grote, R</b> OBP: 0.286, SLG: 0.316 (1, 2)		0-0 2B		0-0 G6-4-3 1-2f		0-0 4-3				3	0	1	0	0	0	2				
<b>Bud Harrelson, S</b> OBP: 0.350, SLG: 0.307 (1, 6)		4-0 IBB			0-0 1B SH3-4 SF7 1B		0-0 F7			2	1	1	0	1	0	0				
<b>Jerry Koosman, R</b> OBP: 0.132, SLG: 0.122 (1, 1)		0-0 P6			0-0 SH3-4		4-0 G5-3 1B			1	0	0	0	0	0	2				
<b>Tug McGraw, R</b> OBP: 0.231, SLG: 0.167 (7, 1)										0	0	0	0	1	0	0				
<b>Inning Stats</b>	R: 0 E: 0 K: 1 S: 6	H: 1 LOB: 1 BB: 0 P: 6	R: 0 E: 0 K: 0 S: 4	H: 1 LOB: 2 BB: 1 P: 8	R: 0 E: 0 K: 0 S: 3	H: 0 LOB: 0 BB: 0 P: 3	R: 0 E: 0 K: 0 S: 2	H: 0 LOB: 1 BB: 2 P: 10	R: 1 E: 0 K: 0 S: 5	H: 2 LOB: 1 BB: 0 P: 5	R: 1 E: 0 K: 0 S: 4	H: 1 LOB: 0 BB: 0 P: 4	R: 0 E: 0 K: 0 S: 3	H: 1 LOB: 1 BB: 1 P: 7	R: 0 E: 0 K: 1 S: 5	H: 1 LOB: 2 BB: 1 P: 9	1B: 4 2B: 2 3B: 0 HR: 1	SF: 1 SAC: 1 DP: 2 HBP: 0	WP: 0 PB: 0 SB: 0 CS: 0	PA: 33
<b>PITCHER</b>	IP WLS BF H R ER SO BB IBB HBP BLK WP HR S P ERA WHIP																			
<b>Steve Rogers, R</b> ERA: 1.4 (1, 1)	6.0 L 25 5 2 2 1 2 0 0 0 0 0 24 36 3.00 1.167																			
<b>Mike Marshall, R</b> ERA: 2.86 (7, 1)	2.0 8 2 0 0 1 2 0 0 0 0 0 8 16 0.00 2.000																			

AB 26  
R 2  
H 7  
RBI 2  
BB 5  
SO 2  
LOB 10





Batter	1	2	3	4	5	6	7	8	9	AB	R	H	RBI	BB	SO	LOB	TOP																
Mike Jorgensen, L (1, 3) OBP: 0.338, SLG: 0.339	4-0 2B 1-4-3 BB	0-0 E4 FC3-6		4-0 4-3 WP BB		0-0 1B		0-0 F8		3	1	1	0	2	0	0																	
Larry Lintz, S (1, 4) OBP: 0.352, SLG: 0.259	0-0 1-4-3 BB	0-0 FC3-6 SF8		0-0 4-3		0-0 1B		0-3 K		5	2	2	0	0	1	2																	
Ron Fairly, L (1, 7) OBP: 0.422, SLG: 0.461	0-0 1-4-3	0-0 E9		0-0 G3		0-0 P6				4	0	1	1	0	0	4																	
Ron Woods, R (6, 7) OBP: 0.347, SLG: 0.314	0-0 1-4-3	0-0 E9		0-0 G3		0-0 P6				1	1	1	0	0	0	0																	
Ken Singleton, S (1, 9) OBP: 0.423, SLG: 0.477	4-0 BB 1B BB	4-0 1B		0-3 K				0-0 1-3		3	1	0	0	2	1	2																	
Jim Lyttle, L (1, 8) OBP: 0.303, SLG: 0.426	4-0 1B IBB	0-0 SF8				0-0 F7		0-0 HR		2	2	1	1	1	0	0																	
Felipe Alou, R (9, PH) OBP: 0.257, SLG: 0.322	1-2 1B IBB	3-H K				0-0 4-3		0-3 HR		4	1	1	3	1	2	3																	
Bob Bailey, R (1, 5) OBP: 0.382, SLG: 0.497	4-0 1B BB	0-3 K				0-0 4-3		1-H HR		4	1	1	3	1	2	3																	
John Boccabella, R (1, 2) OBP: 0.275, SLG: 0.309	0-0 F9			0-0 6-3		0-0 F8		0-0 5-3		4	0	0	0	0	0	3																	
Tim Foli, R (1, 6) OBP: 0.285, SLG: 0.281	0-0 1-2 2-H 3-H 1B			0-0 F9		0-0 F7		0-0 F7		4	0	1	2	0	0	0																	
Balor Moore, L (1, 1) OBP: 0.123, SLG: 0.075	0-3 K			0-0 F8		0-0 F7		0-0 6-3		1	0	0	0	0	1	2																	
Jose Morales, R (3, PH) OBP: 0.300, SLG: 0.333				0-0 F8						1	0	0	0	0	0	0																	
Bill Stoneman, R (3, 1) OBP: 0.200, SLG: 0.050				0-0 F8						0	0	0	0	0	0	0																	
Boots Day, L (6, PH) OBP: 0.344, SLG: 0.369				0-0 F8						1	0	0	0	0	0	0																	
Mike Marshall, R (6, 1) OBP: 0.281, SLG: 0.233				0-0 F8						1	0	0	0	0	0	0																	
<b>Inning Stats</b>	R: 4 E: 0 K: 1 S: 7	H: 2 LOB: 2 BB: 4 P: 23	R: 1 E: 2 K: 1 S: 7	H: 1 LOB: 2 BB: 1 P: 11	R: 0 E: 0 K: 0 S: 3	H: 0 LOB: 0 BB: 0 P: 3	R: 0 E: 0 K: 1 S: 5	H: 0 LOB: 1 BB: 1 P: 9	R: 0 E: 0 K: 0 S: 3	H: 0 LOB: 0 BB: 0 P: 3	R: 0 E: 0 K: 0 S: 5	H: 2 LOB: 2 BB: 0 P: 5	R: 2 E: 0 K: 0 S: 5	H: 2 LOB: 0 BB: 0 P: 5	R: 0 E: 0 K: 1 S: 5	H: 0 LOB: 0 BB: 0 P: 5	R: 1 E: 0 K: 1 S: 6	H: 2 LOB: 0 BB: 0 P: 6	1B: 7 2B: 1 3B: 0 HR: 1	SF: 1 SAC: 0 DP: 0 HBP: 0	WP: 1 PB: 1 SB: 1 CS: 1	PA: 42											
<b>PITCHER</b>	IP WLS BF H R ER SO BB IBB HBP BLK WP HR S P ERA WHIP																																
Tom Seaver, R (1, 1) ERA: 2.0	2.0	15	3	5	4	2	3	2	0	0	0	0	0	14	34	18.00	3.000																
Ray Sadecki, L (3, 1) ERA: 3.39	2.0	7	0	0	0	1	1	0	0	0	0	1	0	8	12	0.00	0.500																
Harry Parker, R (5, 1) ERA: 3.35	3.0	L	13	4	2	2	0	0	0	0	0	0	1	13	13	6.00	1.333																
Bob Miller, R (8, 1) ERA: 3.67	1.0	3	0	0	0	1	0	0	0	0	0	0	0	5	5	0.00	0.000																
Tug McCraw, L (9, 1) ERA: 3.97	1.0	4	2	1	1	1	0	0	0	0	0	0	0	6	6	9.00	2.000																
<b>Batter</b>	<b>1</b>	<b>2</b>	<b>3</b>	<b>4</b>	<b>5</b>	<b>6</b>	<b>7</b>	<b>8</b>	<b>9</b>	<b>AB</b>	<b>R</b>	<b>H</b>	<b>RBI</b>	<b>BB</b>	<b>SO</b>	<b>LOB</b>	<b>BOTTOM</b>																
Wayne Garrett, L (1, 5) OBP: 0.342, SLG: 0.398	0-0 E4 FC6	0-0 HR		0-3 K		0-0 SH3-4		0-0 1-3		4	1	1	3	0	1	3																	
Felix Milan, R (1, 4) OBP: 0.331, SLG: 0.352	0-0 FC6 1-2	0-0 F9				0-0 6-3		0-3 K		4	1	0	0	0	1	2																	
Rusty Staub, L (1, 9) OBP: 0.356, SLG: 0.415	0-0 FC2-6 1-2			0-0 F9		0-0 1-3		0-0 4-3		5	0	1	0	0	0	3																	
Cleon Jones, R (1, 7) OBP: 0.312, SLG: 0.381	0-0 6-3			0-3 K		0-0 1B 1B BB		0-0 1-3		4	0	0	0	1	1	2																	
John Milner, L (1, 3) OBP: 0.329, SLG: 0.438		4-0 BB 1B BB		0-3 K		0-0 F8		0-0 F5		4	1	0	0	1	2	3																	
Jerry Grote, R (1, 2) OBP: 0.288, SLG: 0.319		0-0 F9		0-0 SH2-4 1B		0-0 1B 1-2 2-H 1B		0-0 4-3		4	0	2	1	0	0	1																	
Don Hahn, R (1, 8) OBP: 0.290, SLG: 0.296		0-3 K		0-0 SH2-4		0-0 FC4-6 1B		0-0 P4		3	0	1	0	0	1	1																	
Bud Harrelson, S (1, 6) OBP: 0.354, SLG: 0.311		4-0 1B HR BB		4-0 BB		4-0 FC4-6 1-2		0-0 2B		2	1	1	0	2	0	3																	
Tom Seaver, R (1, 1) ERA: 2.16, SLG: 0.233	2.0	11	2	4	4	1	2	0	0	0	0	0	0	0	0	0																	
Lute Starnes, R (2, PH) ERA: 4.52	3.0	15	3	1	1	3	2	0	1	0	0	0	18	27	3.00	1.667																	
Ray Sadecki, L (3, 1) ERA: 6.87	4.0	W	15	3	0	0	0	0	0	0	0	0	21	21	0.00	0.750																	
Ed Kranenbush, R (4, PH) ERA: 6.87																																	
Harry Parker, R (5, 1) ERA: 6.87																																	
Bob Miller, R (8, 1) ERA: 3.67																																	
Ken Boswell, L (9, PH) ERA: 3.97																																	
Tug McCraw, R (9, 1) ERA: 3.97																																	
<b>Inning Stats</b>	R: 0 E: 1 K: 0 S: 4	H: 0 LOB: 1 BB: 0 P: 4	R: 4 E: 0 K: 1 S: 7	H: 2 LOB: 0 BB: 2 P: 15	R: 0 E: 0 K: 2 S: 7	H: 0 LOB: 0 BB: 0 P: 7	R: 0 E: 0 K: 1 S: 6	H: 1 LOB: 2 BB: 1 P: 10	R: 1 E: 0 K: 0 S: 5	H: 2 LOB: 3 BB: 1 P: 10	R: 0 E: 0 K: 0 S: 4	H: 1 LOB: 1 BB: 0 P: 4	R: 0 E: 0 K: 0 S: 3	H: 0 LOB: 0 BB: 0 P: 3	R: 0 E: 0 K: 1 S: 6	H: 1 LOB: 1 BB: 0 P: 6	R: 0 E: 0 K: 2 S: 8	H: 1 LOB: 1 BB: 0 P: 8	1B: 6 2B: 1 3B: 0 HR: 1	SF: 0 SAC: 2 DP: 0 HBP: 1	WP: 0 PB: 0 SB: 0 CS: 0	PA: 41											
<b>PITCHER</b>	IP WLS BF H R ER SO BB IBB HBP BLK WP HR S P ERA WHIP																																
Balor Moore, L (1, 1) ERA: 4.52	2.0	15	3	1	1	3	2	0	1	0	0	0	18	27	3.00	1.667																	
Bill Stoneman, R (3, 1) ERA: 6.87	3.0	15	3	1	1	3	2	0	1	0	0	0	18	27	3.00	1.667																	
Mike Marshall, R (6, 1) ERA: 2.79	4.0	W	15	3	0	0	0	0	0	0	0	0	21	21	0.00	0.750																	

Montreal Expos @ New York Mets  
Shea Stadium, Flushing, NY  
Wed Sep 26 1973, 7:05 PM EDT  
Att: 30,953 - Unknown

AB	35
R	8
H	9
RBI	8
BB	6
SO	5
LOB	16



Montreal Expos @ New York Mets  
Shea Stadium, Flushing, NY  
Wed Sep 26 1973, 7:05 PM EDT  
Att: 30,953 - Unknown

AB	34
R	5
H	8
RBI	5
BB	4
SO	7
LOB	21





Batter	1	2	3	4	5	6	7	8	9	AB	R	H	RBI	BB	SO	LOB	TOP		
Wayne Garrett, L (1,5) OBP: 0.343, SLG: 0.398										2	0	1	0	1	0	0	<b>New York Mets @ Chicago Cubs</b> Wrigley Field, Chicago, IL Sun Sep 30 1973, 3:33 AM CDT Cloudy		
Felix Milten, R (1,4) OBP: 0.330, SLG: 0.351										4	0	1	0	0	0	4			
Rusty Staub, L (1,9) OBP: 0.356, SLG: 0.414										4	0	1	0	0	1	3			
John Milner, L (1,3) OBP: 0.328, SLG: 0.436										4	0	1	0	0	0	1			
Cleon Jones, R (1,7) OBP: 0.313, SLG: 0.381										3	0	1	0	0	0	1			
Dave Schneck, L (1,8) OBP: 0.216, SLG: 0.250										4	0	1	0	0	1	2			
Jerry Grote, R (1,2) OBP: 0.354, SLG: 0.319										3	0	1	0	0	0	1			
Ken Boswell, L (0, PH) OBP: 0.303, SLG: 0.318										0	0	0	0	1	0	0			
Bud Harrelson, S (1,6) OBP: 0.354, SLG: 0.311										3	0	1	0	0	0	2			
Ed Kranepool, L (0, PH) OBP: 0.310, SLG: 0.306										1	0	0	0	0	0	2			
Jon Matlack, L (1,1) OBP: 0.282, SLG: 0.138										1	0	0	0	1	1	0			
<b>Inning Stats</b>	R: 0 E: 0 K: 0 S: 3	H: 1 LOB: 0 BB: 0 P: 3	R: 0 E: 0 K: 0 S: 5	H: 2 LOB: 2 BB: 0 P: 5	R: 0 E: 0 K: 1 S: 6	H: 1 LOB: 1 BB: 0 P: 6	R: 0 E: 1 K: 0 S: 4	H: 0 LOB: 1 BB: 0 P: 4	R: 0 E: 0 K: 0 S: 3	H: 0 LOB: 0 BB: 0 P: 3	R: 0 E: 0 K: 1 S: 5	H: 0 LOB: 1 BB: 1 P: 9	R: 0 E: 0 K: 1 S: 6	H: 1 LOB: 2 BB: 1 P: 10	1B: 8 2B: 0 3B: 0 HR: 0	SF: 0 SAC: 3 DP: 3 HBP: 0	WP: 0 PB: 0 SB: 0 CS: 0	PA: 35	
<b>PITCHER</b>	IP WLS BF H R ER SO BB IBB HBP BLK WP HR S P ERA WHIP																		
Rick Reuschel, R (1,1) ERA: 3.0	7.0	26	7	0	0	1	1	0	0	0	0	0	0	27	31	0.00	1.143		
Bob Locker, R (8,1) ERA: 2.96	2.0	9	1	0	0	2	2	0	0	0	0	0	0	11	19	0.00	1.500		

AB 29  
R 0  
H 8  
RBI 0  
BB 3  
SO 3  
LOB 16



Batter	1	2	3	4	5	6	7	8	9	AB	R	H	RBI	BB	SO	LOB	BOTTOM			
Don Kessinger, S (1,6) OBP: 0.328, SLG: 0.311										2	0	1	0	1	0	0	<b>New York Mets @ Chicago Cubs</b> Wrigley Field, Chicago, IL Sun Sep 30 1973, 3:33 AM CDT Cloudy			
Rick Monday, L (1,8) OBP: 0.371, SLG: 0.464										4	0	0	0	0	4	4				
Billy Williams, L (1,7) OBP: 0.370, SLG: 0.440										4	0	1	0	0	0	3				
Ron Santo, R (1,5) OBP: 0.351, SLG: 0.446										3	0	1	1	1	1	1				
Jose Cardenal, R (1,9) OBP: 0.377, SLG: 0.440										3	0	0	0	0	0	2				
Carmen Fanzone, R (1,3) OBP: 0.399, SLG: 0.445										3	0	0	0	0	1	1				
Paul Popovich, S (1,4) OBP: 0.282, SLG: 0.303										3	0	1	0	0	1	1				
Bob Locker, S (8,1) OBP: 0.067, SLG: 0.067										0	0	0	0	0	0	0				
Ken Rudolph, R (1,2) OBP: 0.227, SLG: 0.294										3	0	0	0	0	1	1				
Rick Reuschel, R (1,1) OBP: 0.133, SLG: 0.137										2	0	0	0	0	1	0				
Dave Rosello, R (8,4) OBP: 0.306, SLG: 0.324										1	1	1	0	0	0	0				
<b>Inning Stats</b>	R: 0 E: 0 K: 1 S: 6	H: 1 LOB: 1 BB: 0 P: 6	R: 0 E: 0 K: 1 S: 6	H: 1 LOB: 1 BB: 0 P: 6	R: 0 E: 0 K: 1 S: 6	H: 1 LOB: 1 BB: 0 P: 6	R: 0 E: 0 K: 0 S: 3	H: 0 LOB: 1 BB: 1 P: 7	R: 0 E: 0 K: 2 S: 7	H: 0 LOB: 1 BB: 1 P: 11	R: 0 E: 0 K: 1 S: 5	H: 0 LOB: 0 BB: 0 P: 5	R: 0 E: 0 K: 2 S: 7	H: 0 LOB: 0 BB: 0 P: 7	R: 1 E: 0 K: 1 S: 8	H: 2 LOB: 2 BB: 0 P: 8	1B: 5 2B: 0 3B: 0 HR: 0	SF: 0 SAC: 2 DP: 0 HBP: 0	WP: 0 PB: 0 SB: 1 CS: 0	PA: 32
<b>PITCHER</b>	IP WLS BF H R ER SO BB IBB HBP BLK WP HR S P ERA WHIP																			
Jon Matlack, L (1,1) ERA: 3.2	8.0	32	5	1	1	9	2	0	0	0	0	0	0	48	56	1.12	0.875			

AB 28  
R 1  
H 5  
RBI 1  
BB 2  
SO 9  
LOB 13













Batter	1	2	3	4	5	6	7	8	9	AB	R	H	RBI	BB	SO	LOB	TOP			
Wayne Garrett, L (1,5) OBP: 0.250, SLG: 0.250	0-0 SH3-4 1B	0-0 G3			0-0 4-3			0-0 F7		4	0	1	0	0	0	1				
Felix Millan, R (1,4)	0-0 SH3-4 1-2		0-0 4-3		0-0 F7			0-0 6-3		3	0	0	0	0	0	0				
Rusty Staub, L (1,9) BB	4-0 1B BB		0-0 F8		0-0 1-3			4-0 BB		2	0	0	0	2	0	0				
John Milner, L (1,3) OBP: 0.500, SLG: 0.333	0-0 G6-4-3 1-2 1B		4-0 BB		0-3 K			0-0 F8		3	0	1	0	1	1	1				
Cleon Jones, R (1,7)	0-0 G6-4-3 1-2		0-3 K		0-0 4-3			0-0 F8		4	0	0	0	0	1	5				
Jerry Grote, R (1,2)		0-0 F8		0-0 6-3			0-3 K		0-0 6-3	4	0	0	0	0	1	1				
Don Hahn, R (1,8)		0-3 K		0-0 L9			0-3 K			3	0	0	0	0	2	0				
Bud Harrelson, S (1,6)		4-0 2B BB		0-0 4-3			0-0 4-3			2	1	0	0	1	0	0				
Tom Seaver, R (1,1) OBP: 0.333, SLG: 0.667		0-0 1-H 2B			0-3 K			0-0 F8		3	0	1	1	0	1	0				
<b>Inning Stats</b>	R: 0 E: 0 K: 0 S: 4	H: 2 LOB: 2 BB: 1 P: 8	R: 1 E: 0 K: 1 S: 6	H: 1 LOB: 1 BB: 1 P: 10	R: 0 E: 0 K: 1 S: 5	H: 0 LOB: 0 BB: 1 P: 9	R: 0 E: 0 K: 0 S: 3	H: 0 LOB: 0 BB: 0 P: 3	R: 0 E: 0 K: 1 S: 5	H: 0 LOB: 0 BB: 0 P: 5	R: 0 E: 0 K: 2 S: 7	H: 0 LOB: 0 BB: 0 P: 7	R: 0 E: 0 K: 0 S: 3	H: 0 LOB: 0 BB: 1 P: 3	R: 0 E: 0 K: 0 S: 3	H: 0 LOB: 1 BB: 1 P: 7	1B: 2 2B: 1 3B: 0 HR: 0	SF: 0 SAC: 1 DP: 1 HBP: 0	WP: 0 PB: 0 SB: 0 CS: 0	PA: 33
<b>PITCHER</b>	IP	WLS	BF	H	R	ER	SO	BB	IBB	HBP	BLK	WP	HR	S	P	ERA	WHIP			
Jack Billingham, R (1,1) ERA: 1.13	8.0		29	3	1	1	6	3	0	0	0	0	0	38	50	1.12	0.750			
Tom Hall, L (9,1) ERA	0.0		1	0	0	0	0	1	0	0	0	0	0	4	4	∞	∞			
Pedro Borbon, R (9,1) ERA	1.0	W	3	0	0	0	0	0	0	0	0	0	0	3	3	0.00	0.000			

New York Mets @ Cincinnati Reds  
Riverfront Stadium, Cincinnati, OH  
Sat Oct 06 1973, 3:33 AM EDT  
Att: 53,431 - Unknown

AB 28  
R 1  
H 3  
RBI 1  
BB 4  
SO 6  
LOB 8



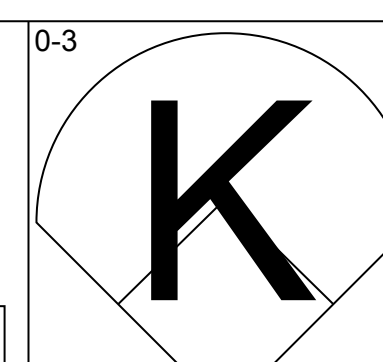
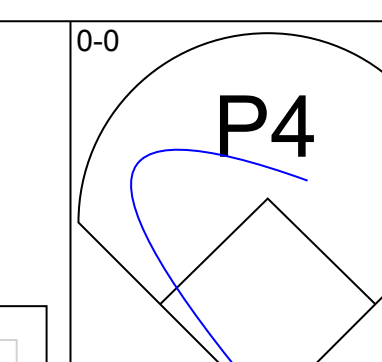
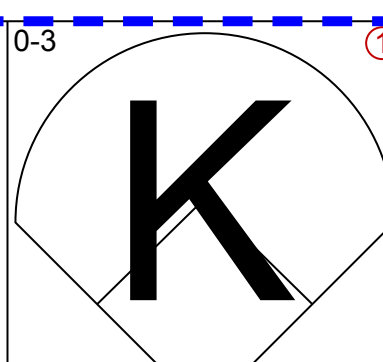
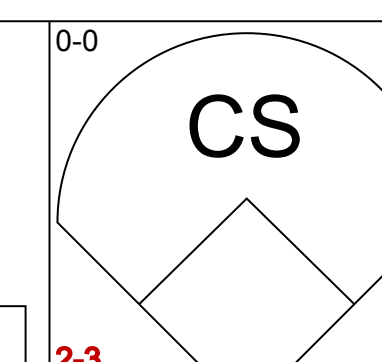
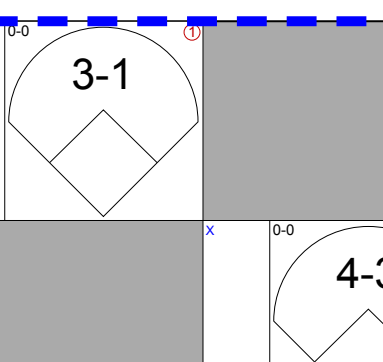

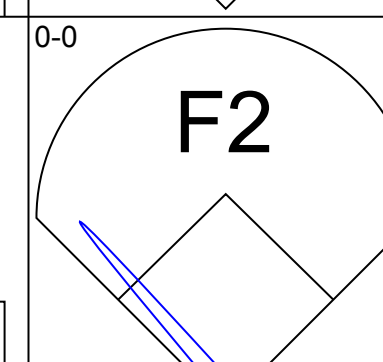
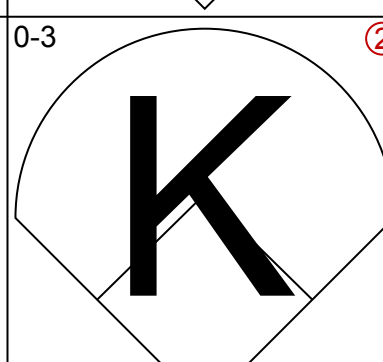
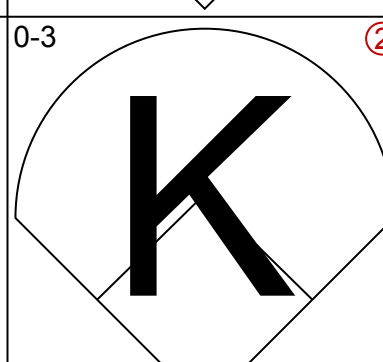
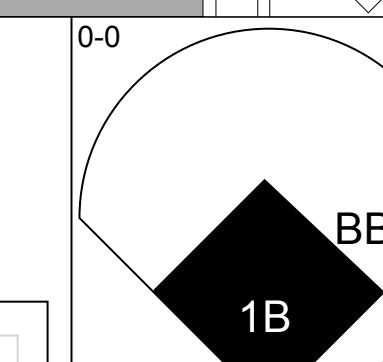
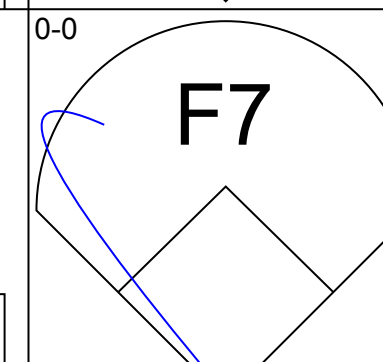
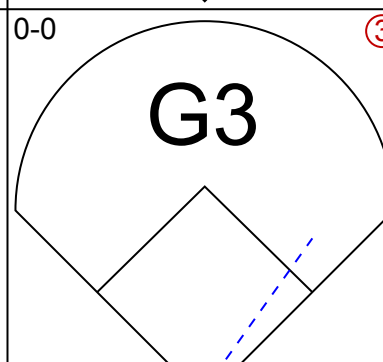
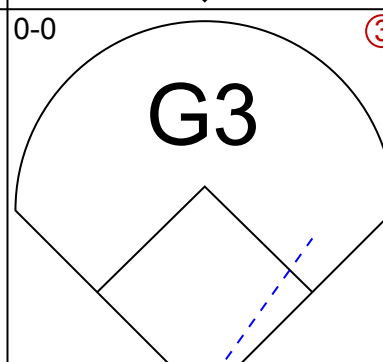
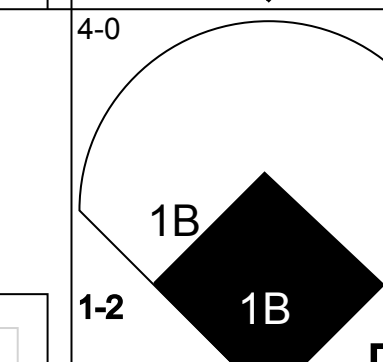
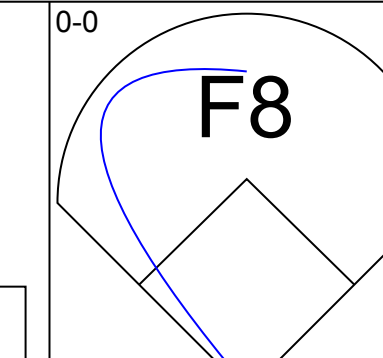


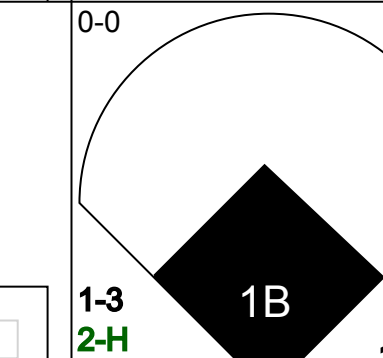



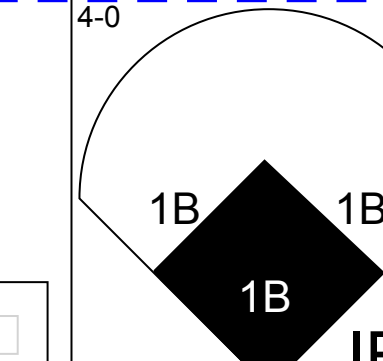

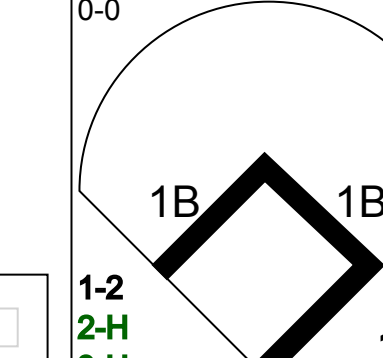
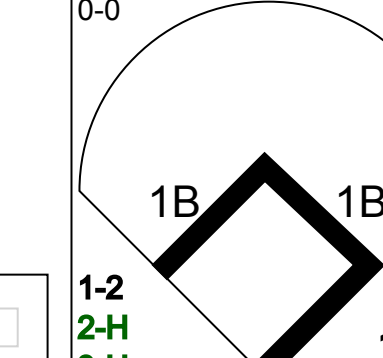
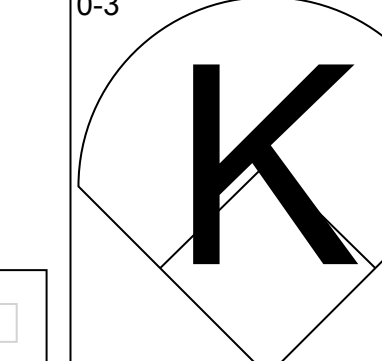
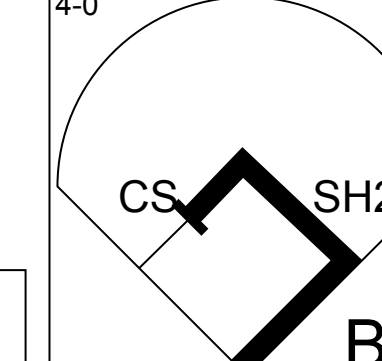
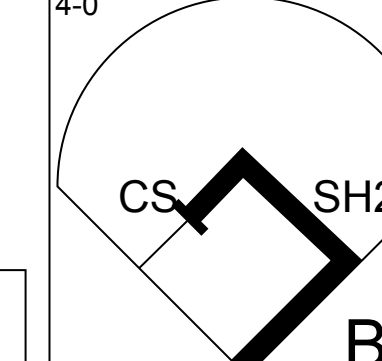
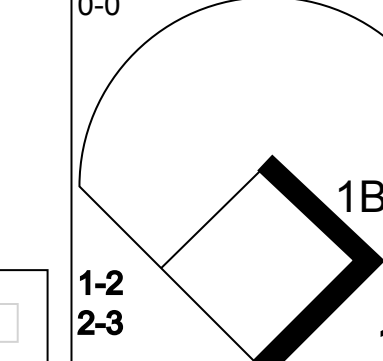
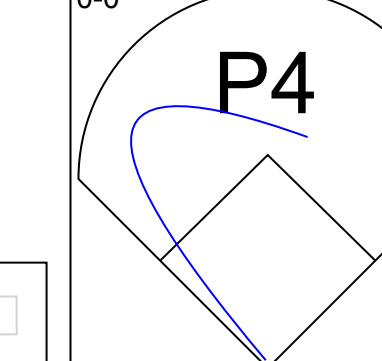
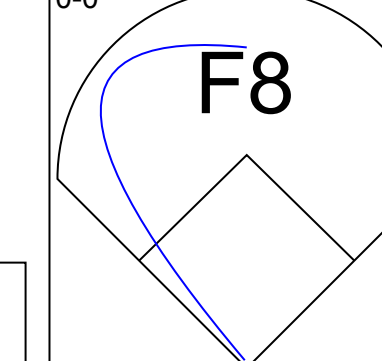
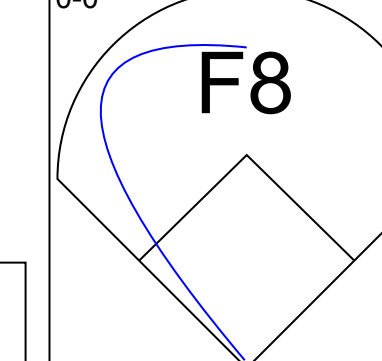
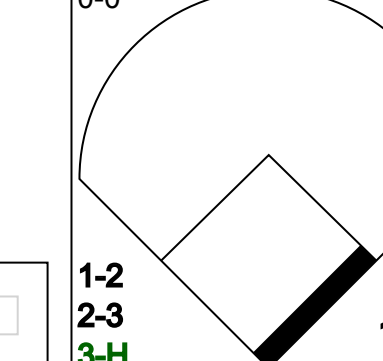
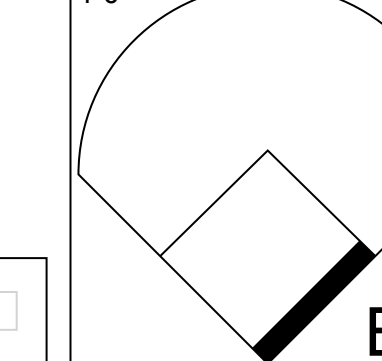
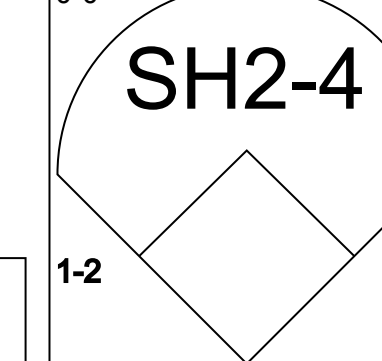
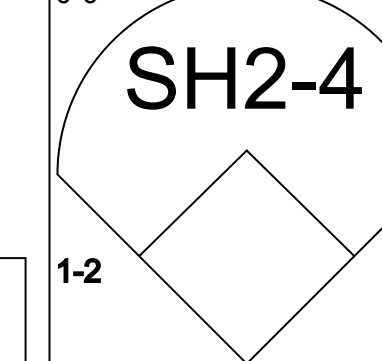
Batter	1	2	3	4	5	6	7	8	9	AB	R	H	RBI	BB	SO	LOB	BOTTOM					
Pete Rose, S (1,7) OBP: 0.250, SLG: 1.000	0-0 P5		0-0 F7		0-3 K			0-0 HR		4	1	1	1	0	1	1						
Joe Morgan, L (1,4)	0-0 P5		0-0 F9			0-0 P6		0-3 K		4	0	0	0	0	1	0						
Dan Driessen, L (1,5) OBP: 0.250, SLG: 0.500	0-0 4-3			0-0 2B		0-3 K		0-0 F7		4	0	1	0	0	1	0						
Tony Perez, R (1,3)		0-0 5-3		0-0 F9		0-3 K			0-0 6-3	4	0	0	0	0	1	1						
Johnny Bench, R (1,2) OBP: 0.750, SLG: 1.750		0-0 2B		0-3 K			0-0 1B		0-0 HR	4	1	3	1	0	1	1						
Ken Griffey, L (1,9)		1-0 HBP		0-3 K			0-0 L6			2	0	0	0	0	1	2						
Cesar Geronimo, L (1,8) OBP: 0.333, SLG: 0.333		0-3 K			0-0 SH3-4 1B		0-3 K			3	0	1	0	0	2	3						
Darrel Chaney, S (1,6)		0-3 K			0-3 K			0-3 K		2	0	0	0	0	2	3						
Larry Stahl, L (7,PH)					0-3 K					1	0	0	0	0	1	1						
Ed Crosby, L (8,6)										0	0	0	0	0	0	0						
Jack Billingham, R (1,1)			0-3 K		0-0 SH3-4			0-3 K		1	0	0	0	0	1	0						
Hal King, L (8,PH)										1	0	0	0	0	1	0						
Tom Hall, L (9,1)										0	0	0	0	0	0	0						
Pedro Borbon, R (9,1)					1-2					0	0	0	0	0	0	0						
<b>Inning Stats</b>	R: 0 E: 0 K: 0 S: 3	H: 0 LOB: 0 BB: 0 P: 3	R: 0 E: 0 K: 2 S: 8	H: 1 LOB: 2 BB: 0 P: 9	R: 0 E: 0 K: 1 S: 5	H: 0 LOB: 0 BB: 0 P: 5	R: 0 E: 0 K: 2 S: 8	H: 1 LOB: 0 BB: 0 P: 8	R: 0 E: 0 K: 2 S: 7	H: 0 LOB: 0 BB: 0 P: 7	R: 0 E: 0 K: 2 S: 8	H: 1 LOB: 1 BB: 0 P: 8	R: 0 E: 0 K: 0 S: 8	H: 0 LOB: 0 BB: 0 P: 8	R: 1 E: 0 K: 2 S: 8	H: 1 LOB: 0 BB: 0 P: 8	R: 1 E: 0 K: 0 S: 2	H: 1 LOB: 0 BB: 0 P: 2	1B: 2 2B: 2 3B: 0 HR: 2	SF: 0 SAC: 1 DP: 0 HBP: 1	WP: 0 PB: 0 SB: 0 CS: 0	PA: 32
<b>PITCHER</b>	IP	WLS	BF	H	R	ER	SO	BB	IBB	HBP	BLK	WP	HR	S	P	ERA	WHIP					
Tom Seaver, R (1,1) ERA: 2.16	8.1	L	32	6	2	2	13	0	0	1	0	0	2	57	58	2.16	0.720					

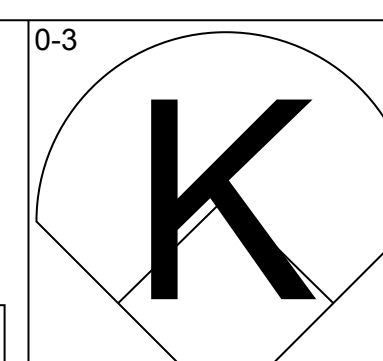
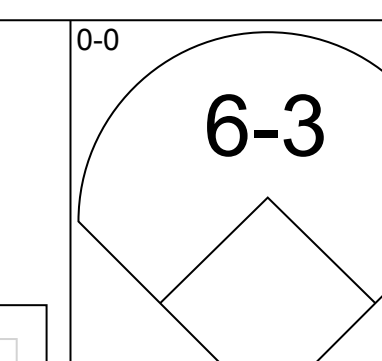
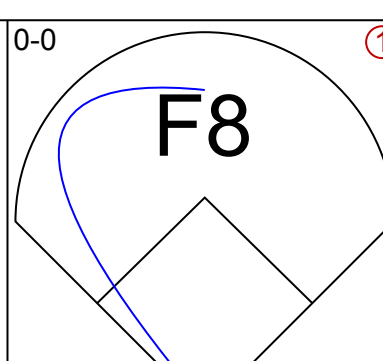
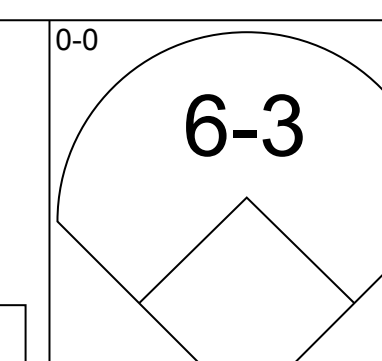
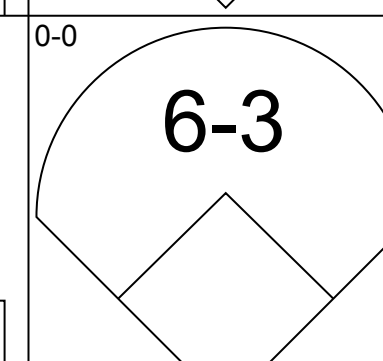
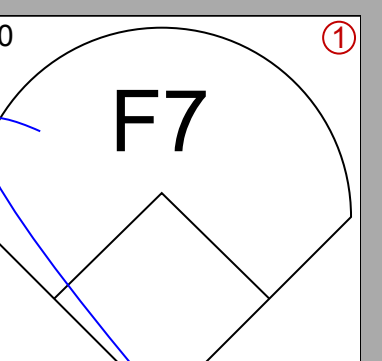
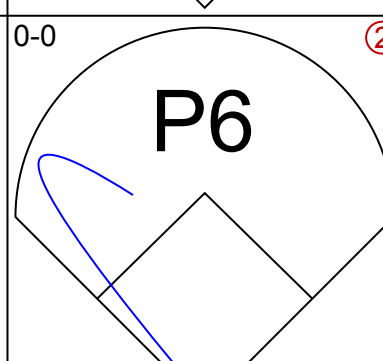
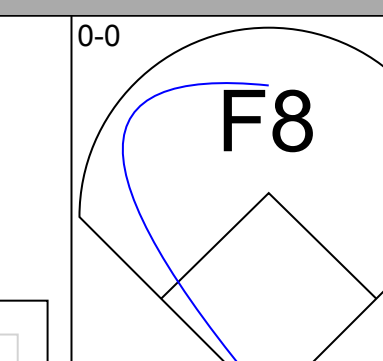
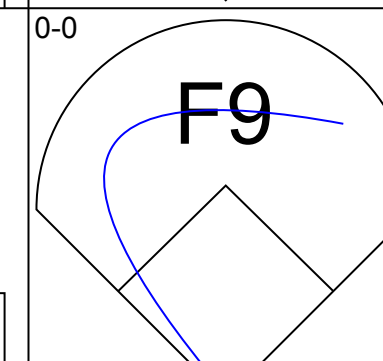
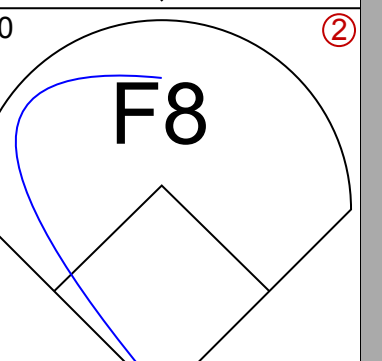
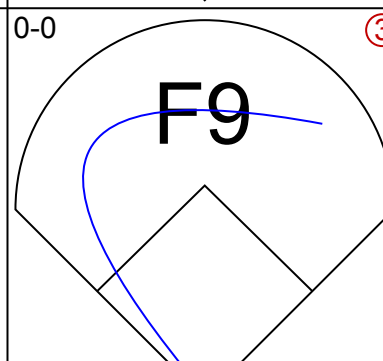
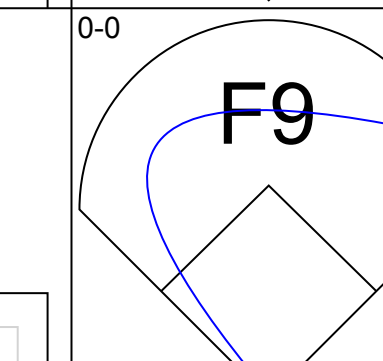
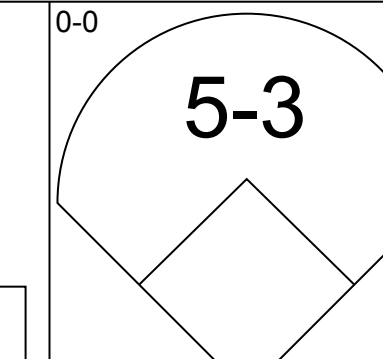
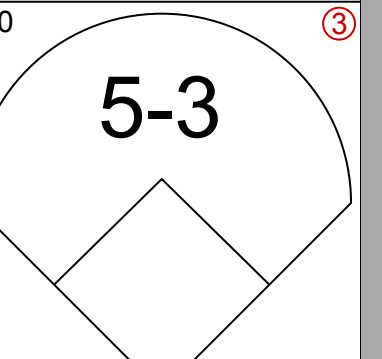

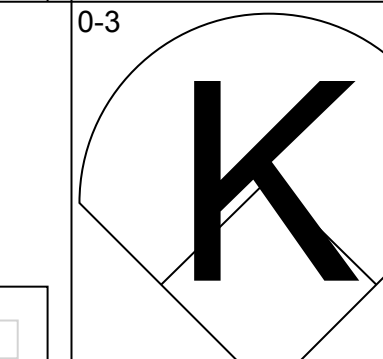
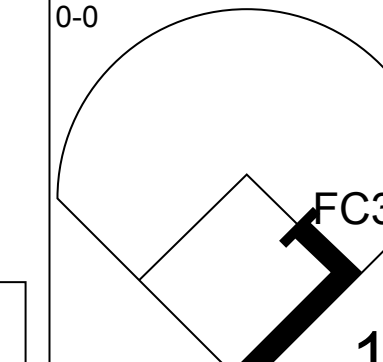
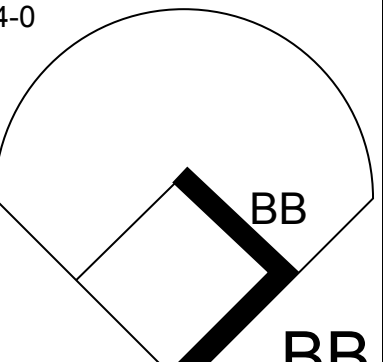


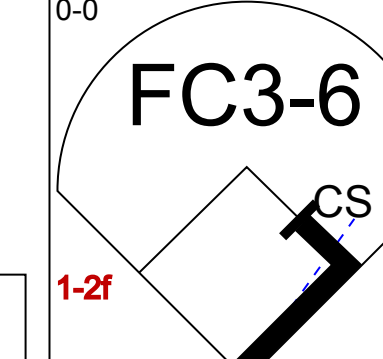
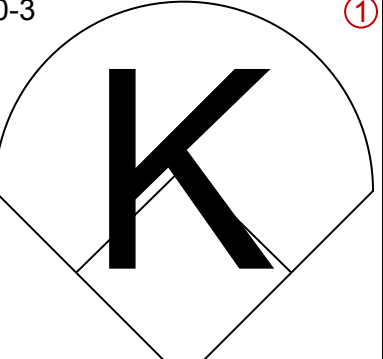



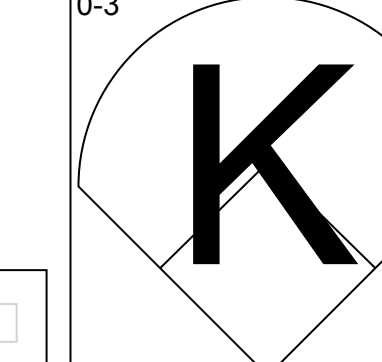
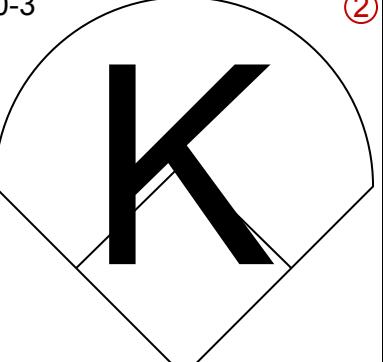

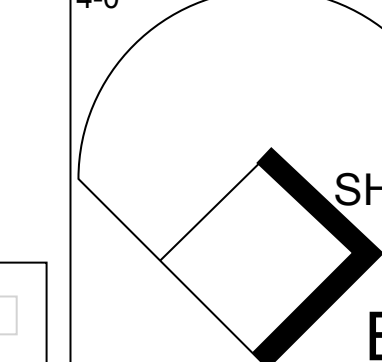
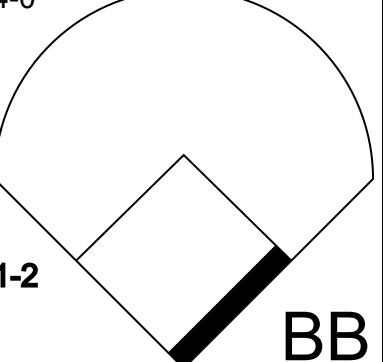

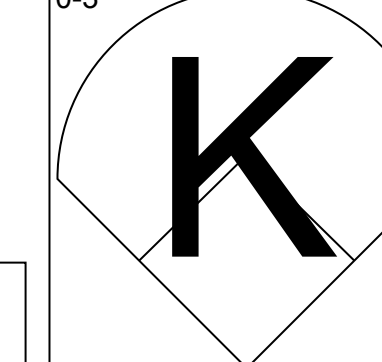
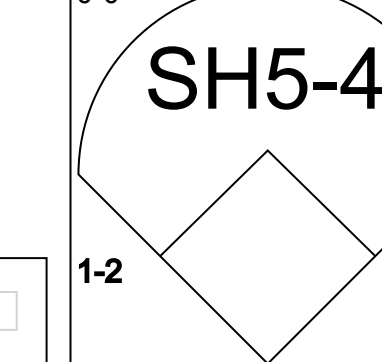
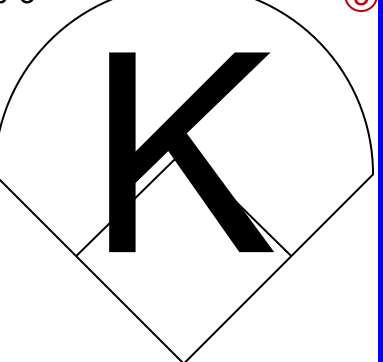
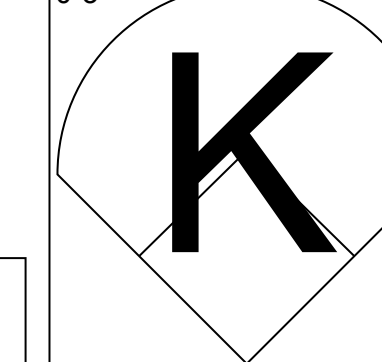
New York Mets @ Cincinnati Reds  
Riverfront Stadium, Cincinnati, OH  
Sat Oct 06 1973, 3:33 AM EDT  
Att: 53,431 - Unknown

AB 30  
R 2  
H 6  
RBI 2  
BB 0  
SO 13  
LOB 12





Batter	1	2	3	4	5	6	7	8	9	AB	R	H	RBI	BB	SO	LOB	TOP			
Wayne Garrett, L (1, 5) OBP: 0.111, SLG: 0.111										5	0	0	0	0	2	4	<p><b>New York Mets @ Cincinnati Reds</b> Riverfront Stadium, Cincinnati, OH Sun Oct 07 1973, 3:33 AM EDT Att: 54,041 - Unknown</p> <p>livebaseballscores.com</p>			
Felix Milten, R (1, 4) OBP: 0.143, SLG: 0.143										4	1	1	0	0	1	0				
Rusty Staub, L (1, 9) OBP: 0.500, SLG: 0.800										3	2	1	1	1	0	0				
Cleon Jones, R (1, 7) OBP: 0.250, SLG: 0.143										3	1	1	1	1	0	0				
John Milner, L (1, 3) OBP: 0.375, SLG: 0.167										3	1	0	0	1	0	1				
Jerry Grote, R (1, 2) OBP: 0.125, SLG: 0.125										4	0	1	2	0	0	0				
Don Hahn, R (1, 8) OBP: 0.429, SLG: 0.333										3	0	2	0	1	1	0				
Bud Harrelson, S (1, 6) OBP: 0.286, SLG: 0.167										4	0	1	1	0	0	2				
Jon Matlack, L (1, 1)										2	0	0	0	1	2	4				
<b>Inning Stats</b>	R: 0 E: 0 K: 1 S: 5	H: 0 LOB: 0 BB: 0 P: 5	R: 0 E: 0 K: 0 S: 3	H: 0 LOB: 0 BB: 0 P: 3	R: 0 E: 0 K: 1 S: 5	H: 0 LOB: 1 BB: 1 P: 9	R: 1 E: 0 K: 0 S: 3	H: 1 LOB: 0 BB: 1 P: 7	R: 0 E: 0 K: 1 S: 6	H: 1 LOB: 1 BB: 0 P: 6	R: 0 E: 0 K: 0 S: 3	H: 0 LOB: 0 BB: 0 P: 3	R: 0 E: 0 K: 0 S: 2	H: 0 LOB: 0 BB: 1 P: 6	R: 4 E: 0 K: 1 S: 10	H: 5 LOB: 3 BB: 2 P: 18	1B: 6 2B: 0 3B: 0 HR: 1	SF: 0 SAC: 1 DP: 1 HBP: 0	WP: 0 PB: 0 SB: 0 CS: 1	PA: 38
<b>PITCHER</b>	IP WLS BF H R ER SO BB IBB HBP BLK WP HR S P ERA WHIP																			
Don Gullett, L (1, 1) ERA: 1.8	5.0 L 18 2 1 1 3 2 0 0 0 0 0 1 22 30 1.80 0.800																			
Clay Carroll, R (6, 1) ERA:	3.0 9 0 0 0 2 1 0 0 0 0 0 0 12 16 0.00 0.333																			
Tom Hall, L (9, 1) ERA: 81.0	0.1 4 2 3 3 0 1 0 0 0 0 0 0 3 7 81.00 9.000																			
Pedro Borbon, R (9, 1) ERA: 5.4	0.2 6 3 1 1 1 0 1 0 0 0 0 0 7 11 13.50 4.500																			

Batter	1	2	3	4	5	6	7	8	9	AB	R	H	RBI	BB	SO	LOB	BOTTOM					
Pete Rose, S (1, 7) OBP: 0.125, SLG: 0.500										4	0	0	0	0	1	1	<p><b>New York Mets @ Cincinnati Reds</b> Riverfront Stadium, Cincinnati, OH Sun Oct 07 1973, 3:33 AM EDT Att: 54,041 - Unknown</p> <p>livebaseballscores.com</p>					
Joe Morgan, L (1, 4)										4	0	0	0	0	0	0						
Tony Perez, R (1, 3)										4	0	0	0	0	0	0						
Johnny Bench, R (1, 2) OBP: 0.375, SLG: 0.875										4	0	0	0	0	1	0						
Andy Kosco, R (1, 9) OBP: 1.000, SLG: 1.000										2	0	2	0	1	0	0						
Dan Driessen, L (1, 5) OBP: 0.143, SLG: 0.286										3	0	0	0	0	1	3						
Cesar Geronimo, L (1, 8) OBP: 0.167, SLG: 0.167										3	0	0	0	0	3	2						
Darrel Chaney, S (1, 6)										0	0	0	0	2	0	0						
Ed Armbrister, R (8, PH)										1	0	0	0	0	1	0						
Tom Hall, L (9, 1)										0	0	0	0	0	0	0						
Pedro Borbon, R (9, 1)										0	0	0	0	0	0	0						
Don Gullett, R (1, 1)										0	0	0	0	0	0	0						
Phil Gagliano, R (5, PH)										1	0	0	0	0	1	2						
Clay Carroll, R (6, 1)										0	0	0	0	0	0	0						
Denis Menke, R (8, PH)										1	0	0	0	0	1	0						
<b>Inning Stats</b>	R: 0 E: 0 K: 1 S: 5	H: 0 LOB: 0 BB: 0 P: 5	R: 0 E: 0 K: 0 S: 3	H: 1 LOB: 0 BB: 0 P: 3	R: 0 E: 0 K: 1 S: 5	H: 0 LOB: 1 BB: 1 P: 9	R: 0 E: 0 K: 0 S: 3	H: 0 LOB: 0 BB: 0 P: 3	R: 0 E: 0 K: 3 S: 9	H: 0 LOB: 2 BB: 2 P: 17	R: 0 E: 0 K: 0 S: 3	H: 0 LOB: 0 BB: 0 P: 3	R: 0 E: 0 K: 1 S: 6	H: 1 LOB: 1 BB: 0 P: 6	R: 0 E: 0 K: 2 S: 7	H: 0 LOB: 0 BB: 0 P: 7	R: 0 E: 0 K: 1 S: 5	H: 0 LOB: 0 BB: 0 P: 5	1B: 2 2B: 0 3B: 0 HR: 0	SF: 0 SAC: 1 DP: 0 HBP: 0	WP: 0 PB: 0 SB: 0 CS: 1	PA: 32
<b>PITCHER</b>	IP WLS BF H R ER SO BB IBB HBP BLK WP HR S P ERA WHIP																					
Jon Matlack, L (1, 1) ERA:	9.0 W 31 2 0 0 9 3 0 0 0 0 0 0 46 58 0.00 0.556																					



Batter	1	2	3	4	5	6	7	8	9	AB	R	H	RBI	BB	SO	LOB	TOP					
<b>Pete Rose, S</b> OBP: 0.250, SLG: 0.500 (1,7)										4	0	2	0	0	0	1	<b>Cincinnati Reds @ New York Mets</b> Shea Stadium, Flushing, NY Mon Oct 08 1973, 3:33 AM EDT Att: 53,967 - Unknown					
<b>Joe Morgan, L</b> OBP: 0.083, SLG: 0.083 (1,4)										4	0	1	1	0	1	1						
<b>Tony Perez, R</b> (1,3)										4	0	0	0	0	1	2						
<b>Johnny Bench, R</b> OBP: 0.333, SLG: 0.750 (1,2)										4	0	1	0	0	1	2						
<b>Andy Kosco, R</b> OBP: 0.429, SLG: 0.333 (1,9)										4	0	0	0	0	1	1						
<b>Ed Armbuster, R</b> OBP: 0.200, SLG: 0.200 (1,8)										4	0	1	0	0	3	1						
<b>Denis Menke, R</b> OBP: 0.200, SLG: 0.800 (1,5)										4	1	1	1	0	1	1						
<b>Darrel Chaney, S</b> <b>Phil Gagliano, R</b> (9, PH)										3	0	0	0	0	0	1						
<b>Ross Grimsley, L</b> Tom Hall, L Larry Stahl, L Dave Tomlin, L Roger Nelson, R Hal King, L Pedro Borbon, R										0	0	0	0	0	0	0						
<b>Inning Stats</b>	R: 0 E: 0 K: 1 S: 5	H: 0 LOB: 0 BB: 0 P: 5	R: 0 E: 0 K: 2 S: 7	H: 0 LOB: 0 BB: 0 P: 7	R: 2 E: 0 K: 0 S: 7	H: 4 LOB: 2 BB: 0 P: 7	R: 0 E: 0 K: 2 S: 8	H: 1 LOB: 1 BB: 0 P: 8	R: 0 E: 0 K: 1 S: 5	H: 1 LOB: 1 BB: 0 P: 5	R: 0 E: 1 K: 0 S: 6	H: 0 LOB: 1 BB: 0 P: 6	R: 0 E: 0 K: 1 S: 4	H: 1 LOB: 1 BB: 0 P: 4	R: 0 E: 0 K: 1 S: 6	H: 1 LOB: 1 BB: 0 P: 6		R: 0 E: 0 K: 1 S: 5	H: 0 LOB: 0 BB: 0 P: 5	1B: 6 2B: 1 3B: 0 HR: 1	SF: 0 SAC: 0 DP: 1 HBP: 0	WP: 0 PB: 0 SB: 0 CS: 0
<b>PITCHER</b> <b>Jerry Koosman, L</b> ERA: 2.0 (1,1)	IP: 9.0 WLS: W BF: 35 H: 8 R: 2 ER: 2 SO: 9 BB: 0 IBB: 0 HBP: 0 BLK: 0 WP: 0 HR: 1 S: 53 P: 53 ERA: 2.00 WHIP: 0.889																					

AB	35
R	2
H	8
RBI	2
BB	0
SO	9
LOB	10



Batter	1	2	3	4	5	6	7	8	9	AB	R	H	RBI	BB	SO	LOB	BOTTOM			
<b>Wayne Garrett, L</b> OBP: 0.071, SLG: 0.077 (1,5)										4	0	0	1	0	3	1	<b>Cincinnati Reds @ New York Mets</b> Shea Stadium, Flushing, NY Mon Oct 08 1973, 3:33 AM EDT Att: 53,967 - Unknown			
<b>Felix Milan, R</b> OBP: 0.333, SLG: 0.200 (1,4)										3	2	1	1	2	0	0				
<b>Rusty Staub, L</b> OBP: 0.462, SLG: 1.200 (1,9)										5	2	2	4	0	0	2				
<b>Cleon Jones, R</b> OBP: 0.417, SLG: 0.400 (1,7)										3	1	2	0	1	0	0				
<b>John Milner, L</b> OBP: 0.333, SLG: 0.200 (1,3)										4	0	1	1	0	2	2				
<b>Jerry Grote, R</b> OBP: 0.250, SLG: 0.182 (1,2)										3	2	1	0	1	0	1				
<b>Don Hahn, R</b> OBP: 0.455, SLG: 0.400 (1,8)										4	1	2	0	0	0	1				
<b>Bud Harrelson, S</b> OBP: 0.182, SLG: 0.100 (1,6)										4	0	0	0	0	1	5				
<b>Jerry Koosman, R</b> OBP: 0.500, SLG: 0.500 (1,1)										4	1	2	1	0	0	0				
<b>Inning Stats</b>	R: 1 E: 0 K: 2 S: 9	H: 2 LOB: 1 BB: 0 P: 9	R: 5 E: 0 K: 1 S: 9	H: 4 LOB: 2 BB: 2 P: 17	R: 1 E: 0 K: 1 S: 7	H: 2 LOB: 1 BB: 0 P: 7	R: 2 E: 0 K: 0 S: 6	H: 3 LOB: 2 BB: 1 P: 10	R: 0 E: 0 K: 0 S: 3	H: 0 LOB: 0 BB: 1 P: 7	R: 0 E: 0 K: 0 S: 3	H: 0 LOB: 0 BB: 0 P: 3	R: 0 E: 0 K: 1 S: 5	H: 0 LOB: 0 BB: 0 P: 5	R: 0 E: 0 K: 1 S: 5	H: 0 LOB: 0 BB: 0 P: 5		1B: 8 2B: 1 3B: 0 HR: 2	SF: 1 SAC: 0 DP: 0 HBP: 0	WP: 0 PB: 0 SB: 0 CS: 0
<b>PITCHER</b> <b>Ross Grimsley, L</b> ERA: 27.0 (1,1) <b>Tom Hall, L</b> ERA: 54.0 (2,1) <b>Dave Tomlin, L</b> ERA: 16.2 (3,1) <b>Roger Nelson, R</b> ERA: (4,1) <b>Pedro Borbon, R</b> ERA: 2.45 (7,1)	IP: 1.2 WLS: L BF: 11 H: 5 R: 5 ER: 5 SO: 2 BB: 1 IBB: 0 HBP: 0 BLK: 0 WP: 0 HR: 1 S: 14 P: 18 ERA: 27.00 WHIP: 6.000																			

AB	34
R	9
H	11
RBI	8
BB	4
SO	6
LOB	12






Batter	1	2	3	4	5	6	7	8	9	10	11	12	AB	R	H	RBI	BB	SO	LOB			
<b>Pete Rose, S</b> OBP: 0.369, SLG: 0.706 (1.7)	1-3					F9			BB SH 1B	BB IBB		HR	5	1	3	1	1	0	0			
<b>Joe Morgan, L</b> OBP: 0.118, SLG: 0.063 (1.4)	4-3					F7	3-1		SH BB			F7	4	0	0	0	1	0	1			
<b>Tony Perez, R</b> OBP: 0.056, SLG: 0.222 (1.3)	F7					G4-6-3			P6	F9		P4	6	1	1	1	0	0	6			
<b>Johnny Bench, R</b> OBP: 0.353, SLG: 0.625 (1.2)		2-3					P4					5-3	4	0	1	0	1	0	0			
<b>Andy Kosco, R</b> OBP: 0.417, SLG: 0.300 (1.9)	K					G6-4-3						1B 1B	4	0	1	0	1	2	4			
<b>Denis Menke, R</b> OBP: 0.300, SLG: 0.556 (10.6)	6-3						P4					1B	4	0	1	0	1	0	4			
<b>Cesar Geronimo, L</b> OBP: 0.091, SLG: 0.091 (1.8)			K			F7			G1			F9	5	0	0	0	0	2	3			
<b>Darrel Chaney, S</b> (1.6)			1-3									F9	2	0	0	0	0	1	0			
<b>Ed Armbrister, R</b> OBP: 0.167, SLG: 0.167 (8. PH)						K			K			F9	1	0	0	0	0	1	0			
<b>Ed Crosby, L</b> OBP: 1.000, SLG: 1.000 (8.6)												BB WP 1B	1	0	1	0	0	0	0			
<b>Dan Driessen, L</b> OBP: 0.125, SLG: 0.250 (10. PR)												F7	1	0	0	0	0	0	2			
<b>Fred Norman, S</b> (1.1)												F7	1	0	0	0	0	1	0			
<b>Larry Stani, L</b> OBP: 0.150, SLG: 0.300 (8. PH)													1	0	0	0	0	0	0			
<b>Don Gullett, R</b> (8.1)													1	0	0	0	0	0	0			
<b>Phil Gagliano, R</b> (10. PH)													1	0	0	0	0	0	1			
<b>Clay Carroll, R</b> (10.1)													1	0	0	0	0	0	0			
<b>Ken Griffey, L</b> (12. PH)													1	0	0	0	0	0	0			
<b>Pedro Borbon, R</b> (12.1)													0	0	0	0	0	0	0			
<b>Inning Stats</b>	R: 0 E: 0 K: 0 S: 3	H: 0 LOB: 0 BB: 0 P: 3	R: 0 E: 0 K: 1 S: 5	H: 0 LOB: 0 BB: 0 P: 5	R: 0 E: 0 K: 2 S: 7	H: 0 LOB: 0 BB: 0 P: 7	R: 0 E: 0 K: 0 S: 3	H: 1 LOB: 0 BB: 0 P: 3	R: 0 E: 0 K: 0 S: 3	H: 1 LOB: 1 BB: 1 P: 8	R: 0 E: 0 K: 1 S: 5	H: 0 LOB: 0 BB: 0 P: 5	R: 0 E: 0 K: 1 S: 7	H: 1 LOB: 3 BB: 1 P: 11	R: 0 E: 0 K: 0 S: 4	H: 2 LOB: 2 BB: 0 P: 7	R: 1 E: 0 K: 0 S: 4	H: 1 LOB: 0 BB: 0 P: 4	1B: 6 2B: 0 3B: 0 HR: 2	SF: 0 SAC: 1 DP: 2 HBP: 0	WP: 1 PB: 0 SB: 0 CS: 0	PA: 48
<b>PITCHER</b>	IP	WLS	BF	H	R	ER	SO	BB	IBB	HBP	BLK	WP	HR	S	P	ERA	WHIP					
<b>George Stone, L</b> ERA: 1.35 (1.1)	6.2		23	3	1	1	4	2	0	0	0	0	1	0	29	37	1.35	0.750				
<b>Tug McGraw, L</b> ERA: (7.1)	4.1		21	4	0	0	3	2	1	0	0	1	0	24	36	0.00	1.385					
<b>Harry Parker, R</b> ERA: 9.0 (12.1)	1.0	L	4	1	1	1	0	0	0	0	0	0	1	4	4	9.00	1.000					

**Cincinnati Reds @ New York Mets**  
Shea Stadium, Flushing, NY  
Tue Oct 09 1973, 7:05 PM EDT  
Alt. 50,786 - Unknown


AB	42
R	2
H	8
RBI	2
BB	5
SO	7
LOB	21



Batter	1	2	3	4	5	6	7	8	9	10	11	12	AB	R	H	RBI	BB	SO	LOB					
<b>Wayne Garrett, L</b> OBP: 0.053, SLG: 0.056 (1.5)	F9					F7				G3		4-3	5	0	0	0	0	0	2					
<b>Felix Millan, R</b> OBP: 0.353, SLG: 0.267 (1.4)	4-3					P4						F9	5	0	2	1	0	0	0					
<b>Rusty Staub, L</b> OBP: 0.333, SLG: 0.800 (1.9)	P4					K						F7	5	0	0	0	0	2	3					
<b>Cleon Jones, R</b> OBP: 0.294, SLG: 0.267 (1.7)		K				6-3				P4		F9	5	0	0	0	0	1	1					
<b>John Milner, L</b> OBP: 0.294, SLG: 0.143 (1.3)		F9					3-1					4-3	4	0	0	0	1	0	1					
<b>Jerry Crots, R</b> OBP: 0.250, SLG: 0.200 (1.2)												4-3	4	0	1	0	0	1	1					
<b>Don Hahn, R</b> OBP: 0.400, SLG: 0.308 (1.8)												6-3	3	1	0	0	1	0	1					
<b>Bud Harrelson, S</b> OBP: 0.133, SLG: 0.071 (1.6)												4-3	4	0	0	0	0	0	1					
<b>George Stone, L</b> (1.1)												4-3	1	0	0	0	1	1	0					
<b>Tug McGraw, R</b> (7.1)													1	0	0	0	0	1	0					
<b>Ken Boswell, L</b> (11. PH)													1	0	0	0	0	0	0					
<b>Harry Parker, R</b> (12.1)													0	0	0	0	0	0	0					
<b>Inning Stats</b>	R: 0 E: 0 K: 0 S: 3	H: 0 LOB: 0 BB: 0 P: 3	R: 0 E: 0 K: 2 S: 7	H: 0 LOB: 0 BB: 0 P: 5	R: 1 E: 0 K: 0 S: 4	H: 1 LOB: 2 BB: 2 P: 12	R: 0 E: 0 K: 0 S: 2	H: 0 LOB: 0 BB: 0 P: 6	R: 0 E: 0 K: 1 S: 5	H: 0 LOB: 0 BB: 0 P: 5	R: 0 E: 0 K: 0 S: 4	H: 1 LOB: 1 BB: 0 P: 4	R: 0 E: 0 K: 1 S: 5	H: 0 LOB: 0 BB: 0 P: 5	R: 0 E: 0 K: 0 S: 6	H: 1 LOB: 1 BB: 0 P: 6	R: 0 E: 0 K: 0 S: 3	H: 0 LOB: 0 BB: 0 P: 3	R: 0 E: 0 K: 0 S: 3	H: 0 LOB: 0 BB: 0 P: 3	1B: 3 2B: 0 3B: 0 HR: 0	SF: 0 SAC: 0 DP: 1 HBP: 0	WP: 0 PB: 0 SB: 0 CS: 0	PA: 41
<b>PITCHER</b>	IP	WLS	BF	H	R	ER	SO	BB	IBB	HBP	BLK	WP	HR	S	P	ERA	WHIP							
<b>Fred Norman, L</b> ERA: 1.8 (1.1)	5.0		18	1	1	1	3	3	0	0	0	0	0	0	21	33	1.80	0.800						
<b>Don Gullett, L</b> ERA: 1.0 (6.1)	4.0		14	2	0	0	3	0	0	0	0	0	0	20	20	0.00	0.500							
<b>Clay Carroll, R</b> ERA: (10.1)	2.0	W	6	0	0	0	0	0	0	0	0	0	0	6	6	0.00	0.000							
<b>Pedro Borbon, R</b> ERA: 1.93 (12.1)	1.0	S	3	0	0	0	0	0	0	0	0	0	0	3	3	0.00	0.000							

**Cincinnati Reds @ New York Mets**  
Shea Stadium, Flushing, NY  
Tue Oct 09 1973, 7:05 PM EDT  
Alt. 50,786 - Unknown

AB	38
R	1
H	3
RBI	1
BB	3
SO	6
LOB	10





Batter	1	2	3	4	5	6	7	8	9	AB R H RBI BB SO LOB	TOP											
<b>Pete Rose, S</b> OBP: 0.435, SLG: 0.714 (1, 7)	4-3		1-3		G3 1B 2B		1B		1-2 2-3 BB	4 1 2 0 1 0 0	<b>Cincinnati Reds @ New York Mets</b> Shea Stadium, Flushing, NY Wed Oct 10 1973, 7:05 PM EDT Att: 50,323 - Unknown											
<b>Joe Morgan, L</b> OBP: 0.192, SLG: 0.150 (1, 4)	1B BB		E9 SF7 2B		G3		P3		P6	4 1 1 0 1 0 5												
<b>Dan Driessen, L</b> OBP: 0.154, SLG: 0.250 (1, 5)	1-3 WP 1B		SF7		4-3		P6		3-1	4 0 1 1 0 0 5												
<b>Tony Perez, R</b> OBP: 0.091, SLG: 0.227 (1, 3)	K		6-3		1B				K	4 0 1 1 0 2 2												
<b>Johnny Bench, R</b> OBP: 0.333, SLG: 0.526 (1, 2)	IBB			4-3	P6				5-3	3 0 0 0 1 0 1												
<b>Ken Griffey, L</b> OBP: 0.250, SLG: 0.286 (1, 9)	F8			2B		1-3			4-3	4 0 1 0 0 0 3												
<b>Cesar Geronimo, L</b> OBP: 0.067, SLG: 0.067 (1, 8)		4-3		F7		1-3			L4	4 0 0 0 0 0 1												
<b>Darrel Chaney, S</b> <b>Larry Stahl, L</b> OBP: 0.500, SLG: 0.500 (9, PH)	K			IBB		F8			BB BB 1B	2 0 0 0 1 1 0 1 0 1 0 0 0 0												
<b>Jack Billingham, R</b> <b>Don Gullett, R</b> <b>Clay Carroll, R</b> <b>Ed Crosby, L</b> <b>Ross Grimsley, L</b> <b>Hal King, L</b> OBP: 0.500, SLG: 0.500 (9, PH)	4-3			4-3			K		1-2 BB	2 0 0 0 0 0 2 0 0 0 0 0 0 0 0 0 0 0 0 0 0 1 0 0 0 0 1 0 0 0 0 0 0 0 0 0 0 0 0 0 1 0 0												
<b>Inning Stats</b>	R: 0 E: 0 K: 1 S: 6	H: 1 LOB: 3 BB: 2 P: 14	R: 0 E: 0 K: 1 S: 5	H: 0 LOB: 0 BB: 0 P: 5	R: 1 E: 1 K: 0 S: 4	H: 1 LOB: 0 BB: 0 P: 4	R: 0 E: 0 K: 0 S: 4	H: 1 LOB: 2 BB: 1 P: 8	R: 1 E: 0 K: 0 S: 5	H: 2 LOB: 1 BB: 0 P: 5		R: 0 E: 0 K: 0 S: 3	H: 0 LOB: 0 BB: 0 P: 3	R: 0 E: 0 K: 1 S: 6	H: 1 LOB: 1 BB: 0 P: 6	R: 0 E: 0 K: 1 S: 5	H: 0 LOB: 0 BB: 0 P: 5	R: 0 E: 0 K: 0 S: 4	H: 1 LOB: 3 BB: 2 P: 12	1B: 4 2B: 3 3B: 0 HR: 0	SF: 1 SAC: 0 DP: 0 HBP: 0	WP: 1 PB: 0 CS: 0
<b>PITCHER</b>	IP WLS BF H R ER SO BB IBB HBP BLK WP HR S P ERA WHIP											<b>PITCHER</b>	IP WLS BF H R ER SO BB IBB HBP BLK WP HR S P ERA WHIP									
<b>Tom Seaver, R</b> ERA: 1.62	(1, 1) 8.1 W 37 7 2 1 4 3 2 0 0 1 0 40 60 1.08 1.200																					
<b>Tug McGraw, L</b> ERA:	(9, 1) 0.2 S 2 0 0 0 0 0 0 0 0 0 0 2 2 0.00 0.000																					

AB	33
R	2
H	7
RBI	2
BB	5
SO	4
LOB	19



Batter	1	2	3	4	5	6	7	8	9	AB R H RBI BB SO LOB	BOTTOM									
<b>Wayne Garrett, L</b> OBP: 0.083, SLG: 0.130 (1, 5)	4-3	1-3			SH 2B	F8	3-1			5 1 1 0 0 0 3	<b>Cincinnati Reds @ New York Mets</b> Shea Stadium, Flushing, NY Wed Oct 10 1973, 7:05 PM EDT Att: 50,323 - Unknown									
<b>Felix Milan, R</b> OBP: 0.381, SLG: 0.316 (1, 4)	BB 1B 1B		5-3		SH 2B 1B	6-3			1B	4 2 2 0 0 0 1										
<b>Cleon Jones, R</b> OBP: 0.364, SLG: 0.400 (1, 9)	1-2 BB 1B		K		1B FC4-2 2B	1B 1B			K	5 1 3 2 0 2 1										
<b>John Milner, L</b> OBP: 0.364, SLG: 0.176 (1, 3)	1-2 2-3 BB		P6		FC4-2 FC6-4 BB	1B 1B			P4	3 1 1 0 2 0 1										
<b>Ed Kranepool, L</b> OBP: 0.500, SLG: 0.500 <b>Willie Mays, R</b> OBP: 0.333, SLG: 0.333 (5, PH)	1-2 2-H 3-H 1B		4-3		FC6-4 FC4-2 1B 1B	1-6-3			F9	2 0 1 2 0 0 0 3 1 1 1 0 0 3										
<b>Jerry Grote, R</b> OBP: 0.250, SLG: 0.211 (1, 2)	K		E5 1B		FC4-2 FC6-4				BB 1B	4 0 1 0 0 1 5										
<b>Don Hahn, R</b> OBP: 0.316, SLG: 0.235 (1, 8)	4-3		K		FC6-4 1B				L5	4 0 0 1 0 1 6										
<b>Bud Harrelson, S</b> OBP: 0.211, SLG: 0.167 (1, 6)		4-3			1-2 2-3 3-H 1B	1-3 1B			P4	4 0 2 1 0 0 1										
<b>Tom Seaver, R</b> OBP: 0.429, SLG: 0.667 <b>Tug McGraw, R</b>	4-3		6-3		F8 1B 2B				1-2 BB	3 1 1 0 1 0 2 0 0 0 0 0 0 0										
<b>Inning Stats</b>	R: 2 E: 0 K: 1 S: 8	H: 3 LOB: 2 BB: 1 P: 12	R: 0 E: 0 K: 0 S: 3	H: 0 LOB: 0 BB: 0 P: 3	R: 0 E: 0 K: 1 S: 5	H: 0 LOB: 0 BB: 0 P: 5	R: 0 E: 1 K: 1 S: 7	H: 1 LOB: 2 BB: 0 P: 7	R: 4 E: 0 K: 0 S: 7	H: 4 LOB: 2 BB: 1 P: 11		R: 1 E: 0 K: 0 S: 6	H: 3 LOB: 2 BB: 0 P: 6	R: 0 E: 0 K: 0 S: 4	H: 1 LOB: 2 BB: 1 P: 8	R: 0 E: 0 K: 1 S: 6	H: 1 LOB: 1 BB: 0 P: 6	1B: 10 2B: 3 3B: 0 HR: 0	SF: 0 SAC: 1 DP: 0 HBP: 0	WP: 0 PB: 0 CS: 0
<b>PITCHER</b>	IP WLS BF H R ER SO BB IBB HBP BLK WP HR S P ERA WHIP											<b>PITCHER</b>	IP WLS BF H R ER SO BB IBB HBP BLK WP HR S P ERA WHIP							
<b>Jack Billingham, R</b> ERA: 4.5	(1, 1) 4.0 L 21 6 5 0 0 1 0 0 0 0 0 0 0 4																			
<b>Don Gullett, L</b> ERA: 2.0	(5, 1) 0.0 1 0 0 0 0 1 0 0 0 0 0 0 0																			
<b>Clay Carroll, R</b> ERA: 1.29	(5, 1) 2.0 10 5 2 2 0 0 0 0 0 0 0 0 10																			
<b>Ross Grimsley, L</b> ERA: 12.27	(7, 1) 2.0 9 2 0 0 1 1 0 0 0 0 0 0 10																			

AB	37
R	7
H	13
RBI	7
BB	3
SO	4
LOB	23





Batter	1	2	3	4	5	6	7	8	9	AB	R	H	RBI	BB	SO	LOB	TOP				
Wayne Garrett, L (1,5) OBP: 0.069, SLG: 0.107	F5		F3		B1-3		G4-6-3		F9	5	0	0	0	0	0	4	<b>New York Mets @ Oakland Athletics</b> Oakland-Alameda County Coliseum, Oakland, CA Sat Oct 13 1973, 3:33 AM PDT Att: 46,021 - Unknown				
Felix Milten, R (1,4) OBP: 0.360, SLG: 0.391	4-3		5-3				L6			4	0	1	0	0	0	1					
Willie Mays, R (1,8) OBP: 0.286, SLG: 0.286				5-3	F9			K		4	0	1	0	0	1						
Cleon Jones, R (1,7) OBP: 0.385, SLG: 0.458	1-3			1B	2B		PB 2-3	1B	5-3	4	1	2	0	0	0	1					
John Milner, L (1,3) OBP: 0.385, SLG: 0.238		F8		1B	2-3					4	0	2	1	0	0	1					
Jerry Grote, R (1,2) OBP: 0.208, SLG: 0.174	4-3		L8		F8			1B	F3	4	0	0	0	0	0	3					
Don Hahn, R (1,9) Ed Kranepool, L (9, PH) OBP: 0.333, SLG: 0.333		K		BB		K			L6	2	0	0	0	1	2	1					
Bud Harrelson, S (1,6) Ron Hodges, L (9, PH) Ted Martinez, R (9, PR)			SH1-4		K		K			2	0	0	0	1	2	4					
Jon Matlack, L (1,1) Ken Boswell, L (7, PH) Tug McGraw, R (7, 1) Rusty Staub, L (9, PH) Jim Beauchamp, R (9, PH)			SH1-4		B1-3		G4-6-3		P4	0	0	0	0	1	0	0					
<b>Inning Stats</b>	R: 0 E: 0 K: 0 S: 4	H: 1 LOB: 1 BB: 0 P: 4	R: 0 E: 0 K: 1 S: 5	H: 0 LOB: 0 BB: 0 P: 5	R: 0 E: 0 K: 0 S: 3	H: 0 LOB: 1 BB: 1 P: 7	R: 1 E: 0 K: 1 S: 7	H: 2 LOB: 2 BB: 1 P: 11	R: 0 E: 0 K: 2 S: 9	H: 1 LOB: 1 BB: 0 P: 9	R: 0 E: 0 K: 0 S: 3	H: 1 LOB: 0 BB: 0 P: 3	R: 0 E: 0 K: 1 S: 6	H: 1 LOB: 1 BB: 0 P: 6	R: 0 E: 0 K: 0 S: 3	H: 0 LOB: 1 BB: 1 P: 7		1B: 5 2B: 2 3B: 1 HR: 0	SF: 0 SAC: 1 DP: 2 HBP: 0	WP: 0 PB: 1 SB: 0 CS: 0	PA: 37
<b>PITCHER</b>	IP	WLS	BF	H	R	ER	SO	BB	IBB	HBP	BLK	WP	HR	S	P	ERA	WHIP				
Ken Holtzman, L (1,1) ERA: 1.13	5.0	W	21	4	1	1	2	3	0	0	0	0	0	22	34	1.80	1.400				
Rollie Fingers, R (6,1) ERA: 1.13	3.1		14	3	0	0	3	1	0	0	0	0	0	19	23	0.00	1.200				
Darold Knowles, L (9,1) ERA:	0.2	S	2	0	0	0	0	0	0	0	0	0	0	2	2	0.00	0.000				

AB 32  
R 1  
H 7  
RBI 1  
BB 4  
SO 5  
LOB 17



Batter	1	2	3	4	5	6	7	8	9	AB	R	H	RBI	BB	SO	LOB	BOTTOM				
Bert Campaneris, R (1,6) OBP: 0.370, SLG: 0.600	P4		E4		K			SH2-3		4	1	1	0	0	1	0	<b>New York Mets @ Oakland Athletics</b> Oakland-Alameda County Coliseum, Oakland, CA Sat Oct 13 1973, 3:33 AM PDT Att: 46,021 - Unknown				
Joe Rudi, R (1,7) OBP: 0.333, SLG: 0.381	L6		E 1B			G2		SH2-3		3	0	1	1	0	0	0					
Sal Bando, R (1,5) OBP: 0.346, SLG: 0.476	F7		E8			6-3				3	0	1	0	1	0	0					
Reggie Jackson, L (1,8) (8,9)		6-3	P6						4-3	3	0	0	0	1	0	4					
Gene Tenace, R (1,3) OBP: 0.304, SLG: 0.250		K			F7		4-3			3	0	0	0	0	1	1					
Jesus Alou, R (1,9) Vic Davalillo, L (8,8) OBP: 0.222, SLG: 0.222 OBP: 0.667, SLG: 1.000		F3			F7		6-3			3	0	0	0	0	0	0					
Ray Fosse, R (1,2) OBP: 0.176, SLG: 0.143			F3		6-3		6-3			3	0	0	0	0	0	0					
Dick Green, R (1,4) OBP: 0.125, SLG: 0.133			CS		K		6-3			2	0	0	0	1	1	0					
Ken Holtzman, R (1,1) Angel Mangual, R (5, PH) Rollie Fingers, R (6,1) Darold Knowles, L (9,1)			E		L6			K		1	1	1	0	0	0	0					
<b>Inning Stats</b>	R: 0 E: 0 K: 0 S: 3	H: 0 LOB: 0 BB: 0 P: 3	R: 0 E: 0 K: 1 S: 5	H: 0 LOB: 0 BB: 0 P: 5	R: 2 E: 2 K: 0 S: 6	H: 3 LOB: 2 BB: 1 P: 10	R: 0 E: 0 K: 0 S: 3	H: 0 LOB: 0 BB: 0 P: 3	R: 0 E: 0 K: 2 S: 7	H: 0 LOB: 0 BB: 0 P: 7	R: 0 E: 0 K: 0 S: 3	H: 0 LOB: 0 BB: 0 P: 3	R: 0 E: 0 K: 1 S: 6	H: 1 LOB: 2 BB: 1 P: 10	1B: 3 2B: 1 3B: 0 HR: 0	SF: 0 SAC: 1 DP: 0 HBP: 0		WP: 0 PB: 0 SB: 1 CS: 1	PA: 31		
<b>PITCHER</b>	IP	WLS	BF	H	R	ER	SO	BB	IBB	HBP	BLK	WP	HR	S	P	ERA	WHIP				
Jon Matlack, L (1,1) ERA:	6.0	L	23	3	2	0	3	2	0	0	0	0	0	27	35	0.00	0.833				
Tug McGraw, L (7,1) ERA:	2.0		8	1	0	0	1	0	1	0	0	0	0	9	13	0.00	0.500				





Batter	1	2	3	4	5	6	7	8	9	10	11	12	AB	R	H	RBI	BB	SO	LOB	TOP								
Wayne Garrett, L (1.5) OBP: 0.111, SLG: 0.206	K									E3		K	6	1	1	1	1	4	5									
Felix Millan, R (1.4) OBP: 0.313, SLG: 0.310	K		HR		FC6-4					F8		P3	6	0	0	0	1	1	5									
Rusty Staub, L (1.9) OBP: 0.304, SLG: 0.650 (9, PR) Willie Mays, R (9, PR) OBP: 0.333, SLG: 0.333	6-3				F7							P3	5	0	1	0	0	1	3									
Cleon Jones, R (1.7) OBP: 0.455, SLG: 0.586													2	1	1	1	0	0	0									
John Milner, L (1.3) OBP: 0.394, SLG: 0.259													5	3	3	1	1	0	1									
Jerry Grote, R (1.2) OBP: 0.258, SLG: 0.207													6	1	2	0	1	1	3									
Don Hahn, R (1.8) OBP: 0.276, SLG: 0.192													6	1	2	0	0	0	4									
Bud Harrelson, S (1.6) OBP: 0.286, SLG: 0.289													7	1	1	1	0	1	10									
Jerry Kosman, R (1.1) Ray Sadecki, L (1.4) George Theodore, R (9, PH) Harry Parker, R (9, PH) Ed Kranepool, L (9, PH) Jim Beauchamp, R (9, PH) Tug McGraw, L (12, 1) Joe Mauer, R (12, 1) George Stone, L (12, 1)													1	0	0	0	0	0	0									
<b>Inning Stats</b>	R: 0 E: 0 K: 2 S: 7	H: 0 LOB: 0 BB: 0 P: 7	R: 1 E: 0 K: 0 S: 4	H: 1 LOB: 0 BB: 0 P: 4	R: 1 E: 0 K: 1 S: 6	H: 1 LOB: 0 BB: 0 P: 6	R: 0 E: 1 K: 0 S: 5	H: 1 LOB: 2 BB: 0 P: 7	R: 0 E: 0 K: 0 S: 3	H: 1 LOB: 2 BB: 1 P: 10	R: 0 E: 0 K: 0 S: 5	H: 1 LOB: 1 BB: 0 P: 4	R: 0 E: 0 K: 1 S: 6	H: 1 LOB: 2 BB: 0 P: 7	R: 4 E: 2 K: 1 S: 11	H: 4 LOB: 2 BB: 0 P: 11	1B: 12 2B: 2 3B: 0 HR: 2	SF: 0 SAC: 1 DP: 1 HBP: 2	WP: 0 PB: 0 SB: 0 CS: 0	PA: 61								
<b>PITCHER</b>	IP: 1.1 WLS: 5.1 BF: 23 ERA: 3.76	IP: 0.0 WLS: 0.0 BF: 3 ERA: 0.00	IP: 0.0 WLS: 0.0 BF: 2 ERA: 0.00	IP: 0.0 WLS: 0.0 BF: 2 ERA: 0.00	IP: 0.0 WLS: 0.0 BF: 2 ERA: 0.00	IP: 0.0 WLS: 0.0 BF: 2 ERA: 0.00	IP: 0.0 WLS: 0.0 BF: 2 ERA: 0.00	IP: 0.0 WLS: 0.0 BF: 2 ERA: 0.00	IP: 0.0 WLS: 0.0 BF: 2 ERA: 0.00	IP: 0.0 WLS: 0.0 BF: 2 ERA: 0.00	IP: 0.0 WLS: 0.0 BF: 2 ERA: 0.00	IP: 0.0 WLS: 0.0 BF: 2 ERA: 0.00	IP: 0.0 WLS: 0.0 BF: 2 ERA: 0.00	IP: 0.0 WLS: 0.0 BF: 2 ERA: 0.00	IP: 0.0 WLS: 0.0 BF: 2 ERA: 0.00	IP: 0.0 WLS: 0.0 BF: 2 ERA: 0.00	IP: 0.0 WLS: 0.0 BF: 2 ERA: 0.00	IP: 0.0 WLS: 0.0 BF: 2 ERA: 0.00	IP: 0.0 WLS: 0.0 BF: 2 ERA: 0.00	IP: 0.0 WLS: 0.0 BF: 2 ERA: 0.00	IP: 0.0 WLS: 0.0 BF: 2 ERA: 0.00							
Vida Blue, L (1.1) ERA: 3.76																												
Horacio Pina, R (6.1) ERA: 1.2																												
Darold Knowles, L (6.1) ERA: 2.0																												
Blue Moon Odom, R (8.1) ERA: 1.29																												
Rollie Fingers, R (10.1) ERA: 1.59																												
<b>PITCHER</b>	IP: 1.1 WLS: 5.1 BF: 23 ERA: 3.76	IP: 0.1 WLS: 0.1 BF: 3 ERA: 0.00	IP: 0.1 WLS: 0.1 BF: 3 ERA: 0.00	IP: 0.1 WLS: 0.1 BF: 3 ERA: 0.00	IP: 0.1 WLS: 0.1 BF: 3 ERA: 0.00	IP: 0.1 WLS: 0.1 BF: 3 ERA: 0.00	IP: 0.1 WLS: 0.1 BF: 3 ERA: 0.00	IP: 0.1 WLS: 0.1 BF: 3 ERA: 0.00	IP: 0.1 WLS: 0.1 BF: 3 ERA: 0.00	IP: 0.1 WLS: 0.1 BF: 3 ERA: 0.00	IP: 0.1 WLS: 0.1 BF: 3 ERA: 0.00	IP: 0.1 WLS: 0.1 BF: 3 ERA: 0.00	IP: 0.1 WLS: 0.1 BF: 3 ERA: 0.00	IP: 0.1 WLS: 0.1 BF: 3 ERA: 0.00	IP: 0.1 WLS: 0.1 BF: 3 ERA: 0.00	IP: 0.1 WLS: 0.1 BF: 3 ERA: 0.00	IP: 0.1 WLS: 0.1 BF: 3 ERA: 0.00	IP: 0.1 WLS: 0.1 BF: 3 ERA: 0.00	IP: 0.1 WLS: 0.1 BF: 3 ERA: 0.00	IP: 0.1 WLS: 0.1 BF: 3 ERA: 0.00								
Bert Campaneris, R (1.6) OBP: 0.353, SLG: 0.581	6-3												6	2	1	0	0	2	4									
Joe Rudi, R (1.7) OBP: 0.367, SLG: 0.423													5	1	2	1	1	1	1									
Sal Bando, R (1.5) OBP: 0.344, SLG: 0.500													5	2	1	1	1	3	3									
Reggie Jackson, L (1.8) OBP: 0.256, SLG: 0.333													6	1	4	2	0	1	1									
Gene Tenace, R (1.3) OBP: 0.379, SLG: 0.261													3	0	1	1	3	1	3									
Jesus Alou, R (1.9) OBP: 0.333, SLG: 0.400													6	0	3	2	0	0	2									
Ray Fosse, R (1.2) OBP: 0.174, SLG: 0.105													5	0	0	0	1	1	4									
Dick Green, R (1.4) OBP: 0.111, SLG: 0.118													2	0	0	0	0	2	6									
Angel Mangual, R (6, PH) OBP: 0.091, SLG: 0.091													1	0	0	0	0	1	0									
Ted Kubiak, S (7, 4) OBP: 0.000, SLG: 0.000													0	0	0	0	0	0	0									
Mike Andrews, R (8, PH) OBP: 0.000, SLG: 0.000													2	0	0	0	1	1	0									
Vida Blue, S (12, 1) Horacio Pina, R (12, 1) Darold Knowles, L (12, 1) Blue Moon Odom, R (12, 1) Jesus Alou, R (12, 1) Ray Fosse, R (12, 1) Dick Green, R (12, 1) Angel Mangual, R (12, 1) Ted Kubiak, S (12, 1) Mike Andrews, R (12, 1)													2	0	0	0	0	0	0									
<b>Inning Stats</b>	R: 2 E: 0 K: 2 S: 10	H: 3 LOB: 3 BB: 2 P: 8	R: 1 E: 0 K: 2 S: 8	H: 2 LOB: 0 BB: 0 P: 8	R: 0 E: 1 K: 1 S: 10	H: 1 LOB: 2 BB: 1 P: 10	R: 0 E: 0 K: 2 S: 7	H: 0 LOB: 0 BB: 0 P: 7	R: 0 E: 0 K: 0 S: 3	H: 1 LOB: 0 BB: 0 P: 3	R: 0 E: 0 K: 1 S: 5	H: 0 LOB: 0 BB: 0 P: 5	R: 1 E: 0 K: 2 S: 8	H: 1 LOB: 2 BB: 1 P: 13	R: 0 E: 0 K: 0 S: 3	H: 0 LOB: 0 BB: 0 P: 3	R: 2 E: 0 K: 1 S: 8	H: 3 LOB: 2 BB: 1 P: 12	R: 0 E: 0 K: 2 S: 7	H: 0 LOB: 0 BB: 0 P: 7	R: 0 E: 0 K: 0 S: 7	H: 0 LOB: 0 BB: 0 P: 7	R: 1 E: 0 K: 0 S: 6	H: 2 LOB: 3 BB: 2 P: 13	1B: 6 2B: 4 3B: 3 HR: 0	SF: 0 SAC: 0 DP: 1 HBP: 1	WP: 0 PB: 0 SB: 1 CS: 2	PA: 55
<b>PITCHER</b>	IP: 2.1 WLS: 16 BF: 6 ERA: 3.97	IP: 0.0 WLS: 0.0 BF: 3 ERA: 0.00	IP: 0.0 WLS: 0.0 BF: 3 ERA: 0.00	IP: 0.0 WLS: 0.0 BF: 3 ERA: 0.00	IP: 0.0 WLS: 0.0 BF: 3 ERA: 0.00	IP: 0.0 WLS: 0.0 BF: 3 ERA: 0.00	IP: 0.0 WLS: 0.0 BF: 3 ERA: 0.00	IP: 0.0 WLS: 0.0 BF: 3 ERA: 0.00	IP: 0.0 WLS: 0.0 BF: 3 ERA: 0.00	IP: 0.0 WLS: 0.0 BF: 3 ERA: 0.00	IP: 0.0 WLS: 0.0 BF: 3 ERA: 0.00	IP: 0.0 WLS: 0.0 BF: 3 ERA: 0.00	IP: 0.0 WLS: 0.0 BF: 3 ERA: 0.00	IP: 0.0 WLS: 0.0 BF: 3 ERA: 0.00	IP: 0.0 WLS: 0.0 BF: 3 ERA: 0.00	IP: 0.0 WLS: 0.0 BF: 3 ERA: 0.00	IP: 0.0 WLS: 0.0 BF: 3 ERA: 0.00	IP: 0.0 WLS: 0.0 BF: 3 ERA: 0.00	IP: 0.0 WLS: 0.0 BF: 3 ERA: 0.00	IP: 0.0 WLS: 0.0 BF: 3 ERA: 0.00	IP: 0.0 WLS: 0.0 BF: 3 ERA: 0.00							
Jerry Kosman, L (1.1) ERA: 3.97																												
Ray Sadecki, L (3.1) ERA: 1.0																												
Harry Parker, R (5.1) ERA: 4.5																												
Tug McGraw, L (6.1) ERA: 2.77																												
George Stone, L (12.1) ERA: 1.17																												

New York Mets @ Oakland Athletics  
Oakland-Alameda County Coliseum, Oakland, CA

AB 54  
R 10  
H 15  
RBI 5  
BB 4  
SO 10  
LOB 34



WP: 0 PA: 61  
PB: 0  
SB: 0  
CS: 0

Sun Oct 14 1973, 3:33 AM PDT  
Alt. 49, 151 - Unknown

New York Mets @ Oakland Athletics  
Oakland-Alameda County Coliseum, Oakland, CA

AB 47  
R 7  
H 13  
RBI 7  
BB 7  
SO 15  
LOB 27



Sun Oct 14 1973, 3:33 AM PDT  
Alt. 49, 151 - Unknown







Batter	1	2	3	4	5	6	7	8	9	AB	R	H	RBI	BB	SO	LOB	TOP					
Bert Campaneris, R OBP: 0.356, SLG: 0.512	B3		5-3		FC5-4			1B HBP	K	4	0	0	0	0	1	4						
Joe Rudi, R OBP: 0.359, SLG: 0.429	L9			K		P4		1B		4	0	1	0	0	1	0						
Sal Bando, R OBP: 0.350, SLG: 0.485	BB			E5 1B 6-3		6-3		L7		3	1	0	0	1	0	2						
Reggie Jackson, L OBP: 0.225, SLG: 0.282	K			6-3 1B		L7		4-3		4	0	1	0	0	1	3						
Gene Tenace, R OBP: 0.421, SLG: 0.310		5-3		6-3		FC6-4 BB		BB 1B		3	0	1	1	1	0	1						
Jesus Alou, R OBP: 0.250, SLG: 0.300	F3			F7		FC6-4		L6		4	0	0	0	0	0	3						
Ray Fosse, R OBP: 0.172, SLG: 0.120	K					F8		K		4	0	1	0	0	2	2						
Dick Green, R OBP: 0.095, SLG: 0.100						P4				1	0	0	0	0	1	0						
Angel Mangual, R OBP: 0.071, SLG: 0.071			K			G1-3				1	0	0	0	0	0	1						
Ted Kubiak, S										1	0	0	0	0	0	1						
Deron Johnson, R OBP: 0.333, SLG: 0.308								BB 1B		1	0	1	0	0	0	0						
Ken Holtzman, R OBP: 1.000, SLG: 2.990										0	0	0	0	0	0	0						
Blue Moon Odum, R										1	0	0	0	0	1	0						
Darold Knowles, L										0	0	0	0	0	0	0						
Billy Conigliaro, R										1	0	0	0	0	0	1						
Horacio Pina, R										0	0	0	0	0	0	0						
Mike Andrews, R										1	0	0	0	0	0	0						
Paul Lindblad, L										0	0	0	0	0	0	0						
Vic Davallo, L OBP: 0.000, SLG: 0.643								BB		0	0	0	0	1	0	0						
<b>Inning Stats</b>	R: 0 E: 0 K: 1 S: 5	H: 0 LOB: 1 BB: 1 P: 9	R: 0 E: 0 K: 1 S: 5	H: 0 LOB: 0 BB: 0 P: 5	R: 0 E: 0 K: 2 S: 7	H: 0 LOB: 0 BB: 0 P: 7	R: 1 E: 1 K: 1 S: 7	H: 1 LOB: 1 BB: 0 P: 7	R: 0 E: 0 K: 0 S: 4	H: 1 LOB: 1 BB: 0 P: 4	R: 0 E: 0 K: 0 S: 3	H: 0 LOB: 0 BB: 0 P: 3	R: 0 E: 0 K: 0 S: 3	H: 0 LOB: 1 BB: 1 P: 7	R: 0 E: 0 K: 0 S: 4	H: 1 LOB: 2 BB: 0 P: 5	R: 0 E: 0 K: 2 S: 9	H: 2 LOB: 3 BB: 1 P: 13	1B: 5 2B: 0 3B: 0 HR: 0	SF: 0 SAC: 0 DP: 0 HBP: 1	WP: 0 PB: 0 SB: 0 CS: 0	PA: 37
<b>PITCHER</b>	IP WLS BF H R ER SO BB IBB HBP BLK WP HR S P ERA WHIP																					
Jon Matlack, L ERA	(1, 1)	8.0 W 31 3 1 0 5 2 0 1 0 0 0 0 0 38 47 0.00 0.625																				
Ray Sadecki, L ERA	(9, 1)	1.0 S 6 2 0 0 2 1 0 0 0 0 0 0 0 9 13 0.00 3.000																				

Oakland Athletics @ New York Mets  
Shea Stadium, Flushing, NY  
Wed Oct 17 1973, 7:05 PM EDT  
Att: 54,817 - Unknown

AB 33  
R 1  
H 5  
RBI 1  
BB 3  
SO 7  
LOB 18



Batter	1	2	3	4	5	6	7	8	9	AB	R	H	RBI	BB	SO	LOB	BOTTOM			
Wayne Garrett, L OBP: 0.213, SLG: 0.310	1B HR	5-3		E 1B HBP		4-3		K		4	2	1	0	0	1	1				
Felix Milten, R OBP: 0.310, SLG: 0.308	1B HR	5-3		E4 1B G1-2-3		5-3		L5		5	1	1	0	0	0	3				
Rusty Staub, L OBP: 0.412, SLG: 0.767	1B HR			1B BB						4	1	4	5	1	0	0				
Cleon Jones, R OBP: 0.419, SLG: 0.486	4-3			BB 1B				1B		3	0	1	0	1	0	1				
George Theodore, R				BB 1B						1	0	0	0	0	0	1				
John Milner, L OBP: 0.405, SLG: 0.242	1B BB			FC1-2-5 G4-6-3		G1-2-3		4-3		3	0	0	0	1	0	5				
Jerry Grote, R OBP: 0.275, SLG: 0.237	1B			G4-6-3				G3 1B		4	0	3	0	0	0	2				
Don Hahn, R OBP: 0.283, SLG: 0.229	G5-4-3							G3		4	1	1	0	0	0	4				
Bud Harrelson, S OBP: 0.351, SLG: 0.303		6-3		E 1B HBP				1B IBB		2	1	1	0	2	0	0				
Jon Matlack, L OBP: 0.500, SLG: 0.200				E 1B						3	0	1	0	1	1	4				
Ray Sadecki, L				K						0	0	0	0	0	0	0				
<b>Inning Stats</b>	R: 3 E: 0 K: 0 S: 6	H: 4 LOB: 1 BB: 1 P: 10	R: 0 E: 0 K: 0 S: 3	H: 0 LOB: 1 BB: 1 P: 7	R: 0 E: 0 K: 0 S: 3	H: 1 LOB: 1 BB: 1 P: 7	R: 3 E: 1 K: 1 S: 8	H: 3 LOB: 2 BB: 1 P: 13	R: 0 E: 0 K: 0 S: 3	H: 1 LOB: 1 BB: 1 P: 7	R: 0 E: 0 K: 0 S: 4	H: 1 LOB: 0 BB: 0 P: 4	R: 0 E: 0 K: 0 S: 4	H: 2 LOB: 2 BB: 1 P: 8	R: 0 E: 0 K: 1 S: 6	H: 1 LOB: 1 BB: 0 P: 6	1B: 12 2B: 0 3B: 0 HR: 1	SF: 0 SAC: 0 DP: 4 HBP: 1	WP: 1 PB: 0 SB: 0 CS: 0	PA: 40
<b>PITCHER</b>	IP WLS BF H R ER SO BB IBB HBP BLK WP HR S P ERA WHIP																			
Ken Holtzman, L ERA: 2.76	(1, 1)	2.2 L 11 3 2 2 0 2 0 0 0 0 1 0 9 17 6.75 1.875																		
Blue Moon Odum, R ERA: 2.79	(1, 1)	1.0 6 1 1 0 1 1 0 1 0 0 0 0 6 11 0.00 2.000																		
Darold Knowles, L ERA	(4, 1)	3.0 13 4 0 0 0 1 1 0 0 0 0 0 11 19 0.00 1.667																		
Horacio Pina, R ERA	(5, 1)	1.0 4 1 0 0 1 0 0 0 0 0 0 0 6 6 0.00 1.000																		
Paul Lindblad, L ERA	(8, 1)																			

Oakland Athletics @ New York Mets  
Shea Stadium, Flushing, NY  
Wed Oct 17 1973, 7:05 PM EDT  
Att: 54,817 - Unknown

AB 33  
R 6  
H 13  
RBI 5  
BB 6  
SO 2  
LOB 21





Batter	1	2	3	4	5	6	7	8	9	AB	R	H	RBI	BB	SO	LOB	TOP								
Bert Campaneris, R (1, 6) OBP: 0.367, SLG: 0.500	5-3		PO 1B			E BB	K			3	0	1	0	1	1	3									
Joe Rudi, R (1, 7) OBP: 0.326, SLG: 0.385	6-3		PO 1-2	P4		F2		5-3		4	0	0	0	0	0	1									
Sal Bando, R (1, 5) OBP: 0.364, SLG: 0.472	BB			G4-6-3 1B		E5 FC6 1-2		F7		3	0	1	0	1	0	1									
Reggie Jackson, L (1, 8) OBP: 0.227, SLG: 0.262	K			G4-6-3 1-2		FC6 1-2		BB BB		3	0	0	0	1	1	4									
Gene Tenace, R (1, 3) OBP: 0.452, SLG: 0.300 Blue Moon Odom, R (8, PR) Pat Bourque, L (8, 3) OBP: 0.600, SLG: 0.333		K				BB		2B BB	1-2 BB	1	0	0	0	3	1	0									
Jesus Alou, R (1, 9) OBP: 0.208, SLG: 0.250	6-3				F2		F2	L5		4	0	0	0	0	0	4									
Ray Fosse, R (1, 2) OBP: 0.182, SLG: 0.172	6-3				P4		2B		L7	4	0	1	0	0	0	1									
Dick Green, R (1, 4) OBP: 0.087, SLG: 0.091 Deron Johnson, R (7, PH) Allan Lewis, S (7, PR) Ted Kubiak, S (7, 4)			F8		F8		BB		K	2	0	0	0	0	0	1									
Vida Blue, S (1, 1) Darold Knowles, L (6, 1) Angel Mangual, R (7, PH) Rolie Fingers, R (7, 1) Billy Conigliaro, R (9, PH)			K			K	P6		K	2	0	0	0	0	2	0									
<b>Inning Stats</b>	R: 0 E: 0 K: 1 S: 5	H: 0 LOB: 1 BB: 1 P: 9	R: 0 E: 0 K: 1 S: 5	H: 0 LOB: 0 BB: 0 P: 5	R: 0 E: 0 K: 1 S: 5	H: 1 LOB: 0 BB: 0 P: 5	R: 0 E: 0 K: 0 S: 3	H: 1 LOB: 0 BB: 0 P: 3	R: 0 E: 0 K: 0 S: 3	H: 0 LOB: 1 BB: 1 P: 7	R: 0 E: 1 K: 1 S: 6	H: 0 LOB: 2 BB: 1 P: 10	R: 0 E: 0 K: 1 S: 6	H: 1 LOB: 3 BB: 2 P: 14	R: 0 E: 0 K: 0 S: 3	H: 0 LOB: 2 BB: 2 P: 11	R: 0 E: 0 K: 2 S: 7	H: 0 LOB: 0 BB: 0 P: 7	1B: 2 2B: 1 3B: 0 HR: 0	SF: 0 SAC: 0 DP: 1 HBP: 0	WP: 0 PB: 0 SB: 0 CS: 0	PA: 37			
<b>PITCHER</b>	IP	WLS	BF	H	R	ER	SO	BB	IBB	HBP	BLK	WP	HR	S	P	ERA	WHIP								
Jerry Koosman, L (1, 1) ERA: 2.55	6.1	W	25	3	0	0	4	4	0	0	0	0	0	29	45	0.00	1.105								
Tug McGraw, L (7, 1) ERA: 2.04	2.2	S	11	0	0	0	3	3	0	0	0	0	0	14	26	0.00	1.125								

Oakland Athletics @ New York Mets  
Shea Stadium, Flushing, NY  
Thu Oct 18 1973, 7:05 PM EDT  
Att: 54,817 - Unknown

AB	29
R	0
H	3
RBI	0
BB	7
SO	7
LOB	18



Batter	1	2	3	4	5	6	7	8	9	AB	R	H	RBI	BB	SO	LOB	BOTTOM								
Wayne Garrett, L (1, 5) OBP: 0.216, SLG: 0.289	K		K		G3 WP BB		4-3			3	0	0	0	1	2	0									
Felix Milten, R (1, 4) OBP: 0.283, SLG: 0.279	3-1		6-3		G3 1-3		5-3			4	0	0	0	0	0	1									
Rusty Staub, L (1, 9) OBP: 0.421, SLG: 0.727	L7			FC1-5 1B	6-3		FC6-4 BB			3	0	1	0	1	0	1									
Cleon Jones, R (1, 7) OBP: 0.426, SLG: 0.512		1B 2B		E FC1-5 1B		F7	FC6-4 1-2			4	1	2	0	0	0	1									
John Milner, L (1, 3) OBP: 0.413, SLG: 0.270		FC6-4 2H 1B		FC1-5 E 1-2 2-3F		3-1		SH3-4 1B		4	0	2	1	0	0	2									
Jerry Grote, R (1, 2) OBP: 0.278, SLG: 0.244		F8		F3		3B 1B		SH3-4 1-2		3	1	1	0	0	0	3									
Don Hahn, R (1, 8) OBP: 0.282, SLG: 0.282		FC6-4 1-2		E6 1-2 2-3		3B		K		4	0	1	1	0	1	4									
Bud Harrelson, S (1, 6) OBP: 0.366, SLG: 0.286		F7		P3		IBB		IBB		2	0	0	0	2	0	4									
Jerry Koosman, R (1, 1) OBP: 0.250, SLG: 0.250 Tug McGraw, R (7, 1) OBP: 0.250, SLG: 0.250			K			K		4-3		3	0	0	0	0	3	2									
<b>Inning Stats</b>	R: 0 E: 0 K: 1 S: 5	H: 2 LOB: 1 BB: 0 P: 5	R: 1 E: 0 K: 0 S: 5	H: 2 LOB: 1 BB: 0 P: 5	R: 0 E: 0 K: 2 S: 7	H: 0 LOB: 0 BB: 0 P: 7	R: 0 E: 1 K: 0 S: 6	H: 2 LOB: 3 BB: 0 P: 6	R: 0 E: 0 K: 1 S: 5	H: 0 LOB: 1 BB: 1 P: 9	R: 1 E: 0 K: 1 S: 7	H: 2 LOB: 2 BB: 1 P: 11	R: 0 E: 0 K: 0 S: 3	H: 0 LOB: 1 BB: 1 P: 7	R: 0 E: 0 K: 1 S: 6	H: 1 LOB: 2 BB: 1 P: 10	1B: 5 2B: 1 3B: 1 HR: 0	SF: 0 SAC: 1 DP: 0 HBP: 0	WP: 1 PB: 0 SB: 0 CS: 0	PA: 36					
<b>PITCHER</b>	IP	WLS	BF	H	R	ER	SO	BB	IBB	HBP	BLK	WP	HR	S	P	ERA	WHIP								
Vida Blue, L (1, 1) ERA: 7.0	5.2	L	25	6	2	2	4	1	0	0	0	0	0	3	7	0.00	1.235								
Darold Knowles, L (6, 1) ERA	0.1		2	0	0	0	1	0	1	0	0	0	0	3	7	0.00	0.000								
Rolie Fingers, R (7, 1) ERA: 1.32	2.0		9	1	0	0	1	1	1	0	0	0	0	9	17	0.00	1.000								

Oakland Athletics @ New York Mets  
Shea Stadium, Flushing, NY  
Thu Oct 18 1973, 7:05 PM EDT  
Att: 54,817 - Unknown

AB	31
R	2
H	7
RBI	2
BB	4
SO	6
LOB	20





Batter	1	2	3	4	5	6	7	8	9	AB	R	H	RBI	BB	SO	LOB	TOP										
Wayne Garrett, L (1.5) OBP: 0.236, SLG: 0.292	4-0 1B BB		0-0 P6			0-0 F8		0-0 1B		3	0	1	0	1	0	0	<b>New York Mets @ Oakland Athletics</b> Oakland-Alameda County Coliseum, Oakland, CA Sat Oct 20 1973, 3:33 AM PDT Att: 49,333 - Unknown <a href="http://livebaseballscores.com">livebaseballscores.com</a>										
Felix Milten, R (1.4) OBP: 0.280, SLG: 0.277	0-0 F4		0-0 F8			0-0 6-3		0-0 1B		4	0	1	1	0	0	1											
Rusty Staub, L (1.9) OBP: 0.405, SLG: 0.676	0-0 1-2 1B				0-0 P4		0-0 4-3		0-0 K	4	0	1	0	0	1	2											
Cleon Jones, R (1.7) OBP: 0.392, SLG: 0.467	0-0 F8				0-0 6-3		0-0 6-3		0-0 F8	4	0	0	0	0	0	4											
John Milner, L (1.3) OBP: 0.400, SLG: 0.268	0-0 F8				0-0 G3		0-0 FC6-4 1B		0-0 F9	4	0	1	0	0	0	2											
Jerry Grote, R (1.2) OBP: 0.277, SLG: 0.244		0-0 F7				0-0 1B		0-0 L7		4	0	1	0	0	0	1											
Don Hahn, R (1.8) Ed Kranepool, L (8, PH) OBP: 0.262, SLG: 0.262 OBP: 0.250, SLG: 0.250		0-0 P6			0-3 K		0-0 FC6-4		0-0 P4	3	0	0	0	0	1	2											
Bud Harrelson, S (1.6) OBP: 0.341, SLG: 0.263		0-0 3-1				0-0 F8		0-0 F8		3	0	0	0	0	0	1											
Tom Seaver, R (1.1) OBP: 0.250, SLG: 0.364						0-0 F8		0-0 1B		2	0	0	0	0	0	1											
Ken Boswell, L (8, PH) OBP: 0.697, SLG: 0.667						0-0 F7		0-0 1B		1	1	1	0	0	0	0											
Tug McGraw, R (8.1) OBP: 0.250, SLG: 0.250								0-0 1B		0	0	0	0	0	0	0											
<b>Inning Stats</b>	R: 0 E: 0 K: 0 S: 4	H: 1 LOB: 2 BB: 1 P: 8	R: 0 E: 0 K: 0 S: 3	H: 0 LOB: 0 BB: 0 P: 3	R: 0 E: 0 K: 0 S: 3	H: 0 LOB: 0 BB: 0 P: 3	R: 0 E: 0 K: 1 S: 6	H: 1 LOB: 1 BB: 0 P: 6	R: 0 E: 0 K: 0 S: 3	H: 0 LOB: 0 BB: 0 P: 3	R: 0 E: 0 K: 0 S: 4	H: 1 LOB: 1 BB: 0 P: 4	R: 1 E: 0 K: 1 S: 8	H: 3 LOB: 2 BB: 0 P: 8	R: 0 E: 0 K: 0 S: 3	H: 0 LOB: 0 BB: 0 P: 3	1B: 6 2B: 0 3B: 0 HR: 0	SF: 0 SAC: 0 DP: 0 HBP: 0	WP: 0 PA: 34 PB: 0 SB: 0 CS: 0								
<b>PITCHER</b>	IP	WLS	BF	H	R	ER	SO	BB	IBB	HBP	BLK	WP	HR	S	P	ERA	WHIP										
Catfish Hunter, R (1.1) ERA: 1.82	7.1	W	27	4	1	1	1	1	0	0	0	0	0	28	32	1.23	0.682										
Darold Knowles, L (8.1) ERA:	0.1		3	2	0	0	1	0	0	0	0	0	0	5	5	0.00	6.000										
Rollie Fingers, R (8.1) ERA: 1.2	1.1	S	4	0	0	0	0	0	0	0	0	0	0	4	4	0.00	0.000										

Batter	1	2	3	4	5	6	7	8	9	AB	R	H	RBI	BB	SO	LOB	BOTTOM										
Bert Campaneris, R (1.6) OBP: 0.340, SLG: 0.458	0-0 F8		0-0 F3			0-0 5-3		0-3 K		4	0	0	0	0	1	0	<b>New York Mets @ Oakland Athletics</b> Oakland-Alameda County Coliseum, Oakland, CA Sat Oct 20 1973, 3:33 AM PDT Att: 49,333 - Unknown <a href="http://livebaseballscores.com">livebaseballscores.com</a>										
Joe Rudi, R (1.7) OBP: 0.340, SLG: 0.381	0-0 2B 1B		0-3 K		0-0 P4		4-0 WP BB			3	1	1	0	1	1	0											
Sal Bando, R (1.5) OBP: 0.354, SLG: 0.450	0-3 K		0-0 2B 1B		0-0 E5		0-0 F8			4	1	1	0	0	1	2											
Reggie Jackson, L (1.9) OBP: 0.271, SLG: 0.348	0-0 1-H 2B		0-0 1-H 2B		0-0 4-3			0-0 E8 SF7 1B		4	1	3	2	0	0	1											
Gene Tenace, R (1.2) OBP: 0.435, SLG: 0.273	0-3 K		0-0 P3			0-0 5-3		4-0 CS BB		3	0	0	0	1	1	2											
Vic Davallilo, L (1.8) OBP: 0.474, SLG: 0.563		4-0 G1-3 6-3 BB			0-0 G3		0-0 F8		0-0 SF7	2	0	0	0	1	0	0											
Jesus Alou, R (8, PH) OBP: 0.200, SLG: 0.250								0-0 3-H 0-3		0	0	0	1	0	0	0											
Deron Johnson, R (1.3) OBP: 0.350, SLG: 0.294		0-0 6-3			0-0 6-3			0-0 K		4	0	1	0	0	1	2											
Ray Fosse, R (9.2) OBP: 0.182, SLG: 0.172		1-2						0-0 1B		0	0	0	0	0	0	0											
Dick Green, R (1.4) OBP: 0.115, SLG: 0.120		0-0 G1-3			0-0 G1-3			0-0 G1-3		3	0	1	0	0	0	2											
Catfish Hunter, R (1.1) ERA: 1.99		0-3						0-3 K		3	0	0	0	0	2	2											
Darold Knowles, L (8.1) ERA:										0	0	0	0	0	0	0											
Rollie Fingers, R (8.1) ERA: 1.93										0	0	0	0	0	0	0											
<b>Inning Stats</b>	R: 1 E: 0 K: 2 S: 9	H: 2 LOB: 1 BB: 0 P: 9	R: 0 E: 0 K: 1 S: 5	H: 0 LOB: 1 BB: 1 P: 9	R: 1 E: 0 K: 1 S: 7	H: 2 LOB: 1 BB: 0 P: 7	R: 0 E: 0 K: 0 S: 4	H: 1 LOB: 1 BB: 0 P: 4	R: 0 E: 0 K: 0 S: 4	H: 0 LOB: 1 BB: 0 P: 4	R: 0 E: 0 K: 2 S: 7	H: 0 LOB: 1 BB: 1 P: 11	R: 1 E: 1 K: 1 S: 5	H: 1 LOB: 1 BB: 1 P: 9	R: 0 E: 0 K: 0 S: 1	H: 0 LOB: 0 BB: 0 P: 3	1B: 5 2B: 3 3B: 0 HR: 0	SF: 1 SAC: 0 DP: 1 HBP: 0	WP: 1 PA: 34 PB: 0 SB: 0 CS: 1								
<b>PITCHER</b>	IP	WLS	BF	H	R	ER	SO	BB	IBB	HBP	BLK	WP	HR	S	P	ERA	WHIP										
Tom Seaver, R (1.1) ERA: 1.99	7.0	L	30	6	2	2	6	2	0	0	0	0	0	40	48	2.57	1.143										
Tug McGraw, L (8.1) ERA: 1.93	1.0		4	1	1	0	1	1	0	0	0	0	0	5	9	0.00	2.000										

AB 33  
R 1  
H 6  
RBI 1  
BB 1  
SO 2  
LOB 14



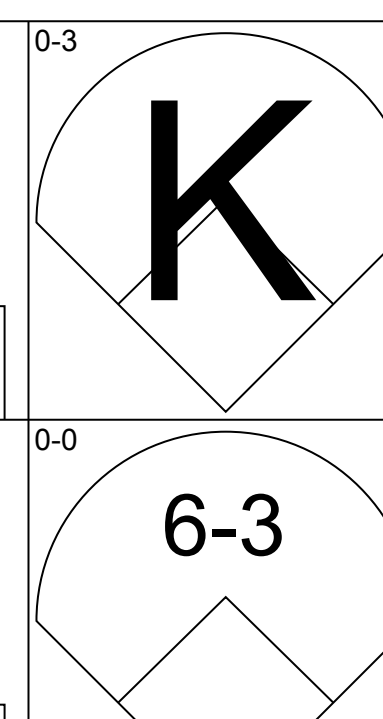
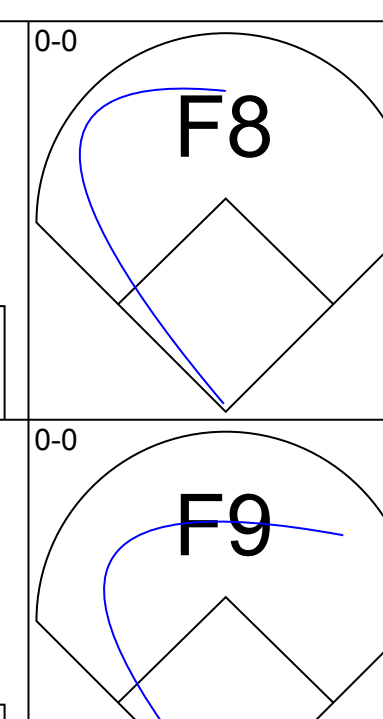
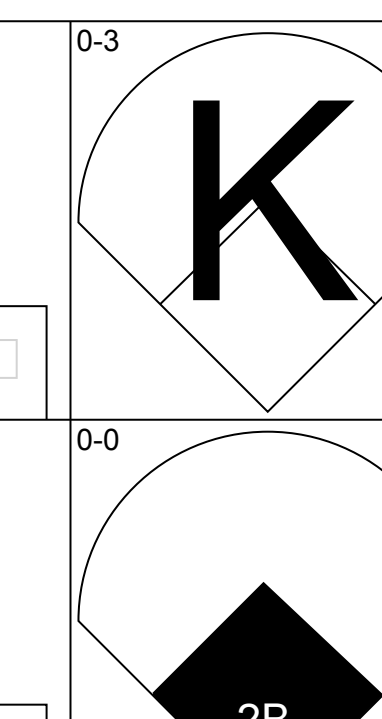

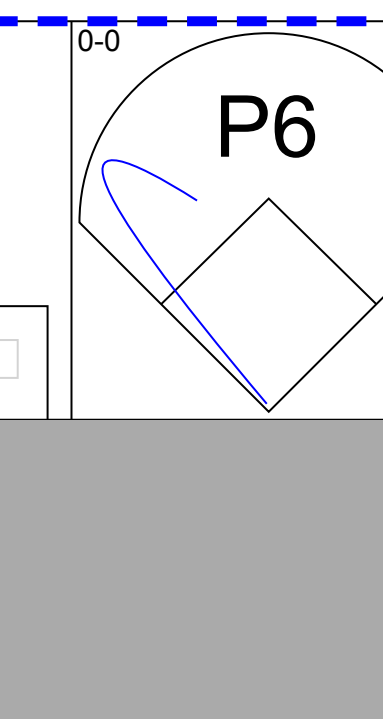
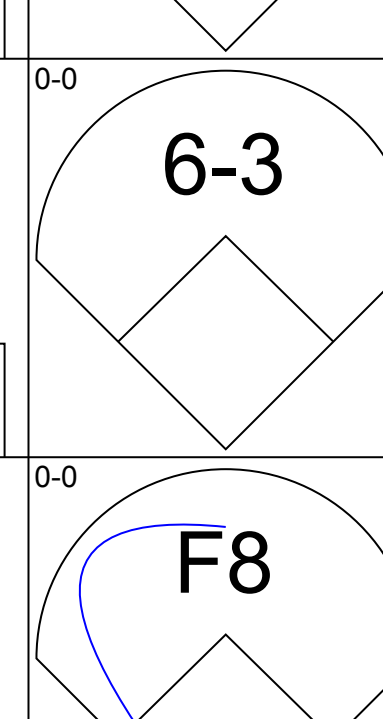
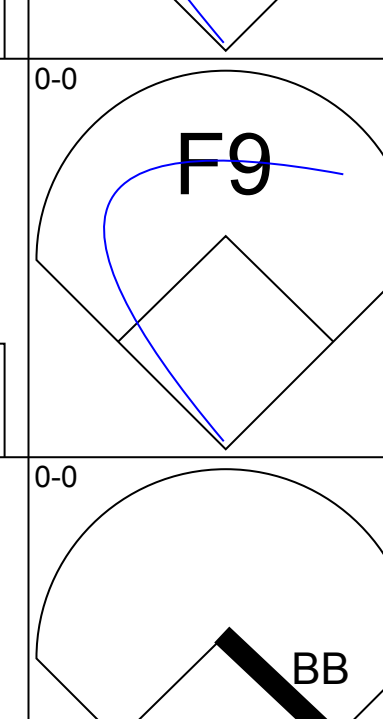
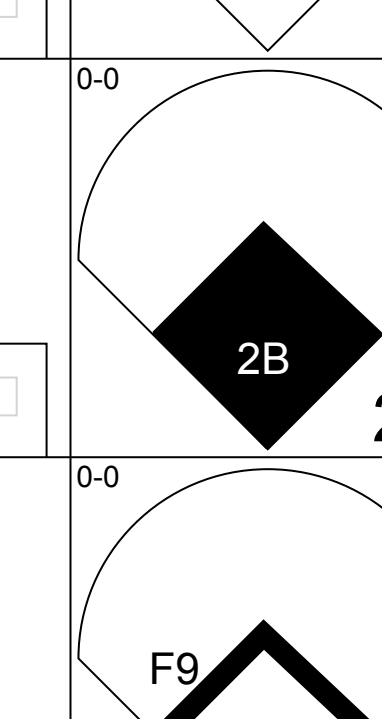
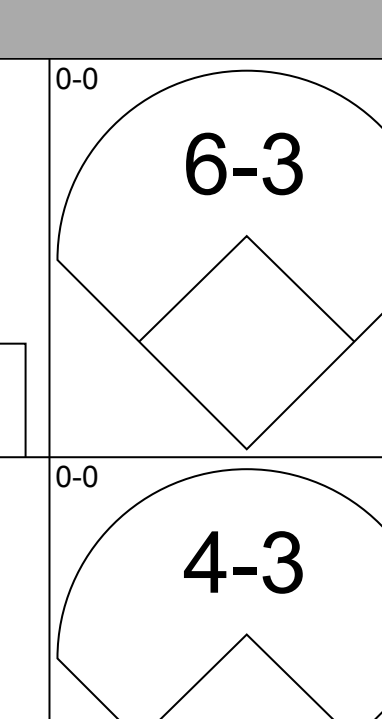
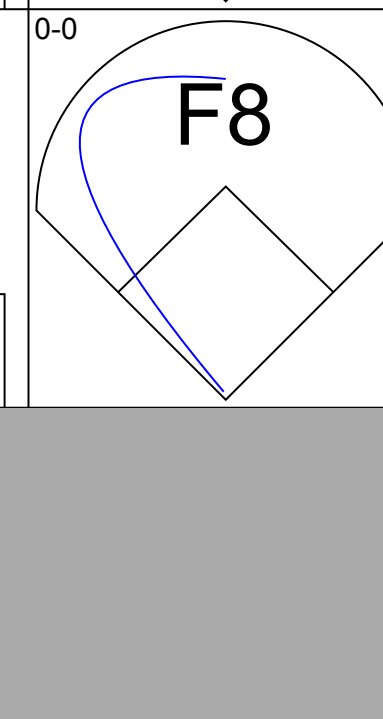
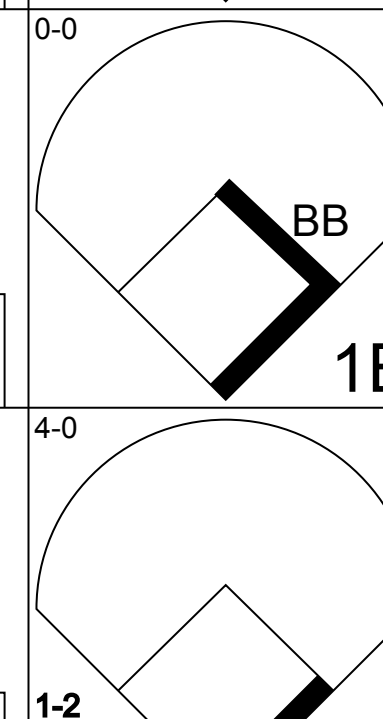
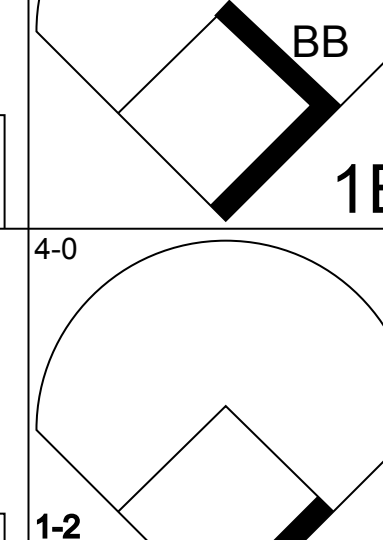
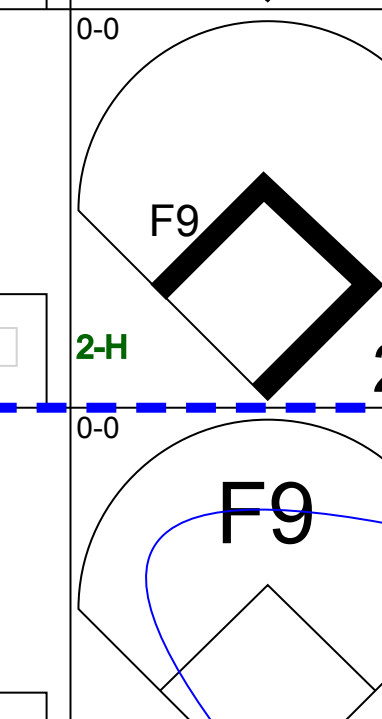
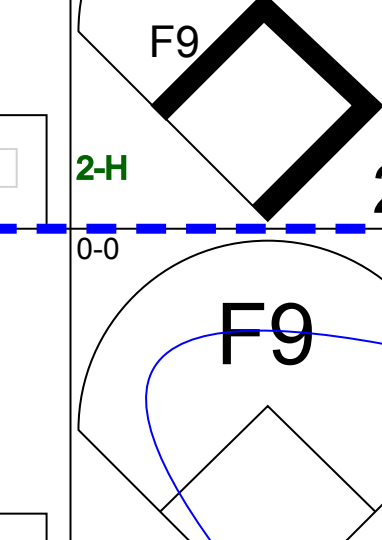
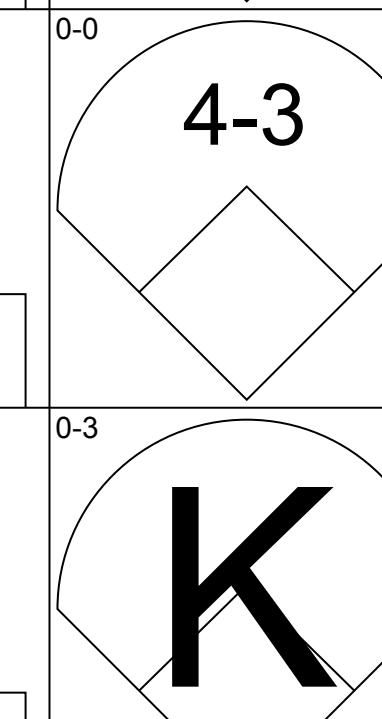
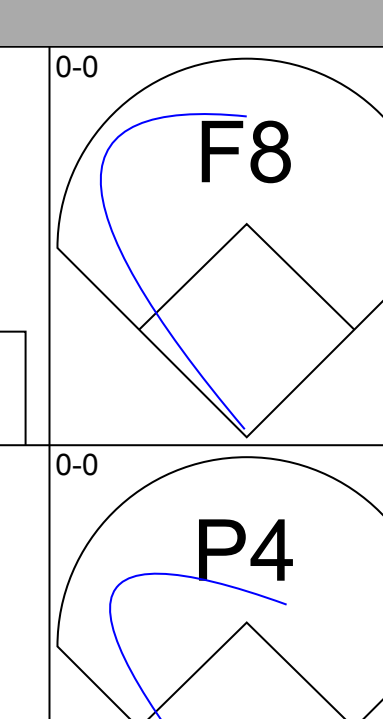
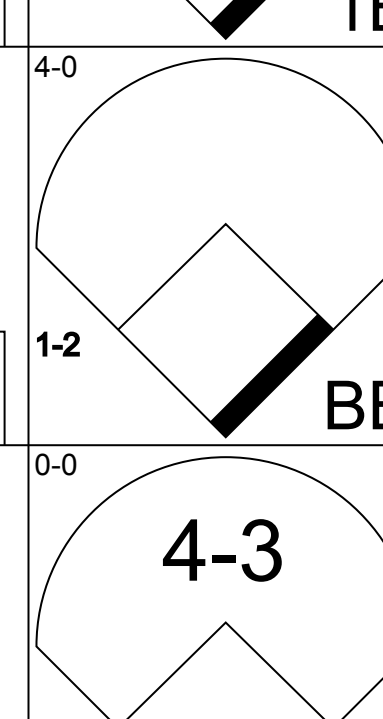
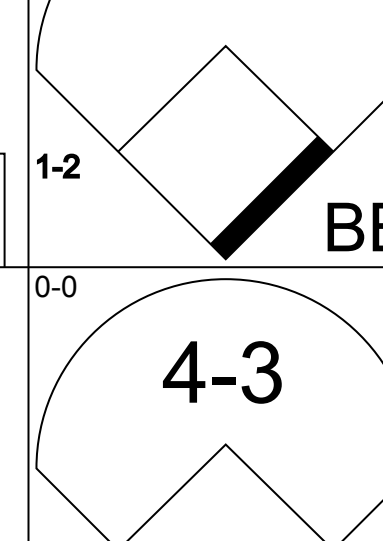
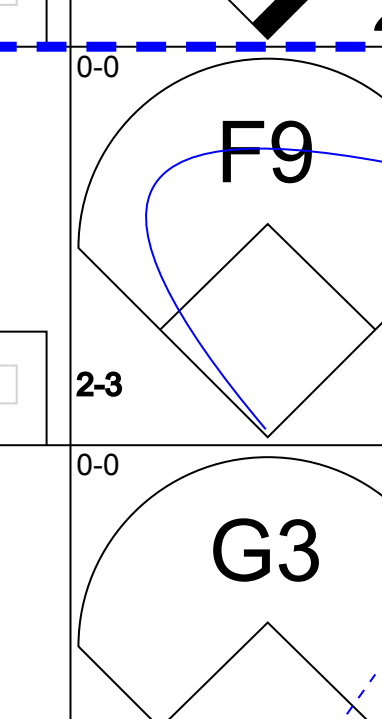
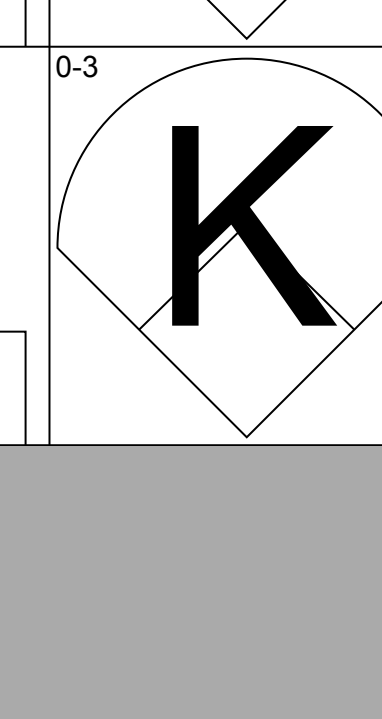
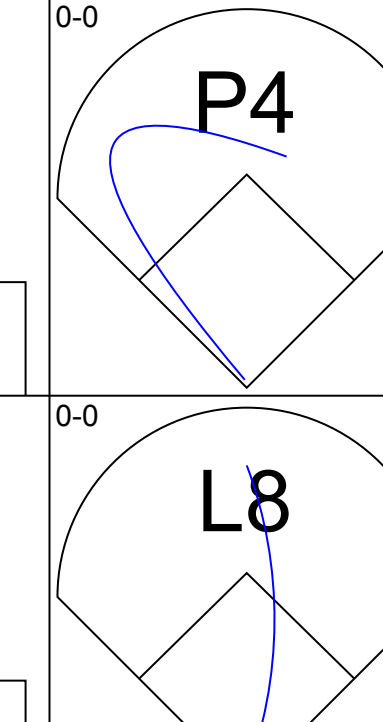
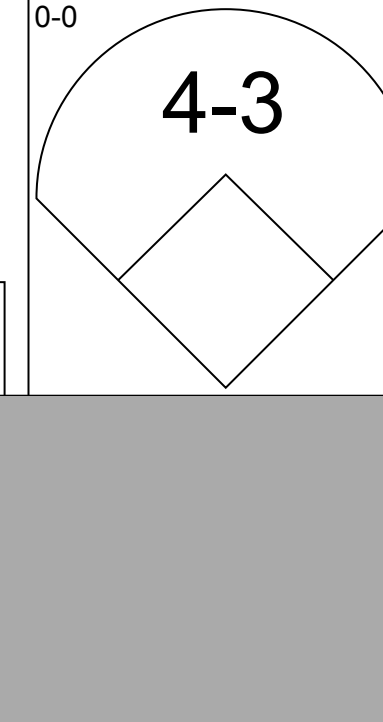
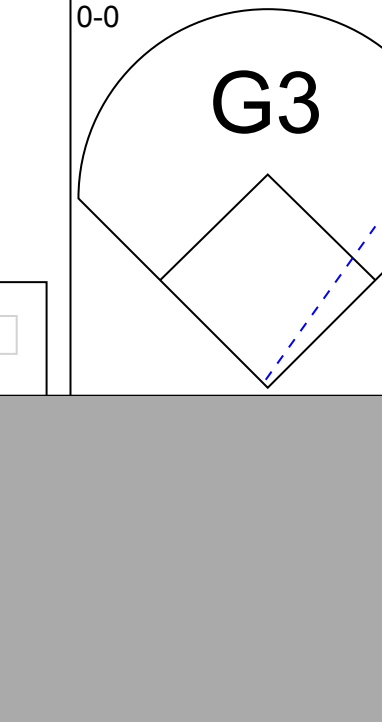
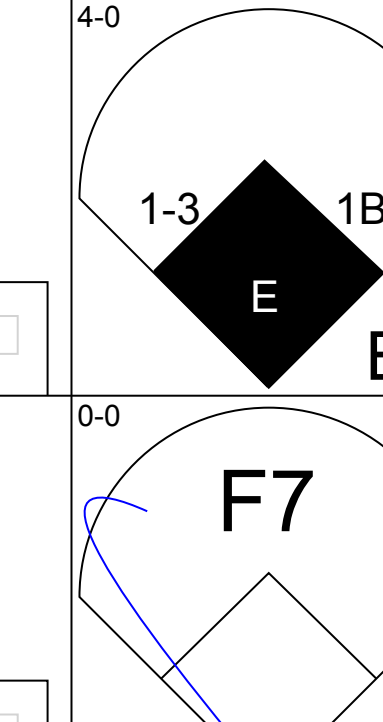
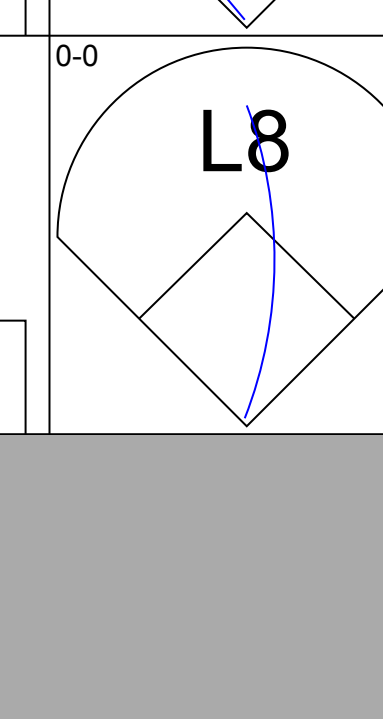
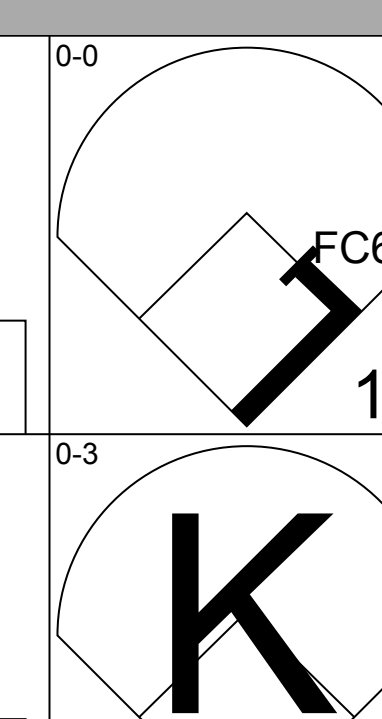
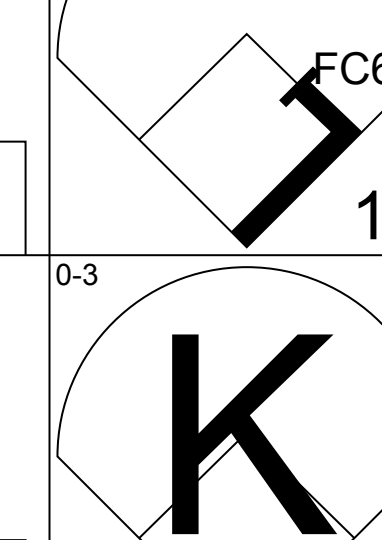
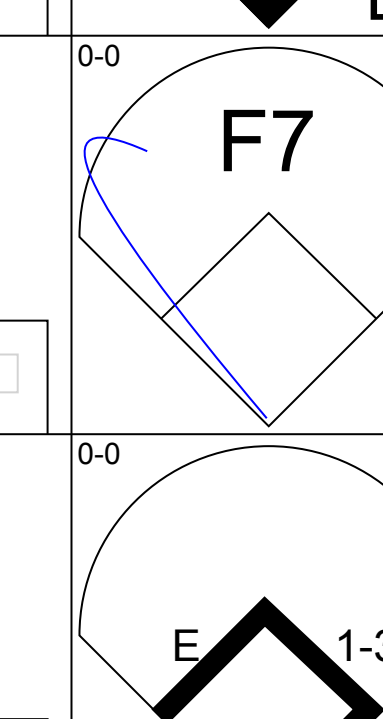
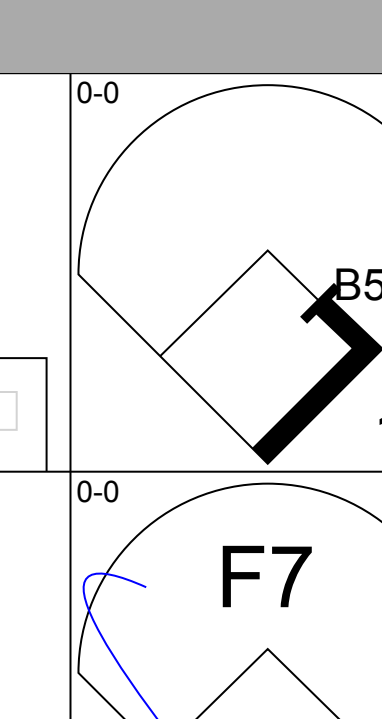
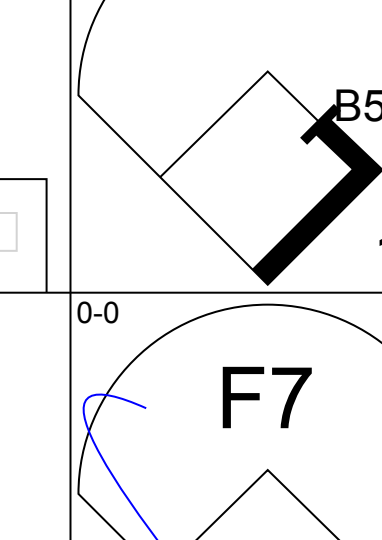
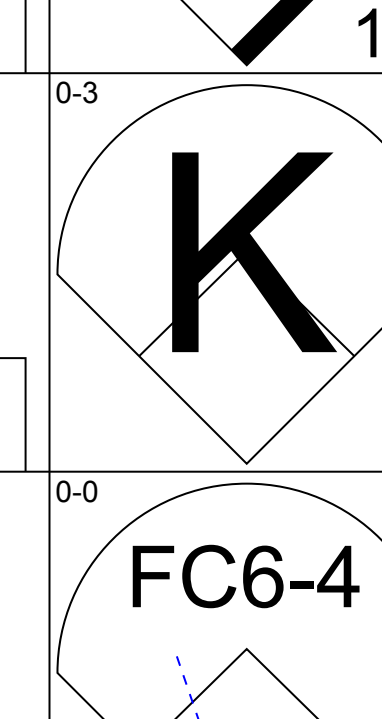
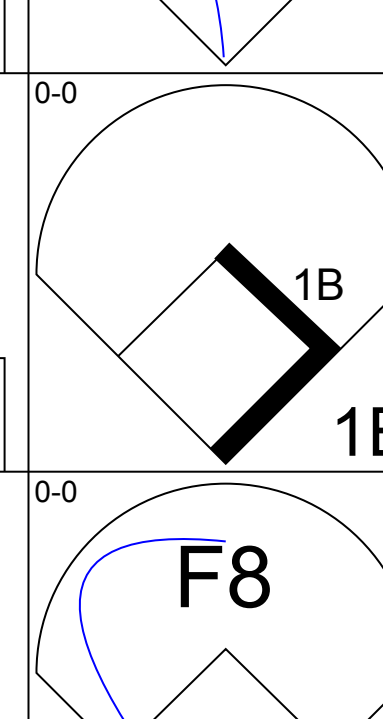
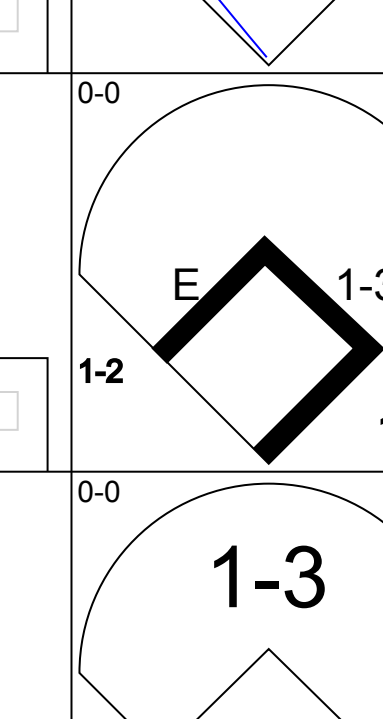
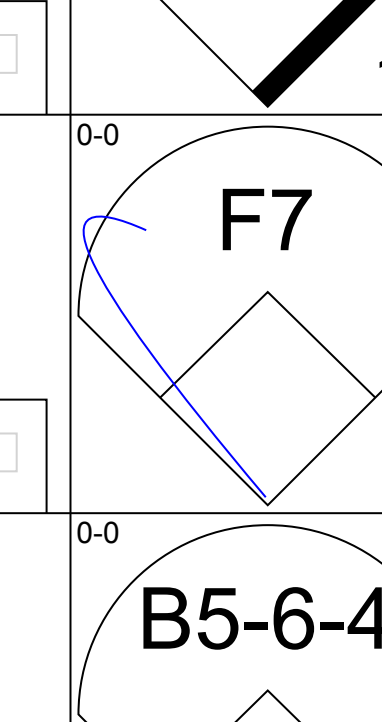
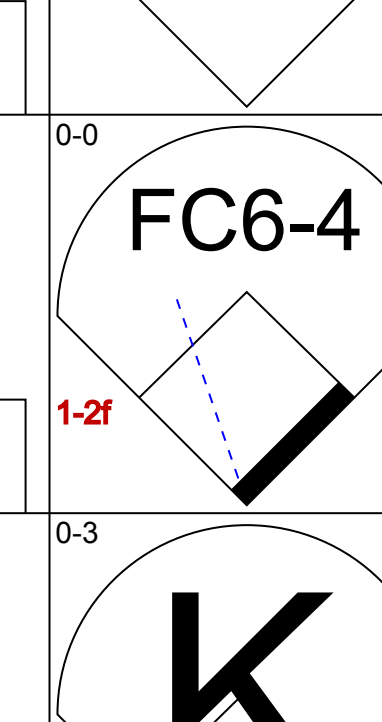
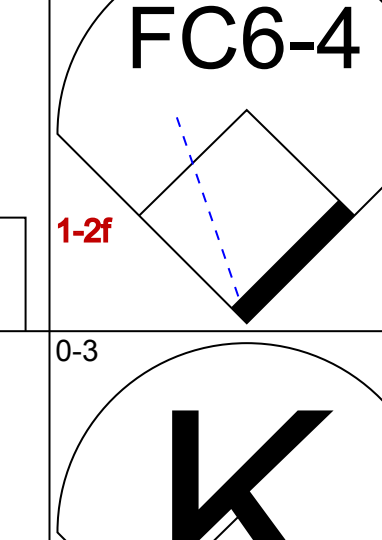
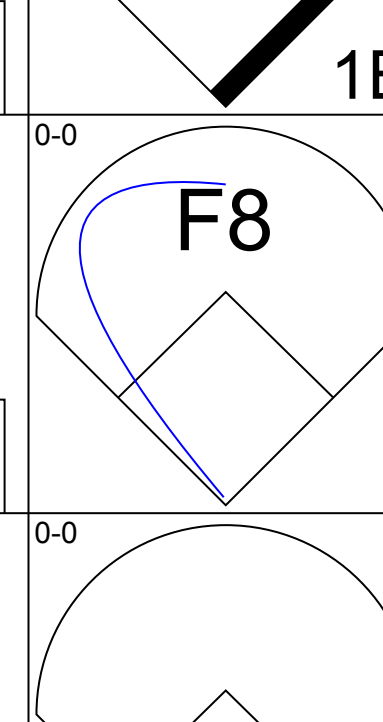
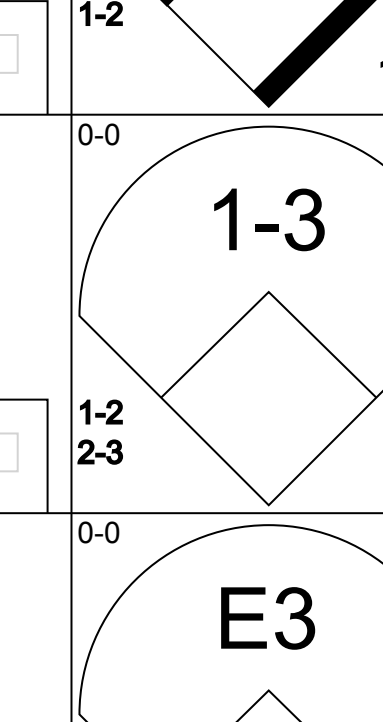
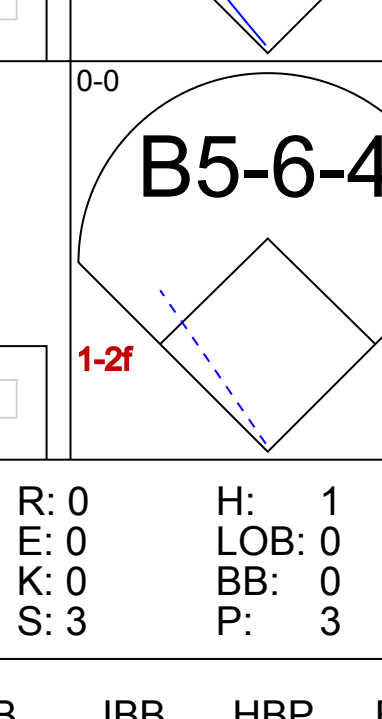
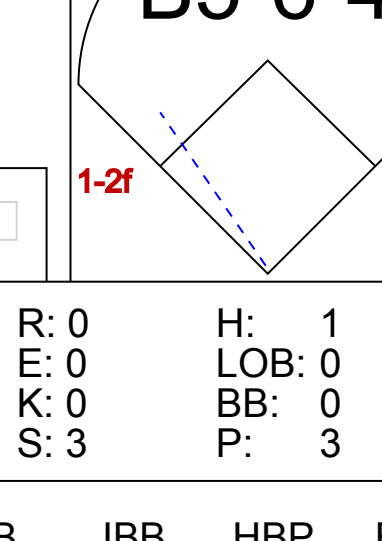
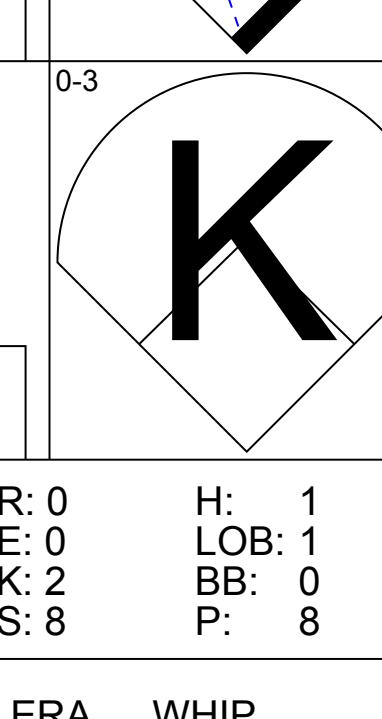
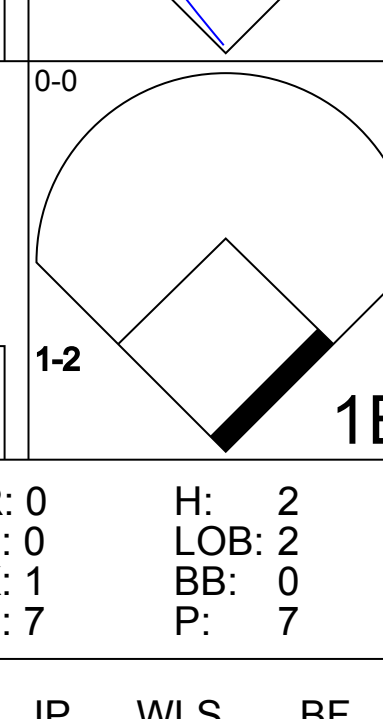
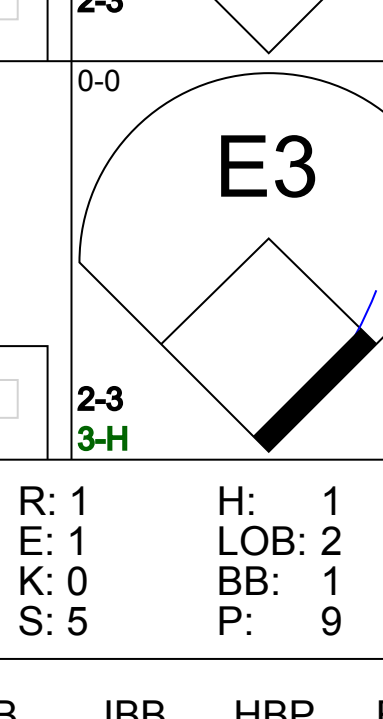
WP: 0  
PA: 34  
PB: 0  
SB: 0  
CS: 0

AB 30  
R 3  
H 7  
RBI 3  
BB 3  
SO 7  
LOB 11



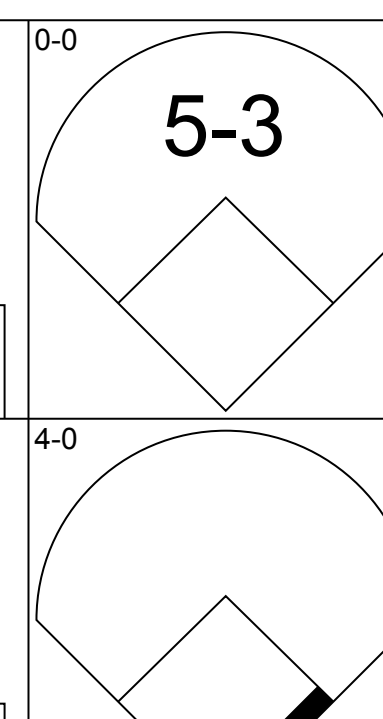
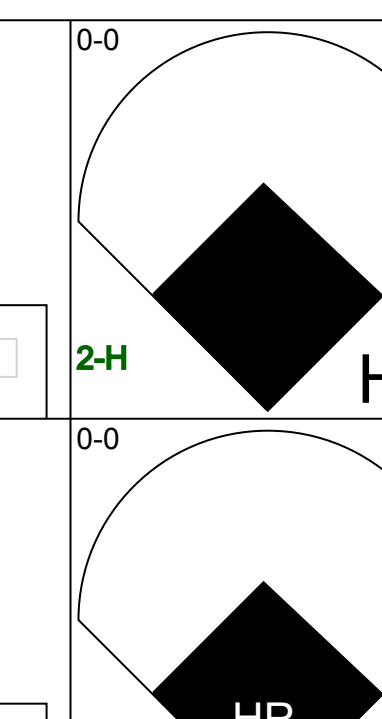
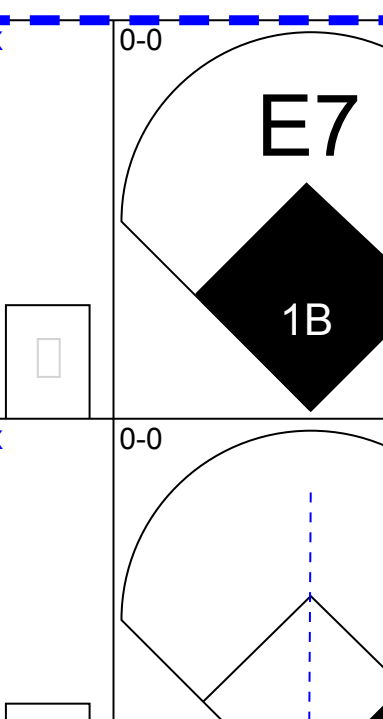
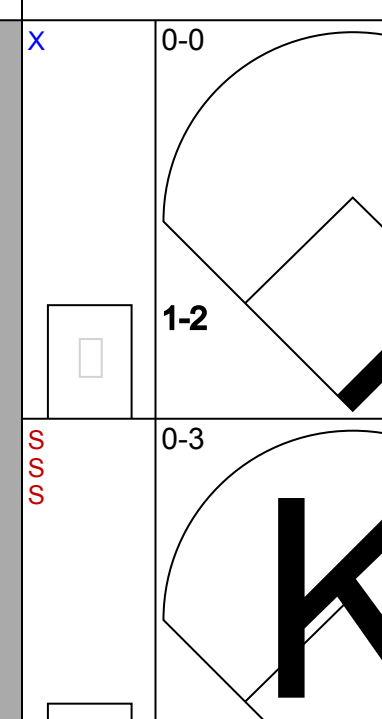

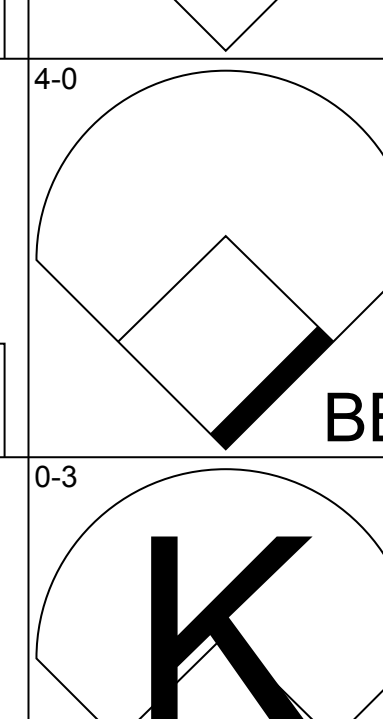
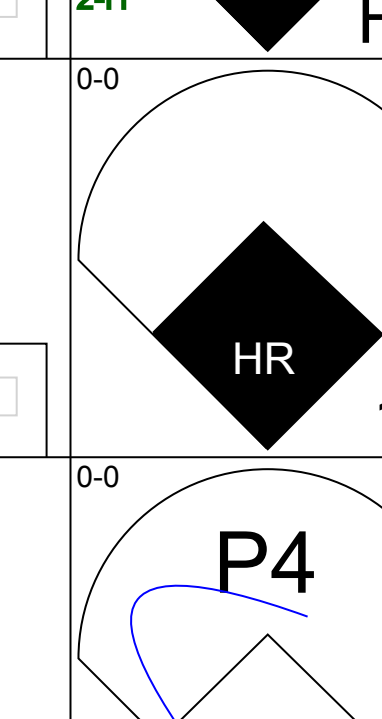
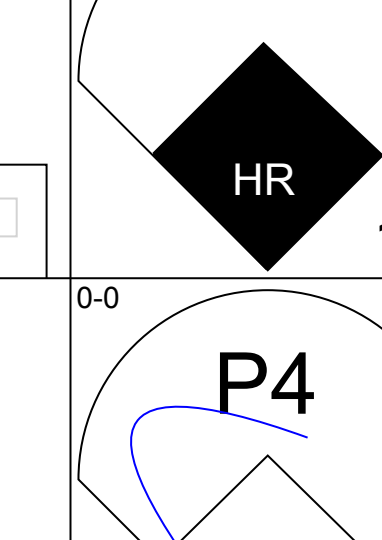
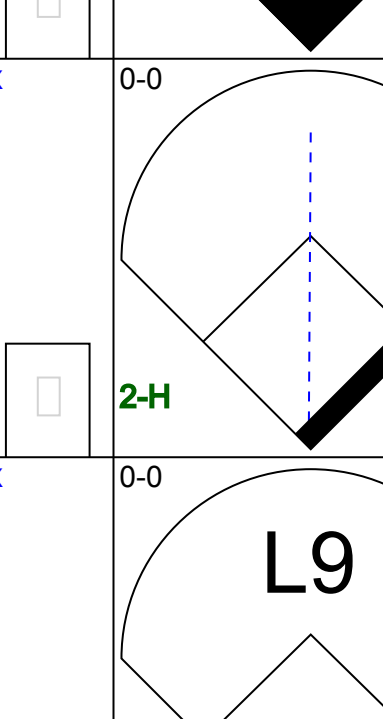
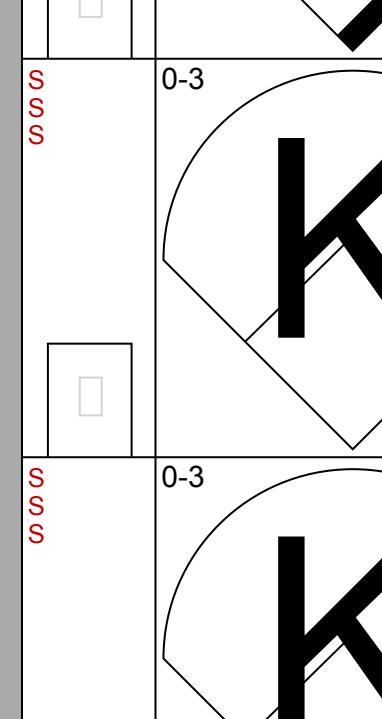

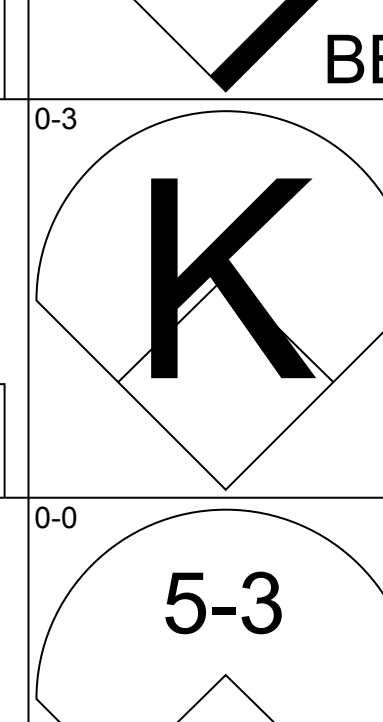
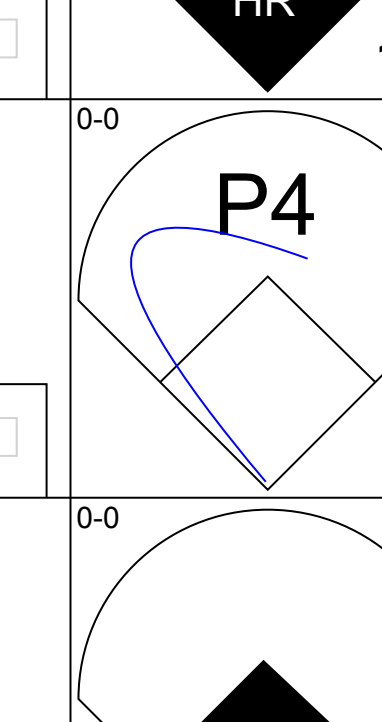
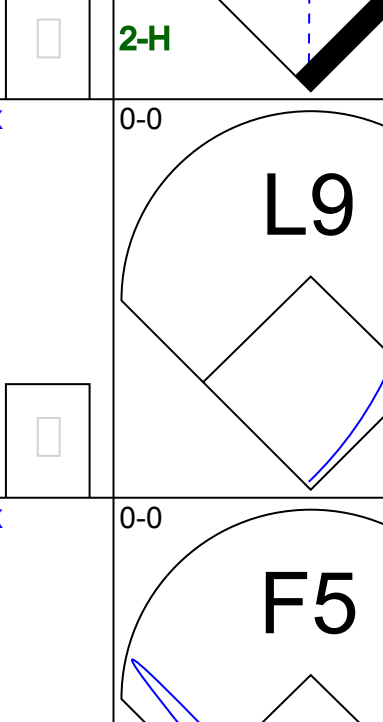
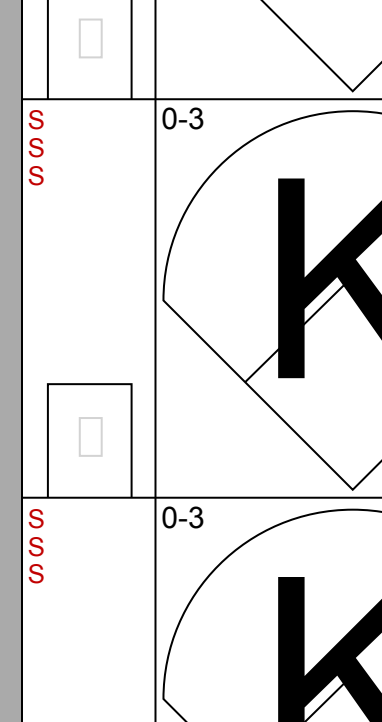

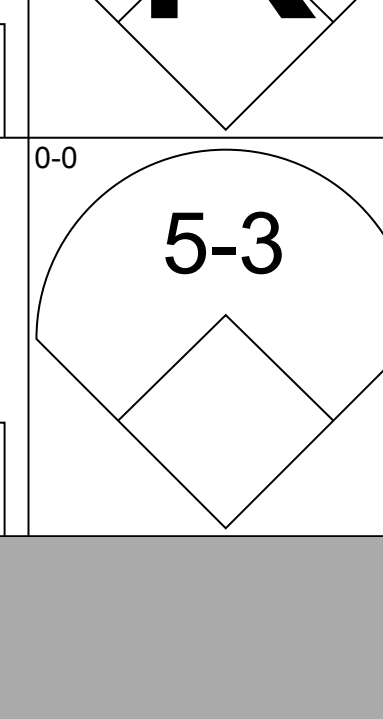
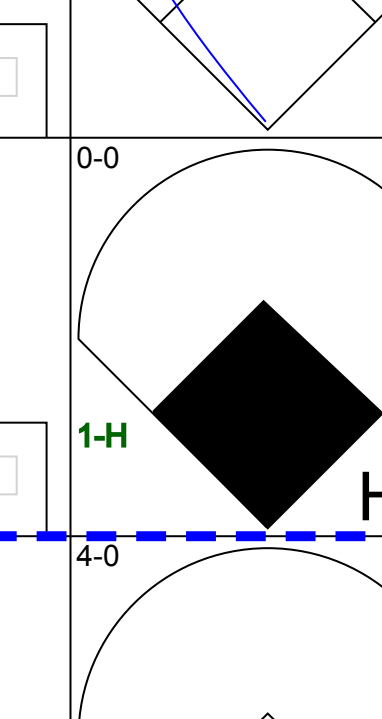
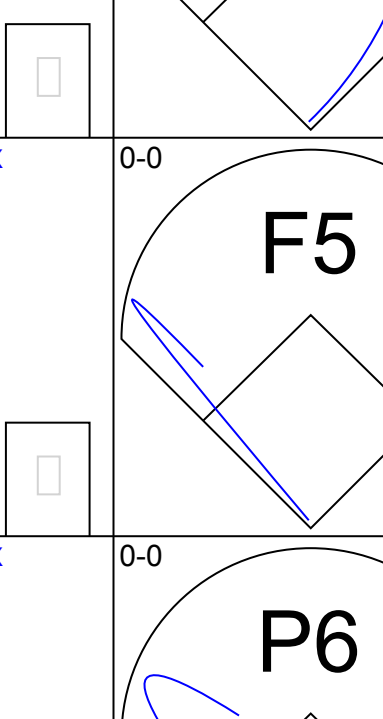
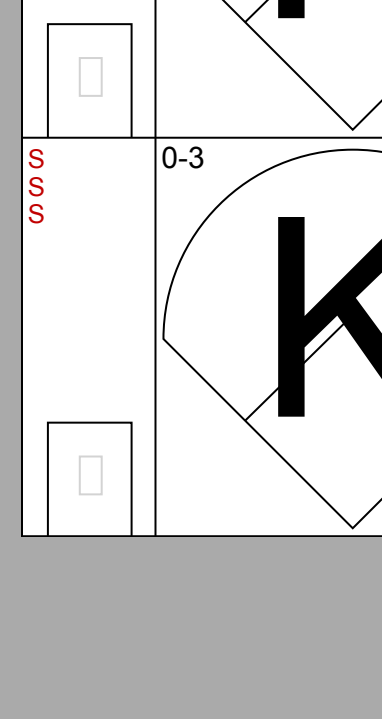

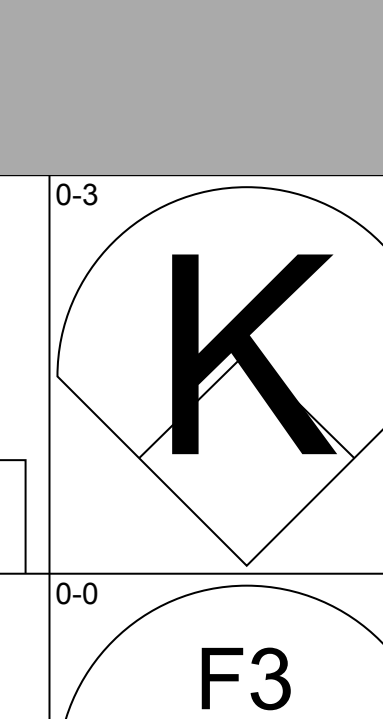
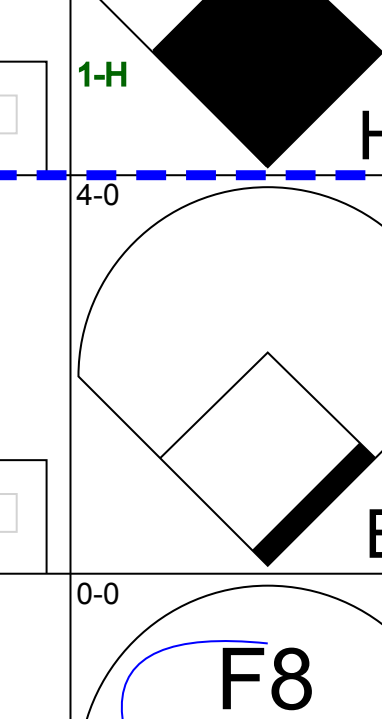
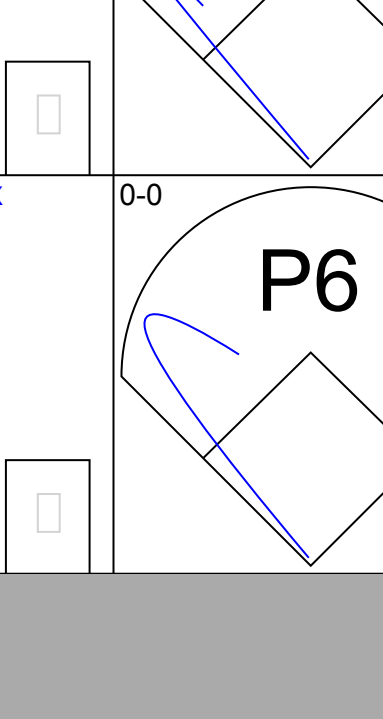
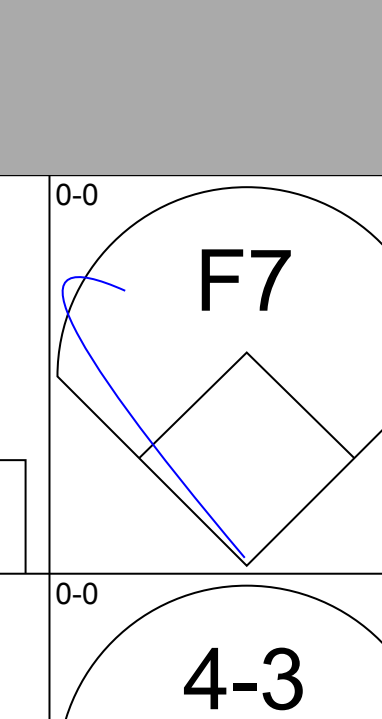
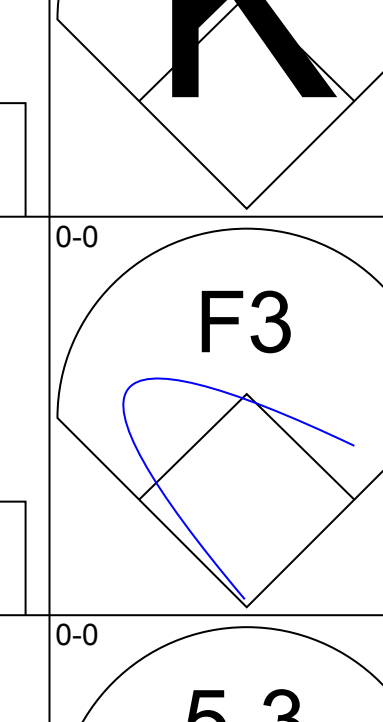
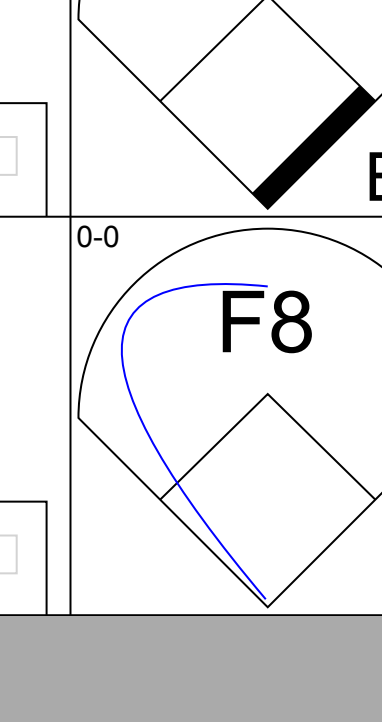
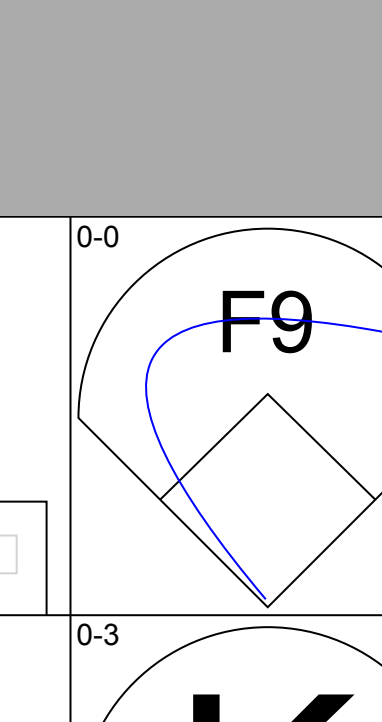
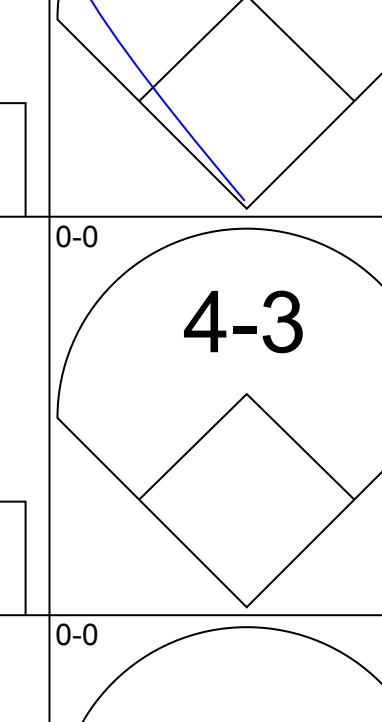
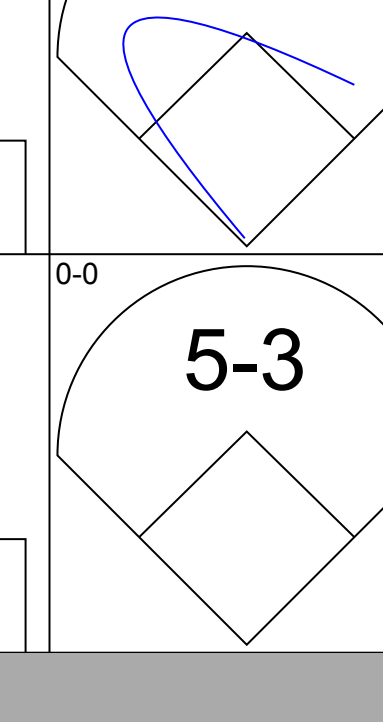
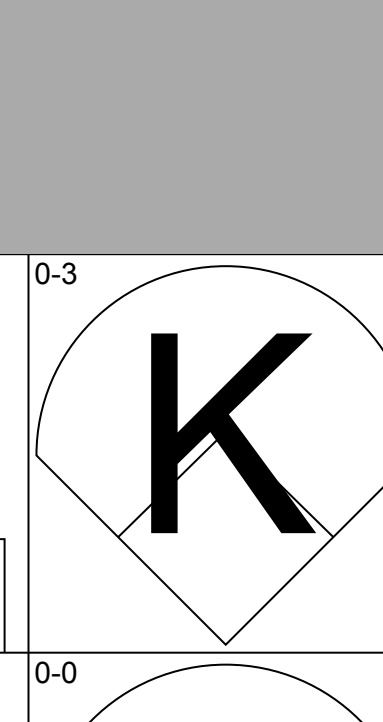
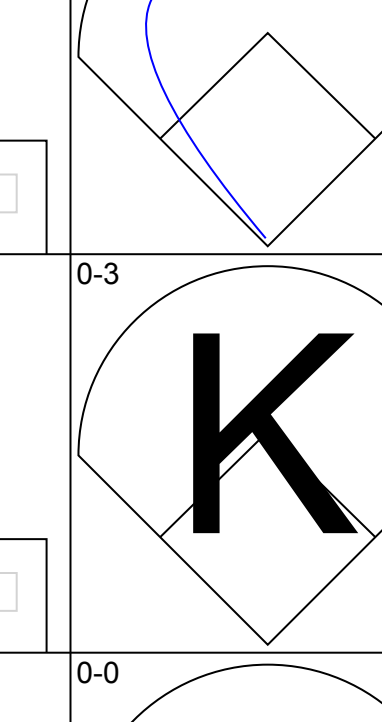
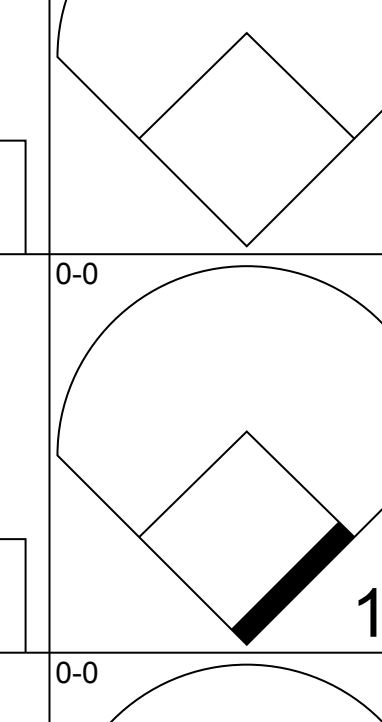
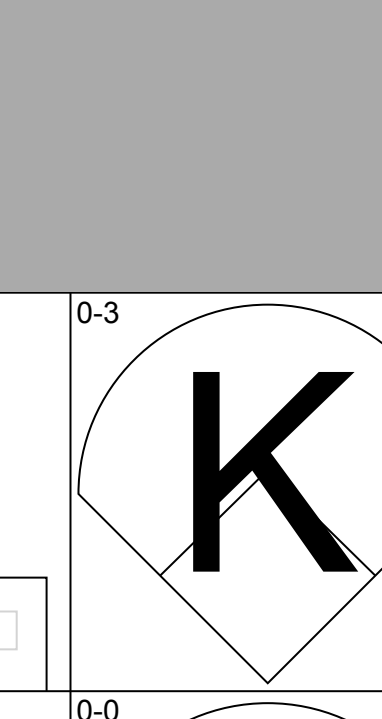
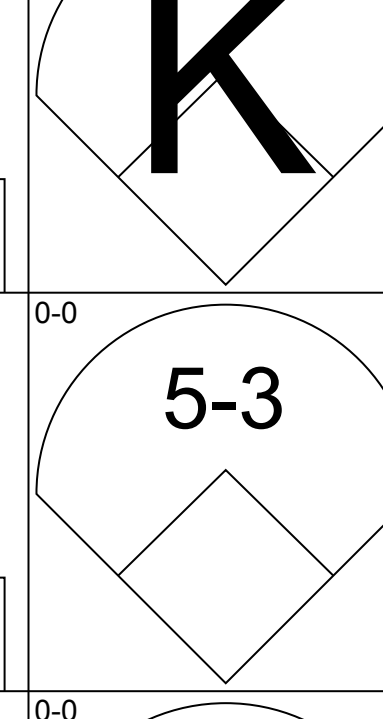
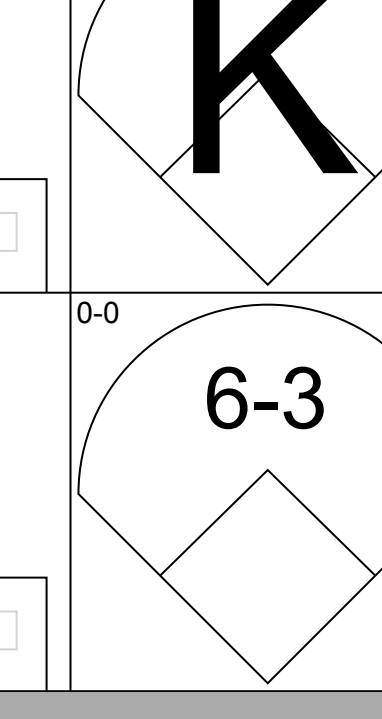
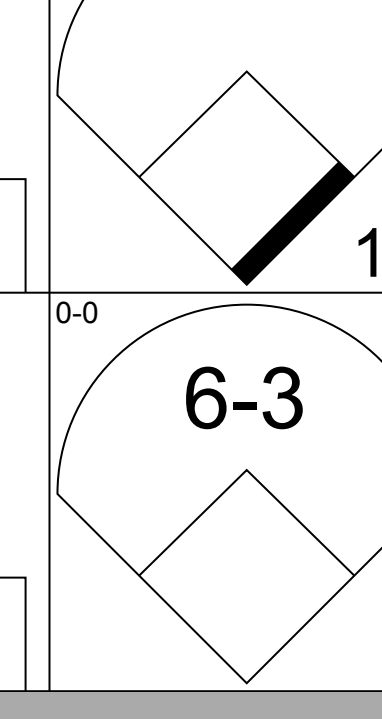
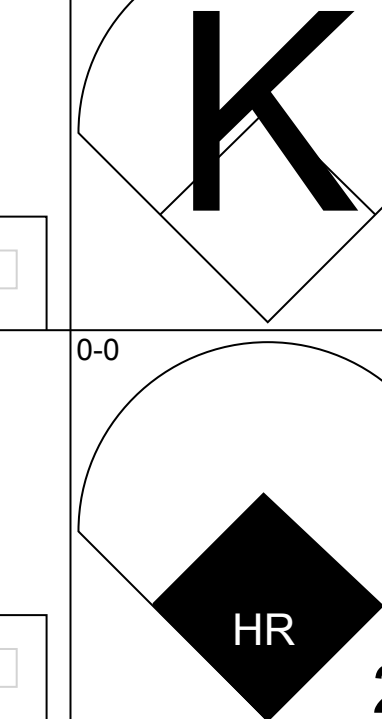
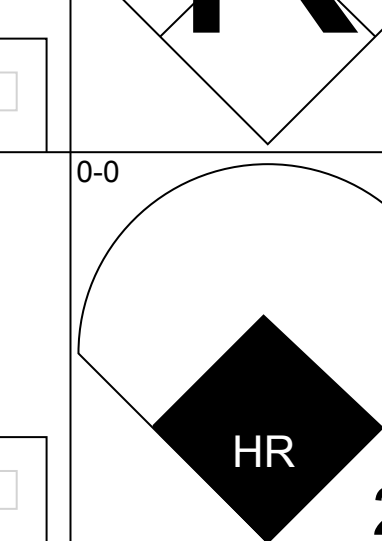
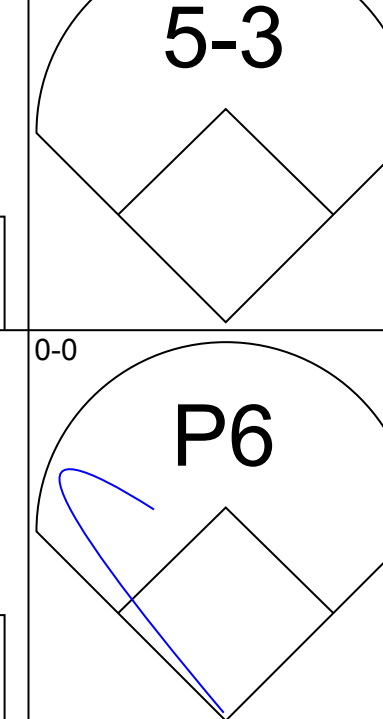
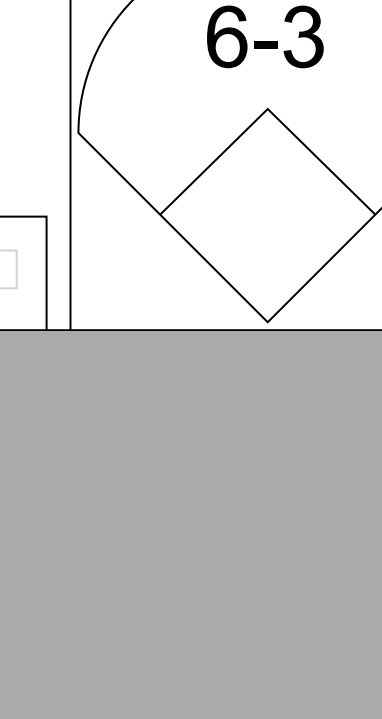
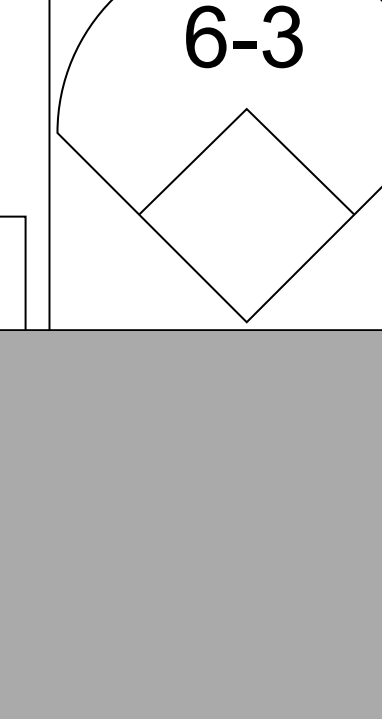
WP: 1  
PA: 34  
PB: 0  
SB: 0  
CS: 1



Batter	1	2	3	4	5	6	7	8	9	AB	R	H	RBI	BB	SO	LOB	TOP				
Wayne Garrett, L (1,5) OBP: 0.217, SLG: 0.264										5	0	0	0	0	3	4	<b>New York Mets @ Oakland Athletics</b> Oakland-Alameda County Coliseum, Oakland, CA Sun Oct 21 1973, 3:33 AM PDT Att: 49,333 - Unknown				
Felix Milten, R (1,4) OBP: 0.276, SLG: 0.294										4	1	1	0	0	0	0					
Rusty Staub, L (1,9) OBP: 0.413, SLG: 0.683										4	0	2	1	0	0	0					
Cleon Jones, R (1,7) OBP: 0.382, SLG: 0.438										3	0	0	0	1	1	1					
John Milner, L (1,3) OBP: 0.389, SLG: 0.250										3	1	0	0	1	0	3					
Jerry Grote, R (1,2) OBP: 0.275, SLG: 0.245										4	0	1	0	0	0	1					
Don Hahn, R (1,8) OBP: 0.286, SLG: 0.304										4	0	3	0	0	1	1					
Bud Harrelson, S (1,6) OBP: 0.313, SLG: 0.238										4	0	0	0	0	0	5					
Jon Matlack, L (1,1) OBP: 0.444, SLG: 0.167										1	0	0	0	0	0	1					
Harry Parker, R (3,1) OBP: 0.320, SLG: 0.170										0	0	0	0	0	0	0					
Jim Beauchamp, R (5,PH) OBP: 0.350, SLG: 0.150										0	0	0	0	0	0	1					
Ray Sadecki, L (5,1) OBP: 0.320, SLG: 0.150										0	0	0	0	0	0	0					
Ken Boswell, L (7,PH) OBP: 0.350, SLG: 0.150										0	0	0	0	0	0	0					
George Stone, L (7,1) OBP: 0.350, SLG: 0.150										0	0	0	0	0	0	0					
Ed Kranepool, L (9,PH) OBP: 0.300, SLG: 0.200										0	0	0	0	0	0	0					
Ted Martinez, R (9,PH) OBP: 0.300, SLG: 0.200										0	0	0	0	0	0	1					
<b>Inning Stats</b>	R: 0 E: 0 K: 1 S: 5	H: 0 LOB: 0 BB: 0 P: 5	R: 0 E: 0 K: 0 S: 3	H: 0 LOB: 0 BB: 0 P: 3	R: 0 E: 0 K: 0 S: 3	H: 1 LOB: 0 BB: 0 P: 3	R: 0 E: 0 K: 0 S: 4	H: 1 LOB: 2 BB: 1 P: 8	R: 0 E: 0 K: 2 S: 8	H: 1 LOB: 1 BB: 0 P: 8	R: 1 E: 0 K: 1 S: 7	H: 2 LOB: 1 BB: 0 P: 7	R: 0 E: 0 K: 1 S: 7	H: 2 LOB: 2 BB: 0 P: 7	R: 0 E: 0 K: 1 S: 5	H: 0 LOB: 0 BB: 0 P: 5	R: 1 E: 1 K: 0 S: 5	H: 1 LOB: 2 BB: 1 P: 9	1B: 6 2B: 2 3B: 0 HR: 0	SF: 0 SAC: 0 DP: 1 HBP: 0	WP: 0 PA: 37 PB: 0 SB: 0 CS: 0
<b>PITCHER</b>	IP WLS BF H R ER SO BB IBB HBP BLK WP HR S P ERA WHIP																				
Ken Holtzman, L (1,1) ERA: 2.49	5.1 W 21 5 1 1 4 1 0 0 0 0 0 28 32 1.69 1.125																				
Rollie Fingers, R (6,1) ERA: 0.99	3.1 15 3 1 0 2 1 0 0 0 0 0 18 22 0.00 1.200																				
Darold Knowles, L (9,1) ERA:	0.1 S 1 0 0 0 0 0 0 0 0 0 0 1 1 0.00 0.000																				

AB 35  
R 2  
H 8  
RBI 1  
BB 2  
SO 6  
LOB 18



Batter	1	2	3	4	5	6	7	8	9	AB	R	H	RBI	BB	SO	LOB	BOTTOM	
Bert Campaneris, R (1,6) OBP: 0.368, SLG: 0.538										4	2	3	2	0	0	0	<b>New York Mets @ Oakland Athletics</b> Oakland-Alameda County Coliseum, Oakland, CA Sun Oct 21 1973, 3:33 AM PDT Att: 49,333 - Unknown	
Joe Rudi, R (1,7) OBP: 0.373, SLG: 0.400										3	1	2	1	1	1	2		
Sal Bando, R (1,5) OBP: 0.327, SLG: 0.409										4	0	0	0	0	2	5		
Reggie Jackson, L (1,8) OBP: 0.269, SLG: 0.400										4	1	1	2	0	1	4		
Gene Tenace, R (1,2) OBP: 0.420, SLG: 0.250										3	0	0	0	1	1	1		
Jesus Alou, R (1,9) OBP: 0.192, SLG: 0.240										1	0	0	0	0	0	0		
Vic Davaillo, L (3,PH) OBP: 0.409, SLG: 0.474										3	0	0	0	0	0	1		
Deron Johnson, R (1,3) OBP: 0.334, SLG: 0.250										3	0	0	0	0	2	0		
Ray Fosse, R (7,2) OBP: 0.206, SLG: 0.200										1	0	1	0	0	0	0		
Dick Green, R (1,4) OBP: 0.100, SLG: 0.103										4	0	0	0	0	1	1		
Ken Holtzman, R (1,1) OBP: 0.667, SLG: 1.333										2	1	1	0	0	0	0		
Rollie Fingers, R (6,1) OBP: 0.333, SLG: 0.333										1	0	1	0	0	0	0		
Darold Knowles, L (9,1) ERA: 0.93										0	0	0	0	0	0	0		
<b>Inning Stats</b>	R: 0 E: 0 K: 1 S: 5	H: 0 LOB: 1 BB: 1 P: 9	R: 0 E: 0 K: 1 S: 5	H: 0 LOB: 0 BB: 0 P: 5	R: 4 E: 0 K: 1 S: 9	H: 4 LOB: 1 BB: 1 P: 13	R: 0 E: 0 K: 1 S: 5	H: 0 LOB: 0 BB: 0 P: 5	R: 1 E: 1 K: 0 S: 5	H: 2 LOB: 1 BB: 0 P: 5	R: 0 E: 0 K: 3 S: 11	H: 0 LOB: 2 BB: 0 P: 11	R: 0 E: 0 K: 0 S: 4	H: 1 LOB: 1 BB: 0 P: 4	1B: 6 2B: 1 3B: 0 HR: 2	SF: 0 SAC: 0 DP: 0 HBP: 0	WP: 0 PA: 35 PB: 0 SB: 0 CS: 0	
<b>PITCHER</b>	IP WLS BF H R ER SO BB IBB HBP BLK WP HR S P ERA WHIP																	
Jon Matlack, L (1,1) ERA: 1.4	2.2 L 13 4 4 4 3 1 0 0 0 0 0 6 10 0.00 0.750																	
Harry Parker, R (3,1) ERA: 2.09	1.1 5 0 0 0 1 1 0 0 0 0 0 6 10 0.00 0.750																	
Ray Sadecki, L (5,1) ERA: 1.93	2.0 8 2 1 1 1 0 0 0 0 0 0 10 10 4.50 1.000																	
George Stone, L (7,1) ERA: 0.93	2.0 9 3 0 0 3 0 0 0 0 0 0 15 15 0.00 1.500																	

