New York Mets - 1974

Batter	1	2	3	4	5	6	7	8	9	AB	R	H	RBI	BB	SO	LOB
Wayne Garrett, L (1, 5) OBP: 0.400, SLG: 0.250	0-0 G4-3 1B		0-0 F9 ②		4-0 SH5-3 BB	0-0 4-3 ③			0-0 F7 ①	4	1	1	0	1	0	3
Felix Millan, R (1, 4) OBP: 1.000, SLG: 1.000	0-0 G4-3 1B 1-3		0-0 1B 1B 2-H		0-0 SH5-3 ① 1-2		4-0 FC6-4 FC E BB		4-0 6-3 BB	2	1	2	1	2	0	0
Rusty Staub, L (1, 9) OBP: 0.400, SLG: 0.250	0-0 G4-3 ①② 1-2f 3-H		0-0 FC6 1B 1-2		4-0 FC4-6 BB		0-0 FC FC6-4 1-2		0-0 6-3 ② 1-2	4	0	1	0	1	0	3
Cleon Jones, R (1, 7)	0-0 F5 ③		0-0 FC6 ③ 1-2f		0-0 P3 ②		0-0 FC6-4 E ① 1-2f 2-3		4-0 IBB	4	0	0	0	1	0	6
John Milner, L (1, 3)		0-0 4-3 ①		0-3 K ①	0-0 FC4-6 ③ 1-2f		0-0 E2 G6-4-3 1-2 3-H		0-3 K ③	5	0	0	0	0	2	5
Jerry Grote, R (1, 2)		0-0 P4 ②		0-0 1-3 ②		0-0 F7 ①	0-0 G6-4-3 ②③ 1-2f			4	0	0	0	0	0	2
Don Hahn, R (1, 8) OBP: 0.500, SLG: 0.750		0-0 F8 ③		0-0 2B 2B		0-0 G3 1B 1B		0-3 K ①		4	1	2	0	0	1	0
Bud Harrelson, S (1, 6) OBP: 0.750, SLG: 1.000			0-0 SH2-4 1B 1B	0-0 2B 2-H		0-0 G3 1-2 1B		0-0 B3 ②		4	1	3	1	0	0	0
Tom Seaver, R (1, 1)			0-0 SH2-4 ① 1-2	0-3 K ③		0-0 G3 ② 1-2 2-3		0-0 F3 ③		2	0	0	0	0	1	3
George Theodore, R (8, PH)										1	0	0	0	0	0	0
Tug McGraw, R (8, 1)										0	0	0	0	0	0	0
Inning Stats	R: 1 E: 0 K: 0 S: 4 H: 2 LOB: 0 BB: 0 P: 4	R: 0 E: 0 K: 0 S: 3 H: 0 LOB: 0 BB: 0 P: 3	R: 1 E: 0 K: 0 S: 6 H: 3 LOB: 2 BB: 0 P: 6	R: 1 E: 0 K: 2 S: 9 H: 2 LOB: 1 BB: 0 P: 9	R: 0 E: 0 K: 0 S: 3 H: 0 LOB: 2 BB: 2 P: 11	R: 0 E: 0 K: 0 S: 5 H: 2 LOB: 2 BB: 0 P: 5	R: 1 E: 1 K: 0 S: 4 H: 0 LOB: 1 BB: 1 P: 8	R: 0 E: 0 K: 1 S: 5 H: 0 LOB: 0 BB: 0 P: 5	R: 0 E: 0 K: 1 S: 5 H: 0 LOB: 2 BB: 2 P: 13	1B: 7 2B: 2 3B: 0 HR: 0	SF: 0 SAC: 2 DP: 2 HBP: 0						

TOP

New York Mets @ Philadelphia Phillies

Veterans Stadium, Philadelphia, PA

Sat Apr 06 1974, 3:33 AM EDT

Att. 40,222 - Unknown

livebaseballscorecards.com

AB	34
R	4
H	9
RBI	2
BB	5
SO	4
LOB	22

WP: 0 PB: 0 SB: 0 CS: 0 PA: 41

PITCHER		IP	WLS	BF	H	R	ER	SO	BB	IBB	HBP	BLK	WP	HR	S	P	ERA	WHIP
Steve Carlton, L ERA: 5.4	(1, 1)	5.0		23	7	3	3	2	2	0	0	0	0	0	25	33	5.40	1.800
Mike Wallace, L ERA:	(6, 1)	1.0		7	2	1	0	0	1	0	0	0	0	0	6	10	0.00	3.000
Ron Diorio, R ERA:	(7, 1)	0.1		1	0	0	0	0	0	0	0	0	0	0	1	1	0.00	0.000
Mac Scarce, L ERA:	(7, 1)	2.2	W	10	0	0	0	2	1	1	0	0	0	0	12	20	0.00	0.375

PITCHER	IP	WLS	BF	H	R	ER	SO	BB	IBB	HBP	BLK	WP	HR	S	P	ERA	WHIP

Batter	1	2	3	4	5	6	7	8	9	AB	R	H	RBI	BB	SO	LOB
Dave Cash, R (1, 4) OBP: 0.250, SLG: 0.250	F7		5-3		6-3		1B			4	0	1	0	0	0	1
Larry Bowa, S (1, 6) OBP: 0.500, SLG: 0.500	E S 1B		F8			E 1B 1B	F9			4	2	2	0	0	0	1
Del Unser, L (1, 8) OBP: 0.500, SLG: 0.500	E7 1-H 1B		K			E7 1-H 2B 1B		F7		4	1	2	1	0	1	0
Greg Luzinski, R (1, 7) OBP: 0.250, SLG: 0.500	K			K		SH1-3 2-H 2B		K		4	0	1	1	0	3	1
Willie Montanez, L (1, 3)	K			4-3		SH1-3 2-3		K		3	0	0	0	0	2	1
Mike Anderson, R (1, 9) Mac Scarce, L (7, 1) Tony Taylor, R (9, PH) OBP: 1.000, SLG: 1.000 Billy Grabarkewitz, R (9, PR)		P6		K		K			SH3 HR 1B	3 0 1 0	0 0 0 1	0 0 1 0	0 0 0 0	0 0 0 0	2 0 0 0	1 0 0 0
Bob Boone, R (1, 2) OBP: 0.333, SLG: 0.667		6-3			2B	P4			SH3 1-2	3	0	1	0	0	0	1
Mike Schmidt, R (1, 5) OBP: 0.250, SLG: 1.000		E5			K		F7		HR 2-H	4	1	1	2	0	1	1
Steve Carlton, L (1, 1) Tom Hutton, L (5, PH) Mike Wallace, L (6, 1) Ron Diorio, R (7, 1) Bill Robinson, R (7, 9)		F7			K		G3			1 1 0 0 1	0 0 0 0 0	0 0 0 0 0	0 0 0 0 0	0 1 0 0 0	0 1 0 0 0	1 1 0 0 0
Inning Stats	R: 1 H: 2 E: 1 LOB: 1 K: 2 BB: 0 S: 9 P: 9	R: 0 H: 0 E: 1 LOB: 1 K: 0 BB: 0 S: 4 P: 4	R: 0 H: 0 E: 0 LOB: 0 K: 1 BB: 0 S: 5 P: 5	R: 0 H: 0 E: 0 LOB: 0 K: 2 BB: 0 S: 7 P: 7	R: 0 H: 1 E: 0 LOB: 1 K: 2 BB: 0 S: 8 P: 8	R: 2 H: 3 E: 1 LOB: 1 K: 1 BB: 0 S: 8 P: 8	R: 0 H: 1 E: 0 LOB: 1 K: 0 BB: 0 S: 4 P: 4	R: 0 H: 0 E: 0 LOB: 0 K: 2 BB: 0 S: 7 P: 7	R: 2 H: 2 E: 0 LOB: 1 K: 0 BB: 0 S: 3 P: 3	1B: 6 SF: 0 2B: 2 SAC: 2 3B: 0 DP: 0 HR: 1 HBP: 0						WP: 0 PA: 35 PB: 0 SB: 1 CS: 0	

PITCHER		IP	WLS	BF	H	R	ER	SO	BB	IBB	HBP	BLK	WP	HR	S	P	ERA	WHIP
Tom Seaver, R ERA: 3.86	(1, 1)	7.0		29	7	3	3	8	0	0	0	0	0	0	45	45	3.86	1.000
Tug McGraw, L ERA: 13.5	(8, 1)	1.1	L	6	2	2	2	2	0	0	0	0	0	1	10	10	13.50	1.500

PITCHER	IP	WLS	BF	H	R	ER	SO	BB	IBB	HBP	BLK	WP	HR	S	P	ERA	WHIP

BOTTOM

New York Mets @ Philadelphia Phillies

Veterans Stadium, Philadelphia, PA

Sat Apr 06 1974, 3:33 AM EDT

Att. 40,222 - Unknown

livebaseballscorecards.com

AB	33
R	5
H	9
RBI	4
BB	0
SO	10
LOB	9

Batter	1	2	3	4	5	6	7	8	9	AB	R	H	RBI	BB	SO	LOB
Wayne Garrett, L (1, 5) OBP: 0.273, SLG: 0.200	F9		4-3		K		1B	4-3	F5	6	0	1	0	0	1	3
Felix Millan, R (1, 4) OBP: 0.667, SLG: 0.500	E3 G4-6-3		4-3 BB		F2		F8		S 1B 1B	4	1	1	0	1	0	2
Rusty Staub, L (1, 9) OBP: 0.300, SLG: 0.125	G4-6-3 1-2f		4-3 1-2		1-3			FC3-6 1B 1B BB	F7 1-2	4	1	0	0	1	0	4
Cleon Jones, R (1, 7) OBP: 0.400, SLG: 0.333		F9 1B 1B	F9			F8		FC3-6 1-2 1B	E 1B 1B	5	1	3	0	0	0	1
John Milner, L (1, 3) OBP: 0.300, SLG: 0.400		F9 1-2 1B		G3		3-1 2B		FC3-6 1-2f 2-3 1B 1B	E8 1-3 2-H HR 1B	5	2	3	1	0	0	2
Dave Schneck, L (1, 8) OBP: 0.500, SLG: 0.500 Don Hahn, R (9, PH) OBP: 0.600, SLG: 0.800 (9, 8)	F9 1-2 2-3			FC6-4 2 1B	3-1 2-3			E 1-2 3-H 1B 1B	HR 1-2 3-H 1B	4 1	1 1	2 1	1 1	0 0	0 0	3 0
Jerry Grote, R (1, 2) OBP: 0.333, SLG: 0.667	P6			FC6-4 1-2 1B	P4			E8 1B 1-H 2-H 1B	HR 1-H 2-H	5	2	3	4	0	0	3
Bud Harrelson, S (1, 6) OBP: 0.667, SLG: 0.714	IBB			FC6-4 1-2f 2-3			F8	S 3-H 1B	FC1-6 BB	3	0	1	1	2	0	2
Jon Matlack, L (1, 1) OBP: 0.250, SLG: 0.250 Tug McGraw, R (8, 1)	4-3			2 3-H	E6 1B		K	B5 1-2	FC1-6 1-2f	4 1	0 0	1 0	0 0	1 0	4 1	0 1
Inning Stats	R: 0 E: 1 K: 0 S: 3 H: 0 LOB: 0 BB: 0 P: 3	R: 0 E: 0 K: 0 S: 5 H: 2 LOB: 3 BB: 1 P: 9	R: 0 E: 0 K: 0 S: 3 H: 0 LOB: 1 BB: 1 P: 7	R: 0 E: 0 K: 0 S: 4 H: 2 LOB: 2 BB: 0 P: 4	R: 0 E: 1 K: 1 S: 6 H: 1 LOB: 1 BB: 0 P: 6	R: 0 E: 0 K: 0 S: 4 H: 1 LOB: 1 BB: 0 P: 4	R: 0 E: 0 K: 1 S: 6 H: 1 LOB: 1 BB: 0 P: 6	R: 4 E: 1 K: 0 S: 7 H: 4 LOB: 1 BB: 1 P: 11	R: 5 E: 1 K: 0 S: 8 H: 5 LOB: 1 BB: 1 P: 12	1B: 14 2B: 1 3B: 0 HR: 1	SF: 0 SAC: 0 DP: 1 HBP: 0						

PITCHER		IP	WLS	BF	H	R	ER	SO	BB	IBB	HBP	BLK	WP	HR	S	P	ERA	WHIP
Jim Lonborg, R ERA: 3.38	(1, 1)	8.0	L	38	11	4	3	2	2	1	0	0	0	0	38	50	3.38	1.625
Eddie Watt, R ERA: 54.0	(9, 1)	0.1		3	2	2	2	0	0	0	0	0	0	0	3	3	54.00	6.000
Mike Wallace, L ERA: 9.0	(9, 1)	0.0		1	1	0	0	0	0	0	0	0	0	0	1	1	∞	∞
Ron Diorio, R ERA: 18.0	(9, 1)	0.2		5	2	3	3	0	1	0	0	0	0	1	4	8	40.50	4.500

PITCHER	IP	WLS	BF	H	R	ER	SO	BB	IBB	HBP	BLK	WP	HR	S	P	ERA	WHIP

TOP

New York Mets @ Philadelphia Phillies

Veterans Stadium, Philadelphia, PA

Sun Apr 07 1974, 3:33 AM EDT

Att. 16,441 - Unknown

livebaseballscorecards.com

AB	42
R	9
H	16
RBI	8
BB	4
SO	2
LOB	25

WP: 0	PA: 46		
PB: 0			
SB: 2			
CS: 0			

New York Mets @ Philadelphia Phillies

Veterans Stadium, Philadelphia, PA

Sun Apr 07 1974, 3:33 AM EDT

Att. 16,441 - Unknown

livebaseballscorecards.com

BOTTOM

Batter	1	2	3	4	5	6	7	8	9	AB	R	H	RBI	BB	SO	LOB
Dave Cash, R (1, 4) OBP: 0.333, SLG: 0.333	L6		2B S 1B		FC6-4 1-2f			FC6-4 1B	L5	5	1	2	0	0	0	3
Larry Bowa, S (1, 6) OBP: 0.500, SLG: 0.571	BBBB CS BB		1-H 2B			F9		FC6-4 BB 1-2f		3	0	1	1	1	0	1
Mike Anderson, R (1, 9)	SSS K 1-2		F8			F8		BBBB 1-2 BB		3	0	0	0	1	1	2
Greg Luzinski, R (1, 7) OBP: 0.125, SLG: 0.250		SSS K		SSS K		F7		SSS K		4	0	0	0	0	3	2
Bill Robinson, R (1, 8) OBP: 0.400, SLG: 0.600		2B		F7			SSS K		1B	4	0	2	0	0	1	0
Willie Montanez, L (1, 3) OBP: 0.143, SLG: 0.143		F8		4-3			CS 1B		F9	4	0	1	0	0	0	1
Bob Boone, R (1, 2) OBP: 0.429, SLG: 0.714		F9			5-3		1-2 1B		1B 2B	4	1	2	0	0	0	1
Mike Schmidt, R (1, 5) OBP: 0.375, SLG: 0.750			SSS K		FC6-4 1B		P6		2-H 1B	4	0	2	1	0	1	1
Jim Lonborg, R (1, 1)			SSS K		SSS K			F8	1-3 1B	2	0	0	0	0	2	1
Billy Grabarkewitz, R (8, PH)										1	0	0	0	0	0	0
Eddie Watt, R (9, 1)										0	0	0	0	0	0	0
Mike Wallace, L (9, 1)										0	0	0	0	0	0	0
Ron Diorio, R (9, 1)										0	0	0	0	0	0	0
Tony Taylor, R (9, PH) OBP: 1.000, SLG: 1.000										1	0	1	0	0	0	0
Inning Stats	R: 0 E: 0 K: 1 S: 4 H: 0 LOB: 0 BB: 1 P: 8	R: 0 E: 0 K: 1 S: 6 H: 1 LOB: 1 BB: 0 P: 6	R: 1 E: 0 K: 2 S: 9 H: 2 LOB: 1 BB: 0 P: 9	R: 0 E: 0 K: 1 S: 5 H: 0 LOB: 0 BB: 0 P: 5	R: 0 E: 0 K: 1 S: 6 H: 1 LOB: 1 BB: 0 P: 6	R: 0 E: 0 K: 0 S: 3 H: 0 LOB: 0 BB: 0 P: 3	R: 0 E: 0 K: 1 S: 6 H: 2 LOB: 1 BB: 0 P: 6	R: 0 E: 0 K: 1 S: 6 H: 1 LOB: 2 BB: 1 P: 10	R: 1 E: 0 K: 0 S: 6 H: 4 LOB: 2 BB: 0 P: 6	1B: 8 2B: 3 3B: 0 HR: 0	SF: 0 SAC: 0 DP: 0 HBP: 0						

	AB	35
	R	2
	H	11
	RBI	2
	BB	2
	SO	8
	LOB	12

PITCHER		IP	WLS	BF	H	R	ER	SO	BB	IBB	HBP	BLK	WP	HR	S	P	ERA	WHIP
Jon Matlack, L ERA: 1.17	(1, 1)	7.2	W	30	7	1	1	7	2	0	0	0	0	0	42	50	1.17	1.174
Tug McGraw, L ERA: 10.13	(8, 1)	1.1	S	7	4	1	1	1	0	0	0	0	0	0	9	9	6.75	3.000

PITCHER	IP	WLS	BF	H	R	ER	SO	BB	IBB	HBP	BLK	WP	HR	S	P	ERA	WHIP

Batter	1	2	3	4	5	6	7	8	9	AB	R	H	RBI	BB	SO	LOB
Lou Brock, L (1, 7) OBP: 0.333, SLG: 0.286	F7		BBBB 4-0 G6-4-3 BB			L7		SSS 0-3 K		3	0	0	0	1	1	0
Ted Sizemore, R (1, 4) OBP: 0.533, SLG: 0.462	1-3		G6-4-3 1-2f			6-3		F7		4	0	0	0	0	0	1
Reggie Smith, S (1, 9) OBP: 0.429, SLG: 0.692	P4			P4		F8			1B 3B	4	1	1	0	0	0	0
Joe Torre, R (1, 3) OBP: 0.462, SLG: 0.364		1B SF9 1B		SSS K			E 4-3 1B		G3	4	1	2	0	0	1	1
Ted Simmons, S (1, 2) OBP: 0.429, SLG: 0.583		F5		6-3			4-3 1-2		1B 3-H 1B	4	0	1	1	0	0	2
Jose Cruz, L (9, PR) OBP: 1.000, SLG: 1.000										0	0	0	0	0	0	0
Bake McBride, L (1, 8) OBP: 0.429, SLG: 0.500		1-3 1B			4-3		E6 S 2-3		G1-6-3 1-2 1B	4	0	2	0	0	0	1
Ken Reitz, R (1, 5) OBP: 0.385, SLG: 0.455		SF9 3-H			6-3		SSS K 1-2		G1-6-3 1-2f	2	0	0	1	0	1	2
Tim McCarver, L (9, PH) OBP: 0.500, SLG: 0.500										1	0	0	0	0	0	2
Mike Tyson, R (1, 6) OBP: 0.364, SLG: 0.300		F8			1B		4-3			3	0	1	0	0	0	3
John Curtis, L (1, 1)			SSS 0-3 K		2-3				5-3	2	0	0	0	0	1	1
Jim Hickman, R (8, PH) OBP: 0.500, SLG: 0.500										1	0	0	0	0	0	0
Rich Folkers, L (8, 1)										0	0	0	0	0	0	0

TOP

St. Louis Cardinals @ New York Mets

Shea Stadium, Flushing, NY

Wed Apr 10 1974, 3:33 AM EDT

Att. 17,154 - Unknown

livebaseballscorecards.com

AB	32
R	2
H	7
RBI	2
BB	1
SO	4
LOB	13

Inning Stats	1	2	3	4	5	6	7	8	9			
	R: 0 E: 0 K: 0 S: 3	H: 0 LOB: 0 BB: 0 P: 3	R: 1 E: 0 K: 0 S: 5	H: 2 LOB: 1 BB: 0 P: 5	R: 0 E: 0 K: 1 S: 4	H: 0 LOB: 0 BB: 1 P: 8	R: 0 E: 0 K: 1 S: 5	H: 0 LOB: 0 BB: 0 P: 5	R: 0 E: 0 K: 0 S: 4	H: 1 LOB: 1 BB: 0 P: 4	R: 0 E: 0 K: 0 S: 3	H: 0 LOB: 0 BB: 0 P: 3
	R: 0 E: 1 K: 1 S: 7	H: 1 LOB: 2 BB: 0 P: 7	R: 0 E: 0 K: 1 S: 5	H: 0 LOB: 0 BB: 0 P: 5	R: 1 E: 0 K: 0 S: 5	H: 3 LOB: 2 BB: 0 P: 5	1B: 6 2B: 0 3B: 1 HR: 0	SF: 1 SAC: 0 DP: 2 HBP: 0	WP: 0 PB: 0 SB: 1 CS: 0	PA: 34		

PITCHER		IP	WLS	BF	H	R	ER	SO	BB	IBB	HBP	BLK	WP	HR	S	P	ERA	WHIP
Jerry Koosman, L ERA: 2.16	(1, 1)	8.1	W	33	7	2	2	4	1	0	0	0	0	0	40	44	2.16	0.960
Bob Apodaca, R ERA:	(9, 1)	0.2	S	1	0	0	0	0	0	0	0	0	0	0	1	1	0.00	0.000

PITCHER	IP	WLS	BF	H	R	ER	SO	BB	IBB	HBP	BLK	WP	HR	S	P	ERA	WHIP

BOTTOM

St. Louis Cardinals @ New York Mets

Shea Stadium, Flushing, NY

Wed Apr 10 1974, 3:33 AM EDT

Att. 17,154 - Unknown

livebaseballscorecards.com

Batter	1	2	3	4	5	6	7	8	9	AB	R	H	RBI	BB	SO	LOB
Wayne Garrett, L (1, 5) OBP: 0.200, SLG: 0.143	K	K			4-3		F9			4	0	0	0	0	2	1
Felix Millan, R (1, 4) OBP: 0.538, SLG: 0.333	BB, 1B	5-3			4-3		5-3			3	1	0	0	1	0	1
Rusty Staub, L (1, 9) OBP: 0.214, SLG: 0.083	P4		L5		E8			G3		4	0	0	0	0	0	1
Cleon Jones, R (1, 7) OBP: 0.429, SLG: 0.333	E, 1B, 1B; 1-2		CS, BB, 1B		F9			6-3		3	1	1	0	1	0	1
John Milner, L (1, 3) OBP: 0.357, SLG: 0.385	E9, 1B; 1-3, 2-H		BB; 1-2			F8		4-3		3	0	1	1	1	0	0
Jerry Grote, R (1, 2) OBP: 0.417, SLG: 0.917	FC6-4, 1B; 1-3, 3-H		K; 2-3			HR				3	1	2	2	0	1	2
Don Hahn, R (1, 8) OBP: 0.500, SLG: 0.625	FC6-4; 1-2f			F7		G4-6-3, 1B				3	0	1	0	0	0	2
Bud Harrelson, S (1, 6) OBP: 0.583, SLG: 0.600		SH2-3, 1B		5-3		G4-6-3; 1-2f				3	0	1	0	0	0	1
Jerry Koosman, R (1, 1) Bob Apodaca, R (9, 1)		SH2-3; 1-2		F8			6-3			2 0	0 0	0 0	0 0	0 0	0 0	0 0
Inning Stats	R: 2 E: 1 K: 1 S: 7 H: 2 LOB: 2 BB: 2 P: 15	R: 0 E: 0 K: 1 S: 6 H: 1 LOB: 1 BB: 0 P: 6	R: 0 E: 0 K: 1 S: 5 H: 1 LOB: 2 BB: 1 P: 9	R: 0 E: 0 K: 0 S: 3 H: 0 LOB: 0 BB: 0 P: 3	R: 0 E: 1 K: 0 S: 4 H: 0 LOB: 1 BB: 0 P: 4	R: 1 E: 0 K: 0 S: 4 H: 2 LOB: 0 BB: 0 P: 4	R: 0 E: 0 K: 0 S: 3 H: 0 LOB: 0 BB: 0 P: 3	R: 0 E: 0 K: 0 S: 3 H: 0 LOB: 0 BB: 0 P: 3		1B: 5 2B: 1 3B: 0 HR: 1 SF: 0 SAC: 1 DP: 2 HBP: 0				WP: 0 PB: 0 SB: 0 CS: 1 PA: 32		

	AB	28
	R	3
	H	6
	RBI	3
	BB	3
	SO	3
	LOB	9

PITCHER		IP	WLS	BF	H	R	ER	SO	BB	IBB	HBP	BLK	WP	HR	S	P	ERA	WHIP
John Curtis, L ERA: 3.86	(1, 1)	7.0	L	29	6	3	3	3	3	0	0	0	0	1	32	44	3.86	1.286
Rich Folkers, L ERA:	(8, 1)	1.0		3	0	0	0	0	0	0	0	0	0	0	3	3	0.00	0.000

PITCHER		IP	WLS	BF	H	R	ER	SO	BB	IBB	HBP	BLK	WP	HR	S	P	ERA	WHIP

Batter	1	2	3	4	5	6	7	8	9	AB	R	H	RBI	BB	SO	LOB
Lou Brock, L (1, 7) OBP: 0.350, SLG: 0.444	1-3		K	HR 1-H 3-H		F7		1B IBB		4	1	1	3	1	1	0
Ted Sizemore, R (1, 4) OBP: 0.550, SLG: 0.471	5-3		HR S 1B	BB		6-3		1B 1-3 2-H		4	1	2	1	1	0	0
Reggie Smith, S (1, 9) OBP: 0.368, SLG: 0.556	1B		F7 1-2	L9			4-3	F9		5	0	1	0	0	0	4
Joe Torre, R (1, 3) OBP: 0.389, SLG: 0.500	K		HR 2-H	K			L6		F8	5	1	1	2	0	2	2
Ted Simmons, S (1, 2) OBP: 0.368, SLG: 0.471		K	E4		1B		1-3		3-1	5	0	1	0	0	1	0
Bake McBride, L (1, 8) OBP: 0.368, SLG: 0.412		P6	K		4-3			SH1-4 E SF8 1B	F9	5	1	1	0	0	1	1
Ken Reitz, R (1, 5) OBP: 0.471, SLG: 0.733		HR	1B HR 1B	1B				FC3 SH1-4 1-2 1B		4	3	3	1	0	0	1
Mike Tyson, R (1, 6) OBP: 0.357, SLG: 0.308		1B	K	F8				SH1-4 1-2 2-3		3	0	1	0	0	1	2
Bob Gibson, R (1, 1) OBP: 0.167, SLG: 0.167 Al Hrabosky, R (7, 1) Rich Folkers, L (7, 1) Orlando Pena, R (7, 1) Jose Cruz, L (8, PH) OBP: 0.500, SLG: 1.000 Mike Garman, R (8, 1)		L6	HR 1-3 1B			5-3		SF8 3-H		3 0 0 0 0 0	1 0 0 0 0 0	1 0 0 0 1 0	0 0 0 0 0 0	0 0 0 0 0 0	0 0 0 0 0 0	1 0 0 0 0 0
Inning Stats	R: 0 E: 0 K: 1 S: 6 H: 1 LOB: 1 BB: 0 P: 6	R: 1 E: 0 K: 1 S: 7 H: 2 LOB: 1 BB: 0 P: 7	R: 2 E: 1 K: 2 S: 10 H: 2 LOB: 1 BB: 0 P: 10	R: 3 E: 0 K: 2 S: 10 H: 3 LOB: 1 BB: 1 P: 14	R: 0 E: 0 K: 0 S: 4 H: 2 LOB: 1 BB: 0 P: 4	R: 0 E: 0 K: 0 S: 3 H: 0 LOB: 0 BB: 0 P: 3	R: 0 E: 0 K: 0 S: 3 H: 0 LOB: 0 BB: 0 P: 3	R: 2 E: 1 K: 0 S: 6 H: 2 LOB: 2 BB: 1 P: 10	R: 0 E: 0 K: 0 S: 3 H: 0 LOB: 0 BB: 0 P: 3	1B: 9 2B: 0 3B: 0 HR: 3 SF: 1 SAC: 1 DP: 0 HBP: 0						

TOP

St. Louis Cardinals @ New York Mets

Shea Stadium, Flushing, NY

Thu Apr 11 1974, 3:33 AM EDT

Unknown

livebaseballscorecards.com

AB	38
R	8
H	12
RBI	8
BB	2
SO	6
LOB	11

WP: 0 PB: 0 SB: 1 CS: 0 PA: 42

PITCHER		IP	WLS	BF	H	R	ER	SO	BB	IBB	HBP	BLK	WP	HR	S	P	ERA	WHIP
Tom Seaver, R ERA: 6.75	(1, 1)	5.0		26	10	6	6	6	1	0	0	0	0	3	37	41	10.80	2.200
Harry Parker, R ERA:	(6, 1)	2.0		6	0	0	0	0	0	0	0	0	0	0	6	6	0.00	0.000
Craig Swan, R ERA:	(8, 1)	1.0	L	7	2	2	0	0	0	1	0	0	0	0	6	10	0.00	2.000
Bob Miller, R ERA:	(9, 1)	1.0		3	0	0	0	0	0	0	0	0	0	0	3	3	0.00	0.000

PITCHER	IP	WLS	BF	H	R	ER	SO	BB	IBB	HBP	BLK	WP	HR	S	P	ERA	WHIP

BOTTOM

St. Louis Cardinals @ New York Mets

Shea Stadium, Flushing, NY

Thu Apr 11 1974, 3:33 AM EDT

Unknown

livebaseballscorecards.com

Batter	1	2	3	4	5	6	7	8	9	AB	R	H	RBI	BB	SO	LOB
Wayne Garrett, L (1, 5) OBP: 0.250, SLG: 0.353	K		5-3		HR		SF8	BB		3	1	1	3	1	1	1
Felix Millan, R (1, 4) OBP: 0.500, SLG: 0.357	6-3		5-3		1B		SF9	K		5	1	2	0	0	1	3
Rusty Staub, L (1, 9) OBP: 0.211, SLG: 0.063	F5			3-1	4-3		BB	K		4	1	0	0	1	1	3
Cleon Jones, R (1, 7) OBP: 0.316, SLG: 0.250		F8		5-3		K	SF9		F7	4	0	0	1	0	1	0
John Milner, L (1, 3) OBP: 0.421, SLG: 0.375		G5-3		BB		F8	BB		4-3	3	0	1	0	2	0	0
Dave Schneck, L (1, 8) OBP: 0.444, SLG: 0.444				P5		6-3			E6	5	0	2	2	0	0	1
Jerry Grote, R (1, 2) OBP: 0.353, SLG: 0.688		G5-3			6-3		BB		1-3	4	1	0	0	1	0	5
Bud Harrelson, S (1, 6) OBP: 0.625, SLG: 0.667				SH1-4	6-3		SF8	SH3		2	1	1	0	2	0	0
Tom Seaver, R (1, 1)										0	0	0	0	0	0	0
Ed Kranepool, L (5, PH) OBP: 1.000, SLG: 1.000										1	1	1	0	0	0	0
Harry Parker, R (6, 1)										0	0	0	0	0	0	0
Ken Boswell, L (7, PH) OBP: 1.000, SLG: 1.000										1	1	1	1	0	0	0
Craig Swan, R (8, 1)										0	0	0	0	0	0	0
George Theodore, R (8, PH)										0	0	0	0	0	0	0
Bob Miller, R (9, 1)				SH1-4	HR		SF9	SH3		0	0	0	0	0	0	0

Inning Stats	1	2	3	4	5	6	7	8	9
	R: 0 E: 0 K: 1 S: 5	H: 0 LOB: 0 BB: 0 P: 5	R: 0 E: 0 K: 0 S: 4	H: 2 LOB: 1 BB: 0 P: 4	R: 0 E: 0 K: 0 S: 3	H: 0 LOB: 1 BB: 1 P: 7	R: 0 E: 0 K: 0 S: 3	H: 0 LOB: 1 BB: 1 P: 7	R: 2 E: 0 K: 0 S: 6	H: 3 LOB: 1 BB: 0 P: 6
	R: 0 E: 0 K: 1 S: 5	H: 0 LOB: 0 BB: 0 P: 5	R: 5 E: 0 K: 0 S: 7	H: 4 LOB: 2 BB: 3 P: 19	R: 0 E: 0 K: 2 S: 7	H: 0 LOB: 2 BB: 2 P: 15	R: 0 E: 1 K: 0 S: 4	H: 0 LOB: 1 BB: 0 P: 4		

1B: 7	SF: 2
2B: 1	SAC: 2
3B: 0	DP: 1
HR: 1	HBP: 0

WP: 0 PA: 43
PB: 0
SB: 0
CS: 0

AB	32
R	7
H	9
RBI	7
BB	7
SO	4
LOB	13

PITCHER		IP	WLS	BF	H	R	ER	SO	BB	IBB	HBP	BLK	WP	HR	S	P	ERA	WHIP
Bob Gibson, R ERA: 4.5	(1, 1)	6.0		26	6	4	4	2	3	0	0	0	0	1	27	39	6.00	1.500
Al Hrabosky, L ERA: 20.25	(7, 1)	0.1		3	2	0	0	0	0	0	0	0	0	0	3	3	0.00	6.000
Rich Folkers, L ERA: 9.0	(7, 1)	0.0		1	0	0	0	0	1	0	0	0	0	0	0	4	∞	∞
Orlando Pena, R ERA:	(7, 1)	0.2		4	1	3	3	0	1	0	0	0	0	0	3	7	40.50	3.000
Mike Garman, R ERA:	(8, 1)	2.0	W	9	0	0	0	2	2	0	0	0	0	0	11	19	0.00	1.000

PITCHER		IP	WLS	BF	H	R	ER	SO	BB	IBB	HBP	BLK	WP	HR	S	P	ERA	WHIP

Batter	1	2	3	4	5	6	7	8	9	AB	R	H	RBI	BB	SO	LOB
Lou Brock, L (1, 7) OBP: 0.292, SLG: 0.364	6-3	FC6 1-2f			F7			6-3		4	0	0	0	0	0	3
Ted Sizemore, R (1, 4) OBP: 0.500, SLG: 0.429	F7		G6-4-3 1B		1-3			F7		4	0	1	0	0	0	0
Reggie Smith, S (1, 9) OBP: 0.348, SLG: 0.476	BB CS		G6-4-3 1-2f			F8		F8		3	0	0	0	1	0	1
Joe Torre, R (1, 3) (9, 5) OBP: 0.364, SLG: 0.421	CS 1-2	BB 2B E	5-3			F9			K	3	1	0	0	1	1	0
Ted Simmons, S (1, 2) OBP: 0.348, SLG: 0.429 Jim Dwyer, L (9, PR) (9, 3)		F9		5-3		6-3			1B 1B	4 0	0 1	1 0	0 0	0 0	0 0	1 0
Luis Melendez, R (1, 8) OBP: 0.500, SLG: 0.750 Bake McBride, L (9, PH) OBP: 0.400, SLG: 0.444 (9, 8)		E 1-3 2B		1B			5-3		1B SF9 1-2	3 1	0 1	2 1	0 0	0 0	0 0	0 0
Ken Reitz, R (1, 5) OBP: 0.400, SLG: 0.611 Jose Cruz, L (9, PH) OBP: 0.667, SLG: 1.000 Stan Papi, R (9, 6)		E1 2-3 3-H		F8			F7		CS 1-3 2-H 1B	3 1 0	0 0 0	0 1 0	0 1 0	0 0 0	0 0 0	2 0 0
Mike Tyson, R (1, 6) OBP: 0.353, SLG: 0.267 Tim McCarver, L (9, PH) OBP: 0.333, SLG: 0.500 (9, 2)		FC6 IBB		F8			F7		SF9 3-H	2 0	0 0	0 0	0 1	1 0	0 0	1 0
Alan Foster, R (1, 1) Jim Hickman, R (8, PH) OBP: 0.667, SLG: 1.667 Rich Folkers, L (8, 1)	K				F2			HR	CS 1-2	2 1 0	0 1 0	0 1 0	0 1 0	0 0 0	1 0 0	3 0 0
Inning Stats	R: 0 E: 0 K: 0 S: 2 H: 0 LOB: 0 BB: 1 P: 6	R: 1 E: 1 K: 1 S: 7 H: 1 LOB: 3 BB: 2 P: 15	R: 0 E: 0 K: 0 S: 3 H: 1 LOB: 0 BB: 0 P: 3	R: 0 E: 0 K: 0 S: 4 H: 1 LOB: 1 BB: 0 P: 4	R: 0 E: 0 K: 0 S: 3 H: 0 LOB: 0 BB: 0 P: 3	R: 0 E: 0 K: 0 S: 3 H: 0 LOB: 0 BB: 0 P: 3	R: 0 E: 0 K: 0 S: 3 H: 0 LOB: 0 BB: 0 P: 3	R: 1 E: 0 K: 0 S: 4 H: 1 LOB: 0 BB: 0 P: 4	R: 2 E: 0 K: 1 S: 7 H: 3 LOB: 1 BB: 0 P: 7	1B: 5 2B: 1 3B: 0 HR: 1 SF: 1 SAC: 0 DP: 1 HBP: 0						

PITCHER		IP	WLS	BF	H	R	ER	SO	BB	IBB	HBP	BLK	WP	HR	S	P	ERA	WHIP
George Stone, L ERA: 1.13	(1, 1)	8.0		30	4	2	1	1	2	1	0	0	0	1	29	41	1.12	0.750
Bob Apodaca, R ERA: 18.0	(9, 1)	0.1	L	4	3	2	2	1	0	0	0	0	0	0	6	6	54.00	9.000
Ray Sadecki, L ERA:	(9, 1)	0.2		1	0	0	0	0	0	0	0	0	0	0	1	1	0.00	0.000

PITCHER	IP	WLS	BF	H	R	ER	SO	BB	IBB	HBP	BLK	WP	HR	S	P	ERA	WHIP

TOP

St. Louis Cardinals @ New York Mets

Shea Stadium, Flushing, NY

Thu Apr 11 1974, 3:38 AM EDT

Att. 34,382 - Unknown

livebaseballscorecards.com

AB	31
R	4
H	7
RBI	3
BB	3
SO	2
LOB	11

Batter	1	2	3	4	5	6	7	8	9	AB	R	H	RBI	BB	SO	LOB
Wayne Garrett, L (1, 5) OBP: 0.250, SLG: 0.300	K		BB G4-6-3		F8		F8			3	0	0	0	1	1	0
Felix Millan, R (1, 4) OBP: 0.500, SLG: 0.389	FC6 1B		G4-6-3 1-2f			1B FC4 1B	F7			4	1	2	0	0	0	1
Rusty Staub, L (1, 9) OBP: 0.217, SLG: 0.100	FC6 1B 1-2f		F8			E FC4 1-3 1B		P6		4	1	1	0	0	0	1
Cleon Jones, R (1, 7) OBP: 0.304, SLG: 0.250	1-2 1B			F7		FC4 1B 1-3 3-H		F9		4	1	1	1	0	0	1
John Milner, L (1, 3) OBP: 0.435, SLG: 0.400	F9			K		1B 1-3 3-H		1B		4	0	2	1	0	1	2
Dave Schneck, L (1, 8) OBP: 0.462, SLG: 0.538		4-3		2B		S 1-3 3-H		K		4	0	2	1	0	1	1
Ron Hodges, L (1, 2) George Theodore, R (9, PH)		5-3		F8		F8 1-2			E5 FC3-6	3 1	0 0	0 0	0 0	0 0	0 0	2 0
Bud Harrelson, S (1, 6) OBP: 0.550, SLG: 0.533		BB			F7	4-3			FC3-6 G6-4-3 1-2f	3	0	0	0	1	0	2
George Stone, L (1, 1) Bob Apodaca, R (9, 1) Ray Sadecki, L (9, 1) Don Hahn, R (9, PH) OBP: 0.444, SLG: 0.556		K			K		1-3		G6-4-3 1-2f	3 0 0 1	0 0 0 0	0 0 0 0	0 0 0 0	0 0 0 0	2 0 0 0	1 0 0 1
Inning Stats	R: 0 E: 0 K: 1 S: 7 H: 2 LOB: 2 BB: 0 P: 7	R: 0 E: 0 K: 1 S: 5 H: 0 LOB: 1 BB: 1 P: 9	R: 0 E: 0 K: 0 S: 2 H: 0 LOB: 0 BB: 1 P: 6	R: 0 E: 0 K: 1 S: 6 H: 1 LOB: 1 BB: 0 P: 6	R: 0 E: 0 K: 1 S: 5 H: 0 LOB: 0 BB: 0 P: 5	R: 3 E: 1 K: 0 S: 7 H: 4 LOB: 1 BB: 0 P: 7	R: 0 E: 0 K: 0 S: 3 H: 0 LOB: 0 BB: 0 P: 3	R: 0 E: 0 K: 1 S: 6 H: 1 LOB: 1 BB: 0 P: 6	R: 0 E: 1 K: 0 S: 3 H: 0 LOB: 0 BB: 0 P: 3	1B: 7 2B: 1 3B: 0 HR: 0	SF: 0 SAC: 0 DP: 2 HBP: 0						

PITCHER	IP	WLS	BF	H	R	ER	SO	BB	IBB	HBP	BLK	WP	HR	S	P	ERA	WHIP
Alan Foster, R (1, 1) ERA: 2.57	7.0		29	7	3	2	4	2	0	0	0	0	0	35	43	2.57	1.286
Rich Folkers, L (8, 1) ERA: 3.0	2.0	W	7	1	0	0	1	0	0	0	0	0	0	9	9	0.00	0.500

PITCHER	IP	WLS	BF	H	R	ER	SO	BB	IBB	HBP	BLK	WP	HR	S	P	ERA	WHIP

BOTTOM

St. Louis Cardinals @ New York Mets

Shea Stadium, Flushing, NY

Thu Apr 11 1974, 3:38 AM EDT

Att. 34,382 - Unknown

livebaseballscorecards.com

AB	34
R	3
H	8
RBI	3
BB	2
SO	5
LOB	12

Batter	1	2	3	4	5	6	7	8	9	10	11	AB	R	H	RBI	BB	SO	LOB
Dave Cash, R (1, 4) OBP: 0.259, SLG: 0.231	6-3		6-3		G3			6-3		9-2 3-Hf		5	0	0	0	0	0	1
Larry Bowa, S (1, 6) OBP: 0.346, SLG: 0.348	BB		F8		F8			3-1			1B 1B 2B	4	1	1	0	1	0	0
Mike Anderson, R (1, 9) OBP: 0.286, SLG: 0.167	1-2 BB		K		5-3			6-3			2-3 1B	4	0	1	0	1	1	0
Greg Luzinski, R (1, 7) OBP: 0.154, SLG: 0.200	K			1B 1B	K			6-3			K	5	1	1	0	0	3	4
Bill Robinson, R (1, 8) OBP: 0.333, SLG: 0.429	6-3			K	6-3			6-3			G4-6-3 1-2 3-H 1B	5	0	1	1	0	1	3
Willie Montanez, L (1, 3) OBP: 0.200, SLG: 0.176		K		1B 1-2 1B	K			1B			G4-6-3 1-2f	5	0	2	0	0	2	2
Bob Boone, R (1, 2) OBP: 0.300, SLG: 0.450		FC6 1B		1-2 2-H 1B			F9	G3				4	0	2	1	0	0	1
Mike Schmidt, R (1, 5) OBP: 0.391, SLG: 0.545		K		K			CS S 1B			SH3-4 9-2 2B		4	0	2	0	0	2	3
Jim Lonborg, R (1, 1) Mac Scarce, L (9, 1) Tony Taylor, R (10, PH) OBP: 0.500, SLG: 0.500 Mike Wallace, L (10, 1)		FC6 1-2f		K			K 1-3			SH3-4 2-3		3 0 0 0	0 0 0 0	0 0 0 0	0 0 0 0	0 0 0 0	2 0 0 0	4 0 0 0
Inning Stats	R: 0 E: 0 K: 1 S: 5 H: 0 LOB: 2 BB: 2 P: 13	R: 0 E: 0 K: 2 S: 8 H: 1 LOB: 1 BB: 0 P: 8	R: 0 E: 0 K: 1 S: 5 H: 0 LOB: 0 BB: 0 P: 5	R: 1 E: 0 K: 3 S: 12 H: 3 LOB: 2 BB: 0 P: 12	R: 0 E: 0 K: 0 S: 3 H: 0 LOB: 0 BB: 0 P: 3	R: 0 E: 0 K: 2 S: 7 H: 0 LOB: 0 BB: 0 P: 7	R: 0 E: 0 K: 1 S: 5 H: 1 LOB: 0 BB: 0 P: 5	R: 0 E: 0 K: 3 S: 3 H: 0 LOB: 0 BB: 0 P: 3	R: 0 E: 0 K: 0 S: 4 H: 1 LOB: 1 BB: 0 P: 4	R: 0 E: 0 K: 0 S: 3 H: 1 LOB: 0 BB: 0 P: 3	R: 1 E: 0 K: 1 S: 7 H: 3 LOB: 1 BB: 0 P: 7	1B: 8 2B: 3 3B: 0 HR: 0	SF: 0 SAC: 1 DP: 2 HBP: 0					

PITCHER		IP	WLS	BF	H	R	ER	SO	BB	IBB	HBP	BLK	WP	HR	S	P	ERA	WHIP
Jon Matlack, L ERA: 1.23	(1, 1)	7.0		27	5	1	1	10	2	0	0	0	0	0	45	53	1.29	1.000
Bob Miller, R ERA:	(8, 1)	2.0		7	1	0	0	0	0	0	0	0	0	0	7	7	0.00	0.500
Tug McGraw, L ERA: 9.0	(10, 1)	1.1	L	7	4	1	1	1	0	0	0	0	0	0	9	9	6.75	3.000
Harry Parker, R ERA:	(11, 1)	0.2		1	0	0	0	0	0	0	0	0	0	0	1	1	0.00	0.000

PITCHER	IP	WLS	BF	H	R	ER	SO	BB	IBB	HBP	BLK	WP	HR	S	P	ERA	WHIP

TOP

Philadelphia Phillies @ New York Mets

Shea Stadium, Flushing, NY

Sun Apr 14 1974, 3:33 AM EDT

Unknown

livebaseballscorecards.com

AB	39
R	2
H	10
RBI	2
BB	2
SO	11
LOB	18

WP: 0 PB: 0 SB: 1 CS: 1 PA: 42

Batter	1	2	3	4	5	6	7	8	9	10	11	AB	R	H	RBI	BB	SO	LOB
Wayne Garrett, L (1, 5) OBP: 0.233, SLG: 0.269	L8		K		P4		G5-4-3, 1B		F9		P5	6	0	1	0	0	1	2
Felix Millan, R (1, 4) OBP: 0.481, SLG: 0.364	K		1B		1-3		G5-4-3		IBB			4	0	1	0	1	1	3
Rusty Staub, L (1, 9) OBP: 0.250, SLG: 0.280	K		4-3			1B		HR	4-3			5	1	2	1	0	1	3
Cleon Jones, R (1, 7) OBP: 0.321, SLG: 0.280		F3		G4-6-3, 1B		F3		K		9-3, 1B		5	0	2	0	0	1	1
John Milner, L (1, 3) OBP: 0.393, SLG: 0.360		F8		G4-6-3		FC6-4, 1B		P6		9-3		5	0	1	0	0	0	2
Dave Schneck, L (1, 8) OBP: 0.556, SLG: 0.611		1B, 1B		1B		P6		1B		1B		5	0	4	0	0	0	2
Ron Hodges, L (1, 2) OBP: 0.125, SLG: 0.125		1-2, 1B		F7		FC6-4		4-3		F9		5	0	1	0	0	0	5
Bud Harrelson, S (1, 6) OBP: 0.520, SLG: 0.474		G3			SH5-4, 1B		BB		4-3		6-3	4	0	1	0	1	0	2
Jon Matlack, L (1, 1) OBP: 0.200, SLG: 0.200			K		SH5-4		1B		2B		P6	1	0	0	0	0	1	0
Ken Boswell, L (7, PH) OBP: 1.000, SLG: 1.000												1	1	0	0	0	0	0
Bob Miller, R (8, 1) OBP: 1.000, SLG: 2.000												1	0	1	0	0	0	0
Ted Martinez, R (9, PR)												0	0	0	0	0	0	0
Tug McGraw, R (10, 1)												0	0	0	0	0	0	0
Harry Parker, R (11, 1)												0	0	0	0	0	0	0
George Theodore, R (11, PH)												1	0	0	0	0	0	0
Inning Stats	R: 0 E: 0 K: 2 S: 7 H: 0 LOB: 0 BB: 0 P: 7	R: 0 E: 0 K: 0 S: 5 H: 2 LOB: 2 BB: 0 P: 5	R: 0 E: 0 K: 2 S: 8 H: 1 LOB: 1 BB: 0 P: 8	R: 0 E: 0 K: 0 S: 4 H: 2 LOB: 1 BB: 0 P: 4	R: 0 E: 0 K: 0 S: 4 H: 1 LOB: 1 BB: 0 P: 4	R: 0 E: 0 K: 0 S: 5 H: 2 LOB: 2 BB: 0 P: 5	R: 0 E: 0 K: 0 S: 3 H: 2 LOB: 1 BB: 1 P: 7	R: 1 E: 0 K: 1 S: 7 H: 2 LOB: 1 BB: 0 P: 7	R: 0 E: 0 K: 0 S: 4 H: 1 LOB: 2 BB: 1 P: 8	R: 0 E: 0 K: 0 S: 4 H: 2 LOB: 1 BB: 0 P: 4	R: 0 E: 0 K: 0 S: 3 H: 0 LOB: 0 BB: 0 P: 3	1B: 13 2B: 2 3B: 0 HR: 1	SF: 0 SAC: 1 DP: 3 HBP: 0					

PITCHER		IP	WLS	BF	H	R	ER	SO	BB	IBB	HBP	BLK	WP	HR	S	P	ERA	WHIP
Jim Lonborg, R ERA: 2.2	(1, 1)	8.1		36	13	1	1	5	1	0	0	0	0	1	45	49	1.08	1.680
Mac Scarce, L ERA: 1.93	(9, 1)	0.2		3	0	0	0	0	0	1	0	0	0	0	2	6	0.00	0.000
Mike Wallace, L ERA: 5.4	(10, 1)	2.0	W	7	2	0	0	0	0	0	0	0	0	0	7	7	0.00	1.000

PITCHER	IP	WLS	BF	H	R	ER	SO	BB	IBB	HBP	BLK	WP	HR	S	P	ERA	WHIP

BOTTOM

Philadelphia Phillies @ New York Mets

Shea Stadium, Flushing, NY

Sun Apr 14 1974, 3:33 AM EDT

Unknown

livebaseballscorecards.com

AB	43
R	1
H	15
RBI	1
BB	2
SO	5
LOB	20

1B: 13 SF: 0
2B: 2 SAC: 1
3B: 0 DP: 3
HR: 1 HBP: 0

WP: 0 PA: 46
PB: 0
SB: 0
CS: 1

Batter	1	2	3	4	5	6	7	8	9	AB	R	H	RBI	BB	SO	LOB
Dave Cash, R (1, 4) OBP: 0.281, SLG: 0.258	S S S 0-3 ① K2-3		x 0-0 ① F9		S S S 0-3 ③ K			x 0-0 ① 2B 1-2 SF9 1B	x 0-0 ① 1B 1-3 2B 1B	5	2	2	0	0	2	1
Larry Bowa, S (1, 6) OBP: 0.387, SLG: 0.429	x 0-0 ② F3		x 0-0 ② F8			x 0-0 FC6-4 1B		x 0-0 SF9 1-3 2-H 2B	x 0-0 2B 1-2 3-H 1B	5	1	3	2	0	0	0
Mike Anderson, R (1, 9) OBP: 0.316, SLG: 0.250	S S S 0-3 ③ K		S S S 0-3 ③ K			x 0-0 ① FC6-4 1-2f		B B B B 4-0 BB	x 0-0 1-H 2-H 2B	4	0	1	2	1	2	1
Greg Luzinski, R (1, 7) OBP: 0.161, SLG: 0.172		B B B B 4-0 2B BB		x 0-0 ① F2		S S S 0-3 ② K		x 0-0 ① P6	x 0-0 ③ P5	4	0	0	0	1	1	5
Bill Robinson, R (1, 8) OBP: 0.333, SLG: 0.458 Del Unser, L (8, PH) OBP: 0.389, SLG: 0.500 (8, 8)		x 0-0 1-3 2B		S S S 0-3 ② K		x 0-0 ③ F3		x 0-0 ② SF9 2-3 3-H		3 0	0 0	1 0	0 1	0 0	1 0	1 0
Willie Montanez, L (1, 3) OBP: 0.167, SLG: 0.143		x 0-0 ① L6		S S S 0-3 ③ K			S S S 0-3 ① K	S S S 0-3 ③ K		4	0	0	0	0	3	4
Jim Essian, R (1, 2) Tom Hutton, L (9, PH) OBP: 0.222, SLG: 0.667 Mike Wallace, L (9, 1)		x 0-0 ② P3			B B B B 4-0 SH3-4 BB		x 0-0 ② P3		x 0-0 ① G3	2 1 0	0 0 0	0 0 0	0 0 0	1 0 0	0 0 0	2 0 0
Mike Schmidt, R (1, 5) OBP: 0.385, SLG: 0.500 Mac Scarce, L (7, 1) Bob Boone, R (9, PH) OBP: 0.333, SLG: 0.476 (9, 2)		I I I I 4-0 IBB			S S S 0-3 ① K		S S S 0-3 ③ K		x 0-0 1B 1B 1B	2 0 1	0 0 1	0 0 1	0 0 0	1 0 0	2 0 0	1 0 0
Ron Schueler, R (1, 1) OBP: 0.333, SLG: 0.333 Tony Taylor, R (7, 5) OBP: 0.500, SLG: 0.500		S S S 0-3 ③ K			x 0-0 ② SH3-4 1-2			x 0-0 1B 2B 1B	x 0-0 ② F9	1 2	0 1	0 1	0 0	0 0	1 0	3 1
Inning Stats	R: 0 E: 0 K: 2 S: 7 H: 0 LOB: 0 BB: 0 P: 7	R: 0 E: 0 K: 1 S: 6 H: 1 LOB: 3 BB: 2 P: 14	R: 0 E: 0 K: 1 S: 5 H: 0 LOB: 0 BB: 0 P: 5	R: 0 E: 0 K: 2 S: 7 H: 0 LOB: 0 BB: 0 P: 7	R: 0 E: 0 K: 2 S: 7 H: 0 LOB: 1 BB: 1 P: 11	R: 0 E: 0 K: 1 S: 6 H: 1 LOB: 1 BB: 0 P: 6	R: 0 E: 0 K: 2 S: 7 H: 0 LOB: 0 BB: 0 P: 7	R: 2 E: 0 K: 1 S: 8 H: 3 LOB: 2 BB: 1 P: 12	R: 3 E: 0 K: 0 S: 7 H: 4 LOB: 1 BB: 0 P: 7	1B: 6 2B: 3 3B: 0 HR: 0	SF: 1 SAC: 1 DP: 0 HBP: 0					

PITCHER		IP	WLS	BF	H	R	ER	SO	BB	IBB	HBP	BLK	WP	HR	S	P	ERA	WHIP
Jerry Koosman, L ERA: 2.35	(1, 1)	7.0		30	5	2	2	11	3	1	0	0	0	0	48	64	2.57	1.143
Bob Miller, R ERA: 5.4	(8, 1)	2.0	L	10	4	3	3	1	0	0	0	0	0	0	12	12	13.50	2.000

PITCHER	IP	WLS	BF	H	R	ER	SO	BB	IBB	HBP	BLK	WP	HR	S	P	ERA	WHIP

TOP

Philadelphia Phillies @ New York Mets

Shea Stadium, Flushing, NY

Sun Apr 14 1974, 3:38 AM EDT

Att. 14,201 - Unknown

livebaseballscorecards.com

AB	34
R	5
H	9
RBI	5
BB	4
SO	12
LOB	19

1B: 6	SF: 1	WP: 0	PA: 40
2B: 3	SAC: 1	PB: 0	
3B: 0	DP: 0	SB: 0	
HR: 0	HBP: 0	CS: 0	

Batter	1	2	3	4	5	6	7	8	9	AB	R	H	RBI	BB	SO	LOB
Wayne Garrett, L (1, 5) OBP: 0.229, SLG: 0.290	S S S 0-3 ① K	x 0-0 ② F9			x 0-0 ① F9		x 0-0 1B 1-3 2B		S S S 0-3 ① K	5	0	1	0	0	2	1
Felix Millan, R (1, 4) OBP: 0.500, SLG: 0.385	x 0-0 BB 1B	x 0-0 2-3 1B			x 0-0 ② F8		4-0 1B IBB		x 0-0 ② 6-3	4	0	2	0	1	0	0
Rusty Staub, L (1, 9) OBP: 0.303, SLG: 0.310	B B B B 4-0 1-2 BB	x 0-0 ③ F8			x 0-0 ③ 1B		x 0-0 G4-6-3 1-2 2-3 3-H 1B		x 0-0 ③ G3	4	0	2	1	1	0	2
Cleon Jones, R (1, 7) OBP: 0.281, SLG: 0.241	x 0-0 ② F7	x 0-0 ① F5				x 0-0 ① F8	x 0-0 ② ③ G4-6-3 1-2f			4	0	0	0	0	0	5
John Milner, L (1, 3) OBP: 0.375, SLG: 0.321	x 0-0 ③ 4-3	x 0-0 ② F7				B B B B 4-0 BB		S S S 0-3 ① K		3	0	0	0	1	1	2
Dave Schneck, L (1, 8) OBP: 0.500, SLG: 0.524		x 0-0 ① 6-3	x 0-0 ③ F8			x 0-0 ② F5		B B B B 4-0 BB		3	0	0	0	1	0	1
Duffy Dyer, R (1, 2) OBP: 0.500, SLG: 0.333		B B B B 4-0 BB SH BB		x 0-0 G3-6-3 1B		x 0-0 ③ P6		S S S 0-3 ② K		3	1	1	0	1	1	2
Bud Harrelson, S (1, 6) OBP: 0.517, SLG: 0.429		B B B B 4-0 1-2 SH BB		x 0-0 ① ② G3-6-3 1-2f			x 0-0 ① 5-3	B B B B 4-0 1-2 BB		2	1	0	0	2	0	1
Jerry Koosman, R (1, 1) Bob Miller, R (8, 1) OBP: 0.500, SLG: 1.000		x 0-0 SH 1B 1-H 2-H		x 0-0 ③ 6-3			B B B B 4-0 2B 1B BB	x 0-0 ③ 1-6-3		1 1	1 0	0 0	0 0	1 0	0 0	0 2
Inning Stats	R: 0 E: 0 K: 1 S: 6 H: 1 LOB: 2 BB: 1 P: 10	R: 2 E: 1 K: 0 S: 5 H: 1 LOB: 2 BB: 2 P: 13	R: 0 E: 0 K: 0 S: 3 H: 0 LOB: 0 BB: 0 P: 3	R: 0 E: 0 K: 0 S: 3 H: 1 LOB: 0 BB: 0 P: 3	R: 0 E: 0 K: 0 S: 3 H: 1 LOB: 1 BB: 0 P: 3	R: 0 E: 0 K: 0 S: 3 H: 0 LOB: 1 BB: 1 P: 7	R: 1 E: 0 K: 0 S: 4 H: 2 LOB: 2 BB: 2 P: 12	R: 0 E: 0 K: 2 S: 7 H: 0 LOB: 2 BB: 2 P: 15	R: 0 E: 0 K: 1 S: 5 H: 0 LOB: 0 BB: 0 P: 5	1B: 5 2B: 1 3B: 0 HR: 0	SF: 0 SAC: 1 DP: 2 HBP: 0			WP: 0 PB: 0 SB: 0 CS: 0	PA: 39		

PITCHER		IP	WLS	BF	H	R	ER	SO	BB	IBB	HBP	BLK	WP	HR	S	P	ERA	WHIP
Ron Schueler, R ERA: 1.26	(1, 1)	6.1		28	5	3	1	1	5	0	0	0	0	0	25	45	1.42	1.579
Mac Scarce, L ERA: 1.42	(7, 1)	1.2	W	8	1	0	0	2	2	1	0	0	0	0	9	21	0.00	1.800
Mike Wallace, L ERA: 4.5	(9, 1)	1.0		3	0	0	0	1	0	0	0	0	0	0	5	5	0.00	0.000

PITCHER	IP	WLS	BF	H	R	ER	SO	BB	IBB	HBP	BLK	WP	HR	S	P	ERA	WHIP

BOTTOM

Philadelphia Phillies @ New York Mets

Shea Stadium, Flushing, NY

Sun Apr 14 1974, 3:38 AM EDT

Att. 14,201 - Unknown

livebaseballscorecards.com

AB	30
R	3
H	6
RBI	1
BB	8
SO	4
LOB	16

Batter	1	2	3	4	5	6	7	8	9	AB	R	H	RBI	BB	SO	LOB
Wayne Garrett, L (1, 5) OBP: 0.205, SLG: 0.257	S S S 0-3 ① K		S S S 0-3 ③ K			x 0-0 ③ 4-3			x 0-0 ① P4	4	0	0	0	0	2	0
Felix Millan, R (1, 4) OBP: 0.472, SLG: 0.367	S S S 0-3 ② K			x 0-0 ① F8			x 0-0 ① F9		x 0-0 FC5-4 1B 1B	4	0	1	0	0	1	0
Rusty Staub, L (1, 9) OBP: 0.351, SLG: 0.438	x 0-0 HR			x 0-0 ② 4-3			B B B B 4-0 BB 1B BB		x 0-0 1-2 FC5-4 1B	3	1	2	1	1	0	0
Cleon Jones, R (1, 7) OBP: 0.278, SLG: 0.242	x 0-0 ③ 6-3			x 0-0 ③ P4			x 0-0 L6 BB 1-2 1B		x 0-0 ② FC5-4 1-2f 2-3	4	0	1	0	0	0	2
John Milner, L (1, 3) OBP: 0.361, SLG: 0.290		x 0-0 ① 6-3			x 0-0 ① 4-3		B B B B 4-0 1-2 2-3 BB		x 0-0 ③ F7	3	0	0	0	1	0	2
Dave Schneck, L (1, 8) OBP: 0.440, SLG: 0.458		S S S 0-3 ② K2-3			x 0-0 ② G3		x 0-0 ② ③ L6 2-3			3	0	0	0	0	1	3
Ron Hodges, L (1, 2) OBP: 0.091, SLG: 0.091		x 0-0 ③ G3			x 0-0 ③ 3-1			x 0-0 ① F7		3	0	0	0	0	0	0
Bud Harrelson, S (1, 6) OBP: 0.484, SLG: 0.391			S S S 0-3 ① K			x 0-0 ① F8		x 0-0 ② P4		2	0	0	0	0	1	0
Ted Martinez, R (7, 6)										1	0	0	0	0	0	0
Tom Seaver, R (1, 1)			x 0-0 ② G3			x 0-0 ② F7		x 0-0 ③ 2-3		3	0	0	0	0	0	0

TOP

New York Mets @ Montreal Expos

Jarry Park, Montreal, QB

Tue Apr 16 1974, 4:33 AM EDT

Att. 18,425 - Unknown

livebaseballscorecards.com

AB	30
R	1
H	4
RBI	1
BB	2
SO	5
LOB	7

Inning Stats	1	2	3	4	5	6	7	8	9			
	R: 1	H: 1	R: 0	H: 0	R: 0	H: 0	R: 0	H: 0	R: 0	H: 0	R: 0	H: 1	R: 0	H: 0	R: 0	H: 2	1B: 3	SF: 0	WP: 0	PA: 32
	E: 0	LOB: 0	E: 0	LOB: 0	E: 0	LOB: 0	E: 0	LOB: 0	E: 0	LOB: 0	E: 0	LOB: 2	E: 0	LOB: 0	E: 0	LOB: 2	2B: 1	SAC: 0	PB: 0	
	K: 2	BB: 0	K: 1	BB: 0	K: 2	BB: 0	K: 0	BB: 0	K: 0	BB: 0	K: 0	BB: 2	K: 0	BB: 0	K: 0	BB: 0	3B: 0	DP: 1	SB: 0	
	S: 8	P: 8	S: 5	P: 5	S: 7	P: 7	S: 3	P: 3	S: 3	P: 3	S: 3	P: 11	S: 3	P: 3	S: 5	P: 5	HR: 1	HBP: 0	CS: 0	

PITCHER		IP	WLS	BF	H	R	ER	SO	BB	IBB	HBP	BLK	WP	HR	S	P	ERA	WHIP
Steve Renko, R ERA: 3.55	(1, 1)	8.0	W	27	2	1	1	5	2	0	0	0	0	1	35	43	1.12	0.500
Chuck Taylor, R ERA: 2.57	(9, 1)	1.0		5	2	0	0	0	0	0	0	0	0	0	5	5	0.00	2.000

PITCHER	IP	WLS	BF	H	R	ER	SO	BB	IBB	HBP	BLK	WP	HR	S	P	ERA	WHIP

Batter	1	2	3	4	5	6	7	8	9	AB	R	H	RBI	BB	SO	LOB
Ron Hunt, R (1, 5) OBP: 0.393, SLG: 0.261	3-1		6-3		HBP			2-3		3	0	0	0	0	0	0
Tim Foli, R (1, 6) OBP: 0.409, SLG: 0.235	P4			F7	P6			P4		4	0	0	0	0	0	3
Willie Davis, L (1, 8) OBP: 0.296, SLG: 0.480	1B			1-3 2B		K		S 1B 1B		4	1	3	0	0	1	0
Ken Singleton, S (1, 9) OBP: 0.577, SLG: 0.438	4-3			1-3 2-3		4-3		1B E 1-2 BB		3	1	0	0	1	0	2
Ron Fairly, L (1, 3) OBP: 0.429, SLG: 0.769 Mike Jorgensen, L (8, PR) (9, 3)		F8	6-3		K			BB E 1-3 2-H 1B		4 0	0 1	1 0	1 0	0 0	1 0	1 0
Bob Bailey, R (1, 7) OBP: 0.435, SLG: 0.412 Chuck Taylor, R (9, 1) OBP: 0.500, SLG: 1.000		6-3			K		HR	E 1-2 BB		3 0	1 0	1 0	1 0	1 0	1 0	0 0
Jim Cox, R (1, 4) OBP: 0.269, SLG: 0.304		F9			1B BB		F9	E6 1-3 2-H 3-H		3	0	0	0	1	0	1
Barry Foote, R (1, 2) OBP: 0.350, SLG: 0.250			K		HBP 1-3 1B		P5	5-3		4	0	1	0	0	1	2
Steve Renko, R (1, 1) OBP: 0.167, SLG: 0.167 Jim Lyttle, L (9, 7)			K		K		1-3			3 0	0 0	0 0	0 0	0 0	2 0	2 0
Inning Stats	R: 0 H: 1 E: 0 LOB: 1 K: 0 BB: 0 S: 4 P: 4	R: 0 H: 0 E: 0 LOB: 0 K: 0 BB: 0 S: 3 P: 3	R: 0 H: 0 E: 0 LOB: 0 K: 2 BB: 0 S: 7 P: 7	R: 0 H: 1 E: 0 LOB: 1 K: 0 BB: 0 S: 4 P: 4	R: 0 H: 1 E: 0 LOB: 3 K: 2 BB: 1 S: 8 P: 13	R: 0 H: 0 E: 0 LOB: 0 K: 2 BB: 0 S: 7 P: 7	R: 1 H: 1 E: 0 LOB: 0 K: 0 BB: 0 S: 4 P: 4	R: 3 H: 2 E: 1 LOB: 2 K: 0 BB: 2 S: 6 P: 14		1B: 4 SF: 0 2B: 1 SAC: 0 3B: 0 DP: 0 HR: 1 HBP: 1						

PITCHER	IP	WLS	BF	H	R	ER	SO	BB	IBB	HBP	BLK	WP	HR	S	P	ERA	WHIP
Tom Seaver, R (1, 1) ERA: 4.95	8.0	L	35	6	4	2	6	3	0	1	0	0	1	43	56	2.25	1.125

PITCHER	IP	WLS	BF	H	R	ER	SO	BB	IBB	HBP	BLK	WP	HR	S	P	ERA	WHIP

BOTTOM

New York Mets @ Montreal Expos

Jarry Park, Montreal, QB

Tue Apr 16 1974, 4:33 AM EDT

Att. 18,425 - Unknown

livebaseballscorecards.com

AB	31
R	4
H	6
RBI	2
BB	3
SO	6
LOB	11

Batter	1	2	3	4	5	6	7	8	9	AB	R	H	RBI	BB	SO	LOB
Wayne Garrett, L (1, 5) OBP: 0.186, SLG: 0.231	SSS 0-3 ① K		SSS 0-3 ③ K		x 0-0 ③ P4		x 0-0 ③ 4-3			4	0	0	0	0	2	3
Felix Millan, R (1, 4) OBP: 0.425, SLG: 0.324	x 0-0 ② 6-3			x 0-0 ① 3-1		x 0-0 ① F8		x 0-0 ① F7		4	0	0	0	0	0	0
Rusty Staub, L (1, 9) OBP: 0.317, SLG: 0.389	x 0-0 ③ F8			x 0-0 ② 1-3		x 0-0 ② 3-1		x 0-0 ② F9		4	0	0	0	0	0	0
Cleon Jones, R (1, 7) OBP: 0.300, SLG: 0.250		BBBB 4-0 G3 G1 BB		x 0-0 ③ 6-3		x 0-0 1B HR 1B		x 0-0 ③ F9		3	1	1	0	1	0	0
John Milner, L (1, 3) OBP: 0.375, SLG: 0.314		x 0-0 ① G1 1-2			x 0-0 E 1B 1B	x 0-0 1-3 HR 1B			x 0-0 ① P5	4	1	2	0	0	0	1
Dave Schneck, L (1, 8) OBP: 0.483, SLG: 0.714		x 0-0 ② G3 2-3			x 0-0 E9 1-3 1B	x 0-0 1-H 3-H HR			x 0-0 HR	4	2	3	4	0	0	1
Jerry Grote, R (1, 2) OBP: 0.300, SLG: 0.579 Ken Boswell, L (9, PH) OBP: 0.667, SLG: 0.667		x 0-0 ③ 2-3			SSS 0-3 ① K	SSS 0-3 ③ K			x 0-0 ② 3-1	3 1	0 0	0 0	0 0	0 0	2 0	3 0
Ted Martinez, R (1, 6) Ed Kranepool, L (9, PH) OBP: 0.500, SLG: 0.500			x 0-0 ① 6-3		BBBB 4-0 BB		x 0-0 ① 6-3		x 0-0 ③ F8	2 1	0 0	0 0	0 0	1 0	0 0	0 0
George Stone, L (1, 1) Tug McGraw, R (8, 1)			SSS 0-3 ② K		x 0-0 ② L6		x 0-0 ② 2-3			3 0	0 0	0 0	0 0	0 0	1 0	3 0
Inning Stats	R: 0 H: 0 E: 0 LOB: 0 K: 1 BB: 0 S: 5 P: 5	R: 0 H: 0 E: 0 LOB: 1 K: 0 BB: 1 S: 3 P: 7	R: 0 H: 0 E: 0 LOB: 0 K: 2 BB: 0 S: 7 P: 7	R: 0 H: 0 E: 0 LOB: 0 K: 0 BB: 0 S: 3 P: 3	R: 0 H: 2 E: 1 LOB: 3 K: 1 BB: 1 S: 7 P: 11	R: 3 H: 3 E: 0 LOB: 0 K: 1 BB: 0 S: 8 P: 8	R: 0 H: 0 E: 0 LOB: 0 K: 0 BB: 0 S: 3 P: 3	R: 0 H: 0 E: 0 LOB: 0 K: 0 BB: 0 S: 3 P: 3	R: 1 H: 1 E: 0 LOB: 0 K: 0 BB: 0 S: 4 P: 4	1B: 4 SF: 0 2B: 0 SAC: 0 3B: 0 DP: 0 HR: 2 HBP: 0						WP: 0 PA: 35 PB: 0 SB: 0 CS: 0

PITCHER		IP	WLS	BF	H	R	ER	SO	BB	IBB	HBP	BLK	WP	HR	S	P	ERA	WHIP
Steve Rogers, R ERA: 2.0	(1, 1)	9.0	W	35	6	4	4	5	2	0	0	0	0	2	43	51	4.00	0.889

PITCHER	IP	WLS	BF	H	R	ER	SO	BB	IBB	HBP	BLK	WP	HR	S	P	ERA	WHIP

TOP

New York Mets @ Montreal Expos

Jarry Park, Montreal, QB

Wed Apr 17 1974, 4:33 AM EDT

Att. 10,007 - Unknown

livebaseballscorecards.com

AB	33
R	4
H	6
RBI	4
BB	2
SO	5
LOB	11

Batter	1	2	3	4	5	6	7	8	9	AB	R	H	RBI	BB	SO	LOB
Ron Hunt, R (1, 5) OBP: 0.375, SLG: 0.259	P4		5-3		1B		F9			4	0	1	0	0	0	0
Willie Davis, L (1, 8) OBP: 0.290, SLG: 0.448	6-3		F7		4-3			2B 1B		4	1	1	0	0	0	1
Bob Bailey, R (1, 7) OBP: 0.407, SLG: 0.524 Jim Lyttle, L (9, 7)	6-3		SSS K			HR		P4		4 0	1 0	1 0	1 0	0 0	1 0	1 0
Hal Breeden, R (1, 3) OBP: 0.500, SLG: 0.615 Mike Jorgensen, L (8, PR) (9, 3)		E SF8 1B		FC1-6 1B		P5		6-3 1-H 1B 2B		4 0	1 1	3 0	1 0	0 0	0 0	0 0
Ken Singleton, S (1, 9) OBP: 0.533, SLG: 0.368		SSS K		FC1-6 1-2f		F9		6-3 1B IBB		3	1	0	0	1	1	2
Jim Cox, R (1, 4) OBP: 0.233, SLG: 0.259		E6 1-3 1B		F8		F5		6-3 1-2 2-3		4	1	0	0	0	0	4
Barry Foote, R (1, 2) OBP: 0.375, SLG: 0.444		SF8 3-H		SSS K			BBB HR	1B BB		2	1	1	2	1	1	1
Tim Foli, R (1, 6) OBP: 0.423, SLG: 0.286		2-H 1B			5-3		6-3	1-3 2-H 3-H 1B		4	0	2	3	0	0	0
Steve Rogers, R (1, 1) OBP: 0.222, SLG: 0.222		G1			1-3		1B	G3		4	0	1	0	0	0	4
Inning Stats	R: 0 E: 0 K: 0 S: 3 H: 0 LOB: 0 BB: 0 P: 3	R: 2 E: 1 K: 1 S: 8 H: 2 LOB: 1 BB: 0 P: 8	R: 0 E: 0 K: 1 S: 5 H: 0 LOB: 0 BB: 0 P: 5	R: 0 E: 0 K: 1 S: 6 H: 1 LOB: 1 BB: 0 P: 6	R: 0 E: 0 K: 0 S: 4 H: 1 LOB: 1 BB: 0 P: 4	R: 1 E: 0 K: 0 S: 4 H: 1 LOB: 0 BB: 0 P: 4	R: 1 E: 0 K: 0 S: 4 H: 2 LOB: 0 BB: 0 P: 4	R: 3 E: 0 K: 0 S: 6 H: 3 LOB: 3 BB: 2 P: 14		1B: 7 2B: 1 3B: 0 HR: 2	SF: 1 SAC: 0 DP: 0 HBP: 0						

PITCHER		IP	WLS	BF	H	R	ER	SO	BB	IBB	HBP	BLK	WP	HR	S	P	ERA	WHIP
George Stone, L ERA: 2.93	(1, 1)	7.1	L	31	9	6	4	3	0	0	0	0	0	2	37	37	4.91	1.227
Tug McGraw, L ERA: 9.64	(8, 1)	0.2		5	1	1	1	0	1	1	0	0	0	0	3	11	13.50	3.000

PITCHER	IP	WLS	BF	H	R	ER	SO	BB	IBB	HBP	BLK	WP	HR	S	P	ERA	WHIP

BOTTOM

New York Mets @ Montreal Expos

Jarry Park, Montreal, QB

Wed Apr 17 1974, 4:33 AM EDT

Att. 10,007 - Unknown

livebaseballscorecards.com

AB	33
R	7
H	10
RBI	7
BB	2
SO	3
LOB	13

New York Mets @ Montreal Expos

Jarry Park, Montreal, QB

Thu Apr 18 1974, 4:33 AM EDT

Att. 8,390 - Unknown

TOP

livebaseballscorecards.com

Batter	1	2	3	4	5	6	7	8	9	AB	R	H	RBI	BB	SO	LOB
Wayne Garrett, L (1, 5) OBP: 0.229, SLG: 0.262	BBBB 4-0 E 6-3 2B BB	BBB 4-0 1B 1B BB		x 0-0 2B		x 0-0 ③ L3			x 0-0 ② F2	3	2	1	0	2	0	0
Felix Millan, R (1, 4) OBP: 0.444, SLG: 0.368	x 0-0 ① 6-3 1-2	x 0-0 1B 1-2 1B		x 0-0 ③ 6-3			BBBB 4-0 1B BB		x 0-0 1B 2B	4	1	2	0	1	0	2
Rusty Staub, L (1, 9) OBP: 0.370, SLG: 0.439	x 0-0 ② F9	x 0-0 1-2 2-H 1B			x 0-0 G5-4-3 1B		x 0-0 G6-4-3 1-2 1B		x 0-0 2-H 1B	5	0	4	2	0	0	1
Cleon Jones, R (1, 7) OBP: 0.267, SLG: 0.220	x 0-0 E6 2B E 2-3	x 0-0 ③ 5-3			x 0-0 ① ② G5-4-3 1-2f		SSS 0-3 ① K		x 0-0 ③ 1-3	5	1	0	0	0	1	7
John Milner, L (1, 3) OBP: 0.386, SLG: 0.342	x 0-0 E9 1-H 3-H 2B		x 0-0 ① 6-3		BBBB 4-0 BB		x 0-0 ② ③ G6-4-3 1-2f			3	0	1	1	1	0	2
Dave Schneck, L (1, 8) OBP: 0.455, SLG: 0.645	BBBB 4-0 BB	x 0-0 ② G3			x 0-0 ③ G1			x 0-0 ① 3-1		3	0	0	0	1	0	1
Ron Hodges, L (1, 2) OBP: 0.067, SLG: 0.067	x 0-0 ③ 5-3	x 0-0 ③ 4-3				x 0-0 ① 5-3		x 0-0 ② F8		4	0	0	0	0	0	2
Ted Martinez, R (1, 6) OBP: 0.250, SLG: 0.571		x 0-0 ① 1-3		x 0-0 ① 1-3		x 0-0 HR		x 0-0 ③ 1-3		4	1	1	1	0	0	0
Ray Sadecki, L (1, 1)		x 0-0 ② 4-3		SSS 0-3 ② K		x 0-0 ② 6-3			x 0-0 ① G3	1	0	0	0	0	0	0
Harry Parker, R (3, 1)										1	0	0	0	0	1	0
George Theodore, R (6, PH)										1	0	0	0	0	0	0
Bob Apodaca, R (6, 1)										0	0	0	0	0	0	0
Ken Boswell, L (9, PH) OBP: 0.500, SLG: 0.500										1	0	0	0	0	0	0
Inning Stats	R: 2 E: 2 K: 0 S: 5 H: 1 LOB: 2 BB: 2 P: 13	R: 1 E: 0 K: 0 S: 5 H: 2 LOB: 2 BB: 1 P: 9	R: 0 E: 0 K: 0 S: 3 H: 0 LOB: 0 BB: 0 P: 3	R: 0 E: 0 K: 1 S: 6 H: 1 LOB: 1 BB: 0 P: 6	R: 0 E: 0 K: 0 S: 3 H: 1 LOB: 1 BB: 1 P: 7	R: 1 E: 0 K: 0 S: 4 H: 1 LOB: 0 BB: 0 P: 4	R: 0 E: 0 K: 1 S: 5 H: 1 LOB: 1 BB: 1 P: 9	R: 0 E: 0 K: 0 S: 3 H: 0 LOB: 0 BB: 0 P: 3	R: 1 E: 0 K: 0 S: 5 H: 2 LOB: 1 BB: 0 P: 5	1B: 5 2B: 3 3B: 0 HR: 1	SF: 0 SAC: 0 DP: 2 HBP: 0						

	AB	35
	R	5
	H	9
	RBI	4
	BB	5
	SO	2
	LOB	15

WP: 0 PB: 0 SB: 0 CS: 0 PA: 40

PITCHER		IP	WLS	BF	H	R	ER	SO	BB	IBB	HBP	BLK	WP	HR	S	P	ERA	WHIP
Mike Torrez, R ERA: 3.46	(1, 1)	6.0	W	28	6	4	2	1	4	0	0	0	0	1	26	42	3.00	1.667
Chuck Taylor, R ERA: 2.7	(7, 1)	3.0	S	12	3	1	1	1	1	0	0	0	0	0	13	17	3.00	1.333

PITCHER	IP	WLS	BF	H	R	ER	SO	BB	IBB	HBP	BLK	WP	HR	S	P	ERA	WHIP

Batter	1	2	3	4	5	6	7	8	9	AB	R	H	RBI	BB	SO	LOB
Ron Hunt, R (1, 5) OBP: 0.405, SLG: 0.267	BB 2B 1B	BB		BB		1-3		F7		3	1	1	0	2	0	0
Willie Davis, L (1, 8) OBP: 0.278, SLG: 0.412	K	P4		F8		S 1B		F8		5	0	1	0	0	1	3
Bob Bailey, R (1, 7) OBP: 0.438, SLG: 0.560	2B 1B BB 1-2		CS 2B		K	K 1-2		S E 1B		4	1	2	0	1	2	1
Larry Lintz, S (8, PR) OBP: 0.500, SLG: 1.000										0	1	0	0	0	0	0
Jim Lyttle, L (9, 7)										0	0	0	0	0	0	0
Hal Breeden, R (1, 3) OBP: 0.529, SLG: 0.667	1B 1B 2B 1-3 2-H		L6 2-3		2B BB		SH3-4 BB	E9 WP 1B 1B 1-H		2	1	1	1	1	0	1
Mike Jorgensen, L (5, PR) OBP: 0.333, SLG: 0.200										1	1	1	1	1	0	0
(6, 3)																
Ken Singleton, S (1, 9) OBP: 0.600, SLG: 0.500	1B 1B 2-3 3-H		HR BB		2B		SH3-4 BB 1-2	1B 2-H		3	2	3	2	2	0	0
Jim Cox, R (1, 4) OBP: 0.303, SLG: 0.414	1B 2-H 3-H		HR 1-H		FC5-4 IBB		SH3-4 1-2 2-3			2	1	2	4	1	0	0
Barry Foote, R (1, 2) OBP: 0.357, SLG: 0.381	5-3		6-3		K		IBB			3	0	0	0	1	1	3
Tim Foli, R (1, 6) OBP: 0.367, SLG: 0.240		F9		6-3	FC5-4 1-2f		P6			4	0	0	0	0	0	6
Mike Torrez, R (1, 1)		5-3		4-3		F5	5-3			2	0	0	0	0	0	0
Boots Day, L (6, PH)										1	0	0	0	0	0	0
Chuck Taylor, R (7, 1) OBP: 0.333, SLG: 0.667										1	0	0	0	0	0	3
Inning Stats	R: 4 H: 4 E: 0 LOB: 0 K: 1 BB: 1 S: 8 P: 12	R: 0 H: 0 E: 0 LOB: 1 K: 0 BB: 1 S: 3 P: 7	R: 2 H: 2 E: 0 LOB: 0 K: 0 BB: 1 S: 4 P: 8	R: 0 H: 0 E: 0 LOB: 1 K: 0 BB: 1 S: 3 P: 7	R: 0 H: 1 E: 0 LOB: 3 K: 2 BB: 2 S: 8 P: 16	R: 0 H: 1 E: 0 LOB: 1 K: 1 BB: 0 S: 6 P: 6	R: 0 H: 0 E: 0 LOB: 3 K: 0 BB: 3 S: 3 P: 15	R: 2 H: 3 E: 1 LOB: 1 K: 0 BB: 0 S: 5 P: 5		1B: 7 SF: 0 2B: 3 SAC: 1 3B: 0 DP: 0 HR: 1 HBP: 0						

BOTTOM

New York Mets @ Montreal Expos

Jarry Park, Montreal, QB

Thu Apr 18 1974, 4:33 AM EDT

Att. 8,390 - Unknown

livebaseballscorecards.com

AB	31
R	8
H	11
RBI	8
BB	9
SO	4
LOB	17

WP: 1 PA: 41
PB: 0
SB: 2
CS: 1

PITCHER		IP	WLS	BF	H	R	ER	SO	BB	IBB	HBP	BLK	WP	HR	S	P	ERA	WHIP
Ray Sadecki, L ERA: 16.2	(1, 1)	2.2	L	15	6	6	6	1	3	0	0	0	0	1	14	26	20.25	3.375
Harry Parker, R ERA:	(3, 1)	2.1		11	1	0	0	2	2	1	0	0	0	0	12	24	0.00	1.286
Bob Apodaca, R ERA: 9.0	(6, 1)	3.0		15	4	2	2	1	2	1	0	0	1	0	14	26	6.00	2.000

PITCHER	IP	WLS	BF	H	R	ER	SO	BB	IBB	HBP	BLK	WP	HR	S	P	ERA	WHIP

Batter	1	2	3	4	5	6	7	8	9	AB	R	H	RBI	BB	SO	LOB
Rennie Stennett, R (1, 4) OBP: 0.279, SLG: 0.431	6-3		L6-4-3 1B			FC5-4 1B			K	4	0	2	0	0	1	0
Gene Clines, R (1, 8) OBP: 0.176, SLG: 0.313	F9		L6-4-3 1-2			FC5-4 L3 1-2f			F9	4	0	0	0	0	0	2
Al Oliver, L (1, 3) OBP: 0.259, SLG: 0.368	F9			4-3 3B		L3 1-2			F7	4	1	1	0	0	0	1
Willie Stargell, L (1, 7) OBP: 0.340, SLG: 0.413		1B 2-3 SF8 1B		4-3 3-H			4-3			3	1	1	1	0	0	0
Richie Zisk, R (1, 9) OBP: 0.278, SLG: 0.387		2-3 1-2		K			F9			3	0	0	0	0	1	1
Manny Sanguillen, R (1, 2) OBP: 0.250, SLG: 0.400		2-3 1B		5-3			F9			3	0	1	0	0	0	0
Richie Hebner, L (1, 5) OBP: 0.475, SLG: 0.740		SF8 3-H			F8			K		2	0	0	1	0	1	0
Frank Taveras, R (1, 6) OBP: 0.350, SLG: 0.278		F2			G3			K		3	0	0	0	0	1	1
Bob Moose, R (1, 1) OBP: 0.333, SLG: 0.143			K		5-3			1-3		3	0	0	0	0	1	0
Ramon Hernandez, S (8, 1)										0	0	0	0	0	0	0
Inning Stats	R: 0 E: 0 K: 0 S: 3 H: 0 LOB: 0 BB: 0 P: 3	R: 1 E: 0 K: 0 S: 5 H: 2 LOB: 1 BB: 0 P: 5	R: 0 E: 0 K: 1 S: 5 H: 1 LOB: 0 BB: 0 P: 5	R: 1 E: 0 K: 1 S: 6 H: 1 LOB: 0 BB: 0 P: 6	R: 0 E: 0 K: 0 S: 3 H: 0 LOB: 0 BB: 0 P: 3	R: 0 E: 0 K: 0 S: 3 H: 1 LOB: 0 BB: 0 P: 3	R: 0 E: 0 K: 0 S: 3 H: 0 LOB: 0 BB: 0 P: 3	R: 0 E: 0 K: 2 S: 7 H: 0 LOB: 0 BB: 0 P: 7	R: 0 E: 0 K: 1 S: 5 H: 0 LOB: 0 BB: 0 P: 5	1B: 4 2B: 1 3B: 1 HR: 0	SF: 1 SAC: 0 DP: 2 HBP: 0						

TOP

Pittsburgh Pirates @ New York Mets

Shea Stadium, Flushing, NY

Sat Apr 20 1974, 3:33 AM EDT

Att. 18,070 - Unknown

livebaseballscorecards.com

AB	29
R	2
H	5
RBI	2
BB	0
SO	5
LOB	5

PITCHER	IP	WLS	BF	H	R	ER	SO	BB	IBB	HBP	BLK	WP	HR	S	P	ERA	WHIP
Jerry Koosman, L (1, 1) ERA: 2.22	9.0	W	30	5	2	2	5	0	0	0	0	0	0	40	40	2.00	0.556

PITCHER	IP	WLS	BF	H	R	ER	SO	BB	IBB	HBP	BLK	WP	HR	S	P	ERA	WHIP

BOTTOM

Pittsburgh Pirates @ New York Mets

Shea Stadium, Flushing, NY

Sat Apr 20 1974, 3:33 AM EDT

Att. 18,070 - Unknown

Batter	1	2	3	4	5	6	7	8	9	AB	R	H	RBI	BB	SO	LOB
Bud Harrelson, S (1, 6) OBP: 0.486, SLG: 0.407	CS, 1B		K		6-3			SH1-3, 1B, 1B		4	1	2	0	0	1	1
Felix Millan, R (1, 4) OBP: 0.438, SLG: 0.366	1-3 1-2			1B, 2B, 1B	5-3			SH1-3 1-2		3	1	1	0	0	0	1
Cleon Jones, R (1, 7) OBP: 0.286, SLG: 0.244	1-3			2B 1-2, 1B		K		S, 1B 2-H, 1B		4	1	2	1	0	1	0
Rusty Staub, L (1, 9) OBP: 0.380, SLG: 0.455		G3		1-3 2-H, 2B		1-3		1B, 1B 2-3, IBB		3	1	1	1	1	0	0
John Milner, L (1, 3) OBP: 0.375, SLG: 0.333		F8		F7		1-3		1B, 1B 1-2, 3-H		4	0	1	1	0	0	2
Dave Schneck, L (1, 8) OBP: 0.417, SLG: 0.588		4-3		K			1-3	1-3 1-3, 2-H		3	0	0	0	0	1	2
Don Hahn, R (8, PH) OBP: 0.500, SLG: 0.600 (9, 8)										1	0	1	1	0	0	0
Wayne Garrett, L (1, 5) OBP: 0.250, SLG: 0.333			4-3	IBB			HR	K		3	1	1	1	1	1	1
Jerry Grote, R (1, 2) OBP: 0.304, SLG: 0.591			2B	F8			5-3			3	0	1	0	0	0	3
Jerry Koosman, R (1, 1)			K		1-3		K			3	0	0	0	0	2	1
Inning Stats	R: 0 E: 0 K: 0 S: 3 H: 1 LOB: 0 BB: 0 P: 3	R: 0 E: 0 K: 0 S: 3 H: 0 LOB: 0 BB: 0 P: 3	R: 0 E: 0 K: 2 S: 8 H: 1 LOB: 1 BB: 0 P: 8	R: 1 E: 0 K: 1 S: 8 H: 3 LOB: 3 BB: 1 P: 12	R: 0 E: 0 K: 0 S: 3 H: 0 LOB: 0 BB: 0 P: 3	R: 0 E: 0 K: 1 S: 5 H: 0 LOB: 0 BB: 0 P: 5	R: 1 E: 0 K: 1 S: 6 H: 1 LOB: 0 BB: 0 P: 6	R: 3 E: 0 K: 1 S: 8 H: 4 LOB: 1 BB: 1 P: 12		1B: 7 2B: 2 3B: 0 HR: 1 SF: 0 SAC: 1 DP: 0 HBP: 0					

	AB	31
	R	5
	H	10
	RBI	5
	BB	2
	SO	6
	LOB	11

WP: 0 PB: 0 SB: 1 CS: 1 PA: 34

livebaseballscorecards.com

PITCHER		IP	WLS	BF	H	R	ER	SO	BB	IBB	HBP	BLK	WP	HR	S	P	ERA	WHIP
Bob Moose, R ERA: 6.1	(1, 1)	7.1	L	31	8	5	5	5	0	2	0	0	0	1	39	47	6.14	1.091
Ramon Hernandez, L ERA: 4.0	(8, 1)	0.2		3	2	0	0	1	0	0	0	0	0	0	5	5	0.00	3.000

PITCHER	IP	WLS	BF	H	R	ER	SO	BB	IBB	HBP	BLK	WP	HR	S	P	ERA	WHIP

Pittsburgh Pirates @ New York Mets

Shea Stadium, Flushing, NY

Sun Apr 21 1974, 3:33 AM EDT

Att. 23,375 - Unknown

livebaseballscorecards.com

TOP

Batter	1	2	3	4	5	6	7	8	9	AB	R	H	RBI	BB	SO	LOB
Rennie Stennett, R (1, 4) OBP: 0.303, SLG: 0.444	L4-3 1B		G1-6-3 1-2f		HR 2-H 1B	FC6 1-2f		2 2-H 1B		5	1	3	1	0	0	2
Richie Hebner, L (1, 5) OBP: 0.469, SLG: 0.764	F8			4-3	HR 2-H		E 1B 1B	1-3		5	1	2	2	0	0	2
Al Oliver, L (1, 3) OBP: 0.286, SLG: 0.435	L4-3 1-2			6-3 1B	1B		F7		HR	5	1	3	1	0	0	2
Willie Stargell, L (1, 7) OBP: 0.310, SLG: 0.373		P5		6-3 1-2	F9		K		K	5	0	0	0	0	2	3
Dave Parker, L (1, 8) OBP: 0.420, SLG: 0.532		P6		6-3		FC4 1B 1B 1B	E 1-2 1B		6-3	5	1	2	0	0	0	1
Richie Zisk, R (1, 9) OBP: 0.317, SLG: 0.417		FC6-4 1B			F2	FC4 1-2 1B	E6 1-2 2-3		FC6-4 1B	5	0	3	0	0	0	2
Manny Sanguillen, R (1, 2) OBP: 0.240, SLG: 0.480		FC6-4 1-2f			HR	FC4 1-2f 2-3 1B	4-3		FC6-4 1-2f	5	2	1	1	0	0	7
Frank Taveras, R (1, 6) OBP: 0.458, SLG: 0.409			G1-6-3 1B		1B	1-3 3-H 1B		SH1-4 1B 1B		4	0	4	1	0	0	0
Ken Brett, L (1, 1) OBP: 0.400, SLG: 0.600			K		1B 2B	FC6 3-H 1B		SH1-4 1-2		3	1	2	1	0	1	1
Inning Stats	R: 0 E: 0 K: 0 S: 3 H: 1 LOB: 0 BB: 0 P: 3	R: 0 E: 0 K: 0 S: 4 H: 1 LOB: 1 BB: 0 P: 4	R: 0 E: 0 K: 1 S: 5 H: 1 LOB: 0 BB: 0 P: 5	R: 0 E: 0 K: 0 S: 4 H: 1 LOB: 1 BB: 0 P: 4	R: 4 E: 0 K: 0 S: 8 H: 6 LOB: 1 BB: 0 P: 8	R: 2 E: 0 K: 0 S: 6 H: 4 LOB: 1 BB: 0 P: 6	R: 0 E: 1 K: 1 S: 8 H: 2 LOB: 3 BB: 0 P: 8	R: 0 E: 0 K: 0 S: 4 H: 2 LOB: 1 BB: 0 P: 4	R: 1 E: 0 K: 1 S: 7 H: 2 LOB: 1 BB: 0 P: 7	1B: 16 2B: 2 3B: 0 HR: 3 SF: 0 SAC: 1 DP: 2 HBP: 0						

	AB	42
	R	7
	H	20
	RBI	7
	BB	0
	SO	3
	LOB	20

WP: 0 PB: 0 SB: 0 CS: 0 PA: 43

PITCHER		IP	WLS	BF	H	R	ER	SO	BB	IBB	HBP	BLK	WP	HR	S	P	ERA	WHIP
Tom Seaver, R ERA: 6.12	(1, 1)	5.0	L	24	12	6	6	1	0	0	0	0	0	2	26	26	10.80	2.400
Harry Parker, R ERA:	(6, 1)	1.0		4	2	0	0	0	0	0	0	0	0	0	4	4	0.00	2.000
Ray Sadecki, L ERA: 10.13	(7, 1)	2.0		10	4	0	0	1	0	0	0	0	0	0	12	12	0.00	2.000
Tug McGraw, L ERA: 9.53	(9, 1)	1.0		5	2	1	1	1	0	0	0	0	0	1	7	7	9.00	2.000

PITCHER		IP	WLS	BF	H	R	ER	SO	BB	IBB	HBP	BLK	WP	HR	S	P	ERA	WHIP

Batter	1	2	3	4	5	6	7	8	9	AB	R	H	RBI	BB	SO	LOB
Don Hahn, R (1, 8) OBP: 0.357, SLG: 0.429	P4		F8			6-3		G6-4-3 1-2f		4	0	0	0	0	0	1
Felix Millan, R (1, 4) OBP: 0.404, SLG: 0.333	G3			6-3		F9			F9	4	0	0	0	0	0	0
Rusty Staub, L (1, 9) OBP: 0.370, SLG: 0.458	2B			F8			K		K	4	0	1	0	0	2	0
Cleon Jones, R (1, 7) OBP: 0.283, SLG: 0.245	6-3			K			WP 1B 1B		K	4	0	1	0	0	2	1
John Milner, L (1, 3) OBP: 0.373, SLG: 0.318		6-3			BB		P5			2	0	0	0	1	0	1
Jerry Grote, R (1, 2) OBP: 0.308, SLG: 0.560		K			F8		WP 1-2 1B			3	0	1	0	0	1	1
Wayne Garrett, L (1, 5) OBP: 0.236, SLG: 0.313		K			F7		G3 1-2 2-3			3	0	0	0	0	1	3
Bud Harrelson, S (1, 6) OBP: 0.474, SLG: 0.379			L4		K			G6-4-3 BB		2	0	0	0	1	1	1
Tom Seaver, R (1, 1) Harry Parker, R (6, 1) George Theodore, R (6, PH) Ray Sadecki, L (7, 1) Duffy Dyer, R (8, PH) OBP: 0.400, SLG: 0.250 Tug McGraw, R (9, 1)			K			1-3		P6		1 0 1 0 1 0	0 0 0 0 0 0	0 0 0 0 0 0	0 0 0 0 0 0	1 0 0 0 0 0	0 0 0 0 1 0	0 0 0 0 1 0
Inning Stats	R: 0 E: 0 K: 0 S: 4 H: 1 LOB: 1 BB: 0 P: 4	R: 0 E: 0 K: 2 S: 7 H: 0 LOB: 0 BB: 0 P: 7	R: 0 E: 0 K: 1 S: 5 H: 0 LOB: 0 BB: 0 P: 5	R: 0 E: 0 K: 1 S: 5 H: 0 LOB: 0 BB: 0 P: 5	R: 0 E: 0 K: 1 S: 5 H: 0 LOB: 1 BB: 1 P: 9	R: 0 E: 0 K: 0 S: 3 H: 0 LOB: 0 BB: 0 P: 3	R: 0 E: 0 K: 1 S: 7 H: 2 LOB: 2 BB: 0 P: 7	R: 0 E: 0 K: 0 S: 2 H: 0 LOB: 0 BB: 1 P: 6	R: 0 E: 0 K: 2 S: 7 H: 0 LOB: 0 BB: 0 P: 7	1B: 2 2B: 1 3B: 0 HR: 0 SF: 0 SAC: 0 DP: 1 HBP: 0						

PITCHER		IP	WLS	BF	H	R	ER	SO	BB	IBB	HBP	BLK	WP	HR	S	P	ERA	WHIP
Ken Brett, L ERA: 4.41	(1, 1)	9.0	W	31	3	0	0	8	2	0	0	0	1	0	45	53	0.00	0.556

PITCHER	IP	WLS	BF	H	R	ER	SO	BB	IBB	HBP	BLK	WP	HR	S	P	ERA	WHIP

BOTTOM

Pittsburgh Pirates @ New York Mets

Shea Stadium, Flushing, NY

Sun Apr 21 1974, 3:33 AM EDT

Att. 23,375 - Unknown

livebaseballscorecards.com

AB	29
R	0
H	3
RBI	0
BB	2
SO	8
LOB	9

WP: 1 PA: 31
PB: 0
SB: 0
CS: 0

Batter	1	2	3	4	5	6	7	8	9	AB	R	H	RBI	BB	SO	LOB
Don Hahn, R (1, 8) OBP: 0.278, SLG: 0.333	G3		6-3 2-3			F8		K		4	0	0	0	0	1	1
Felix Millan, R (1, 4) OBP: 0.375, SLG: 0.306	4-3		K			4-3		4-3		4	0	0	0	0	1	1
Rusty Staub, L (1, 9) OBP: 0.397, SLG: 0.471	1B			G4-6-3 1B		4-3			2B 4-3 BB	3	1	2	0	1	0	0
Cleon Jones, R (1, 7) OBP: 0.316, SLG: 0.302	K			G4-6-3 1-2			S 3B 1B		4-3 1-3 2B	4	1	3	0	0	1	1
John Milner, L (1, 3) OBP: 0.345, SLG: 0.292		K		G4-6-3 1-2f 2-3			F8 1-2		4-3 2-3 3-H	4	0	0	1	0	1	4
Jerry Grote, R (1, 2) OBP: 0.267, SLG: 0.483		K		5-3			5-3		F7	4	0	0	0	0	1	3
Wayne Garrett, L (1, 5) OBP: 0.237, SLG: 0.346		F9			P3		2-H 3B		K	4	0	1	1	0	1	1
Bud Harrelson, S (1, 6) OBP: 0.463, SLG: 0.375			6-3 SH5-4 1B		F7		5-3			3	0	1	0	0	0	1
Bob Miller, R (8, 1) OBP: 0.500, SLG: 1.000										0	0	0	0	0	0	0
Jon Matlack, L (1, 1) OBP: 0.200, SLG: 0.200			SH5-4 1-2		F8			K		0	0	0	0	0	0	0
Harry Parker, R (4, 1)										1	0	0	0	0	0	0
Ray Sadecki, L (5, 1)										0	0	0	0	0	0	0
Ted Martinez, R (8, PH) OBP: 0.222, SLG: 0.500 (8, 6)										1	0	0	0	0	1	0
Inning Stats	R: 0 E: 0 K: 1 S: 6 H: 1 LOB: 1 BB: 0 P: 6	R: 0 E: 0 K: 2 S: 7 H: 0 LOB: 0 BB: 0 P: 7	R: 0 E: 0 K: 1 S: 6 H: 1 LOB: 1 BB: 0 P: 6	R: 0 E: 0 K: 0 S: 4 H: 2 LOB: 1 BB: 0 P: 4	R: 0 E: 0 K: 0 S: 3 H: 0 LOB: 0 BB: 0 P: 3	R: 0 E: 0 K: 0 S: 3 H: 0 LOB: 0 BB: 0 P: 3	R: 1 E: 0 K: 0 S: 5 H: 2 LOB: 1 BB: 0 P: 5	R: 0 E: 0 K: 2 S: 7 H: 0 LOB: 0 BB: 0 P: 7	R: 1 E: 0 K: 1 S: 6 H: 1 LOB: 1 BB: 1 P: 10	1B: 5 2B: 1 3B: 1 HR: 0 SF: 0 SAC: 1 DP: 1 HBP: 0						

PITCHER	IP	WLS	BF	H	R	ER	SO	BB	IBB	HBP	BLK	WP	HR	S	P	ERA	WHIP
Randy Jones, L (1, 1) ERA: 7.66	9.0	W	34	7	2	2	7	1	0	0	0	0	0	47	51	2.00	0.889

PITCHER	IP	WLS	BF	H	R	ER	SO	BB	IBB	HBP	BLK	WP	HR	S	P	ERA	WHIP

TOP

New York Mets @ San Diego Padres

San Diego Stadium, San Diego, CA

Tue Apr 23 1974, 10:05 PM EDT

Att. 7,819 - Unknown

livebaseballscorecards.com

AB	32
R	2
H	7
RBI	2
BB	1
SO	7
LOB	12

WP: 0 PB: 0 SB: 1 CS: 0 PA: 34

Batter	1	2	3	4	5	6	7	8	9	AB	R	H	RBI	BB	SO	LOB
Derrel Thomas, S (1, 4) OBP: 0.357, SLG: 0.348	5-3		1B 2B 1B	F7	K		FC6 HR 1-2f 2-3			5	2	1	0	0	1	5
Johnny Grubb, L (1, 8) OBP: 0.435, SLG: 0.519	1B 1B HBP		2B 1B 1B 1-3	2B 3-H	F9		HR 1-H 3-H			4	3	3	4	0	0	2
Dave Winfield, R (1, 7) OBP: 0.342, SLG: 0.447 Bobby Tolan, L (7, 9) OBP: 0.297, SLG: 0.288	1B 1B 1-2		1B 2B 1-3 3-H	6-3		F9	1-3			4 1	0 0	2 0	1 0	0 0	0 0	1 0
Nate Colbert, R (1, 3) OBP: 0.214, SLG: 0.104	G6-4-3 1B 1-2 2-H		K		1B SF8 BB	L6 1B BB		E5 G6-3		3	1	1	1	2	1	2
Cito Gaston, R (1, 9) OBP: 0.259, SLG: 0.240 (7, 7)	G6-4-3 1-2f		1B IBB		1B 2B 1B 1-3	1B 1-2		G6-3 1-2f		4	1	2	0	1	0	3
Fred Kendall, R (1, 2) OBP: 0.303, SLG: 0.365		F8	G6-4-3 1B 1-2 2-3 3-H		SF8 3-H	L6 2-3		6-3		4	0	1	2	0	0	2
Dave Roberts, R (1, 5) OBP: 0.233, SLG: 0.200		F8	G6-4-3 1-2f		2B 1B 1-2		FC6 HR 2B			4	2	2	0	0	0	3
Enzo Hernandez, R (1, 6) OBP: 0.241, SLG: 0.280		S 1B		S 2B 1B	1B 2B 1-3 2-H		FC6 BB			3	1	3	1	1	0	0
Randy Jones, R (1, 1) OBP: 0.167, SLG: 0.167		K 1-2		K 1-3	1B 2-3 3-H		K			4	0	1	1	0	3	4
Inning Stats	R: 1 H: 2 E: 0 LOB: 1 K: 0 BB: 0 S: 4 P: 5	R: 0 H: 1 E: 0 LOB: 1 K: 1 BB: 0 S: 6 P: 6	R: 2 H: 4 E: 0 LOB: 2 K: 1 BB: 1 S: 8 P: 12	R: 1 H: 2 E: 0 LOB: 1 K: 1 BB: 0 S: 7 P: 7	R: 3 H: 4 E: 0 LOB: 2 K: 1 BB: 1 S: 9 P: 13	R: 0 H: 1 E: 0 LOB: 1 K: 0 BB: 1 S: 3 P: 7	R: 3 H: 2 E: 0 LOB: 0 K: 1 BB: 1 S: 7 P: 11	R: 0 H: 0 E: 1 LOB: 0 K: 0 BB: 0 S: 3 P: 3		1B: 11 SF: 1 2B: 5 SAC: 0 3B: 0 DP: 4 HR: 1 HBP: 1						

PITCHER		IP	WLS	BF	H	R	ER	SO	BB	IBB	HBP	BLK	WP	HR	S	P	ERA	WHIP
Jon Matlack, L ERA: 2.95	(1, 1)	3.2	L	20	9	4	4	3	0	1	1	0	0	0	24	29	9.82	2.455
Harry Parker, R ERA: 4.05	(4, 1)	0.2		7	4	3	3	0	1	0	0	0	0	0	6	10	40.50	7.500
Ray Sadecki, L ERA: 10.13	(5, 1)	2.2		12	3	3	3	2	2	0	0	0	0	1	14	22	10.12	1.875
Bob Miller, R ERA: 4.5	(8, 1)	1.0		3	0	0	0	0	0	0	0	0	0	0	3	3	0.00	0.000

PITCHER	IP	WLS	BF	H	R	ER	SO	BB	IBB	HBP	BLK	WP	HR	S	P	ERA	WHIP

BOTTOM

New York Mets @ San Diego Padres

San Diego Stadium, San Diego, CA

Tue Apr 23 1974, 10:05 PM EDT

Att. 7,819 - Unknown

livebaseballscorecards.com

AB	36
R	10
H	16
RBI	10
BB	4
SO	5
LOB	22

WP: 0	PA: 42		
PB: 0			
SB: 3			
CS: 0			

Batter	1	2	3	4	5	6	7	8	9	AB	R	H	RBI	BB	SO	LOB
Bud Harrelson, S (1, 6) OBP: 0.467, SLG: 0.371	6-3		1-3 3-H			1B 1B		SH1-4 BB		3	0	1	0	1	0	0
Felix Millan, R (1, 4) OBP: 0.373, SLG: 0.308	L5			F8		1-2 1B		SH1-4 1-2		3	0	1	0	0	0	0
Cleon Jones, R (1, 7) OBP: 0.295, SLG: 0.281	K			F8		F8		K		4	0	0	0	0	2	3
Rusty Staub, L (1, 9) OBP: 0.387, SLG: 0.444		4-3		F8		G3		IBB		3	0	0	0	1	0	2
John Milner, L (1, 3) OBP: 0.339, SLG: 0.288		F6			F5		HR 1B	3-1		4	1	1	0	0	0	2
Dave Schneck, L (1, 8) OBP: 0.400, SLG: 0.541		4-3			FC6-4 BB		F9		1-3	3	0	0	0	1	0	1
Wayne Garrett, L (1, 5) OBP: 0.270, SLG: 0.436			4-3 WP 2B		K		1-H HR		BB	3	2	2	2	1	1	1
Jerry Grote, R (1, 2) OBP: 0.235, SLG: 0.424			F7		FC6-4 1-2f		F8		F9	4	0	0	0	0	0	3
George Stone, L (1, 1)			4-3 2-3			F3	4-3		P6	3	0	0	0	0	0	1
Bob Miller, R (8, 1) OBP: 0.500, SLG: 1.000										0	0	0	0	0	0	0
Ken Boswell, L (9, PH) OBP: 0.400, SLG: 0.400										1	0	0	0	0	0	1
Bob Apodaca, R (9, 1)										0	0	0	0	0	0	0
Inning Stats	R: 0 E: 0 K: 1 S: 5 H: 0 LOB: 0 BB: 0 P: 5	R: 0 E: 0 K: 0 S: 3 H: 0 LOB: 0 BB: 0 P: 3	R: 1 E: 0 K: 0 S: 4 H: 1 LOB: 0 BB: 0 P: 4	R: 0 E: 0 K: 0 S: 3 H: 0 LOB: 0 BB: 0 P: 3	R: 0 E: 0 K: 1 S: 5 H: 0 LOB: 1 BB: 1 P: 9	R: 0 E: 0 K: 0 S: 5 H: 2 LOB: 2 BB: 0 P: 5	R: 2 E: 0 K: 0 S: 5 H: 2 LOB: 0 BB: 0 P: 5	R: 0 E: 0 K: 1 S: 5 H: 0 LOB: 2 BB: 2 P: 13	R: 0 E: 0 K: 0 S: 3 H: 0 LOB: 1 BB: 1 P: 7	1B: 3 2B: 1 3B: 0 HR: 1 SF: 0 SAC: 1 DP: 0 HBP: 0						

PITCHER		IP	WLS	BF	H	R	ER	SO	BB	IBB	HBP	BLK	WP	HR	S	P	ERA	WHIP
Steve Arlin, R ERA: 6.94	(1, 1)	7.0		28	5	3	3	2	2	0	0	0	1	1	30	38	3.86	1.000
Vicente Romo, R ERA: 3.86	(8, 1)	1.1		6	0	0	0	1	1	1	0	0	0	0	6	14	0.00	0.750
Mike Corkins, R ERA: 2.66	(9, 1)	0.2	W	2	0	0	0	0	0	0	0	0	0	0	2	2	0.00	0.000

PITCHER	IP	WLS	BF	H	R	ER	SO	BB	IBB	HBP	BLK	WP	HR	S	P	ERA	WHIP

TOP

New York Mets @ San Diego Padres

San Diego Stadium, San Diego, CA

Wed Apr 24 1974, 10:05 PM EDT

Att. 8,322 - Unknown

livebaseballscorecards.com

AB	31
R	3
H	5
RBI	2
BB	4
SO	3
LOB	14

WP: 1 PB: 0 SB: 0 CS: 0 PA: 36

Batter	1	2	3	4	5	6	7	8	9	AB	R	H	RBI	BB	SO	LOB
Derrel Thomas, S (1, 4) OBP: 0.347, SLG: 0.352	4-3	F9		4-3			K		BB 4-3 2B	5	1	1	0	0	1	2
Johnny Grubb, L (1, 8) OBP: 0.433, SLG: 0.500	G3		K		G6-3 1B		L1		4-3 BB IBB	4	0	1	0	1	1	0
Dave Winfield, R (1, 7) OBP: 0.372, SLG: 0.524	HR 1B		HR		G6-3 1-2f		G3		4-3 1-2 2-3 BB	4	2	2	1	1	0	1
Nate Colbert, R (1, 3) OBP: 0.230, SLG: 0.189	1-H HR		1-3		E6			CS SH5-4 1B	4-3 1-2 2-3 3-H	5	1	2	3	0	0	2
Cito Gaston, R (1, 9) OBP: 0.300, SLG: 0.296	BB		2B		F7			SH5-4 1-2		2	0	1	0	1	0	1
Dave Roberts, R (1, 5) OBP: 0.255, SLG: 0.233	F8		F3			1B 2B		BB IBB		3	0	1	0	1	0	2
Fred Kendall, R (1, 2) OBP: 0.314, SLG: 0.364		5-3		FC6-4 1B		6-3		BB 1-2 2-3		3	0	1	0	1	0	1
Enzo Hernandez, R (1, 6) OBP: 0.246, SLG: 0.283		5-3		FC6-4 1-2f		S 2-3 1B		3-1		3	0	1	0	0	0	1
Willie McCovey, L (8, PH) OBP: 0.388, SLG: 0.333										1	0	0	0	0	0	2
Rich Morales, R (9, 6)										0	0	0	0	0	0	0
Steve Arlin, R (1, 1) OBP: 0.125, SLG: 0.250						P4 1-2			F7	3	0	1	0	0	1	2
Vicente Romo, R (8, 1)		2B		K						0	0	0	0	0	0	0
Mike Corkins, R (9, 1)										0	0	0	0	0	0	0
Matty Alou, L (9, PH) OBP: 0.257, SLG: 0.273										1	0	0	0	0	0	0
Inning Stats	R: 2 H: 2 E: 0 LOB: 1 K: 0 BB: 1 S: 5 P: 9	R: 0 H: 1 E: 0 LOB: 1 K: 0 BB: 0 S: 4 P: 4	R: 1 H: 2 E: 0 LOB: 1 K: 1 BB: 0 S: 7 P: 7	R: 0 H: 1 E: 0 LOB: 1 K: 1 BB: 0 S: 6 P: 6	R: 0 H: 1 E: 1 LOB: 1 K: 0 BB: 0 S: 4 P: 4	R: 0 H: 2 E: 0 LOB: 1 K: 0 BB: 0 S: 4 P: 4	R: 0 H: 0 E: 0 LOB: 0 K: 1 BB: 0 S: 5 P: 5	R: 0 H: 1 E: 0 LOB: 2 K: 0 BB: 2 S: 3 P: 11	R: 1 H: 1 E: 0 LOB: 3 K: 0 BB: 2 S: 3 P: 11	1B: 5 SF: 0 2B: 4 SAC: 1 3B: 0 DP: 1 HR: 2 HBP: 0						

PITCHER		IP	WLS	BF	H	R	ER	SO	BB	IBB	HBP	BLK	WP	HR	S	P	ERA	WHIP
George Stone, L ERA: 3.18	(1, 1)	7.1		33	10	3	3	3	1	1	0	0	0	2	37	45	3.68	1.500
Bob Miller, R ERA: 4.05	(8, 1)	0.2		2	0	0	0	0	1	0	0	0	0	0	1	5	0.00	1.500
Bob Apodaca, R ERA: 9.64	(9, 1)	0.2	L	5	1	1	1	0	1	1	0	0	0	0	3	11	13.50	3.000

PITCHER	IP	WLS	BF	H	R	ER	SO	BB	IBB	HBP	BLK	WP	HR	S	P	ERA	WHIP

BOTTOM

New York Mets @ San Diego Padres

San Diego Stadium, San Diego, CA

Wed Apr 24 1974, 10:05 PM EDT

Att. 8,322 - Unknown

livebaseballscorecards.com

AB	34
R	4
H	11
RBI	4
BB	5
SO	3
LOB	14

WP: 0	PA: 40		
PB: 0			
SB: 1			
CS: 1			

New York Mets @ San Diego Padres

San Diego Stadium, San Diego, CA

Thu Apr 25 1974, 10:05 PM EDT

Att. 8,307 - Unknown

livebaseballscorecards.com

TOP

Batter	1	2	3	4	5	6	7	8	9	AB	R	H	RBI	BB	SO	LOB
Bud Harrelson, S (1, 6) OBP: 0.490, SLG: 0.378	BBBB 4-0 1B 1B BB		x 0-0 1B SF8 1B	BBBB 4-0 BB			x 0-0 ① F7		x 0-0 SH SH1-4 1B 1-3 1B	2	3	1	0	2	0	0
Felix Millan, R (1, 4) OBP: 0.391, SLG: 0.333	x 0-0 FC5 1B 1-2 1B		x 0-0 2-3 1-3 1B	x 0-0 ③ 4-3			x 0-0 ② 5-3		x 0-0 SH1-4 1B 1-2 3-H 1B	5	1	3	1	0	0	2
Cleon Jones, R (1, 7) OBP: 0.308, SLG: 0.295	x 0-0 1-2 2-H 1B		x 0-0 ① 2-3 1-2		x 0-0 ① F9		x 0-0 1B 1B		x 0-0 ① SH1-4 1-2 2-3	4	0	2	1	0	0	2
Rusty Staub, L (1, 9) OBP: 0.403, SLG: 0.439	x 0-0 ① P4		BBBB 4-0 BB		x 0-0 ② F8		x 0-0 1-3 1B		4-0 1B IBB	3	0	1	0	2	0	2
John Milner, L (1, 3) OBP: 0.344, SLG: 0.291	x 0-0 ② P4		x 0-0 ② SF8 3-H	BBBB 4-0 BB			x 0-0 ③ 4-3		x 0-0 1-2 2-H 3-H 1B	3	0	1	3	1	0	4
Dave Schneck, L (1, 8) Don Hahn, R (9, PH) (9, 8) OBP: 0.263, SLG: 0.316	x 0-0 ③ FC5 2-3f		x 0-0 ③ F9		x 0-0 ③ F7			x 0-0 ① 4-3	x 0-0 ② F8	4 1	0 0	0 0	0 0	0 0	0 0	5 2
Wayne Garrett, L (1, 5) OBP: 0.250, SLG: 0.400		SSS 0-3 ① K		x 0-0 ① 3-1		x 0-0 ① 4-3		x 0-0 ② F7	SSS 0-3 ③ K	5	0	0	0	0	2	2
Jerry Grote, R (1, 2) OBP: 0.237, SLG: 0.405		x 0-0 ② F9	x 0-0 SH3-4 1B			x 0-0 ② F8		SSS 0-3 ③ K		4	0	1	0	0	1	0
Jerry Koosman, R (1, 1) OBP: 0.200, SLG: 0.111		x 0-0 ③ 1-3		x 0-0 ② SH3-4 1-2		x 0-0 ③ 5-3			x 0-0 SH 1B 1B	3	1	1	0	0	0	0
Inning Stats	R: 1 E: 0 K: 0 S: 5 H: 2 LOB: 2 BB: 1 P: 9	R: 0 E: 0 K: 1 S: 5 H: 0 LOB: 0 BB: 0 P: 5	R: 1 E: 0 K: 0 S: 5 H: 2 LOB: 2 BB: 1 P: 9	R: 0 E: 0 K: 0 S: 4 H: 1 LOB: 2 BB: 1 P: 8	R: 0 E: 0 K: 0 S: 3 H: 0 LOB: 1 BB: 1 P: 7	R: 0 E: 0 K: 0 S: 3 H: 0 LOB: 0 BB: 0 P: 3	R: 0 E: 0 K: 0 S: 5 H: 2 LOB: 2 BB: 0 P: 5	R: 0 E: 0 K: 1 S: 5 H: 0 LOB: 0 BB: 0 P: 5	R: 3 E: 1 K: 1 S: 9 H: 3 LOB: 2 BB: 1 P: 13	1B: 10 2B: 0 3B: 0 HR: 0 SF: 1 SAC: 3 DP: 0 HBP: 0							

AB	34
R	5
H	10
RBI	5
BB	5
SO	3
LOB	19

WP: 0 PB: 0 SB: 0 CS: 0 PA: 43

PITCHER		IP	WLS	BF	H	R	ER	SO	BB	IBB	HBP	BLK	WP	HR	S	P	ERA	WHIP
Bill Greif, R ERA: 6.11	(1, 1)	8.0	L	38	9	5	4	2	4	0	0	0	0	0	38	54	4.50	1.625
Vicente Romo, R ERA: 3.72	(9, 1)	0.1		1	0	0	0	0	0	0	0	0	0	0	1	1	0.00	0.000
Rich Troedson, L ERA: 7.24	(9, 1)	0.2		4	1	0	0	1	0	1	0	0	0	0	5	9	0.00	1.500

PITCHER	IP	WLS	BF	H	R	ER	SO	BB	IBB	HBP	BLK	WP	HR	S	P	ERA	WHIP

Batter	1	2	3	4	5	6	7	8	9	AB	R	H	RBI	BB	SO	LOB
Derrel Thomas, S (1, 4) OBP: 0.342, SLG: 0.347	K		K		1B		1-3			4	0	1	0	0	2	1
Johnny Grubb, L (1, 8) OBP: 0.423, SLG: 0.484	E 1B E 1B		4-3		L1			K		4	1	1	0	0	1	1
Dave Winfield, R (1, 7) OBP: 0.340, SLG: 0.478	F9		K			K		F7		4	0	0	0	0	2	1
Nate Colbert, R (1, 3) OBP: 0.262, SLG: 0.200	E8 1-3 E 1B			K		BB		BB		2	1	1	0	2	1	0
Cito Gaston, R (1, 9) OBP: 0.324, SLG: 0.355	E5 2-H 3-H 1B			2B		F9		K		4	0	2	1	0	1	2
Dave Roberts, R (1, 5) OBP: 0.235, SLG: 0.213	L5			F3		F9			K	4	0	0	0	0	1	3
Fred Kendall, R (1, 2) OBP: 0.311, SLG: 0.348 Bernie Williams, R (9, PR) OBP: 0.182, SLG: 0.182		F9	F9				P4		BB	3 0	0 0	0 0	0 0	1 0	0 0	1 0
Enzo Hernandez, R (1, 6) OBP: 0.250, SLG: 0.286 Matty Alou, L (9, PH) OBP: 0.250, SLG: 0.265		4-3			F9		1B		F9	3 1	0 0	1 0	0 0	0 0	0 0	0 1
Bill Greif, R (1, 1) OBP: 0.154, SLG: 0.083 Vicente Romo, R (9, 1) Rich Troedson, L (9, 1) Willie McCovey, L (9, PH) OBP: 0.380, SLG: 0.325		K			K		K		P1	3 0 0 1	0 0 0 0	0 0 0 0	0 0 0 0	0 0 0 0	3 0 0 0	1 0 0 1
Inning Stats	R: 2 E: 2 K: 1 S: 8 H: 3 LOB: 1 BB: 0 P: 8	R: 0 E: 0 K: 1 S: 5 H: 0 LOB: 0 BB: 0 P: 5	R: 0 E: 0 K: 2 S: 7 H: 0 LOB: 0 BB: 0 P: 7	R: 0 E: 0 K: 1 S: 6 H: 1 LOB: 1 BB: 0 P: 6	R: 0 E: 0 K: 1 S: 6 H: 1 LOB: 1 BB: 0 P: 6	R: 0 E: 0 K: 1 S: 5 H: 0 LOB: 1 BB: 1 P: 9	R: 0 E: 0 K: 1 S: 6 H: 1 LOB: 1 BB: 0 P: 6	R: 0 E: 0 K: 2 S: 7 H: 0 LOB: 1 BB: 1 P: 11	R: 0 E: 0 K: 1 S: 5 H: 0 LOB: 1 BB: 1 P: 9	1B: 5 2B: 1 3B: 0 HR: 0	SF: 0 SAC: 0 DP: 0 HBP: 0						

PITCHER	IP	WLS	BF	H	R	ER	SO	BB	IBB	HBP	BLK	WP	HR	S	P	ERA	WHIP
Jerry Koosman, L (1, 1) ERA: 1.62	9.0	W	36	6	2	0	11	3	0	0	0	0	0	55	67	0.00	1.000

PITCHER	IP	WLS	BF	H	R	ER	SO	BB	IBB	HBP	BLK	WP	HR	S	P	ERA	WHIP

New York Mets @ San Diego Padres

San Diego Stadium, San Diego, CA

Thu Apr 25 1974, 10:05 PM EDT

Att. 8,307 - Unknown

BOTTOM

livebaseballscorecards.com

AB	33
R	2
H	6
RBI	1
BB	3
SO	11
LOB	12

PA: 36

WP: 0
PB: 0
SB: 0
CS: 0

Batter	1	2	3	4	5	6	7	8	9	AB	R	H	RBI	BB	SO	LOB
Bud Harrelson, S (1, 6) OBP: 0.463, SLG: 0.341	F9	K	5-3			BB		4-3 1-3		4	0	0	0	1	1	4
Felix Millan, R (1, 4) OBP: 0.362, SLG: 0.306	E5 S E	F9		6-3		4-3		F7		5	1	0	0	0	0	3
Rusty Staub, L (1, 9) OBP: 0.403, SLG: 0.452	K 1-2		1B BB 2B	P6			G4-6-3 1B 1B		P6	5	1	2	0	0	1	1
Cleon Jones, R (1, 7) OBP: 0.329, SLG: 0.297	E BB		BB 1B SF8 HBP	F8			G4-6-3 1-2 1B		6-3	3	2	1	0	1	0	0
John Milner, L (1, 3) OBP: 0.333, SLG: 0.283	E4 BB 1-H 2-H		BB 1B 1-2 2-3 1B		4-3		G4-6-3 1-2f 2-3		E9	5	1	1	0	0	0	2
Jerry Grote, R (1, 2) OBP: 0.256, SLG: 0.375	1-2 BB		1B 1-2 2-3 3-H BB		F8		6-3		4-3	3	0	0	1	2	0	2
Wayne Garrett, L (1, 5) OBP: 0.250, SLG: 0.381	F7		K		4-3			4-3 1B BB		3	1	0	0	1	1	5
Don Hahn, R (1, 8) OBP: 0.261, SLG: 0.286		SH1-4 BB	SF8 3-H			K		4-3 1-2		2	0	0	1	1	1	1
Tom Seaver, R (1, 1) OBP: 0.222, SLG: 0.222		SH1-4 1-2	1-3 2-H 1B			5-3		4-3 E 2-H 1B		3	0	2	2	0	0	0
Inning Stats	R: 2 E: 2 K: 1 S: 7 H: 0 LOB: 2 BB: 2 P: 15	R: 0 E: 0 K: 1 S: 5 H: 0 LOB: 1 BB: 1 P: 9	R: 3 E: 0 K: 1 S: 8 H: 3 LOB: 2 BB: 1 P: 13	R: 0 E: 0 K: 0 S: 3 H: 0 LOB: 0 BB: 0 P: 3	R: 0 E: 0 K: 0 S: 3 H: 0 LOB: 0 BB: 0 P: 3	R: 0 E: 0 K: 1 S: 5 H: 0 LOB: 1 BB: 1 P: 9	R: 0 E: 0 K: 0 S: 4 H: 2 LOB: 1 BB: 0 P: 4	R: 1 E: 1 K: 0 S: 4 H: 1 LOB: 1 BB: 1 P: 8	R: 0 E: 1 K: 0 S: 4 H: 0 LOB: 1 BB: 0 P: 4	1B: 5 2B: 1 3B: 0 HR: 0 SF: 1 SAC: 1 DP: 1 HBP: 1	WP: 0 PB: 0 SB: 1 CS: 0 PA: 42					

PITCHER		IP	WLS	BF	H	R	ER	SO	BB	IBB	HBP	BLK	WP	HR	S	P	ERA	WHIP
Ron Bryant, L ERA: 11.57	(1, 1)	2.1	L	16	2	5	3	3	4	0	1	0	0	0	17	34	11.57	2.571
Jim Barr, R ERA: 3.0	(3, 1)	3.2		13	1	0	0	1	1	0	0	0	0	0	14	18	0.00	0.545
Jim Willoughby, R ERA: 5.32	(7, 1)	3.0		13	3	1	1	0	1	0	0	0	0	0	12	16	3.00	1.333

PITCHER	IP	WLS	BF	H	R	ER	SO	BB	IBB	HBP	BLK	WP	HR	S	P	ERA	WHIP

TOP

New York Mets @ San Francisco Giants

Candlestick Park, San Francisco, CA

Fri Apr 26 1974, 10:05 PM EDT

Att. 8,210 - Unknown

livebaseballscorecards.com

AB	33
R	6
H	6
RBI	4
BB	6
SO	4
LOB	18

BOTTOM

New York Mets @ San Francisco Giants

Candlestick Park, San Francisco, CA

Fri Apr 26 1974, 10:05 PM EDT

Att. 8,210 - Unknown

livebaseballscorecards.com

Batter	1	2	3	4	5	6	7	8	9	AB	R	H	RBI	BB	SO	LOB
Gary Matthews, R (1, 7) OBP: 0.342, SLG: 0.313	B1-3 1B		F7			F9			2B	4	0	2	0	0	0	0
Bruce Miller, R (1, 4) OBP: 0.417, SLG: 0.300	F7			1B		6-3			K	4	0	1	0	0	1	2
Garry Maddox, R (1, 8) OBP: 0.346, SLG: 0.487	B1-3 1-2			K			F3		P4	4	0	0	0	0	1	3
Bobby Bonds, R (1, 9) OBP: 0.329, SLG: 0.466	1-3			F8			K			3	0	0	0	0	1	2
Steve Ontiveros, S (1, 5) OBP: 0.356, SLG: 0.293		G6-4-3 1B		F8			4-3			3	0	1	0	0	0	1
Chris Speier, R (1, 6) OBP: 0.297, SLG: 0.258		K			5-3			6-3		3	0	0	0	0	1	1
Dave Kingman, R (1, 3) OBP: 0.355, SLG: 0.556		G6-4-3 1-2f			K			K		3	0	0	0	0	2	1
Dave Rader, L (1, 2) OBP: 0.318, SLG: 0.429			5-3		K			G1		3	0	0	0	0	1	0
Ron Bryant, S (1, 1)			F3			6-3			4-3	0	0	0	0	0	0	0
Jim Barr, R (3, 1)										1	0	0	0	0	0	0
Jim Howarth, L (6, PH)										1	0	0	0	0	0	0
Jim Willoughby, R (7, 1) OBP: 0.111, SLG: 0.222										0	0	0	0	0	0	0
Gary Thomasson, L (9, PH) OBP: 0.227, SLG: 0.105										1	0	0	0	0	0	0
Inning Stats	R: 0 E: 0 K: 0 S: 4 H: 1 LOB: 1 BB: 0 P: 4	R: 0 E: 0 K: 1 S: 5 H: 1 LOB: 0 BB: 0 P: 5	R: 0 E: 0 K: 0 S: 3 H: 0 LOB: 0 BB: 0 P: 3	R: 0 E: 0 K: 1 S: 6 H: 1 LOB: 1 BB: 0 P: 6	R: 0 E: 0 K: 2 S: 7 H: 0 LOB: 0 BB: 0 P: 7	R: 0 E: 0 K: 0 S: 3 H: 0 LOB: 0 BB: 0 P: 3	R: 0 E: 0 K: 1 S: 5 H: 0 LOB: 0 BB: 0 P: 5	R: 0 E: 0 K: 1 S: 5 H: 0 LOB: 0 BB: 0 P: 5	R: 0 E: 0 K: 1 S: 6 H: 1 LOB: 1 BB: 0 P: 6	1B: 3 2B: 1 3B: 0 HR: 0 SF: 0 SAC: 0 DP: 1 HBP: 0						

	AB	30
	R	0
	H	4
	RBI	0
	BB	0
	SO	7
	LOB	10

PITCHER	IP	WLS	BF	H	R	ER	SO	BB	IBB	HBP	BLK	WP	HR	S	P	ERA	WHIP
Tom Seaver, R (1, 1) ERA: 4.5	9.0	W	30	4	0	0	7	0	0	0	0	0	0	44	44	0.00	0.444

PITCHER	IP	WLS	BF	H	R	ER	SO	BB	IBB	HBP	BLK	WP	HR	S	P	ERA	WHIP

Batter	1	2	3	4	5	6	7	8	9	AB	R	H	RBI	BB	SO	LOB
Bud Harrelson, S (1, 6) OBP: 0.475, SLG: 0.341	BBBB 4-0 1B BB		SSS 0-3 ① K		BBBB 4-0 S 5-3 1B BB	x 0-0 FC6-4 1-2 2-3 1B			x 0-0 ① 4-3	3	1	1	0	2	1	1
Felix Millan, R (1, 4) OBP: 0.365, SLG: 0.313	x 0-0 ① P4		x 0-0 1-2 1B		x 0-0 ① 5-3 1-2	x 0-0 ② FC6-4 1-2f 2-3 3-H			x 0-0 PB 1B	5	0	2	1	0	0	4
Cleon Jones, R (1, 7) OBP: 0.333, SLG: 0.304	x 0-0 1-2 1B		SSS 0-3 ② K		x 0-0 BB 2-H 1B	SSS 0-3 ③ K			x 0-0 ② F9 1-2	5	0	2	1	0	2	5
Rusty Staub, L (1, 9) OBP: 0.390, SLG: 0.424	x 0-0 ② F5		x 0-0 ③ F2		BBBB 4-0 FC3-6 1-2 BB		x 0-0 ① F7		SSS 0-3 ③ K	4	0	0	0	1	1	5
John Milner, L (1, 3) OBP: 0.329, SLG: 0.328	SSS 0-3 ③ K			x 0-0 HR	x 0-0 ② FC3-6 1-2f		x 0-0 ② 4-3			4	1	1	1	0	1	4
Dave Schneck, L (1, 8) OBP: 0.354, SLG: 0.455		x 0-0 ① P6		BBBB 4-0 G6-4-3 BB BB	x 0-0 ③ G3		SSS 0-3 ③ K			3	0	0	0	1	1	2
Ken Boswell, L (1, 5) OBP: 0.444, SLG: 0.375		x 0-0 ② P3		BBBB 4-0 G6-4-3 1-2 BB	x 0-0 1B BB FC6-4 1B			x 0-0 ① F7		3	1	1	0	1	0	0
Jerry Grote, R (1, 2) OBP: 0.255, SLG: 0.349		x 0-0 ③ L4		x 0-0 ① ② G6-4-3 1-2f 2-3	BBBB 4-0 FC6-4 1B 1-2 BB			x 0-0 ② 6-3		3	0	0	0	1	0	2
Craig Swan, R (1, 1) OBP: 0.500, SLG: 0.500			x 0-0 1B 1B	SSS 0-3 ③ K	x 0-0 ① F8			x 0-0 ③ G3		2	0	1	0	0	1	1
Ray Sadecki, L (5, 1)										0	0	0	0	0	0	0
Ed Kranepool, L (6, PH) OBP: 0.333, SLG: 0.333										1	0	0	0	0	0	2
Bob Apodaca, R (6, 1)										0	0	0	0	0	0	0
Ron Hodges, L (8, PH) OBP: 0.063, SLG: 0.063										1	0	0	0	0	0	0
Bob Miller, R (8, 1) OBP: 0.500, SLG: 1.000										0	0	0	0	0	0	0
Inning Stats	R: 0 E: 0 K: 1 S: 6 H: 1 LOB: 2 BB: 1 P: 10	R: 0 E: 0 K: 0 S: 3 H: 0 LOB: 0 BB: 0 P: 3	R: 0 E: 0 K: 2 S: 9 H: 2 LOB: 2 BB: 0 P: 9	R: 1 E: 0 K: 1 S: 5 H: 1 LOB: 1 BB: 2 P: 13	R: 1 E: 0 K: 0 S: 4 H: 1 LOB: 2 BB: 2 P: 12	R: 1 E: 0 K: 1 S: 7 H: 2 LOB: 2 BB: 1 P: 11	R: 0 E: 0 K: 1 S: 5 H: 0 LOB: 0 BB: 0 P: 5	R: 0 E: 0 K: 0 S: 3 H: 0 LOB: 0 BB: 0 P: 3	R: 0 E: 0 K: 1 S: 6 H: 1 LOB: 1 BB: 0 P: 6	1B: 7 2B: 0 3B: 0 HR: 1	SF: 0 SAC: 0 DP: 1 HBP: 0						

TOP

New York Mets @ San Francisco Giants

Candlestick Park, San Francisco, CA

Sat Apr 27 1974, 6:33 AM EDT
Att. 9,727 - Unknown

livebaseballscorecards.com

AB	34
R	3
H	8
RBI	3
BB	6
SO	7
LOB	26

PITCHER		IP	WLS	BF	H	R	ER	SO	BB	IBB	HBP	BLK	WP	HR	S	P	ERA	WHIP
John D'Acquisto, R ERA: 3.38	(1, 1)	4.1		21	5	2	2	4	4	0	0	0	0	1	25	41	4.15	2.077
Elias Sosa, R ERA: 4.26	(5, 1)	4.2	W	19	3	1	1	3	2	0	0	0	0	0	23	31	1.93	1.071

PITCHER	IP	WLS	BF	H	R	ER	SO	BB	IBB	HBP	BLK	WP	HR	S	P	ERA	WHIP

Batter	1	2	3	4	5	6	7	8	9	AB	R	H	RBI	BB	SO	LOB
Gary Matthews, R (1, 7) OBP: 0.333, SLG: 0.294	K		P3		FC6-4 BB	K		F7		4	0	0	0	1	2	3
Bruce Miller, R (1, 4) OBP: 0.412, SLG: 0.467	K		1B 3B 2-H		FC6-4 BB 1-2f 2B		K	BB 1B 1B		5	3	2	1	0	2	1
Garry Maddox, R (1, 8) OBP: 0.360, SLG: 0.488	F9		E 1B 3-H		2B 1B BB 1-2		F9	BB 1B 1-2		4	3	2	1	1	0	0
Bobby Bonds, R (1, 9) OBP: 0.333, SLG: 0.468		F9	E8 1-H		1B 2B 1-3 2-H		BLK 2B BB	K		4	2	1	1	1	1	1
Steve Ontiveros, S (1, 5) OBP: 0.385, SLG: 0.300		BB	F7		1B 2-H 3-H		2B BB 1-2	1B BB 1-2 2-3		2	1	1	1	3	0	0
Chris Speier, R (1, 6) OBP: 0.304, SLG: 0.282		K		P4		5-3	2B 1-H 2-H	1B 1-2 2-H 3-H		5	1	2	4	0	1	1
Dave Kingman, R (1, 3) OBP: 0.358, SLG: 0.552		P4		F9	SH3-4 1B BB		2B 2-H	F3		4	0	1	1	1	0	3
Ken Rudolph, R (1, 2) OBP: 0.279, SLG: 0.162			SH2-4 1B 3B	K	SH3-4 1B 1-2		FC6 IBB			3	1	2	0	1	1	0
John D'Acquisto, R (1, 1) OBP: 0.286, SLG: 0.333			SH2-4 1-2		4-3	SH3-4 1-2 2-3	FC6 1-2f			0 2	0 0	0 0	0 0	0 0	0 0	0 2
Elias Sosa, R (5, 1)																
Inning Stats	R: 0 E: 0 K: 2 S: 7 H: 0 LOB: 0 BB: 0 P: 7	R: 0 E: 0 K: 1 S: 5 H: 0 LOB: 1 BB: 1 P: 9	R: 4 E: 1 K: 0 S: 7 H: 3 LOB: 0 BB: 0 P: 7	R: 0 E: 0 K: 1 S: 5 H: 0 LOB: 0 BB: 0 P: 5	R: 2 E: 0 K: 0 S: 4 H: 2 LOB: 3 BB: 2 P: 12	R: 0 E: 0 K: 1 S: 6 H: 1 LOB: 2 BB: 1 P: 10	R: 3 E: 0 K: 1 S: 7 H: 2 LOB: 2 BB: 3 P: 19	R: 2 E: 0 K: 1 S: 8 H: 3 LOB: 2 BB: 1 P: 12								

PITCHER		IP	WLS	BF	H	R	ER	SO	BB	IBB	HBP	BLK	WP	HR	S	P	ERA	WHIP
Craig Swan, R ERA: 6.35	(1, 1)	4.2	L	22	4	6	4	4	3	0	0	0	0	0	27	39	7.71	1.500
Ray Sadecki, L ERA: 9.72	(5, 1)	0.1		1	1	0	0	0	0	0	0	0	0	0	1	1	0.00	3.000
Bob Apodaca, R ERA: 10.8	(6, 1)	2.0		13	3	3	3	2	3	1	0	1	0	0	13	29	13.50	3.000
Bob Miller, R ERA: 5.87	(8, 1)	1.0		7	3	2	2	1	1	0	0	0	0	0	8	12	18.00	4.000

PITCHER	IP	WLS	BF	H	R	ER	SO	BB	IBB	HBP	BLK	WP	HR	S	P	ERA	WHIP

BOTTOM

New York Mets @ San Francisco Giants

Candlestick Park, San Francisco, CA

Sat Apr 27 1974, 6:33 AM EDT

Att. 9,727 - Unknown

livebaseballscorecards.com

AB	33
R	11
H	11
RBI	9
BB	8
SO	7
LOB	11

1B: 7	SF: 0	WP: 0	PA: 43
2B: 3	SAC: 2	PB: 0	
3B: 1	DP: 0	SB: 0	
HR: 0	HBP: 0	CS: 0	

New York Mets @ San Francisco Giants

Candlestick Park, San Francisco, CA

Sun Apr 28 1974, 6:33 AM EDT

Unknown

Batter	1	2	3	4	5	6	7	8	9	AB	R	H	RBI	BB	SO	LOB
Bud Harrelson, S (1, 6) OBP: 0.469, SLG: 0.354	4-3		3-1 S BB		F7		4-3		2-H 2B	4	0	1	1	1	0	0
Felix Millan, R (1, 4) OBP: 0.354, SLG: 0.306	F9		3-1 1-3		1B		F9		6-3	5	0	1	0	0	0	2
Cleon Jones, R (1, 7) OBP: 0.316, SLG: 0.288	K		5-3		K			F9		4	0	0	0	0	2	2
Rusty Staub, L (1, 9) OBP: 0.383, SLG: 0.429		G3		HR 2B	4-3			4-3		4	1	1	0	0	0	1
John Milner, L (1, 3) OBP: 0.338, SLG: 0.318		HR BB		F8		FC3-6 BB		F8		2	1	0	0	2	0	1
Dave Schneck, L (1, 8) OBP: 0.365, SLG: 0.583		1-H HR		2-H HR		P6			F8	4	2	2	4	0	0	1
Wayne Garrett, L (1, 5) OBP: 0.250, SLG: 0.388		F2		K		FC3-6 1-2f			1B SH1-3 2B	4	1	1	0	0	1	1
Jerry Grote, R (1, 2) OBP: 0.275, SLG: 0.348		P3		BB		5-3			SH1-3 2B 2-3 1B	3	1	1	0	1	0	1
Jon Matlack, L (1, 1) OBP: 0.125, SLG: 0.125			K	K			F5		SH1-3 1-2 3-H	3	0	0	1	0	2	1

Inning Stats	1	2	3	4	5	6	7	8	9	AB	R	H	RBI	BB	SO	LOB
	R: 0 E: 0 K: 1 S: 5	H: 0 LOB: 0 BB: 0 P: 5	R: 2 E: 0 K: 0 S: 4	H: 1 LOB: 0 BB: 1 P: 8	R: 0 E: 0 K: 1 S: 5	H: 0 LOB: 1 BB: 1 P: 9	R: 2 E: 0 K: 2 S: 9	H: 2 LOB: 1 BB: 1 P: 13	R: 0 E: 0 K: 1 S: 6	H: 1 LOB: 1 BB: 0 P: 6	R: 0 E: 0 K: 0 S: 3	H: 0 LOB: 1 BB: 1 P: 7	R: 0 E: 0 K: 0 S: 3	H: 0 LOB: 0 BB: 0 P: 3	R: 0 E: 0 K: 0 S: 3	H: 0 LOB: 0 BB: 0 P: 3	R: 2 E: 0 K: 0 S: 6	H: 3 LOB: 1 BB: 0 P: 6

1B: 2	SF: 0
2B: 3	SAC: 1
3B: 0	DP: 0
HR: 2	HBP: 0

WP: 0 PA: 38
PB: 0
SB: 1
CS: 0

PITCHER		IP	WLS	BF	H	R	ER	SO	BB	IBB	HBP	BLK	WP	HR	S	P	ERA	WHIP
Tom Bradley, R ERA: 3.29	(1, 1)	6.0	L	26	4	4	4	5	4	0	0	0	0	2	32	48	6.00	1.333
Jim Barr, R ERA: 3.43	(7, 1)	3.0		12	3	2	2	0	0	0	0	0	0	0	12	12	6.00	1.000

PITCHER	IP	WLS	BF	H	R	ER	SO	BB	IBB	HBP	BLK	WP	HR	S	P	ERA	WHIP

TOP

AB	33
R	6
H	7
RBI	6
BB	4
SO	5
LOB	10

livebaseballscorecards.com

Batter	1	2	3	4	5	6	7	8	9	AB	R	H	RBI	BB	SO	LOB
Gary Matthews, R (1, 7) OBP: 0.318, SLG: 0.278	P6		G5-4-3 1-2f			L4-3 1-2			FC3-6 1B 1-2f	4	0	0	0	0	0	3
Bruce Miller, R (1, 4) OBP: 0.381, SLG: 0.421	P4			6-3			1-3		1B 1-2	4	0	1	0	0	0	0
Garry Maddox, R (1, 8) OBP: 0.344, SLG: 0.465	F8			6-3			4-3		1-3	4	0	0	0	0	0	2
Bobby Bonds, R (1, 9) OBP: 0.322, SLG: 0.450		K		1-3			F8			3	0	0	0	0	1	0
Steve Ontiveros, S (1, 5) OBP: 0.383, SLG: 0.290		HBP			L4			F3		2	0	0	0	0	0	0
Chris Speier, R (1, 6) OBP: 0.293, SLG: 0.270		P4			L7			5-3		3	0	0	0	0	0	1
Dave Kingman, R (1, 3) OBP: 0.343, SLG: 0.525		P6			F7			K		3	0	0	0	0	1	1
Ken Rudolph, R (1, 2) OBP: 0.326, SLG: 0.225			FC3-6 1B			L4-3 1B			FC3-6 1B	3	0	3	0	0	0	0
Tom Bradley, R (1, 1) OBP: 0.067, SLG: 0.133			FC3-6 G5-4-3 1-2f			F8			K	1	0	0	0	0	0	1
John Boccabella, R (6, PH)										1	0	0	0	0	0	1
Jim Barr, R (7, 1)										0	0	0	0	0	0	0
Chris Arnold, R (9, PH) OBP: 0.143, SLG: 0.143										1	0	0	0	0	1	1
Inning Stats	R: 0 E: 0 K: 0 S: 3 H: 0 LOB: 0 BB: 0 P: 3	R: 0 E: 0 K: 1 S: 5 H: 0 LOB: 1 BB: 0 P: 6	R: 0 E: 0 K: 0 S: 3 H: 1 LOB: 0 BB: 0 P: 3	R: 0 E: 0 K: 0 S: 3 H: 0 LOB: 0 BB: 0 P: 3	R: 0 E: 0 K: 0 S: 3 H: 0 LOB: 0 BB: 0 P: 3	R: 0 E: 0 K: 0 S: 3 H: 1 LOB: 0 BB: 0 P: 3	R: 0 E: 0 K: 0 S: 3 H: 0 LOB: 0 BB: 0 P: 3	R: 0 E: 0 K: 1 S: 5 H: 0 LOB: 0 BB: 0 P: 5	R: 0 E: 0 K: 1 S: 7 H: 2 LOB: 2 BB: 0 P: 7	1B: 4 2B: 1 3B: 0 HR: 0 SF: 0 SAC: 0 DP: 2 HBP: 1						

PITCHER	IP	WLS	BF	H	R	ER	SO	BB	IBB	HBP	BLK	WP	HR	S	P	ERA	WHIP
Jon Matlack, L (1, 1) ERA: 1.98	9.0	W	30	4	0	0	3	0	0	1	0	0	0	35	36	0.00	0.444

PITCHER	IP	WLS	BF	H	R	ER	SO	BB	IBB	HBP	BLK	WP	HR	S	P	ERA	WHIP

BOTTOM

New York Mets @ San Francisco Giants

Candlestick Park, San Francisco, CA

Sun Apr 28 1974, 6:33 AM EDT

Unknown

livebaseballscorecards.com

AB	29
R	0
H	4
RBI	0
BB	0
SO	3
LOB	10

PA: 30

Batter	1	2	3	4	5	6	7	8	9	AB	R	H	RBI	BB	SO	LOB
Bud Harrelson, S (1, 6) OBP: 0.471, SLG: 0.385	4-3		2B 2-H			2B 1B	4-3			4	0	2	1	0	0	0
Felix Millan, R (1, 4) OBP: 0.361, SLG: 0.320	6-3		5-3			1B 1-H 2B		SH3 1B SF9 BB		3	2	1	0	1	0	1
Cleon Jones, R (1, 7) OBP: 0.325, SLG: 0.289	K			G4-6-3 BB		P6		SF9 SH3 1-2 1B		3	0	1	0	1	1	1
Rusty Staub, L (1, 9) OBP: 0.393, SLG: 0.452		2B		G4-6-3 1-2f		2-H 1B		SH3 1-2 2-3		3	0	2	1	0	0	1
John Milner, L (1, 3) OBP: 0.333, SLG: 0.362		K		HR		K		SF9 2-3 3-H		3	1	1	2	0	2	1
Dave Schneck, L (1, 8) OBP: 0.339, SLG: 0.538		F3		4-3			K	F8		4	0	0	0	0	1	1
Wayne Garrett, L (1, 5) OBP: 0.250, SLG: 0.380			K		F7		HR 1B		4-3	4	1	1	0	0	1	0
Ron Hodges, L (1, 2) OBP: 0.150, SLG: 0.300			SH1-4 2B 1B		G3		1-H HR		4-3	4	2	2	2	0	0	0
Harry Parker, R (1, 1) Ken Boswell, L (7, PH) OBP: 0.400, SLG: 0.333 Tug McGraw, R (7, 1) Bob Miller, R (8, 1) OBP: 0.333, SLG: 0.667			SH1-4 1-2		K		K		K	1 1 0 1	0 0 0 0	0 0 0 0	0 0 0 0	0 0 0 0	1 1 0 1	0 0 0 0
Inning Stats	R: 0 E: 0 K: 1 S: 5 H: 0 LOB: 0 BB: 0 P: 5	R: 0 E: 0 K: 1 S: 5 H: 1 LOB: 0 BB: 0 P: 5	R: 1 E: 0 K: 1 S: 7 H: 2 LOB: 0 BB: 0 P: 7	R: 1 E: 0 K: 0 S: 3 H: 1 LOB: 0 BB: 1 P: 7	R: 0 E: 0 K: 1 S: 5 H: 0 LOB: 0 BB: 0 P: 5	R: 1 E: 0 K: 1 S: 7 H: 3 LOB: 1 BB: 0 P: 7	R: 2 E: 0 K: 2 S: 9 H: 2 LOB: 0 BB: 0 P: 9	R: 1 E: 0 K: 0 S: 4 H: 1 LOB: 1 BB: 1 P: 8	R: 0 E: 0 K: 1 S: 5 H: 0 LOB: 0 BB: 0 P: 5	1B: 5 2B: 3 3B: 0 HR: 2 SF: 1 SAC: 2 DP: 1 HBP: 0						

PITCHER		IP	WLS	BF	H	R	ER	SO	BB	IBB	HBP	BLK	WP	HR	S	P	ERA	WHIP
Charlie Williams, R ERA: 2.57	(1, 1)	5.1		20	6	3	3	4	1	0	0	0	0	1	27	31	5.06	1.312
Randy Moffitt, R ERA: 2.3	(6, 1)	2.0	L	11	4	3	3	3	1	0	0	0	0	1	16	20	13.50	2.500
Ron Bryant, L ERA: 9.0	(8, 1)	0.2		2	0	0	0	0	0	0	0	0	0	0	2	2	0.00	0.000
Jim Willoughby, R ERA: 5.11	(9, 1)	1.0		3	0	0	0	1	0	0	0	0	0	0	5	5	0.00	0.000

PITCHER	IP	WLS	BF	H	R	ER	SO	BB	IBB	HBP	BLK	WP	HR	S	P	ERA	WHIP

TOP

New York Mets @ San Francisco Giants

Candlestick Park, San Francisco, CA

Sun Apr 28 1974, 6:38 AM EDT

Att. 18,970 - Unknown

livebaseballscorecards.com

AB	31
R	6
H	10
RBI	6
BB	2
SO	8
LOB	5

1B: 5	SF: 1	WP: 0	PA: 36
2B: 3	SAC: 2	PB: 0	
3B: 0	DP: 1	SB: 0	
HR: 2	HBP: 0	CS: 0	

BOTTOM

New York Mets @ San Francisco Giants

Candlestick Park, San Francisco, CA

Sun Apr 28 1974, 6:38 AM EDT

Att. 18,970 - Unknown

livebaseballscorecards.com

Batter	1	2	3	4	5	6	7	8	9	AB	R	H	RBI	BB	SO	LOB
Gary Thomasson, L (1, 7) OBP: 0.200, SLG: 0.091	F8	P6		4-3			F8	F8		3	0	0	0	0	0	3
Gary Matthews, R (7, PH) (8, 7) OBP: 0.310, SLG: 0.270										2	0	0	0	0	0	2
Bruce Miller, R (1, 4) OBP: 0.346, SLG: 0.375	4-3	FC4-6 1-2f			6-3		1B 1B	P4		5	1	1	0	0	0	5
Garry Maddox, R (1, 8) OBP: 0.347, SLG: 0.462	K		F3		F8		1B 1-2		FC2-5 1B	5	0	2	0	0	1	0
Bobby Bonds, R (1, 9) OBP: 0.337, SLG: 0.476		1B 3B	F8		FC6 BB		L7		FC2-5 1-2	4	1	2	0	1	0	2
Steve Ontiveros, S (1, 5) OBP: 0.395, SLG: 0.358		1B 1B 3-H	HR		FC6 1-2f		1B 1-3 2-H		FC2-5 1-2 2-3f	5	2	3	3	0	0	3
Chris Speier, R (1, 6) OBP: 0.310, SLG: 0.282		1B 1B 1-3	BB			1B	L7		F7	4	0	2	0	1	0	4
Dave Kingman, R (1, 3) OBP: 0.347, SLG: 0.508		1B 1-2 3-H	F8			L6		1B BB	F2	4	0	1	1	1	0	4
John Boccabella, R (1, 2) OBP: 0.125, SLG: 0.125		FC4-6 1-2 2-3		6-3		P4		F8		4	0	1	0	0	0	2
Charlie Williams, R (1, 1)		F4		F7		K		1B 1-2		2	0	0	0	0	0	3
Randy Moffitt, R (6, 1) OBP: 0.500, SLG: 0.500										1	0	0	0	0	1	1
Ron Bryant, S (8, 1)										0	0	0	0	0	0	0
Chris Arnold, R (8, PH) OBP: 0.250, SLG: 0.250										1	0	1	0	0	0	0
Jim Willoughby, R (9, 1) OBP: 0.111, SLG: 0.222										0	0	0	0	0	0	0
Inning Stats	R: 0 E: 0 K: 1 S: 5 H: 0 LOB: 0 BB: 0 P: 5	R: 2 E: 0 K: 0 S: 8 H: 5 LOB: 3 BB: 0 P: 8	R: 1 E: 0 K: 0 S: 4 H: 1 LOB: 1 BB: 1 P: 8	R: 0 E: 0 K: 0 S: 3 H: 0 LOB: 0 BB: 0 P: 3	R: 0 E: 0 K: 0 S: 3 H: 0 LOB: 1 BB: 1 P: 7	R: 0 E: 0 K: 1 S: 6 H: 1 LOB: 1 BB: 0 P: 6	R: 1 E: 0 K: 0 S: 6 H: 3 LOB: 2 BB: 0 P: 6	R: 0 E: 0 K: 0 S: 4 H: 1 LOB: 2 BB: 1 P: 8	R: 0 E: 0 K: 0 S: 5 H: 2 LOB: 2 BB: 0 P: 5	1B: 11 2B: 0 3B: 1 HR: 1 SF: 0 SAC: 0 DP: 0 HBP: 0						

	AB	40
	R	4
	H	13
	RBI	4
	BB	3
	SO	2
	LOB	29

		WP: 0	PA: 43
		PB: 0	
		SB: 0	
		CS: 0	

PITCHER		IP	WLS	BF	H	R	ER	SO	BB	IBB	HBP	BLK	WP	HR	S	P	ERA	WHIP
Harry Parker, R ERA: 4.26	(1, 1)	6.0	W	27	7	3	3	2	2	0	0	0	0	1	29	37	4.50	1.500
Tug McGraw, L ERA: 9.45	(7, 1)	1.0		7	3	1	1	0	1	0	0	0	0	0	6	10	9.00	4.000
Bob Miller, R ERA: 4.66	(8, 1)	2.0	S	9	3	0	0	0	0	0	0	0	0	0	9	9	0.00	1.500

PITCHER	IP	WLS	BF	H	R	ER	SO	BB	IBB	HBP	BLK	WP	HR	S	P	ERA	WHIP

Batter	1	2	3	4	5	6	7	8	9	AB	R	H	RBI	BB	SO	LOB
Bud Harrelson, S (1, 6) OBP: 0.452, SLG: 0.357	4-3		K		F8	F8			5-3 1B 6-3 BB	4	1	0	0	1	1	3
Felix Millan, R (1, 4) OBP: 0.386, SLG: 0.372	G6-4-3 HBP			1B SF9 BB	2-H HR	K			5-3 1B 1-2	3	2	2	2	1	1	1
Cleon Jones, R (1, 7) OBP: 0.341, SLG: 0.321	G6-4-3 1-2f			G3 1B 1-3 1B	1B 2B		FC4-6 1B		5-3 1-2 2-3	5	2	3	0	0	0	3
Rusty Staub, L (1, 9) OBP: 0.382, SLG: 0.442		3-1		SF9 3-H	1B 2-H 1B		F7		6-3 3-H	4	0	1	3	0	0	2
John Milner, L (1, 3) OBP: 0.337, SLG: 0.365		G4-6-3 1B		G3 1-2	1-2 1B		FC4-6 1-2f		F8	5	0	2	0	0	0	3
Dave Schneck, L (1, 8) OBP: 0.333, SLG: 0.518		G4-6-3 1-2f		2-H 1B	L7		F8			4	0	1	1	0	0	4
Wayne Garrett, L (1, 5) OBP: 0.262, SLG: 0.427			FC4-6 1B	F9		HR		K		4	1	2	1	0	1	1
Ron Hodges, L (1, 2) OBP: 0.208, SLG: 0.375			FC4-6 1-2f		HR 2B	1B		6-3		4	1	2	0	0	0	1
George Stone, L (1, 1)										0	0	0	0	0	0	0
Bob Apodaca, R (2, 1)										2	0	0	0	0	1	2
Ken Boswell, L (6, PH) OBP: 0.364, SLG: 0.300										1	0	0	0	0	0	1
Tug McGraw, R (6, 1)										0	0	0	0	0	0	0
Ed Kranepool, L (8, PH) OBP: 0.250, SLG: 0.250										1	0	0	0	0	0	0
Bob Miller, R (8, 1) OBP: 0.333, SLG: 0.667										0	0	0	0	0	0	0
Inning Stats	R: 0 E: 0 K: 0 S: 2 H: 0 LOB: 0 BB: 0 P: 3	R: 0 E: 0 K: 0 S: 3 H: 1 LOB: 0 BB: 0 P: 3	R: 0 E: 0 K: 2 S: 8 H: 1 LOB: 0 BB: 0 P: 8	R: 2 E: 0 K: 0 S: 5 H: 2 LOB: 1 BB: 1 P: 9	R: 3 E: 0 K: 0 S: 8 H: 5 LOB: 2 BB: 0 P: 8	R: 1 E: 0 K: 1 S: 7 H: 2 LOB: 1 BB: 0 P: 7	R: 0 E: 0 K: 0 S: 4 H: 1 LOB: 1 BB: 0 P: 4	R: 0 E: 0 K: 1 S: 5 H: 0 LOB: 0 BB: 0 P: 5	R: 1 E: 0 K: 0 S: 4 H: 1 LOB: 1 BB: 1 P: 8	1B: 9 2B: 2 3B: 0 HR: 2	SF: 1 SAC: 0 DP: 2 HBP: 1					

TOP

New York Mets @ Los Angeles Dodgers

Dodger Stadium, Los Angeles, CA

Mon Apr 29 1974, 7:05 PM PDT

Att. 21,934 - Unknown

livebaseballscorecards.com

AB	37
R	7
H	13
RBI	7
BB	2
SO	4
LOB	21

WP: 0 PB: 0 SB: 0 CS: 0 PA: 41

PITCHER		IP	WLS	BF	H	R	ER	SO	BB	IBB	HBP	BLK	WP	HR	S	P	ERA	WHIP
Don Sutton, R ERA: 2.62	(1, 1)	4.2		22	8	5	5	2	1	0	1	0	0	1	24	29	9.64	1.929
Jim Brewer, L ERA: 1.86	(5, 1)	1.1	W	7	3	1	1	1	0	0	0	0	0	1	9	9	6.75	2.250
Mike Marshall, R ERA: 2.22	(7, 1)	3.0	S	12	2	1	1	1	1	0	0	0	0	0	13	17	3.00	1.000

PITCHER	IP	WLS	BF	H	R	ER	SO	BB	IBB	HBP	BLK	WP	HR	S	P	ERA	WHIP

Batter	1	2	3	4	5	6	7	8	9	AB	R	H	RBI	BB	SO	LOB
Davey Lopes, R (1, 4) OBP: 0.358, SLG: 0.284	0-0 S E 1B	0-0 SF9 BB 1B 2-3 1B	0-0 ③ 5-3			SSS 0-3 ② K				4	2	2	0	0	1	0
Tom Paciorek, R (1, 7) OBP: 0.320, SLG: 0.500	0-0 ① P4 1-3	BBBB 4-0 S 1B 1-2 BB		x 0-0 ① F8		x 0-0 ③ F8				3	1	0	0	1	0	1
Jimmy Wynn, R (1, 8) OBP: 0.396, SLG: 0.620	BBBB 4-0 E 1B BB	x 0-0 ① SF9 2-3 3-H		x 0-0 ② 5-3			x 0-0 ① F7			2	1	0	1	1	0	0
Ron Cey, R (1, 5) OBP: 0.383, SLG: 0.367	0-0 FC 1B 1-3 3-H	IIII 4-0 1B 1B 1-2 IBB		x 0-0 ③ 5-3			x 0-0 ② P5			3	2	0	0	1	0	1
Steve Garvey, R (1, 3) OBP: 0.345, SLG: 0.605	0-0 ② 5-3	0-0 1B 1-2 2-H 3-H 1B			x 0-0 ① F8		BBBB 4-0 BB			3	0	1	2	1	0	2
Willie Crawford, L (1, 9) OBP: 0.435, SLG: 0.425	0-0 1B 1B E 2-H 3-H 1B	0-0 G6-4-3 1-3 2-H 1B			x 0-0 ② F7		x 0-0 ③ P4			4	1	2	3	0	0	1
Steve Yeager, R (1, 2) OBP: 0.500, SLG: 0.722	0-0 E 1-2 1B 1B	0-0 ② ③ G6-4-3 1-2f			BBBB 4-0 BB		x 0-0 ① 5-3			3	0	1	0	1	0	2
Bill Russell, R (1, 6) OBP: 0.368, SLG: 0.461	0-0 ③ E6 1-H 2-H 1B		x 0-0 ① F8		x 0-0 ③ F8			SSS 0-3 ② K		4	0	1	0	0	1	1
Don Sutton, R (1, 1) OBP: 0.176, SLG: 0.235 Jim Brewer, L (5, 1) Lee Lacy, R (6, PH) OBP: 0.350, SLG: 0.400 Mike Marshall, R (7, 1)		0-0 1B SF9 2B	x 0-0 ② F8			x 0-0 ① P3		SSS 0-3 ③ K		2 0 1 1	1 0 0 0	1 0 0 0	0 0 0 0	0 0 0 0	0 0 0 1	0 0 0 0
Inning Stats	R: 4 E: 2 K: 0 S: 7 H: 4 LOB: 2 BB: 1 P: 11	R: 4 E: 0 K: 0 S: 6 H: 4 LOB: 1 BB: 2 P: 14	R: 0 E: 0 K: 0 S: 3 H: 0 LOB: 0 BB: 0 P: 3	R: 0 E: 0 K: 0 S: 3 H: 0 LOB: 0 BB: 0 P: 3	R: 0 E: 0 K: 0 S: 3 H: 0 LOB: 1 BB: 1 P: 7	R: 0 E: 0 K: 1 S: 5 H: 0 LOB: 0 BB: 0 P: 5	R: 0 E: 0 K: 0 S: 3 H: 0 LOB: 1 BB: 1 P: 7	R: 0 E: 0 K: 2 S: 7 H: 0 LOB: 0 BB: 0 P: 7		1B: 7 2B: 1 3B: 0 HR: 0	SF: 1 SAC: 0 DP: 1 HBP: 0					

PITCHER		IP	WLS	BF	H	R	ER	SO	BB	IBB	HBP	BLK	WP	HR	S	P	ERA	WHIP
George Stone, L ERA: 4.18	(1, 1)	1.0	L	11	6	7	3	0	2	0	0	0	0	0	9	17	27.00	8.000
Bob Apodaca, R ERA: 7.59	(2, 1)	4.0		15	2	1	1	0	1	1	0	0	0	0	13	21	2.25	0.750
Tug McGraw, L ERA: 7.27	(6, 1)	2.0		7	0	0	0	1	1	0	0	0	0	0	8	12	0.00	0.500
Bob Miller, R ERA: 4.22	(8, 1)	1.0		3	0	0	0	2	0	0	0	0	0	0	7	7	0.00	0.000

PITCHER	IP	WLS	BF	H	R	ER	SO	BB	IBB	HBP	BLK	WP	HR	S	P	ERA	WHIP

BOTTOM

New York Mets @ Los Angeles Dodgers

Dodger Stadium, Los Angeles, CA

Mon Apr 29 1974, 7:05 PM PDT

Att. 21,934 - Unknown

livebaseballscorecards.com

AB	30
R	8
H	8
RBI	6
BB	5
SO	3
LOB	8

WP: 0	PB: 0	SB: 3	CS: 0
PA: 36			

Batter	1	2	3	4	5	6	7	8	9	AB	R	H	RBI	BB	SO	LOB
Bud Harrelson, S (1, 6) OBP: 0.436, SLG: 0.344	FC4-6 2B 1B 1B	8-2 3-Hf		F7		F7		F9		5	1	1	0	0	0	1
Felix Millan, R (1, 4) OBP: 0.398, SLG: 0.386	FC4-6 1-2 1B		WP HBP FC5-2 1B	6-3		E5			FC4-6 1B	5	0	3	0	0	0	0
Rusty Staub, L (1, 9) OBP: 0.383, SLG: 0.444 Ted Martinez, R (9, PR) OBP: 0.222, SLG: 0.500 Dave Schneck, L (9, 9) OBP: 0.333, SLG: 0.518	FC4-6 2B SF8 1-2f 2-3		FC5-2 WP 4-3 1-2 HBP		E9 1B 2B	P5			FC4-6 1B 1-2f 2B	4 0 0	3 1 0	1 0 0	0 0 0	0 0 0	0 0 0	4 0 0
Cleon Jones, R (1, 7) OBP: 0.366, SLG: 0.353	SF8 E 1-3 3-H 2B		B B B 4-3 FC5-2 1-2 2-3 BB		1B 1B 3-H 1B	S S S K			1-2 2B 1B	4	3	3	2	1	1	1
John Milner, L (1, 3) OBP: 0.341, SLG: 0.385	SF8 2-3 3-H	FC5-2 4-3 1-2 2-3 3-Hf			1B 1-3 1B		P6		1-H 2-H 2B	4	0	2	3	0	0	3
Jerry Grote, R (1, 2) OBP: 0.268, SLG: 0.333	E3 3-H	4-3 1-2 2-3 3-H			1-2 3-H 1B		F8		S S S K	5	0	1	2	0	1	4
Wayne Garrett, L (1, 5) OBP: 0.258, SLG: 0.405	3-1		B B B 4-0 BB		P6		S S S K		1-3	4	0	0	0	1	1	5
Don Hahn, R (1, 8) OBP: 0.259, SLG: 0.280		WP 8-2 1B	P4		F7			6-3		4	0	1	0	0	0	5
Jerry Koosman, R (1, 1) OBP: 0.143, SLG: 0.077 Bob Miller, R (8, 1) OBP: 0.333, SLG: 0.667		S S S K 1-3		S S S K	S S S K			P4		4 0	0 0	0 0	0 0	0 0	3 0	3 0
Inning Stats	R: 3 H: 3 E: 1 LOB: 1 K: 0 BB: 0 S: 7 P: 7	R: 0 H: 1 E: 0 LOB: 0 K: 1 BB: 0 S: 5 P: 5	R: 1 H: 1 E: 0 LOB: 3 K: 0 BB: 2 S: 4 P: 13	R: 0 H: 0 E: 0 LOB: 0 K: 1 BB: 0 S: 5 P: 5	R: 2 H: 4 E: 1 LOB: 2 K: 1 BB: 0 S: 9 P: 9	R: 0 H: 0 E: 1 LOB: 1 K: 1 BB: 0 S: 6 P: 6	R: 0 H: 0 E: 0 LOB: 0 K: 1 BB: 0 S: 5 P: 5	R: 0 H: 0 E: 0 LOB: 0 K: 0 BB: 0 S: 3 P: 3	R: 2 H: 3 E: 0 LOB: 2 K: 1 BB: 0 S: 8 P: 8	1B: 9 SF: 1 2B: 4 SAC: 0 3B: 0 DP: 1 HR: 0 HBP: 1						

PITCHER		IP	WLS	BF	H	R	ER	SO	BB	IBB	HBP	BLK	WP	HR	S	P	ERA	WHIP
Tommy John, L ERA: 1.76	(1, 1)	4.0		22	7	6	5	2	2	0	1	0	2	0	23	32	11.25	2.250
Charlie Hough, R ERA: 5.06	(5, 1)	3.0		12	2	0	0	3	0	0	0	0	0	0	18	18	0.00	0.667
Jim Brewer, L ERA: 3.27	(8, 1)	1.1	L	6	2	2	2	0	0	0	0	0	0	0	6	6	13.50	1.500
Mike Marshall, R ERA: 2.16	(9, 1)	0.2		3	1	0	0	1	0	0	0	0	0	0	5	5	0.00	1.500

PITCHER	IP	WLS	BF	H	R	ER	SO	BB	IBB	HBP	BLK	WP	HR	S	P	ERA	WHIP

TOP

New York Mets @ Los Angeles Dodgers

Dodger Stadium, Los Angeles, CA

Tue Apr 30 1974, 7:05 PM PDT

Att. 24,049 - Unknown

livebaseballscorecards.com

AB	39
R	8
H	12
RBI	7
BB	2
SO	6
LOB	26

WP: 3 PA: 43
PB: 0
SB: 0
CS: 0

New York Mets @ Los Angeles Dodgers

Dodger Stadium, Los Angeles, CA

Tue Apr 30 1974, 7:05 PM PDT

Att. 24,049 - Unknown

BOTTOM

Batter	1	2	3	4	5	6	7	8	9	AB	R	H	RBI	BB	SO	LOB
Davey Lopes, R (1, 4) OBP: 0.384, SLG: 0.290	1B		BB			3B BB		F9 S HR BB	E3 1B 3-H	2	2	1	0	3	0	0
Tom Paciorek, R (1, 7) (9, 8) OBP: 0.300, SLG: 0.519	F9		F7			1-H SF7 3B		F9 1-3	L9	5	1	1	1	0	0	4
Jimmy Wynn, R (1, 8) OBP: 0.380, SLG: 0.587	F9			P6		K		5-3	1B 1-3	4	0	0	0	0	1	3
Bill Buckner, L (9, 7) OBP: 0.383, SLG: 0.419										1	0	1	0	0	0	0
Ron Cey, R (1, 5) OBP: 0.374, SLG: 0.354	L5			5-3		SF7 3-H		HR HBP	F8	3	1	0	1	0	0	3
Steve Garvey, R (1, 3) OBP: 0.352, SLG: 0.631		BB G4-6-3		P4		P4		HR 1-H 3-H		3	1	1	3	1	0	0
Willie Crawford, L (1, 9) OBP: 0.427, SLG: 0.429		G4-6-3 1-2f			K		3-1	WP 2B		4	0	1	0	0	1	1
Joe Ferguson, R (1, 2) OBP: 0.364, SLG: 0.207		K			6-3		5-3	K 2-3		4	0	0	0	0	2	1
Bill Russell, R (1, 6) OBP: 0.385, SLG: 0.538			5-3		1B		HR		E 3B	4	2	3	1	0	0	0
Tommy John, R (1, 1) OBP: 0.125, SLG: 0.188			P4		1-3		K		K	1	0	0	0	0	0	0
Charlie Hough, R (5, 1)										1	0	0	0	0	0	1
Ken McMullen, R (7, PH) OBP: 0.250, SLG: 0.250										1	0	0	0	0	1	0
Jim Brewer, L (8, 1)										0	0	0	0	0	0	0
Mike Marshall, R (9, 1)										0	0	0	0	0	0	0
Manny Mota, R (9, PH) OBP: 0.533, SLG: 0.500										1	0	0	0	0	1	1
Inning Stats	R: 0 E: 0 K: 0 S: 4 H: 1 LOB: 1 BB: 0 P: 4	R: 0 E: 0 K: 1 S: 4 H: 0 LOB: 0 BB: 1 P: 8	R: 0 E: 0 K: 0 S: 3 H: 0 LOB: 1 BB: 1 P: 7	R: 0 E: 0 K: 0 S: 3 H: 0 LOB: 0 BB: 0 P: 3	R: 0 E: 0 K: 1 S: 6 H: 1 LOB: 1 BB: 0 P: 6	R: 2 E: 0 K: 1 S: 6 H: 1 LOB: 0 BB: 1 P: 10	R: 1 E: 0 K: 1 S: 6 H: 1 LOB: 0 BB: 0 P: 6	R: 3 E: 0 K: 1 S: 7 H: 2 LOB: 1 BB: 1 P: 12	R: 1 E: 1 K: 1 S: 8 H: 2 LOB: 2 BB: 0 P: 8	1B: 3 2B: 1 3B: 2 HR: 2	SF: 1 SAC: 0 DP: 1 HBP: 1						

livebaseballscorecards.com

AB	34
R	7
H	8
RBI	6
BB	4
SO	6
LOB	14

WP: 1 PB: 0 SB: 1 CS: 0 PA: 40

PITCHER		IP	WLS	BF	H	R	ER	SO	BB	IBB	HBP	BLK	WP	HR	S	P	ERA	WHIP
Jerry Koosman, L ERA: 2.63	(1, 1)	7.2		33	6	6	6	4	4	0	1	0	0	2	36	53	7.04	1.304
Bob Miller, R ERA: 3.75	(8, 1)	1.1	W	7	2	1	0	2	0	0	0	0	1	0	11	11	0.00	1.500

PITCHER	IP	WLS	BF	H	R	ER	SO	BB	IBB	HBP	BLK	WP	HR	S	P	ERA	WHIP

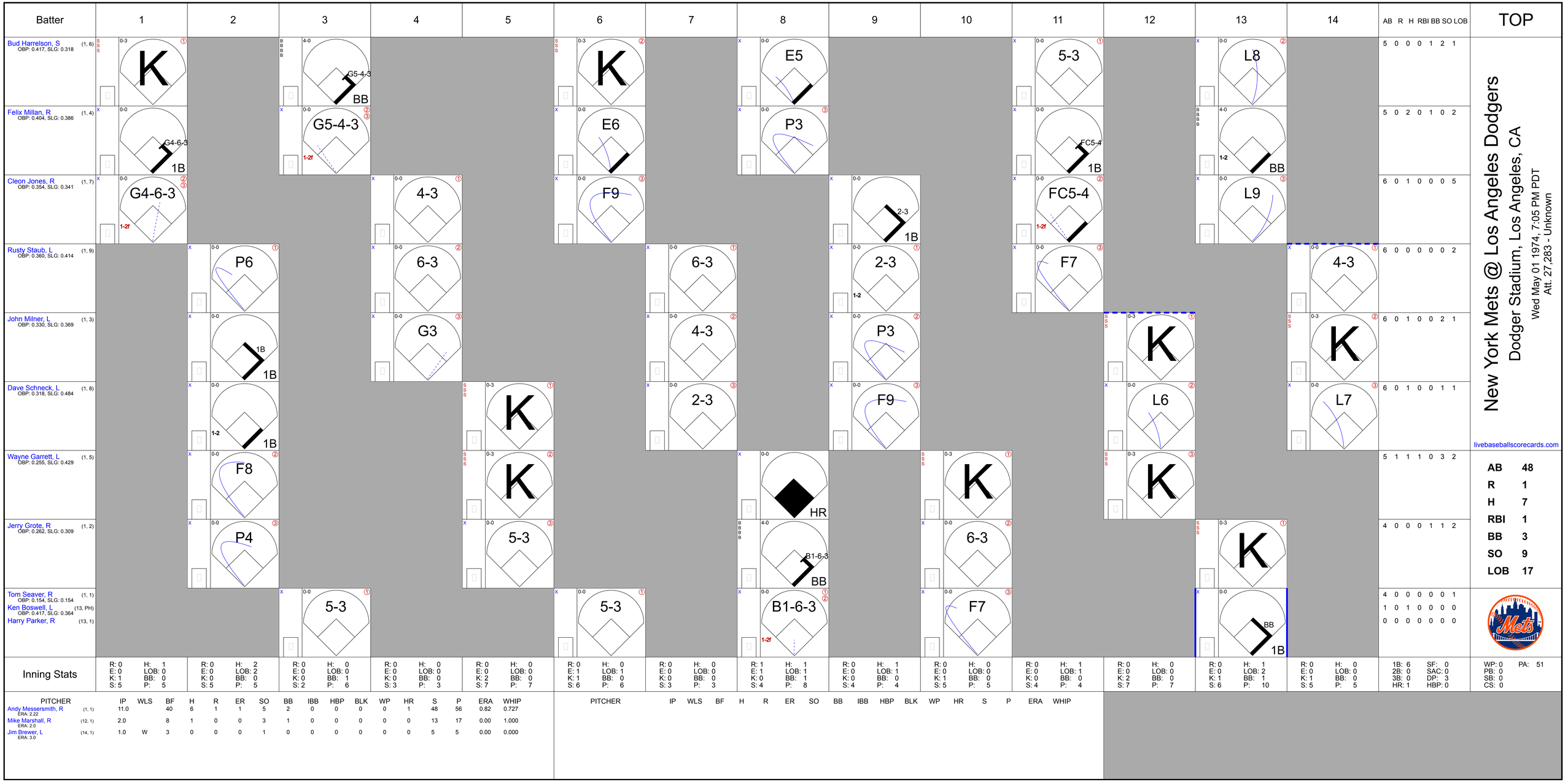

New York Mets @ Los Angeles Dodgers

Dodger Stadium, Los Angeles, CA

Wed May 01 1974, 7:05 PM PDT

Att. 27,283 - Unknown

livebaseballscorecards.com

Batter	1	2	3	4	5	6	7	8	9	10	11	12	13	14	AB R H RBI BB SO LOB
Bud Harrelson, S (1, 6) OBP: 0.417, SLG: 0.318	K		G5-4-3 BB			K		E5			5-3		L8		5 0 0 0 1 2 1
Felix Millan, R (1, 4) OBP: 0.404, SLG: 0.386	G4-6-3 1B		G5-4-3 1-2f			E6		P3			FC5-4 1B		1-2 BB		5 0 2 0 1 0 2
Cleon Jones, R (1, 7) OBP: 0.354, SLG: 0.341	G4-6-3 1-2f			4-3		F9			2-3 1B		FC5-4 1-2f		L9		6 0 1 0 0 0 5
Rusty Staub, L (1, 9) OBP: 0.360, SLG: 0.414		P6		6-3			6-3		2-3 1-2		F7			4-3	6 0 0 0 0 0 2
John Milner, L (1, 3) OBP: 0.330, SLG: 0.369		1B 1B		G3			4-3		P3			K		K	6 0 1 0 0 2 1
Dave Schneck, L (1, 8) OBP: 0.318, SLG: 0.484		1-2 1B			K		2-3		F9			L6		L7	6 0 1 0 0 1 1
Wayne Garrett, L (1, 5) OBP: 0.255, SLG: 0.429		F8			K			HR		K		K			5 1 1 1 0 3 2
Jerry Grote, R (1, 2) OBP: 0.262, SLG: 0.309		P4			5-3			B1-6-3 BB		6-3			K		4 0 0 0 1 1 2
Tom Seaver, R (1, 1) OBP: 0.154, SLG: 0.154			5-3			5-3		B1-6-3 1-2f		F7			BB 1B		4 0 0 0 0 0 1
Ken Boswell, L (13, PH) OBP: 0.417, SLG: 0.364															1 0 1 0 0 0 0
Harry Parker, R (13, 1)															0 0 0 0 0 0 0

Inning Stats	1	2	3	4	5	6	7	8	9	10	11	12	13	14	AB R H RBI BB SO LOB
	R: 0 H: 1 E: 0 LOB: 0 K: 1 BB: 0 S: 5 P: 5	R: 0 H: 2 E: 0 LOB: 2 K: 0 BB: 0 S: 5 P: 5	R: 0 H: 0 E: 0 LOB: 0 K: 0 BB: 1 S: 2 P: 6	R: 0 H: 0 E: 0 LOB: 0 K: 0 BB: 0 S: 3 P: 3	R: 0 H: 0 E: 0 LOB: 0 K: 2 BB: 0 S: 7 P: 7	R: 0 H: 0 E: 1 LOB: 1 K: 1 BB: 0 S: 6 P: 6	R: 0 H: 0 E: 0 LOB: 0 K: 0 BB: 0 S: 3 P: 3	R: 1 H: 1 E: 1 LOB: 1 K: 0 BB: 1 S: 4 P: 8	R: 0 H: 1 E: 0 LOB: 1 K: 0 BB: 0 S: 4 P: 4	R: 0 H: 0 E: 0 LOB: 0 K: 1 BB: 0 S: 5 P: 5	R: 0 H: 1 E: 0 LOB: 1 K: 0 BB: 0 S: 4 P: 4	R: 0 H: 0 E: 0 LOB: 0 K: 2 BB: 0 S: 7 P: 7	R: 0 H: 1 E: 0 LOB: 2 K: 1 BB: 1 S: 6 P: 10	R: 0 H: 0 E: 0 LOB: 0 K: 1 BB: 0 S: 5 P: 5	1B: 6 SF: 0 2B: 0 SAC: 0 3B: 0 DP: 3 HR: 1 HBP: 0

PITCHER		IP	WLS	BF	H	R	ER	SO	BB	IBB	HBP	BLK	WP	HR	S	P	ERA	WHIP
Andy Messersmith, R ERA: 2.22	(1, 1)	11.0		40	6	1	1	5	2	0	0	0	0	1	48	56	0.82	0.727
Mike Marshall, R ERA: 2.0	(12, 1)	2.0		8	1	0	0	3	1	0	0	0	0	0	13	17	0.00	1.000
Jim Brewer, L ERA: 3.0	(14, 1)	1.0	W	3	0	0	0	1	0	0	0	0	0	0	5	5	0.00	0.000

PITCHER	IP	WLS	BF	H	R	ER	SO	BB	IBB	HBP	BLK	WP	HR	S	P	ERA	WHIP

TOP	
AB	48
R	1
H	7
RBI	1
BB	3
SO	9
LOB	17

WP: 0 PA: 51
PB: 0
SB: 0
CS: 0

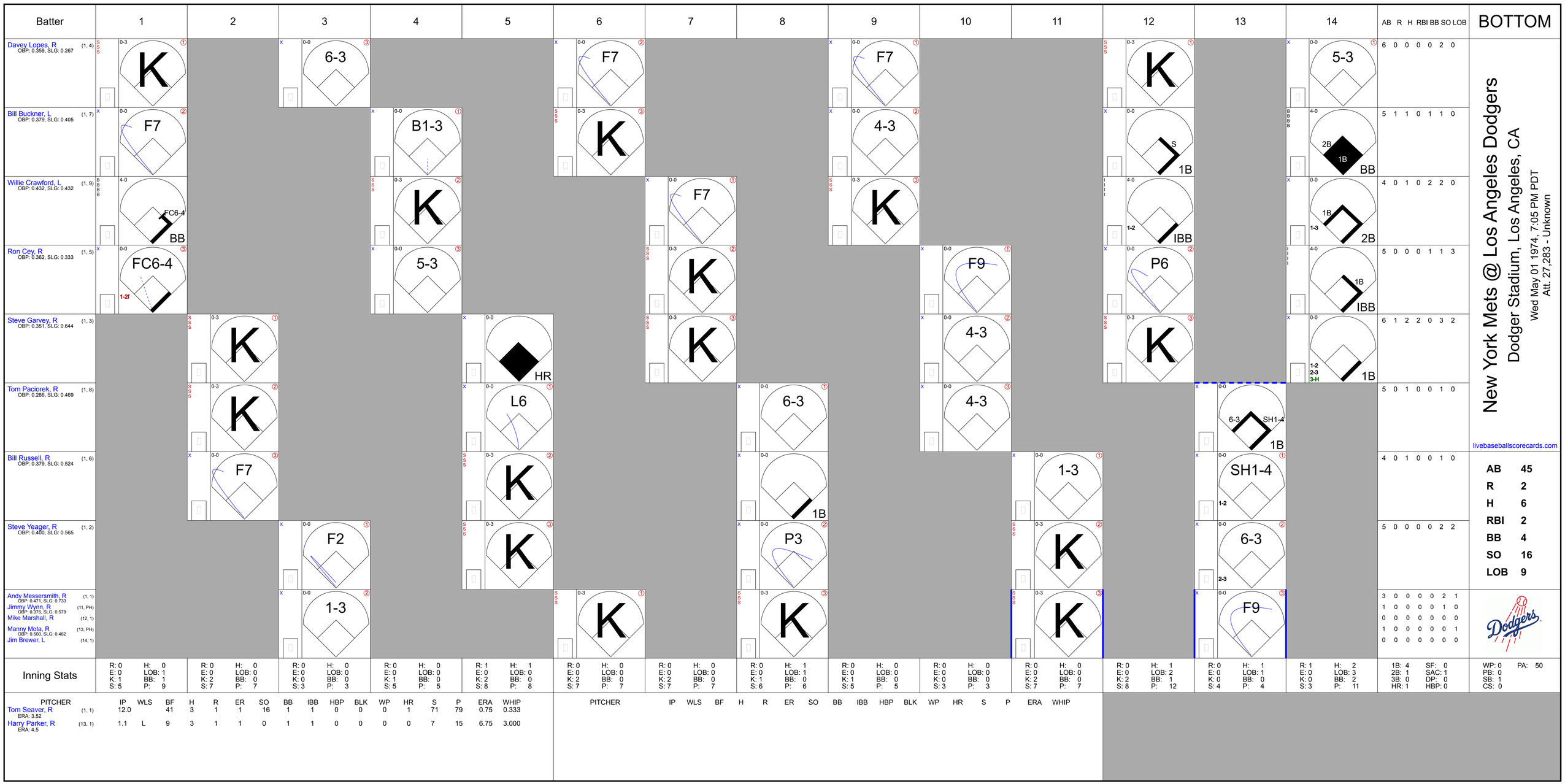
Batter
1
2
3
4
5
6
7
8
9
10
11
12
13
14
AB R H RBI BB SO LOB
BOTTOM
Davey Lopes, R (1, 4) OBP: 0.359, SLG: 0.267
K
6-3
F7
K
F7
K
5-3
6 0 0 0 0 2 0
Bill Buckner, L (1, 7) OBP: 0.379, SLG: 0.405
F7
B1-3
F7
4-3
S 1B
2B 1B BB
5 1 1 0 1 1 0
Willie Crawford, L (1, 9) OBP: 0.432, SLG: 0.432
FC6-4 BB
K
K
K
1-2 IBB
1B 1-3 2B
4 0 1 0 2 2 0
Ron Cey, R (1, 5) OBP: 0.362, SLG: 0.333
FC6-4 1-2f
5-3
F9
P6
1B 1-2 2-3 3-H IBB
5 0 0 0 1 1 3
Steve Garvey, R (1, 3) OBP: 0.351, SLG: 0.644
K
HR
4-3
K
1-2 2-3 3-H 1B
6 1 2 2 0 3 2
Tom Paciorek, R (1, 8) OBP: 0.286, SLG: 0.469
K
L6
6-3
4-3
6-3 SH1-4 1B
5 0 1 0 0 1 0
Bill Russell, R (1, 6) OBP: 0.379, SLG: 0.524
F7
K
1B
1-3
SH1-4 1-2
4 0 1 0 0 1 0
Steve Yeager, R (1, 2) OBP: 0.400, SLG: 0.565
F2
K
P3
K
6-3 2-3
5 0 0 0 0 2 2
Andy Messersmith, R (1, 1) OBP: 0.471, SLG: 0.733
Jimmy Wynn, R (11, PH) OBP: 0.376, SLG: 0.579
Mike Marshall, R (12, 1)
Manny Mota, R (13, PH) OBP: 0.500, SLG: 0.462
Jim Brewer, L (14, 1)
1-3
K
K
F9
3 0 0 0 0 2 1
1 0 0 0 0 1 0
0 0 0 0 0 0 0
1 0 0 0 0 0 1
0 0 0 0 0 0 0
Inning Stats
R: 0 E: 0 K: 1 S: 5
H: 0 LOB: 1 BB: 1 P: 9
R: 0 E: 0 K: 2 S: 7
H: 0 LOB: 0 BB: 0 P: 7
R: 0 E: 0 K: 0 S: 3
H: 0 LOB: 0 BB: 0 P: 3
R: 0 E: 0 K: 1 S: 5
H: 0 LOB: 0 BB: 0 P: 5
R: 1 E: 0 K: 2 S: 8
H: 1 LOB: 0 BB: 0 P: 8
R: 0 E: 0 K: 2 S: 7
H: 0 LOB: 0 BB: 0 P: 7
R: 0 E: 0 K: 2 S: 7
H: 0 LOB: 0 BB: 0 P: 7
R: 0 E: 0 K: 1 S: 6
H: 1 LOB: 1 BB: 0 P: 6
R: 0 E: 0 K: 1 S: 5
H: 0 LOB: 0 BB: 0 P: 5
R: 0 E: 0 K: 0 S: 3
H: 0 LOB: 0 BB: 0 P: 3
R: 0 E: 0 K: 2 S: 7
H: 0 LOB: 0 BB: 0 P: 7
R: 0 E: 0 K: 2 S: 8
H: 1 LOB: 2 BB: 1 P: 12
R: 0 E: 0 K: 0 S: 4
H: 1 LOB: 1 BB: 0 P: 4
R: 1 E: 0 K: 0 S: 3
H: 2 LOB: 3 BB: 2 P: 11
1B: 4 2B: 1 3B: 0 HR: 1
SF: 0 SAC: 1 DP: 0 HBP: 0
WP: 0 PB: 0 SB: 1 CS: 0
PA: 50
PITCHER IP WLS BF H R ER SO BB IBB HBP BLK WP HR S P ERA WHIP
Tom Seaver, R (1, 1) ERA: 3.52 12.0 41 3 1 1 16 1 1 0 0 0 1 71 79 0.75 0.333
Harry Parker, R (13, 1) ERA: 4.5 1.1 L 9 3 1 1 0 1 1 0 0 0 0 7 15 6.75 3.000
PITCHER IP WLS BF H R ER SO BB IBB HBP BLK WP HR S P ERA WHIP
New York Mets @ Los Angeles Dodgers
Dodger Stadium, Los Angeles, CA
Wed May 01 1974, 7:05 PM PDT
Att. 27,283 - Unknown
livebaseballscorecards.com
AB 45
R 2
H 6
RBI 2
BB 4
SO 16
LOB 9

Batter	1	2	3	4	5	6	7	8	9	AB	R	H	RBI	BB	SO	LOB
Derrel Thomas, S (1, 4) OBP: 0.358, SLG: 0.410	P4			6-3		F8		3B		4	0	1	0	0	0	1
Enzo Hernandez, R (1, 6) OBP: 0.268, SLG: 0.286	K			6-3		S 1B 1B		G3		4	1	1	1	0	1	1
Nate Colbert, R (1, 7) OBP: 0.278, SLG: 0.279	K			HR		S 1B		K		4	1	2	2	0	2	1
Willie McCovey, L (1, 3) OBP: 0.427, SLG: 0.345		K		P5		BB FC6-4		F7		3	0	0	0	1	1	1
Dave Winfield, R (1, 8) OBP: 0.338, SLG: 0.470		6-3			4-3	FC6-4			K	4	0	0	0	0	1	2
Cito Gaston, R (1, 9) OBP: 0.300, SLG: 0.324		6-3			K		K		K	4	0	0	0	0	3	0
Fred Kendall, R (1, 2) OBP: 0.306, SLG: 0.322			1-3		F2		P5		K	4	0	0	0	0	1	0
Dave Roberts, R (1, 5) OBP: 0.257, SLG: 0.265			K			K	1B			3	0	1	0	0	2	0
Randy Jones, R (1, 1) OBP: 0.167, SLG: 0.250			K			F8 1B 2B	K			3	1	1	0	0	2	1
Vicente Romo, R (7, 1)										0	0	0	0	0	0	0
Inning Stats	R: 0 E: 0 K: 2 S: 7 H: 0 LOB: 0 BB: 0 P: 7	R: 0 E: 0 K: 1 S: 5 H: 0 LOB: 0 BB: 0 P: 5	R: 0 E: 0 K: 2 S: 7 H: 0 LOB: 0 BB: 0 P: 7	R: 1 E: 0 K: 0 S: 4 H: 1 LOB: 0 BB: 0 P: 4	R: 0 E: 0 K: 1 S: 5 H: 0 LOB: 0 BB: 0 P: 5	R: 2 E: 0 K: 1 S: 8 H: 3 LOB: 2 BB: 1 P: 12	R: 0 E: 0 K: 2 S: 8 H: 1 LOB: 1 BB: 0 P: 8	R: 0 E: 0 K: 1 S: 6 H: 1 LOB: 1 BB: 0 P: 6	R: 0 E: 0 K: 3 S: 9 H: 0 LOB: 0 BB: 0 P: 9	1B: 3 2B: 1 3B: 1 HR: 1	SF: 0 SAC: 0 DP: 0 HBP: 0						

PITCHER		IP	WLS	BF	H	R	ER	SO	BB	IBB	HBP	BLK	WP	HR	S	P	ERA	WHIP
Jon Matlack, L ERA: 2.36	(1, 1)	7.0	W	27	5	3	3	9	1	0	0	0	0	1	44	48	3.86	0.857
Tug McGraw, L ERA: 5.91	(8, 1)	2.0		7	1	0	0	4	0	0	0	0	0	0	15	15	0.00	0.500

PITCHER	IP	WLS	BF	H	R	ER	SO	BB	IBB	HBP	BLK	WP	HR	S	P	ERA	WHIP

TOP

San Diego Padres @ New York Mets

Shea Stadium, Flushing, NY

Sat May 04 1974, 3:33 AM EDT

Att. 46,195 - Unknown

livebaseballscorecards.com

AB	33
R	3
H	6
RBI	3
BB	1
SO	13
LOB	7

PA: 34

WP: 0 PB: 0 SB: 2 CS: 0

Batter	1	2	3	4	5	6	7	8	9	AB	R	H	RBI	BB	SO	LOB
Bud Harrelson, S (1, 6) OBP: 0.427, SLG: 0.319	BBBB 4-0 E BB		x 0-0 F9 ①		x 0-0 1B		BBBB 4-0 BB HR BB	SSS 0-3 ② 1-2 K		3	1	1	0	2	1	1
Felix Millan, R (1, 4) OBP: 0.394, SLG: 0.370	x 0-0 E5 G6-4-3 1-2		x 0-0 ② 6-3		x 0-0 ① P3		BBBB 4-0 1-2 HR BB	x 0-0 ③ F7		4	1	0	0	1	0	3
Rusty Staub, L (1, 9) OBP: 0.356, SLG: 0.440	x 0-0 ① F8		x 0-0 ③ 4-3		x 0-0 ② F9		x 0-0 1-H 2-H HR			4	1	1	3	0	0	3
Cleon Jones, R (1, 7) OBP: 0.350, SLG: 0.337	x 0-0 ② ③ G6-4-3 1-2f			x 0-0 ① F8	x 0-0 ③ 4-3		x 0-0 HR 1B			4	1	1	0	0	0	3
Tug McGraw, R (8, 1)										0	0	0	0	0	0	0
John Milner, L (1, 3) OBP: 0.347, SLG: 0.425		BBBB 4-0 CS BB		x 0-0 1B 1B 2B		x 0-0 ① 1-3	x 0-0 1-H HR			3	2	2	2	1	0	0
Jerry Grote, R (1, 2) OBP: 0.292, SLG: 0.316		BBBB 4-0 ① 1-2 BB BB		x 0-0 1B 2-3 1B		x 0-0 ② 6-3	BBBB 4-0 BB			2	0	1	0	2	0	0
Wayne Garrett, L (1, 5) OBP: 0.255, SLG: 0.420		x 0-0 ② F9		x 0-0 1-2 3-H 1B		x 0-0 ③ P6	SSS 0-3 ③ K			4	0	1	1	0	1	2
Don Hahn, R (1, 8) OBP: 0.258, SLG: 0.250		BBBB 4-0 1-2 BB		x 0-0 ② F9			x 0-0 ① F9	x 0-0 ① 6-3		3	0	0	0	1	0	2
Jon Matlack, L (1, 1) OBP: 0.100, SLG: 0.100		x 0-0 ③ L7		SSS 0-3 ③ K			x 0-0 ② 4-3	x 0-0 S 1B		2	0	0	0	0	1	4
George Theodore, R (7, PH)										1	0	0	0	0	0	0
Dave Schneck, L (8, 7) OBP: 0.328, SLG: 0.492										1	0	1	0	0	0	0
Inning Stats	R: 0 H: 0 E: 1 LOB: 1 K: 0 BB: 1 S: 3 P: 7	R: 0 H: 0 E: 0 LOB: 2 K: 0 BB: 3 S: 2 P: 14	R: 0 H: 0 E: 0 LOB: 0 K: 0 BB: 0 S: 3 P: 3	R: 1 H: 3 E: 0 LOB: 2 K: 1 BB: 0 S: 8 P: 8	R: 0 H: 1 E: 0 LOB: 1 K: 0 BB: 0 S: 4 P: 4	R: 0 H: 0 E: 0 LOB: 0 K: 0 BB: 0 S: 3 P: 3	R: 5 H: 3 E: 0 LOB: 1 K: 1 BB: 3 S: 8 P: 20	R: 0 H: 1 E: 0 LOB: 1 K: 1 BB: 0 S: 6 P: 6		1B: 5 SF: 0 2B: 1 SAC: 0 3B: 0 DP: 1 HR: 2 HBP: 0						WP: 0 PA: 38 PB: 0 SB: 1 CS: 1

BOTTOM

San Diego Padres @ New York Mets

Shea Stadium, Flushing, NY

Sat May 04 1974, 3:33 AM EDT

Att. 46,195 - Unknown

livebaseballscorecards.com

AB	31
R	6
H	8
RBI	6
BB	7
SO	3
LOB	18

PITCHER		IP	WLS	BF	H	R	ER	SO	BB	IBB	HBP	BLK	WP	HR	S	P	ERA	WHIP
Randy Jones, L ERA: 6.75	(1, 1)	6.2	L	32	7	6	6	1	6	0	0	0	0	2	28	52	8.10	1.950
Vicente Romo, R ERA: 2.63	(7, 1)	1.1		6	1	0	0	2	1	0	0	0	0	0	9	13	0.00	1.500

PITCHER	IP	WLS	BF	H	R	ER	SO	BB	IBB	HBP	BLK	WP	HR	S	P	ERA	WHIP

Batter	1	2	3	4	5	6	7	8	9	AB	R	H	RBI	BB	SO	LOB
Derrel Thomas, S (1, 4) (8, 6) (9, 4) OBP: 0.364, SLG: 0.413	F9 1B		SH1-3 1-2		K			F9	1-3 2-H 1B	4	0	2	1	0	1	0
Enzo Hernandez, R (1, 6) OBP: 0.259, SLG: 0.275	F9 1-2		1-3			3-1		4-3	F7	3	0	0	0	0	0	2
Dave Hilton, R (8, PH) (8, 4) OBP: 0.192, SLG: 0.087										1	0	0	0	0	0	0
Matty Alou, L (9, PH) OBP: 0.234, SLG: 0.244										1	0	0	0	0	0	2
Rich Morales, R (9, 6) OBP: 1.000, SLG: 1.000										0	0	0	0	0	0	0
Nate Colbert, R (1, 7) (9, 3) OBP: 0.277, SLG: 0.319	F9			K	K	K		HR		4	1	1	1	0	2	0
Willie McCovey, L (1, 3) OBP: 0.418, SLG: 0.328		FC6-4 BB		K	E5 HR			3-1		3	1	0	0	1	1	0
Vicente Romo, R (9, 1)										0	0	0	0	0	0	0
Dave Winfield, R (1, 8) OBP: 0.360, SLG: 0.522		P4		1B 1B		HR			BB	3	2	2	2	1	0	1
Cito Gaston, R (1, 9) (9, 7) OBP: 0.318, SLG: 0.366		F8		FC6-4 1B		P4			1B 2B	4	1	2	1	0	0	1
Fred Kendall, R (1, 2) OBP: 0.294, SLG: 0.309		FC6-4 1-2f		FC6-4 1-2f			F9		F8	4	0	0	0	0	0	4
Dave Roberts, R (1, 5) OBP: 0.256, SLG: 0.264			SH1-3 1B		K		4-3		F7	4	0	1	0	0	1	1
Bill Greif, R (1, 1) OBP: 0.222, SLG: 0.067			K		K		6-3		1B BB	1	0	0	0	0	1	1
Bernie Williams, R (5, PH) OBP: 0.154, SLG: 0.154										1	0	0	0	0	1	0
Gary Ross, R (5, 1)										0	0	0	0	0	0	0
Johnny Grubb, L (7, PH) OBP: 0.435, SLG: 0.473										1	0	0	0	0	0	0
Larry Hardy, R (7, 1)										0	0	0	0	0	0	0
Bobby Tolan, L (9, PH) OBP: 0.333, SLG: 0.290										0	0	0	0	1	0	0
(9, 9)																
Inning Stats	R: 0 E: 0 K: 0 S: 3 H: 1 LOB: 0 BB: 0 P: 3	R: 0 E: 0 K: 0 S: 3 H: 0 LOB: 1 BB: 1 P: 7	R: 0 E: 0 K: 1 S: 6 H: 1 LOB: 1 BB: 0 P: 6	R: 0 E: 0 K: 2 S: 9 H: 2 LOB: 2 BB: 0 P: 9	R: 0 E: 0 K: 3 S: 9 H: 0 LOB: 0 BB: 0 P: 9	R: 2 E: 1 K: 1 S: 7 H: 1 LOB: 0 BB: 0 P: 7	R: 0 E: 0 K: 0 S: 3 H: 0 LOB: 0 BB: 0 P: 3	R: 1 E: 0 K: 0 S: 4 H: 1 LOB: 0 BB: 0 P: 4	R: 2 E: 0 K: 0 S: 5 H: 2 LOB: 2 BB: 2 P: 13	1B: 5 2B: 1 3B: 0 HR: 2 SF: 0 SAC: 1 DP: 0 HBP: 0							

PITCHER		IP	WLS	BF	H	R	ER	SO	BB	IBB	HBP	BLK	WP	HR	S	P	ERA	WHIP
Jerry Koosman, L ERA: 2.39	(1, 1)	8.0		31	6	3	1	7	1	0	0	0	0	2	44	48	1.12	0.875
Tug McGraw, L ERA: 7.15	(9, 1)	0.2	L	6	2	2	2	0	2	0	0	0	0	0	4	12	27.00	6.000
Bob Miller, R ERA: 3.65	(9, 1)	0.1		1	0	0	0	0	0	0	0	0	0	0	1	1	0.00	0.000

PITCHER	IP	WLS	BF	H	R	ER	SO	BB	IBB	HBP	BLK	WP	HR	S	P	ERA	WHIP

TOP

San Diego Padres @ New York Mets

Shea Stadium, Flushing, NY

Sun May 05 1974, 3:33 AM EDT

Unknown

livebaseballscorecards.com

AB	34
R	5
H	8
RBI	5
BB	3
SO	7
LOB	12

PA: 38

WP: 0 PB: 0 SB: 0 CS: 0

Batter	1	2	3	4	5	6	7	8	9	AB	R	H	RBI	BB	SO	LOB
Bud Harrelson, S (1, 6) OBP: 0.424, SLG: 0.310	BBB; 4-0; SH1-3 WP 6-3 BB	x 0-0 ③ 4-3			x 0-0 ① 4-3		x 0-0 ① SH1-4 1-2			2	1	0	0	1	0	1
Felix Millan, R (1, 4) OBP: 0.402, SLG: 0.379	x 0-0 ① SH1-3 1-3	x 0-0 HR 1B			x 0-0 1B		x 0-0 ② F8			3	1	2	0	0	0	1
Cleon Jones, R (1, 7) OBP: 0.336, SLG: 0.323	x 0-0 ② 6-3 3-H	SSS; 0-3 ① K			SSS; 0-3 ② K		x 0-0 ③ 4-3			4	0	0	1	0	2	3
Rusty Staub, L (1, 9) OBP: 0.352, SLG: 0.463	x 0-0 HR	x 0-0 ② P6			x 0-0 ③ G3			x 0-0 ① F7		4	1	1	1	0	0	2
John Milner, L (1, 3) OBP: 0.352, SLG: 0.456	BBBB; 4-0; BB	x 0-0 ① 1-H HR				x 0-0 ① F7		SSS; 0-3 ② K		3	1	1	2	1	1	0
Dave Schneck, L (1, 8) OBP: 0.324, SLG: 0.470	x 0-0 ③ F8	x 0-0 ③ 4-3				BBBB; 4-0; FC6-4 BB		x 0-0 E5 CS		3	0	0	0	1	0	1
Wayne Garrett, L (1, 5) OBP: 0.245, SLG: 0.402		x 0-0 ① F8		x 0-0 ① F7		x 0-0 ② FC6-4 1-2f		x 0-0 ③ CS 1-2	x 0-0 ① L4	4	0	0	0	0	0	1
Jerry Grote, R (1, 2) OBP: 0.294, SLG: 0.333 Ed Kranepool, L (9, PH) OBP: 0.200, SLG: 0.200		x 0-0 2B		x 0-0 ② F2		x 0-0 ③ P4			x 0-0 ② F9	3 1	0 0	1 0	0 0	0 0	0 0	1 0
Jerry Koosman, R (1, 1) OBP: 0.176, SLG: 0.125 Tug McGraw, R (9, 1) Bob Miller, R (9, 1) OBP: 0.333, SLG: 0.667 Ken Boswell, L (9, PH) OBP: 0.385, SLG: 0.333		SSS; 0-3 ② K		x 0-0 ③ 6-3			x 0-0 SH1-4 1B		x 0-0 ③ F8	3 0 0 1	0 0 0 0	1 0 0 0	0 0 0 0	0 0 0 0	1 0 0 0	1 0 0 0
Inning Stats	R: 2 E: 0 K: 0 S: 4 H: 1 LOB: 1 BB: 2 P: 12	R: 0 E: 0 K: 1 S: 6 H: 1 LOB: 1 BB: 0 P: 6	R: 2 E: 0 K: 1 S: 7 H: 2 LOB: 0 BB: 0 P: 7	R: 0 E: 0 K: 0 S: 3 H: 0 LOB: 0 BB: 0 P: 3	R: 0 E: 0 K: 1 S: 6 H: 1 LOB: 1 BB: 0 P: 6	R: 0 E: 0 K: 0 S: 3 H: 0 LOB: 1 BB: 1 P: 7	R: 0 E: 0 K: 0 S: 4 H: 1 LOB: 1 BB: 0 P: 4	R: 0 E: 1 K: 1 S: 5 H: 0 LOB: 0 BB: 0 P: 5	R: 0 E: 0 K: 0 S: 3 H: 0 LOB: 0 BB: 0 P: 3	1B: 3 2B: 1 3B: 0 HR: 2	SF: 0 SAC: 2 DP: 0 HBP: 0						

PITCHER		IP	WLS	BF	H	R	ER	SO	BB	IBB	HBP	BLK	WP	HR	S	P	ERA	WHIP
Bill Greif, R ERA: 5.48	(1, 1)	4.0		18	4	4	4	2	2	0	0	0	1	2	20	28	9.00	1.500
Gary Ross, R ERA: 3.46	(5, 1)	2.0		8	1	0	0	1	1	0	0	0	0	0	9	13	0.00	1.000
Larry Hardy, R ERA:	(7, 1)	2.0	W	7	1	0	0	1	0	0	0	0	0	0	9	9	0.00	0.500
Vicente Romo, R ERA: 2.45	(9, 1)	1.0	S	3	0	0	0	0	0	0	0	0	0	0	3	3	0.00	0.000

PITCHER	IP	WLS	BF	H	R	ER	SO	BB	IBB	HBP	BLK	WP	HR	S	P	ERA	WHIP

BOTTOM

San Diego Padres @ New York Mets

Shea Stadium, Flushing, NY

Sun May 05 1974, 3:33 AM EDT

Unknown

livebaseballscorecards.com

AB	31
R	4
H	6
RBI	4
BB	3
SO	4
LOB	11

WP: 1 PB: 0 SB: 0 CS: 1 PA: 37

Batter	1	2	3	4	5	6	7	8	9	10	AB	R	H	RBI	BB	SO	LOB
Derrel Thomas, S (1, 4) OBP: 0.348, SLG: 0.394	F3		F9			P5		P4	P4		5	0	0	0	0	0	3
Enzo Hernandez, R (1, 6) OBP: 0.261, SLG: 0.277	1-3		4-3			G6-4-3 1B		1B 1B 2B 1-3 2-H		L6	3	0	1	0	0	0	1
Willie McCovey, L (8, PH) OBP: 0.425, SLG: 0.355											1	0	1	1	0	0	0
Rich Morales, R (8, PR) OBP: 0.667, SLG: 0.667											1	1	0	0	0	0	0
(8, 6)																	
Bobby Tolan, L (1, 9) OBP: 0.333, SLG: 0.292	K			G5-4-3 1B		G6-4-3 1-2f		P3		2B	3	0	1	0	0	1	1
Cito Gaston, R (6, 9) OBP: 0.326, SLG: 0.395											2	0	1	0	0	0	2
Nate Colbert, R (1, 3) OBP: 0.295, SLG: 0.320		1B		G5-4-3 1-2f			P5	1B 1B BB		IBB	3	1	1	0	2	0	1
Johnny Grubb, L (1, 8) OBP: 0.433, SLG: 0.468		K		1B			F8	1B 1B 1B 1-2 2-3 3-H		K	5	0	2	1	0	2	3
Dave Winfield, R (1, 7) OBP: 0.363, SLG: 0.514		P5		P5			1B	1B 1B 1-2 2-H 3-H		1-3	5	0	2	2	0	0	4
Dave Hilton, R (1, 5) OBP: 0.200, SLG: 0.111		4-3			P6		1-3	1B 1-3 2-3			4	0	1	0	0	0	2
Bob Barton, R (1, 2) OBP: 0.500, SLG: 0.400			SH3 BB		F8			BB 2B 1B		K	1	0	0	0	1	0	0
Matty Alou, L (8, PH) OBP: 0.250, SLG: 0.261											1	1	1	0	0	0	0
Larry Hardy, R (8, 1)											1	0	0	0	0	1	0
Mike Corkins, R (1, 1)			SH3 1-2		G3			2B 1B BB 1-2		6-3	1	0	0	0	0	0	0
Fred Kendall, R (8, PH) OBP: 0.298, SLG: 0.305											1	1	0	0	1	0	0
(8, 2)																	
Inning Stats	R: 0 H: 0 E: 0 LOB: 0 K: 1 BB: 0 S: 5 P: 5	R: 0 H: 1 E: 0 LOB: 1 K: 1 BB: 0 S: 6 P: 6	R: 0 H: 0 E: 0 LOB: 1 K: 0 BB: 1 S: 3 P: 7	R: 0 H: 2 E: 0 LOB: 1 K: 0 BB: 0 S: 4 P: 4	R: 0 H: 0 E: 0 LOB: 0 K: 0 BB: 0 S: 3 P: 3	R: 0 H: 1 E: 0 LOB: 0 K: 0 BB: 0 S: 3 P: 3	R: 0 H: 1 E: 0 LOB: 1 K: 0 BB: 0 S: 4 P: 4	R: 4 H: 5 E: 0 LOB: 3 K: 0 BB: 2 S: 7 P: 15	R: 0 H: 0 E: 0 LOB: 0 K: 1 BB: 0 S: 5 P: 5	R: 0 H: 1 E: 0 LOB: 2 K: 1 BB: 1 S: 6 P: 10	1B: 9 SF: 0 2B: 2 SAC: 1 3B: 0 DP: 2 HR: 0 HBP: 0						

PITCHER		IP	WLS	BF	H	R	ER	SO	BB	IBB	HBP	BLK	WP	HR	S	P	ERA	WHIP
Craig Swan, R ERA: 4.26	(1, 1)	7.0		26	6	1	1	2	1	0	0	0	0	0	29	33	1.29	1.000
Bob Miller, R ERA: 4.4	(8, 1)	2.0		11	4	3	3	1	2	0	0	0	0	0	11	19	13.50	3.000
Ray Sadecki, L ERA: 8.68	(10, 1)	1.0	W	5	1	0	0	1	0	1	0	0	0	0	6	10	0.00	1.000

PITCHER	IP	WLS	BF	H	R	ER	SO	BB	IBB	HBP	BLK	WP	HR	S	P	ERA	WHIP

TOP

San Diego Padres @ New York Mets

Shea Stadium, Flushing, NY

Sun May 05 1974, 3:38 AM EDT
Att. 25,439 - Unknown

livebaseballscorecards.com

AB	37
R	4
H	11
RBI	4
BB	4
SO	4
LOB	17

WP: 0 PA: 42
PB: 0
SB: 0
CS: 0

Batter	1	2	3	4	5	6	7	8	9	10	AB	R	H	RBI	BB	SO	LOB
Bud Harrelson, S (1, 6) OBP: 0.427, SLG: 0.301	F8		BB WP 1-2 2-3		F9 2-3		BB 1B 1-2		G6-3 2-H 1B		2	0	0	0	2	0	1
Ken Boswell, L (9, PH) OBP: 0.429, SLG: 0.385											1	0	1	1	0	0	0
Ray Sadecki, L (10, 1)											0	0	0	0	0	0	0
Felix Millan, R (1, 4) OBP: 0.402, SLG: 0.380	L5-3 1B		4-3 1-2 2-3 3-H		5-3		1B 1-2 2-H		G6-3 1-2f		5	0	2	1	0	0	4
Ed Kranepool, L (1, 7) OBP: 0.222, SLG: 0.222	L5-3 1-2		5-3			1B	F8			6-3	4	0	1	0	0	0	5
Don Hahn, R (8, 8) OBP: 0.250, SLG: 0.241											1	0	0	0	0	0	0
Rusty Staub, L (1, 9) OBP: 0.354, SLG: 0.490		F9		HR		L8		F7		HR 1B	5	2	2	1	0	0	1
John Milner, L (1, 3) OBP: 0.345, SLG: 0.474		F2		3-1		L4		F5		HR 1-H	5	1	1	2	0	0	1
Dave Schneck, L (1, 8) OBP: 0.320, SLG: 0.457		K		F8		F7		1B			4	0	1	0	0	1	1
(8, 7)																	
Wayne Garrett, L (1, 5) OBP: 0.255, SLG: 0.394			BB FC3-6	BB CS			P4	4-3			2	0	0	0	2	0	1
Ron Hodges, L (1, 2) OBP: 0.286, SLG: 0.444			FC3-6 BB BB WP 1-2f	CS 1-2	F9 2B		BB FC2-6		SH1-4 1B 1B		3	1	2	0	1	0	1
Ted Martinez, R (9, PR) OBP: 0.222, SLG: 0.500											0	1	0	0	0	0	0
(10, 6)																	
Craig Swan, R (1, 1) OBP: 0.400, SLG: 0.250			WP BB 1-2 BB		6-3		FC2-6 BB 1-2f 1B		SH1-4 1-2		2	1	0	0	1	0	2
Bob Miller, R (8, 1) OBP: 0.333, SLG: 0.667											0	0	0	0	0	0	0
George Theodore, R (9, PH)											0	0	0	0	0	0	0
Jerry Grote, R (10, 2) OBP: 0.294, SLG: 0.333											0	0	0	0	0	0	0
Inning Stats	R: 0 E: 0 K: 0 S: 3 H: 1 LOB: 0 BB: 0 P: 3	R: 0 E: 0 K: 1 S: 5 H: 0 LOB: 0 BB: 0 P: 5	R: 1 E: 0 K: 0 S: 3 H: 0 LOB: 2 BB: 3 P: 15	R: 1 E: 0 K: 0 S: 3 H: 1 LOB: 0 BB: 1 P: 7	R: 0 E: 0 K: 0 S: 4 H: 1 LOB: 1 BB: 0 P: 4	R: 0 E: 0 K: 0 S: 4 H: 1 LOB: 1 BB: 0 P: 4	R: 1 E: 0 K: 0 S: 4 H: 1 LOB: 2 BB: 2 P: 12	R: 0 E: 0 K: 0 S: 4 H: 1 LOB: 1 BB: 0 P: 4	R: 1 E: 0 K: 0 S: 4 H: 2 LOB: 1 BB: 0 P: 4	R: 2 E: 0 K: 0 S: 3 H: 2 LOB: 0 BB: 0 P: 3	1B: 7 2B: 2 3B: 0 HR: 2 SF: 0 SAC: 1 DP: 2 HBP: 0	WP: 1 PB: 0 SB: 0 CS: 1 PA: 42					

PITCHER		IP	WLS	BF	H	R	ER	SO	BB	IBB	HBP	BLK	WP	HR	S	P	ERA	WHIP
Mike Corkins, R ERA: 2.76	(1, 1)	7.0		30	5	3	3	1	6	0	0	0	1	1	26	50	3.86	1.571
Larry Hardy, R ERA: 4.26	(8, 1)	2.1	L	11	5	3	3	0	0	0	0	0	0	1	11	11	11.57	2.143

PITCHER	IP	WLS	BF	H	R	ER	SO	BB	IBB	HBP	BLK	WP	HR	S	P	ERA	WHIP

BOTTOM

San Diego Padres @ New York Mets

Shea Stadium, Flushing, NY

Sun May 05 1974, 3:38 AM EDT
Att. 25,439 - Unknown

livebaseballscorecards.com

AB	34
R	6
H	10
RBI	5
BB	6
SO	1
LOB	17

San Francisco Giants @ New York Mets

Shea Stadium, Flushing, NY

Tue May 07 1974, 7:05 PM EDT

Unknown

TOP

livebaseballscorecards.com

Batter	1	2	3	4	5	6	7	8	9	AB	R	H	RBI	BB	SO	LOB
Bobby Bonds, R (1, 9) OBP: 0.306, SLG: 0.393	K		F7		K			F9	K	5	0	0	0	0	3	1
Mike Phillips, L (1, 4) OBP: 0.325, SLG: 0.338	P6		1B			G3		HR		4	1	2	0	0	0	0
Garry Maddox, R (1, 8) OBP: 0.361, SLG: 0.466	F7		F8			F8		1-3		4	0	0	0	0	0	3
Steve Ontiveros, S (1, 5) OBP: 0.425, SLG: 0.433		FC1-5 1B BB		HR		BB		HR BB		1	2	1	1	3	0	0
Gary Matthews, R (1, 7) OBP: 0.325, SLG: 0.360		FC1-5 1B		K		K		HR		4	1	2	3	0	2	1
Chris Speier, R (1, 6) OBP: 0.310, SLG: 0.284		FC1-5 G5-4-3		F3			G1-5-3 1B	1B		4	0	2	0	0	0	2
Dave Kingman, R (1, 3) OBP: 0.366, SLG: 0.524		G5-4-3		CS 1B			G1-5-3	K		4	0	2	0	0	1	3
Ken Rudolph, R (1, 2) OBP: 0.355, SLG: 0.245			1B	CS	5-3		G1-5-3		F7	4	0	1	0	0	0	2
Ron Bryant, S (1, 1)			K		1-3		K		K	2	0	0	0	0	1	1
Charlie Williams, R (6, 1)										0	0	0	0	0	0	0
Gary Thomasson, L (7, PH) OBP: 0.294, SLG: 0.179										1	0	0	0	0	1	1
Elias Sosa, R (7, 1)										1	0	0	0	0	1	0
Inning Stats	R: 0 E: 0 K: 1 S: 5 H: 0 LOB: 0 BB: 0 P: 5	R: 0 E: 0 K: 0 S: 3 H: 1 LOB: 1 BB: 1 P: 7	R: 0 E: 0 K: 1 S: 7 H: 2 LOB: 2 BB: 0 P: 7	R: 1 E: 0 K: 1 S: 6 H: 2 LOB: 0 BB: 0 P: 6	R: 0 E: 0 K: 1 S: 5 H: 0 LOB: 0 BB: 0 P: 5	R: 0 E: 0 K: 1 S: 5 H: 0 LOB: 1 BB: 1 P: 9	R: 0 E: 0 K: 1 S: 6 H: 2 LOB: 1 BB: 0 P: 6	R: 3 E: 0 K: 1 S: 8 H: 3 LOB: 1 BB: 1 P: 12	R: 0 E: 0 K: 2 S: 7 H: 0 LOB: 0 BB: 0 P: 7	1B: 8 2B: 0 3B: 0 HR: 2 SF: 0 SAC: 0 DP: 2 HBP: 0						

AB	34
R	4
H	10
RBI	4
BB	3
SO	9
LOB	14

WP: 0 PB: 0 SB: 0 CS: 1 PA: 38

PITCHER	IP	WLS	BF	H	R	ER	SO	BB	IBB	HBP	BLK	WP	HR	S	P	ERA	WHIP
Tom Seaver, R (1, 1) ERA: 3.6	9.0	L	37	10	4	4	9	3	0	0	0	0	2	52	64	4.00	1.444

PITCHER	IP	WLS	BF	H	R	ER	SO	BB	IBB	HBP	BLK	WP	HR	S	P	ERA	WHIP

Batter	1	2	3	4	5	6	7	8	9	AB	R	H	RBI	BB	SO	LOB
Bud Harrelson, S (1, 6) OBP: 0.410, SLG: 0.286	P4		6-3		F3		1-3			4	0	0	0	0	0	3
Felix Millan, R (1, 4) OBP: 0.405, SLG: 0.385	FC6-4 1B		G3-6-3 1B		F7		5-3			4	0	2	0	0	0	3
Rusty Staub, L (1, 9) OBP: 0.350, SLG: 0.481	FC6-4 1-2f		G3-6-3 1-2f			L4		G3-6-3 1B		4	0	1	0	0	0	2
Cleon Jones, R (1, 7) OBP: 0.336, SLG: 0.333	K			K		5-3 1B 2B		P6		3	1	1	0	0	2	1
Dave Schneck, L (7, 7) OBP: 0.316, SLG: 0.451										1	0	0	0	0	0	1
John Milner, L (1, 3) OBP: 0.351, SLG: 0.464		K		P4-3 BB		5-3 1B BB		G3-6-3 1-2f		2	1	0	0	2	1	1
Jerry Grote, R (1, 2) OBP: 0.292, SLG: 0.375		HR		P4-3 1-2f		5-3 1-2 2-3			K	4	1	1	1	0	1	3
Ted Martinez, R (1, 5) OBP: 0.250, SLG: 0.455		K			K	1B 2-H 3-H			BB	3	0	1	2	0	2	0
Wayne Garrett, L (9, PH) OBP: 0.262, SLG: 0.394										0	0	0	0	1	0	0
Don Hahn, R (1, 8) OBP: 0.314, SLG: 0.323		FC5-4 BB			BB 1B		SH5-4 2B		F9	2	0	2	0	1	0	0
Ken Boswell, L (9, PH) OBP: 0.400, SLG: 0.357										1	0	0	0	0	0	1
Tom Seaver, R (1, 1) OBP: 0.200, SLG: 0.143		FC5-4 1-2f			1-2 BB		SH5-4 2-3		F7	1	0	0	0	1	0	1
Ed Kranepool, L (9, PH) OBP: 0.200, SLG: 0.200										1	0	0	0	0	0	1
Inning Stats	R: 0 E: 0 K: 1 S: 6 H: 1 LOB: 1 BB: 0 P: 6	R: 1 E: 0 K: 2 S: 8 H: 1 LOB: 1 BB: 1 P: 12	R: 0 E: 0 K: 0 S: 3 H: 1 LOB: 0 BB: 0 P: 3	R: 0 E: 0 K: 1 S: 4 H: 0 LOB: 0 BB: 1 P: 8	R: 0 E: 0 K: 1 S: 6 H: 1 LOB: 2 BB: 1 P: 10	R: 2 E: 0 K: 0 S: 4 H: 2 LOB: 1 BB: 1 P: 8	R: 0 E: 0 K: 0 S: 4 H: 1 LOB: 1 BB: 0 P: 4	R: 0 E: 0 K: 0 S: 3 H: 1 LOB: 0 BB: 0 P: 3	R: 0 E: 0 K: 1 S: 5 H: 0 LOB: 1 BB: 1 P: 9	1B: 5 2B: 3 3B: 0 HR: 1	SF: 0 SAC: 1 DP: 3 HBP: 0						

PITCHER		IP	WLS	BF	H	R	ER	SO	BB	IBB	HBP	BLK	WP	HR	S	P	ERA	WHIP
Ron Bryant, L ERA: 8.49	(1, 1)	5.1		23	5	3	3	5	4	0	0	0	0	1	29	45	5.06	1.688
Charlie Williams, R ERA: 2.33	(6, 1)	0.2		2	1	0	0	0	0	0	0	0	0	0	2	2	0.00	1.500
Elias Sosa, R ERA: 3.24	(7, 1)	3.0	W	11	2	0	0	1	1	0	0	0	0	0	12	16	0.00	1.000

PITCHER	IP	WLS	BF	H	R	ER	SO	BB	IBB	HBP	BLK	WP	HR	S	P	ERA	WHIP

BOTTOM

San Francisco Giants @ New York Mets

Shea Stadium, Flushing, NY

Tue May 07 1974, 7:05 PM EDT

Unknown

livebaseballscorecards.com

AB	30
R	3
H	8
RBI	3
BB	5
SO	6
LOB	17

1B: 5	SF: 0	WP: 0	PA: 36
2B: 3	SAC: 1	PB: 0	
3B: 0	DP: 3	SB: 0	
HR: 1	HBP: 0	CS: 0	

Batter	1	2	3	4	5	6	7	8	9	AB	R	H	RBI	BB	SO	LOB
Bobby Bonds, R (1, 9) OBP: 0.310, SLG: 0.411	6-3		F5		F8			2B	1-3, 2-H, 3-H 2B	5	0	2	2	0	0	1
Tito Fuentes, S (1, 4) OBP: 0.333, SLG: 0.333	F9		1B			6-3		5-3	1-3	5	0	1	0	0	0	3
Garry Maddox, R (1, 8) OBP: 0.349, SLG: 0.450	F8		P4			6-3		6-3		4	0	0	0	0	0	2
Steve Ontiveros, S (1, 5) OBP: 0.436, SLG: 0.447		1B 1B		6-3		FC5-4 1B			BLK 2B 1B	4	1	3	0	0	0	0
Gary Matthews, R (1, 7) OBP: 0.331, SLG: 0.375		1-2 1B		F8		FC5-4 1-2f			L9 1-H 2B	4	1	2	1	0	0	1
Chris Speier, R (1, 6) OBP: 0.299, SLG: 0.274		P6		5-3			P4		L9 2-3	4	0	0	0	0	0	3
Dave Kingman, R (1, 3) OBP: 0.351, SLG: 0.500		F7			P1		F7		P1	4	0	0	0	0	0	3
John Boccabella, R (1, 2) OBP: 0.250, SLG: 0.182		F5			SH2-4 1B		P4		1B 2B IBB	3	1	1	0	1	0	2
Jim Barr, R (1, 1) OBP: 0.167, SLG: 0.167 Randy Moffitt, R (9, 1) OBP: 0.500, SLG: 0.500			K		SH2-4 1-2			3-1	2B 1-2 1B	3 0	0 0	1 0	0 0	0 0	1 0	0 0
Inning Stats	R: 0 E: 0 K: 0 S: 3 H: 0 LOB: 0 BB: 0 P: 3	R: 0 E: 0 K: 0 S: 5 H: 2 LOB: 2 BB: 0 P: 5	R: 0 E: 0 K: 1 S: 6 H: 1 LOB: 1 BB: 0 P: 6	R: 0 E: 0 K: 0 S: 3 H: 0 LOB: 0 BB: 0 P: 3	R: 0 E: 0 K: 0 S: 4 H: 1 LOB: 1 BB: 0 P: 4	R: 0 E: 0 K: 0 S: 4 H: 1 LOB: 1 BB: 0 P: 4	R: 0 E: 0 K: 0 S: 3 H: 0 LOB: 0 BB: 0 P: 3	R: 0 E: 0 K: 0 S: 4 H: 1 LOB: 1 BB: 0 P: 4	R: 3 E: 0 K: 0 S: 7 H: 4 LOB: 2 BB: 1 P: 11	1B: 7 2B: 3 3B: 0 HR: 0 SF: 0 SAC: 1 DP: 0 HBP: 0						

PITCHER	IP	WLS	BF	H	R	ER	SO	BB	IBB	HBP	BLK	WP	HR	S	P	ERA	WHIP
George Stone, L (1, 1) ERA: 3.9	8.2	L	37	10	3	3	1	0	1	0	1	0	0	38	42	3.12	1.154
Bob Miller, R (9, 1) ERA: 4.3	0.1		1	0	0	0	0	0	0	0	0	0	0	1	1	0.00	0.000

PITCHER	IP	WLS	BF	H	R	ER	SO	BB	IBB	HBP	BLK	WP	HR	S	P	ERA	WHIP

TOP

San Francisco Giants @ New York Mets

Shea Stadium, Flushing, NY

Tue May 07 1974, 7:05 PM EDT

Att. 15,352 - Unknown

livebaseballscorecards.com

AB	36
R	3
H	10
RBI	3
BB	1
SO	1
LOB	15

WP: 0	PA: 38		
PB: 0			
SB: 0			
CS: 0			

BOTTOM

San Francisco Giants @ New York Mets

Shea Stadium, Flushing, NY

Tue May 07 1974, 7:05 PM EDT

Att. 15,352 - Unknown

livebaseballscorecards.com

Batter	1	2	3	4	5	6	7	8	9	AB	R	H	RBI	BB	SO	LOB
Bud Harrelson, S (1, 6) OBP: 0.417, SLG: 0.300	1B		4-3			SH1-4 1-2			FC6-4 1B	3	0	2	0	0	0	0
Felix Millan, R (1, 4) OBP: 0.408, SLG: 0.389	G4-6-3 1-2 1B			G1-4-3 1B		FC6-5 FC6-4 2-3			FC6-4 1B 1-2f	4	0	2	0	0	0	2
Ken Boswell, L (1, 5) OBP: 0.368, SLG: 0.333	L7			G1-4-3 1-2f		FC6-4 1-2f			1B 1-2	4	0	1	0	0	0	4
Rusty Staub, L (1, 9) OBP: 0.339, SLG: 0.463	G4-6-3 1-2f			F7			6-3		F9	4	0	0	0	0	0	4
John Milner, L (1, 3) OBP: 0.339, SLG: 0.446		4-3			P6		4-3		F8	4	0	0	0	0	0	2
Dave Schneck, L (1, 8) OBP: 0.304, SLG: 0.432		K 0-3			1-3		4-3			3	0	0	0	0	1	0
Ed Kranepool, L (1, 7) OBP: 0.231, SLG: 0.231		1-3			1B			F7		3	0	1	0	0	0	0
Ron Hodges, L (1, 2) OBP: 0.258, SLG: 0.400			6-3		5-3			6-3		3	0	0	0	0	0	1
George Stone, L (1, 1) OBP: 0.083, SLG: 0.083 Bob Miller, R (9, 1) OBP: 0.333, SLG: 0.667			6-3			FC6-5 SH1-4 1B		1-3		3 0	0 0	1 0	0 0	0 0	0 0	0 0
Inning Stats	R: 0 H: 2 E: 0 LOB: 1 K: 0 BB: 0 S: 4 P: 4	R: 0 H: 0 E: 0 LOB: 0 K: 1 BB: 0 S: 5 P: 5	R: 0 H: 0 E: 0 LOB: 0 K: 0 BB: 0 S: 3 P: 3	R: 0 H: 1 E: 0 LOB: 0 K: 0 BB: 0 S: 3 P: 3	R: 0 H: 1 E: 0 LOB: 1 K: 0 BB: 0 S: 4 P: 4	R: 0 H: 1 E: 0 LOB: 1 K: 0 BB: 0 S: 4 P: 4	R: 0 H: 0 E: 0 LOB: 0 K: 0 BB: 0 S: 3 P: 3	R: 0 H: 0 E: 0 LOB: 0 K: 0 BB: 0 S: 3 P: 3	R: 0 H: 2 E: 0 LOB: 2 K: 0 BB: 0 S: 5 P: 5	1B: 7 2B: 0 3B: 0 HR: 0	SF: 0 SAC: 1 DP: 2 HBP: 0			WP: 0 PB: 0 SB: 0 CS: 0	PA: 32		

	AB	31
	R	0
	H	7
	RBI	0
	BB	0
	SO	1
	LOB	13

PITCHER		IP	WLS	BF	H	R	ER	SO	BB	IBB	HBP	BLK	WP	HR	S	P	ERA	WHIP
Jim Barr, R ERA: 2.51	(1, 1)	8.1	W	30	7	0	0	1	0	0	0	0	0	0	32	32	0.00	0.840
Randy Moffitt, R ERA: 2.95	(9, 1)	0.2	S	2	0	0	0	0	0	0	0	0	0	0	2	2	0.00	0.000

PITCHER	IP	WLS	BF	H	R	ER	SO	BB	IBB	HBP	BLK	WP	HR	S	P	ERA	WHIP

San Francisco Giants @ New York Mets

Shea Stadium, Flushing, NY

Wed May 08 1974, 7:05 PM EDT

Att. 13,421 - Unknown

TOP

livebaseballscorecards.com

Batter	1	2	3	4	5	6	7	8	9	AB	R	H	RBI	BB	SO	LOB
Bobby Bonds, R (1, 9) OBP: 0.308, SLG: 0.431	K		P4		5-3			HR		4	1	1	1	0	1	0
Tito Fuentes, S (1, 4) OBP: 0.231, SLG: 0.231	K		F5			P6		5-3		4	0	0	0	0	1	0
Elias Sosa, R (8, 1)										0	0	0	0	0	0	0
Garry Maddox, R (1, 8) OBP: 0.338, SLG: 0.435	K		F8			K			P4	4	0	0	0	0	2	0
Steve Ontiveros, S (1, 5) OBP: 0.421, SLG: 0.429		F7		G3		4-3			K	4	0	0	0	0	1	0
Gary Matthews, R (1, 7) OBP: 0.336, SLG: 0.380		1B E 1B		WP 1B			4-3		6-3	4	1	2	0	0	0	0
Chris Speier, R (1, 6) OBP: 0.300, SLG: 0.275		E 1-3 1B		K			6-3			3	0	1	0	0	1	1
Dave Kingman, R (1, 3) OBP: 0.340, SLG: 0.483		E5 1-2 3-H		K 1-2			K			3	0	0	1	0	2	2
Ken Rudolph, R (1, 2) OBP: 0.338, SLG: 0.232		K			K			5-3		3	0	0	0	0	2	2
John D'Acquisto, R (1, 1) OBP: 0.222, SLG: 0.250		K			K			F5		1	0	0	0	0	1	2
Jim Willoughby, R (2, 1) OBP: 0.150, SLG: 0.200										0	0	0	0	0	0	0
Chris Arnold, R (5, PH) OBP: 0.348, SLG: 0.400										1	0	0	0	0	1	0
Charlie Williams, R (5, 1)										0	0	0	0	0	0	0
John Boccabella, R (8, PH) OBP: 0.231, SLG: 0.167										1	0	0	0	0	0	0
Mike Phillips, L (8, 4) OBP: 0.325, SLG: 0.338										0	0	0	0	0	0	0

Inning Stats	1	2	3	4	5	6	7	8	9
	R: 0 E: 0 K: 3 S: 9	H: 0 LOB: 0 BB: 0 P: 9	R: 1 E: 1 K: 2 S: 10	H: 2 LOB: 2 BB: 0 P: 10	R: 0 E: 0 K: 0 S: 3	H: 0 LOB: 0 BB: 0 P: 3	R: 0 E: 0 K: 2 S: 8	H: 1 LOB: 1 BB: 0 P: 8	R: 0 E: 0 K: 2 S: 7	H: 0 LOB: 0 BB: 0 P: 7	R: 0 E: 0 K: 1 S: 5	H: 0 LOB: 0 BB: 0 P: 5	R: 0 E: 0 K: 1 S: 5	H: 0 LOB: 0 BB: 0 P: 5	R: 1 E: 0 K: 0 S: 4	H: 1 LOB: 0 BB: 0 P: 4	R: 0 E: 0 K: 1 S: 5	H: 0 LOB: 0 BB: 0 P: 5

| | | | | | | | | | |

Batter	1	2	3	4	5	6	7	8	9	AB	R	H	RBI	BB	SO	LOB
Bud Harrelson, S (1, 6) OBP: 0.430, SLG: 0.305	BBBB 4-0 1B BB	BBBB 4-0 1B 1-2 BB			x 0-0 FC6-4 1B		x 0-0 ② P6			2	0	1	0	2	0	0
Felix Millan, R (1, 4) OBP: 0.419, SLG: 0.402	x 0-0 G4-6-3 1-2 1B	x 0-0 1-3 2-H 3-H 1B			x 0-0 ① FC6-4 G4-6-3 1-2f		x 0-0 1B			4	0	3	2	0	0	1
Cleon Jones, R (1, 7) OBP: 0.325, SLG: 0.321 Don Hahn, R (9, 8) OBP: 0.314, SLG: 0.323	SSS 0-3 ① K	x 0-0 ③ 1-3			x 0-0 ②③ G4-6-3 1-2f		x 0-0 ③ F8			4 0	0 0	0 0	0 0	0 0	1 0	6 0
Rusty Staub, L (1, 9) OBP: 0.336, SLG: 0.455	x 0-0 ②③ G4-6-3 1-2f		x 0-0 ① F8			x 0-0 1B 1B 1B		x 0-0 ① 3-4-1		4	1	1	0	0	0	2
John Milner, L (1, 3) OBP: 0.328, SLG: 0.429		SSS 0-3 ① K	x 0-0 ② 3-1			x 0-0 ① F8		x 0-0 ② 4-3		4	0	0	0	0	1	1
Dave Schneck, L (1, 8) OBP: 0.289, SLG: 0.410 (9, 7)		x 0-0 ② 4-3	x 0-0 ③ F7			x 0-0 ② F9		x 0-0 ③ 1-3		4	0	0	0	0	0	1
Ken Boswell, L (1, 5) OBP: 0.409, SLG: 0.350 Wayne Garrett, L (7, 5) OBP: 0.262, SLG: 0.394		BBBB 4-0 3B BB		x 0-0 ① 4-3		x 0-0 1B 1-2 1B				2 0	1 0	1 0	0 0	1 0	0 0	0 0
Jerry Grote, R (1, 2) OBP: 0.307, SLG: 0.418		x 0-0 1-H 1B 3B		x 0-0 ② 6-3		x 0-0 ③ 1-3 2-H 1B				3	1	2	2	0	0	0
Jon Matlack, L (1, 1) OBP: 0.154, SLG: 0.083		BBBB 4-0 BB 1B BB		x 0-0 ③ P6			SSS 0-3 ① K			2	1	0	0	1	1	0
Inning Stats	R: 0 H: 1 E: 0 LOB: 1 K: 1 BB: 1 S: 5 P: 9	R: 3 H: 2 E: 0 LOB: 2 K: 1 BB: 3 S: 7 P: 19	R: 0 H: 0 E: 0 LOB: 0 K: 0 BB: 0 S: 3 P: 3	R: 0 H: 0 E: 0 LOB: 0 K: 0 BB: 0 S: 3 P: 3	R: 0 H: 1 E: 0 LOB: 0 K: 0 BB: 0 S: 3 P: 3	R: 1 H: 3 E: 0 LOB: 2 K: 0 BB: 0 S: 5 P: 5	R: 0 H: 1 E: 0 LOB: 1 K: 1 BB: 0 S: 6 P: 6	R: 0 H: 0 E: 0 LOB: 0 K: 0 BB: 0 S: 3 P: 3		1B: 7 SF: 0 2B: 0 SAC: 0 3B: 1 DP: 2 HR: 0 HBP: 0				WP: 0 PA: 33 PB: 0 SB: 0 CS: 0		

PITCHER		IP	WLS	BF	H	R	ER	SO	BB	IBB	HBP	BLK	WP	HR	S	P	ERA	WHIP
John D'Acquisto, R ERA: 5.08	(1, 1)	1.2	L	11	3	3	3	2	4	0	0	0	0	0	11	27	16.20	4.200
Jim Willoughby, R ERA: 4.5	(2, 1)	2.1		7	0	0	0	0	0	0	0	0	0	0	7	7	0.00	0.000
Charlie Williams, R ERA: 2.42	(5, 1)	3.0		12	5	1	1	1	0	0	0	0	0	0	14	14	3.00	1.667
Elias Sosa, R ERA: 3.06	(8, 1)	1.0		3	0	0	0	0	0	0	0	0	0	0	3	3	0.00	0.000

PITCHER	IP	WLS	BF	H	R	ER	SO	BB	IBB	HBP	BLK	WP	HR	S	P	ERA	WHIP

BOTTOM

San Francisco Giants @ New York Mets

Shea Stadium, Flushing, NY

Wed May 08 1974, 7:05 PM EDT

Att. 13,421 - Unknown

livebaseballscorecards.com

AB	29
R	4
H	8
RBI	4
BB	4
SO	3
LOB	11

Batter	1	2	3	4	5	6	7	8	9	AB	R	H	RBI	BB	SO	LOB
Bud Harrelson, S (1, 6) OBP: 0.446, SLG: 0.318	BBBB 4-0 G1-6-3 BB	x 0-0 1-2 2-H 1B		BBBB 4-0 FC5-4-6 BB		x 0-0 WP BLK 1B		x 0-0 ① F2		3	0	2	1	2	0	2
Felix Millan, R (1, 4) OBP: 0.403, SLG: 0.385	x 0-0 ① F7	x 0-0 ③ L6		x 0-0 ② ③ FC5-4-6 1-2 2-3		x 0-0 ③ P4 1-3		x 0-0 ② F8		5	0	0	0	0	0	8
Cleon Jones, R (1, 7) OBP: 0.319, SLG: 0.309 Don Hahn, R (8, 8) OBP: 0.314, SLG: 0.323	x 0-0 ② ③ G1-6-3 1-2f		BBBB 4-0 CS BB		x 0-0 ① 1-6-3		x 0-0 ① 2-3	x 0-0 ③ 6-3		4 0	0 0	0 0	0 0	1 0	0 0	3 0
Rusty Staub, L (1, 9) OBP: 0.331, SLG: 0.440		BBBB 4-0 1B 1B BB	x 0-0 ① ② F9 1-2		x 0-0 ② 4-3		x 0-0 ② F9		x 0-0 ① 4-3	4	1	0	0	1	0	1
John Milner, L (1, 3) OBP: 0.331, SLG: 0.422		x 0-0 ① F9	SSS 0-3 ③ K		BBBB 4-0 1B BB		x 0-0 S HR 1B		SSS 0-3 ② K	4	1	1	0	1	2	1
Dave Schneck, L (1, 8) OBP: 0.307, SLG: 0.458 (8, 7)		x 0-0 BB 1-3 1B 1B		SSS 0-3 ① K	x 0-0 1-3 1B		x 0-0 1-H HR		x 0-0 ③ 6-3	5	2	3	2	0	1	0
Wayne Garrett, L (1, 5) OBP: 0.270, SLG: 0.385		BBBB 4-0 1B 1B 1-2 1B BB		BBBB 4-0 1B SH BB	x 0-0 ③ 6-3		x 0-0 ③ G3			2	2	0	0	2	0	2
Jerry Grote, R (1, 2) OBP: 0.329, SLG: 0.437		x 0-0 1B 1-2 2-H 3-H 1B		x 0-0 E 1-3 1B		x 0-0 ① F8		x 0-0 E FC1 1B		4	1	3	2	0	0	0
Jerry Koosman, R (1, 1) OBP: 0.150, SLG: 0.105 Bob Miller, R (9, 1) OBP: 0.333, SLG: 0.667		x 0-0 ② F8		x 0-0 SH FC5-4-6 1-H 3-H		SSS 0-3 ② K		x 0-0 FC1 1-3		3 0	0 0	0 0	1 0	0 0	1 0	3 0
Inning Stats	R: 0 E: 0 K: 0 S: 2 H: 0 LOB: 0 BB: 1 P: 6	R: 3 E: 0 K: 0 S: 6 H: 3 LOB: 2 BB: 2 P: 14	R: 0 E: 0 K: 1 S: 4 H: 0 LOB: 0 BB: 1 P: 8	R: 2 E: 1 K: 1 S: 6 H: 1 LOB: 1 BB: 2 P: 14	R: 0 E: 0 K: 0 S: 4 H: 1 LOB: 2 BB: 1 P: 8	R: 0 E: 0 K: 1 S: 6 H: 1 LOB: 1 BB: 0 P: 6	R: 2 E: 0 K: 0 S: 5 H: 2 LOB: 0 BB: 0 P: 5	R: 0 E: 1 K: 0 S: 5 H: 1 LOB: 2 BB: 0 P: 5	R: 0 E: 0 K: 1 S: 5 H: 0 LOB: 0 BB: 0 P: 5	1B: 8 2B: 1 3B: 0 HR: 1 SF: 0 SAC: 1 DP: 2 HBP: 0						

TOP

New York Mets @ Chicago Cubs

Wrigley Field, Chicago, IL

Fri May 10 1974, 3:33 AM CDT

Att. 4,385 - Sunny - 49 F

livebaseballscorecards.com

AB	34
R	7
H	9
RBI	6
BB	7
SO	4
LOB	20

WP: 1 PB: 0 SB: 1 CS: 1 PA: 42

PITCHER		IP	WLS	BF	H	R	ER	SO	BB	IBB	HBP	BLK	WP	HR	S	P	ERA	WHIP
Burt Hooton, R ERA: 6.55	(1, 1)	2.0	L	11	3	3	3	0	3	0	0	0	0	0	8	20	13.50	3.000
Jim Kremmel, L ERA: 7.62	(3, 1)	1.1		8	1	2	1	2	3	0	0	0	0	0	9	21	6.75	3.000
Jim Todd, R ERA: 4.05	(4, 1)	1.2		6	1	0	0	0	1	0	0	0	0	0	5	9	0.00	1.200
Ray Burris, R ERA: 5.5	(6, 1)	2.0		9	3	2	2	1	0	0	0	1	1	1	11	11	9.00	1.500
Horacio Pina, R ERA: 3.24	(8, 1)	1.0		5	1	0	0	0	0	0	0	0	0	0	5	5	0.00	1.000

PITCHER		IP	WLS	BF	H	R	ER	SO	BB	IBB	HBP	BLK	WP	HR	S	P	ERA	WHIP
Bill Bonham, R ERA: 4.32	(9, 1)	1.0		3	0	0	0	1	0	0	0	0	0	0	5	5	0.00	0.000

BOTTOM

New York Mets @ Chicago Cubs
Wrigley Field, Chicago, IL
Fri May 10 1974, 3:33 AM CDT
Att. 4,385 - Sunny - 49 F

livebaseballscorecards.com

Batter	1	2	3	4	5	6	7	8	9	AB	R	H	RBI	BB	SO	LOB
Vic Harris, S (1, 4) OBP: 0.276, SLG: 0.231	1B		K ①		BB		1-3 ③		E5 1B 1-2 2-H	4	0	1	0	1	1	2
Rick Monday, L (1, 8) OBP: 0.393, SLG: 0.444	F8 ①		2B		K ③			K ①	1B 1-3 2-H	5	0	2	1	0	2	2
Jerry Morales, R (1, 7) OBP: 0.305, SLG: 0.355 Chris Ward, L (9, PH) OBP: 0.381, SLG: 0.333	F2 ②		P3 ②			P5 ①		K ②	4-3 ③	4 1	0 0	0 0	0 0	0 0	1 0	2 2
Billy Williams, L (1, 3) OBP: 0.406, SLG: 0.529	F8 ③		4-3 ③			F8 ②		2B		4	0	1	0	0	0	2
Jose Cardenal, R (1, 9) OBP: 0.343, SLG: 0.429		F7 ①		6-3 ①		1B		F9 ③		4	0	1	0	0	0	1
Carmen Fanzone, R (1, 5) OBP: 0.318, SLG: 0.167		BB E		L6 ②		K ③			5-3 ①	3	0	0	0	1	1	1
George Mitterwald, R (1, 2) OBP: 0.309, SLG: 0.397		K ②		4-3 ③			G4-6-3 1B		F7 ②	4	0	1	0	0	1	1
Don Kessinger, S (1, 6) OBP: 0.321, SLG: 0.250		E6 1-2			6-3 ①		G4-6-3 ①② 1-2f		1B E 1B	4	1	1	0	0	0	2
Burt Hooton, R (1, 1) Jim Tyrone, R (2, PH) Jim Kremmel, L (3, 1) Jim Todd, L (4, 1) Matt Alexander, S (5, PH) Ray Burris, R (8, 1) Andre Thornton, R (7, PH) OBP: 0.333, SLG: 0.250 Horacio Pina, R (8, 1) Bill Bonham, R (9, 1) OBP: 0.143, SLG: 0.125 Dave Rosello, R (9, PH) OBP: 0.167, SLG: 0.188		K ③			K ②		1B		E 1-2 1B							

Inning Stats	1	2	3	4	5	6	7	8	9
	R: 0 E: 0 K: 0 S: 4	H: 1 LOB: 1 BB: 0 P: 4	R: 0 E: 1 K: 2 S: 8	H: 0 LOB: 2 BB: 1 P: 12	R: 0 E: 0 K: 1 S: 6	H: 1 LOB: 1 BB: 0 P: 6	R: 0 E: 0 K: 0 S: 3	H: 0 LOB: 0 BB: 0 P: 3	R: 0 E: 0 K: 2 S: 7	H: 0 LOB: 1 BB: 1 P: 11	R: 0 E: 0 K: 1 S: 6	H: 1 LOB: 1 BB: 0 P: 6	R: 0 E: 0 K: 0 S: 4	H: 2 LOB: 1 BB: 0 P: 4	R: 0 E: 0 K: 2 S: 8	H: 1 LOB: 1 BB: 0 P: 8	R: 2 E: 1 K: 0 S: 7	H: 3 LOB: 2 BB: 0 P: 7

	AB	37
	R	2
	H	9
	RBI	1
	BB	2
	SO	8
	LOB	17

	1B: 7	SF: 0	WP: 0	PA: 39
	2B: 2	SAC: 0	PB: 0	
	3B: 0	DP: 1	SB: 0	
	HR: 0	HBP: 0	CS: 0	

PITCHER		IP	WLS	BF	H	R	ER	SO	BB	IBB	HBP	BLK	WP	HR	S	P	ERA	WHIP
Jerry Koosman, L ERA: 2.03	(1, 1)	8.2	W	38	9	2	0	8	2	0	0	0	0	0	52	60	0.00	1.269
Bob Miller, R ERA: 4.2	(9, 1)	0.1		1	0	0	0	0	0	0	0	0	0	0	1	1	0.00	0.000

PITCHER	IP	WLS	BF	H	R	ER	SO	BB	IBB	HBP	BLK	WP	HR	S	P	ERA	WHIP

Batter	1	2	3	4	5	6	7	8	9	AB	R	H	RBI	BB	SO	LOB
Bud Harrelson, S (1, 6) OBP: 0.436, SLG: 0.303	6-3		F8		5-3 1-2	4-3			BB 6-3 E	4	0	0	0	1	0	4
Felix Millan, R (1, 4) OBP: 0.396, SLG: 0.377	1B 1B		G3		5-3		L1		FC4 1-2 3-H 6-3	5	0	1	1	0	0	3
Rusty Staub, L (1, 9) OBP: 0.333, SLG: 0.463	G6-4-3 1-3 1B			3-1	HR 2-H		F8		6-3 1-2 2-3	5	1	2	2	0	0	2
Cleon Jones, R (1, 7) OBP: 0.315, SLG: 0.330 Dave Schneck, L (9, 7) OBP: 0.307, SLG: 0.458	G6-4-3 1-2f			HR	F9		K		K	5 0	1 0	1 0	1 0	0 0	2 0	4 0
John Milner, L (1, 3) OBP: 0.321, SLG: 0.407		K		4-3		P4		4-3		4	0	0	0	0	1	0
Jerry Grote, R (1, 2) OBP: 0.325, SLG: 0.427		K		1B		F8		K		4	0	1	0	0	2	0
Wayne Garrett, L (1, 5) OBP: 0.278, SLG: 0.384		CS BB		K		1B 1B		K		3	1	1	0	1	2	1
Don Hahn, R (1, 8) OBP: 0.359, SLG: 0.457		CS 1-2	6-3	HR		1B 1-2			E4 SH1-4 E 1B	4	2	3	1	0	0	0
Craig Swan, R (1, 1) OBP: 0.625, SLG: 0.571 Ray Sadecki, L (7, 1) Harry Parker, R (8, 1)			1B	HR 5-3		1B 1-3 2-H			SH1-4 2-3	3 0 0	1 0 0	3 0 0	1 0 0	0 0 0	0 0 0	0 0 0
Inning Stats	R: 0 E: 0 K: 0 S: 4 H: 2 LOB: 1 BB: 0 P: 4	R: 0 E: 0 K: 2 S: 6 H: 0 LOB: 0 BB: 1 P: 10	R: 0 E: 0 K: 0 S: 4 H: 1 LOB: 1 BB: 0 P: 4	R: 1 E: 0 K: 1 S: 7 H: 2 LOB: 1 BB: 0 P: 7	R: 3 E: 0 K: 0 S: 6 H: 3 LOB: 0 BB: 0 P: 6	R: 1 E: 0 K: 0 S: 6 H: 3 LOB: 2 BB: 0 P: 6	R: 0 E: 0 K: 1 S: 5 H: 0 LOB: 0 BB: 0 P: 5	R: 0 E: 0 K: 2 S: 7 H: 0 LOB: 0 BB: 0 P: 7	R: 1 E: 2 K: 1 S: 7 H: 1 LOB: 2 BB: 1 P: 11	1B: 9 2B: 0 3B: 0 HR: 3 SF: 0 SAC: 1 DP: 1 HBP: 0						

PITCHER	IP	WLS	BF	H	R	ER	SO	BB	IBB	HBP	BLK	WP	HR	S	P	ERA	WHIP
Ken Frailing, L (1, 1) ERA: 2.77	5.2	L	27	11	5	5	3	1	0	0	0	0	3	32	36	7.94	2.118
Jim Todd, R (6, 1) ERA: 3.86	0.1		1	0	0	0	0	0	0	0	0	0	0	1	1	0.00	0.000
Horacio Pina, R (7, 1) ERA: 2.89	2.0		6	0	0	0	3	0	0	0	0	0	0	12	12	0.00	0.000
Bill Bonham, R (9, 1) ERA: 4.19	1.0		6	1	1	0	1	1	0	0	0	0	0	7	11	0.00	2.000

PITCHER	IP	WLS	BF	H	R	ER	SO	BB	IBB	HBP	BLK	WP	HR	S	P	ERA	WHIP

TOP

New York Mets @ Chicago Cubs

Wrigley Field, Chicago, IL

Sat May 11 1974, 3:33 AM CDT

Att. 9,481 - Overcast - 65 F

livebaseballscorecards.com

AB	37
R	6
H	12
RBI	6
BB	2
SO	7
LOB	14

PA: 41

WP: 0 PB: 0 SB: 0 CS: 1

New York Mets @ Chicago Cubs

Wrigley Field, Chicago, IL

Sat May 11 1974, 3:33 AM CDT

Att. 9,481 - Overcast - 65 F

livebaseballscorecards.com

BOTTOM

Batter	1	2	3	4	5	6	7	8	9	AB	R	H	RBI	BB	SO	LOB
Vic Harris, S (1, 4) OBP: 0.282, SLG: 0.242	F9 2B		BBBB E S BB		4-3		F8	K		4	0	1	0	1	1	0
Don Kessinger, S (1, 6) OBP: 0.326, SLG: 0.274	F9 2-3		P3 1-3		1B		F8	2B		5	0	2	0	0	0	2
Rick Monday, L (1, 8) OBP: 0.393, SLG: 0.437	5-3		BBBB BB		SSS K		1B 1B	F8		4	0	1	0	1	1	3
Billy Williams, L (1, 3) OBP: 0.405, SLG: 0.516	BBBB BB		F7		L4		1-3 1B		G3	4	0	1	0	1	0	3
Jose Cardenal, R (1, 9) OBP: 0.346, SLG: 0.421	F7			BBBB SH1-3 BB		P6	F9		1B 1B	4	0	1	0	1	0	4
Carmen Fanzone, R (1, 5) OBP: 0.346, SLG: 0.273		6-3		SH1-3 1-2		FC1-6-4 1B		1B SF8 2B	P6	4	1	2	0	0	0	1
Jerry Morales, R (1, 7) OBP: 0.309, SLG: 0.357		6-3		P4		FC1-6-4 1-2f 1B		HR 2-3 1B	1-2 1B	5	1	2	0	0	0	2
George Mitterwald, R (1, 2) OBP: 0.318, SLG: 0.400 Chris Ward, L (9, PH) OBP: 0.364, SLG: 0.316		F9		BBBB BB		1-2 1B		SF8 3-H	SSS K	2 1	0 0	1 0	1 0	1 0	0 1	0 2
Ken Frailing, L (1, 1) OBP: 0.231, SLG: 0.231 Jim Todd, L (6, 1) Gonzalo Marquez, L (6, PH) Horacio Pina, R (7, 1) Andre Thornton, R (8, PH) OBP: 0.400, SLG: 1.000 Bill Bonham, R (9, 1) OBP: 0.125, SLG: 0.125			G3	1-3		6-3		1-H HR		2 0 1 0 1 0	0 0 0 0 1 0	0 0 0 0 2 0	0 0 0 0 0 0	0 0 0 0 0 0	0 0 0 0 0 0	2 0 2 0 0 0
Inning Stats	R: 0 H: 1 E: 0 LOB: 2 K: 0 BB: 1 S: 4 P: 8	R: 0 H: 0 E: 0 LOB: 0 K: 0 BB: 0 S: 3 P: 3	R: 0 H: 0 E: 1 LOB: 2 K: 0 BB: 2 S: 3 P: 11	R: 0 H: 0 E: 0 LOB: 2 K: 0 BB: 2 S: 3 P: 11	R: 0 H: 1 E: 0 LOB: 1 K: 1 BB: 0 S: 6 P: 6	R: 0 H: 2 E: 0 LOB: 2 K: 0 BB: 0 S: 5 P: 5	R: 0 H: 2 E: 0 LOB: 2 K: 0 BB: 0 S: 5 P: 5	R: 3 H: 4 E: 0 LOB: 1 K: 1 BB: 0 S: 9 P: 9	R: 0 H: 2 E: 0 LOB: 2 K: 1 BB: 0 S: 7 P: 7	1B: 8 2B: 3 3B: 0 HR: 1	SF: 1 SAC: 1 DP: 0 HBP: 0			WP: 0 PB: 0 SB: 1 CS: 0	PA: 44		

	AB	37
	R	3
	H	12
	RBI	3
	BB	5
	SO	3
	LOB	21

PITCHER		IP	WLS	BF	H	R	ER	SO	BB	IBB	HBP	BLK	WP	HR	S	P	ERA	WHIP
Craig Swan, R ERA: 2.89	(1, 1)	6.0	W	27	4	0	0	1	5	0	0	0	0	0	24	44	0.00	1.500
Ray Sadecki, L ERA: 10.13	(7, 1)	1.1		9	5	3	3	0	0	0	0	0	0	1	9	9	20.25	3.750
Harry Parker, R ERA: 4.02	(8, 1)	1.2		8	3	0	0	2	0	0	0	0	0	0	12	12	0.00	1.800

PITCHER	IP	WLS	BF	H	R	ER	SO	BB	IBB	HBP	BLK	WP	HR	S	P	ERA	WHIP

Batter	1	2	3	4	5	6	7	8	9	AB	R	H	RBI	BB	SO	LOB
Bud Harrelson, S (1, 6) OBP: 0.433, SLG: 0.297	BBBB 4-0 1B SH1-3 4-3 BB		x 0-0 ①② F8-3 1-2		x 0-0 ② SH5-3 1-2 2-3		x 0-0 ③ F8			2	1	0	0	1	0	1
Felix Millan, R (1, 4) OBP: 0.387, SLG: 0.368	x 0-0 ① SH1-3 1-2		x 0-0 ③ 5-3		x 0-0 ③ G3			x 0-0 ① F9		3	0	0	0	0	0	2
Ed Kranepool, L (1, 7) OBP: 0.353, SLG: 0.313 Don Hahn, R (8, 8) OBP: 0.359, SLG: 0.457	x 0-0 4-3 2-3 1B			BBBB 4-0 FC3-6 BB		x 0-0 ① 3-1		x 0-0 HR 1B		3 0	1 0	2 0	0 0	1 0	0 0	0 0
Rusty Staub, L (1, 9) OBP: 0.338, SLG: 0.488	x 0-0 ② 4-3 1-2 3-H			x 0-0 ① FC3-6 1-2f		x 0-0 BB 1B		x 0-0 1-H HR		4	1	2	3	0	0	2
John Milner, L (1, 3) OBP: 0.311, SLG: 0.393	SSS 0-3 ③ K			x 0-0 ② F9		x 0-0 ② P6		x 0-0 ② G3		4	0	0	0	0	1	3
Dave Schneck, L (1, 8) OBP: 0.304, SLG: 0.442 (8, 7)		x 0-0 ① P4		SSS 0-3 ③ K		BBBB 4-0 1-2 BB		x 0-0 ③ F8		3	0	0	0	1	1	1
Wayne Garrett, L (1, 5) OBP: 0.269, SLG: 0.369		SSS 0-3 ② K			x 0-0 ① F7	x 0-0 ③ F7			x 0-0 ① 4-3	4	0	0	0	0	1	2
Jerry Grote, R (1, 2) OBP: 0.322, SLG: 0.418		x 0-0 ③ 6-3			x 0-0 E6 SH5-3 1B		x 0-0 ① G3		x 0-0 ② 1-3	4	0	1	0	0	0	0
Tom Seaver, R (1, 1) OBP: 0.263, SLG: 0.125			BBBB 4-0 F8-3 BB		BBBB 4-0 SH5-3 BB		x 0-0 ② F7		x 0-0 ③ G3	2	0	0	0	2	0	0
Inning Stats	R: 1 H: 1 E: 0 LOB: 1 K: 1 BB: 1 S: 6 P: 10	R: 0 H: 0 E: 0 LOB: 0 K: 1 BB: 0 S: 5 P: 5	R: 0 H: 0 E: 0 LOB: 0 K: 0 BB: 1 S: 2 P: 6	R: 0 H: 0 E: 0 LOB: 1 K: 1 BB: 1 S: 5 P: 9	R: 0 H: 1 E: 1 LOB: 2 K: 0 BB: 1 S: 4 P: 8	R: 0 H: 1 E: 0 LOB: 2 K: 0 BB: 1 S: 4 P: 8	R: 0 H: 0 E: 0 LOB: 0 K: 0 BB: 0 S: 3 P: 3	R: 2 H: 2 E: 0 LOB: 0 K: 0 BB: 0 S: 5 P: 5	R: 0 H: 0 E: 0 LOB: 0 K: 0 BB: 0 S: 3 P: 3	1B: 4 SF: 0 2B: 1 SAC: 2 3B: 0 DP: 1 HR: 1 HBP: 0						

PITCHER		IP	WLS	BF	H	R	ER	SO	BB	IBB	HBP	BLK	WP	HR	S	P	ERA	WHIP
Steve Stone, R ERA: 3.12	(1, 1)	8.0		33	5	3	3	3	5	0	0	0	0	1	34	54	3.38	1.250
Bill Bonham, R ERA: 4.08	(9, 1)	1.0	W	3	0	0	0	0	0	0	0	0	0	0	3	3	0.00	0.000

PITCHER	IP	WLS	BF	H	R	ER	SO	BB	IBB	HBP	BLK	WP	HR	S	P	ERA	WHIP

TOP

New York Mets @ Chicago Cubs

Wrigley Field, Chicago, IL

Sun May 12 1974, 3:33 AM CDT

Att. 9,581 - Cloudy - 50 F

livebaseballscorecards.com

AB	29
R	3
H	5
RBI	3
BB	5
SO	3
LOB	11

New York Mets @ Chicago Cubs

Wrigley Field, Chicago, IL

Sun May 12 1974, 3:33 AM CDT

Att. 9,581 - Cloudy - 50 F

BOTTOM

livebaseballscorecards.com

Batter	1	2	3	4	5	6	7	8	9	AB	R	H	RBI	BB	SO	LOB
Don Kessinger, S (1, 6) OBP: 0.323, SLG: 0.273	G1-6-3 HR BB 1B		K			6-3		K		4	1	1	0	0	2	0
Rick Monday, L (1, 8) OBP: 0.397, SLG: 0.429	G1-6-3 1-2 BB		K			BB		E6		2	0	0	0	2	1	0
Billy Williams, L (1, 3) OBP: 0.409, SLG: 0.505	G1-6-3 1-2f 2-3			S 1B BB		F8		IBB		2	1	0	0	2	0	3
Jose Cardenal, R (1, 9) OBP: 0.343, SLG: 0.444	HR 3-H			6-3 1-2		6-3		5-3		4	1	1	2	0	0	4
Chris Ward, L (1, 7) OBP: 0.400, SLG: 0.364	4-1			FC6-4 2-H 1B			1B		K	3	0	2	1	0	0	0
Jerry Morales, R (8, 7) OBP: 0.306, SLG: 0.354										1	0	0	0	0	1	0
Carmen Fanzone, R (1, 5) OBP: 0.367, SLG: 0.280		L6		FC6-4 CS 1-2f			1B		B B B B S 1B BB	3	0	1	0	1	0	1
Matt Alexander, S (9, PR)										0	1	0	0	0	0	0
George Mitterwald, R (1, 2) OBP: 0.315, SLG: 0.392		P6		CS 1-2	5-3		F8		1-H 1B	4	0	1	1	0	0	1
Dave Rosello, R (1, 4) OBP: 0.147, SLG: 0.125		K			F7		6-3			3	0	0	0	0	1	1
Steve Stone, R (1, 1) OBP: 0.125, SLG: 0.125			K		K			F8		2	0	0	0	0	2	0
Gonzalo Marquez, L (8, PH)										1	0	0	0	0	0	0
Bill Bonham, R (9, 1) OBP: 0.125, SLG: 0.125										0	0	0	0	0	0	0
Inning Stats	R: 2 E: 0 K: 0 S: 4 H: 2 LOB: 0 BB: 1 P: 8	R: 0 E: 0 K: 1 S: 5 H: 0 LOB: 0 BB: 0 P: 5	R: 0 E: 0 K: 3 S: 9 H: 0 LOB: 0 BB: 0 P: 9	R: 1 E: 0 K: 0 S: 3 H: 1 LOB: 0 BB: 1 P: 7	R: 0 E: 0 K: 1 S: 5 H: 0 LOB: 0 BB: 0 P: 5	R: 0 E: 0 K: 0 S: 3 H: 0 LOB: 1 BB: 1 P: 7	R: 0 E: 0 K: 0 S: 4 H: 2 LOB: 1 BB: 0 P: 4	R: 0 E: 1 K: 1 S: 6 H: 0 LOB: 2 BB: 1 P: 10	R: 1 E: 0 K: 1 S: 4 H: 1 LOB: 1 BB: 1 P: 8	1B: 5 2B: 0 3B: 0 HR: 1	SF: 0 SAC: 0 DP: 1 HBP: 0					

	AB	29
	R	4
	H	6
	RBI	4
	BB	5
	SO	7
	LOB	10

WP: 0 PB: 0 SB: 2 CS: 1 PA: 35

PITCHER		IP	WLS	BF	H	R	ER	SO	BB	IBB	HBP	BLK	WP	HR	S	P	ERA	WHIP
Tom Seaver, R ERA: 3.69	(1, 1)	8.1	L	34	6	4	4	7	4	1	0	0	0	1	43	63	4.32	1.200

PITCHER	IP	WLS	BF	H	R	ER	SO	BB	IBB	HBP	BLK	WP	HR	S	P	ERA	WHIP

Batter	1	2	3	4	5	6	7	8	9	AB	R	H	RBI	BB	SO	LOB
Bud Harrelson, S (1, 6) OBP: 0.432, SLG: 0.302	0-0 1B SF8 1B		0-0 ② F8		0-0 ② L6		0-0 1B 1B		0-0 ① P6	5	1	2	0	0	0	0
Ken Boswell, L (1, 4) OBP: 0.462, SLG: 0.417	0-0 1-3 1B		0-0 HR 1B		0-0 ③ F7		0-0 FC6-4 1-2 1B		0-0 BB 1B	4	1	3	0	0	0	0
Felix Millan, R (7, 4) OBP: 0.391, SLG: 0.373										1	0	1	0	0	0	0
Cleon Jones, R (1, 7) OBP: 0.310, SLG: 0.353	0-0 ① SF8 3-H		0-0 1-H HR			0-0 ① F9	0-0 ③ FC6-4 1-2f	SSS	0-3 ② K	4	1	1	3	0	1	3
Don Hahn, R (9, 8) OBP: 0.359, SLG: 0.457										0	0	0	0	0	0	0
Rusty Staub, L (1, 9) OBP: 0.340, SLG: 0.477	0-0 ② F7		0-0 ③ F8			0-0 ② G3		BBBB 4-0 WP BB BB	BBBB 1-2 BB	3	0	0	0	2	0	1
John Milner, L (1, 3) OBP: 0.314, SLG: 0.388	0-0 ③ 4-3			0-0 1B		0-0 ③ F8		BBBBB 4-0 WP 1-2 BB	0-0 ③ F8	4	0	1	0	1	0	3
Dave Schneck, L (1, 8) OBP: 0.302, SLG: 0.444 (9, 7)		0-0 ① P6		0-0 ① F8			0-0 HR 2B	SSS 0-3 ① K		4	1	1	0	0	1	3
Wayne Garrett, L (1, 5) OBP: 0.260, SLG: 0.355		0-0 ② F7		0-0 ② P5			0-0 ① F7	SSS 0-3 ② K		4	0	0	0	0	1	4
Jerry Grote, R (1, 2) OBP: 0.330, SLG: 0.451		0-0 ③ 4-3		0-0 ③ 1-3			0-0 2-H HR	4-0 FC5-4 1-2 2-3 IBB		3	1	1	2	1	0	1
Bob Apodaca, R (1, 1)			0-0 ① 6-3		0-0 ① F8		0-0 ② 3-1	0-0 ③ FC5-4 1-2f		2	0	0	0	0	0	0
Harry Parker, R (6, 1)										2	0	0	0	0	0	3

TOP

New York Mets @ St. Louis Cardinals
Busch Stadium, St. Louis, MO
Mon May 13 1974, 7:05 PM CDT
Att. 12,653 - Unknown

livebaseballscorecards.com

AB	36
R	5
H	10
RBI	5
BB	4
SO	3
LOB	18

Inning Stats	1	2	3	4	5	6	7	8	9
	R: 1 E: 0 K: 0 S: 5	R: 0 E: 0 K: 0 S: 3	R: 2 E: 0 K: 0 S: 5	R: 0 E: 0 K: 0 S: 4	R: 0 E: 0 K: 0 S: 3	R: 0 E: 0 K: 0 S: 3	R: 2 E: 0 K: 0 S: 7	R: 0 E: 0 K: 2 S: 7	R: 0 E: 0 K: 1 S: 6
	H: 2 LOB: 1 BB: 0 P: 5	H: 0 LOB: 0 BB: 0 P: 3	H: 2 LOB: 0 BB: 0 P: 5	H: 1 LOB: 1 BB: 0 P: 4	H: 0 LOB: 0 BB: 0 P: 3	H: 0 LOB: 0 BB: 0 P: 3	H: 4 LOB: 2 BB: 0 P: 7	H: 0 LOB: 3 BB: 3 P: 19	H: 1 LOB: 2 BB: 1 P: 10

| | | | | | | | | | |

New York Mets @ St. Louis Cardinals

Busch Stadium, St. Louis, MO

Mon May 13 1974, 7:05 PM CDT

Att. 12,653 - Unknown

livebaseballscorecards.com

BOTTOM

Batter	1	2	3	4	5	6	7	8	9	AB	R	H	RBI	BB	SO	LOB
Lou Brock, L (1, 7) OBP: 0.375, SLG: 0.409	S S S 0-3 ① K		x 0-0 ② 4-3		x 0-0 ② G3 2-3		x 0-0 ① 4-3 3-H		S S S 0-3 ③ K	5	0	0	1	0	2	1
Ted Sizemore, R (1, 4) OBP: 0.387, SLG: 0.375	x 0-0 ② 6-3		x 0-0 1B 1B		x 0-0 3-H 1B		x 0-0 ② 1-3			4	0	2	1	0	0	0
Reggie Smith, S (1, 9) OBP: 0.417, SLG: 0.592	x 0-0 FC4-6 1B		x 0-0 1-2 1B		x 0-0 ③ P4		x 0-0 ③ F9			4	0	2	0	0	0	1
Ted Simmons, S (1, 2) OBP: 0.318, SLG: 0.390	x 0-0 ③ FC4-6 1-2f		x 0-0 ③ F8			B B B B 4-0 WP 1B BB		x 0-0 FC4-6 1B		3	1	1	0	1	0	3
Bake McBride, L (1, 8) OBP: 0.337, SLG: 0.383		x 0-0 ① 4-3		x 0-0 ① 6-3		x 0-0 ① P6 1-3		x 0-0 ① FC4-6 FC4-6 1-2f		4	0	0	0	0	0	2
Tim McCarver, L (1, 3) OBP: 0.304, SLG: 0.222		x 0-0 ② F8		x 0-0 ② 4-3		B B B B 4-0 1B BB		x 0-0 ② FC4-6 FC5-4 1-2f		3	0	0	0	1	0	1
Ken Reitz, R (1, 5) OBP: 0.373, SLG: 0.458		x 0-0 1B		x 0-0 ③ 6-3		x 0-0 ② WP 1-3 3-H 1B		x 0-0 ③ FC5-4 1-2f		4	0	2	1	0	0	1
Luis Alvarado, R (1, 6) OBP: 0.118, SLG: 0.121 Luis Melendez, R (9, PH) OBP: 0.393, SLG: 0.538		x 0-0 ③ F8			x 0-0 G3 1B 2B	x 0-0 ③ 6-3 1-3			x 0-0 G5-4-3 1B	3 1	1 0	1 1	0 0	0 0	0 0	2 0
Bob Gibson, R (1, 1) Rich Folkers, L (7, 1) Jose Cruz, L (7, PH) OBP: 0.269, SLG: 0.435 Pete Richert, L (8, 1) Al Hrabosky, R (8, 1) Jim Hickman, R (9, PH) OBP: 0.320, SLG: 0.522			S S S 0-3 ① K		x 0-0 ① 5-3		x 0-0 4-3 3B		x 0-0 ① ② G5-4-3 1-2f	2 0 1 0 0 1	0 0 1 0 0 0	0 0 1 0 0 0	0 0 0 0 0 0	1 0 0 0 0 0	1 0 0 0 0 1	1 0 0 0 0 1
Inning Stats	R: 0 E: 0 K: 1 S: 6 H: 1 LOB: 1 BB: 0 P: 6	R: 0 E: 0 K: 0 S: 4 H: 1 LOB: 1 BB: 0 P: 4	R: 0 E: 0 K: 1 S: 7 H: 2 LOB: 2 BB: 0 P: 7	R: 0 E: 0 K: 0 S: 3 H: 0 LOB: 0 BB: 0 P: 3	R: 1 E: 0 K: 0 S: 5 H: 2 LOB: 1 BB: 0 P: 5	R: 1 E: 0 K: 0 S: 3 H: 1 LOB: 1 BB: 2 P: 11	R: 1 E: 0 K: 0 S: 4 H: 1 LOB: 0 BB: 0 P: 4	R: 0 E: 0 K: 0 S: 4 H: 1 LOB: 1 BB: 0 P: 4	R: 0 E: 0 K: 1 S: 5 H: 1 LOB: 0 BB: 0 P: 5	1B: 8 2B: 1 3B: 1 HR: 0	SF: 0 SAC: 0 DP: 1 HBP: 0			WP: 3 PB: 0 SB: 0 CS: 0		PA: 37	

	AB	35
	R	3
	H	10
	RBI	3
	BB	2
	SO	3
	LOB	13

PITCHER		IP	WLS	BF	H	R	ER	SO	BB	IBB	HBP	BLK	WP	HR	S	P	ERA	WHIP
Bob Apodaca, R ERA: 6.32	(1, 1)	5.0	W	22	6	2	2	2	1	0	0	0	0	0	25	29	3.60	1.400
Harry Parker, R ERA: 3.66	(6, 1)	4.0	S	15	4	1	1	1	1	0	0	0	2	0	16	20	2.25	1.250

PITCHER	IP	WLS	BF	H	R	ER	SO	BB	IBB	HBP	BLK	WP	HR	S	P	ERA	WHIP

Batter	1	2	3	4	5	6	7	8	9	AB	R	H	RBI	BB	SO	LOB
Bud Harrelson, S (1, 6) OBP: 0.434, SLG: 0.303	L5-3 1B			K		K		1B BB		3	0	1	0	1	2	0
Ted Martinez, R (8, 6) OBP: 0.250, SLG: 0.455										0	0	0	0	0	0	0
Felix Millan, R (1, 4) OBP: 0.387, SLG: 0.369	L5-3 1-2			F8		6-3		1-2 2-3 1B		4	0	1	0	0	0	1
Cleon Jones, R (1, 7) OBP: 0.308, SLG: 0.350	K			1B			F9	F9		4	0	1	0	0	1	3
George Theodore, R (8, 7)										0	0	0	0	0	0	0
Rusty Staub, L (1, 9) OBP: 0.331, SLG: 0.462		4-3		F7			F7		P5	4	0	0	0	0	0	1
John Milner, L (1, 3) OBP: 0.319, SLG: 0.411		K			1-3			BB	HR	3	1	1	1	1	1	0
Dave Schneck, L (1, 8) OBP: 0.290, SLG: 0.426		K			K		F6		6-3	4	0	0	0	0	2	1
Wayne Garrett, L (1, 5) OBP: 0.268, SLG: 0.355			6-3		BB			F8	1B	3	0	1	0	1	0	0
Jerry Grote, R (1, 2) OBP: 0.319, SLG: 0.435			F3		K			E6 1B PB	1-2 1B	3	0	0	0	0	1	1
Ron Hodges, L (8, 2) OBP: 0.281, SLG: 0.419										1	0	1	0	0	0	0
Jerry Koosman, R (1, 1) OBP: 0.136, SLG: 0.095			K			K		F8 1-2	L3	2	0	0	0	0	2	0
Bob Miller, R (7, 1) OBP: 0.333, SLG: 0.667										0	0	0	0	0	0	0
Ken Boswell, L (8, PH) OBP: 0.444, SLG: 0.400										1	0	0	0	0	0	1
Tug McGraw, R (8, 1)										0	0	0	0	0	0	0
Ray Sadecki, L (8, 1)										0	0	0	0	0	0	0
Ed Kranepool, L (9, PH) OBP: 0.333, SLG: 0.294										1	0	0	0	0	0	2
Inning Stats	R: 0 E: 0 K: 1 S: 5 H: 1 LOB: 0 BB: 0 P: 5	R: 0 E: 0 K: 2 S: 7 H: 0 LOB: 0 BB: 0 P: 7	R: 0 E: 0 K: 1 S: 5 H: 0 LOB: 0 BB: 0 P: 5	R: 0 E: 0 K: 1 S: 6 H: 1 LOB: 1 BB: 0 P: 6	R: 0 E: 0 K: 2 S: 7 H: 0 LOB: 1 BB: 1 P: 11	R: 0 E: 0 K: 2 S: 7 H: 0 LOB: 0 BB: 0 P: 7	R: 0 E: 0 K: 0 S: 3 H: 0 LOB: 1 BB: 1 P: 7	R: 0 E: 1 K: 0 S: 5 H: 1 LOB: 3 BB: 1 P: 9	R: 1 E: 0 K: 0 S: 6 H: 3 LOB: 2 BB: 0 P: 6	1B: 5 2B: 1 3B: 0 HR: 1 SF: 0 SAC: 0 DP: 1 HBP: 0	WP: 0 PB: 1 SB: 0 CS: 0 PA: 36					

PITCHER	IP	WLS	BF	H	R	ER	SO	BB	IBB	HBP	BLK	WP	HR	S	P	ERA	WHIP
Lynn McGlothen, R (1, 1) ERA: 3.09	9.0	W	36	6	1	1	9	3	0	0	0	0	1	51	63	1.00	1.000

PITCHER	IP	WLS	BF	H	R	ER	SO	BB	IBB	HBP	BLK	WP	HR	S	P	ERA	WHIP

TOP

New York Mets @ St. Louis Cardinals

Busch Stadium, St. Louis, MO

Wed May 15 1974, 7:05 PM CDT

Att. 12,096 - Unknown

livebaseballscorecards.com

AB	33
R	1
H	6
RBI	1
BB	3
SO	9
LOB	10

BOTTOM

Batter	1	2	3	4	5	6	7	8	9	AB	R	H	RBI	BB	SO	LOB
Lou Brock, L (1, 7) OBP: 0.372, SLG: 0.404	S 1B 1B	6-3			1-3	1-3	1-3	1-H HR 3B		4	1	1	0	0	0	1
Jose Cruz, L (8, 7) OBP: 0.296, SLG: 0.542										1	1	1	1	0	0	0
Ted Sizemore, R (1, 4) OBP: 0.398, SLG: 0.383	BBBB 1-2 1B BB		SSS K			HR 1B	3B 1B	3-H HR		3	1	2	0	1	1	0
Tom Heintzelman, R (7, PR) (8, 4) OBP: 0.667, SLG: 1.400			BBBB G6-3 BB							1	2	1	2	0	0	0
Reggie Smith, S (1, 9) OBP: 0.424, SLG: 0.628	F7					L7	1-H HR 3B			4	2	2	2	1	0	3
Bake McBride, L (9, 8) OBP: 0.337, SLG: 0.383										0	0	0	0	0	0	0
Ted Simmons, S (1, 2) OBP: 0.321, SLG: 0.439	F8		G6-3 1-2f			1-H HR	3-H HR	P5		5	2	2	4	0	0	3
Jim Hickman, R (1, 3) OBP: 0.357, SLG: 0.538	1-2 2-H FC6-4 1B			P5		1B	FC6-4 1B			3	0	2	1	0	0	0
Joe Torre, R (7, 3) OBP: 0.342, SLG: 0.386										1	0	1	0	0	0	0
Luis Melendez, R (1, 8) (9, 9) OBP: 0.375, SLG: 0.500	FC6-4 1-2f			6-3		1-2 1B	FC6-4 1-2f			4	0	1	0	0	0	3
Ken Reitz, R (1, 5) OBP: 0.369, SLG: 0.452		5-3 1B		F5		F8		G6-4-3 1B		4	0	1	0	0	0	2
Mike Tyson, R (1, 6) OBP: 0.247, SLG: 0.236		1B			F3	6-3		G6-4-3 1-2f		4	0	1	0	0	0	3
Lynn McGlothen, L (1, 1) OBP: 0.333, SLG: 0.389		SSS K			SSS K		SSS K 1B	3B 1B		4	1	1	0	0	3	1
Inning Stats	R: 1 E: 0 K: 0 S: 5 H: 2 LOB: 2 BB: 1 P: 9	R: 0 E: 0 K: 1 S: 6 H: 1 LOB: 1 BB: 0 P: 6	R: 0 E: 0 K: 1 S: 4 H: 0 LOB: 0 BB: 1 P: 8	R: 0 E: 0 K: 0 S: 3 H: 0 LOB: 0 BB: 0 P: 3	R: 0 E: 0 K: 1 S: 5 H: 0 LOB: 0 BB: 0 P: 5	R: 2 E: 0 K: 0 S: 7 H: 4 LOB: 2 BB: 0 P: 7	R: 3 E: 0 K: 1 S: 9 H: 4 LOB: 1 BB: 0 P: 9	R: 4 E: 0 K: 0 S: 7 H: 5 LOB: 0 BB: 0 P: 7		1B: 10 2B: 0 3B: 2 HR: 4	SF: 0 SAC: 0 DP: 2 HBP: 0						

PITCHER		IP	WLS	BF	H	R	ER	SO	BB	IBB	HBP	BLK	WP	HR	S	P	ERA	WHIP
Jerry Koosman, L (1, 1) ERA: 2.66		6.2	L	32	11	6	6	4	2	0	0	0	0	2	38	46	8.10	1.950
Bob Miller, R (7, 1) ERA: 4.11		0.1		1	0	0	0	0	0	0	0	0	0	0	1	1	0.00	0.000
Tug McGraw, L (8, 1) ERA: 9.0		0.2		5	4	3	3	0	0	0	0	0	0	1	5	5	40.50	6.000
Ray Sadecki, L ERA: 10.64	(8, 1)	0.1		2	1	1	1	0	0	0	0	0	0	1	2	2	27.00	3.000

PITCHER	IP	WLS	BF	H	R	ER	SO	BB	IBB	HBP	BLK	WP	HR	S	P	ERA	WHIP

New York Mets @ St. Louis Cardinals

Busch Stadium, St. Louis, MO

Wed May 15 1974, 7:05 PM CDT

Att. 12,096 - Unknown

livebaseballscorecards.com

AB	38
R	10
H	16
RBI	10
BB	2
SO	4
LOB	16

1B: 10 SF: 0
2B: 0 SAC: 0
3B: 2 DP: 2
HR: 4 HBP: 0

WP: 0 PA: 40
PB: 0
SB: 1
CS: 0

Batter	1	2	3	4	5	6	7	8	9	AB	R	H	RBI	BB	SO	LOB
Bud Harrelson, S (1, 6) OBP: 0.440, SLG: 0.320	F8	BBB FC4-6 BB			1B 1B 1B	2B			F7	4	1	2	0	1	0	0
Felix Millan, R (1, 4) OBP: 0.388, SLG: 0.366	6-3	FC4-6 1-2f			1B 1-2 2B 1B	F8			BBBB G3 BB	4	1	1	0	1	0	2
Rusty Staub, L (1, 9) OBP: 0.333, SLG: 0.460	BB 1B		4-3		2B 1-3 2-H 2B 1B	P5			G3 1-2	5	1	2	1	0	0	2
Cleon Jones, R (1, 7) OBP: 0.312, SLG: 0.354 Dave Schneck, L (9, 7) OBP: 0.290, SLG: 0.426	BBBB 1-2 BB		F9		1-3 3-H 2B		6-3		F8	4 0	1 0	1 0	1 0	1 0	0 0	1 0
John Milner, L (1, 3) OBP: 0.318, SLG: 0.402	SSS K		F9		2B G1-5-2-5 IBB		P6			3	0	0	0	1	1	2
Jerry Grote, R (1, 2) OBP: 0.316, SLG: 0.420		BBBB HR BB		SSS K	F9		P6			3	1	0	0	1	1	3
Ted Martinez, R (1, 5) OBP: 0.267, SLG: 0.500 Wayne Garrett, L (7, 5) OBP: 0.266, SLG: 0.351		F9		P6	1-3 2-H 3-H 2B			F8		3 1	0 0	1 0	2 0	0 0	0 0	1 0
Don Hahn, R (1, 8) OBP: 0.372, SLG: 0.526		1-H HR		BBBB BB	G1-5-2-5 3-Hf			SSS K		3	1	1	2	1	1	2
George Stone, L (1, 1) OBP: 0.067, SLG: 0.067 Harry Parker, R (7, 1)		4-3		3-1		SSS K		F3		3 1	0 0	0 0	0 0	0 0	1 0	1 0

TOP

New York Mets @ St. Louis Cardinals

Busch Stadium, St. Louis, MO

Thu May 16 1974, 3:33 AM CDT

Att. 14,307 - Unknown

livebaseballscorecards.com

AB	34
R	6
H	8
RBI	6
BB	6
SO	4
LOB	14

Inning Stats	1	2	3	4	5	6	7	8	9
	R: 0 E: 0 K: 1 S: 6	H: 1 LOB: 2 BB: 1 P: 10	R: 2 E: 0 K: 0 S: 4	H: 1 LOB: 1 BB: 2 P: 12	R: 0 E: 0 K: 0 S: 3	H: 0 LOB: 0 BB: 0 P: 3	R: 0 E: 0 K: 1 S: 5	H: 0 LOB: 1 BB: 1 P: 9	R: 4 E: 0 K: 0 S: 7	H: 5 LOB: 1 BB: 1 P: 11	R: 0 E: 0 K: 1 S: 6	H: 1 LOB: 1 BB: 0 P: 6	R: 0 E: 0 K: 0 S: 3	H: 0 LOB: 0 BB: 0 P: 3	R: 0 E: 0 K: 1 S: 5	H: 0 LOB: 0 BB: 0 P: 5	R: 0 E: 0 K: 0 S: 3	H: 0 LOB: 1 BB: 1 P: 7

1B: 4	SF: 0	WP: 0	PA: 40
2B: 4	SAC: 0	PB: 0	
3B: 0	DP: 1	SB: 0	
HR: 1	HBP: 0	CS: 0	

PITCHER	IP	WLS	BF	H	R	ER	SO	BB	IBB	HBP	BLK	WP	HR	S	P	ERA	WHIP
John Curtis, L (1, 1) ERA: 5.28	4.0	L	22	6	6	6	2	4	0	0	0	0	1	22	38	13.50	2.500
Mike Thompson, R (5, 1) ERA: 5.11	1.0		4	1	0	0	0	0	1	0	0	0	0	3	7	0.00	1.000
Rich Folkers, L (6, 1) ERA: 2.19	2.0		7	1	0	0	1	0	0	0	0	0	0	9	9	0.00	0.500
Mike Garman, R (8, 1) ERA: 1.45	2.0		7	0	0	0	1	1	0	0	0	0	0	8	12	0.00	0.500

PITCHER	IP	WLS	BF	H	R	ER	SO	BB	IBB	HBP	BLK	WP	HR	S	P	ERA	WHIP

New York Mets @ St. Louis Cardinals

Busch Stadium, St. Louis, MO

Thu May 16 1974, 3:33 AM CDT

Att. 14,307 - Unknown

livebaseballscorecards.com

BOTTOM

Batter	1	2	3	4	5	6	7	8	9	AB	R	H	RBI	BB	SO	LOB
Lou Brock, L (1, 7) OBP: 0.368, SLG: 0.400	4-3 3-H		1B			G3	1-3 1-2 3-H			4	0	1	1	0	0	1
Ted Sizemore, R (1, 4) OBP: 0.402, SLG: 0.396	1B 1B 1B		F7			1B 2B	6-3			4	2	2	0	0	0	1
Reggie Smith, S (1, 9) OBP: 0.426, SLG: 0.624	1B 1B 1-2 1B		F8			5-3 2-H 1B		4-3		4	1	2	1	0	0	0
Ted Simmons, S (1, 2) OBP: 0.319, SLG: 0.433	1-3 2-H 1B			6-3		5-3 1-2		F8		4	0	1	1	0	0	1
Joe Torre, R (1, 3) OBP: 0.347, SLG: 0.385	FC5-4 3-H 1B			6-3		B B B B 4-0 FC6-4 BB		5-3		3	0	1	1	1	0	0
Luis Melendez, R (1, 8) OBP: 0.343, SLG: 0.455 Tim McCarver, L (9, PH) OBP: 0.333, SLG: 0.222	FC5-4 1-2f			F8		FC6-4 1-2f			B B B B 4-0 L3 BB	3 0	0 0	0 0	0 0	0 1	0 0	3 0
Ken Reitz, R (1, 5) OBP: 0.366, SLG: 0.445		G1-6-3 1B			6-3		6-3		L3 1-2	4	0	1	0	0	0	1
Mike Tyson, R (1, 6) OBP: 0.250, SLG: 0.250 Bake McBride, L (9, PH) OBP: 0.343, SLG: 0.383		G1-6-3 1-2f			F9		1B 1-3 2B		B B B B 4-0 BB	3 0	1 0	1 0	0 0	0 1	0 0	1 0
John Curtis, L (1, 1) OBP: 0.125, SLG: 0.067 Mike Thompson, R (5, 1) Tom Heintzelman, R (5, PH) OBP: 0.571, SLG: 1.167 Rich Folkers, L (6, 1) Jim Hickman, R (7, PH) OBP: 0.379, SLG: 0.556 Mike Garman, R (8, 1) Jose Cruz, L (9, PH) OBP: 0.286, SLG: 0.520		K			6-3		1-3 2-3 1B		5-3	1 0 0 1 0 1 0 1	0 0 0 0 0 0 0 0	0 0 0 0 1 0 0 1	0 0 0 0 0 0 0 0	1 0 0 0 0 0 0 0	0 0 0 0 0 0 0 0	0 0 0 0 0 0 0 1
Inning Stats	R: 2 E: 0 K: 0 S: 6 H: 4 LOB: 1 BB: 0 P: 6		R: 0 E: 0 K: 1 S: 5 H: 1 LOB: 0 BB: 0 P: 5	R: 0 E: 0 K: 0 S: 3 H: 1 LOB: 0 BB: 0 P: 3	R: 0 E: 0 K: 0 S: 3 H: 0 LOB: 0 BB: 0 P: 3	R: 0 E: 0 K: 0 S: 3 H: 0 LOB: 0 BB: 0 P: 3	R: 1 E: 0 K: 0 S: 5 H: 2 LOB: 2 BB: 1 P: 9	R: 1 E: 0 K: 0 S: 5 H: 2 LOB: 1 BB: 0 P: 5	R: 0 E: 0 K: 0 S: 3 H: 0 LOB: 0 BB: 0 P: 3	R: 0 E: 0 K: 0 S: 2 H: 0 LOB: 1 BB: 2 P: 10	1B: 8 2B: 3 3B: 0 HR: 0 SF: 0 SAC: 0 DP: 2 HBP: 0						

	AB	33
	R	4
	H	10
	RBI	4
	BB	3
	SO	1
	LOB	9

WP: 0 PB: 0 SB: 0 CS: 0 PA: 36

PITCHER		IP	WLS	BF	H	R	ER	SO	BB	IBB	HBP	BLK	WP	HR	S	P	ERA	WHIP
George Stone, L ERA: 4.19	(1, 1)	6.1	W	26	9	4	4	1	1	0	0	0	0	0	27	31	5.68	1.579
Harry Parker, R ERA: 3.22	(7, 1)	2.2		10	1	0	0	0	2	0	0	0	0	0	8	16	0.00	1.125

PITCHER	IP	WLS	BF	H	R	ER	SO	BB	IBB	HBP	BLK	WP	HR	S	P	ERA	WHIP

Batter	1	2	3	4	5	6	7	8	9	AB	R	H	RBI	BB	SO	LOB
Ron Hunt, R (1, 5) OBP: 0.369, SLG: 0.230	4-3		1B			F8		F8		4	0	1	0	0	0	1
Larry Lintz, S (1, 6) OBP: 0.233, SLG: 0.345	K		K			P6		K		3	0	0	0	0	2	1
Jim Lyttle, L (8, PH) OBP: 0.250, SLG: 0.167										1	0	0	0	0	1	1
Pepe Frias, R (8, 6) OBP: 0.200, SLG: 0.400										0	0	0	0	0	0	0
Willie Davis, L (1, 8) OBP: 0.322, SLG: 0.351	G3			1B		P6			K	4	0	1	0	0	1	0
Ken Singleton, S (1, 9) OBP: 0.441, SLG: 0.391		1B		K			5-3		F7	4	0	1	0	0	1	1
Ron Fairly, L (1, 3) OBP: 0.338, SLG: 0.500		F8		K			1B		F7	4	0	1	0	0	1	2
Bob Bailey, R (1, 7) OBP: 0.395, SLG: 0.391		K		5-3			K			3	0	0	0	0	2	3
Jim Cox, R (1, 4) OBP: 0.260, SLG: 0.266		K	5-3				P6			3	0	0	0	0	1	2
Barry Foote, R (1, 2) OBP: 0.294, SLG: 0.362			K	K				2B		3	0	1	0	0	2	0
Balor Moore, L (1, 1)			L5	K				K		1	0	0	0	0	0	0
Chuck Taylor, R (3, 1) OBP: 0.333, SLG: 0.667										0	0	0	0	0	0	0
Boots Day, L (5, PH) OBP: 0.125, SLG: 0.125										1	0	0	0	0	1	0
Donald DeMola, R (5, 1)										0	0	0	0	0	0	0
Mike Jorgensen, L (8, PH) OBP: 0.333, SLG: 0.167										1	0	0	0	0	1	1
John Montague, R (8, 1)										0	0	0	0	0	0	0
Inning Stats	R: 0 E: 0 K: 1 S: 5 H: 0 LOB: 0 BB: 0 P: 5	R: 0 E: 0 K: 2 S: 8 H: 1 LOB: 1 BB: 0 P: 8	R: 0 E: 0 K: 2 S: 8 H: 1 LOB: 1 BB: 0 P: 8	R: 0 E: 0 K: 2 S: 8 H: 1 LOB: 1 BB: 0 P: 8	R: 0 E: 0 K: 2 S: 7 H: 0 LOB: 0 BB: 0 P: 7	R: 0 E: 0 K: 0 S: 3 H: 0 LOB: 0 BB: 0 P: 3	R: 0 E: 0 K: 1 S: 6 H: 1 LOB: 1 BB: 0 P: 6	R: 0 E: 0 K: 2 S: 8 H: 1 LOB: 1 BB: 0 P: 8	R: 0 E: 0 K: 1 S: 5 H: 0 LOB: 0 BB: 0 P: 5	1B: 4 2B: 1 3B: 0 HR: 0	SF: 0 SAC: 0 DP: 0 HBP: 0					

PITCHER	IP	WLS	BF	H	R	ER	SO	BB	IBB	HBP	BLK	WP	HR	S	P	ERA	WHIP
Tom Seaver, R (1, 1) ERA: 3.24	9.0	W	32	5	0	0	13	0	0	0	0	0	0	58	58	0.00	0.556

PITCHER	IP	WLS	BF	H	R	ER	SO	BB	IBB	HBP	BLK	WP	HR	S	P	ERA	WHIP

Montreal Expos @ New York Mets

Shea Stadium, Flushing, NY

Fri May 17 1974, 7:05 PM EDT

Att. 23,200 - Unknown

TOP

livebaseballscorecards.com

AB	32
R	0
H	5
RBI	0
BB	0
SO	13
LOB	12

WP: 0 PA: 32
PB: 0
SB: 0
CS: 0

Montreal Expos @ New York Mets

Shea Stadium, Flushing, NY

Fri May 17 1974, 7:05 PM EDT

Att. 23,200 - Unknown

BOTTOM

Batter	1	2	3	4	5	6	7	8	9	AB	R	H	RBI	BB	SO	LOB
Bud Harrelson, S (1, 6) OBP: 0.431, SLG: 0.311	K	F7		K			SH1-4			3	0	0	0	0	2	2
Felix Millan, R (1, 4) OBP: 0.384, SLG: 0.358	F8		HR BB		F8		F9			3	1	0	0	1	0	1
Rusty Staub, L (1, 9) OBP: 0.338, SLG: 0.479	BB BB		1-H HR		G3		K			3	1	1	2	1	1	1
Cleon Jones, R (1, 7) OBP: 0.324, SLG: 0.369 Dave Schneck, L (9, 7) OBP: 0.290, SLG: 0.426	FC6-4 1-2 BB		SH3 SF7 2B		P4			SH 1B 1B		3 0	2 0	2 0	0 0	1 0	0 0	0 0
George Theodore, R (1, 3) OBP: 0.111, SLG: 0.111	FC6-4 1-2f		SH3 2-3			K		SH 1-2 1B		3	1	1	0	0	1	2
Jerry Grote, R (1, 2) OBP: 0.317, SLG: 0.422		BB 1B	SF7 3-H			5-3		SH F8 CS 1-2 2-3 1B		2	0	1	1	0	0	0
Ted Martinez, R (1, 5) OBP: 0.368, SLG: 0.529		BB 1-2	4-3			S 1B		F8 1-2 2-H 3-H 1B		3	0	2	2	1	0	0
Don Hahn, R (1, 8) OBP: 0.340, SLG: 0.476		K		F9		6-3 1-2		F8 1-2 2-3		4	0	0	0	0	1	5
Tom Seaver, R (1, 1) OBP: 0.261, SLG: 0.105		K		5-3			SH1-4 BB	6-3 3-H		3	0	0	0	1	1	4
Inning Stats	R: 0 E: 0 K: 1 S: 5 H: 0 LOB: 2 BB: 2 P: 13	R: 0 E: 0 K: 2 S: 8 H: 1 LOB: 2 BB: 1 P: 12	R: 3 E: 0 K: 0 S: 5 H: 2 LOB: 0 BB: 1 P: 9	R: 0 E: 0 K: 1 S: 5 H: 0 LOB: 0 BB: 0 P: 5	R: 0 E: 0 K: 0 S: 3 H: 0 LOB: 0 BB: 0 P: 3	R: 0 E: 0 K: 1 S: 6 H: 1 LOB: 1 BB: 0 P: 6	R: 0 E: 0 K: 1 S: 5 H: 0 LOB: 1 BB: 1 P: 9	R: 2 E: 0 K: 0 S: 6 H: 3 LOB: 1 BB: 0 P: 6		1B: 5 2B: 1 3B: 0 HR: 1	SF: 1 SAC: 3 DP: 0 HBP: 0			WP: 0 PB: 0 SB: 1 CS: 1	PA: 36		

livebaseballscorecards.com

AB	27
R	5
H	7
RBI	5
BB	5
SO	6
LOB	15

PITCHER		IP	WLS	BF	H	R	ER	SO	BB	IBB	HBP	BLK	WP	HR	S	P	ERA	WHIP
Balor Moore, L ERA: 4.7	(1, 1)	2.0	L	13	3	3	3	3	4	0	0	0	0	1	15	31	13.50	3.500
Chuck Taylor, R ERA: 1.93	(3, 1)	2.0		6	0	0	0	1	0	0	0	0	0	0	8	8	0.00	0.000
Donald DeMola, R ERA: 3.98	(5, 1)	3.0		11	1	0	0	2	1	0	0	0	0	0	14	18	0.00	0.667
John Montague, R ERA: 2.76	(8, 1)	1.0		6	3	2	2	0	0	0	0	0	0	0	6	6	18.00	3.000

PITCHER	IP	WLS	BF	H	R	ER	SO	BB	IBB	HBP	BLK	WP	HR	S	P	ERA	WHIP

Batter	1	2	3	4	5	6	7	8	9	AB	R	H	RBI	BB	SO	LOB
Ron Hunt, R (1, 5) OBP: 0.365, SLG: 0.223	H 1-0 SH1-4 HBP		x 0-0 ② F7		x 0-0 ② 5-3 1-2			x 0-0 ① 6-3		3	0	0	0	0	0	1
Larry Lintz, S (1, 6) OBP: 0.212, SLG: 0.313	x 0-0 ① SH1-4 1-2		x 0-0 E6 E 1B		x 0-0 ③ 4-3			x 0-0 ② L7		3	0	0	0	0	0	1
Bob Bailey, R (1, 7) OBP: 0.407, SLG: 0.394	S S S 0-3 ② K		x 0-0 E8 1-3 1B			B B B B 4-0 BB		B B B B 4-0 2B BB		2	0	1	0	2	1	1
Hal Breeden, R (1, 3) OBP: 0.347, SLG: 0.409	x 0-0 ③ P6		S S S 0-3 ③ K			x 0-0 ① F9		x 0-0 1-3 2B		4	0	1	0	0	1	4
Ken Singleton, S (1, 9) OBP: 0.426, SLG: 0.375		S S S 0-3 ① K		S S S 0-3 ① K		x 0-0 ② F8		x 0-0 ③ 5-3		4	0	0	0	0	2	3
Ron Woods, R (1, 8) OBP: 0.250, SLG: 0.143		x 0-0 ② L7		x 0-0 ② L5		x 0-0 ③ F8			x 0-0 1B	4	0	1	0	0	0	1
Jim Cox, R (1, 4) OBP: 0.264, SLG: 0.263		B B B B 4-0 BB		S S S 0-3 ③ K			x 0-0 G6-4-3 1B		S S S 0-3 ① K	1	0	0	0	1	1	0
Balor Moore, L (4, 1)										0	0	0	0	0	0	0
Terry Humphrey, R (7, PH) OBP: 0.280, SLG: 0.304										1	0	1	0	0	0	0
Donald DeMola, R (7, 1)										0	0	0	0	0	0	0
Bob Stinson, S (9, PH)										1	0	0	0	0	1	1
Barry Foote, R (1, 2) OBP: 0.292, SLG: 0.347		S S S 0-3 ③ K			B B B B 4-0 5-3 BB		x 0-0 ① ② G6-4-3 1-2f		S S S 0-3 ② K	3	0	0	0	1	2	3
Steve Rogers, R (1, 1) OBP: 0.231, SLG: 0.130			x 0-0 ① 4-3		x 0-0 ① P4		S S S 0-3 ③ K		x 0-0 ③ P4	1	0	0	0	0	0	0
Pepe Frias, R (4, 4) OBP: 0.125, SLG: 0.250										3	0	0	0	0	1	2
Inning Stats	R: 0 H: 0 E: 0 LOB: 1 K: 1 BB: 0 S: 5 P: 6	R: 0 H: 0 E: 0 LOB: 1 K: 2 BB: 1 S: 7 P: 11	R: 0 H: 1 E: 2 LOB: 2 K: 1 BB: 0 S: 7 P: 7	R: 0 H: 0 E: 0 LOB: 0 K: 2 BB: 0 S: 7 P: 7	R: 0 H: 0 E: 0 LOB: 1 K: 0 BB: 1 S: 3 P: 7	R: 0 H: 0 E: 0 LOB: 1 K: 0 BB: 1 S: 3 P: 7	R: 0 H: 1 E: 0 LOB: 0 K: 1 BB: 0 S: 5 P: 5	R: 0 H: 1 E: 0 LOB: 2 K: 0 BB: 1 S: 4 P: 8	R: 0 H: 1 E: 0 LOB: 1 K: 2 BB: 0 S: 8 P: 8	1B: 3 SF: 0 2B: 1 SAC: 1 3B: 0 DP: 1 HR: 0 HBP: 1						

PITCHER	IP	WLS	BF	H	R	ER	SO	BB	IBB	HBP	BLK	WP	HR	S	P	ERA	WHIP
Jon Matlack, L (1, 1) ERA: 1.89	9.0	W	36	4	0	0	9	4	0	1	0	0	0	49	66	0.00	0.889

PITCHER	IP	WLS	BF	H	R	ER	SO	BB	IBB	HBP	BLK	WP	HR	S	P	ERA	WHIP

TOP

Montreal Expos @ New York Mets

Shea Stadium, Flushing, NY

Sat May 18 1974, 3:33 AM EDT

Att. 48,736 - Unknown

livebaseballscorecards.com

AB	30
R	0
H	4
RBI	0
BB	4
SO	9
LOB	17

WP: 0 PA: 36
PB: 0
SB: 0
CS: 0

Montreal Expos @ New York Mets

Shea Stadium, Flushing, NY

Sat May 18 1974, 3:33 AM EDT

Att. 48,736 - Unknown

livebaseballscorecards.com

BOTTOM

Batter	1	2	3	4	5	6	7	8	9	AB	R	H	RBI	BB	SO	LOB
Bud Harrelson, S (1, 6) OBP: 0.426, SLG: 0.309	FC4-6 1B	1-3		K		F8				4	0	1	0	0	1	1
Felix Millan, R (1, 4) Ken Boswell, L (1, PH) (2, 4) Ted Martinez, R (7, 4) OBP: 0.384, SLG: 0.358 OBP: 0.387, SLG: 0.345 OBP: 0.368, SLG: 0.529	FC4-6 1B 1B 1-2f	F8		K		4-3				0 4 0	0 1 0	0 0 0	0 0 0	0 0 0	0 1 0	0 2 0
Cleon Jones, R (1, 7) Don Hahn, R (8, 8) OBP: 0.322, SLG: 0.366 OBP: 0.340, SLG: 0.476	1B 1B 1-3	F9		F8			6-3			4 0	1 0	1 0	0 0	0 0	0 0	0 0
Rusty Staub, L (1, 9) OBP: 0.354, SLG: 0.490	1B 2B 1B 2-H 3-H		1B WP 1B 1B		G6-4-3 1B		BBBB BB			3	2	3	2	1	0	0
John Milner, L (1, 3) OBP: 0.322, SLG: 0.405	2B 1B 1-3		FC3-6 1B SF8 1B 1-3		G6-4-3 1-2f		P6			4	2	2	0	0	0	2
Dave Schneck, L (1, 8) (8, 7) OBP: 0.298, SLG: 0.439	K		FC3-6 1B 1-2 3-H		2B		P6			4	0	2	1	0	1	3
Wayne Garrett, L (1, 5) OBP: 0.265, SLG: 0.357	2B 1-H 3-H		FC3-6 1-2f 2-3		F7			F7		4	0	1	2	0	0	3
Ron Hodges, L (1, 2) OBP: 0.306, SLG: 0.406	IBB		SF8 3-H			WP BB		4-3		1	0	0	1	2	0	0
Jon Matlack, L (1, 1) OBP: 0.118, SLG: 0.063	K		K			P3 1-2		K		4	0	0	0	0	3	4
Inning Stats	R: 4 E: 0 K: 2 S: 12 H: 5 LOB: 2 BB: 1 P: 16	R: 0 E: 0 K: 0 S: 3 H: 0 LOB: 0 BB: 0 P: 3	R: 2 E: 0 K: 1 S: 8 H: 3 LOB: 1 BB: 0 P: 8	R: 0 E: 0 K: 2 S: 7 H: 0 LOB: 0 BB: 0 P: 7	R: 0 E: 0 K: 0 S: 4 H: 2 LOB: 1 BB: 0 P: 4	R: 0 E: 0 K: 0 S: 3 H: 0 LOB: 1 BB: 1 P: 7	R: 0 E: 0 K: 0 S: 3 H: 0 LOB: 1 BB: 1 P: 7	R: 0 E: 0 K: 1 S: 5 H: 0 LOB: 0 BB: 0 P: 5		1B: 8 2B: 2 3B: 0 HR: 0	SF: 1 SAC: 0 DP: 1 HBP: 0			WP: 2 PB: 0 SB: 0 CS: 0		PA: 36	

	AB	32
	R	6
	H	10
	RBI	6
	BB	3
	SO	6
	LOB	15

PITCHER		IP	WLS	BF	H	R	ER	SO	BB	IBB	HBP	BLK	WP	HR	S	P	ERA	WHIP
Steve Rogers, R ERA: 3.92	(1, 1)	3.0	L	18	8	6	6	3	0	1	0	0	1	0	23	27	18.00	2.667
Balor Moore, L ERA: 3.38	(4, 1)	3.0		11	2	0	0	2	1	0	0	0	1	0	14	18	0.00	1.000
Donald DeMola, R ERA: 3.63	(7, 1)	2.0		7	0	0	0	1	1	0	0	0	0	0	8	12	0.00	0.500

PITCHER	IP	WLS	BF	H	R	ER	SO	BB	IBB	HBP	BLK	WP	HR	S	P	ERA	WHIP

Batter	1	2	3	4	5	6	7	8	9	AB	R	H	RBI	BB	SO	LOB
Ron Hunt, R (1, 5) OBP: 0.366, SLG: 0.224	F3		FC4-6 1-2 2-3 1B		F7	BBBB WP BB 1-2 BB		F8		4	0	1	0	1	0	1
Larry Lintz, S (1, 6) OBP: 0.237, SLG: 0.333	6-3		FC4-6 1-2f 2-3 3-H		F8	BBBB WP 1-2 2-3 BB			3B 2B	4	1	1	1	1	0	2
Willie Davis, L (1, 8) OBP: 0.333, SLG: 0.379	CS 1B		G3		2B 1B	SSS K 1-2 2-3 3-H			1B 3B 2-H	5	2	3	1	0	1	4
Ken Singleton, S (1, 9) OBP: 0.425, SLG: 0.386	CS 1-2	6-3		4-3	1-H 2B		6-3		G4-6-3 1B 3-H	5	0	2	2	0	0	0
Ron Fairly, L (1, 3) OBP: 0.356, SLG: 0.483		F7		BBBB 2B BB BB	IBB	BBBB G4-6-3 BB			G4-6-3 1-2f	2	1	0	0	3	0	1
Bob Bailey, R (1, 7) OBP: 0.402, SLG: 0.381 Chuck Taylor, R (7, 1) OBP: 0.250, SLG: 0.500	SSS K			BBBB 2B 1-2 SF9 BB	1-3		G4-6-3 1-2f		SSS K	3 1	1 0	0 0	0 0	1 0	1 0	3 0
Jim Cox, R (1, 4) OBP: 0.264, SLG: 0.273			L3	1-3 2-H 2B	F7	F7		F7		4	0	1	1	0	0	0
Barry Foote, R (1, 2) OBP: 0.301, SLG: 0.360			1B FC4-6 1B 1B	SF9 3-H	P6			1B		3	1	2	1	0	0	0
Steve Renko, R (1, 1) OBP: 0.238, SLG: 0.200 Ron Woods, R (7, 7) OBP: 0.235, SLG: 0.133			FC4-6 1B 1-2 1B	L7		BB BB WP 1B		P4		3 1	1 0	2 0	0 0	0 0	0 0	1 1
Inning Stats	R: 0 E: 0 K: 0 S: 3 H: 1 LOB: 0 BB: 0 P: 3	R: 0 E: 0 K: 1 S: 5 H: 0 LOB: 0 BB: 0 P: 5	R: 1 E: 0 K: 0 S: 6 H: 3 LOB: 2 BB: 0 P: 6	R: 2 E: 0 K: 0 S: 4 H: 1 LOB: 1 BB: 2 P: 12	R: 1 E: 0 K: 0 S: 5 H: 2 LOB: 2 BB: 1 P: 9	R: 1 E: 0 K: 1 S: 6 H: 1 LOB: 2 BB: 2 P: 14	R: 0 E: 0 K: 0 S: 2 H: 0 LOB: 0 BB: 1 P: 6	R: 0 E: 0 K: 0 S: 4 H: 1 LOB: 1 BB: 0 P: 4	R: 2 E: 0 K: 1 S: 7 H: 3 LOB: 0 BB: 0 P: 7	1B: 8 2B: 3 3B: 1 HR: 0 SF: 1 SAC: 0 DP: 2 HBP: 0						

PITCHER		IP	WLS	BF	H	R	ER	SO	BB	IBB	HBP	BLK	WP	HR	S	P	ERA	WHIP
Craig Swan, R ERA: 4.07	(1, 1)	5.2	L	29	8	5	5	1	4	1	0	0	0	0	26	46	7.94	2.118
Ray Sadecki, L ERA: 8.78	(6, 1)	2.1		8	1	0	0	1	1	0	0	0	1	0	9	13	0.00	0.857
Bob Apodaca, R ERA: 7.02	(9, 1)	1.0		5	3	2	2	1	0	0	0	0	0	0	7	7	18.00	3.000

PITCHER	IP	WLS	BF	H	R	ER	SO	BB	IBB	HBP	BLK	WP	HR	S	P	ERA	WHIP

TOP

Montreal Expos @ New York Mets

Shea Stadium, Flushing, NY

Sun May 19 1974, 3:33 AM EDT

Unknown

livebaseballscorecards.com

AB	35
R	7
H	12
RBI	6
BB	6
SO	3
LOB	13

1B: 8	SF: 1	WP: 1	PA: 43
2B: 3	SAC: 0	PB: 0	
3B: 1	DP: 2	SB: 0	
HR: 0	HBP: 0	CS: 1	

Montreal Expos @ New York Mets

Shea Stadium, Flushing, NY

Sun May 19 1974, 3:33 AM EDT

Unknown

BOTTOM

Batter	1	2	3	4	5	6	7	8	9	AB	R	H	RBI	BB	SO	LOB
Bud Harrelson, S (1, 6) OBP: 0.425, SLG: 0.301	BBBB 4-0 G3 1B BB	SSS 0-3 ② K		x 0-0 ② G3		BBBB 4-0 1-2 BB		x 0-0 ③ L6		3	1	0	0	2	1	4
Ken Boswell, L (1, 4) OBP: 0.361, SLG: 0.324	x 0-0 ① G3 1-2	x 0-0 ③ L8		x 0-0 ③ P3		x 0-0 ③ P4			x 0-0 FC4-6 HBP 1B 1B	5	1	1	0	0	0	5
Cleon Jones, R (1, 7) (6, 8) OBP: 0.331, SLG: 0.370	x 0-0 2-H 1B		SSS 0-3 ① K		x 0-0 5-3 1B		SSS 0-3 ① K		H 1-0 FC4-6 1-2 HBP	4	0	2	1	0	2	0
Rusty Staub, L (1, 9) OBP: 0.349, SLG: 0.476	SSS 0-3 ② K		BBBB 4-0 1B 1B BB		x 0-0 ① F8		x 0-0 ② F8		x 0-0 ① FC4-6 1B 1-2f 2-3	4	1	0	0	1	1	4
John Milner, L (1, 3) OBP: 0.318, SLG: 0.397	x 0-0 ③ G3		x 0-0 ② L9		x 0-0 ② 5-3 1-2		x 0-0 ③ F9		x 0-0 G4-6-3 1-2 3-H 1B	5	0	1	1	0	0	3
Dave Schneck, L (1, 8) OBP: 0.308, SLG: 0.446 Ray Sadecki, L (6, 1) George Theodore, R (8, PH) OBP: 0.200, SLG: 0.200 Bob Apodaca, R (9, 1) Duffy Dyer, R (9, PH) OBP: 0.333, SLG: 0.200		x 0-0 S 2B 1B	x 0-0 1B 1-2 1B		x 0-0 ③ F9			x 0-0 1B 1B	x 0-0 ② ③ G4-6-3 1-2f	3 0 1 0 1	1 0 0 0 0	2 0 1 0 0	0 0 0 0 0	0 0 0 0 0	0 0 0 0 0	1 0 0 0 2
Wayne Garrett, L (1, 5) OBP: 0.272, SLG: 0.370		x 0-0 1B 1-H 2B	x 0-0 1-3 2-H 1B			x 0-0 ① F2		x 0-0 ① F8		4	0	2	2	0	0	1
Ron Hodges, L (1, 2) OBP: 0.325, SLG: 0.417		x 0-0 2-3 1B	x 0-0 ③ 4-3			x 0-0 ② F2		x 0-0 1-2 1B		4	0	2	0	0	0	2
Craig Swan, R (1, 1) OBP: 0.500, SLG: 0.444 Ed Kranepool, L (6, 7) OBP: 0.350, SLG: 0.278	SSS 0-3 ① K			x 0-0 ① F9		BBBB 4-0 BB BB		x 0-0 ② P6		2 1	0 0	0 0	0 0	0 1	1 0	2 2
Inning Stats	R: 1 H: 1 E: 0 LOB: 1 K: 1 BB: 1 S: 6 P: 10	R: 1 H: 3 E: 0 LOB: 2 K: 2 BB: 0 S: 10 P: 10	R: 1 H: 2 E: 0 LOB: 2 K: 1 BB: 1 S: 7 P: 11	R: 0 H: 0 E: 0 LOB: 0 K: 0 BB: 0 S: 3 P: 3	R: 0 H: 1 E: 0 LOB: 1 K: 0 BB: 0 S: 4 P: 4	R: 0 H: 0 E: 0 LOB: 2 K: 0 BB: 2 S: 3 P: 11	R: 0 H: 0 E: 0 LOB: 0 K: 1 BB: 0 S: 5 P: 5	R: 0 H: 2 E: 0 LOB: 2 K: 0 BB: 0 S: 5 P: 5	R: 1 H: 2 E: 0 LOB: 1 K: 0 BB: 0 S: 4 P: 5	1B: 10 SF: 0 2B: 1 SAC: 0 3B: 0 DP: 1 HR: 0 HBP: 1						

livebaseballscorecards.com

AB	37
R	4
H	11
RBI	4
BB	4
SO	5
LOB	26

PITCHER		IP	WLS	BF	H	R	ER	SO	BB	IBB	HBP	BLK	WP	HR	S	P	ERA	WHIP
Steve Renko, R ERA: 4.86	(1, 1)	6.0	W	29	7	3	3	4	4	0	0	0	0	0	33	49	4.50	1.833
Chuck Taylor, R ERA: 2.05	(7, 1)	3.0	S	13	4	1	1	1	0	0	1	0	0	0	14	15	3.00	1.333

PITCHER	IP	WLS	BF	H	R	ER	SO	BB	IBB	HBP	BLK	WP	HR	S	P	ERA	WHIP

WP: 0 PA: 42
PB: 0
SB: 1
CS: 0

Batter	1	2	3	4	5	6	7	8	9	AB	R	H	RBI	BB	SO	LOB
Ron Hunt, R (1, 5) OBP: 0.358, SLG: 0.218	F8	FC6-4 1-2f			6-3		K			3	0	0	0	0	0	2
Pepe Frias, R (6, 5) OBP: 0.111, SLG: 0.222										1	0	0	0	0	1	0
Larry Lintz, S (1, 6) OBP: 0.262, SLG: 0.359	S 1B HBP		F8 SF9 2B		5-3		4-3			3	2	1	0	0	0	0
Willie Davis, L (1, 8) OBP: 0.346, SLG: 0.392	S 1B 1B 1-H		F8 2-3			S 1B 1B		G6-4-3 1B		4	2	3	1	0	0	1
Bob Bailey, R (1, 7) OBP: 0.405, SLG: 0.390	CS 1B 1-H		SF9 3-H			1B SF8 1B 1-H		G6-4-3 1-2f		3	1	2	3	0	0	1
Jim Lyttle, L (8, 7) OBP: 0.250, SLG: 0.167										0	0	0	0	0	0	0
Ken Singleton, S (1, 9) OBP: 0.420, SLG: 0.381	K 1-2		P4			CS 1B 2-3		5-3		4	0	1	0	0	1	1
Hal Breeden, R (1, 3) OBP: 0.346, SLG: 0.413		6-3		G1-3-6 1B		SF8 3-H			K	2	0	1	1	0	0	0
Mike Jorgensen, L (6, 3) OBP: 0.313, SLG: 0.154										1	0	0	0	0	1	0
Jim Cox, R (1, 4) OBP: 0.281, SLG: 0.291		BB 1B		G1-3-6 1-2f		1-2 1B			4-3 1B	4	0	3	0	0	0	1
Terry Humphrey, R (1, 2) OBP: 0.276, SLG: 0.269	FC6-4 1-2 BB			F9		F8			4-3 1-2	3	0	0	0	1	0	2
Ernie McAnally, R (1, 1)	K				5-3		K		5-3	4	0	0	0	0	2	3
Inning Stats	R: 2 E: 0 K: 1 S: 6 H: 2 LOB: 0 BB: 0 P: 7	R: 0 E: 0 K: 1 S: 6 H: 1 LOB: 2 BB: 1 P: 10	R: 1 E: 0 K: 0 S: 4 H: 1 LOB: 0 BB: 0 P: 4	R: 0 E: 0 K: 0 S: 3 H: 1 LOB: 0 BB: 0 P: 3	R: 0 E: 0 K: 0 S: 3 H: 0 LOB: 0 BB: 0 P: 3	R: 2 E: 0 K: 0 S: 6 H: 4 LOB: 1 BB: 0 P: 6	R: 0 E: 0 K: 2 S: 7 H: 0 LOB: 0 BB: 0 P: 7	R: 0 E: 0 K: 0 S: 3 H: 1 LOB: 0 BB: 0 P: 3	R: 0 E: 0 K: 1 S: 6 H: 1 LOB: 1 BB: 0 P: 6	1B: 10 2B: 1 3B: 0 HR: 0 SF: 2 SAC: 0 DP: 2 HBP: 1	WP: 0 PB: 0 SB: 3 CS: 2 PA: 36					

PITCHER		IP	WLS	BF	H	R	ER	SO	BB	IBB	HBP	BLK	WP	HR	S	P	ERA	WHIP
Jerry Koosman, L ERA: 2.99	(1, 1)	8.0	L	32	10	5	5	4	1	0	1	0	0	0	38	43	5.62	1.375
Bob Miller, R ERA: 3.86	(9, 1)	1.0		4	1	0	0	1	0	0	0	0	0	0	6	6	0.00	1.000

PITCHER	IP	WLS	BF	H	R	ER	SO	BB	IBB	HBP	BLK	WP	HR	S	P	ERA	WHIP

TOP

Montreal Expos @ New York Mets

Shea Stadium, Flushing, NY

Sun May 19 1974, 3:38 AM EDT

Att. 40,641 - Unknown

livebaseballscorecards.com

AB	32
R	5
H	11
RBI	5
BB	1
SO	5
LOB	11

Montreal Expos @ New York Mets

Shea Stadium, Flushing, NY

Sun May 19 1974, 3:38 AM EDT

Att. 40,641 - Unknown

BOTTOM

Batter	1	2	3	4	5	6	7	8	9	AB	R	H	RBI	BB	SO	LOB
Ted Martinez, R (1, 6) OBP: 0.304, SLG: 0.429	K		P4			G3		6-3		4	0	0	0	0	1	1
Felix Millan, R (1, 4) OBP: 0.381, SLG: 0.350	F9			BB, G6-3		4-3		5-3		3	0	0	0	1	0	0
Ed Kranepool, L (1, 7) OBP: 0.375, SLG: 0.364	F7			G6-3, 1-2f		2B			G3-6-1, 1B	4	0	2	0	0	0	1
Rusty Staub, L (1, 9) OBP: 0.353, SLG: 0.470		G3		BB, 1B		HBP			F7	2	0	0	0	1	0	1
John Milner, L (1, 3) OBP: 0.317, SLG: 0.393		K		1B, 1-2		3-1			G3-6-1, 1-2f	4	0	1	0	0	1	3
Dave Schneck, L (1, 8) OBP: 0.300, SLG: 0.433		F8		F7			K			3	0	0	0	0	1	2
Wayne Garrett, L (1, 5) OBP: 0.266, SLG: 0.361			4-3		P5		5-3			3	0	0	0	0	0	0
Jerry Grote, R (1, 2) OBP: 0.317, SLG: 0.419			1B		6-3		5-3			3	0	1	0	0	0	0
Jerry Koosman, R (1, 1) OBP: 0.125, SLG: 0.087			F9		6-3			4-3		2	0	0	0	0	0	1
Ken Boswell, L (8, PH) OBP: 0.351, SLG: 0.314										1	0	0	0	0	0	0
Bob Miller, R (9, 1) OBP: 0.333, SLG: 0.667										0	0	0	0	0	0	0
Inning Stats	R: 0 E: 0 K: 1 S: 5 H: 0 LOB: 0 BB: 0 P: 5	R: 0 E: 0 K: 1 S: 5 H: 0 LOB: 0 BB: 0 P: 5	R: 0 E: 0 K: 0 S: 4 H: 1 LOB: 1 BB: 0 P: 4	R: 0 E: 0 K: 0 S: 3 H: 1 LOB: 2 BB: 2 P: 11	R: 0 E: 0 K: 0 S: 3 H: 0 LOB: 0 BB: 0 P: 3	R: 0 E: 0 K: 0 S: 4 H: 1 LOB: 2 BB: 0 P: 5	R: 0 E: 0 K: 1 S: 5 H: 0 LOB: 0 BB: 0 P: 5	R: 0 E: 0 K: 0 S: 3 H: 0 LOB: 0 BB: 0 P: 3	R: 0 E: 0 K: 0 S: 3 H: 1 LOB: 0 BB: 0 P: 3	1B: 3 2B: 1 3B: 0 HR: 0 SF: 0 SAC: 0 DP: 2 HBP: 1	WP: 0 PB: 0 SB: 0 CS: 0 PA: 32					

livebaseballscorecards.com

	AB	29
	R	0
	H	4
	RBI	0
	BB	2
	SO	3
	LOB	9

PITCHER	IP	WLS	BF	H	R	ER	SO	BB	IBB	HBP	BLK	WP	HR	S	P	ERA	WHIP
Ernie McAnally, R (1, 1) ERA: 5.76	9.0	W	32	4	0	0	3	2	0	1	0	0	0	35	44	0.00	0.667

PITCHER	IP	WLS	BF	H	R	ER	SO	BB	IBB	HBP	BLK	WP	HR	S	P	ERA	WHIP

Chicago Cubs @ New York Mets

Shea Stadium, Flushing, NY

Mon May 20 1974, 7:05 PM EDT

Att. 11,225 - Unknown

TOP

livebaseballscorecards.com

Batter	1	2	3	4	5	6	7	8	9	AB	R	H	RBI	BB	SO	LOB
Don Kessinger, S (1, 6) OBP: 0.375, SLG: 0.345	3-1		P6			SH, 1B		G4-6-3		4	1	2	0	0	0	0
Matt Alexander, S (1, 5) OBP: 0.357, SLG: 0.462	4-3		K			SH, 1B 1-3		G4-6-3 1-2f		3	1	0	0	0	1	1
Billy Williams, L (1, 3) OBP: 0.419, SLG: 0.508	BB			3-1		E, 1B 1-H 3-H		FC5-4		2	0	1	2	2	0	0
Jose Cardenal, R (1, 9) OBP: 0.346, SLG: 0.450	4-3			6-3		F3		FC5-4 1-2f		4	0	0	0	0	0	3
Rick Monday, L (1, 8) OBP: 0.411, SLG: 0.431		6-3		K		E7, G5-4-3 1-3			BB, CS, SH3	3	0	2	0	1	1	0
Jerry Morales, R (1, 7) OBP: 0.282, SLG: 0.333		F7			F8	G5-4-3 1-2f			SH3 1-2	3	0	0	0	0	0	3
George Mitterwald, R (1, 2) OBP: 0.282, SLG: 0.324 Gonzalo Marquez, L (9, PH) Tom Lundstedt, S (9, 2)	6-3 1-2				6-3		P5		CS, IBB	3 0 0	0 0 0	0 0 0	0 0 0	0 1 0	0 0 0	1 0 0
Dave Rosello, R (1, 4) OBP: 0.179, SLG: 0.167	P3				2B		6-3		K 1-2 2-3	4	0	1	0	0	1	3
Burt Hooton, R (1, 1)		P6			K		K			3	0	0	0	0	2	1
Inning Stats	R: 0 E: 0 K: 0 S: 3 H: 0 LOB: 1 BB: 1 P: 7	R: 0 E: 0 K: 0 S: 4 H: 1 LOB: 1 BB: 0 P: 4	R: 0 E: 0 K: 1 S: 5 H: 0 LOB: 0 BB: 0 P: 5	R: 0 E: 0 K: 1 S: 5 H: 0 LOB: 0 BB: 0 P: 5	R: 0 E: 0 K: 1 S: 6 H: 1 LOB: 1 BB: 0 P: 6	R: 2 E: 2 K: 0 S: 6 H: 3 LOB: 1 BB: 0 P: 6	R: 0 E: 0 K: 1 S: 5 H: 0 LOB: 0 BB: 0 P: 5	R: 0 E: 0 K: 0 S: 3 H: 1 LOB: 1 BB: 1 P: 7	R: 0 E: 0 K: 1 S: 4 H: 0 LOB: 1 BB: 2 P: 12	1B: 5 2B: 1 3B: 0 HR: 0 SF: 0 SAC: 2 DP: 2 HBP: 0	WP: 0 PB: 0 SB: 0 CS: 2 PA: 35					

	AB	29
	R	2
	H	6
	RBI	2
	BB	4
	SO	5
	LOB	12

PITCHER	IP	WLS	BF	H	R	ER	SO	BB	IBB	HBP	BLK	WP	HR	S	P	ERA	WHIP
Harry Parker, R (1, 1) ERA: 2.67	8.0	L	31	6	2	1	4	2	0	0	0	0	0	37	45	1.12	1.000
Bob Miller, R (9, 1) ERA: 3.63	1.0		4	0	0	0	1	1	1	0	0	0	0	4	12	0.00	1.000

PITCHER	IP	WLS	BF	H	R	ER	SO	BB	IBB	HBP	BLK	WP	HR	S	P	ERA	WHIP

Chicago Cubs @ New York Mets

Shea Stadium, Flushing, NY

Mon May 20 1974, 7:05 PM EDT

Att. 11,225 - Unknown

livebaseballscorecards.com

BOTTOM

Batter	1	2	3	4	5	6	7	8	9	AB	R	H	RBI	BB	SO	LOB
Bud Harrelson, S (1, 6) OBP: 0.416, SLG: 0.293	G3		1-3			4-3		BB 1-2		3	0	0	0	0	0	0
Rusty Staub, L (8, PH) OBP: 0.357, SLG: 0.470										0	0	0	0	1	0	0
George Theodore, R (8, PR) OBP: 0.200, SLG: 0.200										0	0	0	0	0	0	0
Bob Miller, R (9, 1) OBP: 0.333, SLG: 0.667										0	0	0	0	0	0	0
Felix Millan, R (1, 4) OBP: 0.371, SLG: 0.340	6-3		1-3			K		FC5 2-3f		4	0	0	0	0	1	2
Dave Schneck, L (1, 9) OBP: 0.289, SLG: 0.417	4-3			F2		1-3			K	4	0	0	0	0	1	0
Cleon Jones, R (1, 7) OBP: 0.323, SLG: 0.359		4-3		5-3			L6		K	4	0	0	0	0	1	0
John Milner, L (1, 3) OBP: 0.315, SLG: 0.389		S 1B 1B		K			4-3		6-3	4	1	1	0	0	1	0
Wayne Garrett, L (1, 5) OBP: 0.261, SLG: 0.352		F8 1-2			4-3		F7			3	0	0	0	0	0	1
Jerry Grote, R (1, 2) OBP: 0.327, SLG: 0.421		2-H 1B			BB WP 1B			F7		2	0	1	1	1	0	0
Don Hahn, R (1, 8) OBP: 0.360, SLG: 0.489		1-3			1-H 1B			FC1-6 1B		3	0	2	0	0	0	1
Harry Parker, R (1, 1)			K		6-3			FC1-6 FC5 BB 1-2f		2	0	0	0	0	1	1
Ken Boswell, L (8, PH) OBP: 0.342, SLG: 0.306										1	0	0	0	0	0	1
Ted Martinez, R (9, 6) OBP: 0.304, SLG: 0.429										0	0	0	0	0	0	0
Inning Stats	R: 0 E: 0 K: 0 S: 3 H: 0 LOB: 0 BB: 0 P: 3	R: 1 E: 0 K: 0 S: 5 H: 2 LOB: 1 BB: 0 P: 5	R: 0 E: 0 K: 1 S: 5 H: 0 LOB: 0 BB: 0 P: 5	R: 0 E: 0 K: 1 S: 5 H: 0 LOB: 0 BB: 0 P: 5	R: 0 E: 0 K: 0 S: 3 H: 1 LOB: 1 BB: 1 P: 7	R: 0 E: 0 K: 1 S: 5 H: 0 LOB: 0 BB: 0 P: 5	R: 0 E: 0 K: 0 S: 3 H: 0 LOB: 0 BB: 0 P: 3	R: 0 E: 0 K: 0 S: 4 H: 1 LOB: 2 BB: 1 P: 8	R: 0 E: 0 K: 2 S: 7 H: 0 LOB: 0 BB: 0 P: 7	1B: 4 2B: 0 3B: 0 HR: 0	SF: 0 SAC: 0 DP: 0 HBP: 0						

	AB	30
	R	1
	H	4
	RBI	1
	BB	2
	SO	5
	LOB	6

WP: 1 PB: 0 SB: 1 CS: 0 PA: 32

PITCHER	IP	WLS	BF	H	R	ER	SO	BB	IBB	HBP	BLK	WP	HR	S	P	ERA	WHIP
Burt Hooton, R (1, 1) ERA: 4.7	9.0	W	32	4	1	1	5	2	0	0	0	1	0	40	48	1.00	0.667

PITCHER	IP	WLS	BF	H	R	ER	SO	BB	IBB	HBP	BLK	WP	HR	S	P	ERA	WHIP

Batter	1	2	3	4	5	6	7	8	9	AB	R	H	RBI	BB	SO	LOB
Don Kessinger, S (1, 6) OBP: 0.376, SLG: 0.348	CS 1B	1B			F8		F7		K	5	0	2	0	0	1	2
Rick Monday, L (1, 8) OBP: 0.418, SLG: 0.446	1B 2B 1B 1-2	G3			K		2B 1-H		1B 1-2	5	1	3	1	0	1	1
Billy Williams, L (1, 3) OBP: 0.412, SLG: 0.496	BB 2B 1B 1-3		K		6-3		K		3-1	5	1	1	0	0	2	3
Jose Cardenal, R (1, 9) OBP: 0.351, SLG: 0.447	2B BB 1-2		FC6-4 1B			5-3		F7		3	1	1	0	1	0	0
Jerry Morales, R (1, 7) OBP: 0.281, SLG: 0.338	F9 2B 1-H 2-H 3-H		P6			P6		L8		4	0	1	3	0	0	1
Carmen Fanzone, R (1, 5) OBP: 0.357, SLG: 0.375	F9 2-3		FC6-4 1-2f			1B		HR		4	1	2	1	0	0	2
George Mitterwald, R (1, 2) OBP: 0.273, SLG: 0.312	6-3			4-3	K			F8		4	0	0	0	0	1	2
Dave Rosello, R (1, 4) OBP: 0.163, SLG: 0.150		K		F9			F8		5-3	4	0	0	0	0	1	0
Ken Frailing, L (1, 1) Ray Burris, R (3, 1) Jim Tyrone, R (7, PH) OBP: 0.167, SLG: 0.091 Jim Todd, L (7, 1) Andre Thornton, R (9, PH) OBP: 0.421, SLG: 0.588		F7		1-4-3			2B 1B		1B 1B	1 1 1 0 1	0 0 1 0 0	0 0 1 0 1	0 0 0 0 0	0 0 0 0 0	0 0 0 0 0	0 0 0 0 0

Inning Stats										
	R: 3 H: 4 E: 0 LOB: 1 K: 0 BB: 1 S: 6 P: 10	R: 0 H: 1 E: 0 LOB: 1 K: 1 BB: 0 S: 6 P: 6	R: 0 H: 1 E: 0 LOB: 1 K: 1 BB: 0 S: 6 P: 6	R: 0 H: 0 E: 0 LOB: 0 K: 0 BB: 0 S: 3 P: 3	R: 0 H: 0 E: 0 LOB: 0 K: 1 BB: 0 S: 5 P: 5	R: 0 H: 1 E: 0 LOB: 1 K: 1 BB: 0 S: 6 P: 6	R: 1 H: 2 E: 0 LOB: 1 K: 1 BB: 0 S: 7 P: 7	R: 1 H: 1 E: 0 LOB: 0 K: 0 BB: 0 S: 4 P: 4	R: 0 H: 2 E: 0 LOB: 2 K: 1 BB: 0 S: 7 P: 7	1B: 9 SF: 0 2B: 2 SAC: 0 3B: 0 DP: 0 HR: 1 HBP: 0	WP: 0 PA: 39 PB: 0 SB: 0 CS: 1

PITCHER	IP	WLS	BF	H	R	ER	SO	BB	IBB	HBP	BLK	WP	HR	S	P	ERA	WHIP
George Stone, L (1, 1) ERA: 4.34	9.0	W	39	12	5	5	6	1	0	0	0	0	1	50	54	5.00	1.444

PITCHER	IP	WLS	BF	H	R	ER	SO	BB	IBB	HBP	BLK	WP	HR	S	P	ERA	WHIP

TOP

Chicago Cubs @ New York Mets

Shea Stadium, Flushing, NY

Tue May 21 1974, 7:05 PM EDT

Att. 11,995 - Unknown - 60 F

livebaseballscorecards.com

AB	38
R	5
H	12
RBI	5
BB	1
SO	6
LOB	11

Batter	1	2	3	4	5	6	7	8	9	AB	R	H	RBI	BB	SO	LOB
Wayne Garrett, L (1, 5) OBP: 0.252, SLG: 0.338	4-3	FC6-4 1-2f	F7			P5		E4 G5-4-3 1B		5	0	0	0	0	0	1
Felix Millan, R (1, 4) OBP: 0.378, SLG: 0.345	FC9-6 1B		5-3	5-3		G4-6-3 HBP		G5-4-3 1-2 1B		4	0	2	0	0	0	0
George Theodore, R (1, 9) OBP: 0.267, SLG: 0.267	FC9-6 1-2f		BB 1B 1B	FC5 1-3 1B		G4-6-3 1-2f		G5-4-3 1-2f 2-3		5	1	2	0	0	0	4
Cleon Jones, R (1, 7) OBP: 0.319, SLG: 0.349	F9		B B B B 1B 1-2 1B BB	1-3 1-2			1-3	L3		4	1	0	0	1	0	3
John Milner, L (1, 3) OBP: 0.331, SLG: 0.401		G3 1B 1B 1B	1B 1-3 2-H 2B 1B	B B B B BB			G3 1B 1B 1B			3	3	3	1	1	0	0
Jerry Grote, R (1, 2) OBP: 0.336, SLG: 0.429 Ron Hodges, L (7, PH) OBP: 0.341, SLG: 0.432 (8, 2)	G3 1-2 1B 1B	2B 1-3 3-H 3B 1B	FC5 2-3f				G3 1-2 1B 1B			3 1	2 1	2 1	1 1	0 0	0 0	2 0
Dave Schneck, L (1, 8) OBP: 0.288, SLG: 0.420	G3 1-2 2-3	3B 1-3 3-H 2B		P3			G3 1-2 2-3			4	1	1	1	0	0	4
Ted Martinez, R (1, 6) OBP: 0.333, SLG: 0.500	S S S K	WP 2-H 3-H 3B		6-3			B B B B 1B BB			3	1	1	2	1	1	2
George Stone, L (1, 1) OBP: 0.158, SLG: 0.158	FC6-4 2-H 3-H 1B	3-1 3-H		4-3			1-3 2-H 3-H 1B			4	0	2	4	0	0	0
Inning Stats	R: 0 H: 1 E: 0 LOB: 1 K: 0 BB: 0 S: 4 P: 4	R: 2 H: 3 E: 0 LOB: 1 K: 1 BB: 0 S: 8 P: 8	R: 6 H: 5 E: 0 LOB: 0 K: 0 BB: 1 S: 8 P: 12	R: 0 H: 1 E: 0 LOB: 2 K: 0 BB: 1 S: 4 P: 8	R: 0 H: 0 E: 0 LOB: 0 K: 0 BB: 0 S: 3 P: 3	R: 0 H: 0 E: 0 LOB: 0 K: 0 BB: 0 S: 2 P: 3	R: 2 H: 3 E: 0 LOB: 2 K: 0 BB: 1 S: 5 P: 9	R: 0 H: 1 E: 1 LOB: 1 K: 0 BB: 0 S: 4 P: 4		1B: 12 SF: 0 2B: 1 SAC: 0 3B: 1 DP: 2 HR: 0 HBP: 1						

BOTTOM

Chicago Cubs @ New York Mets

Shea Stadium, Flushing, NY

Tue May 21 1974, 7:05 PM EDT

Att. 11,995 - Unknown - 60 F

livebaseballscorecards.com

AB	36
R	10
H	14
RBI	9
BB	3
SO	1
LOB	16

PITCHER		IP	WLS	BF	H	R	ER	SO	BB	IBB	HBP	BLK	WP	HR	S	P	ERA	WHIP
Ken Frailing, L ERA: 4.23	(1, 1)	2.1	L	14	6	5	5	1	1	0	0	0	0	0	15	19	19.29	3.000
Ray Burris, R ERA: 5.27	(3, 1)	3.2		16	4	3	3	0	1	0	1	0	1	0	14	19	7.36	1.364
Jim Todd, R ERA: 4.26	(7, 1)	2.0		10	4	2	2	0	1	0	0	0	0	0	9	13	9.00	2.500

PITCHER	IP	WLS	BF	H	R	ER	SO	BB	IBB	HBP	BLK	WP	HR	S	P	ERA	WHIP

Chicago Cubs @ New York Mets

Shea Stadium, Flushing, NY

Wed May 22 1974, 7:05 PM EDT

Att. 16,196 - Unknown - 85 F

TOP

livebaseballscorecards.com

Batter	1	2	3	4	5	6	7	8	9	AB	R	H	RBI	BB	SO	LOB
Don Kessinger, S (1, 6) OBP: 0.377, SLG: 0.358	F7		1B G3 2B		4-3	E S 1B		S S S 0-3 K		5	1	2	0	0	1	1
Matt Alexander, S (1, 5) OBP: 0.474, SLG: 0.500	WP S F3 1B		G3 2-3 1B		B B B 4-0 1B G3 1B BB	4-3 1-3			B B B 4-0 F9 S HR BB	3	3	2	0	2	0	1
Billy Williams, L (1, 3) OBP: 0.411, SLG: 0.488	B B B B 4-0 1-3 BB		G3 1-2 3-H		G3 1-2	1B			F9 1-3	4	0	1	1	1	0	3
Jose Cardenal, R (1, 9) OBP: 0.345, SLG: 0.433	F3 3-H		5-3		B B B 4-0 1B 1B BB	F8			5-3	4	1	0	1	1	0	4
Rick Monday, L (1, 8) OBP: 0.424, SLG: 0.472	F8			HR	1B 1-2 2-3 1B	F7			I I I I HR IBB	4	2	2	1	1	0	2
Jerry Morales, R (1, 7) OBP: 0.291, SLG: 0.391		F8		HR	1B 1-2 2-H 3-H 1B	K			1-H 3-H HR	5	2	3	6	0	1	1
Vic Harris, S (1, 4) OBP: 0.287, SLG: 0.234		S S S 0-3 K		4-3	G3	F9		F9	5	0	0	0	0	1	2
Dave Rosello, R (9, 4) OBP: 0.163, SLG: 0.150										0	0	0	0	0	0	0
George Mitterwald, R (1, 2) OBP: 0.264, SLG: 0.301		S S S 0-3 K		6-3	F8	6-3				4	0	0	0	0	1	0
Steve Stone, R (1, 1) OBP: 0.091, SLG: 0.091			S S S 0-3 K	4-3	S S S 0-3 K	2B				3	0	0	0	0	2	0
Dave LaRoche, L (6, 1) OBP: 0.500, SLG: 1.000										1	0	1	0	0	0	0

	AB	38
	R	9
	H	11
	RBI	9
	BB	5
	SO	6
	LOB	14

Inning Stats	1	2	3	4	5	6	7	8	9
	R: 1 E: 0 K: 0 S: 4	H: 1 LOB: 1 BB: 1 P: 8	R: 0 E: 0 K: 2 S: 7	H: 0 LOB: 0 BB: 0 P: 7	R: 1 E: 0 K: 1 S: 7	H: 2 LOB: 1 BB: 0 P: 7	R: 2 E: 0 K: 0 S: 5	H: 2 LOB: 0 BB: 0 P: 5	R: 2 E: 0 K: 0 S: 5	H: 2 LOB: 2 BB: 2 P: 13	R: 0 E: 0 K: 1 S: 6	H: 1 LOB: 1 BB: 0 P: 6	R: 0 E: 0 K: 1 S: 6	H: 1 LOB: 1 BB: 0 P: 6	R: 0 E: 0 K: 1 S: 6	H: 1 LOB: 1 BB: 0 P: 6	R: 3 E: 0 K: 0 S: 4	H: 1 LOB: 0 BB: 2 P: 12

	1B: 6	SF: 0	WP: 1	PA: 43
	2B: 2	SAC: 0	PB: 0	
	3B: 0	DP: 0	SB: 3	
	HR: 3	HBP: 0	CS: 0	

PITCHER		IP	WLS	BF	H	R	ER	SO	BB	IBB	HBP	BLK	WP	HR	S	P	ERA	WHIP
Tom Seaver, R ERA: 3.72	(1, 1)	5.0		25	7	6	6	3	3	0	0	0	1	2	28	40	10.80	2.000
Ray Sadecki, L ERA: 8.16	(6, 1)	1.0		4	1	0	0	1	0	0	0	0	0	0	6	6	0.00	1.000
Bob Apodaca, R ERA: 7.32	(7, 1)	3.0	L	14	3	3	3	2	1	1	0	0	0	1	16	24	9.00	1.333

PITCHER	IP	WLS	BF	H	R	ER	SO	BB	IBB	HBP	BLK	WP	HR	S	P	ERA	WHIP

Chicago Cubs @ New York Mets

Shea Stadium, Flushing, NY

Wed May 22 1974, 7:05 PM EDT

Att. 16,196 - Unknown - 85 F

BOTTOM

Batter	1	2	3	4	5	6	7	8	9	AB	R	H	RBI	BB	SO	LOB
Wayne Garrett, L (1, 5) OBP: 0.250, SLG: 0.343	G3		G3		1-3 2B	SF7 2-3 3-H			P4	4	0	1	1	0	0	0
Felix Millan, R (1, 4) OBP: 0.373, SLG: 0.342	1-3		1-3		SF8 3-H	5-3			2B 1B	4	0	1	1	0	0	1
Cleon Jones, R (1, 7) OBP: 0.327, SLG: 0.364	2B 1B			FC4-6 1B	K		K		1-3 2B	5	1	3	0	0	2	1
Rusty Staub, L (1, 9) OBP: 0.358, SLG: 0.471	1-H 2B			FC4-6 1-2f BB 1B	F8		BB		K	4	1	1	1	1	1	4
John Milner, L (1, 3) OBP: 0.328, SLG: 0.395	4-3			P6		1B BB 1B 1B	L8		F7	5	1	1	0	0	0	5
Dave Schneck, L (1, 8) OBP: 0.295, SLG: 0.412		F8		FC6-5 1-2 1B BB		1-2 1B BB	F9			2	1	0	0	2	0	1
Ron Hodges, L (1, 2) OBP: 0.333, SLG: 0.415		3-1		1-2 2-H 1B		K		K		4	0	1	1	0	2	2
Ted Martinez, R (1, 6) OBP: 0.323, SLG: 0.464		L9		FC6-5 2-3f		E 1B SF7 1-2 2-3 1B		6-3		4	1	1	0	0	0	2
Tom Seaver, R (1, 1) OBP: 0.250, SLG: 0.100 George Theodore, R (5, PH) OBP: 0.250, SLG: 0.250 Ray Sadecki, L (6, 1) Ed Kranepool, L (6, PH) OBP: 0.375, SLG: 0.364 Duffy Dyer, R (6, PH) OBP: 0.429, SLG: 0.333 Bob Apodaca, R (7, 1)			K		E4 2B SF8	E2 SF7 1-3 2-H 3-H 1B		6-3		1 1 0 0 1 1	0 1 0 0 0 0	0 0 0 0 1 0	0 0 0 0 2 0	0 0 0 0 0 0	1 0 0 0 0 0	0 0 0 0 0 0
Inning Stats	R: 1 E: 0 K: 0 S: 5 H: 2 LOB: 1 BB: 0 P: 5	R: 0 E: 0 K: 0 S: 3 H: 0 LOB: 0 BB: 0 P: 3	R: 0 E: 0 K: 1 S: 5 H: 0 LOB: 0 BB: 0 P: 5	R: 1 E: 0 K: 0 S: 5 H: 2 LOB: 2 BB: 1 P: 9	R: 1 E: 1 K: 1 S: 7 H: 1 LOB: 1 BB: 0 P: 7	R: 3 E: 1 K: 1 S: 8 H: 3 LOB: 1 BB: 1 P: 12	R: 0 E: 0 K: 1 S: 5 H: 0 LOB: 1 BB: 1 P: 9	R: 0 E: 0 K: 1 S: 5 H: 0 LOB: 0 BB: 0 P: 5	R: 0 E: 0 K: 1 S: 7 H: 2 LOB: 2 BB: 0 P: 7	1B: 7 2B: 3 3B: 0 HR: 0	SF: 2 SAC: 0 DP: 0 HBP: 0						

livebaseballscorecards.com

AB	36
R	6
H	10
RBI	6
BB	3
SO	6
LOB	16

WP: 0 PB: 0 SB: 0 CS: 0 PA: 41

PITCHER		IP	WLS	BF	H	R	ER	SO	BB	IBB	HBP	BLK	WP	HR	S	P	ERA	WHIP
Steve Stone, R ERA: 5.12	(1, 1)	5.1		26	7	6	4	3	2	0	0	0	0	0	30	38	6.75	1.688
Dave LaRoche, L ERA: 3.86	(6, 1)	3.2	W	15	3	0	0	3	1	0	0	0	0	0	20	24	0.00	1.091

PITCHER	IP	WLS	BF	H	R	ER	SO	BB	IBB	HBP	BLK	WP	HR	S	P	ERA	WHIP

New York Mets @ Pittsburgh Pirates

Three Rivers Stadium, Pittsburgh, PA

Fri May 24 1974, 7:05 PM EDT

Att. 12,257 - Unknown

TOP

livebaseballscorecards.com

Batter	1	2	3	4	5	6	7	8	9	AB	R	H	RBI	BB	SO	LOB
Wayne Garrett, L (1, 5) OBP: 0.244, SLG: 0.333	F9		F7		P6			F7		4	0	0	0	0	0	2
Felix Millan, R (1, 4) OBP: 0.376, SLG: 0.346	6-3		F8			FC6-4 1B		G1-6-3 1B (1-2)		4	0	2	0	0	0	1
Rusty Staub, L (1, 9) OBP: 0.356, SLG: 0.465	1B			F7		FC6-4 FC6-4 (1-2f)		G1-6-3 (1-2f)		4	0	1	0	0	0	3
Cleon Jones, R (1, 7) OBP: 0.325, SLG: 0.357	K (S S S)			3-4-3 BB (B B B)		FC6-4 (1-2f)			5-3	3	0	0	0	1	1	2
John Milner, L (1, 3) OBP: 0.320, SLG: 0.385		F7		3-4-3 (1-2)		4-3			4-3	4	0	0	0	0	0	2
Duffy Dyer, R (1, 2) OBP: 0.273, SLG: 0.200		F8		F8			L5		F9	4	0	0	0	0	0	1
Ted Martinez, R (1, 6) OBP: 0.294, SLG: 0.419		6-3			F8		6-3			3	0	0	0	0	0	0
Don Hahn, R (1, 8) OBP: 0.377, SLG: 0.563			SH1-4 1B		HR		F8			3	1	2	1	0	0	0
Jon Matlack, L (1, 1) OBP: 0.111, SLG: 0.059			SH1-4 (1-2)		6-3			1B 1B		1	0	0	0	0	0	0
George Theodore, R (8, PH) OBP: 0.294, SLG: 0.294										1	0	1	0	0	0	0
Bob Miller, R (8, 1) OBP: 0.333, SLG: 0.667										0	0	0	0	0	0	0

	AB	31
	R	1
	H	6
	RBI	1
	BB	1
	SO	1
	LOB	11

Inning Stats	1	2	3	4	5	6	7	8	9
	R: 0 E: 0 K: 1 S: 6	H: 1 LOB: 1 BB: 0 P: 6	R: 0 E: 0 K: 0 S: 3	H: 0 LOB: 0 BB: 0 P: 3	R: 0 E: 0 K: 0 S: 4	H: 1 LOB: 1 BB: 0 P: 4	R: 0 E: 0 K: 0 S: 3	H: 0 LOB: 1 BB: 0 P: 4	R: 0 E: 0 K: 0 S: 4	H: 1 LOB: 1 BB: 0 P: 4	R: 0 E: 0 K: 0 S: 3	H: 0 LOB: 0 BB: 0 P: 3	R: 0 E: 0 K: 0 S: 4	H: 2 LOB: 1 BB: 0 P: 4	R: 0 E: 0 K: 0 S: 3	H: 0 LOB: 0 BB: 0 P: 3

	1B: 5	SF: 0	WP: 0	PA: 33
	2B: 0	SAC: 1	PB: 0	
	3B: 0	DP: 1	SB: 0	
	HR: 1	HBP: 0	CS: 0	

PITCHER	IP	WLS	BF	H	R	ER	SO	BB	IBB	HBP	BLK	WP	HR	S	P	ERA	WHIP
Jerry Reuss, L (1, 1) ERA: 4.71	9.0	W	33	6	1	1	1	1	0	0	0	0	1	34	38	1.00	0.778

PITCHER	IP	WLS	BF	H	R	ER	SO	BB	IBB	HBP	BLK	WP	HR	S	P	ERA	WHIP

Batter	1	2	3	4	5	6	7	8	9	AB	R	H	RBI	BB	SO	LOB
Rennie Stennett, R (1, 4) OBP: 0.351, SLG: 0.423	0-0 FC4-6 1B	0-3 K		0-0 F7		0-0 F8				4	0	1	0	0	1	1
Gene Clines, R (1, 8) OBP: 0.256, SLG: 0.250	0-0 F9		0-0 L1-3	4-0 1B BB			0-0 CS 1B			3	0	1	0	1	0	1
Al Oliver, L (1, 3) OBP: 0.292, SLG: 0.455	0-0 FC4-6 1-2f 2B		0-0 5-3	0-0 1-3 1B			0-0 P6 1-2			4	1	1	0	0	0	2
Willie Stargell, L (1, 7) OBP: 0.363, SLG: 0.482	0-0 1-H 1B 2B		0-0 2B 1B 1B	0-0 6-3			0-0 4-3			4	2	2	1	0	0	2
Richie Zisk, R (1, 9) OBP: 0.402, SLG: 0.446	0-0 2-H 1B		0-0 1B 1-3 2B		0-0 5-3			0-3 K		4	0	2	1	0	1	0
Manny Sanguillen, R (1, 2) OBP: 0.286, SLG: 0.377	0-0 F8		4-0 1B IBB		0-0 P4			0-0 F7		3	0	0	0	1	0	1
Richie Hebner, L (1, 5) OBP: 0.376, SLG: 0.517		0-0 4-3	0-0 1-2 2-3 3-H 1B		0-0 F7			0-0 E8 1B 2B		4	1	2	1	0	0	0
Frank Taveras, R (1, 6) OBP: 0.301, SLG: 0.289		0-0 FC1-6 1B	0-0 F2			0-0 P4		0-0 FC6-4 3-H 1B		4	0	2	1	0	0	3
Jerry Reuss, L (1, 1) OBP: 0.250, SLG: 0.118		0-0 FC1-6 1-2f		0-0 F7		0-0 L6		0-0 FC6-4 1-2f		4	0	0	0	0	0	2
Inning Stats	R: 2 E: 0 K: 0 S: 6 H: 3 LOB: 1 BB: 0 P: 6	R: 0 E: 0 K: 1 S: 6 H: 1 LOB: 1 BB: 0 P: 6	R: 1 E: 0 K: 0 S: 6 H: 3 LOB: 3 BB: 1 P: 10	R: 0 E: 0 K: 0 S: 4 H: 1 LOB: 2 BB: 1 P: 8	R: 0 E: 0 K: 0 S: 3 H: 0 LOB: 0 BB: 0 P: 3	R: 0 E: 0 K: 0 S: 3 H: 0 LOB: 0 BB: 0 P: 3	R: 0 E: 0 K: 0 S: 3 H: 1 LOB: 0 BB: 0 P: 3	R: 1 E: 1 K: 1 S: 7 H: 2 LOB: 1 BB: 0 P: 7		1B: 8 2B: 3 3B: 0 HR: 0	SF: 0 SAC: 0 DP: 0 HBP: 0			WP: 0 PB: 0 SB: 0 CS: 1	PA: 36		

PITCHER		IP	WLS	BF	H	R	ER	SO	BB	IBB	HBP	BLK	WP	HR	S	P	ERA	WHIP
Jon Matlack, L ERA: 2.12	(1, 1)	7.0	L	31	9	3	3	1	1	1	0	0	0	0	31	39	3.86	1.429
Bob Miller, R ERA: 3.44	(8, 1)	1.0		5	2	1	0	1	0	0	0	0	0	0	7	7	0.00	2.000

PITCHER	IP	WLS	BF	H	R	ER	SO	BB	IBB	HBP	BLK	WP	HR	S	P	ERA	WHIP

BOTTOM

New York Mets @ Pittsburgh Pirates

Three Rivers Stadium, Pittsburgh, PA

Fri May 24 1974, 7:05 PM EDT

Att. 12,257 - Unknown

livebaseballscorecards.com

AB	34
R	4
H	11
RBI	4
BB	2
SO	2
LOB	12

Batter	1	2	3	4	5	6	7	8	9	AB	R	H	RBI	BB	SO	LOB
Bud Harrelson, S (1, 6) OBP: 0.429, SLG: 0.317	HR 1B	1-2 2-3 BB		2B		1-4-3		2B 1B		4	1	3	0	1	0	0
Felix Millan, R (1, 4) OBP: 0.371, SLG: 0.348	F9	F9		F9		6-3		1-3 2B		5	0	1	0	0	0	5
Cleon Jones, R (1, 7) OBP: 0.328, SLG: 0.377	1-H HR		5-3		F7	1B		K		5	1	2	2	0	1	2
Rusty Staub, L (1, 9) OBP: 0.357, SLG: 0.463	P6		E3 1B		HR 1B	L6			G4-6-3 1B	5	1	2	0	0	0	1
John Milner, L (1, 3) OBP: 0.317, SLG: 0.398	G1		F8		1-H HR		P6		G4-6-3 1-2f	5	1	1	2	0	0	2
Dave Schneck, L (1, 8) OBP: 0.307, SLG: 0.415		E7 4-3 FC5-2	1-2 1B		FC4 1B 1B		F8		S BB	4	0	2	0	1	0	0
Wayne Garrett, L (1, 5) OBP: 0.236, SLG: 0.322		4-3 2-3	4-3		FC4 1B 1-2		G3		K 1-2	5	0	0	0	0	1	5
Jerry Grote, R (1, 2) OBP: 0.333, SLG: 0.422		FC5-2 BB 1B 3-H		K	1-2 2-H 1B			P5		4	0	1	0	0	1	1
Jerry Koosman, R (1, 1) OBP: 0.143, SLG: 0.111		BB 1-2 1B		K	K			4-3		4	0	1	0	0	2	2
Inning Stats	R: 2 E: 0 K: 0 S: 5 H: 2 LOB: 0 BB: 0 P: 5	R: 0 E: 1 K: 0 S: 5 H: 1 LOB: 3 BB: 1 P: 9	R: 0 E: 1 K: 0 S: 5 H: 1 LOB: 2 BB: 0 P: 5	R: 0 E: 0 K: 2 S: 8 H: 1 LOB: 1 BB: 0 P: 8	R: 2 E: 0 K: 1 S: 9 H: 4 LOB: 2 BB: 0 P: 9	R: 0 E: 0 K: 0 S: 4 H: 1 LOB: 1 BB: 0 P: 4	R: 0 E: 0 K: 0 S: 3 H: 0 LOB: 0 BB: 0 P: 3	R: 0 E: 0 K: 1 S: 7 H: 2 LOB: 2 BB: 0 P: 7	R: 0 E: 0 K: 1 S: 5 H: 1 LOB: 1 BB: 1 P: 9	1B: 9 2B: 2 3B: 0 HR: 2	SF: 0 SAC: 0 DP: 1 HBP: 0						

TOP

New York Mets @ Pittsburgh Pirates

Three Rivers Stadium, Pittsburgh, PA

Sat May 25 1974, 7:05 PM EDT

Att. 11,260 - Unknown

livebaseballscorecards.com

AB	41
R	4
H	13
RBI	4
BB	2
SO	5
LOB	18

PITCHER		IP	WLS	BF	H	R	ER	SO	BB	IBB	HBP	BLK	WP	HR	S	P	ERA	WHIP
Dock Ellis, R ERA: 4.93	(1, 1)	6.0	L	31	10	4	4	3	1	0	0	0	0	2	36	40	6.00	1.833
Dave Giusti, R ERA: 3.9	(7, 1)	2.0		8	2	0	0	1	0	0	0	0	0	0	10	10	0.00	1.000
Kent Tekulve, R ERA:	(9, 1)	1.0		4	1	0	0	1	1	0	0	0	0	0	5	9	0.00	2.000

PITCHER	IP	WLS	BF	H	R	ER	SO	BB	IBB	HBP	BLK	WP	HR	S	P	ERA	WHIP

WP: 0	PB: 0	SB: 1	CS: 0
PA: 43			

New York Mets @ Pittsburgh Pirates

Three Rivers Stadium, Pittsburgh, PA

Sat May 25 1974, 7:05 PM EDT

Att. 11,260 - Unknown

BOTTOM

Batter	1	2	3	4	5	6	7	8	9	AB	R	H	RBI	BB	SO	LOB
Rennie Stennett, R (1, 4) OBP: 0.347, SLG: 0.417	FC6-4 1B	F3		1-3		6-3			P6	5	0	1	0	0	0	2
Gene Clines, R (1, 8) (3, 9) OBP: 0.275, SLG: 0.262	FC6-4 1B 1-2f		1B 2B HBP		BB 2B 1B		1B		K	4	2	2	0	0	1	1
Al Oliver, L (1, 3) (3, 8) OBP: 0.289, SLG: 0.447	F7		2B 1B 1-2		F7		F9		F8	5	1	1	0	0	0	3
Willie Stargell, L (1, 7) OBP: 0.366, SLG: 0.486 Bob Robertson, R (3, 3) OBP: 0.182, SLG: 0.195	1B 1-2		K		2B BB 1-2		K			1 2	0 0	1 0	0 0	0 1	0 2	0 3
Richie Zisk, R (1, 9) (3, 7) OBP: 0.405, SLG: 0.467	F8		2B 1-H 2-H		2B 1-3 2-H		K			4	0	2	3	0	1	3
Manny Sanguillen, R (1, 2) OBP: 0.285, SLG: 0.373		1B 1-3 1B	P5		P5			F8		4	0	1	0	0	0	3
Richie Hebner, L (1, 5) OBP: 0.367, SLG: 0.503		K	G3		3-1			P6		4	0	0	0	0	1	4
Frank Taveras, R (1, 6) OBP: 0.299, SLG: 0.288		1-3 1-2		6-3		3-4		CS 1B		4	0	1	0	0	0	1
Dock Ellis, S (1, 1) OBP: 0.313, SLG: 0.154 Kurt Bevacqua, R (6, PH) Dave Giusti, R (7, 1) OBP: 0.250, SLG: 0.250 Paul Popovich, S (8, PH) OBP: 0.136, SLG: 0.095 Kent Tekulve, R (9, 1)		2-3 1B		4-3		F3		F2 1-2		2 1 0 1 0	0 0 0 0 0	1 0 0 0 0	0 0 0 0 0	0 0 0 0 0	0 0 0 0 0	0 0 0 1 0
Inning Stats	R: 0 E: 0 K: 0 S: 5 H: 2 LOB: 2 BB: 0 P: 5	R: 0 E: 0 K: 1 S: 7 H: 2 LOB: 2 BB: 0 P: 7	R: 2 E: 0 K: 1 S: 7 H: 2 LOB: 1 BB: 0 P: 8	R: 0 E: 0 K: 0 S: 3 H: 0 LOB: 0 BB: 0 P: 3	R: 1 E: 0 K: 0 S: 5 H: 2 LOB: 2 BB: 1 P: 9	R: 0 E: 0 K: 0 S: 3 H: 0 LOB: 0 BB: 0 P: 3	R: 0 E: 0 K: 2 S: 8 H: 1 LOB: 1 BB: 0 P: 8	R: 0 E: 0 K: 0 S: 4 H: 1 LOB: 1 BB: 0 P: 4	R: 0 E: 0 K: 1 S: 5 H: 0 LOB: 0 BB: 0 P: 5	1B: 8 2B: 2 3B: 0 HR: 0	SF: 0 SAC: 0 DP: 0 HBP: 1						

PITCHER	IP	WLS	BF	H	R	ER	SO	BB	IBB	HBP	BLK	WP	HR	S	P	ERA	WHIP
Jerry Koosman, L (1, 1) ERA: 2.99	9.0	W	39	10	3	3	5	1	0	1	0	0	0	47	52	3.00	1.222

PITCHER	IP	WLS	BF	H	R	ER	SO	BB	IBB	HBP	BLK	WP	HR	S	P	ERA	WHIP

livebaseballscorecards.com

AB	37
R	3
H	10
RBI	3
BB	1
SO	5
LOB	21

WP: 0 PB: 0 SB: 0 CS: 1 PA: 39

Batter	1	2	3	4	5	6	7	8	9	AB	R	H	RBI	BB	SO	LOB
Bud Harrelson, S (1, 6) OBP: 0.415, SLG: 0.304	K		F8	5-3	6-3		3-1			5	0	0	0	0	1	2
Felix Millan, R (1, 4) OBP: 0.366, SLG: 0.343	F9		4-3	5-3			F9	BB, 1B	1B	5	1	1	2	0	0	0
Rusty Staub, L (1, 9) OBP: 0.363, SLG: 0.461	BB, 1B		4-3			F8	FC6-4	BB	IBB	3	1	1	0	2	0	0
Cleon Jones, R (1, 7) OBP: 0.341, SLG: 0.389	BB			4-3, 1B		BB	FC6-4, 1B	BB	BB, 1B	3	1	2	0	1	0	1
John Milner, L (1, 3) OBP: 0.330, SLG: 0.402	BB			K		BB	1B	1B	HBP, 1B	3	0	2	2	2	1	1
Duffy Dyer, R (1, 2) OBP: 0.250, SLG: 0.143	F8			4-3		K	4-3		HBP	4	0	0	0	0	1	8
Ted Martinez, R (1, 5) OBP: 0.308, SLG: 0.417		4-3		1B		1-3			3-1, 1B, K	5	1	2	1	0	1	5
Wayne Garrett, L (9, 5) OBP: 0.236, SLG: 0.322										0	0	0	0	0	0	0
Don Hahn, R (1, 8) OBP: 0.386, SLG: 0.558		F8		F7		G6-4-3, 1B			3-1, 1B	4	1	2	0	0	0	1
Craig Swan, R (1, 1) OBP: 0.417, SLG: 0.364		5-3			F9	G6-4-3			F7	2	0	0	0	0	0	0
George Theodore, R (7, PH) OBP: 0.278, SLG: 0.278										1	0	0	0	0	0	1
Ray Sadecki, L (7, 1)										0	0	0	0	0	0	0
Jerry Grote, R (9, PH) OBP: 0.333, SLG: 0.422										0	0	0	0	0	0	0
Ken Boswell, L (9, PH) OBP: 0.333, SLG: 0.297										1	0	0	0	0	0	2
Harry Parker, R (9, 1)										0	0	0	0	0	0	0
Inning Stats	R: 0 E: 0 K: 1 S: 7 H: 2 LOB: 3 BB: 1 P: 11	R: 0 E: 0 K: 0 S: 3 H: 0 LOB: 0 BB: 0 P: 3	R: 0 E: 0 K: 0 S: 3 H: 0 LOB: 0 BB: 0 P: 3	R: 1 E: 0 K: 1 S: 7 H: 2 LOB: 1 BB: 0 P: 7	R: 0 E: 0 K: 0 S: 3 H: 0 LOB: 0 BB: 0 P: 3	R: 0 E: 0 K: 1 S: 5 H: 0 LOB: 2 BB: 1 P: 10	R: 0 E: 0 K: 0 S: 3 H: 1 LOB: 0 BB: 0 P: 3	R: 0 E: 0 K: 0 S: 4 H: 1 LOB: 2 BB: 1 P: 8	R: 4 E: 0 K: 1 S: 9 H: 4 LOB: 3 BB: 2 P: 18	1B: 9 2B: 1 3B: 0 HR: 0 SF: 0 SAC: 0 DP: 1 HBP: 2	WP: 0 PB: 0 SB: 0 CS: 0 PA: 43					

PITCHER		IP	WLS	BF	H	R	ER	SO	BB	IBB	HBP	BLK	WP	HR	S	P	ERA	WHIP
Jim Rooker, L ERA: 2.34	(1, 1)	8.0		35	8	3	3	3	3	0	1	0	0	0	37	50	3.38	1.375
Dave Giusti, R ERA: 4.4	(9, 1)	0.2	L	5	1	0	0	0	1	1	0	0	0	0	3	11	0.00	3.000
Ramon Hernandez, L ERA: 1.89	(9, 1)	0.0		2	1	2	2	0	0	0	1	0	0	0	1	2	∞	∞
Kent Tekulve, R ERA:	(9, 1)	0.1		1	0	0	0	1	0	0	0	0	0	0	3	3	0.00	0.000

PITCHER	IP	WLS	BF	H	R	ER	SO	BB	IBB	HBP	BLK	WP	HR	S	P	ERA	WHIP

TOP

New York Mets @ Pittsburgh Pirates

Three Rivers Stadium, Pittsburgh, PA

Sun May 26 1974, 3:33 AM EDT

Att. 15,573 - Unknown

livebaseballscorecards.com

AB	36
R	5
H	10
RBI	5
BB	5
SO	4
LOB	21

New York Mets @ Pittsburgh Pirates

Three Rivers Stadium, Pittsburgh, PA

Sun May 26 1974, 3:33 AM EDT

Att. 15,573 - Unknown

BOTTOM

Batter	1	2	3	4	5	6	7	8	9	AB	R	H	RBI	BB	SO	LOB
Rennie Stennett, R (1, 4) OBP: 0.348, SLG: 0.416	K	P5		L6-3			1B		1-2 1B	5	0	2	0	0	1	2
Ed Kirkpatrick, L (1, 9) OBP: 0.432, SLG: 0.343	P5		4-3		F9		1-2 1B		P6	5	0	1	0	0	0	2
Richie Hebner, L (1, 5) OBP: 0.364, SLG: 0.493	E5		BBB 4-0 2B SF9 BB		F2		G3			3	1	0	0	1	0	2
Al Oliver, L (1, 8) OBP: 0.288, SLG: 0.448	P6		1-3 2B		F9			4-3		4	0	1	0	0	0	1
Richie Zisk, R (1, 7) OBP: 0.400, SLG: 0.454		F8	IBB			F9		4-3		3	0	0	0	1	0	0
Bob Robertson, R (1, 3) OBP: 0.208, SLG: 0.279		HR	3-H SF9			BBB 4-0 G4-6-3 BB		6-3		2	1	1	2	1	0	0
Manny Sanguillen, R (1, 2) OBP: 0.276, SLG: 0.362		P4	F8			1-2f G4-6-3			SSS K2-3	4	0	0	0	0	1	3
Frank Taveras, R (1, 6) OBP: 0.308, SLG: 0.289		BBBB WP 1B BB		SSS K			6-3		1B	3	1	1	0	1	1	0
Jim Rooker, R (1, 1) OBP: 0.391, SLG: 0.409		1-H 1B		BBBB L6-3 BB			6-3		F8	2	0	1	1	1	0	0
Dave Giusti, R (9, 1) OBP: 0.250, SLG: 0.250										0	0	0	0	0	0	0
Ramon Hernandez, S (9, 1)										0	0	0	0	0	0	0
Kent Tekulve, R (9, 1)										0	0	0	0	0	0	0
Paul Popovich, S (9, PH) OBP: 0.130, SLG: 0.091										1	0	0	0	0	0	1
Inning Stats	R: 0 E: 1 K: 1 S: 6 H: 0 LOB: 1 BB: 0 P: 6	R: 2 E: 0 K: 0 S: 5 H: 2 LOB: 1 BB: 1 P: 9	R: 1 E: 0 K: 0 S: 4 H: 1 LOB: 2 BB: 2 P: 12	R: 0 E: 0 K: 1 S: 4 H: 0 LOB: 0 BB: 1 P: 8	R: 0 E: 0 K: 0 S: 3 H: 0 LOB: 0 BB: 0 P: 3	R: 0 E: 0 K: 0 S: 2 H: 0 LOB: 0 BB: 1 P: 6	R: 0 E: 0 K: 0 S: 5 H: 2 LOB: 2 BB: 0 P: 5	R: 0 E: 0 K: 0 S: 3 H: 0 LOB: 0 BB: 0 P: 3	R: 0 E: 0 K: 1 S: 7 H: 2 LOB: 2 BB: 0 P: 7	1B: 5 2B: 2 3B: 0 HR: 1	SF: 1 SAC: 0 DP: 2 HBP: 0						

	AB	32
	R	3
	H	7
	RBI	3
	BB	5
	SO	3
	LOB	11

PITCHER		IP	WLS	BF	H	R	ER	SO	BB	IBB	HBP	BLK	WP	HR	S	P	ERA	WHIP
Craig Swan, R ERA: 4.15	(1, 1)	6.0		25	3	3	3	2	4	1	0	0	1	1	24	44	4.50	1.167
Ray Sadecki, L ERA: 7.16	(7, 1)	2.0	W	8	2	0	0	0	0	0	0	0	0	0	8	8	0.00	1.000
Harry Parker, R ERA: 2.59	(9, 1)	1.0	S	5	2	0	0	1	0	0	0	0	0	0	7	7	0.00	2.000

PITCHER	IP	WLS	BF	H	R	ER	SO	BB	IBB	HBP	BLK	WP	HR	S	P	ERA	WHIP

livebaseballscorecards.com

Batter	1	2	3	4	5	6	7	8	9	AB	R	H	RBI	BB	SO	LOB
Bud Harrelson, S (1, 6) OBP: 0.417, SLG: 0.328	BBBB 4-0 FC6-4 BB		x 0-0 ② F8		x 0-0 1-H HR			x 0-0 ① F4		3	1	1	2	1	0	1
Felix Millan, R (1, 4) OBP: 0.358, SLG: 0.335	x 0-0 ① F9		x 0-0 ③ 5-3		x 0-0 ③ F9			x 0-0 ② P4		4	0	0	0	0	0	2
Rusty Staub, L (1, 9) OBP: 0.361, SLG: 0.462	x 0-0 ② F7			x 0-0 ① 6-3		x 0-0 ① F7		x 0-0 2B		4	0	1	0	0	0	1
Cleon Jones, R (1, 7) OBP: 0.333, SLG: 0.380	x 0-0 ③ FC6-4 1-2f			SSS 0-3 ② K		x 0-0 ② 4-3		x 0-0 ③ 5-3		4	0	0	0	0	1	2
John Milner, L (1, 3) OBP: 0.328, SLG: 0.399		SSS 0-3 ① K		x 0-0 FC5-4 1B		x 0-0 F8			x 0-0 ① 1-3	4	0	1	0	0	1	0
Jerry Grote, R (1, 2) OBP: 0.331, SLG: 0.415		x 0-0 ② F7		x 0-0 ③ FC5-4 1-2f			x 0-0 FC5-4 1B		x 0-0 ② F8	4	0	1	0	0	0	1
Ted Martinez, R (1, 5) OBP: 0.279, SLG: 0.375		SSS 0-3 ③ K			x 0-0 ① P6		x 0-0 ① FC5-4 1-2f		SSS 0-3 ③ K	4	0	0	0	0	2	1
Don Hahn, R (1, 8) OBP: 0.400, SLG: 0.547			BBBB 4-0 FC6-4 BB		BBBB 4-0 HR BB		SSS 0-3 ② K			1	1	0	0	2	1	1
Tom Seaver, R (1, 1) OBP: 0.231, SLG: 0.091 George Theodore, R (7, PH) OBP: 0.263, SLG: 0.263 Bob Apodaca, R (7, 1)			x 0-0 ① FC6-4 1-2f		SSS 0-3 ② K		SSS 0-3 ③ K			2 1 0	0 0 0	0 0 0	0 0 0	0 0 0	1 1 0	2 1 0
Inning Stats	R: 0 H: 0 E: 0 LOB: 1 K: 0 BB: 1 S: 3 P: 7	R: 0 H: 0 E: 0 LOB: 0 K: 2 BB: 0 S: 7 P: 7	R: 0 H: 0 E: 0 LOB: 1 K: 0 BB: 1 S: 3 P: 7	R: 0 H: 1 E: 0 LOB: 1 K: 1 BB: 0 S: 6 P: 6	R: 2 H: 1 E: 0 LOB: 0 K: 1 BB: 1 S: 6 P: 10	R: 0 H: 0 E: 0 LOB: 0 K: 0 BB: 0 S: 3 P: 3	R: 0 H: 1 E: 0 LOB: 1 K: 2 BB: 0 S: 8 P: 8	R: 0 H: 1 E: 0 LOB: 1 K: 0 BB: 0 S: 4 P: 4	R: 0 H: 0 E: 0 LOB: 0 K: 1 BB: 0 S: 5 P: 5	1B: 2 SF: 0 2B: 1 SAC: 0 3B: 0 DP: 0 HR: 1 HBP: 0						WP: 0 PA: 34 PB: 0 SB: 0 CS: 0	

PITCHER	IP	WLS	BF	H	R	ER	SO	BB	IBB	HBP	BLK	WP	HR	S	P	ERA	WHIP
Fred Norman, L (1, 1) ERA: 2.53	9.0	W	34	4	2	2	7	3	0	0	0	0	1	45	57	2.00	0.778

PITCHER	IP	WLS	BF	H	R	ER	SO	BB	IBB	HBP	BLK	WP	HR	S	P	ERA	WHIP

TOP

New York Mets @ Cincinnati Reds

Riverfront Stadium, Cincinnati, OH

Mon May 27 1974, 7:05 PM EDT

Att. 20,057 - Unknown

livebaseballscorecards.com

AB	31
R	2
H	4
RBI	2
BB	3
SO	7
LOB	12

New York Mets @ Cincinnati Reds

Riverfront Stadium, Cincinnati, OH

Mon May 27 1974, 7:05 PM EDT

Att. 20,057 - Unknown

BOTTOM

Batter	1	2	3	4	5	6	7	8	9	AB	R	H	RBI	BB	SO	LOB
Pete Rose, S (1, 7) OBP: 0.365, SLG: 0.371	0-0 1B 4-3 1B	0-0 F8		0-0 6-3			0-0 1-2 1B			4	1	2	0	0	0	0
Joe Morgan, L (1, 4) OBP: 0.478, SLG: 0.513	0-0 4-3 S SF8 1-3 1B	0-0 2B			0-0 F5		0-0 L9			4	2	2	0	0	0	2
Johnny Bench, R (1, 2) OBP: 0.415, SLG: 0.513	BBBB 4-0 4-3 1B 1-2 BB	0-0 2-H 2B			BBBB 4-0 G1-6-3 BB		0-0 F9			2	1	1	1	2	0	2
Tony Perez, R (1, 3) OBP: 0.337, SLG: 0.479 Darrel Chaney, S (9, 5) OBP: 0.333, SLG: 0.375	0-0 SSS 4-3 1-2 2-3 3-H	0-3 K			0-0 G1-6-3 1-2f			0-0 P3		4 0	0 0	0 0	1 0	0 0	1 0	4 0
Dan Driessen, L (1, 5) (9, 3) OBP: 0.373, SLG: 0.409	IIII 4-0 1B IBB		0-0 G3-6-3 1B			0-0 F7		0-0 F7		3	0	1	0	1	0	0
Terry Crowley, L (1, 9) OBP: 0.237, SLG: 0.303 George Foster, R (7, 9) OBP: 0.330, SLG: 0.369	0-0 SF8 3-H		0-0 G3-6-3 1-2f			SSS 0-3 K		0-0 5-3		2 1	0 0	0 0	1 0	0 0	1 0	1 0
Dave Concepcion, R (1, 6) OBP: 0.305, SLG: 0.410	0-0 1-2 2-H 1B		0-0 5-3			0-0 6-3				3	0	1	1	0	0	0
Cesar Geronimo, L (1, 8) OBP: 0.388, SLG: 0.431	0-0 F7			0-0 4-3			0-0 FC1-6 1B			3	0	1	0	0	0	2
Fred Norman, S (1, 1) OBP: 0.111, SLG: 0.111		0-0 F7		SSS 0-3 K			0-0 FC1-6 1-2f			3	0	0	0	0	1	1
Inning Stats	R: 3 E: 0 K: 0 S: 6 H: 3 LOB: 2 BB: 2 P: 14	R: 1 E: 0 K: 1 S: 7 H: 2 LOB: 1 BB: 0 P: 7	R: 0 E: 0 K: 0 S: 3 H: 1 LOB: 0 BB: 0 P: 3	R: 0 E: 0 K: 1 S: 5 H: 0 LOB: 0 BB: 0 P: 5	R: 0 E: 0 K: 0 S: 2 H: 0 LOB: 0 BB: 1 P: 6	R: 0 E: 0 K: 1 S: 5 H: 0 LOB: 0 BB: 0 P: 5	R: 0 E: 0 K: 0 S: 5 H: 2 LOB: 2 BB: 0 P: 5	R: 0 E: 0 K: 0 S: 3 H: 0 LOB: 0 BB: 0 P: 3		1B: 6 2B: 2 3B: 0 HR: 0	SF: 1 SAC: 0 DP: 2 HBP: 0					

PITCHER		IP	WLS	BF	H	R	ER	SO	BB	IBB	HBP	BLK	WP	HR	S	P	ERA	WHIP
Tom Seaver, R ERA: 3.89	(1, 1)	6.0	L	25	6	4	4	3	2	1	0	0	0	0	28	40	6.00	1.333
Bob Apodaca, R ERA: 6.65	(7, 1)	2.0		8	2	0	0	0	0	0	0	0	0	0	8	8	0.00	1.000

PITCHER	IP	WLS	BF	H	R	ER	SO	BB	IBB	HBP	BLK	WP	HR	S	P	ERA	WHIP

AB	29
R	4
H	8
RBI	4
BB	3
SO	3
LOB	12

WP: 0 PB: 0 SB: 1 CS: 0 PA: 33

livebaseballscorecards.com

New York Mets @ Cincinnati Reds

Riverfront Stadium, Cincinnati, OH

Tue May 28 1974, 7:05 PM EDT

Att. 14,017 - Unknown

TOP

livebaseballscorecards.com

Batter	1	2	3	4	5	6	7	8	9	AB	R	H	RBI	BB	SO	LOB
Bud Harrelson, S (1, 6) OBP: 0.417, SLG: 0.331	G3	G3			FC6-4 1B	1B		F5		5	0	2	1	0	0	3
Felix Millan, R (1, 4) OBP: 0.349, SLG: 0.328	K		1-3		F8	SF9			P3	4	0	0	1	0	1	1
Cleon Jones, R (1, 7) OBP: 0.330, SLG: 0.374	BB 1B		F8		FC6-4 1B	F8			K	5	0	1	0	0	1	3
Rusty Staub, L (1, 9) OBP: 0.372, SLG: 0.462	BB	BB			1B		4-3		1B BB	2	0	1	0	3	0	0
John Milner, L (1, 3) OBP: 0.325, SLG: 0.393	G3		F8		4-3		3-1		1B	5	0	1	0	0	0	5
Dave Schneck, L (1, 8) OBP: 0.295, SLG: 0.398		G3		P6		F9	F7		K	5	0	0	0	0	1	2
Ken Boswell, L (1, 5) OBP: 0.372, SLG: 0.341		K		1B		1B E 1B		1B		4	1	3	0	0	1	0
Ron Hodges, L (1, 2) OBP: 0.327, SLG: 0.386		BB		F9		FC1 1B 1B SF9		F9		3	1	0	0	1	0	3
George Stone, L (1, 1) OBP: 0.190, SLG: 0.150 Bob Miller, R (5, 1) OBP: 0.333, SLG: 0.667 Ed Kranepool, L (6, PH) OBP: 0.400, SLG: 0.391 Ray Sadecki, L (6, 1) Wayne Garrett, L (8, PH) OBP: 0.235, SLG: 0.319 Bob Apodaca, R (8, 1)		BB		K		SF9 1B		K		1 0 1 0 1 0	0 0 0 0 0 0	0 0 1 0 0 0	0 0 0 0 0 0	1 0 0 0 0 0	1 0 0 0 1 0	1 0 0 0 1 0

	AB	36
	R	2
	H	9
	RBI	2
	BB	5
	SO	6
	LOB	19

Inning Stats																		
	R: 0	H: 1	R: 0	H: 0	R: 0	H: 0	R: 0	H: 1	R: 0	H: 2	R: 2	H: 3	R: 0	H: 0	R: 0	H: 1	R: 0	H: 1
	E: 0	LOB: 2	E: 0	LOB: 2	E: 0	LOB: 1	E: 0	LOB: 1	E: 0	LOB: 2	E: 1	LOB: 2	E: 0	LOB: 0	E: 0	LOB: 2	E: 0	LOB: 2
	K: 1	BB: 1	K: 1	BB: 2	K: 0	BB: 1	K: 1	BB: 0	K: 0	BB: 0	K: 0	BB: 0	K: 0	BB: 0	K: 1	BB: 0	K: 2	BB: 1
	S: 6	P: 10	S: 5	P: 13	S: 3	P: 7	S: 6	P: 6	S: 5	P: 5	S: 7	P: 7	S: 3	P: 3	S: 6	P: 6	S: 8	P: 12

	1B: 9	SF: 1	WP: 0	PA: 42
	2B: 0	SAC: 0	PB: 0	
	3B: 0	DP: 0	SB: 0	
	HR: 0	HBP: 0	CS: 0	

PITCHER		IP	WLS	BF	H	R	ER	SO	BB	IBB	HBP	BLK	WP	HR	S	P	ERA	WHIP
Clay Kirby, R ERA: 4.4	(1, 1)	8.2	W	41	9	2	0	5	5	0	0	0	0	0	46	66	0.00	1.615
Clay Carroll, R ERA: 2.74	(9, 1)	0.1		1	0	0	0	1	0	0	0	0	0	0	3	3	0.00	0.000

PITCHER	IP	WLS	BF	H	R	ER	SO	BB	IBB	HBP	BLK	WP	HR	S	P	ERA	WHIP

New York Mets @ Cincinnati Reds

Riverfront Stadium, Cincinnati, OH

Tue May 28 1974, 7:05 PM EDT

Att. 14,017 - Unknown

BOTTOM

Batter	1	2	3	4	5	6	7	8	9	AB	R	H	RBI	BB	SO	LOB
Pete Rose, S (1, 7) OBP: 0.363, SLG: 0.374	F9		P4	2B		F3		F7		4	0	1	1	0	0	1
Cesar Geronimo, L (8, 8) OBP: 0.384, SLG: 0.425										1	0	0	0	0	0	1
Joe Morgan, L (1, 4) OBP: 0.473, SLG: 0.503	BB		F9	L7		F8				3	1	0	0	1	0	2
Johnny Bench, R (1, 2) OBP: 0.411, SLG: 0.526	K		HR		P4	F6				4	1	1	2	0	1	1
Tony Perez, R (1, 3) OBP: 0.346, SLG: 0.488	1B		2B		BB		P4			3	1	2	1	1	0	0
Darrel Chaney, S (8, 5) OBP: 0.333, SLG: 0.375										0	0	0	0	0	0	0
Dave Concepcion, R (1, 6) OBP: 0.303, SLG: 0.406	5-3		F8		1B		K			4	1	1	0	0	1	2
Merv Rettenmund, R (1, 9) OBP: 0.333, SLG: 0.434		K		HR	2B		F8			4	1	2	2	0	1	0
George Foster, R (1, 8) (8, 7) OBP: 0.327, SLG: 0.356		6-3		L4	F8			SH1-4	HBP	3	0	0	0	0	0	2
Dan Driessen, L (1, 5) (8, 3) OBP: 0.370, SLG: 0.412		G3		E5	2B			F8		4	1	1	1	0	0	1
Clay Kirby, R (1, 1) OBP: 0.182, SLG: 0.100			BB	SH2-4	1-3			SH1-4		1	1	0	0	1	0	2
Clay Carroll, R (9, 1)										0	0	0	0	0	0	0
Inning Stats	R: 1 H: 1 E: 0 LOB: 1 K: 1 BB: 1 S: 6 P: 10	R: 0 H: 0 E: 0 LOB: 0 K: 1 BB: 0 S: 5 P: 5	R: 2 H: 2 E: 0 LOB: 1 K: 0 BB: 1 S: 5 P: 9	R: 2 H: 2 E: 1 LOB: 1 K: 0 BB: 0 S: 6 P: 6	R: 2 H: 3 E: 0 LOB: 2 K: 0 BB: 1 S: 6 P: 10	R: 0 H: 0 E: 0 LOB: 0 K: 0 BB: 0 S: 3 P: 3	R: 0 H: 0 E: 0 LOB: 0 K: 1 BB: 0 S: 5 P: 5	R: 0 H: 0 E: 0 LOB: 1 K: 0 BB: 0 S: 3 P: 4		1B: 3 SF: 0 2B: 3 SAC: 2 3B: 0 DP: 0 HR: 2 HBP: 1						

livebaseballscorecards.com

AB	31
R	7
H	8
RBI	7
BB	3
SO	3
LOB	12

WP: 0 PA: 37
PB: 0
SB: 1
CS: 0

PITCHER		IP	WLS	BF	H	R	ER	SO	BB	IBB	HBP	BLK	WP	HR	S	P	ERA	WHIP
George Stone, L ERA: 4.99	(1, 1)	4.2	L	26	8	7	6	2	3	0	0	0	0	2	27	39	11.57	2.357
Bob Miller, R ERA: 3.38	(5, 1)	0.1		1	0	0	0	0	0	0	0	0	0	0	1	1	0.00	0.000
Ray Sadecki, L ERA: 6.38	(6, 1)	2.0		6	0	0	0	1	0	0	0	0	0	0	8	8	0.00	0.000
Bob Apodaca, R ERA: 6.35	(8, 1)	1.0		4	0	0	0	0	0	0	1	0	0	0	3	4	0.00	0.000

PITCHER	IP	WLS	BF	H	R	ER	SO	BB	IBB	HBP	BLK	WP	HR	S	P	ERA	WHIP

Batter	1	2	3	4	5	6	7	8	9	10	AB	R	H	RBI	BB	SO	LOB
Bud Harrelson, S (1, 6) OBP: 0.410, SLG: 0.333	6-3		P6			FC5-4		2B		K	5	0	1	0	0	1	1
Felix Millan, R (1, 4) OBP: 0.342, SLG: 0.320	F9			4-3		L4		5-3			4	0	0	0	0	0	3
Rusty Staub, L (1, 9) OBP: 0.369, SLG: 0.454	F7			F7			F7	IBB			3	0	0	0	1	0	0
Cleon Jones, R (1, 7) OBP: 0.333, SLG: 0.394		1B		K			HR	4-3			4	1	2	1	0	1	3
John Milner, L (1, 3) OBP: 0.323, SLG: 0.407		F2			K		HR		4-3		4	1	1	1	0	1	1
Jerry Grote, R (1, 2) OBP: 0.320, SLG: 0.400		1-3			4-3		F8		F8		4	0	0	0	0	0	1
Ted Martinez, R (1, 5) OBP: 0.255, SLG: 0.341		F2			5-3		6-3		6-3		4	0	0	0	0	0	1
Don Hahn, R (1, 8) OBP: 0.391, SLG: 0.526			F7			FC5-4		F8		5-3	4	0	1	0	0	0	0
Jon Matlack, L (1, 1) OBP: 0.143, SLG: 0.100			K			K		F8		F8	3	0	1	0	0	2	1
Ken Boswell, L (10, PH) OBP: 0.364, SLG: 0.333											1	0	0	0	0	0	0
Harry Parker, R (10, 1)											0	0	0	0	0	0	0
Inning Stats	R: 0 E: 0 K: 0 S: 3 H: 0 LOB: 0 BB: 0 P: 3	R: 0 E: 0 K: 0 S: 4 H: 1 LOB: 1 BB: 0 P: 4	R: 0 E: 0 K: 1 S: 5 H: 0 LOB: 0 BB: 0 P: 5	R: 0 E: 0 K: 1 S: 5 H: 0 LOB: 0 BB: 0 P: 5	R: 0 E: 0 K: 1 S: 5 H: 0 LOB: 0 BB: 0 P: 5	R: 0 E: 0 K: 1 S: 6 H: 1 LOB: 1 BB: 0 P: 6	R: 2 E: 0 K: 0 S: 5 H: 2 LOB: 0 BB: 0 P: 5	R: 0 E: 0 K: 0 S: 5 H: 2 LOB: 3 BB: 1 P: 9	R: 0 E: 0 K: 0 S: 3 H: 0 LOB: 0 BB: 0 P: 3	R: 0 E: 0 K: 1 S: 5 H: 0 LOB: 0 BB: 0 P: 5	1B: 3 2B: 1 3B: 0 HR: 2	SF: 0 SAC: 0 DP: 0 HBP: 0		WP: 0 PB: 0 SB: 0 CS: 0	PA: 37			

PITCHER		IP	WLS	BF	H	R	ER	SO	BB	IBB	HBP	BLK	WP	HR	S	P	ERA	WHIP
Don Gullett, L ERA: 2.58	(1, 1)	7.0		25	4	2	2	4	0	0	0	0	0	2	33	33	2.57	0.571
Pedro Borbon, R ERA: 1.77	(8, 1)	2.0		9	2	0	0	0	0	1	0	0	0	0	8	12	0.00	1.000
Clay Carroll, R ERA: 2.63	(10, 1)	1.0	W	3	0	0	0	1	0	0	0	0	0	0	5	5	0.00	0.000

PITCHER	IP	WLS	BF	H	R	ER	SO	BB	IBB	HBP	BLK	WP	HR	S	P	ERA	WHIP

TOP

New York Mets @ Cincinnati Reds

Riverfront Stadium, Cincinnati, OH

Wed May 29 1974, 7:05 PM EDT
Att. 16,339 - Unknown

livebaseballscorecards.com

AB	36
R	2
H	6
RBI	2
BB	1
SO	5
LOB	11

Batter	1	2	3	4	5	6	7	8	9	10	AB	R	H	RBI	BB	SO	LOB
Pete Rose, S (1, 7) OBP: 0.369, SLG: 0.382	6-3		1-H 2B		BBBB BB		PB 1B		1-2f FC6		4	0	2	1	1	0	1
Joe Morgan, L (1, 4) OBP: 0.462, SLG: 0.488	K		K		P4		1-2 K			F7	5	0	0	0	0	3	3
Johnny Bench, R (1, 2) OBP: 0.401, SLG: 0.509	F8		P6		P4			K		P5	5	0	0	0	0	1	2
Tony Perez, R (1, 3) OBP: 0.347, SLG: 0.503		FC5-4 1B	5-3			6-3		6-3		HR	5	1	2	1	0	0	1
Dave Concepcion, R (1, 6) OBP: 0.302, SLG: 0.399		1-2f FC5-4 E S 1B		K		P4		BB			3	1	0	0	1	1	1
Merv Rettenmund, R (1, 9) OBP: 0.339, SLG: 0.431		1-H 4-3 1B		P4		BLK BB		L9			3	0	1	1	1	0	1
George Foster, R (1, 8) OBP: 0.324, SLG: 0.363		1-2 4-3		2B		1-2 6-3			6-3		4	0	1	0	0	0	2
Dan Driessen, L (1, 5) OBP: 0.361, SLG: 0.400		4-3		4-3			F7		L6		4	0	0	0	0	0	2
Don Gullett, R (1, 1) OBP: 0.375, SLG: 0.333 Andy Kosco, R (7, PH) OBP: 0.276, SLG: 0.269 Pedro Borbon, R (8, 1) OBP: 0.250, SLG: 0.250 Phil Gagliano, R (9, PH) OBP: 0.571, SLG: 0.250 Cesar Geronimo, L (9, PR) OBP: 0.384, SLG: 0.425 Clay Carroll, R (10, 1)			2B 1B		5-3		P5		BBBB FC6 1B BB		2 1 0 0 0 0	1 0 0 0 0 0	1 0 0 0 1 0	0 0 0 0 0 0	0 0 0 0 0 0	0 0 0 0 0 0	0 0 0 0 0 0
Inning Stats	R: 0 H: 0 E: 0 LOB: 0 K: 1 BB: 0 S: 5 P: 5	R: 1 H: 2 E: 0 LOB: 1 K: 0 BB: 0 S: 5 P: 5	R: 1 H: 2 E: 0 LOB: 1 K: 1 BB: 0 S: 7 P: 7	R: 0 H: 1 E: 0 LOB: 1 K: 1 BB: 0 S: 6 P: 6	R: 0 H: 0 E: 0 LOB: 1 K: 0 BB: 1 S: 3 P: 7	R: 0 H: 0 E: 0 LOB: 1 K: 0 BB: 1 S: 3 P: 7	R: 0 H: 1 E: 0 LOB: 1 K: 1 BB: 0 S: 6 P: 6	R: 0 H: 0 E: 0 LOB: 1 K: 1 BB: 1 S: 5 P: 9	R: 0 H: 0 E: 0 LOB: 1 K: 0 BB: 1 S: 3 P: 7	R: 1 H: 1 E: 0 LOB: 0 K: 0 BB: 0 S: 3 P: 3	1B: 4 SF: 0 2B: 2 SAC: 0 3B: 0 DP: 0 HR: 1 HBP: 0						

PITCHER		IP	WLS	BF	H	R	ER	SO	BB	IBB	HBP	BLK	WP	HR	S	P	ERA	WHIP
Jon Matlack, L ERA: 2.11	(1, 1)	9.0		37	6	2	2	5	4	0	0	1	0	0	43	59	2.00	1.111
Harry Parker, R ERA: 2.81	(10, 1)	0.2	L	3	1	1	1	0	0	0	0	0	0	1	3	3	13.50	1.500

PITCHER	IP	WLS	BF	H	R	ER	SO	BB	IBB	HBP	BLK	WP	HR	S	P	ERA	WHIP

BOTTOM

New York Mets @ Cincinnati Reds

Riverfront Stadium, Cincinnati, OH

Wed May 29 1974, 7:05 PM EDT

Att. 16,339 - Unknown

livebaseballscorecards.com

AB	36
R	3
H	7
RBI	3
BB	4
SO	5
LOB	13

WP: 0 PA: 40
PB: 1
SB: 1
CS: 0

Batter	1	2	3	4	5	6	7	8	9	AB	R	H	RBI	BB	SO	LOB
Greg Gross, L (1, 7) OBP: 0.444, SLG: 0.421	0-0 ① 1-3	0-0 ③ FC6-4 1-2f		4-0 BBB FC6-4 BB		0-0 ② 6-3 2-3		0-3 ② SSS K		4	0	0	0	1	1	4
Roger Metzger, S (1, 6) OBP: 0.342, SLG: 0.348	0-0 ② 6-3		4-0 BBB F8 1B BB	0-0 ③ FC6-4 1-2f		0-0 ③ 4-3		0-3 ③ SSS K		4	0	0	0	1	1	4
Cesar Cedeno, R (1, 8) OBP: 0.376, SLG: 0.528	0-0 ③ P5		0-0 CS 1-2 1B		0-0 1B SF8-4 1B		0-0 HR		0-0 4-3 1B 1B	5	3	4	1	0	0	0
Bob Watson, R (1, 3) OBP: 0.400, SLG: 0.416		0-0 BB BB 1B 1B	0-0 ① F8 2-3		0-0 SF8-4 1-3 1B		0-0 ① 6-3		0-0 ① 4-3 1-2	5	1	2	0	0	0	3
Cliff Johnson, R (1, 2) OBP: 0.451, SLG: 0.600		4-0 BBB 1B BB SF7 1-2 BB	4-0 ② BBB 1-2 BB		0-0 ①② SF8-4 1-2 3-H		4-0 BBB BB		4-0 BBB 1B 1B BB	0	2	0	1	4	0	0
Ollie Brown, R (1, 9) OBP: 0.242, SLG: 0.355		4-0 BBB 1B 1-2 2-3 BB	0-0 ③ 6-3		0-0 ③ F3		0-3 ② SSS K		0-0 1B 1-2 2-H 1B	4	0	1	1	1	1	3
Doug Rader, R (1, 5) OBP: 0.333, SLG: 0.395		0-0 FC6-4 1-2 2-3 3-H 1B		0-3 ① SSS K		0-0 SSS 1B 3B	0-3 ③ SSS K		0-0 ② 1-3 2-H 1B	5	1	3	2	0	2	1
Tommy Helms, R (1, 4) OBP: 0.331, SLG: 0.421 Larry Milbourne, S (8, 4) OBP: 0.391, SLG: 0.368		0-3 ① SSS K		0-0 SH1-4 1B		0-0 6-3 SH1-3 3-H 1B		0-0 2B	0-0 ③ 1-3	4 1	0 0	3 0	1 0	0 0	1 0	3 1
Don Wilson, R (1, 1) OBP: 0.091, SLG: 0.100 Fred Scherman, L (7, 1)		0-0 ② SF7 3-H		0-0 ② SH1-4 1-2		0-0 ① SH1-3 1-2		0-3 ① SSS K		0 1	0 0	0 0	1 0	0 0	0 1	0 1
Inning Stats	R: 0 H: 0 E: 0 LOB: 0 K: 0 BB: 0 S: 3 P: 3	R: 2 H: 2 E: 0 LOB: 2 K: 1 BB: 2 S: 7 P: 15	R: 0 H: 1 E: 0 LOB: 2 K: 0 BB: 2 S: 3 P: 11	R: 0 H: 1 E: 0 LOB: 2 K: 1 BB: 1 S: 6 P: 10	R: 1 H: 2 E: 0 LOB: 0 K: 0 BB: 0 S: 4 P: 4	R: 1 H: 2 E: 0 LOB: 1 K: 0 BB: 0 S: 5 P: 5	R: 1 H: 1 E: 0 LOB: 1 K: 2 BB: 1 S: 8 P: 12	R: 0 H: 1 E: 0 LOB: 1 K: 3 BB: 0 S: 10 P: 10	R: 2 H: 3 E: 0 LOB: 1 K: 0 BB: 1 S: 5 P: 9	1B: 10 SF: 2 2B: 2 SAC: 2 3B: 1 DP: 1 HR: 1 HBP: 0						WP: 0 PA: 44 PB: 0 SB: 0 CS: 1	

PITCHER	IP	WLS	BF	H	R	ER	SO	BB	IBB	HBP	BLK	WP	HR	S	P	ERA	WHIP
Jerry Koosman, L (1, 1) ERA: 3.19	6.0	L	29	8	4	4	2	5	0	0	0	0	0	28	48	6.00	2.167
Bob Apodaca, R (7, 1) ERA: 6.2	2.0		9	2	1	1	5	1	0	0	0	0	1	18	22	4.50	1.500
Bob Miller, R (9, 1) ERA: 4.12	1.0		6	3	2	2	0	1	0	0	0	0	0	5	9	18.00	4.000

PITCHER	IP	WLS	BF	H	R	ER	SO	BB	IBB	HBP	BLK	WP	HR	S	P	ERA	WHIP

TOP

Houston Astros @ New York Mets

Shea Stadium, Flushing, NY

Fri May 31 1974, 7:05 PM EDT

Att. 20,736 - Unknown

livebaseballscorecards.com

AB	33
R	7
H	13
RBI	7
BB	7
SO	7
LOB	20

BOTTOM

Houston Astros @ New York Mets

Shea Stadium, Flushing, NY

Fri May 31 1974, 7:05 PM EDT

Att. 20,736 - Unknown

Batter	1	2	3	4	5	6	7	8	9	AB	R	H	RBI	BB	SO	LOB
Bud Harrelson, S (1, 6) OBP: 0.412, SLG: 0.329	BBBB 4-0 BB S BB	BBBB 4-0 FC6-4 BB		x 0-0 ③ F7		x 0-0 ③ 4-3		x 0-0 ③ F7		2	0	0	0	2	0	2
Ted Martinez, R (8, PH) OBP: 0.250, SLG: 0.333 (9, 6)										1	0	0	0	0	0	0
Felix Millan, R (1, 4) OBP: 0.338, SLG: 0.317	x 0-0 ① F9 1-2	x 0-0 ③ FC6-4 1-2f			x 0-0 FC4-6 1B		x 0-0 ① F8		x 0-0 ① 4-3	5	0	1	0	0	0	3
Cleon Jones, R (1, 7) OBP: 0.335, SLG: 0.391	BBBB 4-0 BB BB		x 0-0 ① 5-3		x 0-0 ① P3		x 0-0 1B 1B 1B		x 0-0 ② F8	4	1	1	0	1	0	1
Rusty Staub, L (1, 9) OBP: 0.375, SLG: 0.455	BBBB 4-0 1-2 2-3 BB		x 0-0 BB 1B		x 0-0 ② FC4-6 1-2f		x 0-0 1B 1-2 1B		x 0-0 ③ 4-3	4	0	2	0	1	0	1
John Milner, L (1, 3) OBP: 0.322, SLG: 0.403	x 0-0 ② F2		x 0-0 ② F2		x 0-0 ③ 4-3		x 0-0 1-2 2-H 1B			4	0	1	1	0	0	5
Dave Schneck, L (1, 8) OBP: 0.304, SLG: 0.408	x 0-0 ③ F5		BBBB 4-0 1-2 BB			x 0-0 SSS 2B	0-3 ② K			2	0	1	0	1	0	3
Don Hahn, R (7, PH) OBP: 0.385, SLG: 0.517 (8, 8)										1	0	0	0	0	1	2
Wayne Garrett, L (1, 5) OBP: 0.229, SLG: 0.311		x 0-0 ① 4-3	x 0-0 ③ F5			x 0-0 ① F7	SSS 0-3 ③ K			4	0	0	0	0	1	5
Jerry Grote, R (1, 2) OBP: 0.317, SLG: 0.395		x 0-0 SH1-4 1B		x 0-0 ① 6-3		x 0-0 ② 6-3		x 0-0 ① P4		4	0	1	0	0	0	1
Jerry Koosman, R (1, 1) OBP: 0.138, SLG: 0.107		x 0-0 ② SH1-4 1-2		x 0-0 ② F7		BBBB 4-0 BB		x 0-0 ② F8		1	0	0	0	0	0	0
Ed Kranepool, L (6, PH) OBP: 0.423, SLG: 0.391										0	0	0	0	1	0	0
Bob Apodaca, R (7, 1)										0	0	0	0	0	0	0
Duffy Dyer, R (8, PH) OBP: 0.235, SLG: 0.133										1	0	0	0	0	0	0
Bob Miller, R (9, 1) OBP: 0.333, SLG: 0.667										0	0	0	0	0	0	0
Inning Stats	R: 0 E: 0 K: 0 S: 3 H: 0 LOB: 3 BB: 3 P: 15	R: 0 E: 0 K: 0 S: 4 H: 1 LOB: 2 BB: 1 P: 8	R: 0 E: 0 K: 0 S: 4 H: 1 LOB: 2 BB: 1 P: 8	R: 0 E: 0 K: 0 S: 3 H: 0 LOB: 0 BB: 0 P: 3	R: 0 E: 0 K: 0 S: 4 H: 1 LOB: 1 BB: 0 P: 4	R: 0 E: 0 K: 0 S: 4 H: 1 LOB: 2 BB: 1 P: 8	R: 1 E: 0 K: 2 S: 10 H: 3 LOB: 2 BB: 0 P: 10	R: 0 E: 0 K: 0 S: 3 H: 0 LOB: 0 BB: 0 P: 3	R: 0 E: 0 K: 0 S: 3 H: 0 LOB: 0 BB: 0 P: 3	1B: 6 2B: 1 3B: 0 HR: 0	SF: 0 SAC: 1 DP: 0 HBP: 0						

PITCHER		IP	WLS	BF	H	R	ER	SO	BB	IBB	HBP	BLK	WP	HR	S	P	ERA	WHIP
Don Wilson, R ERA: 5.31	(1, 1)	6.1	W	32	7	1	1	0	6	0	0	0	0	0	26	50	1.42	2.053
Fred Scherman, L ERA: 3.14	(7, 1)	2.2		8	0	0	0	2	0	0	0	0	0	0	12	12	0.00	0.000

PITCHER	IP	WLS	BF	H	R	ER	SO	BB	IBB	HBP	BLK	WP	HR	S	P	ERA	WHIP

livebaseballscorecards.com

AB	33
R	1
H	7
RBI	1
BB	6
SO	2
LOB	23

WP: 0 PB: 0 SB: 1 CS: 0 PA: 40

Batter	1	2	3	4	5	6	7	8	9	AB	R	H	RBI	BB	SO	LOB
Greg Gross, L (1, 9) OBP: 0.446, SLG: 0.419	BBBB 4-0 CS BB		x 0-0 ③ G3		x 0-0 1-2 1B			x 0-0 ① F7		3	0	1	0	1	0	0
Roger Metzger, S (1, 6) OBP: 0.333, SLG: 0.338	SSS 0-3 ①② K 1-2			SSS 0-3 ① K	x 0-0 ③ 4-3			x 0-0 ② 4-3		4	0	0	0	0	2	3
Cesar Cedeno, R (1, 8) OBP: 0.373, SLG: 0.537	SSS 0-3 ③ K			x 0-0 HR		SSS 0-3 ① K		x 0-0 ③ 4-3		4	1	1	1	0	2	0
Bob Watson, R (1, 7) OBP: 0.402, SLG: 0.418		x 0-0 ① L3		x 0-0 1B		x 0-0 BLK 1B			x 0-0 ① 6-3	4	0	2	0	0	0	0
Lee May, R (1, 3) OBP: 0.299, SLG: 0.418		x 0-0 1B		SSS 0-3 ② K		x 0-0 ② F8 1-2			SSS 0-3 ② K	4	0	1	0	0	2	2
Milt May, L (1, 2) OBP: 0.309, SLG: 0.336		x 0-0 ② F7		SSS 0-3 ③ K		x 0-0 ③ F8			SSS 0-3 ③ K	4	0	0	0	0	2	3
Doug Rader, R (1, 5) OBP: 0.328, SLG: 0.389		x 0-0 ③ 1-3			x 0-0 ① F3		SSS 0-3 ① K			3	0	0	0	0	1	1
Tommy Helms, R (1, 4) OBP: 0.331, SLG: 0.416			x 0-0 ① 5-3		BBBB 4-0 FC2-6 BB		SSS 0-3 ② K			2	0	0	0	1	1	0
Dave Roberts, L (1, 1) OBP: 0.182, SLG: 0.323			x 0-0 ② 6-3		x 0-0 ② FC2-6 1B 1-2f		SSS 0-3 ③ K			3	0	0	0	0	1	1
Inning Stats	R: 0 E: 0 K: 2 S: 6 H: 0 LOB: 0 BB: 1 P: 10	R: 0 E: 0 K: 0 S: 4 H: 1 LOB: 1 BB: 0 P: 4	R: 0 E: 0 K: 0 S: 3 H: 0 LOB: 0 BB: 0 P: 3	R: 1 E: 0 K: 3 S: 11 H: 2 LOB: 1 BB: 0 P: 11	R: 0 E: 0 K: 0 S: 4 H: 1 LOB: 2 BB: 1 P: 8	R: 0 E: 0 K: 1 S: 6 H: 1 LOB: 1 BB: 0 P: 6	R: 0 E: 0 K: 3 S: 9 H: 0 LOB: 0 BB: 0 P: 9	R: 0 E: 0 K: 0 S: 3 H: 0 LOB: 0 BB: 0 P: 3	R: 0 E: 0 K: 2 S: 7 H: 0 LOB: 0 BB: 0 P: 7	1B: 4 2B: 0 3B: 0 HR: 1	SF: 0 SAC: 0 DP: 0 HBP: 0						

PITCHER		IP	WLS	BF	H	R	ER	SO	BB	IBB	HBP	BLK	WP	HR	S	P	ERA	WHIP
Tom Seaver, R ERA: 3.61	(1, 1)	9.0	W	33	5	1	1	11	2	0	0	1	0	1	53	61	1.00	0.778

PITCHER		IP	WLS	BF	H	R	ER	SO	BB	IBB	HBP	BLK	WP	HR	S	P	ERA	WHIP

TOP

Houston Astros @ New York Mets

Shea Stadium, Flushing, NY

Sat Jun 01 1974, 3:33 AM EDT

Att. 18,994 - Unknown

livebaseballscorecards.com

AB	31
R	1
H	5
RBI	1
BB	2
SO	11
LOB	10

PA: 33

WP: 0 PB: 0 SB: 0 CS: 1

Houston Astros @ New York Mets

Shea Stadium, Flushing, NY

Sat Jun 01 1974, 3:33 AM EDT

Att. 18,994 - Unknown

BOTTOM

Batter	1	2	3	4	5	6	7	8	9	AB	R	H	RBI	BB	SO	LOB
Don Hahn, R (1, 8) OBP: 0.391, SLG: 0.548	0-0 1B 3B		0-0 P6 ①		0-0 5-3 ②		0-0 1B			4	1	2	0	0	0	1
Felix Millan, R (1, 4) OBP: 0.341, SLG: 0.321	0-0 2B 1B 3-H		0-0 5-3 ②		0-0 FC5 1B 1B 2-3		0-0 F8 ②			4	1	2	1	0	0	1
Rusty Staub, L (1, 9) OBP: 0.377, SLG: 0.462	0-0 4-3 2B 1-H		0-0 4-3 ③		0-0 1B 1B 1-2 3-H		S S S 0-3 K ③			4	0	2	2	0	1	1
Cleon Jones, R (1, 7) OBP: 0.328, SLG: 0.383	0-0 4-3 ① 2-3			0-0 1-3 ①	0-0 FC5 ③ 2-3f			0-0 6-3 ①		4	0	0	0	0	0	3
John Milner, L (1, 3) OBP: 0.321, SLG: 0.405	0-0 P6 ②			0-0 G3 ②		0-0 F9 2B		0-0 P4 ②		4	0	1	0	0	0	1
Jerry Grote, R (1, 2) OBP: 0.323, SLG: 0.393	0-0 5-3 ③			0-0 1B		0-0 F9 ① 2-3		B B B B 4-0 BB		3	0	1	0	1	0	2
Ted Martinez, R (1, 6) OBP: 0.231, SLG: 0.306			0-0 F8 ①	0-0 F9 ③		0-0 L1 ②		0-0 1-3 ③		4	0	0	0	0	0	3
Wayne Garrett, L (1, 5) OBP: 0.231, SLG: 0.311			0-0 1-3 ②		0-0 1B SH1-4 1B 1B	0-0 F9 ③				3	1	1	0	0	0	1
Tom Seaver, R (1, 1) OBP: 0.214, SLG: 0.083			0-0 P6 ③		0-0 SH1-4 ① 1-2		S S S 0-3 K ①			2	0	0	0	0	1	0
Inning Stats	R: 2 H: 3 E: 0 LOB: 1 K: 0 BB: 0 S: 6 P: 6		R: 0 H: 0 E: 0 LOB: 0 K: 0 BB: 0 S: 3 P: 3	R: 0 H: 1 E: 0 LOB: 1 K: 0 BB: 0 S: 4 P: 4	R: 1 H: 3 E: 0 LOB: 2 K: 0 BB: 0 S: 6 P: 6	R: 0 H: 1 E: 0 LOB: 1 K: 0 BB: 0 S: 4 P: 4	R: 0 H: 1 E: 0 LOB: 1 K: 2 BB: 0 S: 8 P: 8	R: 0 H: 0 E: 0 LOB: 1 K: 0 BB: 1 S: 3 P: 7		1B: 6 SF: 0 2B: 2 SAC: 1 3B: 1 DP: 0 HR: 0 HBP: 0						

livebaseballscorecards.com

AB	32
R	3
H	9
RBI	3
BB	1
SO	2
LOB	13

WP: 0 PA: 34
PB: 0
SB: 0
CS: 0

PITCHER		IP	WLS	BF	H	R	ER	SO	BB	IBB	HBP	BLK	WP	HR	S	P	ERA	WHIP
Dave Roberts, L ERA: 3.48	(1, 1)	8.0	L	34	9	3	3	2	1	0	0	0	0	0	37	41	3.38	1.250

PITCHER	IP	WLS	BF	H	R	ER	SO	BB	IBB	HBP	BLK	WP	HR	S	P	ERA	WHIP

Cincinnati Reds @ New York Mets

Shea Stadium, Flushing, NY

Mon Jun 03 1974, 7:05 PM EDT

Att. 23,065 - Unknown

Batter	1	2	3	4	5	6	7	8	9	AB	R	H	RBI	BB	SO	LOB
Pete Rose, S (1, 7) OBP: 0.374, SLG: 0.375	x 0-0 FC5-4 1B	x 0-0 FC6 1-2f ③		x 0-0 F9 ②	4-0 IBB		x 0-0 4-3 ③			4	0	1	0	1	0	3
Joe Morgan, L (1, 4) OBP: 0.458, SLG: 0.469	x 0-0 F7 ①		S S S 0-3 K ①	x 0-0 1B 1-2 1B	S S S 0-3 K ③			x 0-0 4-3 ①		5	0	1	0	0	2	4
Johnny Bench, R (1, 2) OBP: 0.390, SLG: 0.497	x 0-0 FC5-4 1-2f ②		S S S 0-3 K ②	x 0-0 1-2 2-H 1B		x 0-0 F8 ①		x 0-0 F9 ②		5	0	1	1	0	1	1
Tony Perez, R (1, 3) OBP: 0.367, SLG: 0.519	x 0-0 5-3 ③		x 0-0 2B 1B	x 0-0 1-3 ③		x 0-0 5-3 1B 1B		x 0-0 FC6-4 1B		5	2	3	0	0	0	3
Dave Concepcion, R (1, 6) OBP: 0.322, SLG: 0.413		x 0-0 5-3 ①	x 0-0 S 1-H 2B		x 0-0 F9 ①	x 0-0 5-3 1-2 ②		x 0-0 FC6-4 1-2f ③		5	0	1	1	0	0	2
Merv Rettenmund, R (1, 9) OBP: 0.349, SLG: 0.438		x 0-0 4-3 ②	B B B B 4-0 2-3 BB		x 0-0 1B 2B	x 0-0 FC6-4 2-H 1B			x 0-0 4-3 ①	3	1	2	1	1	0	0
Cesar Geronimo, L (8, 8) OBP: 0.387, SLG: 0.443										1	0	0	0	0	0	0
George Foster, R (1, 8) OBP: 0.322, SLG: 0.369 (8, 9)		x 0-0 1B 2B	x 0-0 6-3 ③		x 0-0 WP WP 2-H 1B	x 0-0 FC6-4 1-2f ③			x 0-0 F7 ②	5	1	2	1	0	0	3
Andy Kosco, R (1, 5) OBP: 0.314, SLG: 0.267		x 0-0 BB 2-H 1B		B B B B 4-0 1B 1B BB	4-0 WP 1-2 IBB		x 0-0 6-3 ①		x 0-0 F7 ③	2	1	1	1	2	0	0
Darrel Chaney, S (7, 5) OBP: 0.286, SLG: 0.316										1	0	0	0	0	0	0
Clay Kirby, R (1, 1) OBP: 0.192, SLG: 0.087		B B B B 4-0 FC6 1-2 BB		S S S 0-3 K ①	x 0-0 5-3 1-2 2-3 ②		x 0-0 F9 ②			3	0	0	0	1	1	3

Inning Stats	1	2	3	4	5	6	7	8	9		
	R: 0 H: 1 E: 0 LOB: 1 K: 0 BB: 0 S: 4 P: 4	R: 1 H: 2 E: 0 LOB: 2 K: 0 BB: 1 S: 5 P: 9	R: 1 H: 2 E: 0 LOB: 2 K: 2 BB: 1 S: 9 P: 13	R: 1 H: 2 E: 0 LOB: 2 K: 1 BB: 1 S: 7 P: 11	R: 1 H: 2 E: 0 LOB: 3 K: 1 BB: 2 S: 7 P: 15	R: 1 H: 2 E: 0 LOB: 1 K: 0 BB: 0 S: 5 P: 5	R: 0 H: 0 E: 0 LOB: 0 K: 0 BB: 0 S: 3 P: 3	R: 0 H: 1 E: 0 LOB: 1 K: 0 BB: 0 S: 4 P: 4	R: 0 H: 0 E: 0 LOB: 0 K: 0 BB: 0 S: 3 P: 3	1B: 9 SF: 0 2B: 3 SAC: 0 3B: 0 DP: 0 HR: 0 HBP: 0	WP: 2 PA: 44 PB: 0 SB: 1 CS: 0

PITCHER		IP	WLS	BF	H	R	ER	SO	BB	IBB	HBP	BLK	WP	HR	S	P	ERA	WHIP
Jon Matlack, L ERA: 2.51	(1, 1)	7.0	L	37	11	5	5	4	3	2	0	0	2	0	40	60	6.43	2.000
Bob Miller, R ERA: 3.74	(8, 1)	2.0		7	1	0	0	0	0	0	0	0	0	0	7	7	0.00	0.500

PITCHER	IP	WLS	BF	H	R	ER	SO	BB	IBB	HBP	BLK	WP	HR	S	P	ERA	WHIP

TOP

AB	39
R	5
H	12
RBI	5
BB	5
SO	4
LOB	19

livebaseballscorecards.com

Cincinnati Reds @ New York Mets

Shea Stadium, Flushing, NY

Mon Jun 03 1974, 7:05 PM EDT

Att. 23,065 - Unknown

BOTTOM

Batter	1	2	3	4	5	6	7	8	9	AB	R	H	RBI	BB	SO	LOB
Wayne Garrett, L (1, 5) OBP: 0.236, SLG: 0.310	F7		BB		FC4-6 1B		F7		F8	4	0	1	0	1	0	1
Felix Millan, R (1, 4) OBP: 0.338, SLG: 0.318	F8		F7		FC4-6 1-2f		1B		L1	5	0	1	0	0	0	4
Cleon Jones, R (1, 7) OBP: 0.322, SLG: 0.374	6-3			F7	F8		F7			4	0	0	0	0	0	2
Rusty Staub, L (1, 9) OBP: 0.370, SLG: 0.452		5-3		F7	F8			F5		4	0	0	0	0	0	1
John Milner, L (1, 3) OBP: 0.324, SLG: 0.404		G3		BB 1B 1B		1B		P6		3	1	1	0	1	0	0
Dave Schneck, L (1, 8) OBP: 0.309, SLG: 0.406		4-3		E 1B 1B 1-3 1B		F3		BB		3	1	1	0	1	0	1
Jerry Grote, R (1, 2) OBP: 0.321, SLG: 0.388			P5	E 1B 1-2 3-H 1B		F9		5-3		4	0	1	1	0	0	2
Ted Martinez, R (1, 6) OBP: 0.232, SLG: 0.302			SH1-4 1B	E5 1B 1-2 2-3		5-3			P5	4	0	1	0	0	0	3
Jon Matlack, L (1, 1) OBP: 0.182, SLG: 0.143			SH1-4 1-2	1B 1-2 2-H 3-H			F9		BB	1	0	1	1	0	0	0
Ken Boswell, L (7, PH) OBP: 0.356, SLG: 0.326										1	0	0	0	0	0	0
Bob Miller, R (8, 1) OBP: 0.333, SLG: 0.667										0	0	0	0	0	0	0
Ed Kranepool, L (9, PH) OBP: 0.444, SLG: 0.391										0	0	0	0	1	0	0

Inning Stats	1	2	3	4	5	6	7	8	9
	R: 0 H: 0 E: 0 LOB: 0 K: 0 BB: 0 S: 3 P: 3	R: 0 H: 0 E: 0 LOB: 0 K: 0 BB: 0 S: 3 P: 3	R: 0 H: 1 E: 0 LOB: 2 K: 0 BB: 1 S: 4 P: 8	R: 2 H: 3 E: 1 LOB: 2 K: 0 BB: 1 S: 6 P: 10	R: 0 H: 1 E: 0 LOB: 1 K: 0 BB: 0 S: 4 P: 4	R: 0 H: 1 E: 0 LOB: 1 K: 0 BB: 0 S: 4 P: 4	R: 0 H: 1 E: 0 LOB: 1 K: 0 BB: 1 S: 4 P: 4	R: 0 H: 0 E: 0 LOB: 1 K: 0 BB: 1 S: 3 P: 7	R: 0 H: 0 E: 0 LOB: 1 K: 0 BB: 1 S: 3 P: 7

	1B	SF	WP	PA
	7	0	0	38
	2B: 0	SAC: 1	PB: 0	
	3B: 0	DP: 0	SB: 0	
	HR: 0	HBP: 0	CS: 0	

PITCHER	IP	WLS	BF	H	R	ER	SO	BB	IBB	HBP	BLK	WP	HR	S	P	ERA	WHIP
Clay Kirby, R (1, 1) ERA: 3.95	9.0	W	38	7	2	1	0	4	0	0	0	0	0	34	50	1.00	1.222

PITCHER	IP	WLS	BF	H	R	ER	SO	BB	IBB	HBP	BLK	WP	HR	S	P	ERA	WHIP

AB	33
R	2
H	7
RBI	2
BB	4
SO	0
LOB	14

livebaseballscorecards.com

Batter	1	2	3	4	5	6	7	8	9	10	AB	R	H	RBI	BB	SO	LOB
Pete Rose, S (1, 7) OBP: 0.373, SLG: 0.376	K		FC4-6		1B		1B	FC6-4		SF9	5	1	2	1	0	1	3
Joe Morgan, L (1, 4) OBP: 0.451, SLG: 0.464	1-3		2B		K		K	K		F9	6	0	1	0	0	3	6
Johnny Bench, R (1, 5) OBP: 0.386, SLG: 0.489	1B			5-3	K		K		K		5	0	1	0	0	3	4
Tony Perez, R (1, 3) OBP: 0.369, SLG: 0.516	P4			BB 1B SF8 1B	F7		BB 1B 1-2 2-3 BB		F8		3	1	1	0	1	0	3
Darrel Chaney, S (7, PR) OBP: 0.273, SLG: 0.300 (7, 6)											1	0	0	0	0	0	0
Dave Concepcion, R (1, 6) OBP: 0.322, SLG: 0.412		F8		BB 1-2 1B		5-3	1-2 2-H 3-H 1B		F9		3	0	1	0	0	0	0
Dan Driessen, L (7, PH) OBP: 0.343, SLG: 0.373 (7, 3)											2	0	1	2	0	0	0
Merv Rettenmund, R (1, 9) OBP: 0.348, SLG: 0.430		K		4-0 BB 1-2 2-3 BB		F9	F7			2B 3B 1B	2	0	0	0	1	1	0
Terry Crowley, L (7, PH) OBP: 0.238, SLG: 0.297											1	0	0	0	0	0	2
Clay Carroll, R (7, 1)											0	0	0	0	0	0	0
Pedro Borbon, R (8, 1) OBP: 0.300, SLG: 0.300											1	1	1	0	0	0	0
George Foster, R (1, 8) OBP: 0.333, SLG: 0.387		5-3		SF8 3-H		1B		4-0 FC6-4 1B BB		1-3 3B 2B	3	1	2	1	1	0	0
(7, 9)																	
Bill Plummer, R (1, 2) OBP: 0.222, SLG: 0.257			FC2-6 1B	P4		5-3		F3		K	5	0	1	0	0	1	6
Don Gullett, R (1, 1) OBP: 0.385, SLG: 0.348			FC2-6 FC4-6 1-2f		1B 1B		4-0 BB 1B 1B BB	FC6-4 1-2 1B		SF9 2-H 3-H 3B	2	0	1	0	0	0	1
Phil Gagliano, R (7, PH) OBP: 0.563, SLG: 0.222											0	0	0	0	1	0	0
Cesar Geronimo, L (7, PR) OBP: 0.400, SLG: 0.481 (7, 8)											2	2	2	2	0	0	0
Inning Stats	R: 0 E: 0 K: 1 S: 6 H: 1 LOB: 1 BB: 0 P: 6	R: 0 E: 0 K: 1 S: 5 H: 0 LOB: 0 BB: 0 P: 5	R: 0 E: 0 K: 0 S: 4 H: 2 LOB: 2 BB: 0 P: 4	R: 1 E: 0 K: 0 S: 5 H: 2 LOB: 2 BB: 1 P: 9	R: 0 E: 0 K: 2 S: 9 H: 2 LOB: 2 BB: 0 P: 9	R: 0 E: 0 K: 0 S: 4 H: 1 LOB: 1 BB: 0 P: 4	R: 2 E: 0 K: 2 S: 9 H: 2 LOB: 2 BB: 2 P: 17	R: 0 E: 0 K: 1 S: 6 H: 1 LOB: 2 BB: 1 P: 10	R: 0 E: 0 K: 1 S: 5 H: 0 LOB: 0 BB: 0 P: 5	R: 3 E: 0 K: 1 S: 8 H: 3 LOB: 0 BB: 0 P: 8	1B: 11 2B: 2 3B: 1 HR: 0	SF: 2 SAC: 0 DP: 0 HBP: 0						

PITCHER	IP	WLS	BF	H	R	ER	SO	BB	IBB	HBP	BLK	WP	HR	S	P	ERA	WHIP
Jerry Koosman, L (1, 1) ERA: 3.26	6.2		31	9	3	3	6	3	0	0	0	0	0	40	52	4.05	1.800
Harry Parker, R (7, 1) ERA: 2.73	1.0		6	2	0	0	0	1	0	0	0	0	0	5	9	0.00	3.000
Ray Sadecki, L (8, 1) ERA: 6.97	2.1	L	10	3	3	3	3	0	0	0	0	0	0	16	16	11.57	1.286

PITCHER	IP	WLS	BF	H	R	ER	SO	BB	IBB	HBP	BLK	WP	HR	S	P	ERA	WHIP

TOP

Cincinnati Reds @ New York Mets

Shea Stadium, Flushing, NY

Tue Jun 04 1974, 7:05 PM EDT

Att. 23,333 - Unknown

livebaseballscorecards.com

AB	41
R	6
H	14
RBI	6
BB	4
SO	9
LOB	25

WP: 0	PA: 47		
PB: 0			
SB: 0			
CS: 0			

Cincinnati Reds @ New York Mets

Shea Stadium, Flushing, NY

Tue Jun 04 1974, 7:05 PM EDT

Att. 23,333 - Unknown

BOTTOM

livebaseballscorecards.com

Batter	1	2	3	4	5	6	7	8	9	10	AB	R	H	RBI	BB	SO	LOB
Don Hahn, R (1, 8) OBP: 0.392, SLG: 0.545	BBBB 4-0 G4-6-3 BB		x 0-0 1B 1B 2-H 2B	x 0-0 ② P6			x 0-0 ① 5-3		x 0-0 ③ 5-3		4	1	1	1	1	0	1
Felix Millan, R (1, 4) OBP: 0.335, SLG: 0.315	x 0-0 ① F8		x 0-0 ① 1-3	x 0-0 ③ 2-H 1B			x 0-0 E5			x 0-0 ① 6-3	5	0	1	0	0	0	2
Rusty Staub, L (1, 9) OBP: 0.367, SLG: 0.445	x 0-0 ② ③ G4-6-3 1-2f		x 0-0 1B 1B 2-3 1B		x 0-0 ① P4		x 0-0 L4			x 0-0 ② F8	5	0	1	0	0	0	2
Cleon Jones, R (1, 7) OBP: 0.319, SLG: 0.370		x 0-0 G4-6-3 1B 1B	x 0-0 ② P3		SSS 0-3 ② K		SSS 0-3 ③ K			x 0-0 ③ F9	5	0	1	0	0	2	3
John Milner, L (1, 3) OBP: 0.327, SLG: 0.406		x 0-0 G4-6-3 1-2 1B	x 0-0 1B 1-2 3-H 1B		x 0-0 ③ P4			x 0-0 ① 4-3			4	0	2	1	0	0	0
Jerry Grote, R (1, 2) OBP: 0.319, SLG: 0.384		x 0-0 ① ② G4-6-3 1-2f 2-3	x 0-0 1-2 2-3 1B			x 0-0 ① P4		x 0-0 ② 6-3			4	0	1	0	0	0	2
Wayne Garrett, L (1, 5) OBP: 0.242, SLG: 0.329		BBBB 4-0 BB	SSS 0-3 ③ K			x 0-0 HR		x 0-0 ③ F7			3	1	1	1	1	1	3
Ted Martinez, R (1, 6) OBP: 0.237, SLG: 0.291 Ken Boswell, L (9, PH) OBP: 0.348, SLG: 0.318 Bud Harrelson, S (10, 6) OBP: 0.412, SLG: 0.329		x 0-0 ③ 5-3		BBBB 4-0 SH2-4 1B BB		x 0-0 ② F9			x 0-0 ① F9		2 1 0	0 0 0	0 0 0	0 0 0	1 0 0	0 0 0	2 0 0
Jerry Koosman, R (1, 1) OBP: 0.161, SLG: 0.167 Harry Parker, R (7, 1) Ray Sadecki, L (8, 1)			x 0-0 2B 2B	x 0-0 ① SH2-4 1-2		SSS 0-3 ③ K			x 0-0 ② 3-1		2 0 1	1 0 0	1 0 0	0 0 0	0 0 0	1 0 0	0 0 0
Inning Stats	R: 0 H: 0 E: 0 LOB: 0 K: 0 BB: 1 S: 2 P: 6	R: 0 H: 2 E: 0 LOB: 2 K: 0 BB: 1 S: 4 P: 8	R: 2 H: 5 E: 0 LOB: 3 K: 1 BB: 0 S: 10 P: 10	R: 0 H: 1 E: 0 LOB: 2 K: 0 BB: 1 S: 3 P: 7	R: 0 H: 0 E: 0 LOB: 0 K: 1 BB: 0 S: 5 P: 5	R: 1 H: 1 E: 0 LOB: 0 K: 1 BB: 0 S: 6 P: 6	R: 0 H: 0 E: 1 LOB: 1 K: 1 BB: 0 S: 6 P: 6	R: 0 H: 0 E: 0 LOB: 0 K: 0 BB: 0 S: 3 P: 3	R: 0 H: 0 E: 0 LOB: 0 K: 0 BB: 0 S: 3 P: 3	R: 0 H: 0 E: 0 LOB: 0 K: 0 BB: 0 S: 3 P: 3	1B: 6 2B: 2 3B: 0 HR: 1	SF: 0 SAC: 1 DP: 2 HBP: 0					WP: 0 PB: 0 SB: 0 CS: 0	PA: 40

	AB	36
	R	3
	H	9
	RBI	3
	BB	3
	SO	4
	LOB	15

PITCHER		IP	WLS	BF	H	R	ER	SO	BB	IBB	HBP	BLK	WP	HR	S	P	ERA	WHIP
Don Gullett, L ERA: 2.74	(1, 1)	6.0		27	9	3	3	3	3	0	0	0	0	1	30	42	4.50	2.000
Clay Carroll, R ERA: 2.33	(7, 1)	1.0		4	0	0	0	1	0	0	0	0	0	0	6	6	0.00	0.000
Pedro Borbon, R ERA: 1.65	(8, 1)	3.0	W	9	0	0	0	0	0	0	0	0	0	0	9	9	0.00	0.000

PITCHER		IP	WLS	BF	H	R	ER	SO	BB	IBB	HBP	BLK	WP	HR	S	P	ERA	WHIP

Cincinnati Reds @ New York Mets

Shea Stadium, Flushing, NY

Thu Jun 06 1974, 3:33 AM EDT

Att. 19,502 - Unknown

TOP

livebaseballscorecards.com

Batter	1	2	3	4	5	6	7	8	9	AB	R	H	RBI	BB	SO	LOB
Pete Rose, S (1, 7) OBP: 0.378, SLG: 0.395	4-3		2B 1B		1B 3B (1-H)		2B		F8 (2-3)	5	2	3	1	0	0	2
Dave Concepcion, R (1, 6) OBP: 0.319, SLG: 0.406	6-3		F9		K BLK 1B (3-H)		K		F8	5	0	1	1	0	1	4
Johnny Bench, R (1, 5) OBP: 0.388, SLG: 0.492	BB		2B (1-H)		K (1-3)		6-3			3	0	1	1	1	1	2
Dan Driessen, L (1, 3) OBP: 0.335, SLG: 0.363	1-3		F8		F8			K		4	0	0	0	0	1	2
Terry Crowley, L (1, 9) OBP: 0.244, SLG: 0.300		K	4-3			1B		1B		3	0	1	0	0	1	1
George Foster, R (8, PH) (8, 9) OBP: 0.339, SLG: 0.393										1	0	1	0	0	0	0
Cesar Geronimo, L (1, 8) OBP: 0.384, SLG: 0.459		4-3		K		K		F2		4	0	0	0	0	2	2
Hal King, L (1, 2)		BB		6-3		K		L9		3	0	0	0	1	1	2
Darrel Chaney, S (1, 4) OBP: 0.280, SLG: 0.273		BB (1-2)		K		F9			BB (F8 S)	2	0	0	0	1	1	1
Phil Gagliano, R (9, PH) OBP: 0.588, SLG: 0.222										0	0	0	0	1	0	0
Joe Morgan, L (9, PR) OBP: 0.451, SLG: 0.464										0	0	0	0	0	0	0
Roger Nelson, R (1, 1) OBP: 0.208, SLG: 0.136		4-3			BB 3B		K		K (1-2)	2	1	0	0	1	1	2
Pedro Borbon, R (7, 1) OBP: 0.300, SLG: 0.300										0	0	0	0	0	0	0
Tony Perez, R (9, PH) OBP: 0.367, SLG: 0.513										1	0	0	0	0	1	1

	AB	33
	R	3
	H	7
	RBI	3
	BB	5
	SO	10
	LOB	19

Inning Stats										
	R: 0 E: 0 K: 0 S: 3	H: 0 LOB: 1 BB: 1 P: 7	R: 0 E: 0 K: 1 S: 5	H: 0 LOB: 2 BB: 2 P: 13	R: 1 E: 0 K: 0 S: 5	H: 2 LOB: 1 BB: 0 P: 5	R: 0 E: 0 K: 2 S: 7	H: 0 LOB: 0 BB: 0 P: 7	R: 2 E: 0 K: 1 S: 6	H: 2 LOB: 0 BB: 1 P: 10
	R: 0 E: 0 K: 2 S: 8	H: 1 LOB: 1 BB: 0 P: 8	R: 0 E: 0 K: 2 S: 8	H: 1 LOB: 1 BB: 0 P: 8	R: 0 E: 0 K: 1 S: 6	H: 1 LOB: 1 BB: 0 P: 6	R: 0 E: 0 K: 1 S: 5	H: 0 LOB: 2 BB: 1 P: 9	1B: 4 2B: 2 3B: 1 HR: 0	SF: 0 SAC: 0 DP: 0 HBP: 0
	WP: 0 PB: 0 SB: 1 CS: 0	PA: 38								

PITCHER		IP	WLS	BF	H	R	ER	SO	BB	IBB	HBP	BLK	WP	HR	S	P	ERA	WHIP
Tom Seaver, R (1, 1) ERA: 3.62		7.0		30	6	3	3	8	4	0	0	1	0	0	42	58	3.86	1.429
Ray Sadecki, L (8, 1) ERA: 6.35		2.0	W	8	1	0	0	2	1	0	0	0	0	0	11	15	0.00	1.000

PITCHER	IP	WLS	BF	H	R	ER	SO	BB	IBB	HBP	BLK	WP	HR	S	P	ERA	WHIP

Batter	1	2	3	4	5	6	7	8	9	AB	R	H	RBI	BB	SO	LOB
Bud Harrelson, S (1, 6) OBP: 0.414, SLG: 0.329	BBBB 4-0 G3 BB		x 0-0 4-3 ①		x 0-0 4-3 ①		x 0-0 1B 1B 1-2 1B			3	1	1	0	1	0	0
Felix Millan, R (1, 4) OBP: 0.333, SLG: 0.313	x 0-0 G3 ① 1-2		x 0-0 F8 ②		x 0-0 6-3 ②		x 0-0 1B 1-2 2-3 1B			4	0	1	0	0	0	1
Cleon Jones, R (1, 7) OBP: 0.322, SLG: 0.369 Don Hahn, R (9, 8) OBP: 0.392, SLG: 0.545	x 0-0 F8 ②		BBBB 4-0 E BB		SSS 0-3 K ③		x 0-0 1B 1-2 2-H 3-H			3 0	0 0	1 0	2 0	1 0	1 0	1 0
Rusty Staub, L (1, 9) OBP: 0.360, SLG: 0.436	x 0-0 F8 ③		x 0-0 E6 1-3			x 0-0 4-3 ①	x 0-0 3-1 ③			4	0	0	0	0	0	4
John Milner, L (1, 3) OBP: 0.330, SLG: 0.423		x 0-0 1B G4-6-3 1B	x 0-0 F8 ③			x 0-0 3-1 ②		x 0-0 HR		4	2	2	1	0	0	2
Dave Schneck, L (1, 8) OBP: 0.315, SLG: 0.409 (9, 7)		x 0-0 G4-6-3 1-3 1B		x 0-0 G6-4-3 1B 1B		SSS 0-3 K ③		x 0-0 P6 ①		4	0	2	0	0	1	0
Wayne Garrett, L (1, 5) OBP: 0.242, SLG: 0.327		x 0-0 G4-6-3 ① ② 1-2f 3-H		x 0-0 G6-4-3 1-2 1B			x 0-0 4-3 ①	x 0-0 E4 G5-4-3		4	0	1	0	0	0	1
Jerry Grote, R (1, 2) OBP: 0.317, SLG: 0.380		x 0-0 1B		x 0-0 G6-4-3 ① ② 1-2f 2-3			SSS 0-3 K ②	x 0-0 G5-4-3 ② ③ 1-2f		4	0	1	0	0	1	3
Tom Seaver, R (1, 1) OBP: 0.200, SLG: 0.077 Ed Kranepool, L (7, PH) OBP: 0.464, SLG: 0.417 Ted Martinez, R (7, PR) OBP: 0.237, SLG: 0.291 Ray Sadecki, L (8, 1)		x 0-0 5-3 ③		x 0-0 F4 ③			x 0-0 1B 1B 1B 1B			2 1 0 0	0 0 1 0	0 1 0 0	0 0 0 0	0 0 0 0	0 0 0 0	2 0 0 0
Inning Stats	R: 0 E: 0 K: 0 S: 3 H: 0 LOB: 1 BB: 1 P: 7	R: 1 E: 0 K: 0 S: 5 H: 3 LOB: 1 BB: 0 P: 5	R: 0 E: 1 K: 0 S: 4 H: 0 LOB: 2 BB: 1 P: 8	R: 0 E: 0 K: 0 S: 4 H: 2 LOB: 1 BB: 0 P: 4	R: 0 E: 0 K: 0 S: 5 H: 0 LOB: 0 BB: 0 P: 5	R: 0 E: 0 K: 1 S: 5 H: 0 LOB: 0 BB: 0 P: 5	R: 2 E: 0 K: 1 S: 9 H: 4 LOB: 2 BB: 0 P: 9	R: 1 E: 1 K: 0 S: 4 H: 1 LOB: 0 BB: 0 P: 4		1B: 9 2B: 0 3B: 0 HR: 1	SF: 0 SAC: 0 DP: 3 HBP: 0					

PITCHER		IP	WLS	BF	H	R	ER	SO	BB	IBB	HBP	BLK	WP	HR	S	P	ERA	WHIP
Roger Nelson, R ERA: 3.27	(1, 1)	6.2		30	9	3	3	3	2	0	0	0	0	0	34	42	4.05	1.650
Pedro Borbon, R ERA: 1.79	(7, 1)	1.1	L	5	1	1	1	0	0	0	0	0	0	1	5	5	6.75	0.750

PITCHER	IP	WLS	BF	H	R	ER	SO	BB	IBB	HBP	BLK	WP	HR	S	P	ERA	WHIP

Cincinnati Reds @ New York Mets

Shea Stadium, Flushing, NY

Thu Jun 06 1974, 3:33 AM EDT

Att. 19,502 - Unknown

BOTTOM

livebaseballscorecards.com

AB	33
R	4
H	10
RBI	3
BB	2
SO	3
LOB	14

1B: 9	SF: 0	WP: 0	PA: 35
2B: 0	SAC: 0	PB: 0	
3B: 0	DP: 3	SB: 0	
HR: 1	HBP: 0	CS: 0	

Batter	1	2	3	4	5	6	7	8	9	AB	R	H	RBI	BB	SO	LOB
Bud Harrelson, S (1, 6) OBP: 0.405, SLG: 0.320	E7 SH3-4		P4		4-3 1-2 2-3		1-3			4	0	0	0	0	0	4
Felix Millan, R (1, 4) OBP: 0.329, SLG: 0.309	SH3-4 2-3		F8		6-3			F3		3	0	0	0	0	0	2
Cleon Jones, R (1, 7) OBP: 0.321, SLG: 0.367 Ed Kranepool, L (2, 7) OBP: 0.452, SLG: 0.407 Ted Martinez, R (8, PR) OBP: 0.237, SLG: 0.291 George Theodore, R (8, 7) OBP: 0.263, SLG: 0.263	K			6-3		F7		1B		1 3 0 0	0 0 0 0	0 1 0 0	0 0 0 0	0 0 0 0	1 0 0 0	1 0 0 0
Rusty Staub, L (1, 9) OBP: 0.358, SLG: 0.429	6-3			F8		G4-6-3 BB		F8		3	0	0	0	1	0	2
John Milner, L (1, 3) OBP: 0.329, SLG: 0.420		F9		1B		G4-6-3 1-2f		P5		4	0	1	0	0	0	2
Dave Schneck, L (1, 8) OBP: 0.313, SLG: 0.404		4-3		P6			1B 1B		F8	4	0	1	0	0	0	1
Wayne Garrett, L (1, 5) OBP: 0.247, SLG: 0.327		BB			FC5-6 1B 1B		P6	G3		3	0	1	0	1	0	1
Jerry Grote, R (1, 2) OBP: 0.322, SLG: 0.391 Don Hahn, R (9, PR) OBP: 0.392, SLG: 0.545		K			4-3 FC5-6 1-2 1B		F8	2B		4 0	0 0	2 0	0 0	0 0	1 0	2 0
Harry Parker, R (1, 1) Ken Boswell, L (7, PH) OBP: 0.362, SLG: 0.333 Bob Apodaca, R (7, 1) Ron Hodges, L (9, PH) OBP: 0.320, SLG: 0.378			K		FC5-6 4-3 1-2 2-3f		1-3 1B		4-3	2 1 0 1	0 0 0 0	0 1 0 0	0 0 0 0	1 0 0 0	2 0 0 1	2 0 0 1
Inning Stats	R: 0 E: 1 K: 1 S: 6 H: 0 LOB: 1 BB: 0 P: 6	R: 0 E: 0 K: 1 S: 5 H: 0 LOB: 1 BB: 1 P: 9	R: 0 E: 0 K: 1 S: 5 H: 0 LOB: 0 BB: 0 P: 5	R: 0 E: 0 K: 0 S: 4 H: 1 LOB: 1 BB: 0 P: 4	R: 0 E: 0 K: 0 S: 5 H: 2 LOB: 2 BB: 0 P: 5	R: 0 E: 0 K: 0 S: 2 H: 0 LOB: 0 BB: 1 P: 6	R: 0 E: 0 K: 0 S: 5 H: 2 LOB: 2 BB: 0 P: 5	R: 0 E: 0 K: 0 S: 4 H: 1 LOB: 1 BB: 0 P: 4	R: 0 E: 0 K: 0 S: 4 H: 1 LOB: 1 BB: 0 P: 4	1B: 6 2B: 1 3B: 0 HR: 0 SF: 0 SAC: 1 DP: 1 HBP: 0						

PITCHER	IP	WLS	BF	H	R	ER	SO	BB	IBB	HBP	BLK	WP	HR	S	P	ERA	WHIP
Don Wilson, R (1, 1) ERA: 4.38	9.0	W	36	7	0	0	3	2	0	0	0	0	0	40	48	0.00	1.000

PITCHER	IP	WLS	BF	H	R	ER	SO	BB	IBB	HBP	BLK	WP	HR	S	P	ERA	WHIP

TOP

New York Mets @ Houston Astros

Astrodome, Houston, TX

Fri Jun 07 1974, 8:05 PM EDT

Att. 15,406 - Unknown

livebaseballscorecards.com

AB	33
R	0
H	7
RBI	0
BB	2
SO	3
LOB	18

WP: 0 PB: 0 SB: 0 CS: 0 PA: 36

BOTTOM

New York Mets @ Houston Astros

Astrodome, Houston, TX

Fri Jun 07 1974, 8:05 PM EDT

Att. 15,406 - Unknown

Batter	1	2	3	4	5	6	7	8	9	AB	R	H	RBI	BB	SO	LOB
Greg Gross, L (1, 9) (8, 7) OBP: 0.435, SLG: 0.417	4-3		FC6-4 1-2f			F9		IBB		3	0	0	0	1	0	1
Roger Metzger, S (1, 6) OBP: 0.310, SLG: 0.314	K		4-3 1-2			G3		4-3		4	0	0	0	0	1	3
Cesar Cedeno, R (1, 8) OBP: 0.363, SLG: 0.521	E5 CS		F7			F8				3	0	0	0	0	0	1
Bob Watson, R (1, 7) OBP: 0.374, SLG: 0.385	CS 1-2	4-3		F9			K			3	0	0	0	0	1	0
Bob Gallagher, L (8, 9) OBP: 0.245, SLG: 0.217										0	0	0	0	0	0	0
Lee May, R (1, 3) OBP: 0.304, SLG: 0.467		HR		K			K			3	1	1	1	0	2	0
Milt May, L (1, 2) OBP: 0.308, SLG: 0.341		L6		G3			F9			3	0	0	0	0	0	0
Doug Rader, R (1, 5) OBP: 0.332, SLG: 0.394		E7 1B			P4			F7		3	0	1	0	0	0	0
Tommy Helms, R (1, 4) OBP: 0.321, SLG: 0.394		L5			F7			6-3		3	0	0	0	0	0	1
Larry Milbourne, S (9, 4) OBP: 0.391, SLG: 0.368										0	0	0	0	0	0	0
Don Wilson, R (1, 1) OBP: 0.214, SLG: 0.308			FC6-4 1B		K			2B		3	0	2	0	0	1	0
Inning Stats	R: 0 E: 1 K: 1 S: 5 H: 0 LOB: 0 BB: 0 P: 5	R: 1 E: 1 K: 0 S: 5 H: 2 LOB: 1 BB: 0 P: 5	R: 0 E: 0 K: 0 S: 4 H: 1 LOB: 1 BB: 0 P: 4	R: 0 E: 0 K: 1 S: 5 H: 0 LOB: 0 BB: 0 P: 5	R: 0 E: 0 K: 1 S: 5 H: 0 LOB: 0 BB: 0 P: 5	R: 0 E: 0 K: 0 S: 3 H: 0 LOB: 0 BB: 0 P: 3	R: 0 E: 0 K: 2 S: 7 H: 0 LOB: 0 BB: 0 P: 7	R: 0 E: 0 K: 0 S: 4 H: 1 LOB: 2 BB: 1 P: 8		1B: 2 2B: 1 3B: 0 HR: 1	SF: 0 SAC: 0 DP: 0 HBP: 0						

livebaseballscorecards.com

AB	28
R	1
H	4
RBI	1
BB	1
SO	5
LOB	6

WP: 0 PB: 0 SB: 0 CS: 1 PA: 30

PITCHER		IP	WLS	BF	H	R	ER	SO	BB	IBB	HBP	BLK	WP	HR	S	P	ERA	WHIP
Harry Parker, R ERA: 2.54	(1, 1)	6.0	L	21	3	1	1	3	0	0	0	0	0	1	27	27	1.50	0.500
Bob Apodaca, R ERA: 5.74	(7, 1)	2.0		8	1	0	0	2	0	1	0	0	0	0	11	15	0.00	0.500

PITCHER		IP	WLS	BF	H	R	ER	SO	BB	IBB	HBP	BLK	WP	HR	S	P	ERA	WHIP

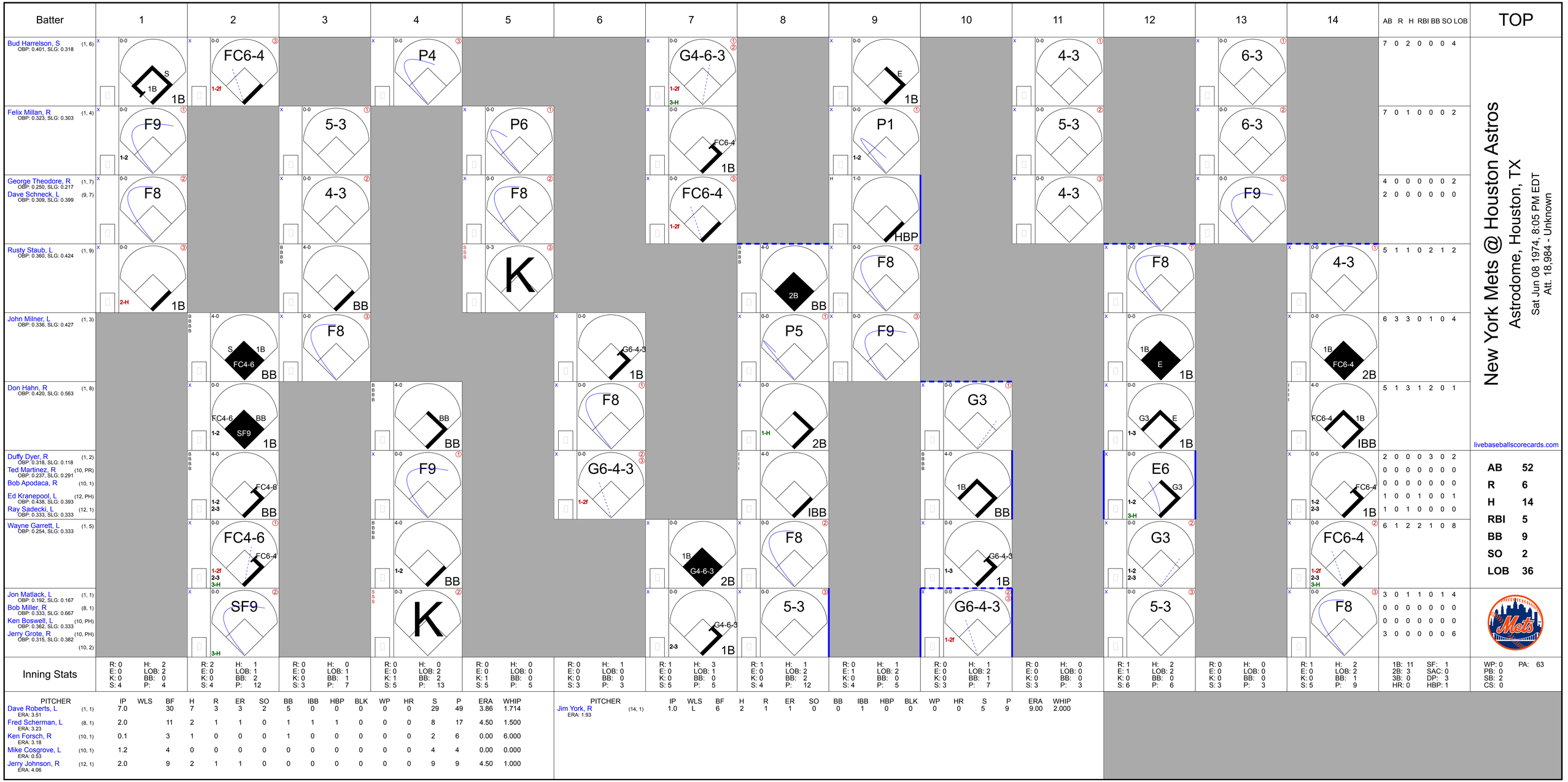
Batter
1
2
3
4
5
6
7
8
9
10
11
12
13
14
AB R H RBI BB SO LOB
TOP
Bud Harrelson, S (1, 6) OBP: 0.401, SLG: 0.318
Felix Millan, R (1, 4) OBP: 0.323, SLG: 0.303
George Theodore, R (1, 7) OBP: 0.250, SLG: 0.217
Dave Schneck, L (9, 7) OBP: 0.309, SLG: 0.399
Rusty Staub, L (1, 9) OBP: 0.360, SLG: 0.424
John Milner, L (1, 3) OBP: 0.336, SLG: 0.427
Don Hahn, R (1, 8) OBP: 0.420, SLG: 0.563
Duffy Dyer, R (1, 2) OBP: 0.318, SLG: 0.118
Ted Martinez, R (10, PR) OBP: 0.237, SLG: 0.291
Bob Apodaca, R (10, 1)
Ed Kranepool, L (12, PH) OBP: 0.438, SLG: 0.393
Ray Sadecki, L (12, 1) OBP: 0.333, SLG: 0.333
Wayne Garrett, L (1, 5) OBP: 0.254, SLG: 0.333
Jon Matlack, L (1, 1) OBP: 0.192, SLG: 0.167
Bob Miller, R (8, 1) OBP: 0.333, SLG: 0.667
Ken Boswell, L (10, PH) OBP: 0.362, SLG: 0.333
Jerry Grote, R (10, PH) OBP: 0.315, SLG: 0.382
(10, 2)
7 0 2 0 0 0 4
7 0 1 0 0 0 2
4 0 0 0 0 0 2
2 0 0 0 0 0 0
5 1 1 0 2 1 2
6 3 3 0 1 0 4
5 1 3 1 2 0 1
2 0 0 0 3 0 2
0 0 0 0 0 0 0
0 0 0 0 0 0 0
1 0 0 1 0 0 1
1 0 1 0 0 0 0
6 1 2 2 1 0 8
3 0 1 1 0 1 4
0 0 0 0 0 0 0
0 0 0 0 0 0 0
3 0 0 0 0 0 6
New York Mets @ Houston Astros
Astrodome, Houston, TX
Sat Jun 08 1974, 8:05 PM EDT
Att. 18,984 - Unknown
livebaseballscorecards.com
AB 52
R 6
H 14
RBI 5
BB 9
SO 2
LOB 36
Inning Stats
1B: 11 SF: 1
2B: 3 SAC: 0
3B: 0 DP: 3
HR: 0 HBP: 1
WP: 0 PA: 63
PB: 0
SB: 2
CS: 0
PITCHER IP WLS BF H R ER SO BB IBB HBP BLK WP HR S P ERA WHIP
Dave Roberts, L (1, 1) ERA: 3.51 7.0 30 7 3 3 2 5 0 0 0 0 0 29 49 3.86 1.714
Fred Scherman, L (8, 1) ERA: 3.23 2.0 11 2 1 1 0 1 1 1 0 0 0 8 17 4.50 1.500
Ken Forsch, R (10, 1) ERA: 3.18 0.1 3 1 0 0 0 1 0 0 0 0 0 2 6 0.00 6.000
Mike Cosgrove, L (10, 1) ERA: 0.53 1.2 4 0 0 0 0 0 0 0 0 0 0 4 4 0.00 0.000
Jerry Johnson, R (12, 1) ERA: 4.06 2.0 9 2 1 1 0 0 0 0 0 0 0 9 9 4.50 1.000
PITCHER IP WLS BF H R ER SO BB IBB HBP BLK WP HR S P ERA WHIP
Jim York, R (14, 1) ERA: 1.93 1.0 L 6 2 1 1 0 0 1 0 0 0 0 5 9 9.00 2.000

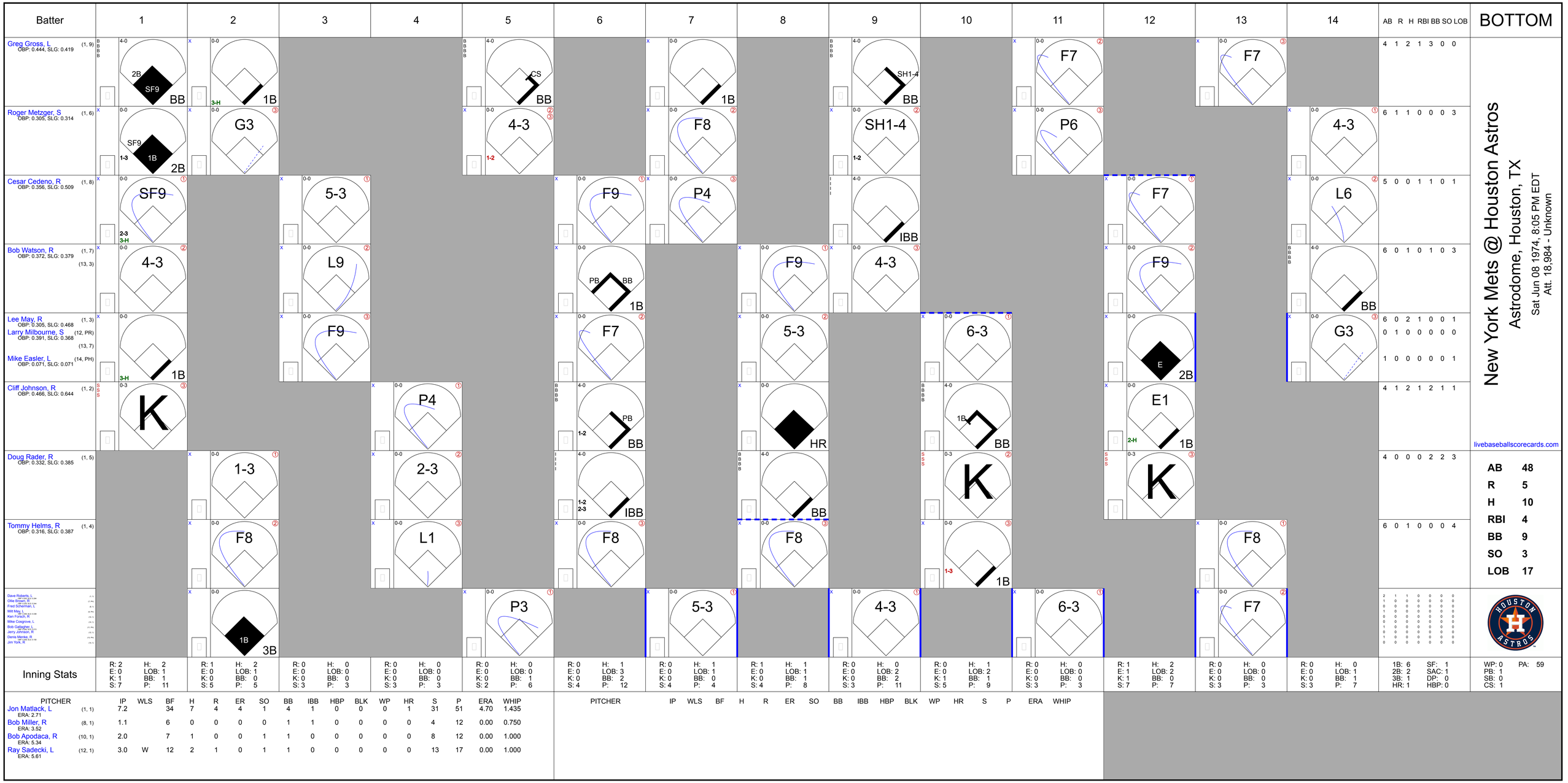
Batter
1
2
3
4
5
6
7
8
9
10
11
12
13
14
AB R H RBI BB SO LOB
BOTTOM
Greg Gross, L (1, 9) OBP: 0.444, SLG: 0.419
4-0 2B SF9 BB
0-0 3-H 1B
CS BB
1B
SH1-4 BB
F7
F7
4 1 2 1 3 0 0
Roger Metzger, S (1, 6) OBP: 0.305, SLG: 0.314
0-0 SF9 1-3 1B 2B
0-0 G3
0-0 4-3 1-2
0-0 F8
0-0 SH1-4 1-2
0-0 P6
0-0 4-3
6 1 1 0 0 0 3
Cesar Cedeno, R (1, 8) OBP: 0.356, SLG: 0.509
0-0 SF9 2-3 3-H
0-0 5-3
0-0 F9
0-0 P4
4-0 IBB
0-0 F7
0-0 L6
5 0 0 1 1 0 1
Bob Watson, R (1, 7) (13, 3) OBP: 0.372, SLG: 0.379
0-0 4-3
0-0 L9
0-0 PB BB 1B
0-0 F9
0-0 4-3
0-0 F9
4-0 BB
6 0 1 0 1 0 3
Lee May, R (1, 3) OBP: 0.305, SLG: 0.468
Larry Milbourne, S (12, PR) OBP: 0.391, SLG: 0.368 (13, 7)
Mike Easler, L (14, PH) OBP: 0.071, SLG: 0.071
0-0 3-H 1B
0-0 F9
0-0 F7
0-0 5-3
0-0 6-3
0-0 E 2B
0-0 G3
6 0 2 1 0 0 1
0 1 0 0 0 0 0
1 0 0 0 0 0 1
Cliff Johnson, R (1, 2) OBP: 0.466, SLG: 0.644
0-3 K
0-0 P4
4-0 PB 1-2 BB
0-0 HR
4-0 1B BB
0-0 E1 2-H 1B
4 1 2 1 2 1 1
livebaseballscorecards.com
Doug Rader, R (1, 5) OBP: 0.332, SLG: 0.385
0-0 1-3
0-0 2-3
4-0 1-2 2-3 IBB
4-0 BB
0-3 K
0-3 K
4 0 0 0 2 2 3
Tommy Helms, R (1, 4) OBP: 0.316, SLG: 0.387
0-0 F8
0-0 L1
0-0 F8
0-0 F8
0-0 1-3 1B
0-0 F8
6 0 1 0 0 0 4
Dave Roberts, L
Ollie Brown, R
Fred Scherman, L
Milt May, L
Ken Forsch, R
Mike Cosgrove, L
Bob Gallagher, L
Jerry Johnson, R
Denis Menke, R
Jim York, R
0-0 1B 3B
0-0 P3
0-0 5-3
0-0 4-3
0-0 6-3
0-0 F7
2 1 1 0 0 0 0
1 0 0 0 0 0 0
0 0 0 0 0 0 0
1 0 0 0 0 0 0
0 0 0 0 0 0 0
0 1 0 0 0 0 0
0 0 0 0 0 0 0
1 0 0 0 0 0 0
0 0 0 0 0 0 0
0 0 0 0 0 0 0
New York Mets @ Houston Astros
Astrodome, Houston, TX
Sat Jun 08 1974, 8:05 PM EDT
Att. 18,984 - Unknown
AB 48
R 5
H 10
RBI 4
BB 9
SO 3
LOB 17
Inning Stats
R: 2 E: 0 K: 1 S: 7 H: 2 LOB: 1 BB: 1 P: 11
R: 1 E: 0 K: 0 S: 5 H: 2 LOB: 1 BB: 0 P: 5
R: 0 E: 0 K: 0 S: 3 H: 0 LOB: 0 BB: 0 P: 3
R: 0 E: 0 K: 0 S: 3 H: 0 LOB: 0 BB: 0 P: 3
R: 0 E: 0 K: 0 S: 2 H: 0 LOB: 0 BB: 1 P: 6
R: 0 E: 0 K: 0 S: 4 H: 1 LOB: 3 BB: 2 P: 12
R: 0 E: 0 K: 0 S: 4 H: 1 LOB: 1 BB: 0 P: 4
R: 1 E: 0 K: 0 S: 4 H: 1 LOB: 1 BB: 1 P: 8
R: 0 E: 0 K: 0 S: 3 H: 0 LOB: 2 BB: 2 P: 11
R: 0 E: 0 K: 1 S: 5 H: 1 LOB: 2 BB: 1 P: 9
R: 0 E: 0 K: 0 S: 3 H: 0 LOB: 0 BB: 0 P: 3
R: 1 E: 1 K: 1 S: 7 H: 2 LOB: 2 BB: 0 P: 7
R: 0 E: 0 K: 0 S: 3 H: 0 LOB: 0 BB: 0 P: 3
R: 0 E: 0 K: 0 S: 3 H: 0 LOB: 1 BB: 1 P: 7
1B: 6 2B: 2 3B: 1 HR: 1
SF: 1 SAC: 1 DP: 0 HBP: 0
WP: 0 PB: 1 SB: 0 CS: 1
PA: 59
PITCHER IP WLS BF H R ER SO BB IBB HBP BLK WP HR S P ERA WHIP
Jon Matlack, L (1, 1) ERA: 2.71 7.2 34 7 4 4 1 4 1 0 0 0 1 31 51 4.70 1.435
Bob Miller, R (8, 1) ERA: 3.52 1.1 6 0 0 0 0 1 1 0 0 0 0 4 12 0.00 0.750
Bob Apodaca, R (10, 1) ERA: 5.34 2.0 7 1 0 0 1 1 0 0 0 0 0 8 12 0.00 1.000
Ray Sadecki, L (12, 1) ERA: 5.61 3.0 W 12 2 1 0 1 1 0 0 0 0 0 13 17 0.00 1.000
PITCHER IP WLS BF H R ER SO BB IBB HBP BLK WP HR S P ERA WHIP

Batter	1	2	3	4	5	6	7	8	9	AB	R	H	RBI	BB	SO	LOB
Bud Harrelson, S (1, 6) OBP: 0.401, SLG: 0.321	G4-6-3 1B		K		1B 1-2 1B		G3 2-3		4-3	5	0	2	0	0	1	1
Ken Boswell, L (1, 4) OBP: 0.346, SLG: 0.320	G4-6-3 1-2f		K		1-2 2-3 1B		3-1 3-H		F8	5	0	1	1	0	1	1
Dave Schneck, L (1, 7) OBP: 0.307, SLG: 0.401	6-3		F7		K		WP 2B			4	0	1	0	0	1	4
Rusty Staub, L (1, 9) OBP: 0.358, SLG: 0.417		FC4-6 BB		F7	K		G3 2-3			3	0	0	0	1	1	4
John Milner, L (1, 3) OBP: 0.335, SLG: 0.421 George Theodore, R (8, 3) OBP: 0.250, SLG: 0.217	FC4-6 S 1-2f			FC4-6 1B BB	P4			K		3 0	0 0	0 0	0 0	1 0	1 0	4 0
Don Hahn, R (1, 8) OBP: 0.412, SLG: 0.547	K 1-2			FC4-6 1-2 1B	K			F9		4	0	1	0	0	2	1
Wayne Garrett, L (1, 5) OBP: 0.259, SLG: 0.339	FC6-4 IBB			FC4-6 FC4 1-2f 2-3	K			2B		3	0	1	0	1	1	2
Jerry Grote, R (1, 2) OBP: 0.307, SLG: 0.371	FC6-4 1-2f			FC4 1-2f	5-3			F9		4	0	0	0	0	0	5
Jerry Koosman, R (1, 1) OBP: 0.182, SLG: 0.188 Bob Miller, R (6, 1) OBP: 0.333, SLG: 0.667 Ed Kranepool, L (7, PH) OBP: 0.455, SLG: 0.448 Craig Swan, R (7, 1) OBP: 0.417, SLG: 0.364 George Stone, L (7, 1) OBP: 0.190, SLG: 0.150 Ron Hodges, L (9, PH) OBP: 0.314, SLG: 0.370			4-3		1B 1B 1B		G3 3-1 2B		4-3	2 0 1 0 0 0 1	0 0 1 0 0 0 0	1 0 1 0 0 0 0	0 0 0 0 0 0 0	0 0 0 0 0 0 0	0 0 1 0 0 0 0	0 0 4 0 0 0 0
Inning Stats	R: 0 E: 0 K: 0 S: 3 H: 1 LOB: 0 BB: 0 P: 3	R: 0 E: 0 K: 1 S: 5 H: 0 LOB: 2 BB: 2 P: 13	R: 0 E: 0 K: 2 S: 8 H: 0 LOB: 1 BB: 0 P: 8	R: 0 E: 0 K: 0 S: 4 H: 1 LOB: 2 BB: 1 P: 8	R: 0 E: 0 K: 2 S: 10 H: 3 LOB: 3 BB: 0 P: 10	R: 0 E: 0 K: 2 S: 7 H: 0 LOB: 0 BB: 0 P: 7	R: 1 E: 0 K: 0 S: 5 H: 2 LOB: 1 BB: 0 P: 5	R: 0 E: 0 K: 1 S: 6 H: 1 LOB: 1 BB: 0 P: 6	R: 0 E: 0 K: 0 S: 3 H: 0 LOB: 0 BB: 0 P: 3	1B: 5 2B: 3 3B: 0 HR: 0 SF: 0 SAC: 0 DP: 1 HBP: 0						

PITCHER	IP	WLS	BF	H	R	ER	SO	BB	IBB	HBP	BLK	WP	HR	S	P	ERA	WHIP
Tom Griffin, R (1, 1) ERA: 2.87	9.0	W	38	8	1	1	8	2	1	0	0	2	0	51	63	1.00	1.111

PITCHER	IP	WLS	BF	H	R	ER	SO	BB	IBB	HBP	BLK	WP	HR	S	P	ERA	WHIP

TOP

New York Mets @ Houston Astros

Astrodome, Houston, TX

Sun Jun 09 1974, 4:33 AM EDT

Att. 16,880 - Unknown

AB	35
R	1
H	8
RBI	1
BB	3
SO	8
LOB	22

WP: 2	PA: 38
PB: 0	
SB: 1	
CS: 0	

livebaseballscorecards.com

New York Mets @ Houston Astros

Astrodome, Houston, TX

Sun Jun 09 1974, 4:33 AM EDT

Att. 16,880 - Unknown

BOTTOM

Batter	1	2	3	4	5	6	7	8	9	AB	R	H	RBI	BB	SO	LOB
Greg Gross, L (1, 9) (8, 7) OBP: 0.448, SLG: 0.418	S S S 0-3 ① K	x 0-0 ③ 4-3			B B B 4-0 2B 1B BB	B B B 4-0 FC6-4 BB	x 0-0 2-H 1B			3	1	1	1	2	1	2
Roger Metzger, S (1, 6) OBP: 0.302, SLG: 0.319	S S S 0-3 ② K		x 0-0 ① F8		x 0-0 1B 1-3 SF9 2B	x 0-0 ② SF9 2-3 3-H	x 0-0 ③ F9			4	1	1	1	0	1	1
Cesar Cedeno, R (1, 8) OBP: 0.353, SLG: 0.502	S S S 0-3 ③ K		x 0-0 ② F8		x 0-0 SF9 S 2-3 3-H 1B	x 0-0 ③ FC6-4 1-2f		x 0-0 ① 5-3		5	1	1	1	0	1	2
Bob Watson, R (1, 7) (8, 3) OBP: 0.381, SLG: 0.391		x 0-0 HBP BB 1B 1B	x 0-0 PO 2B		4-0 S IBB		x 0-0 FC6-4 1B	x 0-0 ② 6-3		4	1	3	0	1	0	0
Lee May, R (1, 3) OBP: 0.300, SLG: 0.461 Bob Gallagher, L (7, PR) (8, 9) OBP: 0.255, SLG: 0.229	S S S 0-3 ① K	0-0 ③ PO 2-3	x 0-0 ① F8		x 0-0 ② SF9 2-3 3-H		x 0-0 ① FC6-4 2B 1-2f	x 0-0 FC6-4 1B		3 1	0 1	0 1	1 1	0 0	1 0	2 0
Cliff Johnson, R (1, 2) OBP: 0.444, SLG: 0.592	B B B 4-0 HBP 1B 1-2 BB	S S S 0-3 ② K	S S S 0-3 ③ K 1-2 3-H				S S S 0-3 ② K	x 0-0 ③ FC6-4 1-2f		4	1	0	0	1	3	3
Doug Rader, R (1, 5) OBP: 0.344, SLG: 0.412	H 1-0 1B 1-2 2-3 HBP	x 0-0 HR			B B B B 4-0 SH1-4 1B SF9 BB	x 0-0 1-H E 2B				2	3	2	2	1	0	0
Tommy Helms, R (1, 4) OBP: 0.321, SLG: 0.391 Larry Milbourne, S (6, PR) (7, 4) OBP: 0.417, SLG: 0.400	x 0-0 1-2 2-H 3-H 1B	x 0-0 ③ F9				x 0-0 SF9 SH1-4 1-2 1B	x 0-0 E6 2B 2-H 1B			3 1	0 1	2 1	2 1	0 0	0 0	0 0
Tom Griffin, R (1, 1) OBP: 0.310, SLG: 0.464	S S S 0-3 ② K				S S S 0-3 ① K	x 0-0 ① SH1-4 1-2 2-3	x 0-0 2-H 1B 2B			3	1	1	1	0	2	2
Inning Stats	R: 0 E: 0 K: 3 S: 9 H: 0 LOB: 0 BB: 0 P: 9	R: 2 E: 0 K: 2 S: 9 H: 2 LOB: 2 BB: 1 P: 14	R: 0 E: 0 K: 0 S: 3 H: 1 LOB: 0 BB: 0 P: 3	R: 1 E: 0 K: 1 S: 6 H: 1 LOB: 0 BB: 0 P: 6	R: 3 E: 0 K: 2 S: 9 H: 2 LOB: 1 BB: 2 P: 17	R: 1 E: 0 K: 0 S: 4 H: 1 LOB: 2 BB: 2 P: 12	R: 4 E: 1 K: 1 S: 10 H: 5 LOB: 1 BB: 0 P: 10	R: 0 E: 0 K: 0 S: 4 H: 1 LOB: 1 BB: 0 P: 4		1B: 8 2B: 4 3B: 0 HR: 1	SF: 2 SAC: 1 DP: 0 HBP: 1			WP: 0 PB: 0 SB: 2 CS: 0	PA: 43		

livebaseballscorecards.com

AB	33
R	11
H	13
RBI	9
BB	5
SO	9
LOB	12

PITCHER		IP	WLS	BF	H	R	ER	SO	BB	IBB	HBP	BLK	WP	HR	S	P	ERA	WHIP
Jerry Koosman, L ERA: 3.73	(1, 1)	5.0	L	26	7	7	7	8	3	1	1	0	0	1	37	54	12.60	2.000
Bob Miller, R ERA: 3.38	(6, 1)	1.0		4	0	0	0	0	1	0	0	0	0	0	3	7	0.00	1.000
Craig Swan, R ERA: 4.45	(7, 1)	0.0		1	1	1	1	0	0	0	0	0	0	0	1	1	∞	∞
George Stone, L ERA: 5.3	(7, 1)	2.0		11	5	3	3	1	0	0	0	0	0	0	13	13	13.50	2.500

PITCHER	IP	WLS	BF	H	R	ER	SO	BB	IBB	HBP	BLK	WP	HR	S	P	ERA	WHIP

New York Mets @ Atlanta Braves

Atlanta Stadium, Atlanta, GA

Tue Jun 11 1974, 7:05 PM EDT

Att. 45,296 - Unknown

TOP

livebaseballscorecards.com

Batter	1	2	3	4	5	6	7	8	9	10	11	AB	R	H	RBI	BB	SO	LOB
Bud Harrelson, S (1, 6) OBP: 0.401, SLG: 0.319	BBBB 4-0 SH5-3 1B BB	0-0 E6 2B		0-0 1-2 1B			0-0 L5		SSS 0-3 K			4	1	1	0	1	1	1
Felix Millan, R (1, 4) OBP: 0.322, SLG: 0.307	0-0 SH5-3 1-2	0-0 1-3 2B		0-0 G3			0-0 6-3		0-0 6-3			4	0	1	0	0	0	3
Cleon Jones, R (1, 7) OBP: 0.318, SLG: 0.363	0-0 F8	0-0 P4			0-0 G3 1B		0-0 L6			0-0 F8		5	0	1	0	0	0	3
Rusty Staub, L (1, 9) OBP: 0.359, SLG: 0.422	0-0 2-H 1B		0-0 4-3		0-0 G3 1-2			0-0 P5		0-0 2B		5	0	2	1	0	0	1
John Milner, L (1, 3) OBP: 0.332, SLG: 0.413	SSS 0-3 K		0-0 4-3		0-0 F7			SSS 0-3 K		IIII 4-0 G6-4-3 IBB		4	0	0	0	1	2	2
Dave Schneck, L (1, 8) OBP: 0.308, SLG: 0.407		0-0 1B 1B 2B	0-0 3-1		0-0 6-3			0-0 1B		0-0 G6-4-3 1-2f		3	1	1	0	0	0	1
Don Hahn, R (8, PH) OBP: 0.414, SLG: 0.545 (8, 8)												2	0	1	0	0	0	2
Wayne Garrett, L (1, 5) OBP: 0.262, SLG: 0.341		0-0 2-3 1B 1B		0-0 F8		0-0 CS 1B		0-0 4-3			0-0 F8	5	1	2	0	0	0	1
Jerry Grote, R (1, 2) OBP: 0.310, SLG: 0.372		0-0 2-H 3-H P5 1B		0-0 6-3		0-0 F7 1-2			0-0 6-3		0-0 G3-6 1B	5	0	2	2	0	0	1
Tom Seaver, R (1, 1) OBP: 0.212, SLG: 0.071		0-0 P5 1-2		BBBB 4-0 1B BB		0-0 P6			BBBB 4-0 BB		0-0 G3-6 1-2f	2	0	0	0	1	0	1
Duffy Dyer, R (9, PH) OBP: 0.348, SLG: 0.118												0	0	0	0	1	0	0
Ted Martinez, R (9, PR) OBP: 0.237, SLG: 0.291												0	0	0	0	0	0	0
Ray Sadecki, L (9, 1) OBP: 0.333, SLG: 0.333												0	0	0	0	0	0	0
Bob Miller, R (9, 1) OBP: 0.333, SLG: 0.667												0	0	0	0	0	0	0
Ken Boswell, L (11, PH) OBP: 0.340, SLG: 0.314												1	0	0	0	0	0	1
Bob Apodaca, R (11, 1)												0	0	0	0	0	0	0
Inning Stats	R: 1 H: 1 E: 0 LOB: 1 K: 1 BB: 1 S: 6 P: 10	R: 2 H: 4 E: 1 LOB: 2 K: 0 BB: 0 S: 7 P: 7	R: 0 H: 0 E: 0 LOB: 0 K: 0 BB: 0 S: 3 P: 3	R: 0 H: 1 E: 0 LOB: 2 K: 0 BB: 1 S: 4 P: 8	R: 0 H: 1 E: 0 LOB: 1 K: 0 BB: 0 S: 4 P: 4	R: 0 H: 1 E: 0 LOB: 0 K: 0 BB: 0 S: 3 P: 3	R: 0 H: 0 E: 0 LOB: 0 K: 0 BB: 0 S: 3 P: 3	R: 0 H: 1 E: 0 LOB: 1 K: 1 BB: 0 S: 6 P: 6	R: 0 H: 0 E: 0 LOB: 1 K: 1 BB: 1 S: 5 P: 9	R: 0 H: 1 E: 0 LOB: 1 K: 0 BB: 1 S: 3 P: 7	R: 0 H: 1 E: 0 LOB: 0 K: 0 BB: 0 S: 3 P: 3						

PITCHER		IP	WLS	BF	H	R	ER	SO	BB	IBB	HBP	BLK	WP	HR	S	P	ERA	WHIP
Buzz Capra, R ERA: 1.54	(1, 1)	1.2		11	5	3	3	1	1	0	0	0	0	0	12	16	16.20	3.600
Max Leon, R ERA:	(2, 1)	3.1		13	2	0	0	0	1	0	0	0	0	0	12	16	0.00	0.900
Lew Krausse, R ERA: 4.22	(6, 1)	2.0		6	1	0	0	0	0	0	0	0	0	0	6	6	0.00	0.500
Tom House, L ERA: 1.82	(8, 1)	2.0		8	1	0	0	2	1	0	0	0	0	0	11	15	0.00	1.000
Jack Aker, R ERA: 3.78	(10, 1)	1.0		4	1	0	0	0	0	1	0	0	0	0	3	7	0.00	1.000

PITCHER		IP	WLS	BF	H	R	ER	SO	BB	IBB	HBP	BLK	WP	HR	S	P	ERA	WHIP
Danny Frisella, R ERA: 4.64	(11, 1)	1.0	W	3	1	0	0	0	0	0	0	0	0	0	3	3	0.00	1.000

AB	40
R	3
H	11
RBI	3
BB	4
SO	3
LOB	17

1B: 8	SF: 0	WP: 0	PA: 45
2B: 3	SAC: 1	PB: 0	
3B: 0	DP: 2	SB: 0	
HR: 0	HBP: 0	CS: 1	

Batter	1	2	3	4	5	6	7	8	9	10	11	AB	R	H	RBI	BB	SO	LOB
Ralph Garr, L (1, 9) OBP: 0.410, SLG: 0.550	F5		G3			FC4-6 3B	4-3		G4-2-3 3-Hf			5	1	1	0	0	0	4
Darrell Evans, L (1, 5) OBP: 0.370, SLG: 0.367	K			3-1		BBBB 4-0 FC4-6 BB		SH1-4 1B		SH2-4 1B		4	0	2	0	1	1	0
Dusty Baker Jr., R (1, 8) OBP: 0.353, SLG: 0.404	6-3			1B 1B		FC4-6 1-2f 3-H		SH1-4 1-2		SH2-4 1-2		3	0	1	1	0	0	1
Hank Aaron, R (1, 7) OBP: 0.326, SLG: 0.516		6-3		1-2 1B		F7		IIII 4-0 B1-6-3 IBB		IIII 4-0 IBB		3	0	1	0	2	0	1
Davey Johnson, R (1, 4) OBP: 0.343, SLG: 0.420		F8		K		K		B1-6-3 1-2f		F7		5	0	0	0	0	2	7
Mike Lum, L (1, 3) OBP: 0.301, SLG: 0.444 Leo Foster, R (9, PR) OBP: 0.278, SLG: 0.412 Jack Aker, R (10, 1) Rowland Office, L (10, PH) OBP: 0.272, SLG: 0.414 Danny Frisella, L (11, 1)		HR		F2			F9		SH G4-2-3 2B	K		4 0 0 1 0	1 0 0 0 0	2 0 0 0 0	1 0 0 0 0	0 0 0 0 0	0 0 0 1 0	2 0 0 2 0
Johnny Oates, L (1, 2) OBP: 0.308, SLG: 0.317	K		F5			HR			SH IBB 2-3		1B SH 1B	4	2	2	1	0	1	0
Craig Robinson, R (1, 6) OBP: 0.273, SLG: 0.236			G3		L4		1-3		IIII 4-0 1-2 IBB		SH 1-2 1B	4	0	1	0	1	0	0
Buzz Capra, R (1, 1) OBP: 0.222, SLG: 0.185 Max Leon, R (8, 1) Norm Miller, L (5, PH) OBP: 0.250, SLG: 0.381 Lew Krausse, R (6, 1) Ivan Murrell, R (7, PH) OBP: 0.571, SLG: 0.286 Tom Hausler, L (6, 1) OBP: 0.000, SLG: 0.000 Marty Perez, R (9, PR) OBP: 0.667, SLG: 0.667 Frank Tepedino, L (8, PR) OBP: 0.667, SLG: 0.667 (10, 3)			K		G3		1B		F7		SH 1-2 2-H 1B	0 1 1 0 0 1 0 0 0 1	0 0 0 0 0 0 0 0 0 0	0 0 0 0 0 1 0 0 0 0	0 0 0 0 0 0 0 0 0 0	0 0 0 0 0 0 0 0 0 0	0 0 0 0 0 0 0 0 0 0	0 0 0 0 0 0 0 0 0 3
Inning Stats	R: 0 H: 0 E: 0 LOB: 0 K: 1 BB: 0 S: 5 P: 5	R: 1 H: 1 E: 0 LOB: 0 K: 1 BB: 0 S: 6 P: 6	R: 0 H: 0 E: 0 LOB: 0 K: 1 BB: 0 S: 5 P: 5	R: 0 H: 2 E: 0 LOB: 2 K: 1 BB: 0 S: 7 P: 7	R: 0 H: 0 E: 0 LOB: 0 K: 0 BB: 0 S: 3 P: 3	R: 1 H: 1 E: 0 LOB: 1 K: 1 BB: 1 S: 6 P: 10	R: 1 H: 2 E: 0 LOB: 1 K: 0 BB: 0 S: 5 P: 5	R: 0 H: 1 E: 0 LOB: 1 K: 0 BB: 1 S: 3 P: 7	R: 0 H: 1 E: 0 LOB: 2 K: 0 BB: 1 S: 4 P: 8	R: 0 H: 1 E: 0 LOB: 2 K: 1 BB: 1 S: 6 P: 10	R: 1 H: 2 E: 1 LOB: 2 K: 0 BB: 0 S: 3 P: 3	1B: 7 SF: 0 2B: 1 SAC: 4 3B: 1 DP: 2 HR: 2 HBP: 0						

PITCHER		IP	WLS	BF	H	R	ER	SO	BB	IBB	HBP	BLK	WP	HR	S	P	ERA	WHIP
Tom Seaver, R ERA: 3.61	(1, 1)	8.0		32	7	3	3	5	1	1	0	0	0	2	40	48	3.38	1.000
Ray Sadecki, L ERA: 5.61	(9, 1)	0.0		3	1	0	0	0	0	1	0	0	0	0	2	6	∞	∞
Bob Miller, R ERA: 3.12	(9, 1)	2.0		7	1	0	0	1	0	1	0	0	0	0	8	12	0.00	0.500
Bob Apodaca, R ERA: 5.34	(11, 1)	0.0	L	3	2	1	0	0	0	0	0	0	0	0	3	3	∞	∞

PITCHER	IP	WLS	BF	H	R	ER	SO	BB	IBB	HBP	BLK	WP	HR	S	P	ERA	WHIP

BOTTOM

New York Mets @ Atlanta Braves

Atlanta Stadium, Atlanta, GA

Tue Jun 11 1974, 7:05 PM EDT

Att. 45,296 - Unknown

livebaseballscorecards.com

AB	37
R	4
H	11
RBI	3
BB	4
SO	6
LOB	20

WP: 0 PA: 45
PB: 0
SB: 0
CS: 0

New York Mets @ Atlanta Braves

Atlanta Stadium, Atlanta, GA

Wed Jun 12 1974, 7:05 PM EDT

Att. 10,166 - Unknown

TOP

livebaseballscorecards.com

Batter	1	2	3	4	5	6	7	8	9	AB	R	H	RBI	BB	SO	LOB
Bud Harrelson, S (1, 6) OBP: 0.404, SLG: 0.319	H 1-0 1B G3 HBP		x 0-0 1B 1B		x 0-0 1-2 1B			x 0-0 ① 6-3		0	0	0	0	0	0	0
Ted Martinez, R (1, 6) OBP: 0.258, SLG: 0.310										3	0	2	0	0	0	0
Ken Boswell, L (1, 4) (7, 5) OBP: 0.333, SLG: 0.309	x 0-0 ① G3 1-2		x 0-0 G6-3 1-3 1B		x 0-0 ③ F7			x 0-0 ② 4-3		4	0	1	0	0	0	3
Cleon Jones, R (1, 7) OBP: 0.317, SLG: 0.361	x 0-0 BB 2-3 1B		x 0-0 ② ③ G6-3 1-2f			x 0-0 ① L7		x 0-0 ③ 6-3		4	0	1	0	0	0	2
Rusty Staub, L (1, 9) OBP: 0.357, SLG: 0.416	B B B B 4-0 G4-6-3 1-2 BB			x 0-0 ① F9		x 0-0 ② F7			x 0-0 ① F8	3	0	0	0	1	0	0
Ed Kranepool, L (1, 3) OBP: 0.405, SLG: 0.394	x 0-0 ② ③ G4-6-3 1-2f			x 0-0 ② F9		S S S 0-3 ③ K			x 0-0 ② F7	4	0	0	0	0	1	3
Dave Schneck, L (1, 8) OBP: 0.300, SLG: 0.396		x 0-0 ① G3		x 0-0 ③ 4-3			x 0-0 ① F8		x 0-0 ③ 4-3	4	0	0	0	0	0	0
Wayne Garrett, L (1, 5) OBP: 0.259, SLG: 0.335		S S S 0-3 ② K			x 0-0 ① F9		S S S 0-3 ② K			3	0	0	0	0	2	0
Felix Millan, R (7, 4) OBP: 0.322, SLG: 0.307										0	0	0	0	0	0	0
Jerry Grote, R (1, 2) OBP: 0.317, SLG: 0.378		x 0-0 ③ 4-3			x 0-0 1B 1B		x 0-0 1B			3	0	2	0	0	0	0
Harry Parker, R (1, 1)			x 0-0 ① 5-3		S S S 0-3 ② K		S S S 0-3 ③ K			3	0	0	0	0	2	2
Bob Miller, R (8, 1) OBP: 0.333, SLG: 0.667										0	0	0	0	0	0	0

	AB	31
	R	0
	H	6
	RBI	0
	BB	1
	SO	5
	LOB	10

Inning Stats																																		
	R: 0 E: 0 K: 0 S: 3	H: 1 LOB: 2 BB: 1 P: 8	R: 0 E: 0 K: 1 S: 5	H: 0 LOB: 0 BB: 0 P: 5	R: 0 E: 0 K: 0 S: 4	H: 2 LOB: 1 BB: 0 P: 4	R: 0 E: 0 K: 0 S: 3	H: 0 LOB: 0 BB: 0 P: 3	R: 0 E: 0 K: 1 S: 7	H: 2 LOB: 2 BB: 0 P: 7	R: 0 E: 0 K: 1 S: 5	H: 0 LOB: 0 BB: 0 P: 5	R: 0 E: 0 K: 2 S: 8	H: 1 LOB: 1 BB: 0 P: 8	R: 0 E: 0 K: 0 S: 3	H: 0 LOB: 0 BB: 0 P: 3	R: 0 E: 0 K: 0 S: 3	H: 0 LOB: 0 BB: 0 P: 3	1B: 6 2B: 0 3B: 0 HR: 0	SF: 0 SAC: 0 DP: 2 HBP: 1	WP: 0 PB: 0 SB: 0 CS: 0	PA: 33

PITCHER	IP	WLS	BF	H	R	ER	SO	BB	IBB	HBP	BLK	WP	HR	S	P	ERA	WHIP
Carl Morton, R (1, 1) ERA: 3.16	9.0	W	33	6	0	0	5	1	0	1	0	0	0	41	46	0.00	0.778

PITCHER	IP	WLS	BF	H	R	ER	SO	BB	IBB	HBP	BLK	WP	HR	S	P	ERA	WHIP

Batter	1	2	3	4	5	6	7	8	9	AB	R	H	RBI	BB	SO	LOB
Ralph Garr, L (1, 9) (9, 7) OBP: 0.404, SLG: 0.541	3-1		4-3			F8		F8		4	0	0	0	0	0	0
Darrell Evans, L (1, 5) OBP: 0.377, SLG: 0.369	1B BB		F8			FC4-6 1B		FC7-5 1B BB		2	0	1	0	2	0	0
Dusty Baker Jr., R (1, 8) (9, 9) OBP: 0.356, SLG: 0.406	1-2 1B			6-3		FC4-6 WP 1-2f		FC7-5 1-2 1B		4	1	2	0	0	0	1
Hank Aaron, R (1, 7) OBP: 0.324, SLG: 0.504 Rowland Office, L (8, PR) (9, 8) OBP: 0.272, SLG: 0.414	K			F7		1-2 BB		FC7-5 1B 1-2 2-3f		3 0	0 0	0 0	0 0	1 0	1 0	4 0
Davey Johnson, R (1, 4) OBP: 0.341, SLG: 0.416	F7			K		F8		1-2 2-H 1B		4	0	1	1	0	1	4
Mike Lum, L (1, 3) OBP: 0.300, SLG: 0.438		F9			5-3 1B		F8	F7		4	0	1	0	0	0	2
Paul Casanova, R (1, 2) OBP: 0.196, SLG: 0.151		P4			K		FC4-6 1B			3	0	1	0	0	1	1
Craig Robinson, R (1, 6) OBP: 0.269, SLG: 0.232		F8			5-3 1-2		FC4-6 1-2f			3	0	0	0	0	0	2
Carl Morton, R (1, 1) OBP: 0.098, SLG: 0.075			P2		P6		5-3			3	0	0	0	0	0	2
Inning Stats	R: 0 H: 1 E: 0 LOB: 2 K: 1 BB: 1 S: 6 P: 10	R: 0 H: 0 E: 0 LOB: 0 K: 0 BB: 0 S: 3 P: 3	R: 0 H: 0 E: 0 LOB: 0 K: 0 BB: 0 S: 3 P: 3	R: 0 H: 0 E: 0 LOB: 0 K: 1 BB: 0 S: 5 P: 5	R: 0 H: 1 E: 0 LOB: 1 K: 1 BB: 0 S: 6 P: 6	R: 0 H: 1 E: 0 LOB: 2 K: 0 BB: 1 S: 4 P: 8	R: 0 H: 1 E: 0 LOB: 1 K: 0 BB: 0 S: 4 P: 4	R: 1 H: 2 E: 0 LOB: 2 K: 0 BB: 1 S: 5 P: 9		1B: 6 SF: 0 2B: 0 SAC: 0 3B: 0 DP: 0 HR: 0 HBP: 0						

PITCHER	IP	WLS	BF	H	R	ER	SO	BB	IBB	HBP	BLK	WP	HR	S	P	ERA	WHIP
Harry Parker, R (1, 1) ERA: 2.33	7.1	L	30	5	1	1	3	3	0	0	0	1	0	33	45	1.23	1.091
Bob Miller, R (8, 1) ERA: 3.04	0.2		3	1	0	0	0	0	0	0	0	0	0	3	3	0.00	1.500

PITCHER	IP	WLS	BF	H	R	ER	SO	BB	IBB	HBP	BLK	WP	HR	S	P	ERA	WHIP

BOTTOM

New York Mets @ Atlanta Braves

Atlanta Stadium, Atlanta, GA

Wed Jun 12 1974, 7:05 PM EDT

Att. 10,166 - Unknown

livebaseballscorecards.com

AB	30
R	1
H	6
RBI	1
BB	3
SO	3
LOB	16

WP: 1 PA: 33
PB: 0
SB: 0
CS: 0

Batter	1	2	3	4	5	6	7	8	9	AB	R	H	RBI	BB	SO	LOB
Davey Lopes, R (1, 4) OBP: 0.324, SLG: 0.266	BBBB 4-0 FC6-4 BB	x 0-0 F8 ③			x 0-0 F6 ②		x 0-0 F9 ②		x 0-0 FC1-6-5 ② 1B 2-3	4	1	0	0	1	0	3
Bill Russell, R (1, 6) OBP: 0.340, SLG: 0.424	x 0-0 FC6-4 ① BB 1-2f		x 0-0 4-3 ①		x 0-0 F8 ③		x 0-0 E6		x 0-0 1B 2-H 1B	5	0	1	1	0	0	2
Jimmy Wynn, R (1, 8) OBP: 0.443, SLG: 0.632	BBBB 4-0 1-2 BB		SSS 0-3 K ②			x 0-0 G5-4-3 1B 1B 1B	x 0-0 F7 ③		x 0-0 1-2 1B	4	1	2	0	1	1	1
Steve Garvey, R (1, 3) OBP: 0.349, SLG: 0.530	x 0-0 P3 ②		x 0-0 5-3 ③			x 0-0 G5-4-3 1-2 1B		x 0-0 E6 FC1-6	x 0-0 1-3 ③	5	0	1	0	0	0	4
Joe Ferguson, R (1, 9) OBP: 0.393, SLG: 0.408	SSS 0-3 K ③			x 0-0 F7 ①		x 0-0 G5-4-3 ① ② 1-2f 2-3		x 0-0 FC1-6 ① 1-2f		4	0	0	0	0	1	5
Ron Cey, R (1, 5) OBP: 0.371, SLG: 0.415		x 0-0 3B 1B		SSS 0-3 K ②		BBBB 4-0 1B BB		x 0-0 F4 ②		3	1	1	0	1	1	1
Tom Paciorek, R (1, 7) OBP: 0.324, SLG: 0.447		x 0-0 1-H 3B		SSS 0-3 K ③		x 0-0 FC6-4 1-2 3-H 1B		SSS 0-3 K ③		4	0	2	2	0	2	1
Steve Yeager, R (1, 2) OBP: 0.429, SLG: 0.490		SSS 0-3 K ①			x 0-0 SH2-3 1B	x 0-0 FC6-4 ③ 1-2f			x 0-0 FC1-6-3 SH1 1B	4	0	2	0	0	1	3
Tommy John, R (1, 1) OBP: 0.105, SLG: 0.158 Mike Marshall, R (9, 1)		x 0-0 F8 ②			x 0-0 SH2-3 ① 1-2		x 0-0 F8 ①		x 0-0 SH1 ① 1-2	2	0	0	0	0	0	1
										0	0	0	0	0	0	0
Inning Stats	R: 0 H: 0 E: 0 LOB: 2 K: 1 BB: 2 S: 5 P: 13	R: 1 H: 2 E: 0 LOB: 1 K: 1 BB: 0 S: 7 P: 7	R: 0 H: 0 E: 0 LOB: 0 K: 1 BB: 0 S: 5 P: 5	R: 0 H: 0 E: 0 LOB: 0 K: 2 BB: 0 S: 7 P: 7	R: 0 H: 1 E: 0 LOB: 1 K: 0 BB: 0 S: 4 P: 4	R: 1 H: 3 E: 0 LOB: 2 K: 0 BB: 1 S: 5 P: 9	R: 0 H: 0 E: 1 LOB: 1 K: 0 BB: 0 S: 4 P: 4	R: 0 H: 0 E: 1 LOB: 1 K: 1 BB: 0 S: 6 P: 6	R: 1 H: 3 E: 0 LOB: 2 K: 0 BB: 0 S: 6 P: 6	1B: 8 SF: 0 2B: 0 SAC: 2 3B: 1 DP: 1 HR: 0 HBP: 0						

PITCHER		IP	WLS	BF	H	R	ER	SO	BB	IBB	HBP	BLK	WP	HR	S	P	ERA	WHIP
Jon Matlack, L ERA: 2.67	(1, 1)	8.0	L	34	6	2	2	6	3	0	0	0	0	0	43	55	2.25	1.125
Tug McGraw, L ERA: 9.0	(9, 1)	1.0		6	3	1	1	0	0	0	0	0	0	0	6	6	9.00	3.000

PITCHER		IP	WLS	BF	H	R	ER	SO	BB	IBB	HBP	BLK	WP	HR	S	P	ERA	WHIP

TOP

Los Angeles Dodgers @ New York Mets

Shea Stadium, Flushing, NY

Fri Jun 14 1974, 7:05 PM EDT

Att. 42,211 - Unknown

livebaseballscorecards.com

AB	35
R	3
H	9
RBI	3
BB	3
SO	6
LOB	21

Batter	1	2	3	4	5	6	7	8	9	AB	R	H	RBI	BB	SO	LOB
Ted Martinez, R (1, 6) OBP: 0.258, SLG: 0.306	6-3			F4		5-3			HR 1B	4	1	1	0	0	0	1
Felix Millan, R (1, 4) OBP: 0.316, SLG: 0.301	6-3			F8			4-3		F7	4	0	0	0	0	0	1
George Theodore, R (1, 3) OBP: 0.214, SLG: 0.185	6-3			L4			F8		F9	4	0	0	0	0	0	1
Cleon Jones, R (1, 7) OBP: 0.316, SLG: 0.373		F9			1-3		K		1-H HR	4	1	1	2	0	1	0
Rusty Staub, L (1, 9) OBP: 0.360, SLG: 0.417		F6			G1-6-3 1B			FC5-4 1B	K	4	0	2	0	0	1	0
Don Hahn, R (1, 8) OBP: 0.400, SLG: 0.525		5-3			G1-6-3 1-2f			FC5-4 3-1 1B 1-2f		3	0	0	0	0	0	2
Jerry Grote, R (1, 2) OBP: 0.323, SLG: 0.384 Dave Schneck, L (8, PR) OBP: 0.300, SLG: 0.396 Tug McGraw, R (9, 1)			4-3			1B		3-1 1-2 1B		3 0 0	0 0 0	2 0 0	0 0 0	0 0 0	0 0 0	0 0 0
Ken Boswell, L (1, 5) OBP: 0.317, SLG: 0.293			F3			F7		3-1 1-2 2-3		3	0	0	0	0	0	3
Jon Matlack, L (1, 1) OBP: 0.179, SLG: 0.154 Duffy Dyer, R (8, PH) OBP: 0.333, SLG: 0.111 (9, 2)			G3			K		5-3		2 1	0 0	0 0	0 0	0 0	1 0	1 3
Inning Stats	R: 0 H: 0 E: 0 LOB: 0 K: 0 BB: 0 S: 3 P: 3	R: 0 H: 0 E: 0 LOB: 0 K: 0 BB: 0 S: 3 P: 3	R: 0 H: 0 E: 0 LOB: 0 K: 0 BB: 0 S: 3 P: 3	R: 0 H: 0 E: 0 LOB: 0 K: 0 BB: 0 S: 3 P: 3	R: 0 H: 1 E: 0 LOB: 0 K: 0 BB: 0 S: 3 P: 3	R: 0 H: 1 E: 0 LOB: 1 K: 1 BB: 0 S: 6 P: 6	R: 0 H: 0 E: 0 LOB: 0 K: 1 BB: 0 S: 5 P: 5	R: 0 H: 2 E: 0 LOB: 3 K: 0 BB: 0 S: 5 P: 5	R: 2 H: 2 E: 0 LOB: 0 K: 1 BB: 0 S: 7 P: 7	1B: 5 SF: 0 2B: 0 SAC: 0 3B: 0 DP: 1 HR: 1 HBP: 0						

PITCHER	IP	WLS	BF	H	R	ER	SO	BB	IBB	HBP	BLK	WP	HR	S	P	ERA	WHIP
Tommy John, L (1, 1) ERA: 2.63	8.2	W	31	6	2	2	2	0	0	0	0	0	1	35	35	2.08	0.692
Mike Marshall, R (9, 1) ERA: 2.34	0.1	S	1	0	0	0	1	0	0	0	0	0	0	3	3	0.00	0.000

PITCHER	IP	WLS	BF	H	R	ER	SO	BB	IBB	HBP	BLK	WP	HR	S	P	ERA	WHIP

BOTTOM

Los Angeles Dodgers @ New York Mets

Shea Stadium, Flushing, NY

Fri Jun 14 1974, 7:05 PM EDT

Att. 42,211 - Unknown

livebaseballscorecards.com

AB	32
R	2
H	6
RBI	2
BB	0
SO	3
LOB	12

Batter	1	2	3	4	5	6	7	8	9	AB	R	H	RBI	BB	SO	LOB
Davey Lopes, R (1, 4) OBP: 0.327, SLG: 0.276	1B 2B		F7			F8		1B		4	1	2	0	0	0	0
Bill Russell, R (1, 6) OBP: 0.338, SLG: 0.421	L5-3 1B 2-H			F7		6-3		K		4	0	1	1	0	1	1
Jimmy Wynn, R (1, 8) OBP: 0.440, SLG: 0.624	L5-3 1-2			6-3		1B		1-3		4	0	1	0	0	0	2
Steve Garvey, R (1, 3) OBP: 0.348, SLG: 0.529	G3			2B		F7			F5	4	0	1	0	0	0	1
Joe Ferguson, R (1, 9) OBP: 0.390, SLG: 0.404		K		6-3			E5		1B 1B	4	0	1	0	0	1	1
Ron Cey, R (1, 5) OBP: 0.365, SLG: 0.408		F2			F7		F7		F8	4	0	0	0	0	0	2
Tom Paciorek, R (1, 7) OBP: 0.321, SLG: 0.439		F8			E5 FC5-4		6-3		1-2 1B	4	0	1	0	0	0	1
Steve Yeager, R (1, 2) OBP: 0.418, SLG: 0.477 Ken McMullen, R (9, PH) OBP: 0.375, SLG: 0.609			K		FC5-4 1-2f		K		K	3 1	0 0	0 0	0 0	0 0	2 1	2 2
Doug Rau, L (1, 1) OBP: 0.233, SLG: 0.179 Charlie Hough, R (5, 1) Rick Auerbach, R (8, PH) OBP: 0.462, SLG: 0.542 Mike Marshall, R (8, 1)			6-3		6-3			F9		2 0 1 0	0 0 0 0	0 0 0 0	0 0 0 0	0 0 0 0	0 0 0 0	1 0 0 0
Inning Stats	R: 1 H: 2 E: 0 LOB: 0 K: 0 BB: 0 S: 4 P: 4	R: 0 H: 0 E: 0 LOB: 0 K: 1 BB: 0 S: 5 P: 5	R: 0 H: 0 E: 0 LOB: 0 K: 1 BB: 0 S: 5 P: 5	R: 0 H: 1 E: 0 LOB: 1 K: 0 BB: 0 S: 4 P: 4	R: 0 H: 0 E: 1 LOB: 1 K: 0 BB: 0 S: 4 P: 4	R: 0 H: 1 E: 0 LOB: 1 K: 0 BB: 0 S: 4 P: 4	R: 0 H: 0 E: 1 LOB: 1 K: 1 BB: 0 S: 6 P: 6	R: 0 H: 1 E: 0 LOB: 1 K: 1 BB: 0 S: 6 P: 6	R: 0 H: 2 E: 0 LOB: 2 K: 1 BB: 0 S: 7 P: 7	1B: 5 SF: 0 2B: 3 SAC: 0 3B: 0 DP: 1 HR: 0 HBP: 0						

PITCHER	IP	WLS	BF	H	R	ER	SO	BB	IBB	HBP	BLK	WP	HR	S	P	ERA	WHIP
Jerry Koosman, L (1, 1) ERA: 3.5	9.0	W	35	7	1	1	5	0	0	0	0	0	0	45	45	1.00	0.778

PITCHER	IP	WLS	BF	H	R	ER	SO	BB	IBB	HBP	BLK	WP	HR	S	P	ERA	WHIP

TOP

Los Angeles Dodgers @ New York Mets

Shea Stadium, Flushing, NY

Sat Jun 15 1974, 3:33 AM EDT

Att. 37,092 - Unknown

livebaseballscorecards.com

AB	35
R	1
H	7
RBI	1
BB	0
SO	5
LOB	13

PA: 35

WP: 0
PB: 0
SB: 0
CS: 0

Batter	1	2	3	4	5	6	7	8	9	AB	R	H	RBI	BB	SO	LOB
Don Hahn, R (1, 8) OBP: 0.404, SLG: 0.530	BBBB 4-0 SH2-3 1B 6-3 BB		x 0-0 ① F2		x 0-0 1B 2B		x 0-0 ② F2			3	2	1	0	1	0	2
Felix Millan, R (1, 4) OBP: 0.320, SLG: 0.305	x 0-0 SH2-3 1-2 1B 1B		x 0-0 ② F9		x 0-0 G6-4-3 2-H 1B		x 0-0 ③ 6-3			4	1	2	1	0	0	2
George Theodore, R (1, 3) OBP: 0.194, SLG: 0.167	x 0-0 ① SH2-3 1-2 2-3		SSS 0-3 ③ K		x 0-0 ②③ G6-4-3 1-2f			x 0-0 ① 5-3		3	0	0	0	0	1	1
Cleon Jones, R (1, 7) OBP: 0.319, SLG: 0.373	x 0-0 ② 6-3 3-H			x 0-0 ① F7		BBBB 4-0 6-3 BB		x 0-0 FC6-4 1B		3	0	1	1	1	0	1
Rusty Staub, L (1, 9) OBP: 0.362, SLG: 0.432	x 0-0 2-H 1B			x 0-0 HR	x 0-0 ① F9			x 0-0 ② F9		4	1	2	2	0	0	2
Jerry Grote, R (1, 2) OBP: 0.321, SLG: 0.381	x 0-0 ③ F4			x 0-0 1B	x 0-0 ② 6-3 1-2			x 0-0 ③ FC6-4 1-2f		4	0	1	0	0	0	3
Ted Martinez, R (1, 6) OBP: 0.246, SLG: 0.292		x 0-0 ① 5-3		x 0-0 ② F8	SSS 0-3 ③ K					3	0	0	0	0	1	2
Ken Boswell, L (1, 5) OBP: 0.317, SLG: 0.295 Bud Harrelson, S (7, PR) OBP: 0.404, SLG: 0.319 Wayne Garrett, L (8, 5) OBP: 0.259, SLG: 0.335		x 0-0 ② 4-3		x 0-0 ③ 4-3			x 0-0 SH3 1B			3 0 0	0 0 0	1 0 0	0 0 0	0 0 0	0 0 0	1 0 0
Jerry Koosman, R (1, 1) OBP: 0.171, SLG: 0.176		SSS 0-3 ③ K			x 0-0 ① 6-3		x 0-0 ① SH3 1-2			2	0	0	0	0	1	0
Inning Stats	R: 2 H: 2 E: 0 LOB: 1 K: 0 BB: 1 S: 5 P: 9	R: 0 H: 0 E: 0 LOB: 0 K: 1 BB: 0 S: 5 P: 5	R: 0 H: 0 E: 0 LOB: 0 K: 1 BB: 0 S: 5 P: 5	R: 1 H: 2 E: 0 LOB: 1 K: 0 BB: 0 S: 5 P: 5	R: 1 H: 2 E: 0 LOB: 0 K: 0 BB: 0 S: 4 P: 4	R: 0 H: 0 E: 0 LOB: 1 K: 1 BB: 1 S: 5 P: 9	R: 0 H: 1 E: 0 LOB: 2 K: 0 BB: 0 S: 4 P: 4	R: 0 H: 1 E: 0 LOB: 1 K: 0 BB: 0 S: 4 P: 4		1B: 6 SF: 0 2B: 1 SAC: 2 3B: 0 DP: 1 HR: 1 HBP: 0						WP: 0 PA: 33 PB: 0 SB: 0 CS: 0	

PITCHER		IP	WLS	BF	H	R	ER	SO	BB	IBB	HBP	BLK	WP	HR	S	P	ERA	WHIP
Doug Rau, L ERA: 2.84	(1, 1)	4.1	L	20	6	4	4	2	1	0	0	0	0	1	23	27	8.31	1.615
Charlie Hough, R ERA: 1.64	(5, 1)	2.2		9	1	0	0	1	1	0	0	0	0	0	10	14	0.00	0.750
Mike Marshall, R ERA: 2.3	(8, 1)	1.0		4	1	0	0	0	0	0	0	0	0	0	4	4	0.00	1.000

PITCHER	IP	WLS	BF	H	R	ER	SO	BB	IBB	HBP	BLK	WP	HR	S	P	ERA	WHIP

BOTTOM

Los Angeles Dodgers @ New York Mets

Shea Stadium, Flushing, NY

Sat Jun 15 1974, 3:33 AM EDT

Att. 37,092 - Unknown

livebaseballscorecards.com

AB	29
R	4
H	8
RBI	4
BB	2
SO	3
LOB	14

Batter	1	2	3	4	5	6	7	8	9	AB	R	H	RBI	BB	SO	LOB
Bill Buckner, L (1, 7) OBP: 0.376, SLG: 0.395	G6-4-3 1B			L6		FC6-4 IBB	1B 1-2 2-H 3-H	F7		4	0	2	2	1	0	2
Bill Russell, R (1, 6) OBP: 0.336, SLG: 0.417	G6-4-3 1-2f			K		FC6-4 1-2f	1B 1-2 2-3		F8	5	0	1	0	0	1	3
Jimmy Wynn, R (1, 8) OBP: 0.435, SLG: 0.624	K			F8			3B K		F9	5	1	1	0	0	2	3
Steve Garvey, R (1, 3) OBP: 0.349, SLG: 0.538		K			F7		1B 1B 1B 3-H F7		HR	5	2	2	2	0	1	3
Willie Crawford, L (1, 9) OBP: 0.373, SLG: 0.394		G3			K		5-3 1B BB 1-3 1B	F8	1-3	5	1	1	0	0	1	0
Ron Cey, R (1, 5) OBP: 0.367, SLG: 0.407		K			6-3		BB 5-3 1B 1-2 3-H 1B	BB 1B BB		3	2	1	1	1	1	0
Steve Yeager, R (1, 2) OBP: 0.413, SLG: 0.464			1-3			SH1-4 BB	5-3 1B 1-2 2-3 1B	F7		3	0	0	0	1	0	3
Davey Lopes, R (1, 4) OBP: 0.336, SLG: 0.280			CS 1B			SH1-4 1-2	BB 1B IBB	1B 1-2 BB		1	1	1	0	2	0	0
Andy Messersmith, R (1, 1) OBP: 0.319, SLG: 0.341			K 1-2			K	1B 1B 1-2 2-3 3-H BB	1B 1-2 2-H 1B		3	0	1	2	1	2	2
Inning Stats	R: 0 E: 0 K: 1 S: 5 H: 1 LOB: 0 BB: 0 P: 5	R: 0 E: 0 K: 2 S: 7 H: 0 LOB: 0 BB: 0 P: 7	R: 0 E: 0 K: 1 S: 5 H: 1 LOB: 0 BB: 0 P: 5	R: 0 E: 0 K: 1 S: 5 H: 0 LOB: 0 BB: 0 P: 5	R: 0 E: 0 K: 1 S: 5 H: 0 LOB: 0 BB: 0 P: 5	R: 0 E: 0 K: 1 S: 5 H: 0 LOB: 2 BB: 2 P: 13	R: 5 E: 0 K: 1 S: 11 H: 6 LOB: 3 BB: 2 P: 19	R: 1 E: 0 K: 0 S: 4 H: 1 LOB: 2 BB: 2 P: 12	R: 1 E: 0 K: 0 S: 4 H: 1 LOB: 0 BB: 0 P: 4	1B: 8 2B: 0 3B: 1 HR: 1 SF: 0 SAC: 1 DP: 1 HBP: 0	WP: 0 PB: 0 SB: 0 CS: 1 PA: 41					

PITCHER		IP	WLS	BF	H	R	ER	SO	BB	IBB	HBP	BLK	WP	HR	S	P	ERA	WHIP
Tom Seaver, R ERA: 3.8	(1, 1)	6.1	L	27	6	5	5	7	2	2	0	0	0	0	37	53	7.11	1.263
Bob Miller, R ERA: 3.18	(7, 1)	1.2		10	3	1	1	1	2	0	0	0	0	0	10	18	5.40	3.000
Jack Aker, R ERA: 4.08	(9, 1)	1.0		4	1	1	1	0	0	0	0	0	0	1	4	4	9.00	1.000

PITCHER	IP	WLS	BF	H	R	ER	SO	BB	IBB	HBP	BLK	WP	HR	S	P	ERA	WHIP

TOP

Los Angeles Dodgers @ New York Mets

Shea Stadium, Flushing, NY

Sun Jun 16 1974, 3:33 AM EDT

Att. 35,994 - Unknown

livebaseballscorecards.com

AB	34
R	7
H	10
RBI	7
BB	6
SO	8
LOB	16

Los Angeles Dodgers @ New York Mets

Shea Stadium, Flushing, NY

Sun Jun 16 1974, 3:33 AM EDT

Att. 35,994 - Unknown

livebaseballscorecards.com

Batter	1	2	3	4	5	6	7	8	9	AB	R	H	RBI	BB	SO	LOB
Wayne Garrett, L (1, 5) OBP: 0.258, SLG: 0.330	G3		K			BB		6-3		3	0	0	0	1	1	1
Felix Millan, R (1, 4) OBP: 0.314, SLG: 0.300	F8			5-3		F9			F7	4	0	0	0	0	0	1
Cleon Jones, R (1, 7) OBP: 0.326, SLG: 0.377	HBP			G3-6 1B			1B		F9	3	0	2	0	0	0	0
Rusty Staub, L (1, 9) OBP: 0.360, SLG: 0.434	6-3			G3-6 1-2f			L4		1B 2B	4	1	1	0	0	0	3
John Milner, L (1, 3) OBP: 0.331, SLG: 0.410		3-1			G3		F8		2-H 1B	4	0	1	1	0	0	1
Dave Schneck, L (1, 8) OBP: 0.293, SLG: 0.386		G3			K		6-3		K	4	0	0	0	0	2	2
Jerry Grote, R (1, 2) OBP: 0.318, SLG: 0.376		5-3			K			K		2	0	0	0	0	1	0
Ron Hodges, L (6, 2) OBP: 0.308, SLG: 0.362										1	0	0	0	0	1	0
Ted Martinez, R (1, 6) OBP: 0.236, SLG: 0.279			6-3			F8		F7		3	0	0	0	0	0	0
Tom Seaver, R (1, 1) OBP: 0.200, SLG: 0.067			P1			F9		1B		2	0	0	0	0	0	0
Bob Miller, R (7, 1) OBP: 0.333, SLG: 0.667										0	0	0	0	0	0	0
Ed Kranepool, L (8, PH) OBP: 0.421, SLG: 0.412										1	0	1	0	0	0	0
Jack Aker, R (9, 1)										0	0	0	0	0	0	0

Inning Stats	1	2	3	4	5	6	7	8	9	1B: 4	SF: 0	WP: 0	PA: 33
	R: 0	R: 0	R: 0	R: 0	R: 0	R: 0	R: 0	R: 0	R: 1	2B: 1	SAC: 0	PB: 0	
	E: 0	E: 0	E: 0	E: 0	E: 0	E: 0	E: 0	E: 0	E: 0	3B: 0	DP: 1	SB: 0	
	K: 0	K: 0	K: 1	K: 0	K: 2	K: 0	K: 1	K: 1	K: 1	HR: 0	HBP: 1	CS: 0	
	S: 3	S: 3	S: 5	S: 3	S: 7	S: 3	S: 4	S: 6	S: 7				

PITCHER	IP	WLS	BF	H	R	ER	SO	BB	IBB	HBP	BLK	WP	HR	S	P	ERA	WHIP
Andy Messersmith, R (1, 1) ERA: 2.27	9.0	W	33	5	1	1	5	1	0	1	0	0	0	41	46	1.00	0.667

PITCHER	IP	WLS	BF	H	R	ER	SO	BB	IBB	HBP	BLK	WP	HR	S	P	ERA	WHIP

Atlanta Braves @ New York Mets

Shea Stadium, Flushing, NY

Mon Jun 17 1974, 7:05 PM EDT

Att. 35,994 - Unknown

TOP

livebaseballscorecards.com

Batter	1	2	3	4	5	6	7	8	9	AB	R	H	RBI	BB	SO	LOB
Ralph Garr, L (1, 9) (8, 7) OBP: 0.405, SLG: 0.540	F7	1B 3B 2-H		P3			6-3		K	5	1	1	1	0	1	2
Darrell Evans, L (1, 5) OBP: 0.384, SLG: 0.400	HR	FC5-4 1B 3-H			F8		P6		2B BB 1-2	4	2	2	2	1	0	0
Dusty Baker Jr., R (1, 8) (8, 9) OBP: 0.352, SLG: 0.396	6-3	FC5-4 1-2f			F9		P3		F7	5	0	0	0	0	0	3
Hank Aaron, R (1, 7) OBP: 0.341, SLG: 0.541	K		F8		2B			4-3 1B 1B	F8 1-H 2-H	4	0	2	0	0	1	0
Rowland Office, L (8, PR) (8, 8) OBP: 0.284, SLG: 0.427										1	1	1	2	0	0	0
Mike Lum, L (1, 3) OBP: 0.285, SLG: 0.411		2B 4-3 BB	F8		F8			4-3 1-2	K	4	1	0	0	1	1	3
Davey Johnson, R (1, 4) OBP: 0.359, SLG: 0.426		4-3 E 2B 1-3	F8			SH5-4 BB		2-H 1B		3	1	2	1	1	0	0
Johnny Oates, L (1, 2) OBP: 0.310, SLG: 0.310		4-3 2-3 3-H		FC4 BB		SH5-4 1-2		F9		2	0	0	1	1	0	2
Craig Robinson, R (1, 6) OBP: 0.265, SLG: 0.239		E6 SH1-4 3B 3-H		F9		6-3		6-3		4	1	0	0	0	0	3
Phil Niekro, R (1, 1) OBP: 0.273, SLG: 0.295		SH1-4 1-2		FC4 1-2f		K			BB 2B 1B	3	1	1	0	0	1	2
Inning Stats	R: 1 H: 1 E: 0 LOB: 0 K: 1 BB: 0 S: 6 P: 6	R: 4 H: 3 E: 1 LOB: 1 K: 0 BB: 1 S: 7 P: 11	R: 0 H: 0 E: 0 LOB: 0 K: 0 BB: 0 S: 3 P: 3	R: 0 H: 0 E: 0 LOB: 1 K: 0 BB: 1 S: 3 P: 7	R: 0 H: 1 E: 0 LOB: 1 K: 0 BB: 0 S: 4 P: 4	R: 0 H: 0 E: 0 LOB: 1 K: 1 BB: 1 S: 5 P: 9	R: 0 H: 0 E: 0 LOB: 0 K: 0 BB: 0 S: 3 P: 3	R: 1 H: 2 E: 0 LOB: 1 K: 0 BB: 0 S: 5 P: 5	R: 2 H: 2 E: 0 LOB: 1 K: 2 BB: 1 S: 9 P: 13	1B: 4 SF: 0 2B: 3 SAC: 2 3B: 1 DP: 0 HR: 1 HBP: 0						

	AB	35
	R	8
	H	9
	RBI	7
	BB	4
	SO	4
	LOB	15

WP: 0 PB: 0 SB: 0 CS: 0 PA: 41

PITCHER		IP	WLS	BF	H	R	ER	SO	BB	IBB	HBP	BLK	WP	HR	S	P	ERA	WHIP
Harry Parker, R ERA: 2.63	(1, 1)	1.2	L	10	3	5	2	1	1	0	0	0	0	1	11	15	10.80	2.400
Ray Sadecki, L ERA: 4.97	(2, 1)	3.1		13	2	0	0	0	1	0	0	0	0	0	12	16	0.00	0.900
Tug McGraw, L ERA: 7.88	(6, 1)	3.0		12	2	1	1	1	1	0	0	0	0	0	13	17	3.00	1.000
Bob Apodaca, R ERA: 5.76	(9, 1)	1.0		6	2	2	2	2	1	0	0	0	0	0	9	13	18.00	3.000

PITCHER	IP	WLS	BF	H	R	ER	SO	BB	IBB	HBP	BLK	WP	HR	S	P	ERA	WHIP

Atlanta Braves @ New York Mets

Shea Stadium, Flushing, NY

Mon Jun 17 1974, 7:05 PM EDT

Att. 35,994 - Unknown

BOTTOM

Batter	1	2	3	4	5	6	7	8	9	AB	R	H	RBI	BB	SO	LOB
Wayne Garrett, L (1, 5) OBP: 0.258, SLG: 0.328	S 2B 1B		G3 ②		F3 ③			4-3 ②		4	1	1	0	0	0	2
Felix Millan, R (1, 4) OBP: 0.309, SLG: 0.294	5-3 ① 1-2		F8 ③			P4 ①		6-3 ③		4	0	0	0	0	0	1
Ed Kranepool, L (1, 7) OBP: 0.381, SLG: 0.368	F8 ②			G3 ①		4-3 ②			1-3 ①	4	0	0	0	0	0	1
Rusty Staub, L (1, 9) OBP: 0.358, SLG: 0.435	WP 2-H 2B			SSS K ②		F5 ③			L3 ②	4	0	1	1	0	1	0
John Milner, L (1, 3) OBP: 0.329, SLG: 0.412	SSS K ③ 2-3			F8 ③			E5		2B	4	0	1	0	0	1	1
Dave Schneck, L (1, 8) OBP: 0.286, SLG: 0.376		4-3 ①			F9 ①		F9 ①		4-3 ③	4	0	0	0	0	0	2
Ron Hodges, L (1, 2) OBP: 0.309, SLG: 0.380		F7 ②			2B		F9 ②			3	0	1	0	0	0	1
Ted Martinez, R (1, 6) OBP: 0.227, SLG: 0.268		F7 ③			6-3 ②		F8 ③			3	0	0	0	0	0	2
Harry Parker, R (1, 1)			F9 ①		BBBB 4-0 BB			P4 ①		0	0	0	0	0	0	0
Ray Sadecki, L (2, 1) OBP: 0.250, SLG: 0.250										1	0	0	0	0	0	0
George Theodore, R (5, PH) OBP: 0.219, SLG: 0.167										0	0	0	1	0	0	0
Tug McGraw, R (6, 1)										0	0	0	0	0	0	0
Ken Boswell, L (8, PH) OBP: 0.313, SLG: 0.290										1	0	0	0	0	0	0
Bob Apodaca, R (9, 1)										0	0	0	0	0	0	0
Inning Stats	R: 1 E: 0 K: 1 S: 7 H: 2 LOB: 1 BB: 0 P: 7	R: 0 E: 0 K: 0 S: 3 H: 0 LOB: 0 BB: 0 P: 3	R: 0 E: 0 K: 0 S: 3 H: 0 LOB: 0 BB: 0 P: 3	R: 0 E: 0 K: 1 S: 5 H: 0 LOB: 0 BB: 0 P: 5	R: 0 E: 0 K: 0 S: 4 H: 1 LOB: 2 BB: 1 P: 8	R: 0 E: 0 K: 0 S: 3 H: 0 LOB: 0 BB: 0 P: 3	R: 0 E: 1 K: 0 S: 4 H: 0 LOB: 1 BB: 0 P: 4	R: 0 E: 0 K: 0 S: 3 H: 0 LOB: 0 BB: 0 P: 3	R: 0 E: 0 K: 0 S: 4 H: 1 LOB: 1 BB: 0 P: 4	1B: 1 2B: 3 3B: 0 HR: 0	SF: 0 SAC: 0 DP: 0 HBP: 0						

PITCHER	IP	WLS	BF	H	R	ER	SO	BB	IBB	HBP	BLK	WP	HR	S	P	ERA	WHIP
Phil Niekro, R (1, 1) ERA: 2.75	9.0	W	33	4	1	1	2	1	0	0	0	1	0	36	40	1.00	0.556

PITCHER	IP	WLS	BF	H	R	ER	SO	BB	IBB	HBP	BLK	WP	HR	S	P	ERA	WHIP

AB	32
R	1
H	4
RBI	1
BB	1
SO	2
LOB	10

WP: 1 PB: 0 SB: 1 CS: 0 PA: 33

livebaseballscorecards.com

Batter	1	2	3	4	5	6	7	8	9	AB	R	H	RBI	BB	SO	LOB
Ralph Garr, L (1, 7) OBP: 0.399, SLG: 0.533	F8		1-3		5-3		F8			4	0	0	0	0	0	1
Darrell Evans, L (1, 5) OBP: 0.385, SLG: 0.396	F8		BB		K			G5-4-3 1B BB		2	1	0	0	2	1	0
Dusty Baker Jr., R (1, 9) OBP: 0.355, SLG: 0.395	6-3		BB		F8			G5-4-3 1-2		3	1	1	0	1	0	0
Davey Johnson, R (1, 3) OBP: 0.357, SLG: 0.420		F7	BB			K		G5-4-3 1-2f 2-3		3	1	0	1	1	1	2
Ivan Murrell, R (1, 8) OBP: 0.286, SLG: 0.367		K	E6 1-H 2-H 3-H			HR		5-3		4	2	2	4	0	1	1
Marty Perez, R (1, 4) OBP: 0.368, SLG: 0.408		2B	5-3			K			1-3	4	0	1	0	0	1	0
Johnny Oates, L (1, 2) OBP: 0.303, SLG: 0.302		K		1-3		G3			F8	4	0	0	0	0	1	1
Craig Robinson, R (1, 6) OBP: 0.265, SLG: 0.239			PB SH1-4 BB 1B	F3			5-3		5-3	4	1	1	0	0	0	0
Roric Harrison, R (1, 1) OBP: 0.188, SLG: 0.333			SH1-4 1-2	K			5-3			2	0	0	0	0	1	0
Inning Stats	R: 0 E: 0 K: 0 S: 3 H: 0 LOB: 0 BB: 0 P: 3	R: 0 E: 0 K: 2 S: 8 H: 1 LOB: 1 BB: 0 P: 8	R: 5 E: 1 K: 0 S: 5 H: 2 LOB: 0 BB: 3 P: 17	R: 0 E: 0 K: 1 S: 5 H: 0 LOB: 0 BB: 0 P: 5	R: 0 E: 0 K: 1 S: 5 H: 0 LOB: 0 BB: 0 P: 5	R: 1 E: 0 K: 2 S: 8 H: 1 LOB: 0 BB: 0 P: 8	R: 0 E: 0 K: 0 S: 3 H: 0 LOB: 0 BB: 0 P: 3	R: 0 E: 0 K: 0 S: 3 H: 1 LOB: 1 BB: 1 P: 7	R: 0 E: 0 K: 0 S: 3 H: 0 LOB: 0 BB: 0 P: 3	1B: 2 2B: 1 3B: 1 HR: 1 SF: 0 SAC: 1 DP: 1 HBP: 0						

PITCHER		IP	WLS	BF	H	R	ER	SO	BB	IBB	HBP	BLK	WP	HR	S	P	ERA	WHIP
George Stone, L ERA: 4.85	(1, 1)	5.0	L	21	3	5	0	4	3	0	0	0	0	0	26	38	0.00	1.200
Bob Apodaca, R ERA: 5.68	(6, 1)	2.0		7	1	1	1	2	0	0	0	0	0	1	11	11	4.50	0.500
Jack Aker, R ERA: 3.66	(8, 1)	2.0		7	1	0	0	0	1	0	0	0	0	0	6	10	0.00	1.000

PITCHER	IP	WLS	BF	H	R	ER	SO	BB	IBB	HBP	BLK	WP	HR	S	P	ERA	WHIP

Atlanta Braves @ New York Mets

Shea Stadium, Flushing, NY

Tue Jun 18 1974, 7:05 PM EDT

Att. 33,403 - Unknown

TOP

livebaseballscorecards.com

AB	30
R	6
H	5
RBI	5
BB	4
SO	6
LOB	5

WP: 0 PB: 1 SB: 0 CS: 0 PA: 35

Batter	1	2	3	4	5	6	7	8	9	AB	R	H	RBI	BB	SO	LOB
Dave Schneck, L (1, 8) OBP: 0.285, SLG: 0.373	P6		1B		K			F8		4	0	1	0	0	1	0
Ken Boswell, L (1, 4) OBP: 0.338, SLG: 0.318	F8		1-2 1B			F8 BB FC5-4 1B		FC4-6 1B		4	1	3	0	0	0	0
John Milner, L (1, 3) OBP: 0.328, SLG: 0.406	G3		4-3			BBB 4-0 FC5-4 1-2 BB		FC4-6 1-2f 1B		3	0	0	0	1	0	3
Rusty Staub, L (1, 9) OBP: 0.357, SLG: 0.432		4-3		P5		F8 2-3		1-2 1B		4	0	1	0	0	0	2
Cleon Jones, R (1, 7) OBP: 0.325, SLG: 0.379		F8		2B		FC5-4 1-2f 3-H		F9		4	0	1	1	0	0	3
Wayne Garrett, L (1, 5) OBP: 0.258, SLG: 0.323		BBB 4-0 FC4-6 BB		L3		F9			F9	3	0	0	0	1	0	2
Ron Hodges, L (1, 2) OBP: 0.288, SLG: 0.352		FC4-6 1-2f		K			K		P5	4	0	0	0	0	2	2
Ted Martinez, R (1, 6) OBP: 0.228, SLG: 0.280			K	K			F7		2B	4	0	1	0	0	2	0
George Stone, L (1, 1) OBP: 0.182, SLG: 0.143 Ed Kranepool, L (5, PH) OBP: 0.372, SLG: 0.359 Bob Apodaca, R (6, 1) George Theodore, R (7, PH) OBP: 0.212, SLG: 0.161 Jack Aker, R (8, 1) Duffy Dyer, R (9, PH) OBP: 0.320, SLG: 0.105			6-3		F9		K		F8	1 1 0 1 0 1	0 0 0 0 0 0	0 0 0 0 0 0	0 0 0 0 0 0	0 0 0 1 0 0	0 0 0 0 0 0	0 0 0 0 0 1
Inning Stats	R: 0 E: 0 K: 0 S: 3 H: 0 LOB: 0 BB: 0 P: 3	R: 0 E: 0 K: 0 S: 3 H: 0 LOB: 1 BB: 1 P: 7	R: 0 E: 0 K: 1 S: 7 H: 2 LOB: 2 BB: 0 P: 7	R: 0 E: 0 K: 1 S: 6 H: 1 LOB: 1 BB: 0 P: 6	R: 0 E: 0 K: 2 S: 7 H: 0 LOB: 0 BB: 0 P: 7	R: 1 E: 0 K: 0 S: 4 H: 1 LOB: 1 BB: 1 P: 8	R: 0 E: 0 K: 2 S: 7 H: 0 LOB: 0 BB: 0 P: 7	R: 0 E: 0 K: 0 S: 5 H: 2 LOB: 2 BB: 0 P: 5	R: 0 E: 0 K: 0 S: 4 H: 1 LOB: 1 BB: 0 P: 4	1B: 5 2B: 2 3B: 0 HR: 0 SF: 0 SAC: 0 DP: 0 HBP: 0					WP: 0 PB: 0 SB: 0 CS: 0	PA: 36

PITCHER		IP	WLS	BF	H	R	ER	SO	BB	IBB	HBP	BLK	WP	HR	S	P	ERA	WHIP
Roric Harrison, R ERA: 4.09	(1, 1)	9.0	W	36	7	1	1	6	2	0	0	0	0	0	46	54	1.00	1.000

PITCHER	IP	WLS	BF	H	R	ER	SO	BB	IBB	HBP	BLK	WP	HR	S	P	ERA	WHIP

BOTTOM

Atlanta Braves @ New York Mets

Shea Stadium, Flushing, NY

Tue Jun 18 1974, 7:05 PM EDT

Att. 33,403 - Unknown

livebaseballscorecards.com

AB	34
R	1
H	7
RBI	1
BB	2
SO	6
LOB	13

Batter	1	2	3	4	5	6	7	8	9	AB	R	H	RBI	BB	SO	LOB
Ralph Garr, L (1, 9) (8, 7) OBP: 0.403, SLG: 0.534	6-3		FC3-6 1B		FC5-4 S 1B 1-2f		G5-4-3 1B		F8 BB 1B	5	2	3	0	0	0	1
Darrell Evans, L (1, 5) OBP: 0.386, SLG: 0.391	4-3		FC3-6 FC5-4 1-2f		BBBB 1B SF7 BB 1-2		F9		BBBB 1B E 1B 1-2 BB	3	2	0	0	2	0	2
Dusty Baker Jr., R (1, 8) (8, 9) OBP: 0.352, SLG: 0.391	6-3		FC5-4 1-2f		1-3 2-H 1B		G5-4-3 1-2f		F8 2-3	5	0	1	1	0	0	4
Hank Aaron, R (1, 7) OBP: 0.339, SLG: 0.530 Rowland Office, L (8, 8) OBP: 0.292, SLG: 0.433		L8		F8	IBB			P5	FC4 1-2 3-H 1B	3 1	0 0	0 1	0 1	1 0	0 0	0 0
Davey Johnson, R (1, 3) OBP: 0.364, SLG: 0.426 Leo Foster, R (8, PR) (8, 6) OBP: 0.263, SLG: 0.389		1B 1B		BB 1B	SF7 3-H			BBBBB 2B FC6-5 BB	FC4 1-2f 2-H	2 1	0 1	2 1	1 0	1 0	0 0	0 1
Marty Perez, R (1, 4) OBP: 0.378, SLG: 0.421		1-2 1B	BBBB 1-2 BB		F8			FC6-5 1-3 2B	F8	4	0	2	0	1	0	3
Johnny Oates, L (1, 2) OBP: 0.302, SLG: 0.296		F9	SSS K			F7		FC6-5 IBB		3	0	0	0	1	1	4
Craig Robinson, R (1, 6) OBP: 0.261, SLG: 0.235 Mike Lum, L (8, PH) (8, 3) OBP: 0.283, SLG: 0.408		SSS K		1-3		F8		FC6-5 FC6-4 1-2 2-3f 3-H		3 1	0 0	0 0	0 1	0 0	1 0	4 2
Buzz Capra, R (1, 1) OBP: 0.250, SLG: 0.160 Tom House, L (6, 1) OBP: 0.333, SLG: 0.333			4-3		FC5-4 1B	P5		FC6-4 1-2f		3 1	0 0	1 0	0 0	0 0	0 0	0 2
Inning Stats	R: 0 E: 0 K: 0 S: 3 H: 0 LOB: 0 BB: 0 P: 3	R: 0 E: 0 K: 1 S: 7 H: 2 LOB: 2 BB: 0 P: 7	R: 0 E: 0 K: 0 S: 4 H: 1 LOB: 1 BB: 0 P: 4	R: 0 E: 0 K: 1 S: 6 H: 1 LOB: 2 BB: 1 P: 10	R: 2 E: 0 K: 0 S: 5 H: 2 LOB: 2 BB: 2 P: 13	R: 0 E: 0 K: 0 S: 3 H: 0 LOB: 0 BB: 0 P: 3	R: 0 E: 0 K: 0 S: 3 H: 1 LOB: 0 BB: 0 P: 3	R: 1 E: 0 K: 0 S: 4 H: 1 LOB: 2 BB: 2 P: 12	R: 2 E: 1 K: 0 S: 5 H: 2 LOB: 1 BB: 1 P: 9	1B: 9 2B: 1 3B: 0 HR: 0 SF: 1 SAC: 0 DP: 1 HBP: 0						

TOP

Atlanta Braves @ New York Mets

Shea Stadium, Flushing, NY

Wed Jun 19 1974, 3:33 AM EDT

Att. 24,159 - Unknown

livebaseballscorecards.com

AB	35
R	5
H	10
RBI	4
BB	6
SO	2
LOB	23

PITCHER		IP	WLS	BF	H	R	ER	SO	BB	IBB	HBP	BLK	WP	HR	S	P	ERA	WHIP
Jon Matlack, L ERA: 2.69	(1, 1)	6.0	L	27	6	2	2	2	2	1	0	0	0	0	28	40	3.00	1.333
Bob Miller, R ERA: 3.45	(7, 1)	3.0		15	4	3	2	0	2	1	0	0	0	0	12	24	6.00	2.000

PITCHER	IP	WLS	BF	H	R	ER	SO	BB	IBB	HBP	BLK	WP	HR	S	P	ERA	WHIP

WP: 0 PB: 0 SB: 1 CS: 0 PA: 42

Atlanta Braves @ New York Mets

Shea Stadium, Flushing, NY

Wed Jun 19 1974, 3:33 AM EDT

Att. 24,159 - Unknown

livebaseballscorecards.com

BOTTOM

Batter	1	2	3	4	5	6	7	8	9	AB	R	H	RBI	BB	SO	LOB
Wayne Garrett, L (1, 6) OBP: 0.262, SLG: 0.320	F7		SH1-3 BB		BB		P6			2	0	0	0	2	0	0
Felix Millan, R (1, 4) OBP: 0.306, SLG: 0.291	G3		SH1-3 1-2		F5		4-3			3	0	0	0	0	0	2
John Milner, L (1, 3) OBP: 0.327, SLG: 0.404	BB 1B		F9		P4		K			4	0	1	0	0	1	3
Rusty Staub, L (1, 9) OBP: 0.359, SLG: 0.435	1-2 BB		F8			BB 2B		P6		3	0	1	0	1	0	1
Cleon Jones, R (1, 7) OBP: 0.320, SLG: 0.372	F9			F9		6-3		6-3		4	0	0	0	0	0	3
Ken Boswell, L (1, 5) OBP: 0.333, SLG: 0.304		E1		3-4-1	BB	BB		L3		3	0	0	0	1	0	0
Dave Schneck, L (1, 8) OBP: 0.280, SLG: 0.366 George Theodore, R (9, PH) OBP: 0.206, SLG: 0.156		F2		K		F9			F9	3 1	0 0	0 0	0 0	0 0	1 0	3 0
Jerry Grote, R (1, 2) OBP: 0.322, SLG: 0.375		F2			SH3-4 1B	1-2 2-3 BB			K	3	0	1	0	1	1	1
Jon Matlack, L (1, 1) OBP: 0.172, SLG: 0.148 Ed Kranepool, L (6, PH) OBP: 0.372, SLG: 0.359 Duffy Dyer, R (6, PH) OBP: 0.308, SLG: 0.100 Bob Miller, R (7, 1) OBP: 0.333, SLG: 0.667 Ted Martinez, R (9, PH) OBP: 0.225, SLG: 0.276		3-1			SH3-4 1-2	6-3			F2	1 0 1 0 1	0 0 0 0 0	0 0 0 0 0	0 0 0 0 0	0 0 0 0 0	0 0 0 0 0	1 0 3 0 0

Inning Stats	1	2	3	4	5	6	7	8	9
	R: 0 E: 0 K: 0 S: 4	H: 1 LOB: 2 BB: 1 P: 8	R: 0 E: 1 K: 0 S: 4	H: 0 LOB: 1 BB: 0 P: 4	R: 0 E: 0 K: 0 S: 3	H: 0 LOB: 1 BB: 1 P: 7	R: 0 E: 0 K: 1 S: 5	H: 0 LOB: 0 BB: 0 P: 5	R: 0 E: 0 K: 0 S: 4	H: 1 LOB: 3 BB: 2 P: 12	R: 0 E: 0 K: 1 S: 5	H: 0 LOB: 0 BB: 0 P: 5	R: 0 E: 0 K: 0 S: 3	H: 0 LOB: 0 BB: 0 P: 3	R: 0 E: 0 K: 1 S: 5	H: 0 LOB: 0 BB: 0 P: 5

1B: 2	SF: 0	WP: 0
2B: 1	SAC: 2	PB: 0
3B: 0	DP: 0	SB: 0
HR: 0	HBP: 0	CS: 0

PA: 36

PITCHER	IP	WLS	BF	H	R	ER	SO	BB	IBB	HBP	BLK	WP	HR	S	P	ERA	WHIP
Buzz Capra, R (1, 1) ERA: 1.4	5.2	W	26	3	0	0	1	5	0	0	0	0	0	23	43	0.00	1.412
Tom House, L (6, 1) ERA: 1.64	3.1	S	10	0	0	0	2	0	0	0	0	0	0	14	14	0.00	0.000

PITCHER	IP	WLS	BF	H	R	ER	SO	BB	IBB	HBP	BLK	WP	HR	S	P	ERA	WHIP

AB	29
R	0
H	3
RBI	0
BB	5
SO	3
LOB	17

New York Mets @ Philadelphia Phillies

Veterans Stadium, Philadelphia, PA

Thu Jun 20 1974, 7:05 PM EDT

Att. 22,210 - Unknown

livebaseballscorecards.com

Batter	1	2	3	4	5	6	7	8	9	AB	R	H	RBI	BB	SO	LOB
Wayne Garrett, L (1, 6) OBP: 0.267, SLG: 0.316	S S S 0-3 ① K		x 0-0 ② 3-1		B B B B 4-0 1B 2B BB		B B B B 4-0 1-3 BB			2	1	0	0	2	1	0
Felix Millan, R (1, 4) OBP: 0.305, SLG: 0.290	x 0-0 ② 5-3		x 0-0 BB 1B		x 0-0 ② F9		x 0-0 ② ③ 1-3 1-2f			4	0	1	0	0	0	2
Cleon Jones, R (1, 7) OBP: 0.323, SLG: 0.372	S S S 0-3 ③ K		B B B B 4-0 1-2 BB		x 0-0 1-2 2B 1B			x 0-0 ① 5-3		3	1	1	0	1	1	0
Rusty Staub, L (1, 9) OBP: 0.361, SLG: 0.440		x 0-0 1B 1B	x 0-0 ③ 4-3		x 0-0 1-H 2-H 2B			x 0-0 ② P6		4	0	2	2	0	0	2
John Milner, L (1, 3) OBP: 0.322, SLG: 0.397		x 0-0 ① P6		x 0-0 ① F8	x 0-0 ③ 4-3			x 0-0 ③ F7		4	0	0	0	0	0	2
Ken Boswell, L (1, 5) OBP: 0.342, SLG: 0.306		x 0-0 1-2 1B		H 1-0 HBP		x 0-0 ① 1-4-3			x 0-0 ① F8	3	0	1	0	0	0	0
Dave Schneck, L (1, 8) OBP: 0.274, SLG: 0.357		S S S 0-3 ② K		S S S 0-3 ② K		x 0-0 ② F5			x 0-0 ② P6	4	0	0	0	0	2	3
Jerry Grote, R (1, 2) OBP: 0.315, SLG: 0.366		x 0-0 ③ 5-3		x 0-0 ③ 6-3		x 0-0 ③ P3			x 0-0 ③ F9	4	0	0	0	0	0	3
Jerry Koosman, R (1, 1) OBP: 0.158, SLG: 0.162			x 0-0 ① 1-3		S S S 0-3 ① K		S S S 0-3 ① K			3	0	0	0	0	2	0

Inning Stats	1	2	3	4	5	6	7	8	9		
	R: 0 H: 0	R: 0 H: 2	R: 0 H: 1	R: 0 H: 0	R: 2 H: 2	R: 0 H: 0	R: 0 H: 0	R: 0 H: 0	R: 0 H: 0	1B: 4 SF: 0	WP: 0 PA: 35
	E: 0 LOB: 0	E: 0 LOB: 2	E: 0 LOB: 2	E: 0 LOB: 1	E: 0 LOB: 1	E: 0 LOB: 0	E: 0 LOB: 0	E: 0 LOB: 0	E: 0 LOB: 0	2B: 2 SAC: 0	PB: 0
	K: 2 BB: 0	K: 1 BB: 0	K: 0 BB: 1	K: 1 BB: 0	K: 1 BB: 1	K: 0 BB: 0	K: 1 BB: 1	K: 0 BB: 0	K: 0 BB: 0	3B: 0 DP: 1	SB: 0
	S: 7 P: 7	S: 7 P: 7	S: 4 P: 8	S: 5 P: 6	S: 7 P: 11	S: 3 P: 3	S: 4 P: 8	S: 3 P: 3	S: 3 P: 3	HR: 0 HBP: 1	CS: 0

PITCHER	IP	WLS	BF	H	R	ER	SO	BB	IBB	HBP	BLK	WP	HR	S	P	ERA	WHIP
Dick Ruthven, R (1, 1) ERA: 3.71	9.0	L	35	5	2	2	6	3	0	1	0	0	0	43	56	2.00	0.889

PITCHER	IP	WLS	BF	H	R	ER	SO	BB	IBB	HBP	BLK	WP	HR	S	P	ERA	WHIP

TOP	
AB	31
R	2
H	5
RBI	2
BB	3
SO	6
LOB	12

BOTTOM

New York Mets @ Philadelphia Phillies

Veterans Stadium, Philadelphia, PA

Thu Jun 20 1974, 7:05 PM EDT

Att. 22,210 - Unknown

livebaseballscorecards.com

Batter	1	2	3	4	5	6	7	8	9	AB	R	H	RBI	BB	SO	LOB
Dave Cash, R (1, 4) OBP: 0.374, SLG: 0.410	E SH5-4 1B 1B		S 1B 1B	1-2 1B		4-3			P4	5	1	3	0	0	0	1
Larry Bowa, S (1, 6) OBP: 0.302, SLG: 0.349	SH5-4 1-2		1-2 S 1B	F9			F9		1-2 1B	4	0	2	0	0	0	2
Mike Schmidt, R (1, 5) OBP: 0.423, SLG: 0.597	5-3		SSS K		F8		CS 1B		F8	5	0	1	0	0	1	5
Mike Anderson, R (1, 9) OBP: 0.326, SLG: 0.393	1B 2-H 1B		SSS K 1-2 2-3		5-3		F8 1-2			4	0	1	1	0	1	3
Bill Robinson, R (1, 8) OBP: 0.289, SLG: 0.335	1-2 1B		IIII IBB		BBBB S 1B BB			SSS K		2	0	1	0	2	1	0
Willie Montanez, L (1, 3) OBP: 0.279, SLG: 0.341	F8		F7		1-2 S 1B			6-3		4	0	1	0	0	0	5
Billy Grabarkewitz, R (1, 7) OBP: 0.241, SLG: 0.240		SSS K		SSS K	SSS 1-2 2-3 K			BBBB CS BB		3	0	0	0	1	3	2
Bob Boone, R (1, 2) OBP: 0.303, SLG: 0.305		F9		6-3		F8		1-2 CS	F3	4	0	0	0	0	0	0
Dick Ruthven, R (1, 1) OBP: 0.143, SLG: 0.143		5-3		1B 1B		SSS K			1B 1B	3	0	1	0	0	1	0
Tony Taylor, R (9, PH) OBP: 0.333, SLG: 0.400										1	0	1	0	0	0	0
Inning Stats	R: 1 E: 1 K: 0 S: 6 H: 3 LOB: 2 BB: 0 P: 6	R: 0 E: 0 K: 1 S: 5 H: 0 LOB: 0 BB: 0 P: 5	R: 0 E: 0 K: 2 S: 9 H: 2 LOB: 3 BB: 1 P: 13	R: 0 E: 0 K: 1 S: 7 H: 2 LOB: 2 BB: 0 P: 7	R: 0 E: 0 K: 1 S: 6 H: 1 LOB: 2 BB: 1 P: 10	R: 0 E: 0 K: 1 S: 5 H: 0 LOB: 0 BB: 0 P: 5	R: 0 E: 0 K: 0 S: 3 H: 1 LOB: 0 BB: 0 P: 3	R: 0 E: 0 K: 1 S: 4 H: 0 LOB: 0 BB: 1 P: 8	R: 0 E: 0 K: 0 S: 5 H: 2 LOB: 2 BB: 0 P: 5	1B: 11 2B: 0 3B: 0 HR: 0 SF: 0 SAC: 1 DP: 0 HBP: 0							

PITCHER	IP	WLS	BF	H	R	ER	SO	BB	IBB	HBP	BLK	WP	HR	S	P	ERA	WHIP
Jerry Koosman, L (1, 1) ERA: 3.31	9.0	W	39	11	1	1	7	2	1	0	0	0	0	50	62	1.00	1.444

PITCHER	IP	WLS	BF	H	R	ER	SO	BB	IBB	HBP	BLK	WP	HR	S	P	ERA	WHIP

AB	35
R	1
H	11
RBI	1
BB	3
SO	7
LOB	18

WP: 0 PB: 0 SB: 4 CS: 2 PA: 40

Batter	1	2	3	4	5	6	7	8	9	AB	R	H	RBI	BB	SO	LOB
Wayne Garrett, L (1, 6) OBP: 0.266, SLG: 0.315	F9		1-2 1B		F7		F9			4	0	1	0	0	0	0
Felix Millan, R (1, 4) OBP: 0.300, SLG: 0.285	K		FC5 2-3f		L5		4-3			4	0	0	0	0	1	2
Rusty Staub, L (1, 9) OBP: 0.359, SLG: 0.449	P6			P5	F2			HR		4	1	1	1	0	0	0
Cleon Jones, R (1, 7) OBP: 0.317, SLG: 0.365		L4		K		L5		K		4	0	0	0	0	2	0
John Milner, L (1, 3) OBP: 0.325, SLG: 0.424		4-3		HR		HR		K		4	2	2	2	0	1	0
Don Hahn, R (1, 8) OBP: 0.398, SLG: 0.512		5-3		1B 1B BB		K		4-3		3	0	0	0	1	1	0
Jerry Grote, R (1, 2) OBP: 0.324, SLG: 0.371			G4-6-3 1B	1-2 1B		FC4-6 BB			4-3	3	0	2	0	1	0	0
Ken Boswell, L (1, 5) OBP: 0.338, SLG: 0.303			G4-6-3 1-2f	1-2 2-3 1B		FC4-6 1-2f			F8	4	0	1	0	0	0	2
Tom Seaver, R (1, 1) OBP: 0.216, SLG: 0.065 Bob Miller, R (6, 1) OBP: 0.200, SLG: 0.400 Tug McGraw, R (9, 1)			FC5 1B	6-3			K		K	1 2 0	0 0 0	0 0 0	0 0 0	1 0 0	0 2 0	3 0 0
Inning Stats	R: 0 E: 0 K: 1 S: 5 H: 0 LOB: 0 BB: 0 P: 5	R: 0 E: 0 K: 0 S: 3 H: 0 LOB: 0 BB: 0 P: 3	R: 0 E: 0 K: 0 S: 4 H: 2 LOB: 2 BB: 1 P: 8	R: 1 E: 0 K: 1 S: 8 H: 3 LOB: 3 BB: 1 P: 12	R: 0 E: 0 K: 0 S: 3 H: 0 LOB: 0 BB: 0 P: 3	R: 1 E: 0 K: 1 S: 6 H: 1 LOB: 1 BB: 1 P: 10	R: 0 E: 0 K: 1 S: 5 H: 0 LOB: 0 BB: 0 P: 5	R: 1 E: 0 K: 2 S: 8 H: 1 LOB: 0 BB: 0 P: 8	R: 0 E: 0 K: 1 S: 5 H: 0 LOB: 0 BB: 0 P: 5	1B: 4 2B: 0 3B: 0 HR: 3	SF: 0 SAC: 0 DP: 1 HBP: 0						

PITCHER		IP	WLS	BF	H	R	ER	SO	BB	IBB	HBP	BLK	WP	HR	S	P	ERA	WHIP
Steve Carlton, L ERA: 2.98	(1, 1)	7.0	L	29	6	2	2	4	3	0	0	0	0	2	34	46	2.57	1.286
Mac Scarce, L ERA: 4.46	(8, 1)	2.0		7	1	1	1	3	0	0	0	0	0	1	13	13	4.50	0.500

PITCHER	IP	WLS	BF	H	R	ER	SO	BB	IBB	HBP	BLK	WP	HR	S	P	ERA	WHIP

TOP

New York Mets @ Philadelphia Phillies

Veterans Stadium, Philadelphia, PA

Fri Jun 21 1974, 7:05 PM EDT

Att. 28,262 - Unknown

livebaseballscorecards.com

AB	33
R	3
H	7
RBI	3
BB	3
SO	7
LOB	7

PA: 36

WP: 0 PB: 0 SB: 0 CS: 0

New York Mets @ Philadelphia Phillies

Veterans Stadium, Philadelphia, PA

Fri Jun 21 1974, 7:05 PM EDT

Att. 28,262 - Unknown

BOTTOM

Batter	1	2	3	4	5	6	7	8	9	AB	R	H	RBI	BB	SO	LOB
Dave Cash, R (1, 4) OBP: 0.371, SLG: 0.406	5-3		6-3		1B			6-3	F8	5	0	1	0	0	0	2
Larry Bowa, S (1, 6) OBP: 0.302, SLG: 0.348	K			F4	P6			1B		4	0	1	0	0	1	1
Mike Schmidt, R (1, 5) OBP: 0.421, SLG: 0.591	5-3			E 1B		K		F7		4	0	1	0	0	1	1
Willie Montanez, L (1, 3) OBP: 0.273, SLG: 0.333		5-3		K		G3		4-3		4	0	0	0	0	1	2
Del Unser, L (1, 8) OBP: 0.389, SLG: 0.421		CS 1B		E4 1-3		F7			G6-4-3 1B 1B	4	1	2	0	0	0	1
Tom Hutton, L (1, 7) OBP: 0.276, SLG: 0.362		FC6-4 1-2 BB		FC6-4 IBB			1-3		G6-4-3 1-2 1B	2	0	1	0	2	0	0
Mike Anderson, R (1, 9) OBP: 0.325, SLG: 0.395		FC6-4 1-2f		FC6-4 1-2f			2B		G6-4-3 1-2f 2-3	4	0	1	0	0	0	6
Bob Boone, R (1, 2) OBP: 0.302, SLG: 0.301			F8		F8		F8		1B BB	3	0	0	0	1	0	1
Steve Carlton, L (1, 1) OBP: 0.167, SLG: 0.234 Mike Rogodzinski, L (7, PH) OBP: 0.214, SLG: 0.083 Mac Scarce, L (8, 1) Bill Robinson, R (9, PH) OBP: 0.293, SLG: 0.339			K		6-3		F7		1B	2 1 0 1	0 0 0 0	0 0 0 1	0 0 0 1	0 0 0 0	1 0 0 0	0 1 0 0

livebaseballscorecards.com

	AB	34
	R	1
	H	8
	RBI	1
	BB	3
	SO	4
	LOB	15

Inning Stats										
	R: 0	H: 0	R: 0	H: 1	R: 0	H: 0	R: 0	H: 1	R: 0	H: 0
	E: 0	LOB: 0	E: 0	LOB: 1	E: 0	LOB: 0	E: 1	LOB: 3	E: 0	LOB: 1
	K: 1	BB: 0	K: 0	BB: 1	K: 1	BB: 0	K: 1	BB: 1	K: 0	BB: 0
	S: 5	P: 5	S: 3	P: 7	S: 5	P: 5	S: 7	P: 11	S: 4	P: 4

Inning Stats										
	R: 0	H: 0	R: 0	H: 1	R: 1	H: 3	1B: 7	SF: 0	WP: 0	PA: 37
	E: 0	LOB: 0	E: 0	LOB: 1	E: 0	LOB: 2	2B: 1	SAC: 0	PB: 0	
	K: 0	BB: 0	K: 0	BB: 1	K: 0	BB: 1	3B: 0	DP: 1	SB: 0	
	S: 4	P: 4	S: 5	P: 9	S: 5	P: 9	HR: 0	HBP: 0	CS: 1	

PITCHER		IP	WLS	BF	H	R	ER	SO	BB	IBB	HBP	BLK	WP	HR	S	P	ERA	WHIP
Tom Seaver, R ERA: 3.64	(1, 1)	5.0	W	20	3	0	0	3	1	1	0	0	0	0	24	32	0.00	0.800
Bob Miller, R ERA: 3.41	(6, 1)	3.0		13	4	1	1	1	0	0	0	0	0	0	15	15	3.00	1.333
Tug McGraw, L ERA: 7.41	(9, 1)	1.0	S	4	1	0	0	0	1	0	0	0	0	0	3	7	0.00	2.000

PITCHER	IP	WLS	BF	H	R	ER	SO	BB	IBB	HBP	BLK	WP	HR	S	P	ERA	WHIP

Batter	1	2	3	4	5	6	7	8	9	AB	R	H	RBI	BB	SO	LOB
Wayne Garrett, L (1, 6) OBP: 0.275, SLG: 0.320	SH2-3 1B		BBB 4-0 FC6-4 BB			FC5-4 1B		SSS 0-3 ② K		3	0	2	0	1	1	0
Felix Millan, R (1, 4) OBP: 0.297, SLG: 0.282	SH2-3 1-2		FC6-4 1-2f			FC5-4 1-2f HR		E6		3	1	0	0	0	0	2
Cleon Jones, R (1, 7) OBP: 0.316, SLG: 0.361	6-3			F9		F9		BBBB 4-0 BB		3	0	0	0	1	0	2
Rusty Staub, L (1, 9) OBP: 0.361, SLG: 0.462	4-3			G3-6-3 1B		1-H HR		F7		4	1	2	2	0	0	3
John Milner, L (1, 3) OBP: 0.323, SLG: 0.421		3-1		G3-6-3 1-2f		SSS 0-3 ③ K			G4-6-3 1B	4	0	1	0	0	1	1
Ken Boswell, L (1, 5) OBP: 0.321, SLG: 0.288		4-3			4-3		SSS 0-3 ① K		G4-6-3 1-2f	4	0	0	0	0	1	1
Dave Schneck, L (1, 8) OBP: 0.268, SLG: 0.349		F9			F7		SSS 0-3 ② K		SSS 0-3 ③ K	4	0	0	0	0	2	0
Jerry Grote, R (1, 2) OBP: 0.324, SLG: 0.367			5-3		BBBB 4-0 BB		SSS 0-3 ③ K			2	0	0	0	1	1	0
Harry Parker, R (1, 1)			4-3		F9			F9		0	0	0	0	0	0	0
Ray Sadecki, L (2, 1) OBP: 0.167, SLG: 0.167										2	0	0	0	0	0	1
Ed Kranepool, L (8, PH) OBP: 0.364, SLG: 0.350										1	0	0	0	0	0	0
Jack Aker, R (8, 1)										0	0	0	0	0	0	0
Inning Stats	R: 0 E: 0 K: 0 S: 4 H: 1 LOB: 1 BB: 0 P: 4	R: 0 E: 0 K: 0 S: 3 H: 0 LOB: 0 BB: 0 P: 3	R: 0 E: 0 K: 0 S: 3 H: 0 LOB: 1 BB: 1 P: 7	R: 0 E: 0 K: 0 S: 3 H: 1 LOB: 0 BB: 0 P: 3	R: 0 E: 0 K: 0 S: 3 H: 0 LOB: 1 BB: 1 P: 7	R: 2 E: 0 K: 1 S: 7 H: 2 LOB: 0 BB: 0 P: 7	R: 0 E: 0 K: 3 S: 9 H: 0 LOB: 0 BB: 0 P: 9	R: 0 E: 1 K: 1 S: 6 H: 0 LOB: 2 BB: 1 P: 10	R: 0 E: 0 K: 1 S: 5 H: 1 LOB: 0 BB: 0 P: 5	1B: 4 2B: 0 3B: 0 HR: 1 SF: 0 SAC: 1 DP: 2 HBP: 0						

PITCHER		IP	WLS	BF	H	R	ER	SO	BB	IBB	HBP	BLK	WP	HR	S	P	ERA	WHIP
Ron Schueler, R ERA: 3.49	(1, 1)	9.0	W	34	5	2	2	6	3	0	0	0	0	1	43	55	2.00	0.889

PITCHER	IP	WLS	BF	H	R	ER	SO	BB	IBB	HBP	BLK	WP	HR	S	P	ERA	WHIP

TOP

New York Mets @ Philadelphia Phillies

Veterans Stadium, Philadelphia, PA

Sat Jun 22 1974, 3:33 AM EDT

Unknown

livebaseballscorecards.com

AB	30
R	2
H	5
RBI	2
BB	3
SO	6
LOB	10

WP: 0	PA: 34					
PB: 0						
SB: 0						
CS: 0						

BOTTOM

New York Mets @ Philadelphia Phillies

Veterans Stadium, Philadelphia, PA

Sat Jun 22 1974, 3:33 AM EDT

Unknown

livebaseballscorecards.com

Batter	1	2	3	4	5	6	7	8	9	AB	R	H	RBI	BB	SO	LOB
Dave Cash, R (1, 4) OBP: 0.373, SLG: 0.407	F9	1B 2-H 1B		FC6-4 1B			6-3			4	0	2	1	0	0	0
Larry Bowa, S (1, 6) OBP: 0.308, SLG: 0.357	2B 3B 1B	1-3 1B		FC6-4 1-2f			1B 2B			4	1	3	0	0	0	1
Del Unser, L (1, 8) OBP: 0.391, SLG: 0.429	1-3 3B 2B	F8			K		2-H 1B			4	1	2	0	0	1	2
Mike Schmidt, R (1, 5) OBP: 0.422, SLG: 0.596	4-3 2-H 3-H 3B	L3 BB			F7			K		3	1	1	2	1	1	0
Tom Hutton, L (1, 7) OBP: 0.275, SLG: 0.357	4-3 3-H	L3 1-2			F8			CS 1B		4	0	1	1	0	0	1
Mike Anderson, R (1, 9) OBP: 0.319, SLG: 0.388	F7	K				F8		K 1-2		4	0	0	0	0	2	1
Willie Montanez, L (1, 3) OBP: 0.279, SLG: 0.345		SH1-4 1B 1B		1B 2B		P6				3	2	2	0	0	0	0
Bob Boone, R (1, 2) OBP: 0.303, SLG: 0.301		F7		2-H 1B		P4				3	0	1	1	0	0	1
Ron Schueler, R (1, 1) OBP: 0.182, SLG: 0.156		SH1-4 1-2		F9			F8			2	0	0	0	0	0	0
Inning Stats	R: 3 H: 3 E: 0 LOB: 0 K: 0 BB: 0 S: 6 P: 6	R: 1 H: 3 E: 0 LOB: 2 K: 0 BB: 0 S: 6 P: 6	R: 0 H: 0 E: 0 LOB: 0 K: 1 BB: 1 S: 4 P: 8	R: 1 H: 3 E: 0 LOB: 1 K: 0 BB: 0 S: 5 P: 5	R: 0 H: 0 E: 0 LOB: 0 K: 1 BB: 0 S: 5 P: 5	R: 0 H: 0 E: 0 LOB: 0 K: 0 BB: 0 S: 3 P: 3	R: 0 H: 2 E: 0 LOB: 2 K: 0 BB: 0 S: 4 P: 4	R: 0 H: 1 E: 0 LOB: 0 K: 2 BB: 0 S: 7 P: 7		1B: 8 SF: 0 2B: 4 SAC: 1 3B: 1 DP: 1 HR: 0 HBP: 0						

	AB	31
	R	5
	H	12
	RBI	5
	BB	1
	SO	4
	LOB	6

WP: 0 PA: 33
PB: 0
SB: 0
CS: 1

PITCHER		IP	WLS	BF	H	R	ER	SO	BB	IBB	HBP	BLK	WP	HR	S	P	ERA	WHIP
Harry Parker, R ERA: 3.26	(1, 1)	1.2	L	11	6	4	4	0	0	0	0	0	0	0	11	11	21.60	3.600
Ray Sadecki, L ERA: 4.46	(2, 1)	5.1		19	5	1	1	2	1	0	0	0	0	0	22	26	1.69	1.125
Jack Aker, R ERA: 3.48	(8, 1)	1.0		3	1	0	0	2	0	0	0	0	0	0	7	7	0.00	1.000

PITCHER	IP	WLS	BF	H	R	ER	SO	BB	IBB	HBP	BLK	WP	HR	S	P	ERA	WHIP

Batter	1	2	3	4	5	6	7	8	9	AB	R	H	RBI	BB	SO	LOB
Wayne Garrett, L (1, 6) OBP: 0.273, SLG: 0.317	SSS 0-3 ① K		SSS 0-3 ① K2-3		x 0-0 ② F9	x 0-0 ② 3-1 1-2 2-3		x 0-0 ② 1-2 2B 1B		5	0	1	0	0	2	2
Felix Millan, R (1, 4) OBP: 0.302, SLG: 0.286	BBBB 4-0 L5-3 BB	x 0-0 ② 4-3			BBBB 4-0 1B BB	x 0-0 ③ 3-1		x 0-0 ③ 1-H 2-H 2B		3	0	1	1	2	0	2
Ed Kranepool, L (1, 7) OBP: 0.408, SLG: 0.372	x 0-0 ② ③ L5-3 1-2		x 0-0 1B		x 0-0 1-2 1B		BBBB 4-0 FC6-4 BB		BBBB 4-0 1B BB	3	0	2	0	2	0	1
Rusty Staub, L (1, 9) OBP: 0.355, SLG: 0.453		SSS 0-3 ① K	SSS 0-3 ③ K		x 0-0 ③ 4-3		x 0-0 ① F5		x 0-0 ① F7	5	0	0	0	0	2	5
John Milner, L (1, 3) OBP: 0.328, SLG: 0.434		BBBB 4-0 HR BB		x 0-0 ① L3		x 0-0 HR	x 0-0 ② F8		x 0-0 1-2 FC6-4 1B	4	2	2	1	1	0	1
Ken Boswell, L (1, 5) OBP: 0.315, SLG: 0.318		x 0-0 1-H HR		x 0-0 ② 6-3		x 0-0 ① G3	x 0-0 ③ FC6-4 1-2f		x 0-0 ② F9	5	1	1	2	0	0	3
Don Hahn, R (1, 8) OBP: 0.398, SLG: 0.494		x 0-0 E5 6-3		BBBB 4-0 BB		BBBB 4-0 BB 1B		x 0-0 ① 6-3	x 0-0 ③ FC6-4 1-2f	3	1	0	0	2	0	2
Duffy Dyer, R (1, 2) OBP: 0.300, SLG: 0.087		x 0-0 ② 6-3 2-3		x 0-0 ③ L3		BBBB 4-0 3-1 1B 1-2 BB		x 0-0 ② 4-3		3	0	0	0	1	0	2
George Stone, L (1, 1) OBP: 0.174, SLG: 0.136 Bob Apodaca, R (3, 1) Ron Hodges, L (6, PH) OBP: 0.300, SLG: 0.364 Jack Aker, R (6, 1) Dave Schneck, L (8, PH) OBP: 0.286, SLG: 0.347 Tug McGraw, R (8, 1)		x 0-0 ③ F3			x 0-0 ① F8	x 0-0 3-1 1-2 2-H 1B		x 0-0 E1 1B 2B		1 1 1 0 1 0	0 0 0 0 1 0	0 0 1 0 1 0	0 0 1 0 0 0	0 0 0 0 0 0	0 0 0 0 0 0	1 0 0 0 0 0
Inning Stats	R: 0 E: 0 K: 1 S: 4 H: 0 LOB: 0 BB: 1 P: 8	R: 2 E: 1 K: 1 S: 7 H: 1 LOB: 1 BB: 1 P: 11	R: 0 E: 0 K: 2 S: 8 H: 1 LOB: 1 BB: 0 P: 8	R: 0 E: 0 K: 0 S: 3 H: 0 LOB: 1 BB: 1 P: 7	R: 0 E: 0 K: 0 S: 4 H: 1 LOB: 2 BB: 1 P: 8	R: 2 E: 0 K: 0 S: 5 H: 2 LOB: 2 BB: 2 P: 13	R: 0 E: 0 K: 0 S: 3 H: 0 LOB: 1 BB: 1 P: 7	R: 1 E: 1 K: 0 S: 5 H: 2 LOB: 2 BB: 0 P: 5	R: 0 E: 0 K: 0 S: 4 H: 1 LOB: 2 BB: 1 P: 8	1B: 5 2B: 2 3B: 0 HR: 2 SF: 0 SAC: 0 DP: 1 HBP: 0						

PITCHER		IP	WLS	BF	H	R	ER	SO	BB	IBB	HBP	BLK	WP	HR	S	P	ERA	WHIP
Wayne Twitchell, R ERA: 7.5	(1, 1)	5.1	W	25	4	4	4	4	5	0	0	0	0	2	28	48	6.75	1.688
Jesus Hernaiz, R ERA: 2.84	(6, 1)	3.2	S	18	4	1	0	0	3	0	0	0	0	0	15	27	0.00	1.909

PITCHER	IP	WLS	BF	H	R	ER	SO	BB	IBB	HBP	BLK	WP	HR	S	P	ERA	WHIP

TOP

New York Mets @ Philadelphia Phillies

Veterans Stadium, Philadelphia, PA

Sat Jun 22 1974, 7:05 PM EDT

Att. 51,197 - Unknown

livebaseballscorecards.com

AB	35
R	5
H	8
RBI	5
BB	8
SO	4
LOB	19

WP: 0 PA: 43
PB: 0
SB: 0
CS: 0

New York Mets @ Philadelphia Phillies

Veterans Stadium, Philadelphia, PA

Sat Jun 22 1974, 7:05 PM EDT

Att. 51,197 - Unknown

BOTTOM

livebaseballscorecards.com

Batter	1	2	3	4	5	6	7	8	9	AB	R	H	RBI	BB	SO	LOB
Dave Cash, R (1, 4) OBP: 0.376, SLG: 0.414	F8	1-3 2-H 1B 2B		F9	2-H 1B			FC5-4 1B		5	1	3	2	0	0	1
Larry Bowa, S (1, 6) OBP: 0.306, SLG: 0.355	6-3	2-H 3-H 1B		5-3 1-2	F8			FC5-4 1-2f		5	0	1	2	0	0	3
Del Unser, L (1, 8) OBP: 0.386, SLG: 0.419	B B B B BB	6-3		5-3		4-3		4-3		4	0	0	0	1	0	3
Mike Schmidt, R (1, 5) OBP: 0.423, SLG: 0.597	F7		B B B S BB		1B 2B	F7				3	1	1	0	1	0	1
Bill Robinson, R (1, 7) OBP: 0.297, SLG: 0.360		HR	1-2 5-3		2-H 1B S BLK 1B	6-3				4	2	2	2	0	0	1
Mike Anderson, R (1, 9) OBP: 0.318, SLG: 0.385		1-3	F9		1-3 BLK 1B 1B		4-3			4	1	1	0	0	0	1
Willie Montanez, L (1, 3) OBP: 0.289, SLG: 0.350		FC6-4 1B	FC6-4 IBB		1-H 3-H 6-3 1B 1B		4-3			3	1	2	1	1	0	0
Larry Cox, R (1, 2)		1-2f 1B 2B FC6-4	1-2f FC6-4		1-2 6-3		4-3			4	1	0	0	0	0	4
Wayne Twitchell, R (1, 1) OBP: 0.667, SLG: 0.667 Jesus Hernaiz, R (6, 1)		1-2 2B 1B 1B		5-3	S S S K			S S S K		3 1	1 0	2 0	0 0	0 0	1 1	1 0
Inning Stats	R: 0 E: 0 K: 0 S: 3 H: 0 LOB: 1 BB: 1 P: 7	R: 4 E: 0 K: 0 S: 8 H: 5 LOB: 1 BB: 0 P: 8	R: 0 E: 0 K: 0 S: 3 H: 0 LOB: 2 BB: 2 P: 11	R: 0 E: 0 K: 0 S: 4 H: 1 LOB: 1 BB: 0 P: 4	R: 4 E: 0 K: 1 S: 10 H: 5 LOB: 1 BB: 0 P: 10	R: 0 E: 0 K: 0 S: 3 H: 0 LOB: 0 BB: 0 P: 3	R: 0 E: 0 K: 0 S: 3 H: 0 LOB: 0 BB: 0 P: 3	R: 0 E: 0 K: 1 S: 6 H: 1 LOB: 1 BB: 0 P: 6		1B: 9 2B: 2 3B: 0 HR: 1	SF: 0 SAC: 0 DP: 0 HBP: 0					

	AB	36
	R	8
	H	12
	RBI	7
	BB	3
	SO	2
	LOB	15

PITCHER		IP	WLS	BF	H	R	ER	SO	BB	IBB	HBP	BLK	WP	HR	S	P	ERA	WHIP
George Stone, L ERA: 5.28	(1, 1)	2.0	L	13	5	4	4	0	2	0	0	0	0	1	11	19	18.00	3.500
Bob Apodaca, R ERA: 6.23	(3, 1)	3.0		16	6	4	4	1	0	1	0	1	0	0	17	21	12.00	2.000
Jack Aker, R ERA: 3.18	(6, 1)	2.0		6	0	0	0	0	0	0	0	0	0	0	6	6	0.00	0.000
Tug McGraw, L ERA: 7.0	(8, 1)	1.0		4	1	0	0	1	0	0	0	0	0	0	6	6	0.00	1.000

PITCHER	IP	WLS	BF	H	R	ER	SO	BB	IBB	HBP	BLK	WP	HR	S	P	ERA	WHIP

Batter	1	2	3	4	5	6	7	8	9	AB	R	H	RBI	BB	SO	LOB
Wayne Garrett, L (1, 5) OBP: 0.277, SLG: 0.321	F8			G6-3 1B		FC5-4 1B 1-3		G4-3 1-2f		4	0	2	0	0	0	1
Jerry Grote, R (1, 2) OBP: 0.323, SLG: 0.363	6-3			G6-3 1-2f		SF8 3-H			BBBB E 1B BB	2	0	0	1	1	0	1
Dave Schneck, L (9, PR) OBP: 0.266, SLG: 0.347										0	1	0	0	0	0	0
Duffy Dyer, R (9, 2) OBP: 0.300, SLG: 0.087										0	0	0	0	0	0	0
Cleon Jones, R (1, 7) OBP: 0.315, SLG: 0.359	G3			F9		FC5-4 1-2f			E 1B 1-2	4	1	1	0	0	0	1
Rusty Staub, L (1, 9) OBP: 0.354, SLG: 0.450		6-3			F9		CS 1B		F9	4	0	1	0	0	0	2
John Milner, L (1, 3) OBP: 0.326, SLG: 0.431		4-3			G3		K 1-2		E4 1-H 2-H	2	0	0	0	0	0	0
Ed Kranepool, L (5, 3) OBP: 0.392, SLG: 0.356									2B	2	1	0	0	0	1	1
Ken Boswell, L (1, 4) OBP: 0.323, SLG: 0.348		K			1B		3B		K	4	0	2	0	0	2	2
Don Hahn, R (1, 8) OBP: 0.402, SLG: 0.505			G1-6-3 1B		F8		6-3		2B 3-H	4	0	2	1	0	0	2
Ted Martinez, R (1, 6) OBP: 0.238, SLG: 0.278			G1-6-3 1-2f			1B SF8 1B		5-3	IBB	3	1	1	0	1	0	1
Jon Matlack, L (1, 1) OBP: 0.161, SLG: 0.138			4-3			K		BBBB G4-3 BB	K	2	0	0	0	0	1	1
Ron Hodges, L (8, PH) OBP: 0.311, SLG: 0.364										0	0	0	0	1	0	0
Bud Harrelson, S (8, PR) OBP: 0.404, SLG: 0.319										0	0	0	0	0	0	0
Bob Miller, R (8, 1) OBP: 0.167, SLG: 0.333										1	0	0	0	0	1	2
Inning Stats	R: 0 E: 0 K: 0 S: 3 H: 0 LOB: 0 BB: 0 P: 3	R: 0 E: 0 K: 1 S: 5 H: 0 LOB: 0 BB: 0 P: 5	R: 0 E: 0 K: 0 S: 3 H: 1 LOB: 0 BB: 0 P: 3	R: 0 E: 0 K: 0 S: 3 H: 1 LOB: 0 BB: 0 P: 3	R: 0 E: 0 K: 0 S: 4 H: 1 LOB: 1 BB: 0 P: 4	R: 1 E: 0 K: 1 S: 7 H: 2 LOB: 1 BB: 0 P: 7	R: 0 E: 0 K: 1 S: 6 H: 2 LOB: 1 BB: 0 P: 6	R: 0 E: 0 K: 0 S: 2 H: 0 LOB: 1 BB: 1 P: 6	R: 3 E: 1 K: 2 S: 10 H: 2 LOB: 2 BB: 2 P: 18	1B: 7 2B: 1 3B: 1 HR: 0 SF: 1 SAC: 0 DP: 3 HBP: 0						

PITCHER	IP	WLS	BF	H	R	ER	SO	BB	IBB	HBP	BLK	WP	HR	S	P	ERA	WHIP
Jim Todd, R (1, 1) ERA: 1.75	8.0		29	7	2	1	3	2	0	0	0	0	0	33	41	1.12	1.125
Oscar Zamora, R (9, 1) ERA: 2.25	1.0	L	7	2	2	0	2	0	1	0	0	0	0	10	14	0.00	2.000

PITCHER	IP	WLS	BF	H	R	ER	SO	BB	IBB	HBP	BLK	WP	HR	S	P	ERA	WHIP

TOP

New York Mets @ Chicago Cubs

Wrigley Field, Chicago, IL

Mon Jun 24 1974, 3:33 AM CDT

Att. 9,860 - Sunny - 61 F

livebaseballscorecards.com

AB	32
R	4
H	9
RBI	2
BB	3
SO	5
LOB	14

WP: 0	PA: 36
PB: 0	
SB: 0	
CS: 1	

New York Mets @ Chicago Cubs

Wrigley Field, Chicago, IL

Mon Jun 24 1974, 3:33 AM CDT

Att. 9,860 - Sunny - 61 F

BOTTOM

livebaseballscorecards.com

Batter	1	2	3	4	5	6	7	8	9	AB	R	H	RBI	BB	SO	LOB
Don Kessinger, S (1, 6) OBP: 0.361, SLG: 0.339	6-3		P4		5-3 1-2 2-3			P6		4	0	0	0	0	0	2
Rick Monday, L (1, 8) OBP: 0.369, SLG: 0.423	K			BB 1B FC4 1B	K			5-3		4	1	1	0	0	2	2
Jerry Morales, R (1, 7) OBP: 0.335, SLG: 0.432	F9			P6	5-3			2B BB		3	0	0	0	1	0	3
Jose Cardenal, R (1, 9) OBP: 0.353, SLG: 0.441		6-3		BB FC4 1-2 1B		4-3		1-3 2B		4	1	2	0	0	0	0
Andre Thornton, R (1, 3) OBP: 0.365, SLG: 0.453		E8		FC4 1-2 2-3 BB		5-3		K		3	0	0	0	1	1	2
Bill Madlock, R (1, 5) OBP: 0.356, SLG: 0.466		5-3		FC4 FC5-4 1-2f 2-H 3-H		6-3			L1	4	0	0	2	0	0	2
Steve Swisher, R (1, 2) OBP: 0.357, SLG: 0.235 Chris Ward, L (9, PH) OBP: 0.389, SLG: 0.404	4-3			FC5-4 1-2f			P4		4-3	3 1	0 0	0 0	0 0	0 0	0 0	2 0
Dave Rosello, R (1, 4) OBP: 0.263, SLG: 0.274 Billy Williams, L (9, PH) OBP: 0.398, SLG: 0.495			CS 2B		5-3 E 1B		K		4-3	3 1	0 0	2 0	0 0	0 0	1 0	0 0
Jim Todd, L (1, 1) Oscar Zamora, R (9, 1)			K 2-3		FC5 5-3 1-2		K			3 0	0 0	0 0	0 0	0 0	2 0	2 0

	AB	33
	R	2
	H	5
	RBI	2
	BB	2
	SO	6
	LOB	15

Inning Stats	1	2	3	4	5	6	7	8	9
	R: 0 E: 0 K: 1 S: 5	R: 0 E: 1 K: 0 S: 4	R: 0 E: 0 K: 1 S: 5	R: 2 E: 0 K: 0 S: 5	R: 0 E: 1 K: 1 S: 7	R: 0 E: 0 K: 0 S: 3	R: 0 E: 0 K: 2 S: 7	R: 0 E: 0 K: 1 S: 6	R: 0 E: 0 K: 0 S: 3
	H: 0 LOB: 0 BB: 0 P: 5	H: 0 LOB: 1 BB: 0 P: 4	H: 1 LOB: 0 BB: 0 P: 5	H: 2 LOB: 1 BB: 1 P: 9	H: 1 LOB: 2 BB: 0 P: 7	H: 0 LOB: 0 BB: 0 P: 3	H: 0 LOB: 0 BB: 0 P: 7	H: 1 LOB: 2 BB: 1 P: 10	H: 0 LOB: 0 BB: 0 P: 3

	1B	3	SF	0	WP	0	PA	35
	2B	2	SAC	0	PB	0		
	3B	0	DP	0	SB	0		
	HR	0	HBP	0	CS	1		

PITCHER		IP	WLS	BF	H	R	ER	SO	BB	IBB	HBP	BLK	WP	HR	S	P	ERA	WHIP
Jon Matlack, L ERA: 2.68	(1, 1)	7.0		27	4	2	2	5	1	0	0	0	0	0	36	40	2.57	0.714
Bob Miller, R ERA: 3.22	(8, 1)	2.0	W	8	1	0	0	1	1	0	0	0	0	0	9	13	0.00	1.000

PITCHER	IP	WLS	BF	H	R	ER	SO	BB	IBB	HBP	BLK	WP	HR	S	P	ERA	WHIP

Batter	1	2	3	4	5	6	7	8	9	AB	R	H	RBI	BB	SO	LOB
Wayne Garrett, L (1, 5) OBP: 0.275, SLG: 0.323	4-3		4-3	2B		K			F7	5	0	1	0	0	1	1
Jerry Grote, R (1, 2) OBP: 0.320, SLG: 0.358	K		BB, HR, 1B	P4			F9		5-3	5	1	1	0	0	1	1
Cleon Jones, R (1, 7) OBP: 0.317, SLG: 0.360	1B		L5		F8		P4		2B, 1B	5	1	2	0	0	0	1
Rusty Staub, L (1, 9) OBP: 0.355, SLG: 0.450	P6		BBB, 1-2, HR, BB		4-3		5-3		1-H, 2B	4	1	1	1	1	0	1
Ed Kranepool, L (1, 3) OBP: 0.411, SLG: 0.460		4-3	1-H, 2-H, HR		2B			SH1-3, 1B	2-3	5	1	3	3	0	0	1
Ken Boswell, L (1, 4) OBP: 0.333, SLG: 0.370		1B, 1B	2B		4-3			1-2, SH1-3		3	1	2	0	0	0	1
Don Hahn, R (1, 8) OBP: 0.405, SLG: 0.505		1-2, 1B, K	5-3			SH5-3		L7		4	0	2	0	0	0	2
Ted Martinez, R (1, 6) OBP: 0.253, SLG: 0.284		1-3, 2-H		P6		SH5-3		IBB		2	0	1	1	1	0	0
Jerry Koosman, R (1, 1) OBP: 0.143, SLG: 0.146		K, 3-H		K		5-3		3-1		4	0	0	0	0	2	5
Inning Stats	R: 0 E: 0 K: 1 S: 6 H: 1 LOB: 1 BB: 0 P: 6	R: 1 E: 0 K: 1 S: 7 H: 3 LOB: 1 BB: 0 P: 7	R: 3 E: 0 K: 0 S: 6 H: 3 LOB: 1 BB: 1 P: 10	R: 0 E: 0 K: 1 S: 6 H: 1 LOB: 1 BB: 0 P: 6	R: 0 E: 0 K: 0 S: 4 H: 1 LOB: 1 BB: 0 P: 4	R: 0 E: 0 K: 1 S: 6 H: 1 LOB: 1 BB: 0 P: 6	R: 0 E: 0 K: 0 S: 3 H: 0 LOB: 0 BB: 0 P: 3	R: 0 E: 0 K: 0 S: 4 H: 1 LOB: 2 BB: 1 P: 8	R: 1 E: 0 K: 0 S: 5 H: 2 LOB: 1 BB: 0 P: 5	1B: 8 2B: 4 3B: 0 HR: 1 SF: 0 SAC: 2 DP: 0 HBP: 0	WP: 0 PB: 0 SB: 0 CS: 0 PA: 41					

TOP

New York Mets @ Chicago Cubs

Wrigley Field, Chicago, IL

Tue Jun 25 1974, 3:33 AM CDT

Att. 13,217 - Sunny

livebaseballscorecards.com

AB	37
R	5
H	13
RBI	5
BB	2
SO	4
LOB	13

PITCHER		IP	WLS	BF	H	R	ER	SO	BB	IBB	HBP	BLK	WP	HR	S	P	ERA	WHIP
Rick Reuschel, R ERA: 4.22	(1, 1)	3.0	L	16	7	4	4	2	1	0	0	0	0	1	19	23	12.00	2.667
Dave LaRoche, L ERA: 3.42	(4, 1)	5.0		20	4	0	0	2	0	1	0	0	0	0	23	27	0.00	0.800
Burt Hooton, R ERA: 4.42	(9, 1)	1.0		5	2	1	1	0	0	0	0	0	0	0	5	5	9.00	2.000

PITCHER	IP	WLS	BF	H	R	ER	SO	BB	IBB	HBP	BLK	WP	HR	S	P	ERA	WHIP

Batter	1	2	3	4	5	6	7	8	9	AB	R	H	RBI	BB	SO	LOB
Don Kessinger, S (1, 6) OBP: 0.359, SLG: 0.338	FC4-6 1B		G6-4-3 1-2f			F8			P4	4	0	1	0	0	0	1
Rick Monday, L (1, 8) OBP: 0.367, SLG: 0.432	FC4-6 CS 1-2f			F9		HR			6-3	4	1	1	1	0	0	1
Billy Williams, L (1, 3) OBP: 0.395, SLG: 0.491	P6 1-2			6-3 1B		P4			4-3	4	0	1	0	0	0	1
Jose Cardenal, R (1, 9) OBP: 0.349, SLG: 0.435		P3		6-3 1-2			F8			3	0	0	0	0	0	1
Jerry Morales, R (1, 7) OBP: 0.335, SLG: 0.430		FC6-4 1B		L4			6-3			3	0	1	0	0	0	1
Bill Madlock, R (1, 5) OBP: 0.349, SLG: 0.456		FC6-4 1-2f			G3		5-3			3	0	0	0	0	0	1
Steve Swisher, R (1, 2) OBP: 0.333, SLG: 0.216		F8			F3			F3		3	0	0	0	0	0	1
Dave Rosello, R (1, 4) OBP: 0.261, SLG: 0.272			K		6-3			L6		1	0	0	0	0	1	0
Dave LaRoche, L (4, 1) OBP: 0.200, SLG: 0.400										1	0	0	0	0	0	0
Andre Thornton, R (8, PH) OBP: 0.360, SLG: 0.446										1	0	0	0	0	0	0
Burt Hooton, R (9, 1) OBP: 0.100, SLG: 0.103										0	0	0	0	0	0	0
Rick Reuschel, R (1, 1) OBP: 0.194, SLG: 0.257			CI G6-4-3			P3		F8		0	0	0	0	0	0	0
Vic Harris, S (3, PH) OBP: 0.288, SLG: 0.219										1	0	0	0	0	0	0
(4, 4)																
Carmen Fanzone, R (8, 4) OBP: 0.280, SLG: 0.289										1	0	0	0	0	0	0
Inning Stats	R: 0 E: 0 K: 0 S: 3 H: 1 LOB: 0 BB: 0 P: 3	R: 0 E: 0 K: 0 S: 4 H: 1 LOB: 1 BB: 0 P: 4	R: 0 E: 1 K: 1 S: 5 H: 0 LOB: 0 BB: 0 P: 5	R: 0 E: 0 K: 0 S: 4 H: 1 LOB: 1 BB: 0 P: 4	R: 0 E: 0 K: 0 S: 3 H: 0 LOB: 0 BB: 0 P: 3	R: 1 E: 0 K: 0 S: 4 H: 1 LOB: 0 BB: 0 P: 4	R: 0 E: 0 K: 0 S: 3 H: 0 LOB: 0 BB: 0 P: 3	R: 0 E: 0 K: 0 S: 3 H: 0 LOB: 0 BB: 0 P: 3	R: 0 E: 0 K: 0 S: 3 H: 0 LOB: 0 BB: 0 P: 3	1B: 3 2B: 0 3B: 0 HR: 1	SF: 0 SAC: 0 DP: 1 HBP: 0						

PITCHER	IP	WLS	BF	H	R	ER	SO	BB	IBB	HBP	BLK	WP	HR	S	P	ERA	WHIP
Jerry Koosman, L (1, 1) ERA: 3.14	9.0	W	30	4	1	1	1	0	0	0	0	0	1	32	32	1.00	0.444

PITCHER	IP	WLS	BF	H	R	ER	SO	BB	IBB	HBP	BLK	WP	HR	S	P	ERA	WHIP

BOTTOM

New York Mets @ Chicago Cubs

Wrigley Field, Chicago, IL

Tue Jun 25 1974, 3:33 AM CDT

Att. 13,217 - Sunny

livebaseballscorecards.com

AB	29
R	1
H	4
RBI	1
BB	0
SO	1
LOB	7

Batter	1	2	3	4	5	6	7	8	9	10	11	12	AB	R	H	RBI	BB	SO	LOB
Wayne Garrett, L (1, 5) OBP: 0.281, SLG: 0.327	SF8 1B		F8			SH 1B 1B	E9 1-H 2-H FC6-2-3-1 1B		K			4-3	6	2	3	1	0	1	0
Jerry Grote, R (1, 2) OBP: 0.317, SLG: 0.354	F9		6-3			SH 1B 1-2	FC6-2-3-1 3-H			F9		E6 1B 1B	5	0	1	0	0	0	3
John Milner, L (12, PR) OBP: 0.326, SLG: 0.431													0	1	0	0	0	0	0
Duffy Dyer, R (12, 2) OBP: 0.300, SLG: 0.087													0	0	0	0	0	0	0
Cleon Jones, R (1, 7) OBP: 0.321, SLG: 0.360	1-3 1B			5-3		F5	BBBB BB			F8		1B 2-H 1B	5	0	2	1	1	0	2
Rusty Staub, L (1, 9) OBP: 0.351, SLG: 0.444	SF8 3-H			4-3		F9	4-3			BBBB BB		F8	4	0	0	1	1	0	6
Ed Kranepool, L (1, 3) OBP: 0.419, SLG: 0.464	F8			1B		1-2 2-H FC6-4 1B		SSS K		F8		1-2 1B	6	0	3	1	0	1	2
Ken Boswell, L (1, 4) OBP: 0.314, SLG: 0.347		L4		F7		FC6-4 1-2f		1-3			E4 SH3-4	G3	6	0	0	0	0	0	5
Don Hahn, R (1, 8) OBP: 0.409, SLG: 0.505		3-1			G6-4-3 1B		SH1-4 1B 1B	SSS K			SH3-4 1-2		4	1	2	0	0	1	0
Ted Martinez, R (1, 6) OBP: 0.242, SLG: 0.271		5-3			G6-4-3 1-2f		SH1-4 1-2		3-1		5-3		4	0	0	0	0	0	2
Harry Parker, R (1, 1)			6-3		1-3		BBBB E 1B BB		4-3		1-3		2	0	0	0	0	0	0
Bob Miller, R (6, 1) OBP: 0.167, SLG: 0.333													0	0	0	0	0	0	0
Ron Hodges, L (7, PH) OBP: .0323, SLG: 0.364													0	0	0	0	0	0	0
Bud Harrelson, S (7, PR) OBP: 0.404, SLG: 0.319													0	1	0	0	0	0	0
Tug McGraw, R (7, 1)													1	0	0	0	0	0	0
Dave Schneck, L (11, PH) OBP: 0.265, SLG: 0.345													1	0	0	0	0	0	0
Jack Aker, R (11, 1)													0	0	0	0	0	0	0
Inning Stats	R: 1 E: 0 K: 0 S: 5 H: 2 LOB: 1 BB: 0 P: 5	R: 0 E: 0 K: 0 S: 3 H: 0 LOB: 0 BB: 0 P: 3	R: 0 E: 0 K: 0 S: 3 H: 0 LOB: 0 BB: 0 P: 3	R: 0 E: 0 K: 0 S: 4 H: 1 LOB: 1 BB: 0 P: 4	R: 0 E: 0 K: 0 S: 3 H: 1 LOB: 0 BB: 0 P: 3	R: 1 E: 1 K: 0 S: 6 H: 2 LOB: 2 BB: 0 P: 6	R: 2 E: 1 K: 0 S: 5 H: 2 LOB: 2 BB: 2 P: 13	R: 0 E: 0 K: 2 S: 7 H: 0 LOB: 0 BB: 0 P: 7	R: 0 E: 0 K: 1 S: 5 H: 0 LOB: 0 BB: 0 P: 5	R: 0 E: 0 K: 0 S: 3 H: 0 LOB: 1 BB: 1 P: 7	R: 0 E: 1 K: 0 S: 4 H: 0 LOB: 1 BB: 0 P: 4	R: 1 E: 1 K: 0 S: 6 H: 3 LOB: 2 BB: 0 P: 6						

PITCHER		IP	WLS	BF	H	R	ER	SO	BB	IBB	HBP	BLK	WP	HR	S	P	ERA	WHIP
Steve Stone, R ERA: 4.57	(1, 1)	6.1		28	8	4	2	0	1	0	0	0	0	0	27	31	2.84	1.421
Oscar Zamora, R ERA: 1.93	(7, 1)	0.2		3	0	0	0	0	1	0	0	0	0	0	2	6	0.00	1.500
Burt Hooton, R ERA: 4.28	(8, 1)	5.0	L	20	3	1	1	3	1	0	0	0	0	0	25	29	1.80	0.800

PITCHER	IP	WLS	BF	H	R	ER	SO	BB	IBB	HBP	BLK	WP	HR	S	P	ERA	WHIP

TOP

New York Mets @ Chicago Cubs

Wrigley Field, Chicago, IL

Wed Jun 26 1974, 3:33 AM CDT

Att. 15,275 - Sunny - 68 F

livebaseballscorecards.com

AB	44
R	5
H	11
RBI	4
BB	3
SO	3
LOB	21

1B: 11	SF: 1	WP: 0	PA: 51
2B: 0	SAC: 3	PB: 0	
3B: 0	DP: 1	SB: 0	
HR: 0	HBP: 0	CS: 0	

Batter	1	2	3	4	5	6	7	8	9	10	11	12	AB	R	H	RBI	BB	SO	LOB
Don Kessinger, S (1, 6) OBP: 0.362, SLG: 0.341	0-0 1B		0-3 K			0-3 K	0-0 2-3 1B		0-0 P6		0-0 FC6-4 1B		6	0	3	0	0	2	0
Jerry Morales, R (1, 7) OBP: 0.327, SLG: 0.421	0-0 F3		0-0 6-3			0-0 6-3	0-0 SF7 3-H		0-3 K		0-0 FC6-4 1-2f		5	0	0	1	0	1	2
Billy Williams, L (1, 3) OBP: 0.390, SLG: 0.482	0-0 P5			0-0 F9		0-0 2B 1B	0-0 P6			0-0 4-3		0-0 G3	6	1	1	0	0	0	2
Jose Cardenal, R (1, 9) OBP: 0.348, SLG: 0.441	0-0 F8			0-0 6-3		0-0 1-H 1B 2B		0-0 SH3-4 2B		0-3 K		0-0 P4	6	1	2	1	0	1	1
Rick Monday, L (1, 8) OBP: 0.378, SLG: 0.444		0-0 1B		0-0 1B		0-0 1B PB 2-H 1B		0-0 SH3-4 2-3		0-0 1B 1B		0-0 1B	5	1	5	1	0	0	0
Bill Madlock, R (1, 5) OBP: 0.348, SLG: 0.451		0-0 G2		0-0 6-3		0-0 E 1-3 1B		0-3 K		0-0 1-3 1B		0-3 K	6	0	2	0	0	2	4
Steve Swisher, R (1, 2) OBP: 0.320, SLG: 0.195	0-3 K				0-0 F7	0-3 1-3 3-H K		4-0 BB		0-0 F8			4	0	0	0	1	2	4
Dave Rosello, R (1, 4) OBP: 0.257, SLG: 0.268 Jim Tyrone, R (7, PH) OBP: 0.333, SLG: 0.300 Vic Harris, S (8, 4) OBP: 0.285, SLG: 0.216	0-0 F8				0-3 K		0-0 1B SH2-4 SF7 1B	0-0 G1			0-0 P4		2	0	0	0	0	1	1
													1	1	1	0	0	0	0
													2	0	0	0	0	0	2
Steve Stone, R (1, 1) OBP: 0.130, SLG: 0.130 Oscar Zamora, R (7, 1) Matt Alexander, S (7, PH) OBP: 0.368, SLG: 0.267 Burt Hooton, R (8, 1) OBP: 0.094, SLG: 0.097			0-3 K		0-0 2-3		0-0 SH2-4 1-2		0-0 1-3			0-3 K	2	0	0	0	0	1	0
													0	0	0	0	0	0	0
													0	0	0	0	0	0	0
													2	0	0	0	0	1	0
Inning Stats	R: 0 H: 1 E: 0 LOB: 1 K: 0 BB: 0 S: 4 P: 4	R: 0 H: 1 E: 0 LOB: 1 K: 1 BB: 0 S: 6 P: 6	R: 0 H: 0 E: 0 LOB: 0 K: 2 BB: 0 S: 7 P: 7	R: 0 H: 1 E: 0 LOB: 1 K: 0 BB: 0 S: 4 P: 4	R: 0 H: 0 E: 0 LOB: 0 K: 1 BB: 0 S: 5 P: 5	R: 3 H: 4 E: 0 LOB: 1 K: 2 BB: 0 S: 11 P: 11	R: 1 H: 2 E: 0 LOB: 1 K: 0 BB: 0 S: 5 P: 5	R: 0 H: 1 E: 0 LOB: 2 K: 1 BB: 1 S: 6 P: 10	R: 0 H: 0 E: 0 LOB: 0 K: 1 BB: 0 S: 5 P: 5	R: 0 H: 2 E: 0 LOB: 2 K: 1 BB: 0 S: 7 P: 7	R: 0 H: 1 E: 0 LOB: 1 K: 1 BB: 0 S: 6 P: 6	R: 0 H: 1 E: 0 LOB: 1 K: 1 BB: 0 S: 6 P: 6	1B: 12 SF: 1 2B: 2 SAC: 2 3B: 0 DP: 0 HR: 0 HBP: 0						

PITCHER	IP	WLS	BF	H	R	ER	SO	BB	IBB	HBP	BLK	WP	HR	S	P	ERA	WHIP
Harry Parker, R (1, 1) ERA: 3.25	5.2		24	7	3	2	5	0	0	0	0	0	0	34	34	3.18	1.235
Bob Miller, R (6, 1) ERA: 3.19	0.1		1	0	0	0	1	0	0	0	0	0	0	3	3	0.00	0.000
Tug McGraw, L (7, 1) ERA: 6.14	4.0		18	5	1	1	3	1	0	0	0	0	0	23	27	2.25	1.500
Jack Aker, R (11, 1) ERA: 2.92	2.0	W	8	2	0	0	2	0	0	0	0	0	0	12	12	0.00	1.000

PITCHER	IP	WLS	BF	H	R	ER	SO	BB	IBB	HBP	BLK	WP	HR	S	P	ERA	WHIP

New York Mets @ Chicago Cubs

Wrigley Field, Chicago, IL

Wed Jun 26 1974, 3:33 AM CDT

Att. 15,275 - Sunny - 68 F

BOTTOM

livebaseballscorecards.com

AB	47
R	4
H	14
RBI	3
BB	1
SO	11
LOB	16

WP: 0 PA: 51
PB: 1
SB: 0
CS: 0

Batter	1	2	3	4	5	6	7	8	9	AB	R	H	RBI	BB	SO	LOB
Lou Brock, L (1, 7) OBP: 0.377, SLG: 0.438	L9	E 1B 1-3	4-3			CS 1B		F8		5	1	2	0	0	0	2
Ted Sizemore, R (1, 4) OBP: 0.341, SLG: 0.321	E5 BB 1B	SF8 3-H		5-3		K 1-2			5-3	4	1	0	1	0	1	1
Reggie Smith, S (1, 9) OBP: 0.420, SLG: 0.625 Jim Dwyer, L (8, 9) OBP: 0.440, SLG: 0.522	FC6-4 BB 1B 1-2	E9 2B 1-H		F7			F8		4-3	3 1	2 0	1 0	1 0	1 0	0 0	0 0
Ted Simmons, S (1, 2) OBP: 0.330, SLG: 0.467	FC6-4 1B 1-3 2-H	2B 2B 3-H		F2			5-3		5-3	5	1	2	2	0	0	0
Joe Torre, R (1, 3) OBP: 0.365, SLG: 0.404	FC6-4 1B 1-2f 3-H	2B 2-H			4-3 2B		WP 1B			4	0	3	2	0	0	1
Luis Melendez, R (1, 8) OBP: 0.316, SLG: 0.352	1B 1-2	F2			1-3		5-3 1-2			4	0	1	0	0	0	3
Ken Reitz, R (1, 5) OBP: 0.317, SLG: 0.370	K		FC1-4 1B		4-3 2-3			4-3		4	0	1	0	0	1	3
Mike Tyson, R (1, 6) OBP: 0.255, SLG: 0.259		1B SF8 1B	FC1-4 1-2f		4-3			6-3		4	1	1	0	0	0	2
Lynn McGlothen, L (1, 1) OBP: 0.275, SLG: 0.300		F3	P4			4-3		E3		4	0	0	0	0	0	2
Inning Stats	R: 2 E: 1 K: 1 S: 8 H: 2 LOB: 2 BB: 1 P: 12	R: 4 E: 1 K: 0 S: 8 H: 5 LOB: 1 BB: 0 P: 8	R: 0 E: 0 K: 0 S: 4 H: 1 LOB: 1 BB: 0 P: 4	R: 0 E: 0 K: 0 S: 3 H: 0 LOB: 0 BB: 0 P: 3	R: 0 E: 0 K: 0 S: 4 H: 1 LOB: 1 BB: 0 P: 4	R: 0 E: 0 K: 1 S: 5 H: 1 LOB: 0 BB: 0 P: 5	R: 0 E: 0 K: 0 S: 4 H: 1 LOB: 1 BB: 0 P: 4	R: 0 E: 1 K: 0 S: 4 H: 0 LOB: 1 BB: 0 P: 4	R: 0 E: 0 K: 0 S: 3 H: 0 LOB: 0 BB: 0 P: 3	1B: 7 2B: 4 3B: 0 HR: 0 SF: 1 SAC: 0 DP: 0 HBP: 0						

TOP

St. Louis Cardinals @ New York Mets

Shea Stadium, Flushing, NY

Thu Jun 27 1974, 7:05 PM EDT

Att. 19,952 - Unknown

livebaseballscorecards.com

AB	38
R	6
H	11
RBI	6
BB	1
SO	2
LOB	14

WP: 1 PB: 0 SB: 0 CS: 1 PA: 40

PITCHER		IP	WLS	BF	H	R	ER	SO	BB	IBB	HBP	BLK	WP	HR	S	P	ERA	WHIP
Ray Sadecki, L ERA: 5.0	(1, 1)	1.2	L	12	5	5	3	1	1	0	0	0	0	0	13	17	16.20	3.600
Bob Apodaca, R ERA: 5.77	(2, 1)	4.1		17	5	1	1	1	0	0	0	0	0	0	19	19	2.08	1.154
Jack Aker, R ERA: 2.7	(7, 1)	2.0		8	1	0	0	0	0	0	0	0	1	0	8	8	0.00	0.500
Bob Miller, R ERA: 3.11	(9, 1)	1.0		3	0	0	0	0	0	0	0	0	0	0	3	3	0.00	0.000

PITCHER	IP	WLS	BF	H	R	ER	SO	BB	IBB	HBP	BLK	WP	HR	S	P	ERA	WHIP

Batter	1	2	3	4	5	6	7	8	9	AB	R	H	RBI	BB	SO	LOB
Wayne Garrett, L (1, 5) OBP: 0.280, SLG: 0.326	FC4-6 1B		K			F8		P4		4	0	1	0	0	1	2
Jerry Grote, R (1, 2) OBP: 0.315, SLG: 0.351	L7			1B 1B		5-3 1-2		FC5-4 1-2f		4	0	1	0	0	0	3
Cleon Jones, R (1, 7) OBP: 0.324, SLG: 0.371	K			G4-6-3 1-2 1B		2-H 3B			6-3	4	0	2	1	0	1	1
Rusty Staub, L (1, 9) OBP: 0.350, SLG: 0.439	FC4-6 1-2f			K		K			BB BB	3	0	0	0	1	2	4
Ed Kranepool, L (1, 3) OBP: 0.422, SLG: 0.456 George Theodore, R (5, 3) OBP: 0.222, SLG: 0.152		G1-6-3 BB		G4-6-3 1-2f			F9		G4-6-3 1-2 BB	1 1	0 0	0 0	0 0	1 1	0 0	2 0
Ken Boswell, L (1, 4) OBP: 0.302, SLG: 0.333		G1-6-3 1-2f			3-1		K		G4-6-3 1-2f	4	0	0	0	0	1	3
Don Hahn, R (1, 8) OBP: 0.398, SLG: 0.490		K			1-3		F9			3	0	0	0	0	1	0
Ted Martinez, R (1, 6) OBP: 0.234, SLG: 0.261			K		F9			5-3		3	0	0	0	0	1	0
Ray Sadecki, L (1, 1) OBP: 0.167, SLG: 0.167 Bob Apodaca, R (2, 1) Ron Hodges, L (6, PH) OBP: 0.333, SLG: 0.364 Jack Aker, R (7, 1) Dave Schneck, L (8, PH) OBP: 0.269, SLG: 0.345 Bob Miller, R (9, 1) OBP: 0.167, SLG: 0.333			6-3			5-3 3B BB		FC5-4 BB		0 1 0 0 0 0	0 0 1 0 0 0	0 0 0 0 0 0	0 0 0 0 0 0	0 0 1 0 0 0	0 0 0 0 0 0	0 0 0 0 0 0
Inning Stats	R: 0 E: 0 K: 1 S: 6 H: 1 LOB: 1 BB: 0 P: 6	R: 0 E: 0 K: 1 S: 4 H: 0 LOB: 0 BB: 1 P: 8	R: 0 E: 0 K: 2 S: 7 H: 0 LOB: 0 BB: 0 P: 7	R: 0 E: 0 K: 1 S: 6 H: 2 LOB: 1 BB: 0 P: 6	R: 0 E: 0 K: 0 S: 3 H: 0 LOB: 0 BB: 0 P: 3	R: 1 E: 0 K: 1 S: 6 H: 1 LOB: 1 BB: 1 P: 10	R: 0 E: 0 K: 1 S: 5 H: 0 LOB: 0 BB: 0 P: 5	R: 0 E: 0 K: 0 S: 3 H: 0 LOB: 1 BB: 1 P: 7	R: 0 E: 0 K: 0 S: 2 H: 0 LOB: 1 BB: 2 P: 10	1B: 3 2B: 0 3B: 1 HR: 0	SF: 0 SAC: 0 DP: 3 HBP: 0						

PITCHER	IP	WLS	BF	H	R	ER	SO	BB	IBB	HBP	BLK	WP	HR	S	P	ERA	WHIP
Lynn McGlothen, R (1, 1) ERA: 2.62	9.0	W	33	4	1	1	7	5	0	0	0	0	0	42	62	1.00	1.000

PITCHER	IP	WLS	BF	H	R	ER	SO	BB	IBB	HBP	BLK	WP	HR	S	P	ERA	WHIP

BOTTOM

St. Louis Cardinals @ New York Mets

Shea Stadium, Flushing, NY

Thu Jun 27 1974, 7:05 PM EDT

Att. 19,952 - Unknown

livebaseballscorecards.com

AB	28
R	1
H	4
RBI	1
BB	5
SO	7
LOB	15

WP: 0 PB: 0 SB: 0 CS: 0 PA: 33

Batter	1	2	3	4	5	6	7	8	9	AB	R	H	RBI	BB	SO	LOB
Lou Brock, L (1, 7) OBP: 0.372, SLG: 0.431	K		F9			4-3			F9	4	0	0	0	0	1	2
Ted Sizemore, R (1, 4) OBP: 0.339, SLG: 0.316	BB		FC6-4			1-3			6-3	3	0	0	0	1	0	2
Reggie Smith, S (1, 9) OBP: 0.414, SLG: 0.614	K			K2-3		5-3			6-3	4	0	0	0	0	2	2
Ted Simmons, S (1, 2) OBP: 0.327, SLG: 0.462	K			4-3			P3			3	0	0	0	0	1	1
Joe Torre, R (1, 3) OBP: 0.361, SLG: 0.399		4-3		L6			6-3			3	0	0	0	0	0	0
Luis Melendez, R (1, 8) OBP: 0.317, SLG: 0.342		BB CS			K		K			2	0	0	0	1	2	0
Ken Reitz, R (1, 5) OBP: 0.313, SLG: 0.366		L5 1-2			6-3			F9		3	0	0	0	0	0	1
Mike Tyson, R (1, 6) OBP: 0.251, SLG: 0.255			4-3		5-3			5-3		3	0	0	0	0	0	0
John Curtis, L (1, 1) OBP: 0.121, SLG: 0.094			FC6-4 1B			1-3 4-3 BB		K		1	0	1	0	0	0	0
Tom Heintzelman, R (6, PH) OBP: 0.404, SLG: 0.463										0	0	0	0	1	0	0
Mike Thompson, R (6, 1)										0	0	0	0	0	0	0
Jim Hickman, R (8, PH) OBP: 0.358, SLG: 0.391										1	0	0	0	0	1	0
Rich Folkers, L (8, 1)										0	0	0	0	0	0	0
Inning Stats	R: 0 E: 0 K: 3 S: 9 H: 0 LOB: 1 BB: 1 P: 13	R: 0 E: 0 K: 0 S: 2 H: 0 LOB: 0 BB: 1 P: 6	R: 0 E: 0 K: 0 S: 4 H: 1 LOB: 1 BB: 0 P: 4	R: 0 E: 0 K: 1 S: 5 H: 0 LOB: 0 BB: 0 P: 5	R: 0 E: 0 K: 1 S: 5 H: 0 LOB: 0 BB: 0 P: 5	R: 0 E: 0 K: 0 S: 3 H: 0 LOB: 1 BB: 1 P: 7	R: 0 E: 0 K: 1 S: 5 H: 0 LOB: 0 BB: 0 P: 5	R: 0 E: 0 K: 1 S: 5 H: 0 LOB: 0 BB: 0 P: 5	R: 0 E: 0 K: 0 S: 3 H: 0 LOB: 0 BB: 0 P: 3	1B: 1 2B: 0 3B: 0 HR: 0 SF: 0 SAC: 0 DP: 0 HBP: 0						

PITCHER	IP	WLS	BF	H	R	ER	SO	BB	IBB	HBP	BLK	WP	HR	S	P	ERA	WHIP
Jon Matlack, L (1, 1) ERA: 2.47	9.0	W	30	1	0	0	7	3	0	0	0	0	0	41	53	0.00	0.444

PITCHER	IP	WLS	BF	H	R	ER	SO	BB	IBB	HBP	BLK	WP	HR	S	P	ERA	WHIP

TOP

St. Louis Cardinals @ New York Mets

Shea Stadium, Flushing, NY

Sat Jun 29 1974, 3:33 AM EDT

Att. 37,317 - Unknown

livebaseballscorecards.com

AB	27
R	0
H	1
RBI	0
BB	3
SO	7
LOB	8

WP: 0 PB: 0 SB: 0 CS: 1 PA: 30

Batter	1	2	3	4	5	6	7	8	9	AB	R	H	RBI	BB	SO	LOB
Wayne Garrett, L (1, 5) OBP: 0.291, SLG: 0.345	0-0 5-3 HR 1B		BBBB 4-0 BB 1B BB		0-0 HR		BBBB 4-0 G3 2B BB			2	3	2	1	2	0	0
Jerry Grote, R (1, 2) OBP: 0.309, SLG: 0.344	0-0 ① 5-3 1-2		0-0 ② F9		0-0 ① P6		SSS 0-3 ① K			4	0	0	0	0	1	3
George Theodore, R (1, 3) OBP: 0.250, SLG: 0.167	0-0 ② F3		0-0 BB 1-2 1B		BBBB 4-0 BB		0-0 ② G3 1-2			3	0	1	0	1	0	2
Cleon Jones, R (1, 7) OBP: 0.330, SLG: 0.390	0-0 2-H HR		BBBB 4-0 1-2 2-3 BB		0-0 ② F8		0-0 2-H 2B			3	1	2	3	1	0	1
Rusty Staub, L (1, 9) OBP: 0.348, SLG: 0.434	0-0 ③ 5-3		0-0 ③ 1-3		0-0 ③ 4-3		4-0 IBB			3	0	0	0	1	0	4
Don Hahn, R (1, 8) OBP: 0.385, SLG: 0.472		0-0 ① 6-3		0-0 ① F8		0-0 ① 6-3	0-0 ③ F8			4	0	0	0	0	0	2
Ted Martinez, R (1, 6) OBP: 0.235, SLG: 0.272		0-0 ② F9		0-0 E7 2B		0-0 ② 4-3		0-0 ① 5-3		4	0	1	0	0	0	0
Ken Boswell, L (1, 4) OBP: 0.300, SLG: 0.330		0-0 ③ 4-3		0-0 ② F8		0-0 1B		0-0 ② P6		4	0	1	0	0	0	1
Jon Matlack, L (1, 1) OBP: 0.143, SLG: 0.121			SSS 0-3 ① K	0-0 ③ 5-3		0-0 ③ 5-3		SSS 0-3 ③ K		4	0	0	0	0	2	2
Inning Stats	R: 2 E: 0 K: 0 S: 5 H: 2 LOB: 0 BB: 0 P: 5	R: 0 E: 0 K: 0 S: 3 H: 0 LOB: 0 BB: 0 P: 3	R: 0 E: 0 K: 1 S: 6 H: 1 LOB: 3 BB: 2 P: 14	R: 0 E: 1 K: 0 S: 4 H: 1 LOB: 1 BB: 0 P: 4	R: 1 E: 0 K: 0 S: 4 H: 1 LOB: 1 BB: 1 P: 8	R: 0 E: 0 K: 0 S: 4 H: 1 LOB: 1 BB: 0 P: 4	R: 1 E: 0 K: 1 S: 6 H: 1 LOB: 2 BB: 2 P: 14	R: 0 E: 0 K: 1 S: 5 H: 0 LOB: 0 BB: 0 P: 5		1B: 3 2B: 2 3B: 0 HR: 2	SF: 0 SAC: 0 DP: 0 HBP: 0					

PITCHER		IP	WLS	BF	H	R	ER	SO	BB	IBB	HBP	BLK	WP	HR	S	P	ERA	WHIP
John Curtis, L ERA: 4.53	(1, 1)	5.0	L	23	5	3	3	1	3	0	0	0	0	2	22	34	5.40	1.600
Mike Thompson, R ERA: 5.73	(6, 1)	2.0		10	2	1	1	1	1	1	0	0	0	0	10	18	4.50	1.500
Rich Folkers, L ERA: 3.03	(8, 1)	1.0		3	0	0	0	1	0	0	0	0	0	0	5	5	0.00	0.000

PITCHER		IP	WLS	BF	H	R	ER	SO	BB	IBB	HBP	BLK	WP	HR	S	P	ERA	WHIP

BOTTOM

St. Louis Cardinals @ New York Mets

Shea Stadium, Flushing, NY

Sat Jun 29 1974, 3:33 AM EDT

Att. 37,317 - Unknown

livebaseballscorecards.com

AB	31
R	4
H	7
RBI	4
BB	5
SO	3
LOB	15

WP: 0 PB: 0 SB: 0 CS: 0 PA: 36

Batter	1	2	3	4	5	6	7	8	9	AB	R	H	RBI	BB	SO	LOB
Lou Brock, L (1, 7) OBP: 0.369, SLG: 0.431	0-0 FC6-4 FC3-5-2-5 2B	0-0 FC1-6-4 1-2f		0-0 FC4-6 E 1-2f 2-3 3-H		0-3 K		0-0 F7 1-2		5	0	1	1	0	1	4
Ted Sizemore, R (1, 4) OBP: 0.341, SLG: 0.315	BBBB 4-0 FC6-4 BB		0-0 4-3	0-0 E5 BB 1-3 3-H		0-0 F8		0-0 1B 2-H 1B		4	0	1	1	1	0	1
Reggie Smith, S (1, 9) OBP: 0.417, SLG: 0.612	0-0 FC6-4 FC3-5-2-5 1-2f 2-3		SSS 0-3 K	BBBB 4-0 1-2 BB			0-0 G6-4-3 1B	0-0 FC6-4 1-2 1B		4	0	2	0	1	1	2
Ted Simmons, S (1, 2) OBP: 0.322, SLG: 0.454	0-0 FC3-5-2-5 1-3 3-H		0-0 F9	0-0 P6			0-0 G6-4-3 1-2f	0-0 FC6-4 1-2f		5	0	0	0	0	0	8
Joe Torre, R (1, 3) OBP: 0.366, SLG: 0.401	IIII 4-0 IBB			0-0 1B 1B 1B	0-0 F2		0-0 1B		0-0 F2	4	1	2	0	1	0	0
Luis Melendez, R (1, 8) OBP: 0.310, SLG: 0.333	0-0 P4			0-0 F9	0-0 F9		0-0 F3		0-0 1B	5	0	1	0	0	0	5
Ken Reitz, R (1, 5) OBP: 0.319, SLG: 0.382		0-0 F7		0-0 1B 1B FC4-6 1-3 1B	0-0 FC6-4 1B			0-0 HR	0-0 F3	5	2	3	1	0	0	1
Mike Tyson, R (1, 6) OBP: 0.250, SLG: 0.254		0-0 1-3		0-0 FC4-6 1B E 1-2 3-H 1B	0-0 FC6-4 1-2f			0-0 6-3	0-0 F8	5	1	1	1	0	0	2
Alan Foster, R (1, 1) OBP: 0.286, SLG: 0.259 Al Hrabosky, R (8, 1) OBP: 0.333, SLG: 0.333		0-0 FC1-6-4 1B		0-0 FC4-6 1-2 2-3 1B		0-0 4-3		0-0 WP 1B 1B		4 0	1 0	3 0	0 0	0 0	0 0	0 0
Inning Stats	R: 0 E: 0 K: 0 S: 4 H: 1 LOB: 3 BB: 2 P: 12	R: 0 E: 0 K: 0 S: 4 H: 1 LOB: 1 BB: 0 P: 4	R: 0 E: 0 K: 1 S: 5 H: 0 LOB: 0 BB: 0 P: 5	R: 3 E: 1 K: 0 S: 8 H: 4 LOB: 3 BB: 1 P: 12	R: 0 E: 0 K: 0 S: 4 H: 1 LOB: 1 BB: 0 P: 4	R: 0 E: 0 K: 1 S: 5 H: 0 LOB: 0 BB: 0 P: 5	R: 0 E: 0 K: 0 S: 4 H: 2 LOB: 1 BB: 0 P: 4	R: 2 E: 0 K: 0 S: 7 H: 4 LOB: 2 BB: 0 P: 7	R: 0 E: 0 K: 0 S: 4 H: 1 LOB: 1 BB: 0 P: 4	1B: 12 2B: 1 3B: 0 HR: 1 SF: 0 SAC: 0 DP: 1 HBP: 0						

TOP

St. Louis Cardinals @ New York Mets

Shea Stadium, Flushing, NY

Sun Jun 30 1974, 3:33 AM EDT

Unknown

livebaseballscorecards.com

AB	41
R	5
H	14
RBI	4
BB	3
SO	2
LOB	23

PITCHER		IP	WLS	BF	H	R	ER	SO	BB	IBB	HBP	BLK	WP	HR	S	P	ERA	WHIP
Jerry Koosman, L ERA: 3.11	(1, 1)	7.0	L	33	9	3	2	2	2	1	0	0	0	0	34	46	2.57	1.571
Tug McGraw, L ERA: 6.38	(8, 1)	2.0		11	5	2	2	0	0	0	0	0	1	1	11	11	9.00	2.500

PITCHER	IP	WLS	BF	H	R	ER	SO	BB	IBB	HBP	BLK	WP	HR	S	P	ERA	WHIP

BOTTOM

St. Louis Cardinals @ New York Mets

Shea Stadium, Flushing, NY

Sun Jun 30 1974, 3:33 AM EDT

Unknown

Batter	1	2	3	4	5	6	7	8	9	AB	R	H	RBI	BB	SO	LOB
Wayne Garrett, L (1, 5) OBP: 0.294, SLG: 0.352	K		F8		1-3 2B			1B 1B		4	0	2	0	0	1	0
Jerry Grote, R (1, 2) OBP: 0.308, SLG: 0.342	6-3		F8		4-3			1-2 1B		4	0	1	0	0	0	2
Rusty Staub, L (1, 9) OBP: 0.344, SLG: 0.428	F9			P4	F9			P6		4	0	0	0	0	0	4
Cleon Jones, R (1, 7) OBP: 0.329, SLG: 0.388		F8		K		G4-3 1B		P4		4	0	1	0	0	1	2
John Milner, L (1, 3) OBP: 0.321, SLG: 0.424		E1 1B WP		F8		K		K		4	0	0	0	0	2	3
Ken Boswell, L (1, 4) OBP: 0.292, SLG: 0.321		F9 1-2			3-1	G4-3 1-2f			K	3	0	0	0	0	0	2
George Theodore, R (9, PH) OBP: 0.244, SLG: 0.162										1	0	0	0	0	1	0
Don Hahn, R (1, 8) OBP: 0.389, SLG: 0.482		2-3 1B			2B 2B		F8		6-3	4	1	2	0	0	0	0
Ted Martinez, R (1, 6) OBP: 0.235, SLG: 0.281		F8			2-H 1B 2B		F8		6-3	4	1	1	1	0	0	2
Jerry Koosman, R (1, 1) OBP: 0.159, SLG: 0.163			K		2-H 2B 1B		F7			2	0	1	1	0	1	0
Ed Kranepool, L (7, PH) OBP: 0.415, SLG: 0.448										1	0	0	0	0	0	0
Tug McGraw, R (8, 1)										0	0	0	0	0	0	0

Inning Stats	1	2	3	4	5	6	7	8	9
	R: 0 H: 0 E: 0 LOB: 0 K: 1 BB: 0 S: 5 P: 5	R: 0 H: 1 E: 1 LOB: 2 K: 0 BB: 0 S: 5 P: 5	R: 0 H: 0 E: 0 LOB: 0 K: 1 BB: 0 S: 5 P: 5	R: 0 H: 0 E: 0 LOB: 0 K: 1 BB: 0 S: 5 P: 5	R: 2 H: 4 E: 0 LOB: 2 K: 0 BB: 0 S: 7 P: 7	R: 0 H: 1 E: 0 LOB: 0 K: 1 BB: 0 S: 5 P: 5	R: 0 H: 0 E: 0 LOB: 0 K: 0 BB: 0 S: 3 P: 3	R: 0 H: 2 E: 0 LOB: 2 K: 1 BB: 0 S: 7 P: 7	R: 0 H: 0 E: 0 LOB: 0 K: 1 BB: 0 S: 5 P: 5

PITCHER	IP	WLS	BF	H	R	ER	SO	BB	IBB	HBP	BLK	WP	HR	S	P	ERA	WHIP
Alan Foster, R (1, 1) ERA: 3.84	7.0	W	29	8	2	2	4	0	0	0	0	1	0	37	37	2.57	1.143
Al Hrabosky, L (8, 1) ERA: 4.08	2.0	S	6	0	0	0	2	0	0	0	0	0	0	10	10	0.00	0.000

PITCHER	IP	WLS	BF	H	R	ER	SO	BB	IBB	HBP	BLK	WP	HR	S	P	ERA	WHIP

1B: 5	SF: 0
2B: 3	SAC: 0
3B: 0	DP: 1
HR: 0	HBP: 0
WP: 1	PA: 35
PB: 0	
SB: 0	
CS: 0	

AB	35
R	2
H	8
RBI	2
BB	0
SO	6
LOB	15

livebaseballscorecards.com

Batter	1	2	3	4	5	6	7	8	9	10	AB	R	H	RBI	BB	SO	LOB
Lou Brock, L (1, 7) OBP: 0.370, SLG: 0.430	4-3		E S 2-H 1B		4-3		F8		1B 1-3 1B		5	0	2	1	0	0	3
Jim Dwyer, L (10, 7) OBP: 0.440, SLG: 0.522											0	0	0	0	0	0	0
Tom Heintzelman, R (1, 4) OBP: 0.404, SLG: 0.444	6-3		K 1-3			F2		F8 BB BB	1B 1-2 3-H 1B		4	0	1	1	1	1	1
Reggie Smith, S (1, 9) OBP: 0.409, SLG: 0.598	5-3			4-3		6-3		L9	K		5	0	0	0	0	1	3
Joe Torre, R (1, 5) OBP: 0.363, SLG: 0.394 (7, 3)		F7		F8		K		BB 1-2		P3	4	0	0	0	1	1	0
Jim Hickman, R (1, 3) OBP: 0.375, SLG: 0.408		F7		1B			SH SF8 1B	F8 2-3		HR 1B	3	1	2	0	0	0	0
Ken Reitz, R (7, 5) OBP: 0.320, SLG: 0.383											2	1	1	0	0	0	2
Bake McBride, L (1, 8) OBP: 0.337, SLG: 0.389		4-3		P6			SH SF8 1-3	P6		HR 1-H	4	1	1	2	0	0	3
Tim McCarver, L (1, 2) OBP: 0.345, SLG: 0.267			F8		FC5-4 1B		6-3		F7	F5	5	0	1	0	0	0	2
Mike Tyson, R (1, 6) OBP: 0.254, SLG: 0.254			1-3 1B 1B		FC5-4 S 1-2f		IBB		K	F9	4	1	1	0	1	1	1
Bob Gibson, R (1, 1) OBP: 0.167, SLG: 0.195			1-3 1-2		5-3 1-2		SF8 2-3 3-H		1B 1B 1B		2	0	0	1	0	0	2
Al Hrabosky, R (8, 1) OBP: 0.333, SLG: 0.333											0	0	0	0	0	0	0
Mike Garman, R (8, 1) OBP: 0.500, SLG: 0.500											1	1	1	0	0	0	0
Rich Folkers, L (9, 1)											0	0	0	0	0	0	0
Orlando Pena, R (9, 1) OBP: 0.500, SLG: 0.500											0	0	0	0	0	0	0
Inning Stats	R: 0 H: 0 E: 0 LOB: 0 K: 0 BB: 0 S: 3 P: 3	R: 0 H: 0 E: 0 LOB: 0 K: 0 BB: 0 S: 3 P: 3	R: 1 H: 2 E: 0 LOB: 1 K: 1 BB: 0 S: 7 P: 7	R: 0 H: 1 E: 0 LOB: 1 K: 0 BB: 0 S: 4 P: 4	R: 0 H: 1 E: 0 LOB: 1 K: 0 BB: 0 S: 4 P: 4	R: 0 H: 0 E: 0 LOB: 0 K: 1 BB: 0 S: 5 P: 5	R: 1 H: 1 E: 1 LOB: 2 K: 0 BB: 1 S: 5 P: 9	R: 0 H: 0 E: 0 LOB: 2 K: 0 BB: 2 S: 3 P: 11	R: 1 H: 3 E: 0 LOB: 2 K: 2 BB: 0 S: 10 P: 10	R: 2 H: 2 E: 0 LOB: 0 K: 0 BB: 0 S: 5 P: 5	1B: 9 SF: 1 2B: 0 SAC: 1 3B: 0 DP: 0 HR: 1 HBP: 0						

PITCHER		IP	WLS	BF	H	R	ER	SO	BB	IBB	HBP	BLK	WP	HR	S	P	ERA	WHIP
George Stone, L ERA: 4.87	(1, 1)	7.0		28	5	2	1	2	0	1	0	0	0	0	31	35	1.29	0.714
Bob Miller, R ERA: 3.18	(8, 1)	2.0		11	3	1	1	2	2	0	0	0	0	0	13	21	4.50	2.500
Tug McGraw, L ERA: 6.84	(10, 1)	1.0	L	5	2	2	2	0	0	0	0	0	0	1	5	5	18.00	2.000

PITCHER	IP	WLS	BF	H	R	ER	SO	BB	IBB	HBP	BLK	WP	HR	S	P	ERA	WHIP

TOP

St. Louis Cardinals @ New York Mets

Shea Stadium, Flushing, NY

Sun Jun 30 1974, 3:38 AM EDT

Att. 40,009 - Unknown

livebaseballscorecards.com

AB	39
R	5
H	10
RBI	5
BB	3
SO	4
LOB	17

WP: 0 PA: 44
PB: 0
SB: 2
CS: 0

Batter	1	2	3	4	5	6	7	8	9	10	AB	R	H	RBI	BB	SO	LOB
Wayne Garrett, L (1, 5) OBP: 0.293, SLG: 0.349	F7		L9			F7	1-3 1B		FC8-5 1B 1-2 2-3f 3-H		5	0	1	1	0	0	2
Ted Martinez, R (1, 6) OBP: 0.234, SLG: 0.277	K			6-3		F2	F9		1B 1-2 2-H		5	0	1	1	0	1	2
Rusty Staub, L (1, 9) OBP: 0.348, SLG: 0.429	4-3			BB		2B 1B		3-1 WP 1B	F8		4	0	2	0	1	0	2
Cleon Jones, R (1, 7) OBP: 0.326, SLG: 0.388		F8		K		1-3 2B		K 1-2	F9		5	0	1	0	0	2	4
John Milner, L (1, 3) OBP: 0.319, SLG: 0.417		G3		F9		IBB		3-1 2-3		G3	4	0	0	0	1	0	2
Ken Boswell, L (1, 4) OBP: 0.284, SLG: 0.313		F8	F8			3-1		K		P6	3	0	0	0	0	0	3
Duffy Dyer, R (8, PH) OBP: 0.300, SLG: 0.087											0	0	0	0	0	0	0
Dave Schneck, L (8, PH) OBP: 0.267, SLG: 0.343											1	0	0	0	0	1	1
Felix Millan, R (9, 4) OBP: 0.301, SLG: 0.285											1	0	0	0	0	0	0
Don Hahn, R (1, 8) OBP: 0.389, SLG: 0.474			P6		BB		F3		1B FC8-5 1B	F7	4	1	1	0	1	0	0
Ron Hodges, L (1, 2) OBP: 0.343, SLG: 0.424			HR		F8 1-2		P6		FC8-5 1B 1-2		4	1	2	1	0	0	1
George Stone, L (1, 1) OBP: 0.160, SLG: 0.125			P6		P6		1B 1B		FC8-5 1B 1-2 2-3		2	0	0	0	0	0	1
Ed Kranepool, L (7, PH) OBP: 0.424, SLG: 0.458											1	0	1	0	0	0	0
Bud Harrelson, S (7, PR) OBP: 0.404, SLG: 0.319											0	0	0	0	0	0	0
Bob Miller, R (8, 1) OBP: 0.167, SLG: 0.333											0	0	0	0	0	0	0
George Theodore, R (9, PH) OBP: 0.262, SLG: 0.184											1	1	1	0	0	0	0
Tug McGraw, R (10, 1)											0	0	0	0	0	0	0
Inning Stats	R: 0 E: 0 K: 1 S: 5 H: 0 LOB: 0 BB: 0 P: 5	R: 0 E: 0 K: 0 S: 3 H: 0 LOB: 0 BB: 0 P: 3	R: 1 E: 0 K: 0 S: 4 H: 1 LOB: 0 BB: 0 P: 4	R: 0 E: 0 K: 1 S: 5 H: 0 LOB: 1 BB: 1 P: 9	R: 0 E: 0 K: 0 S: 3 H: 0 LOB: 1 BB: 1 P: 7	R: 0 E: 0 K: 0 S: 5 H: 2 LOB: 3 BB: 1 P: 9	R: 0 E: 0 K: 0 S: 5 H: 2 LOB: 2 BB: 0 P: 5	R: 0 E: 0 K: 2 S: 8 H: 1 LOB: 1 BB: 0 P: 8	R: 2 E: 0 K: 0 S: 7 H: 4 LOB: 2 BB: 0 P: 7	R: 0 E: 0 K: 0 S: 3 H: 0 LOB: 0 BB: 0 P: 3	1B: 8 2B: 1 3B: 0 HR: 1	SF: 0 SAC: 0 DP: 0 HBP: 0						

PITCHER		IP	WLS	BF	H	R	ER	SO	BB	IBB	HBP	BLK	WP	HR	S	P	ERA	WHIP
Bob Gibson, R ERA: 4.5	(1, 1)	7.1		31	6	1	1	3	2	1	0	0	1	1	34	46	1.23	1.091
Al Hrabosky, L ERA: 4.03	(8, 1)	0.1		1	0	0	0	0	0	0	0	0	0	0	1	1	0.00	0.000
Mike Garman, R ERA: 3.5	(8, 1)	0.1		4	3	2	2	1	0	0	0	0	0	0	6	6	54.00	9.000
Rich Folkers, L ERA: 2.97	(9, 1)	0.2		3	1	0	0	0	0	0	0	0	0	0	3	3	0.00	1.500
Orlando Pena, R ERA: 1.71	(9, 1)	1.1	W	4	0	0	0	0	0	0	0	0	0	0	4	4	0.00	0.000

PITCHER		IP	WLS	BF	H	R	ER	SO	BB	IBB	HBP	BLK	WP	HR	S	P	ERA	WHIP

BOTTOM

St. Louis Cardinals @ New York Mets

Shea Stadium, Flushing, NY

Sun Jun 30 1974, 3:38 AM EDT
Att. 40,009 - Unknown

livebaseballscorecards.com

AB	40
R	3
H	10
RBI	3
BB	3
SO	4
LOB	18

WP: 1 PA: 43
PB: 0
SB: 1
CS: 0

Batter	1	2	3	4	5	6	7	8	9	AB	R	H	RBI	BB	SO	LOB
Dave Cash, R (1, 4) OBP: 0.371, SLG: 0.413	F5		G3			6-3		G5-4-3 1-2f		4	0	0	0	0	0	2
Larry Bowa, S (1, 6) OBP: 0.303, SLG: 0.347	E5 S 1B		6-3			F7			6-3 1B G3 1B	4	2	1	0	0	0	0
Del Unser, L (1, 8) OBP: 0.371, SLG: 0.395	F8 1-2			K		F8			G3 6-3 1-2 1B	4	0	1	0	0	1	1
Mike Schmidt, R (1, 5) OBP: 0.429, SLG: 0.585	1B BB			6-3 S BB			G6-4-3 1B		6-3 1-2 2-3	2	0	1	0	2	0	2
Willie Montanez, L (1, 3) OBP: 0.298, SLG: 0.358	1-3 2-H 1B			6-3 1-3			G6-4-3 1-2f		G3 2-3 3-H	4	0	1	2	0	0	3
Ollie Brown, R (1, 9) OBP: 0.227, SLG: 0.310		5-3		F8			5-3		K	4	0	0	0	0	1	2
Bill Robinson, R (1, 7) OBP: 0.289, SLG: 0.346		F8			6-3			K		3	0	0	0	0	1	0
Bob Boone, R (1, 2) OBP: 0.292, SLG: 0.283		F7			5-3			1B 1B		3	0	1	0	0	0	0
Dick Ruthven, R (1, 1) OBP: 0.125, SLG: 0.125			6-3		K			G5-4-3 1-2 1B		2	0	0	0	0	1	0
Tom Hutton, L (8, PH) OBP: 0.282, SLG: 0.348										1	0	1	0	0	0	0
Pete Richert, L (8, 1)										0	0	0	0	0	0	0
Eddie Watt, R (8, 1)										0	0	0	0	0	0	0
Inning Stats	R: 1 E: 1 K: 0 S: 4 H: 1 LOB: 2 BB: 1 P: 8	R: 0 E: 0 K: 0 S: 3 H: 0 LOB: 0 BB: 0 P: 3	R: 0 E: 0 K: 0 S: 3 H: 0 LOB: 0 BB: 0 P: 3	R: 0 E: 0 K: 1 S: 5 H: 0 LOB: 1 BB: 1 P: 9	R: 0 E: 0 K: 1 S: 5 H: 0 LOB: 0 BB: 0 P: 5	R: 0 E: 0 K: 0 S: 3 H: 0 LOB: 0 BB: 0 P: 3	R: 0 E: 0 K: 0 S: 3 H: 1 LOB: 0 BB: 0 P: 3	R: 0 E: 0 K: 1 S: 6 H: 2 LOB: 1 BB: 0 P: 6	R: 1 E: 0 K: 1 S: 7 H: 2 LOB: 1 BB: 0 P: 7	1B: 6 2B: 0 3B: 0 HR: 0 SF: 0 SAC: 0 DP: 2 HBP: 0						

TOP

Philadelphia Phillies @ New York Mets

Shea Stadium, Flushing, NY

Tue Jul 02 1974, 7:05 PM EDT

Att. 20,724 - Unknown

livebaseballscorecards.com

AB	31
R	2
H	6
RBI	2
BB	2
SO	4
LOB	10

PITCHER		IP	WLS	BF	H	R	ER	SO	BB	IBB	HBP	BLK	WP	HR	S	P	ERA	WHIP
Tom Seaver, R ERA: 3.43	(1, 1)	7.1	W	26	3	1	0	3	2	0	0	0	0	0	30	38	0.00	0.682
Jack Aker, R ERA: 2.86	(8, 1)	1.2	S	7	3	1	1	1	0	0	0	0	0	0	9	9	5.40	1.800

PITCHER		IP	WLS	BF	H	R	ER	SO	BB	IBB	HBP	BLK	WP	HR	S	P	ERA	WHIP

WP: 0 PA: 33
PB: 0
SB: 2
CS: 0

Batter	1	2	3	4	5	6	7	8	9	AB	R	H	RBI	BB	SO	LOB
Wayne Garrett, L (1, 5) OBP: 0.292, SLG: 0.347	P4		E4 BB 1B FC5-4		G5-4-3 1B			F9		4	1	1	0	0	0	0
Felix Millan, R (1, 4) OBP: 0.304, SLG: 0.289	5-3		FC5-4 BB 1B 1-2		G5-4-3 1-2f			E 1B 1B		4	1	2	0	0	0	1
Rusty Staub, L (1, 9) OBP: 0.353, SLG: 0.429	HR BB		FC5-4 BB 1-2 2-3			4-3		1B E G1-2-3 1B 1-2		2	1	1	0	2	0	0
Cleon Jones, R (1, 7) OBP: 0.325, SLG: 0.397	1-H HR		FC5-4 1-2f 2-3 3-H			5-3		E6 1B 1-2 2-3		4	1	1	3	0	0	4
John Milner, L (1, 3) OBP: 0.322, SLG: 0.416	K		1-3			BB		1B 1-2 2-3 3-H		3	0	1	1	1	1	2
Don Hahn, R (1, 8) OBP: 0.378, SLG: 0.458		K		K		4-3		G1-2-3 3-Hf		4	0	0	0	0	2	4
Duffy Dyer, R (1, 2) OBP: 0.273, SLG: 0.077		5-3		K			L3			3	0	0	0	0	1	0
Ted Martinez, R (1, 6) OBP: 0.227, SLG: 0.269		F7		F8			F9			3	0	0	0	0	0	0
Tom Seaver, R (1, 1) OBP: 0.200, SLG: 0.059 Jack Aker, R (8, 1)			K		K		K			3 0	0 0	0 0	0 0	0 0	3 0	0 0
Inning Stats	R: 2 H: 1 E: 0 LOB: 0 K: 1 BB: 1 S: 6 P: 10	R: 0 H: 0 E: 0 LOB: 0 K: 1 BB: 0 S: 5 P: 5	R: 1 H: 1 E: 1 LOB: 2 K: 1 BB: 1 S: 7 P: 11	R: 0 H: 0 E: 0 LOB: 0 K: 2 BB: 0 S: 7 P: 7	R: 0 H: 1 E: 0 LOB: 0 K: 1 BB: 0 S: 5 P: 5	R: 0 H: 0 E: 0 LOB: 1 K: 0 BB: 1 S: 3 P: 7	R: 0 H: 0 E: 0 LOB: 0 K: 1 BB: 0 S: 5 P: 5	R: 1 H: 3 E: 1 LOB: 2 K: 0 BB: 0 S: 6 P: 6		1B: 5 SF: 0 2B: 0 SAC: 0 3B: 0 DP: 2 HR: 1 HBP: 0						WP: 0 PA: 33 PB: 0 SB: 0 CS: 0

PITCHER		IP	WLS	BF	H	R	ER	SO	BB	IBB	HBP	BLK	WP	HR	S	P	ERA	WHIP
Dick Ruthven, R ERA: 3.86	(1, 1)	7.0	L	27	3	3	2	7	3	0	0	0	0	1	38	50	2.57	0.857
Pete Richert, L ERA: 2.77	(8, 1)	0.1		3	2	1	1	0	0	0	0	0	0	0	3	3	27.00	6.000
Eddie Watt, R ERA: 4.43	(8, 1)	0.2		3	1	0	0	0	0	0	0	0	0	0	3	3	0.00	1.500

PITCHER	IP	WLS	BF	H	R	ER	SO	BB	IBB	HBP	BLK	WP	HR	S	P	ERA	WHIP

BOTTOM

Philadelphia Phillies @ New York Mets

Shea Stadium, Flushing, NY

Tue Jul 02 1974, 7:05 PM EDT

Att. 20,724 - Unknown

livebaseballscorecards.com

AB	30
R	4
H	6
RBI	4
BB	3
SO	7
LOB	11

Batter	1	2	3	4	5	6	7	8	9	AB	R	H	RBI	BB	SO	LOB
Dave Cash, R (1, 4) OBP: 0.373, SLG: 0.421	5-3		1-3			1B			4-3 3B	4	1	2	0	0	0	0
Larry Bowa, S (1, 6) OBP: 0.300, SLG: 0.343	L3			6-3		K			4-3 3-H	4	0	0	1	0	1	1
Del Unser, L (1, 8) OBP: 0.373, SLG: 0.407	2B			P4			4-3		1B 2B	4	1	2	0	0	0	0
Mike Schmidt, R (1, 5) OBP: 0.426, SLG: 0.578	K			F9			K		1B BB	3	0	0	0	1	2	1
Willie Montanez, L (1, 3) OBP: 0.301, SLG: 0.361		G5-4-3 1B			4-3		1-3		1-2 2-H 1B	4	0	2	1	0	0	0
Mike Anderson, R (1, 9) OBP: 0.301, SLG: 0.363		F9			F8			F8	F8	4	0	0	0	0	0	3
Bill Robinson, R (1, 7) OBP: 0.284, SLG: 0.340		G5-4-3 1-2f			K			F9		3	0	0	0	0	1	1
Bob Boone, R (1, 2) OBP: 0.289, SLG: 0.279			6-3			F4		F6		3	0	0	0	0	0	0
Jim Lonborg, R (1, 1) OBP: 0.132, SLG: 0.216			F8			F8			F9	1	0	0	0	0	0	0
Eddie Watt, R (5, 1)										0	0	0	0	0	0	0
Billy Grabarkewitz, R (6, PH) OBP: 0.273, SLG: 0.250										1	0	0	0	0	0	0
Jesus Hernaiz, R (6, 1)										0	0	0	0	0	0	0
Tony Taylor, R (9, PH) OBP: 0.324, SLG: 0.387										1	0	0	0	0	0	0
Inning Stats	R: 0 H: 1 E: 0 LOB: 1 K: 1 BB: 0 S: 6 P: 6	R: 0 H: 1 E: 0 LOB: 0 K: 0 BB: 0 S: 3 P: 3	R: 0 H: 0 E: 0 LOB: 0 K: 0 BB: 0 S: 3 P: 3	R: 0 H: 0 E: 0 LOB: 0 K: 0 BB: 0 S: 3 P: 3	R: 0 H: 0 E: 0 LOB: 0 K: 1 BB: 0 S: 5 P: 5	R: 0 H: 1 E: 0 LOB: 1 K: 1 BB: 0 S: 6 P: 6	R: 0 H: 0 E: 0 LOB: 0 K: 1 BB: 0 S: 5 P: 5	R: 0 H: 0 E: 0 LOB: 0 K: 0 BB: 0 S: 3 P: 3	R: 2 H: 3 E: 0 LOB: 2 K: 0 BB: 1 S: 6 P: 10	1B: 3 SF: 0 2B: 2 SAC: 0 3B: 1 DP: 1 HR: 0 HBP: 0						

TOP

Philadelphia Phillies @ New York Mets

Shea Stadium, Flushing, NY

Wed Jul 03 1974, 3:33 AM EDT

Att. 15,758 - Unknown

livebaseballscorecards.com

AB	32
R	2
H	6
RBI	2
BB	1
SO	4
LOB	6

PITCHER		IP	WLS	BF	H	R	ER	SO	BB	IBB	HBP	BLK	WP	HR	S	P	ERA	WHIP
Harry Parker, R ERA: 3.09	(1, 1)	8.2	W	32	6	2	2	4	1	0	0	0	0	0	39	43	2.08	0.808
Bob Miller, R ERA: 3.15	(9, 1)	0.1		1	0	0	0	0	0	0	0	0	0	0	1	1	0.00	0.000

PITCHER		IP	WLS	BF	H	R	ER	SO	BB	IBB	HBP	BLK	WP	HR	S	P	ERA	WHIP

Batter	1	2	3	4	5	6	7	8	9	AB	R	H	RBI	BB	SO	LOB
Wayne Garrett, L (1, 5) OBP: 0.295, SLG: 0.350	F8		FC2-6, 1B	4-3		FC6-4, 1B				4	0	2	0	0	0	1
Felix Millan, R (1, 4) OBP: 0.300, SLG: 0.284	F5		FC2-6, 1-2f, HR	4-3		FC6-4, 1-2f				4	1	0	0	0	0	3
Rusty Staub, L (1, 9) OBP: 0.358, SLG: 0.444	FC6-4, 1B		1-H, HR		F9		1B, E, 1B			4	2	3	2	0	0	0
Cleon Jones, R (1, 7) OBP: 0.331, SLG: 0.411 Dave Schneck, L (8, 7) OBP: 0.267, SLG: 0.343	FC6-4, 1-2f		1B, E, HBP		HR		WP, E, 1-3, 9-2, 1B			3 0	2 0	2 0	1 0	0 0	0 0	1 0
John Milner, L (1, 3) OBP: 0.321, SLG: 0.414		K	CS, 1-3, 1B		F8		G4, 1-3, 3-H			4	0	1	0	0	1	1
Jerry Grote, R (1, 2) OBP: 0.312, SLG: 0.350		2B, 1B	E5, 1-2, 3-H		2B		9-2, 3-Hf			4	1	2	0	0	0	2
Don Hahn, R (1, 8) OBP: 0.374, SLG: 0.452		F8	F7		L5			G6-4-3, 1B		4	0	1	0	0	0	3
Ted Martinez, R (1, 6) OBP: 0.246, SLG: 0.296		1-H, 2B		4-3, SH2-4, 1B		CS, 1B		G6-4-3, 1-2f		4	0	3	1	0	0	1
Harry Parker, R (1, 1) Bob Miller, R (9, 1) OBP: 0.167, SLG: 0.333		K		SH2-4, 1-2		K, 1-2		K		3 0	0 0	0 0	0 0	0 0	3 0	2 0
Inning Stats	R: 0 E: 0 K: 0 S: 4 H: 1 LOB: 1 BB: 0 P: 4	R: 1 E: 0 K: 2 S: 9 H: 2 LOB: 1 BB: 0 P: 9	R: 3 E: 1 K: 0 S: 6 H: 3 LOB: 1 BB: 0 P: 7	R: 0 E: 0 K: 0 S: 4 H: 1 LOB: 1 BB: 0 P: 4	R: 1 E: 0 K: 0 S: 5 H: 2 LOB: 1 BB: 0 P: 5	R: 0 E: 0 K: 1 S: 6 H: 2 LOB: 1 BB: 0 P: 6	R: 1 E: 1 K: 0 S: 4 H: 2 LOB: 0 BB: 0 P: 4	R: 0 E: 0 K: 1 S: 5 H: 1 LOB: 0 BB: 0 P: 5		1B: 10 2B: 3 3B: 0 HR: 2 SF: 0 SAC: 1 DP: 2 HBP: 1						

PITCHER		IP	WLS	BF	H	R	ER	SO	BB	IBB	HBP	BLK	WP	HR	S	P	ERA	WHIP
Jim Lonborg, R ERA: 2.81	(1, 1)	4.2	L	24	9	5	4	2	0	0	1	0	0	2	27	28	7.71	1.929
Eddie Watt, R ERA: 4.37	(5, 1)	0.1		1	0	0	0	0	0	0	0	0	0	0	1	1	0.00	0.000
Jesus Hernaiz, R ERA: 2.89	(6, 1)	3.0		11	5	1	1	2	0	0	0	0	1	0	15	15	3.00	1.667

PITCHER	IP	WLS	BF	H	R	ER	SO	BB	IBB	HBP	BLK	WP	HR	S	P	ERA	WHIP

BOTTOM

Philadelphia Phillies @ New York Mets

Shea Stadium, Flushing, NY

Wed Jul 03 1974, 3:33 AM EDT

Att. 15,758 - Unknown

livebaseballscorecards.com

AB	34
R	6
H	14
RBI	4
BB	0
SO	4
LOB	14

WP: 1	PB: 0	SB: 0	CS: 2
PA: 36			

Batter	1	2	3	4	5	6	7	8	9	AB	R	H	RBI	BB	SO	LOB
Dave Cash, R (1, 4) OBP: 0.371, SLG: 0.420	1-3		1B 2-3 1B		SF7 3-H		K			3	0	1	1	0	1	0
Larry Bowa, S (1, 6) OBP: 0.302, SLG: 0.345	K		CS 1-3 3-H 1B		G6-4-3 1-2 2-3 1B			F9		4	0	2	1	0	1	0
Mike Schmidt, R (1, 5) OBP: 0.421, SLG: 0.569	6-3		CS 1-2	K	G6-4-3 1-2f			K		4	0	0	0	0	2	3
Ollie Brown, R (1, 7) OBP: 0.217, SLG: 0.295		K		K		F9		6-3		4	0	0	0	0	2	0
Bill Robinson, R (1, 8) OBP: 0.284, SLG: 0.335		K		K		BB			F9	3	0	0	0	1	2	0
Willie Montanez, L (1, 3) OBP: 0.305, SLG: 0.364		FC5-4 1B			BB 1B 1B 1B	F5			K	4	1	2	0	0	1	1
Bob Boone, R (1, 2) OBP: 0.292, SLG: 0.283		FC5-4 1-2f			1B BB SF7 1-2 1B	1-3			1B	4	1	2	0	0	0	2
Mike Anderson, R (1, 9) OBP: 0.308, SLG: 0.366 Terry Harmon, R (9, PR) OBP: 0.200, SLG: 0.200			1B SH2-4 1B 1B		BB 1B 1B 1-2 2-3		P3		1-3 1B	3 0	1 0	2 0	0 0	1 0	0 0	0 0
Ron Schueler, R (1, 1) OBP: 0.171, SLG: 0.147 Tony Taylor, R (5, PH) OBP: 0.343, SLG: 0.406 Mac Scarce, L (5, 1) Billy Grabarkewitz, R (7, PH) OBP: 0.285, SLG: 0.241 Pete Richert, L (7, 1) Del Unser, L (9, PH) OBP: 0.372, SLG: 0.405			SH2-4 1-2		1B 1-2 2-3 3-H 1B		K		4-3	0 1 0 1 0 1	0 0 0 0 0 0	0 1 0 0 0 0	0 1 0 0 0 0	0 0 0 0 0 0	0 0 0 1 0 0	0 0 0 0 0 2
Inning Stats	R: 0 E: 0 K: 1 S: 5 H: 0 LOB: 0 BB: 0 P: 5	R: 0 E: 0 K: 2 S: 8 H: 1 LOB: 1 BB: 0 P: 8	R: 1 E: 0 K: 0 S: 4 H: 3 LOB: 0 BB: 0 P: 4	R: 0 E: 0 K: 3 S: 9 H: 0 LOB: 0 BB: 0 P: 9	R: 2 E: 0 K: 0 S: 6 H: 4 LOB: 2 BB: 1 P: 10	R: 0 E: 0 K: 0 S: 3 H: 0 LOB: 1 BB: 1 P: 7	R: 0 E: 0 K: 2 S: 7 H: 0 LOB: 0 BB: 0 P: 7	R: 0 E: 0 K: 1 S: 5 H: 0 LOB: 0 BB: 0 P: 5	R: 0 E: 0 K: 1 S: 7 H: 2 LOB: 2 BB: 0 P: 7	1B: 10 2B: 0 3B: 0 HR: 0	SF: 1 SAC: 1 DP: 1 HBP: 0						

PITCHER		IP	W/L/S	BF	H	R	ER	SO	BB	IBB	HBP	BLK	WP	HR	S	P	ERA	WHIP
Jon Matlack, L ERA: 2.51	(1, 1)	9.0	W	36	10	3	3	10	2	0	0	0	0	0	54	62	3.00	1.333

PITCHER	IP	W/L/S	BF	H	R	ER	SO	BB	IBB	HBP	BLK	WP	HR	S	P	ERA	WHIP

TOP

Philadelphia Phillies @ New York Mets

Shea Stadium, Flushing, NY

Thu Jul 04 1974, 3:33 AM EDT

Unknown

livebaseballscorecards.com

AB	32
R	3
H	10
RBI	3
BB	2
SO	10
LOB	8

WP: 0 PA: 37
PB: 0
SB: 0
CS: 1

BOTTOM

Philadelphia Phillies @ New York Mets

Shea Stadium, Flushing, NY

Thu Jul 04 1974, 3:33 AM EDT

Unknown

livebaseballscorecards.com

Batter	1	2	3	4	5	6	7	8	9	AB	R	H	RBI	BB	SO	LOB
Wayne Garrett, L (1, 5) OBP: 0.291, SLG: 0.344	F8		F8	G4-6-3 1-2f			K			4	0	0	0	0	1	2
Felix Millan, R (1, 4) OBP: 0.306, SLG: 0.292	4-3 1B 2B		E7 1-3 2B 1B		BB		F7			3	2	2	0	1	0	0
Rusty Staub, L (1, 9) OBP: 0.356, SLG: 0.439	4-3 2-3		2B IBB		F8			G3		3	1	0	0	1	0	2
Cleon Jones, R (1, 7) OBP: 0.333, SLG: 0.416	1B 3-H		1-H 2-H 3-H 2B		F8			F9		4	0	2	4	0	0	1
John Milner, L (1, 3) OBP: 0.320, SLG: 0.423	L3		HR		4-3			K		4	1	1	1	0	1	2
Jerry Grote, R (1, 2) OBP: 0.312, SLG: 0.350		F2	1B			6-3				3	0	1	0	0	0	0
Don Hahn, R (1, 8) OBP: 0.366, SLG: 0.441		K	K			K				3	0	0	0	0	3	1
Ted Martinez, R (1, 6) OBP: 0.239, SLG: 0.288		P3		L6		6-3				3	0	0	0	0	0	0
Jon Matlack, L (1, 1) OBP: 0.184, SLG: 0.118			E 1B 2B BB	G4-6-3 BB			K			1	1	0	0	2	1	0
Inning Stats	R: 1 E: 0 K: 0 S: 5 H: 2 LOB: 1 BB: 0 P: 5	R: 0 E: 0 K: 1 S: 5 H: 0 LOB: 0 BB: 0 P: 5	R: 4 E: 1 K: 1 S: 8 H: 4 LOB: 1 BB: 2 P: 16	R: 0 E: 0 K: 0 S: 2 H: 0 LOB: 0 BB: 1 P: 6	R: 0 E: 0 K: 0 S: 3 H: 0 LOB: 1 BB: 1 P: 7	R: 0 E: 0 K: 1 S: 5 H: 0 LOB: 0 BB: 0 P: 5	R: 0 E: 0 K: 2 S: 7 H: 0 LOB: 0 BB: 0 P: 7	R: 0 E: 0 K: 1 S: 5 H: 0 LOB: 0 BB: 0 P: 5		1B: 3 2B: 2 3B: 0 HR: 1 SF: 0 SAC: 0 DP: 1 HBP: 0				WP: 0 PB: 0 SB: 0 CS: 0 PA: 32		

	AB	28
	R	5
	H	6
	RBI	5
	BB	4
	SO	6
	LOB	8

PITCHER		IP	WLS	BF	H	R	ER	SO	BB	IBB	HBP	BLK	WP	HR	S	P	ERA	WHIP
Ron Schueler, R ERA: 3.73	(1, 1)	4.0	L	19	6	5	5	2	2	1	0	0	0	1	20	32	11.25	2.000
Mac Scarce, L ERA: 4.21	(5, 1)	2.0		7	0	0	0	1	1	0	0	0	0	0	8	12	0.00	0.500
Pete Richert, L ERA: 2.4	(7, 1)	2.0		6	0	0	0	3	0	0	0	0	0	0	12	12	0.00	0.000

PITCHER	IP	WLS	BF	H	R	ER	SO	BB	IBB	HBP	BLK	WP	HR	S	P	ERA	WHIP

Batter	1	2	3	4	5	6	7	8	9	AB	R	H	RBI	BB	SO	LOB
Dave Cash, R (1, 4) OBP: 0.373, SLG: 0.421	3B 1B		F9 ①		F8 ② 2-3			1B 1B 1-2 1B		4	2	2	0	0	0	1
Larry Bowa, S (1, 6) OBP: 0.304, SLG: 0.353	1-H SF8 3B		1-3 ②		F7 ③ 3-H			1B FC6-3-4 1-2 2-3 1B		4	2	2	1	0	0	0
Mike Schmidt, R (1, 5) OBP: 0.422, SLG: 0.567	2B S BB		K ③			P6 ①		FC6-3-4 1-3 2-H 3-H 1B		3	0	1	2	1	1	0
Bill Robinson, R (1, 7) OBP: 0.278, SLG: 0.330	SF8 ① 3-H			5-3 ①		6-3 ②		FC6-3-4 ① ② 1-3 3-H		3	0	0	2	0	0	1
Mike Anderson, R (1, 9) OBP: 0.315, SLG: 0.381	1-3 2B			1B		6-3 ③		2B		4	0	3	0	0	0	0
Willie Montanez, L (1, 3) OBP: 0.300, SLG: 0.357	4-3 ③			F7 ②			4-3 ①	1-3 ③		4	0	0	0	0	0	3
Del Unser, L (1, 8) OBP: 0.366, SLG: 0.397		K ①		F9 ③			F7 ②		1-3 ①	4	0	0	0	0	1	1
Larry Cox, R (1, 2) OBP: 0.136, SLG: 0.143		F8 ②			WP SH1-4 WP 1B		6-3 ③		F6 ②	4	1	1	0	0	0	0
Wayne Twitchell, R (1, 1) OBP: 0.500, SLG: 0.500		K ③			SH1-4 ① 1-2			1B 1B 1B 1B	K ③	3	1	1	0	0	2	0
Inning Stats	R: 2 E: 0 K: 0 S: 5 H: 3 LOB: 1 BB: 1 P: 9	R: 0 E: 0 K: 2 S: 7 H: 0 LOB: 0 BB: 0 P: 7	R: 0 E: 0 K: 1 S: 5 H: 0 LOB: 0 BB: 0 P: 5	R: 0 E: 0 K: 0 S: 4 H: 1 LOB: 1 BB: 0 P: 4	R: 1 E: 0 K: 0 S: 4 H: 1 LOB: 0 BB: 0 P: 4	R: 0 E: 0 K: 0 S: 3 H: 0 LOB: 0 BB: 0 P: 3	R: 0 E: 0 K: 0 S: 3 H: 0 LOB: 0 BB: 0 P: 3	R: 3 E: 0 K: 0 S: 7 H: 5 LOB: 1 BB: 0 P: 7	R: 0 E: 0 K: 1 S: 5 H: 0 LOB: 0 BB: 0 P: 5	1B: 7 2B: 3 3B: 1 HR: 0	SF: 1 SAC: 1 DP: 1 HBP: 0						

TOP

Philadelphia Phillies @ New York Mets

Shea Stadium, Flushing, NY

Thu Jul 04 1974, 3:38 AM EDT

Att. 26,811 - Unknown

livebaseballscorecards.com

AB	33
R	6
H	10
RBI	5
BB	1
SO	4
LOB	6

PITCHER		IP	WLS	BF	H	R	ER	SO	BB	IBB	HBP	BLK	WP	HR	S	P	ERA	WHIP
Ray Sadecki, L ERA: 4.81	(1, 1)	7.0	L	26	5	3	3	3	1	0	0	0	2	0	31	35	3.86	0.857
Bob Miller, R ERA: 3.76	(8, 1)	0.2		6	5	3	3	0	0	0	0	0	0	0	6	6	40.50	7.500
Tug McGraw, L ERA: 6.49	(8, 1)	1.1		4	0	0	0	1	0	0	0	0	0	0	6	6	0.00	0.000

PITCHER		IP	WLS	BF	H	R	ER	SO	BB	IBB	HBP	BLK	WP	HR	S	P	ERA	WHIP

WP: 2 PB: 0 SB: 1 CS: 0 PA: 36

BOTTOM

Philadelphia Phillies @ New York Mets

Shea Stadium, Flushing, NY

Thu Jul 04 1974, 3:38 AM EDT

Att. 26,811 - Unknown

livebaseballscorecards.com

Batter	1	2	3	4	5	6	7	8	9	AB	R	H	RBI	BB	SO	LOB
Wayne Garrett, L (1, 5) OBP: 0.293, SLG: 0.343	6-3		BB, HBP		G4-6-3, 1B		F9		F8	4	0	1	0	0	0	0
Felix Millan, R (1, 4) OBP: 0.305, SLG: 0.289	F9		BB (1-2)		G4-6-3 (1-2f)		K			3	0	0	0	1	1	1
Rusty Staub, L (1, 9) OBP: 0.352, SLG: 0.433	F8		F7		4-3			E9, 2B		4	1	0	0	0	0	2
Cleon Jones, R (1, 7) OBP: 0.339, SLG: 0.424		K		FC4-6, 1B		WP, BB, 1B		2-H, 2B		4	0	3	1	0	1	0
John Milner, L (1, 3) OBP: 0.322, SLG: 0.419		BB		FC4-6, BLK, 2B (1-2f)		WP, BB (1-2)		P5		2	1	0	0	2	0	2
Ron Hodges, L (1, 2) OBP: 0.338, SLG: 0.429		F7		2B (1-H)		F7		F9		4	0	1	1	0	0	4
Don Hahn, R (1, 8) OBP: 0.356, SLG: 0.427		4-3		F8		1-3 (1-2, 2-3)		K		4	0	0	0	0	1	5
Ted Martinez, R (1, 6) OBP: 0.240, SLG: 0.281			F8	BB		6-3			1-3	3	0	0	0	1	0	2
Ray Sadecki, L (1, 1) OBP: 0.125, SLG: 0.125			G3	K			F8		K	2	0	0	0	0	1	2
Ken Boswell, L (7, PH) OBP: 0.282, SLG: 0.310										1	0	0	0	0	0	0
Bob Miller, R (8, 1) OBP: 0.167, SLG: 0.333										0	0	0	0	0	0	0
Tug McGraw, R (8, 1)										0	0	0	0	0	0	0
Ed Kranepool, L (9, PH) OBP: 0.418, SLG: 0.450										1	0	0	0	0	1	0
Inning Stats	R: 0, E: 0, K: 0, S: 3 / H: 0, LOB: 0, BB: 0, P: 3	R: 0, E: 0, K: 1, S: 5 / H: 0, LOB: 1, BB: 1, P: 9	R: 0, E: 0, K: 0, S: 3 / H: 0, LOB: 2, BB: 1, P: 8	R: 1, E: 0, K: 1, S: 7 / H: 2, LOB: 2, BB: 1, P: 11	R: 0, E: 0, K: 0, S: 3 / H: 1, LOB: 0, BB: 0, P: 3	R: 0, E: 0, K: 0, S: 4 / H: 1, LOB: 2, BB: 1, P: 8	R: 0, E: 0, K: 1, S: 5 / H: 0, LOB: 0, BB: 0, P: 5	R: 1, E: 1, K: 1, S: 7 / H: 1, LOB: 1, BB: 0, P: 7	R: 0, E: 0, K: 1, S: 5 / H: 0, LOB: 0, BB: 0, P: 5							

	AB	32
	R	2
	H	5
	RBI	2
	BB	4
	SO	5
	LOB	18

	1B	SF	WP	PA
	3	0	1	37
	2B	SAC	PB	
	2	0	0	
	3B	DP	SB	
	0	1	0	
	HR	HBP	CS	
	0	1	0	

PITCHER	IP	WLS	BF	H	R	ER	SO	BB	IBB	HBP	BLK	WP	HR	S	P	ERA	WHIP
Wayne Twitchell, R (1, 1) ERA: 4.71	9.0	W	37	5	2	1	5	4	0	1	1	1	0	42	59	1.00	1.000

PITCHER	IP	WLS	BF	H	R	ER	SO	BB	IBB	HBP	BLK	WP	HR	S	P	ERA	WHIP

Batter	1	2	3	4	5	6	7	8	9	AB	R	H	RBI	BB	SO	LOB
Tito Fuentes, S (1, 4) OBP: 0.231, SLG: 0.235	x 0-0 ① F8		x 0-0 ③ F8			x 0-0 3B 2B		x 0-0 FC5 1B 1B		4	1	2	0	0	0	0
Chris Speier, R (1, 6) OBP: 0.328, SLG: 0.353	S S S 0-3 ② K			x 0-0 FC5-4 1B		x 0-0 WP 2-H 3B		x 0-0 ① P6		4	1	2	1	0	1	1
Garry Maddox, R (1, 8) OBP: 0.340, SLG: 0.439	x 0-0 ③ P6			x 0-0 ① FC5-4 FC4-6 BB 1-2f		x 0-0 ① 5-3		x 0-0 1-2 1B		4	0	1	0	0	0	2
Bobby Bonds, R (1, 9) OBP: 0.356, SLG: 0.440		x 0-0 ① 1-3		B B B 4-0 FC4-6 1-2 BB		x 0-0 ② 5-3 3-H		S S S 0-3 ② K		3	0	0	0	1	1	2
Gary Matthews, R (1, 7) OBP: 0.337, SLG: 0.383		B B B B 4-0 BB		x 0-0 ② FC4-6 1-2f 2-3		x 0-0 ③ P3		x 0-0 ③ FC5 2-3f		3	0	0	0	1	0	4
Dave Kingman, R (1, 3) OBP: 0.293, SLG: 0.395		S S S 0-3 ② K		x 0-0 ③ F7			S S S 0-3 ① K		x 0-0 ① P6	4	0	0	0	0	2	3
John Boccabella, R (1, 2) OBP: 0.184, SLG: 0.188		x 0-0 ③ F7			x 0-0 ① F8		S S S 0-3 ② K		x 0-0 ② F3	4	0	0	0	0	1	1
Mike Phillips, L (1, 5) OBP: 0.283, SLG: 0.287		S S S 0-3 ① K			x 0-0 ② P6		B B B B 4-0 BB		x 0-0 1B	2	0	0	0	0	1	0
Bruce Miller, R (7, PH) OBP: 0.389, SLG: 0.388 (7, 5)										1	0	1	0	1	0	0
Gary Thomasson, L (9, PR) OBP: 0.339, SLG: 0.338										0	0	0	0	0	0	0
Jim Barr, R (1, 1) OBP: 0.286, SLG: 0.346		x 0-0 ② 6-3			S S S 0-3 ③ K		x 0-0 ③ P6		x 0-0 ③ 5-3	2	0	0	0	0	1	0
Chris Arnold, R (7, PH) OBP: 0.253, SLG: 0.301										1	0	0	0	0	0	1
Elias Sosa, R (7, 1) OBP: 0.111, SLG: 0.111										0	0	0	0	0	0	0
Steve Barber, L (8, 1)										0	0	0	0	0	0	0
Randy Moffitt, R (8, 1) OBP: 0.286, SLG: 0.167										0	0	0	0	0	0	0
Steve Ontiveros, S (9, PH) OBP: 0.366, SLG: 0.333										1	0	0	0	0	0	1
Inning Stats	R: 0 E: 0 K: 1 S: 5 H: 0 LOB: 0 BB: 0 P: 5	R: 0 E: 0 K: 1 S: 5 H: 0 LOB: 1 BB: 1 P: 9	R: 0 E: 0 K: 1 S: 5 H: 0 LOB: 0 BB: 0 P: 5	R: 0 E: 0 K: 0 S: 4 H: 1 LOB: 2 BB: 1 P: 8	R: 0 E: 0 K: 1 S: 5 H: 0 LOB: 0 BB: 0 P: 5	R: 2 E: 0 K: 0 S: 5 H: 2 LOB: 0 BB: 0 P: 5	R: 0 E: 0 K: 2 S: 7 H: 0 LOB: 1 BB: 1 P: 11	R: 0 E: 0 K: 1 S: 7 H: 2 LOB: 2 BB: 0 P: 7	R: 0 E: 0 K: 0 S: 4 H: 1 LOB: 1 BB: 0 P: 4	1B: 4 2B: 1 3B: 1 HR: 0	SF: 0 SAC: 0 DP: 0 HBP: 0						

PITCHER	IP	WLS	BF	H	R	ER	SO	BB	IBB	HBP	BLK	WP	HR	S	P	ERA	WHIP
Jerry Koosman, L (1, 1) ERA: 3.04	9.0	W	36	6	2	2	7	3	0	0	0	1	0	47	59	2.00	1.000

PITCHER	IP	WLS	BF	H	R	ER	SO	BB	IBB	HBP	BLK	WP	HR	S	P	ERA	WHIP

San Francisco Giants @ New York Mets

Shea Stadium, Flushing, NY

Fri Jul 05 1974, 7:05 PM EDT

Att. 19,343 - Unknown

TOP

livebaseballscorecards.com

AB	33
R	2
H	6
RBI	1
BB	3
SO	7
LOB	15

1B: 4	SF: 0	WP: 1	PA: 36
2B: 1	SAC: 0	PB: 0	
3B: 1	DP: 0	SB: 0	
HR: 0	HBP: 0	CS: 0	

BOTTOM

San Francisco Giants @ New York Mets

Shea Stadium, Flushing, NY

Fri Jul 05 1974, 7:05 PM EDT

Att. 19,343 - Unknown

livebaseballscorecards.com

Batter	1	2	3	4	5	6	7	8	9	AB	R	H	RBI	BB	SO	LOB
Wayne Garrett, L (1, 5) OBP: 0.292, SLG: 0.339	F8		G3	G6-4-3 IBB			4-3			3	0	0	0	1	0	0
Felix Millan, R (1, 4) OBP: 0.301, SLG: 0.285	K		E6 1B	G6-4-3 1-2f			P6			4	0	0	0	0	1	3
Rusty Staub, L (1, 9) OBP: 0.351, SLG: 0.431	F7		1-2 1B		6-3		3-1			4	0	1	0	0	0	0
Cleon Jones, R (1, 7) OBP: 0.341, SLG: 0.426		E4 5-3 1B	G3		3-6-3 1B			S 1B		4	1	2	0	0	0	2
John Milner, L (1, 3) OBP: 0.321, SLG: 0.415		K		1B 1B BB	3-6-3 1-2			K		3	1	0	0	1	2	3
Jerry Grote, R (1, 2) OBP: 0.311, SLG: 0.348		5-3 1-2		1B 2B 1B 1-3	6-3			F9		4	1	1	0	0	0	3
Dave Schneck, L (1, 8) OBP: 0.274, SLG: 0.348 Don Hahn, R (8, PH) (9, 8) OBP: 0.354, SLG: 0.424		2-H 1B		2B 1-2 3-H 1B			F2	P5 1-2		3 1	0 0	2 0	2 0	0 0	0 0	0 1
Ted Martinez, R (1, 6) OBP: 0.242, SLG: 0.291		F8		1-3 2-H 2B			F8			3	0	1	1	0	0	1
Jerry Koosman, R (1, 1) OBP: 0.149, SLG: 0.152			P6	6-3			F8			3	0	0	0	0	0	2
Inning Stats	R: 0 E: 0 K: 1 S: 5 H: 0 LOB: 0 BB: 0 P: 5	R: 1 E: 1 K: 1 S: 7 H: 1 LOB: 1 BB: 0 P: 7	R: 0 E: 1 K: 0 S: 5 H: 1 LOB: 2 BB: 0 P: 5	R: 2 E: 0 K: 0 S: 5 H: 3 LOB: 2 BB: 2 P: 13	R: 0 E: 0 K: 0 S: 4 H: 1 LOB: 1 BB: 0 P: 4		R: 0 E: 0 K: 0 S: 3 H: 0 LOB: 0 BB: 0 P: 3	R: 0 E: 0 K: 0 S: 3 H: 0 LOB: 0 BB: 0 P: 3	R: 0 E: 0 K: 1 S: 6 H: 1 LOB: 1 BB: 0 P: 6		1B: 6 2B: 1 3B: 0 HR: 0	SF: 0 SAC: 0 DP: 1 HBP: 0		WP: 0 PB: 0 SB: 1 CS: 0	PA: 34		

AB	32
R	3
H	7
RBI	3
BB	2
SO	3
LOB	15

PITCHER		IP	WLS	BF	H	R	ER	SO	BB	IBB	HBP	BLK	WP	HR	S	P	ERA	WHIP
Jim Barr, R ERA: 2.59	(1, 1)	6.0	L	27	6	3	2	2	1	1	0	0	0	0	29	37	3.00	1.167
Elias Sosa, R ERA: 2.34	(7, 1)	1.0		4	1	0	0	0	0	0	0	0	0	0	4	4	0.00	1.000
Steve Barber, L ERA: 3.86	(8, 1)	0.2		2	0	0	0	1	0	0	0	0	0	0	4	4	0.00	0.000
Randy Moffitt, R ERA: 2.82	(8, 1)	0.1		1	0	0	0	0	0	0	0	0	0	0	1	1	0.00	0.000

PITCHER	IP	WLS	BF	H	R	ER	SO	BB	IBB	HBP	BLK	WP	HR	S	P	ERA	WHIP

San Francisco Giants @ New York Mets

Shea Stadium, Flushing, NY

Sat Jul 06 1974, 3:33 AM EDT

Att. 23,763 - Unknown

TOP

livebaseballscorecards.com

Batter	1	2	3	4	5	6	7	8	9	AB	R	H	RBI	BB	SO	LOB
Tito Fuentes, S (1, 4) OBP: 0.236, SLG: 0.240	K			SH1-3 1B	2-H 1B		6-3		4-3	5	0	2	1	0	1	0
Chris Speier, R (1, 6) OBP: 0.326, SLG: 0.351	6-3			SH1-3 1-2	P3			3-1	1B	2	0	0	0	0	0	1
Mike Phillips, L (6, 6) OBP: 0.286, SLG: 0.290										2	0	1	0	0	0	0
Garry Maddox, R (1, 8) OBP: 0.341, SLG: 0.438	F9			5-3		WP 5-3 HR 1B		F7	1-3 1B	5	1	2	0	0	0	1
Bobby Bonds, R (1, 9) OBP: 0.356, SLG: 0.437		5-3		BB		5-3 1-2		1B BB BB	F8	2	0	0	0	1	0	1
Gary Thomasson, L (6, 9) OBP: 0.341, SLG: 0.336										1	1	0	0	1	0	2
Gary Matthews, R (1, 7) OBP: 0.342, SLG: 0.400		CS 1B		L6		2-H HR		BB 1-3 1B		4	1	3	2	0	0	2
Steve Ontiveros, S (1, 3) OBP: 0.368, SLG: 0.337		K			F9 2B 2B	K		BB IBB		3	1	1	0	1	2	1
Bruce Miller, R (1, 5) OBP: 0.379, SLG: 0.365		CS 1-2	5-3		F9 2-3	K		FC6-4 BB 1-2 2-3 3-H		3	0	0	1	1	1	1
John Boccabella, R (1, 2) OBP: 0.189, SLG: 0.212			F9		1B 2B 3-H	K	K	FC6-4 1-2f		4	1	1	1	0	1	3
John D'Acquisto, R (1, 1) OBP: 0.222, SLG: 0.250			K		K	K			1-3	3	0	0	0	0	3	1
Randy Moffitt, R (7, 1) OBP: 0.250, SLG: 0.143										1	0	0	0	0	0	0
Inning Stats	R: 0 E: 0 K: 1 S: 5 H: 0 LOB: 0 BB: 0 P: 5	R: 0 E: 0 K: 1 S: 5 H: 1 LOB: 0 BB: 0 P: 5	R: 0 E: 0 K: 1 S: 5 H: 0 LOB: 0 BB: 0 P: 5	R: 0 E: 0 K: 0 S: 4 H: 1 LOB: 2 BB: 1 P: 8	R: 2 E: 0 K: 1 S: 8 H: 3 LOB: 1 BB: 0 P: 8	R: 2 E: 0 K: 2 S: 9 H: 2 LOB: 0 BB: 0 P: 9	R: 0 E: 0 K: 2 S: 7 H: 0 LOB: 0 BB: 0 P: 7	R: 1 E: 0 K: 0 S: 4 H: 1 LOB: 3 BB: 3 P: 16	R: 0 E: 0 K: 0 S: 5 H: 2 LOB: 2 BB: 0 P: 5	1B: 7 2B: 2 3B: 0 HR: 1 SF: 0 SAC: 1 DP: 0 HBP: 0	WP: 1 PB: 0 SB: 0 CS: 1 PA: 41					

	AB	35
	R	5
	H	10
	RBI	5
	BB	4
	SO	8
	LOB	13

PITCHER		IP	WLS	BF	H	R	ER	SO	BB	IBB	HBP	BLK	WP	HR	S	P	ERA	WHIP
George Stone, L ERA: 4.91	(1, 1)	5.0	L	21	6	3	3	4	1	0	0	0	0	0	28	32	5.40	1.400
Tug McGraw, L ERA: 6.35	(6, 1)	2.0		7	1	1	1	4	0	0	0	0	1	1	15	15	4.50	0.500
Bob Miller, R ERA: 3.92	(8, 1)	0.2		6	1	1	1	0	2	1	0	0	0	0	3	15	13.50	4.500
Jack Aker, R ERA: 2.73	(8, 1)	1.1		6	2	0	0	0	0	0	0	0	0	0	6	6	0.00	1.500

PITCHER	IP	WLS	BF	H	R	ER	SO	BB	IBB	HBP	BLK	WP	HR	S	P	ERA	WHIP

BOTTOM

San Francisco Giants @ New York Mets

Shea Stadium, Flushing, NY

Sat Jul 06 1974, 3:33 AM EDT

Att. 23,763 - Unknown

livebaseballscorecards.com

Batter	1	2	3	4	5	6	7	8	9	AB	R	H	RBI	BB	SO	LOB
Wayne Garrett, L (1, 5) OBP: 0.297, SLG: 0.336	BBBB 4-0 G5-4-3 BB		BBBB 4-0 FC6-4 BB		x 0-0 ① 3-1		x 0-0 ①② G3-6-3 1-2f		BBBB 4-0 FC4 BB	2	0	0	0	3	0	1
Felix Millan, R (1, 4) OBP: 0.306, SLG: 0.285	x 0-0 ①② G5-4-3 1-2f		BBBB 4-0 FC6-4 1-2 BB		BBBB 4-0 G1-4-6-3 BB		x 0-0 1B		x 0-0 ③ FC4 1-2f	3	0	1	0	2	0	2
Rusty Staub, L (1, 9) OBP: 0.347, SLG: 0.425	SSS 0-3 ③ K		x 0-0 ① L9		x 0-0 ②③ G1-4-6-3 1-2f		x 0-0 ③ 4-3			4	0	0	0	0	1	4
Cleon Jones, R (1, 7) OBP: 0.340, SLG: 0.421		BBBB 4-0 2B 1B BB	x 0-0 ② FC6-4 BB 1-2f 2-3			x 0-0 ① 6-3		x 0-0 ① 1-3		3	1	0	0	1	0	2
John Milner, L (1, 3) OBP: 0.324, SLG: 0.418		x 0-0 1B 1-3 2B	BBBB 4-0 1-2 BB			x 0-0 ② 1-3		x 0-0 ② F8		3	0	1	0	1	0	0
Jerry Grote, R (1, 2) OBP: 0.313, SLG: 0.350 Ron Hodges, L (6, 2) OBP: 0.356, SLG: 0.438		x 0-0 2-3 3-H 1B	x 0-0 ③ F8			x 0-0 2B 1B		BBBB 4-0 BB		2 1	0 1	1 1	1 0	0 1	0 0	3 0
Dave Schneck, L (1, 8) OBP: 0.273, SLG: 0.352		SSS 0-3 ① K		x 0-0 ① F8		x 0-0 1-H 2B		x 0-0 ③ F9		4	0	1	1	0	1	3
Ted Martinez, R (1, 6) OBP: 0.234, SLG: 0.281		SSS 0-3 ② K		x 0-0 ② F7		x 0-0 ③ 6-3			x 0-0 ① F2	4	0	0	0	0	1	3
George Stone, L (1, 1) OBP: 0.148, SLG: 0.115 Tug McGraw, R (6, 1) Ed Kranepool, L (7, PH) OBP: 0.426, SLG: 0.459 Bud Harrelson, S (7, PR) OBP: 0.404, SLG: 0.319 Bob Miller, R (8, 1) OBP: 0.167, SLG: 0.333 Jack Aker, R (8, 1) Ken Boswell, L (9, PH) OBP: 0.280, SLG: 0.307		x 0-0 ③ F8		x 0-0 ③ F8			x 0-0 G3-6-3 1B		x 0-0 ② P5	2 0 1 0 0 0 0 1	0 0 0 0 0 0 0 0	0 0 1 0 0 0 0 0	0 0 0 0 0 0 0 0	0 0 0 0 0 0 0 0	0 0 0 0 0 0 0 0	2 0 0 0 0 0 0 0
Inning Stats	R: 0 H: 0 E: 0 LOB: 0 K: 1 BB: 1 S: 4 P: 8	R: 1 H: 2 E: 0 LOB: 2 K: 2 BB: 1 S: 9 P: 13	R: 0 H: 0 E: 0 LOB: 3 K: 0 BB: 3 S: 3 P: 15	R: 0 H: 0 E: 0 LOB: 0 K: 0 BB: 0 S: 3 P: 3	R: 0 H: 0 E: 0 LOB: 0 K: 0 BB: 1 S: 2 P: 6	R: 1 H: 2 E: 0 LOB: 1 K: 0 BB: 0 S: 5 P: 5	R: 0 H: 2 E: 0 LOB: 1 K: 0 BB: 0 S: 4 P: 4	R: 0 H: 0 E: 0 LOB: 1 K: 0 BB: 1 S: 3 P: 7	R: 0 H: 0 E: 0 LOB: 1 K: 0 BB: 1 S: 3 P: 7	1B: 4 SF: 0 2B: 2 SAC: 0 3B: 0 DP: 3 HR: 0 HBP: 0						WP: 0 PA: 38 PB: 0 SB: 0 CS: 0	

	AB	30
	R	2
	H	6
	RBI	2
	BB	8
	SO	3
	LOB	20

PITCHER		IP	WLS	BF	H	R	ER	SO	BB	IBB	HBP	BLK	WP	HR	S	P	ERA	WHIP
John D'Acquisto, R ERA: 3.41	(1, 1)	6.0	W	27	5	2	2	3	6	0	0	0	0	0	27	51	3.00	1.833
Randy Moffitt, R ERA: 2.67	(7, 1)	3.0	S	11	1	0	0	0	2	0	0	0	0	0	9	17	0.00	1.000

PITCHER	IP	WLS	BF	H	R	ER	SO	BB	IBB	HBP	BLK	WP	HR	S	P	ERA	WHIP

Batter	1	2	3	4	5	6	7	8	9	AB	R	H	RBI	BB	SO	LOB
Tito Fuentes, S (1, 4) OBP: 0.242, SLG: 0.241	BBBB 4-0 L9-3 BB		x 0-0 1B 1B		x 0-0 ② FC4-6 1-2f 2-3			x 0-0 ② 6-3		3	0	1	0	1	0	2
Chris Speier, R (1, 6) OBP: 0.328, SLG: 0.353	x 0-0 ①② L9-3 1-2		x 0-0 1-2 1B		x 0-0 ③ 1-3			x 0-0 1B		4	0	2	0	0	0	3
Garry Maddox, R (1, 8) OBP: 0.340, SLG: 0.434	BBBB 4-0 BB		x 0-0 ③ F8			x 0-0 ① 6-3		x 0-0 ③ F9		3	0	0	0	1	0	3
Gary Thomasson, L (1, 9) OBP: 0.339, SLG: 0.329	x 0-0 ③ F8			BBBB 4-0 L5-3 BB		SSS 0-3 ② K			x 0-0 ① F8	3	0	0	0	1	1	1
Gary Matthews, R (1, 7) OBP: 0.338, SLG: 0.394		SSS 0-3 ① K		x 0-0 ① F3		SSS 0-3 ③ K			x 0-0 ② F7	4	0	0	0	0	2	1
Ed Goodson, L (1, 3) OBP: 0.359, SLG: 0.449		x 0-0 ② F8		x 0-0 ②③ L5-3 1-2			x 0-0 ① 4-3		x 0-0 ③ F7	4	0	0	0	0	0	1
Dave Rader, L (1, 2) OBP: 0.380, SLG: 0.372		x 0-0 ③ F8			x 0-0 ① 4-3		x 0-0 ② F9			3	0	0	0	0	0	0
Mike Phillips, L (1, 5) OBP: 0.287, SLG: 0.286			x 0-0 ① 3-1		BBBB 4-0 FC4-6 BB BB		x 0-0 ③ 1-3			2	0	0	0	1	0	0
Ron Bryant, S (1, 1) OBP: 0.053, SLG: 0.053 Charlie Williams, R (1, 1) OBP: 0.143, SLG: 0.143 Steve Ontiveros, S (5, PH) OBP: 0.370, SLG: 0.337 Mike Caldwell, R (5, 1) OBP: 0.194, SLG: 0.138 Bruce Miller, R (8, PH) OBP: 0.373, SLG: 0.358 Steve Barber, L (8, 1)			x 0-0 ② 6-3		BBBB 4-0 FC4-6 1-2 BB			x 0-0 ① F8		0 1 0 0 1	0 0 0 0 0	0 0 0 0 0	0 0 0 0 0	0 0 1 0 0	0 0 0 0 0	0 0 0 0 0
Inning Stats	R: 0 E: 0 K: 0 S: 2 H: 0 LOB: 1 BB: 2 P: 10	R: 0 E: 0 K: 1 S: 5 H: 0 LOB: 0 BB: 0 P: 5	R: 0 E: 0 K: 0 S: 5 H: 2 LOB: 2 BB: 0 P: 5	R: 0 E: 0 K: 0 S: 2 H: 0 LOB: 0 BB: 1 P: 6	R: 0 E: 0 K: 0 S: 3 H: 0 LOB: 2 BB: 2 P: 11	R: 0 E: 0 K: 2 S: 7 H: 0 LOB: 0 BB: 0 P: 7	R: 0 E: 0 K: 0 S: 3 H: 0 LOB: 0 BB: 0 P: 3	R: 0 E: 0 K: 0 S: 4 H: 1 LOB: 1 BB: 0 P: 4	R: 0 E: 0 K: 0 S: 3 H: 0 LOB: 0 BB: 0 P: 3	1B: 3 2B: 2 3B: 0 HR: 0 SF: 0 SAC: 0 DP: 2 HBP: 0						

PITCHER		IP	WLS	BF	H	R	ER	SO	BB	IBB	HBP	BLK	WP	HR	S	P	ERA	WHIP
Tom Seaver, R ERA: 3.3	(1, 1)	5.0	W	20	2	0	0	1	5	0	0	0	0	0	17	37	0.00	1.400
Bob Apodaca, R ERA: 5.23	(6, 1)	4.0	S	13	1	0	0	2	0	0	0	0	0	0	17	17	0.00	0.250

PITCHER	IP	WLS	BF	H	R	ER	SO	BB	IBB	HBP	BLK	WP	HR	S	P	ERA	WHIP

TOP

San Francisco Giants @ New York Mets

Shea Stadium, Flushing, NY

Sun Jul 07 1974, 3:33 AM EDT

Att. 27,190 - Unknown

livebaseballscorecards.com

AB	28
R	0
H	3
RBI	0
BB	5
SO	3
LOB	11

WP: 0	PA: 33
PB: 0	
SB: 0	
CS: 0	

BOTTOM

San Francisco Giants @ New York Mets

Shea Stadium, Flushing, NY

Sun Jul 07 1974, 3:33 AM EDT

Att. 27,190 - Unknown

Batter	1	2	3	4	5	6	7	8	9	AB	R	H	RBI	BB	SO	LOB
Wayne Garrett, L (1, 5) OBP: 0.292, SLG: 0.330	G3	G4-6-3 1-2f		4-3		K		F2		5	0	0	0	0	1	4
Felix Millan, R (1, 4) OBP: 0.302, SLG: 0.281	6-3	5-3			4-3	P4				4	0	0	0	0	0	2
Rusty Staub, L (1, 9) OBP: 0.351, SLG: 0.428	BB 1B 1B		F7		BB		FC6-4 1B			3	1	2	0	1	0	0
Cleon Jones, R (1, 7) OBP: 0.342, SLG: 0.418 Dave Schneck, L (9, 7) OBP: 0.273, SLG: 0.352	1B 1B 1-2 BB		K		1-2 BB		FC6-4 G3-6-3 1-2f			2 0	1 0	0 0	0 0	2 0	1 0	1 0
John Milner, L (1, 3) OBP: 0.326, SLG: 0.417	BB 1B 3B 1-3 2-H 1B		FC5 BB BB		K		G3-6-3 1-2f			3	1	1	1	1	1	3
Jerry Grote, R (1, 2) OBP: 0.316, SLG: 0.349	BB 3B 1-2 3-H 1B		1-2 BB		1-3			E5 WP 1B		3	2	1	1	1	0	2
Don Hahn, R (1, 8) OBP: 0.358, SLG: 0.422	3B 1-2 2-3 BB		FC5 2-3f			2B 1B		4-3 2-3		3	1	1	0	1	0	3
Ted Martinez, R (1, 6) OBP: 0.250, SLG: 0.320	1-H 2-H 3-H 3B			K		1-3 2B		3-H 1B		4	0	3	4	0	1	0
Tom Seaver, R (1, 1) OBP: 0.214, SLG: 0.083 Bob Apodaca, R (6, 1)		G4-6-3 1B		K		5-3		F2		2 2	0 0	1 0	0 0	0 0	1 0	0 3
Inning Stats	R: 5 E: 0 K: 0 S: 6 H: 4 LOB: 1 BB: 2 P: 14	R: 0 E: 0 K: 0 S: 3 H: 1 LOB: 0 BB: 0 P: 3	R: 0 E: 0 K: 1 S: 5 H: 0 LOB: 2 BB: 2 P: 13	R: 0 E: 0 K: 2 S: 7 H: 0 LOB: 0 BB: 0 P: 7	R: 0 E: 0 K: 1 S: 5 H: 0 LOB: 2 BB: 2 P: 13	R: 0 E: 0 K: 1 S: 7 H: 2 LOB: 2 BB: 0 P: 7	R: 0 E: 0 K: 0 S: 3 H: 1 LOB: 0 BB: 0 P: 3	R: 1 E: 1 K: 0 S: 5 H: 1 LOB: 1 BB: 0 P: 5		1B: 7 2B: 1 3B: 1 HR: 0 SF: 0 SAC: 0 DP: 2 HBP: 0				WP: 1 PB: 0 SB: 0 CS: 0 PA: 37	

livebaseballscorecards.com

	AB	31
	R	6
	H	9
	RBI	6
	BB	6
	SO	5
	LOB	18

PITCHER		IP	WLS	BF	H	R	ER	SO	BB	IBB	HBP	BLK	WP	HR	S	P	ERA	WHIP
Ron Bryant, L ERA: 7.24	(1, 1)	0.2	L	7	3	5	5	0	2	0	0	0	0	0	5	13	67.50	7.500
Charlie Williams, R ERA: 2.71	(1, 1)	3.1		12	2	0	0	3	2	0	0	0	0	0	16	24	0.00	1.200
Mike Caldwell, L ERA: 3.19	(5, 1)	3.0		13	3	0	0	2	2	0	0	0	0	0	15	23	0.00	1.667
Steve Barber, L ERA: 3.38	(8, 1)	1.0		5	1	1	0	0	0	0	0	0	1	0	5	5	0.00	1.000

PITCHER	IP	WLS	BF	H	R	ER	SO	BB	IBB	HBP	BLK	WP	HR	S	P	ERA	WHIP

San Diego Padres @ New York Mets

Shea Stadium, Flushing, NY

Mon Jul 08 1974, 7:05 PM EDT

Att. 16,791 - Unknown

TOP

livebaseballscorecards.com

Batter	1	2	3	4	5	6	7	8	9	AB	R	H	RBI	BB	SO	LOB
Bobby Tolan, L (1, 9) OBP: 0.337, SLG: 0.377	B5-3		G6-4-3 1B		K		E9 L4-6 1B		FC1-5 1B 1-2 2-3f	5	0	2	0	0	1	2
Derrel Thomas, S (1, 4) OBP: 0.330, SLG: 0.373	F5		F5		4-3		L4-6 2-3		1B 1-2 2-3	5	0	1	0	0	0	2
Nate Colbert, R (1, 7) (8, 3) OBP: 0.326, SLG: 0.342	BB		G6-4-3 1-2f		BB			L6	P5	3	0	0	0	2	0	4
Willie McCovey, L (1, 3) OBP: 0.419, SLG: 0.427 Rod Gaspar, S (8, PR) (8, 7) OBP: 0.467, SLG: 0.273	1-2 BB			2B 2B	1-2 FC4-6 BB			CI BB	F8	1 1	1 0	1 0	0 0	2 0	0 0	0 3
Johnny Grubb, L (1, 8) OBP: 0.395, SLG: 0.443	F8			2-H 2B	1-2f FC4-6			K		4	0	1	1	0	1	5
Fred Kendall, R (1, 2) OBP: 0.341, SLG: 0.372		F3		BB		G6-4-3 BB		1-2 FC6-4 BB		1	0	0	0	3	0	0
Dave Roberts, R (1, 5) OBP: 0.263, SLG: 0.246		BB		K		1-2f G6-4-3		1-2f FC6-4		3	0	0	0	1	1	5
Enzo Hernandez, R (1, 6) OBP: 0.268, SLG: 0.274		F8		L7		F9			FC1-5 1B BB	3	0	0	0	1	0	3
Dave Freisleben, R (1, 1) OBP: 0.324, SLG: 0.300 Dave Winfield, R (7, PH) OBP: 0.301, SLG: 0.432 Dave Tomlin, L (7, 1) Vicente Romo, R (8, 1) Cito Gaston, R (9, PH) OBP: 0.298, SLG: 0.382		K		6-3			L5		1B FC1-5 1-2 1B	2 1 0 0 1	0 0 0 0 0	0 0 0 0 1	0 0 0 0 0	0 0 0 0 0	1 0 0 0 0	3 0 0 0 0
Inning Stats	R: 0 E: 0 K: 0 S: 3 H: 0 LOB: 2 BB: 2 P: 11	R: 0 E: 0 K: 1 S: 5 H: 0 LOB: 1 BB: 1 P: 9	R: 0 E: 0 K: 0 S: 3 H: 1 LOB: 0 BB: 0 P: 3	R: 1 E: 0 K: 1 S: 7 H: 2 LOB: 2 BB: 1 P: 11	R: 0 E: 0 K: 1 S: 5 H: 0 LOB: 2 BB: 2 P: 13	R: 0 E: 0 K: 0 S: 2 H: 0 LOB: 0 BB: 1 P: 6	R: 0 E: 1 K: 0 S: 3 H: 1 LOB: 0 BB: 0 P: 3	R: 0 E: 1 K: 1 S: 6 H: 0 LOB: 2 BB: 1 P: 10	R: 0 E: 0 K: 0 S: 5 H: 2 LOB: 3 BB: 1 P: 9	1B: 4 2B: 3 3B: 0 HR: 0 SF: 0 SAC: 0 DP: 3 HBP: 0						

	AB	30
	R	1
	H	6
	RBI	1
	BB	9
	SO	4
	LOB	27

WP: 0 PB: 0 SB: 0 CS: 0 PA: 40

PITCHER		IP	WLS	BF	H	R	ER	SO	BB	IBB	HBP	BLK	WP	HR	S	P	ERA	WHIP
Harry Parker, R ERA: 2.88	(1, 1)	8.0	W	35	4	1	1	4	9	0	0	0	0	0	34	70	1.12	1.625
Bob Miller, R ERA: 3.83	(9, 1)	1.0	S	5	2	0	0	0	0	0	0	0	0	0	5	5	0.00	2.000

PITCHER		IP	WLS	BF	H	R	ER	SO	BB	IBB	HBP	BLK	WP	HR	S	P	ERA	WHIP

Batter	1	2	3	4	5	6	7	8	9	AB	R	H	RBI	BB	SO	LOB
Wayne Garrett, L (1, 5) OBP: 0.295, SLG: 0.330	F8		F5		SH3 1B		BBBB 4-0 S SH1-4 BB			3	0	1	0	1	0	1
Felix Millan, R (1, 4) OBP: 0.300, SLG: 0.279	5-3		4-3 1-2		SH3 1-2		SH1-4 1-2			2	0	0	0	0	0	1
Rusty Staub, L (1, 9) OBP: 0.356, SLG: 0.433	2B		2-H 1B		SSS 0-3 K		BBBB 4-0 S BB			3	0	2	1	1	1	1
Cleon Jones, R (1, 7) OBP: 0.341, SLG: 0.414	BBBB 4-0 BB		6-3		SSS 0-3 K		SSS 0-3 K 1-2 2-3			3	0	0	0	1	2	4
John Milner, L (1, 3) OBP: 0.325, SLG: 0.414	P5			1B SF9 1B		4-3	F9			4	1	1	0	0	0	4
Jerry Grote, R (1, 2) OBP: 0.323, SLG: 0.358 Bud Harrelson, S (8, PR) OBP: 0.404, SLG: 0.319 Duffy Dyer, R (9, 2) OBP: 0.273, SLG: 0.077		L7		FC1-6 1-3 1B		BBBB 4-0 WP BB		1B FC5-2-5 2B		3 0 0	0 0 0	2 0 0	0 0 0	1 0 0	0 0 0	0 0 0
Dave Schneck, L (1, 8) OBP: 0.274, SLG: 0.350 Don Hahn, R (8, PH) OBP: 0.362, SLG: 0.426 (9, 8)		L8		SF9 3-H		IIII 4-0 1-2 IBB		2-3 1B		1 1	0 0	0 1	1 0	1 0	0 0	0 0
Ted Martinez, R (1, 6) OBP: 0.243, SLG: 0.310		SSS 0-3 K		FC1-6 1-2f		F7		FC5-2-5 FC4-6 3-H		4	0	0	0	0	1	5
Harry Parker, R (1, 1) Bob Miller, R (9, 1) OBP: 0.167, SLG: 0.333			BBBB 4-0 WP 4-3 1B BB	SSS 0-3 K		SSS 0-3 K		FC4-6 1-2f		3 0	1 0	0 0	0 0	1 0	2 0	5 0
Inning Stats	R: 0 H: 1 E: 0 LOB: 2 K: 0 BB: 1 S: 4 P: 8	R: 0 H: 0 E: 0 LOB: 0 K: 1 BB: 0 S: 5 P: 5	R: 0 H: 1 E: 0 LOB: 1 K: 0 BB: 1 S: 4 P: 8	R: 1 H: 2 E: 0 LOB: 1 K: 1 BB: 0 S: 7 P: 7	R: 0 H: 1 E: 0 LOB: 1 K: 2 BB: 0 S: 8 P: 8	R: 0 H: 0 E: 0 LOB: 2 K: 1 BB: 2 S: 5 P: 13	R: 0 H: 0 E: 0 LOB: 2 K: 1 BB: 2 S: 5 P: 13	R: 0 H: 2 E: 0 LOB: 2 K: 0 BB: 0 S: 4 P: 4		1B: 5 SF: 1 2B: 2 SAC: 2 3B: 0 DP: 0 HR: 0 HBP: 0						

PITCHER		IP	WLS	BF	H	R	ER	SO	BB	IBB	HBP	BLK	WP	HR	S	P	ERA	WHIP
Dave Freisleben, R ERA: 3.69	(1, 1)	6.0	L	27	5	2	1	5	3	1	0	0	2	0	33	49	1.50	1.333
Dave Tomlin, L ERA: 4.54	(7, 1)	1.1		7	2	0	0	1	2	0	0	0	0	0	7	15	0.00	3.000
Vicente Romo, R ERA: 3.72	(8, 1)	0.2		2	0	0	0	0	0	0	0	0	0	0	2	2	0.00	0.000

PITCHER	IP	WLS	BF	H	R	ER	SO	BB	IBB	HBP	BLK	WP	HR	S	P	ERA	WHIP

BOTTOM

San Diego Padres @ New York Mets

Shea Stadium, Flushing, NY

Mon Jul 08 1974, 7:05 PM EDT

Att. 16,791 - Unknown

livebaseballscorecards.com

AB	27
R	2
H	7
RBI	2
BB	6
SO	6
LOB	21

PA: 36

San Diego Padres @ New York Mets

Shea Stadium, Flushing, NY

Tue Jul 09 1974, 7:05 PM EDT

Att. 19,264 - Unknown

TOP

livebaseballscorecards.com

Batter	1	2	3	4	5	6	7	8	9	AB	R	H	RBI	BB	SO	LOB
Bobby Tolan, L (1, 9) OBP: 0.332, SLG: 0.372	4-3		F5		B1-3		2-3			4	0	0	0	0	0	0
Derrel Thomas, S (1, 4) OBP: 0.329, SLG: 0.371	5-3		F9		4-3		1B			4	0	1	0	0	0	0
Dave Winfield, R (1, 8) OBP: 0.301, SLG: 0.429	5-3		1B			F7	P6			4	0	1	0	0	0	1
Johnny Grubb, L (7, 8) OBP: 0.395, SLG: 0.443										0	0	0	0	0	0	0
Nate Colbert, R (1, 3) OBP: 0.329, SLG: 0.345		1B 2B 1B	P6			S 1B		K		4	2	2	0	0	1	1
Cito Gaston, R (1, 7) OBP: 0.297, SLG: 0.379		1-3 2B 1B		K		K 1-2		6-3		4	1	1	0	0	2	1
Fred Kendall, R (1, 2) OBP: 0.343, SLG: 0.379		6-3 1-H 3-H 2B		5-3		2-H HR 1B		P4		4	1	2	3	0	0	0
Dave Roberts, R (1, 5) OBP: 0.267, SLG: 0.263		5-3		S 1B		1-H HR			K	4	1	2	2	0	1	1
Enzo Hernandez, R (1, 6) OBP: 0.265, SLG: 0.270		6-3 2-3		5-3 1-2		P4			F8	4	0	0	0	0	0	2
Dan Spillner, R (1, 1)		K			K		K		K	3	0	0	0	0	3	1
Larry Hardy, R (8, 1)										1	0	0	0	0	1	0
Dave Tomlin, L (9, 1)										0	0	0	0	0	0	0
Vicente Romo, R (9, 1)										0	0	0	0	0	0	0
Inning Stats	R: 0 E: 0 K: 0 S: 3 H: 0 LOB: 0 BB: 0 P: 3	R: 2 E: 0 K: 1 S: 8 H: 3 LOB: 1 BB: 0 P: 8	R: 0 E: 0 K: 0 S: 4 H: 1 LOB: 1 BB: 0 P: 4	R: 0 E: 0 K: 1 S: 6 H: 1 LOB: 1 BB: 0 P: 6	R: 0 E: 0 K: 1 S: 5 H: 0 LOB: 0 BB: 0 P: 5	R: 3 E: 0 K: 1 S: 8 H: 3 LOB: 0 BB: 0 P: 8	R: 0 E: 0 K: 1 S: 6 H: 1 LOB: 1 BB: 0 P: 6	R: 0 E: 0 K: 1 S: 5 H: 0 LOB: 0 BB: 0 P: 5	R: 0 E: 0 K: 2 S: 7 H: 0 LOB: 0 BB: 0 P: 7	1B: 7 2B: 1 3B: 0 HR: 1	SF: 0 SAC: 0 DP: 0 HBP: 0						

	AB	36
	R	5
	H	9
	RBI	5
	BB	0
	SO	8
	LOB	7

WP: 0 PB: 0 SB: 2 CS: 0 PA: 36

PITCHER		IP	WLS	BF	H	R	ER	SO	BB	IBB	HBP	BLK	WP	HR	S	P	ERA	WHIP
Jon Matlack, L ERA: 2.7	(1, 1)	8.0	L	33	9	5	5	6	0	0	0	0	0	1	45	45	5.62	1.125
Tug McGraw, L ERA: 6.14	(9, 1)	1.0		3	0	0	0	2	0	0	0	0	0	0	7	7	0.00	0.000

PITCHER		IP	WLS	BF	H	R	ER	SO	BB	IBB	HBP	BLK	WP	HR	S	P	ERA	WHIP

Batter	1	2	3	4	5	6	7	8	9	AB	R	H	RBI	BB	SO	LOB
Wayne Garrett, L (1, 5) OBP: 0.294, SLG: 0.325	K		4-3			L3		BB G4-6-3 1-2 2-3	3-1	4	0	0	0	1	1	2
Felix Millan, R (1, 4) OBP: 0.299, SLG: 0.279	WP 4-3 2B 1B		F9			F7		G4-6-3 1-2f		4	1	1	0	0	0	3
Rusty Staub, L (1, 9) OBP: 0.352, SLG: 0.428	4-3 1-2		K			4-3			4-3	4	0	0	0	0	1	1
Cleon Jones, R (1, 7) OBP: 0.346, SLG: 0.422	2B 2-H			G3-6-4 1B			L9		2B HR 1B	4	1	3	1	0	0	0
John Milner, L (1, 3) OBP: 0.327, SLG: 0.419	K			G3-6-4 1-2f			G6-3 1B		1-3 HR 2B	4	1	2	0	0	1	2
Ron Hodges, L (1, 2) OBP: 0.351, SLG: 0.471		4-3		F9			G6-3 1-2f		2-H 3-H HR	4	1	1	3	0	0	1
Dave Schneck, L (1, 8) OBP: 0.275, SLG: 0.349 Don Hahn, R (9, PH) OBP: 0.366, SLG: 0.426		P4			G5-4-3 1B			F3	BB BB	3 0	0 0	1 0	0 0	0 1	0 0	0 0
Ted Martinez, R (1, 6) OBP: 0.250, SLG: 0.311		BB		G5-4-3 1-2f				WP 1B 1B	F3	3	0	1	0	1	0	2
Jon Matlack, L (1, 1) OBP: 0.175, SLG: 0.111 Ed Kranepool, L (8, PH) OBP: 0.435, SLG: 0.468 Tug McGraw, R (9, 1) Ken Boswell, L (9, PH) OBP: 0.286, SLG: 0.307		K		6-3				WP 1-2 1B	BB 1-2	2 1 0 0	0 0 0 0	0 1 0 0	0 0 0 0	0 0 0 1	1 0 0 0	1 0 0 0
Inning Stats	R: 1 H: 2 E: 0 LOB: 1 K: 2 BB: 0 S: 9 P: 9	R: 0 H: 0 E: 0 LOB: 1 K: 1 BB: 1 S: 5 P: 9	R: 0 H: 0 E: 0 LOB: 0 K: 1 BB: 0 S: 5 P: 5	R: 0 H: 1 E: 0 LOB: 0 K: 0 BB: 0 S: 3 P: 3	R: 0 H: 1 E: 0 LOB: 0 K: 0 BB: 0 S: 3 P: 3	R: 0 H: 0 E: 0 LOB: 0 K: 0 BB: 0 S: 3 P: 3	R: 0 H: 1 E: 0 LOB: 0 K: 0 BB: 0 S: 3 P: 3	R: 0 H: 2 E: 0 LOB: 2 K: 0 BB: 1 S: 4 P: 8	R: 3 H: 3 E: 0 LOB: 2 K: 0 BB: 2 S: 6 P: 14	1B: 7 SF: 0 2B: 2 SAC: 0 3B: 0 DP: 4 HR: 1 HBP: 0						WP: 2 PA: 37 PB: 0 SB: 0 CS: 0	

PITCHER	IP	WLS	BF	H	R	ER	SO	BB	IBB	HBP	BLK	WP	HR	S	P	ERA	WHIP
Dan Spillner, R (1, 1) ERA: 2.9	7.1	W	28	7	1	1	4	2	0	0	0	2	0	34	42	1.23	1.227
Larry Hardy, R (8, 1) ERA: 4.66	1.0		5	3	3	3	0	0	0	0	0	0	1	5	5	27.00	3.000
Dave Tomlin, L (9, 1) ERA: 4.54	0.0		1	0	0	0	0	1	0	0	0	0	0	0	4	∞	∞
Vicente Romo, R (9, 1) ERA: 3.68	0.2	S	3	0	0	0	0	1	0	0	0	0	0	2	6	0.00	1.500

PITCHER	IP	WLS	BF	H	R	ER	SO	BB	IBB	HBP	BLK	WP	HR	S	P	ERA	WHIP

BOTTOM

San Diego Padres @ New York Mets

Shea Stadium, Flushing, NY

Tue Jul 09 1974, 7:05 PM EDT

Att. 19,264 - Unknown

livebaseballscorecards.com

AB	33
R	4
H	10
RBI	4
BB	4
SO	4
LOB	12

Batter	1	2	3	4	5	6	7	8	9	AB	R	H	RBI	BB	SO	LOB
Derrel Thomas, S (1, 4) OBP: 0.325, SLG: 0.367	S S S 0-3 ① K	x 0-0 ③ F8			x 0-0 ① SH3-4 1-2	x 0-0 ③ L5		x 0-0 ② 6-3		4	0	0	0	0	1	3
Enzo Hernandez, R (1, 6) OBP: 0.267, SLG: 0.272	x 0-0 ② 5-3		S S S 0-3 ① K		x 0-0 S 1B 2-3 1B		x 0-0 FC6-4 1B	x 0-0 ③ 6-3		5	1	2	0	0	1	0
Nate Colbert, R (1, 7) OBP: 0.324, SLG: 0.339	x 0-0 ③ 4-3		x 0-0 ② F9		x 0-0 ② 5-3 1-2		x 0-0 ① FC6-4 FC5-4 1B 1-2f 1B		x 0-0 ① F9	4	1	0	0	0	0	3
Johnny Grubb, L (7, 8) OBP: 0.394, SLG: 0.441										1	0	0	0	0	0	0
Willie McCovey, L (1, 3) OBP: 0.419, SLG: 0.426		S S S 0-3 ① K	x 0-0 ③ F7		x 0-0 WP 1B 2-H 3-H 1B		x 0-0 FC5-4 1-2 1B		S S S 0-3 ② K	5	0	2	2	0	2	0
Dave Winfield, R (1, 8) OBP: 0.306, SLG: 0.456 (7, 7)		x 0-0 HR		x 0-0 HR	x 0-0 WP 1-2 1B		x 0-0 ② FC5-4 1B 1-2f E 2-3		S S S 0-3 ③ K	5	3	3	2	0	1	2
Cito Gaston, R (1, 9) OBP: 0.296, SLG: 0.376		x 0-0 ② F8		x 0-0 ① 4-3	x 0-0 ③ 1-3 1-2 2-3		x 0-0 E5 1-H 3-H 1B			4	0	1	1	0	0	2
Fred Kendall, R (1, 2) OBP: 0.345, SLG: 0.389		x 0-0 1B E 2B		x 0-0 ② F9		x 0-0 4-3 2B	x 0-0 ③ F8			4	1	2	0	0	0	1
Dave Roberts, R (1, 5) OBP: 0.270, SLG: 0.279		x 0-0 E 2-3 1B		x 0-0 ③ 6-3		x 0-0 ① 4-3 2-3		x 0-0 HR		4	1	2	1	0	0	1
Bill Greif, R (1, 1) OBP: 0.243, SLG: 0.034		x 0-0 E1 1-2 3-H			B B B 4-0 1B SH3-4 1B BB	x 0-0 ② F9		x 0-0 ① 4-3		3	1	0	0	1	0	2
Inning Stats	R: 0 E: 0 K: 1 S: 5 H: 0 LOB: 0 BB: 0 P: 5	R: 2 E: 1 K: 1 S: 9 H: 3 LOB: 2 BB: 0 P: 9	R: 0 E: 0 K: 1 S: 5 H: 0 LOB: 0 BB: 0 P: 5	R: 1 E: 0 K: 0 S: 4 H: 1 LOB: 0 BB: 0 P: 4	R: 2 E: 0 K: 0 S: 6 H: 3 LOB: 2 BB: 1 P: 10	R: 0 E: 0 K: 0 S: 4 H: 1 LOB: 1 BB: 0 P: 4	R: 2 E: 1 K: 0 S: 6 H: 3 LOB: 1 BB: 0 P: 6	R: 1 E: 0 K: 0 S: 4 H: 1 LOB: 0 BB: 0 P: 4	R: 0 E: 0 K: 2 S: 7 H: 0 LOB: 0 BB: 0 P: 7	1B: 7 2B: 2 3B: 0 HR: 3	SF: 0 SAC: 1 DP: 0 HBP: 0						

PITCHER		IP	WLS	BF	H	R	ER	SO	BB	IBB	HBP	BLK	WP	HR	S	P	ERA	WHIP
Jerry Koosman, L ERA: 3.18	(1, 1)	5.0	L	24	7	5	4	3	1	0	0	0	1	2	29	33	7.20	1.600
Ray Sadecki, L ERA: 4.8	(6, 1)	2.0		10	4	2	1	0	0	0	0	0	0	0	10	10	4.50	2.000
Tug McGraw, L ERA: 6.03	(8, 1)	2.0		7	1	1	1	2	0	0	0	0	0	1	11	11	4.50	0.500

PITCHER	IP	WLS	BF	H	R	ER	SO	BB	IBB	HBP	BLK	WP	HR	S	P	ERA	WHIP

TOP

San Diego Padres @ New York Mets

Shea Stadium, Flushing, NY

Wed Jul 10 1974, 3:33 AM EDT

Att. 16,962 - Unknown

livebaseballscorecards.com

AB	39
R	8
H	12
RBI	6
BB	1
SO	5
LOB	14

1B: 7	SF: 0	WP: 1	PA: 41
2B: 2	SAC: 1	PB: 0	
3B: 0	DP: 0	SB: 1	
HR: 3	HBP: 0	CS: 0	

BOTTOM

San Diego Padres @ New York Mets

Shea Stadium, Flushing, NY

Wed Jul 10 1974, 3:33 AM EDT

Att. 16,962 - Unknown

Batter	1	2	3	4	5	6	7	8	9	AB	R	H	RBI	BB	SO	LOB
Wayne Garrett, L (1, 5) OBP: 0.295, SLG: 0.331	F8		BB FC6-4		3B 1B		K		3-1	4	1	1	0	1	1	1
Felix Millan, R (1, 4) OBP: 0.299, SLG: 0.278	1-3		FC6-4 1-2f 2-3		1B 2B 3-H		4-3			4	0	1	1	0	0	3
Rusty Staub, L (1, 9) OBP: 0.351, SLG: 0.429	6-3		F7		2B 1-3			4-3		4	0	1	0	0	0	2
Cleon Jones, R (1, 7) OBP: 0.348, SLG: 0.419		BB		P4	6-3			1B BB		2	0	0	0	2	0	2
John Milner, L (1, 3) OBP: 0.326, SLG: 0.417		F8		FC4-6 1B		F8		F8		4	0	1	0	0	0	2
Jerry Grote, R (1, 2) OBP: 0.322, SLG: 0.356		K		FC4-6 1-2f		K		1-2 1B		4	0	1	0	0	2	2
Dave Schneck, L (1, 8) OBP: 0.270, SLG: 0.342		L6		F9		F9		K		4	0	0	0	0	1	4
Ted Martinez, R (1, 6) OBP: 0.250, SLG: 0.309			FC6-4 SH1-4 1B		K		F8		F3	4	0	1	0	0	1	0
Jerry Koosman, R (1, 1) OBP: 0.149, SLG: 0.152 George Theodore, R (5, PH) OBP: 0.256, SLG: 0.179 Ray Sadecki, L (6, 1) OBP: 0.125, SLG: 0.125 Ed Kranepool, L (7, PH) OBP: 0.443, SLG: 0.476 Tug McGraw, R (8, 1) Ken Boswell, L (9, PH) OBP: 0.283, SLG: 0.304			SH1-4 1-2		K		F8 1B		P6	0 1 0 1 0 1	0 0 0 0 0 0	0 0 0 1 0 0	0 0 0 0 0 0	0 1 0 0 0 0	0 0 0 0 0 0	0 0 0 0 0 0
Inning Stats	R: 0 E: 0 K: 0 S: 3 H: 0 LOB: 0 BB: 0 P: 3	R: 0 E: 0 K: 1 S: 5 H: 0 LOB: 1 BB: 1 P: 9	R: 0 E: 0 K: 0 S: 4 H: 1 LOB: 2 BB: 1 P: 8	R: 0 E: 0 K: 0 S: 4 H: 1 LOB: 1 BB: 0 P: 4	R: 1 E: 0 K: 2 S: 10 H: 3 LOB: 2 BB: 0 P: 10	R: 0 E: 0 K: 1 S: 5 H: 0 LOB: 0 BB: 0 P: 5	R: 0 E: 0 K: 1 S: 6 H: 1 LOB: 1 BB: 0 P: 6	R: 0 E: 0 K: 1 S: 6 H: 1 LOB: 2 BB: 1 P: 10	R: 0 E: 0 K: 0 S: 3 H: 0 LOB: 0 BB: 0 P: 3	1B: 5 2B: 1 3B: 1 HR: 0 SF: 0 SAC: 1 DP: 0 HBP: 0						

	AB	33
	R	1
	H	7
	RBI	1
	BB	3
	SO	6
	LOB	16

WP: 0 PB: 0 SB: 0 CS: 0 PA: 37

livebaseballscorecards.com

PITCHER	IP	WLS	BF	H	R	ER	SO	BB	IBB	HBP	BLK	WP	HR	S	P	ERA	WHIP
Bill Greif, R (1, 1) ERA: 5.09	9.0	W	37	7	1	1	6	3	0	0	0	0	0	46	58	1.00	1.111

PITCHER	IP	WLS	BF	H	R	ER	SO	BB	IBB	HBP	BLK	WP	HR	S	P	ERA	WHIP

Batter	1	2	3	4	5	6	7	8	9	AB	R	H	RBI	BB	SO	LOB
Wayne Garrett, L (1, 5) OBP: 0.291, SLG: 0.325	F7		K		4-3		K		G3 2-3	5	0	0	0	0	2	4
Felix Millan, R (1, 4) OBP: 0.300, SLG: 0.279	6-3		6-3			CS 1B	1-2 2-3 3-H HBP		SF8 3-H	3	0	1	2	0	0	0
Rusty Staub, L (1, 9) OBP: 0.346, SLG: 0.423	F7		F8			4-3 1-2	SF8 2-3 3-H		F9	4	0	0	1	0	0	1
Cleon Jones, R (1, 7) OBP: 0.343, SLG: 0.413		K		1-3		6-3	K			4	0	0	0	0	2	2
John Milner, L (1, 3) OBP: 0.328, SLG: 0.418		1B FC5-2 1B		4-3			1B 1B 1B 1B	F8		4	1	2	0	0	0	0
Jerry Grote, R (1, 2) OBP: 0.333, SLG: 0.365		FC5-2 BB 1-3 1B		BB			1B 1B 1-2 1B	6-3 1B		3	1	3	0	1	0	0
Don Hahn, R (1, 8) OBP: 0.369, SLG: 0.424		FC5-2 1-2 BB		K			1B HBP 1-2 2-3 1B	6-3 1-2		3	1	1	0	1	1	2
Ted Martinez, R (1, 6) OBP: 0.250, SLG: 0.307		FC5-2 1-2 2-3 3-Hf			F8		HBP SF8 1-3 2-H 3-H 1B	1-3		4	1	1	2	0	0	4
Bob Apodaca, R (1, 1) Ed Kranepool, L (7, PH) OBP: 0.451, SLG: 0.476 Bud Harrelson, S (7, PR) OBP: 0.404, SLG: 0.319 Jack Aker, R (7, 1) OBP: 0.500, SLG: 1.000		K			K		SF8 HBP BB		G3 SF8 2B	2 0 0 1	0 0 0 1	0 0 0 1	0 0 0 1	0 1 0 0	2 0 0 0	3 0 0 0
Inning Stats	R: 0 E: 0 K: 0 S: 3 H: 0 LOB: 0 BB: 0 P: 3	R: 0 E: 0 K: 2 S: 9 H: 2 LOB: 3 BB: 1 P: 13	R: 0 E: 0 K: 1 S: 5 H: 0 LOB: 0 BB: 0 P: 5	R: 0 E: 0 K: 1 S: 5 H: 0 LOB: 1 BB: 1 P: 9	R: 0 E: 0 K: 1 S: 5 H: 0 LOB: 0 BB: 0 P: 5	R: 0 E: 0 K: 0 S: 3 H: 1 LOB: 0 BB: 0 P: 3	R: 4 E: 0 K: 2 S: 11 H: 4 LOB: 2 BB: 1 P: 16	R: 0 E: 0 K: 0 S: 4 H: 1 LOB: 1 BB: 0 P: 4	R: 1 E: 0 K: 0 S: 4 H: 1 LOB: 0 BB: 0 P: 4	1B: 8 2B: 1 3B: 0 HR: 0 SF: 2 SAC: 0 DP: 0 HBP: 1						

PITCHER	IP	WLS	BF	H	R	ER	SO	BB	IBB	HBP	BLK	WP	HR	S	P	ERA	WHIP
Tommy John, L (1, 1) ERA: 2.5	6.0	L	26	7	4	4	5	2	0	0	0	0	0	34	42	6.00	1.500
Charlie Hough, R (7, 1) ERA: 3.33	1.0		5	0	0	0	2	1	0	1	0	0	0	7	12	0.00	1.000
Mike Marshall, R (8, 1) ERA: 2.45	2.0		8	2	1	1	0	0	0	0	0	0	0	8	8	4.50	1.000

PITCHER	IP	WLS	BF	H	R	ER	SO	BB	IBB	HBP	BLK	WP	HR	S	P	ERA	WHIP

TOP

New York Mets @ Los Angeles Dodgers

Dodger Stadium, Los Angeles, CA

Fri Jul 12 1974, 7:05 PM PDT

Att. 50,129 - Unknown

livebaseballscorecards.com

AB	33
R	5
H	9
RBI	5
BB	3
SO	7
LOB	16

WP: 0 PB: 0 SB: 0 CS: 1 PA: 39

Batter	1	2	3	4	5	6	7	8	9	AB	R	H	RBI	BB	SO	LOB
Davey Lopes, R (1, 4) OBP: 0.347, SLG: 0.299	S S S 0-3 ① K			x 0-0 ① 6-3	x 0-0 ③ F7		x 0-0 ③ 5-3			3	0	0	0	0	1	1
Ken McMullen, R (7, PH) OBP: 0.306, SLG: 0.441										1	0	0	0	0	0	1
Mike Marshall, R (8, 1) OBP: 0.053, SLG: 0.053										0	0	0	0	0	0	0
Bill Buckner, L (1, 7) OBP: 0.347, SLG: 0.404	x 0-0 ② F8			x 0-0 ② 5-3		x 0-0 ① 4-3		x 0-0 FC6-4 1B		4	0	1	0	0	0	0
Jimmy Wynn, R (1, 8) OBP: 0.403, SLG: 0.548	S S S 0-3 ③ K			x 0-0 1B 2B		x 0-0 ② F8		x 0-0 ① F8		4	0	1	0	0	1	1
Willie Crawford, L (1, 9) OBP: 0.382, SLG: 0.425		x 0-0 ① F7		B B B B 4-0 1B BB		x 0-0 ③ 6-3		x 0-0 ② FC6-4 FC6-4 1-2f		3	0	0	0	1	0	1
Steve Garvey, R (1, 3) OBP: 0.340, SLG: 0.492		x 0-0 ② F6		x 0-0 FC6-4 1B 1-2 2-3			x 0-0 FC5-4 1B	x 0-0 ③ FC6-4 1-2f		4	0	2	0	0	0	1
Ron Cey, R (1, 5) OBP: 0.361, SLG: 0.414		x 0-0 ③ 1B		x 0-0 ③ FC6-4 1-2f			x 0-0 ① FC5-4 HR 1-2f		x 0-0 G5-4-3 1B	4	1	2	0	0	0	4
Joe Ferguson, R (1, 2) OBP: 0.407, SLG: 0.491			x 0-0 ① 6-3		x 0-0 FC5-4 1B		x 0-0 HR 1-H		x 0-0 ① ② G5-4-3 1-2f	4	1	2	2	0	0	1
Bill Russell, R (1, 6) OBP: 0.334, SLG: 0.392			S S S 0-3 ② K		x 0-0 ① FC5-4 S 1-2f		B B B B 4-0 BB		x 0-0 ③ P6	3	0	0	0	1	1	1
Tommy John, R (1, 1) OBP: 0.135, SLG: 0.140			x 0-0 ③ F4		x 0-0 ② P6 1-2		x 0-0 ② P6			2	0	0	0	0	0	1
Charlie Hough, R (7, 1)										0	0	0	0	0	0	0
Von Joshua, L (7, PH) OBP: 0.281, SLG: 0.315										1	0	0	0	0	0	1
Lee Lacy, R (8, 4) OBP: 0.308, SLG: 0.333										0	0	0	0	0	0	0
Inning Stats	R: 0 E: 0 K: 2 S: 7 H: 0 LOB: 0 BB: 0 P: 7	R: 0 E: 0 K: 0 S: 3 H: 1 LOB: 1 BB: 0 P: 3	R: 0 E: 0 K: 1 S: 5 H: 0 LOB: 0 BB: 0 P: 5	R: 0 E: 0 K: 0 S: 5 H: 2 LOB: 3 BB: 1 P: 9	R: 0 E: 0 K: 0 S: 4 H: 1 LOB: 1 BB: 0 P: 4	R: 0 E: 0 K: 0 S: 3 H: 0 LOB: 0 BB: 0 P: 3	R: 2 E: 0 K: 0 S: 5 H: 2 LOB: 1 BB: 1 P: 9	R: 0 E: 0 K: 0 S: 4 H: 1 LOB: 1 BB: 0 P: 4	R: 0 E: 0 K: 0 S: 3 H: 1 LOB: 0 BB: 0 P: 3	1B: 6 2B: 1 3B: 0 HR: 1	SF: 0 SAC: 0 DP: 1 HBP: 0						

PITCHER	IP	WLS	BF	H	R	ER	SO	BB	IBB	HBP	BLK	WP	HR	S	P	ERA	WHIP
Bob Apodaca, R (1, 1) ERA: 4.59	6.0	W	22	4	0	0	3	1	0	0	0	0	0	27	31	0.00	0.833
Jack Aker, R (7, 1) ERA: 3.03	3.0	S	13	4	2	2	0	1	0	0	0	0	1	12	16	6.00	1.667

PITCHER	IP	WLS	BF	H	R	ER	SO	BB	IBB	HBP	BLK	WP	HR	S	P	ERA	WHIP

BOTTOM

New York Mets @ Los Angeles Dodgers

Dodger Stadium, Los Angeles, CA

Fri Jul 12 1974, 7:05 PM PDT

Att. 50,129 - Unknown

livebaseballscorecards.com

AB	33
R	2
H	8
RBI	2
BB	2
SO	3
LOB	13

WP: 0	PA: 35
PB: 0	
SB: 1	
CS: 0	

New York Mets @ Los Angeles Dodgers

Dodger Stadium, Los Angeles, CA

Sat Jul 13 1974, 7:05 PM PDT

Att. 41,658 - Unknown

TOP

livebaseballscorecards.com

Batter	1	2	3	4	5	6	7	8	9	AB	R	H	RBI	BB	SO	LOB
Wayne Garrett, L (1, 5) OBP: 0.290, SLG: 0.324	0-3 K		0-0 F8			0-0 4-3		0-0 4-3, 1B 1-2 2-3		4	0	1	0	0	1	0
Ken Boswell, L (1, 4) OBP: 0.274, SLG: 0.294	0-0 4-3			0-0 1-3		0-3 K		0-0 4-3 1-2 2-3 3-H		4	0	0	1	0	1	2
Rusty Staub, L (1, 9) OBP: 0.345, SLG: 0.421	0-0 1B			0-3 K2-3			0-0 4-3	0-0 4-3		4	0	1	0	0	1	3
Cleon Jones, R (1, 7) OBP: 0.342, SLG: 0.411	0-3 K			0-0 1B			0-3 K		0-3 K	4	0	1	0	0	3	1
John Milner, L (1, 3) OBP: 0.327, SLG: 0.416		0-0 P6		0-0 F8			0-0 FC6-4, 1B		0-0 4-3	4	0	1	0	0	0	1
Jerry Grote, R (1, 2) OBP: 0.332, SLG: 0.363 George Theodore, R (9, PR) OBP: 0.256, SLG: 0.179		0-0 5-3			0-0 5-3		0-0 FC6-4 1-2f		0-0 1B	4 0	0 0	1 0	0 0	0 0	0 0	1 0
Dave Schneck, L (1, 8) OBP: 0.264, SLG: 0.335		0-0 3-1			0-3 K			0-0 6-3	0-0 F2	4	0	0	0	0	1	1
Ted Martinez, R (1, 6) OBP: 0.252, SLG: 0.308			0-3 K		0-0 5-3			0-0 1B, 1B, 4-3, 1B		3	1	1	0	0	1	0
Harry Parker, R (1, 1) Ed Kranepool, L (8, PH) OBP: 0.458, SLG: 0.484 Felix Millan, R (8, PR) OBP: 0.300, SLG: 0.279 Bob Miller, R (8, 1) OBP: 0.167, SLG: 0.333			0-0 L4			0-3 K		0-0 4-3, 1B 1-2		2 1 0 0	0 0 0 0	0 1 0 0	0 0 0 0	0 0 0 0	1 0 0 0	0 0 0 0
Inning Stats	R: 0 E: 0 K: 2 S: 8 H: 1 LOB: 1 BB: 0 P: 8	R: 0 E: 0 K: 0 S: 3 H: 0 LOB: 0 BB: 0 P: 3	R: 0 E: 0 K: 1 S: 5 H: 0 LOB: 0 BB: 0 P: 5	R: 0 E: 0 K: 1 S: 6 H: 1 LOB: 1 BB: 0 P: 6	R: 0 E: 0 K: 1 S: 5 H: 0 LOB: 0 BB: 0 P: 5	R: 0 E: 0 K: 2 S: 7 H: 0 LOB: 0 BB: 0 P: 7	R: 0 E: 0 K: 1 S: 6 H: 1 LOB: 1 BB: 0 P: 6	R: 1 E: 0 K: 0 S: 6 H: 3 LOB: 3 BB: 0 P: 6	R: 0 E: 0 K: 1 S: 6 H: 1 LOB: 1 BB: 0 P: 6	1B: 7 2B: 0 3B: 0 HR: 0 SF: 0 SAC: 0 DP: 0 HBP: 0						

	AB	34
	R	1
	H	7
	RBI	1
	BB	0
	SO	9
	LOB	9

WP: 0 PB: 0 SB: 0 CS: 0 PA: 34

PITCHER	IP	WLS	BF	H	R	ER	SO	BB	IBB	HBP	BLK	WP	HR	S	P	ERA	WHIP
Andy Messersmith, R (1, 1) ERA: 1.96	9.0	W	34	7	1	1	9	0	0	0	0	0	0	52	52	1.00	0.778

PITCHER	IP	WLS	BF	H	R	ER	SO	BB	IBB	HBP	BLK	WP	HR	S	P	ERA	WHIP

Batter	1	2	3	4	5	6	7	8	9	AB	R	H	RBI	BB	SO	LOB
Davey Lopes, R (1, 4) OBP: 0.349, SLG: 0.296	6-3	BB			F8			5-3 BB		2	0	0	0	2	0	0
Bill Buckner, L (1, 7) OBP: 0.345, SLG: 0.402	HR 1B	F8			F8			5-3 1-2		4	1	1	0	0	0	3
Jimmy Wynn, R (1, 8) OBP: 0.404, SLG: 0.561	1-H HR		3-6 2B			4-3		K		4	1	2	2	0	1	1
Steve Garvey, R (1, 3) OBP: 0.340, SLG: 0.490	FC4-6 1B		F2			L4				3	0	1	0	0	0	1
Willie Crawford, L (1, 9) OBP: 0.378, SLG: 0.421	FC4-6 1-2f		3-6 2-3f			K				3	0	0	0	0	1	2
Ron Cey, R (1, 5) OBP: 0.361, SLG: 0.412	4-3			G6-4-3 BB			F8			2	0	0	0	1	0	1
Steve Yeager, R (1, 2) OBP: 0.396, SLG: 0.466		6-3 1B		F2			L4-3 BB			2	0	1	0	1	0	1
Bill Russell, R (1, 6) OBP: 0.331, SLG: 0.389		6-3 1-2		G6-4-3 1-2f			L4-3 1-2			3	0	0	0	0	0	3
Andy Messersmith, R (1, 1) OBP: 0.306, SLG: 0.327		6-3			K			P6		3	0	0	0	0	1	1
Inning Stats	R: 2 E: 0 K: 0 S: 6 H: 3 LOB: 1 BB: 0 P: 6	R: 0 E: 0 K: 0 S: 4 H: 1 LOB: 2 BB: 1 P: 8	R: 0 E: 0 K: 0 S: 3 H: 1 LOB: 0 BB: 0 P: 3	R: 0 E: 0 K: 0 S: 2 H: 0 LOB: 0 BB: 1 P: 6	R: 0 E: 0 K: 1 S: 5 H: 0 LOB: 0 BB: 0 P: 5	R: 0 E: 0 K: 1 S: 5 H: 0 LOB: 0 BB: 0 P: 5	R: 0 E: 0 K: 0 S: 2 H: 0 LOB: 0 BB: 1 P: 6	R: 0 E: 0 K: 1 S: 5 H: 0 LOB: 1 BB: 1 P: 9		1B: 3 2B: 3 3B: 0 HR: 1	SF: 0 SAC: 0 DP: 3 HBP: 0				WP: 0 PB: 0 SB: 0 CS: 0	PA: 30	

PITCHER		IP	WLS	BF	H	R	ER	SO	BB	IBB	HBP	BLK	WP	HR	S	P	ERA	WHIP
Harry Parker, R ERA: 2.85	(1, 1)	7.0	L	26	5	2	2	2	3	0	0	0	0	1	27	39	2.57	1.143
Bob Miller, R ERA: 3.74	(8, 1)	1.0		4	0	0	0	1	1	0	0	0	0	0	5	9	0.00	1.000

PITCHER	IP	WLS	BF	H	R	ER	SO	BB	IBB	HBP	BLK	WP	HR	S	P	ERA	WHIP

BOTTOM

New York Mets @ Los Angeles Dodgers

Dodger Stadium, Los Angeles, CA

Sat Jul 13 1974, 7:05 PM PDT

Att. 41,658 - Unknown

livebaseballscorecards.com

AB	26
R	2
H	5
RBI	2
BB	4
SO	3
LOB	13

New York Mets @ Los Angeles Dodgers

Dodger Stadium, Los Angeles, CA

Sun Jul 14 1974, 3:33 AM PDT

Att. 33,389 - Unknown

livebaseballscorecards.com

Batter	1	2	3	4	5	6	7	8	9	AB	R	H	RBI	BB	SO	LOB
Wayne Garrett, L (1, 5) OBP: 0.295, SLG: 0.329	G3		S 2B 1B	1B		K		CS 1B		5	1	3	0	0	1	0
Jerry Grote, R (1, 2) OBP: 0.333, SLG: 0.361	FC6-4 1B BB		F9 1-2	K		1B 1B		F9 1-2		4	0	1	0	1	1	5
Rusty Staub, L (1, 9) OBP: 0.351, SLG: 0.428	FC6-4 1-2 1B		4-3 2-H 2B	5-3		FC6-4 1-2 1B			HR BB	4	1	3	1	1	0	3
Cleon Jones, R (1, 7) Dave Schneck, L (9, 7) OBP: 0.343, SLG: 0.421 OBP: 0.264, SLG: 0.335	FC6-4 1-2f 2-3		4-3 2-3		FC5-4 1B	FC6-4 1-2f			1-H HR	5 0	1 0	2 0	2 0	0 0	0 0	5 0
John Milner, L (1, 3) OBP: 0.322, SLG: 0.409	F2		4-3		P5		K		F9	5	0	0	0	0	1	4
Don Hahn, R (1, 8) OBP: 0.364, SLG: 0.417		K		2B 1B 1B	FC5-4 1B 1-2f		E5		6-3	5	1	1	0	0	1	1
Ted Martinez, R (1, 4) OBP: 0.256, SLG: 0.318		F7	1B 1-3 2B		1-2 1B		F3		F8	5	0	2	0	0	0	1
Bud Harrelson, S (1, 6) OBP: 0.406, SLG: 0.319		BB		SH2-4 2-3 3-H 1B	L4		K			3	0	1	1	1	1	3
Jon Matlack, L (1, 1) OBP: 0.163, SLG: 0.103		K		SH2-4 1-2		K		K		3	0	0	0	0	3	1

Inning Stats	1	2	3	4	5	6	7	8	9
	R: 0 E: 0 K: 0 S: 4	H: 1 LOB: 2 BB: 1 P: 8	R: 0 E: 0 K: 2 S: 7	H: 0 LOB: 1 BB: 1 P: 11	R: 1 E: 0 K: 0 S: 5	H: 2 LOB: 1 BB: 0 P: 5	R: 1 E: 0 K: 1 S: 9	H: 4 LOB: 3 BB: 0 P: 9	R: 0 E: 0 K: 0 S: 5	H: 2 LOB: 2 BB: 0 P: 5	R: 0 E: 0 K: 2 S: 9	H: 2 LOB: 2 BB: 0 P: 9	R: 0 E: 1 K: 2 S: 8	H: 0 LOB: 1 BB: 0 P: 8	R: 0 E: 0 K: 1 S: 5	H: 1 LOB: 0 BB: 0 P: 5	R: 2 E: 0 K: 0 S: 4	H: 1 LOB: 0 BB: 1 P: 8

AB	39
R	4
H	13
RBI	4
BB	3
SO	8
LOB	23

1B: 10	SF: 0
2B: 2	SAC: 1
3B: 0	DP: 0
HR: 1	HBP: 0

WP: 0	PA: 43
PB: 0	
SB: 1	
CS: 1	

PITCHER		IP	WLS	BF	H	R	ER	SO	BB	IBB	HBP	BLK	WP	HR	S	P	ERA	WHIP
Doug Rau, L ERA: 3.16	(1, 1)	3.0	L	17	6	2	2	2	2	0	0	0	0	0	19	27	6.00	2.667
Geoff Zahn, L ERA: 0.5	(4, 1)	2.0		9	3	0	0	1	0	0	0	0	0	0	11	11	0.00	1.500
Mike Marshall, R ERA: 2.39	(6, 1)	3.0		12	3	0	0	5	0	0	0	0	0	0	22	22	0.00	1.000
Jim Brewer, L ERA: 2.81	(9, 1)	1.0		5	1	2	2	0	1	0	0	0	0	1	4	8	18.00	2.000

PITCHER		IP	WLS	BF	H	R	ER	SO	BB	IBB	HBP	BLK	WP	HR	S	P	ERA	WHIP

Batter	1	2	3	4	5	6	7	8	9	AB	R	H	RBI	BB	SO	LOB
Lee Lacy, R (1, 4) OBP: 0.286, SLG: 0.308	5-3		K		6-3			4-3		4	0	0	1	0	1	0
Bill Russell, R (1, 6) OBP: 0.331, SLG: 0.387	4-3		1B		1-3			F9		4	0	1	0	0	0	0
Jimmy Wynn, R (1, 8) OBP: 0.399, SLG: 0.554	5-3		F8			6-3			K	4	0	0	0	0	1	1
Joe Ferguson, R (1, 9) OBP: 0.404, SLG: 0.484		K		5-3		K			G6-4-3 BB	3	0	0	0	1	2	0
Steve Garvey, R (1, 3) OBP: 0.339, SLG: 0.488		1B 1B		5-3		F9			G6-4-3	4	0	1	0	0	0	1
Ron Cey, R (1, 5) OBP: 0.363, SLG: 0.414		FC5-4 1B		1B			P4			3	0	2	0	0	0	0
Steve Yeager, R (1, 2) OBP: 0.395, SLG: 0.463		K		P3			G5-4-3 1B			3	0	1	0	0	1	3
Tom Paciorek, R (1, 7) OBP: 0.274, SLG: 0.360		FC5-4			4-3 6-3 2B		G5-4-3			3	1	1	0	0	0	3
Doug Rau, L (1, 1) OBP: 0.238, SLG: 0.179			K		4-3			5-3		1	0	0	0	0	1	0
Geoff Zahn, L (4, 1)										0	0	0	0	0	0	0
Manny Mota, R (5, PH) OBP: 0.391, SLG: 0.378										1	0	0	0	0	0	1
Mike Marshall, R (6, 1) OBP: 0.053, SLG: 0.053										0	0	0	0	0	0	0
Ken McMullen, R (8, PH) OBP: 0.297, SLG: 0.429										1	0	0	0	0	0	0
Jim Brewer, L (9, 1)										0	0	0	0	0	0	0
Inning Stats	R: 0 E: 0 K: 0 S: 3	R: 0 E: 0 K: 2 S: 9	R: 0 E: 0 K: 2 S: 8	R: 0 E: 0 K: 0 S: 4	R: 1 E: 0 K: 0 S: 4	R: 0 E: 0 K: 1 S: 5	R: 0 E: 0 K: 0 S: 3	R: 0 E: 0 K: 0 S: 3	R: 0 E: 0 K: 1 S: 4							
	H: 0 LOB: 0 BB: 0 P: 3	H: 2 LOB: 2 BB: 0 P: 9	H: 1 LOB: 1 BB: 0 P: 8	H: 1 LOB: 1 BB: 0 P: 4	H: 1 LOB: 0 BB: 0 P: 4	H: 0 LOB: 0 BB: 0 P: 5	H: 1 LOB: 0 BB: 0 P: 3	H: 0 LOB: 0 BB: 0 P: 3	H: 0 LOB: 0 BB: 1 P: 8							

PITCHER	IP	WLS	BF	H	R	ER	SO	BB	IBB	HBP	BLK	WP	HR	S	P	ERA	WHIP
Jon Matlack, L (1, 1) ERA: 2.59	9.0	W	32	6	1	1	6	1	0	0	0	0	0	43	47	1.00	0.778

PITCHER	IP	WLS	BF	H	R	ER	SO	BB	IBB	HBP	BLK	WP	HR	S	P	ERA	WHIP

BOTTOM

New York Mets @ Los Angeles Dodgers

Dodger Stadium, Los Angeles, CA

Sun Jul 14 1974, 3:33 AM PDT

Att. 33,389 - Unknown

livebaseballscorecards.com

AB	31
R	1
H	6
RBI	1
BB	1
SO	6
LOB	9

1B: 5	SF: 0	WP: 0	PA: 32
2B: 1	SAC: 0	PB: 0	
3B: 0	DP: 2	SB: 0	
HR: 0	HBP: 0	CS: 0	

New York Mets @ San Francisco Giants

Candlestick Park, San Francisco, CA

Tue Jul 16 1974, 10:05 PM EDT

Att. 3,976 - Unknown

TOP

livebaseballscorecards.com

Batter	1	2	3	4	5	6	7	8	9	AB	R	H	RBI	BB	SO	LOB
Bud Harrelson, S (1, 6) OBP: 0.406, SLG: 0.318	4-3		G4-6-3 1-2f		BBB 4-0 FC6-4 1-2 2-3 BB		3-1		1B	4	0	1	0	1	0	2
Ted Martinez, R (1, 4) OBP: 0.255, SLG: 0.314	6-3 1B			6-3	FC6-4 1-2f			6-3	4-3	5	0	1	0	0	0	4
Cleon Jones, R (1, 7) OBP: 0.339, SLG: 0.415 George Theodore, R (8, 7) OBP: 0.256, SLG: 0.179	6-3 1-2			6-3		5-3		SSS K		4 0	0 0	0 0	0 0	0 0	1 0	1 0
John Milner, L (1, 3) OBP: 0.322, SLG: 0.407		G3		SSS K		6-3		1B		4	0	1	0	0	1	0
Rusty Staub, L (1, 9) OBP: 0.353, SLG: 0.429		FC3-6 1B			4-3 G3 1B 1B	F3		F8		4	1	2	0	0	0	1
Wayne Garrett, L (1, 5) OBP: 0.294, SLG: 0.328		FC3-6 1-2f			G3 1-2		F3		2B 1B	4	1	1	0	0	0	2
Dave Schneck, L (1, 8) OBP: 0.269, SLG: 0.343		4-3			4-3 2-3		2B 1B		4-3 1-H 4-3 2B	4	2	2	1	0	0	2
Jerry Grote, R (1, 2) OBP: 0.332, SLG: 0.357			F8		BB 1B IBB		F8		4-3 2-3	3	0	0	0	1	0	2
Jerry Koosman, R (1, 1) OBP: 0.184, SLG: 0.188 Bob Miller, R (5, 1) OBP: 0.167, SLG: 0.333 Ed Kranepool, L (7, PH) OBP: 0.466, SLG: 0.508 Ray Sadecki, L (7, 1) OBP: 0.125, SLG: 0.125 Ron Hodges, L (9, PH) OBP: 0.346, SLG: 0.464			G4-6-3 1B		BB 1-2 3-H 1B		1-H 2B		4-3 3-H	2 0 1 0 1	0 0 0 0 0	2 0 1 0 0	1 0 1 0 0	0 0 0 0 0	0 0 0 0 0	0 0 0 0 0

Inning Stats	1	2	3	4	5	6	7	8	9
R	0	0	0	0	1	0	1	0	2
E	0	0	0	0	0	0	0	0	0
K	0	0	0	1	0	0	0	1	0
S	3	4	3	5	5	3	5	6	6
H	1	1	1	0	2	0	2	1	3
LOB	0	1	0	0	3	0	1	1	1
BB	0	0	0	0	2	0	0	0	0
P	3	4	3	5	13	3	5	6	6

1B	9
2B	2
3B	0
HR	0
SF	0
SAC	0
DP	1
HBP	0
WP	0
PB	0
SB	0
CS	0
PA	38

AB	36
R	4
H	11
RBI	4
BB	2
SO	2
LOB	14

PITCHER	IP	WLS	BF	H	R	ER	SO	BB	IBB	HBP	BLK	WP	HR	S	P	ERA	WHIP
Jim Barr, R (1, 1) ERA: 2.64	9.0	W	38	11	4	4	2	1	1	0	0	0	0	40	48	4.00	1.333

PITCHER	IP	WLS	BF	H	R	ER	SO	BB	IBB	HBP	BLK	WP	HR	S	P	ERA	WHIP

Batter	1	2	3	4	5	6	7	8	9	AB	R	H	RBI	BB	SO	LOB
Mike Phillips, L (1, 5) OBP: 0.284, SLG: 0.276	F8		3-1		3B 2B	6-3		1B		5	1	2	0	0	0	1
Chris Speier, R (1, 6) OBP: 0.332, SLG: 0.348	L6			G6-4-3 1B	3B BB		FC1-5 1B BB	P6		3	1	1	0	2	0	1
Garry Maddox, R (1, 8) OBP: 0.332, SLG: 0.427	K			G6-4-3 1-2f	1B 3B 1-H 2-H		FC1-5 2B 1B 1-2	1-3		5	2	2	2	0	1	2
Bobby Bonds, R (1, 9) OBP: 0.361, SLG: 0.440		L8-6 1B 1B		6-3	S 1B BB		FC1-5 2B BB 1-2 2-3f			3	1	1	0	1	0	2
Gary Matthews, R (1, 7) OBP: 0.353, SLG: 0.415		1-2 1B			3B BB 1B 1-H 3-H 1B		BB 2B 1-3 2-H			4	1	4	2	0	0	0
Dave Kingman, R (1, 3) OBP: 0.294, SLG: 0.395		K			3B BB 1-2	F8	BB IBB			2	1	0	0	2	1	2
Chris Arnold, R (1, 4) OBP: 0.339, SLG: 0.402		L8-6 2-3			SF7 3B 1-H 2-H	5-3 E 1B	G6-3 BB 1-2 2-3 3-H			3	2	2	3	1	0	2
John Boccabella, R (1, 2) OBP: 0.175, SLG: 0.183			6-3		SF7 3-H	5-3 1-2	G6-3 1-2f			3	0	0	1	0	0	4
Jim Barr, R (1, 1) OBP: 0.286, SLG: 0.313			1-3		P4	E9 2-H 1B		F2		4	0	1	0	0	0	0
Inning Stats	R: 0 E: 0 K: 1 S: 5 H: 0 LOB: 0 BB: 0 P: 5	R: 0 E: 0 K: 1 S: 6 H: 2 LOB: 1 BB: 0 P: 6	R: 0 E: 0 K: 0 S: 3 H: 0 LOB: 0 BB: 0 P: 3	R: 0 E: 0 K: 0 S: 3 H: 1 LOB: 0 BB: 0 P: 3	R: 6 E: 0 K: 0 S: 7 H: 5 LOB: 2 BB: 3 P: 19	R: 1 E: 1 K: 0 S: 5 H: 2 LOB: 1 BB: 0 P: 5	R: 2 E: 0 K: 0 S: 4 H: 2 LOB: 2 BB: 3 P: 16	R: 0 E: 0 K: 0 S: 4 H: 1 LOB: 1 BB: 0 P: 4		1B: 9 2B: 3 3B: 2 HR: 0 SF: 1 SAC: 0 DP: 3 HBP: 0					WP: 0 PB: 0 SB: 1 CS: 0 PA: 39	

PITCHER		IP	WLS	BF	H	R	ER	SO	BB	IBB	HBP	BLK	WP	HR	S	P	ERA	WHIP
Jerry Koosman, L ERA: 3.44	(1, 1)	4.2	L	22	7	6	6	2	3	0	0	0	0	0	23	35	11.57	2.143
Bob Miller, R ERA: 3.63	(5, 1)	1.1		6	3	1	0	0	0	0	0	0	0	0	6	6	0.00	2.250
Ray Sadecki, L ERA: 4.98	(7, 1)	2.0		11	3	2	2	0	2	1	0	0	0	0	8	20	9.00	2.500

PITCHER	IP	WLS	BF	H	R	ER	SO	BB	IBB	HBP	BLK	WP	HR	S	P	ERA	WHIP

BOTTOM

New York Mets @ San Francisco Giants

Candlestick Park, San Francisco, CA

Tue Jul 16 1974, 10:05 PM EDT

Att. 3,976 - Unknown

livebaseballscorecards.com

AB	32
R	9
H	13
RBI	8
BB	6
SO	2
LOB	14

New York Mets @ San Francisco Giants

Candlestick Park, San Francisco, CA

Wed Jul 17 1974, 6:33 AM EDT

Att. 10,016 - Unknown

TOP

livebaseballscorecards.com

Batter	1	2	3	4	5	6	7	8	9	AB	R	H	RBI	BB	SO	LOB
Bud Harrelson, S (1, 6) OBP: 0.410, SLG: 0.314	BBBB 4-0 WP BB		BBBB 4-0 FC4 BB		BBBB 4-0 BB 1B BB	x 0-0 ③ F7 2-3			SSS 0-3 ① K	2	1	0	0	3	1	1
Ted Martinez, R (1, 4) OBP: 0.253, SLG: 0.306	x 0-0 ① F8		x 0-0 ③ FC4 1-2f		BBBB 4-0 1B 1-2 1B BB		x 0-0 ① F2		x 0-0 ② G3	4	1	0	0	1	0	2
Cleon Jones, R (1, 7) OBP: 0.340, SLG: 0.413	x 0-0 ② L5 1-2			x 0-0 ① F9	x 0-0 HBP 1B 1-2 2-H 1B		BBBB 4-0 FC3-6 BB		x 0-0 ③ F9	4	0	1	1	1	0	1
John Milner, L (1, 3) OBP: 0.321, SLG: 0.405	x 0-0 ③ F5			x 0-0 ② L3	x 0-0 HBP 1-2 2-H 1B		x 0-0 ② FC3-6 1-2f			4	0	1	1	0	0	2
Rusty Staub, L (1, 9) OBP: 0.354, SLG: 0.426		x 0-0 ① P3		BBBB 4-0 BB BB	H 1-0 1-2 2-3 HBP		x 0-0 ③ 3-1			2	0	0	0	1	0	1
Wayne Garrett, L (1, 5) OBP: 0.294, SLG: 0.324		x 0-0 ② 4-3		BBBB 4-0 1-2 BB	SSS 0-3 ③ K			x 0-0 ① 3-1		3	0	0	0	1	1	3
Dave Schneck, L (1, 8) OBP: 0.264, SLG: 0.337		x 0-0 ③ G3		x 0-0 ③ P5		x 0-0 ① F9		x 0-0 ② 4-3		4	0	0	0	0	0	2
Ron Hodges, L (1, 2) OBP: 0.354, SLG: 0.458			x 0-0 ① F9		SSS 0-3 ① K	BBBB 4-0 WP E BB		x 0-0 1B		3	0	1	0	1	1	0
Bob Apodaca, R (1, 1)			x 0-0 ② F7		x 0-0 ② 6-3	x 0-0 ② L4 1-2		SSS 0-3 ③ K		1	0	0	0	0	0	0
Ray Sadecki, L (4, 1) OBP: 0.125, SLG: 0.125										0	0	0	0	0	0	0
George Theodore, R (5, PH) OBP: 0.250, SLG: 0.175										1	0	0	0	0	0	0
Bob Miller, R (5, 1) OBP: 0.167, SLG: 0.333										0	0	0	0	0	0	0
Ed Kranepool, L (6, PH) OBP: 0.459, SLG: 0.500										1	0	0	0	0	0	1
Jack Aker, R (6, 1) OBP: 0.500, SLG: 1.000										0	0	0	0	0	0	0
Ken Boswell, L (8, PH) OBP: 0.272, SLG: 0.292										1	0	0	0	0	1	1
Harry Parker, R (8, 1)										0	0	0	0	0	0	0
Inning Stats	R: 0 E: 0 K: 0 S: 3 H: 0 LOB: 1 BB: 1 P: 7	R: 0 E: 0 K: 0 S: 3 H: 0 LOB: 0 BB: 0 P: 3	R: 0 E: 0 K: 0 S: 3 H: 0 LOB: 1 BB: 1 P: 7	R: 0 E: 0 K: 0 S: 3 H: 0 LOB: 2 BB: 2 P: 11	R: 2 E: 0 K: 2 S: 9 H: 2 LOB: 3 BB: 2 P: 18	R: 0 E: 1 K: 0 S: 3 H: 0 LOB: 1 BB: 1 P: 7	R: 0 E: 0 K: 0 S: 3 H: 0 LOB: 1 BB: 1 P: 7	R: 0 E: 0 K: 1 S: 6 H: 1 LOB: 1 BB: 0 P: 6	R: 0 E: 0 K: 1 S: 5 H: 0 LOB: 0 BB: 0 P: 5	1B: 3 2B: 0 3B: 0 HR: 0	SF: 0 SAC: 0 DP: 0 HBP: 1					

AB	30
R	2
H	3
RBI	2
BB	8
SO	4
LOB	14

WP: 2 PB: 0 SB: 0 CS: 0 PA: 39

PITCHER		IP	WLS	BF	H	R	ER	SO	BB	IBB	HBP	BLK	WP	HR	S	P	ERA	WHIP
John D'Acquisto, R ERA: 3.38	(1, 1)	6.1	W	30	2	2	2	2	8	0	1	0	2	0	25	58	2.84	1.579
Randy Moffitt, R ERA: 2.75	(7, 1)	2.2		9	1	0	0	2	0	0	0	0	0	0	13	13	0.00	0.375

PITCHER	IP	WLS	BF	H	R	ER	SO	BB	IBB	HBP	BLK	WP	HR	S	P	ERA	WHIP

BOTTOM

New York Mets @ San Francisco Giants

Candlestick Park, San Francisco, CA

Wed Jul 17 1974, 6:33 AM EDT

Att. 10,016 - Unknown

livebaseballscorecards.com

Batter	1	2	3	4	5	6	7	8	9	AB	R	H	RBI	BB	SO	LOB
Mike Phillips, L (1, 5) OBP: 0.283, SLG: 0.281	F8		SH3-4 1-2	SF9-5 1-3 2-H 2B			G3	F8		4	0	1	1	0	0	2
Chris Speier, R (1, 6) OBP: 0.329, SLG: 0.345	1-3		5-3	~~SF9-5~~ 2-3 3-H			6-3			3	0	0	1	0	0	1
Garry Maddox, R (1, 8) OBP: 0.337, SLG: 0.434	HR 2B		E6 1B S 2-H 1B		S SF7 1B		E5			4	2	3	0	0	0	0
Bobby Bonds, R (1, 9) OBP: 0.365, SLG: 0.451	2-H HR		B B B B 1B 1-2 BB		SF7 1-H		B B B B BB			1	1	1	3	2	0	0
Gary Matthews, R (1, 7) OBP: 0.352, SLG: 0.413	S S S K		1-2 2-3 1B		4-3		P6			4	0	1	0	0	1	2
Gary Thomasson, L (1, 3) OBP: 0.325, SLG: 0.301		4-1	4-3		S S S K			F7		4	0	0	0	0	1	3
Chris Arnold, R (1, 4) OBP: 0.336, SLG: 0.406		1-4-3		2B 2B		4-3		S S S K		4	1	1	0	0	1	0
Dave Rader, L (1, 2) OBP: 0.368, SLG: 0.362		4-3		P6		L6		1B 1B		4	0	1	0	0	0	1
John D'Acquisto, R (1, 1) OBP: 0.260, SLG: 0.256 Randy Moffitt, R (7, 1) OBP: 0.417, SLG: 0.545			B B B B SH3-4 E BB	B B B B 2B SF9-5 BB		S S S K		1-2 1B		1 1	2 0	0 1	0 0	2 0	1 0	0 0
Inning Stats	R: 2 H: 2 E: 0 LOB: 0 K: 1 BB: 0 S: 7 P: 7	R: 0 H: 0 E: 0 LOB: 0 K: 0 BB: 0 S: 3 P: 3	R: 1 H: 2 E: 1 LOB: 3 K: 0 BB: 2 S: 5 P: 13	R: 2 H: 2 E: 0 LOB: 0 K: 0 BB: 1 S: 4 P: 8	R: 1 H: 1 E: 0 LOB: 0 K: 1 BB: 0 S: 6 P: 6	R: 0 H: 0 E: 0 LOB: 0 K: 1 BB: 0 S: 5 P: 5	R: 0 H: 0 E: 1 LOB: 2 K: 0 BB: 1 S: 4 P: 8	R: 0 H: 2 E: 0 LOB: 2 K: 1 BB: 0 S: 7 P: 7		1B: 5 SF: 2 2B: 4 SAC: 1 3B: 0 DP: 1 HR: 1 HBP: 0						

	AB	30
	R	6
	H	9
	RBI	5
	BB	4
	SO	4
	LOB	9

WP: 0 PA: 37
PB: 0
SB: 3
CS: 0

PITCHER		IP	WLS	BF	H	R	ER	SO	BB	IBB	HBP	BLK	WP	HR	S	P	ERA	WHIP
Bob Apodaca, R ERA: 5.16	(1, 1)	3.1	L	18	5	5	5	1	3	0	0	0	0	1	17	29	13.50	2.400
Ray Sadecki, L ERA: 4.91	(4, 1)	0.2		2	1	0	0	0	0	0	0	0	0	0	2	2	0.00	1.500
Bob Miller, R ERA: 3.74	(5, 1)	1.0		4	1	1	1	1	0	0	0	0	0	0	6	6	9.00	1.000
Jack Aker, R ERA: 2.86	(6, 1)	2.0		8	0	0	0	1	1	0	0	0	0	0	9	13	0.00	0.500
Harry Parker, R ERA: 2.81	(8, 1)	1.0		5	2	0	0	1	0	0	0	0	0	0	7	7	0.00	2.000

PITCHER		IP	WLS	BF	H	R	ER	SO	BB	IBB	HBP	BLK	WP	HR	S	P	ERA	WHIP

New York Mets @ San Diego Padres

San Diego Stadium, San Diego, CA

Fri Jul 19 1974, 10:05 PM EDT

Att. 11,480 - Unknown

livebaseballscorecards.com

Batter	1	2	3	4	5	6	7	8	9	AB	R	H	RBI	BB	SO	LOB
Bud Harrelson, S (1, 6) OBP: 0.407, SLG: 0.309	F7		F5			BB 1-2 E 1B BB	F7			3	1	0	0	1	0	0
Wayne Garrett, L (1, 5) OBP: 0.290, SLG: 0.320	F3			3-1		K	4-3			4	0	0	0	0	1	2
Cleon Jones, R (1, 8) (8, 7) OBP: 0.339, SLG: 0.409	BB			5-3		F8 2-3		K		3	0	0	0	1	1	2
Rusty Staub, L (1, 9) OBP: 0.351, SLG: 0.421	G3			F7		E4 1-2 3-H 1B 1B		P6		4	1	0	0	0	0	2
Ed Kranepool, L (1, 7) OBP: 0.449, SLG: 0.486		G3			4-3	1-3 2-H 1B 1B		K		4	1	1	1	0	1	0
Don Hahn, R (8, 8) OBP: 0.364, SLG: 0.417										0	0	0	0	0	0	0
John Milner, L (1, 3) OBP: 0.320, SLG: 0.401		4-3			K	FC5 1B IBB			K	3	0	0	0	1	2	0
Jerry Grote, R (1, 2) OBP: 0.339, SLG: 0.365		F8			2B	1-2 2-H 3-H 1B			BB	3	0	2	2	1	0	0
Ted Martinez, R (1, 4) OBP: 0.247, SLG: 0.298			6-3		6-3	FC5 2-3f			P6	4	0	0	0	0	0	4
Jon Matlack, L (1, 1) OBP: 0.170, SLG: 0.116			K			F8 BB E 1B	F6		K	4	1	1	0	0	2	1

Inning Stats	1	2	3	4	5	6	7	8	9			
	R: 0 E: 0 K: 0 S: 3	H: 0 LOB: 1 BB: 1 P: 7	R: 0 E: 0 K: 0 S: 3	H: 0 LOB: 0 BB: 0 P: 3	R: 0 E: 0 K: 1 S: 5	H: 0 LOB: 0 BB: 0 P: 5	R: 0 E: 0 K: 0 S: 3	H: 0 LOB: 0 BB: 0 P: 3	R: 0 E: 0 K: 1 S: 6	H: 1 LOB: 1 BB: 0 P: 6	R: 4 E: 1 K: 1 S: 9	H: 3 LOB: 2 BB: 2 P: 17
	R: 0 E: 0 K: 0 S: 3	H: 0 LOB: 0 BB: 0 P: 3	R: 0 E: 0 K: 2 S: 7	H: 0 LOB: 0 BB: 0 P: 7	R: 0 E: 0 K: 2 S: 7	H: 0 LOB: 1 BB: 1 P: 11	1B: 3 2B: 1 3B: 0 HR: 0	SF: 0 SAC: 0 DP: 0 HBP: 0	WP: 0 PB: 0 SB: 0 CS: 0	PA: 36		

PITCHER		IP	WLS	BF	H	R	ER	SO	BB	IBB	HBP	BLK	WP	HR	S	P	ERA	WHIP
Dan Spillner, R ERA: 2.96	(1, 1)	6.0	L	26	4	4	0	3	2	1	0	0	0	0	29	41	0.00	1.000
Lowell Palmer, R ERA: 5.49	(7, 1)	2.0		6	0	0	0	2	0	0	0	0	0	0	10	10	0.00	0.000
Larry Hardy, R ERA: 4.22	(9, 1)	1.0		4	0	0	0	2	1	0	0	0	0	0	7	11	0.00	1.000

PITCHER	IP	WLS	BF	H	R	ER	SO	BB	IBB	HBP	BLK	WP	HR	S	P	ERA	WHIP

BOTTOM

New York Mets @ San Diego Padres

San Diego Stadium, San Diego, CA

Fri Jul 19 1974, 10:05 PM EDT

Att. 11,480 - Unknown

livebaseballscorecards.com

Batter	1	2	3	4	5	6	7	8	9	AB	R	H	RBI	BB	SO	LOB
Enzo Hernandez, R (1, 6) OBP: 0.266, SLG: 0.270	5-3		L8			CS 1B		2-H 2B		4	0	2	1	0	0	0
Horace Clarke, S (1, 4) OBP: 0.284, SLG: 0.229	F2			F7		BBBB 1-2 BB		5-3		3	0	0	0	1	0	1
Cito Gaston, R (1, 9) OBP: 0.295, SLG: 0.385	P4			HR		SSS K			FC6-4 1B	4	1	2	1	0	1	1
Nate Colbert, R (1, 3) OBP: 0.327, SLG: 0.346		P6		SSS K			5-3		F9	4	0	0	0	0	1	1
Dave Winfield, R (1, 7) OBP: 0.321, SLG: 0.476		BBBB G3 S BB		6-3			6-3		1-2f FC6-4	3	0	0	0	1	0	1
Johnny Grubb, L (1, 8) OBP: 0.388, SLG: 0.428		1-3 G3			G3		6-3		4-3	4	0	0	0	0	0	2
Fred Kendall, R (1, 2) OBP: 0.341, SLG: 0.385		L8			6-3			F7		3	0	0	0	0	0	1
Dave Roberts, R (1, 5) OBP: 0.263, SLG: 0.272			F8		SSS K			2B 2B		3	1	1	0	0	1	0
Dan Spillner, R (1, 1)			SSS K			SSS K		P6		1	0	0	0	0	1	0
Rod Gaspar, S (6, PH) OBP: 0.389, SLG: 0.214										1	0	0	0	0	1	0
Lowell Palmer, R (7, 1) OBP: 0.143, SLG: 0.286										0	0	0	0	0	0	0
Glenn Beckert, R (8, PH) OBP: 0.409, SLG: 0.350										1	0	0	0	0	0	1
Larry Hardy, R (9, 1)										0	0	0	0	0	0	0
Inning Stats	R: 0 E: 0 K: 0 S: 3 H: 0 LOB: 0 BB: 0 P: 3	R: 0 E: 0 K: 0 S: 3 H: 0 LOB: 1 BB: 1 P: 7	R: 0 E: 0 K: 1 S: 5 H: 0 LOB: 0 BB: 0 P: 5	R: 1 E: 0 K: 1 S: 6 H: 1 LOB: 0 BB: 0 P: 6	R: 0 E: 0 K: 1 S: 5 H: 0 LOB: 0 BB: 0 P: 5	R: 0 E: 0 K: 2 S: 7 H: 1 LOB: 1 BB: 1 P: 11	R: 0 E: 0 K: 0 S: 3 H: 0 LOB: 0 BB: 0 P: 3	R: 1 E: 0 K: 0 S: 5 H: 2 LOB: 1 BB: 0 P: 5	R: 0 E: 0 K: 0 S: 4 H: 1 LOB: 1 BB: 0 P: 4	1B: 2 2B: 2 3B: 0 HR: 1	SF: 0 SAC: 0 DP: 0 HBP: 0						

	AB	31
	R	2
	H	5
	RBI	2
	BB	2
	SO	5
	LOB	8

WP: 0 PB: 0 SB: 1 CS: 1 PA: 33

PITCHER	IP	WLS	BF	H	R	ER	SO	BB	IBB	HBP	BLK	WP	HR	S	P	ERA	WHIP
Jon Matlack, L (1, 1) ERA: 2.55	9.0	W	33	5	2	2	5	2	0	0	0	0	1	41	49	2.00	0.778

PITCHER	IP	WLS	BF	H	R	ER	SO	BB	IBB	HBP	BLK	WP	HR	S	P	ERA	WHIP

Batter	1	2	3	4	5	6	7	8	9	AB	R	H	RBI	BB	SO	LOB
Bud Harrelson, S (1, 6) OBP: 0.405, SLG: 0.306	F9	F7			6-3	BB	F9		G1-6-3 1B	5	1	1	0	1	0	4
George Theodore, R (1, 3) OBP: 0.280, SLG: 0.267	K		G6-3 BB		HR	K	FC5-4		G1-6-3	5	2	2	1	1	2	2
Rusty Staub, L (1, 9) OBP: 0.353, SLG: 0.433	L7		G6-3		HR	IBB			G1-6-3	5	2	2	2	1	0	3
Cleon Jones, R (1, 7) OBP: 0.340, SLG: 0.418 Dave Schneck, L (7, 7) OBP: 0.263, SLG: 0.335		E5	6-3		HR		6-3		F2	5 1	3 0	2 0	2 0	0 0	0 0	1 1
Jerry Grote, R (1, 2) OBP: 0.349, SLG: 0.377 Duffy Dyer, R (7, 2) OBP: 0.265, SLG: 0.074		BB		1B	2B			6-3		3 1	1 0	3 0	0 0	1 0	0 0	0 0
Don Hahn, R (1, 8) OBP: 0.365, SLG: 0.423		F8		F9	SF9			5-3		5	1	2	3	0	0	3
Wayne Garrett, L (1, 5) OBP: 0.298, SLG: 0.321		BB		BB	1B	K		BB		2	0	1	0	3	1	2
Ted Martinez, R (1, 4) OBP: 0.251, SLG: 0.305		SF9		G5-4-3	SF9	F9				3	0	2	2	0	0	2
Jerry Koosman, R (1, 1) OBP: 0.204, SLG: 0.192		BB		G5-4-3	K		FC5-4	1-3		4	0	1	0	1	1	6
Inning Stats	R: 0 E: 0 K: 1 S: 5 H: 0 LOB: 0 BB: 0 P: 5	R: 1 E: 1 K: 0 S: 4 H: 0 LOB: 3 BB: 3 P: 16	R: 0 E: 0 K: 0 S: 2 H: 0 LOB: 0 BB: 1 P: 6	R: 0 E: 0 K: 0 S: 4 H: 2 LOB: 2 BB: 1 P: 8	R: 5 E: 0 K: 1 S: 11 H: 6 LOB: 1 BB: 0 P: 11	R: 3 E: 0 K: 2 S: 10 H: 3 LOB: 2 BB: 2 P: 18	R: 1 E: 0 K: 0 S: 5 H: 2 LOB: 1 BB: 0 P: 5	R: 0 E: 0 K: 0 S: 4 H: 1 LOB: 2 BB: 1 P: 8	R: 0 E: 0 K: 0 S: 4 H: 2 LOB: 1 BB: 0 P: 4	1B: 10 2B: 3 3B: 0 HR: 3 SF: 2 SAC: 0 DP: 3 HBP: 0						

PITCHER		IP	WLS	BF	H	R	ER	SO	BB	IBB	HBP	BLK	WP	HR	S	P	ERA	WHIP
Bill Laxton, L ERA: 5.06	(1, 1)	1.2		9	0	1	0	1	3	0	0	0	0	0	8	20	0.00	1.800
Lowell Palmer, R ERA: 5.77	(2, 1)	2.2	L	13	5	3	3	0	2	0	0	0	0	3	11	19	10.12	2.625
Larry Hardy, R ERA: 4.79	(5, 1)	1.0		10	5	5	5	2	1	1	0	0	0	0	12	20	45.00	6.000
Dave Tomlin, L ERA: 5.01	(6, 1)	1.2		8	3	1	1	1	0	0	0	0	0	0	10	10	5.40	1.800
Vicente Romo, R ERA: 4.0	(8, 1)	2.0		9	3	0	0	0	1	0	0	0	0	0	8	12	0.00	2.000

PITCHER	IP	WLS	BF	H	R	ER	SO	BB	IBB	HBP	BLK	WP	HR	S	P	ERA	WHIP

TOP

New York Mets @ San Diego Padres

San Diego Stadium, San Diego, CA

Sat Jul 20 1974, 10:05 PM EDT

Att. 31,342 - Unknown

livebaseballscorecards.com

AB	39
R	10
H	16
RBI	10
BB	8
SO	4
LOB	24

New York Mets @ San Diego Padres

San Diego Stadium, San Diego, CA

Sat Jul 20 1974, 10:05 PM EDT

Att. 31,342 - Unknown

livebaseballscorecards.com

BOTTOM

Batter	1	2	3	4	5	6	7	8	9	AB	R	H	RBI	BB	SO	LOB
Enzo Hernandez, R (1, 6) OBP: 0.269, SLG: 0.273	0-0 BB S G3 1B	0-0 FC6-4 1-2 1B		0-0 ③ F9			0-0 ② F3			4	1	2	0	0	0	0
Rich Morales, R (1, 4) OBP: 0.348, SLG: 0.300	BBBB 4-0 G3 BB 1-2 BB	0-0 ③ FC6-4 1-2f			BBBB 4-0 BB		0-0 ③ 1B			2	0	1	0	2	0	2
Nate Colbert, R (1, 7) OBP: 0.326, SLG: 0.342	BBBB 4-0 G3 1-2 2-3 BB		SSS 0-3 ① K		0-0 ① F7			SSS 0-3 ① K		3	0	0	0	1	2	1
Willie McCovey, L (1, 3) OBP: 0.424, SLG: 0.464	SSS 0-3 ① K		SSS 0-3 ② K		0-0 ② F3			0-0 WP 1B		4	0	1	0	0	2	4
Dave Winfield, R (1, 8) OBP: 0.320, SLG: 0.473	0-0 ② G3 1-2 2-3 3-H		0-0 BLK 2B 1B		0-0 ③ P4			SSS 0-3 ② K 1-2		4	1	1	1	0	1	4
Cito Gaston, R (1, 9) OBP: 0.294, SLG: 0.387	0-0 ③ 4-3		0-0 1-H 2B			SSS 0-3 ① K		0-0 ③ P5		4	0	1	1	0	1	3
Fred Kendall, R (1, 2) OBP: 0.340, SLG: 0.384		0-0 1B 1B	0-0 ③ 4-3			0-0 ② F9			0-0 ① P3	4	0	1	0	0	0	1
Dave Roberts, R (1, 5) OBP: 0.260, SLG: 0.268		0-0 ① F8		0-0 ① P4		0-0 ③ 5-3			0-0 ② 5-3	4	0	0	0	0	0	1
Bill Laxton, L (1, 1) Lowell Palmer, R (2, 1) OBP: 0.125, SLG: 0.250 Larry Hardy, R (5, 1) Dave Tomlin, L (6, 1) Horace Clarke, S (7, PH) OBP: 0.282, SLG: 0.226 Vicente Romo, R (8, 1) Glenn Beckert, R (9, PH) OBP: 0.400, SLG: 0.341		SSS 0-3 ② K		SSS 0-3 ② K			0-0 ① F8		0-0 ③ 6-3	0 2 0 0 1 0 1	0 0 0 0 0 0 0	0 0 0 0 0 0 0	0 0 0 0 0 0 0	0 0 0 0 0 0 0	0 2 0 0 0 0 0	0 1 0 0 0 0 0
Inning Stats	R: 1 H: 1 E: 0 LOB: 2 K: 1 BB: 2 S: 6 P: 14	R: 0 H: 2 E: 0 LOB: 2 K: 1 BB: 0 S: 7 P: 7	R: 1 H: 2 E: 0 LOB: 1 K: 2 BB: 0 S: 9 P: 9	R: 0 H: 0 E: 0 LOB: 0 K: 1 BB: 0 S: 5 P: 5	R: 0 H: 0 E: 0 LOB: 1 K: 0 BB: 1 S: 3 P: 7	R: 0 H: 0 E: 0 LOB: 0 K: 1 BB: 0 S: 5 P: 5	R: 0 H: 1 E: 0 LOB: 1 K: 0 BB: 0 S: 3 P: 3	R: 0 H: 1 E: 0 LOB: 1 K: 2 BB: 0 S: 8 P: 8	R: 0 H: 0 E: 0 LOB: 0 K: 0 BB: 0 S: 3 P: 3	1B: 6 SF: 0 2B: 1 SAC: 0 3B: 0 DP: 0 HR: 0 HBP: 0						

PITCHER	IP	WLS	BF	H	R	ER	SO	BB	IBB	HBP	BLK	WP	HR	S	P	ERA	WHIP
Jerry Koosman, L (1, 1) ERA: 3.36	9.0	W	36	7	2	2	8	3	0	0	1	1	0	49	61	2.00	1.111

PITCHER	IP	WLS	BF	H	R	ER	SO	BB	IBB	HBP	BLK	WP	HR	S	P	ERA	WHIP

AB	33
R	2
H	7
RBI	2
BB	3
SO	8
LOB	17

WP: 1 PA: 36
PB: 0
SB: 1
CS: 0

Batter	1	2	3	4	5	6	7	8	9	AB	R	H	RBI	BB	SO	LOB
Bud Harrelson, S (1, 6) OBP: 0.403, SLG: 0.304	F8 SF8 1B		K		K			L8		4	1	1	0	0	2	1
Wayne Garrett, L (1, 5) OBP: 0.300, SLG: 0.321	BB		L9			L8		1B 1B		3	1	1	0	1	0	0
Cleon Jones, R (1, 7) OBP: 0.339, SLG: 0.416	F8		5-3			3-1		1B		4	0	1	0	0	0	2
Rusty Staub, L (1, 9) OBP: 0.354, SLG: 0.435	SF8			K		1B		G6-4-3		3	0	2	3	0	1	0
Ed Kranepool, L (1, 3) OBP: 0.432, SLG: 0.466	F5			G3		G3		G6-4-3		3	0	0	0	0	0	2
George Theodore, R (8, PH) OBP: 0.275, SLG: 0.261										1	0	0	0	0	0	2
(8, 3)																
Ron Hodges, L (1, 2) OBP: 0.365, SLG: 0.459		FC5-4 1B		BB			P4		FC6-4 1B	2	0	1	0	1	0	0
Duffy Dyer, R (9, PH) OBP: 0.286, SLG: 0.107										1	0	1	0	0	0	0
Don Hahn, R (1, 8) OBP: 0.357, SLG: 0.412		F9		K			6-3		FC6-4	4	0	0	0	0	1	3
Ted Martinez, R (1, 4) OBP: 0.247, SLG: 0.299		FC5-4			F7		K		K	3	0	0	0	0	1	1
Tug McGraw, R (7, 1)										0	0	0	0	0	0	0
Jerry Grote, R (9, PH) OBP: 0.347, SLG: 0.376										1	0	0	0	0	1	1
Harry Parker, R (1, 1)		K			K			1B 1B 1B	G3	2	0	0	0	0	2	1
Bob Miller, R (5, 1) OBP: 0.167, SLG: 0.333										0	0	0	0	0	0	0
Ken Boswell, L (7, 4) OBP: 0.276, SLG: 0.295										2	1	1	0	0	0	1
Inning Stats	R: 1 H: 1 E: 0 LOB: 1 K: 0 BB: 1 S: 4 P: 8	R: 0 H: 1 E: 0 LOB: 1 K: 1 BB: 0 S: 6 P: 6	R: 0 H: 0 E: 0 LOB: 0 K: 1 BB: 0 S: 5 P: 5	R: 0 H: 0 E: 0 LOB: 1 K: 2 BB: 1 S: 7 P: 11	R: 0 H: 0 E: 0 LOB: 0 K: 2 BB: 0 S: 7 P: 7	R: 0 H: 1 E: 0 LOB: 1 K: 0 BB: 0 S: 4 P: 4	R: 0 H: 0 E: 0 LOB: 0 K: 1 BB: 0 S: 5 P: 5	R: 2 H: 4 E: 0 LOB: 1 K: 0 BB: 0 S: 6 P: 6	R: 0 H: 1 E: 0 LOB: 1 K: 1 BB: 0 S: 6 P: 6	1B: 8 SF: 1 2B: 0 SAC: 0 3B: 0 DP: 1 HR: 0 HBP: 0						

PITCHER		IP	WLS	BF	H	R	ER	SO	BB	IBB	HBP	BLK	WP	HR	S	P	ERA	WHIP
Bill Greif, R ERA: 4.89	(1, 1)	7.1	W	31	7	3	3	7	2	0	0	0	0	0	43	51	3.68	1.227
Randy Jones, L ERA: 4.07	(8, 1)	1.2		5	1	0	0	1	0	0	0	0	0	0	7	7	0.00	0.600

PITCHER	IP	WLS	BF	H	R	ER	SO	BB	IBB	HBP	BLK	WP	HR	S	P	ERA	WHIP

TOP

New York Mets @ San Diego Padres

San Diego Stadium, San Diego, CA

Sun Jul 21 1974, 6:33 AM EDT

Att. 7,481 - Unknown

livebaseballscorecards.com

AB	33
R	3
H	8
RBI	3
BB	2
SO	8
LOB	14

WP: 0 PA: 36
PB: 0
SB: 0
CS: 0

Batter	1	2	3	4	5	6	7	8	9	AB	R	H	RBI	BB	SO	LOB
Enzo Hernandez, R (1, 6) OBP: 0.274, SLG: 0.279	4-3 2B 2B		SH1-3 HR 1B		BBBB 4-3 1B 1-2 BB	6-3				3	3	2	0	1	0	1
Rich Morales, R (1, 4) OBP: 0.327, SLG: 0.279	4-3 ① 2-3		SH1-3 ① 1-2		4-3 ① 1-2 2-3		F9 ①			3	0	0	0	0	0	3
Dave Winfield, R (1, 7) OBP: 0.322, SLG: 0.476	3-H 2B		L5 ② 2-H		HR 2-H 3-H 1B		F8 ②			4	1	2	3	0	0	1
Willie McCovey, L (1, 3) OBP: 0.432, SLG: 0.496	BBBB BB		2-H HR		1-H HR		BBBB BB			2	2	2	4	2	0	0
Johnny Grubb, L (1, 8) OBP: 0.383, SLG: 0.421	SSS K ②		SSS K ③		4-3 ②		SSS K ③			4	0	0	0	0	3	3
Cito Gaston, R (1, 9) OBP: 0.293, SLG: 0.390	SSS K ③		6-3 ①	6-3 ③				2B		4	0	1	0	0	1	2
Fred Kendall, R (1, 2) OBP: 0.335, SLG: 0.378		6-3 ①	5-3 ②			E6 SH1-4		SSS K ①		4	0	0	0	0	1	1
Dave Roberts, R (1, 5) OBP: 0.256, SLG: 0.264		SSS K ②	6-3 ③			F9 ①		5-3 ②		4	0	0	0	0	1	2
Bill Greif, R (1, 1) OBP: 0.250, SLG: 0.063 Randy Jones, R (8, 1) OBP: 0.170, SLG: 0.174		G3 ③			4-3 BB 1B 1B	SH1-4 ② 1-2		SSS K ③		2 1	1 0	1 0	0 0	0 0	0 1	0 1
Inning Stats	R: 1 H: 2 E: 0 LOB: 2 K: 2 BB: 1 S: 9 P: 13	R: 0 H: 0 E: 0 LOB: 0 K: 1 BB: 0 S: 5 P: 5	R: 2 H: 2 E: 0 LOB: 0 K: 1 BB: 0 S: 7 P: 7	R: 0 H: 0 E: 0 LOB: 0 K: 0 BB: 0 S: 3 P: 3	R: 4 H: 3 E: 0 LOB: 0 K: 0 BB: 1 S: 6 P: 10	R: 0 H: 0 E: 1 LOB: 1 K: 0 BB: 0 S: 4 P: 4	R: 0 H: 0 E: 0 LOB: 1 K: 1 BB: 1 S: 5 P: 9	R: 0 H: 1 E: 0 LOB: 1 K: 2 BB: 0 S: 8 P: 8		1B: 3 SF: 0 2B: 3 SAC: 2 3B: 0 DP: 0 HR: 2 HBP: 0						

PITCHER		IP	WLS	BF	H	R	ER	SO	BB	IBB	HBP	BLK	WP	HR	S	P	ERA	WHIP
Harry Parker, R ERA: 3.21	(1, 1)	4.0	L	19	5	5	5	4	2	0	0	0	0	1	25	33	11.25	1.750
Bob Miller, R ERA: 3.97	(5, 1)	2.0		9	2	2	2	0	0	0	0	0	0	1	9	9	9.00	1.000
Tug McGraw, L ERA: 5.67	(7, 1)	2.0		8	1	0	0	3	1	0	0	0	0	0	13	17	0.00	1.000

PITCHER	IP	WLS	BF	H	R	ER	SO	BB	IBB	HBP	BLK	WP	HR	S	P	ERA	WHIP

BOTTOM

New York Mets @ San Diego Padres

San Diego Stadium, San Diego, CA

Sun Jul 21 1974, 6:33 AM EDT

Att. 7,481 - Unknown

livebaseballscorecards.com

AB	31
R	7
H	8
RBI	7
BB	3
SO	7
LOB	14

Batter	1	2	3	4	5	6	7	8	9	10	AB	R	H	RBI	BB	SO	LOB
Bud Harrelson, S (1, 6) OBP: 0.400, SLG: 0.299	6-3	BB		6-3		SH5-3 1-2		L6			3	0	0	0	1	0	0
Ken Boswell, L (1, 4) OBP: 0.275, SLG: 0.296	FC6-4 1B	SF9 2-3 3-H		F7		F8			K		3	0	1	1	0	0	1
Ted Martinez, R (9, PH) OBP: 0.246, SLG: 0.298 (9, 4)											1	0	0	0	0	1	0
Cleon Jones, R (1, 8) OBP: 0.342, SLG: 0.417 (7, 7)	FC6-4 1-2f	4-3			G1-6-3 BB		1B 1B		G6-4-3 1B		4	0	2	0	1	0	3
Rusty Staub, L (1, 9) OBP: 0.350, SLG: 0.429	4-3		4-3		G1-6-3 1-2f		F8		G6-4-3 1-2f		5	0	0	0	0	0	4
John Milner, L (1, 3) OBP: 0.327, SLG: 0.406		S 1B BB	G3		S BB		1-3 1B			2B	3	1	2	0	2	0	0
Ed Kranepool, L (1, 7) OBP: 0.447, SLG: 0.467		1B 1B 1-2 BB	BB 1B		1-2 BB		F2			K	2	1	1	0	2	0	2
Don Hahn, R (7, 8) OBP: 0.355, SLG: 0.409											1	0	0	0	0	1	1
Wayne Garrett, L (1, 5) OBP: 0.301, SLG: 0.320		SH1-4 1B SF9 1-3 2-H 1B	1-2 BB		F9		F8			K	4	1	1	1	1	1	5
Jerry Grote, R (1, 2) OBP: 0.352, SLG: 0.378		SF9 SH1-4 1-2 3-H 1B	6-3			FC2-6 1B		P4		IBB	4	0	2	1	1	0	2
Jerry Koosman, R (1, 1) OBP: 0.193, SLG: 0.182		SH1-4 1-2 2-3		K		FC2-6 SH5-3 1-2f		K		K	3	0	0	0	0	2	1
Tug McGraw, R (9, 1)											0	0	0	0	0	0	0
George Theodore, R (10, PH) OBP: 0.269, SLG: 0.255											1	0	0	0	0	1	2
Jack Aker, R (10, 1) OBP: 0.500, SLG: 1.000											0	0	0	0	0	0	0
Inning Stats	R: 0 E: 0 K: 0 S: 4 H: 1 LOB: 1 BB: 0 P: 4	R: 3 E: 0 K: 0 S: 5 H: 2 LOB: 2 BB: 3 P: 17	R: 0 E: 0 K: 0 S: 4 H: 1 LOB: 2 BB: 1 P: 8	R: 0 E: 0 K: 1 S: 5 H: 0 LOB: 0 BB: 0 P: 5	R: 0 E: 0 K: 0 S: 2 H: 0 LOB: 2 BB: 3 P: 14	R: 0 E: 0 K: 0 S: 4 H: 1 LOB: 1 BB: 0 P: 4	R: 0 E: 0 K: 0 S: 5 H: 2 LOB: 2 BB: 0 P: 5	R: 0 E: 0 K: 1 S: 5 H: 0 LOB: 0 BB: 0 P: 5	R: 0 E: 0 K: 1 S: 5 H: 1 LOB: 0 BB: 0 P: 5	R: 0 E: 0 K: 3 S: 10 H: 1 LOB: 2 BB: 1 P: 14	1B: 8 2B: 1 3B: 0 HR: 0 SF: 1 SAC: 2 DP: 2 HBP: 0						

PITCHER	IP	WLS	BF	H	R	ER	SO	BB	IBB	HBP	BLK	WP	HR	S	P	ERA	WHIP
Bob Gibson, R (1, 1) ERA: 4.25	8.0		37	7	3	3	2	7	0	0	0	0	0	34	62	3.38	1.750
Rich Folkers, L (9, 1) ERA: 3.0	2.0	W	8	2	0	0	4	0	1	0	0	0	0	15	19	0.00	1.000

PITCHER	IP	WLS	BF	H	R	ER	SO	BB	IBB	HBP	BLK	WP	HR	S	P	ERA	WHIP

TOP

New York Mets @ St. Louis Cardinals

Busch Stadium, St. Louis, MO

Thu Jul 25 1974, 7:05 PM CDT

Unknown

livebaseballscorecards.com

AB	34
R	3
H	9
RBI	3
BB	8
SO	6
LOB	21

WP: 0 PA: 45
PB: 0
SB: 2
CS: 0

New York Mets @ St. Louis Cardinals

Busch Stadium, St. Louis, MO

Thu Jul 25 1974, 7:05 PM CDT

Unknown

BOTTOM

livebaseballscorecards.com

Batter	1	2	3	4	5	6	7	8	9	10	AB	R	H	RBI	BB	SO	LOB
Lou Brock, L (1, 7) OBP: 0.378, SLG: 0.415	4-3		2B		F8		SH3-4		4-3	HBP BB	3	0	1	0	0	0	1
Luis Melendez, R (6, 7) OBP: 0.297, SLG: 0.341							1-2			1-2 2-3	1	0	0	0	1	0	0
Ted Sizemore, R (1, 4) OBP: 0.349, SLG: 0.325	FC6 1B		P6		1B SF8 BB		E6 G4-6-3		HBP 1B 1B	1-2 2-3 3-H HBP	4	1	2	0	1	0	2
Jose Cruz, L (9, PR) OBP: 0.328, SLG: 0.430											0	1	0	0	0	0	0
Jerry Davanon, R (10, 4) OBP: 0.318, SLG: 0.263											0	0	0	1	0	0	0
Bake McBride, L (1, 8) OBP: 0.351, SLG: 0.385	F9		K		FC6-4 1B		G4-6-3		1B HBP		4	0	1	1	0	1	4
					1-3 2-H		1-2f		1-2								
Reggie Smith, S (1, 9) OBP: 0.382, SLG: 0.542	FC6			1B 1B	SF8			1B 1B	F7		4	0	2	1	0	0	3
	1-2f			FC5-2-5	3-H												
Joe Torre, R (1, 3) OBP: 0.383, SLG: 0.421		K		1B	FC6-4			1B	1B		5	0	3	1	0	1	1
				1-3 FC5-2-5	1-2f			1-2	1-3 2-H								
Ted Simmons, S (1, 2) OBP: 0.311, SLG: 0.434		L6		FC5-2-5 1B		6-3		1B	F9		5	0	1	0	0	0	5
				1-2 FC6-4 3-H				1-2 2-3									
Ken Reitz, R (1, 5) OBP: 0.315, SLG: 0.380				F8		F9		K		FC2-5 2B	5	0	2	0	0	1	5
Al Hrabosky, R (10, PR) OBP: 0.333, SLG: 0.333	FC4 1B										0	0	0	0	0	0	0
Mike Tyson, R (1, 6) OBP: 0.239, SLG: 0.249						K		F8		BB FC2-5 HBP IBB	3	0	0	0	0	1	3
Tim McCarver, L (8, PH) OBP: 0.356, SLG: 0.246											1	0	0	0	0	0	3
Rich Folkers, L (9, 1)											0	0	0	0	0	0	0
Jim Dwyer, L (10, PH) OBP: 0.391, SLG: 0.475											0	1	0	0	1	0	0
	FC4 1-2f			FC6-4 1-2f													
Bob Gibson, R (1, 1) OBP: 0.189, SLG: 0.231			F9		1B 2B		SH3-4 1B	F8		FC2-5 HBP BB 1-2 2-3f	3	1	2	0	0	0	0
Jack Heidemann, R (8, PH) OBP: 0.305, SLG: 0.259											2	0	0	0	0	0	5
(9, 6)																	
Inning Stats	R: 0 H: 1 E: 0 LOB: 1 K: 0 BB: 0 S: 4 P: 4	R: 0 H: 1 E: 0 LOB: 1 K: 1 BB: 0 S: 6 P: 6	R: 0 H: 1 E: 0 LOB: 1 K: 1 BB: 0 S: 6 P: 6	R: 0 H: 2 E: 0 LOB: 2 K: 0 BB: 0 S: 5 P: 5	R: 2 H: 2 E: 0 LOB: 1 K: 0 BB: 1 S: 5 P: 9	R: 0 H: 0 E: 0 LOB: 0 K: 1 BB: 0 S: 5 P: 5	R: 0 H: 1 E: 1 LOB: 1 K: 0 BB: 0 S: 4 P: 4	R: 0 H: 3 E: 0 LOB: 3 K: 1 BB: 0 S: 8 P: 8	R: 1 H: 2 E: 0 LOB: 3 K: 0 BB: 0 S: 5 P: 6	R: 1 H: 1 E: 0 LOB: 3 K: 0 BB: 2 S: 2 P: 11	1B: 11 SF: 1 2B: 3 SAC: 1 3B: 0 DP: 1 HR: 0 HBP: 2						

	AB	40
	R	4
	H	14
	RBI	4
	BB	3
	SO	4
	LOB	32

WP: 0 PA: 47
PB: 0
SB: 0
CS: 0

PITCHER	IP	WLS	BF	H	R	ER	SO	BB	IBB	HBP	BLK	WP	HR	S	P	ERA	WHIP
Jerry Koosman, L (1, 1) ERA: 3.36	8.1		39	12	3	3	4	1	0	1	0	0	0	45	50	3.24	1.560
Tug McGraw, L (9, 1) ERA: 5.56	0.2		3	1	0	0	0	0	0	0	0	0	0	3	3	0.00	1.500
Jack Aker, R (10, 1) ERA: 3.09	0.1	L	5	1	1	1	0	1	1	1	0	0	0	2	11	27.00	6.000

PITCHER	IP	WLS	BF	H	R	ER	SO	BB	IBB	HBP	BLK	WP	HR	S	P	ERA	WHIP

Batter	1	2	3	4	5	6	7	8	9	AB	R	H	RBI	BB	SO	LOB
Wayne Garrett, L (1, 5) OBP: 0.301, SLG: 0.319	F7		1B		F7		F2			4	0	1	0	0	0	1
Ken Boswell, L (1, 4) OBP: 0.274, SLG: 0.289	BB		F2		P6			G3		3	0	0	0	1	0	2
Cleon Jones, R (1, 7) OBP: 0.339, SLG: 0.412	F9		K		K			3-1		4	0	0	0	0	2	3
Rusty Staub, L (1, 9) OBP: 0.346, SLG: 0.424	F8			F7		4-3		L9		4	0	0	0	0	0	1
John Milner, L (1, 3) OBP: 0.326, SLG: 0.403		P6		1B BB		3-1			P6	3	0	0	0	1	0	0
Dave Schneck, L (1, 8) OBP: 0.258, SLG: 0.329		F5		P6		F8			F9	4	0	0	0	0	0	1
Ron Hodges, L (1, 2) OBP: 0.371, SLG: 0.455		BB		1-2 1B			P6		3-1	3	0	1	0	1	0	0
Ted Martinez, R (1, 6) OBP: 0.242, SLG: 0.292		P3		F9			P6			3	0	0	0	0	0	3
Jon Matlack, L (1, 1) OBP: 0.184, SLG: 0.114			K		BB		HR			1	0	0	0	1	1	0
Ed Kranepool, L (7, PH) OBP: 0.453, SLG: 0.513										1	1	1	1	0	0	0
Bob Miller, R (7, 1) OBP: 0.167, SLG: 0.333										0	0	0	0	0	0	0
Inning Stats	R: 0 E: 0 K: 0 S: 3 H: 0 LOB: 1 BB: 1 P: 7	R: 0 E: 0 K: 0 S: 3 H: 0 LOB: 1 BB: 1 P: 7	R: 0 E: 0 K: 2 S: 8 H: 1 LOB: 1 BB: 0 P: 8	R: 0 E: 0 K: 0 S: 4 H: 1 LOB: 2 BB: 1 P: 8	R: 0 E: 0 K: 1 S: 5 H: 0 LOB: 1 BB: 1 P: 9	R: 0 E: 0 K: 0 S: 3 H: 0 LOB: 0 BB: 0 P: 3	R: 1 E: 0 K: 0 S: 4 H: 1 LOB: 0 BB: 0 P: 4	R: 0 E: 0 K: 0 S: 3 H: 0 LOB: 0 BB: 0 P: 3	R: 0 E: 0 K: 0 S: 3 H: 0 LOB: 0 BB: 0 P: 3	1B: 2 2B: 0 3B: 0 HR: 1 SF: 0 SAC: 0 DP: 0 HBP: 0						

PITCHER	IP	WLS	BF	H	R	ER	SO	BB	IBB	HBP	BLK	WP	HR	S	P	ERA	WHIP
Alan Foster, R (1, 1) ERA: 3.43	9.0	W	34	3	1	1	3	4	0	0	0	0	1	36	52	1.00	0.778

PITCHER	IP	WLS	BF	H	R	ER	SO	BB	IBB	HBP	BLK	WP	HR	S	P	ERA	WHIP

TOP

New York Mets @ St. Louis Cardinals

Busch Stadium, St. Louis, MO

Thu Jul 25 1974, 7:05 PM CDT

Att. 27,992 - Unknown

livebaseballscorecards.com

AB	30
R	1
H	3
RBI	1
BB	4
SO	3
LOB	11

Batter	1	2	3	4	5	6	7	8	9	AB	R	H	RBI	BB	SO	LOB
Lou Brock, L (1, 7) OBP: 0.374, SLG: 0.411	E6		K		6-3		6-3			4	1	0	1	0	1	0
Ted Sizemore, R (1, 4) OBP: 0.345, SLG: 0.320	P4		F7		F3		P6			4	0	0	0	0	0	1
Bake McBride, L (1, 8) OBP: 0.353, SLG: 0.387	S			2B		1-3		F8		4	1	2	0	0	0	0
Reggie Smith, S (1, 9) OBP: 0.381, SLG: 0.542	P5			1-6-3		F8		F8		4	1	1	1	0	0	1
Joe Torre, R (1, 3) OBP: 0.381, SLG: 0.417	F8			F7		4-0		6-3		3	0	0	0	1	0	2
Ken Reitz, R (1, 5) OBP: 0.315, SLG: 0.379		6-3		1-6-3						3	0	1	0	0	0	1
Marc Hill, R (1, 2) OBP: 0.389, SLG: 0.375		P4		FC5-4		F9				3	0	1	1	0	0	2
Mike Tyson, R (1, 6) OBP: 0.240, SLG: 0.250		5-3		FC5-4						3	1	1	0	0	0	1
Alan Foster, R (1, 1) OBP: 0.205, SLG: 0.184			K		K					2	0	0	0	0	2	0
Inning Stats	R: 1 E: 1 K: 0 S: 5 H: 1 LOB: 1 BB: 0 P: 5	R: 0 E: 0 K: 0 S: 3 H: 0 LOB: 0 BB: 0 P: 3	R: 0 E: 0 K: 2 S: 7 H: 0 LOB: 0 BB: 0 P: 7	R: 2 E: 0 K: 0 S: 6 H: 3 LOB: 1 BB: 0 P: 6	R: 0 E: 0 K: 1 S: 5 H: 0 LOB: 0 BB: 0 P: 5	R: 0 E: 0 K: 0 S: 4 H: 1 LOB: 2 BB: 1 P: 8	R: 1 E: 0 K: 0 S: 4 H: 1 LOB: 0 BB: 0 P: 4	R: 0 E: 0 K: 0 S: 3 H: 0 LOB: 0 BB: 0 P: 3		1B: 5 2B: 1 3B: 0 HR: 0 SF: 0 SAC: 1 DP: 0 HBP: 0						

PITCHER		IP	WLS	BF	H	R	ER	SO	BB	IBB	HBP	BLK	WP	HR	S	P	ERA	WHIP
Jon Matlack, L ERA: 2.57	(1, 1)	6.0	L	25	5	3	2	3	1	0	0	0	0	0	30	34	3.00	1.000
Bob Miller, R ERA: 3.81	(7, 1)	2.0		7	1	1	0	0	0	0	0	0	0	0	7	7	0.00	0.500

PITCHER	IP	WLS	BF	H	R	ER	SO	BB	IBB	HBP	BLK	WP	HR	S	P	ERA	WHIP

BOTTOM

New York Mets @ St. Louis Cardinals

Busch Stadium, St. Louis, MO

Thu Jul 25 1974, 7:05 PM CDT

Att. 27,992 - Unknown

livebaseballscorecards.com

AB	30
R	4
H	6
RBI	3
BB	1
SO	3
LOB	8

Batter	1	2	3	4	5	6	7	8	9	AB	R	H	RBI	BB	SO	LOB
Wayne Garrett, L (1, 5) OBP: 0.302, SLG: 0.319	G4-6-3 1B		F7	P4		BB		F9 1-2		4	0	1	0	1	0	1
Jerry Grote, R (1, 2) OBP: 0.353, SLG: 0.376	G4-6-3 1-2f		BB 1B 1B 1B		1B 1B	P4			F7	4	1	1	0	1	0	3
John Milner, L (1, 3) OBP: 0.330, SLG: 0.415	1B 1B		1B 1B 1-2		P4		HR		3-1	5	2	3	1	0	0	1
Rusty Staub, L (1, 9) OBP: 0.347, SLG: 0.423	1-2 1B		1B 1-2 2-3 1B		F9		F8		6-3	5	0	2	0	0	0	1
Ed Kranepool, L (1, 7) OBP: 0.456, SLG: 0.513 Dave Schneck, L (7, 7) OBP: 0.258, SLG: 0.329	4-3		1-3 2-H 3-H 1B		1-3 1B		3-1			4 0	0 0	2 0	2 0	0 0	0 0	2 0
Ken Boswell, L (1, 4) OBP: 0.273, SLG: 0.282		K	IBB	4-1			K			3	0	0	0	1	2	2
Don Hahn, R (1, 8) OBP: 0.364, SLG: 0.424		G5-4-3 1B	1-3			6-3 2B		FC1-4 1B		4	0	3	0	0	0	3
Ted Martinez, R (1, 6) OBP: 0.237, SLG: 0.286		G5-4-3 1-2f		6-3		6-3 2-3		FC1-4 1-2f S		4	0	0	0	0	0	3
Tom Seaver, R (1, 1) OBP: 0.196, SLG: 0.075			4-3	K		K		K		4	0	0	0	0	3	2
Inning Stats	R: 0 E: 0 K: 0 S: 5 H: 3 LOB: 2 BB: 0 P: 5	R: 0 E: 0 K: 1 S: 5 H: 1 LOB: 0 BB: 0 P: 5	R: 2 E: 0 K: 0 S: 6 H: 3 LOB: 3 BB: 2 P: 14	R: 0 E: 0 K: 1 S: 5 H: 0 LOB: 0 BB: 0 P: 5	R: 0 E: 0 K: 0 S: 5 H: 2 LOB: 2 BB: 0 P: 5	R: 0 E: 0 K: 1 S: 6 H: 1 LOB: 2 BB: 1 P: 10	R: 1 E: 0 K: 1 S: 6 H: 1 LOB: 0 BB: 0 P: 6	R: 0 E: 0 K: 1 S: 6 H: 1 LOB: 1 BB: 0 P: 6	R: 0 E: 0 K: 0 S: 3 H: 0 LOB: 0 BB: 0 P: 3	1B: 10 2B: 1 3B: 0 HR: 1 SF: 0 SAC: 0 DP: 2 HBP: 0						

PITCHER		IP	WLS	BF	H	R	ER	SO	BB	IBB	HBP	BLK	WP	HR	S	P	ERA	WHIP
Lynn McGlothen, R ERA: 2.92	(1, 1)	8.0	L	37	12	3	3	5	2	1	0	0	0	1	44	56	3.38	1.750
Al Hrabosky, L ERA: 4.5	(9, 1)	1.0		3	0	0	0	0	0	0	0	0	0	0	3	3	0.00	0.000

PITCHER	IP	WLS	BF	H	R	ER	SO	BB	IBB	HBP	BLK	WP	HR	S	P	ERA	WHIP

TOP

New York Mets @ St. Louis Cardinals

Busch Stadium, St. Louis, MO

Fri Jul 26 1974, 7:05 PM CDT

Att. 20,783 - Unknown

livebaseballscorecards.com

AB	37
R	3
H	12
RBI	3
BB	3
SO	5
LOB	18

Batter	1	2	3	4	5	6	7	8	9	AB	R	H	RBI	BB	SO	LOB
Lou Brock, L (1, 7) OBP: 0.373, SLG: 0.409	F9		FC5-2 S 3-H			S 1B		5-3		4	0	1	0	0	0	1
Al Hrabosky, R (9, 1) OBP: 0.333, SLG: 0.333										0	0	0	0	0	0	0
Ted Sizemore, R (1, 4) OBP: 0.340, SLG: 0.315	P4		6-3 1-2			6-3 1-2			P5	4	0	0	0	0	0	2
Bake McBride, L (1, 8) OBP: 0.354, SLG: 0.386	BB			P6		K			1B	3	0	1	0	1	1	1
Reggie Smith, S (1, 9) OBP: 0.376, SLG: 0.535	G3			3-1			K		P6	4	0	0	0	0	1	2
Ted Simmons, S (1, 2) OBP: 0.308, SLG: 0.429		5-3		3-1			F9		P6	4	0	0	0	0	0	1
Joe Torre, R (1, 3) OBP: 0.381, SLG: 0.416		F8			F9		1B			3	0	1	0	0	0	0
Ken Reitz, R (1, 5) OBP: 0.313, SLG: 0.376		K			F9		F9			3	0	0	0	0	1	1
Mike Tyson, R (1, 6) OBP: 0.242, SLG: 0.260			FC5-2 3B		P4			K		2	0	1	0	0	0	0
Jim Dwyer, L (8, PH) OBP: 0.383, SLG: 0.463 (9, 7)										1	0	0	0	0	1	0
Lynn McGlothen, L (1, 1) OBP: 0.264, SLG: 0.269			G3			3-1		K		2	0	0	0	0	0	1
Jose Cruz, L (8, PH) OBP: 0.326, SLG: 0.426										1	0	0	0	0	1	0
Jerry Davanon, R (9, 6) OBP: 0.318, SLG: 0.263										0	0	0	0	0	0	0
Inning Stats	R: 0 E: 0 K: 0 S: 3 H: 0 LOB: 1 BB: 1 P: 7	R: 0 E: 0 K: 1 S: 5 H: 0 LOB: 0 BB: 0 P: 5	R: 0 E: 0 K: 0 S: 4 H: 1 LOB: 1 BB: 0 P: 4	R: 0 E: 0 K: 0 S: 3 H: 0 LOB: 0 BB: 0 P: 3	R: 0 E: 0 K: 0 S: 3 H: 0 LOB: 0 BB: 0 P: 3	R: 0 E: 0 K: 1 S: 6 H: 1 LOB: 1 BB: 0 P: 6	R: 0 E: 0 K: 1 S: 6 H: 1 LOB: 1 BB: 0 P: 6	R: 0 E: 0 K: 2 S: 7 H: 0 LOB: 0 BB: 0 P: 7	R: 0 E: 0 K: 0 S: 4 H: 1 LOB: 1 BB: 0 P: 4	1B: 3 2B: 0 3B: 1 HR: 0	SF: 0 SAC: 0 DP: 0 HBP: 0						

PITCHER	IP	WLS	BF	H	R	ER	SO	BB	IBB	HBP	BLK	WP	HR	S	P	ERA	WHIP
Tom Seaver, R (1, 1) ERA: 3.09	9.0	W	32	4	0	0	5	1	0	0	0	0	0	41	45	0.00	0.556

PITCHER	IP	WLS	BF	H	R	ER	SO	BB	IBB	HBP	BLK	WP	HR	S	P	ERA	WHIP

BOTTOM

New York Mets @ St. Louis Cardinals

Busch Stadium, St. Louis, MO

Fri Jul 26 1974, 7:05 PM CDT

Att. 20,783 - Unknown

livebaseballscorecards.com

AB	31
R	0
H	4
RBI	0
BB	1
SO	5
LOB	9

PA: 32

WP: 0 PB: 0 SB: 2 CS: 0

Montreal Expos @ New York Mets

Shea Stadium, Flushing, NY

Sat Jul 27 1974, 7:05 PM EDT

Att. 32,565 - Unknown

TOP

livebaseballscorecards.com

Batter	1	2	3	4	5	6	7	8	9	AB	R	H	RBI	BB	SO	LOB
Ron Hunt, R (1, 5) OBP: 0.388, SLG: 0.311	6-3		K			F8		SF9 E 1B 1-2 2-3 3-H 1B		4	1	1	1	0	1	0
Larry Lintz, S (1, 4) OBP: 0.330, SLG: 0.280	1-3		G3			F8		E6 1B 1-2 2-3 3-H		4	0	0	1	0	0	2
Willie Davis, L (1, 8) OBP: 0.337, SLG: 0.426	E 2B			K			K	SF9 2-3 3-H		3	1	1	1	0	2	0
Bob Bailey, R (1, 7) OBP: 0.397, SLG: 0.444	E6 FC6-4 2-H			K			L4	1B 1-2 3-H		4	0	1	1	0	1	0
Ron Fairly, L (1, 3) OBP: 0.377, SLG: 0.430	FC6-4 1-2f			3-1			F8	F8		4	0	0	0	0	0	3
Dale Murray, R (8, 1)										0	0	0	0	0	0	0
Ken Singleton, S (1, 9) OBP: 0.387, SLG: 0.371		4-3			G3			FC3-6 BB	6-3	3	0	0	0	1	0	0
Bob Stinson, S (1, 2) OBP: 0.333, SLG: 0.295		F9			6-3			FC3-6 PB HBP 1B 1-2f	K	4	1	0	0	0	1	1
Tim Foli, R (1, 6) OBP: 0.286, SLG: 0.276		F8			1-3			1B PB E HBP 1-2	1B	3	1	1	0	0	0	0
Mike Torrez, R (1, 1) OBP: 0.100, SLG: 0.077			F7			L5		E 1B SF9 BB 1-2 2-3	4-3	1	0	0	0	0	0	0
Boots Day, L (6, PH) OBP: 0.242, SLG: 0.197										1	0	0	0	0	0	0
Donald DeMola, R (6, 1)										0	0	0	0	0	0	0
John Montague, R (7, 1) OBP: 0.273, SLG: 0.111										0	0	0	0	0	0	0
Mike Jorgensen, L (8, PH) OBP: 0.418, SLG: 0.488										1	1	0	0	1	0	1
(8, 3)																

Inning Stats	1	2	3	4	5	6	7	8	9
	R: 1 E: 1 K: 0 S: 5	R: 0 E: 0 K: 0 S: 3	R: 0 E: 0 K: 1 S: 5	R: 0 E: 0 K: 2 S: 7	R: 0 E: 0 K: 3 S: 3	R: 0 E: 0 K: 0 S: 3	R: 0 E: 0 K: 1 S: 5	R: 4 E: 1 K: 0 S: 6	R: 0 E: 0 K: 1 S: 6
	H: 1 LOB: 1 BB: 0 P: 5	H: 0 LOB: 0 BB: 0 P: 3	H: 0 LOB: 0 BB: 0 P: 5	H: 0 LOB: 0 BB: 0 P: 7	H: 0 LOB: 0 BB: 0 P: 3	H: 0 LOB: 0 BB: 0 P: 3	H: 0 LOB: 0 BB: 0 P: 5	H: 2 LOB: 2 BB: 2 P: 15	H: 1 LOB: 1 BB: 0 P: 6

1B: 3	SF: 1
2B: 1	SAC: 0
3B: 0	DP: 0
HR: 0	HBP: 1
WP: 0	PA: 36
PB: 1	
SB: 0	
CS: 0	

AB	32
R	5
H	4
RBI	4
BB	2
SO	5
LOB	7

PITCHER		IP	WLS	BF	H	R	ER	SO	BB	IBB	HBP	BLK	WP	HR	S	P	ERA	WHIP
Bob Apodaca, R ERA: 4.83	(1, 1)	7.1	W	28	2	5	2	4	2	0	1	0	0	0	33	42	2.46	0.545
Jack Aker, R ERA: 2.95	(8, 1)	1.2		8	2	0	0	1	0	0	0	0	0	0	10	10	0.00	1.200

PITCHER		IP	WLS	BF	H	R	ER	SO	BB	IBB	HBP	BLK	WP	HR	S	P	ERA	WHIP

Montreal Expos @ New York Mets

Shea Stadium, Flushing, NY

Sat Jul 27 1974, 7:05 PM EDT

Att. 32,565 - Unknown

BOTTOM

Batter	1	2	3	4	5	6	7	8	9	AB	R	H	RBI	BB	SO	LOB
Wayne Garrett, L (1, 5) OBP: 0.299, SLG: 0.315	P6	P6		FC6 1-2f		SH2-4 1-2	E3 FC6-4 1-2 3-H			4	0	0	0	0	0	3
Jerry Grote, R (1, 2) OBP: 0.350, SLG: 0.371	BB 1B BB	6-3		SF8 3-H		G3 2-3	FC6-4 1-2f			3	1	0	1	1	0	3
John Milner, L (1, 3) OBP: 0.328, SLG: 0.415	K		1B 2B	P4		K		4-3		5	1	1	0	0	2	3
Rusty Staub, L (1, 9) OBP: 0.353, SLG: 0.435	1B 1B 1-2 BB		P6		HR		1B 2B 1B	3-1 1B		4	3	3	1	1	0	1
Ed Kranepool, L (1, 7) OBP: 0.468, SLG: 0.524 Dave Schneck, L (7, PR) OBP: 0.257, SLG: 0.327 (8, 7)	1B BB 1-3 2-H 1B		2-H 1B		4-3		2B SF9 1-2 1B	3-1 1-2		4 1	0 1	3 1	2 0	0 0	0 0	0 1
Ken Boswell, L (1, 4) OBP: 0.278, SLG: 0.289 Bud Harrelson, S (9, 6) OBP: 0.400, SLG: 0.299	1B 1-2 BB	F8	F8		F8		SF9 E 1-3 2-H 2B	4-3		4 0	1 0	1 0	1 0	1 0	0 0	2 0
Don Hahn, R (1, 8) OBP: 0.372, SLG: 0.425	1-2 2-3 3-H 1B	5-3			BB		E BB			2	0	1	1	2	0	1
Ted Martinez, R (1, 6) OBP: 0.237, SLG: 0.291 (9, 4)	K			E SF8 2B	F7		F8			4	1	1	0	0	1	7
Bob Apodaca, R (1, 1) Jack Aker, R (8, 1) OBP: 0.500, SLG: 1.000		5-3		E5 FC6 2-3		G3 SH2-4 BB	SF9 2-3 3-H			2 0	0 0	0 0	1 0	1 0	0 0	1 0
Inning Stats	R: 2 E: 0 K: 2 S: 9 H: 2 LOB: 3 BB: 3 P: 21	R: 0 E: 0 K: 0 S: 3 H: 0 LOB: 0 BB: 0 P: 3	R: 1 E: 0 K: 0 S: 5 H: 2 LOB: 1 BB: 0 P: 5	R: 1 E: 1 K: 0 S: 5 H: 1 LOB: 1 BB: 0 P: 5	R: 1 E: 0 K: 0 S: 4 H: 1 LOB: 1 BB: 1 P: 8	R: 0 E: 0 K: 1 S: 5 H: 0 LOB: 1 BB: 1 P: 9	R: 3 E: 1 K: 0 S: 7 H: 3 LOB: 2 BB: 1 P: 11	R: 0 E: 0 K: 0 S: 4 H: 1 LOB: 1 BB: 0 P: 4		1B: 6 2B: 3 3B: 0 HR: 1 SF: 2 SAC: 1 DP: 0 HBP: 0				WP: 0 PB: 0 SB: 0 CS: 0 PA: 42		

livebaseballscorecards.com

	AB	33
	R	8
	H	10
	RBI	7
	BB	6
	SO	3
	LOB	22

PITCHER		IP	WLS	BF	H	R	ER	SO	BB	IBB	HBP	BLK	WP	HR	S	P	ERA	WHIP
Mike Torrez, R ERA: 4.42	(1, 1)	5.0	L	26	6	5	4	2	4	0	0	0	0	1	26	42	7.20	2.000
Donald DeMola, R ERA: 2.65	(6, 1)	1.0		8	3	3	2	1	2	0	0	0	0	0	8	16	18.00	5.000
John Montague, R ERA: 2.29	(7, 1)	1.0		4	0	0	0	0	0	0	0	0	0	0	4	4	0.00	0.000
Dale Murray, R ERA: 2.25	(8, 1)	1.0		4	1	0	0	0	0	0	0	0	0	0	4	4	0.00	1.000

PITCHER	IP	WLS	BF	H	R	ER	SO	BB	IBB	HBP	BLK	WP	HR	S	P	ERA	WHIP

Batter	1	2	3	4	5	6	7	8	9	AB	R	H	RBI	BB	SO	LOB
Larry Lintz, S (1, 4) OBP: 0.330, SLG: 0.280	2-3		WP S 1B			F8		F8		3	0	1	0	0	0	0
Jose Morales, R (8, PH) OBP: 0.364, SLG: 0.636										1	0	0	0	0	0	0
Pepe Frias, R (8, 4) OBP: 0.276, SLG: 0.305										0	0	0	0	0	0	0
Willie Davis, L (1, 8) OBP: 0.334, SLG: 0.422	F9		K 1-2			F7		K		4	0	0	0	0	2	1
Ken Singleton, S (1, 9) OBP: 0.385, SLG: 0.368	K		K 2-3			BB			F8	3	0	0	0	1	2	1
Mike Jorgensen, L (1, 7) OBP: 0.414, SLG: 0.488		1B 2B		F9		F8			F8	4	1	1	0	0	0	1
Bob Bailey, R (1, 5) OBP: 0.398, SLG: 0.444		FC5-4 2-H 1B		G1-6-3 1B			K		P4	4	0	2	1	0	1	0
Ron Fairly, L (1, 3) OBP: 0.376, SLG: 0.429		F3		G1-6-3 1-2f			G5-3 1B			3	0	1	0	0	0	2
Barry Foote, R (1, 2) OBP: 0.303, SLG: 0.362		FC5-4 1-2f S			F7		1-2 1B			3	0	1	0	0	0	1
Tim Foli, R (1, 6) OBP: 0.283, SLG: 0.273		K 1-2			F8		G5-3 2-3f			3	0	0	0	0	1	3
Ernie McAnally, R (1, 1) OBP: 0.143, SLG: 0.122			K		P4			5-3		3	0	0	0	0	1	0
John Montague, R (8, 1) OBP: 0.273, SLG: 0.111										0	0	0	0	0	0	0
Inning Stats	R: 0 E: 0 K: 1 S: 5 H: 0 LOB: 0 BB: 0 P: 5	R: 1 E: 0 K: 1 S: 7 H: 2 LOB: 1 BB: 0 P: 7	R: 0 E: 0 K: 3 S: 10 H: 1 LOB: 1 BB: 0 P: 10	R: 0 E: 0 K: 0 S: 3 H: 1 LOB: 0 BB: 0 P: 3	R: 0 E: 0 K: 0 S: 3 H: 0 LOB: 0 BB: 0 P: 3	R: 0 E: 0 K: 0 S: 3 H: 0 LOB: 1 BB: 1 P: 7	R: 0 E: 0 K: 1 S: 6 H: 2 LOB: 1 BB: 0 P: 6	R: 0 E: 0 K: 1 S: 5 H: 0 LOB: 0 BB: 0 P: 5	R: 0 E: 0 K: 0 S: 3 H: 0 LOB: 0 BB: 0 P: 3	1B: 5 2B: 1 3B: 0 HR: 0	SF: 0 SAC: 0 DP: 2 HBP: 0						

TOP

Montreal Expos @ New York Mets

Shea Stadium, Flushing, NY

Sun Jul 28 1974, 3:33 AM EDT

Att. 26,306 - Unknown

livebaseballscorecards.com

AB	31
R	1
H	6
RBI	1
BB	1
SO	7
LOB	9

WP: 1 PB: 0 SB: 2 CS: 0 PA: 32

PITCHER		IP	WLS	BF	H	R	ER	SO	BB	IBB	HBP	BLK	WP	HR	S	P	ERA	WHIP
Harry Parker, R ERA: 3.07	(1, 1)	7.0		26	6	1	1	6	1	0	0	0	1	0	37	41	1.29	1.000
Tug McGraw, L ERA: 5.25	(8, 1)	2.0	W	6	0	0	0	1	0	0	0	0	0	0	8	8	0.00	0.000

PITCHER		IP	WLS	BF	H	R	ER	SO	BB	IBB	HBP	BLK	WP	HR	S	P	ERA	WHIP

Batter	1	2	3	4	5	6	7	8	9	AB	R	H	RBI	BB	SO	LOB
Wayne Garrett, L (1, 5) OBP: 0.304, SLG: 0.318	F9		SH1-3 1B	BB 1-2 2-3 3-H			6-3 1B			3	0	2	0	1	0	0
Jerry Grote, R (1, 2) OBP: 0.346, SLG: 0.367	G3		SH1-3 1-2	FC5 2-3f			6-3 1-2f			3	0	0	0	0	0	4
John Milner, L (1, 3) OBP: 0.327, SLG: 0.411	4-3		E4		P3			FC4-6 BB		3	0	0	0	1	0	1
Rusty Staub, L (1, 9) OBP: 0.349, SLG: 0.431 Bud Harrelson, S (8, PR) OBP: 0.400, SLG: 0.299 (9, 6)		3-1	K		F8			FC4-6 1B 1-2f 2B		4 0	0 1	0 0	0 0	0 0	1 0	3 0
Ed Kranepool, L (1, 7) OBP: 0.469, SLG: 0.517 Cleon Jones, R (8, PR) OBP: 0.339, SLG: 0.412 (9, 7)		BB 1B 1B	L7		4-3			2B 1-3 1B		3 0	1 1	1 0	0 0	1 0	0 0	2 0
Ken Boswell, L (1, 4) OBP: 0.291, SLG: 0.304 Dave Schneck, L (9, 9) OBP: 0.257, SLG: 0.327		1B 1-2 1B		1B 4-3 CS BB		F8		1B 1-3 3-H 2B		3 0	1 0	2 0	1 0	1 0	0 0	0 0
Don Hahn, R (1, 8) OBP: 0.370, SLG: 0.417		K		4-3 1-2		F9		1B IBB		3	0	0	0	1	1	3
Ted Martinez, R (1, 6) OBP: 0.247, SLG: 0.301 (9, 4)		1B 1-2 2-H		BB 1B 2-3		K		1B 1-3 2-H 3-H		4	0	3	3	0	1	0
Harry Parker, R (1, 1) Ron Hodges, L (7, PH) OBP: 0.367, SLG: 0.449 Tug McGraw, R (8, 1)		1-3		BB FC5			K	K		1 1 1	0 0 0	0 0 0	0 0 0	1 0 1	0 1 2	2 0 2
Inning Stats	R: 0 E: 0 K: 0 S: 3 H: 0 LOB: 0 BB: 0 P: 3	R: 1 E: 0 K: 1 S: 7 H: 2 LOB: 2 BB: 1 P: 11	R: 0 E: 1 K: 1 S: 7 H: 1 LOB: 2 BB: 0 P: 7	R: 0 E: 0 K: 0 S: 3 H: 1 LOB: 3 BB: 3 P: 15	R: 0 E: 0 K: 0 S: 3 H: 0 LOB: 0 BB: 0 P: 3	R: 0 E: 0 K: 1 S: 5 H: 0 LOB: 0 BB: 0 P: 5	R: 0 E: 0 K: 1 S: 5 H: 1 LOB: 0 BB: 0 P: 5	R: 3 E: 0 K: 1 S: 7 H: 3 LOB: 2 BB: 2 P: 15		1B: 7 2B: 2 3B: 0 HR: 0 SF: 0 SAC: 1 DP: 1 HBP: 0						

PITCHER	IP	WLS	BF	H	R	ER	SO	BB	IBB	HBP	BLK	WP	HR	S	P	ERA	WHIP
Ernie McAnally, R (1, 1) ERA: 4.05	7.1	L	33	7	4	4	4	5	0	0	0	0	0	36	56	4.91	1.636
John Montague, R (8, 1) ERA: 2.26	0.2		3	1	0	0	1	0	1	0	0	0	0	4	8	0.00	1.500

PITCHER	IP	WLS	BF	H	R	ER	SO	BB	IBB	HBP	BLK	WP	HR	S	P	ERA	WHIP

BOTTOM

Montreal Expos @ New York Mets

Shea Stadium, Flushing, NY

Sun Jul 28 1974, 3:33 AM EDT

Att. 26,306 - Unknown

livebaseballscorecards.com

AB	29
R	4
H	8
RBI	4
BB	6
SO	5
LOB	17

Batter	1	2	3	4	5	6	7	8	9	AB	R	H	RBI	BB	SO	LOB
Ron Hunt, R (1, 5) OBP: 0.386, SLG: 0.306	0-0 ① 6-3		0-0 ① 4-3	0-0 ① 6-3		BBBB 4-0 SH1-4 1B BB		0-0 ② P4		4	0	0	0	1	0	0
Tim Foli, R (1, 6) OBP: 0.283, SLG: 0.273	0-0 1B		0-0 ② F7	0-0 ② 5-3		0-0 ① SH1-4 1-2		0-0 ③ F9		4	0	1	0	0	0	0
Bob Bailey, R (1, 7) OBP: 0.401, SLG: 0.445 Larry Lintz, S (9, PR) OBP: 0.330, SLG: 0.280	0-0 ② F3		0-0 HR 1B	0-0 1B		0-0 ② 5-3			BBBB 4-0 FC4-6 BB	4 0	1 0	2 0	0 0	1 0	0 0	2 0
Hal Breeden, R (1, 3) OBP: 0.329, SLG: 0.375 Mike Jorgensen, L (6, PH) OBP: 0.415, SLG: 0.488 (6, 3)	0-0 ③ 5-3		0-0 1-H HR	SSS 0-3 ③ K		0-0 ③ 2-H 1B			0-0 ① FC4-6 G3-6-3 1-2f	3 2	1 0	1 1	2 0	0 0	1 0	2 1
Ron Woods, R (1, 8) OBP: 0.313, SLG: 0.222 Willie Davis, L (9, PH) OBP: 0.333, SLG: 0.421		0-0 CS 1B	0-0 1B 2B 1B		0-0 ① F8		0-0 ① 6-3		0-0 ②③ G3-6-3 1-2f	4 1	1 0	2 0	0 0	0 0	0 0	0 1
Ken Singleton, S (1, 9) OBP: 0.389, SLG: 0.374		BBBB 4-0 ① 1B 1-2 BB	0-0 2B 1-2 1B		0-0 ② 3-1		0-0 ② 2B			3	0	2	0	1	0	0
Barry Foote, R (1, 2) OBP: 0.313, SLG: 0.381		0-0 1-2 1B	0-0 1-3 2-H 2B		0-0 2B		0-0 1B			4	0	4	1	0	0	0
Pepe Frias, R (1, 4) OBP: 0.286, SLG: 0.298		0-0 ② F8	4-0 IBB		4-0 IBB		0-0 ③ F9			2	0	0	0	2	0	3
Steve Rogers, R (1, 1) OBP: 0.222, SLG: 0.169 Chuck Taylor, R (8, 1) OBP: 0.333, SLG: 0.500		0-0 ③ G3	0-0 ③ F9		0-0 ③ 5-3			0-0 ① F8		4 0	0 0	0 0	0 0	0 0	0 0	7 0
Inning Stats	R: 0 E: 0 K: 0 S: 4 H: 1 LOB: 1 BB: 0 P: 4	R: 0 E: 0 K: 0 S: 4 H: 2 LOB: 2 BB: 1 P: 8	R: 3 E: 0 K: 0 S: 8 H: 5 LOB: 3 BB: 1 P: 12	R: 0 E: 0 K: 1 S: 6 H: 1 LOB: 1 BB: 0 P: 6	R: 0 E: 0 K: 0 S: 4 H: 1 LOB: 2 BB: 1 P: 8	R: 0 E: 0 K: 0 S: 3 H: 1 LOB: 2 BB: 1 P: 7	R: 0 E: 0 K: 0 S: 4 H: 2 LOB: 1 BB: 0 P: 4	R: 0 E: 0 K: 0 S: 3 H: 0 LOB: 0 BB: 0 P: 3	R: 0 E: 0 K: 0 S: 2 H: 0 LOB: 1 BB: 1 P: 6	1B: 9 2B: 3 3B: 0 HR: 1	SF: 0 SAC: 1 DP: 1 HBP: 0						

TOP

Montreal Expos @ New York Mets

Shea Stadium, Flushing, NY

Mon Jul 29 1974, 3:33 AM EDT

Att. 17,343 - Unknown

livebaseballscorecards.com

AB	35
R	3
H	13
RBI	3
BB	5
SO	1
LOB	16

WP: 0 PB: 0 SB: 0 CS: 1 PA: 41

PITCHER		IP	WLS	BF	H	R	ER	SO	BB	IBB	HBP	BLK	WP	HR	S	P	ERA	WHIP
George Stone, L ERA: 5.09	(1, 1)	2.2		16	8	3	3	0	1	0	0	0	0	1	15	19	10.12	3.375
Bob Miller, R ERA: 3.5	(3, 1)	4.1		19	5	0	0	1	1	2	0	0	0	0	18	30	0.00	1.385
Jack Aker, R ERA: 2.79	(8, 1)	2.0	W	6	0	0	0	0	1	0	0	0	0	0	5	9	0.00	0.500

PITCHER		IP	WLS	BF	H	R	ER	SO	BB	IBB	HBP	BLK	WP	HR	S	P	ERA	WHIP

Montreal Expos @ New York Mets

Shea Stadium, Flushing, NY

Mon Jul 29 1974, 3:33 AM EDT

Att. 17,343 - Unknown

BOTTOM

livebaseballscorecards.com

Batter	1	2	3	4	5	6	7	8	9	AB	R	H	RBI	BB	SO	LOB
Wayne Garrett, L (1, 5) OBP: 0.303, SLG: 0.315	3-1		G3		CS BB		G3			3	0	0	0	1	0	1
Jerry Grote, R (1, 2) OBP: 0.352, SLG: 0.368	HBP		F8		G4-6-3 BB			HR 1B		2	0	1	0	1	0	0
Bud Harrelson, S (8, PR) OBP: 0.400, SLG: 0.299 (9, 6)										0	1	0	0	0	0	0
John Milner, L (1, 3) OBP: 0.329, SLG: 0.419	K			FC4-6 E BB	G4-6-3			1-H HR		3	2	1	2	1	1	2
Rusty Staub, L (1, 9) OBP: 0.351, SLG: 0.430	2-3			FC4-6 BB		F8		1B		3	0	1	0	1	0	1
Dave Schneck, L (9, 9) OBP: 0.257, SLG: 0.327										0	0	0	0	0	0	0
Ed Kranepool, L (1, 7) OBP: 0.451, SLG: 0.495		K		P5		4-3		F8		4	0	0	0	0	1	3
George Theodore, R (9, 7) OBP: 0.269, SLG: 0.255										0	0	0	0	0	0	0
Ken Boswell, L (1, 4) OBP: 0.289, SLG: 0.303		1B		FC4-6 E 2B		4-3		L9		4	1	1	0	0	0	3
Duffy Dyer, R (9, 2) OBP: 0.286, SLG: 0.107										0	0	0	0	0	0	0
Don Hahn, R (1, 8) OBP: 0.369, SLG: 0.416		P4		E5			SH3			3	0	1	0	0	0	2
Ted Martinez, R (1, 6) OBP: 0.250, SLG: 0.308 (9, 4)		F8					SH3			2	0	1	1	0	0	1
George Stone, L (1, 1) OBP: 0.148, SLG: 0.115			6-3	P4			6-3			0	0	0	0	0	0	0
Bob Miller, R (3, 1) OBP: 0.125, SLG: 0.250										2	0	0	0	0	0	2
Cleon Jones, R (7, PH) OBP: 0.338, SLG: 0.411										1	0	0	0	0	0	1
Jack Aker, R (8, 1) OBP: 0.500, SLG: 1.000										0	0	0	0	0	0	0
Inning Stats	R: 0 E: 0 K: 1 S: 5 / H: 0 LOB: 1 BB: 0 P: 6	R: 0 E: 0 K: 1 S: 6 / H: 1 LOB: 1 BB: 0 P: 6	R: 0 E: 0 K: 0 S: 3 / H: 0 LOB: 0 BB: 0 P: 3	R: 2 E: 1 K: 0 S: 5 / H: 1 LOB: 2 BB: 2 P: 13	R: 0 E: 0 K: 0 S: 1 / H: 0 LOB: 0 BB: 2 P: 9	R: 0 E: 0 K: 0 S: 3 / H: 0 LOB: 0 BB: 0 P: 3	R: 0 E: 0 K: 0 S: 4 / H: 1 LOB: 1 BB: 0 P: 4	R: 2 E: 0 K: 0 S: 5 / H: 3 LOB: 1 BB: 0 P: 5		1B: 4 2B: 1 3B: 0 HR: 1	SF: 0 SAC: 1 DP: 1 HBP: 1						

AB	27	
R	4	
H	6	
RBI	3	
BB	4	
SO	2	
LOB	16	

WP: 0 PB: 0 SB: 0 CS: 1 PA: 33

PITCHER		IP	WLS	BF	H	R	ER	SO	BB	IBB	HBP	BLK	WP	HR	S	P	ERA	WHIP
Steve Rogers, R ERA: 4.48	(1, 1)	7.0	L	30	5	4	2	2	4	0	1	0	0	1	29	46	2.57	1.286
Chuck Taylor, R ERA: 2.3	(8, 1)	1.0		3	1	0	0	0	0	0	0	0	0	0	3	3	0.00	1.000

PITCHER	IP	WLS	BF	H	R	ER	SO	BB	IBB	HBP	BLK	WP	HR	S	P	ERA	WHIP

Pittsburgh Pirates @ New York Mets

Shea Stadium, Flushing, NY

Tue Jul 30 1974, 7:05 PM EDT

Unknown

TOP

livebaseballscorecards.com

Batter	1	2	3	4	5	6	7	8	9	AB	R	H	RBI	BB	SO	LOB
Rennie Stennett, R (1, 4) OBP: 0.300, SLG: 0.346	6-3	E7 1B; 1-H 2-H		F2 1B; 1-2 2-3 3-H		FC4-6 1B; 1-2f			F9	5	0	1	1	0	0	4
Gene Clines, R (1, 8) OBP: 0.315, SLG: 0.265	L6-3	L4-3		L5-3 2-3 3-H			L6-3		F9 1B; 1-2 1B	5	0	1	1	0	0	2
Al Oliver, L (1, 3) OBP: 0.324, SLG: 0.456	4-3		S S S K 1B	6-3			F8		1-2 2-3 1B	5	0	1	0	0	1	1
Willie Stargell, L (1, 7) OBP: 0.404, SLG: 0.566		F8 1B	3-1		S S S K 1B		F8 1B		S S S K	5	0	1	0	0	2	3
Richie Zisk, R (1, 9) OBP: 0.392, SLG: 0.489		BB 1B 1B	B B B 1B BB		G3		F4		4-3	4	1	1	0	1	0	4
Manny Sanguillen, R (1, 2) OBP: 0.305, SLG: 0.375		B B B 4-0 1B SF9; 1-2 BB	1-3 1B		P4			CS 1B		3	1	2	0	1	0	0
Richie Hebner, L (1, 5) OBP: 0.359, SLG: 0.482		BB 1B; 1-3 2-H 1B		SH 1B WP 1B		G3		S S S K; 1-2		4	2	2	1	0	1	1
Mario Mendoza, R (1, 6) OBP: 0.283, SLG: 0.281		SF9; 3-H		WP SH L5-3 1B; 1-2		6-3		6-3		3	1	1	1	0	0	0
Jim Rooker, R (1, 1) OBP: 0.316, SLG: 0.333		B B B 4-0 1B E; 1-2 BB		SH L5-3 WP; 1-2 2-3		FC4-6 1B			1B 1B 1B	2	1	2	0	1	0	0

	AB	36
	R	6
	H	12
	RBI	4
	BB	3
	SO	4
	LOB	15

Inning Stats																				
	R: 0	H: 0		R: 4	H: 3		R: 0	H: 1		R: 2	H: 2		R: 0	H: 0		R: 0	H: 1		R: 0	H: 1	
	E: 0	LOB: 0		E: 1	LOB: 1		E: 0	LOB: 2		E: 0	LOB: 1		E: 0	LOB: 0		E: 0	LOB: 1		E: 0	LOB: 1	
	K: 0	BB: 0		K: 0	BB: 2		K: 1	BB: 1		K: 0	BB: 0		K: 1	BB: 0		K: 0	BB: 0		K: 1	BB: 0	
	S: 3	P: 3		S: 6	P: 14		S: 5	P: 9		S: 6	P: 6		S: 5	P: 5		S: 4	P: 4		S: 8	P: 8	

	1B: 12	SF: 1		WP: 1	PA: 41
	2B: 1	SAC: 1		PB: 0	
	3B: 0	DP: 1		SB: 0	
	HR: 0	HBP: 0		CS: 1	

PITCHER		IP	WLS	BF	H	R	ER	SO	BB	IBB	HBP	BLK	WP	HR	S	P	ERA	WHIP
Jon Matlack, L (1, 1) ERA: 2.77		5.0	L	24	6	6	5	2	3	0	0	0	1	0	25	37	9.00	1.800
Jack Aker, R (6, 1) ERA: 2.59		3.0		11	3	0	0	1	0	0	0	0	0	0	13	13	0.00	1.000
George Stone, L (9, 1) ERA: 5.03		1.0		6	3	0	0	1	0	0	0	0	0	0	8	8	0.00	3.000

PITCHER	IP	WLS	BF	H	R	ER	SO	BB	IBB	HBP	BLK	WP	HR	S	P	ERA	WHIP

Pittsburgh Pirates @ New York Mets

Shea Stadium, Flushing, NY

Tue Jul 30 1974, 7:05 PM EDT

Unknown

livebaseballscorecards.com

BOTTOM

Batter	1	2	3	4	5	6	7	8	9	AB	R	H	RBI	BB	SO	LOB
Bud Harrelson, S (1, 6) OBP: 0.402, SLG: 0.296	BBBB 4-0 BB HBP BB		x 0-0 ① 6-3		x 0-0 ③ F2			BBBB 4-0 BB		2	0	0	0	2	0	0
Felix Millan, R (1, 4) OBP: 0.306, SLG: 0.283	H 1-0 BB 1-2 HBP		x 0-0 S 1B			x 0-0 FC6-4 1B		x 0-0 ② P5		3	0	2	0	0	0	1
John Milner, L (1, 3) OBP: 0.325, SLG: 0.414	SSS 0-3 ① K		SSS 0-3 ② K 1-2			x 0-0 ① P6		SSS 0-3 ③ K		4	0	0	0	0	3	5
Cleon Jones, R (1, 9) OBP: 0.334, SLG: 0.406	x 0-0 ② F9		x 0-0 ③ 5-3			x 0-0 ② F8			x 0-0 ① P5	4	0	0	0	0	0	4
Don Hahn, R (1, 8) OBP: 0.372, SLG: 0.414	BBBB 4-0 FC6-4 1-2 2-3 BB			x 0-0 ① 6-3		x 0-0 ③ FC6-4 1-2f			x 0-0 1B 1B	3	0	1	0	1	0	1
George Theodore, R (1, 7) OBP: 0.268, SLG: 0.255	x 0-0 ③ FC6-4 1-2f			SSS 0-3 ② K			x 0-0 ① 5-3		x 0-0 G6-4-3 1-2 1B	4	0	1	0	0	1	3
Ted Martinez, R (1, 5) OBP: 0.250, SLG: 0.307		x 0-0 G5-4-3 1B		x 0-0 ③ 6-3			x 0-0 ② 5-3		x 0-0 ② ③ G6-4-3 1-2f	4	0	1	0	0	0	2
Duffy Dyer, R (1, 2) OBP: 0.263, SLG: 0.097		x 0-0 ① ② G5-4-3 1-2f			x 0-0 ① F8		x 0-0 ③ 5-3			3	0	0	0	0	0	1
Jon Matlack, L (1, 1) OBP: 0.180, SLG: 0.111		x 0-0 ③ 5-3			SSS 0-3 ② K			x 0-0 ① 6-3		1	0	0	0	0	0	0
Ken Boswell, L (5, PH) OBP: 0.288, SLG: 0.301										1	0	0	0	0	1	0
Jack Aker, R (6, 1) OBP: 0.500, SLG: 1.000										0	0	0	0	0	0	0
Jerry Grote, R (8, PH) OBP: 0.351, SLG: 0.366										1	0	0	0	0	0	0
George Stone, L (9, 1) OBP: 0.148, SLG: 0.115										0	0	0	0	0	0	0
Inning Stats	R: 0 E: 0 K: 1 S: 5 H: 0 LOB: 3 BB: 2 P: 14	R: 0 E: 0 K: 0 S: 3 H: 1 LOB: 0 BB: 0 P: 3	R: 0 E: 0 K: 1 S: 6 H: 1 LOB: 1 BB: 0 P: 6	R: 0 E: 0 K: 1 S: 5 H: 0 LOB: 0 BB: 0 P: 5	R: 0 E: 0 K: 1 S: 5 H: 0 LOB: 0 BB: 0 P: 5	R: 0 E: 0 K: 0 S: 4 H: 1 LOB: 1 BB: 0 P: 4	R: 0 E: 0 K: 0 S: 3 H: 0 LOB: 0 BB: 0 P: 3	R: 0 E: 0 K: 1 S: 5 H: 0 LOB: 1 BB: 1 P: 9	R: 0 E: 0 K: 0 S: 4 H: 2 LOB: 1 BB: 0 P: 4	1B: 5 2B: 0 3B: 0 HR: 0	SF: 0 SAC: 0 DP: 2 HBP: 1						

PITCHER	IP	WLS	BF	H	R	ER	SO	BB	IBB	HBP	BLK	WP	HR	S	P	ERA	WHIP
Jim Rooker, L (1, 1) ERA: 3.11	9.0	W	34	5	0	0	5	3	0	1	0	0	0	40	53	0.00	0.889

PITCHER	IP	WLS	BF	H	R	ER	SO	BB	IBB	HBP	BLK	WP	HR	S	P	ERA	WHIP

AB	30
R	0
H	5
RBI	0
BB	3
SO	5
LOB	17

WP: 0 PB: 0 SB: 1 CS: 0 PA: 34

Batter	1	2	3	4	5	6	7	8	9	AB	R	H	RBI	BB	SO	LOB
Rennie Stennett, R (1, 4) OBP: 0.300, SLG: 0.345	L4-6-3 1B		F9		6-3		F9			4	0	1	0	0	0	1
Gene Clines, R (1, 7) OBP: 0.311, SLG: 0.261	L4-6-3 1-2			K	L9			L6		4	0	0	0	0	1	1
Al Oliver, L (1, 8) OBP: 0.326, SLG: 0.455	FC4-6 BB			1B 2B 1B	F3			F7		3	1	1	0	1	0	0
Richie Zisk, R (1, 9) OBP: 0.391, SLG: 0.488	FC4-6 1-2f			1-2 2B 1B		L5		5-3		1	0	0	0	0	0	1
Dave Augustine, R (2, 9) OBP: 0.182, SLG: 0.182										3	1	1	0	0	0	0
Bob Robertson, R (1, 3) OBP: 0.309, SLG: 0.476		5-3		F6		F3			F3	4	0	0	0	0	0	2
Manny Sanguillen, R (1, 2) OBP: 0.307, SLG: 0.379		K		E 1-H 2-H 2B		F8			1B	4	1	2	2	0	1	0
Richie Hebner, L (1, 5) OBP: 0.355, SLG: 0.476		3-1		E9 2-H			F6		G3	4	0	0	0	0	0	0
Mario Mendoza, R (1, 6) OBP: 0.284, SLG: 0.277			K	IBB			6-3			2	0	0	0	1	1	0
Bruce Kison, R (1, 1) OBP: 0.190, SLG: 0.056			6-3	F8			HBP			2	0	0	0	0	0	2
Ramon Hernandez, S (8, 1)										0	0	0	0	0	0	0
Inning Stats	R: 0 E: 0 K: 0 S: 3 H: 1 LOB: 1 BB: 1 P: 7	R: 0 E: 0 K: 1 S: 5 H: 0 LOB: 0 BB: 0 P: 5	R: 0 E: 0 K: 1 S: 5 H: 0 LOB: 0 BB: 0 P: 5	R: 3 E: 1 K: 1 S: 9 H: 3 LOB: 2 BB: 1 P: 13	R: 0 E: 0 K: 0 S: 3 H: 0 LOB: 0 BB: 0 P: 3	R: 0 E: 0 K: 0 S: 3 H: 0 LOB: 0 BB: 0 P: 3	R: 0 E: 0 K: 0 S: 3 H: 0 LOB: 1 BB: 0 P: 4	R: 0 E: 0 K: 0 S: 3 H: 0 LOB: 0 BB: 0 P: 3	R: 0 E: 0 K: 0 S: 3 H: 1 LOB: 0 BB: 0 P: 3	1B: 4 2B: 1 3B: 0 HR: 0	SF: 0 SAC: 0 DP: 1 HBP: 1					

TOP

Pittsburgh Pirates @ New York Mets

Shea Stadium, Flushing, NY

Tue Jul 30 1974, 7:10 PM EDT

Att. 39,246 - Unknown

livebaseballscorecards.com

AB	31
R	3
H	5
RBI	2
BB	2
SO	3
LOB	7

PITCHER	IP	WLS	BF	H	R	ER	SO	BB	IBB	HBP	BLK	WP	HR	S	P	ERA	WHIP
Jerry Koosman, L (1, 1) ERA: 3.29	9.0	W	34	5	3	2	3	1	1	1	0	0	0	37	46	2.00	0.667

PITCHER	IP	WLS	BF	H	R	ER	SO	BB	IBB	HBP	BLK	WP	HR	S	P	ERA	WHIP

Batter	1	2	3	4	5	6	7	8	9	AB	R	H	RBI	BB	SO	LOB
Bud Harrelson, S (1, 6) OBP: 0.395, SLG: 0.290	P3		6-3			6-3		1-3		4	0	0	0	0	0	0
Jerry Grote, R (1, 2) OBP: 0.353, SLG: 0.368	L6		F9			E HR 1B		2B 1B		4	2	2	0	0	0	0
Cleon Jones, R (1, 9) OBP: 0.336, SLG: 0.409	1B HBP			K		E6 HR (1-2)		L9-6 (1-H) 2B		3	1	1	1	0	1	1
Ed Kranepool, L (1, 7) OBP: 0.453, SLG: 0.526 Dave Schneck, L (9, 7) OBP: 0.257, SLG: 0.327	(1-2) 1B			K		(1-H) (2-H) HR		L9-6 (2-3)		4 0	1 0	2 0	3 0	0 0	1 0	1 0
John Milner, L (1, 3) OBP: 0.323, SLG: 0.411	F5			3-1		F8				3	0	0	0	0	0	2
Ken Boswell, L (1, 4) OBP: 0.288, SLG: 0.301 Felix Millan, R (9, 4) OBP: 0.306, SLG: 0.283		L7			4-3	1B				3 0	0 0	1 0	0 0	0 0	0 0	0 0
Wayne Garrett, L (1, 5) OBP: 0.301, SLG: 0.312		K			K		G3			3	0	0	0	0	2	0
Don Hahn, R (1, 8) OBP: 0.371, SLG: 0.413		F2			1B		6-3			3	0	1	0	0	0	0
Jerry Koosman, R (1, 1) OBP: 0.183, SLG: 0.172			F9		F4		K			3	0	0	0	0	1	1
Inning Stats	R: 0 E: 0 K: 0 S: 4 H: 1 LOB: 2 BB: 0 P: 5	R: 0 E: 0 K: 1 S: 5 H: 0 LOB: 0 BB: 0 P: 5	R: 0 E: 0 K: 0 S: 3 H: 0 LOB: 0 BB: 0 P: 3	R: 0 E: 0 K: 2 S: 7 H: 0 LOB: 0 BB: 0 P: 7	R: 0 E: 0 K: 1 S: 6 H: 1 LOB: 1 BB: 0 P: 6	R: 3 E: 1 K: 0 S: 6 H: 3 LOB: 1 BB: 0 P: 6	R: 0 E: 0 K: 1 S: 5 H: 0 LOB: 0 BB: 0 P: 5	R: 1 E: 0 K: 0 S: 4 H: 2 LOB: 0 BB: 0 P: 4		1B: 5 2B: 2 3B: 0 HR: 1 SF: 0 SAC: 0 DP: 1 HBP: 1						

PITCHER		IP	WLS	BF	H	R	ER	SO	BB	IBB	HBP	BLK	WP	HR	S	P	ERA	WHIP
Bruce Kison, R ERA: 3.53	(1, 1)	7.1	L	30	7	4	3	5	0	0	1	0	0	1	39	40	3.68	0.955
Ramon Hernandez, L ERA: 2.11	(8, 1)	0.2		1	0	0	0	0	0	0	0	0	0	0	1	1	0.00	0.000

PITCHER		IP	WLS	BF	H	R	ER	SO	BB	IBB	HBP	BLK	WP	HR	S	P	ERA	WHIP

BOTTOM

Pittsburgh Pirates @ New York Mets

Shea Stadium, Flushing, NY

Tue Jul 30 1974, 7:10 PM EDT

Att. 39,246 - Unknown

livebaseballscorecards.com

AB	30
R	4
H	7
RBI	4
BB	0
SO	5
LOB	5

1B: 5 SF: 0
2B: 2 SAC: 0
3B: 0 DP: 1
HR: 1 HBP: 1

WP: 0 PA: 31
PB: 0
SB: 0
CS: 0

Pittsburgh Pirates @ New York Mets

Shea Stadium, Flushing, NY

Wed Jul 31 1974, 3:33 AM EDT

Att. 23,281 - Unknown

TOP

livebaseballscorecards.com

Batter	1	2	3	4	5	6	7	8	9	AB	R	H	RBI	BB	SO	LOB
Rennie Stennett, R (1, 4) OBP: 0.299, SLG: 0.343	F8	5-3		1B	F7			E5		5	0	1	1	0	0	2
Richie Hebner, L (1, 5) OBP: 0.353, SLG: 0.473	K		1B	F6		4-3		F9		5	0	1	0	0	1	3
Al Oliver, L (1, 8) OBP: 0.326, SLG: 0.459	HR 3B		K		1B 1B	F9		K		5	2	2	0	0	2	2
Willie Stargell, L (1, 7) OBP: 0.402, SLG: 0.570	HR (3-H)		F6		F8	5-3		6-3		5	1	1	2	0	0	3
Dave Parker, L (1, 9) OBP: 0.312, SLG: 0.409	K		K		1B 1B (1-3)		F9		K	5	1	1	0	0	3	1
Manny Sanguillen, R (1, 2) OBP: 0.311, SLG: 0.382		E E 1B		FC4-6 1B	S E 1B (1-3, 3-H)		F9		6-3	5	2	3	1	0	0	0
Ed Kirkpatrick, L (1, 3) OBP: 0.337, SLG: 0.270		E9 1B (1-H)		FC4-6 1B (1-2f)	S 1B (1-2, 3-H)		1B (1-2)		BB	4	2	3	1	1	0	1
Mario Mendoza, R (1, 6) OBP: 0.281, SLG: 0.275		F9		F9	K (1-3, 2-H)			K		5	0	1	0	0	2	4
Dock Ellis, S (1, 1) OBP: 0.366, SLG: 0.286		K		1B (1-2)			K			4	0	2	1	0	2	3
Ramon Hernandez, S (9, 1)										0	0	0	0	0	0	0

Inning Stats	1	2	3	4	5	6	7	8	9
	R: 2 E: 0 K: 2 S: 9	H: 2 LOB: 0 BB: 0 P: 9	R: 1 E: 1 K: 1 S: 7	H: 2 LOB: 1 BB: 0 P: 7	R: 0 E: 0 K: 2 S: 8	H: 1 LOB: 1 BB: 0 P: 8	R: 1 E: 0 K: 0 S: 6	H: 3 LOB: 2 BB: 0 P: 6	R: 4 E: 0 K: 1 S: 10	H: 5 LOB: 1 BB: 0 P: 10	R: 0 E: 0 K: 0 S: 3	H: 0 LOB: 0 BB: 0 P: 3	R: 0 E: 0 K: 1 S: 7	H: 2 LOB: 2 BB: 0 P: 7	R: 0 E: 1 K: 1 S: 6	H: 0 LOB: 1 BB: 0 P: 6	R: 0 E: 0 K: 2 S: 7	H: 0 LOB: 1 BB: 1 P: 11

AB	43
R	8
H	15
RBI	6
BB	1
SO	10
LOB	19

		1B	SF	WP	PA	44
		2B: 0	SAC: 0	PB: 0		
		3B: 1	DP: 0	SB: 3		
		HR: 1	HBP: 0	CS: 0		

PITCHER		IP	WLS	BF	H	R	ER	SO	BB	IBB	HBP	BLK	WP	HR	S	P	ERA	WHIP
Tom Seaver, R ERA: 3.43	(1, 1)	4.1	L	25	12	8	7	5	0	0	0	0	0	1	35	35	14.54	2.769
Bob Miller, R ERA: 3.34	(5, 1)	2.2		11	3	0	0	2	0	0	0	0	0	0	15	15	0.00	1.125
Tug McGraw, L ERA: 4.97	(8, 1)	2.0		8	0	0	0	3	1	0	0	0	0	0	13	17	0.00	0.500

PITCHER	IP	WLS	BF	H	R	ER	SO	BB	IBB	HBP	BLK	WP	HR	S	P	ERA	WHIP

BOTTOM

Batter	1	2	3	4	5	6	7	8	9	AB	R	H	RBI	BB	SO	LOB
Bud Harrelson, S (1, 6) OBP: 0.402, SLG: 0.297	x 0-0 2B 6-3 1B		x 0-0 E S 1B		H 1-0 FC6-4 HBP			x 0-0 ① F8	x 0-0 ③ 6-3	2	1	2	0	0	0	0
Ted Martinez, R (5, PR) OBP: 0.248, SLG: 0.304 (6, 6)										2	0	0	0	0	0	1
Jerry Grote, R (1, 2) OBP: 0.353, SLG: 0.372	x 0-0 1-3 2B		S S S 0-3 ① K 1-3		S S S 0-3 ② K			x 0-0 ② F8		3	0	1	0	0	2	2
Ron Hodges, L (7, 2) OBP: 0.363, SLG: 0.443										1	0	0	0	0	0	0
Cleon Jones, R (1, 9) OBP: 0.332, SLG: 0.404	x 0-0 ① 6-3 3-H		S S S 0-3 ② K		x 0-0 ③ FC6-4 1-2f			x 0-0 E5		4	0	0	1	0	1	3
George Theodore, R (8, PR) OBP: 0.268, SLG: 0.255 (9, 9)										0	0	0	0	0	0	0
Ed Kranepool, L (1, 7) OBP: 0.436, SLG: 0.505	x 0-0 ② 4-3		S S S 0-3 ③ K			x 0-0 ① F7		x 0-0 ③ G3		4	0	0	0	0	1	3
John Milner, L (1, 3) OBP: 0.322, SLG: 0.412	x 0-0 ③ F4			x 0-0 ① L9		S S S 0-3 ② K			x 0-0 2B 2B	4	1	1	0	0	1	1
Ken Boswell, L (1, 4) OBP: 0.294, SLG: 0.309		B B B B 4-0 FC6-4 BB		x 0-0 ② 3-1		x 0-0 ③ 4-3			x 0-0 F9 2B 2-H 2B	3	1	1	1	1	0	0
Wayne Garrett, L (1, 5) OBP: 0.298, SLG: 0.308		x 0-0 ① F6		x 0-0 E1			x 0-0 ① F7		x 0-0 ① F9 2-3	4	0	0	0	0	0	2
Don Hahn, R (1, 8) OBP: 0.369, SLG: 0.415		x 0-0 ② FC6-4 1-2f		x 0-0 ③ 4-3			x 0-0 ② F4		x 0-0 2B 3-H	4	0	1	1	0	0	2
Tom Seaver, R (1, 1) OBP: 0.191, SLG: 0.073	S S S 0-3 ③ K				x 0-0 ① 6-3		x 0-0 ③ 3-1		x 0-0 ② F9	1	0	0	0	0	1	1
Bob Miller, R (5, 1) OBP: 0.111, SLG: 0.222										1	0	0	0	0	0	0
Dave Schneck, L (7, PH) OBP: 0.256, SLG: 0.325										1	0	0	0	0	0	0
Tug McGraw, R (8, 1)										0	0	0	0	0	0	0
Duffy Dyer, R (9, PH) OBP: 0.256, SLG: 0.094										1	0	0	0	0	0	1
Inning Stats	R: 1 H: 2 E: 0 LOB: 1 K: 0 BB: 0 S: 5 P: 5	R: 0 H: 0 E: 0 LOB: 1 K: 1 BB: 1 S: 5 P: 9	R: 0 H: 1 E: 0 LOB: 1 K: 3 BB: 0 S: 10 P: 10	R: 0 H: 0 E: 1 LOB: 1 K: 0 BB: 0 S: 4 P: 4	R: 0 H: 0 E: 0 LOB: 1 K: 1 BB: 0 S: 5 P: 6	R: 0 H: 0 E: 0 LOB: 0 K: 1 BB: 0 S: 5 P: 5	R: 0 H: 0 E: 0 LOB: 0 K: 0 BB: 0 S: 3 P: 3	R: 0 H: 0 E: 1 LOB: 1 K: 0 BB: 0 S: 4 P: 4	R: 2 H: 3 E: 0 LOB: 1 K: 0 BB: 0 S: 6 P: 6	1B: 2 SF: 0 2B: 4 SAC: 0 3B: 0 DP: 0 HR: 0 HBP: 1						PA: 37 WP: 0 PB: 0 SB: 1 CS: 0	

PITCHER		IP	WLS	BF	H	R	ER	SO	BB	IBB	HBP	BLK	WP	HR	S	P	ERA	WHIP
Dock Ellis, R ERA: 3.68	(1, 1)	8.1	W	35	6	3	3	6	1	0	1	0	0	0	45	50	3.24	0.840
Ramon Hernandez, L ERA: 2.08	(9, 1)	0.2		2	0	0	0	0	0	0	0	0	0	0	2	2	0.00	0.000

PITCHER	IP	WLS	BF	H	R	ER	SO	BB	IBB	HBP	BLK	WP	HR	S	P	ERA	WHIP

Pittsburgh Pirates @ New York Mets

Shea Stadium, Flushing, NY

Wed Jul 31 1974, 3:33 AM EDT

Att. 23,281 - Unknown

livebaseballscorecards.com

AB	35
R	3
H	6
RBI	3
BB	1
SO	6
LOB	16

Batter	1	2	3	4	5	6	7	8	9	10	AB	R	H	RBI	BB	SO	LOB
Don Kessinger, S (1, 6) OBP: 0.337, SLG: 0.312	4-3		4-3		L4		1-3		1-3	E 1-2 2-3 3-H BB	5	0	0	1	1	0	0
Chris Ward, L (1, 7) OBP: 0.345, SLG: 0.372	FC5-4 1B		2B 1B		F9		1B		F9	E5 1-3 2-H 3-H 1B	6	1	4	2	0	0	0
Rick Monday, L (1, 8) OBP: 0.380, SLG: 0.471	FC5-4 BB 1-2f 2B		1-H 2B			4-3	P4		FC6-4 1B	IBB	5	1	2	1	1	0	2
Jerry Morales, R (1, 9) OBP: 0.305, SLG: 0.396	2B 1-2 BB		6-3			HR		1B 1B	FC6-4 1-2f	F7	5	2	2	1	1	0	5
Bill Madlock, R (1, 5) OBP: 0.350, SLG: 0.414	1-3 2-H 2B		K			4-1 S 1B		1B 1-2 1B		FC5-4 1B	5	0	4	1	0	1	1
Rick Stelmaszek, L (1, 2) OBP: 0.400, SLG: 0.375 George Mitterwald, R (7, 2) OBP: 0.307, SLG: 0.362	4-3			G3		4-1 1-3		F9		FC5-4 BB 1B 1-2f BB	3 2	0 1	0 0	0 0	0 0	0 0	3 3
Carmen Fanzone, R (1, 3) OBP: 0.254, SLG: 0.276		F9		6-3		BB		1-2 2-H 1B		P6	4	0	1	1	1	0	1
Billy Grabarkewitz, R (1, 4) OBP: 0.321, SLG: 0.286		K		K		5-3		P3		BB BB 1-2 E 1B	5	1	1	0	0	2	4
Steve Stone, R (1, 1) OBP: 0.129, SLG: 0.129 Ken Frailing, L (7, 1) OBP: 0.370, SLG: 0.286 Oscar Zamora, R (7, 1) Jim Tyrone, R (8, PH) OBP: 0.267, SLG: 0.241 Burt Hooton, R (8, 1) OBP: 0.079, SLG: 0.081 Billy Williams, L (10, PH) OBP: 0.390, SLG: 0.454 Bill Bonham, R (10, PR) OBP: 0.140, SLG: 0.143 Tom Dettore, L (10, 1)		F9			F8		G3		K	BB E 1-2 2-3 BB	3 0 0 1 0 0 0 0	0 0 0 0 0 0 1 0	0 0 0 0 0 0 0 0	0 0 0 0 0 0 0 0	0 0 0 0 0 0 0 0	0 0 0 0 1 0 0 0	0 0 0 2 0 0 0 0
Inning Stats	R: 1 E: 0 K: 0 S: 5 H: 2 LOB: 2 BB: 1 P: 9	R: 0 E: 0 K: 1 S: 5 H: 0 LOB: 0 BB: 0 P: 5	R: 1 E: 0 K: 1 S: 7 H: 2 LOB: 1 BB: 0 P: 7	R: 0 E: 0 K: 1 S: 5 H: 0 LOB: 0 BB: 0 P: 5	R: 0 E: 0 K: 0 S: 3 H: 0 LOB: 0 BB: 0 P: 3	R: 1 E: 0 K: 0 S: 5 H: 2 LOB: 2 BB: 1 P: 9	R: 0 E: 0 K: 0 S: 4 H: 1 LOB: 1 BB: 0 P: 4	R: 1 E: 0 K: 1 S: 8 H: 3 LOB: 2 BB: 0 P: 8	R: 0 E: 0 K: 0 S: 4 H: 1 LOB: 1 BB: 0 P: 4	R: 3 E: 1 K: 0 S: 6 H: 3 LOB: 3 BB: 3 P: 18	1B: 11 2B: 2 3B: 0 HR: 1	SF: 0 SAC: 0 DP: 0 HBP: 0	WP: 0 PB: 0 SB: 1 CS: 0	PA: 49				

PITCHER		IP	WLS	BF	H	R	ER	SO	BB	IBB	HBP	BLK	WP	HR	S	P	ERA	WHIP
Bob Apodaca, R ERA: 4.8	(1, 1)	6.0		26	6	3	3	3	2	0	0	0	0	1	30	38	4.50	1.333
Tug McGraw, L ERA: 5.4	(7, 1)	3.2	L	20	7	4	4	1	2	0	0	0	0	0	20	28	9.82	2.455
Bob Miller, R ERA: 3.32	(10, 1)	0.1		3	1	0	0	0	0	1	0	0	0	0	2	6	0.00	3.000

PITCHER	IP	WLS	BF	H	R	ER	SO	BB	IBB	HBP	BLK	WP	HR	S	P	ERA	WHIP

TOP

Chicago Cubs @ New York Mets

Shea Stadium, Flushing, NY

Thu Aug 01 1974, 7:05 PM EDT

Unknown - 80 F

livebaseballscorecards.com

AB	44
R	7
H	14
RBI	7
BB	5
SO	4
LOB	21

Batter	1	2	3	4	5	6	7	8	9	10	AB	R	H	RBI	BB	SO	LOB
Wayne Garrett, L (1, 5) OBP: 0.307, SLG: 0.325	F8 1B 1B	4-0 1-2 BB		0-0 3-H 1B			0-0 HR		0-0 SH5-4 1B		4	1	4	2	1	0	0
Felix Millan, R (1, 4) OBP: 0.308, SLG: 0.289	0-0 S 1-2 1B	0-0 ③ G3		0-0 ② F7			0-0 F8 2B		0-0 ① SH5-4 1-2		4	0	2	0	0	0	3
John Milner, L (1, 3) OBP: 0.323, SLG: 0.418	0-0 ① F8 2-3		0-0 HR	0-0 ③ F3			S S S 0-3 ① K		4-0 FC6-4 IBB		4	1	1	1	1	1	4
Ed Kranepool, L (1, 7) OBP: 0.425, SLG: 0.490 Cleon Jones, R (7, PH) OBP: 0.333, SLG: 0.405 (8, 7)	S S S 0-3 ② K 1-2		0-0 ① F7		0-0 ① L7		0-0 1B		0-0 ② F9		3 2	0 0	0 1	0 0	0 0	1 0	2 2
Jerry Grote, R (1, 2) OBP: 0.350, SLG: 0.366	B B B B 4-0 BB		S S S 0-3 ② K		0-0 ② L8		0-0 ② F8 2-3		0-0 ③ FC6-4 1-2f		4	0	0	0	1	1	4
Dave Schneck, L (1, 9) OBP: 0.250, SLG: 0.318	0-0 ③ 4-3		0-0 ③ F7		0-0 ③ F8		0-0 ③ F5			0-0 ① G3	5	0	0	0	0	0	5
Don Hahn, R (1, 8) OBP: 0.369, SLG: 0.411		0-0 ① F8		B B B B 4-0 PB 2B BB		0-0 FC3-6 1B		0-0 ① 1-3		0-0 ② 5-3	4	1	1	0	1	0	0
Ted Martinez, R (1, 6) OBP: 0.246, SLG: 0.306		0-0 ② F7		0-0 SH5-4 1-H 1B 2B		0-0 ① FC3-6 F9-6 1-2f		0-0 ② 1-3		S S S 0-3 ③ K	5	1	1	1	0	1	1
Bob Apodaca, R (1, 1) OBP: 0.118, SLG: 0.067 Ken Boswell, L (6, PH) OBP: 0.292, SLG: 0.307 Tug McGraw, R (7, 1) Bob Miller, R (10, 1) OBP: 0.111, SLG: 0.222		0-0 BB 1B		0-0 ① SH5-4 2-3		0-0 ②③ F9-6 1-2		0-0 5-3			1 1 1 0	0 0 0 0	1 0 0 0	0 0 0 0	0 0 0 0	0 0 0 0	0 1 0 0
Inning Stats	R: 0 H: 2 E: 0 LOB: 3 K: 1 BB: 1 S: 7 P: 11	R: 0 H: 1 E: 0 LOB: 2 K: 0 BB: 1 S: 4 P: 8	R: 1 H: 1 E: 0 LOB: 0 K: 1 BB: 0 S: 6 P: 6	R: 2 H: 2 E: 0 LOB: 1 K: 0 BB: 1 S: 5 P: 9	R: 0 H: 0 E: 0 LOB: 0 K: 0 BB: 0 S: 3 P: 3	R: 0 H: 1 E: 0 LOB: 0 K: 0 BB: 0 S: 3 P: 3	R: 1 H: 3 E: 0 LOB: 2 K: 1 BB: 0 S: 8 P: 8	R: 0 H: 0 E: 0 LOB: 0 K: 0 BB: 0 S: 3 P: 3	R: 0 H: 1 E: 0 LOB: 2 K: 0 BB: 1 S: 4 P: 8	R: 0 H: 0 E: 0 LOB: 0 K: 1 BB: 0 S: 5 P: 5	1B: 7 SF: 0 2B: 3 SAC: 2 3B: 0 DP: 1 HR: 2 HBP: 0						

PITCHER		IP	WLS	BF	H	R	ER	SO	BB	IBB	HBP	BLK	WP	HR	S	P	ERA	WHIP
Steve Stone, R ERA: 4.73	(1, 1)	6.0		28	8	4	4	2	3	0	0	0	0	2	29	41	6.00	1.833
Ken Frailing, L ERA: 4.1	(7, 1)	0.1		3	2	0	0	1	0	0	0	0	0	0	5	5	0.00	6.000
Oscar Zamora, R ERA: 1.96	(7, 1)	0.2		2	0	0	0	0	0	0	0	0	0	0	2	2	0.00	0.000
Burt Hooton, R ERA: 4.78	(8, 1)	2.0	W	8	1	0	0	0	0	1	0	0	0	0	7	11	0.00	0.500
Tom Dettore, R ERA:	(10, 1)	1.0		3	0	0	0	1	0	0	0	0	0	0	5	5	0.00	0.000

PITCHER	IP	WLS	BF	H	R	ER	SO	BB	IBB	HBP	BLK	WP	HR	S	P	ERA	WHIP

BOTTOM

Chicago Cubs @ New York Mets

Shea Stadium, Flushing, NY

Thu Aug 01 1974, 7:05 PM EDT

Unknown - 80 F

livebaseballscorecards.com

AB	38
R	4
H	11
RBI	4
BB	4
SO	4
LOB	22

WP: 0	PA: 44					
PB: 1						
SB: 1						
CS: 0						

Chicago Cubs @ New York Mets

Shea Stadium, Flushing, NY

Thu Aug 01 1974, 7:05 PM EDT

Att. 26,230 - Unknown

TOP

livebaseballscorecards.com

Batter	1	2	3	4	5	6	7	8	9	AB	R	H	RBI	BB	SO	LOB
Dave Rosello, R (1, 6) OBP: 0.258, SLG: 0.257	F7			K	1-3 2-H 1B		F9			4	0	1	1	0	1	1
Chris Ward, L (1, 7) OBP: 0.341, SLG: 0.358	4-3			E SF8 HBP BB	K			G3		3	1	0	0	1	1	1
Jim Tyrone, R (8, 7) OBP: 0.267, SLG: 0.241										0	0	0	0	0	0	0
Rick Monday, L (1, 8) OBP: 0.379, SLG: 0.468	1-3			SF8 E 1-2 HBP		F7		F8		3	0	0	0	0	0	0
Jerry Morales, R (1, 9) OBP: 0.304, SLG: 0.392		4-3		E6 1-2 2-3		G6-4-3 BB		F8		3	0	0	0	1	0	2
Bill Madlock, R (1, 5) OBP: 0.345, SLG: 0.409		L6		SF8 2-3 3-H		G6-4-3 1-2f			K	3	0	0	1	0	1	1
Steve Swisher, R (1, 2) OBP: 0.327, SLG: 0.317		K		K			6-3		6-3	4	0	0	0	0	2	2
Carmen Fanzone, R (1, 3) OBP: 0.254, SLG: 0.275			F2		F7		5-3 1B 1B		P5	4	1	1	0	0	0	0
Billy Grabarkewitz, R (1, 4) OBP: 0.321, SLG: 0.287			L6		1B 1B 1B		5-3 1-2			3	1	1	0	0	0	1
Dave LaRoche, L (1, 1) OBP: 0.278, SLG: 0.389			K		1B 1-2 1B		2-H 1B			2	0	1	0	0	1	0
Oscar Zamora, R (6, 1) OBP: 0.143, SLG: 0.143										1	0	1	1	0	0	0

	AB	30
	R	3
	H	5
	RBI	3
	BB	2
	SO	6
	LOB	8

Inning Stats																																		
	R: 0	E: 0	K: 0	S: 3	H: 0	LOB: 0	BB: 0	P: 3	R: 0	E: 0	K: 1	S: 5	H: 0	LOB: 0	BB: 0	P: 5	R: 0	E: 0	K: 1	S: 5	H: 0	LOB: 0	BB: 0	P: 5	R: 1	E: 1	K: 2	S: 8	H: 0	LOB: 2	BB: 1	P: 13
	R: 1	E: 0	K: 1	S: 7	H: 3	LOB: 1	BB: 0	P: 7	R: 0	E: 0	K: 0	S: 2	H: 0	LOB: 0	BB: 1	P: 6	R: 1	E: 0	K: 0	S: 5	H: 2	LOB: 1	BB: 0	P: 5	R: 0	E: 0	K: 0	S: 3	H: 0	LOB: 0	BB: 0	P: 3
	R: 0	E: 0	K: 1	S: 5	H: 0	LOB: 0	BB: 0	P: 5	1B: 5	2B: 0	3B: 0	HR: 0	SF: 1	SAC: 0	DP: 1	HBP: 1	WP: 0	PB: 0	SB: 0	CS: 0	PA: 34														

PITCHER		IP	WLS	BF	H	R	ER	SO	BB	IBB	HBP	BLK	WP	HR	S	P	ERA	WHIP
Ray Sadecki, L ERA: 4.53	(1, 1)	6.0	L	23	3	2	1	5	2	0	1	0	0	0	30	39	1.50	0.833
Jack Aker, R ERA: 2.62	(7, 1)	3.0		11	2	1	1	1	0	0	0	0	0	0	13	13	3.00	0.667

PITCHER		IP	WLS	BF	H	R	ER	SO	BB	IBB	HBP	BLK	WP	HR	S	P	ERA	WHIP

Chicago Cubs @ New York Mets

Shea Stadium, Flushing, NY

Thu Aug 01 1974, 7:05 PM EDT

Att. 26,230 - Unknown

BOTTOM

Batter	1	2	3	4	5	6	7	8	9	AB	R	H	RBI	BB	SO	LOB
Wayne Garrett, L (1, 5) OBP: 0.306, SLG: 0.323	G3		BBBB 4-0 E BB		P5			F8		3	0	0	0	1	0	0
Felix Millan, R (1, 4) OBP: 0.308, SLG: 0.289	5-3		E5 1-2			G3-6 1B		F7		4	0	1	0	0	0	1
John Milner, L (1, 3) Ken Boswell, L (9, PH) OBP: 0.290, SLG: 0.305	1B		4-3			G3-6 1-2f			F9	3 1	0 0	1 0	0 0	0 0	0 0	3 0
Cleon Jones, R (1, 7) OBP: 0.332, SLG: 0.411	K			F8		HR			F9	4	1	1	1	0	1	1
Don Hahn, R (1, 8) Jack Aker, R (7, 1) Rusty Staub, L (9, PH) Bud Harrelson, S (9, PR) OBP: 0.369, SLG: 0.410 OBP: 0.500, SLG: 1.000 OBP: 0.352, SLG: 0.431 OBP: 0.402, SLG: 0.297		P3		1B	P5				1B	3 0 1 0	0 0 0 0	1 0 1 0	0 0 0 0	0 0 0 0	0 0 0 0	0 0 0 0
George Theodore, R (1, 9) Ed Kranepool, L (7, PH) (8, 9) OBP: 0.259, SLG: 0.245 OBP: 0.426, SLG: 0.490		P3		K			F8		1-3 1B	2 2	0 0	0 1	0 0	0 0	1 0	1 0
Duffy Dyer, R (1, 2) Ron Hodges, L (9, PH) OBP: 0.238, SLG: 0.086 OBP: 0.359, SLG: 0.438		P5		F8			P6		K	3 1	0 0	0 0	0 0	0 0	0 1	1 2
Ted Martinez, R (1, 6) OBP: 0.243, SLG: 0.302			F7		L7		F9			3	0	0	0	0	0	0
Ray Sadecki, L (1, 1) Dave Schneck, L (7, 8) OBP: 0.100, SLG: 0.100 OBP: 0.249, SLG: 0.316			G3		3-1			K		2 1	0 0	0 0	0 0	0 0	0 1	0 0
Inning Stats	R: 0 E: 0 K: 1 S: 6 H: 1 LOB: 1 BB: 0 P: 6	R: 0 E: 0 K: 0 S: 3 H: 0 LOB: 0 BB: 0 P: 3	R: 0 E: 1 K: 0 S: 4 H: 0 LOB: 2 BB: 1 P: 8	R: 0 E: 0 K: 1 S: 6 H: 1 LOB: 1 BB: 0 P: 6	R: 0 E: 0 K: 0 S: 3 H: 0 LOB: 0 BB: 0 P: 3	R: 1 E: 0 K: 0 S: 4 H: 2 LOB: 0 BB: 0 P: 4	R: 0 E: 0 K: 0 S: 3 H: 0 LOB: 0 BB: 0 P: 3	R: 0 E: 0 K: 1 S: 5 H: 0 LOB: 0 BB: 0 P: 5	R: 0 E: 0 K: 1 S: 7 H: 2 LOB: 2 BB: 0 P: 7	1B: 5 2B: 0 3B: 0 HR: 1	SF: 0 SAC: 0 DP: 1 HBP: 0			WP: 0 PB: 0 SB: 0 CS: 0	PA: 34		

livebaseballscorecards.com

	AB	33
	R	1
	H	6
	RBI	1
	BB	1
	SO	4
	LOB	9

PITCHER	IP	WLS	BF	H	R	ER	SO	BB	IBB	HBP	BLK	WP	HR	S	P	ERA	WHIP
Dave LaRoche, L (1, 1) ERA: 3.57	5.2	W	22	4	1	1	2	1	0	0	0	0	1	25	29	1.59	0.882
Oscar Zamora, R (6, 1) ERA: 1.81	3.1	S	12	2	0	0	2	0	0	0	0	0	0	16	16	0.00	0.600

PITCHER	IP	WLS	BF	H	R	ER	SO	BB	IBB	HBP	BLK	WP	HR	S	P	ERA	WHIP

Batter	1	2	3	4	5	6	7	8	9	AB	R	H	RBI	BB	SO	LOB
Bud Harrelson, S (1, 6) OBP: 0.402, SLG: 0.300	SH1-3 1B		F8	FC6 1-2f			BB 1B		1-3	5	2	2	0	0	0	1
Felix Millan, R (1, 4) OBP: 0.311, SLG: 0.290	SH1-3 1-2		F8 BB 1B		F9		4-0 1B 1-2 BB			2	0	1	0	1	0	0
Cleon Jones, R (1, 7) OBP: 0.339, SLG: 0.416	1B FC1-2-5-2 2-H 1B		4-0 1-2 BB		1B		G1-6-3 1-2 2-H 1B			3	0	3	2	1	0	0
Rusty Staub, L (1, 9) OBP: 0.352, SLG: 0.430 Jim Gosger, L (6, 9)	FC1-2-5-2 1-3 1B		F8 2-3		F8		G1-6-3 1-2f			3 1	0 0	1 0	0 0	0 0	0 0	3 2
Ed Kranepool, L (1, 3) OBP: 0.412, SLG: 0.472	FC1-2-5-2 1-2 3-H		P6		F9			2-3		4	0	0	0	0	0	5
Wayne Garrett, L (1, 5) OBP: 0.308, SLG: 0.331	K			HR		4-3		4-0 G6-4-3 BB		3	1	1	1	1	1	2
Jerry Grote, R (1, 2) OBP: 0.346, SLG: 0.361		5-3		1-3		6-3		G6-4-3 1-2f		4	0	0	0	0	0	1
Don Hahn, R (1, 8) OBP: 0.371, SLG: 0.409		F7		FC6 1B		5-3			4-0 B2-6-3 BB	3	0	1	0	1	0	0
Jon Matlack, L (1, 1) OBP: 0.167, SLG: 0.102		1-3		K			K		B2-6-3 1-2f	4	0	0	0	0	2	2
Inning Stats	R: 1 E: 0 K: 1 S: 8 H: 3 LOB: 2 BB: 0 P: 8	R: 0 E: 0 K: 0 S: 3 H: 0 LOB: 0 BB: 0 P: 3	R: 0 E: 0 K: 0 S: 4 H: 1 LOB: 2 BB: 1 P: 8	R: 1 E: 0 K: 1 S: 7 H: 2 LOB: 1 BB: 0 P: 7	R: 0 E: 0 K: 0 S: 4 H: 1 LOB: 1 BB: 0 P: 4	R: 0 E: 0 K: 0 S: 3 H: 0 LOB: 0 BB: 0 P: 3	R: 1 E: 0 K: 1 S: 6 H: 2 LOB: 1 BB: 1 P: 10	R: 0 E: 0 K: 0 S: 2 H: 0 LOB: 0 BB: 1 P: 6	R: 0 E: 0 K: 0 S: 2 H: 0 LOB: 0 BB: 1 P: 6	1B: 8 2B: 0 3B: 0 HR: 1 SF: 0 SAC: 1 DP: 3 HBP: 0						

TOP

New York Mets @ Montreal Expos

Jarry Park, Montreal, QB

Sat Aug 03 1974, 7:05 PM EDT

Att. 21,089 - Unknown

livebaseballscorecards.com

AB	32
R	3
H	9
RBI	3
BB	4
SO	3
LOB	16

PITCHER		IP	WLS	BF	H	R	ER	SO	BB	IBB	HBP	BLK	WP	HR	S	P	ERA	WHIP
Steve Renko, R ERA: 4.0	(1, 1)	7.0	L	31	9	3	3	3	2	0	0	0	0	1	35	43	3.86	1.571
Don Carrithers, R ERA: 3.0	(8, 1)	1.0		3	0	0	0	0	1	0	0	0	0	0	2	6	0.00	1.000
Dale Murray, R ERA: 1.8	(9, 1)	1.0		3	0	0	0	0	1	0	0	0	0	0	2	6	0.00	1.000

PITCHER	IP	WLS	BF	H	R	ER	SO	BB	IBB	HBP	BLK	WP	HR	S	P	ERA	WHIP

Batter	1	2	3	4	5	6	7	8	9	AB	R	H	RBI	BB	SO	LOB
Ron Hunt, R (1, 4) OBP: 0.377, SLG: 0.300	P4		4-3			P3		1B		4	0	1	0	0	0	1
Tim Foli, R (1, 6) OBP: 0.274, SLG: 0.261	P1		1-3			5-3		1-3 1B		4	0	1	0	0	0	1
Willie Davis, L (1, 8) OBP: 0.326, SLG: 0.418	E S 1B			G3		K		K		4	0	1	0	0	2	2
Bob Bailey, R (1, 5) OBP: 0.396, SLG: 0.439	F3 1-3			F2			F9		G6-4-3 1B	4	0	1	0	0	0	1
Hal Breeden, R (1, 3) OBP: 0.325, SLG: 0.358		F7		5-3			BBBB 4-0 FC1-6 BB		F8	3	0	0	0	1	0	1
Ron Woods, R (1, 7) OBP: 0.293, SLG: 0.200		6-3			L4		FC1-6 1-2f		G6-4-3 1-2f	4	0	0	0	0	0	2
Ken Singleton, S (1, 9) OBP: 0.395, SLG: 0.389		6-3			1B		F8			3	0	1	0	0	0	1
Barry Foote, R (1, 2) OBP: 0.316, SLG: 0.382			1-3 2B		L5			G5-4-3 1B		3	0	2	0	0	0	1
Steve Renko, R (1, 1) OBP: 0.258, SLG: 0.288			1-3 2-3		K			G5-4-3 1-2f		2	0	0	0	0	1	2
Don Carrithers, R (8, 1)										0	0	0	0	0	0	0
Jose Morales, R (8, PH) OBP: 0.333, SLG: 0.583										1	0	0	0	0	0	1
Dale Murray, R (9, 1)										0	0	0	0	0	0	0
Inning Stats	R: 0 E: 0 K: 0 S: 4 H: 1 LOB: 1 BB: 0 P: 4	R: 0 E: 0 K: 0 S: 3 H: 0 LOB: 0 BB: 0 P: 3	R: 0 E: 0 K: 0 S: 4 H: 1 LOB: 1 BB: 0 P: 4	R: 0 E: 0 K: 0 S: 3 H: 0 LOB: 0 BB: 0 P: 3	R: 0 E: 0 K: 1 S: 6 H: 1 LOB: 1 BB: 0 P: 6	R: 0 E: 0 K: 1 S: 5 H: 0 LOB: 0 BB: 0 P: 5	R: 0 E: 0 K: 0 S: 3 H: 0 LOB: 1 BB: 1 P: 7	R: 0 E: 0 K: 1 S: 7 H: 3 LOB: 2 BB: 0 P: 7	R: 0 E: 0 K: 0 S: 3 H: 1 LOB: 0 BB: 0 P: 3	1B: 6 2B: 1 3B: 0 HR: 0	SF: 0 SAC: 0 DP: 2 HBP: 0						

PITCHER	IP	WLS	BF	H	R	ER	SO	BB	IBB	HBP	BLK	WP	HR	S	P	ERA	WHIP
Jon Matlack, L (1, 1) ERA: 2.63	9.0	W	33	7	0	0	3	1	0	0	0	0	0	38	42	0.00	0.889

PITCHER	IP	WLS	BF	H	R	ER	SO	BB	IBB	HBP	BLK	WP	HR	S	P	ERA	WHIP

New York Mets @ Montreal Expos

Jarry Park, Montreal, QB

Sat Aug 03 1974, 7:05 PM EDT

Att. 21,089 - Unknown

BOTTOM

livebaseballscorecards.com

AB	32
R	0
H	7
RBI	0
BB	1
SO	3
LOB	13

1B: 6	SF: 0	WP: 0	PA: 33
2B: 1	SAC: 0	PB: 0	
3B: 0	DP: 2	SB: 1	
HR: 0	HBP: 0	CS: 0	

New York Mets @ Montreal Expos

Jarry Park, Montreal, QB

Mon Aug 05 1974, 7:05 PM EDT

Att. 20,118 - Unknown

TOP

livebaseballscorecards.com

Batter	1	2	3	4	5	6	7	8	9	AB	R	H	RBI	BB	SO	LOB
Bud Harrelson, S (1, 6) OBP: 0.398, SLG: 0.294	BBBB 4-0 1B BB		x 0-0 E4 BB WP E		SSS 0-3 ① K		x 0-0 ① 1-3	x 0-0 ③ G3		4	1	0	0	1	1	2
Felix Millan, R (1, 4) OBP: 0.312, SLG: 0.289	x 0-0 ① F9		BBBB 4-0 E BB 1-2 SF7 BB		x 0-0 ② 6-3		x 0-0 ② 1-3		x 0-0 1B BB 1B	4	2	1	0	1	0	1
Cleon Jones, R (1, 7) OBP: 0.341, SLG: 0.418 John Milner, L (2, 3) OBP: 0.328, SLG: 0.420	x 0-0 1-2 1B		BBBB 4-0 E 1-2 2-3 BB		x 0-0 1B		x 0-0 ③ G3		x 0-0 BB 1-3 BB 1B	1 3	0 1	1 2	0 0	0 1	0 0	0 0
Rusty Staub, L (1, 9) OBP: 0.350, SLG: 0.426	x 0-0 ② P4		x 0-0 E3 1-2 2-3 3-H		x 0-0 F7			x 0-0 ① P6	4-0 BB BB FC6-4 IBB	4	1	0	1	1	0	5
Ed Kranepool, L (1, 3) (2, 7) Ted Martinez, R (8, PR) OBP: 0.243, SLG: 0.302 Jim Gosger, L (8, 7)	x 0-0 ③ 1-3		x 0-0 ② SF7 3-H			x 0-0 ① F9		BBBB 4-0 5-3 2B 1B BB SSS	0-3 ① K	2 0 1	0 1 0	0 0 0	1 0 0	1 0 1	0 0 1	2 0 3
Wayne Garrett, L (1, 5) OBP: 0.312, SLG: 0.331		BBBB 4-0 G5-4-3 BB	x 0-0 ③ F7			x 0-0 ② 4-3		x 0-0 5-3 1-2 2B 1B	BBBB 4-0 FC6-4 BB 1-2 2-3 3-H BB	3	1	1	1	2	0	2
Jerry Grote, R (1, 2) OBP: 0.343, SLG: 0.355		x 0-0 ① ② G5-4-3 1-2f		x 0-0 ① F8		SSS 0-3 ③ K		x 0-0 ② 5-3 1-2 2-3 BBBB	4-0 FC6-4 1-2 2-3 3-H BB	4	0	0	1	1	1	3
Don Hahn, R (1, 8) OBP: 0.372, SLG: 0.402		x 0-0 ③ 6-3		x 0-0 ② 6-3			BBBB 4-0 HR BB	4-0 2B IBB	x 0-0 ② FC6-4 1-2f 2-3 3-H	3	2	0	1	2	0	2
Tom Seaver, R (1, 1) OBP: 0.184, SLG: 0.070 Ken Boswell, L (7, PH) OBP: 0.294, SLG: 0.329 Tug McGraw, R (7, 1) OBP: 0.167, SLG: 0.333			SSS 0-3 ① K	SSS 0-3 ③ K			x 0-0 1-H HR	x 0-0 1-H 2-H 3-H 2B	SSS 0-3 ③ K	2 1 2	0 1 0	0 1 1	0 2 3	0 0 0	2 0 1	0 0 2
Inning Stats	R: 0 H: 1 E: 0 LOB: 2 K: 0 BB: 1 S: 4 P: 8	R: 0 H: 0 E: 0 LOB: 0 K: 0 BB: 1 S: 2 P: 6	R: 2 H: 0 E: 2 LOB: 2 K: 1 BB: 2 S: 7 P: 15	R: 0 H: 0 E: 0 LOB: 0 K: 1 BB: 0 S: 5 P: 5	R: 0 H: 1 E: 0 LOB: 1 K: 1 BB: 0 S: 6 P: 6	R: 0 H: 0 E: 0 LOB: 0 K: 1 BB: 0 S: 5 P: 5	R: 2 H: 1 E: 0 LOB: 0 K: 0 BB: 1 S: 4 P: 8	R: 3 H: 2 E: 0 LOB: 2 K: 0 BB: 2 S: 5 P: 13	R: 3 H: 2 E: 0 LOB: 2 K: 2 BB: 3 S: 9 P: 21	1B: 5 SF: 1 2B: 1 SAC: 0 3B: 0 DP: 1 HR: 1 HBP: 0					WP: 1 PA: 45 PB: 0 SB: 0 CS: 0	

	AB	34
	R	10
	H	7
	RBI	10
	BB	10
	SO	6
	LOB	22

PITCHER		IP	WLS	BF	H	R	ER	SO	BB	IBB	HBP	BLK	WP	HR	S	P	ERA	WHIP
Dennis Blair, R ERA: 2.79	(1, 1)	8.0	L	37	5	7	5	4	6	1	0	0	1	1	38	66	5.62	1.375
John Montague, R ERA: 2.69	(9, 1)	1.0		8	2	3	3	2	2	1	0	0	0	0	9	21	27.00	4.000

PITCHER		IP	WLS	BF	H	R	ER	SO	BB	IBB	HBP	BLK	WP	HR	S	P	ERA	WHIP

BOTTOM

New York Mets @ Montreal Expos

Jarry Park, Montreal, QB

Mon Aug 05 1974, 7:05 PM EDT

Att. 20,118 - Unknown

Batter	1	2	3	4	5	6	7	8	9	AB	R	H	RBI	BB	SO	LOB
Ron Hunt, R (1, 4) OBP: 0.383, SLG: 0.303	BBBB 4-0 3B BB	x 0-0 BB 1B 1-2 1B		H 1-0 G1-6-3 HBP		x 0-0 ③ P3		x 0-0 1-2 1B		3	1	2	0	1	0	0
Willie Davis, L (1, 8) OBP: 0.327, SLG: 0.423	x 0-0 1-H 1B 3B	x 0-0 BB 1-2 2-H 1B		SSS 0-3 ① K			x 0-0 ① F2	x 0-0 ③ P4		5	1	2	1	0	1	3
Ron Fairly, L (1, 3) OBP: 0.381, SLG: 0.453	x 0-0 ① G3	BBBB 4-0 G4-6-3 1-2 2-3 BB		x 0-0 ②③ G1-6-3 1-2f			SSS 0-3 ② K	x 0-0 ① F9		4	0	0	0	1	1	2
Ken Singleton, S (1, 9) OBP: 0.393, SLG: 0.386	SSS 0-3 ② K	x 0-0 ②③ G4-6-3 1-2f			x 0-0 ① 6-3		x 0-0 BB 1B		x 0-0 E6 4-3	5	0	1	0	0	1	4
Mike Jorgensen, L (1, 7) OBP: 0.429, SLG: 0.500	x 0-0 BB 3-H 1B		x 0-0 F8 BB 4-3 1B		x 0-0 ② 1-3		BBBB 4-0 1-2 BB		x 0-0 ② 4-3 2-3	4	1	2	1	1	0	1
Bob Bailey, R (1, 5) OBP: 0.399, SLG: 0.436	BBBB 4-0 1-2 BB		BBBB 4-0 4-3 1-2 BB		BBBB 4-0 WP BB		SSS 0-3 ③ K		x 0-0 ③ 5-3	2	0	0	0	3	1	3
Barry Foote, R (1, 2) OBP: 0.312, SLG: 0.376	x 0-0 ③ F2		x 0-0 ① F8 2-3		x 0-0 ③ P6 1-2			x 0-0 ① 5-3		4	0	0	0	0	0	5
Pepe Frias, R (1, 6) OBP: 0.284, SLG: 0.295		x 0-0 1B 1B 1B	x 0-0 ② 4-3 1-2 3-H			x 0-0 ① 6-3		x 0-0 ② P4		4	1	1	1	0	0	1
Dennis Blair, R (1, 1) OBP: 0.182, SLG: 0.103 Jose Morales, R (8, PH) OBP: 0.385, SLG: 0.615 John Montague, R (9, 1) OBP: 0.273, SLG: 0.111		SSS 0-3 ① K	x 0-0 ③ 4-3			SSS 0-3 ② K		x 0-0 1B 1B		3 1 0	0 0 0	0 1 0	0 0 0	0 0 0	2 0 0	2 0 0
Inning Stats	R: 2 E: 0 K: 1 S: 7 H: 2 LOB: 2 BB: 2 P: 15	R: 1 E: 0 K: 1 S: 7 H: 3 LOB: 2 BB: 1 P: 11	R: 1 E: 0 K: 0 S: 4 H: 1 LOB: 1 BB: 1 P: 8	R: 0 E: 0 K: 1 S: 4 H: 0 LOB: 0 BB: 0 P: 5	R: 0 E: 0 K: 0 S: 3 H: 0 LOB: 1 BB: 1 P: 7	R: 0 E: 0 K: 1 S: 5 H: 0 LOB: 0 BB: 0 P: 5	R: 0 E: 0 K: 2 S: 8 H: 1 LOB: 2 BB: 1 P: 12	R: 0 E: 0 K: 0 S: 5 H: 2 LOB: 2 BB: 0 P: 5	R: 0 E: 1 K: 0 S: 4 H: 0 LOB: 1 BB: 0 P: 4	1B: 8 2B: 0 3B: 1 HR: 0	SF: 0 SAC: 0 DP: 2 HBP: 1						

livebaseballscorecards.com

	AB	35
	R	4
	H	9
	RBI	3
	BB	6
	SO	6
	LOB	21

PITCHER		IP	WLS	BF	H	R	ER	SO	BB	IBB	HBP	BLK	WP	HR	S	P	ERA	WHIP
Tom Seaver, R ERA: 3.53	(1, 1)	6.0		28	6	4	4	4	5	0	1	0	1	0	30	51	6.00	1.833
Tug McGraw, L ERA: 5.04	(7, 1)	3.0	W	14	3	0	0	2	1	0	0	0	0	0	17	21	0.00	1.333

PITCHER	IP	WLS	BF	H	R	ER	SO	BB	IBB	HBP	BLK	WP	HR	S	P	ERA	WHIP

New York Mets @ Pittsburgh Pirates

Three Rivers Stadium, Pittsburgh, PA

Tue Aug 06 1974, 7:05 PM EDT

Att. 12,441 - Unknown

livebaseballscorecards.com

TOP

Batter	1	2	3	4	5	6	7	8	9	10	11	AB	R	H	RBI	BB	SO	LOB
Bud Harrelson, S (1, 6) OBP: 0.401, SLG: 0.297	F8		L1		F7		5-3 2B 1B	FC6-4 1B 1-2 2-3		SH1-4 BB B B B B		5	1	2	0	1	0	0
Felix Millan, R (1, 4) OBP: 0.311, SLG: 0.288	FC1-6 1B			F7	F7		5-3 1-2	FC6-4 1-2f 2-3 3-H		SH1-4 1-2		5	0	1	1	0	0	3
Rusty Staub, L (1, 9) OBP: 0.354, SLG: 0.432	FC1-6 1-2f			4-3 1B 1B		1B 2B 1B	BLK 2-H 2B	F8		F8		4	2	3	1	0	0	1
Jim Gosger, L (7, PR) (7, 9)												2	0	0	0	0	0	3
Cleon Jones, R (1, 7) OBP: 0.343, SLG: 0.422	K			4-3 1-2 1B 1B		2B FC1-2 1-2 1B	F8 2-3		1B 2B	L4		6	2	3	0	0	1	3
John Milner, L (1, 3) OBP: 0.328, SLG: 0.429		G3		4-3 1-2 2-3		FC1-2 2B 1-3 2-H		HR	K		L4	6	1	2	2	0	1	3
Jerry Grote, R (1, 2) OBP: 0.346, SLG: 0.354		F9		BB 1B 2-H 3-H		FC1-2 IBB I I I I		F9	FC3-6 1B BB B B B		6-3	4	0	1	2	2	0	0
Don Hahn, R (1, 8) OBP: 0.376, SLG: 0.399		F9		BB 1-2 B B B		FC1-2 G6-4-3 1-2 2-3 3-Hf		1B BB B B B	FC3-6 1B 1-2 2-H		L7	4	1	1	1	2	0	3
Ted Martinez, R (1, 5) OBP: 0.239, SLG: 0.297			F8	4-3		G6-4-3 1-2f		1B 1B FC6-4 1B 1-3	FC3-6 FC5-4 1-2f 2-3			3	0	0	0	0	0	5
Wayne Garrett, L (8, PH) (8, 5) OBP: 0.313, SLG: 0.332												2	1	1	0	0	0	2
Jerry Koosman, R (1, 1) OBP: 0.175, SLG: 0.164			5-3		F7		F7	FC6-4 1B 1-2 3-H 1B	FC5-4 1-2f			3	0	0	0	0	0	0
Ken Boswell, L (8, PH) OBP: 0.294, SLG: 0.329												0	0	0	0	0	0	0
Duffy Dyer, R (8, PH) OBP: 0.256, SLG: 0.111												1	0	1	1	0	0	0
Jack Aker, R (8, 1) OBP: 0.333, SLG: 0.667												1	0	0	0	0	0	2
Tug McGraw, R (9, 1) OBP: 0.167, SLG: 0.333												0	0	0	0	0	0	0
Inning Stats	R: 0 E: 0 K: 1 S: 6 H: 1 LOB: 1 BB: 0 P: 6	R: 0 E: 0 K: 0 S: 3 H: 0 LOB: 0 BB: 0 P: 3	R: 0 E: 0 K: 0 S: 3 H: 0 LOB: 0 BB: 0 P: 3	R: 2 E: 0 K: 0 S: 6 H: 3 LOB: 2 BB: 1 P: 10	R: 0 E: 0 K: 0 S: 3 H: 0 LOB: 0 BB: 0 P: 3	R: 1 E: 0 K: 0 S: 5 H: 3 LOB: 2 BB: 1 P: 9	R: 1 E: 0 K: 0 S: 5 H: 2 LOB: 2 BB: 0 P: 5	R: 3 E: 0 K: 0 S: 7 H: 4 LOB: 2 BB: 1 P: 11	R: 1 E: 0 K: 1 S: 7 H: 2 LOB: 2 BB: 1 P: 11	R: 0 E: 0 K: 0 S: 3 H: 0 LOB: 1 BB: 1 P: 7	R: 0 E: 0 K: 0 S: 3 H: 0 LOB: 0 BB: 0 P: 3	1B: 11 2B: 3 3B: 0 HR: 1 SF: 0 SAC: 1 DP: 1 HBP: 0						

	AB	46
	R	8
	H	15
	RBI	8
	BB	5
	SO	2
	LOB	25

WP: 0 PB: 0 SB: 0 CS: 0 PA: 52

PITCHER		IP	WLS	BF	H	R	ER	SO	BB	IBB	HBP	BLK	WP	HR	S	P	ERA	WHIP
Ken Brett, L ERA: 2.78	(1, 1)	7.0		31	9	4	4	1	1	1	0	1	0	0	31	39	5.14	1.429
Dave Giusti, R ERA: 3.65	(8, 1)	0.1		4	2	3	3	0	1	0	0	0	0	1	3	7	81.00	9.000
Ramon Hernandez, L ERA: 1.94	(8, 1)	0.0		2	2	0	0	0	0	0	0	0	0	0	2	2	∞	∞
John Morlan, R ERA: 2.92	(8, 1)	1.2		8	2	1	1	1	1	0	0	0	0	0	9	13	5.40	1.800
Daryl Patterson, R ERA: 5.4	(10, 1)	2.0	W	7	0	0	0	0	1	0	0	0	0	0	6	10	0.00	0.500

PITCHER	IP	WLS	BF	H	R	ER	SO	BB	IBB	HBP	BLK	WP	HR	S	P	ERA	WHIP

Batter	1	2	3	4	5	6	7	8	9	10	11	AB	R	H	RBI	BB	SO	LOB
Rennie Stennett, R (1, 4) OBP: 0.295, SLG: 0.345	6-3		1B		1-2 1B		1-H 2-H HR		5-3	G6-3 1-2f		6	1	3	3	0	0	1
Gene Clines, R (1, 8) OBP: 0.310, SLG: 0.259	L6-3		F8		L3		BBB 4-0 BB		1B 2B 1B		L6 SH E	5	2	1	0	1	0	3
Richie Hebner, L (1, 5) OBP: 0.308, SLG: 0.471 Dave Giusti, R (8, 1) OBP: 0.125, SLG: 0.125 Ramon Hernandez, S (8, 1) John Morlan, R (8, 1) Ed Kirkpatrick, L (9, PH) OBP: 0.339, SLG: 0.273 (10, 9)	4-3			4-3		G3	4-3		2B 1-3 1B 1B		SH E 1-2	4 0 0 0 1	0 0 0 0 1	0 0 0 0 1	0 0 0 0 1	0 0 0 0 1	0 0 0 0 0	1 0 0 0 0
Richie Zisk, R (1, 9) OBP: 0.386, SLG: 0.483 Larry Demery, R (9, PR) OBP: 0.063, SLG: 0.188 Daryl Patterson, L (10, 1) Mario Mendoza, R (11, PH) OBP: 0.272, SLG: 0.265		F7		WP 1B		1-3		HR 2B	1-3 1B 3-H 2B		1-2 2-H E1	5 0 0 1	1 1 0 0	3 0 0 0	1 0 0 0	0 0 0 0	0 0 0 0	0 0 0 1
Manny Sanguillen, R (1, 2) OBP: 0.310, SLG: 0.377		SSS K		P4 1-2		F7		6-3	2-H 3-H 1B			5	0	1	2	0	1	2
Bob Robertson, R (1, 3) OBP: 0.306, SLG: 0.462		BBBB 4-0 FC6 BB		6-3			F7	2-H HR	1-2 1B			4	1	2	2	1	0	1
Dave Parker, L (1, 7) OBP: 0.325, SLG: 0.424		FC6 1-2f			SSS K		SSS K	SSS K	F8			5	0	0	0	0	3	3
Frank Taveras, R (1, 6) OBP: 0.290, SLG: 0.273			L3		1B 1B		E5 HR 1B	5-3		4-3		5	1	2	0	0	0	0
Ken Brett, L (1, 1) OBP: 0.317, SLG: 0.442 Art Howe, R (7, PH) OBP: 0.333, SLG: 0.417 (8, 5)			SSS K		SSS K		BBBB 4-0 HR BB		F8	BBBB 4-0 G6-3 BB		2 1	0 1	0 0	0 0	0 2	2 0	1 0
Inning Stats	R: 0 H: 0 E: 0 LOB: 0 K: 0 BB: 0 S: 3 P: 3	R: 0 H: 0 E: 0 LOB: 1 K: 1 BB: 1 S: 5 P: 9	R: 0 H: 1 E: 0 LOB: 1 K: 1 BB: 0 S: 6 P: 6	R: 0 H: 1 E: 0 LOB: 1 K: 0 BB: 0 S: 4 P: 4	R: 0 H: 2 E: 0 LOB: 2 K: 2 BB: 0 S: 9 P: 9	R: 0 H: 0 E: 0 LOB: 0 K: 0 BB: 0 S: 3 P: 3	R: 3 H: 2 E: 1 LOB: 1 K: 1 BB: 2 S: 7 P: 15	R: 2 H: 2 E: 0 LOB: 0 K: 1 BB: 0 S: 7 P: 7	R: 3 H: 5 E: 0 LOB: 2 K: 0 BB: 0 S: 8 P: 8	R: 0 H: 0 E: 0 LOB: 0 K: 0 BB: 1 S: 2 P: 6	R: 1 H: 0 E: 2 LOB: 2 K: 0 BB: 0 S: 3 P: 3	1B: 9 SF: 0 2B: 2 SAC: 1 3B: 0 DP: 1 HR: 2 HBP: 0				WP: 1 PA: 49 PB: 0 SB: 0 CS: 0		

PITCHER		IP	WLS	BF	H	R	ER	SO	BB	IBB	HBP	BLK	WP	HR	S	P	ERA	WHIP
Jerry Koosman, L ERA: 3.31	(1, 1)	7.0		30	6	3	3	5	3	0	0	0	1	1	37	49	3.86	1.286
Jack Aker, R ERA: 3.5	(8, 1)	1.2		10	5	5	5	1	0	0	0	0	0	1	12	12	27.00	3.000
Tug McGraw, L ERA: 4.89	(9, 1)	1.1	L	9	2	1	0	0	1	0	0	0	0	0	8	12	0.00	2.250

PITCHER	IP	WLS	BF	H	R	ER	SO	BB	IBB	HBP	BLK	WP	HR	S	P	ERA	WHIP

BOTTOM

New York Mets @ Pittsburgh Pirates

Three Rivers Stadium, Pittsburgh, PA

Tue Aug 06 1974, 7:05 PM EDT

Att. 12,441 - Unknown

livebaseballscorecards.com

AB	44
R	9
H	13
RBI	8
BB	4
SO	6
LOB	13

New York Mets @ Pittsburgh Pirates

Three Rivers Stadium, Pittsburgh, PA

Wed Aug 07 1974, 7:05 PM EDT

Att. 13,360 - Unknown

TOP

livebaseballscorecards.com

Batter	1	2	3	4	5	6	7	8	9	AB	R	H	RBI	BB	SO	LOB
Bud Harrelson, S (1, 6) OBP: 0.402, SLG: 0.294	BBBB 4-0 SH5-4 BB		BBBB 4-0 1B BB		SSS 0-3 ② K			x 0-0 ① F7		2	0	0	0	2	1	1
Felix Millan, R (1, 4) OBP: 0.311, SLG: 0.289	x 0-0 ① SH5-4 1-2		x 0-0 G4-6-3 1-3 1B		x 0-0 ③ F8			x 0-0 ② SF8 3-H		2	0	1	1	0	0	0
Cleon Jones, R (1, 7) OBP: 0.342, SLG: 0.418 Jack Aker, R (8, 1) OBP: 0.333, SLG: 0.667	x 0-0 ② 6-3		SSS 0-3 ① K			x 0-0 ① L6		BBBB 4-0 1B BB		3 0	0 0	0 0	0 0	1 0	1 0	3 0
Rusty Staub, L (1, 9) OBP: 0.353, SLG: 0.430	x 0-0 ③ F8		x 0-0 ②③ G4-6-3 1-2f			x 0-0 ② G3		x 0-0 1-2 1B		4	0	1	0	0	0	3
John Milner, L (1, 3) OBP: 0.324, SLG: 0.425		x 0-0 ① 4-3		x 0-0 ① F8		x 0-0 ③ 3-1		x 0-0 ③ 3-1		4	0	0	0	0	0	2
Wayne Garrett, L (1, 5) OBP: 0.317, SLG: 0.331		BBBB 4-0 1-3 BB		BBBB 4-0 BB			BBBB 4-0 G6-4-3 BB		x 0-0 ① F3	1	0	0	0	3	0	0
Jerry Grote, R (1, 2) OBP: 0.344, SLG: 0.351 Ron Hodges, L (5, 2) OBP: 0.351, SLG: 0.427		x 0-0 ② 1-3 1-2		SSS 0-3 ② K			x 0-0 ① P4		x 0-0 ② P5	2 2	0 0	0 0	0 0	0 0	1 0	2 1
Don Hahn, R (1, 8) OBP: 0.373, SLG: 0.393		IIII 4-0 IBB		x 0-0 ③ P4			x 0-0 ②③ G6-4-3 1-2f		x 0-0 ③ F8	3	0	0	0	1	0	2
Harry Parker, R (1, 1) Ken Boswell, L (5, PH) OBP: 0.293, SLG: 0.327 Bob Miller, R (5, 1) OBP: 0.111, SLG: 0.222 Ed Kranepool, L (8, PH) OBP: 0.411, SLG: 0.486 George Theodore, R (8, 7) OBP: 0.259, SLG: 0.245		SSS 0-3 ③ K			x 0-0 ① 1-3			x 0-0 SF8 3B		1 1 0 1 0	0 0 0 1 0	0 0 0 1 0	0 0 0 1 0	0 0 0 0 0	1 0 0 0 0	2 0 0 0 0

	AB	26
	R	1
	H	3
	RBI	1
	BB	7
	SO	4
	LOB	16

Inning Stats										
	R: 0 E: 0 K: 0 S: 3	H: 0 LOB: 1 BB: 1 P: 7	R: 0 E: 0 K: 1 S: 5	H: 0 LOB: 2 BB: 2 P: 13	R: 0 E: 0 K: 1 S: 5	H: 1 LOB: 1 BB: 1 P: 9	R: 0 E: 0 K: 1 S: 5	H: 0 LOB: 1 BB: 1 P: 9	R: 0 E: 0 K: 1 S: 5	H: 0 LOB: 0 BB: 0 P: 5
	R: 0 E: 0 K: 0 S: 3	H: 0 LOB: 0 BB: 0 P: 3	R: 0 E: 0 K: 0 S: 2	H: 0 LOB: 0 BB: 1 P: 6	R: 1 E: 0 K: 0 S: 5	H: 2 LOB: 2 BB: 1 P: 9	R: 0 E: 0 K: 0 S: 3	H: 0 LOB: 0 BB: 0 P: 3		

	1B: 2	SF: 1	WP: 0	PA: 35
	2B: 0	SAC: 1	PB: 0	
	3B: 1	DP: 2	SB: 0	
	HR: 0	HBP: 0	CS: 0	

PITCHER		IP	WLS	BF	H	R	ER	SO	BB	IBB	HBP	BLK	WP	HR	S	P	ERA	WHIP
Larry Demery, R ERA: 3.98	(1, 1)	9.0	W	35	3	1	1	4	6	1	0	0	0	0	36	64	1.00	1.000

PITCHER	IP	WLS	BF	H	R	ER	SO	BB	IBB	HBP	BLK	WP	HR	S	P	ERA	WHIP

New York Mets @ Pittsburgh Pirates

Three Rivers Stadium, Pittsburgh, PA

Wed Aug 07 1974, 7:05 PM EDT

Att. 13,360 - Unknown

BOTTOM

Batter	1	2	3	4	5	6	7	8	9	AB	R	H	RBI	BB	SO	LOB
Rennie Stennett, R (1, 4) OBP: 0.296, SLG: 0.350	F9		1B 3B 2-H	P6		6-3 1B	L5			5	1	2	1	0	0	4
Ed Kirkpatrick, L (1, 3) OBP: 0.341, SLG: 0.291	5-3		BBBB 1B E BB	1-H 2-H HR		6-3 1-2	F8			4	2	1	3	1	0	3
Al Oliver, L (1, 8) OBP: 0.333, SLG: 0.455	P4		E 1B 1-2 3-H	E6		F9		FC6-4 1B		5	0	2	1	0	0	1
Richie Zisk, R (1, 9) OBP: 0.383, SLG: 0.479		SSS K	E7 1B 1-3 2-H	F3			SSS K	FC6-4 BB 1B 1-2f BB		5	1	1	1	0	2	2
Dave Parker, L (1, 7) OBP: 0.339, SLG: 0.429		1B	IIII IBB	F8			BBBB HR BB	BB BB 1-2 1B		3	1	2	0	2	0	1
Manny Sanguillen, R (1, 2) OBP: 0.309, SLG: 0.382 Mike Ryan, R (9, 2) OBP: 0.259, SLG: 0.130	F9	P6			F5		1-H HR	F8		5 0	1 0	1 0	2 0	0 0	0 0	6 0
Art Howe, R (1, 5) OBP: 0.344, SLG: 0.429	SSS K	1-3			5-3		1B 2B	BBBB BB 1-2 2-3		4	1	1	0	1	1	4
Frank Taveras, R (1, 6) OBP: 0.302, SLG: 0.283		SH1-4 3B 1B	BB HR 1B	SSS K			1B 1B	BBBB 1-2 2-3 3-H BB		4	2	3	1	1	1	0
Larry Demery, R (1, 1) OBP: 0.150, SLG: 0.211		SH1-4 1-2	BBBB 1-2 HR BB			SSS K	1-2 2-H 1B	SSS K		3	1	1	1	1	2	3
Inning Stats	R: 0 E: 0 K: 0 S: 3 H: 0 LOB: 0 BB: 0 P: 3	R: 0 E: 0 K: 2 S: 8 H: 1 LOB: 1 BB: 0 P: 8	R: 3 E: 1 K: 0 S: 7 H: 4 LOB: 3 BB: 2 P: 15	R: 3 E: 1 K: 0 S: 6 H: 2 LOB: 1 BB: 1 P: 10	R: 0 E: 0 K: 1 S: 5 H: 0 LOB: 0 BB: 0 P: 5	R: 0 E: 0 K: 1 S: 6 H: 1 LOB: 1 BB: 0 P: 6	R: 3 E: 0 K: 1 S: 9 H: 4 LOB: 2 BB: 1 P: 13	R: 1 E: 0 K: 1 S: 7 H: 2 LOB: 3 BB: 2 P: 15		1B: 10 2B: 1 3B: 1 HR: 2 SF: 0 SAC: 1 DP: 0 HBP: 0						

livebaseballscorecards.com

AB	38
R	10
H	14
RBI	10
BB	6
SO	6
LOB	24

PITCHER		IP	WLS	BF	H	R	ER	SO	BB	IBB	HBP	BLK	WP	HR	S	P	ERA	WHIP
Harry Parker, R ERA: 3.51	(1, 1)	4.0	L	23	7	6	6	2	2	1	0	0	0	1	24	36	13.50	2.250
Bob Miller, R ERA: 3.6	(5, 1)	3.0		15	5	3	3	3	1	0	0	0	0	1	20	24	9.00	2.000
Jack Aker, R ERA: 3.61	(8, 1)	1.0		7	2	1	1	1	2	0	0	0	0	0	7	15	9.00	4.000

PITCHER	IP	WLS	BF	H	R	ER	SO	BB	IBB	HBP	BLK	WP	HR	S	P	ERA	WHIP

Batter	1	2	3	4	5	6	7	8	9	AB	R	H	RBI	BB	SO	LOB
Wayne Garrett, L (1, 5) OBP: 0.313, SLG: 0.328	S S S 0-3 ① K	x 0-0 ③ FC6 1-2f		x 0-0 ② SF8 2-3 3-H		x 0-0 ③ F9			x 0-0 ① FC1-6 1-2f	4	0	0	1	0	1	5
Felix Millan, R (1, 4) OBP: 0.309, SLG: 0.288	x 0-0 ② 4-3		x 0-0 ① F9 x 0-0 3-H 1B				x 0-0 ① F9		x 0-0 ② L9	5	0	1	1	0	0	1
Rusty Staub, L (1, 9) OBP: 0.351, SLG: 0.426	x 0-0 ③ F8		B B B B 4-0 1B BB x 0-0 ③ F8				x 0-0 ② 4-3		x 0-0 ③ 4-3	4	0	0	0	1	0	2
Cleon Jones, R (1, 7) OBP: 0.344, SLG: 0.419		x 0-0 BB 1B E 1B x 0-0 1-2 1B			x 0-0 ① 6-3		x 0-0 ③ 5-3			4	1	2	0	0	0	0
John Milner, L (1, 3) OBP: 0.321, SLG: 0.420		S S S 0-3 ① K S S S 0-3 ② K			x 0-0 ② P4			x 0-0 ① F3		4	0	0	0	0	2	3
Jerry Grote, R (1, 2) OBP: 0.340, SLG: 0.346		x 0-0 ② F7 x 0-0 ③ P4			x 0-0 ③ 6-3			x 0-0 ② F8		4	0	0	0	0	0	3
Don Hahn, R (1, 8) OBP: 0.384, SLG: 0.402		x 0-0 E BB 1-2 1B		B B B 4-0 SH3-4 E SF8 BB		x 0-0 1B		x 0-0 1B		3	1	3	0	1	0	0
Bud Harrelson, S (1, 6) OBP: 0.400, SLG: 0.290		B B B B 4-0 E 1-2 2-3 BB		x 0-0 E6 SF8 SH3-4 1B 1-2		x 0-0 ① F7		x 0-0 ③ F9		3	1	0	0	1	0	3
Jon Matlack, L (1, 1) OBP: 0.175, SLG: 0.098		x 0-0 E3 FC6 1-2 2-3 3-H		x 0-0 ① SH3-4 1-2 2-3		x 0-0 ② P5			B B B B 4-0 FC1-6 BB	2	0	0	0	1	0	3
Inning Stats	R: 0 E: 0 K: 1 S: 5 H: 0 LOB: 0 BB: 0 P: 5	R: 1 E: 1 K: 1 S: 8 H: 2 LOB: 3 BB: 1 P: 12	R: 0 E: 0 K: 1 S: 6 H: 1 LOB: 2 BB: 1 P: 10	R: 2 E: 1 K: 0 S: 5 H: 1 LOB: 1 BB: 1 P: 9	R: 0 E: 0 K: 0 S: 3 H: 0 LOB: 0 BB: 0 P: 3	R: 0 E: 0 K: 0 S: 4 H: 1 LOB: 1 BB: 0 P: 4	R: 0 E: 0 K: 0 S: 3 H: 0 LOB: 0 BB: 0 P: 3	R: 0 E: 0 K: 0 S: 4 H: 1 LOB: 1 BB: 0 P: 4	R: 0 E: 0 K: 0 S: 3 H: 0 LOB: 1 BB: 1 P: 7	1B: 6 2B: 0 3B: 0 HR: 0	SF: 1 SAC: 1 DP: 0 HBP: 0						

PITCHER	IP	WLS	BF	H	R	ER	SO	BB	IBB	HBP	BLK	WP	HR	S	P	ERA	WHIP
Jerry Reuss, L (1, 1) ERA: 3.78	9.0	W	39	6	3	0	3	4	0	0	0	0	0	41	57	0.00	1.111

PITCHER	IP	WLS	BF	H	R	ER	SO	BB	IBB	HBP	BLK	WP	HR	S	P	ERA	WHIP

TOP

New York Mets @ Pittsburgh Pirates

Three Rivers Stadium, Pittsburgh, PA

Thu Aug 08 1974, 7:05 PM EDT

Att. 11,191 - Unknown

livebaseballscorecards.com

AB	33
R	3
H	6
RBI	2
BB	4
SO	3
LOB	20

WP: 0 PA: 39
PB: 0
SB: 0
CS: 0

New York Mets @ Pittsburgh Pirates

Three Rivers Stadium, Pittsburgh, PA

Thu Aug 08 1974, 7:05 PM EDT

Att. 11,191 - Unknown

BOTTOM

livebaseballscorecards.com

Batter	1	2	3	4	5	6	7	8	9	AB	R	H	RBI	BB	SO	LOB
Rennie Stennett, R (1, 4) OBP: 0.295, SLG: 0.348	5-3		F9	FC6-2 3-H		1-3 1B		P3		5	0	1	0	0	0	1
Gene Clines, R (1, 7) OBP: 0.312, SLG: 0.256	6-3 BB		1B S BB	L1-3		K		F7		3	0	0	0	2	1	3
Al Oliver, L (1, 8) OBP: 0.333, SLG: 0.457	6-3 1-3		1-3 1B		1-3		6-3 2B		P4	5	0	2	0	0	0	1
Richie Zisk, R (1, 9) OBP: 0.381, SLG: 0.483	P4		5-3		P3		6-3 2-3		HR	5	1	1	1	0	0	4
Manny Sanguillen, R (1, 2) OBP: 0.316, SLG: 0.387		1B 1B		1B 1B 1B	1B		BB IBB			3	1	3	0	1	0	0
Bob Robertson, R (1, 3) OBP: 0.310, SLG: 0.460		F9		1B 1B 1-2 1B	F6		BB 1-2			3	1	1	0	1	0	2
Art Howe, R (1, 5) OBP: 0.361, SLG: 0.438		G4-6-3 1-2 1B		1B E 1-2 2-H 1B		6-3	P4			4	1	2	1	0	0	3
Frank Taveras, R (1, 6) OBP: 0.306, SLG: 0.288		G4-6-3 1-2f		E7 FC6-2 1-H 2-H 1B		1B 1B	K			4	0	2	1	0	1	5
Jerry Reuss, L (1, 1) OBP: 0.286, SLG: 0.228			F8	K		K		5-3		4	0	0	0	0	2	2
Inning Stats	R: 0 E: 0 K: 0 S: 3 H: 0 LOB: 1 BB: 1 P: 7	R: 0 E: 0 K: 0 S: 4 H: 2 LOB: 1 BB: 0 P: 4	R: 0 E: 0 K: 0 S: 4 H: 1 LOB: 2 BB: 1 P: 8	R: 3 E: 1 K: 1 S: 9 H: 4 LOB: 1 BB: 0 P: 9	R: 0 E: 0 K: 0 S: 4 H: 1 LOB: 1 BB: 0 P: 4	R: 0 E: 0 K: 2 S: 9 H: 2 LOB: 2 BB: 0 P: 9	R: 0 E: 0 K: 1 S: 6 H: 1 LOB: 3 BB: 2 P: 14	R: 0 E: 0 K: 0 S: 3 H: 0 LOB: 0 BB: 0 P: 3	R: 1 E: 0 K: 0 S: 2 H: 1 LOB: 0 BB: 0 P: 2	1B: 10 2B: 1 3B: 0 HR: 1 SF: 0 SAC: 0 DP: 1 HBP: 0	WP: 0 PB: 0 SB: 1 CS: 0 PA: 40					

	AB	36
	R	4
	H	12
	RBI	3
	BB	4
	SO	4
	LOB	21

PITCHER	IP	WLS	BF	H	R	ER	SO	BB	IBB	HBP	BLK	WP	HR	S	P	ERA	WHIP
Jon Matlack, L (1, 1) ERA: 2.65	8.1	L	40	12	4	3	4	3	1	0	0	0	1	44	60	3.24	1.800

PITCHER	IP	WLS	BF	H	R	ER	SO	BB	IBB	HBP	BLK	WP	HR	S	P	ERA	WHIP

Batter	1	2	3	4	5	6	7	8	9	AB	R	H	RBI	BB	SO	LOB
Pete Rose, S (1, 7) OBP: 0.381, SLG: 0.359	BBBB 4-0 G6-3 BB			x 0-0 ① F7		x 0-0 ③ F7		SSS 0-3 ③ K		3	0	0	0	1	1	2
Joe Morgan, L (1, 4) OBP: 0.416, SLG: 0.475	x 0-0 ①② G6-3 1-2f			x 0-0 G5-4-3 1B			BBBB 4-0 FC6-4 BB		x 0-0 ① F7	1	0	0	0	0	0	1
Darrel Chaney, S (3, 4) OBP: 0.391, SLG: 0.333										1	0	1	0	1	0	0
Phil Gagliano, R (9, PH) OBP: 0.457, SLG: 0.095										1	0	0	0	0	0	0
Johnny Bench, R (1, 2) OBP: 0.356, SLG: 0.491	x 0-0 ③ F8			x 0-0 ②③ G5-4-3 1-2f			x 0-0 ① FC6-4 1-2f		x 0-0 HR	4	1	1	1	0	0	2
Tony Perez, R (1, 3) OBP: 0.333, SLG: 0.477		x 0-0 ① F9			x 0-0 ① F4		x 0-0 ② F7		x 0-0 ② 5-3	4	0	0	0	0	0	1
Dan Driessen, L (1, 5) OBP: 0.344, SLG: 0.381		x 0-0 ② F9			x 0-0 BLK 1B		SSS 0-3 ③ K		SSS 0-3 ③ K	3	0	1	0	0	1	1
Junior Kennedy, R (9, PH) OBP: 0.000, SLG: 0.000										1	0	0	0	0	1	0
Cesar Geronimo, L (1, 8) OBP: 0.368, SLG: 0.456		SSS 0-3 ③ K			x 0-0 ② F2 1-2			BBBB 4-0 1B BB		2	0	0	0	1	1	1
Dave Concepcion, R (1, 6) OBP: 0.320, SLG: 0.367			SSS 0-3 ① K		SSS 0-3 ③ K			x 0-0 1-2 1B		3	0	1	0	0	2	1
Ken Griffey, L (1, 9) OBP: 0.280, SLG: 0.298			x 0-0 ② 3-1			x 0-0 ① F7		x 0-0 ① F9		2	0	0	0	0	0	0
Merv Rettenmund, R (8, PH) OBP: 0.318, SLG: 0.332										1	0	0	0	0	0	2
(8, 9)																
Fred Norman, S (1, 1) OBP: 0.122, SLG: 0.085			x 0-0 ③ 4-3			x 0-0 ② 6-3		x 0-0 ② F9		2	0	0	0	0	0	0
George Foster, R (8, PH) OBP: 0.316, SLG: 0.407										1	0	0	0	0	0	2
Tom Hall, L (8, 1)										0	0	0	0	0	0	0
Inning Stats	R: 0 E: 0 K: 0 S: 2 H: 0 LOB: 0 BB: 1 P: 6	R: 0 E: 0 K: 1 S: 5 H: 0 LOB: 0 BB: 0 P: 5	R: 0 E: 0 K: 1 S: 5 H: 0 LOB: 0 BB: 0 P: 5	R: 0 E: 0 K: 0 S: 3 H: 1 LOB: 0 BB: 0 P: 3	R: 0 E: 0 K: 1 S: 6 H: 1 LOB: 1 BB: 0 P: 6	R: 0 E: 0 K: 0 S: 3 H: 0 LOB: 0 BB: 0 P: 3	R: 0 E: 0 K: 1 S: 5 H: 0 LOB: 1 BB: 1 P: 9	R: 0 E: 0 K: 1 S: 6 H: 1 LOB: 2 BB: 1 P: 10	R: 1 E: 0 K: 1 S: 6 H: 1 LOB: 0 BB: 0 P: 6	1B: 3 2B: 0 3B: 0 HR: 1 SF: 0 SAC: 0 DP: 2 HBP: 0						

PITCHER		IP	WLS	BF	H	R	ER	SO	BB	IBB	HBP	BLK	WP	HR	S	P	ERA	WHIP
Bob Apodaca, R ERA: 4.33	(1, 1)	7.0	W	24	2	0	0	4	3	0	0	1	0	0	29	41	0.00	0.714
Tug McGraw, L ERA: 4.88	(8, 1)	2.0		8	2	1	1	2	0	0	0	0	0	1	12	12	4.50	1.000

PITCHER	IP	WLS	BF	H	R	ER	SO	BB	IBB	HBP	BLK	WP	HR	S	P	ERA	WHIP

TOP

Cincinnati Reds @ New York Mets

Shea Stadium, Flushing, NY

Fri Aug 09 1974, 7:05 PM EDT

Att. 27,391 - Unknown

livebaseballscorecards.com

AB	29
R	1
H	4
RBI	1
BB	3
SO	6
LOB	13

BOTTOM

Cincinnati Reds @ New York Mets

Shea Stadium, Flushing, NY

Fri Aug 09 1974, 7:05 PM EDT

Att. 27,391 - Unknown

Batter	1	2	3	4	5	6	7	8	9	AB	R	H	RBI	BB	SO	LOB
Wayne Garrett, L (1, 5) OBP: 0.314, SLG: 0.325	4-3		SH1-3 BB	K		L1-3 1-2		BB 1-2		3	0	0	0	2	1	4
Felix Millan, R (1, 4) OBP: 0.309, SLG: 0.288	FC6-4 1B		SH1-3 1-2		5-3		L7	L6		4	0	1	0	0	0	2
Rusty Staub, L (1, 9) OBP: 0.350, SLG: 0.421	K		F8		4-3		FC5-4 BB	4-3		4	0	0	0	1	1	4
Cleon Jones, R (1, 7) OBP: 0.345, SLG: 0.421 Jim Gosger, L (8, 7)	FC6-4 1-2f		IBB		2B		FC5-4 1B HR 1-2f			3 0	1 0	1 0	0 0	1 0	0 0	2 0
John Milner, L (1, 3) OBP: 0.321, SLG: 0.418		4-3	F9		K		HR 1B 1-3			4	1	1	0	0	1	3
Don Hahn, R (1, 8) OBP: 0.391, SLG: 0.421		1-3 1B BB		2B 1B		E5 FC5-4	HR 1-H 3-H			3	2	2	3	1	0	0
Duffy Dyer, R (1, 2) OBP: 0.255, SLG: 0.125		1-3 1B 1-2		F7		FC5-4 BB E 1-2f	5-3			4	0	1	0	0	0	2
Bud Harrelson, S (1, 6) OBP: 0.398, SLG: 0.289		1-3 1-2 2-3		K		E6 BB 1-2		FC2-6 1B		4	0	1	0	0	1	4
Bob Apodaca, R (1, 1) OBP: 0.200, SLG: 0.176 Tug McGraw, R (8, 1) OBP: 0.143, SLG: 0.286		K		2B 1-H		L1-3 BB 1-2 2-3		FC2-6 BB 1-2f		2 1	0 0	1 0	1 0	1 0	1 0	2 1
Inning Stats	R: 0 E: 0 K: 1 S: 6 H: 1 LOB: 1 BB: 0 P: 6	R: 0 E: 0 K: 1 S: 6 H: 1 LOB: 2 BB: 1 P: 10	R: 0 E: 0 K: 0 S: 3 H: 0 LOB: 2 BB: 2 P: 11	R: 1 E: 0 K: 2 S: 9 H: 2 LOB: 1 BB: 0 P: 9	R: 0 E: 0 K: 1 S: 6 H: 1 LOB: 1 BB: 0 P: 6	R: 0 E: 2 K: 0 S: 4 H: 0 LOB: 2 BB: 1 P: 8	R: 3 E: 0 K: 0 S: 5 H: 2 LOB: 0 BB: 1 P: 9	R: 0 E: 0 K: 0 S: 4 H: 1 LOB: 2 BB: 1 P: 8		1B: 5 2B: 3 3B: 0 HR: 1 SF: 0 SAC: 1 DP: 1 HBP: 0				WP: 0 PB: 0 SB: 0 CS: 0	PA: 39	

livebaseballscorecards.com

	AB	32
	R	4
	H	8
	RBI	4
	BB	6
	SO	5
	LOB	24

PITCHER		IP	WLS	BF	H	R	ER	SO	BB	IBB	HBP	BLK	WP	HR	S	P	ERA	WHIP
Fred Norman, L ERA: 2.99	(1, 1)	7.0	L	34	7	4	4	5	4	1	0	0	0	1	39	59	5.14	1.571
Tom Hall, L ERA: 3.77	(8, 1)	1.0		5	1	0	0	0	1	0	0	0	0	0	4	8	0.00	2.000

PITCHER	IP	WLS	BF	H	R	ER	SO	BB	IBB	HBP	BLK	WP	HR	S	P	ERA	WHIP

Batter	1	2	3	4	5	6	7	8	9	AB	R	H	RBI	BB	SO	LOB
Pete Rose, S (1, 7) OBP: 0.379, SLG: 0.358	6-3	1-3			G1-6-3 1-2f		G6-3 1-2f	1-2 2-H 3-H 1B		5	0	1	2	0	0	3
Joe Morgan, L (1, 4) OBP: 0.420, SLG: 0.480	PB S 1B		F4 2B		BBBB BB		S 1B 1B	SSS K		4	1	3	0	1	1	2
Johnny Bench, R (1, 2) OBP: 0.354, SLG: 0.486	SSS K S 1-3		F4 2-3		6-3		1B 1-2 IBB		F2	4	0	0	0	1	1	3
Tony Perez, R (1, 3) OBP: 0.333, SLG: 0.475 Will McEnaney, L (7, 1) Clay Carroll, R (7, 1) OBP: 0.154, SLG: 0.154	SSS K 1-2		SSS K			SSS K	1-3 2-H 1B		5-3	4 0 1	0 0 0	1 0 0	1 0 0	0 0 0	3 0 0	3 0 0
Dan Driessen, L (1, 5) OBP: 0.341, SLG: 0.378 Darrel Chaney, S (6, 5) OBP: 0.391, SLG: 0.333 Junior Kennedy, R (8, PH) (8, 5)	SSS K		SSS K			6-3		F7	SSS K	3 0 2	0 0 0	0 0 0	0 0 0	0 0 0	2 0 1	3 0 0
Cesar Geronimo, L (1, 8) OBP: 0.367, SLG: 0.453		F9		F7		S 1B		E4 E 1B		4	1	1	0	0	0	0
Dave Concepcion, R (1, 6) OBP: 0.321, SLG: 0.368	S S 6-3 1B			F4		P6 1-2		E8 1-3 1B		4	2	2	0	0	0	1
Ken Griffey, L (1, 9) OBP: 0.287, SLG: 0.307 Phil Gagliano, R (8, PH) OBP: 0.472, SLG: 0.095 (8, 3)	BBBB S 1-2 BB			F8			1B 2B	IIII 1B IBB		2 0	1 0	1 0	0 0	1 1	0 0	0 0
Don Gullett, R (1, 1) OBP: 0.297, SLG: 0.263 Pedro Borbon, R (6, 1) OBP: 0.235, SLG: 0.235 Terry Crowley, L (7, PH) OBP: 0.294, SLG: 0.364 (7, 3) Merv Rettenmund, R (8, PH) OBP: 0.317, SLG: 0.330 (8, 9)	6-3 1-2 2-H				E6 G1-6-3		SSS G6-3 2-H 1B	K		2 0 1 1	0 0 0 0	0 0 1 0	1 0 1 0	0 0 0 1	0 0 0 3	1 0 0 3
Inning Stats	R: 0 E: 0 K: 3 S: 11 H: 1 LOB: 2 BB: 0 P: 11	R: 1 E: 0 K: 0 S: 4 H: 1 LOB: 1 BB: 1 P: 8	R: 0 E: 0 K: 2 S: 8 H: 1 LOB: 1 BB: 0 P: 8	R: 0 E: 0 K: 0 S: 3 H: 0 LOB: 0 BB: 0 P: 3	R: 0 E: 1 K: 0 S: 3 H: 0 LOB: 1 BB: 1 P: 7	R: 0 E: 0 K: 1 S: 6 H: 1 LOB: 1 BB: 0 P: 6	R: 2 E: 0 K: 0 S: 5 H: 4 LOB: 2 BB: 1 P: 9	R: 2 E: 2 K: 2 S: 10 H: 2 LOB: 2 BB: 1 P: 14	R: 0 E: 0 K: 1 S: 5 H: 0 LOB: 0 BB: 0 P: 5	1B: 8 2B: 2 3B: 0 HR: 0 SF: 0 SAC: 0 DP: 2 HBP: 0						

PITCHER		IP	WLS	BF	H	R	ER	SO	BB	IBB	HBP	BLK	WP	HR	S	P	ERA	WHIP
Tom Seaver, R ERA: 3.55	(1, 1)	7.0		31	8	3	3	6	2	1	0	0	0	0	40	52	3.86	1.429
Ray Sadecki, L ERA: 4.5	(8, 1)	0.1	L	4	1	2	0	0	0	1	0	0	0	0	3	7	0.00	3.000
Bob Miller, R ERA: 3.56	(8, 1)	0.2		3	1	0	0	2	0	0	0	0	0	0	7	7	0.00	1.500
Jack Aker, R ERA: 3.54	(9, 1)	1.0		3	0	0	0	1	0	0	0	0	0	0	5	5	0.00	0.000

PITCHER	IP	WLS	BF	H	R	ER	SO	BB	IBB	HBP	BLK	WP	HR	S	P	ERA	WHIP

TOP

Cincinnati Reds @ New York Mets

Shea Stadium, Flushing, NY

Sat Aug 10 1974, 3:33 AM EDT

Att. 40,359 - Unknown

livebaseballscorecards.com

AB	37
R	5
H	10
RBI	5
BB	4
SO	9
LOB	19

WP: 0	PA: 41
PB: 1	
SB: 7	
CS: 0	

Cincinnati Reds @ New York Mets

Shea Stadium, Flushing, NY

Sat Aug 10 1974, 3:33 AM EDT

Att. 40,359 - Unknown

BOTTOM

Batter	1	2	3	4	5	6	7	8	9	AB	R	H	RBI	BB	SO	LOB
Wayne Garrett, L (1, 5) OBP: 0.318, SLG: 0.325	F8		F5			BB	BB		G4-6-3 E 1B	3	2	1	0	2	0	0
Felix Millan, R (1, 4) OBP: 0.307, SLG: 0.286	F9		4-3			F8	FC5 1B 1-3		FC 1-2 G4-6-3	5	0	1	0	0	0	2
Rusty Staub, L (1, 9) OBP: 0.352, SLG: 0.422	BB			G3		1B 1B 4-3 1-3	1-2 3-H		G4-6-3 1-2f 2-3	4	1	2	1	1	0	2
Cleon Jones, R (1, 7) OBP: 0.344, SLG: 0.418	K			K		4-3 1B 1-2 3-H	K		1-3	5	0	1	1	0	3	4
John Milner, L (1, 3) OBP: 0.325, SLG: 0.422		1B		1B		4-3 1-2 2-3	FC5 2-3f			4	0	3	0	0	0	2
Don Hahn, R (1, 8) OBP: 0.384, SLG: 0.413		F4		F9		4-3 1-2 2-3 3-H		6-3		4	0	0	1	0	0	4
Duffy Dyer, R (1, 2) OBP: 0.260, SLG: 0.119	K			6-3		IBB		F5		2	0	0	0	1	1	1
Ron Hodges, L (8, PH) OBP: 0.347, SLG: 0.422										1	0	0	0	0	0	0
(9, 2)																
Bud Harrelson, S (1, 6) OBP: 0.394, SLG: 0.285	K			F8		4-3		1B		3	0	0	0	0	1	4
Ed Kranepool, L (8, PH) OBP: 0.416, SLG: 0.491										1	0	1	0	0	0	0
Ted Martinez, R (9, 6) OBP: 0.239, SLG: 0.297										0	0	0	0	0	0	0
Tom Seaver, R (1, 1) OBP: 0.176, SLG: 0.067			K				F9		1-3	2	0	0	0	0	1	0
George Theodore, R (7, PH) OBP: 0.254, SLG: 0.241										1	0	0	0	0	0	0
Ray Sadecki, L (8, 1) OBP: 0.100, SLG: 0.100										0	0	0	0	0	0	0
Bob Miller, R (8, 1) OBP: 0.111, SLG: 0.222										0	0	0	0	0	0	0
Ken Boswell, L (8, PH) OBP: 0.291, SLG: 0.325										1	0	0	0	0	0	1
Jack Aker, R (9, 1) OBP: 0.333, SLG: 0.667										0	0	0	0	0	0	0
Inning Stats	R: 0 E: 0 K: 1 S: 5 H: 0 LOB: 1 BB: 1 P: 9	R: 0 E: 0 K: 2 S: 8 H: 1 LOB: 1 BB: 0 P: 8	R: 0 E: 0 K: 1 S: 5 H: 0 LOB: 0 BB: 0 P: 5	R: 0 E: 0 K: 1 S: 6 H: 1 LOB: 1 BB: 0 P: 6	R: 0 E: 0 K: 0 S: 3 H: 0 LOB: 0 BB: 0 P: 3	R: 2 E: 0 K: 0 S: 6 H: 3 LOB: 3 BB: 2 P: 14	R: 1 E: 0 K: 1 S: 7 H: 2 LOB: 2 BB: 1 P: 11	R: 0 E: 0 K: 0 S: 4 H: 1 LOB: 1 BB: 0 P: 4	R: 0 E: 1 K: 0 S: 4 H: 1 LOB: 1 BB: 0 P: 4	1B: 9 2B: 0 3B: 0 HR: 0	SF: 0 SAC: 0 DP: 1 HBP: 0						

livebaseballscorecards.com

AB	36
R	3
H	9
RBI	3
BB	4
SO	6
LOB	20

PITCHER		IP	WLS	BF	H	R	ER	SO	BB	IBB	HBP	BLK	WP	HR	S	P	ERA	WHIP
Don Gullett, L ERA: 2.94	(1, 1)	5.1		23	5	2	2	5	2	0	0	0	0	0	31	39	3.38	1.312
Pedro Borbon, R ERA: 2.92	(6, 1)	0.2		3	0	0	0	0	0	1	0	0	0	0	2	6	0.00	0.000
Will McEnaney, L ERA: 5.4	(7, 1)	0.1		4	2	1	1	0	1	0	0	0	0	0	3	7	27.00	9.000
Clay Carroll, R ERA: 2.48	(7, 1)	2.2	W	10	2	0	0	1	0	0	0	0	0	0	12	12	0.00	0.750

PITCHER	IP	WLS	BF	H	R	ER	SO	BB	IBB	HBP	BLK	WP	HR	S	P	ERA	WHIP

WP: 0 PB: 0 SB: 0 CS: 0 PA: 40

Cincinnati Reds @ New York Mets

Shea Stadium, Flushing, NY

Sun Aug 11 1974, 3:33 AM EDT

Att. 40,588 - Unknown

TOP

livebaseballscorecards.com

Batter	1	2	3	4	5	6	7	8	9	AB	R	H	RBI	BB	SO	LOB
Pete Rose, S (1, 7) OBP: 0.379, SLG: 0.357	0-0 1B 2B 1B	0-0 4-3 ②		0-0 FC6-4 ③ 1-2f		BBB 4-0 BB HR BB	0-0 6-3 ② 1-2			4	2	1	0	1	0	2
Joe Morgan, L (1, 4) OBP: 0.423, SLG: 0.482	0-0 2B 1B 1B 1-3	0-0 1B			0-0 E1 2B	BBB 4-0 HR BB 1-2	0-0 6-3 ③			3	3	2	0	1	0	0
Darrel Chaney, S (6, 5) OBP: 0.386, SLG: 0.328										1	0	0	0	0	0	1
Johnny Bench, R (1, 2) (6, 3) OBP: 0.356, SLG: 0.499	0-0 1B 2B 1-3 3-H	SSS 0-3 K ③			0-0 FC6-4 1B 2B 1-H	0-0 1-H 2-H HR		SSS 0-3 K ①		5	3	3	5	0	2	1
Tony Perez, R (1, 3) OBP: 0.332, SLG: 0.472	SSS 0-3 K ①		0-0 F8 ①		BBB 4-0 FC6-4 BB	0-0 P4 ②		0-0 F8 ②		3	0	0	0	1	1	2
Bill Plummer, R (6, 2) OBP: 0.257, SLG: 0.346										1	0	0	0	0	0	0
Dave Concepcion, R (1, 6) OBP: 0.322, SLG: 0.369	4-0 1B 4-3 IBB	SSS 0-3 K ②			0-0 FC6-4 ① 1B 1-2f 2-3	0-0 1B 2B		0-0 L5 ③		4	2	1	0	1	1	2
George Foster, R (1, 9) OBP: 0.328, SLG: 0.424	0-0 4-3 1B 1-3 2-H 3-H	0-0 6-3 ③			0-0 1B 1-2 3-H	0-0 2-H 1B			0-0 FC5-4 2B	5	0	4	4	0	0	0
Cesar Geronimo, L (1, 8) OBP: 0.364, SLG: 0.447	0-0 4-3 ② 1-2 3-H	SSS 0-3 K ①	SSS 0-3 K ②		0-0 5-3 ③			BBB 4-0 FC5-4 BB		4	0	0	1	1	2	4
Junior Kennedy, R (1, 5) (6, 4)	0-0 6-3 ③	0-0 4-3 ②	0-0 6-3 ③			0-0 F8 ①		0-0 FC5-4 ① 1-2f 2-3	G1-6-3	5	0	0	0	0	0	5
Tom Carroll, L (1, 1) OBP: 0.263, SLG: 0.222		SSS 0-3 K ①		BBB 4-0 FC6-4 BB		SSS 0-3 K ①	0-0 6-3 1B	0-0 G1-6-3 ②③ 1-2f		3	0	1	0	1	2	0
Tom Hall, L (7, 1)										1	0	0	0	0	0	2
Inning Stats	R: 4 E: 0 K: 1 S: 9 H: 4 LOB: 1 BB: 1 P: 13	R: 0 E: 0 K: 2 S: 8 H: 1 LOB: 1 BB: 0 P: 8	R: 0 E: 0 K: 1 S: 5 H: 0 LOB: 0 BB: 0 P: 5	R: 0 E: 0 K: 1 S: 5 H: 0 LOB: 1 BB: 1 P: 9	R: 2 E: 1 K: 1 S: 8 H: 2 LOB: 2 BB: 1 P: 12	R: 4 E: 0 K: 1 S: 8 H: 3 LOB: 1 BB: 2 P: 16	R: 0 E: 0 K: 0 S: 4 H: 1 LOB: 1 BB: 0 P: 4	R: 0 E: 0 K: 1 S: 5 H: 0 LOB: 0 BB: 0 P: 5	R: 0 E: 0 K: 0 S: 3 H: 1 LOB: 1 BB: 1 P: 7	1B: 7 2B: 4 3B: 0 HR: 1 SF: 0 SAC: 0 DP: 1 HBP: 0						

	AB	39
	R	10
	H	12
	RBI	10
	BB	6
	SO	8
	LOB	19

WP: 0 PB: 0 SB: 0 CS: 0 — PA: 45

PITCHER		IP	WLS	BF	H	R	ER	SO	BB	IBB	HBP	BLK	WP	HR	S	P	ERA	WHIP
Jerry Koosman, L ERA: 3.46	(1, 1)	5.0	L	26	7	6	5	6	2	1	0	0	0	0	35	47	9.00	1.800
Jack Aker, R ERA: 4.22	(6, 1)	0.2		6	2	4	4	1	2	0	0	0	0	1	6	14	54.00	6.000
Jerry Cram, R ERA:	(6, 1)	1.1		6	2	0	0	0	0	0	0	0	0	0	6	6	0.00	1.500
Ray Sadecki, L ERA: 4.34	(8, 1)	2.0		7	1	0	0	1	1	0	0	0	0	0	8	12	0.00	1.000

PITCHER		IP	WLS	BF	H	R	ER	SO	BB	IBB	HBP	BLK	WP	HR	S	P	ERA	WHIP

BOTTOM

Cincinnati Reds @ New York Mets

Shea Stadium, Flushing, NY

Sun Aug 11 1974, 3:33 AM EDT

Att. 40,588 - Unknown

livebaseballscorecards.com

Batter	1	2	3	4	5	6	7	8	9	AB	R	H	RBI	BB	SO	LOB
Bud Harrelson, S (1, 6) OBP: 0.394, SLG: 0.284	F7	1B 1-2 2-3		4-3		F8		BB B B B		4	0	1	0	1	0	3
Felix Millan, R (1, 4) OBP: 0.308, SLG: 0.291	2B BLK	F3			5-3		1B BB G3	6-3		5	1	2	0	0	0	4
John Milner, L (1, 3) OBP: 0.326, SLG: 0.420	BB BLK B B B		F9		F9		G3 BB G3 1-2 1B		K S S S	4	1	1	0	1	1	0
Rusty Staub, L (1, 9) OBP: 0.350, SLG: 0.419	F9 1-2 2-3		F2		F7		G3 G3 1-2 2-3 BB B B B		F8	3	0	0	0	0	0	2
Jerry Cram, R (6, 1)										0	0	0	0	0	0	0
Ken Boswell, L (7, PH) OBP: 0.295, SLG: 0.325										0	0	0	0	1	0	0
Ray Sadecki, L (8, 1) OBP: 0.100, SLG: 0.100										0	0	0	0	0	0	0
Ted Martinez, R (9, PH) OBP: 0.238, SLG: 0.296										1	0	0	0	0	0	0
Ed Kranepool, L (1, 7) OBP: 0.408, SLG: 0.504	3-1	F5				HR	G3 1-2 2-3 3-H		F8	5	1	1	2	0	0	4
Wayne Garrett, L (1, 5) OBP: 0.315, SLG: 0.321		K S S S		E6 FC5-4		G3	G3 2-3 3-H			4	0	0	1	0	1	1
Jerry Grote, R (1, 2) OBP: 0.340, SLG: 0.344		1B BB BB B B B		FC5-4 WP 1B 1-2f		E6 1B	6-3			2	1	0	0	1	0	1
Duffy Dyer, R (7, 2) OBP: 0.255, SLG: 0.116										1	0	0	0	0	0	1
Don Hahn, R (1, 8) OBP: 0.386, SLG: 0.414		F4		WP 1-2 1B		1B 2-H		K S S S		4	0	2	1	0	1	1
Jerry Koosman, R (1, 1) OBP: 0.185, SLG: 0.161		1B 1-2 BB B B B		F2 1-2 2-3		F9		6-3		1	0	0	0	1	0	2
Jack Aker, R (6, 1) OBP: 0.333, SLG: 0.667										0	0	0	0	0	0	0
Jim Gosger, L (6, 9)										1	0	0	0	0	0	1
George Theodore, R (8, PH) OBP: 0.250, SLG: 0.236										1	0	0	0	0	0	0
(9, 9)																
Inning Stats	R: 0 E: 0 K: 0 S: 4 H: 1 LOB: 2 BB: 1 P: 8	R: 0 E: 0 K: 1 S: 6 H: 1 LOB: 3 BB: 2 P: 14	R: 0 E: 0 K: 0 S: 3 H: 0 LOB: 0 BB: 0 P: 3	R: 0 E: 1 K: 0 S: 5 H: 1 LOB: 2 BB: 0 P: 5	R: 0 E: 0 K: 0 S: 3 H: 0 LOB: 0 BB: 0 P: 3	R: 2 E: 1 K: 0 S: 6 H: 2 LOB: 1 BB: 0 P: 6	R: 2 E: 0 K: 0 S: 5 H: 2 LOB: 1 BB: 1 P: 9	R: 0 E: 0 K: 1 S: 5 H: 0 LOB: 1 BB: 1 P: 9	R: 0 E: 0 K: 1 S: 5 H: 0 LOB: 0 BB: 0 P: 5	1B: 5 2B: 1 3B: 0 HR: 1 SF: 0 SAC: 0 DP: 0 HBP: 0				WP: 1 PB: 0 SB: 0 CS: 0		PA: 41	

	AB	36
	R	4
	H	7
	RBI	4
	BB	5
	SO	3
	LOB	20

PITCHER		IP	WLS	BF	H	R	ER	SO	BB	IBB	HBP	BLK	WP	HR	S	P	ERA	WHIP
Tom Carroll, R ERA: 2.7	(1, 1)	6.0	W	30	7	4	3	1	3	0	0	1	1	1	29	41	4.50	1.667
Tom Hall, L ERA: 3.54	(7, 1)	3.0	S	11	0	0	0	2	2	0	0	0	0	0	13	21	0.00	0.667

PITCHER	IP	WLS	BF	H	R	ER	SO	BB	IBB	HBP	BLK	WP	HR	S	P	ERA	WHIP

Batter	1	2	3	4	5	6	7	8	9	AB	R	H	RBI	BB	SO	LOB
Davey Lopes, R (1, 4) OBP: 0.352, SLG: 0.342	5-3		G3 2B		2-H 1B			4-3		4	0	2	1	0	0	0
Bill Buckner, L (1, 7) OBP: 0.350, SLG: 0.388	BBBB 4-0 FC6-4 BB		G3 2-3		F9			F7		3	0	0	0	1	0	2
Jimmy Wynn, R (1, 8) OBP: 0.399, SLG: 0.550	FC6-4 1-2f		5-3			6-3		P2		4	0	0	0	0	0	2
Steve Garvey, R (1, 3) OBP: 0.352, SLG: 0.493	6-3			G3-6-3 1B		F8			5-3	4	0	1	0	0	0	1
Willie Crawford, L (1, 9) OBP: 0.380, SLG: 0.436		1B		G3-6-3 1-2f		2B			1B 1B	4	0	3	0	0	0	1
Ron Cey, R (1, 5) OBP: 0.355, SLG: 0.407		P6		F8		6-3			P4	4	0	0	0	0	0	3
Bill Russell, R (1, 6) OBP: 0.330, SLG: 0.359		P4			L5-3 1B		SSS K		1-2 1B	4	0	2	0	0	1	1
Steve Yeager, R (1, 2) OBP: 0.357, SLG: 0.416		4-3			L5-3 1-2		4-3		SSS K	4	0	0	0	0	1	4
Andy Messersmith, R (1, 1) OBP: 0.303, SLG: 0.343			6-3		1B 2B		P5			2	1	1	0	0	0	0
Von Joshua, L (7, PH) OBP: 0.298, SLG: 0.380										1	0	0	0	0	0	0
Mike Marshall, R (7, 1) OBP: 0.167, SLG: 0.167										0	0	0	0	0	0	0
Inning Stats	R: 0 H: 0 E: 0 LOB: 1 K: 0 BB: 1 S: 3 P: 7	R: 0 H: 1 E: 0 LOB: 1 K: 0 BB: 0 S: 4 P: 4	R: 0 H: 1 E: 0 LOB: 1 K: 0 BB: 0 S: 4 P: 4	R: 0 H: 1 E: 0 LOB: 0 K: 0 BB: 0 S: 3 P: 3	R: 1 H: 3 E: 0 LOB: 1 K: 0 BB: 0 S: 5 P: 5	R: 0 H: 1 E: 0 LOB: 1 K: 0 BB: 0 S: 4 P: 4	R: 0 H: 0 E: 0 LOB: 0 K: 1 BB: 0 S: 5 P: 5	R: 0 H: 0 E: 0 LOB: 0 K: 0 BB: 0 S: 3 P: 3	R: 0 H: 2 E: 0 LOB: 2 K: 1 BB: 0 S: 7 P: 7	1B: 6 SF: 0 2B: 4 SAC: 0 3B: 0 DP: 2 HR: 0 HBP: 0						

PITCHER	IP	WLS	BF	H	R	ER	SO	BB	IBB	HBP	BLK	WP	HR	S	P	ERA	WHIP
Harry Parker, R (1, 1) ERA: 3.29	9.0	W	35	9	1	1	2	1	0	0	0	0	0	38	42	1.00	1.111

PITCHER	IP	WLS	BF	H	R	ER	SO	BB	IBB	HBP	BLK	WP	HR	S	P	ERA	WHIP

TOP

Los Angeles Dodgers @ New York Mets

Shea Stadium, Flushing, NY

Mon Aug 12 1974, 7:05 PM EDT

Att. 33,431 - Unknown

livebaseballscorecards.com

AB	34
R	1
H	9
RBI	1
BB	1
SO	2
LOB	14

WP: 0	PA: 35
PB: 0	
SB: 0	
CS: 0	

Batter	1	2	3	4	5	6	7	8	9	AB	R	H	RBI	BB	SO	LOB
Bud Harrelson, S (1, 6) OBP: 0.392, SLG: 0.281	BBBB 4-0 1B 1B BB		x 0-0 ① 6-3		x 0-0 ③ 6-3			x 0-0 ① 4-3		3	1	0	0	1	0	1
Felix Millan, R (1, 4) OBP: 0.305, SLG: 0.287	x 0-0 ① P3		x 0-0 ② 5-3			x 0-0 ① P4		x 0-0 ② F8		4	0	0	0	0	0	1
John Milner, L (1, 3) OBP: 0.327, SLG: 0.429	x 0-0 S 1B 1-3 SF8 1B		x 0-0 ③ 1-3			x 0-0 HR		SSS 0-3 ③ K		4	2	2	1	0	1	0
Rusty Staub, L (1, 9) OBP: 0.350, SLG: 0.418	x 0-0 SF8 S 1-2 3-H 1B			x 0-0 ① P4		x 0-0 ② 6-3				3	0	1	1	0	0	0
Ed Kranepool, L (1, 7) OBP: 0.398, SLG: 0.496	x 0-0 ② SF8 1-3 2-H			x 0-0 ② G3		x 0-0 ③ F8				2	0	0	1	0	0	0
Wayne Garrett, L (1, 5) OBP: 0.315, SLG: 0.322 Ted Martinez, R (7, PR) OBP: 0.238, SLG: 0.296 (8, 5)	x 0-0 ③ 3-1			x 0-0 ③ 4-3			x 0-0 BLK 1-4 1B			3 0	0 0	1 0	0 0	0 0	0 0	1 0
Don Hahn, R (1, 8) OBP: 0.381, SLG: 0.408		SSS 0-3 ① K			x 0-0 ① F7		x 0-0 ① 1-4 1-2			3	0	0	0	0	1	1
Jerry Grote, R (1, 2) OBP: 0.340, SLG: 0.344		x 0-0 ② 4-3			x 0-0 1B		SSS 0-3 ② K 2-3			3	0	1	0	0	1	2
Harry Parker, R (1, 1)		SSS 0-3 ③ K			SSS 0-3 ② K		x 0-0 ③ 1-3			3	0	0	0	0	2	3
Inning Stats	R: 2 E: 0 K: 0 S: 5 H: 2 LOB: 1 BB: 1 P: 9	R: 0 E: 0 K: 2 S: 7 H: 0 LOB: 0 BB: 0 P: 7	R: 0 E: 0 K: 0 S: 3 H: 0 LOB: 0 BB: 0 P: 3	R: 0 E: 0 K: 0 S: 3 H: 0 LOB: 0 BB: 0 P: 3	R: 0 E: 0 K: 1 S: 6 H: 1 LOB: 1 BB: 0 P: 6	R: 1 E: 0 K: 0 S: 4 H: 1 LOB: 0 BB: 0 P: 4	R: 0 E: 0 K: 1 S: 6 H: 1 LOB: 2 BB: 0 P: 6	R: 0 E: 0 K: 1 S: 5 H: 0 LOB: 0 BB: 0 P: 5		1B: 4 2B: 0 3B: 0 HR: 1	SF: 1 SAC: 0 DP: 0 HBP: 0					

BOTTOM

Los Angeles Dodgers @ New York Mets

Shea Stadium, Flushing, NY

Mon Aug 12 1974, 7:05 PM EDT

Att. 33,431 - Unknown

livebaseballscorecards.com

AB	28
R	3
H	5
RBI	3
BB	1
SO	5
LOB	9

PITCHER		IP	WLS	BF	H	R	ER	SO	BB	IBB	HBP	BLK	WP	HR	S	P	ERA	WHIP
Andy Messersmith, R ERA: 2.25	(1, 1)	6.0	L	23	4	3	3	3	1	0	0	0	0	1	28	32	4.50	0.833
Mike Marshall, R ERA: 2.31	(7, 1)	2.0		7	1	0	0	2	0	0	0	1	0	0	11	11	0.00	0.500

PITCHER		IP	WLS	BF	H	R	ER	SO	BB	IBB	HBP	BLK	WP	HR	S	P	ERA	WHIP

Batter	1	2	3	4	5	6	7	8	9	AB	R	H	RBI	BB	SO	LOB
Davey Lopes, R (1, 4) OBP: 0.351, SLG: 0.339	S S S 0-3 ① K			x 0-0 ① 5-3		x 0-0 ① F8		B B B B 4-0 ① BB		3	0	0	0	1	1	0
Bill Buckner, L (1, 7) OBP: 0.347, SLG: 0.385	x 0-0 ② P6			x 0-0 ② P6		x 0-0 ② 4-3		x 0-0 ③ L8		3	0	0	0	0	0	0
Manny Mota, R (8, PH) OBP: 0.365, SLG: 0.349										1	0	0	0	0	0	1
Geoff Zahn, L (8, 1)										0	0	0	0	0	0	0
Jimmy Wynn, R (1, 8) OBP: 0.398, SLG: 0.547	S S S 0-3 ③ K			x 0-0 1B		S S S 0-3 ③ K			x 0-0 ① 5-3	4	0	1	0	0	2	0
Steve Garvey, R (1, 3) OBP: 0.349, SLG: 0.489		S S S 0-3 ① K		x 0-0 ③ F7			x 0-0 ① F7		x 0-0 ② F8	4	0	0	0	0	1	1
Ron Cey, R (1, 5) OBP: 0.354, SLG: 0.410		x 0-0 ② F7			x 0-0 ① P4		x 0-0 3B		S S S 0-3 ③ K	4	0	1	0	0	1	0
Tom Paciorek, R (1, 9) OBP: 0.280, SLG: 0.370		x 0-0 ③ F9			x 0-0 1B 1B		x 0-0 ② L7			3	0	1	0	0	0	1
(8, 7)																
Bill Russell, R (1, 6) OBP: 0.330, SLG: 0.359			x 0-0 ① F8		x 0-0 1-2 1B		S S S 0-3 ③ K			3	0	1	0	0	1	1
Steve Yeager, R (1, 2) OBP: 0.353, SLG: 0.410			x 0-0 ② P6		S S S 0-3 ② K			S S S 0-3 ① K		3	0	0	0	0	2	2
Al Downing, R (1, 1) OBP: 0.250, SLG: 0.227			x 0-0 ③ 5-3		x 0-0 ③ 4-3			x 0-0 ② F2		2	0	0	0	0	0	2
Charlie Hough, R (6, 1)										0	0	0	0	0	0	0
Ken McMullen, R (8, PH) OBP: 0.260, SLG: 0.354										1	0	0	0	0	0	0
Willie Crawford, L (8, 9) OBP: 0.380, SLG: 0.436										0	0	0	0	0	0	0
Inning Stats	R: 0 E: 0 K: 2 S: 7 H: 0 LOB: 0 BB: 0 P: 7	R: 0 E: 0 K: 1 S: 5 H: 0 LOB: 0 BB: 0 P: 5	R: 0 E: 0 K: 0 S: 3 H: 0 LOB: 0 BB: 0 P: 3	R: 0 E: 0 K: 0 S: 4 H: 1 LOB: 1 BB: 0 P: 4	R: 0 E: 0 K: 1 S: 7 H: 2 LOB: 2 BB: 0 P: 7	R: 0 E: 0 K: 1 S: 5 H: 0 LOB: 0 BB: 0 P: 5	R: 0 E: 0 K: 1 S: 6 H: 1 LOB: 1 BB: 0 P: 6	R: 0 E: 0 K: 1 S: 5 H: 0 LOB: 1 BB: 1 P: 9	R: 0 E: 0 K: 1 S: 5 H: 0 LOB: 0 BB: 0 P: 5	1B: 3 2B: 0 3B: 1 HR: 0	SF: 0 SAC: 0 DP: 0 HBP: 0						

PITCHER	IP	WLS	BF	H	R	ER	SO	BB	IBB	HBP	BLK	WP	HR	S	P	ERA	WHIP
Jon Matlack, L (1, 1) ERA: 2.53	9.0	W	32	4	0	0	8	1	0	0	0	0	0	47	51	0.00	0.556

PITCHER	IP	WLS	BF	H	R	ER	SO	BB	IBB	HBP	BLK	WP	HR	S	P	ERA	WHIP

TOP

Los Angeles Dodgers @ New York Mets

Shea Stadium, Flushing, NY

Tue Aug 13 1974, 7:05 PM EDT

Att. 35,870 - Unknown

livebaseballscorecards.com

AB	31
R	0
H	4
RBI	0
BB	1
SO	8
LOB	8

PA: 32

WP: 0 PB: 0 SB: 0 CS: 0

1B: 3 2B: 0 3B: 1 HR: 0

SF: 0 SAC: 0 DP: 0 HBP: 0

Batter	1	2	3	4	5	6	7	8	9	AB	R	H	RBI	BB	SO	LOB
Bud Harrelson, S (1, 6) OBP: 0.386, SLG: 0.276	4-3		5-3		L5			F7		4	0	0	0	0	0	0
Felix Millan, R (1, 4) OBP: 0.304, SLG: 0.293	K2-3			F9		SF8 3B		P6		4	1	1	0	0	1	0
Rusty Staub, L (1, 9) OBP: 0.351, SLG: 0.420	F8			1B		SF8 3-H		FC5-4 1B		3	0	2	1	0	0	0
Cleon Jones, R (1, 7) OBP: 0.343, SLG: 0.417 Jim Gosger, L (9, 7)		6-3		K		1B		FC5-4 1-2f		4 0	0 0	1 0	0 0	0 0	1 0	2 0
John Milner, L (1, 3) OBP: 0.327, SLG: 0.428		1B		K		F8				3	0	1	0	0	1	2
Don Hahn, R (1, 8) OBP: 0.381, SLG: 0.405		F7			HR BB	F9				2	1	0	0	1	0	2
Jerry Grote, R (1, 2) OBP: 0.339, SLG: 0.354		4-3			HR 1-H		F8			3	1	1	2	0	0	1
Ted Martinez, R (1, 5) OBP: 0.235, SLG: 0.291			L9		1-4-3		F7			3	0	0	0	0	0	0
Jon Matlack, L (1, 1) OBP: 0.167, SLG: 0.093			K		K		F5			3	0	0	0	0	2	0
Inning Stats	R: 0 E: 0 K: 1 S: 5 H: 0 LOB: 0 BB: 0 P: 5	R: 0 E: 0 K: 0 S: 4 H: 1 LOB: 1 BB: 0 P: 4	R: 0 E: 0 K: 1 S: 5 H: 0 LOB: 0 BB: 0 P: 5	R: 0 E: 0 K: 2 S: 8 H: 1 LOB: 1 BB: 0 P: 8	R: 2 E: 0 K: 1 S: 6 H: 1 LOB: 0 BB: 1 P: 10	R: 1 E: 0 K: 0 S: 5 H: 2 LOB: 1 BB: 0 P: 5	R: 0 E: 0 K: 0 S: 3 H: 0 LOB: 0 BB: 0 P: 3	R: 0 E: 0 K: 0 S: 4 H: 1 LOB: 1 BB: 0 P: 4		1B: 4 2B: 0 3B: 1 HR: 1 SF: 1 SAC: 0 DP: 0 HBP: 0						

PITCHER		IP	WLS	BF	H	R	ER	SO	BB	IBB	HBP	BLK	WP	HR	S	P	ERA	WHIP
Al Downing, L ERA: 4.48	(1, 1)	5.1	L	22	5	3	3	5	1	0	0	0	0	1	31	35	5.06	1.125
Charlie Hough, R ERA: 3.28	(6, 1)	1.2		5	0	0	0	0	0	0	0	0	0	0	5	5	0.00	0.000
Geoff Zahn, L ERA: 1.69	(8, 1)	1.0		4	1	0	0	0	0	0	0	0	0	0	4	4	0.00	1.000

PITCHER	IP	WLS	BF	H	R	ER	SO	BB	IBB	HBP	BLK	WP	HR	S	P	ERA	WHIP

BOTTOM

Los Angeles Dodgers @ New York Mets

Shea Stadium, Flushing, NY

Tue Aug 13 1974, 7:05 PM EDT

Att. 35,870 - Unknown

livebaseballscorecards.com

AB	29
R	3
H	6
RBI	3
BB	1
SO	5
LOB	7

PA: 31
WP: 0
PB: 0
SB: 0
CS: 0

Batter	1	2	3	4	5	6	7	8	9	AB	R	H	RBI	BB	SO	LOB
Davey Lopes, R (1, 4) OBP: 0.349, SLG: 0.335	B B B B 4-0 CS BB		0-0 ② 6-3	0-0 ③ F9			0-0 ① 4-3		0-0 ①② B2-6-4 1-2f	4	0	0	0	1	0	2
Bill Buckner, L (1, 7) OBP: 0.348, SLG: 0.385	0-0 ①② F7 1-2		0-0 S 1B 1B		0-0 ① F9		0-0 ② F7		0-0 S 1B	5	1	2	0	0	0	1
Willie Crawford, L (1, 9) OBP: 0.383, SLG: 0.435	B B B B 4-0 1B BB		0-0 1B 1-H 1B		0-0 ② 1-3		0-0 ③ G3		B B B B 4-0 1-2 BB	3	0	1	1	2	0	0
Steve Garvey, R (1, 3) OBP: 0.349, SLG: 0.488	0-0 1-3 1B		0-0 1-3 1B		0-0 ③ L1			0-0 ① 6-3	0-0 ③ F7	5	0	2	0	0	0	2
Ron Cey, R (1, 5) OBP: 0.353, SLG: 0.409	0-0 ③ F8		0-0 ③ P5			0-0 ① 6-3		0-0 1B 1B		4	0	1	0	0	0	4
Von Joshua, L (1, 8) OBP: 0.310, SLG: 0.390 Tom Paciorek, R (8, PH) OBP: 0.278, SLG: 0.367 (8, 8)		S S S 0-3 ① K		0-0 SH1-3 S 1B 1B		0-0 1B 1B		0-0 ② F7		3 1	1 0	2 0	0 0	0 0	1 0	0 1
Bill Russell, R (1, 6) OBP: 0.332, SLG: 0.361		0-0 ② 5-3		0-0 ① SH1-3 1-3		0-0 1-2 1B		0-0 FC5-4 1-2 1B		3	0	2	0	0	0	0
Steve Yeager, R (1, 2) OBP: 0.347, SLG: 0.403	S S S 0-3 ③ K		S S S 0-3 ② K			0-0 ② F7		0-0 ③ FC5-4 1-2f		4	0	0	0	0	2	5
Doug Rau, L (1, 1) OBP: 0.214, SLG: 0.154 Manny Mota, R (6, PH) OBP: 0.358, SLG: 0.341 Mike Marshall, R (6, 1) OBP: 0.200, SLG: 0.200			0-0 ① 6-3	0-0 3-H 1B		S S S 0-3 ③ K			0-0 B2-6-4 1B	2 1 1	0 0 0	1 0 1	1 0 0	0 0 0	0 1 0	0 2 0
Inning Stats	R: 0 E: 0 K: 0 S: 3 H: 1 LOB: 2 BB: 2 P: 11	R: 0 E: 0 K: 2 S: 7 H: 0 LOB: 0 BB: 0 P: 7	R: 1 E: 0 K: 0 S: 6 H: 3 LOB: 2 BB: 0 P: 6	R: 1 E: 0 K: 1 S: 7 H: 2 LOB: 1 BB: 0 P: 7	R: 0 E: 0 K: 0 S: 3 H: 0 LOB: 0 BB: 0 P: 3	R: 0 E: 0 K: 1 S: 7 H: 2 LOB: 2 BB: 0 P: 7	R: 0 E: 0 K: 0 S: 3 H: 0 LOB: 0 BB: 0 P: 3	R: 0 E: 0 K: 0 S: 5 H: 2 LOB: 2 BB: 0 P: 5	R: 0 E: 0 K: 0 S: 4 H: 2 LOB: 2 BB: 1 P: 8	1B: 12 2B: 0 3B: 0 HR: 0 SF: 0 SAC: 1 DP: 1 HBP: 0						

PITCHER		IP	WLS	BF	H	R	ER	SO	BB	IBB	HBP	BLK	WP	HR	S	P	ERA	WHIP
Tom Seaver, R ERA: 3.51	(1, 1)	7.0		30	8	2	2	4	2	0	0	0	0	0	36	44	2.57	1.429
Tug McGraw, L ERA: 4.68	(8, 1)	2.0	W	10	4	0	0	0	1	0	0	0	0	0	9	13	0.00	2.500

PITCHER	IP	WLS	BF	H	R	ER	SO	BB	IBB	HBP	BLK	WP	HR	S	P	ERA	WHIP

TOP

Los Angeles Dodgers @ New York Mets

Shea Stadium, Flushing, NY

Wed Aug 14 1974, 3:33 AM EDT

Att. 33,125 - Unknown

livebaseballscorecards.com

AB	36
R	2
H	12
RBI	2
BB	3
SO	4
LOB	17

WP: 0 PA: 40
PB: 0
SB: 3
CS: 1

BOTTOM

Batter	1	2	3	4	5	6	7	8	9	AB	R	H	RBI	BB	SO	LOB
Bud Harrelson, S (1, 6) OBP: 0.388, SLG: 0.277	5-3		PO 1B 1-2 1B		6-3		BB		E8 1B 1B 2-H	3	0	1	0	1	0	0
Ron Hodges, L (9, PH) OBP: 0.344, SLG: 0.417										1	1	0	0	0	0	0
Felix Millan, R (1, 4) OBP: 0.306, SLG: 0.294	FC4-6 1B		F7		F9		L4		1B 2-3 1B	5	0	2	0	0	0	3
Rusty Staub, L (1, 9) OBP: 0.356, SLG: 0.423	FC4-6 1-2f		1-2 2-3 1B		FC6-4 BB			1B WP FC3-2 1B	1-2 3-H 1B	4	0	3	1	1	0	1
Cleon Jones, R (1, 7) OBP: 0.342, SLG: 0.416	K		SF7 3-H		FC6-4 1-2f			FC3-2 1-3 1B		3	0	1	1	0	1	2
John Milner, L (1, 3) OBP: 0.326, SLG: 0.425		1-3	PO 2-3	FC6-4 BB		F8		FC3-2 1-2 3-H		3	0	0	0	1	0	2
Don Hahn, R (1, 8) OBP: 0.375, SLG: 0.397		G3		FC6-4 1B 1-2f		4-3		F8		4	0	0	0	0	0	3
Jerry Grote, R (1, 2) OBP: 0.342, SLG: 0.357		FC6-4 1B		1-2 1B		4-3		4-3		3	0	2	0	0	0	0
Duffy Dyer, R (8, 2) OBP: 0.250, SLG: 0.114										1	0	0	0	0	0	2
Ted Martinez, R (1, 5) OBP: 0.233, SLG: 0.288		FC6-4 1-2f		P4			F8		SH1-4 E BB	2	0	0	0	0	0	3
Ken Boswell, L (7, PH) OBP: 0.298, SLG: 0.323										1	1	0	0	1	0	0
(8, 5)																
Tom Seaver, R (1, 1) OBP: 0.189, SLG: 0.065			1B 1B SF7 BB	F9			G3		1-2	1	1	0	0	1	0	2
Ed Kranepool, L (7, PH) OBP: 0.396, SLG: 0.492										1	0	0	0	0	0	0
Tug McGraw, R (8, 1) OBP: 0.143, SLG: 0.286										0	0	0	0	0	0	0
Inning Stats	R: 0 E: 0 K: 1 S: 6 H: 1 LOB: 1 BB: 0 P: 6	R: 0 E: 0 K: 0 S: 4 H: 1 LOB: 1 BB: 0 P: 4	R: 1 E: 0 K: 0 S: 4 H: 2 LOB: 1 BB: 1 P: 8	R: 0 E: 0 K: 0 S: 4 H: 1 LOB: 2 BB: 1 P: 8	R: 0 E: 0 K: 0 S: 3 H: 0 LOB: 1 BB: 1 P: 7	R: 0 E: 0 K: 0 S: 3 H: 0 LOB: 0 BB: 0 P: 3	R: 0 E: 0 K: 0 S: 3 H: 0 LOB: 1 BB: 1 P: 7	R: 0 E: 0 K: 0 S: 5 H: 2 LOB: 2 BB: 0 P: 5	R: 2 E: 1 K: 0 S: 4 H: 2 LOB: 2 BB: 1 P: 8	1B: 9 2B: 0 3B: 0 HR: 0	SF: 1 SAC: 1 DP: 0 HBP: 0					

PITCHER		IP	WLS	BF	H	R	ER	SO	BB	IBB	HBP	BLK	WP	HR	S	P	ERA	WHIP
Doug Rau, L ERA: 2.8	(1, 1)	5.0		22	5	1	1	1	3	0	0	0	0	0	21	33	1.80	1.600
Mike Marshall, R ERA: 2.32	(6, 1)	3.1	L	17	4	2	1	0	2	0	0	0	1	0	15	23	2.70	1.800

PITCHER	IP	WLS	BF	H	R	ER	SO	BB	IBB	HBP	BLK	WP	HR	S	P	ERA	WHIP

Los Angeles Dodgers @ New York Mets

Shea Stadium, Flushing, NY

Wed Aug 14 1974, 3:33 AM EDT

Att. 33,125 - Unknown

livebaseballscorecards.com

AB	32
R	3
H	9
RBI	2
BB	5
SO	1
LOB	18

WP: 1	PA: 40		
PB: 0			
SB: 0			
CS: 0			

Batter	1	2	3	4	5	6	7	8	9	10	11	12	AB	R	H	RBI	BB	SO	LOB
Bud Harrelson, S (1, 6) OBP: 0.387, SLG: 0.275	6-3		F9		BB		FC3-6 1-2f		K			G3 SH2-4 1B	5	1	1	0	1	1	2
Felix Millan, R (1, 4) OBP: 0.304, SLG: 0.291	F3		1-2 BB		G3		4-3			F8		SH2-4 1-2	4	0	0	0	1	0	2
John Milner, L (1, 3) OBP: 0.329, SLG: 0.423	BB		P6			L3		S 1B		2-3 BB		G3 2-3	4	1	1	0	2	0	3
Rusty Staub, L (1, 9) OBP: 0.358, SLG: 0.423	5-3			G4-6-3 BB		BB 1B		K 1-2		2-3 1-2		3-H 1B	5	0	2	1	1	1	3
Ed Kranepool, L (1, 7) OBP: 0.387, SLG: 0.480		F8		G4-6-3 1-2f		F8		K		6-3		F8	3	0	0	0	0	0	2
Cleon Jones, R (8, PH) OBP: 0.340, SLG: 0.413 (8, 7)		P6		BB		1-2 BB		2-H 1B			4-3 SH1-4 1-2		3	0	0	0	0	0	3
Ken Boswell, L (1, 5) OBP: 0.304, SLG: 0.321													1	0	0	0	2	0	0
Duffy Dyer, R (8, PH) OBP: 0.264, SLG: 0.133													1	0	1	1	0	0	0
Wayne Garrett, L (8, 5) OBP: 0.316, SLG: 0.323													1	0	1	0	0	0	0
Jerry Grote, R (1, 2) OBP: 0.338, SLG: 0.352		1-3		6-3		P3		F7			SH1-4 1-2		4	0	0	0	0	0	4
Don Hahn, R (1, 8) OBP: 0.371, SLG: 0.393			BB 1B		F7		6-3		P5		4-3 2-3		5	0	1	0	0	0	1
Jerry Koosman, R (1, 1) OBP: 0.191, SLG: 0.156			K		P4		FC3-6 BB		6-3		4-3		2	0	0	0	1	1	1
George Theodore, R (9, PH) OBP: 0.246, SLG: 0.232													1	0	0	0	0	0	0
Bob Miller, R (9, 1) OBP: 0.111, SLG: 0.222													0	0	0	0	0	0	0
Jim Gosger, L (11, PH)													1	0	0	0	0	0	1
Tug McGraw, R (11, 1) OBP: 0.143, SLG: 0.286													0	0	0	0	0	0	0
Inning Stats	R: 0 E: 0 K: 0 S: 3 / H: 0 LOB: 1 BB: 1 P: 7	R: 0 E: 0 K: 0 S: 3 / H: 0 LOB: 0 BB: 0 P: 3	R: 0 E: 0 K: 1 S: 6 / H: 1 LOB: 2 BB: 1 P: 10	R: 0 E: 0 K: 0 S: 2 / H: 0 LOB: 1 BB: 2 P: 10	R: 0 E: 0 K: 0 S: 3 / H: 0 LOB: 1 BB: 1 P: 7	R: 0 E: 0 K: 0 S: 4 / H: 1 LOB: 2 BB: 1 P: 8	R: 0 E: 0 K: 0 S: 3 / H: 0 LOB: 1 BB: 1 P: 7	R: 1 E: 0 K: 2 S: 9 / H: 2 LOB: 1 BB: 0 P: 9	R: 0 E: 0 K: 1 S: 5 / H: 0 LOB: 0 BB: 0 P: 5	R: 0 E: 0 K: 0 S: 3 / H: 0 LOB: 1 BB: 1 P: 7	R: 0 E: 0 K: 0 S: 4 / H: 1 LOB: 1 BB: 0 P: 4	R: 1 E: 0 K: 0 S: 5 / H: 2 LOB: 1 BB: 0 P: 5	1B: 7 2B: 0 3B: 0 HR: 0	SF: 0 SAC: 2 DP: 1 HBP: 0					

PITCHER	IP	WLS	BF	H	R	ER	SO	BB	IBB	HBP	BLK	WP	HR	S	P	ERA	WHIP
Tom Carroll, R (1, 1) ERA: 2.52	7.0		30	3	1	1	1	7	0	0	0	0	0	25	53	1.29	1.429
Tom Hall, L (8, 1) ERA: 3.33	2.0		7	1	0	0	3	0	0	0	0	0	0	13	13	0.00	0.500
Clay Carroll, R (10, 1) ERA: 2.55	2.0		8	1	0	0	0	1	0	0	0	0	0	7	11	0.00	1.000
Will McEnaney, L (12, 1) ERA: 5.4	1.0	L	5	2	1	1	0	0	0	0	0	0	0	5	5	9.00	2.000

PITCHER	IP	WLS	BF	H	R	ER	SO	BB	IBB	HBP	BLK	WP	HR	S	P	ERA	WHIP

TOP

New York Mets @ Cincinnati Reds

Riverfront Stadium, Cincinnati, OH

Fri Aug 16 1974, 7:05 PM EDT

Att. 36,480 - Unknown

livebaseballscorecards.com

AB	40
R	2
H	7
RBI	2
BB	8
SO	4
LOB	22

WP: 0 PB: 0 SB: 1 CS: 0

PA: 50

Batter	1	2	3	4	5	6	7	8	9	10	11	12	AB	R	H	RBI	BB	SO	LOB
Pete Rose, S (1, 7) OBP: 0.377, SLG: 0.353	5-3		1B		BB		P4		4-3		IBB		4	0	1	0	2	0	0
Joe Morgan, L (1, 4) OBP: 0.422, SLG: 0.478	K		F8		K		K			SH1-3 1B	P4		6	0	1	0	0	3	5
Johnny Bench, R (1, 5) (9, 3) (10, 2) OBP: 0.364, SLG: 0.504	FC6-4 1B		P4			1B 1B		5-3		L6		FC1-5 2B	6	1	3	0	0	0	2
Tony Perez, R (1, 3) OBP: 0.331, SLG: 0.465	FC6-4 1-2f			F9		F9		FC6-4 1B		SH1-3 1-2		FC1-5 BB 2-3	4	0	1	0	0	0	2
Darrel Chaney, S (8, PR) (9, 5) OBP: 0.378, SLG: 0.319													1	0	0	0	0	0	1
Dave Concepcion, R (1, 6) OBP: 0.324, SLG: 0.369		6-3		L8		1B S 1-3 1B		FC6-4 1B 1-2f		IBB		P6	5	0	1	0	1	0	2
George Foster, R (1, 8) (7, 9) OBP: 0.346, SLG: 0.443		L6-4 BB BB		6-3		F9 1-2		1B 1-2		K		BB 1-2	4	0	1	0	2	1	4
Merv Rettenmund, R (1, 9) OBP: 0.317, SLG: 0.327		BB 1-2			6-3	1B 2-3 3-H		G3			6-3	1-3	2	0	1	1	1	0	0
Cesar Geronimo, L (7, 8) OBP: 0.354, SLG: 0.436													3	0	0	0	0	0	4
Bill Plummer, R (1, 2) OBP: 0.263, SLG: 0.367	L6-4 2-3				2B	F8			3-1		5-3 BB		3	0	1	0	0	0	4
Dan Driessen, L (9, PH) (10, 3) OBP: 0.344, SLG: 0.387													1	0	0	0	1	0	0
Tom Carroll, L (1, 1) OBP: 0.227, SLG: 0.190			K		K		K		G3		5-3 1-2		3	0	0	0	0	3	1
Tom Hall, L (8, 1)													0	0	0	0	0	0	0
Terry Crowley, L (9, PH) OBP: 0.285, SLG: 0.351													1	0	0	0	0	0	0
Clay Carroll, R (10, 1) OBP: 0.154, SLG: 0.154													0	0	0	0	0	0	0
Phil Gagliano, R (11, PH) OBP: 0.447, SLG: 0.087													1	0	0	0	0	0	1
Will McEnaney, L (12, 1)													0	0	0	0	0	0	0

Inning Stats	1	2	3	4	5	6	7	8	9	10	11	12
	R: 0 H: 1 E: 0 LOB: 1 K: 1 BB: 0 S: 6 P: 6	R: 0 H: 0 E: 0 LOB: 1 K: 0 BB: 2 S: 2 P: 10	R: 0 H: 1 E: 0 LOB: 1 K: 1 BB: 0 S: 6 P: 6	R: 0 H: 0 E: 0 LOB: 0 K: 0 BB: 0 S: 3 P: 3	R: 0 H: 1 E: 0 LOB: 2 K: 2 BB: 1 S: 8 P: 12	R: 1 H: 3 E: 0 LOB: 2 K: 0 BB: 0 S: 6 P: 6	R: 0 H: 0 E: 0 LOB: 0 K: 2 BB: 0 S: 7 P: 7	R: 0 H: 2 E: 0 LOB: 2 K: 0 BB: 0 S: 5 P: 5	R: 0 H: 0 E: 0 LOB: 0 K: 0 BB: 0 S: 3 P: 3	R: 0 H: 1 E: 0 LOB: 2 K: 1 BB: 1 S: 6 P: 10	R: 0 H: 0 E: 0 LOB: 2 K: 0 BB: 2 S: 3 P: 11	R: 0 H: 1 E: 0 LOB: 2 K: 0 BB: 1 S: 4 P: 8

PITCHER	IP	WLS	BF	H	R	ER	SO	BB	IBB	HBP	BLK	WP	HR	S	P	ERA	WHIP
Jerry Koosman, L (1, 1) ERA: 3.86	8.0		34	8	1	1	6	3	0	0	0	0	0	43	55	1.12	1.375
Bob Miller, R (9, 1) ERA: 3.45	2.0		8	1	0	0	1	0	1	0	0	0	0	9	13	0.00	0.500
Tug McGraw, L (11, 1) ERA: 4.5	2.0	W	10	1	0	0	0	2	1	0	0	0	0	7	19	0.00	1.500

PITCHER	IP	WLS	BF	H	R	ER	SO	BB	IBB	HBP	BLK	WP	HR	S	P	ERA	WHIP

BOTTOM

New York Mets @ Cincinnati Reds

Riverfront Stadium, Cincinnati, OH

Fri Aug 16 1974, 7:05 PM EDT

Att. 36,480 - Unknown

livebaseballscorecards.com

AB	44
R	1
H	10
RBI	1
BB	7
SO	7
LOB	26

1B: 8	SF: 0	WP: 0	PA: 52
2B: 3	SAC: 1	PB: 0	
3B: 0	DP: 1	SB: 1	
HR: 0	HBP: 0	CS: 0	

Batter	1	2	3	4	5	6	7	8	9	AB	R	H	RBI	BB	SO	LOB
Bud Harrelson, S (1, 6) OBP: 0.388, SLG: 0.279	E2 SH1-4 2B 1B	G4-6-3 1-2f			8-3 1B		G1			4	1	2	0	0	0	2
Felix Millan, R (1, 4) OBP: 0.304, SLG: 0.291	SH1-4 2-3		6-3		8-3 1-2f			G3-6-3 1B		3	0	1	0	0	0	1
John Milner, L (1, 3) OBP: 0.330, SLG: 0.425	2B 3-H		K		BB			G3-6-3 1-2f		3	0	1	1	1	1	1
Rusty Staub, L (1, 9) OBP: 0.361, SLG: 0.423	BB G6-4-3		1B		1-3			BB		2	0	1	0	2	0	1
Ed Kranepool, L (1, 7) OBP: 0.376, SLG: 0.465	G6-4-3 1-2f		4-3			4-3		F8		4	0	0	0	0	0	4
Ken Boswell, L (1, 5) OBP: 0.303, SLG: 0.319		E FC6-4 1B		5-3		4-3			G3	4	1	1	0	0	0	0
Jerry Grote, R (1, 2) OBP: 0.334, SLG: 0.348		E6 FC6-4 BB 1-3		4-3		F9			F7	4	0	0	0	0	0	1
Don Hahn, R (1, 8) OBP: 0.373, SLG: 0.392		FC6-4 BB 1-2		1B			4-3		5-3	3	0	1	0	1	0	0
Harry Parker, R (1, 1)		FC6-4 G4-6-3 1-2f 2-3 3-H		K			F2			2	0	0	1	0	1	3
Ray Sadecki, L (5, 1) OBP: 0.100, SLG: 0.100										0	0	0	0	0	0	0
Jim Gosger, L (7, PH)										1	0	0	0	0	0	0
Jack Aker, R (7, 1) OBP: 0.333, SLG: 0.667										0	0	0	0	0	0	0
Inning Stats	R: 1 E: 1 K: 0 S: 4 H: 2 LOB: 1 BB: 1 P: 8	R: 1 E: 1 K: 0 S: 4 H: 1 LOB: 1 BB: 1 P: 8	R: 0 E: 0 K: 1 S: 6 H: 1 LOB: 1 BB: 0 P: 6	R: 0 E: 0 K: 1 S: 6 H: 1 LOB: 1 BB: 0 P: 6	R: 0 E: 0 K: 0 S: 3 H: 1 LOB: 1 BB: 1 P: 7	R: 0 E: 0 K: 0 S: 3 H: 0 LOB: 0 BB: 0 P: 3	R: 0 E: 0 K: 0 S: 3 H: 0 LOB: 0 BB: 0 P: 3	R: 0 E: 0 K: 0 S: 3 H: 1 LOB: 1 BB: 1 P: 7	R: 0 E: 0 K: 0 S: 3 H: 0 LOB: 0 BB: 0 P: 3	1B: 6 2B: 2 3B: 0 HR: 0 SF: 0 SAC: 1 DP: 4 HBP: 0						

PITCHER	IP	WLS	BF	H	R	ER	SO	BB	IBB	HBP	BLK	WP	HR	S	P	ERA	WHIP
Jack Billingham, R (1, 1) ERA: 3.4	9.0	W	35	7	2	1	2	4	0	0	0	0	0	35	51	1.00	1.222

PITCHER	IP	WLS	BF	H	R	ER	SO	BB	IBB	HBP	BLK	WP	HR	S	P	ERA	WHIP

TOP

New York Mets @ Cincinnati Reds

Riverfront Stadium, Cincinnati, OH

Sat Aug 17 1974, 7:05 PM EDT

Att. 47,274 - Unknown

livebaseballscorecards.com

AB	30
R	2
H	7
RBI	2
BB	4
SO	2
LOB	13

WP: 0 PB: 0 SB: 0 CS: 0 PA: 35

Batter	1	2	3	4	5	6	7	8	9	AB	R	H	RBI	BB	SO	LOB
Pete Rose, S (1, 7) OBP: 0.377, SLG: 0.352	B B B B 4-0 2B BB	x 0-0 ③ F7		x 0-0 2B 2-H 1B	x 0-0 ③ 6-3 1-2 3-H		x 0-0 ③ 4-3			4	1	1	1	1	0	4
Joe Morgan, L (1, 4) OBP: 0.420, SLG: 0.477	x 0-0 ① F8		x 0-0 ① G3	x 0-0 1-H 2B		x 0-0 ① F8		x 0-0 ① F8		5	0	1	1	0	0	1
Johnny Bench, R (1, 2) OBP: 0.364, SLG: 0.504	x 0-0 1-3 2B		x 0-0 ② F7	H 1-0 HBP		x 0-0 ② 6-3		x 0-0 ② 6-3		4	0	1	0	0	0	0
Tony Perez, R (1, 3) OBP: 0.334, SLG: 0.464	x 0-0 ② F3		B B B B 4-0 FC6 BB	x 0-0 ③ P4		x 0-0 1B		B B B B 4-0 BB		3	0	1	0	2	0	4
Dan Driessen, L (1, 5) OBP: 0.343, SLG: 0.385 Darrel Chaney, S (7, 5) OBP: 0.374, SLG: 0.314	x 0-0 ③ F8		x 0-0 ③ FC6 1-2f		x 0-0 SH1-4 1B 1B	x 0-0 ③ 4-3		S S S 0-3 ③ K		4 1	1 0	1 0	0 0	0 0	0 1	4 1
Cesar Geronimo, L (1, 8) OBP: 0.356, SLG: 0.438		x 0-0 FC5-4 1B		x 0-0 1B SF7 1B	x 0-0 ① SH1-4 1-2		x 0-0 ① 6-3			3	1	2	0	0	0	0
Dave Concepcion, R (1, 6) OBP: 0.326, SLG: 0.368		x 0-0 ① FC5-4 1B 1-2f		x 0-0 SH2-3 1-3 1B 1B	x 0-0 ② F9		H 1-0 E S FC3 HBP			3	2	1	0	0	0	2
George Foster, R (1, 9) OBP: 0.344, SLG: 0.438		x 0-0 ② P5		x 0-0 ① SF7 3-H	4-0 1B WP IBB		x 0-0 FC3 1-H			2	1	0	2	1	0	1
Jack Billingham, R (1, 1) OBP: 0.093, SLG: 0.075		x 0-0 1-2 1B		x 0-0 ② SH2-3 1-2	x 0-0 WP 1-3 2-H 1B		x 0-0 ② 5-3			3	0	2	1	0	0	1
Inning Stats	R: 0 E: 0 K: 0 S: 4 H: 1 LOB: 2 BB: 1 P: 8	R: 0 E: 0 K: 0 S: 5 H: 2 LOB: 2 BB: 0 P: 5	R: 0 E: 0 K: 0 S: 3 H: 0 LOB: 1 BB: 1 P: 7	R: 3 E: 0 K: 0 S: 7 H: 4 LOB: 2 BB: 0 P: 8	R: 2 E: 0 K: 0 S: 5 H: 2 LOB: 1 BB: 1 P: 9	R: 0 E: 0 K: 0 S: 4 H: 1 LOB: 1 BB: 0 P: 4	R: 1 E: 1 K: 0 S: 4 H: 0 LOB: 1 BB: 0 P: 5	R: 0 E: 0 K: 1 S: 5 H: 0 LOB: 1 BB: 1 P: 9		1B: 8 2B: 2 3B: 0 HR: 0 SF: 1 SAC: 2 DP: 0 HBP: 2						

BOTTOM

New York Mets @ Cincinnati Reds

Riverfront Stadium, Cincinnati, OH

Sat Aug 17 1974, 7:05 PM EDT

Att. 47,274 - Unknown

livebaseballscorecards.com

AB	32
R	6
H	10
RBI	5
BB	4
SO	1
LOB	18

WP: 1 PB: 0 SB: 1 CS: 0 PA: 41

PITCHER		IP	WLS	BF	H	R	ER	SO	BB	IBB	HBP	BLK	WP	HR	S	P	ERA	WHIP
Harry Parker, R ERA: 3.5	(1, 1)	4.0	L	23	8	4	4	0	2	0	1	0	0	0	20	29	9.00	2.500
Ray Sadecki, L ERA: 4.34	(5, 1)	2.0		9	2	1	1	0	0	1	0	0	1	0	8	12	4.50	1.000
Jack Aker, R ERA: 4.06	(7, 1)	2.0		9	0	1	0	1	1	0	1	0	0	0	9	14	0.00	0.500

PITCHER	IP	WLS	BF	H	R	ER	SO	BB	IBB	HBP	BLK	WP	HR	S	P	ERA	WHIP

New York Mets @ Cincinnati Reds

Riverfront Stadium, Cincinnati, OH

Sun Aug 18 1974, 3:33 AM EDT

Att. 45,025 - Unknown

TOP

livebaseballscorecards.com

Batter	1	2	3	4	5	6	7	8	9	AB	R	H	RBI	BB	SO	LOB
Bud Harrelson, S (1, 6) OBP: 0.385, SLG: 0.281	1-3		SH, 1B, 2B	P6		F8		F3		5	1	1	0	0	0	4
Felix Millan, R (1, 4) OBP: 0.304, SLG: 0.291	F5		SH, 1B, 1B 2-3		G4-6-3, 1B		5-3	F8		4	1	1	0	0	0	2
Rusty Staub, L (1, 9) OBP: 0.363, SLG: 0.423	F7		1B 1-3 3-H		G4-6-3 1-2f		BBBB, 1B		BBBB, HR	3	1	1	1	2	0	1
Cleon Jones, R (1, 7) OBP: 0.345, SLG: 0.425		4-3	1B 1-2 3-H		1B		FC6-4 1-2		1-H, HR	5	1	4	3	0	0	0
John Milner, L (1, 3) OBP: 0.331, SLG: 0.421		BBBB, S, HBP, SF8, BB	SSS, K		P6		SSS, K		BBBB, FC6-4, BB	3	1	0	0	2	2	5
Don Hahn, R (1, 8) OBP: 0.370, SLG: 0.385		H, 1B 1-2 HBP	P4			6-3	FC6-4 1-2f		P4	4	0	0	0	0	0	5
Jerry Grote, R (1, 2) OBP: 0.334, SLG: 0.347		SF8 2-H	F8			FC5-4, 1B, HBP		4-3	FC6-4 1-2f	1	0	0	1	0	0	2
Ron Hodges, L (6, 2) OBP: 0.337, SLG: 0.407										2	0	0	0	0	0	1
Ted Martinez, R (1, 5) OBP: 0.239, SLG: 0.294		1B 1-2		P3		FC5-4 1-2		BB 1-2	P6	3	0	2	0	0	0	0
Wayne Garrett, L (8, PH) OBP: 0.317, SLG: 0.324 (8, 5)						1B		1B		2	0	1	0	0	0	1
Jon Matlack, L (1, 1) OBP: 0.159, SLG: 0.088		F8		G1		FC5-4 1-2f 2-3		BBBB, BB 1-2		3	0	0	0	0	0	4
Ed Kranepool, L (8, PH) OBP: 0.376, SLG: 0.465										0	0	0	0	0	0	0
Duffy Dyer, R (8, PH) OBP: 0.278, SLG: 0.133										0	0	0	0	1	0	0
Bob Miller, R (8, 1) OBP: 0.111, SLG: 0.222										0	0	0	0	0	0	0

Inning Stats	1	2	3	4	5	6	7	8	9
	R: 0 E: 0 K: 0 S: 3	H: 0 LOB: 0 BB: 0 P: 3	R: 1 E: 0 K: 0 S: 4	H: 1 LOB: 2 BB: 1 P: 9	R: 2 E: 1 K: 1 S: 9	H: 3 LOB: 2 BB: 0 P: 9	R: 0 E: 0 K: 0 S: 3	H: 0 LOB: 0 BB: 0 P: 3	R: 0 E: 0 K: 0 S: 4	H: 2 LOB: 1 BB: 0 P: 4
	R: 0 E: 0 K: 0 S: 4	H: 1 LOB: 2 BB: 0 P: 5	R: 0 E: 0 K: 1 S: 6	H: 1 LOB: 2 BB: 1 P: 10	R: 0 E: 0 K: 0 S: 4	H: 1 LOB: 2 BB: 1 P: 8	R: 2 E: 0 K: 0 S: 4	H: 1 LOB: 1 BB: 2 P: 12	1B: 8 2B: 1 3B: 0 HR: 1	SF: 1 SAC: 1 DP: 1 HBP: 2

	WP: 0	PA: 44
	PB: 0	
	SB: 1	
	CS: 0	

	AB	35
	R	5
	H	10
	RBI	5
	BB	5
	SO	2
	LOB	25

PITCHER		IP	WLS	BF	H	R	ER	SO	BB	IBB	HBP	BLK	WP	HR	S	P	ERA	WHIP
Fred Norman, L ERA: 3.05	(1, 1)	3.0		16	4	3	2	1	1	0	1	0	0	0	16	21	6.00	1.667
Pedro Borbon, R ERA: 2.81	(4, 1)	3.0		12	3	0	0	0	0	0	1	0	0	0	11	12	0.00	1.000
Clay Carroll, R ERA: 2.51	(7, 1)	1.1	W	7	2	0	0	1	1	0	0	0	0	0	8	12	0.00	2.250
Tom Hall, L ERA: 3.63	(8, 1)	0.2		6	1	2	2	0	3	0	0	0	0	1	3	15	27.00	6.000
Dick Baney, R ERA: 4.7	(9, 1)	0.1		1	0	0	0	0	0	0	0	0	0	0	1	1	0.00	0.000

PITCHER		IP	WLS	BF	H	R	ER	SO	BB	IBB	HBP	BLK	WP	HR	S	P	ERA	WHIP
Will McEnaney, L ERA: 5.19	(9, 1)	0.2	S	2	0	0	0	0	0	0	0	0	0	0	2	2	0.00	0.000

Batter	1	2	3	4	5	6	7	8	9	AB	R	H	RBI	BB	SO	LOB
Pete Rose, S (1, 7) OBP: 0.377, SLG: 0.353	6-3		BBBB 4-0 E 1B 1-2 BB		5-3		HR 2B	G3		4	2	1	0	1	0	2
Joe Morgan, L (1, 4) OBP: 0.418, SLG: 0.474	G3		SSS 0-3 K		S 1B 1B		SSS 0-3 K	4-3		5	1	1	0	0	2	5
Johnny Bench, R (1, 5) OBP: 0.361, SLG: 0.500	E5		F8		F7 1-2		F7			4	0	0	0	0	0	4
Tony Perez, R (1, 3) OBP: 0.337, SLG: 0.465	SSS 0-3 K2-3		E6 1-H 2-H 1B		FC6-4 2-H 1B		HR IBB			3	1	2	2	1	1	1
Dave Concepcion, R (1, 6) OBP: 0.327, SLG: 0.376		F8	S 1B		FC6-4 1-2f		1-H 2-H HR			4	1	2	3	0	0	1
George Foster, R (1, 8) OBP: 0.338, SLG: 0.429 (8, 9)		F8	F8 1-2			SSS 0-3 K	F8			4	0	0	0	0	1	2
Merv Rettenmund, R (1, 9) OBP: 0.322, SLG: 0.325 Cesar Geronimo, L (8, 8) OBP: 0.358, SLG: 0.439		BBBB 4-0 BB	SSS 0-3 K			BBBB 4-0 SH1-4 BB		SH1-2-4 BB 1B		1 1	0 0	0 1	0 0	2 0	1 0	0 0
Bill Plummer, R (1, 2) OBP: 0.265, SLG: 0.360		SSS 0-3 K	6-3			SH1-4 1-2		BBBB 4-0 SH1-2-4 1-2 BB		2	0	0	0	1	1	1
Fred Norman, S (1, 1) OBP: 0.122, SLG: 0.085 Ken Griffey, L (3, PH) OBP: 0.267, SLG: 0.303 Pedro Borbon, R (4, 1) OBP: 0.211, SLG: 0.211 Phil Gagliano, R (6, PH) OBP: 0.436, SLG: 0.083 Clay Carroll, R (7, 1) OBP: 0.154, SLG: 0.154 Tom Hall, L (8, 1) Dick Baney, R (9, 1) Will McEnaney, L (9, 1)			BBBB 4-0 BB 1B BB		SSS 0-3 K		1-3	SH1-2-4 1-2 2-3		0 0 1 1 0 0 0 0	0 1 0 0 0 0 0 0	0 0 0 0 0 0 0 0	0 0 0 0 0 0 0 0	0 1 1 0 0 0 0 0	0 0 0 0 1 0 0 0	0 0 0 1 0 0 0 0
Inning Stats	R: 0 E: 1 K: 1 S: 6 H: 0 LOB: 1 BB: 0 P: 6	R: 0 E: 0 K: 1 S: 5 H: 0 LOB: 1 BB: 1 P: 9	R: 2 E: 1 K: 1 S: 7 H: 2 LOB: 2 BB: 2 P: 15	R: 0 E: 0 K: 2 S: 7 H: 0 LOB: 0 BB: 0 P: 7	R: 1 E: 0 K: 0 S: 5 H: 2 LOB: 1 BB: 0 P: 5	R: 0 E: 0 K: 1 S: 5 H: 0 LOB: 1 BB: 1 P: 9	R: 3 E: 0 K: 1 S: 7 H: 2 LOB: 0 BB: 1 P: 11	R: 0 E: 0 K: 0 S: 4 H: 1 LOB: 2 BB: 1 P: 8		1B: 5 2B: 1 3B: 0 HR: 1	SF: 0 SAC: 2 DP: 0 HBP: 0					

PITCHER		IP	WLS	BF	H	R	ER	SO	BB	IBB	HBP	BLK	WP	HR	S	P	ERA	WHIP
Jon Matlack, L ERA: 2.67	(1, 1)	7.0	L	33	6	6	5	7	4	1	0	0	0	1	42	62	6.43	1.429
Bob Miller, R ERA: 3.39	(8, 1)	1.0		5	1	0	0	0	1	0	0	0	0	0	4	8	0.00	2.000

PITCHER	IP	WLS	BF	H	R	ER	SO	BB	IBB	HBP	BLK	WP	HR	S	P	ERA	WHIP

BOTTOM

New York Mets @ Cincinnati Reds

Riverfront Stadium, Cincinnati, OH

Sun Aug 18 1974, 3:33 AM EDT

Att. 45,025 - Unknown

livebaseballscorecards.com

AB	30
R	6
H	7
RBI	5
BB	6
SO	7
LOB	17

WP: 0	PB: 0	SB: 2	CS: 0
PA: 38			

New York Mets @ Houston Astros

Astrodome, Houston, TX

Mon Aug 19 1974, 8:05 PM EDT

Att. 10,619 - Unknown

TOP

livebaseballscorecards.com

Batter	1	2	3	4	5	6	7	8	9	10	11	AB	R	H	RBI	BB	SO	LOB
Bud Harrelson, S (1, 6) OBP: 0.385, SLG: 0.281	F8		1-2 1B		F8		F7		1-2 2-3 BB			4	0	1	0	1	0	1
Felix Millan, R (1, 4) OBP: 0.303, SLG: 0.290	F9		F9		1B		F9		G5-2-3 3-Hf			5	0	1	0	0	0	6
Cleon Jones, R (1, 7) OBP: 0.341, SLG: 0.420	F9		F9		F9			F9		6-3		5	0	0	0	0	0	3
John Milner, L (1, 3) OBP: 0.328, SLG: 0.417 Ed Kranepool, L (8, 3) OBP: 0.373, SLG: 0.461		F5		3-1		F2		F7		F5		4 1	0 0	0 0	0 0	0 0	0 0	0 0
Ken Boswell, L (1, 9) OBP: 0.306, SLG: 0.323		FC6 BB		1B 2B		G3		K		G3		4	0	1	0	1	1	0
Wayne Garrett, L (1, 5) OBP: 0.318, SLG: 0.324		P3		2-3 1B		BB			E4 1B 1B		G3	4	1	1	0	1	0	1
Jerry Grote, R (1, 2) OBP: 0.332, SLG: 0.344		FC6 1-2f		K		L8			BB 1B 1-3 G5-2-3 1B		6-3	5	0	1	0	0	1	4
Don Hahn, R (1, 8) OBP: 0.369, SLG: 0.382 Rusty Staub, L (9, PH) OBP: 0.365, SLG: 0.424 Ted Martinez, R (9, PR) OBP: 0.239, SLG: 0.294 Jim Gosger, L (9, 8) OBP: 0.000, SLG: 0.000			K	K		SH3-4 BB			BB 1-2 3-H 1B		3-1	2 1 0 1	0 0 0 0	0 1 0 0	0 1 0 0	1 0 0 0	2 0 0 0	2 0 0 0
Tom Seaver, R (1, 1) OBP: 0.196, SLG: 0.063			1B BB		K		SH3-4 1-2		K			2	0	0	0	1	2	2

	AB	38
	R	1
	H	6
	RBI	1
	BB	5
	SO	6
	LOB	19

| Inning Stats | | |

Batter	1	2	3	4	5	6	7	8	9	10	11	AB	R	H	RBI	BB	SO	LOB
Greg Gross, L (1, 9) OBP: 0.403, SLG: 0.376	1-3		1B		F7			F7			SH2-4 1B 1B	5	1	2	0	0	0	0
Roger Metzger, S (1, 6) OBP: 0.302, SLG: 0.306	4-3		4-3			4-3		K			1-2 SH2-4	4	0	0	0	0	1	1
Cesar Cedeno, R (1, 8) OBP: 0.350, SLG: 0.500	F9			F2		6-3			BB 1B SF9-3-6		1-3	4	1	0	0	1	0	1
Bob Watson, R (1, 7) (8, 3) OBP: 0.377, SLG: 0.426		WP 1B		4-3		2B			1-3 1B SF9-3-6		IBB 1B	4	0	3	0	1	0	0
Milt May, L (1, 2) OBP: 0.361, SLG: 0.391		F9 1-3		BB 1B		4-3			1-2 3-H SF9-3-6		1-2 2-H 1B	3	0	1	2	1	0	2
Lee May, R (1, 3) OBP: 0.300, SLG: 0.445	K			1-2 1B			FC1-6 1B		1-3			3	0	2	0	0	1	1
Wilbur Howard, S (7, PR) (8, 7) OBP: 0.263, SLG: 0.278												1	0	0	0	0	0	0
Doug Rader, R (1, 5) OBP: 0.329, SLG: 0.418	K			F9			FC1-6 G4-3 1-2f			1-3		4	0	0	0	0	1	4
Tommy Helms, R (1, 4) OBP: 0.319, SLG: 0.363		6-3	F7				G4-3 1-2f			F8		4	0	0	0	0	0	1
Don Wilson, R (1, 1) OBP: 0.271, SLG: 0.348		K	6-3					K		K		3	0	0	0	0	2	0
Mike Cosgrove, L (9, 1) OBP: 0.176, SLG: 0.067												0	0	0	0	0	0	0
Ken Forsch, R (9, 1)												1	0	0	0	0	1	0
Inning Stats	R: 0 E: 0 K: 0 S: 3 H: 0 LOB: 0 BB: 0 P: 3	R: 0 E: 0 K: 2 S: 8 H: 1 LOB: 1 BB: 0 P: 8	R: 0 E: 0 K: 1 S: 6 H: 1 LOB: 1 BB: 0 P: 6	R: 0 E: 0 K: 0 S: 4 H: 1 LOB: 2 BB: 1 P: 8	R: 0 E: 0 K: 0 S: 3 H: 0 LOB: 0 BB: 0 P: 3	R: 0 E: 0 K: 0 S: 4 H: 1 LOB: 1 BB: 0 P: 4	R: 0 E: 0 K: 0 S: 3 H: 1 LOB: 1 BB: 0 P: 3	R: 0 E: 0 K: 2 S: 7 H: 0 LOB: 0 BB: 0 P: 7	R: 1 E: 0 K: 0 S: 3 H: 1 LOB: 0 BB: 1 P: 7	R: 0 E: 0 K: 1 S: 5 H: 0 LOB: 0 BB: 0 P: 5	R: 1 E: 0 K: 0 S: 4 H: 2 LOB: 2 BB: 1 P: 8	1B: 7 2B: 2 3B: 0 HR: 0	SF: 1 SAC: 1 DP: 2 HBP: 0					WP: 2 PB: 0 SB: 0 CS: 0	PA: 41

PITCHER	IP	WLS	BF	H	R	ER	SO	BB	IBB	HBP	BLK	WP	HR	S	P	ERA	WHIP
Tom Seaver, R (1, 1) ERA: 3.39	10.2	L	41	8	2	2	6	2	1	0	0	1	0	50	62	1.69	0.938

PITCHER	IP	WLS	BF	H	R	ER	SO	BB	IBB	HBP	BLK	WP	HR	S	P	ERA	WHIP

BOTTOM

New York Mets @ Houston Astros

Astrodome, Houston, TX

Mon Aug 19 1974, 8:05 PM EDT

Att. 10,619 - Unknown

livebaseballscorecards.com

AB	36
R	2
H	8
RBI	2
BB	3
SO	6
LOB	10

Batter	1	2	3	4	5	6	7	8	9	AB	R	H	RBI	BB	SO	LOB
Bud Harrelson, S (1, 6) OBP: 0.381, SLG: 0.276	L6		L7		3-1			F8		4	0	0	0	0	0	0
Felix Millan, R (1, 4) OBP: 0.305, SLG: 0.292	K			WP WP G3 1B		6-3		G1-6-3 1B		4	1	2	0	0	1	0
Cleon Jones, R (1, 7) OBP: 0.340, SLG: 0.417	F9			G3 WP 4-3 BB 1-2		F9		G1-6-3 1-2f		3	1	0	0	1	0	1
Ed Kranepool, L (1, 3) OBP: 0.370, SLG: 0.450		WP BB		G3 1-3 2-H		F9			6-3	3	0	0	1	1	0	1
Ken Boswell, L (1, 9) OBP: 0.299, SLG: 0.315		P6 1-2		4-3 3-H			4-3		F7	4	0	0	1	0	0	1
Wayne Garrett, L (1, 5) OBP: 0.322, SLG: 0.324		F8		BB			L9 S 1B		BB	2	0	1	0	2	0	1
Jerry Grote, R (1, 2) OBP: 0.331, SLG: 0.341		L3		F8			FC4 1-2 BB		F8	3	0	0	0	1	0	3
Don Hahn, R (1, 8) OBP: 0.367, SLG: 0.379			1-3		5-3		L9 2-3			2	0	0	0	0	0	0
Rusty Staub, L (7, PH) OBP: 0.364, SLG: 0.423										1	0	0	0	0	0	2
Jim Gosger, L (7, 8)										0	0	0	0	0	0	0
Bob Apodaca, R (1, 1) OBP: 0.190, SLG: 0.167			L7		4-3		FC4 1-2f			1	0	0	0	0	0	0
Ray Sadecki, L (4, 1) OBP: 0.091, SLG: 0.091										1	0	0	0	0	0	0
Duffy Dyer, R (7, PH) OBP: 0.273, SLG: 0.130										1	0	0	0	0	0	2
Bob Miller, R (7, 1) OBP: 0.111, SLG: 0.222										0	0	0	0	0	0	0
Inning Stats	R: 0 H: 0 E: 0 LOB: 0 K: 1 BB: 0 S: 5 P: 5	R: 0 H: 0 E: 0 LOB: 1 K: 0 BB: 1 S: 3 P: 7	R: 0 H: 0 E: 0 LOB: 0 K: 0 BB: 0 S: 3 P: 3	R: 2 H: 1 E: 0 LOB: 1 K: 0 BB: 2 S: 4 P: 12	R: 0 H: 0 E: 0 LOB: 0 K: 0 BB: 0 S: 3 P: 3	R: 0 H: 0 E: 0 LOB: 0 K: 0 BB: 0 S: 3 P: 3	R: 0 H: 1 E: 0 LOB: 2 K: 0 BB: 1 S: 4 P: 8	R: 0 H: 1 E: 0 LOB: 0 K: 0 BB: 0 S: 3 P: 3	R: 0 H: 0 E: 0 LOB: 1 K: 0 BB: 1 S: 3 P: 7	1B: 3 SF: 0 2B: 0 SAC: 0 3B: 0 DP: 1 HR: 0 HBP: 0						

PITCHER		IP	WLS	BF	H	R	ER	SO	BB	IBB	HBP	BLK	WP	HR	S	P	ERA	WHIP
J.R. Richard, R ERA: 2.84	(1, 1)	6.1	W	25	2	2	2	1	4	0	0	0	3	0	23	39	2.84	0.947
Mike Cosgrove, L ERA: 2.26	(7, 1)	2.2	S	9	1	0	0	0	1	0	0	0	0	0	8	12	0.00	0.750

PITCHER	IP	WLS	BF	H	R	ER	SO	BB	IBB	HBP	BLK	WP	HR	S	P	ERA	WHIP

TOP

New York Mets @ Houston Astros

Astrodome, Houston, TX

Tue Aug 20 1974, 8:05 PM EDT

Att. 11,539 - Unknown

livebaseballscorecards.com

AB	29
R	2
H	3
RBI	2
BB	5
SO	1
LOB	11

WP: 3	PA: 34
PB: 0	
SB: 1	
CS: 0	

New York Mets @ Houston Astros

Astrodome, Houston, TX

Tue Aug 20 1974, 8:05 PM EDT

Att. 11,539 - Unknown

BOTTOM

Batter	1	2	3	4	5	6	7	8	9	AB	R	H	RBI	BB	SO	LOB
Greg Gross, L (1, 9) OBP: 0.405, SLG: 0.378	FC6-4 1B		E 1B 1B		6-3		G3	E9 1-H 3-H 1B		5	1	3	1	0	0	0
Roger Metzger, S (1, 6) OBP: 0.303, SLG: 0.314	FC6-4 1-2f		P3 1-2		1B 2B		WP 3B	4-3		5	2	2	0	0	0	3
Cesar Cedeno, R (1, 8) OBP: 0.351, SLG: 0.499	K		2-H 1B		1B BB		F7 3-H			3	0	1	1	1	1	1
Bob Watson, R (1, 7) OBP: 0.378, SLG: 0.425	4-3		F9		1-3 2-H 1B		BB			3	0	1	1	1	0	1
Wilbur Howard, S (7, PR) (8, 7) OBP: 0.263, SLG: 0.278										0	0	0	0	0	0	0
Milt May, L (1, 2) OBP: 0.356, SLG: 0.385		4-3		K	P6		4-3			4	0	0	0	0	1	2
Lee May, R (1, 3) OBP: 0.304, SLG: 0.453		HR		WP 1B		B1-5-4 1B BB		K		3	1	2	1	1	1	0
Doug Rader, R (1, 5) OBP: 0.330, SLG: 0.422		WP 1B		K		K		E E 2B		4	1	2	0	0	2	2
Tommy Helms, R (1, 4) OBP: 0.321, SLG: 0.363		5-3 1-2		1-2 IBB		1-2 1B		5-3		3	0	1	0	1	0	2
Larry Milbourne, S (9, 4) OBP: 0.368, SLG: 0.358										0	0	0	0	0	0	0
J.R. Richard, R (1, 1)		5-3		5-3		B1-5-4 2-3f		E5 E E 2-3		3	0	0	0	0	0	5
Mike Cosgrove, L (7, 1) OBP: 0.167, SLG: 0.063										1	1	0	0	0	0	1
Inning Stats	R: 0 E: 0 K: 1 S: 6 / H: 1 LOB: 1 BB: 0 P: 6	R: 1 E: 0 K: 0 S: 5 / H: 2 LOB: 1 BB: 0 P: 5	R: 1 E: 1 K: 0 S: 4 / H: 2 LOB: 0 BB: 0 P: 4	R: 0 E: 0 K: 2 S: 8 / H: 1 LOB: 2 BB: 1 P: 12	R: 1 E: 0 K: 0 S: 4 / H: 2 LOB: 1 BB: 1 P: 8	R: 0 E: 0 K: 1 S: 5 / H: 1 LOB: 1 BB: 1 P: 9	R: 1 E: 0 K: 0 S: 4 / H: 1 LOB: 1 BB: 1 P: 8	R: 2 E: 2 K: 1 S: 8 / H: 2 LOB: 1 BB: 0 P: 8		1B: 8 2B: 2 3B: 1 HR: 1		SF: 0 SAC: 0 DP: 1 HBP: 0				

livebaseballscorecards.com

AB	34
R	6
H	12
RBI	4
BB	4
SO	5
LOB	17

PITCHER		IP	WLS	BF	H	R	ER	SO	BB	IBB	HBP	BLK	WP	HR	S	P	ERA	WHIP
Bob Apodaca, R ERA: 4.24	(1, 1)	3.2		16	6	2	1	3	0	0	0	0	1	1	22	22	2.46	1.636
Ray Sadecki, L ERA: 4.33	(4, 1)	2.1	L	11	3	1	1	1	2	1	0	0	1	0	10	22	3.86	2.143
Bob Miller, R ERA: 3.43	(7, 1)	2.0		11	3	3	1	1	1	0	0	0	1	0	12	16	4.50	2.000

PITCHER	IP	WLS	BF	H	R	ER	SO	BB	IBB	HBP	BLK	WP	HR	S	P	ERA	WHIP

Batter	1	2	3	4	5	6	7	8	9	AB	R	H	RBI	BB	SO	LOB
Bud Harrelson, S (1, 6) OBP: 0.383, SLG: 0.276	4-3	1B		6-3 BB		1B SF3 1B BB 1-2	P4		K	4	1	1	0	2	1	4
Felix Millan, R (1, 4) OBP: 0.310, SLG: 0.294	E 2B BB	5-3		6-3 1-2		SF3 1B 1B 1-2 2-3	FC6-4 1B 1-2 2-H 3-H		1B E HBP 1-2	4	2	2	2	1	0	2
Cleon Jones, R (1, 7) OBP: 0.339, SLG: 0.414 Jim Gosger, L (8, 7) OBP: 0.111, SLG: 0.111	E4 2B 1-2		F9	G3		SF3 1B 1-2 2-3 3-H	FC6-4 1-2f		FC4 1B 1-2 2-3	5 1	1 0	1 1	1 0	0 0	0 0	4 0
Rusty Staub, L (1, 9) OBP: 0.366, SLG: 0.425	1-3 1B 2B 1-H 2-H		1B 1B BB		F7	SF3 1-2 2-3 3-H		G3-6-1 BB	FC4 1-2f 2-H 3-H	3	2	1	4	2	0	1
Ed Kranepool, L (1, 3) OBP: 0.372, SLG: 0.451 John Milner, L (3, PR) OBP: 0.326, SLG: 0.414 (3, 3) George Theodore, R (8, 3) OBP: 0.242, SLG: 0.228	1-3 2-3		E 1B 1B 1-3		5-3	K		G3-6-1 1-2f	K	2 3 1	0 0 0	1 0 0	0 0 0	0 0 0	0 1 1	1 3 1
Wayne Garrett, L (1, 5) OBP: 0.327, SLG: 0.329	1B 3-H		E 1B 1-2 3-H		1B		F7	1B BB		4	0	3	2	1	0	0
Ron Hodges, L (1, 2) OBP: 0.340, SLG: 0.400	4-3		E4 G6-4-3 1-2 2-3		4-3		E E 1B BB	FC5-4 1-2	1B	4	1	1	0	1	0	4
Don Hahn, R (1, 8) OBP: 0.360, SLG: 0.371		L7	G6-4-3 1-2f			5-3	E6 E 1B 1-2	FC5-4 1-2f		5	1	0	0	0	0	6
Jerry Koosman, R (1, 1) OBP: 0.205, SLG: 0.162		K	K			1B BB 1B BB	FC2 1B 1-2 2-3		1B HBP FC4 1B	4	2	1	0	1	2	2
Inning Stats	R: 3 H: 2 E: 1 LOB: 1 K: 0 BB: 1 S: 6 P: 10	R: 0 H: 1 E: 0 LOB: 1 K: 1 BB: 0 S: 6 P: 6	R: 1 H: 2 E: 1 LOB: 3 K: 0 BB: 1 S: 5 P: 9	R: 0 H: 0 E: 0 LOB: 1 K: 1 BB: 1 S: 5 P: 9	R: 0 H: 1 E: 0 LOB: 1 K: 0 BB: 0 S: 4 P: 4	R: 2 H: 2 E: 0 LOB: 2 K: 1 BB: 2 S: 7 P: 15	R: 2 H: 1 E: 2 LOB: 2 K: 0 BB: 1 S: 6 P: 10	R: 0 H: 1 E: 0 LOB: 2 K: 0 BB: 2 S: 3 P: 11	R: 2 H: 2 E: 1 LOB: 1 K: 2 BB: 0 S: 9 P: 10	1B: 11 SF: 1 2B: 1 SAC: 0 3B: 0 DP: 2 HR: 0 HBP: 1						

TOP

New York Mets @ Houston Astros

Astrodome, Houston, TX

Wed Aug 21 1974, 8:05 PM EDT

Att. 9,663 - Unknown

livebaseballscorecards.com

AB	40
R	10
H	12
RBI	9
BB	8
SO	5
LOB	28

WP: 0 PA: 50
PB: 0
SB: 0
CS: 0

PITCHER		IP	WLS	BF	H	R	ER	SO	BB	IBB	HBP	BLK	WP	HR	S	P	ERA	WHIP
Tom Griffin, R ERA: 3.31	(1, 1)	5.0	L	25	6	4	2	2	3	0	0	0	0	0	26	38	3.60	1.800
Jim York, R ERA: 3.0	(6, 1)	0.1		5	2	2	2	0	2	0	0	0	0	0	3	11	54.00	12.000
Ramon de los Santos, L ERA:	(6, 1)	2.2		14	2	2	0	1	3	0	0	0	0	0	13	25	0.00	1.875
Fred Scherman, L ERA: 4.28	(9, 1)	1.0		6	2	2	1	2	0	0	1	0	0	0	9	10	9.00	2.000

PITCHER		IP	WLS	BF	H	R	ER	SO	BB	IBB	HBP	BLK	WP	HR	S	P	ERA	WHIP

BOTTOM

New York Mets @ Houston Astros

Astrodome, Houston, TX

Wed Aug 21 1974, 8:05 PM EDT

Att. 9,663 - Unknown

Batter	1	2	3	4	5	6	7	8	9	AB	R	H	RBI	BB	SO	LOB
Greg Gross, L (1, 9) OBP: 0.402, SLG: 0.375	E3 FC5-4 1B		1-3 1-2		L6			F7		4	0	0	0	0	0	3
Roger Metzger, S (1, 6) OBP: 0.305, SLG: 0.316	FC5-4 1-2 1B		K			G4-6-3 1B		K		4	0	2	0	0	2	2
Cesar Cedeno, R (1, 8) OBP: 0.350, SLG: 0.499	FC5-4 G6-4-3 1-2f 2-3			K		K			WP SF8 2B	4	1	1	0	0	2	3
Bob Watson, R (1, 7) OBP: 0.375, SLG: 0.422	G6-4-3 1-2f			K		G4-6-3 1-2f			6-3 2-3	4	0	0	0	0	1	4
Cliff Johnson, R (1, 2) OBP: 0.348, SLG: 0.448		4-3		5-3			5-3		SF8 3-H	3	0	0	1	0	0	0
Lee May, R (1, 3) OBP: 0.303, SLG: 0.458		P4			HR		L6		6-3	4	1	1	1	0	0	0
Doug Rader, R (1, 5) OBP: 0.330, SLG: 0.423		P6			2B		5-3			3	0	1	0	0	0	0
Tommy Helms, R (1, 4) OBP: 0.324, SLG: 0.363 Larry Milbourne, S (8, PR) OBP: 0.368, SLG: 0.358 (9, 4)			1-3 1B		F3			BB		2 0	0 0	1 0	0 0	1 0	0 0	1 0
Tom Griffin, R (1, 1) OBP: 0.315, SLG: 0.471 Ray Busse, R (5, PH) OBP: 0.167, SLG: 0.167 Jim York, R (6, 1) Ramon de los Santos, L (6, 1) Dave Campbell, R (8, PH) OBP: 0.130, SLG: 0.136 Fred Scherman, L (9, 1)			F7		K			K		1 1 0 0 1 0	0 0 0 0 0 0	0 0 0 0 0 0	0 0 0 0 0 0	0 1 0 0 1 0	0 1 0 0 1 0	1 1 0 0 1 0
Inning Stats	R: 0 E: 1 K: 0 S: 4 H: 1 LOB: 1 BB: 0 P: 4	R: 0 E: 0 K: 0 S: 3 H: 0 LOB: 0 BB: 0 P: 3	R: 0 E: 0 K: 1 S: 6 H: 1 LOB: 1 BB: 0 P: 6	R: 0 E: 0 K: 2 S: 7 H: 0 LOB: 0 BB: 0 P: 7	R: 1 E: 0 K: 1 S: 7 H: 2 LOB: 1 BB: 0 P: 7	R: 0 E: 0 K: 1 S: 5 H: 1 LOB: 0 BB: 0 P: 5	R: 0 E: 0 K: 0 S: 3 H: 0 LOB: 0 BB: 0 P: 3	R: 0 E: 0 K: 2 S: 7 H: 0 LOB: 1 BB: 1 P: 11	R: 1 E: 0 K: 0 S: 4 H: 1 LOB: 0 BB: 0 P: 4	1B: 3 2B: 2 3B: 0 HR: 1	SF: 1 SAC: 0 DP: 2 HBP: 0						

livebaseballscorecards.com

AB	31
R	2
H	6
RBI	2
BB	1
SO	7
LOB	16

WP: 1 PB: 0 SB: 0 CS: 0 PA: 33

PITCHER	IP	WLS	BF	H	R	ER	SO	BB	IBB	HBP	BLK	WP	HR	S	P	ERA	WHIP
Jerry Koosman, L (1, 1) ERA: 3.3	9.0	W	33	6	2	2	7	1	0	0	0	1	1	46	50	2.00	0.778

PITCHER	IP	WLS	BF	H	R	ER	SO	BB	IBB	HBP	BLK	WP	HR	S	P	ERA	WHIP

Batter	1	2	3	4	5	6	7	8	9	10	AB	R	H	RBI	BB	SO	LOB
Bud Harrelson, S (1, 6) OBP: 0.377, SLG: 0.271	K		K			1-3	K		6-3		5	0	0	0	0	3	0
Felix Millan, R (1, 4) OBP: 0.311, SLG: 0.298	F8			F8		2B 1B	2B			1-3	5	1	2	0	0	0	0
Cleon Jones, R (1, 7) OBP: 0.339, SLG: 0.416	F8			6-3		1-H 2B	K			6-3 1B 1B	5	1	2	1	0	1	1
Rusty Staub, L (1, 9) OBP: 0.368, SLG: 0.424		F7		BB		2B SF7 BB		F9		6-3 1-2	3	1	1	0	2	0	0
Ed Kranepool, L (1, 3) OBP: 0.375, SLG: 0.456		BB		F9		1-3 2-H 2B		E3		6-3 1-2 2-3	3	0	1	1	1	0	1
George Theodore, R (8, PR) OBP: 0.238, SLG: 0.224 (8, 3)											1	0	0	0	0	0	2
Wayne Garrett, L (1, 5) OBP: 0.328, SLG: 0.326		K			F2	IBB		P5		FC6-4 IBB	3	0	0	0	2	1	2
Jerry Grote, R (1, 2) OBP: 0.327, SLG: 0.337		5-3			P3	SF7 3-H		K		FC6-4 1-2f	4	0	0	1	0	1	5
Don Hahn, R (1, 8) OBP: 0.360, SLG: 0.370			F8		1B	5-3			4-1		3	0	1	0	0	0	2
Jim Gosger, L (7, 8) OBP: 0.100, SLG: 0.100											1	0	0	0	0	0	0
Jon Matlack, L (1, 1) OBP: 0.149, SLG: 0.082			G3		4-3		F7		K		4	0	0	0	0	1	1
Tug McGraw, R (9, 1) OBP: 0.143, SLG: 0.286											0	0	0	0	0	0	0
Inning Stats	R: 0 E: 0 K: 1 S: 5 H: 0 LOB: 0 BB: 0 P: 5	R: 0 E: 0 K: 1 S: 5 H: 0 LOB: 1 BB: 1 P: 9	R: 0 E: 0 K: 1 S: 5 H: 0 LOB: 0 BB: 0 P: 5	R: 0 E: 0 K: 0 S: 3 H: 0 LOB: 1 BB: 1 P: 7	R: 0 E: 0 K: 0 S: 4 H: 1 LOB: 1 BB: 0 P: 4	R: 3 E: 0 K: 0 S: 6 H: 3 LOB: 2 BB: 2 P: 14	R: 0 E: 0 K: 2 S: 8 H: 1 LOB: 1 BB: 0 P: 8	R: 0 E: 1 K: 1 S: 6 H: 0 LOB: 1 BB: 0 P: 6	R: 0 E: 0 K: 1 S: 5 H: 0 LOB: 0 BB: 0 P: 5	R: 0 E: 0 K: 0 S: 5 H: 2 LOB: 3 BB: 1 P: 9	1B: 4 2B: 3 3B: 0 HR: 0 SF: 1 SAC: 0 DP: 0 HBP: 0						

PITCHER		IP	WLS	BF	H	R	ER	SO	BB	IBB	HBP	BLK	WP	HR	S	P	ERA	WHIP
Ron Reed, R ERA: 2.94	(1, 1)	7.0		30	5	3	3	5	3	1	0	0	0	0	36	52	3.86	1.143
Tom House, L ERA: 2.02	(8, 1)	2.0		7	0	0	0	2	0	0	0	0	0	0	11	11	0.00	0.000
Max Leon, R ERA: 2.35	(10, 1)	1.0	W	6	2	0	0	0	0	1	0	0	0	0	5	9	0.00	2.000

PITCHER	IP	WLS	BF	H	R	ER	SO	BB	IBB	HBP	BLK	WP	HR	S	P	ERA	WHIP

TOP

New York Mets @ Atlanta Braves

Atlanta Stadium, Atlanta, GA

Fri Aug 23 1974, 7:05 PM EDT

Unknown

livebaseballscorecards.com

AB	37
R	3
H	7
RBI	3
BB	5
SO	7
LOB	14

1B: 4	SF: 1	WP: 0	PA: 43
2B: 3	SAC: 0	PB: 0	
3B: 0	DP: 0	SB: 0	
HR: 0	HBP: 0	CS: 0	

Batter	1	2	3	4	5	6	7	8	9	10	AB	R	H	RBI	BB	SO	LOB
Ralph Garr, L (1, 9) (9, 7) OBP: 0.389, SLG: 0.499	K			1B		K		P6	F8		5	1	1	0	0	2	2
Marty Perez, R (1, 4) OBP: 0.333, SLG: 0.373	G3			K		G3		FC6-4 HBP		SH3-4	5	1	2	0	0	1	1
Darrell Evans, L (1, 5) OBP: 0.389, SLG: 0.419	K			1B		K		HBP		SH3-4	3	0	1	0	0	2	0
Hank Aaron, R (1, 7) OBP: 0.345, SLG: 0.513		G5-6-4-3		1-2 3-H				FC6-4		K	4	1	3	1	0	0	2
Rowland Office, L (8, PR) (9, 8) OBP: 0.283, SLG: 0.348		1B		1B			1B	1B			1	0	0	0	0	1	1
Dusty Baker Jr., R (1, 8) (9, 9) OBP: 0.325, SLG: 0.412		G5-6-4-3 1-2f		F7			P4	F9		IBB	4	0	0	0	1	0	6
Davey Johnson, R (1, 3) OBP: 0.349, SLG: 0.378		K		5-3			1B		6-3 SH SF7 1B	1-2 2-H 1B	4	0	2	0	0	1	2
Craig Robinson, R (9, PR) OBP: 0.264, SLG: 0.242											0	1	0	0	0	0	0
Mike Lum, L (10, 3) OBP: 0.321, SLG: 0.372											1	0	1	1	0	0	0
Leo Foster, R (1, 6) OBP: 0.288, SLG: 0.276		P4			K		K		SH 6-3 1-2		3	0	0	0	0	2	2
Vic Correll, R (1, 2) OBP: 0.306, SLG: 0.357		F9			F2		1-2 2-H 1B		6-3 1-2 2-3		4	0	1	1	0	0	2
Ron Reed, R (1, 1) OBP: 0.130, SLG: 0.111		6-3			K		K		SF7 3-H		2	0	0	0	0	1	0
Ivan Murrell, R (7, PH) OBP: 0.262, SLG: 0.324											1	0	0	0	0	1	2
Tom House, L (8, 1) OBP: 0.286, SLG: 0.286											0	0	0	0	0	0	0
Paul Casanova, R (9, PH) OBP: 0.231, SLG: 0.200											0	0	0	1	0	0	0
Max Leon, R (10, 1) OBP: 0.077, SLG: 0.083											0	0	0	0	0	0	0
Inning Stats	R: 0 E: 0 K: 2 S: 7 H: 0 LOB: 0 BB: 0 P: 7	R: 0 E: 0 K: 1 S: 5 H: 1 LOB: 0 BB: 0 P: 5	R: 0 E: 0 K: 0 S: 3 H: 0 LOB: 0 BB: 0 P: 3	R: 1 E: 0 K: 1 S: 8 H: 3 LOB: 2 BB: 0 P: 8	R: 0 E: 0 K: 2 S: 7 H: 0 LOB: 0 BB: 0 P: 7	R: 0 E: 0 K: 2 S: 7 H: 0 LOB: 0 BB: 0 P: 7	R: 1 E: 0 K: 2 S: 10 H: 3 LOB: 2 BB: 0 P: 10	R: 0 E: 0 K: 0 S: 4 H: 1 LOB: 2 BB: 0 P: 5	R: 1 E: 1 K: 0 S: 5 H: 1 LOB: 2 BB: 0 P: 5	R: 1 E: 0 K: 1 S: 6 H: 2 LOB: 2 BB: 1 P: 10	1B: 11 2B: 0 3B: 0 HR: 0	SF: 1 SAC: 2 DP: 1 HBP: 1						

PITCHER	IP	WLS	BF	H	R	ER	SO	BB	IBB	HBP	BLK	WP	HR	S	P	ERA	WHIP
Jon Matlack, L (1, 1) ERA: 2.65	8.0		33	9	3	2	10	0	0	1	0	0	0	52	53	2.25	1.125
Tug McGraw, L (9, 1) ERA: 4.53	1.2	L	9	2	1	1	1	0	1	0	0	0	0	10	14	5.40	1.200

PITCHER	IP	WLS	BF	H	R	ER	SO	BB	IBB	HBP	BLK	WP	HR	S	P	ERA	WHIP

BOTTOM

New York Mets @ Atlanta Braves

Atlanta Stadium, Atlanta, GA

Fri Aug 23 1974, 7:05 PM EDT

Unknown

livebaseballscorecards.com

AB	37
R	4
H	11
RBI	4
BB	1
SO	11
LOB	20

WP: 0 PA: 42
PB: 0
SB: 0
CS: 0

New York Mets @ Atlanta Braves

Atlanta Stadium, Atlanta, GA

Fri Aug 23 1974, 7:05 PM EDT

Att. 12,860 - Unknown

TOP

livebaseballscorecards.com

Batter	1	2	3	4	5	6	7	8	9	AB	R	H	RBI	BB	SO	LOB
Ted Martinez, R (1, 6) OBP: 0.239, SLG: 0.293	P6		5-3			P5		1-2 1B		4	0	1	0	0	0	0
Felix Millan, R (1, 4) OBP: 0.313, SLG: 0.297	BB			3-1 G3 BB		6-3		G3		2	0	0	0	2	0	2
Ken Boswell, L (1, 7) OBP: 0.293, SLG: 0.308	F9			G3 1-2			F9		P6	4	0	0	0	0	0	2
Rusty Staub, L (1, 9) OBP: 0.365, SLG: 0.420	4-3			3-1 2-3			F8		F9	4	0	0	0	0	0	2
Wayne Garrett, L (1, 5) OBP: 0.327, SLG: 0.326		F9		4-3			1B		3-1	4	0	1	0	0	0	1
Ron Hodges, L (1, 2) OBP: 0.340, SLG: 0.398		F8			FC4-6 1B		1-3			3	0	1	0	0	0	1
Jim Gosger, L (1, 8) OBP: 0.077, SLG: 0.077		F7			FC4-6 G6-4-3 1-2f			F8		3	0	0	0	0	0	1
George Theodore, R (1, 3) OBP: 0.227, SLG: 0.213			P2		G6-4-3 1-2f			1-3		3	0	0	0	0	0	1
Harry Parker, R (1, 1) Jerry Cram, R (4, 1) Bud Harrelson, S (6, PH) OBP: 0.376, SLG: 0.270 Jack Aker, R (6, 1) OBP: 0.333, SLG: 0.667 Duffy Dyer, R (8, PH) OBP: 0.286, SLG: 0.130 Bob Miller, R (8, 1) OBP: 0.111, SLG: 0.222			4-3			6-3		BB 1B		1 0 1 0 0 0	0 0 0 0 0 0	0 0 0 0 1 0	0 0 0 0 0 0	0 0 0 0 0 0	0 0 0 0 0 0	0 0 0 0 0 0

Inning Stats										
	R: 0 E: 0 K: 0 S: 3	H: 0 LOB: 1 BB: 1 P: 7	R: 0 E: 0 K: 0 S: 3	H: 0 LOB: 0 BB: 0 P: 3	R: 0 E: 0 K: 0 S: 3	H: 0 LOB: 0 BB: 0 P: 3	R: 0 E: 0 K: 0 S: 3	H: 0 LOB: 1 BB: 1 P: 7	R: 0 E: 0 K: 0 S: 3	H: 1 LOB: 0 BB: 0 P: 3
	R: 0 E: 0 K: 0 S: 3	H: 0 LOB: 0 BB: 0 P: 3	R: 0 E: 0 K: 0 S: 4	H: 1 LOB: 1 BB: 0 P: 4	R: 0 E: 0 K: 0 S: 4	H: 1 LOB: 2 BB: 1 P: 8	R: 0 E: 0 K: 0 S: 3	H: 0 LOB: 0 BB: 0 P: 3	1B: 3 2B: 0 3B: 0 HR: 0	SF: 0 SAC: 0 DP: 1 HBP: 0

	AB	29
	R	0
	H	3
	RBI	0
	BB	3
	SO	0
	LOB	10

	WP: 0	PA: 32
	PB: 0	
	SB: 0	
	CS: 0	

PITCHER		IP	WLS	BF	H	R	ER	SO	BB	IBB	HBP	BLK	WP	HR	S	P	ERA	WHIP
Lew Krausse, R ERA: 2.7	(1, 1)	6.0	W	20	1	0	0	0	2	0	0	0	0	0	18	26	0.00	0.500
Tom House, L ERA: 1.94	(7, 1)	3.0	S	12	2	0	0	0	1	0	0	0	0	0	11	15	0.00	1.000

PITCHER	IP	WLS	BF	H	R	ER	SO	BB	IBB	HBP	BLK	WP	HR	S	P	ERA	WHIP

New York Mets @ Atlanta Braves

Atlanta Stadium, Atlanta, GA

Fri Aug 23 1974, 7:05 PM EDT

Att. 12,860 - Unknown

BOTTOM

Batter	1	2	3	4	5	6	7	8	9	AB	R	H	RBI	BB	SO	LOB
Ralph Garr, L (1, 7) OBP: 0.390, SLG: 0.499	F9 BB 1B	F7		CS 1B 1-3 3-H 1B		4-3		P3		4	0	2	1	0	0	1
Ivan Murrell, R (8, 9) OBP: 0.259, SLG: 0.320										1	0	0	0	0	0	1
Marty Perez, R (1, 4) OBP: 0.334, SLG: 0.371	BBBB 1-2 BB		F7	1-2 3-H 1B			E5 FC4-6	4-3		4	1	1	1	1	0	1
Darrell Evans, L (1, 5) OBP: 0.390, SLG: 0.425	F9 2-3		HR	SSS K 2-3			BBBB FC4-6 BB BB			3	1	1	1	1	1	4
Mike Lum, L (1, 9) OBP: 0.324, SLG: 0.372 (8, 7)	P6		FC6-4 1B		6-3		BBBB FC4-6 1-2 BB			3	0	1	0	1	0	2
Frank Tepedino, L (1, 3) OBP: 0.270, SLG: 0.285	F7		FC6-4 S 1-2f		4-3		P4			4	0	0	0	0	0	6
Rowland Office, L (1, 8) OBP: 0.277, SLG: 0.341		P6	6-3 1-2		F8		FC4-6 FC5-4 1-2f 2-3 3-H			4	0	0	1	0	0	3
Leo Foster, R (1, 6) OBP: 0.286, SLG: 0.274		SSS K		1B 1B	SSS K	FC5-4 1-2f				4	1	1	0	0	2	2
Johnny Oates, L (1, 2) OBP: 0.290, SLG: 0.285		HR 1B		1B 1B 1-3 1B		SH1-4 1B		BBBB SH2-4 BB		3	2	3	0	1	0	0
Lew Krausse, R (1, 1) OBP: 0.600, SLG: 1.250 Tom House, L (7, 1) OBP: 0.286, SLG: 0.286		1-H HR		SSS K		SH1-4 1-2		SH2-4 1-2		2	1	1	2	0	1	2
										0	0	0	0	0	0	0
Inning Stats	R: 0 E: 0 K: 0 S: 4 H: 1 LOB: 2 BB: 1 P: 8	R: 2 E: 0 K: 1 S: 7 H: 2 LOB: 0 BB: 0 P: 7	R: 1 E: 0 K: 0 S: 5 H: 2 LOB: 1 BB: 0 P: 5	R: 2 E: 0 K: 2 S: 10 H: 4 LOB: 2 BB: 0 P: 10	R: 0 E: 0 K: 0 S: 3 H: 0 LOB: 0 BB: 0 P: 3	R: 0 E: 0 K: 1 S: 6 H: 1 LOB: 1 BB: 0 P: 6	R: 1 E: 1 K: 0 S: 4 H: 0 LOB: 2 BB: 2 P: 12	R: 0 E: 0 K: 0 S: 3 H: 0 LOB: 1 BB: 1 P: 7		1B: 8 2B: 1 3B: 0 HR: 2 SF: 0 SAC: 2 DP: 1 HBP: 0						

livebaseballscorecards.com

	AB	32
	R	6
	H	10
	RBI	6
	BB	4
	SO	4
	LOB	22

WP: 0 PB: 0 SB: 1 CS: 1 PA: 38

PITCHER		IP	WLS	BF	H	R	ER	SO	BB	IBB	HBP	BLK	WP	HR	S	P	ERA	WHIP
Harry Parker, R ERA: 3.8	(1, 1)	3.1	L	20	9	5	5	2	1	0	0	0	0	2	23	27	13.50	3.000
Jerry Cram, R ERA:	(4, 1)	1.2		4	0	0	0	1	0	0	0	0	0	0	6	6	0.00	0.000
Jack Aker, R ERA: 3.91	(6, 1)	2.0		10	1	1	0	1	2	0	0	0	0	0	10	18	0.00	1.500
Bob Miller, R ERA: 3.38	(8, 1)	1.0		4	0	0	0	0	1	0	0	0	0	0	3	7	0.00	1.000

PITCHER	IP	WLS	BF	H	R	ER	SO	BB	IBB	HBP	BLK	WP	HR	S	P	ERA	WHIP

Batter	1	2	3	4	5	6	7	8	9	10	AB	R	H	RBI	BB	SO	LOB
Bud Harrelson, S (1, 6) OBP: 0.379, SLG: 0.268	BBBBB 4-0 1B S G4-3 BB		x 0-0 ② F7			x 0-0 ① 6-3		BBBBB 4-0 BB		BBBBB 4-0 BB	2	1	0	0	3	0	0
Felix Millan, R (1, 4) OBP: 0.314, SLG: 0.298	x 0-0 G4-3 1-3 1B		x 0-0 FC6 1B			x 0-0 ② F8		x 0-0 ③ F9		x 0-0 ③ F8	5	0	2	0	0	0	2
Cleon Jones, R (1, 7) OBP: 0.341, SLG: 0.417	x 0-0 ① ② G4-3 1-2f 3-H		x 0-0 ③ FC6 1-2f			x 0-0 1B			x 0-0 4-3 1-3 1B 1B		4	1	2	0	0	0	2
Rusty Staub, L (1, 9) OBP: 0.364, SLG: 0.426	x 0-0 HR			x 0-0 ① F8		x 0-0 ③ F9			x 0-0 ① 1-3 1-2		4	1	1	1	0	0	2
Ed Kranepool, L (1, 3) OBP: 0.365, SLG: 0.443	SSS 0-3 ③ K			x 0-0 ② F9			x 0-0 ① 4-3		x 0-0 ② 4-3 2-3		4	0	0	0	0	1	1
Wayne Garrett, L (1, 5) OBP: 0.327, SLG: 0.325		x 0-0 ① 3-1		x 0-0 ③ 3-1			SSS 0-3 ② K		x 0-0 FC6-4 3-H 1B		4	0	1	1	0	1	0
Jerry Grote, R (1, 2) OBP: 0.326, SLG: 0.335		x 0-0 ② F8			x 0-0 G1-6-3 1B		x 0-0 ③ 5-3		x 0-0 ③ FC6-4 1-2f		4	0	1	0	0	0	1
Jim Gosger, L (1, 8) OBP: 0.059, SLG: 0.059		x 0-0 ③ G1			x 0-0 ① P3			x 0-0 ① F8		x 0-0 ① 6-3	4	0	0	0	0	0	1
Tom Seaver, R (1, 1) OBP: 0.190, SLG: 0.060			x 0-0 ① 4-3		x 0-0 ② ③ G1-6-3 1-2f			x 0-0 ② 6-3		x 0-0 ② 6-3	2	0	0	0	0	0	1
Ken Boswell, L (8, PH) OBP: 0.291, SLG: 0.306											1	0	0	0	0	0	0
Jerry Cram, R (8, 1)											0	0	0	0	0	0	0
Ron Hodges, L (10, PH) OBP: 0.336, SLG: 0.394											1	0	0	0	0	0	0
Bob Miller, R (10, 1) OBP: 0.111, SLG: 0.222											0	0	0	0	0	0	0
Inning Stats	R: 2 H: 2 E: 0 LOB: 0 K: 1 BB: 1 S: 6 P: 10	R: 0 H: 0 E: 0 LOB: 0 K: 0 BB: 0 S: 3 P: 3	R: 0 H: 1 E: 0 LOB: 1 K: 0 BB: 0 S: 4 P: 4	R: 0 H: 0 E: 0 LOB: 0 K: 0 BB: 0 S: 3 P: 3	R: 0 H: 1 E: 0 LOB: 0 K: 0 BB: 0 S: 3 P: 3	R: 0 H: 1 E: 0 LOB: 1 K: 0 BB: 0 S: 4 P: 4	R: 0 H: 0 E: 0 LOB: 0 K: 1 BB: 0 S: 5 P: 5	R: 0 H: 0 E: 0 LOB: 1 K: 0 BB: 1 S: 3 P: 7	R: 1 H: 2 E: 0 LOB: 1 K: 0 BB: 0 S: 5 P: 5	R: 0 H: 0 E: 0 LOB: 1 K: 0 BB: 1 S: 3 P: 7	1B: 6 SF: 0 2B: 0 SAC: 0 3B: 0 DP: 2 HR: 1 HBP: 0						

PITCHER	IP	WLS	BF	H	R	ER	SO	BB	IBB	HBP	BLK	WP	HR	S	P	ERA	WHIP
Carl Morton, R (1, 1) ERA: 3.14	10.0	W	38	7	3	3	2	3	0	0	0	0	1	39	51	2.70	1.000

PITCHER	IP	WLS	BF	H	R	ER	SO	BB	IBB	HBP	BLK	WP	HR	S	P	ERA	WHIP

TOP

New York Mets @ Atlanta Braves

Atlanta Stadium, Atlanta, GA

Sat Aug 24 1974, 7:05 PM EDT

Att. 34,060 - Unknown

livebaseballscorecards.com

AB	35
R	3
H	7
RBI	2
BB	3
SO	2
LOB	10

PA: 38

WP: 0
PB: 0
SB: 1
CS: 0

New York Mets @ Atlanta Braves

Atlanta Stadium, Atlanta, GA

Sat Aug 24 1974, 7:05 PM EDT

Att. 34,060 - Unknown

BOTTOM

Batter	1	2	3	4	5	6	7	8	9	10	AB	R	H	RBI	BB	SO	LOB
Ralph Garr, L (1, 9) OBP: 0.390, SLG: 0.504	HR	FC3-6 1-2 2-H 1B		4-3 ①		6-3 ②			G6-4-3 ①② 1-2f		5	1	2	2	0	0	2
Marty Perez, R (1, 4) OBP: 0.329, SLG: 0.365	F3 ①	FC3-6 ② 1-2f 2-3		P4 ②		L6 ③			F9 ③		5	0	0	0	0	0	3
Darrell Evans, L (1, 5) OBP: 0.392, SLG: 0.430	1B 2B	F8 ③		K			FC1-4 1B			1B BB 1B	5	2	3	0	0	1	2
Hank Aaron, R (1, 7) OBP: 0.340, SLG: 0.504	F6 ②		K ①		5-3 ①		FC1-4 ① G4-3 1-2f			F7 ①	5	0	0	0	0	1	3
Dusty Baker Jr., R (1, 8) OBP: 0.327, SLG: 0.416	S 2-H 1B		BB 2B		K ②		G4-3 ②③ 1-2f			BB 1-3 1B	5	0	3	1	0	1	1
Mike Lum, L (1, 3) OBP: 0.329, SLG: 0.371	F8 ③ 1-2		BB BB		E4 FC6			FC1-6 1B		BB IBB	3	0	1	0	2	0	1
Leo Foster, R (1, 6) OBP: 0.270, SLG: 0.258 Frank Tepedino, L (10, PH) OBP: 0.268, SLG: 0.283		K ①	K ②		FC6 ③ 1-2f			FC1-6 ① G6-3 1-2f		P6 ②	4 1	0 0	0 0	0 0	0 0	2 0	4 3
Vic Correll, R (1, 2) OBP: 0.322, SLG: 0.360 Norm Miller, L (10, PH) OBP: 0.279, SLG: 0.270		E 1B 1B	BB 1-2 2-3 BB			SH1-4 BB		G6-3 ②③ 1-2f		BB 1-2 2-3 3-H BB	2 0	1 0	1 0	0 1	2 1	0 0	1 0
Carl Morton, R (1, 1) OBP: 0.154, SLG: 0.108		FC1 FC3-6 1B 1-2	P4 ③			SH1-4 ① 1-2			G6-4-3 1B		3	0	1	0	0	0	4

Inning Stats	1	2	3	4	5	6	7	8	9	10
	R: 2 E: 0 K: 0 S: 6	R: 1 E: 1 K: 1 S: 8	R: 0 E: 0 K: 2 S: 8	R: 0 E: 0 K: 1 S: 5	R: 0 E: 1 K: 1 S: 6	R: 0 E: 0 K: 0 S: 3	R: 0 E: 0 K: 0 S: 3	R: 0 E: 0 K: 0 S: 3	R: 0 E: 0 K: 0 S: 3	R: 1 E: 0 K: 0 S: 4
	H: 3 LOB: 1 BB: 0 P: 6	H: 2 LOB: 2 BB: 0 P: 8	H: 1 LOB: 3 BB: 2 P: 16	H: 0 LOB: 0 BB: 0 P: 5	H: 0 LOB: 1 BB: 0 P: 6	H: 0 LOB: 1 BB: 1 P: 7	H: 1 LOB: 0 BB: 0 P: 3	H: 1 LOB: 0 BB: 0 P: 3	H: 1 LOB: 0 BB: 0 P: 3	H: 2 LOB: 3 BB: 2 P: 12

	AB	38
	R	4
	H	11
	RBI	4
	BB	5
	SO	5
	LOB	24

1B: 8 SF: 0
2B: 2 SAC: 1
3B: 0 DP: 3
HR: 1 HBP: 0

WP: 0 PA: 44
PB: 0
SB: 1
CS: 0

livebaseballscorecards.com

PITCHER		IP	WLS	BF	H	R	ER	SO	BB	IBB	HBP	BLK	WP	HR	S	P	ERA	WHIP
Tom Seaver, R ERA: 3.36	(1, 1)	7.0		32	7	3	2	5	3	0	0	0	0	1	39	51	2.57	1.429
Jerry Cram, R ERA:	(8, 1)	2.0		6	2	0	0	0	0	0	0	0	0	0	6	6	0.00	1.000
Bob Miller, R ERA: 3.48	(10, 1)	0.2	L	6	2	1	1	0	1	1	0	0	0	0	4	12	13.50	4.500

PITCHER		IP	WLS	BF	H	R	ER	SO	BB	IBB	HBP	BLK	WP	HR	S	P	ERA	WHIP

Batter	1	2	3	4	5	6	7	8	9	AB	R	H	RBI	BB	SO	LOB
Bud Harrelson, S (1, 6) OBP: 0.378, SLG: 0.267	1-6-3		CS 1B		F7			K		4	0	1	0	0	1	1
Felix Millan, R (1, 4) OBP: 0.311, SLG: 0.295	F8		F8 1-2			5-3			6-3	4	0	0	0	0	0	1
Cleon Jones, R (1, 7) OBP: 0.340, SLG: 0.418	K2-3			1-3		6-3			2B	4	0	1	0	0	1	0
Rusty Staub, L (1, 9) OBP: 0.361, SLG: 0.422		P6		6-3		F2			F7	4	0	0	0	0	0	1
Ed Kranepool, L (1, 3) OBP: 0.363, SLG: 0.438		BB 1B 1B		3-1			4-3		P6	4	0	1	0	0	0	1
Wayne Garrett, L (1, 5) OBP: 0.327, SLG: 0.323		BBBB 1B 1-2 BB			G3		F9			2	0	0	0	1	0	0
Jim Gosger, L (1, 8) OBP: 0.150, SLG: 0.150		1-2 2-H 1B			5-3 PB 1B 1B		L9			3	1	2	0	0	0	0
Duffy Dyer, R (1, 2) OBP: 0.271, SLG: 0.122		L4			5-3 1-3			F8		3	0	0	0	0	0	3
Ray Sadecki, L (1, 1) OBP: 0.143, SLG: 0.143			4-3		3-H 1B			G3		3	0	1	1	0	0	0
Inning Stats	R: 0 E: 0 K: 1 S: 5 H: 0 LOB: 0 BB: 0 P: 5	R: 0 E: 0 K: 0 S: 4 H: 2 LOB: 2 BB: 1 P: 8	R: 0 E: 0 K: 0 S: 3 H: 1 LOB: 0 BB: 0 P: 3	R: 0 E: 0 K: 0 S: 3 H: 0 LOB: 0 BB: 0 P: 3	R: 1 E: 0 K: 0 S: 5 H: 2 LOB: 1 BB: 0 P: 5	R: 0 E: 0 K: 0 S: 3 H: 0 LOB: 0 BB: 0 P: 3	R: 0 E: 0 K: 0 S: 3 H: 0 LOB: 0 BB: 0 P: 3	R: 0 E: 0 K: 1 S: 5 H: 0 LOB: 0 BB: 0 P: 5	R: 0 E: 0 K: 0 S: 4 H: 1 LOB: 1 BB: 0 P: 4	1B: 5 2B: 1 3B: 0 HR: 0 SF: 0 SAC: 0 DP: 0 HBP: 0						

PITCHER		IP	WLS	BF	H	R	ER	SO	BB	IBB	HBP	BLK	WP	HR	S	P	ERA	WHIP
Phil Niekro, R ERA: 2.7	(1, 1)	8.0	L	28	5	1	1	2	1	0	0	0	0	0	31	35	1.12	0.750
Max Leon, R ERA: 2.3	(9, 1)	1.0		4	1	0	0	0	0	0	0	0	0	0	4	4	0.00	1.000

PITCHER	IP	WLS	BF	H	R	ER	SO	BB	IBB	HBP	BLK	WP	HR	S	P	ERA	WHIP

TOP

New York Mets @ Atlanta Braves

Atlanta Stadium, Atlanta, GA

Sun Aug 25 1974, 3:33 AM EDT

Att. 9,358 - Unknown

livebaseballscorecards.com

AB	31
R	1
H	6
RBI	1
BB	1
SO	2
LOB	7

PA: 32

WP: 0
PB: 1
SB: 0
CS: 1

New York Mets @ Atlanta Braves

Atlanta Stadium, Atlanta, GA

Sun Aug 25 1974, 3:33 AM EDT

Att. 9,358 - Unknown

BOTTOM

Batter	1	2	3	4	5	6	7	8	9	AB	R	H	RBI	BB	SO	LOB
Ralph Garr, L (1, 7) OBP: 0.388, SLG: 0.501	F8		6-3			L3		SH3-4 (1-2)		3	0	0	0	0	0	0
Marty Perez, R (1, 4) OBP: 0.325, SLG: 0.360	6-3		F7			5-3		F9		4	0	0	0	0	0	2
Darrell Evans, L (1, 5) OBP: 0.391, SLG: 0.427	BB (BBBB, 4-0)		3-1			4-3		F8		3	0	0	0	1	0	2
Dusty Baker Jr., R (1, 8) OBP: 0.327, SLG: 0.413	BB (BBBB, 4-0, 1-2)			6-3			K (SSS, 0-3)		6-3	3	0	0	0	1	1	0
Davey Johnson, R (1, 3) OBP: 0.348, SLG: 0.377	P4			F9			1B		P6	4	0	1	0	0	0	2
Ivan Murrell, R (1, 9) OBP: 0.252, SLG: 0.311 Hank Aaron, R (9, PH) OBP: 0.342, SLG: 0.505 Rowland Office, L (9, PR) OBP: 0.277, SLG: 0.341		F9		F8			K (SSS, 0-3)		1B	3 1 0	0 0 0	0 1 0	0 0 0	0 0 0	1 0 0	1 0 0
Leo Foster, R (1, 6) OBP: 0.269, SLG: 0.257		F2			6-3		1B (1-2)		K (SSS, 0-3)	4	0	1	0	0	1	1
Vic Correll, R (1, 2) OBP: 0.322, SLG: 0.359		1B			P6		K (SSS, 0-3)			3	0	1	0	0	1	2
Phil Niekro, R (1, 1) OBP: 0.213, SLG: 0.215 Paul Casanova, R (8, PH) OBP: 0.239, SLG: 0.208 Craig Robinson, R (8, PR) OBP: 0.264, SLG: 0.242 Max Leon, R (9, 1) OBP: 0.077, SLG: 0.083		F5			5-3			SH3-4 (1B)		2 1 0 0	0 0 0 0	0 1 0 0	0 0 0 0	0 0 0 0	0 0 0 0	1 0 0 0
Inning Stats	R: 0 E: 0 K: 0 S: 3 H: 0 LOB: 2 BB: 2 P: 11	R: 0 E: 0 K: 0 S: 4 H: 1 LOB: 1 BB: 0 P: 4	R: 0 E: 0 K: 0 S: 3 H: 0 LOB: 0 BB: 0 P: 3	R: 0 E: 0 K: 0 S: 3 H: 0 LOB: 0 BB: 0 P: 3	R: 0 E: 0 K: 0 S: 3 H: 0 LOB: 0 BB: 0 P: 3	R: 0 E: 0 K: 0 S: 3 H: 0 LOB: 0 BB: 0 P: 3	R: 0 E: 0 K: 3 S: 11 H: 2 LOB: 2 BB: 0 P: 11	R: 0 E: 0 K: 0 S: 4 H: 1 LOB: 2 BB: 0 P: 4	R: 0 E: 0 K: 1 S: 6 H: 1 LOB: 1 BB: 0 P: 6	1B: 5 2B: 0 3B: 0 HR: 0	SF: 0 SAC: 1 DP: 0 HBP: 0						

PITCHER	IP	WLS	BF	H	R	ER	SO	BB	IBB	HBP	BLK	WP	HR	S	P	ERA	WHIP
Ray Sadecki, L (1, 1) ERA: 3.76	9.0	W	34	5	0	0	4	2	0	0	0	0	0	40	48	0.00	0.778

PITCHER	IP	WLS	BF	H	R	ER	SO	BB	IBB	HBP	BLK	WP	HR	S	P	ERA	WHIP

AB	31
R	0
H	5
RBI	0
BB	2
SO	4
LOB	11

WP: 0 PB: 0 SB: 0 CS: 0 PA: 34

livebaseballscorecards.com

Houston Astros @ New York Mets

Shea Stadium, Flushing, NY

Mon Aug 26 1974, 7:05 PM EDT

Att. 15,104 - Unknown

TOP

livebaseballscorecards.com

Batter	1	2	3	4	5	6	7	8	9	AB	R	H	RBI	BB	SO	LOB
Greg Gross, L (1, 9) OBP: 0.401, SLG: 0.373	BBBB 4-0 CS BB		0-0 ① 6-3	0-0 ② SH5-3 3-H			0-0 SH1-4 1B 2B		0-0 ① 5-3	3	1	1	1	1	0	0
Roger Metzger, S (1, 6) OBP: 0.305, SLG: 0.320	0-0 ① BB BB 1-2 1B		0-0 1B 2B	0-0 ③ 5-3			0-0 ① SH1-4 2-3		0-0 ② P4	4	1	2	0	0	0	1
Cesar Cedeno, R (1, 8) OBP: 0.344, SLG: 0.487	0-0 ② F9		0-0 ② L5		0-0 ① P6		0-0 S 3-H 1B		0-0 ③ 6-3	5	0	1	1	0	0	2
Lee May, R (1, 3) OBP: 0.305, SLG: 0.461	BBBB 4-0 BB 1-2 BB		0-0 2-H 1B		SSS 0-3 ② K		SSS 0-3 ② K 1-2			3	0	1	1	1	2	1
Cliff Johnson, R (1, 2) OBP: 0.345, SLG: 0.437	BBBB 4-0 1-2 2-3 BB		0-0 ③ F9		0-0 ③ P6		0-0 ③ F9			3	0	0	0	1	0	2
Doug Rader, R (1, 5) OBP: 0.331, SLG: 0.417	0-0 ③ F9			0-0 1B E 1B		0-0 ① P4		0-0 ① 5-3		4	1	1	0	0	0	3
Wilbur Howard, S (1, 7) OBP: 0.304, SLG: 0.318		0-0 ① 6-3		0-0 E 1-2 SH5-3 1B		0-0 ② F4		0-0 1B 1B		4	1	2	0	0	0	0
Larry Milbourne, S (1, 4) OBP: 0.394, SLG: 0.385	BBBB 4-0 B5-6-4 BB			0-0 ① F2		0-0 2B		0-0 ② S 1-3 1B		3	0	2	0	1	0	2
J.R. Richard, R (1, 1) OBP: 0.100, SLG: 0.100 Ray Busse, R (8, PH) OBP: 0.167, SLG: 0.167 Mike Cosgrove, L (8, 1) OBP: 0.167, SLG: 0.063 Ken Forsch, R (9, 1)		0-0 ②③ B5-6-4 1-2f		0-0 E1 1-3 2-H 1B		SSS 0-3 ③ K		SSS 0-3 ③ K 1-2		3 1 0 0	0 0 0 0	1 0 0 0	0 0 0 0	0 1 0 0	1 1 0 0	2 1 0 0
Inning Stats	R: 0 H: 1 E: 0 LOB: 3 K: 0 BB: 3 S: 3 P: 15	R: 0 H: 0 E: 0 LOB: 0 K: 0 BB: 1 S: 2 P: 6	R: 1 H: 2 E: 0 LOB: 1 K: 0 BB: 0 S: 5 P: 5	R: 2 H: 3 E: 1 LOB: 1 K: 0 BB: 0 S: 6 P: 6	R: 0 H: 0 E: 0 LOB: 0 K: 1 BB: 0 S: 5 P: 5	R: 0 H: 1 E: 0 LOB: 1 K: 1 BB: 0 S: 6 P: 6	R: 1 H: 2 E: 0 LOB: 1 K: 1 BB: 0 S: 7 P: 7	R: 0 H: 2 E: 0 LOB: 1 K: 1 BB: 0 S: 6 P: 6	R: 0 H: 0 E: 0 LOB: 0 K: 0 BB: 0 S: 3 P: 3	1B: 8 SF: 0 2B: 3 SAC: 2 3B: 0 DP: 1 HR: 0 HBP: 0						

	AB	33
	R	4
	H	11
	RBI	3
	BB	4
	SO	4
	LOB	14

WP: 0 PA: 39
PB: 0
SB: 2
CS: 1

PITCHER	IP	WLS	BF	H	R	ER	SO	BB	IBB	HBP	BLK	WP	HR	S	P	ERA	WHIP
Jerry Koosman, L (1, 1) ERA: 3.29	9.0	W	39	11	4	3	4	4	0	0	0	0	0	43	59	3.00	1.667

PITCHER	IP	WLS	BF	H	R	ER	SO	BB	IBB	HBP	BLK	WP	HR	S	P	ERA	WHIP

BOTTOM

Houston Astros @ New York Mets

Shea Stadium, Flushing, NY

Mon Aug 26 1974, 7:05 PM EDT

Att. 15,104 - Unknown

livebaseballscorecards.com

Batter	1	2	3	4	5	6	7	8	9	AB	R	H	RBI	BB	SO	LOB
Bud Harrelson, S (1, 6) OBP: 0.375, SLG: 0.264	4-3		F9	1-3			3-1		BB	4	1	0	0	1	0	0
Felix Millan, R (1, 4) OBP: 0.312, SLG: 0.296	4-3		1B		6-3		5-3		1B 1-2 3-H	5	1	2	1	0	0	0
Cleon Jones, R (1, 7) OBP: 0.340, SLG: 0.416	BB		F8		K		3-1		F5	2	0	0	0	1	1	1
Ken Boswell, L (7, PH) (8, 7) OBP: 0.288, SLG: 0.303										2	0	0	0	0	0	2
Rusty Staub, L (1, 9) OBP: 0.364, SLG: 0.422	BB 1-2		1B BB 1-3		F8			F9	1B 1-2 2-H	4	0	2	1	1	0	0
Ed Kranepool, L (1, 3) OBP: 0.366, SLG: 0.435	4-3		1B BB 1-2			4-3 S		F8		3	0	1	0	1	0	2
Wayne Garrett, L (1, 5) OBP: 0.328, SLG: 0.325		G3-6-3	1-2 2-3 3-H			K 1-2		F7		4	0	2	1	0	1	1
Jim Gosger, L (1, 8) OBP: 0.130, SLG: 0.130		G3-6-3 1-2f	G3			4-3 2-3			F8	3	0	0	0	0	0	5
George Theodore, R (9, PH) OBP: 0.224, SLG: 0.210										1	0	0	0	0	0	0
Jerry Grote, R (1, 2) OBP: 0.326, SLG: 0.335		HR		4-3		BB			E 1B	0	0	0	0	0	0	0
Ron Hodges, L (2, 2) OBP: 0.345, SLG: 0.427										2	1	1	1	1	0	0
Duffy Dyer, R (9, PH) OBP: 0.283, SLG: 0.140										1	1	1	0	0	0	0
Jerry Koosman, R (1, 1) OBP: 0.197, SLG: 0.155		F7		K		F7			E6 1-H	3	0	0	0	0	1	2
Ted Martinez, R (9, PH) OBP: 0.242, SLG: 0.301									1B 2B	1	1	1	1	0	0	0
Inning Stats	R: 0 E: 0 K: 0 S: 3 H: 0 LOB: 2 BB: 2 P: 11	R: 1 E: 0 K: 0 S: 4 H: 2 LOB: 0 BB: 0 P: 4	R: 1 E: 0 K: 0 S: 6 H: 3 LOB: 3 BB: 1 P: 10	R: 0 E: 0 K: 1 S: 5 H: 0 LOB: 0 BB: 0 P: 5	R: 0 E: 0 K: 1 S: 5 H: 0 LOB: 0 BB: 0 P: 5	R: 0 E: 0 K: 1 S: 6 H: 1 LOB: 2 BB: 1 P: 10	R: 0 E: 0 K: 0 S: 3 H: 0 LOB: 0 BB: 0 P: 3	R: 0 E: 0 K: 0 S: 3 H: 0 LOB: 0 BB: 0 P: 3	R: 3 E: 1 K: 0 S: 6 H: 4 LOB: 2 BB: 1 P: 10	1B: 8 2B: 1 3B: 0 HR: 1	SF: 0 SAC: 0 DP: 1 HBP: 0						

	AB	35
	R	5
	H	10
	RBI	5
	BB	5
	SO	3
	LOB	13

WP: 0 PB: 0 SB: 1 CS: 0 PA: 40

PITCHER		IP	WLS	BF	H	R	ER	SO	BB	IBB	HBP	BLK	WP	HR	S	P	ERA	WHIP
J.R. Richard, R ERA: 2.78	(1, 1)	7.0		30	6	2	2	3	4	0	0	0	0	1	32	48	2.57	1.429
Mike Cosgrove, L ERA: 2.57	(8, 1)	1.1	L	7	2	3	3	0	1	0	0	0	0	0	6	10	20.25	2.250
Ken Forsch, R ERA: 2.99	(9, 1)	0.1		3	2	0	0	0	0	0	0	0	0	0	3	3	0.00	6.000

PITCHER	IP	WLS	BF	H	R	ER	SO	BB	IBB	HBP	BLK	WP	HR	S	P	ERA	WHIP

Batter	1	2	3	4	5	6	7	8	9	AB	R	H	RBI	BB	SO	LOB
Greg Gross, L (1, 9) OBP: 0.400, SLG: 0.372	4-3		F7		FC6-4 1-2f FC6		1B 2-3 3-H			4	0	1	1	0	0	1
Roger Metzger, S (1, 6) OBP: 0.302, SLG: 0.318	F7		6-3		FC6 1-2f		1-3			4	0	0	0	0	0	4
Cesar Cedeno, R (1, 8) OBP: 0.341, SLG: 0.483	6-3			K		F9		K		4	0	0	0	0	2	0
Bob Watson, R (1, 7) OBP: 0.373, SLG: 0.415		BB FC6-4		K		F7		K		3	0	0	0	1	2	0
Lee May, R (1, 3) OBP: 0.304, SLG: 0.462		FC6-4 1B 1-2f		2B		6-3		P4		4	0	1	0	0	0	1
Doug Rader, R (1, 5) OBP: 0.331, SLG: 0.416		K		6-3			2B 1B 1B		K	4	1	1	0	0	2	2
Milt May, L (1, 2) OBP: 0.351, SLG: 0.392										3	1	3	1	0	0	0
Wilbur Howard, S (7, PR) OBP: 0.304, SLG: 0.318										0	0	0	0	0	0	0
Ramon de los Santos, L (7, 1)										0	0	0	0	0	0	0
Johnny Edwards, L (9, PH) OBP: 0.276, SLG: 0.314	1-3 1B				HR		1B 1-3 2B	P6		1	0	0	0	0	0	0
Larry Milbourne, S (1, 4) OBP: 0.373, SLG: 0.362		5-3			K		1-3	F7		4	0	0	0	0	1	4
Tom Griffin, R (1, 1) OBP: 0.321, SLG: 0.472			5-3		FC6-4 1B		P4			2	0	1	0	0	0	0
Cliff Johnson, R (7, PH) OBP: 0.342, SLG: 0.433										1	0	0	0	0	0	2
(7, 2)																

TOP

Houston Astros @ New York Mets

Shea Stadium, Flushing, NY

Tue Aug 27 1974, 7:05 PM EDT

Att. 20,934 - Unknown

livebaseballscorecards.com

AB	34
R	2
H	7
RBI	2
BB	1
SO	7
LOB	14

Inning Stats	1	2	3	4	5	6	7	8	9
	R: 0 E: 0 K: 0 S: 3	H: 0 LOB: 0 BB: 0 P: 3	R: 0 E: 0 K: 1 S: 6	H: 1 LOB: 2 BB: 1 P: 10	R: 0 E: 0 K: 0 S: 3	H: 0 LOB: 0 BB: 0 P: 3	R: 0 E: 0 K: 2 S: 8	H: 1 LOB: 1 BB: 0 P: 8	R: 1 E: 0 K: 1 S: 7	H: 2 LOB: 1 BB: 0 P: 7	R: 0 E: 0 K: 0 S: 3	H: 0 LOB: 0 BB: 0 P: 3	R: 1 E: 0 K: 0 S: 6	H: 3 LOB: 3 BB: 0 P: 6	R: 0 E: 0 K: 2 S: 7	H: 0 LOB: 0 BB: 0 P: 7	R: 0 E: 0 K: 1 S: 5	H: 0 LOB: 0 BB: 0 P: 5

| | | | | | | | | | | | | | | | |

Batter	1	2	3	4	5	6	7	8	9	AB	R	H	RBI	BB	SO	LOB
Jim Gosger, L (1, 8) OBP: 0.143, SLG: 0.111	G3	1B 1-2 2-3 BB		3-1		F7		K		4	0	0	0	1	1	3
Felix Millan, R (1, 4) OBP: 0.311, SLG: 0.296	5-3	1-2 2-H 3-H 1B		6-3			F8			4	0	1	2	0	0	0
Ed Kranepool, L (1, 3) OBP: 0.363, SLG: 0.437	2B	F8			4-3		1-3			4	0	1	0	0	0	2
Rusty Staub, L (1, 9) OBP: 0.363, SLG: 0.421	1-3		FC6-4 1B 1B		G3		K			4	0	1	0	0	1	1
Wayne Garrett, L (1, 5) OBP: 0.330, SLG: 0.325		P4	1-2 FC6-4 1B		BB			K		3	0	1	0	1	1	0
Benny Ayala, R (1, 7) OBP: 0.500, SLG: 1.333		HR	K		F8			4-3 E BB		3	2	1	1	1	1	3
Ron Hodges, L (1, 2) OBP: 0.333, SLG: 0.410		4-3	1-2f 2-3 FC6-4			F3		1-2 4-3		4	0	0	0	0	0	3
Ted Martinez, R (1, 6) OBP: 0.251, SLG: 0.306		BB BB 1B 1B	5-3			BLK 1B		E IBB		3	1	2	0	1	0	2
Tug McGraw, R (1, 1) OBP: 0.222, SLG: 0.250 George Theodore, R (6, PH) OBP: 0.221, SLG: 0.206 Harry Parker, R (7, 1)		1-2 BB 1B BB		F8		5-3 1-2		E5 1-3 2-H		1 1 1	1 0 0	0 0 0	0 0 0	1 0 0	0 0 0	0 1 1
Inning Stats	R: 0 E: 0 K: 0 S: 4 H: 1 LOB: 1 BB: 0 P: 4	R: 3 E: 0 K: 0 S: 6 H: 3 LOB: 2 BB: 2 P: 14	R: 0 E: 0 K: 1 S: 7 H: 2 LOB: 2 BB: 0 P: 7	R: 0 E: 0 K: 0 S: 3 H: 0 LOB: 0 BB: 0 P: 3	R: 0 E: 0 K: 0 S: 3 H: 0 LOB: 1 BB: 1 P: 7	R: 0 E: 0 K: 0 S: 4 H: 1 LOB: 1 BB: 0 P: 4	R: 0 E: 0 K: 1 S: 5 H: 0 LOB: 0 BB: 0 P: 5	R: 1 E: 1 K: 2 S: 8 H: 0 LOB: 2 BB: 2 P: 16		1B: 5 2B: 1 3B: 0 HR: 1 SF: 0 SAC: 0 DP: 0 HBP: 0						

PITCHER		IP	WLS	BF	H	R	ER	SO	BB	IBB	HBP	BLK	WP	HR	S	P	ERA	WHIP
Tom Griffin, R ERA: 3.35	(1, 1)	6.0	L	28	7	3	3	1	3	0	0	1	0	1	27	39	4.50	1.667
Ramon de los Santos, L ERA:	(7, 1)	2.0		9	0	1	0	3	1	1	0	0	0	0	13	21	0.00	0.500

PITCHER	IP	WLS	BF	H	R	ER	SO	BB	IBB	HBP	BLK	WP	HR	S	P	ERA	WHIP

BOTTOM

Houston Astros @ New York Mets

Shea Stadium, Flushing, NY

Tue Aug 27 1974, 7:05 PM EDT

Att. 20,934 - Unknown

livebaseballscorecards.com

AB	32
R	4
H	7
RBI	3
BB	5
SO	4
LOB	16

Batter	1	2	3	4	5	6	7	8	9	10	AB	R	H	RBI	BB	SO	LOB
Greg Gross, L (1, 9) OBP: 0.398, SLG: 0.372	K		1-3			K		E5 1B 2-3		2B	5	0	1	0	0	2	1
Roger Metzger, S (1, 6) OBP: 0.301, SLG: 0.316	L9			5-3		5-3		G6-4-3 1B 1-2 3-H		F8	5	0	1	1	0	0	1
Cesar Cedeno, R (1, 8) OBP: 0.340, SLG: 0.481	E6 1B S			E4 2B		K		G6-4-3 1-2f			2	1	0	0	0	0	0
Wilbur Howard, S (4, 8) OBP: 0.280, SLG: 0.292											2	0	0	0	0	1	2
Bob Watson, R (1, 7) OBP: 0.374, SLG: 0.418 (9, 3)	1-3 1B			1-H 2B			F9		P5		4	0	2	1	0	0	0
Lee May, R (1, 3) OBP: 0.304, SLG: 0.460		P4		K			K		G5-4-3 1B		4	0	1	0	0	2	1
Bob Gallagher, L (9, PR) OBP: 0.286, SLG: 0.216 (9, 7)											0	0	0	0	0	0	0
Doug Rader, R (1, 5) OBP: 0.330, SLG: 0.414		5-3		F8			1B		G5-4-3 1-2f		4	0	1	0	0	0	2
Milt May, L (1, 2) OBP: 0.347, SLG: 0.387		F7			4-3		F7			P5	4	0	0	0	0	0	1
Larry Milbourne, S (1, 4) OBP: 0.367, SLG: 0.356			P3		K			E SH5-4 1B 1B		5-3	4	1	1	0	0	1	0
Larry Dierker, R (1, 1) OBP: 0.183, SLG: 0.220			K		F8			SH5-4 1-2		HR	2	0	0	0	0	1	0
Mike Cosgrove, L (9, 1) OBP: 0.167, SLG: 0.063											0	0	0	0	0	0	0
Ken Forsch, R (9, 1)											0	0	0	0	0	0	0
Ramon de los Santos, L (9, 1)											0	0	0	0	0	0	0
Cliff Johnson, R (10, PH) OBP: 0.347, SLG: 0.463											1	1	1	1	0	0	0
Fred Scherman, L (10, 1)											0	0	0	0	0	0	0
Jim York, R (10, 1)											0	0	0	0	0	0	0
Inning Stats	R: 0 E: 1 K: 1 S: 6 H: 1 LOB: 2 BB: 0 P: 6	R: 0 E: 0 K: 0 S: 3 H: 0 LOB: 0 BB: 0 P: 3	R: 0 E: 0 K: 1 S: 5 H: 0 LOB: 0 BB: 0 P: 5	R: 1 E: 1 K: 1 S: 7 H: 1 LOB: 1 BB: 0 P: 7	R: 0 E: 0 K: 1 S: 5 H: 0 LOB: 0 BB: 0 P: 5	R: 0 E: 0 K: 2 S: 7 H: 0 LOB: 0 BB: 0 P: 7	R: 0 E: 0 K: 1 S: 6 H: 1 LOB: 1 BB: 0 P: 6	R: 1 E: 1 K: 0 S: 5 H: 2 LOB: 1 BB: 0 P: 5	R: 0 E: 0 K: 0 S: 3 H: 1 LOB: 1 BB: 0 P: 3	R: 1 E: 0 K: 0 S: 5 H: 2 LOB: 1 BB: 0 P: 5	1B: 5 2B: 2 3B: 0 HR: 1	SF: 0 SAC: 1 DP: 2 HBP: 0						

PITCHER	IP	WLS	BF	H	R	ER	SO	BB	IBB	HBP	BLK	WP	HR	S	P	ERA	WHIP
Jon Matlack, L (1, 1) ERA: 2.59	8.0		30	5	2	1	7	0	0	0	0	0	0	44	44	1.12	0.625
Bob Miller, R (9, 1) ERA: 3.42	1.0		3	1	0	0	0	0	0	0	0	0	0	3	3	0.00	1.000
Jerry Cram, R (10, 1) ERA: 1.5	1.0	L	5	2	1	1	0	0	0	0	0	0	1	5	5	9.00	2.000

PITCHER	IP	WLS	BF	H	R	ER	SO	BB	IBB	HBP	BLK	WP	HR	S	P	ERA	WHIP

TOP

Houston Astros @ New York Mets

Shea Stadium, Flushing, NY

Wed Aug 28 1974, 3:33 AM EDT

Att. 13,987 - Unknown

livebaseballscorecards.com

AB	37
R	3
H	8
RBI	3
BB	0
SO	7
LOB	8

WP: 0 PB: 0 SB: 1 CS: 0 PA: 38

Houston Astros @ New York Mets

Shea Stadium, Flushing, NY

Wed Aug 28 1974, 3:33 AM EDT

Att. 13,987 - Unknown

BOTTOM

Batter	1	2	3	4	5	6	7	8	9	10	AB	R	H	RBI	BB	SO	LOB
Jim Gosger, L (1, 8) OBP: 0.125, SLG: 0.097	F8		F8		4-3			F8	F8		4	0	0	0	0	0	0
Bud Harrelson, S (9, PH) OBP: 0.374, SLG: 0.263 (10, 6)											1	0	0	0	0	0	2
Felix Millan, R (1, 4) OBP: 0.313, SLG: 0.297	F9		F8			1-3		1B		1B	5	0	2	0	0	0	0
Ed Kranepool, L (1, 3) OBP: 0.358, SLG: 0.429	4-3			6-3 1B		F8		F5		F8	5	0	1	0	0	0	1
Rusty Staub, L (1, 9) OBP: 0.363, SLG: 0.427		F7		6-3 1-2		P4			HR	BB 1B 1B	5	1	2	1	0	0	1
Wayne Garrett, L (1, 5) OBP: 0.333, SLG: 0.325		F7		BB			BB		L3	BB 1-2 1B	3	0	1	0	2	0	0
Benny Ayala, R (1, 7) OBP: 0.556, SLG: 0.857		BB 1B		K			P5		1B SF9 1B	1-2 2-3 BB	4	1	2	0	1	1	3
Ron Hodges, L (1, 2) OBP: 0.333, SLG: 0.402				P6			F8		BB 1-3 1B	K	2	0	0	0	1	0	3
Duffy Dyer, R (9, PH) OBP: 0.290, SLG: 0.154 (10, 2)		1-2 BB									2	0	1	0	0	1	3
Ted Martinez, R (1, 6) OBP: 0.247, SLG: 0.302 (10, 8)		F3			K		F2		SF9 3-H		3	0	0	1	0	1	3
Jon Matlack, L (1, 1) OBP: 0.145, SLG: 0.079			6-3		P6			F8			2	0	0	0	0	0	0
Ken Boswell, L (8, PH) OBP: 0.286, SLG: 0.301											1	0	0	0	0	0	0
Bob Miller, R (9, 1) OBP: 0.111, SLG: 0.222											0	0	0	0	0	0	0
George Theodore, R (9, PH) OBP: 0.232, SLG: 0.206											0	0	0	0	1	0	0
Jerry Cram, R (10, 1)											0	0	0	0	0	0	0
Inning Stats	R: 0 E: 0 K: 0 S: 3 H: 0 LOB: 0 BB: 0 P: 3	R: 0 E: 0 K: 0 S: 4 H: 1 LOB: 2 BB: 1 P: 8	R: 0 E: 0 K: 0 S: 3 H: 0 LOB: 0 BB: 0 P: 3	R: 0 E: 0 K: 1 S: 6 H: 1 LOB: 2 BB: 1 P: 10	R: 0 E: 0 K: 1 S: 5 H: 0 LOB: 0 BB: 0 P: 5	R: 0 E: 0 K: 0 S: 3 H: 0 LOB: 0 BB: 0 P: 3	R: 0 E: 0 K: 0 S: 3 H: 0 LOB: 1 BB: 1 P: 7	R: 0 E: 0 K: 0 S: 4 H: 1 LOB: 1 BB: 0 P: 4	R: 2 E: 0 K: 0 S: 6 H: 3 LOB: 2 BB: 1 P: 10	R: 0 E: 0 K: 1 S: 7 H: 3 LOB: 3 BB: 1 P: 11	1B: 8 2B: 0 3B: 0 HR: 1	SF: 1 SAC: 0 DP: 0 HBP: 0					

PITCHER		IP	WLS	BF	H	R	ER	SO	BB	IBB	HBP	BLK	WP	HR	S	P	ERA	WHIP
Larry Dierker, R ERA: 2.75	(1, 1)	8.0		31	4	1	1	2	3	0	0	0	0	1	32	44	1.12	0.875
Mike Cosgrove, L ERA: 2.69	(9, 1)	0.1		2	1	0	0	0	0	0	0	0	0	0	2	2	0.00	3.000
Ken Forsch, R ERA: 2.97	(9, 1)	0.1		3	1	1	1	0	1	0	0	0	0	0	2	6	27.00	6.000
Ramon de los Santos, L ERA:	(9, 1)	0.1	W	1	0	0	0	0	0	0	0	0	0	0	1	1	0.00	0.000
Fred Scherman, L ERA: 4.23	(10, 1)	0.2		4	3	0	0	0	0	0	0	0	0	0	4	4	0.00	4.500

PITCHER		IP	WLS	BF	H	R	ER	SO	BB	IBB	HBP	BLK	WP	HR	S	P	ERA	WHIP
Jim York, R ERA: 2.96	(10, 1)	0.1	S	2	0	0	0	1	1	0	0	0	0	0	3	7	0.00	3.000

livebaseballscorecards.com

AB	37
R	2
H	9
RBI	2
BB	5
SO	3
LOB	16

WP: 0	PA: 43		
PB: 0			
SB: 0			
CS: 0			

Batter	1	2	3	4	5	6	7	8	9	AB	R	H	RBI	BB	SO	LOB
Greg Gross, L (1, 9) OBP: 0.395, SLG: 0.369	L5		K		4-3			FC5-4, FC6-4 1-2f		4	0	0	0	0	1	4
Roger Metzger, S (1, 6) OBP: 0.301, SLG: 0.316	1B		4-3			4-3		FC6-4 1-2f		4	0	1	0	0	0	2
Cesar Cedeno, R (1, 8) OBP: 0.343, SLG: 0.483	S, 1B			G4-6-3, 1B		G4-6-3, 1B			K	4	0	3	0	0	1	0
Bob Watson, R (1, 7) OBP: 0.371, SLG: 0.414	K 1-2			G4-6-3 1-2f		G4-6-3 1-2f			K	4	0	0	0	0	2	3
Milt May, L (1, 2) OBP: 0.343, SLG: 0.382		F3		G3			F9		F8	4	0	0	0	0	0	0
Lee May, R (1, 3) OBP: 0.302, SLG: 0.457		F7			5-3		6-3			3	0	0	0	0	0	0
Doug Rader, R (1, 5) OBP: 0.330, SLG: 0.412		5-3			BBB, FC6-4, BB		F7			2	0	0	0	1	0	0
Larry Milbourne, S (1, 4) OBP: 0.354, SLG: 0.342			F7		FC6-4, BB 1-2f			3-1		3	0	0	0	0	0	1
Dave Roberts, L (1, 1) OBP: 0.200, SLG: 0.349			3B		BBB, 1-2, BB			BBB, FC5-4, BB		1	0	1	0	0	0	0
Bob Gallagher, L (5, PH) OBP: 0.294, SLG: 0.216										0	0	0	0	1	0	0
Jim York, R (5, 1)										0	0	0	0	0	0	0
Cliff Johnson, R (8, PH) OBP: 0.351, SLG: 0.463										0	0	0	0	1	0	0
Fred Scherman, L (8, 1)										0	0	0	0	0	0	0
Inning Stats	R: 0 E: 0 K: 1 S: 6 H: 2 LOB: 1 BB: 0 P: 6	R: 0 E: 0 K: 0 S: 3 H: 0 LOB: 0 BB: 0 P: 3	R: 0 E: 0 K: 1 S: 6 H: 1 LOB: 1 BB: 0 P: 6	R: 0 E: 0 K: 0 S: 3 H: 1 LOB: 0 BB: 0 P: 3	R: 0 E: 0 K: 0 S: 3 H: 0 LOB: 2 BB: 2 P: 11	R: 0 E: 0 K: 0 S: 3 H: 1 LOB: 0 BB: 0 P: 3	R: 0 E: 0 K: 0 S: 3 H: 0 LOB: 0 BB: 0 P: 3	R: 0 E: 0 K: 0 S: 3 H: 0 LOB: 1 BB: 1 P: 7	R: 0 E: 0 K: 2 S: 7 H: 0 LOB: 0 BB: 0 P: 7	1B: 4 2B: 0 3B: 1 HR: 0 SF: 0 SAC: 0 DP: 2 HBP: 0						

PITCHER	IP	WLS	BF	H	R	ER	SO	BB	IBB	HBP	BLK	WP	HR	S	P	ERA	WHIP
Tom Seaver, R (1, 1) ERA: 3.2	9.0	W	32	5	0	0	4	3	0	0	0	0	0	37	49	0.00	0.889

PITCHER	IP	WLS	BF	H	R	ER	SO	BB	IBB	HBP	BLK	WP	HR	S	P	ERA	WHIP

TOP

Houston Astros @ New York Mets

Shea Stadium, Flushing, NY

Thu Aug 29 1974, 3:33 AM EDT

Att. 42,814 - Unknown

livebaseballscorecards.com

AB	29
R	0
H	5
RBI	0
BB	3
SO	4
LOB	10

WP: 0	PB: 0	SB: 1	CS: 0
PA: 32			

BOTTOM

Houston Astros @ New York Mets

Shea Stadium, Flushing, NY

Thu Aug 29 1974, 3:33 AM EDT

Att. 42,814 - Unknown

Batter	1	2	3	4	5	6	7	8	9	AB	R	H	RBI	BB	SO	LOB
Bud Harrelson, S (1, 6) OBP: 0.374, SLG: 0.266	0-0 1B FC6-4 2B		4-0 3B BB	0-0 ③ FC5-4 1-2f		0-0 ① F8		0-0 ② 5-3		4	2	1	0	1	0	3
Felix Millan, R (1, 4) OBP: 0.316, SLG: 0.306	0-0 FC6-4 2-3 1B		0-0 1-H 3B 3B		0-0 ① 4-3	0-0 ② F2		0-0 FC4-6 1B		5	1	3	1	0	0	2
Ted Martinez, R (1, 8) OBP: 0.246, SLG: 0.308	0-0 ① FC6-4 1B 1-2f 3-H		0-0 SF8 3B 3-H		0-0 ② 1-3	0-0 ③ FC6-4 1-2f		0-0 ③ FC4-6 1-2f		5	1	1	2	0	0	4
Rusty Staub, L (1, 9) OBP: 0.362, SLG: 0.427	0-0 G6-4-3 1-3 1B		0-0 ② SF8 3-H		0-0 ③ F8		0-0 ① F8			3	0	1	1	0	0	0
Benny Ayala, R (1, 7) OBP: 0.615, SLG: 0.778	0-0 ②③ G6-4-3 1-2f		4-0 BB			H 1-0 1B BB 1B HBP	0-0 BB 1B			2	1	1	0	1	0	2
Wayne Garrett, L (1, 5) OBP: 0.332, SLG: 0.323		0-0 ① 3-1	0-0 ③ L4			4-0 1B 1B E BB 1-2	0-0 ② L7			3	1	0	0	1	0	2
Duffy Dyer, R (1, 2) OBP: 0.318, SLG: 0.182		0-0 ② 5-3		0-0 FC5-4 1B		0-0 1B 1B E 1-2 2-3 1B	4-0 1-2 BB			3	1	2	0	1	0	0
George Theodore, R (1, 3) OBP: 0.225, SLG: 0.200		0-0 ③ 5-3		0-0 ① P5		0-0 1B 1-2 2-3 3-H 1B	0-0 ③ F8			2	0	0	0	0	0	1
Ed Kranepool, L (6, PH) OBP: 0.360, SLG: 0.430 (7, 3)										2	0	1	1	0	0	2
Tom Seaver, R (1, 1) OBP: 0.194, SLG: 0.074			0-3 ① K	0-3 ② K		0-0 E9 FC6-4 1-2 2-H 3-H 1B		0-0 ① 6-3		4	0	1	1	0	2	1
Inning Stats	R: 1 E: 0 K: 0 S: 5 H: 3 LOB: 1 BB: 0 P: 5	R: 0 E: 0 K: 0 S: 3 H: 0 LOB: 0 BB: 0 P: 3	R: 3 E: 0 K: 1 S: 7 H: 2 LOB: 1 BB: 2 P: 15	R: 0 E: 0 K: 1 S: 6 H: 1 LOB: 1 BB: 0 P: 6	R: 0 E: 0 K: 0 S: 3 H: 0 LOB: 0 BB: 0 P: 3	R: 3 E: 1 K: 0 S: 6 H: 3 LOB: 2 BB: 1 P: 11	R: 0 E: 0 K: 0 S: 4 H: 1 LOB: 2 BB: 1 P: 8	R: 0 E: 0 K: 0 S: 4 H: 1 LOB: 1 BB: 0 P: 4		1B: 8 2B: 1 3B: 2 HR: 0	SF: 1 SAC: 0 DP: 1 HBP: 1					

	AB	33
	R	7
	H	11
	RBI	6
	BB	4
	SO	2
	LOB	17

WP: 0 PB: 0 SB: 0 CS: 0 PA: 39

livebaseballscorecards.com

PITCHER		IP	WLS	BF	H	R	ER	SO	BB	IBB	HBP	BLK	WP	HR	S	P	ERA	WHIP
Dave Roberts, L ERA: 3.12	(1, 1)	4.0	L	19	6	4	4	2	2	0	0	0	0	0	21	29	9.00	2.000
Jim York, R ERA: 3.29	(5, 1)	3.0		16	4	3	2	0	2	0	1	0	0	0	13	22	6.00	2.000
Fred Scherman, L ERA: 4.15	(8, 1)	1.0		4	1	0	0	0	0	0	0	0	0	0	4	4	0.00	1.000

PITCHER	IP	WLS	BF	H	R	ER	SO	BB	IBB	HBP	BLK	WP	HR	S	P	ERA	WHIP

Atlanta Braves @ New York Mets

Shea Stadium, Flushing, NY

Fri Aug 30 1974, 7:05 PM EDT

Att. 32,482 - Unknown

TOP

livebaseballscorecards.com

Batter	1	2	3	4	5	6	7	8	9	AB	R	H	RBI	BB	SO	LOB
Ralph Garr, L (1, 9) OBP: 0.386, SLG: 0.504	F7		FC6-4, L5-3 1-2f		F9-4-3 1-2			4-3		4	0	0	0	0	0	2
Marty Perez, R (1, 4) OBP: 0.315, SLG: 0.353	F8		L5-3 1-2		F8			L5		4	0	0	0	0	0	1
Darrell Evans, L (1, 5) OBP: 0.386, SLG: 0.425	4-3			E3 FC5, BB		F7		K		4	0	0	0	0	1	0
Hank Aaron, R (1, 7) OBP: 0.334, SLG: 0.488		P5		F8		F2			6-3	4	0	0	0	0	0	1
Dusty Baker Jr., R (1, 8) OBP: 0.330, SLG: 0.417		P3		BBBB FC5 1-2		5-3			G1-4-3 1B	3	0	1	0	1	0	0
Davey Johnson, R (1, 3) OBP: 0.350, SLG: 0.387		HR		FC5 1-2 2-3f			F8		G1-4-3 1-2f	4	1	1	1	0	0	3
Craig Robinson, R (1, 6) OBP: 0.271, SLG: 0.255		1B		SSS K			6-3 1B			3	0	2	0	0	1	2
Vic Correll, R (1, 2) OBP: 0.321, SLG: 0.392		F8			HR		6-3 1-2			3	1	1	1	0	0	2
Buzz Capra, R (1, 1) OBP: 0.281, SLG: 0.180			BBBB FC6-4 BB		F9-4-3 1B		SSS K			1	0	1	0	1	0	0
Paul Casanova, R (7, PH) OBP: 0.236, SLG: 0.206										1	0	0	0	0	1	1
Max Leon, R (7, 1) OBP: 0.077, SLG: 0.083										0	0	0	0	0	0	0

	AB	31
	R	2
	H	6
	RBI	2
	BB	2
	SO	3
	LOB	12

Inning Stats	1	2	3	4	5	6	7	8	9	1B: 4	SF: 0	WP: 0	PA: 33
R:	0	1	0	0	1	0	0	0	0	2B: 2	SAC: 0	PB: 0	
E:	0	0	0	1	0	0	0	0	0	3B: 0	DP: 3	SB: 0	
K:	0	0	0	1	0	0	1	1	0	HR: 2	HBP: 0	CS: 0	
S:	3	5	2	6	4	3	6	5	3				
H:	0	2	0	0	2	0	1	0	1				
LOB:	0	1	0	2	0	0	1	0	0				
BB:	0	0	1	1	0	0	0	0	0				
P:	3	5	6	10	4	3	6	5	3				

PITCHER	IP	WLS	BF	H	R	ER	SO	BB	IBB	HBP	BLK	WP	HR	S	P	ERA	WHIP
Ray Sadecki, L (1, 1) ERA: 3.56	9.0	W	33	6	2	2	3	2	0	0	0	0	2	37	45	2.00	0.889

PITCHER	IP	WLS	BF	H	R	ER	SO	BB	IBB	HBP	BLK	WP	HR	S	P	ERA	WHIP

BOTTOM

Atlanta Braves @ New York Mets

Shea Stadium, Flushing, NY

Fri Aug 30 1974, 7:05 PM EDT

Att. 32,482 - Unknown

livebaseballscorecards.com

Batter	1	2	3	4	5	6	7	8	9	AB	R	H	RBI	BB	SO	LOB
Bud Harrelson, S (1, 6) OBP: 0.373, SLG: 0.263	F5		K		P6		CS, BB			3	0	0	0	1	1	1
Felix Millan, R (1, 4) OBP: 0.315, SLG: 0.308	F8			6-3		BB, 1B, 2B	5-3 1-2			4	1	1	0	0	0	1
Ed Kranepool, L (1, 3) OBP: 0.358, SLG: 0.422	G3			K		BB, 1B, BB		1-3		3	1	0	0	1	1	0
Rusty Staub, L (1, 9) OBP: 0.363, SLG: 0.430		F7		2B		K		2B, WP, 1B		4	1	2	0	0	1	2
Benny Ayala, R (1, 7) OBP: 0.529, SLG: 0.692		K		K		K		WP, 1-3, 2B		4	0	1	0	0	3	3
Wayne Garrett, L (1, 5) OBP: 0.335, SLG: 0.322		BB			5-3	1B 1-2 2-3 BB		FC5-4 2-3 3-H IBB		1	0	0	0	3	0	0
Ted Martinez, R (1, 8) OBP: 0.250, SLG: 0.320		P5			SF9, 3B	1-2 2-H 3-H 1B		K		4	1	2	2	0	1	3
Duffy Dyer, R (1, 2) OBP: 0.300, SLG: 0.172			4-3		SF9 3-H	F7		FC5-4 1-2f		3	0	0	1	0	0	4
Ray Sadecki, L (1, 1) OBP: 0.176, SLG: 0.176			F7		1B		F9			3	0	1	0	0	0	0
Inning Stats	R: 0 E: 0 K: 0 S: 3 H: 0 LOB: 0 BB: 0 P: 3	R: 0 E: 0 K: 1 S: 5 H: 0 LOB: 1 BB: 1 P: 9	R: 0 E: 0 K: 1 S: 5 H: 0 LOB: 0 BB: 0 P: 5	R: 0 E: 0 K: 2 S: 8 H: 1 LOB: 1 BB: 0 P: 8	R: 1 E: 0 K: 0 S: 5 H: 2 LOB: 1 BB: 0 P: 5	R: 2 E: 0 K: 2 S: 9 H: 2 LOB: 2 BB: 2 P: 17	R: 0 E: 0 K: 0 S: 2 H: 0 LOB: 0 BB: 1 P: 6	R: 1 E: 0 K: 1 S: 7 H: 2 LOB: 2 BB: 1 P: 11		1B: 3 2B: 3 3B: 1 HR: 0 SF: 1 SAC: 0 DP: 0 HBP: 0						

	AB	29
	R	4
	H	7
	RBI	3
	BB	5
	SO	7
	LOB	14

WP: 1 PA: 35
PB: 0
SB: 0
CS: 1

PITCHER		IP	WLS	BF	H	R	ER	SO	BB	IBB	HBP	BLK	WP	HR	S	P	ERA	WHIP
Buzz Capra, R ERA: 2.55	(1, 1)	6.0	L	26	5	3	3	6	3	0	0	0	0	0	35	47	4.50	1.333
Max Leon, R ERA: 2.56	(7, 1)	2.0		9	2	1	1	1	1	1	0	0	1	0	9	17	4.50	1.500

PITCHER	IP	WLS	BF	H	R	ER	SO	BB	IBB	HBP	BLK	WP	HR	S	P	ERA	WHIP

Batter	1	2	3	4	5	6	7	8	9	AB	R	H	RBI	BB	SO	LOB
Ralph Garr, L (1, 7) OBP: 0.386, SLG: 0.505	1-3		FC3-6 S 1-3 1B		K		BB FC5-2 2B	4-3		5	0	2	0	0	1	1
Marty Perez, R (1, 4) OBP: 0.316, SLG: 0.352	FC6-4 1B		FC6-2 FC3-6 1-2 3-H		K		FC5-2 1B BB		F9	4	1	1	0	1	1	3
Darrell Evans, L (1, 5) OBP: 0.386, SLG: 0.422	K		FC3-6 1-2f 2-3			F8 E BB	1B 4-3 FC5-2 1-2 2-3 BB		4-3	3	2	0	0	2	1	3
Dusty Baker Jr., R (1, 8) OBP: 0.329, SLG: 0.413	FC6-4 1-2f		K			E 1B 1-2 BB	FC5-2 4-3 1B 1-2 2-3 3-Hf		F8	4	1	0	0	1	1	6
Davey Johnson, R (1, 3) OBP: 0.351, SLG: 0.387		FC6-4 BB		K		F8 2-3	4-3 1-2 2-3 3-H 1B			3	0	1	1	1	1	2
Mike Lum, L (1, 9) OBP: 0.327, SLG: 0.376		FC6-4 FC4-6 1-2f		E3 G1-6-3		E4 1B 1-3 3-H	4-3 1-2 2-3 3-H			4	1	0	2	0	0	4
Craig Robinson, R (1, 6) OBP: 0.271, SLG: 0.255		FC4-6 S 1-2f		G1-6-3 1-2f		FC5-4 1B 2-H 3-H	F9			4	0	1	2	0	0	4
Vic Correll, R (1, 2) OBP: 0.312, SLG: 0.379		K 1-2		6-3		P4		6-3		4	0	0	0	0	1	2
Danny Frisella, L (1, 1) Leo Foster, R (5, PH) OBP: 0.264, SLG: 0.266 Joe Niekro, R (5, 1) Paul Casanova, R (6, PH) OBP: 0.234, SLG: 0.204 Max Leon, R (6, 1) OBP: 0.071, SLG: 0.077 Tom House, L (8, 1) OBP: 0.286, SLG: 0.286			1B FC6-2 BB		6-3 2B		FC5-4 1-2f	6-3		0 1 0 1 1 0	0 0 0 0 0 0	0 1 0 0 0 0	0 0 0 0 0 0	1 0 0 0 0 0	0 0 0 0 0 0	0 0 0 1 0 0
Inning Stats	R: 0 E: 0 K: 1 S: 6 H: 1 LOB: 1 BB: 0 P: 6	R: 0 E: 0 K: 1 S: 5 H: 0 LOB: 1 BB: 1 P: 9	R: 0 E: 0 K: 1 S: 6 H: 1 LOB: 2 BB: 1 P: 10	R: 0 E: 1 K: 1 S: 5 H: 0 LOB: 0 BB: 0 P: 5	R: 0 E: 0 K: 2 S: 8 H: 1 LOB: 1 BB: 0 P: 8	R: 3 E: 1 K: 0 S: 5 H: 1 LOB: 1 BB: 2 P: 13	R: 2 E: 0 K: 0 S: 5 H: 2 LOB: 2 BB: 2 P: 13	R: 0 E: 0 K: 0 S: 3 H: 0 LOB: 0 BB: 0 P: 3	R: 0 E: 0 K: 0 S: 3 H: 0 LOB: 0 BB: 0 P: 3	1B: 4 2B: 2 3B: 0 HR: 0	SF: 0 SAC: 0 DP: 1 HBP: 0						

Atlanta Braves @ New York Mets

Shea Stadium, Flushing, NY

Sat Aug 31 1974, 3:33 AM EDT

Att. 31,211 - Unknown

TOP

livebaseballscorecards.com

AB	34
R	5
H	6
RBI	5
BB	6
SO	6
LOB	26

WP: 0	PA: 40
PB: 0	
SB: 2	
CS: 0	

PITCHER		IP	WLS	BF	H	R	ER	SO	BB	IBB	HBP	BLK	WP	HR	S	P	ERA	WHIP
Jerry Koosman, L ERA: 3.32	(1, 1)	6.0		30	5	5	3	6	6	0	0	0	0	0	36	60	4.50	1.833
Bob Apodaca, R ERA: 4.14	(7, 1)	2.0	W	7	1	0	0	0	0	0	0	0	0	0	7	7	0.00	0.500
Harry Parker, R ERA: 3.75	(9, 1)	1.0	S	3	0	0	0	0	0	0	0	0	0	0	3	3	0.00	0.000

PITCHER	IP	WLS	BF	H	R	ER	SO	BB	IBB	HBP	BLK	WP	HR	S	P	ERA	WHIP

BOTTOM

Atlanta Braves @ New York Mets

Shea Stadium, Flushing, NY

Sat Aug 31 1974, 3:33 AM EDT

Att. 31,211 - Unknown

Batter	1	2	3	4	5	6	7	8	9	AB	R	H	RBI	BB	SO	LOB
Bud Harrelson, S (1, 6) OBP: 0.370, SLG: 0.262	5-3	F8		6-3		K		SH3-4 1B 1-2		5	1	1	0	0	1	1
Felix Millan, R (1, 4) OBP: 0.315, SLG: 0.307	BB BB 1B		P4	F9		1-3		SH3-4 1-2 2-3		4	0	1	0	0	0	0
Ed Kranepool, L (1, 3) OBP: 0.364, SLG: 0.424	F8		BB BB 1B	3B B B B				P5		4	2	2	0	1	0	3
Rusty Staub, L (1, 9) OBP: 0.367, SLG: 0.435	BB B B B B 1-2		BB 1B B B B B 1-2	3B 1-H		F7		1B 2-H 3-H		3	1	2	3	2	0	1
Benny Ayala, R (1, 7) OBP: 0.500, SLG: 0.563	BB B B B B 1-2 2-3		BB 1B B B B B 1-2 2-3	G3			6-3	1-3		3	1	0	0	2	0	2
Wayne Garrett, L (1, 5) OBP: 0.337, SLG: 0.324	6-3		CS 1B 1B 1-3 2-H 3-H	FC3-6			K			4	0	2	2	0	1	3
Ted Martinez, R (1, 8) OBP: 0.254, SLG: 0.323 Jim Gosger, L (9, 8) OBP: 0.125, SLG: 0.097		K	CS 1B 1-2 3-H	F9			1B			4 0	0 0	2 0	1 0	0 0	1 0	1 0
Ron Hodges, L (1, 2) OBP: 0.331, SLG: 0.396		K	CS 1-2 2-3	FC3-6 1-2f			P4			4	0	1	0	0	1	2
Jerry Koosman, R (1, 1) OBP: 0.203, SLG: 0.151 Bob Apodaca, R (7, 1) OBP: 0.190, SLG: 0.167 Ken Boswell, L (8, PH) OBP: 0.290, SLG: 0.305 Harry Parker, R (9, 1)		BB B B B B	K 1-2 2-3 3-H	F8				SH3-4 1B 1B		2 0 1 0	0 0 1 0	0 0 1 0	0 0 1 0	1 0 0 0	1 0 0 0	4 0 0 0
Inning Stats	R: 0 E: 0 K: 0 S: 4 H: 1 LOB: 3 BB: 2 P: 12	R: 0 E: 0 K: 2 S: 7 H: 0 LOB: 1 BB: 1 P: 11	R: 3 E: 0 K: 1 S: 8 H: 4 LOB: 2 BB: 2 P: 16	R: 1 E: 0 K: 0 S: 4 H: 1 LOB: 1 BB: 1 P: 8	R: 0 E: 0 K: 0 S: 4 H: 1 LOB: 1 BB: 0 P: 4	R: 0 E: 0 K: 1 S: 6 H: 1 LOB: 1 BB: 0 P: 6	R: 0 E: 0 K: 1 S: 6 H: 1 LOB: 1 BB: 0 P: 6	R: 2 E: 0 K: 0 S: 6 H: 3 LOB: 1 BB: 0 P: 6		1B: 11 2B: 0 3B: 1 HR: 0 SF: 0 SAC: 1 DP: 0 HBP: 0						

livebaseballscorecards.com

AB	34
R	6
H	12
RBI	6
BB	6
SO	5
LOB	17

WP: 0 PB: 0 SB: 0 CS: 3 PA: 41

PITCHER		IP	WLS	BF	H	R	ER	SO	BB	IBB	HBP	BLK	WP	HR	S	P	ERA	WHIP
Danny Frisella, R ERA: 5.18	(1, 1)	4.0		23	6	4	4	3	6	0	0	0	0	0	23	47	9.00	3.000
Joe Niekro, R ERA: 4.04	(5, 1)	1.0		4	1	0	0	0	0	0	0	0	0	0	4	4	0.00	1.000
Max Leon, R ERA: 2.76	(6, 1)	2.1	L	11	4	2	2	2	0	0	0	0	0	0	15	15	7.71	1.714
Tom House, L ERA: 1.97	(8, 1)	0.2		3	1	0	0	0	0	0	0	0	0	0	3	3	0.00	1.500

PITCHER	IP	WLS	BF	H	R	ER	SO	BB	IBB	HBP	BLK	WP	HR	S	P	ERA	WHIP

Batter	1	2	3	4	5	6	7	8	9	AB	R	H	RBI	BB	SO	LOB
Ralph Garr, L (1, 9) OBP: 0.385, SLG: 0.504	SH, 1B		G3		F8			6-3		4	0	1	0	0	0	0
Marty Perez, R (1, 4) OBP: 0.317, SLG: 0.352	SH, G6-4-3, 1-2			1B, WP, 1B		4-3			F7	3	0	1	0	0	0	0
Darrell Evans, L (1, 5) OBP: 0.385, SLG: 0.420	K			F8, 1-2		L9			1B	4	0	1	0	0	1	3
Hank Aaron, R (1, 7) OBP: 0.333, SLG: 0.485	G6-4-3, 1-2f			1B, 2-3		L5			P4	4	0	1	0	0	0	3
Dusty Baker Jr., R (1, 8) OBP: 0.328, SLG: 0.411		F7		IBB			P6		F8	3	0	0	0	1	0	1
Davey Johnson, R (1, 3) OBP: 0.351, SLG: 0.387		G4-6-3, 1B		F5			L5			3	0	1	0	0	0	3
Craig Robinson, R (1, 6) OBP: 0.269, SLG: 0.253		G4-6-3, 1-2f		F9			K			3	0	0	0	0	1	4
Tom House, L (7, 1) OBP: 0.286, SLG: 0.286										0	0	0	0	0	0	0
Vic Correll, R (1, 2) OBP: 0.310, SLG: 0.376			5-3		P5			1-3		1	0	0	0	0	0	0
Johnny Oates, L (3, 2) OBP: 0.288, SLG: 0.283			K		5-3			F7		2	0	0	0	0	0	0
Carl Morton, R (1, 1) OBP: 0.146, SLG: 0.103										2	0	0	0	0	1	0
Leo Foster, R (7, 6) OBP: 0.261, SLG: 0.263										1	0	0	0	0	0	0
Inning Stats	R: 0 E: 1 K: 1 S: 6 H: 1 LOB: 1 BB: 0 P: 6	R: 0 E: 0 K: 0 S: 3 H: 1 LOB: 0 BB: 0 P: 3	R: 0 E: 0 K: 1 S: 5 H: 0 LOB: 0 BB: 0 P: 5	R: 0 E: 0 K: 0 S: 5 H: 2 LOB: 3 BB: 1 P: 9	R: 0 E: 0 K: 0 S: 3 H: 0 LOB: 0 BB: 0 P: 3	R: 0 E: 0 K: 0 S: 3 H: 0 LOB: 0 BB: 0 P: 3	R: 0 E: 0 K: 1 S: 5 H: 0 LOB: 0 BB: 0 P: 5	R: 0 E: 0 K: 0 S: 3 H: 0 LOB: 0 BB: 0 P: 3	R: 0 E: 0 K: 0 S: 4 H: 1 LOB: 1 BB: 0 P: 4	1B: 5 2B: 0 3B: 0 HR: 0	SF: 0 SAC: 1 DP: 2 HBP: 0					

PITCHER		IP	WLS	BF	H	R	ER	SO	BB	IBB	HBP	BLK	WP	HR	S	P	ERA	WHIP
Tug McGraw, L ERA: 3.67	(1, 1)	9.0	W	32	5	0	0	3	0	1	0	0	1	0	37	41	0.00	0.556

PITCHER	IP	WLS	BF	H	R	ER	SO	BB	IBB	HBP	BLK	WP	HR	S	P	ERA	WHIP

TOP

Atlanta Braves @ New York Mets

Shea Stadium, Flushing, NY

Sun Sep 01 1974, 3:33 AM EDT

Att. 33,879 - Unknown

livebaseballscorecards.com

AB	30
R	0
H	5
RBI	0
BB	1
SO	3
LOB	14

1B: 5	SF: 0	WP: 1	PA: 32
2B: 0	SAC: 1	PB: 0	
3B: 0	DP: 2	SB: 0	
HR: 0	HBP: 0	CS: 0	

Atlanta Braves @ New York Mets

Shea Stadium, Flushing, NY

Sun Sep 01 1974, 3:33 AM EDT

Att. 33,879 - Unknown

BOTTOM

Batter	1	2	3	4	5	6	7	8	9	AB	R	H	RBI	BB	SO	LOB
Bud Harrelson, S (1, 6) OBP: 0.372, SLG: 0.269	F8		F7		FC6-4 1-3 2-H 1B		SH1-3 FC5 2B			4	0	2	1	0	0	0
Felix Millan, R (1, 4) OBP: 0.313, SLG: 0.305	F9		F8		FC6-4 1B 1-2f 3-H		SH1-3 2-3			3	0	0	1	0	0	1
John Milner, L (1, 3) OBP: 0.330, SLG: 0.417	1B			1B SF8-3-6 1B	1-3 1B		FC5 3-H			4	1	3	0	0	0	1
Rusty Staub, L (1, 9) OBP: 0.366, SLG: 0.434	F9			SF8-3-6 1-3 1B	P4		S S S K			4	0	1	0	0	1	4
Benny Ayala, R (1, 7) OBP: 0.423, SLG: 0.474		6-3		SF8-3-6 1-2 3-H		6-3		6-3		3	0	0	1	0	0	0
Wayne Garrett, L (1, 5) OBP: 0.334, SLG: 0.320		L9		4-3		E4 1B		F9		4	0	0	0	0	0	0
Ted Martinez, R (1, 8) OBP: 0.262, SLG: 0.335		2B			PB BB 1B 1B	1-2 1B		P6		4	1	3	0	0	0	0
Duffy Dyer, R (1, 2) OBP: 0.288, SLG: 0.164		5-3			S S S K	F9				3	0	0	0	0	1	4
Tug McGraw, R (1, 1) OBP: 0.250, SLG: 0.200			2-3		B B B B 1B PB 1-2 FC6-4 BB	1-3				2	1	0	0	1	0	2
Inning Stats	R: 0 H: 1 E: 0 LOB: 1 K: 0 BB: 0 S: 4 P: 4	R: 0 H: 1 E: 0 LOB: 1 K: 0 BB: 0 S: 4 P: 4	R: 0 H: 0 E: 0 LOB: 0 K: 0 BB: 0 S: 3 P: 3	R: 1 H: 2 E: 0 LOB: 0 K: 0 BB: 0 S: 4 P: 4	R: 2 H: 3 E: 0 LOB: 2 K: 1 BB: 1 S: 8 P: 12	R: 0 H: 1 E: 1 LOB: 2 K: 0 BB: 0 S: 5 P: 5	R: 0 H: 1 E: 0 LOB: 1 K: 1 BB: 0 S: 6 P: 6	R: 0 H: 0 E: 0 LOB: 0 K: 0 BB: 0 S: 3 P: 3		1B: 7 SF: 1 2B: 3 SAC: 1 3B: 0 DP: 1 HR: 0 HBP: 0						

livebaseballscorecards.com

AB	31
R	3
H	9
RBI	3
BB	1
SO	2
LOB	12

WP: 0 PA: 34
PB: 1
SB: 0
CS: 0

PITCHER		IP	WLS	BF	H	R	ER	SO	BB	IBB	HBP	BLK	WP	HR	S	P	ERA	WHIP
Carl Morton, R ERA: 3.06	(1, 1)	6.1	L	29	9	3	3	1	1	0	0	0	0	0	30	34	4.26	1.579
Tom House, L ERA: 1.93	(7, 1)	1.2		5	0	0	0	1	0	0	0	0	0	0	7	7	0.00	0.000

PITCHER	IP	WLS	BF	H	R	ER	SO	BB	IBB	HBP	BLK	WP	HR	S	P	ERA	WHIP

Batter	1	2	3	4	5	6	7	8	9	AB	R	H	RBI	BB	SO	LOB
Bud Harrelson, S (1, 6) OBP: 0.371, SLG: 0.268	S S S 0-3 ① K		x 0-0 ① 1-3		S S S 0-3 ③ K			x 0-0 4-3 SH3-4 1B		4	0	1	0	0	2	0
Felix Millan, R (1, 4) OBP: 0.315, SLG: 0.308	B B B B 4-0 S 1B BB		x 0-0 2B			x 0-0 ① P4		x 0-0 ① SH3-4 1-2		2	1	1	0	1	0	0
Ken Boswell, L (1, 9) OBP: 0.284, SLG: 0.298 Don Hahn, R (8, 9) OBP: 0.360, SLG: 0.370	S S S 0-3 ② K 1-2		x 0-0 ② P6			S S S 0-3 ② K		x 0-0 ② 4-3 2-3		4 0	0 0	0 0	0 0	0 0	2 0	3 0
John Milner, L (1, 3) OBP: 0.333, SLG: 0.427	x 0-0 2-H 1B		S S S 0-3 ③ K			x 0-0 HR		4-0 IBB		3	1	2	2	1	1	1
Benny Ayala, R (1, 7) OBP: 0.400, SLG: 0.409	S S S 0-3 ③ K			S S S 0-3 ① K		B B B B 4-0 BLK BB		x 0-0 ③ 5-3		3	0	0	0	1	2	3
Wayne Garrett, L (1, 5) OBP: 0.331, SLG: 0.317		x 0-0 ① 3-1		x 0-0 ② 1-3		x 0-0 ③ P3 1-2			S S S 0-3 ① K	4	0	0	0	0	1	1
Ted Martinez, R (1, 8) OBP: 0.258, SLG: 0.329		x 0-0 E6 FC4-6		x 0-0 ③ 6-3			x 0-0 ① P4		S S S 0-3 ② K	4	0	0	0	0	1	0
Ron Hodges, L (1, 2) OBP: 0.320, SLG: 0.382		x 0-0 ② FC4-6 1-2f			x 0-0 ① F8		x 0-0 ② F3		x 0-0 ③ 6-3	4	0	0	0	0	0	1
Jon Matlack, L (1, 1) OBP: 0.139, SLG: 0.076		S S S 0-3 ③ K			x 0-0 ② 5-3		x 0-0 ③ 5-3			3	0	0	0	0	1	1
Inning Stats	R: 1 H: 1 E: 0 LOB: 1 K: 3 BB: 1 S: 10 P: 14	R: 0 H: 0 E: 1 LOB: 1 K: 1 BB: 0 S: 6 P: 6	R: 0 H: 1 E: 0 LOB: 1 K: 1 BB: 0 S: 6 P: 6	R: 0 H: 0 E: 0 LOB: 0 K: 1 BB: 0 S: 5 P: 5	R: 0 H: 0 E: 0 LOB: 0 K: 1 BB: 0 S: 5 P: 5	R: 1 H: 1 E: 0 LOB: 1 K: 1 BB: 1 S: 6 P: 10	R: 0 H: 0 E: 0 LOB: 0 K: 0 BB: 0 S: 3 P: 3	R: 0 H: 1 E: 0 LOB: 2 K: 0 BB: 1 S: 4 P: 8	R: 0 H: 0 E: 0 LOB: 0 K: 2 BB: 0 S: 7 P: 7	1B: 2 2B: 1 3B: 0 HR: 1	SF: 0 SAC: 1 DP: 0 HBP: 0						

PITCHER	IP	WLS	BF	H	R	ER	SO	BB	IBB	HBP	BLK	WP	HR	S	P	ERA	WHIP
Bill Bonham, R (1, 1) ERA: 3.75	9.0	L	35	4	2	2	10	2	1	0	1	0	1	52	64	2.00	0.667

PITCHER	IP	WLS	BF	H	R	ER	SO	BB	IBB	HBP	BLK	WP	HR	S	P	ERA	WHIP

TOP

New York Mets @ Chicago Cubs

Wrigley Field, Chicago, IL

Tue Sep 03 1974, 3:33 AM CDT

Unknown

livebaseballscorecards.com

AB	31
R	2
H	4
RBI	2
BB	3
SO	10
LOB	10

WP: 0 PA: 35
PB: 0
SB: 1
CS: 0

New York Mets @ Chicago Cubs

Wrigley Field, Chicago, IL

Tue Sep 03 1974, 3:33 AM CDT

Unknown

BOTTOM

Batter	1	2	3	4	5	6	7	8	9	AB	R	H	RBI	BB	SO	LOB
Billy Grabarkewitz, R (1, 4) (9, 6) OBP: 0.315, SLG: 0.291	L9		5-3			K			1B	4	0	1	0	0	1	0
Jose Cardenal, R (1, 7) OBP: 0.369, SLG: 0.459	4-3			F9		K			F9	4	0	0	0	0	1	1
Jerry Morales, R (1, 8) OBP: 0.320, SLG: 0.409	6-3			K			F8		F9	4	0	0	0	0	1	1
Andre Thornton, R (1, 3) OBP: 0.385, SLG: 0.466		K		5-3			K			3	0	0	0	0	2	0
Jim Tyrone, R (1, 9) OBP: 0.203, SLG: 0.213		P4			P4		6-3			3	0	0	0	0	0	0
Ron Dunn, R (1, 5) (9, 4) OBP: 0.667, SLG: 0.667		1B			L4			G4-6-3		3	0	2	0	0	0	0
Steve Swisher, R (1, 2) OBP: 0.317, SLG: 0.296		1-3			1B			G4-6-3 1-2f		3	0	1	0	0	0	2
Rob Sperring, R (1, 6) OBP: 0.230, SLG: 0.224			K		K			5-3		2	0	0	0	0	2	1
Bill Madlock, R (8, PH) (9, 5) OBP: 0.354, SLG: 0.414										1	0	0	0	0	0	0
Bill Bonham, R (1, 1) OBP: 0.169, SLG: 0.186			K			K			K	2	0	0	0	0	2	0
George Mitterwald, R (9, PH) OBP: 0.300, SLG: 0.361										1	0	0	0	0	1	0

livebaseballscorecards.com

	AB	30
	R	0
	H	4
	RBI	0
	BB	0
	SO	10
	LOB	5

Inning Stats	1	2	3	4	5	6	7	8	9
	R: 0 E: 0 K: 0 S: 3	H: 0 LOB: 0 BB: 0 P: 3	R: 0 E: 0 K: 1 S: 6	H: 1 LOB: 1 BB: 0 P: 6	R: 0 E: 0 K: 2 S: 7	H: 0 LOB: 0 BB: 0 P: 7	R: 0 E: 0 K: 1 S: 5	H: 0 LOB: 0 BB: 0 P: 5	R: 0 E: 0 K: 1 S: 6	H: 1 LOB: 1 BB: 0 P: 6	R: 0 E: 0 K: 3 S: 9	H: 0 LOB: 0 BB: 0 P: 9	R: 0 E: 0 K: 1 S: 5	H: 0 LOB: 0 BB: 0 P: 5	R: 0 E: 0 K: 0 S: 3	H: 1 LOB: 0 BB: 0 P: 3	R: 0 E: 0 K: 1 S: 6	H: 1 LOB: 1 BB: 0 P: 6

	1B: 4	SF: 0	WP: 0	PA: 30
	2B: 0	SAC: 0	PB: 0	
	3B: 0	DP: 1	SB: 0	
	HR: 0	HBP: 0	CS: 0	

PITCHER	IP	WLS	BF	H	R	ER	SO	BB	IBB	HBP	BLK	WP	HR	S	P	ERA	WHIP
Jon Matlack, L (1, 1) ERA: 2.48	9.0	W	30	4	0	0	10	0	0	0	0	0	0	50	50	0.00	0.444

PITCHER	IP	WLS	BF	H	R	ER	SO	BB	IBB	HBP	BLK	WP	HR	S	P	ERA	WHIP

New York Mets @ Chicago Cubs

Wrigley Field, Chicago, IL

Tue Sep 03 1974, 3:38 AM CDT

Att. 3,731 - Unknown

livebaseballscorecards.com

Batter	1	2	3	4	5	6	7	8	9	AB	R	H	RBI	BB	SO	LOB
Bud Harrelson, S (1, 6) OBP: 0.373, SLG: 0.273	G3		FC4-6 1B		G3		SH5-4 1B 2-3 3-H	BB 1B	F3	6	2	3	1	0	0	0
Felix Millan, R (1, 4) OBP: 0.316, SLG: 0.310	5-3		FC4-6 2B 1-2f		L5		SH5-4 1B 1-2 3-H	BB 1B 1-2		5	2	2	1	0	0	1
Ken Boswell, L (1, 9) OBP: 0.290, SLG: 0.306	BB		2B 1-3		E4		SH5-4 1-2 2-3	L7		2	0	1	0	1	0	0
Don Hahn, R (7, 9) OBP: 0.358, SLG: 0.369										1	0	0	0	0	0	2
John Milner, L (1, 3) OBP: 0.336, SLG: 0.426	4-3		IBB G6-4-3		L9		1B SF8 2-H 3-H	HR 1B 1-2 2-3		3	2	1	2	2	0	2
Benny Ayala, R (1, 7) OBP: 0.400, SLG: 0.407		5-3	G6-4-3 1-2f			K	FC5 BB 1-3	HR 1B 1-2 2-H 3-H		5	1	2	2	0	1	3
Wayne Garrett, L (1, 5) OBP: 0.334, SLG: 0.326		2B 5-3 1B		4-3		F9	BB 1-2	HR 1-H 2-H		4	2	2	3	1	0	0
Ted Martinez, R (1, 8) OBP: 0.257, SLG: 0.332		5-3 2B 1-3		K		2-3	SF8 3-H	P4		4	0	1	1	0	1	0
Duffy Dyer, R (1, 2) OBP: 0.295, SLG: 0.169		5-3 2-3 3-H		BB			SH 1B; FC5 2-3f		K	4	1	1	1	1	1	3
Tom Seaver, R (1, 1) OBP: 0.188, SLG: 0.071		F3		K			SH 1B 1-3	K	K	2	1	0	0	0	1	2
Harry Parker, R (7, 1)										2	0	0	0	0	2	0

TOP

AB	38
R	11
H	13
RBI	11
BB	5
SO	6
LOB	13

Inning Stats	1	2	3	4	5	6	7	8	9
	R: 0 E: 0 K: 0 S: 3	H: 0 LOB: 1 BB: 1 P: 7	R: 1 E: 0 K: 0 S: 5	H: 2 LOB: 1 BB: 0 P: 5	R: 0 E: 0 K: 0 S: 4	H: 2 LOB: 2 BB: 1 P: 8	R: 0 E: 0 K: 2 S: 7	H: 0 LOB: 1 BB: 1 P: 11	R: 0 E: 1 K: 0 S: 4	H: 0 LOB: 1 BB: 0 P: 4
	R: 0 E: 0 K: 1 S: 5	H: 0 LOB: 0 BB: 0 P: 5	R: 5 E: 1 K: 0 S: 9	H: 5 LOB: 2 BB: 1 P: 13	R: 5 E: 0 K: 1 S: 9	H: 4 LOB: 0 BB: 1 P: 13	R: 0 E: 0 K: 2 S: 7	H: 0 LOB: 0 BB: 0 P: 7		

1B: 10 SF: 1
2B: 2 SAC: 2
3B: 0 DP: 1
HR: 1 HBP: 0

WP: 0 PA: 46
PB: 0
SB: 0
CS: 0

PITCHER		IP	WLS	BF	H	R	ER	SO	BB	IBB	HBP	BLK	WP	HR	S	P	ERA	WHIP
Tom Dettore, R ERA: 3.82	(1, 1)	6.0	L	29	7	5	4	3	2	1	0	0	0	0	32	44	6.00	1.500
Ken Frailing, L ERA: 3.86	(7, 1)	0.1		4	2	0	0	0	1	0	0	0	0	0	3	7	0.00	9.000
Burt Hooton, R ERA: 4.9	(7, 1)	0.2		2	0	1	1	0	0	0	0	0	0	0	2	2	13.50	0.000
Oscar Zamora, R ERA: 3.28	(8, 1)	0.2		4	2	2	2	1	0	0	0	0	0	0	6	6	27.00	3.000
Jim Kremmel, L ERA: 7.23	(8, 1)	0.0		1	0	0	0	0	1	0	0	0	0	0	0	4	∞	∞

PITCHER		IP	WLS	BF	H	R	ER	SO	BB	IBB	HBP	BLK	WP	HR	S	P	ERA	WHIP
Ray Burris, R ERA: 5.82	(8, 1)	0.1		3	2	3	3	0	0	0	0	0	0	1	3	3	81.00	6.000
Herb Hutson, R ERA: 4.34	(9, 1)	1.0		3	0	0	0	2	0	0	0	0	0	0	7	7	0.00	0.000

BOTTOM

Batter	1	2	3	4	5	6	7	8	9	AB	R	H	RBI	BB	SO	LOB
Don Kessinger, S (1, 6) OBP: 0.333, SLG: 0.321	1-3		6-3		6-3		WP, BB		1B	4	0	1	0	1	0	1
Gene Hiser, L (1, 9) Jose Cardenal, R (7, PH) OBP: 0.368, SLG: 0.458 Oscar Zamora, R (8, 1) OBP: 0.200, SLG: 0.200 Jim Kremmel, L (8, 1) Ray Burris, R (8, 1) OBP: 0.250, SLG: 0.100 Herb Hutson, R (9, 1) Rick Stelmaszek, L (9, PH) OBP: 0.429, SLG: 0.423	K		K			P5	F9 1-2 2-3 3-H		F7	3 1 0 0 0 0 0 1	0 0 0 0 0 0 0 0	0 0 0 0 0 0 0 0	0 0 0 0 0 0 0 0	0 0 0 0 0 0 0 0	2 0 0 0 0 0 0 0	0 2 0 0 0 0 0 2
Ralph LaCock, L (1, 3) OBP: 0.238, SLG: 0.300 (8, 9)	K		L7			P3	FC4-6, BB		G3	4	0	0	0	1	1	2
Rick Monday, L (1, 8) OBP: 0.377, SLG: 0.456		HR		CS, BB		2B	FC4-6 1-2f			3	1	2	1	1	0	3
Chris Ward, L (1, 7) OBP: 0.288, SLG: 0.280 Burt Hooton, R (7, 1) OBP: 0.119, SLG: 0.100 Andre Thornton, R (8, 3) OBP: 0.384, SLG: 0.464	F5			K 1-2		P6		K		3 0 1	0 0 0	0 0 0	0 0 0	0 0 0	1 0 1	2 0 0
Bill Madlock, R (1, 5) OBP: 0.356, SLG: 0.415	1B 1B			F9			1B 1B	5-3		4	2	2	0	0	0	0
George Mitterwald, R (1, 2) OBP: 0.308, SLG: 0.369	1B 1-2				SH3-4		BB, 1B WP 1-2	5-3		4	1	3	0	0	0	0
Billy Grabarkewitz, R (1, 4) OBP: 0.320, SLG: 0.298	G4-6-3 1-2 2-H				F9		K		1B	4	0	2	1	0	1	3
Tom Dettore, L (1, 1) OBP: 0.375, SLG: 0.500 Ken Frailing, L (7, 1) OBP: 0.281, SLG: 0.258 Jerry Morales, R (7, 7) OBP: 0.321, SLG: 0.409	G4-6-3 1-2f				SH3-4 1-2		WP, BB 1-2 2-H		F7	1 0 2	0 0 0	0 0 1	0 0 1	0 0 0	0 0 0	2 0 1
Inning Stats	R: 0 E: 0 K: 2 S: 7 H: 0 LOB: 0 BB: 0 P: 7	R: 2 E: 0 K: 0 S: 6 H: 4 LOB: 1 BB: 0 P: 6	R: 0 E: 0 K: 1 S: 5 H: 0 LOB: 0 BB: 0 P: 5	R: 0 E: 0 K: 1 S: 4 H: 0 LOB: 0 BB: 1 P: 8	R: 0 E: 0 K: 0 S: 4 H: 1 LOB: 1 BB: 0 P: 4	R: 0 E: 0 K: 0 S: 4 H: 1 LOB: 1 BB: 0 P: 4	R: 2 E: 0 K: 1 S: 8 H: 3 LOB: 3 BB: 2 P: 16	R: 0 E: 0 K: 1 S: 5 H: 0 LOB: 0 BB: 0 P: 5	R: 0 E: 0 K: 0 S: 5 H: 2 LOB: 2 BB: 0 P: 5	1B: 9 2B: 2 3B: 0 HR: 1	SF: 0 SAC: 1 DP: 2 HBP: 0					

PITCHER	IP	WLS	BF	H	R	ER	SO	BB	IBB	HBP	BLK	WP	HR	S	P	ERA	WHIP
Tom Seaver, R (1, 1) ERA: 3.28	6.1	W	28	9	4	4	5	2	0	0	0	0	1	36	44	5.68	1.737
Harry Parker, R (7, 1) ERA: 3.66	2.2		11	2	0	0	1	1	0	0	0	1	0	12	16	0.00	1.125

PITCHER	IP	WLS	BF	H	R	ER	SO	BB	IBB	HBP	BLK	WP	HR	S	P	ERA	WHIP

New York Mets @ Chicago Cubs
Wrigley Field, Chicago, IL
Tue Sep 03 1974, 3:38 AM CDT
Att. 3,731 - Unknown

livebaseballscorecards.com

AB	35
R	4
H	11
RBI	3
BB	3
SO	6
LOB	18

WP: 1	PA: 39				
PB: 0					
SB: 0					
CS: 1					

Batter	1	2	3	4	5	6	7	8	9	AB	R	H	RBI	BB	SO	LOB
Bud Harrelson, S (1, 6) OBP: 0.376, SLG: 0.274	K		K			1B	FC6-2 BB		4-3 HBP BB	3	1	1	1	2	2	2
Felix Millan, R (1, 4) OBP: 0.317, SLG: 0.309	4-3		F7			G4-6-3 1B	FC6-2		4-3 HBP	4	0	1	1	0	0	5
John Milner, L (1, 3) OBP: 0.335, SLG: 0.423	K			4-3		G4-6-3 1B	3-1		4-3	5	0	1	2	0	1	5
Rusty Staub, L (1, 9) OBP: 0.365, SLG: 0.430		6-3		4-3		G4-6-3		E6 1B	FC5-4 BB	4	0	0	0	1	0	2
Benny Ayala, R (1, 7) OBP: 0.350, SLG: 0.344		K		L6		K		F9	FC5-4	5	0	0	0	0	2	5
Wayne Garrett, L (1, 5) OBP: 0.335, SLG: 0.326		L4			K		1B BLK BB HBP	G6-4-3 1B		3	1	1	0	0	1	0
Ted Martinez, R (1, 8) OBP: 0.253, SLG: 0.327 Don Hahn, R (9, 8) OBP: 0.358, SLG: 0.369			L7		4-3		P4	G6-4-3		4 0	0 0	0 0	0 0	0 0	0 0	3 0
Duffy Dyer, R (1, 2) OBP: 0.305, SLG: 0.176			BB 1B		P4		BB 1B FC6-2 BB		K	3	0	1	0	1	1	0
Ray Sadecki, L (1, 1) OBP: 0.300, SLG: 0.263 Bob Apodaca, R (7, 1) OBP: 0.227, SLG: 0.263			1-2 BB			1B	FC6-2 BB		HBP 4-3 2B	2 1	1 1	2 1	0 0	1 0	0 0	0 0
Inning Stats	R: 0 E: 0 K: 2 S: 7 H: 0 LOB: 0 BB: 0 P: 7	R: 0 E: 0 K: 1 S: 5 H: 0 LOB: 0 BB: 0 P: 5	R: 0 E: 0 K: 1 S: 6 H: 1 LOB: 2 BB: 1 P: 10	R: 0 E: 0 K: 0 S: 3 H: 0 LOB: 0 BB: 0 P: 3	R: 0 E: 0 K: 1 S: 5 H: 0 LOB: 0 BB: 0 P: 5	R: 2 E: 0 K: 1 S: 8 H: 4 LOB: 1 BB: 0 P: 8	R: 1 E: 0 K: 0 S: 4 H: 1 LOB: 3 BB: 2 P: 13	R: 0 E: 1 K: 0 S: 4 H: 1 LOB: 1 BB: 0 P: 4	R: 1 E: 0 K: 1 S: 6 H: 1 LOB: 3 BB: 2 P: 15	1B: 7 2B: 1 3B: 0 HR: 0	SF: 0 SAC: 0 DP: 2 HBP: 2						

PITCHER		IP	WLS	BF	H	R	ER	SO	BB	IBB	HBP	BLK	WP	HR	S	P	ERA	WHIP
Steve Stone, R ERA: 4.25	(1, 1)	5.0	L	21	5	2	2	5	1	0	0	0	0	0	30	34	3.60	1.200
Dave LaRoche, L ERA: 4.5	(6, 1)	1.1		7	1	1	1	1	2	0	1	1	0	0	6	15	6.75	2.250
Oscar Zamora, R ERA: 3.25	(7, 1)	0.2		2	0	0	0	0	0	0	0	0	0	0	2	2	0.00	0.000
Jim Todd, R ERA: 4.08	(8, 1)	1.1		8	2	1	1	1	1	0	1	0	0	0	8	13	6.75	2.250
Jim Kremmel, L ERA: 7.11	(9, 1)	0.1		2	0	0	0	0	1	0	0	0	0	0	1	5	0.00	3.000

PITCHER		IP	WLS	BF	H	R	ER	SO	BB	IBB	HBP	BLK	WP	HR	S	P	ERA	WHIP
Herb Hutson, R ERA: 4.26	(9, 1)	0.1		1	0	0	0	0	0	0	0	0	0	0	1	1	0.00	0.000

TOP

New York Mets @ Chicago Cubs

Wrigley Field, Chicago, IL

Wed Sep 04 1974, 3:33 AM CDT

Att. 1,953 - Unknown - 60 F

livebaseballscorecards.com

AB	34
R	4
H	8
RBI	4
BB	5
SO	7
LOB	22

1B: 7	SF: 0
2B: 1	SAC: 0
3B: 0	DP: 2
HR: 0	HBP: 2

WP: 0	PA: 41		
PB: 0			
SB: 0			
CS: 0			

BOTTOM

New York Mets @ Chicago Cubs

Wrigley Field, Chicago, IL

Wed Sep 04 1974, 3:33 AM CDT

Att. 1,953 - Unknown - 60 F

Batter	1	2	3	4	5	6	7	8	9	AB	R	H	RBI	BB	SO	LOB
Rick Monday, L (1, 8) OBP: 0.377, SLG: 0.455	S S S 0-3 ① K		S S S 0-3 ② K		x 0-0 ① 4-3		x 0-0 1B 2B 2-H 1B		x 0-0 1B	5	1	2	1	0	2	0
Don Kessinger, S (1, 6) OBP: 0.335, SLG: 0.324	x 0-0 1B		x 0-0 1B		x 0-0 ② F9		x 0-0 2B 1-2 FC5-2 1B		x 0-0 ① F8	5	0	3	0	0	0	1
Jose Cardenal, R (1, 7) OBP: 0.368, SLG: 0.459	S S S 0-3 ② K		x 0-0 1-2 1B		x 0-0 ③ F8		x 0-0 FC5-2 1-3 2-H 2B		S S S 0-3 ② K	5	0	2	1	0	2	2
Andre Thornton, R (1, 3) OBP: 0.381, SLG: 0.457	x 0-0 ③ F3		x 0-0 ③ P4			x 0-0 ① 6-3	B B B B 4-0 FC5-2 BB		x 0-0 ③ 6-3	4	0	0	0	1	0	4
Jerry Morales, R (1, 9) OBP: 0.320, SLG: 0.412		x 0-0 ① F7		x 0-0 ① F9		x 0-0 3B	x 0-0 ② FC5-2 1-2 2-3 3-Hf			4	0	1	0	0	0	3
Jim Todd, L (8, 1) OBP: 0.067, SLG: 0.067										0	0	0	0	0	0	0
Jim Kremmel, L (9, 1)										0	0	0	0	0	0	0
Herb Hutson, R (9, 1)										0	0	0	0	0	0	0
Bill Madlock, R (1, 5) OBP: 0.357, SLG: 0.416		x 0-0 1B		x 0-0 FC6-4 1B 1B		x 0-0 ② F3	x 0-0 ③ L4			4	0	2	0	0	0	4
Steve Swisher, R (1, 2) OBP: 0.316, SLG: 0.295		x 0-0 ② F8		x 0-0 FC6-4 1-2 1B		x 0-0 ③ F9		x 0-0 ① F7		4	0	1	0	0	0	2
Rob Sperring, R (1, 4) OBP: 0.224, SLG: 0.217		x 0-0 ③ P4		x 0-0 ② FC6-4 1-2f 2-3			x 0-0 ① 5-3	x 0-0 ② F9		2	0	0	0	0	0	3
Ron Dunn, R (7, PH) OBP: 0.400, SLG: 0.400										2	0	0	0	0	0	0
(8, 4)																
Steve Stone, R (1, 1) OBP: 0.146, SLG: 0.128			x 0-0 ① 6-3	x 0-0 ③ F9			x 0-0 E5 1B	x 0-0 ③ 4-3		2	0	0	0	0	0	2
Dave LaRoche, L (6, 1) OBP: 0.250, SLG: 0.350										0	0	0	0	0	0	0
Oscar Zamora, R (7, 1) OBP: 0.200, SLG: 0.200										0	0	0	0	0	0	0
Jim Tyrone, R (7, PH) OBP: 0.200, SLG: 0.210										1	1	0	0	0	0	0
(8, 9)																
Ralph LaCock, L (8, PH) OBP: 0.233, SLG: 0.293										1	0	0	0	0	0	0
(9, 9)																

Inning Stats	1	2	3	4	5	6	7	8	9
	R: 0 H: 1 E: 0 LOB: 1 K: 2 BB: 0 S: 8 P: 8	R: 0 H: 1 E: 0 LOB: 1 K: 0 BB: 0 S: 4 P: 4	R: 0 H: 2 E: 0 LOB: 2 K: 1 BB: 0 S: 7 P: 7	R: 0 H: 2 E: 0 LOB: 2 K: 0 BB: 0 S: 5 P: 5	R: 0 H: 0 E: 0 LOB: 0 K: 0 BB: 0 S: 3 P: 3	R: 0 H: 1 E: 0 LOB: 1 K: 0 BB: 0 S: 4 P: 4	R: 2 H: 3 E: 1 LOB: 3 K: 0 BB: 1 S: 7 P: 11	R: 0 H: 0 E: 0 LOB: 0 K: 0 BB: 0 S: 3 P: 3	R: 0 H: 1 E: 0 LOB: 1 K: 1 BB: 0 S: 6 P: 6

1B: 9 SF: 0
2B: 1 SAC: 0
3B: 1 DP: 0
HR: 0 HBP: 0

WP: 0 PA: 40
PB: 0
SB: 0
CS: 0

AB	39
R	2
H	11
RBI	2
BB	1
SO	4
LOB	21

livebaseballscorecards.com

PITCHER		IP	WLS	BF	H	R	ER	SO	BB	IBB	HBP	BLK	WP	HR	S	P	ERA	WHIP
Ray Sadecki, L ERA: 3.4	(1, 1)	6.1	W	29	9	2	1	3	0	0	0	0	0	0	35	35	1.42	1.421
Bob Apodaca, R ERA: 4.0	(7, 1)	2.2	S	11	2	0	0	1	1	0	0	0	0	0	12	16	0.00	1.125

PITCHER		IP	WLS	BF	H	R	ER	SO	BB	IBB	HBP	BLK	WP	HR	S	P	ERA	WHIP

New York Mets @ St. Louis Cardinals

Busch Stadium, St. Louis, MO

Fri Sep 06 1974, 7:05 PM CDT

Att. 21,832 - Unknown

TOP

livebaseballscorecards.com

Batter	1	2	3	4	5	6	7	8	9	AB	R	H	RBI	BB	SO	LOB
Bud Harrelson, S (1, 6) OBP: 0.375, SLG: 0.274	G3 S 1B		4-3			L5		P4		3	0	1	0	0	0	0
Ken Boswell, L (8, PH) OBP: 0.289, SLG: 0.304										1	0	0	0	0	0	1
Harry Parker, R (8, 1)										0	0	0	0	0	0	0
Felix Millan, R (1, 4) OBP: 0.314, SLG: 0.306	G3 1-3			5-3		6-3			5-3	4	0	0	0	0	0	1
John Milner, L (1, 3) OBP: 0.332, SLG: 0.419	G3			P3		L6			P6	4	0	0	0	0	0	1
Rusty Staub, L (1, 9) OBP: 0.362, SLG: 0.426	K			4-3			K		3-1	4	0	0	0	0	2	1
Benny Ayala, R (1, 7) OBP: 0.326, SLG: 0.314		K			F7		1-3			3	0	0	0	0	1	0
Wayne Garrett, L (1, 5) OBP: 0.335, SLG: 0.325		G5-4-3 BB			4-3		3-1			2	0	0	0	1	0	0
Ted Martinez, R (1, 8) OBP: 0.254, SLG: 0.327 (8, 6)		G5-4-3 1-2f			1B 1B			5-3		3	0	1	0	0	0	1
Duffy Dyer, R (1, 2) OBP: 0.306, SLG: 0.183			F8		1-2 1B			6-3		3	0	1	0	0	0	0
Jerry Koosman, R (1, 1) OBP: 0.198, SLG: 0.147			K		P4			2B		2	0	0	0	0	1	2
Ed Kranepool, L (8, PH) OBP: 0.368, SLG: 0.434										1	0	1	0	0	0	0
Don Hahn, R (8, PR) OBP: 0.358, SLG: 0.369 (8, 8)										0	0	0	0	0	0	0

Inning Stats	1	2	3	4	5	6	7	8	9
R	0	0	0	0	0	0	0	0	0
E	0	0	0	0	0	0	0	0	0
K	1	1	1	0	0	0	1	0	0
S	6	4	5	3	5	3	5	4	3
H	1	0	0	0	2	0	0	1	0
LOB	1	0	0	0	2	0	0	1	0
BB	0	1	0	0	0	0	0	0	0
P	6	8	5	3	5	3	5	4	3

1B	3	SF	0
2B	1	SAC	0
3B	0	DP	1
HR	0	HBP	0

WP	0	PA	31
PB	0		
SB	1		
CS	0		

	AB	30
	R	0
	H	4
	RBI	0
	BB	1
	SO	4
	LOB	7

PITCHER	IP	WLS	BF	H	R	ER	SO	BB	IBB	HBP	BLK	WP	HR	S	P	ERA	WHIP
Bob Forsch, R (1, 1) ERA: 2.8	9.0	W	31	4	0	0	4	1	0	0	0	0	0	38	42	0.00	0.556

PITCHER	IP	WLS	BF	H	R	ER	SO	BB	IBB	HBP	BLK	WP	HR	S	P	ERA	WHIP

Batter	1	2	3	4	5	6	7	8	9	AB	R	H	RBI	BB	SO	LOB
Lou Brock, L (1, 7) OBP: 0.370, SLG: 0.397	K		F7		CS 3B 2-H			S S 1B 1B		4	1	2	1	0	1	0
Ted Sizemore, R (1, 4) OBP: 0.342, SLG: 0.305	6-3		P6		P4 3-H			6-3 1-2		4	0	0	0	0	0	2
Reggie Smith, S (1, 9) OBP: 0.388, SLG: 0.555	S 1B			K		F7		F8 2-3		4	0	1	0	0	1	1
Joe Torre, R (1, 3) OBP: 0.376, SLG: 0.419	K 1-2			1B 1B		2B		2B 3-H		4	1	3	1	0	1	1
Ted Simmons, S (1, 2) OBP: 0.314, SLG: 0.426		BB 1B		1B 1-3		F8		2B 1-3		4	0	3	0	0	0	1
Bake McBride, L (1, 8) OBP: 0.370, SLG: 0.397		BB 1-2		G6-3 1-2 3-H		4-3		IBB		2	0	1	1	2	0	1
Ken Reitz, R (1, 5) OBP: 0.305, SLG: 0.365		FC5-4-5-4 FC4-6 1-2 2-3		G6-3 1-2f			5-3	F8		4	0	0	0	0	0	7
Mike Tyson, R (1, 6) OBP: 0.260, SLG: 0.287		FC4-6 1-2f			SH1-4 3B 1B		4-3			3	1	1	0	0	0	1
Bob Forsch, R (1, 1) OBP: 0.190, SLG: 0.150			K		SH1-4 1-2		F7			2	0	0	0	0	1	0
Inning Stats	R: 0 H: 1 E: 0 LOB: 1 K: 2 BB: 0 S: 8 P: 8	R: 0 H: 1 E: 0 LOB: 1 K: 0 BB: 1 S: 3 P: 7	R: 0 H: 0 E: 0 LOB: 0 K: 1 BB: 0 S: 5 P: 5	R: 1 H: 3 E: 0 LOB: 1 K: 1 BB: 0 S: 7 P: 7	R: 1 H: 2 E: 0 LOB: 0 K: 0 BB: 0 S: 4 P: 4	R: 0 H: 1 E: 0 LOB: 1 K: 0 BB: 0 S: 4 P: 4	R: 0 H: 0 E: 0 LOB: 0 K: 0 BB: 0 S: 3 P: 3	R: 1 H: 3 E: 0 LOB: 3 K: 0 BB: 1 S: 6 P: 10		1B: 8 SF: 0 2B: 2 SAC: 1 3B: 1 DP: 2 HR: 0 HBP: 0						

New York Mets @ St. Louis Cardinals

Busch Stadium, St. Louis, MO

Fri Sep 06 1974, 7:05 PM CDT

Att. 21,832 - Unknown

BOTTOM

livebaseballscorecards.com

AB	31
R	3
H	11
RBI	3
BB	2
SO	4
LOB	14

WP: 0 PA: 34
PB: 0
SB: 3
CS: 1

PITCHER		IP	WLS	BF	H	R	ER	SO	BB	IBB	HBP	BLK	WP	HR	S	P	ERA	WHIP
Jerry Koosman, L ERA: 3.3	(1, 1)	7.0	L	27	8	2	2	4	1	0	0	0	0	0	34	38	2.57	1.286
Harry Parker, R ERA: 3.71	(8, 1)	1.0		7	3	1	1	0	0	1	0	0	0	0	6	10	9.00	3.000

PITCHER	IP	WLS	BF	H	R	ER	SO	BB	IBB	HBP	BLK	WP	HR	S	P	ERA	WHIP

Batter	1	2	3	4	5	6	7	8	9	AB	R	H	RBI	BB	SO	LOB
Bud Harrelson, S (1, 6) OBP: 0.371, SLG: 0.271	4-3		4-3		6-3			F7		4	0	0	0	0	0	0
Felix Millan, R (1, 4) OBP: 0.311, SLG: 0.303	1-6-3		5-3			5-3		F8		4	0	0	0	0	0	0
Ed Kranepool, L (1, 7) OBP: 0.365, SLG: 0.429	6-3		2-3			PB 1B		4-3		4	0	1	0	0	0	0
Benny Ayala, R (8, 7) OBP: 0.326, SLG: 0.314										0	0	0	0	0	0	0
Rusty Staub, L (1, 9) OBP: 0.360, SLG: 0.423		6-3		F9		K 1-2			6-3	4	0	0	0	0	1	1
John Milner, L (1, 3) OBP: 0.333, SLG: 0.422		E9 1B 2B		4-3 S 1B		4-3			1-3	4	1	2	0	0	0	1
Wayne Garrett, L (1, 5) OBP: 0.337, SLG: 0.326		6-3 3-H 1B		4-3 1-3			3-1		1B 1B	4	0	2	1	0	0	1
Ron Hodges, L (1, 2) OBP: 0.326, SLG: 0.386		6-3 1-2		G3			L7-4 BB 1B		1-2 1B	4	0	2	0	0	0	2
Ted Martinez, R (1, 8) OBP: 0.257, SLG: 0.324		IBB			K		BB 1-2		K	2	0	0	0	2	2	2
Jon Matlack, L (1, 1) OBP: 0.133, SLG: 0.072		4-3			K		L7-4 2-3			3	0	0	0	0	1	4
Inning Stats	R: 0 E: 0 K: 0 S: 3 H: 0 LOB: 0 BB: 0 P: 3	R: 1 E: 1 K: 0 S: 5 H: 2 LOB: 2 BB: 1 P: 9	R: 0 E: 0 K: 0 S: 3 H: 0 LOB: 0 BB: 0 P: 3	R: 0 E: 0 K: 0 S: 4 H: 1 LOB: 1 BB: 0 P: 4	R: 0 E: 0 K: 2 S: 7 H: 0 LOB: 0 BB: 0 P: 7	R: 0 E: 0 K: 1 S: 6 H: 1 LOB: 1 BB: 0 P: 6	R: 0 E: 0 K: 0 S: 3 H: 1 LOB: 1 BB: 1 P: 7	R: 0 E: 0 K: 0 S: 3 H: 0 LOB: 0 BB: 0 P: 3	R: 0 E: 0 K: 1 S: 7 H: 2 LOB: 2 BB: 0 P: 7	1B: 6 2B: 2 3B: 0 HR: 0	SF: 0 SAC: 0 DP: 1 HBP: 0						

TOP

New York Mets @ St. Louis Cardinals

Busch Stadium, St. Louis, MO

Sat Sep 07 1974, 7:05 PM CDT

Att. 36,007 - Unknown

livebaseballscorecards.com

AB	33
R	1
H	7
RBI	1
BB	2
SO	4
LOB	11

WP: 0 PB: 1 SB: 1 CS: 0 PA: 35

PITCHER	IP	WLS	BF	H	R	ER	SO	BB	IBB	HBP	BLK	WP	HR	S	P	ERA	WHIP
Bob Gibson, R (1, 1) ERA: 3.91	9.0	W	35	7	1	1	4	1	1	0	0	0	0	41	49	1.00	0.889

PITCHER	IP	WLS	BF	H	R	ER	SO	BB	IBB	HBP	BLK	WP	HR	S	P	ERA	WHIP

Batter	1	2	3	4	5	6	7	8	9	AB	R	H	RBI	BB	SO	LOB
Lou Brock, L (1, 7) OBP: 0.372, SLG: 0.397	BBBB 4-0 CS BB		x 0-0 ③ L6			SSS 0-3 ① K		x 0-0 E7 SH5-4 FC6-2 1B	x 0-0 1-2 2-3 3-H 1B	4	0	2	1	1	1	1
Ted Sizemore, R (1, 4) OBP: 0.344, SLG: 0.305	x 0-0 ①② 5-3 1-2			BBBB 4-0 F7 2B BB		x 0-0 5-3 BB 1B		x 0-0 ① SH5-4 2-3		2	1	1	0	1	0	1
Reggie Smith, S (1, 9) OBP: 0.387, SLG: 0.551	SSS 0-3 ③ K			x 0-0 ① F7 1-2		BBBB 4-0 5-3 1-2 BB		x 0-0 ② FC6-2 3-H		3	0	0	0	1	1	2
Joe Torre, R (1, 3) OBP: 0.373, SLG: 0.415		SSS 0-3 ① K		SSS 0-3 ② K		x 0-0 ② 5-3 1-2 2-3		x 0-0 ③ F7		4	0	0	0	0	2	4
Ted Simmons, S (1, 2) Larry Herndon, R (9, PR) OBP: 0.317, SLG: 0.429		x 0-0 ② L5		x 0-0 2-H 2B		IIII 4-0 IBB			BBBB 4-0 FC5-4 BB	2 0	0 0	1 0	1 0	2 0	0 0	0 0
Bake McBride, L (1, 8) OBP: 0.367, SLG: 0.394		SSS 0-3 ③ K		x 0-0 ③ P6		SSS 0-3 ③ K			x 0-0 ① FC5-4 1B 1-2f FC6-2	4	0	0	0	0	2	5
Ken Reitz, R (1, 5) OBP: 0.304, SLG: 0.364			x 0-0 ① P3		SSS 0-3 ① K		x 0-0 ① F7		x 0-0 FC6-2 IBB 1-3 1B 1B	4	1	1	0	0	1	0
Mike Tyson, R (1, 6) Danny Godby, R (9, PH) OBP: 0.258, SLG: 0.285 OBP: 0.300, SLG: 0.143			SSS 0-3 ② K		x 0-0 ② G3		SSS 0-3 ② K		4-0 1B FC6-2 1-2 IBB	3 0	0 0	0 0	0 0	0 1	2 0	0 0
Bob Gibson, R (1, 1) Ron Hunt, R (9, PH) OBP: 0.233, SLG: 0.296 OBP: 0.374, SLG: 0.304			x 0-0 3B		x 0-0 ③ F2		x 0-0 ③ F8		x 0-0 ② FC6-2 1B 1-2 2-3 3-Hf	3 1	0 0	1 0	0 0	0 0	0 0	0 3
Inning Stats	R: 0 E: 0 K: 1 S: 4 H: 0 LOB: 0 BB: 1 P: 8	R: 0 E: 0 K: 2 S: 7 H: 0 LOB: 0 BB: 0 P: 7	R: 0 E: 0 K: 1 S: 6 H: 1 LOB: 1 BB: 0 P: 6	R: 1 E: 0 K: 1 S: 6 H: 1 LOB: 1 BB: 1 P: 10	R: 0 E: 0 K: 1 S: 5 H: 0 LOB: 0 BB: 0 P: 5	R: 0 E: 0 K: 2 S: 8 H: 1 LOB: 3 BB: 2 P: 16	R: 0 E: 0 K: 1 S: 5 H: 0 LOB: 0 BB: 0 P: 5	R: 0 E: 1 K: 0 S: 4 H: 1 LOB: 1 BB: 0 P: 4	R: 1 E: 0 K: 0 S: 4 H: 2 LOB: 3 BB: 2 P: 12	1B: 4 2B: 1 3B: 1 HR: 0	SF: 0 SAC: 1 DP: 0 HBP: 0						

PITCHER	IP	WLS	BF	H	R	ER	SO	BB	IBB	HBP	BLK	WP	HR	S	P	ERA	WHIP
Jon Matlack, L (1, 1) ERA: 2.47	8.2	L	37	6	2	2	9	4	2	0	0	0	0	49	73	2.08	1.154

PITCHER	IP	WLS	BF	H	R	ER	SO	BB	IBB	HBP	BLK	WP	HR	S	P	ERA	WHIP

BOTTOM

New York Mets @ St. Louis Cardinals

Busch Stadium, St. Louis, MO

Sat Sep 07 1974, 7:05 PM CDT

Att. 36,007 - Unknown

livebaseballscorecards.com

AB	30
R	2
H	6
RBI	2
BB	6
SO	9
LOB	16

1B: 4	SF: 0	WP: 0	PA: 37
2B: 1	SAC: 1	PB: 0	
3B: 1	DP: 0	SB: 0	
HR: 0	HBP: 0	CS: 1	

Batter	1	2	3	4	5	6	7	8	9	AB	R	H	RBI	BB	SO	LOB
Bud Harrelson, S (1, 6) OBP: 0.371, SLG: 0.271	6-3 1B		6-3		4-3			SH1-4 1-2		3	0	1	0	0	0	0
Felix Millan, R (1, 4) OBP: 0.311, SLG: 0.305	P6		1B 2B		P3			F9		4	1	1	0	0	0	2
Ed Kranepool, L (1, 7) OBP: 0.368, SLG: 0.431	6-3 1-2		2-H 1B			3-1		2-H HR 1B		4	0	2	2	0	0	1
Jim Gosger, L (8, PR) OBP: 0.125, SLG: 0.097 (8, 9)										0	1	0	0	0	0	0
John Milner, L (1, 3) OBP: 0.333, SLG: 0.419	G3		K			3-1		HR IBB		3	1	0	0	1	1	2
Wayne Garrett, L (1, 5) OBP: 0.338, SLG: 0.333		BBBB G5-3 1B BB	K			F9		1-H 2-H HR		3	1	1	3	1	1	1
Ken Boswell, L (1, 9) OBP: 0.288, SLG: 0.303		G5-3 1-2 1B		G3			G3	4-3		4	0	1	0	0	0	1
Cleon Jones, R (8, 7) OBP: 0.340, SLG: 0.416										0	0	0	0	0	0	0
Don Hahn, R (1, 8) OBP: 0.357, SLG: 0.367		G5-3 1-2 2-3f		G6-3 1B			5-3		SSS K	4	0	1	0	0	1	2
Duffy Dyer, R (1, 2) OBP: 0.303, SLG: 0.176		BBBB BB		G6-3 1-2f			6-3		6-3	3	0	0	0	1	0	1
Tom Seaver, R (1, 1) OBP: 0.191, SLG: 0.083		SSS K			SSS K			SH1-4 1B	F5	4	1	1	0	0	2	2
Inning Stats	R: 0 E: 0 K: 0 S: 4 H: 1 LOB: 1 BB: 0 P: 4	R: 0 E: 0 K: 1 S: 5 H: 1 LOB: 2 BB: 2 P: 13	R: 1 E: 0 K: 2 S: 9 H: 2 LOB: 1 BB: 0 P: 9	R: 0 E: 0 K: 0 S: 3 H: 1 LOB: 0 BB: 0 P: 3	R: 0 E: 0 K: 1 S: 5 H: 0 LOB: 0 BB: 0 P: 5	R: 0 E: 0 K: 0 S: 3 H: 0 LOB: 0 BB: 0 P: 3	R: 0 E: 0 K: 0 S: 3 H: 0 LOB: 0 BB: 0 P: 3	R: 4 E: 0 K: 0 S: 6 H: 3 LOB: 1 BB: 1 P: 10	R: 0 E: 0 K: 1 S: 5 H: 0 LOB: 0 BB: 0 P: 5	1B: 6 2B: 1 3B: 0 HR: 1 SF: 0 SAC: 1 DP: 2 HBP: 0							

PITCHER		IP	WLS	BF	H	R	ER	SO	BB	IBB	HBP	BLK	WP	HR	S	P	ERA	WHIP
Lynn McGlothen, R ERA: 2.69	(1, 1)	8.0	L	33	8	5	5	4	2	1	0	0	0	1	38	50	5.62	1.250
Mike Garman, R ERA: 2.67	(9, 1)	1.0		3	0	0	0	1	0	0	0	0	0	0	5	5	0.00	0.000

PITCHER	IP	WLS	BF	H	R	ER	SO	BB	IBB	HBP	BLK	WP	HR	S	P	ERA	WHIP

TOP

New York Mets @ St. Louis Cardinals

Busch Stadium, St. Louis, MO

Sun Sep 08 1974, 3:33 AM CDT

Att. 34,304 - Unknown

livebaseballscorecards.com

AB	32
R	5
H	8
RBI	5
BB	3
SO	5
LOB	12

Batter	1	2	3	4	5	6	7	8	9	AB	R	H	RBI	BB	SO	LOB
Lou Brock, L (1, 7) OBP: 0.371, SLG: 0.395	H 1-0 4-3 S 1B HBP		S S S 0-3 ② K			x 0-0 ① 1-3		x 0-0 ① FC6-4 S 1-2f 2B		3	2	0	0	0	1	1
Ron Hunt, R (1, 4) OBP: 0.373, SLG: 0.304 Larry Herndon, R (8, PR) Jack Heidemann, R (9, 6) OBP: 0.297, SLG: 0.254	x 0-0 ① 4-3 1-3		x 0-0 ③ 5-3			x 0-0 ② G3		x 0-0 1-2 2B 1B		4 0 0	0 1 0	1 0 0	0 0 0	0 0 0	0 0 0	1 0 0
Reggie Smith, S (1, 9) OBP: 0.385, SLG: 0.547	S S S 0-3 ② K			x 0-0 ① L4		B B B B 4-0 2B BB		S S S 0-3 ② K		3	0	0	0	1	2	3
Ted Simmons, S (1, 2) OBP: 0.320, SLG: 0.435	x 0-0 3-H 1B			x 0-0 ② F7		x 0-0 1-3 2B		x 0-0 1-H 2-H 2B		4	0	3	3	0	0	0
Joe Torre, R (1, 3) OBP: 0.372, SLG: 0.414	x 0-0 ③ 6-3			x 0-0 FC6 1B		x 0-0 ③ 6-3		x 0-0 ③ 6-3		4	0	1	0	0	0	5
Bake McBride, L (1, 8) OBP: 0.364, SLG: 0.391		x 0-0 ① F8		x 0-0 ③ FC6 1-2f			x 0-0 ① F9		x 0-0 ① 4-3	4	0	0	0	0	0	1
Ken Reitz, R (1, 5) OBP: 0.306, SLG: 0.369		x 0-0 B5 3B			x 0-0 G5-4-3 1B		x 0-0 ② F8		x 0-0 ② F8	4	0	2	0	0	0	0
Mike Tyson, R (1, 6) OBP: 0.256, SLG: 0.282 (9, 4) Keith Hernandez, L (9, PH) OBP: 0.500, SLG: 0.636		x 0-0 ② ③ B5 3-Hf			x 0-0 ① F9		x 0-0 ③ F2		x 0-0 3B	3 1	0 0	0 1	0 0	0 0	0 0	2 0
Lynn McGlothen, L (1, 1) OBP: 0.213, SLG: 0.205 Jim Dwyer, L (8, PH) OBP: 0.371, SLG: 0.385 Mike Garman, R (9, 1) OBP: 0.111, SLG: 0.111 Richie Scheinblum, S (9, PH) OBP: 0.233, SLG: 0.189			x 0-0 ① 5-3		x 0-0 ② ③ G5-4-3 1-2f			B B B B 4-0 FC6-4 BB	x 0-0 ③ P6	2 0 0 1	0 0 0 0	0 0 0 0	0 0 0 0	0 1 0 0	0 0 0 0	1 0 0 1
Inning Stats	R: 1 H: 1 E: 0 LOB: 1 K: 1 BB: 0 S: 6 P: 7	R: 0 H: 1 E: 0 LOB: 0 K: 0 BB: 0 S: 3 P: 3	R: 0 H: 0 E: 0 LOB: 0 K: 1 BB: 0 S: 5 P: 5	R: 0 H: 1 E: 0 LOB: 1 K: 0 BB: 0 S: 4 P: 4	R: 0 H: 1 E: 0 LOB: 0 K: 0 BB: 0 S: 3 P: 3	R: 0 H: 1 E: 0 LOB: 2 K: 0 BB: 1 S: 4 P: 8	R: 0 H: 0 E: 0 LOB: 0 K: 0 BB: 0 S: 3 P: 3	R: 2 H: 2 E: 0 LOB: 2 K: 1 BB: 1 S: 7 P: 11	R: 0 H: 1 E: 0 LOB: 1 K: 0 BB: 0 S: 4 P: 4	1B: 4 SF: 0 2B: 3 SAC: 0 3B: 2 DP: 2 HR: 0 HBP: 1						WP: 0 PA: 36 PB: 0 SB: 2 CS: 0	

PITCHER		IP	WLS	BF	H	R	ER	SO	BB	IBB	HBP	BLK	WP	HR	S	P	ERA	WHIP
Tom Seaver, R ERA: 3.27	(1, 1)	9.0	W	36	8	3	3	3	2	0	1	0	0	0	39	48	3.00	1.111

PITCHER	IP	WLS	BF	H	R	ER	SO	BB	IBB	HBP	BLK	WP	HR	S	P	ERA	WHIP

BOTTOM

New York Mets @ St. Louis Cardinals

Busch Stadium, St. Louis, MO

Sun Sep 08 1974, 3:33 AM CDT

Att. 34,304 - Unknown

livebaseballscorecards.com

AB	33
R	3
H	8
RBI	3
BB	2
SO	3
LOB	15

Montreal Expos @ New York Mets

Shea Stadium, Flushing, NY

Mon Sep 09 1974, 7:05 PM EDT

Att. 9,960 - Unknown

livebaseballscorecards.com

Batter	1	2	3	4	5	6	7	8	9	AB	R	H	RBI	BB	SO	LOB
Larry Lintz, S (1, 4) OBP: 0.336, SLG: 0.297	0-0 E S 1B 1B	0-0 F8			BBBB 4-0 1-2 1B BB		0-0 L4			3	1	1	0	1	0	3
Tim Foli, R (1, 6) OBP: 0.287, SLG: 0.280	0-0 S 1-H 1B		0-0 F9		0-0 1-2 1B			0-0 G3-6-3 1B		4	0	3	1	0	0	0
Willie Davis, L (1, 8) OBP: 0.318, SLG: 0.408	0-0 P4 1-2		0-0 G3		0-0 G3			0-0 G3-6-3 1-2f		4	0	0	0	0	0	4
Bob Bailey, R (1, 7) OBP: 0.396, SLG: 0.436	0-0 P4		0-0 P6			0-0 6-3		0-0 1B 1B		4	0	1	0	0	0	1
Hal Breeden, R (1, 3) OBP: 0.337, SLG: 0.364	0-0 6-3			0-0 5-3		SSS 0-3 K		0-0 1-2 1B		4	0	1	0	0	1	1
Pepe Mangual, R (1, 9) OBP: 0.263, SLG: 0.421		0-0 S 2B		0-0 1-3		SSS 0-3 K		0-0 5-3		4	0	1	0	0	1	2
Larry Parrish, R (1, 5) OBP: 0.143, SLG: 0.214		0-0 5-3 2-3		SSS 0-3 K			0-0 F7		SSS 0-3 K	4	0	0	0	0	2	1
Barry Foote, R (1, 2) OBP: 0.310, SLG: 0.388		BBBB 4-0 BB			0-0 FC1-6 1B		0-0 F7		SSS 0-3 K	3	0	1	0	1	1	0
Dennis Blair, R (1, 1) OBP: 0.184, SLG: 0.156 Chuck Taylor, R (4, 1) OBP: 0.400, SLG: 0.444 Ron Woods, R (5, PH) OBP: 0.313, SLG: 0.243 John Montague, R (5, 1) OBP: 0.250, SLG: 0.100 Jose Morales, R (7, PH) OBP: 0.280, SLG: 0.417 Don Carrithers, R (7, 1) OBP: 0.286, SLG: 0.286 Ken Singleton, S (9, PH) OBP: 0.382, SLG: 0.379		0-0 F3			0-0 FC1-6 CS 1-2f		0-0 E1		0-0 6-3	1	0	0	0	0	0	2
										0	0	0	0	0	0	0
										1	0	0	0	0	0	1
										0	0	0	0	0	0	0
										1	0	0	0	0	0	0
										0	0	0	0	0	0	0
										1	0	0	0	0	0	0

TOP	
AB	34
R	1
H	8
RBI	1
BB	2
SO	5
LOB	15

Inning Stats	1	2	3	4	5	6	7	8	9		
	R: 1 H: 2 E: 0 LOB: 1 K: 0 BB: 0 S: 5 P: 5	R: 0 H: 1 E: 0 LOB: 2 K: 0 BB: 1 S: 4 P: 8	R: 0 H: 0 E: 0 LOB: 0 K: 0 BB: 0 S: 3 P: 3	R: 0 H: 0 E: 0 LOB: 0 K: 1 BB: 0 S: 5 P: 5	R: 0 H: 2 E: 0 LOB: 2 K: 0 BB: 1 S: 4 P: 8	R: 0 H: 0 E: 0 LOB: 0 K: 2 BB: 0 S: 7 P: 7	R: 0 H: 0 E: 1 LOB: 1 K: 0 BB: 0 S: 4 P: 4	R: 0 H: 3 E: 0 LOB: 2 K: 0 BB: 0 S: 5 P: 5	R: 0 H: 0 E: 0 LOB: 0 K: 2 BB: 0 S: 7 P: 7	1B: 7 SF: 0 2B: 1 SAC: 0 3B: 0 DP: 1 HR: 0 HBP: 0	WP: 0 PA: 36 PB: 0 SB: 3 CS: 1

PITCHER	IP	WLS	BF	H	R	ER	SO	BB	IBB	HBP	BLK	WP	HR	S	P	ERA	WHIP
Ray Sadecki, L (1, 1) ERA: 3.17	9.0	W	36	8	1	1	5	2	0	0	0	0	0	44	52	1.00	1.111

PITCHER	IP	WLS	BF	H	R	ER	SO	BB	IBB	HBP	BLK	WP	HR	S	P	ERA	WHIP

Montreal Expos @ New York Mets

Shea Stadium, Flushing, NY

Mon Sep 09 1974, 7:05 PM EDT

Att. 9,960 - Unknown

BOTTOM

Batter	1	2	3	4	5	6	7	8	9	AB	R	H	RBI	BB	SO	LOB
Bud Harrelson, S (1, 6) OBP: 0.372, SLG: 0.271	BBBB 4-0 6-3 BLK 2B BB		x 0-0 ② 4-3	x 0-0 1-2 3-H 1B		x 0-0 ① 4-3		x 0-0 ③ F8		4	1	1	1	1	0	0
Felix Millan, R (1, 4) OBP: 0.308, SLG: 0.302	x 0-0 ① 6-3 1-3		x 0-0 ③ 6-3	x 0-0 ③ F8		x 0-0 ② 6-3				4	0	0	0	0	0	3
Cleon Jones, R (1, 7) OBP: 0.341, SLG: 0.422 Jim Gosger, L (8, 7) OBP: 0.125, SLG: 0.097	x 0-0 3-H 2B			x 0-0 1B 1B 2B	SSS 0-3 ① K	x 0-0 ③ 6-3				4 0	1 0	2 0	1 0	0 0	1 0	0 0
John Milner, L (1, 3) OBP: 0.332, SLG: 0.418	x 0-0 ② F5			x 0-0 BB 1B 2-3 1B	x 0-0 E3 HBP BB SF7		x 0-0 ① F8			4	2	1	0	0	0	1
Wayne Garrett, L (1, 5) OBP: 0.339, SLG: 0.332	x 0-0 ③ L4			BBBB 4-0 1B 1-2 FC5-2 BB	BBB 4-0 HBP 1-2 1B BB		SSS 0-3 ② K			2	1	0	0	2	1	1
Dave Schneck, L (1, 9) OBP: 0.258, SLG: 0.330		x 0-0 ① F8		x 0-0 FC5-2 1-3 2-H 3-H 1B	H 1-0 1B 1-2 2-3 HBP		x 0-0 3B			3	1	2	2	0	0	0
Don Hahn, R (1, 8) OBP: 0.352, SLG: 0.363		x 0-0 ② F8		x 0-0 ① F5	x 0-0 ② SF7 3-H		x 0-0 ③ 6-3			3	0	0	1	0	0	3
Duffy Dyer, R (1, 2) OBP: 0.301, SLG: 0.179		x 0-0 ③ 1-3		x 0-0 ② FC5-2 1B 1-2 3-H 1B	x 0-0 1-2 2-H 1B			SSS 0-3 ① K		4	1	1	1	0	1	2
Ray Sadecki, L (1, 1) OBP: 0.292, SLG: 0.261			x 0-0 ① G3	x 0-0 1B 1-3 2-H 1B	x 0-0 ③ P5			x 0-0 ② 4-3		4	0	1	1	0	0	2

AB 32 · R 7 · H 8 · RBI 7 · BB 3 · SO 3 · LOB 12

livebaseballscorecards.com

Inning Stats	1	2	3	4	5	6	7	8	9
	R: 1 H: 1 E: 0 LOB: 1 K: 0 BB: 1 S: 4 P: 8	R: 0 H: 0 E: 0 LOB: 0 K: 0 BB: 0 S: 3 P: 3	R: 0 H: 0 E: 0 LOB: 0 K: 0 BB: 0 S: 3 P: 3	R: 4 H: 5 E: 0 LOB: 2 K: 0 BB: 1 S: 8 P: 12	R: 2 H: 1 E: 1 LOB: 2 K: 1 BB: 1 S: 7 P: 12	R: 0 H: 0 E: 0 LOB: 0 K: 0 BB: 0 S: 3 P: 3	R: 0 H: 1 E: 0 LOB: 1 K: 1 BB: 0 S: 6 P: 6	R: 0 H: 0 E: 0 LOB: 0 K: 1 BB: 0 S: 5 P: 5	

1B: 5 SF: 1 · 2B: 2 SAC: 0 · 3B: 1 DP: 0 · HR: 0 HBP: 1

WP: 0 PA: 37 · PB: 0 · SB: 0 · CS: 0

PITCHER		IP	WLS	BF	H	R	ER	SO	BB	IBB	HBP	BLK	WP	HR	S	P	ERA	WHIP
Dennis Blair, R ERA: 3.49	(1, 1)	3.0	L	15	4	5	5	0	2	0	0	1	0	0	13	21	15.00	2.000
Chuck Taylor, R ERA: 2.26	(4, 1)	1.0		5	2	0	0	0	0	0	0	0	0	0	5	5	0.00	2.000
John Montague, R ERA: 3.16	(5, 1)	2.0		10	1	2	0	1	1	0	1	0	0	0	10	15	0.00	1.000
Don Carrithers, R ERA: 3.02	(7, 1)	2.0		7	1	0	0	2	0	0	0	0	0	0	11	11	0.00	0.500

PITCHER	IP	WLS	BF	H	R	ER	SO	BB	IBB	HBP	BLK	WP	HR	S	P	ERA	WHIP

Montreal Expos @ New York Mets

Shea Stadium, Flushing, NY

Tue Sep 10 1974, 7:05 PM EDT

Att. 9,951 - Unknown

TOP

livebaseballscorecards.com

Batter	1	2	3	4	5	6	7	8	9	AB	R	H	RBI	BB	SO	LOB
Larry Lintz, S (1, 4) OBP: 0.337, SLG: 0.299	4-3	1B 1-2 2-H 3-H			1-3		1-3		1B 1-2 3-H	5	0	2	3	0	0	0
Tim Foli, R (1, 6) OBP: 0.288, SLG: 0.284	1B	F8			HR 2B			P6	K	5	1	2	0	0	1	4
Willie Davis, L (1, 8) OBP: 0.318, SLG: 0.412	K		F8		2-H HR			F7		4	1	1	2	0	1	1
Bob Bailey, R (1, 7) OBP: 0.393, SLG: 0.433	K		6-3		F7			K		4	0	0	0	0	2	1
Tony Scott, S (8, 9) OBP: 1.000, SLG: 1.000										0	0	0	0	0	0	0
Mike Jorgensen, L (1, 3) OBP: 0.432, SLG: 0.468		1B 1B 2B	P4			K			6-3	4	1	1	0	0	1	0
Pepe Mangual, R (1, 9) OBP: 0.304, SLG: 0.435 (8, 7)		BB 1B 2-3 1B		F8		6-3			S 1B 1B	4	2	2	0	0	0	0
Larry Parrish, R (1, 5) OBP: 0.167, SLG: 0.176		K		F7		K			1B 1-2 1B BB	3	1	0	0	1	2	2
Barry Foote, R (1, 2) OBP: 0.310, SLG: 0.385		1B 1-2 BB		6-3			L6		K	3	0	0	0	1	1	2
Ernie McAnally, R (1, 1) OBP: 0.140, SLG: 0.119		P3			P6		K		1B 1-3 2-H 1B	0	0	0	0	0	0	0
Ron Woods, R (2, PH) OBP: 0.311, SLG: 0.241										1	0	0	0	0	0	3
Don Carrithers, R (2, 1) OBP: 0.300, SLG: 0.300										3	0	1	1	0	1	0
Dale Murray, R (9, 1)										0	0	0	0	0	0	0
Inning Stats	R: 0 E: 0 K: 2 S: 8 H: 1 LOB: 1 BB: 0 P: 8	R: 2 E: 0 K: 1 S: 8 H: 3 LOB: 2 BB: 1 P: 12	R: 0 E: 0 K: 0 S: 3 H: 0 LOB: 0 BB: 0 P: 3	R: 0 E: 0 K: 0 S: 3 H: 0 LOB: 0 BB: 0 P: 3	R: 2 E: 0 K: 0 S: 5 H: 2 LOB: 0 BB: 0 P: 5	R: 0 E: 0 K: 2 S: 7 H: 0 LOB: 0 BB: 0 P: 7	R: 0 E: 0 K: 1 S: 5 H: 0 LOB: 0 BB: 0 P: 5	R: 0 E: 0 K: 1 S: 5 H: 0 LOB: 0 BB: 0 P: 5	R: 2 E: 0 K: 2 S: 10 H: 3 LOB: 2 BB: 1 P: 14	1B: 6 2B: 2 3B: 0 HR: 1 SF: 0 SAC: 0 DP: 0 HBP: 0	WP: 0 PB: 0 SB: 1 CS: 0 PA: 38					

	AB	36
	R	6
	H	9
	RBI	6
	BB	2
	SO	9
	LOB	13

PITCHER		IP	WLS	BF	H	R	ER	SO	BB	IBB	HBP	BLK	WP	HR	S	P	ERA	WHIP
Tug McGraw, L ERA: 3.76	(1, 1)	8.0	L	31	6	4	4	7	1	0	0	0	0	1	44	48	4.50	0.875
Bob Apodaca, R ERA: 4.17	(9, 1)	1.0		7	3	2	2	2	1	0	0	0	0	0	10	14	18.00	4.000

PITCHER	IP	WLS	BF	H	R	ER	SO	BB	IBB	HBP	BLK	WP	HR	S	P	ERA	WHIP

Batter	1	2	3	4	5	6	7	8	9	AB	R	H	RBI	BB	SO	LOB
Bud Harrelson, S (1, 6) OBP: 0.371, SLG: 0.272	0-0 5-3 2B 1B	0-0 3-1			0-0 F8			0-0 SH5-4 1-2	0-3 K	3	1	1	0	0	0	0
Benny Ayala, R (9, PH) OBP: 0.318, SLG: 0.306										1	0	0	0	0	1	3
Felix Millan, R (1, 4) OBP: 0.306, SLG: 0.300	0-0 5-3 1-2	0-0 6-3			0-0 P3			0-0 L9		4	0	0	0	0	0	3
Cleon Jones, R (1, 7) OBP: 0.340, SLG: 0.419	4-0 BBBB 2B BB		0-0 6-3			0-0 1-3		0-0 F8		3	1	0	0	1	0	2
John Milner, L (1, 3) OBP: 0.333, SLG: 0.421	0-0 1B SF7 1-H 2-H 2B		0-0 4-3			0-0 F8			0-0 1B 1B SF8 1B	4	2	2	2	0	0	0
Wayne Garrett, L (1, 5) OBP: 0.340, SLG: 0.333	0-0 BB 2-3 1B		0-3 K			0-0 P4			0-0 E 1B 1-2 1B	4	0	2	0	0	1	0
Dave Schneck, L (1, 9) OBP: 0.262, SLG: 0.330	4-0 BBBB FC4-6 1-2 BB			0-0 G3			0-0 F8		0-0 E 1-2 2-3 1B	3	0	1	0	1	0	0
Ron Hodges, L (1, 2) OBP: 0.316, SLG: 0.379	0-0 SF7 3-H			0-0 4-3			0-0 F8		0-0 SF8 3-H	2	0	0	2	0	0	0
Don Hahn, R (1, 8) OBP: 0.348, SLG: 0.358	0-0 FC4-6 1-2f			0-0 F2			0-0 P5		0-0 E4 1-2 2-3	3	0	0	0	0	0	2
Ken Boswell, L (9, PH) OBP: 0.286, SLG: 0.302										1	0	0	0	0	0	2
Tug McGraw, R (1, 1) OBP: 0.214, SLG: 0.167		0-3 K			0-3 K			0-0 SH5-4 1B	0-3 K	2	0	0	0	0	2	0
Ed Kranepool, L (8, PH) OBP: 0.371, SLG: 0.434										1	0	1	0	0	0	0
Ted Martinez, R (8, PR) OBP: 0.257, SLG: 0.324										0	0	0	0	0	0	0
Bob Apodaca, R (9, 1) OBP: 0.227, SLG: 0.263										0	0	0	0	0	0	0
Brock Pemberton, S (9, PH)										1	0	0	0	0	1	3
Inning Stats	R: 3 E: 0 K: 0 S: 6 H: 3 LOB: 2 BB: 2 P: 14	R: 0 E: 0 K: 1 S: 5 H: 0 LOB: 0 BB: 0 P: 5	R: 0 E: 0 K: 1 S: 5 H: 0 LOB: 0 BB: 0 P: 5	R: 0 E: 0 K: 0 S: 3 H: 0 LOB: 0 BB: 0 P: 3	R: 0 E: 0 K: 1 S: 5 H: 0 LOB: 0 BB: 0 P: 5	R: 0 E: 0 K: 0 S: 3 H: 0 LOB: 0 BB: 0 P: 3	R: 0 E: 0 K: 0 S: 3 H: 0 LOB: 0 BB: 0 P: 3	R: 0 E: 0 K: 0 S: 4 H: 1 LOB: 2 BB: 0 P: 4	R: 1 E: 1 K: 2 S: 11 H: 3 LOB: 3 BB: 0 P: 11	1B: 6 2B: 1 3B: 0 HR: 0	SF: 2 SAC: 1 DP: 0 HBP: 0						

PITCHER		IP	WLS	BF	H	R	ER	SO	BB	IBB	HBP	BLK	WP	HR	S	P	ERA	WHIP
Ernie McAnally, R ERA: 4.48	(1, 1)	1.0		8	3	3	3	0	2	0	0	0	0	0	6	14	27.00	5.000
Don Carrithers, R ERA: 2.77	(2, 1)	7.0	W	24	3	1	1	3	0	0	0	0	0	0	30	30	1.29	0.429
Dale Murray, R ERA: 1.66	(9, 1)	1.0	S	5	1	0	0	2	0	0	0	0	0	0	9	9	0.00	1.000

PITCHER	IP	WLS	BF	H	R	ER	SO	BB	IBB	HBP	BLK	WP	HR	S	P	ERA	WHIP

BOTTOM

Montreal Expos @ New York Mets

Shea Stadium, Flushing, NY

Tue Sep 10 1974, 7:05 PM EDT

Att. 9,951 - Unknown

livebaseballscorecards.com

AB	32
R	4
H	7
RBI	4
BB	2
SO	5
LOB	15

WP: 0 PB: 0 SB: 0 CS: 0 PA: 37

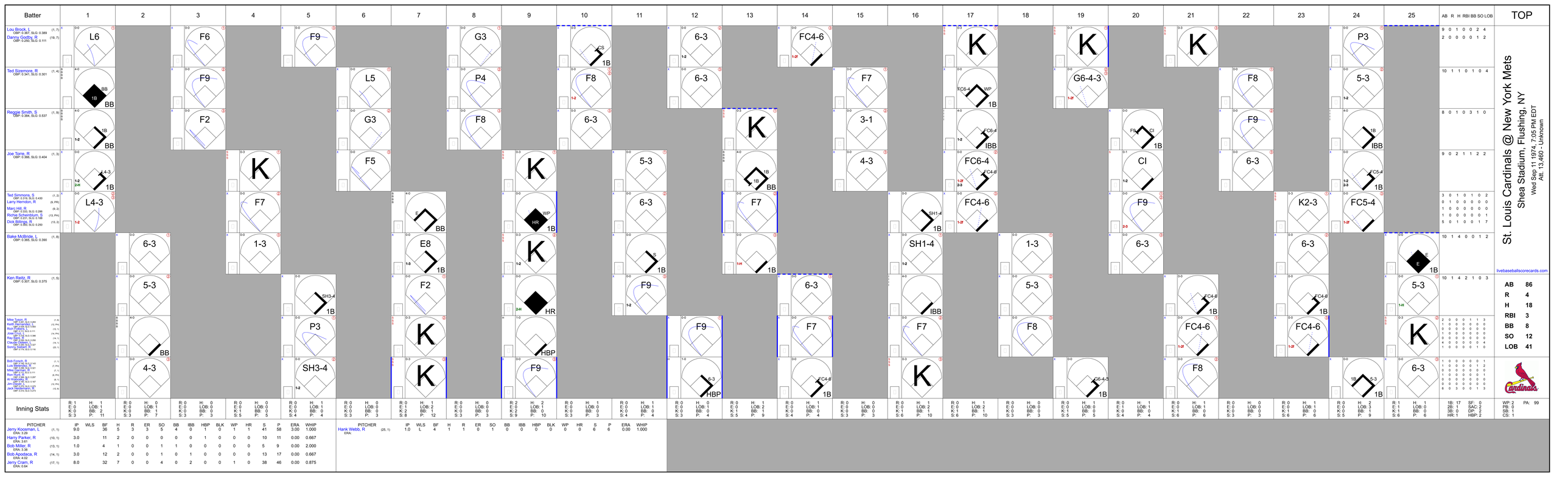
Batter
1
2
3
4
5
6
7
8
9
10
11
12
13
14
15
16
17
18
19
20
21
22
23
24
25
AB R H RBI BB SO LOB
TOP
Lou Brock, L
OBP: 0.367, SLG: 0.389
(1, 7)
Danny Godby, R
OBP: 0.250, SLG: 0.111
(19, 7)
L6
F6
F9
G3
6-3
FC4-6
K
K
P3
Ted Sizemore, R
OBP: 0.341, SLG: 0.301
(1, 4)
F9
L5
P4
F8
F7
FC6-4 WP 1B
G6-4-3
F8
5-3
Reggie Smith, S
OBP: 0.384, SLG: 0.537
(1, 9)
F2
G3
F8
K
3-1
FC6-4 IBB
F9
IBB
Joe Torre, R
OBP: 0.366, SLG: 0.404
(1, 3)
4-3 1B
F5
K
K
5-3
FC6-4 FC4-6
CI
6-3
FC5-4
Ted Simmons, S
OBP: 0.319, SLG: 0.430
(1, 2)
Larry Herndon, R
OBP: 0.000, SLG: 0.000
(9, PR)
Marc Hill, R
OBP: 0.000, SLG: 0.286
(9, 2)
Richie Scheinblum, S
OBP: 0.231, SLG: 0.188
(13, PH)
Dick Billings, R
OBP: 0.250, SLG: 0.250
(13, 2)
L4-3
F
E8
F2
K
6-3
F7
SH1-4 1B
FC4-6
K2-3
FC5-4
Bake McBride, L
OBP: 0.365, SLG: 0.390
(1, 8)
6-3
1-3
SH3-4
S
HR
SH1-4 IBB
1-3
6-3
6-3
E E 1B
Ken Reitz, R
OBP: 0.307, SLG: 0.375
(1, 5)
5-3
P3
F9
6-3
F7
5-3
FC4-6
FC4-6
5-3
Mike Tyson, R
HP: 0.000, SLG: 0.250
(1, R)
Keith Hernandez, L
OBP: 0.000, SLG: 0.000
(12, PH)
Ron Roberts, L
OBP: 0.000, SLG: 0.111
(12, 1)
Jose Cruz, L
OBP: 0.000, SLG: 0.000
(14, PH)
Ray Knight, R
OBP: 0.000, SLG: 0.250
(14, 1)
Claude Osteen, L
OBP: 0.000, SLG: 0.167
(14, 1)
Sonny Siebert, R
OBP: 0.174, SLG: 0.116
(20, 1)
4-3
SH3-4
K
F9
6-3 HBP
FC4-6
K
G6-4-3
F8
6-3
Bob Forsch, R
OBP: 0.143, SLG: 0.143
(1, 1)
Lynn McGlothen, R
OBP: 0.000, SLG: 0.143
(1, PH)
Mike Torrez, R
OBP: 0.136, SLG: 0.591
(1, 1)
Ron Reed, R
OBP: 0.000, SLG: 0.111
(9, PH)
Al Hrabosky, L
OBP: 0.000, SLG: 0.000
(9, 1)
Jim Dwyer, L
OBP: 0.000, SLG: 0.125
(12, PH)
Jerry Koosman, L
OBP: 0.000, SLG: 0.375
(12, 2)
Inning Stats
R: 1
E: 0
K: 0
S: 3
H: 1
LOB: 1
BB: 2
P: 11
R: 0
E: 0
K: 0
S: 3
H: 0
LOB: 1
BB: 1
P: 7
R: 0
E: 0
K: 0
S: 3
H: 0
LOB: 0
BB: 0
P: 3
R: 0
E: 0
K: 1
S: 5
H: 0
LOB: 0
BB: 0
P: 5
R: 0
E: 0
K: 0
S: 4
H: 1
LOB: 1
BB: 0
P: 4
R: 0
E: 0
K: 0
S: 3
H: 0
LOB: 0
BB: 0
P: 3
R: 0
E: 1
K: 2
S: 8
H: 1
LOB: 2
BB: 1
P: 12
R: 0
E: 0
K: 0
S: 3
H: 0
LOB: 0
BB: 0
P: 3
R: 2
E: 0
K: 2
S: 9
H: 2
LOB: 1
BB: 0
P: 10
R: 0
E: 0
K: 0
S: 3
H: 1
LOB: 0
BB: 0
P: 3
R: 0
E: 0
K: 0
S: 4
H: 1
LOB: 1
BB: 0
P: 4
R: 0
E: 0
K: 0
S: 3
H: 0
LOB: 1
BB: 0
P: 4
R: 0
E: 0
K: 1
S: 5
H: 1
LOB: 2
BB: 1
P: 9
R: 0
E: 0
K: 1
S: 4
H: 1
LOB: 1
BB: 0
P: 4
R: 0
E: 0
K: 0
S: 3
H: 0
LOB: 0
BB: 0
P: 3
R: 0
E: 0
K: 0
S: 6
H: 1
LOB: 2
BB: 1
P: 10
R: 0
E: 0
K: 1
S: 6
H: 1
LOB: 2
BB: 1
P: 10
R: 0
E: 0
K: 0
S: 3
H: 0
LOB: 0
BB: 0
P: 3
R: 0
E: 0
K: 1
S: 5
H: 1
LOB: 0
BB: 0
P: 5
R: 0
E: 1
K: 0
S: 4
H: 1
LOB: 0
BB: 0
P: 4
R: 0
E: 0
K: 1
S: 6
H: 1
LOB: 0
BB: 0
P: 6
R: 0
E: 0
K: 0
S: 3
H: 0
LOB: 0
BB: 0
P: 3
R: 0
E: 0
K: 1
S: 6
H: 1
LOB: 1
BB: 0
P: 6
R: 0
E: 0
K: 0
S: 5
H: 2
LOB: 3
BB: 1
P: 9
R: 1
E: 1
K: 1
S: 6
H: 1
LOB: 0
BB: 0
P: 6
1B: 17
2B: 1
3B: 0
HR: 1
SF: 0
SAC: 2
DP: 2
HBP: 2
PA: 99
WP: 2
PB: 0
SB: 1
CS: 1
9 0 1 0 0 2 4
2 0 0 0 0 1 2
10 1 1 0 1 0 4
8 0 1 0 3 1 0
9 0 2 1 1 2 2
3 0 1 0 0 1 0 2
0 1 0 0 0 0 0 0
1 0 0 0 0 0 0 0
1 0 0 0 0 0 0 1
5 0 1 0 0 1 7
10 1 4 0 0 1 2
10 1 4 2 1 0 3
2 0 0 0 0 1 1 3
1 0 0 0 0 0 0 0
1 0 0 0 0 0 0 0
0 0 0 0 0 0 0 0
4 0 0 0 0 0 0 4
1 0 0 0 0 0 1 0
1 0 0 0 0 0 0 1
1 1 0 0 0 0 1 2
0 0 0 0 0 0 0 0
0 0 0 0 0 0 0 0
0 0 0 0 0 0 0 0
6 0 3 0 0 0 1 3
TOP
St. Louis Cardinals @ New York Mets
Shea Stadium, Flushing, NY
Wed Sep 11, 1974, 7:05 PM EDT
Att: 13,460 - Unknown
livebaseballscorecards.com
AB 86
R 4
H 18
RBI 3
BB 8
SO 12
LOB 41
PITCHER
IP WLS BF H R ER SO BB IBB HBP BLK WP HR S P ERA WHIP
Jerry Koosman, L (1, 1) ERA: 3.29
9.0 36 5 3 3 5 4 0 1 0 0 0 1 0 58 3.00 1.000
Harry Parker, R (10, 1) ERA: 3.81
3.0 11 2 0 0 0 0 0 1 0 0 0 0 11 41 0.00 0.667
Bob Miller, R (13, 1) ERA: 3.38
1.0 4 1 0 0 1 1 0 0 0 0 0 0 9 5 0.00 2.000
Bob Apodaca, R (14, 1) ERA: 4.02
3.0 12 2 0 0 1 0 1 0 0 0 0 0 17 13 0.00 0.667
Jerry Cram, R (17, 1) ERA: 0.64
8.0 32 7 0 0 4 0 2 0 0 1 0 0 46 38 0.00 0.875
PITCHER
Hank Webb, R (25, 1) ERA:
IP 1.0 WLS L BF 4 H 1 R 1 ER 0 SO 1 BB 0 IBB 0 HBP 0 BLK 0 WP 0 HR 0 S 6 P 6 ERA 0.00 WHIP 1.000

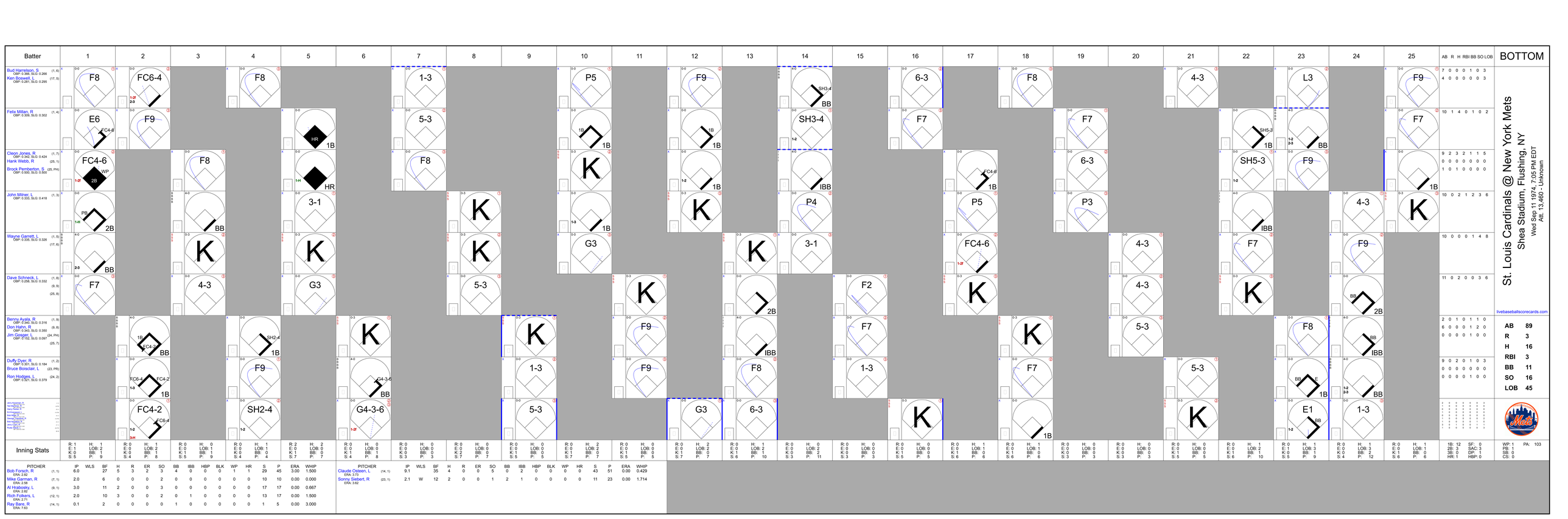
Batter
1
2
3
4
5
6
7
8
9
10
11
12
13
14
15
16
17
18
19
20
21
22
23
24
25
AB R H RBI BB SO LOB
BOTTOM
Bud Harrelson, S (1, 6) OBP: 0.366, SLG: 0.266
Ken Boswell, L (17, 5) OBP: 0.281, SLG: 0.295
Felix Millan, R (1, 4) OBP: 0.308, SLG: 0.302
Cleon Jones, R (1, 7) OBP: 0.342, SLG: 0.424
Hank Webb, R (25, 1)
Brock Pemberton, S (25, PH) OBP: 0.500, SLG: 0.500
John Milner, L (1, 3) OBP: 0.333, SLG: 0.418
Wayne Garrett, L (1, 5) OBP: 0.338, SLG: 0.326
(17, 6)
Dave Schneck, L (1, 8) OBP: 0.258, SLG: 0.332
(9, 9)
(25, 8)
Benny Ayala, R (1, 9) OBP: 0.340, SLG: 0.316
Don Hahn, R (9, 8) OBP: 0.343, SLG: 0.350
Jim Gosger, L (24, PH) OBP: 0.152, SLG: 0.097
(25, 7)
Duffy Dyer, R (1, 2) OBP: 0.301, SLG: 0.184
Bruce Boisclair, L (23, PR)
Ron Hodges, L (24, 2) OBP: 0.321, SLG: 0.379
Inning Stats
St. Louis Cardinals @ New York Mets
Shea Stadium, Flushing, NY
Wed Sep 11, 1974, 7:05 PM EDT
Att: 13,460 - Unknown
livebaseballscorecards.com
AB 89
R 3
H 16
RBI 3
BB 11
SO 16
LOB 45
WP: 1 PB: 1 SB: 0 CS: 0
PA: 103
PITCHER
IP WLS BF H R ER SO BB IBB HBP BLK WP HR S P ERA WHIP
Bob Forsch, R (1, 1) ERA: 2.82
6.0 W 27 5 3 2 3 4 0 0 0 1 0 0 45 3.00 1.500
Mike Garman, R (7, 1) ERA: 2.59
2.0 6 0 0 0 2 0 0 0 0 0 0 0 10 10 0.00 0.000
Al Hrabosky, L (9, 1) ERA: 2.62
3.0 11 2 0 0 3 0 0 0 0 0 0 0 17 17 0.00 0.667
Rich Folkers, L (12, 1) ERA: 2.71
2.0 10 3 0 0 2 0 1 0 0 0 0 0 13 17 0.00 1.500
Ray Bare, R (14, 1) ERA: 7.63
0.1 2 0 0 0 0 1 0 0 0 0 0 0 1 5 0.00 3.000
PITCHER
IP WLS BF H R ER SO BB IBB HBP BLK WP HR S P ERA WHIP
Claude Osteen, L (14, 1) ERA: 3.73
9.1 35 4 2 0 0 5 2 1 0 0 0 0 43 51 0.00 0.429
Sonny Siebert, R (23, 1) ERA: 3.82
2.1 W 12 2 0 0 1 2 1 0 0 0 0 11 23 0.00 1.714

Batter	1	2	3	4	5	6	7	8	9	AB	R	H	RBI	BB	SO	LOB
Luis Melendez, R (1, 8) OBP: 0.289, SLG: 0.313	F4		P4		F8	E8 1-H 2-H 3-H		1B 1-2 3-H	E7 2-H	3	0	0	0	0	0	1
Keith Hernandez, L (6, PH) OBP: 0.500, SLG: 0.538										1	0	0	0	0	0	0
John Denny, R (6, 1)										0	0	0	0	0	0	0
Al Hrabosky, R (6, 1) OBP: 0.375, SLG: 0.375										2	1	2	2	0	0	0
Ted Sizemore, R (1, 4) OBP: 0.341, SLG: 0.301	1-3		F8			HR FC1-2 3-H		1B 1-2 2-3	P4	6	1	2	0	0	0	2
(6, 6)																
Reggie Smith, S (1, 9) OBP: 0.386, SLG: 0.544	1B			1-3		1-H HR	6-3	1-2 2-H 3-H		5	1	3	4	0	0	0
Joe Torre, R (1, 3) OBP: 0.363, SLG: 0.400	F7			F8		F9	3-1	F9		5	0	0	0	0	0	3
Ted Simmons, S (1, 2) OBP: 0.321, SLG: 0.432		1B		1B		BB 1B PB	F9		F9	5	1	3	0	0	0	0
Ken Reitz, R (1, 5) OBP: 0.308, SLG: 0.375		P4		F7		PB BB 1-2 E		6-3	1B HBP FC4-6	5	2	2	0	0	0	2
Danny Godby, R (1, 7) OBP: 0.333, SLG: 0.182	K				1B	PB 1-2 2-3 E		E S 1B	1B 1-2 E	2	1	1	0	1	1	1
Bake McBride, L (6, 8) OBP: 0.368, SLG: 0.392						BB			HBP	1	2	1	0	0	0	0
Mike Tyson, R (1, 6) OBP: 0.259, SLG: 0.282	F8				F9	E 1-2 2-3 3-H		K 1-3	FC4-6 1-2 2-3	2	0	0	0	0	0	2
Ron Hunt, R (6, PH) OBP: 0.367, SLG: 0.298						BB			1B	2	1	1	0	1	1	1
(6, 4)																
Bob Gibson, R (1, 1) OBP: 0.227, SLG: 0.288			K		K	K		1B 1B 1B IBB	FC4-6 1-2f 2-H 3-H E	2	0	0	0	0	2	1
Jack Heidemann, R (6, PH) OBP: 0.310, SLG: 0.273										0	0	0	0	0	0	0
Lou Brock, L (6, PH) OBP: 0.366, SLG: 0.387										2	2	0	1	1	1	4
(6, 7)																
Inning Stats	R: 0 E: 0 K: 0 S: 4 H: 1 LOB: 1 BB: 0 P: 4	R: 0 E: 0 K: 1 S: 6 H: 1 LOB: 1 BB: 0 P: 6	R: 0 E: 0 K: 1 S: 5 H: 0 LOB: 0 BB: 0 P: 5	R: 0 E: 0 K: 0 S: 4 H: 1 LOB: 1 BB: 0 P: 4	R: 0 E: 0 K: 1 S: 6 H: 1 LOB: 1 BB: 0 P: 6	R: 6 E: 1 K: 1 S: 10 H: 4 LOB: 1 BB: 2 P: 18	R: 0 E: 0 K: 0 S: 3 H: 0 LOB: 0 BB: 0 P: 3	R: 3 E: 0 K: 1 S: 9 H: 4 LOB: 2 BB: 1 P: 13	R: 3 E: 2 K: 0 S: 6 H: 3 LOB: 1 BB: 0 P: 7	1B: 14 2B: 0 3B: 0 HR: 1 SF: 0 SAC: 0 DP: 0 HBP: 1						

St. Louis Cardinals @ New York Mets

Shea Stadium, Flushing, NY

Thu Sep 12 1974, 7:05 PM EDT

Att. 11,747 - Unknown

TOP

livebaseballscorecards.com

AB	43
R	12
H	15
RBI	7
BB	3
SO	5
LOB	17

WP: 0	PA: 47
PB: 1	
SB: 1	
CS: 0	

PITCHER		IP	WLS	BF	H	R	ER	SO	BB	IBB	HBP	BLK	WP	HR	S	P	ERA	WHIP
Jon Matlack, L ERA: 2.53	(1, 1)	5.1	L	26	8	6	3	3	2	0	0	0	0	1	30	38	5.06	1.875
Harry Parker, R ERA: 3.6	(6, 1)	0.2		3	0	0	0	1	0	0	0	0	0	0	5	5	0.00	0.000
Bob Miller, R ERA: 3.89	(7, 1)	2.1		15	6	6	5	1	0	1	1	0	0	0	15	20	19.29	2.571
Tug McGraw, L ERA: 3.72	(9, 1)	0.2		3	1	0	0	0	0	0	0	0	0	0	3	3	0.00	1.500

PITCHER		IP	WLS	BF	H	R	ER	SO	BB	IBB	HBP	BLK	WP	HR	S	P	ERA	WHIP

St. Louis Cardinals @ New York Mets

Shea Stadium, Flushing, NY

Thu Sep 12 1974, 7:05 PM EDT

Att. 11,747 - Unknown

livebaseballscorecards.com

BOTTOM

Batter	1	2	3	4	5	6	7	8	9	AB	R	H	RBI	BB	SO	LOB
Wayne Garrett, L (1, 5) OBP: 0.332, SLG: 0.323	4-3		F7	F8		SF9 3-H		K		4	0	0	1	0	1	2
Felix Millan, R (1, 4) OBP: 0.308, SLG: 0.301	L6		1-2 1B	F8		FC5-4 WP 1-2f			F7	5	0	1	0	0	0	2
Ed Kranepool, L (1, 7) OBP: 0.369, SLG: 0.436	P6		P6		3-1 2B	K 1-2			F8	3	0	1	0	0	0	2
Cleon Jones, R (6, PH) OBP: 0.341, SLG: 0.423										1	0	0	0	0	1	1
Bob Miller, R (7, 1) OBP: 0.111, SLG: 0.222										0	0	0	0	0	0	0
Tug McGraw, R (9, 1) OBP: 0.214, SLG: 0.167										0	0	0	0	0	0	0
Brock Pemberton, S (9, PH) OBP: 0.333, SLG: 0.333										1	0	0	0	0	0	0
John Milner, L (1, 3) OBP: 0.335, SLG: 0.424		BBBB BLK BB		HR	K		K		F8	3	1	1	1	1	2	1
Ike Hampton, S (9, PH)										1	0	0	0	0	0	0
Ron Hodges, L (1, 2) OBP: 0.321, SLG: 0.373		P4 1-2		BBBB 1B 1B BB	3-1 2-3		F8			2	1	0	0	1	0	2
Duffy Dyer, R (7, PH) OBP: 0.298, SLG: 0.182										1	0	0	0	0	0	0
(8, 2)																
Dave Schneck, L (1, 8) OBP: 0.263, SLG: 0.333		K		PB 1B 1B 1-2 1B	IBB		BBBB BB			2	1	1	0	1	1	1
(7, 7)																
George Theodore, R (7, PH) OBP: 0.233, SLG: 0.197										0	0	0	0	1	0	0
(8, 7)																
Benny Ayala, R (1, 9) OBP: 0.314, SLG: 0.286		K		F7	P6		K			4	0	0	0	0	2	6
Ted Martinez, R (1, 6) OBP: 0.256, SLG: 0.322			P3	PB 1B 1-2 2-H 1B		E6 1B SF9			F9	4	2	1	1	0	0	0
Jon Matlack, L (1, 1) OBP: 0.156, SLG: 0.099			1B 1B	1-H 2-H 1B		FC5-4 1-3 1B			F8	2	0	2	2	0	0	0
Harry Parker, R (6, 1)										0	0	0	0	0	0	0
Ken Boswell, L (6, PH) OBP: 0.284, SLG: 0.299										1	0	1	0	0	0	0
Don Hahn, R (7, 8) OBP: 0.342, SLG: 0.349										1	0	0	0	0	0	0

Inning Stats	1	2	3	4	5	6	7	8	9
	R: 0 E: 0 K: 0 S: 3	H: 0 LOB: 0 BB: 0 P: 3	R: 0 E: 0 K: 2 S: 7	H: 0 LOB: 1 BB: 1 P: 11	R: 0 E: 0 K: 0 S: 5	H: 2 LOB: 2 BB: 0 P: 5	R: 4 E: 0 K: 0 S: 7	H: 4 LOB: 1 BB: 1 P: 11	R: 0 E: 0 K: 1 S: 6	H: 1 LOB: 2 BB: 1 P: 10	R: 1 E: 1 K: 1 S: 7	H: 1 LOB: 1 BB: 0 P: 7	R: 0 E: 0 K: 2 S: 7	H: 0 LOB: 1 BB: 1 P: 11	R: 0 E: 0 K: 1 S: 5	H: 0 LOB: 0 BB: 0 P: 5	R: 0 E: 0 K: 0 S: 3	H: 0 LOB: 0 BB: 0 P: 3

| | | | | | | | | | | | | | | | |

Batter	1	2	3	4	5	6	7	8	9	AB	R	H	RBI	BB	SO	LOB
Rick Monday, L (1, 8) OBP: 0.377, SLG: 0.463	0-0 FC1-6 1B		4-0 BB			0-3 K		4-0 1B BB		2	0	1	0	2	1	0
Don Kessinger, S (1, 6) OBP: 0.337, SLG: 0.321	0-0 FC1-6 BB 1-2f		0-0 F7			0-3 K		0-0 F8		3	0	0	0	0	1	2
Rob Sperring, R (6, 6) OBP: 0.235, SLG: 0.219										0	0	0	0	0	0	0
Ralph LaCock, L (8, PH) (8, 9) OBP: 0.221, SLG: 0.270										1	0	0	0	0	0	1
Jose Cardenal, R (1, 7) OBP: 0.371, SLG: 0.459	0-0 F9		0-3 K			0-0 1B		0-0 FC5-4 1B 1-3		4	0	2	0	0	1	2
Jerry Morales, R (1, 9) OBP: 0.316, SLG: 0.404	4-0 BB 1-2			4-0 CS BB		0-0 F8		0-0 FC5-4 1-2f		2	0	0	0	2	0	3
Herb Hutson, R (8, 1)										0	0	0	0	0	0	0
Bill Madlock, R (1, 5) OBP: 0.360, SLG: 0.418	0-0 F9			0-0 F9			0-0 L5-4 E 1B		0-3 K	4	0	1	0	0	1	3
Andre Thornton, R (1, 3) OBP: 0.362, SLG: 0.434		0-3 K		0-3 K 1-2			0-0 E4 1-2		0-3 K	4	0	0	0	0	3	2
Rick Stelmaszek, L (1, 2) OBP: 0.333, SLG: 0.306		0-3 K			0-0 2-3		0-0 F7		0-3 K	4	0	0	0	0	2	2
Billy Grabarkewitz, R (1, 4) (8, 6) OBP: 0.319, SLG: 0.312		0-0 1-3			0-0 F8		0-0 L5-4 2-3			3	0	0	0	0	0	2
Rick Reuschel, R (1, 1) OBP: 0.210, SLG: 0.288			0-3 K		0-0 5-3			0-3 K		2	0	0	0	0	1	0
Jim Kremmel, L (5, 1)										0	0	0	0	0	0	0
Billy Williams, L (8, PH) OBP: 0.387, SLG: 0.450										1	0	0	0	0	1	0
Ron Dunn, R (8, 4) OBP: 0.375, SLG: 0.533										0	0	0	0	0	0	0
Inning Stats	R: 0 H: 1 E: 0 LOB: 2 K: 0 BB: 1 S: 4 P: 8	R: 0 H: 0 E: 0 LOB: 0 K: 2 BB: 0 S: 7 P: 7	R: 0 H: 0 E: 0 LOB: 1 K: 2 BB: 1 S: 7 P: 11	R: 0 H: 0 E: 0 LOB: 1 K: 1 BB: 1 S: 4 P: 8	R: 0 H: 0 E: 0 LOB: 0 K: 0 BB: 0 S: 3 P: 3	R: 0 H: 1 E: 0 LOB: 1 K: 2 BB: 0 S: 8 P: 8	R: 0 H: 1 E: 1 LOB: 1 K: 0 BB: 0 S: 4 P: 4	R: 0 H: 1 E: 0 LOB: 2 K: 1 BB: 1 S: 6 P: 10	R: 0 H: 0 E: 0 LOB: 0 K: 3 BB: 0 S: 9 P: 9	1B: 4 SF: 0 2B: 2 SAC: 0 3B: 0 DP: 2 HR: 0 HBP: 0						

PITCHER		IP	WLS	BF	H	R	ER	SO	BB	IBB	HBP	BLK	WP	HR	S	P	ERA	WHIP
Tom Seaver, R ERA: 3.13	(1, 1)	9.0	W	34	4	0	0	11	4	0	0	0	0	0	52	68	0.00	0.889

PITCHER		IP	WLS	BF	H	R	ER	SO	BB	IBB	HBP	BLK	WP	HR	S	P	ERA	WHIP

TOP

Chicago Cubs @ New York Mets

Shea Stadium, Flushing, NY

Fri Sep 13 1974, 7:05 PM EDT

Unknown

livebaseballscorecards.com

AB	30
R	0
H	4
RBI	0
BB	4
SO	11
LOB	17

Chicago Cubs @ New York Mets

Shea Stadium, Flushing, NY

Fri Sep 13 1974, 7:05 PM EDT

Unknown

BOTTOM

livebaseballscorecards.com

Batter	1	2	3	4	5	6	7	8	9	AB	R	H	RBI	BB	SO	LOB
Don Hahn, R (1, 8) OBP: 0.337, SLG: 0.342	F8	F9		K		F7		F8		5	0	0	0	0	1	4
Felix Millan, R (1, 4) OBP: 0.309, SLG: 0.302	F8		FC5-4 1B		E5 2B 3B	1-2 1B				4	1	2	0	0	0	0
Cleon Jones, R (1, 7) OBP: 0.342, SLG: 0.426	1B		FC5-4 1-2f		1-3 3B 2B	F9				4	1	2	0	0	0	3
Rusty Staub, L (1, 9) OBP: 0.358, SLG: 0.425	G3		P5		2-H 3-H 1B 3B		K			4	1	1	2	0	1	2
Dave Schneck, L (9, 9) OBP: 0.263, SLG: 0.333										0	0	0	0	0	0	0
John Milner, L (1, 3) OBP: 0.334, SLG: 0.423		6-3	F8		G4-6-3 3-H 1B		K			4	0	1	1	0	1	1
Wayne Garrett, L (1, 5) OBP: 0.331, SLG: 0.322		E9 E 1B		F5	G4-6-3 1-2f		F9			4	1	1	0	0	0	1
Ted Martinez, R (1, 6) OBP: 0.256, SLG: 0.318		BB E		K	6-3			6-3		3	1	0	0	1	1	0
Duffy Dyer, R (1, 2) OBP: 0.315, SLG: 0.217		1-H 3-H E6		2B 1B		1B		1B		4	1	3	0	0	0	0
Tom Seaver, R (1, 1) OBP: 0.194, SLG: 0.094		K		2-H 1B		F3		K		4	0	1	1	0	2	3
Inning Stats	R: 0 E: 0 K: 0 S: 4 H: 1 LOB: 1 BB: 0 P: 4	R: 2 E: 2 K: 1 S: 7 H: 1 LOB: 1 BB: 1 P: 11	R: 0 E: 0 K: 0 S: 4 H: 1 LOB: 1 BB: 0 P: 4	R: 1 E: 0 K: 2 S: 9 H: 2 LOB: 1 BB: 0 P: 9	R: 3 E: 1 K: 0 S: 6 H: 3 LOB: 0 BB: 0 P: 6	R: 0 E: 0 K: 0 S: 5 H: 2 LOB: 2 BB: 0 P: 5	R: 0 E: 0 K: 2 S: 7 H: 0 LOB: 0 BB: 0 P: 7	R: 0 E: 0 K: 1 S: 6 H: 1 LOB: 1 BB: 0 P: 6		1B: 8 2B: 2 3B: 1 HR: 0 SF: 0 SAC: 0 DP: 1 HBP: 0						WP: 0 PB: 0 SB: 0 CS: 0 PA: 37

	AB	36
	R	6
	H	11
	RBI	4
	BB	1
	SO	6
	LOB	14

PITCHER		IP	WLS	BF	H	R	ER	SO	BB	IBB	HBP	BLK	WP	HR	S	P	ERA	WHIP
Rick Reuschel, R ERA: 4.4	(1, 1)	4.0	L	23	8	6	3	3	1	0	0	0	0	0	28	32	6.75	2.250
Jim Kremmel, L ERA: 5.19	(5, 1)	3.0		10	2	0	0	2	0	0	0	0	0	0	14	14	0.00	0.667
Herb Hutson, R ERA: 3.6	(8, 1)	1.0		4	1	0	0	1	0	0	0	0	0	0	6	6	0.00	1.000

PITCHER	IP	WLS	BF	H	R	ER	SO	BB	IBB	HBP	BLK	WP	HR	S	P	ERA	WHIP

Batter	1	2	3	4	5	6	7	8	9	10	11	AB	R	H	RBI	BB	SO	LOB
Ralph LaCock, L (1, 9) OBP: 0.219, SLG: 0.265	4-3		1B		K			F9	F8			5	0	1	0	0	1	2
Rick Monday, L (9, 8) OBP: 0.377, SLG: 0.463												0	0	0	0	0	0	0
Don Kessinger, S (1, 6) OBP: 0.337, SLG: 0.324	F7		F7			G3		BLK 6-3 2B		S 1B		5	1	2	0	0	0	1
Jose Cardenal, R (1, 7) OBP: 0.367, SLG: 0.454	K			F8		F8		6-3 2-H		K 1-2		5	0	0	1	0	2	1
Jerry Morales, R (1, 8) (9, 9) OBP: 0.321, SLG: 0.409		4-3 2B		B1-3				HR 1B		G6-4-3 IBB		4	1	3	0	1	0	0
Andre Thornton, R (1, 3) OBP: 0.363, SLG: 0.445		4-3 2-3		1B		F9		1-H HR		G6-4-3 1-2f		5	1	2	2	0	0	4
Ron Dunn, R (1, 5) OBP: 0.351, SLG: 0.571		5-3		F3			E5 BLK SH3-4	P5			HR	5	1	1	1	0	0	2
Steve Swisher, R (1, 2) OBP: 0.323, SLG: 0.304		6-3			F8		SH3-4 1-2		K		L5	4	0	0	0	0	1	1
Billy Grabarkewitz, R (1, 4) OBP: 0.315, SLG: 0.308			5-3		5-3		5-3 2-3		FC1-6 1B		P6	5	0	1	0	0	0	1
Steve Stone, R (1, 1) OBP: 0.148, SLG: 0.132			F3		1B		F9		FC1-6 1-2f		4-3	3	0	1	0	0	0	1
Dave LaRoche, L (8, 1) OBP: 0.261, SLG: 0.348												1	0	0	0	0	0	1
Oscar Zamora, R (9, 1) OBP: 0.200, SLG: 0.200												0	0	0	0	0	0	0
Jim Todd, L (10, 1) OBP: 0.063, SLG: 0.063												1	0	0	0	0	0	0
Inning Stats	R: 0 E: 0 K: 1 S: 5 H: 0 LOB: 0 BB: 0 P: 5	R: 0 E: 0 K: 0 S: 4 H: 1 LOB: 1 BB: 0 P: 4	R: 0 E: 0 K: 0 S: 4 H: 1 LOB: 1 BB: 0 P: 4	R: 0 E: 0 K: 0 S: 4 H: 1 LOB: 1 BB: 0 P: 4	R: 0 E: 0 K: 1 S: 6 H: 1 LOB: 1 BB: 0 P: 6	R: 0 E: 0 K: 0 S: 4 H: 1 LOB: 1 BB: 0 P: 4	R: 0 E: 1 K: 0 S: 4 H: 0 LOB: 1 BB: 0 P: 4	R: 3 E: 0 K: 0 S: 6 H: 3 LOB: 0 BB: 0 P: 6	R: 0 E: 0 K: 1 S: 6 H: 1 LOB: 0 BB: 0 P: 6	R: 0 E: 0 K: 1 S: 5 H: 1 LOB: 1 BB: 1 P: 9	R: 1 E: 0 K: 0 S: 4 H: 1 LOB: 0 BB: 0 P: 4							

PITCHER	IP	WLS	BF	H	R	ER	SO	BB	IBB	HBP	BLK	WP	HR	S	P	ERA	WHIP
Nino Espinosa, R (1, 1) ERA: 3.38	8.0		33	8	3	3	2	0	0	0	2	0	1	37	37	3.38	1.000
Bob Apodaca, R (9, 1) ERA: 3.99	3.0	L	12	3	1	1	2	0	1	0	0	0	1	15	19	3.00	1.000

PITCHER	IP	WLS	BF	H	R	ER	SO	BB	IBB	HBP	BLK	WP	HR	S	P	ERA	WHIP

TOP

Chicago Cubs @ New York Mets

Shea Stadium, Flushing, NY

Fri Sep 13 1974, 7:05 PM EDT

Att. 19,009 - Unknown

livebaseballscorecards.com

AB	43
R	4
H	11
RBI	4
BB	1
SO	4
LOB	14

1B: 7	SF: 0	WP: 0	PA: 45
2B: 2	SAC: 1	PB: 0	
3B: 0	DP: 1	SB: 1	
HR: 2	HBP: 0	CS: 0	

Batter	1	2	3	4	5	6	7	8	9	10	11	AB	R	H	RBI	BB	SO	LOB
Don Hahn, R (1, 8) OBP: 0.336, SLG: 0.341	FC4 1B		K			2-3		SH1-4 1-2	FC6-4 1-2f			4	0	1	0	0	1	4
Ken Boswell, L (1, 4) OBP: 0.280, SLG: 0.294	F5		K			3-1		F8		K		3	0	0	0	0	1	2
Cleon Jones, R (8, PH) OBP: 0.342, SLG: 0.425												1	0	0	0	0	0	2
Bob Apodaca, R (9, 1) OBP: 0.208, SLG: 0.238												1	0	0	0	0	1	0
Brock Pemberton, S (1, 3) OBP: 0.125, SLG: 0.125	FC4 1-2f			F8		F9		4-3		4-3		5	0	0	0	0	0	3
Rusty Staub, L (1, 9) OBP: 0.358, SLG: 0.423	F9			4-3			F9		SH5-4 1B 1B	6-3		4	0	1	0	0	0	1
Dave Schneck, L (9, PR) OBP: 0.262, SLG: 0.332												1	1	0	0	0	0	0
(10, 9)																		
Ed Kranepool, L (1, 7) OBP: 0.368, SLG: 0.434		F9		F8			HR 1B		SH5-4 1-2		6-3	3	1	1	0	0	0	0
Jim Gosger, L (8, 7) OBP: 0.147, SLG: 0.094												1	0	0	0	0	0	0
Wayne Garrett, L (1, 5) OBP: 0.330, SLG: 0.320		K			4-3		P6		1B FC1-4-2 2-H 1B		K	3	0	0	0	0	1	1
Duffy Dyer, R (9, PH) OBP: 0.321, SLG: 0.226												1	0	1	1	0	0	0
Rich Puig, L (10, 5)												1	0	0	0	0	1	0
Ted Martinez, R (1, 6) OBP: 0.262, SLG: 0.335		5-3			1B		1-H HR		FC1-4-2 IBB 1-3 1B		4-3	5	1	3	2	0	0	0
Ron Hodges, L (1, 2) OBP: 0.319, SLG: 0.364			5-3		F8		6-3		FC1-4-2 1-2 IBB			3	0	0	0	1	0	1
Nino Espinosa, R (1, 1) OBP: 0.500, SLG: 0.500								SH1-4 1B	FC1-4-2 FC6-4 1-2 2-3 3-Hf			2	0	1	0	0	0	1
John Milner, L (8, PH) OBP: 0.335, SLG: 0.424			1B		6-3							1	0	1	0	0	0	0
Bruce Boisclair, L (8, PR)												0	0	0	0	0	0	0
Felix Millan, R (9, 4) OBP: 0.309, SLG: 0.302												1	0	0	0	0	0	3
Inning Stats	R: 0 H: 1 E: 0 LOB: 1 K: 0 BB: 0 S: 4 P: 4	R: 0 H: 0 E: 0 LOB: 0 K: 1 BB: 0 S: 5 P: 5	R: 0 H: 1 E: 0 LOB: 1 K: 2 BB: 0 S: 8 P: 8	R: 0 H: 0 E: 0 LOB: 0 K: 0 BB: 0 S: 3 P: 3	R: 0 H: 1 E: 0 LOB: 1 K: 0 BB: 0 S: 4 P: 4	R: 0 H: 0 E: 0 LOB: 0 K: 0 BB: 0 S: 3 P: 3	R: 2 H: 2 E: 0 LOB: 0 K: 0 BB: 0 S: 5 P: 5	R: 0 H: 1 E: 0 LOB: 2 K: 0 BB: 0 S: 4 P: 4	R: 1 H: 3 E: 0 LOB: 3 K: 0 BB: 1 S: 6 P: 10	R: 0 H: 0 E: 0 LOB: 0 K: 1 BB: 0 S: 5 P: 5	R: 0 H: 0 E: 0 LOB: 0 K: 1 BB: 0 S: 5 P: 5	1B: 8 SF: 0 2B: 0 SAC: 2 3B: 0 DP: 0 HR: 1 HBP: 0						WP: 0 PA: 43 PB: 0 SB: 0 CS: 0

PITCHER		IP	WLS	BF	H	R	ER	SO	BB	IBB	HBP	BLK	WP	HR	S	P	ERA	WHIP
Steve Stone, R ERA: 4.1	(1, 1)	7.1		28	6	2	2	3	0	0	0	0	0	1	34	34	2.46	0.818
Dave LaRoche, L ERA: 4.73	(8, 1)	1.0		5	2	1	1	0	0	0	0	0	0	0	5	5	9.00	2.000
Oscar Zamora, R ERA: 3.28	(9, 1)	0.2		4	1	0	0	0	0	1	0	0	0	0	3	7	0.00	1.500
Jim Todd, R ERA: 3.97	(10, 1)	2.0	W	6	0	0	0	2	0	0	0	0	0	0	10	10	0.00	0.000

PITCHER	IP	WLS	BF	H	R	ER	SO	BB	IBB	HBP	BLK	WP	HR	S	P	ERA	WHIP

BOTTOM

Chicago Cubs @ New York Mets

Shea Stadium, Flushing, NY

Fri Sep 13 1974, 7:05 PM EDT

Att. 19,009 - Unknown

livebaseballscorecards.com

AB	40
R	3
H	9
RBI	3
BB	1
SO	5
LOB	18

Chicago Cubs @ New York Mets

Shea Stadium, Flushing, NY

Sat Sep 14 1974, 3:33 AM EDT

Att. 14,761 - Unknown - 60 F

TOP

livebaseballscorecards.com

Batter	1	2	3	4	5	6	7	8	9	AB	R	H	RBI	BB	SO	LOB
Billy Grabarkewitz, R (1, 6) (4, 4) OBP: 0.316, SLG: 0.304	5-3	BB, E, 2-3, 1B	F8		5-3		F2		FC5-4, BB	5	1	1	0	1	0	0
Jim Tyrone, R (1, 9) (7, 7) OBP: 0.230, SLG: 0.343	HR	E, 1-2, 1B, BB	5-3		1B	3B	6-3		FC5-4, S, 1-2f	5	3	2	1	1	0	1
Jose Cardenal, R (1, 7) OBP: 0.364, SLG: 0.449	F7	E3, 1B, FC5-2, 1-2, 2-H, 3-H		F9	5-3		F7		F8, 1-2	5	0	0	0	0	0	2
Ralph LaCock, L (7, 9) OBP: 0.216, SLG: 0.261										1	0	0	0	0	0	1
Jerry Morales, R (1, 8) OBP: 0.324, SLG: 0.412	1B, 1B	FC5-2, BB, 1-3, 2-H, 1B		E6, 1B, 2B	E, 1B, 3-H, 1B			2B, 2B		4	4	3	2	0	0	0
Gene Hiser, L (5, 8) OBP: 0.250, SLG: 0.375										1	1	1	0	0	0	0
Bill Madlock, R (1, 5) OBP: 0.365, SLG: 0.421	1B, 1-3, 1B	BB, FC5-2, IBB		2B, 1-2, 1B	E7, 1-H, 1B			1B, 2-H, 2B		2	1	2	0	1	0	0
Rob Sperring, R (4, 6) OBP: 0.253, SLG: 0.253										2	1	2	1	0	0	0
Andre Thornton, R (1, 3) OBP: 0.366, SLG: 0.451	2-3, 3-H, 1B	FC5-2, BB, 1-2, 2-3, 3-Hf		1-H, 2-H, 2B	4-3			G5-4-3, 2-H, 1B		5	0	3	4	0	0	4
Carmen Fanzone, R (8, 3) OBP: 0.259, SLG: 0.297										0	0	0	0	0	0	0
Ron Dunn, R (1, 4) (4, 5) OBP: 0.357, SLG: 0.526	F4	BB, 1-2, 2-3, 3-H		F8		BB, G5-4-3		G5-4-3, 1-2f		3	0	0	1	2	0	4
Steve Swisher, R (1, 2) OBP: 0.326, SLG: 0.305		1B, SH5-4, E, 1B		H, HBP	F8			K		3	1	1	0	0	1	4
George Mitterwald, R (7, 2) OBP: 0.306, SLG: 0.367	K									1	0	0	0	0	1	0
Burt Hooton, R (1, 1) OBP: 0.125, SLG: 0.089		SH5-4, 1-2	F7	F2		G5-4-3, 1-2f			F7	4	0	0	0	0	0	3

	AB	R	H	RBI	BB	SO	LOB
	41	12	15	9	5	2	19

Inning Stats	1	2	3	4	5	6	7	8	9
	R: 2 E: 0 K: 0 S: 7	H: 4 LOB: 2 BB: 0 P: 7	R: 4 E: 1 K: 1 S: 9	H: 3 LOB: 3 BB: 3 P: 21	R: 0 E: 0 K: 0 S: 3	H: 0 LOB: 0 BB: 0 P: 3	R: 2 E: 1 K: 0 S: 6	H: 2 LOB: 2 BB: 0 P: 7	R: 2 E: 1 K: 0 S: 6	H: 3 LOB: 1 BB: 0 P: 6	R: 0 E: 0 K: 0 S: 2	H: 0 LOB: 0 BB: 1 P: 6	R: 0 E: 0 K: 0 S: 3	H: 0 LOB: 0 BB: 0 P: 3	R: 2 E: 0 K: 1 S: 7	H: 3 LOB: 0 BB: 0 P: 7	R: 0 E: 0 K: 0 S: 3	H: 0 LOB: 1 BB: 1 P: 7

	1B: 10	SF: 0	WP: 0	PA: 48
	2B: 3	SAC: 1	PB: 0	
	3B: 1	DP: 2	SB: 1	
	HR: 1	HBP: 1	CS: 0	

PITCHER		IP	WLS	BF	H	R	ER	SO	BB	IBB	HBP	BLK	WP	HR	S	P	ERA	WHIP
Ray Sadecki, L ERA: 3.51	(1, 1)	1.1	L	13	7	6	4	0	1	0	0	0	0	1	12	16	27.00	6.000
Bob Miller, R ERA: 3.8	(2, 1)	1.2		7	0	0	0	1	1	1	0	0	0	0	7	15	0.00	0.600
Harry Parker, R ERA: 3.68	(4, 1)	2.0		13	5	4	2	0	0	0	1	0	0	0	12	13	9.00	2.500
Jerry Cram, R ERA: 1.59	(6, 1)	3.0		11	3	2	2	1	1	0	0	0	0	0	12	16	6.00	1.333
John Strohmayer, R ERA:	(9, 1)	1.0		4	0	0	0	0	1	0	0	0	0	0	3	7	0.00	1.000

PITCHER	IP	WLS	BF	H	R	ER	SO	BB	IBB	HBP	BLK	WP	HR	S	P	ERA	WHIP

Chicago Cubs @ New York Mets

Shea Stadium, Flushing, NY

Sat Sep 14 1974, 3:33 AM EDT

Att. 14,761 - Unknown - 60 F

BOTTOM

livebaseballscorecards.com

Batter	1	2	3	4	5	6	7	8	9	AB	R	H	RBI	BB	SO	LOB
Don Hahn, R (1, 8) OBP: 0.338, SLG: 0.347	6-3		6-3			FC4-6 1B		2B		4	0	2	0	0	0	0
Rich Puig, L (1, 4)	4-3		F6			F7		4-3		4	0	0	0	0	0	2
Cleon Jones, R (1, 7) OBP: 0.340, SLG: 0.423	K			5-3		FC4-6 1-2f			BB	2	0	0	0	0	1	0
Bruce Boisclair, L (5, 7)										1	0	0	0	1	0	1
Rusty Staub, L (1, 9) OBP: 0.355, SLG: 0.420		6-3		3-1		P3			F7	4	0	0	0	0	0	2
John Milner, L (1, 3) OBP: 0.336, SLG: 0.423		FC3-6 1B BB		P6			6-3		K	1	0	0	0	1	0	0
Brock Pemberton, S (6, 3) OBP: 0.100, SLG: 0.100										2	0	0	0	0	1	1
Ken Boswell, L (1, 5) OBP: 0.280, SLG: 0.294		FC3-6 1-2 1B			4-3		L6		F7	4	0	1	0	0	0	1
Ted Martinez, R (1, 6) OBP: 0.260, SLG: 0.331		FC3-6 1-2f 2-3			K		P4			3	0	0	0	0	1	2
Duffy Dyer, R (1, 2) OBP: 0.324, SLG: 0.232		6-3			1B			1-3		2	0	1	0	0	0	2
Jerry Cram, R (6, 1) OBP: 0.333, SLG: 0.333										0	0	0	0	0	0	0
Ed Kranepool, L (8, PH) OBP: 0.366, SLG: 0.432										1	0	0	0	0	0	0
John Strohmayer, R (9, 1)										0	0	0	0	0	0	0
Ray Sadecki, L (1, 1) OBP: 0.292, SLG: 0.261			K		K			F7		0	0	0	0	0	0	0
Bob Miller, R (2, 1) OBP: 0.111, SLG: 0.222										0	0	0	0	0	0	0
Dave Schneck, L (3, PH) OBP: 0.261, SLG: 0.331										1	0	0	0	0	1	0
Harry Parker, R (4, 1)										0	0	0	0	0	0	0
Ike Hampton, S (5, PH)										2	0	0	0	0	1	1
(6, 2)																
Inning Stats	R: 0 E: 0 K: 1 S: 5 H: 0 LOB: 0 BB: 0 P: 5	R: 0 E: 0 K: 0 S: 4 H: 1 LOB: 2 BB: 1 P: 8	R: 0 E: 0 K: 1 S: 5 H: 0 LOB: 0 BB: 0 P: 5	R: 0 E: 0 K: 0 S: 3 H: 0 LOB: 0 BB: 0 P: 3	R: 0 E: 0 K: 2 S: 8 H: 1 LOB: 1 BB: 0 P: 8	R: 0 E: 0 K: 0 S: 4 H: 1 LOB: 1 BB: 0 P: 4	R: 0 E: 0 K: 0 S: 3 H: 0 LOB: 0 BB: 0 P: 3	R: 0 E: 0 K: 0 S: 4 H: 1 LOB: 1 BB: 0 P: 4	R: 0 E: 0 K: 1 S: 5 H: 0 LOB: 1 BB: 1 P: 9	1B: 3 2B: 1 3B: 0 HR: 0 SF: 0 SAC: 0 DP: 0 HBP: 0						

PITCHER	IP	WLS	BF	H	R	ER	SO	BB	IBB	HBP	BLK	WP	HR	S	P	ERA	WHIP
Burt Hooton, R (1, 1) ERA: 4.9	9.0	W	33	4	0	0	5	2	0	0	0	0	0	41	49	0.00	0.667

PITCHER	IP	WLS	BF	H	R	ER	SO	BB	IBB	HBP	BLK	WP	HR	S	P	ERA	WHIP

AB	31
R	0
H	4
RBI	0
BB	2
SO	5
LOB	12

WP: 0 PB: 0 SB: 0 CS: 0 PA: 33

Chicago Cubs @ New York Mets

Shea Stadium, Flushing, NY

Sun Sep 15 1974, 3:33 AM EDT

Att. 17,288 - Unknown - 75 F

TOP

livebaseballscorecards.com

Batter	1	2	3	4	5	6	7	8	9	AB	R	H	RBI	BB	SO	LOB
Rick Monday, L (1, 8) OBP: 0.378, SLG: 0.467	0-0 2B 3B	0-0 4-3		0-0 FC6-4 1-2 1B		0-0 4-3		4-0 BB 1-2 BB	0-0 F9	5	1	2	0	1	0	3
Don Kessinger, S (1, 6) OBP: 0.339, SLG: 0.323	BBBB 4-0 2B 1B BB		BBBB 4-0 BB HBP BB	0-0 FC6-4 1-2f 2-3		0-0 4-3		BBBB 4-0 FC6-4 1-2 2-3 BB		2	1	0	0	3	0	2
Jose Cardenal, R (1, 7) OBP: 0.362, SLG: 0.449	0-0 1B 1-3 3-H 2B		0-0 L7	0-0 F7		0-0 P4		0-0 FC6-4 1-2f		5	0	1	1	0	0	6
Jerry Morales, R (1, 9) OBP: 0.326, SLG: 0.413 Ralph LaCock, L (4, 9) OBP: 0.211, SLG: 0.254 Jim Tyrone, R (9, PH) OBP: 0.240, SLG: 0.343 (9, 9)	0-0 BLK 2-H 3-H 1B		1-0 BB 1-2 HBP		0-0 P5		0-0 4-3		BBBB 4-0 E SF7 BB	1 2 0	0 0 1	1 0 0	1 0 0	0 0 1	0 0 0	0 0 0
Andre Thornton, R (1, 3) OBP: 0.365, SLG: 0.448	SSS 0-3 K 1-2		0-0 F7		0-0 BB 1B 1B		0-0 5-3		0-0 FC 1-3	5	1	1	0	0	1	4
Ron Dunn, R (1, 5) OBP: 0.383, SLG: 0.500	SSS 0-3 K		BBBB 4-0 1-2 2-3 BB		BBBB 4-0 1B 1-2 BB		0-0 P6		IIII 4-0 SF7 1B IBB	2	1	0	0	3	1	1
Steve Swisher, R (1, 2) OBP: 0.324, SLG: 0.301		BBB 4-0 BB	SSS 0-3 K		SSS 0-3 K			0-0 2-3	0-0 SF7 1-2 3-H	3	0	0	1	1	2	5
Billy Grabarkewitz, R (1, 4) OBP: 0.324, SLG: 0.305	SSS 0-3 K			SSS 0-3 K	0-0 1-2 2-H 1B			BBBB 4-0 FC6-4 BB	IIII 4-0 1B IBB	3	0	1	1	2	2	1
Bill Bonham, R (1, 1) OBP: 0.175, SLG: 0.179 Ken Frailing, L (7, 1) OBP: 0.281, SLG: 0.258 Billy Williams, L (8, PH) OBP: 0.386, SLG: 0.449 Steve Stone, R (8, PR) OBP: 0.146, SLG: 0.132 Dave LaRoche, L (8, 1) OBP: 0.292, SLG: 0.375 Oscar Zamora, R (9, 1) OBP: 0.200, SLG: 0.200	0-0 F3			0-0 FC6-4 1B 1B	SSS 0-3 K			0-0 FC6-4 BB BB 1-2f	0-0 1-3 2-H 1B	3 0 1 0 1 0	0 0 0 0 0 0	1 0 0 0 1 0	0 0 0 0 1 0	0 0 0 0 0 0	1 0 0 0 0 0	3 0 1 0 0 0
Inning Stats	R: 2 H: 3 E: 0 LOB: 1 K: 2 BB: 1 S: 9 P: 13	R: 0 H: 0 E: 0 LOB: 1 K: 1 BB: 1 S: 5 P: 9	R: 0 H: 0 E: 0 LOB: 3 K: 1 BB: 2 S: 5 P: 14	R: 0 H: 2 E: 0 LOB: 2 K: 1 BB: 0 S: 7 P: 7	R: 1 H: 2 E: 0 LOB: 2 K: 2 BB: 1 S: 9 P: 13	R: 0 H: 0 E: 0 LOB: 0 K: 0 BB: 0 S: 3 P: 3	R: 0 H: 0 E: 0 LOB: 0 K: 0 BB: 0 S: 3 P: 3	R: 0 H: 0 E: 0 LOB: 3 K: 0 BB: 3 S: 3 P: 15	R: 2 H: 1 E: 1 LOB: 2 K: 0 BB: 3 S: 4 P: 16	1B: 6 SF: 1 2B: 1 SAC: 1 3B: 1 DP: 0 HR: 0 HBP: 1						

	AB	33
	R	5
	H	8
	RBI	5
	BB	11
	SO	7
	LOB	26

WP: 0 PA: 46
PB: 0
SB: 0
CS: 0

PITCHER		IP	WLS	BF	H	R	ER	SO	BB	IBB	HBP	BLK	WP	HR	S	P	ERA	WHIP
Hank Webb, R ERA: 4.5	(1, 1)	5.0		27	7	3	3	7	5	0	1	1	0	0	35	56	5.40	2.400
Bob Apodaca, R ERA: 3.87	(6, 1)	2.2		11	0	0	0	0	3	0	0	0	0	0	8	20	0.00	1.125
Tug McGraw, L ERA: 3.89	(8, 1)	1.1	L	8	1	2	2	0	1	2	0	0	0	0	5	17	13.50	1.500

PITCHER	IP	WLS	BF	H	R	ER	SO	BB	IBB	HBP	BLK	WP	HR	S	P	ERA	WHIP

BOTTOM

Chicago Cubs @ New York Mets

Shea Stadium, Flushing, NY

Sun Sep 15 1974, 3:33 AM EDT

Att. 17,288 - Unknown - 75 F

Batter	1	2	3	4	5	6	7	8	9	AB	R	H	RBI	BB	SO	LOB
Don Hahn, R (1, 8) OBP: 0.340, SLG: 0.347	5-3		K		SH3-4 1-2 2-3		E BB		FC4-6 2-H 1B	3	0	1	1	1	1	0
Ken Boswell, L (1, 4) OBP: 0.283, SLG: 0.293	F7			4-3	FC6-4 2-H 3-H 1B		1-2 BB		FC4-6 BB 1-2f	4	0	1	2	1	0	1
Ed Kranepool, L (1, 7) OBP: 0.366, SLG: 0.427 Cleon Jones, R (7, PH) OBP: 0.339, SLG: 0.422 Jim Gosger, L (8, 7) OBP: 0.171, SLG: 0.094	BB			F9	FC6-4 1-2f		5-3		BB 1-2	2 1 0	0 0 0	0 0 0	0 0 0	1 0 1	0 0 0	1 2 0
Rusty Staub, L (1, 9) OBP: 0.355, SLG: 0.417	F9			1B BB	K			FC3-6 BB	4-3	3	0	0	0	2	1	4
Brock Pemberton, S (1, 3) OBP: 0.143, SLG: 0.143		P5		1-3 1B		F8		FC3-6 CS 1-2f		4	0	1	0	0	0	1
Wayne Garrett, L (1, 5) OBP: 0.329, SLG: 0.318		K		F9		F8		BB 1-2		3	0	0	0	1	1	2
Ted Martinez, R (1, 6) OBP: 0.259, SLG: 0.327		3-1			BB 1B BB	G3		P4		3	1	0	0	1	0	1
Duffy Dyer, R (1, 2) OBP: 0.330, SLG: 0.227			F8		SH3-4 1B 1-2 1B BB		F7		6-3 1B BB	2	2	0	0	2	0	0
Hank Webb, R (1, 1) Dave Schneck, L (5, PH) OBP: 0.264, SLG: 0.333 Bob Apodaca, R (6, 1) OBP: 0.200, SLG: 0.227 Tug McGraw, R (8, 1) OBP: 0.214, SLG: 0.167 Benny Ayala, R (9, PH) OBP: 0.308, SLG: 0.279			K		SH3-4 1-2 2-H 1B		P5		6-3 1-2	1 1 1 0 1	0 1 0 0 0	0 1 0 0 0	0 1 0 0 0	0 0 0 0 0	1 0 0 0 0	0 0 0 0 1
Inning Stats	R: 0 E: 0 K: 0 S: 3 H: 0 LOB: 1 BB: 1 P: 7	R: 0 E: 0 K: 1 S: 5 H: 0 LOB: 0 BB: 0 P: 5	R: 0 E: 0 K: 2 S: 7 H: 0 LOB: 0 BB: 0 P: 7	R: 0 E: 0 K: 0 S: 4 H: 1 LOB: 2 BB: 1 P: 8	R: 3 E: 0 K: 1 S: 7 H: 2 LOB: 1 BB: 2 P: 15	R: 0 E: 0 K: 0 S: 3 H: 0 LOB: 0 BB: 0 P: 3	R: 0 E: 1 K: 0 S: 3 H: 0 LOB: 2 BB: 2 P: 11	R: 0 E: 0 K: 0 S: 2 H: 0 LOB: 1 BB: 2 P: 10	R: 1 E: 0 K: 0 S: 4 H: 1 LOB: 2 BB: 2 P: 12	1B: 4 2B: 0 3B: 0 HR: 0	SF: 0 SAC: 1 DP: 0 HBP: 0			WP: 0 PB: 0 SB: 0 CS: 1		PA: 40	

livebaseballscorecards.com

	AB	29
	R	4
	H	4
	RBI	4
	BB	10
	SO	4
	LOB	13

PITCHER		IP	WLS	BF	H	R	ER	SO	BB	IBB	HBP	BLK	WP	HR	S	P	ERA	WHIP
Bill Bonham, R ERA: 3.73	(1, 1)	6.2		28	3	3	3	4	5	0	0	0	0	0	31	51	4.05	1.200
Ken Frailing, L ERA: 3.81	(7, 1)	0.1		2	0	0	0	0	1	0	0	0	0	0	1	5	0.00	3.000
Dave LaRoche, L ERA: 4.78	(8, 1)	1.0	W	5	0	1	1	0	3	0	0	0	0	0	2	14	9.00	3.000
Oscar Zamora, R ERA: 3.24	(9, 1)	1.0	S	5	1	0	0	0	1	0	0	0	0	0	4	8	0.00	2.000

PITCHER	IP	WLS	BF	H	R	ER	SO	BB	IBB	HBP	BLK	WP	HR	S	P	ERA	WHIP

New York Mets @ Montreal Expos

Jarry Park, Montreal, QB

Mon Sep 16 1974, 7:05 PM EDT

Unknown

TOP

livebaseballscorecards.com

Batter	1	2	3	4	5	6	7	8	9	AB	R	H	RBI	BB	SO	LOB
Wayne Garrett, L (1, 5) OBP: 0.328, SLG: 0.317	0-0 1B 2-3 1B		0-0 F7		0-0 F7	0-0 F9			0-0 4-3	5	0	1	0	0	0	3
Felix Millan, R (1, 4) OBP: 0.306, SLG: 0.299	0-0 2-3 1-2		0-0 P3		0-0 FC5-2 BB 3-H		0-0 P6		0-0 F8	5	0	0	0	0	0	2
John Milner, L (1, 3) OBP: 0.338, SLG: 0.424	0-0 F8		0-0 1B		B B B B 4-0 1-2 BB		0-0 E4 BB		0-0 1B	4	0	2	0	1	0	1
Rusty Staub, L (1, 9) OBP: 0.356, SLG: 0.416	0-0 2-3 1B			0-0 G3	0-0 F3		B B B B 4-0 1-2 BB		0-0 G3	4	0	1	0	1	0	3
Ed Kranepool, L (1, 7) OBP: 0.359, SLG: 0.418	0-0 G3			0-0 E4 E		0-0 F8	0-0 F8			4	1	0	0	0	0	4
Dave Schneck, L (1, 8) OBP: 0.264, SLG: 0.332		0-0 P4		S S S 0-3 K		0-0 1B 1B 1B	S S S 0-3 K			4	1	1	0	0	2	3
Ted Martinez, R (1, 6) OBP: 0.256, SLG: 0.323		0-0 6-3		0-0 E8 1-H	0-0 F8			S S S 0-3 K		4	0	0	0	0	1	1
Duffy Dyer, R (1, 2) OBP: 0.336, SLG: 0.230		B B B B 4-0 BB		0-0 L4	0-0 1B 1-2			S S S 0-3 K		3	0	1	0	1	1	1
Jerry Koosman, R (1, 1) OBP: 0.209, SLG: 0.188 Ken Boswell, L (8, PH) OBP: 0.281, SLG: 0.291 Bob Miller, R (8, 1) OBP: 0.111, SLG: 0.222		0-0 4-3			0-0 FC5-2 3B	0-0 1-2 2-H 1B		0-0 4-3		3 1 0	0 0 0	2 0 0	1 0 0	0 0 0	0 0 0	1 0 0
Inning Stats	R: 0 E: 0 K: 0 S: 5 H: 2 LOB: 2 BB: 0 P: 5	R: 0 E: 0 K: 0 S: 3 H: 0 LOB: 1 BB: 1 P: 7	R: 0 E: 0 K: 0 S: 3 H: 1 LOB: 1 BB: 0 P: 3	R: 1 E: 2 K: 1 S: 7 H: 0 LOB: 1 BB: 0 P: 7	R: 0 E: 0 K: 0 S: 4 H: 1 LOB: 2 BB: 1 P: 8	R: 1 E: 0 K: 0 S: 6 H: 3 LOB: 2 BB: 0 P: 6	R: 0 E: 1 K: 1 S: 6 H: 0 LOB: 2 BB: 1 P: 10	R: 0 E: 0 K: 2 S: 7 H: 0 LOB: 0 BB: 0 P: 7	R: 0 E: 0 K: 0 S: 4 H: 1 LOB: 1 BB: 0 P: 4	1B: 7 2B: 0 3B: 1 HR: 0	SF: 0 SAC: 0 DP: 0 HBP: 0						

	AB	37
	R	2
	H	8
	RBI	1
	BB	3
	SO	4
	LOB	19

WP: 0 PB: 0 SB: 0 CS: 0 PA: 40

PITCHER		IP	WLS	BF	H	R	ER	SO	BB	IBB	HBP	BLK	WP	HR	S	P	ERA	WHIP
Mike Torrez, R ERA: 3.76	(1, 1)	7.0	W	33	7	2	1	2	3	0	0	0	0	0	34	46	1.29	1.429
John Montague, R ERA: 3.09	(8, 1)	2.0	S	7	1	0	0	2	0	0	0	0	0	0	11	11	0.00	0.500

PITCHER	IP	WLS	BF	H	R	ER	SO	BB	IBB	HBP	BLK	WP	HR	S	P	ERA	WHIP

Batter	1	2	3	4	5	6	7	8	9	AB	R	H	RBI	BB	SO	LOB
Pepe Mangual, R (1, 9) (8, 7) OBP: 0.405, SLG: 0.421	F8		1B		FC6-4 1B		BB			3	1	2	0	1	0	0
Tim Foli, R (1, 6) OBP: 0.300, SLG: 0.294	F2		1B		FC6-4 FC6		S 1B			4	1	2	0	0	0	2
Willie Davis, L (1, 8) OBP: 0.313, SLG: 0.414	5-3		6-3		FC6		S			3	0	0	0	0	0	4
Ron Woods, R (6, 8) OBP: 0.303, SLG: 0.236							1B			1	0	1	2	0	0	0
Bob Bailey, R (1, 7) OBP: 0.397, SLG: 0.435		K		1B		E 1B BB	IBB			2	0	1	0	2	1	0
John Montague, R (8, 1) OBP: 0.250, SLG: 0.100										0	0	0	0	0	0	0
Barry Foote, R (1, 2) OBP: 0.311, SLG: 0.402		6-3		K		K	F9			4	0	0	0	0	2	4
Hal Breeden, R (1, 3) OBP: 0.343, SLG: 0.371		K		F7		E9 G5-4-3 1B		K		3	0	1	0	0	1	1
Mike Jorgensen, L (8, 3) OBP: 0.431, SLG: 0.494										1	0	0	0	0	1	0
Jim Cox, R (1, 4) OBP: 0.290, SLG: 0.305			WP 2B 1B	6-3		G5-4-3		CS 1B		4	1	2	0	0	0	3
Larry Parrish, R (1, 5) OBP: 0.326, SLG: 0.300			F2		4-3		5-3	K		4	0	0	0	0	1	2
Mike Torrez, R (1, 1) OBP: 0.136, SLG: 0.123			CS 2B		FC6-4 1B BB		K			1	0	1	1	1	0	0
Jose Morales, R (7, PH) OBP: 0.296, SLG: 0.538										1	0	0	0	0	1	0
Tony Scott, S (8, 9) OBP: 0.500, SLG: 0.500										0	0	0	0	0	0	0
Inning Stats	R: 0 E: 0 K: 0 S: 3 H: 0 LOB: 0 BB: 0 P: 3	R: 0 E: 0 K: 2 S: 7 H: 0 LOB: 0 BB: 0 P: 7	R: 1 E: 0 K: 0 S: 6 H: 4 LOB: 2 BB: 0 P: 6	R: 0 E: 0 K: 1 S: 6 H: 1 LOB: 1 BB: 0 P: 6	R: 0 E: 0 K: 0 S: 4 H: 1 LOB: 2 BB: 1 P: 8	R: 0 E: 1 K: 1 S: 5 H: 1 LOB: 1 BB: 1 P: 9	R: 2 E: 1 K: 1 S: 7 H: 2 LOB: 2 BB: 2 P: 15	R: 0 E: 0 K: 2 S: 7 H: 1 LOB: 0 BB: 0 P: 7		1B: 9 2B: 1 3B: 0 HR: 0	SF: 0 SAC: 0 DP: 1 HBP: 0						

PITCHER		IP	WLS	BF	H	R	ER	SO	BB	IBB	HBP	BLK	WP	HR	S	P	ERA	WHIP
Jerry Koosman, L ERA: 3.27	(1, 1)	7.0	L	32	9	3	2	5	3	1	0	0	1	0	38	54	2.57	1.714
Bob Miller, R ERA: 3.75	(8, 1)	1.0		3	1	0	0	2	0	0	0	0	0	0	7	7	0.00	1.000

PITCHER	IP	WLS	BF	H	R	ER	SO	BB	IBB	HBP	BLK	WP	HR	S	P	ERA	WHIP

BOTTOM

New York Mets @ Montreal Expos

Jarry Park, Montreal, QB

Mon Sep 16 1974, 7:05 PM EDT

Unknown

livebaseballscorecards.com

AB	31
R	3
H	10
RBI	3
BB	4
SO	7
LOB	16

WP: 1 PB: 0 SB: 2 CS: 2 PA: 35

Batter	1	2	3	4	5	6	7	8	9	AB	R	H	RBI	BB	SO	LOB
Wayne Garrett, L (1, 5) OBP: 0.327, SLG: 0.316	4-3			K	1B 1-3 2-H 3-H			4-3		4	0	1	2	0	1	0
Ken Boswell, L (1, 4) OBP: 0.276, SLG: 0.286	4-3			G3	4-3			K		4	0	0	0	0	1	2
Felix Millan, R (8, 4) OBP: 0.306, SLG: 0.299										0	0	0	0	0	0	0
John Milner, L (1, 3) OBP: 0.336, SLG: 0.420	4-3			F7		K			6-3	4	0	0	0	0	1	0
Rusty Staub, L (1, 9) OBP: 0.355, SLG: 0.421		6-3			HR	5-3			F2	4	1	1	1	0	0	0
Ed Kranepool, L (1, 7) OBP: 0.357, SLG: 0.420		4-3			BB 1B 2B	F9			L6	4	1	1	0	0	0	0
Jim Gosger, L (9, 8) OBP: 0.171, SLG: 0.094										0	0	0	0	0	0	0
Dave Schneck, L (1, 8) (9, 7) OBP: 0.261, SLG: 0.328		F8			F7		F2			3	0	0	0	0	0	1
Ted Martinez, R (1, 6) OBP: 0.253, SLG: 0.319			F7		5-3		K			3	0	0	0	0	1	1
Ron Hodges, L (1, 2) OBP: 0.319, SLG: 0.358			4-3		BB 1B IBB		4-3			2	1	0	0	1	0	0
Randy Sterling, S (1, 1)								F8		1	0	0	0	1	1	0
Tug McGraw, R (6, 1) OBP: 0.200, SLG: 0.154			K		1B 1-2 2-3 BB					1	0	0	0	0	0	0
Inning Stats	R: 0 E: 0 K: 0 S: 3 H: 0 LOB: 0 BB: 0 P: 3	R: 0 E: 0 K: 0 S: 3 H: 0 LOB: 0 BB: 0 P: 3	R: 0 E: 0 K: 1 S: 5 H: 0 LOB: 0 BB: 0 P: 5	R: 0 E: 0 K: 1 S: 5 H: 0 LOB: 0 BB: 0 P: 5	R: 3 E: 0 K: 0 S: 6 H: 3 LOB: 2 BB: 2 P: 14	R: 0 E: 0 K: 1 S: 5 H: 0 LOB: 0 BB: 0 P: 5	R: 0 E: 0 K: 1 S: 5 H: 0 LOB: 0 BB: 0 P: 5	R: 0 E: 0 K: 1 S: 5 H: 0 LOB: 0 BB: 0 P: 5	R: 0 E: 0 K: 0 S: 3 H: 0 LOB: 0 BB: 0 P: 3	1B: 1 2B: 1 3B: 0 HR: 1 SF: 0 SAC: 0 DP: 0 HBP: 0						

TOP

New York Mets @ Montreal Expos

Jarry Park, Montreal, QB

Mon Sep 16 1974, 7:05 PM EDT

Att. 9,166 - Unknown

livebaseballscorecards.com

AB	30
R	3
H	3
RBI	3
BB	2
SO	5
LOB	4

PITCHER		IP	WLS	BF	H	R	ER	SO	BB	IBB	HBP	BLK	WP	HR	S	P	ERA	WHIP
Don Carrithers, R ERA: 2.96	(1, 1)	6.0	L	23	3	3	3	3	1	1	0	0	0	1	27	35	4.50	0.667
Chuck Taylor, R ERA: 2.15	(7, 1)	3.0		9	0	0	0	2	0	0	0	0	0	0	13	13	0.00	0.000

PITCHER	IP	WLS	BF	H	R	ER	SO	BB	IBB	HBP	BLK	WP	HR	S	P	ERA	WHIP

Batter	1	2	3	4	5	6	7	8	9	AB	R	H	RBI	BB	SO	LOB
Larry Lintz, S (1, 4) OBP: 0.338, SLG: 0.288	S S S 0-3 ① K			x 0-0 ① 6-3		x 0-0 ① SH1-3 1-2 2-3		x 0-0 ① 6-3		3	0	0	0	0	1	0
Tim Foli, R (1, 6) OBP: 0.297, SLG: 0.291	x 0-0 ② 1-3			x 0-0 ② 6-3		x 0-0 ② SF9 2-3 3-H		x 0-0 ② 5-3		3	0	0	1	0	0	0
Mike Jorgensen, L (1, 3) OBP: 0.435, SLG: 0.494	B B B B 4-0 CS BB			B B B B 4-0 BB		x 0-0 BB BB 3-H 1B		x 0-0 ③ P4		2	0	1	1	2	0	0
Ken Singleton, S (1, 9) OBP: 0.387, SLG: 0.381 Pepe Mangual, R (9, PR) OBP: 0.405, SLG: 0.421	0-0 ③ CS 1-2	x 0-0 ① 4-3		x 0-0 ③ 4-3		B B B B 4-0 BB 1-2 BB			x 0-0 G4-6-3 1B	3 0	0 0	1 0	0 0	1 0	0 0	1 0
Ron Fairly, L (1, 7) OBP: 0.380, SLG: 0.425		S S S S 0-3 ② K			x 0-0 ① P4	B B B B 4-0 1-2 2-3 BB			x 0-0 ① ② G4-6-3 1-2f	3	0	0	0	1	1	1
Jerry White, S (1, 8) Bob Bailey, R (6, PH) OBP: 0.396, SLG: 0.434 Chuck Taylor, R (7, 1) OBP: 0.364, SLG: 0.400 Barry Foote, R (9, PH) OBP: 0.313, SLG: 0.403 Jim Cox, R (9, PR) OBP: 0.290, SLG: 0.305		x 0-0 ③ 6-3			x 0-0 ② 2-3	S S S 0-3 ③ K			x 0-0 FC6-4 1B	2 1 0 1 0	0 0 0 0 0	0 0 0 1 0	0 0 0 0 0	0 1 0 0 0	0 0 0 0 0	0 3 0 0 0
Gary Carter, R (1, 2)		x 0-0 ① 5-3			x 0-0 ③ F7		x 0-0 ① F3		x 0-0 ③ FC6-4 1-2f	4	0	0	0	0	0	1
Larry Parrish, R (1, 5) OBP: 0.327, SLG: 0.286		x 0-0 ② 5-3				H 1-0 SH1-3 1B SF9 HBP	x 0-0 ② P6			2	1	0	0	0	0	0
Don Carrithers, R (1, 1) OBP: 0.273, SLG: 0.273 Willie Davis, L (6, PH) OBP: 0.314, SLG: 0.415 Tony Scott, S (7, 8) OBP: 0.500, SLG: 0.500 Ron Woods, R (7, PH) OBP: 0.301, SLG: 0.234 (8, 8)		x 0-0 ③ F9				x 0-0 SF9 SH1-3 1-2 1B 1B	x 0-0 ③ P4			1 1 0 1	0 1 0 0	0 1 0 0	0 0 0 0	0 0 0 0	0 0 0 0	0 0 0 0
Inning Stats	R: 0 H: 0 E: 0 LOB: 0 K: 1 BB: 1 S: 4 P: 8	R: 0 H: 0 E: 0 LOB: 0 K: 1 BB: 0 S: 5 P: 5	R: 0 H: 0 E: 0 LOB: 0 K: 0 BB: 0 S: 3 P: 3	R: 0 H: 0 E: 0 LOB: 1 K: 0 BB: 1 S: 3 P: 7	R: 0 H: 0 E: 0 LOB: 0 K: 0 BB: 0 S: 3 P: 3	R: 2 H: 2 E: 0 LOB: 3 K: 1 BB: 2 S: 7 P: 16	R: 0 H: 0 E: 0 LOB: 0 K: 0 BB: 0 S: 3 P: 3	R: 0 H: 0 E: 0 LOB: 0 K: 0 BB: 0 S: 3 P: 3	R: 0 H: 2 E: 0 LOB: 1 K: 0 BB: 0 S: 4 P: 4	1B: 4 SF: 1 2B: 0 SAC: 1 3B: 0 DP: 1 HR: 0 HBP: 1						

PITCHER		IP	WLS	BF	H	R	ER	SO	BB	IBB	HBP	BLK	WP	HR	S	P	ERA	WHIP
Randy Sterling, R ERA: 3.18	(1, 1)	5.2	W	22	2	2	2	2	3	0	1	0	0	0	22	35	3.18	0.882
Tug McGraw, L ERA: 3.73	(6, 1)	3.1	S	12	2	0	0	1	1	0	0	0	0	0	13	17	0.00	0.900

PITCHER	IP	WLS	BF	H	R	ER	SO	BB	IBB	HBP	BLK	WP	HR	S	P	ERA	WHIP

New York Mets @ Montreal Expos

Jarry Park, Montreal, QB

Mon Sep 16 1974, 7:05 PM EDT

Att. 9,166 - Unknown

BOTTOM

livebaseballscorecards.com

AB	27
R	2
H	4
RBI	2
BB	4
SO	3
LOB	6

1B: 4	SF: 1	WP: 0	PA: 35
2B: 0	SAC: 1	PB: 0	
3B: 0	DP: 1	SB: 0	
HR: 0	HBP: 1	CS: 1	

Batter	1	2	3	4	5	6	7	8	9	AB	R	H	RBI	BB	SO	LOB
Wayne Garrett, L (1, 5) OBP: 0.327, SLG: 0.314	B B B B 4-0 E 1B 1B BB		x 0-0 ② 3-1			x 0-0 E8 FC5-4			S S S 0-3 ① K	3	1	0	0	1	1	0
Felix Millan, R (1, 4) OBP: 0.307, SLG: 0.300	x 0-0 E4 1-3 1B 1B		x 0-0 ③ 5-3			x 0-0 ② FC5-4 1-2f			x 0-0 G4-6-3 1B	4	1	2	0	0	0	1
John Milner, L (1, 3) OBP: 0.335, SLG: 0.419	x 0-0 G6-4-3 2-H 3-H 1B			S S S 0-3 ① K		x 0-0 ③ L3			x 0-0 ② ③ G4-6-3 1-2f	4	0	1	2	0	1	2
Rusty Staub, L (1, 9) OBP: 0.353, SLG: 0.418	x 0-0 ① ② G6-4-3 1-2f			S S S 0-3 ② K			x 0-0 ① 1-3			3	0	0	0	0	1	1
Ed Kranepool, L (1, 7) OBP: 0.352, SLG: 0.413	S S S 0-3 ③ K			S S S 0-3 ③ K			x 0-0 ② F8			3	0	0	0	0	2	0
Dave Schneck, L (1, 8) OBP: 0.258, SLG: 0.324		S S S 0-3 ① K			S S S 0-3 ① K		x 0-0 ③ G3			3	0	0	0	0	2	0
Ted Martinez, R (1, 6) OBP: 0.251, SLG: 0.316		x 0-0 ② F7			S S S 0-3 ② K			x 0-0 ① 6-3		3	0	0	0	0	1	0
Ron Hodges, L (1, 2) OBP: 0.313, SLG: 0.349		S S S 0-3 ③ K			x 0-0 ③ F5			x 0-0 ② G3		3	0	0	0	0	1	0
Jon Matlack, L (1, 1) OBP: 0.152, SLG: 0.096			x 0-0 ① 6-3			S S S 0-3 ① K		x 0-0 ③ 4-3		2	0	0	0	0	1	0
Brock Pemberton, S (8, PH) OBP: 0.133, SLG: 0.133										1	0	0	0	0	0	0
Jerry Cram, R (8, 1) OBP: 0.333, SLG: 0.333										0	0	0	0	0	0	0
Inning Stats	R: 2 E: 1 K: 1 S: 6 H: 2 LOB: 0 BB: 1 P: 10	R: 0 E: 0 K: 2 S: 7 H: 0 LOB: 0 BB: 0 P: 7	R: 0 E: 0 K: 0 S: 3 H: 0 LOB: 0 BB: 0 P: 3	R: 0 E: 0 K: 3 S: 9 H: 0 LOB: 0 BB: 0 P: 9	R: 0 E: 0 K: 2 S: 7 H: 0 LOB: 0 BB: 0 P: 7	R: 0 E: 1 K: 1 S: 6 H: 0 LOB: 1 BB: 0 P: 6	R: 0 E: 0 K: 0 S: 3 H: 0 LOB: 0 BB: 0 P: 3	R: 0 E: 0 K: 0 S: 3 H: 0 LOB: 0 BB: 0 P: 3	R: 0 E: 0 K: 1 S: 5 H: 1 LOB: 0 BB: 0 P: 5	1B: 3 2B: 0 3B: 0 HR: 0 SF: 0 SAC: 0 DP: 2 HBP: 0						

PITCHER		IP	WLS	BF	H	R	ER	SO	BB	IBB	HBP	BLK	WP	HR	S	P	ERA	WHIP
Steve Rogers, R ERA: 4.53	(1, 1)	7.0	W	24	2	2	1	9	1	0	0	0	0	0	41	45	1.29	0.429
Dale Murray, R ERA: 1.39	(8, 1)	2.0	S	6	1	0	0	1	0	0	0	0	0	0	8	8	0.00	0.500

PITCHER	IP	WLS	BF	H	R	ER	SO	BB	IBB	HBP	BLK	WP	HR	S	P	ERA	WHIP

TOP

New York Mets @ Montreal Expos

Jarry Park, Montreal, QB

Wed Sep 18 1974, 7:05 PM EDT

Unknown

livebaseballscorecards.com

AB	29
R	2
H	3
RBI	2
BB	1
SO	10
LOB	4

WP: 0 PB: 0 SB: 0 CS: 0 PA: 30

New York Mets @ Montreal Expos

Jarry Park, Montreal, QB

Wed Sep 18 1974, 7:05 PM EDT

Unknown

livebaseballscorecards.com

BOTTOM

Batter	1	2	3	4	5	6	7	8	9	AB	R	H	RBI	BB	SO	LOB
Pepe Mangual, R (1, 9) (8, 7) OBP: 0.426, SLG: 0.429	BBBB 4-0 G6-4-3 BB		x 0-0 1B S 1B		x 0-0 ② F8		x 0-0 FC4-6 1B 1-3 3-H 1B	SSS 0-3 ③ K		4	0	2	1	1	1	2
Tim Foli, R (1, 6) OBP: 0.299, SLG: 0.294	x 0-0 ①② G6-4-3 1-2f		x 0-0 1-3 1B		x 0-0 ③ 6-3		x 0-0 FC4-6 1-2 3-H 1B			4	0	2	1	0	0	1
Willie Davis, L (1, 8) OBP: 0.316, SLG: 0.416	x 0-0 1B		x 0-0 ③ F8			x 0-0 S 2B 1B	x 0-0 ② FC4-6 BB 1-2f 2-3			4	0	2	0	0	0	4
Bob Bailey, R (1, 7) OBP: 0.399, SLG: 0.442 Dale Murray, R (8, 1)	x 0-0 ③ P6			x 0-0 1B 3B		x 0-0 ① BBBB 1-H 2B	4-0 1-2 BB			3 0	1 0	2 0	0 0	1 0	0 0	1 0
Barry Foote, R (1, 2) OBP: 0.312, SLG: 0.402		x 0-0 ① F8		x 0-0 FC5-4 3-H 1B		SSS 0-3 ② K	x 0-0 ③ P3			4	0	1	1	0	1	4
Hal Breeden, R (1, 3) OBP: 0.338, SLG: 0.365 Tony Scott, S (8, 9) OBP: 0.667, SLG: 0.667		SSS 0-3 ② K		x 0-0 ① FC5-4 1-2f		x 0-0 ③ 6-3		x 0-0 B1-5-4 1B 1B		3 1	0 0	0 1	0 0	0 0	1 0	2 0
Jim Cox, R (1, 4) OBP: 0.293, SLG: 0.305		x 0-0 ③ 4-3		x 0-0 ② F8			BBBB 4-0 1B SH3-4 1B BB	x 0-0 B1-5-4 1-2 1B		3	1	1	0	1	0	1
Larry Parrish, R (1, 5) OBP: 0.308, SLG: 0.267 Pepe Frias, R (9, 5) OBP: 0.261, SLG: 0.262			x 0-0 ① 5-3	SSS 0-3 ③ K			x 0-0 ① SH3-4 1-2	x 0-0 ①② B1-5-4 1-2 2-3f		3 0	0 0	0 0	0 0	0 0	1 0	3 0
Steve Rogers, R (1, 1) OBP: 0.229, SLG: 0.147 Gary Carter, R (7, PH) OBP: 0.200, SLG: 0.200 Larry Lintz, S (7, PR) OBP: 0.338, SLG: 0.288 Mike Jorgensen, L (8, 3) OBP: 0.437, SLG: 0.494			SSS 0-3 ② K		x 0-0 ① 4-3		x 0-0 1B 1B 2-3 1B	4-0 IBB		2 1 0 0	0 0 1 0	0 1 0 0	0 0 0 0	0 0 0 1	1 0 0 0	0 0 0 0
Inning Stats	R: 0 E: 0 K: 0 S: 3 H: 1 LOB: 1 BB: 1 P: 7	R: 0 E: 0 K: 1 S: 5 H: 0 LOB: 0 BB: 0 P: 5	R: 0 E: 0 K: 1 S: 7 H: 2 LOB: 2 BB: 0 P: 7	R: 1 E: 0 K: 1 S: 7 H: 2 LOB: 1 BB: 0 P: 7	R: 0 E: 0 K: 0 S: 3 H: 0 LOB: 0 BB: 0 P: 3	R: 0 E: 0 K: 1 S: 6 H: 2 LOB: 1 BB: 0 P: 6	R: 2 E: 0 K: 0 S: 6 H: 3 LOB: 3 BB: 2 P: 14	R: 0 E: 0 K: 1 S: 6 H: 2 LOB: 2 BB: 1 P: 10		1B: 10 2B: 1 3B: 1 HR: 0	SF: 0 SAC: 1 DP: 2 HBP: 0					

	AB	32
	R	3
	H	12
	RBI	3
	BB	4
	SO	5
	LOB	18

WP: 0 PB: 0 SB: 2 CS: 0 PA: 37

PITCHER		IP	WLS	BF	H	R	ER	SO	BB	IBB	HBP	BLK	WP	HR	S	P	ERA	WHIP
Jon Matlack, L ERA: 2.57	(1, 1)	7.0	L	32	10	3	3	4	3	0	0	0	0	0	37	49	3.86	1.857
Jerry Cram, R ERA: 1.5	(8, 1)	1.0		5	2	0	0	1	0	1	0	0	0	0	6	10	0.00	2.000

PITCHER	IP	WLS	BF	H	R	ER	SO	BB	IBB	HBP	BLK	WP	HR	S	P	ERA	WHIP

Batter	1	2	3	4	5	6	7	8	9	AB	R	H	RBI	BB	SO	LOB
Wayne Garrett, L (1, 5) OBP: 0.329, SLG: 0.315	BBBB 4-0 FC4-6 BB BB		x 0-0 FC6 1B			x 0-0 ① SH2-4 1-2		x 0-0 ① F7		2	0	1	0	1	0	0
Rich Puig, L (1, 4)	BBBBB 4-0 FC4-6 1-2 BB		x 0-0 ③ FC6 1-2f			x 0-0 ② F7		x 0-0 ② 3-1		3	0	0	0	1	0	2
John Milner, L (1, 3) OBP: 0.335, SLG: 0.416	x 0-0 ① FC4-6 G6-4-3 1-2f 2-3			x 0-0 ① P6		BBBB 4-0 BB		x 0-0 ③ 4-3		3	0	0	0	1	0	2
Rusty Staub, L (1, 9) OBP: 0.351, SLG: 0.415	x 0-0 ②③ G6-4-3 1-2f			x 0-0 ② 4-3		x 0-0 ③ G3			x 0-0 ① F7	4	0	0	0	0	0	4
Ed Kranepool, L (1, 7) OBP: 0.350, SLG: 0.410		SSS 0-3 ① K		x 0-0 ③ P6			x 0-0 1B 1B		x 0-0 ② 6-3	4	0	1	0	0	1	0
Dave Schneck, L (1, 8) OBP: 0.254, SLG: 0.319		x 0-0 ② 6-3			x 0-0 ① F7		SSS 0-3 ① K		x 0-0 ③ F8	4	0	0	0	0	1	1
Ted Martinez, R (1, 6) OBP: 0.248, SLG: 0.313		x 0-0 ③ P5			x 0-0 ② 5-3		x 0-0 ② F8			3	0	0	0	0	0	1
Duffy Dyer, R (1, 2) OBP: 0.344, SLG: 0.243			x 0-0 B1-6-4 1B		x 0-0 ③ 5-3		x 0-0 1-2 1B			3	0	2	0	0	0	0
Tom Seaver, R (1, 1) OBP: 0.203, SLG: 0.092 Bob Apodaca, R (6, 1) OBP: 0.200, SLG: 0.227 Ron Hodges, L (7, PH) OBP: 0.311, SLG: 0.346 Harry Parker, R (7, 1)			x 0-0 ①② B1-6-4 1-2f			BBBB 4-0 SH2-4 BB	x 0-0 ③ F8			1 0 1 0	0 0 0 0	0 0 0 0	0 0 0 0	1 0 0 0	0 0 0 0	1 0 2 0
Inning Stats	R: 0 E: 0 K: 0 S: 2 H: 0 LOB: 1 BB: 2 P: 10	R: 0 E: 0 K: 1 S: 5 H: 0 LOB: 0 BB: 0 P: 5	R: 0 E: 0 K: 0 S: 4 H: 2 LOB: 1 BB: 0 P: 4	R: 0 E: 0 K: 0 S: 3 H: 0 LOB: 0 BB: 0 P: 3	R: 0 E: 0 K: 0 S: 3 H: 0 LOB: 0 BB: 0 P: 3	R: 0 E: 0 K: 0 S: 3 H: 0 LOB: 2 BB: 2 P: 11	R: 0 E: 0 K: 1 S: 7 H: 2 LOB: 2 BB: 0 P: 7	R: 0 E: 0 K: 0 S: 3 H: 0 LOB: 0 BB: 0 P: 3	R: 0 E: 0 K: 0 S: 3 H: 0 LOB: 0 BB: 0 P: 3	1B: 4 2B: 0 3B: 0 HR: 0	SF: 0 SAC: 1 DP: 2 HBP: 0						

PITCHER		IP	WLS	BF	H	R	ER	SO	BB	IBB	HBP	BLK	WP	HR	S	P	ERA	WHIP
Dennis Blair, R ERA: 3.28	(1, 1)	6.2	W	26	4	0	0	2	4	0	0	0	0	0	26	42	0.00	1.200
Dale Murray, R ERA: 1.33	(7, 1)	2.1	S	7	0	0	0	0	0	0	0	0	0	0	7	7	0.00	0.000

PITCHER		IP	WLS	BF	H	R	ER	SO	BB	IBB	HBP	BLK	WP	HR	S	P	ERA	WHIP

TOP

New York Mets @ Montreal Expos

Jarry Park, Montreal, QB

Wed Sep 18 1974, 7:05 PM EDT

Att. 9,288 - Unknown

livebaseballscorecards.com

AB	28
R	0
H	4
RBI	0
BB	4
SO	2
LOB	13

New York Mets @ Montreal Expos

Jarry Park, Montreal, QB

Wed Sep 18 1974, 7:05 PM EDT

Att. 9,288 - Unknown

BOTTOM

Batter	1	2	3	4	5	6	7	8	9	AB	R	H	RBI	BB	SO	LOB
Larry Lintz, S (1, 4) OBP: 0.338, SLG: 0.288	SSS 0-3 K ①		x 0-0 F7 ③ 1-2			x 0-0 4-3 1B 2-3 1B ②	x 0-0 SH5-3 ② 1-2			3	1	1	0	0	1	1
Tim Foli, R (1, 6) OBP: 0.299, SLG: 0.293	x 0-0 4-3 ②			x 0-0 2-3 ①		x 0-0 4-3 ② 1-2 3-H	x 0-0 2-H 1B			4	0	1	2	0	0	1
Willie Davis, L (1, 8) OBP: 0.315, SLG: 0.415	SSS 0-3 K ③			SSS 0-3 K ②		x 0-0 S 1B 2-H 1B	x 0-0 F8 ③			4	1	1	1	0	2	1
Mike Jorgensen, L (1, 3) OBP: 0.438, SLG: 0.492		SSS 0-3 K ①		x 0-0 4-3 ③		BBBB 4-0 1B BB 1-2		x 0-0 F8 3-1 1B		3	0	1	0	1	1	0
Ken Singleton, S (1, 9) OBP: 0.386, SLG: 0.380		x 0-0 5-3 ②			x 0-0 F7 ①	x 0-0 BB 1B 1-3 2-H		x 0-0 3-1 ① 1-2		4	0	1	1	0	0	1
Bob Bailey, R (1, 5) OBP: 0.398, SLG: 0.439 Pepe Frias, R (9, 5) OBP: 0.261, SLG: 0.262		x 0-0 L6 ③			SSS 0-3 K ②	BBBB 4-0 1-2 BB		x 0-0 F8 ② 2-3		3 0	0 0	0 0	0 0	1 0	1 0	1 0
Tony Scott, S (1, 7) OBP: 0.333, SLG: 0.333 Dale Murray, R (7, 1)			SSS 0-3 K ①		SSS 0-3 K ③	x 0-0 3-1 ③		x 0-0 5-3 ③		3 1	0 0	0 0	0 0	0 0	2 0	3 1
Gary Carter, R (1, 2) OBP: 0.375, SLG: 0.286			BBBB 4-0 S BB			x 0-0 1B SH3-4 4-3 1B	SSS 0-3 K ①			2	1	1	0	1	1	0
Dennis Blair, R (1, 1) OBP: 0.170, SLG: 0.143 Pepe Mangual, R (7, 7) OBP: 0.438, SLG: 0.442			SSS 0-3 K ②			x 0-0 SH3-4 ① 1-2	x 0-0 SH5-3 1B 1B			1 1	0 1	0 1	0 0	0 0	1 0	1 0
Inning Stats	R: 0 E: 0 K: 2 S: 7 H: 0 LOB: 0 BB: 0 P: 7	R: 0 E: 0 K: 1 S: 5 H: 0 LOB: 0 BB: 0 P: 5	R: 0 E: 0 K: 2 S: 7 H: 0 LOB: 1 BB: 1 P: 11	R: 0 E: 0 K: 1 S: 5 H: 0 LOB: 0 BB: 0 P: 5	R: 0 E: 0 K: 2 S: 7 H: 0 LOB: 0 BB: 0 P: 7	R: 3 E: 0 K: 0 S: 7 H: 4 LOB: 3 BB: 2 P: 15	R: 1 E: 0 K: 1 S: 7 H: 2 LOB: 1 BB: 0 P: 7	R: 0 E: 0 K: 0 S: 4 H: 1 LOB: 1 BB: 0 P: 4		1B: 7 2B: 0 3B: 0 HR: 0	SF: 0 SAC: 2 DP: 0 HBP: 0			WP: 0 PB: 0 SB: 2 CS: 0	PA: 34		

livebaseballscorecards.com

AB	29
R	4
H	7
RBI	4
BB	3
SO	9
LOB	10

PITCHER		IP	WLS	BF	H	R	ER	SO	BB	IBB	HBP	BLK	WP	HR	S	P	ERA	WHIP
Tom Seaver, R ERA: 3.18	(1, 1)	5.2	L	22	3	3	3	8	2	0	0	0	0	0	36	44	4.76	0.882
Bob Apodaca, R ERA: 3.86	(6, 1)	0.1		3	1	0	0	0	1	0	0	0	0	0	2	6	0.00	6.000
Harry Parker, R ERA: 3.69	(7, 1)	2.0		9	3	1	1	1	0	0	0	0	0	0	11	11	4.50	1.500

PITCHER	IP	WLS	BF	H	R	ER	SO	BB	IBB	HBP	BLK	WP	HR	S	P	ERA	WHIP

New York Mets @ Pittsburgh Pirates

Three Rivers Stadium, Pittsburgh, PA

Fri Sep 20 1974, 7:05 PM EDT

Att. 11,683 - Unknown

TOP

Batter	1	2	3	4	5	6	7	8	9	AB	R	H	RBI	BB	SO	LOB
Don Hahn, R (1, 8) OBP: 0.334, SLG: 0.340	E5	P5			G6-4-3 1-2f		1-3		4-3	5	1	0	0	0	0	1
Felix Millan, R (1, 4) OBP: 0.310, SLG: 0.305	F9 1-H 1B 2B		P6		BB 1B		1B 1B		4-3	5	2	3	1	0	0	0
Rusty Staub, L (1, 9) OBP: 0.353, SLG: 0.414	F9 2-3		BBBB FC6-4 BB		BBBB 1-2 BB		1B 1-2 1B		S S S K	3	0	1	0	2	1	1
Cleon Jones, R (1, 7) OBP: 0.341, SLG: 0.423	1B 3-H 1B		FC6-4 1-2f		F8		1-2 2-H 1B			4	0	2	2	0	0	3
John Milner, L (1, 3) OBP: 0.336, SLG: 0.415	1-2 1B		F4			BBBB 4-3 BB	L4			3	0	1	0	1	0	3
Duffy Dyer, R (1, 2) OBP: 0.333, SLG: 0.234	S S S K			6-3		4-3 1-2		6-3		4	0	0	0	0	1	3
Ted Martinez, R (1, 6) OBP: 0.245, SLG: 0.308	S S S K			4-3		P6		G3		4	0	0	0	0	1	3
Wayne Garrett, L (1, 5) OBP: 0.328, SLG: 0.315		G3		S S S K		6-3		1B		4	0	1	0	0	1	1
Ray Sadecki, L (1, 1) OBP: 0.286, SLG: 0.259		P1			G6-4-3 1B		F3	4-3		4	0	1	0	0	0	1
Tug McGraw, R (9, 1) OBP: 0.200, SLG: 0.154										0	0	0	0	0	0	0
Harry Parker, R (9, 1)										0	0	0	0	0	0	0
Inning Stats	R: 2 E: 1 K: 2 S: 11 H: 3 LOB: 2 BB: 0 P: 11	R: 0 E: 0 K: 0 S: 3 H: 0 LOB: 0 BB: 0 P: 3	R: 0 E: 0 K: 0 S: 3 H: 0 LOB: 1 BB: 1 P: 7	R: 0 E: 0 K: 1 S: 5 H: 0 LOB: 0 BB: 0 P: 5	R: 0 E: 0 K: 0 S: 4 H: 2 LOB: 2 BB: 1 P: 8	R: 0 E: 0 K: 0 S: 3 H: 0 LOB: 1 BB: 1 P: 7	R: 1 E: 0 K: 0 S: 6 H: 3 LOB: 2 BB: 0 P: 6	R: 0 E: 0 K: 0 S: 4 H: 1 LOB: 1 BB: 0 P: 4	R: 0 E: 0 K: 1 S: 5 H: 0 LOB: 0 BB: 0 P: 5	1B: 8 2B: 1 3B: 0 HR: 0 SF: 0 SAC: 0 DP: 1 HBP: 0						

livebaseballscorecards.com

	AB	36
	R	3
	H	9
	RBI	3
	BB	3
	SO	4
	LOB	16

WP: 0 PB: 0 SB: 0 CS: 0 PA: 39

PITCHER	IP	WLS	BF	H	R	ER	SO	BB	IBB	HBP	BLK	WP	HR	S	P	ERA	WHIP
Ken Brett, L (1, 1) ERA: 2.93	7.0		32	8	3	2	3	3	0	0	0	0	0	35	47	2.57	1.571
Ramon Hernandez, L (8, 1) ERA: 2.77	2.0	W	7	1	0	0	1	0	0	0	0	0	0	9	9	0.00	0.500

PITCHER	IP	WLS	BF	H	R	ER	SO	BB	IBB	HBP	BLK	WP	HR	S	P	ERA	WHIP

New York Mets @ Pittsburgh Pirates

Three Rivers Stadium, Pittsburgh, PA

Fri Sep 20 1974, 7:05 PM EDT

Att. 11,683 - Unknown

BOTTOM

Batter	1	2	3	4	5	6	7	8	9	AB	R	H	RBI	BB	SO	LOB
Rennie Stennett, R (1, 4) OBP: 0.315, SLG: 0.371	L7		F9		F9		F3		FC6 PB G3 1B 1-3 3-H	5	1	1	1	0	0	3
Manny Sanguillen, R (1, 2) OBP: 0.300, SLG: 0.362	F7		F2			K	F8		FC6 G3 IBB 1-3 3-H	5	0	0	1	0	1	3
Al Oliver, L (1, 8) OBP: 0.355, SLG: 0.463	F7			L6		2B HBP		3-1	G3 IBB 1-2	3	0	0	0	1	0	0
Willie Stargell, L (1, 7) OBP: 0.406, SLG: 0.550		K		K		F8		4-3	G3 1-2 2-3 3-H	5	0	0	1	0	2	3
Richie Zisk, R (1, 9) OBP: 0.388, SLG: 0.483		BB		1B		1-3 2B		E1		3	0	2	0	1	0	0
Bob Robertson, R (1, 3) OBP: 0.325, SLG: 0.477		F7		K		P4		5-3		4	0	0	0	0	1	5
Richie Hebner, L (1, 5) OBP: 0.373, SLG: 0.467 Art Howe, R (2, 5) OBP: 0.347, SLG: 0.400		F8			BB		FC6-4 1B		1B WP 1B BB	0 2	0 1	0 1	0 0	0 2	0 0	0 1
Frank Taveras, R (1, 6) OBP: 0.301, SLG: 0.276 Gene Clines, R (7, PH) OBP: 0.303, SLG: 0.247 Mario Mendoza, R (8, 6) OBP: 0.269, SLG: 0.263 Dave Parker, L (9, PH) OBP: 0.336, SLG: 0.431		FC4-6 1B		P4		FC6-4 1-2f 2B			K 1-2	2 1 0 1	0 1 0 0	1 1 0 1	0 0 0 0	0 0 0 1	0 0 0 1	1 1 0 1
Ken Brett, L (1, 1) OBP: 0.330, SLG: 0.442 Ken Macha, R (7, PH) OBP: 0.667, SLG: 1.000 Miguel Dilone, S (7, PR) Ramon Hernandez, S (8, 1) OBP: 0.500, SLG: 0.667 Paul Popovich, S (9, PH) OBP: 0.253, SLG: 0.237		FC4-6 1-2f		F9			1-H 2B		1B FC6 2-3 1B	2 1 0 0 1	0 0 0 0 1	0 1 0 0 1	0 1 0 0 0	0 0 0 0 0	0 0 0 0 0	2 0 0 0 0
Inning Stats	R: 0 E: 0 K: 0 S: 3 H: 0 LOB: 0 BB: 0 P: 3	R: 0 E: 0 K: 1 S: 5 H: 0 LOB: 1 BB: 1 P: 9	R: 0 E: 0 K: 0 S: 4 H: 1 LOB: 1 BB: 0 P: 4	R: 0 E: 0 K: 2 S: 8 H: 1 LOB: 1 BB: 0 P: 8	R: 0 E: 0 K: 0 S: 3 H: 0 LOB: 1 BB: 1 P: 7	R: 0 E: 0 K: 1 S: 6 H: 1 LOB: 2 BB: 0 P: 7	R: 1 E: 0 K: 0 S: 5 H: 2 LOB: 1 BB: 0 P: 5	R: 0 E: 1 K: 0 S: 4 H: 0 LOB: 1 BB: 0 P: 4	R: 3 E: 0 K: 1 S: 7 H: 2 LOB: 3 BB: 2 P: 15	1B: 5 2B: 2 3B: 0 HR: 0	SF: 0 SAC: 0 DP: 0 HBP: 1						

livebaseballscorecards.com

AB	35
R	4
H	7
RBI	4
BB	4
SO	5
LOB	20

WP: 1 PB: 1 SB: 0 CS: 0 PA: 40

PITCHER		IP	WLS	BF	H	R	ER	SO	BB	IBB	HBP	BLK	WP	HR	S	P	ERA	WHIP
Ray Sadecki, L ERA: 3.41	(1, 1)	8.0		34	5	2	2	4	3	0	1	0	0	0	38	51	2.25	1.000
Tug McGraw, L ERA: 3.83	(9, 1)	0.1	L	3	2	0	0	1	0	0	0	0	1	0	5	5	0.00	6.000
Harry Parker, R ERA: 3.69	(9, 1)	0.1		3	0	2	1	0	0	1	0	0	0	0	2	6	27.00	0.000

PITCHER		IP	WLS	BF	H	R	ER	SO	BB	IBB	HBP	BLK	WP	HR	S	P	ERA	WHIP

New York Mets @ Pittsburgh Pirates

Three Rivers Stadium, Pittsburgh, PA

Sat Sep 21 1974, 3:33 AM EDT

Att. 7,160 - Unknown

TOP

livebaseballscorecards.com

Batter	1	2	3	4	5	6	7	8	9	AB	R	H	RBI	BB	SO	LOB
Don Hahn, R (1, 8) OBP: 0.329, SLG: 0.334	6-3		FC1-4 (FC6-4) 1-2f			F8	P4		FC6-5 2-3	5	0	0	0	0	0	4
Felix Millan, R (1, 4) OBP: 0.310, SLG: 0.304	E5 (FC3-6)		FC6-4 1-2f			FC6-4 1-2f		BBBB FC4-6 BB		3	0	0	0	1	0	2
Rusty Staub, L (1, 9) OBP: 0.351, SLG: 0.411	FC3-6 (FC5-4) 1-2f			P6		4-3		FC4-6 1-2f		4	0	0	0	0	0	3
Cleon Jones, R (1, 7) OBP: 0.340, SLG: 0.423	FC5-4 1-2f			F9			HR 2B	L9		4	1	1	0	0	0	2
John Milner, L (1, 3) OBP: 0.333, SLG: 0.412		G3		L8			F2	F9		4	0	0	0	0	0	2
Duffy Dyer, R (1, 2) OBP: 0.323, SLG: 0.225		F4			F8		E6 HR		P3	4	1	0	0	0	0	1
Ted Martinez, R (1, 6) OBP: 0.245, SLG: 0.307		P4			F4		P4		2B 1B	4	1	1	0	0	0	2
Wayne Garrett, L (1, 5) OBP: 0.328, SLG: 0.320			SSS K		SSS K		1-H 2-H HR		F8	4	1	1	3	0	2	1
Jerry Koosman, R (1, 1) OBP: 0.244, SLG: 0.229			FC1-4 1B			FC6-4 1B	BBBB BB		FC6-5 1-H 2B	3	0	3	1	1	0	0

	AB	35
	R	4
	H	6
	RBI	4
	BB	2
	SO	2
	LOB	17

Inning Stats	1	2	3	4	5	6	7	8	9	1B: 3	SF: 0	WP: 0	PA: 37
	R: 0 E: 1 K: 0 S: 4 H: 0 LOB: 1 BB: 0 P: 4	R: 0 E: 0 K: 0 S: 3 H: 0 LOB: 0 BB: 0 P: 3	R: 0 E: 0 K: 1 S: 6 H: 1 LOB: 1 BB: 0 P: 6	R: 0 E: 0 K: 0 S: 3 H: 0 LOB: 0 BB: 0 P: 3	R: 0 E: 0 K: 1 S: 5 H: 0 LOB: 0 BB: 0 P: 5	R: 0 E: 0 K: 0 S: 4 H: 1 LOB: 1 BB: 0 P: 4	R: 3 E: 1 K: 0 S: 6 H: 2 LOB: 1 BB: 1 P: 10	R: 0 E: 0 K: 0 S: 3 H: 0 LOB: 1 BB: 1 P: 7	R: 1 E: 0 K: 0 S: 5 H: 2 LOB: 1 BB: 0 P: 5	2B: 2 3B: 0 HR: 1	SAC: 0 DP: 0 HBP: 0	PB: 0 SB: 0 CS: 0	

PITCHER		IP	WLS	BF	H	R	ER	SO	BB	IBB	HBP	BLK	WP	HR	S	P	ERA	WHIP
Juan Pizarro, L ERA: 1.69	(1, 1)	8.0	L	32	4	3	0	2	2	0	0	0	0	1	34	42	0.00	0.750
Dave Giusti, R ERA: 3.61	(9, 1)	1.0		5	2	1	1	0	0	0	0	0	0	0	5	5	9.00	2.000

PITCHER	IP	WLS	BF	H	R	ER	SO	BB	IBB	HBP	BLK	WP	HR	S	P	ERA	WHIP

New York Mets @ Pittsburgh Pirates

Three Rivers Stadium, Pittsburgh, PA

Sat Sep 21 1974, 3:33 AM EDT

Att. 7,160 - Unknown

BOTTOM

Batter	1	2	3	4	5	6	7	8	9	AB	R	H	RBI	BB	SO	LOB
Rennie Stennett, R (1, 4) OBP: 0.316, SLG: 0.371	L8		BBBB 4-0 1-2 BB		F9			1B 1B 1B		3	1	1	0	1	0	1
Manny Sanguillen, R (1, 2) OBP: 0.299, SLG: 0.362	5-3		F7			4-3		1B 1-2 1B		4	0	1	0	0	0	2
Al Oliver, L (1, 8) OBP: 0.354, SLG: 0.461	1-3			4-3		4-3		1-3 2-H 1B		4	0	1	1	0	0	0
Willie Stargell, L (1, 7) OBP: 0.403, SLG: 0.545		L7		SSS K		SSS K		P5		4	0	0	0	0	2	2
Richie Zisk, R (1, 9) OBP: 0.385, SLG: 0.479		SSS K		F9			6-3		F8	4	0	0	0	0	1	0
Bob Robertson, R (1, 3) OBP: 0.324, SLG: 0.486		F8			HR		F3		SSS K	4	1	1	1	0	1	0
Art Howe, R (1, 5) OBP: 0.329, SLG: 0.377			SSS K		SSS K		SSS K		SSS K	4	0	0	0	0	4	0
Frank Taveras, R (1, 6) OBP: 0.305, SLG: 0.280			FC1-6 1B		1B			F9		3	0	2	0	0	0	0
Juan Pizarro, L (1, 1) Gene Clines, R (8, PH) OBP: 0.302, SLG: 0.246 Dave Giusti, R (9, 1) OBP: 0.200, SLG: 0.111			FC1-6 BB 1-2f		SSS K			L6-3		2 1 0	0 0 0	0 0 0	0 0 0	0 0 0	1 0 0	2 0 0
Inning Stats	R: 0 E: 0 K: 0 S: 3 H: 0 LOB: 0 BB: 0 P: 3	R: 0 E: 0 K: 1 S: 5 H: 0 LOB: 0 BB: 0 P: 5	R: 0 E: 0 K: 1 S: 6 H: 1 LOB: 2 BB: 1 P: 10	R: 0 E: 0 K: 1 S: 5 H: 0 LOB: 0 BB: 0 P: 5	R: 1 E: 0 K: 2 S: 9 H: 2 LOB: 1 BB: 0 P: 9	R: 0 E: 0 K: 1 S: 5 H: 0 LOB: 0 BB: 0 P: 5	R: 0 E: 0 K: 1 S: 5 H: 0 LOB: 0 BB: 0 P: 5	R: 1 E: 0 K: 0 S: 6 H: 3 LOB: 2 BB: 0 P: 6	R: 0 E: 0 K: 2 S: 7 H: 0 LOB: 0 BB: 0 P: 7	1B: 5 2B: 0 3B: 0 HR: 1	SF: 0 SAC: 0 DP: 0 HBP: 0						

livebaseballscorecards.com

AB	33
R	2
H	6
RBI	2
BB	1
SO	9
LOB	7

WP: 0 PB: 0 SB: 0 CS: 0 PA: 34

PITCHER	IP	WLS	BF	H	R	ER	SO	BB	IBB	HBP	BLK	WP	HR	S	P	ERA	WHIP
Jerry Koosman, L (1, 1) ERA: 3.22	9.0	W	34	6	2	2	9	1	0	0	0	0	1	51	55	2.00	0.778

PITCHER	IP	WLS	BF	H	R	ER	SO	BB	IBB	HBP	BLK	WP	HR	S	P	ERA	WHIP

Batter	1	2	3	4	5	6	7	8	9	AB	R	H	RBI	BB	SO	LOB
Don Hahn, R (1, 8) OBP: 0.324, SLG: 0.329	5-3	4-3			F7		4-3 2-3	G4-3 1-2f		5	0	0	0	0	0	5
Felix Millan, R (1, 4) OBP: 0.316, SLG: 0.308	WP 2B 1B		G5-4-3 1B		BBBB 4-0 BB		H 1-0 HBP		1B	3	1	3	0	1	0	0
Rusty Staub, L (1, 9) OBP: 0.349, SLG: 0.408	BBBB 4-0 2B 1-2 BB		G5-4-3 1-2f		1-3		F7		F8	4	0	0	0	1	0	5
Cleon Jones, R (1, 7) OBP: 0.341, SLG: 0.421 Jim Gosger, L (8, PR) OBP: 0.167, SLG: 0.091 (8, 7)	SSS 0-3 K		BBBB 4-0 BB			0-0 1-6-3		BBBB 4-0 1B 1B 1B BB	F8	2 1	0 1	0 0	0 0	2 0	1 0	2 1
John Milner, L (1, 3) OBP: 0.332, SLG: 0.412	0-0 1-3 2-H 2B		SSS 0-3 K			4-3		F9	6-3	5	0	1	1	0	1	3
Duffy Dyer, R (1, 2) OBP: 0.321, SLG: 0.226	P6			5-3		F9		1B 1B 1-2 1B		4	1	1	0	0	0	2
Ted Martinez, R (1, 6) OBP: 0.245, SLG: 0.307		P4		F9			4-3	1B 1B 1-2 2-3 1B		4	0	1	0	0	0	0
Wayne Garrett, L (1, 5) OBP: 0.330, SLG: 0.327		BBBB 4-0 SH5-4 BB		F9			SH 3B	1B 1-2 2-3 3-H 1B		3	1	2	1	1	0	0
Jon Matlack, L (1, 1) OBP: 0.160, SLG: 0.107		SH5-4 1-2			F8		SH 4-3 3-H	G4-3 1-2 2-3 3-H 1B		2	0	1	2	0	0	0
Inning Stats	R: 1 E: 0 K: 1 S: 7 H: 2 LOB: 2 BB: 1 P: 11	R: 0 E: 0 K: 0 S: 3 H: 0 LOB: 1 BB: 1 P: 7	R: 0 E: 0 K: 1 S: 5 H: 1 LOB: 1 BB: 1 P: 9	R: 0 E: 0 K: 0 S: 3 H: 0 LOB: 0 BB: 0 P: 3	R: 0 E: 0 K: 0 S: 3 H: 0 LOB: 1 BB: 1 P: 7	R: 0 E: 0 K: 0 S: 3 H: 0 LOB: 0 BB: 0 P: 3	R: 1 E: 1 K: 0 S: 5 H: 1 LOB: 2 BB: 0 P: 6	R: 2 E: 0 K: 0 S: 6 H: 4 LOB: 3 BB: 1 P: 10	R: 0 E: 0 K: 0 S: 4 H: 1 LOB: 1 BB: 0 P: 4	1B: 7 2B: 1 3B: 1 HR: 0 SF: 0 SAC: 2 DP: 2 HBP: 1						

PITCHER	IP	WLS	BF	H	R	ER	SO	BB	IBB	HBP	BLK	WP	HR	S	P	ERA	WHIP
Jerry Reuss, L (1, 1) ERA: 3.57	7.1	L	36	8	4	4	2	5	0	1	0	1	0	34	55	4.91	1.773
Jim Minshall, R (8, 1) ERA:	0.2		1	0	0	0	0	0	0	0	0	0	0	1	1	0.00	0.000
John Morlan, R (9, 1) ERA: 3.71	1.0		4	1	0	0	0	0	0	0	0	0	0	4	4	0.00	1.000

PITCHER	IP	WLS	BF	H	R	ER	SO	BB	IBB	HBP	BLK	WP	HR	S	P	ERA	WHIP

TOP

New York Mets @ Pittsburgh Pirates

Three Rivers Stadium, Pittsburgh, PA

Sun Sep 22 1974, 3:33 AM EDT

Att. 27,915 - Unknown

livebaseballscorecards.com

AB	33
R	4
H	9
RBI	4
BB	5
SO	2
LOB	18

WP: 1 PA: 41
PB: 0
SB: 0
CS: 0

New York Mets @ Pittsburgh Pirates

Three Rivers Stadium, Pittsburgh, PA

Sun Sep 22 1974, 3:33 AM EDT

Att. 27,915 - Unknown

BOTTOM

Batter	1	2	3	4	5	6	7	8	9	AB	R	H	RBI	BB	SO	LOB
Rennie Stennett, R (1, 4) OBP: 0.316, SLG: 0.370	6-3		4-1 1-2			FC3-6 1B		FC6-4 FC5-4 1-2f		4	0	1	0	0	0	2
Manny Sanguillen, R (1, 2) OBP: 0.299, SLG: 0.360	1-3		HBP			FC3-6 G3 1-2f		FC5-4 FC6-4 1-2f		3	0	0	0	0	0	2
Al Oliver, L (1, 8) OBP: 0.353, SLG: 0.459	BB		3-1			G3 1-2		FC6-4 1-2f		3	0	0	0	1	0	4
Willie Stargell, L (1, 7) OBP: 0.400, SLG: 0.541	F7			1-4-3		1-3			F7	4	0	0	0	0	0	2
Richie Zisk, R (1, 9) OBP: 0.384, SLG: 0.476		K		5-3			F8		FC4-6 BB	3	0	0	0	1	1	0
Art Howe, R (1, 5) OBP: 0.313, SLG: 0.356		6-3		F9			F9		FC4-6 1-2f	4	0	0	0	0	0	1
Ed Kirkpatrick, L (1, 3) OBP: 0.380, SLG: 0.359		K			F9		BB		F9	3	0	0	0	1	1	1
Frank Taveras, R (1, 6) OBP: 0.306, SLG: 0.281			4-1 1B		6-3		P4			2	0	1	0	0	0	0
Ken Macha, R (7, PH) OBP: 0.500, SLG: 0.750										1	0	0	0	0	0	1
Mario Mendoza, R (8, 6) OBP: 0.269, SLG: 0.263										0	0	0	0	0	0	0
Jerry Reuss, L (1, 1) OBP: 0.236, SLG: 0.173			F2		K			FC6-4 1B		2	0	0	0	0	1	1
Jim Minshall, R (8, 1)										0	0	0	0	0	0	0
Gene Clines, R (8, PH) OBP: 0.304, SLG: 0.249										1	0	1	0	0	0	0
John Morlan, R (9, 1)										0	0	0	0	0	0	0
Inning Stats	R: 0 E: 0 K: 0 S: 3 H: 0 LOB: 1 BB: 1 P: 7	R: 0 E: 0 K: 2 S: 7 H: 0 LOB: 0 BB: 0 P: 7	R: 0 E: 0 K: 0 S: 4 H: 1 LOB: 2 BB: 0 P: 5	R: 0 E: 0 K: 0 S: 3 H: 0 LOB: 0 BB: 0 P: 3	R: 0 E: 0 K: 1 S: 5 H: 0 LOB: 0 BB: 0 P: 5	R: 0 E: 0 K: 0 S: 4 H: 1 LOB: 1 BB: 0 P: 4	R: 0 E: 0 K: 0 S: 3 H: 0 LOB: 1 BB: 1 P: 7	R: 0 E: 0 K: 0 S: 4 H: 1 LOB: 1 BB: 0 P: 4	R: 0 E: 0 K: 0 S: 3 H: 0 LOB: 1 BB: 1 P: 7	1B: 3 2B: 0 3B: 0 HR: 0	SF: 0 SAC: 0 DP: 0 HBP: 1					

livebaseballscorecards.com

AB	30
R	0
H	3
RBI	0
BB	3
SO	3
LOB	14

PITCHER	IP	WLS	BF	H	R	ER	SO	BB	IBB	HBP	BLK	WP	HR	S	P	ERA	WHIP
Jon Matlack, L (1, 1) ERA: 2.47	9.0	W	34	3	0	0	3	3	0	1	0	0	0	36	49	0.00	0.667

PITCHER	IP	WLS	BF	H	R	ER	SO	BB	IBB	HBP	BLK	WP	HR	S	P	ERA	WHIP

PA: 34

Batter	1	2	3	4	5	6	7	8	9	AB	R	H	RBI	BB	SO	LOB
Don Hahn, R (1, 8) OBP: 0.322, SLG: 0.330	F8	F9		4-3 2-H 2B		K			FC1-6 BB 1B 1-2f	5	1	1	1	0	1	4
Felix Millan, R (1, 4) OBP: 0.317, SLG: 0.307	BB 1B 1B		L5	4-3 2-3		F7			1B BB 1-2	4	0	1	0	1	0	3
Rusty Staub, L (1, 9) OBP: 0.350, SLG: 0.408	F8		BB 1B	4-3			F8		1-2 2-H 1B	5	0	2	1	0	0	2
Benny Ayala, R (1, 7) OBP: 0.304, SLG: 0.277	BB 1B 1-2		K		6-3		1-3		F7	4	0	1	0	0	1	1
Ed Kranepool, L (9, PH) OBP: 0.348, SLG: 0.408										1	0	0	0	0	0	2
John Milner, L (1, 3) OBP: 0.333, SLG: 0.409	BBBB 1-2 2-3 BB		BBBB 1-2 BB		F9		F9		K	3	0	0	0	2	1	2
Duffy Dyer, R (1, 2) OBP: 0.312, SLG: 0.218	K		1-3		F8			K		4	0	0	0	0	2	5
Ted Martinez, R (1, 6) OBP: 0.250, SLG: 0.311		1B		E 4-3 1B		BB 1B		F8		2	1	2	0	0	0	0
Ken Boswell, L (6, PH) OBP: 0.278, SLG: 0.288										2	0	1	0	0	0	0
(6, 5)																
Wayne Garrett, L (1, 5) OBP: 0.330, SLG: 0.325		K		E3 4-3 1-3 2B		BB 1-2 BB		K		3	1	0	0	1	2	2
(6, 6)																
Hank Webb, R (1, 1)		K		4-3 1-2 3-H		K			FC1-6 1B	2	0	0	1	0	1	2
Jerry Cram, R (5, 1) OBP: 0.333, SLG: 0.333										0	0	0	0	0	0	0
George Theodore, R (6, PH) OBP: 0.230, SLG: 0.194										1	0	0	0	0	1	2
Bob Apodaca, R (6, 1) OBP: 0.200, SLG: 0.227										0	0	0	0	0	0	0
Brock Pemberton, S (9, PH) OBP: 0.188, SLG: 0.188										1	0	1	0	0	0	0
Inning Stats	R: 0 E: 0 K: 1 S: 7 H: 2 LOB: 3 BB: 1 P: 11	R: 0 E: 0 K: 2 S: 8 H: 1 LOB: 1 BB: 0 P: 8	R: 0 E: 0 K: 1 S: 6 H: 1 LOB: 2 BB: 1 P: 10	R: 2 E: 1 K: 0 S: 6 H: 2 LOB: 1 BB: 0 P: 6	R: 0 E: 0 K: 0 S: 3 H: 0 LOB: 0 BB: 0 P: 3	R: 0 E: 0 K: 2 S: 8 H: 1 LOB: 2 BB: 1 P: 12	R: 0 E: 0 K: 0 S: 3 H: 0 LOB: 0 BB: 0 P: 3	R: 0 E: 0 K: 2 S: 7 H: 0 LOB: 0 BB: 0 P: 7	R: 1 E: 0 K: 1 S: 7 H: 2 LOB: 2 BB: 1 P: 11	1B: 8 2B: 1 3B: 0 HR: 0	SF: 0 SAC: 0 DP: 0 HBP: 0					

TOP

New York Mets @ Philadelphia Phillies

Veterans Stadium, Philadelphia, PA

Tue Sep 24 1974, 7:05 PM EDT

Att. 11,165 - Unknown

livebaseballscorecards.com

AB	37
R	3
H	9
RBI	3
BB	4
SO	9
LOB	25

WP: 0 PB: 0 SB: 0 CS: 0 PA: 41

PITCHER		IP	WLS	BF	H	R	ER	SO	BB	IBB	HBP	BLK	WP	HR	S	P	ERA	WHIP
Steve Carlton, L ERA: 3.22	(1, 1)	8.1	W	39	9	3	2	8	4	0	0	0	0	0	51	67	2.16	1.560
Gene Garber, R ERA: 3.28	(9, 1)	0.2	S	2	0	0	0	1	0	0	0	0	0	0	4	4	0.00	0.000

PITCHER	IP	WLS	BF	H	R	ER	SO	BB	IBB	HBP	BLK	WP	HR	S	P	ERA	WHIP

BOTTOM

New York Mets @ Philadelphia Phillies

Veterans Stadium, Philadelphia, PA

Tue Sep 24 1974, 7:05 PM EDT

Att. 11,165 - Unknown

livebaseballscorecards.com

Batter	1	2	3	4	5	6	7	8	9	AB	R	H	RBI	BB	SO	LOB
Dave Cash, R (1, 4) OBP: 0.359, SLG: 0.391	0-0 1B 4-3 HR 1B	4-0 1-2 1B BB		0-0 5-3 ②		0-0 G5-4-3 ①② 1-2f		0-0 E4 1B 1-2 2-3		4	1	1	0	1	0	3
Larry Bowa, S (1, 6) OBP: 0.302, SLG: 0.340	0-0 4-3 ① 1-2	0-0 1-2 2-H 1B		0-0 3B		0-0 6-3 ③		0-0 ③ 1-2 2-H 3-H 1B		5	0	3	2	0	0	1
Mike Schmidt, R (1, 5) OBP: 0.402, SLG: 0.560	0-0 P4 ②	0-0 F8 ③		0-0 L5 ③			0-0 F7 ①			4	0	0	0	0	0	4
Willie Montanez, L (1, 3) OBP: 0.349, SLG: 0.418	0-0 2-3 HR 1B		0-0 P4 ①		0-0 BB FC4-6 2B		0-0 F7 ②			4	2	2	0	0	0	0
Greg Luzinski, R (1, 7) OBP: 0.328, SLG: 0.394 Jerry Martin, R (8, 9) OBP: 0.364, SLG: 0.400 (9, 7)	0-0 1-H 3-H HR		B B B B 4-0 BB BB		B B B B 4-0 FC4-6 BB BB		0-0 F9 ③			2 0	1 0	1 0	3 0	2 0	0 0	0 0
Jay Johnstone, L (1, 9) OBP: 0.394, SLG: 0.519 (8, 7) Mike Anderson, R (9, 9) OBP: 0.317, SLG: 0.358	0-0 3-1 ③	0-0 F8 ②		B B B B 4-0 FC4-6 1-2 2-3 BB			0-0 ③	0-0 FC4-6 1B		3 0	0 0	1 0	0 0	1 0	0 0	1 0
Del Unser, L (1, 8) OBP: 0.333, SLG: 0.400		0-0 P4 ①	B B B B 4-0 1-2 BB	0-0 FC4-6 ① G6-4-3 1-2f 2-3 3-H			0-0 FC4-6 E 1B 1B 1-2f			3	1	0	1	1	0	3
Larry Cox, R (1, 2) OBP: 0.231, SLG: 0.170		0-0 5-3 ②	0-0 P6 ③		0-0 G6-4-3 ②③ 1-2f			0-0 E 1-2 1B 1B		4	0	1	0	0	0	4
Steve Carlton, L (1, 1) OBP: 0.220, SLG: 0.258 Gene Garber, R (9, 1)	0-0 BB 1B 1B			0-0 3-1 ①		0-0 G5-4-3 1B		0-0 F7 ②		4 0	1 0	2 0	0 0	0 0	0 0	2 0
Inning Stats	R: 3 E: 0 K: 0 S: 6 H: 3 LOB: 0 BB: 0 P: 6	R: 1 E: 0 K: 0 S: 5 H: 2 LOB: 2 BB: 1 P: 9	R: 0 E: 0 K: 0 S: 3 H: 0 LOB: 2 BB: 2 P: 11	R: 0 E: 0 K: 0 S: 4 H: 1 LOB: 1 BB: 0 P: 4	R: 1 E: 0 K: 0 S: 3 H: 1 LOB: 1 BB: 2 P: 11	R: 0 E: 0 K: 0 S: 3 H: 1 LOB: 0 BB: 0 P: 3	R: 0 E: 0 K: 0 S: 3 H: 0 LOB: 0 BB: 0 P: 3	R: 1 E: 1 K: 0 S: 6 H: 3 LOB: 2 BB: 0 P: 6		1B: 8 2B: 1 3B: 1 HR: 1		SF: 0 SAC: 0 DP: 2 HBP: 0			WP: 0 PB: 0 SB: 0 CS: 0		PA: 38

PITCHER		IP	WLS	BF	H	R	ER	SO	BB	IBB	HBP	BLK	WP	HR	S	P	ERA	WHIP
Hank Webb, R ERA: 7.2	(1, 1)	4.0	L	24	7	5	5	0	5	0	0	0	0	1	19	39	11.25	3.000
Jerry Cram, R ERA: 1.42	(5, 1)	1.0		2	0	0	0	0	0	0	0	0	0	0	2	2	0.00	0.000
Bob Apodaca, R ERA: 3.73	(6, 1)	3.0		12	4	1	0	0	0	0	0	0	0	0	12	12	0.00	1.333

PITCHER	IP	WLS	BF	H	R	ER	SO	BB	IBB	HBP	BLK	WP	HR	S	P	ERA	WHIP

AB	33
R	6
H	11
RBI	6
BB	5
SO	0
LOB	18

Batter	1	2	3	4	5	6	7	8	9	AB	R	H	RBI	BB	SO	LOB
Don Hahn, R (1, 8) OBP: 0.321, SLG: 0.328	G3 1B		P4	FC5-4 1-2f			1-3		G3	5	0	1	0	0	0	1
Felix Millan, R (1, 4) OBP: 0.314, SLG: 0.304	F5		P4		6-3		G3		F9	5	0	0	0	0	0	1
John Milner, L (1, 3) OBP: 0.335, SLG: 0.408	G3 1-2		BB		4-3		1B BB		BB	2	0	0	0	3	0	1
Rusty Staub, L (1, 9) OBP: 0.350, SLG: 0.408	K		F7		1B 1B		1-3 1B		G3	5	0	2	0	0	1	3
Ed Kranepool, L (1, 7) OBP: 0.356, SLG: 0.415		BB 1B		BB 3B 1B	1-2 1B		4-3			4	1	3	0	0	0	2
Wayne Garrett, L (1, 5) OBP: 0.329, SLG: 0.323		K		1-2 3B BB	K			6-3		3	1	0	0	1	2	3
Ted Martinez, R (1, 6) OBP: 0.250, SLG: 0.317		K		1-H 2-H CS 3B		5-3		K		4	0	1	2	0	2	1
Duffy Dyer, R (1, 2) OBP: 0.317, SLG: 0.221		1-2 BB		K		4-3		1B		3	0	1	0	1	1	1
Tom Seaver, R (1, 1) OBP: 0.208, SLG: 0.103		F2		FC5-4 3-H 1B		K		K		3	0	1	0	0	1	2
Nino Espinosa, R (7, 1) OBP: 0.500, SLG: 0.500										0	0	0	0	0	0	0
Ken Boswell, L (8, PH) OBP: 0.277, SLG: 0.286										1	0	0	0	0	1	1
Bob Miller, R (8, 1) OBP: 0.111, SLG: 0.222										0	0	0	0	0	0	0
Inning Stats	R: 0 E: 0 K: 1 S: 6 H: 1 LOB: 1 BB: 0 P: 6	R: 0 E: 0 K: 2 S: 8 H: 1 LOB: 2 BB: 1 P: 12	R: 0 E: 0 K: 0 S: 3 H: 0 LOB: 1 BB: 1 P: 7	R: 2 E: 0 K: 1 S: 7 H: 3 LOB: 1 BB: 1 P: 11	R: 0 E: 0 K: 1 S: 7 H: 2 LOB: 2 BB: 0 P: 7	R: 0 E: 0 K: 1 S: 5 H: 0 LOB: 0 BB: 0 P: 5	R: 0 E: 0 K: 0 S: 4 H: 1 LOB: 2 BB: 1 P: 8	R: 0 E: 0 K: 2 S: 8 H: 1 LOB: 1 BB: 0 P: 8	R: 0 E: 0 K: 0 S: 3 H: 0 LOB: 1 BB: 1 P: 7	1B: 8 2B: 0 3B: 1 HR: 0 SF: 0 SAC: 0 DP: 0 HBP: 0						

PITCHER		IP	WLS	BF	H	R	ER	SO	BB	IBB	HBP	BLK	WP	HR	S	P	ERA	WHIP
Ron Schueler, R ERA: 3.61	(1, 1)	5.0	W	24	7	2	2	5	3	0	0	0	0	0	31	43	3.60	2.000
Larry Christenson, R ERA: 3.63	(6, 1)	4.0	S	16	2	0	0	3	2	0	0	0	0	0	20	28	0.00	1.000

PITCHER	IP	WLS	BF	H	R	ER	SO	BB	IBB	HBP	BLK	WP	HR	S	P	ERA	WHIP

TOP

New York Mets @ Philadelphia Phillies

Veterans Stadium, Philadelphia, PA

Wed Sep 25 1974, 3:33 AM EDT

Unknown

livebaseballscorecards.com

AB	35
R	2
H	9
RBI	2
BB	5
SO	8
LOB	16

Batter	1	2	3	4	5	6	7	8	9	AB	R	H	RBI	BB	SO	LOB
Dave Cash, R (1, 4) OBP: 0.359, SLG: 0.391	F9		F9		F2		1B SH1-3 1B 1B			4	1	1	0	0	0	0
Larry Bowa, S (1, 6) OBP: 0.300, SLG: 0.339	E4			1-3	E3		SH1-3 1-2			3	0	0	0	0	0	0
Mike Schmidt, R (1, 5) OBP: 0.401, SLG: 0.558	K			K	F7		1B 1B 2-3 1B			4	1	1	0	0	2	2
Willie Montanez, L (1, 3) OBP: 0.350, SLG: 0.419	5-3			1B		F7	1B 1-2 3-H 1B			4	0	2	1	0	0	1
Greg Luzinski, R (1, 7) OBP: 0.330, SLG: 0.399 Jerry Martin, R (7, PR) OBP: 0.364, SLG: 0.400 (8, 7)		4-3		P4		1B 2B	1-3 2-H 1B			4 0	1 0	2 0	1 0	0 0	0 0	1 0
Jay Johnstone, L (1, 9) OBP: 0.391, SLG: 0.511 Mike Anderson, R (8, 9) OBP: 0.317, SLG: 0.358		F8			B B B 4-0 6-3 1B HR BB	F9	F9			3 0	1 0	0 0	0 0	1 0	0 0	2 0
Del Unser, L (1, 8) OBP: 0.335, SLG: 0.400	K				1-2 6-3 HR 1B	1B IBB	F9			3	1	1	0	1	1	0
Bob Boone, R (1, 2) OBP: 0.297, SLG: 0.327			F9		1-2 2-3 6-3	1-3 2-H 1B	5-3			4	0	1	1	0	0	2
Ron Schueler, R (1, 1) OBP: 0.170, SLG: 0.120 Tom Hutton, L (5, PH) OBP: 0.326, SLG: 0.354 Larry Christenson, R (6, 1)			6-3	2-H 3-H HR		K	K			1 1 2	0 1 0	0 1 0	0 3 0	0 0 0	0 0 2	0 0 2
Inning Stats	R: 0 E: 1 K: 1 S: 6 H: 0 LOB: 1 BB: 0 P: 6	R: 0 E: 0 K: 1 S: 5 H: 0 LOB: 0 BB: 0 P: 5	R: 0 E: 0 K: 0 S: 3 H: 0 LOB: 0 BB: 0 P: 3	R: 0 E: 0 K: 1 S: 6 H: 1 LOB: 1 BB: 0 P: 6	R: 3 E: 1 K: 0 S: 6 H: 2 LOB: 1 BB: 1 P: 10	R: 1 E: 0 K: 1 S: 7 H: 2 LOB: 2 BB: 1 P: 11	R: 2 E: 0 K: 0 S: 6 H: 4 LOB: 1 BB: 0 P: 6	R: 0 E: 0 K: 1 S: 5 H: 0 LOB: 0 BB: 0 P: 5		1B: 7 2B: 1 3B: 0 HR: 1	SF: 0 SAC: 1 DP: 0 HBP: 0					

PITCHER		IP	WLS	BF	H	R	ER	SO	BB	IBB	HBP	BLK	WP	HR	S	P	ERA	WHIP
Tom Seaver, R ERA: 3.25	(1, 1)	6.0	L	27	5	4	4	4	1	1	0	0	0	1	33	41	6.00	1.000
Nino Espinosa, R ERA: 5.0	(7, 1)	1.0		6	4	2	2	0	0	0	0	0	0	0	6	6	18.00	4.000
Bob Miller, R ERA: 3.7	(8, 1)	1.0		3	0	0	0	1	0	0	0	0	0	0	5	5	0.00	0.000

PITCHER	IP	WLS	BF	H	R	ER	SO	BB	IBB	HBP	BLK	WP	HR	S	P	ERA	WHIP

BOTTOM

New York Mets @ Philadelphia Phillies

Veterans Stadium, Philadelphia, PA

Wed Sep 25 1974, 3:33 AM EDT

Unknown

livebaseballscorecards.com

AB	33
R	6
H	9
RBI	6
BB	2
SO	5
LOB	10

WP: 0 PB: 0 SB: 0 CS: 0 PA: 36

New York Mets @ Philadelphia Phillies

Veterans Stadium, Philadelphia, PA

Wed Sep 25 1974, 7:05 PM EDT

Att. 16,221 - Unknown

TOP

livebaseballscorecards.com

Batter	1	2	3	4	5	6	7	8	9	AB	R	H	RBI	BB	SO	LOB
Rich Puig, L (1, 4)	SSS 0-3 ① K		x 0-0 ① 4-3	x 0-0 ②③ G4-6-3 1-2f			x 0-0 ①② G6-4-3 1-2f		x 0-0 ②③ G5-4-3 1-2f	2	0	0	0	0	1	0
Ted Martinez, R (4, PH) (4, 6) OBP: 0.248, SLG: 0.314										3	0	0	0	0	0	6
Brock Pemberton, S (1, 3) OBP: 0.150, SLG: 0.150	x 0-0 ② 4-3		x 0-0 ② F7		SSS 0-3 ① K		x 0-0 ③ G3			4	0	0	0	0	1	0
Ken Boswell, L (1, 5) OBP: 0.281, SLG: 0.287 (4, 4)	x 0-0 ③ F7		BBBB 4-0 BB		x 0-0 ② G3			x 0-0 F9 4-3 1B		3	0	1	0	1	0	0
Rusty Staub, L (1, 9) OBP: 0.351, SLG: 0.413		x 0-0 HR	x 0-0 ③ P4		BBBB 4-0 BB			x 0-0 ① 4-3 1-2		3	1	1	1	1	0	2
Ed Kranepool, L (1, 7) OBP: 0.355, SLG: 0.413		x 0-0 1B 2B 1B		x 0-0 ① F7	x 0-0 ③ F8			x 0-0 ② F9 2-3		3	1	1	0	0	0	1
Benny Ayala, R (8, PH) (8, 7) OBP: 0.298, SLG: 0.271										1	0	0	0	0	0	1
Wayne Garrett, L (1, 6) OBP: 0.332, SLG: 0.326 (4, 5)		x 0-0 ① 1-3 1B		x 0-0 1B BB 1B		x 0-0 G6-4-3 1B		x 0-0 ③ F7		4	1	3	0	0	0	1
Bruce Boisclair, L (1, 8) OBP: 0.600, SLG: 0.750		x 0-0 3-H 2B		x 0-0 BB 1B 1-2 1B		x 0-0 ①② G6-4-3 1-2f			x 0-0 ① G3	3	0	2	1	0	0	1
Don Hahn, R (9, PH) OBP: 0.320, SLG: 0.327										1	0	0	0	0	0	0
Ron Hodges, L (1, 2) OBP: 0.311, SLG: 0.346		x 0-0 ② P6		x 0-0 BB 1-2 2-3 1B		x 0-0 ③ 6-3			x 0-0 1B 1B	3	0	1	0	0	0	1
Duffy Dyer, R (9, PH) OBP: 0.322, SLG: 0.228										1	0	1	0	0	0	0
Randy Sterling, S (1, 1)		SSS 0-3 ③ K		BBBB 4-0 G4-6-3 1-2 2-3 3-H BB			x 0-0 G6-4-3 1B		x 0-0 1-2 G5-4-3 1B	1	0	0	0	0	1	1
Jerry Cram, R (2, 1) OBP: 0.333, SLG: 0.333										0	0	0	0	0	0	0
John Milner, L (4, PH) OBP: 0.336, SLG: 0.408										0	0	0	1	1	0	0
Jack Aker, R (4, 1) OBP: 0.333, SLG: 0.667										0	0	0	0	0	0	0
George Theodore, R (7, PH) OBP: 0.240, SLG: 0.208										1	0	1	0	0	0	0
Tug McGraw, R (7, 1) OBP: 0.200, SLG: 0.154										0	0	0	0	0	0	0
Felix Millan, R (9, PH) OBP: 0.315, SLG: 0.306										1	0	1	0	0	0	0
Inning Stats	R: 0 E: 0 K: 1 S: 5 H: 0 LOB: 0 BB: 0 P: 5	R: 2 E: 0 K: 1 S: 8 H: 4 LOB: 1 BB: 0 P: 8	R: 0 E: 0 K: 0 S: 3 H: 0 LOB: 1 BB: 1 P: 7	R: 1 E: 0 K: 0 S: 5 H: 3 LOB: 2 BB: 1 P: 9	R: 0 E: 0 K: 1 S: 5 H: 0 LOB: 1 BB: 1 P: 9	R: 0 E: 0 K: 0 S: 3 H: 1 LOB: 0 BB: 0 P: 3	R: 0 E: 0 K: 0 S: 3 H: 1 LOB: 0 BB: 0 P: 3	R: 0 E: 0 K: 0 S: 4 H: 1 LOB: 1 BB: 0 P: 4	R: 0 E: 0 K: 0 S: 4 H: 2 LOB: 1 BB: 0 P: 4	1B: 10 2B: 1 3B: 0 HR: 1	SF: 0 SAC: 0 DP: 4 HBP: 0						

	AB	34
	R	3
	H	12
	RBI	3
	BB	3
	SO	3
	LOB	14

WP: 0 PB: 0 SB: 0 CS: 0 PA: 37

PITCHER		IP	WLS	BF	H	R	ER	SO	BB	IBB	HBP	BLK	WP	HR	S	P	ERA	WHIP
Wayne Twitchell, R	(1, 1)	3.1		18	7	3	3	2	2	0	0	0	0	1	20	28	8.10	2.700
ERA: 5.3																		
Tom Underwood, L	(4, 1)	5.0	W	18	5	0	0	1	1	0	0	0	0	0	19	23	0.00	1.200
ERA: 4.91																		
Gene Garber, R	(9, 1)	0.2	S	1	0	0	0	0	0	0	0	0	0	0	1	1	0.00	0.000
ERA: 3.25																		

PITCHER	IP	WLS	BF	H	R	ER	SO	BB	IBB	HBP	BLK	WP	HR	S	P	ERA	WHIP

BOTTOM

New York Mets @ Philadelphia Phillies

Veterans Stadium, Philadelphia, PA

Wed Sep 25 1974, 7:05 PM EDT

Att. 16,221 - Unknown

livebaseballscorecards.com

Batter	1	2	3	4	5	6	7	8	9	AB	R	H	RBI	BB	SO	LOB
Dave Cash, R (1, 4) OBP: 0.358, SLG: 0.390	5-3 1B	F8		6-3		F7				4	0	1	0	0	0	2
Larry Bowa, S (1, 6) OBP: 0.300, SLG: 0.341	F7	1-H E 3B		1-3			6-3			4	1	1	1	0	0	1
Mike Schmidt, R (1, 5) OBP: 0.399, SLG: 0.554	5-3 1-2	E4 3-H		K			K			4	0	0	0	0	2	1
Willie Montanez, L (1, 3) OBP: 0.347, SLG: 0.416	G3	3-1			F8		F9			4	0	0	0	0	0	2
Greg Luzinski, R (1, 7) OBP: 0.335, SLG: 0.406 Alan Bannister, R (8, PR) OBP: 0.241, SLG: 0.120 (9, 8)		1B E 1B 1B	1B 2B		K			BB G5-4-3 1B		3 0	2 0	2 0	0 0	1 0	1 0	0 0
Jay Johnstone, L (1, 9) OBP: 0.390, SLG: 0.508 Mike Anderson, R (8, PH) OBP: 0.318, SLG: 0.359 (9, 9)		E 2B 1B 1-2	F7		F9			G5-4-3 1B 1-2		3 1	1 0	1 1	0 0	0 0	0 0	1 0
Del Unser, L (1, 8) OBP: 0.337, SLG: 0.401 Jerry Martin, R (8, PH) OBP: 0.333, SLG: 0.364 (9, 7)		E2 2B 1B 1-3 2-H	2-H 1B			6-3		G5-4-3 1-2f 2-3		3 1	1 0	2 0	1 0	0 0	0 0	0 2
Larry Cox, R (1, 2) OBP: 0.250, SLG: 0.216		FC6-5 2B 2-H 3-H	1B			E6		5-3		4	0	2	2	0	0	2
Wayne Twitchell, R (1, 1) OBP: 0.171, SLG: 0.200 Tom Underwood, R (4, 1) Gene Garber, R (9, 1)		FC6-5 3B 2-3	K			K				2 1 0	1 0 0	0 0 0	0 0 0	0 0 0	1 1 0	2 1 0
Inning Stats	R: 0 E: 0 K: 0 S: 4 H: 1 LOB: 1 BB: 0 P: 4	R: 5 E: 2 K: 0 S: 9 H: 5 LOB: 1 BB: 0 P: 9	R: 1 E: 0 K: 1 S: 7 H: 3 LOB: 1 BB: 0 P: 7	R: 0 E: 0 K: 1 S: 5 H: 0 LOB: 0 BB: 0 P: 5	R: 0 E: 0 K: 1 S: 5 H: 0 LOB: 0 BB: 0 P: 5	R: 0 E: 1 K: 1 S: 6 H: 0 LOB: 1 BB: 0 P: 6	R: 0 E: 0 K: 1 S: 5 H: 0 LOB: 0 BB: 0 P: 5	R: 0 E: 0 K: 0 S: 3 H: 1 LOB: 2 BB: 1 P: 7		1B: 7 2B: 2 3B: 1 HR: 0	SF: 0 SAC: 0 DP: 1 HBP: 0					

AB	34
R	6
H	10
RBI	4
BB	1
SO	5
LOB	14

WP: 0 PB: 0 SB: 0 CS: 0 PA: 35

PITCHER		IP	WLS	BF	H	R	ER	SO	BB	IBB	HBP	BLK	WP	HR	S	P	ERA	WHIP
Randy Sterling, R ERA: 4.91	(1, 1)	1.2	L	11	6	5	2	0	0	0	0	0	0	0	11	11	10.80	3.600
Jerry Cram, R ERA: 1.77	(2, 1)	1.1		7	3	1	1	1	0	0	0	0	0	0	9	9	6.75	2.250
Jack Aker, R ERA: 3.7	(4, 1)	3.0		10	0	0	0	3	0	0	0	0	0	0	16	16	0.00	0.000
Tug McGraw, L ERA: 3.74	(7, 1)	2.0		7	1	0	0	1	1	0	0	0	0	0	8	12	0.00	1.000

PITCHER	IP	WLS	BF	H	R	ER	SO	BB	IBB	HBP	BLK	WP	HR	S	P	ERA	WHIP

Batter	1	2	3	4	5	6	7	8	9	AB	R	H	RBI	BB	SO	LOB
Rennie Stennett, R (1, 4) OBP: 0.321, SLG: 0.375	0-0 1B 1B	0-0 HR 1B		0-0 FC6-4 CS 1-2f ②		0-0 6-3 ②		0-0 FC5-4 2B 1-2f ①		5	2	2	0	0	0	2
Manny Sanguillen, R (1, 2) OBP: 0.306, SLG: 0.368	0-0 1B HR 1-2 1B	0-0 F3 ②		0-0 CS ③ 1-2	0-0 1B E 1B	B B B B 4-0 HR BB		0-0 F7 ②		4	3	2	0	1	0	2
Al Oliver, L (1, 8) OBP: 0.358, SLG: 0.474	0-0 HR 1-3 2-H 1B	0-0 1-H HR			0-0 E1 1-H 1B 1B	0-0 1-H HR		0-0 1-3 2B		5	4	5	5	0	0	0
Willie Stargell, L (1, 7) OBP: 0.406, SLG: 0.548	0-0 1-H HR 3-H	S S S 0-3 K ③			0-0 FC5-4 1B WP 3-H 1B	0-0 3-1 ③		4-0 IBB		4	2	2	4	1	1	0
Richie Zisk, R (1, 9) OBP: 0.380, SLG: 0.468	S S S 0-3 K ①		0-0 6-3 ①		0-0 FC5-4 1-2 1B	B B B B 4-0 FC4-6 BB		0-0 L4 ③		4	0	1	0	1	1	3
Bob Robertson, R (1, 3) OBP: 0.318, SLG: 0.467	B B B B 4-0 FC3-6 BB		0-0 F7 ②		0-0 FC5-4 G3 WP 1-2f 2-3 ①	0-0 F9 ①			0-0 5-3 ①	4	0	0	0	1	0	3
Richie Hebner, L (1, 5) OBP: 0.369, SLG: 0.457	0-0 FC3-6 1-2f ②		0-0 P6 ③		0-0 G3 1-3 3-H ②	0-0 P5 ②			0-0 F9 ②	5	0	0	0	0	0	3
Frank Taveras, R (1, 6) OBP: 0.301, SLG: 0.275	S S S 0-3 K ③			0-0 1-3 ①	0-0 4-3 ③	0-0 FC4-6 1-2f ③			0-0 5-3 ③	5	0	0	0	0	1	3
Juan Pizarro, L (1, 1) OBP: 0.333, SLG: 0.333 Ramon Hernandez, S (9, 1) OBP: 0.400, SLG: 0.500		0-0 1-3 ①		0-0 FC6-4 1B		0-0 5-3 ①		0-0 FC5-4 1B		4 0	0 0	2 0	0 0	0 0	0 0	0 0
Inning Stats	R: 4 E: 0 K: 2 S: 11 H: 4 LOB: 1 BB: 1 P: 15	R: 2 E: 0 K: 1 S: 7 H: 2 LOB: 0 BB: 0 P: 7	R: 0 E: 0 K: 0 S: 3 H: 0 LOB: 0 BB: 0 P: 3	R: 0 E: 0 K: 0 S: 3 H: 1 LOB: 0 BB: 0 P: 3	R: 3 E: 1 K: 0 S: 7 H: 4 LOB: 1 BB: 0 P: 7	R: 2 E: 0 K: 0 S: 4 H: 1 LOB: 0 BB: 1 P: 8	R: 0 E: 0 K: 0 S: 3 H: 0 LOB: 1 BB: 1 P: 7	R: 0 E: 0 K: 0 S: 5 H: 2 LOB: 3 BB: 1 P: 9	R: 0 E: 0 K: 0 S: 3 H: 0 LOB: 0 BB: 0 P: 3	1B: 10 2B: 1 3B: 0 HR: 3	SF: 0 SAC: 0 DP: 0 HBP: 0						

Pittsburgh Pirates @ New York Mets

Shea Stadium, Flushing, NY

Thu Sep 26 1974, 7:05 PM EDT

Att. 9,250 - Unknown

TOP

livebaseballscorecards.com

AB	40
R	11
H	14
RBI	9
BB	4
SO	3
LOB	16

PITCHER	IP	WLS	BF	H	R	ER	SO	BB	IBB	HBP	BLK	WP	HR	S	P	ERA	WHIP
Jerry Koosman, L (1, 1) ERA: 3.41	2.0	L	13	6	6	6	3	1	0	0	0	0	2	18	22	27.00	3.500
Jerry Cram, R (3, 1) ERA: 1.61	2.0		6	1	0	0	0	0	0	0	0	0	0	6	6	0.00	0.500
Harry Parker, R (5, 1) ERA: 3.98	2.0		12	5	5	5	0	1	0	0	0	1	1	11	15	22.50	3.000
Bob Miller, R (7, 1) ERA: 3.61	2.0		10	2	0	0	0	1	1	0	0	0	0	8	16	0.00	1.500
Jack Aker, R (9, 1) ERA: 3.63	1.0		3	0	0	0	0	0	0	0	0	0	0	3	3	0.00	0.000

PITCHER	IP	WLS	BF	H	R	ER	SO	BB	IBB	HBP	BLK	WP	HR	S	P	ERA	WHIP

BOTTOM

Pittsburgh Pirates @ New York Mets

Shea Stadium, Flushing, NY

Thu Sep 26 1974, 7:05 PM EDT

Att. 9,250 - Unknown

livebaseballscorecards.com

Batter	1	2	3	4	5	6	7	8	9	AB	R	H	RBI	BB	SO	LOB
Don Hahn, R (1, 8) OBP: 0.315, SLG: 0.321	P4	F9		F7			L8	F8		5	0	0	0	0	0	4
Felix Millan, R (1, 4) OBP: 0.318, SLG: 0.311	1B		6-3		FC4-6 1B		3-1 PB 2B		4-3	5	1	3	0	0	0	0
Rusty Staub, L (1, 9) OBP: 0.348, SLG: 0.409	K		4-3		F9		3-1 2-3		E1 1B	5	0	0	0	0	1	3
Cleon Jones, R (1, 7) OBP: 0.343, SLG: 0.421 Bruce Boisclair, L (7, PR) (8, 7) OBP: 0.500, SLG: 0.600	K		CS 1B		FC4-6 1-2f		3-H BB		K	3 1	0 0	1 0	0 0	1 0	1 1	2 1
John Milner, L (1, 3) OBP: 0.337, SLG: 0.410		K	CS 1-2	1B 2B	4-3		P3		1-3 1B	5	1	2	0	0	1	2
Ted Martinez, R (1, 6) OBP: 0.244, SLG: 0.309		F7		E5 1B		P6		E6 E 1B	F8	5	1	0	0	0	0	3
Duffy Dyer, R (1, 2) OBP: 0.320, SLG: 0.228		2B 1B 1B		K		P4		E6 1B SF7 1-2		4	2	1	0	0	1	3
Wayne Garrett, L (1, 5) OBP: 0.337, SLG: 0.332		1B 1-3 2B		1-2 2-H 1B		BB		1-3 2-H 1B		3	0	3	2	1	0	0
Jerry Koosman, R (1, 1) OBP: 0.214, SLG: 0.229 Brock Pemberton, S (2, PH) OBP: 0.190, SLG: 0.190 Jerry Cram, R (3, 1) OBP: 0.333, SLG: 0.333 Benny Ayala, R (4, PH) OBP: 0.316, SLG: 0.395 Harry Parker, R (9, 1) OBP: .000, SLG: .000 George Theodore, R (6, PH) OBP: 0.237, SLG: 0.293 Bob Miller, R (7, 1) OBP: 0.111, SLG: 0.222 Ike Hampton, S (8, PH) OBP: 0.000, SLG: 0.000 Jack Aker, R (9, 1) OBP: 0.333, SLG: 0.667		2-3 3-H 1B		P4		F8		SF7 3-H		0 1 0 0 1 0 0 0 0 0	0 0 1 0 0 0 0 0 0 0	0 1 1 0 0 0 0 0 1 0	0 0 0 0 0 0 0 0 0 1	0 0 0 0 0 0 0 0 0 0	0 0 0 0 2 0 0 1 0 0	0 0 0 0 0 0 1 0 0 0

Inning Stats	1	2	3	4	5	6	7	8	9
	R: 0 E: 0 K: 2 S: 8	H: 1 LOB: 1 BB: 0 P: 8	R: 1 E: 0 K: 1 S: 8	H: 3 LOB: 2 BB: 0 P: 8	R: 0 E: 0 K: 0 S: 3	H: 1 LOB: 0 BB: 0 P: 3	R: 1 E: 1 K: 1 S: 8	H: 2 LOB: 2 BB: 0 P: 8	R: 0 E: 0 K: 0 S: 4	H: 1 LOB: 1 BB: 0 P: 4	R: 0 E: 0 K: 0 S: 3	H: 0 LOB: 1 BB: 1 P: 7	R: 1 E: 0 K: 0 S: 4	H: 1 LOB: 1 BB: 1 P: 8	R: 2 E: 2 K: 0 S: 5	H: 1 LOB: 0 BB: 0 P: 5	R: 0 E: 1 K: 1 S: 7	H: 1 LOB: 2 BB: 0 P: 7

1B: 8	SF: 1
2B: 3	SAC: 0
3B: 0	DP: 0
HR: 0	HBP: 0

WP: 0	PA: 43
PB: 1	
SB: 0	
CS: 1	

AB	39
R	5
H	11
RBI	4
BB	2
SO	5
LOB	21

PITCHER		IP	WLS	BF	H	R	ER	SO	BB	IBB	HBP	BLK	WP	HR	S	P	ERA	WHIP
Juan Pizarro, L ERA: 1.88	(1, 1)	8.0	W	37	10	5	2	4	2	0	0	0	0	0	43	51	2.25	1.500
Ramon Hernandez, L ERA: 2.69	(9, 1)	1.0		5	1	0	0	1	0	0	0	0	0	0	7	7	0.00	1.000

PITCHER	IP	WLS	BF	H	R	ER	SO	BB	IBB	HBP	BLK	WP	HR	S	P	ERA	WHIP

Batter	1	2	3	4	5	6	7	8	9	AB	R	H	RBI	BB	SO	LOB
Rennie Stennett, R (1, 4) OBP: 0.322, SLG: 0.376	F8		G6-4-3 1B			1B 2B 1B		K		4	1	2	0	0	1	0
Manny Sanguillen, R (1, 2) OBP: 0.309, SLG: 0.370	1B BB		G6-4-3 1-2f			2B SF9-1-4 1-3 1B		1B 1B		3	1	2	0	1	0	1
Al Oliver, L (1, 8) OBP: 0.359, SLG: 0.474	FC4-6 1-2 1B		K			P5		G4-6-3 1-3 1B		4	0	2	0	0	1	2
Willie Stargell, L (1, 7) OBP: 0.407, SLG: 0.549	K			FC6-4 1B		SF9-1-4 1-3 3-H 2B		G4-6-3 1-2f		4	0	2	1	0	1	4
Richie Zisk, R (1, 9) OBP: 0.379, SLG: 0.466	FC4-6 1-2f			FC6-4 L5-3 1-2f		SF9-1-4 IBB			P4	3	0	0	0	1	0	3
Dave Augustine, R (9, 9) OBP: 0.182, SLG: 0.182										0	0	0	0	0	0	0
Bob Robertson, R (1, 3) OBP: 0.321, SLG: 0.472		2B		L5-3 1-2		SF9-1-4 1-2 2-3 3-H			S BB	2	0	1	1	1	0	1
Miguel Dilone, S (9, PR)										0	0	0	0	0	0	0
Ed Kirkpatrick, L (9, 3) OBP: 0.375, SLG: 0.354										0	0	0	0	0	0	0
Richie Hebner, L (1, 5) OBP: 0.368, SLG: 0.455		P4			B5-6-3 BB		K		F8	3	0	0	0	1	1	2
Mario Mendoza, R (1, 6) OBP: 0.260, SLG: 0.253		5-3			K		K		F2 1-2	4	0	0	0	0	2	3
Jerry Reuss, L (1, 1) OBP: 0.228, SLG: 0.167		4-3			B5-6-3 1-2f		3-1			3	0	0	0	0	0	2

TOP

Pittsburgh Pirates @ New York Mets

Shea Stadium, Flushing, NY

Fri Sep 27 1974, 7:05 PM EDT

Att. 17,440 - Unknown

livebaseballscorecards.com

AB	30
R	2
H	9
RBI	2
BB	4
SO	6
LOB	18

Inning Stats	1	2	3	4	5	6	7	8	9
	R: 0 E: 0 K: 1 S: 6	H: 1 LOB: 2 BB: 1 P: 10	R: 0 E: 0 K: 0 S: 4	H: 1 LOB: 1 BB: 0 P: 4	R: 0 E: 0 K: 1 S: 5	H: 1 LOB: 0 BB: 0 P: 5	R: 0 E: 0 K: 0 S: 3	H: 1 LOB: 0 BB: 0 P: 3	R: 0 E: 0 K: 1 S: 4	H: 0 LOB: 0 BB: 1 P: 8
	R: 2 E: 0 K: 0 S: 5	H: 3 LOB: 1 BB: 1 P: 9	R: 0 E: 0 K: 2 S: 7	H: 0 LOB: 0 BB: 0 P: 7	R: 0 E: 0 K: 1 S: 6	H: 2 LOB: 1 BB: 0 P: 6	R: 0 E: 0 K: 0 S: 3	H: 0 LOB: 2 BB: 1 P: 7	1B: 7 2B: 4 3B: 0 HR: 0	SF: 1 SAC: 0 DP: 5 HBP: 0
	WP: 0 PB: 0 SB: 1 CS: 0	PA: 35								

PITCHER	IP	WLS	BF	H	R	ER	SO	BB	IBB	HBP	BLK	WP	HR	S	P	ERA	WHIP
Jon Matlack, L (1, 1) ERA: 2.47	8.0	L	31	9	2	2	6	2	1	0	0	0	0	40	52	2.25	1.375
Jack Aker, R (9, 1) ERA: 3.57	1.0		4	0	0	0	0	1	0	0	0	0	0	3	7	0.00	1.000

PITCHER	IP	WLS	BF	H	R	ER	SO	BB	IBB	HBP	BLK	WP	HR	S	P	ERA	WHIP

Batter	1	2	3	4	5	6	7	8	9	AB	R	H	RBI	BB	SO	LOB
Don Hahn, R (1, 8) OBP: 0.317, SLG: 0.324	1-3			F8			F8 1B 1B	2-3 3-H 1B		4	0	2	1	0	0	0
Felix Millan, R (1, 4) OBP: 0.317, SLG: 0.310	4-3			6-3			1-2 1B	5-3		4	0	1	0	0	0	2
Rusty Staub, L (1, 9) OBP: 0.348, SLG: 0.408 Dave Schneck, L (9, PR) OBP: 0.254, SLG: 0.319	F3			1-3			S S S K		G6-4-3 1B	4 0	0 0	1 0	0 0	0 0	1 0	2 0
Benny Ayala, R (1, 7) OBP: 0.290, SLG: 0.264		F3			G4-6-3 1B		F8 2-3		G6-4-3 1-2f	4	0	1	0	0	0	3
John Milner, L (1, 3) OBP: 0.335, SLG: 0.406		F9			G4-6-3 1-2f		4-3		L7	4	0	0	0	0	0	4
Ted Martinez, R (1, 6) OBP: 0.242, SLG: 0.306		F8			4-3			6-3		3	0	0	0	0	0	0
Duffy Dyer, R (1, 2) OBP: 0.313, SLG: 0.223			5-3			6-3		F9		3	0	0	0	0	0	0
Wayne Garrett, L (1, 5) OBP: 0.337, SLG: 0.332			S S S K			3-1		2B 1B 1B		3	1	1	0	0	1	0
Jon Matlack, L (1, 1) OBP: 0.157, SLG: 0.104 George Theodore, R (8, PH) OBP: 0.247, SLG: 0.229 Jack Aker, R (9, 1) OBP: 0.333, SLG: 0.667			1-4-3			S S S K		1B 1-3 2B		2 1 0	0 0 0	0 1 0	0 0 0	0 0 0	1 0 0	0 0 0
Inning Stats	R: 0 E: 0 K: 0 S: 3 H: 0 LOB: 0 BB: 0 P: 3	R: 0 E: 0 K: 0 S: 3 H: 0 LOB: 0 BB: 0 P: 3	R: 0 E: 0 K: 1 S: 5 H: 0 LOB: 0 BB: 0 P: 5	R: 0 E: 0 K: 0 S: 3 H: 0 LOB: 0 BB: 0 P: 3	R: 0 E: 0 K: 0 S: 3 H: 1 LOB: 0 BB: 0 P: 3	R: 0 E: 0 K: 1 S: 5 H: 0 LOB: 0 BB: 0 P: 5	R: 0 E: 0 K: 1 S: 7 H: 2 LOB: 2 BB: 0 P: 7	R: 1 E: 0 K: 0 S: 6 H: 3 LOB: 2 BB: 0 P: 6	R: 0 E: 0 K: 0 S: 3 H: 1 LOB: 1 BB: 0 P: 3	1B: 6 2B: 1 3B: 0 HR: 0 SF: 0 SAC: 0 DP: 2 HBP: 0						

PITCHER		IP	WLS	BF	H	R	ER	SO	BB	IBB	HBP	BLK	WP	HR	S	P	ERA	WHIP
Jerry Reuss, L ERA: 3.48	(1, 1)	9.0	W	32	7	1	1	3	0	0	0	0	0	0	38	38	1.00	0.778

PITCHER	IP	WLS	BF	H	R	ER	SO	BB	IBB	HBP	BLK	WP	HR	S	P	ERA	WHIP

BOTTOM

Pittsburgh Pirates @ New York Mets

Shea Stadium, Flushing, NY

Fri Sep 27 1974, 7:05 PM EDT

Att. 17,440 - Unknown

livebaseballscorecards.com

AB	32
R	1
H	7
RBI	1
BB	0
SO	3
LOB	11

Pittsburgh Pirates @ New York Mets

Shea Stadium, Flushing, NY

Sat Sep 28 1974, 3:33 AM EDT

Att. 13,059 - Unknown

TOP

livebaseballscorecards.com

Batter	1	2	3	4	5	6	7	8	9	AB	R	H	RBI	BB	SO	LOB
Rennie Stennett, R (1, 4) OBP: 0.326, SLG: 0.381	0-0 1B G6-4-3 2B	0-0 FC6-4 1-2 1B		0-0 G6-4-3 1B		0-0 ③ F7		0-0 1B 3-H 1B		5	1	4	1	0	0	0
Manny Sanguillen, R (1, 2) OBP: 0.310, SLG: 0.370	0-0 G6-4-3 2-3 1B	0-0 ③ FC6-4 1-2f		0-0 ② ③ G6-4-3 1-2f			0-0 ① 4-3	0-0 1-3 1B		5	0	2	0	0	0	3
Al Oliver, L (1, 8) OBP: 0.358, SLG: 0.473	0-0 ① ② G6-4-3 1-2f 3-H		0-0 ① 3-1		6-3 HR 2B		0-0 ② 6-3	0-0 ③ 4-3		5	1	1	0	0	0	3
Willie Stargell, L (1, 7) OBP: 0.409, SLG: 0.548	B B B B 4-0 BB BB		B B B B 4-0 PB HR BB		0-0 ① 6-3 2-3		B B B B 4-0 1B BB		0-0 ① L8	1	1	0	0	3	0	1
Gene Clines, R (7, 7) OBP: 0.302, SLG: 0.247										1	0	0	0	0	0	0
Richie Zisk, R (1, 9) OBP: 0.384, SLG: 0.474	B B B B 4-0 1-2 BB		B B B B 4-0 1-2 HR BB		0-0 3-H HR		0-0 1-2 1B		0-0 1B 1B	3	2	3	2	2	0	0
Bob Robertson, R (1, 3) OBP: 0.319, SLG: 0.466	0-0 ③ P4		0-0 ② P3		0-0 ② 6-3		0-0 ③ 6-3		0-0 1-2 1B	5	0	1	0	0	0	6
Miguel Dilone, S (9, PR)										0	0	0	0	0	0	0
Ed Kirkpatrick, L (9, 3) OBP: 0.375, SLG: 0.354										0	0	0	0	0	0	0
Richie Hebner, L (1, 5) OBP: 0.368, SLG: 0.460		0-0 E3 1B	0-0 1-H 2-H HR		0-0 ③ 5-3			0-0 SH5-3 WP 1B 1B	0-0 ② F9	5	2	2	3	0	0	2
Frank Taveras, R (1, 6) OBP: 0.299, SLG: 0.272		0-0 ① F8	0-0 ③ 6-3			0-0 ① 4-3		0-0 ① SH5-3 1-3	0-0 ③ G3	3	0	0	0	0	0	1
Dave Parker, L (9, PH) OBP: 0.330, SLG: 0.421										1	0	0	0	0	0	2
Mario Mendoza, R (9, 6) OBP: 0.260, SLG: 0.253										0	0	0	0	0	0	0
Jim Rooker, R (1, 1) OBP: 0.333, SLG: 0.398		0-0 ② F9		0-0 ① 6-3		S S S 0-3 ② K		0-0 ② G3		4	0	0	0	0	1	2
Ramon Hernandez, S (9, 1) OBP: 0.400, SLG: 0.500										0	0	0	0	0	0	0
Inning Stats	R: 1 E: 0 K: 0 S: 4 H: 2 LOB: 2 BB: 2 P: 12	R: 0 E: 1 K: 0 S: 5 H: 1 LOB: 2 BB: 0 P: 5	R: 3 E: 0 K: 0 S: 4 H: 1 LOB: 2 BB: 2 P: 12	R: 0 E: 0 K: 0 S: 3 H: 1 LOB: 0 BB: 0 P: 3	R: 2 E: 0 K: 0 S: 5 H: 2 LOB: 0 BB: 0 P: 5	R: 0 E: 0 K: 1 S: 5 H: 0 LOB: 0 BB: 0 P: 5	R: 0 E: 0 K: 0 S: 4 H: 1 LOB: 2 BB: 1 P: 8	R: 1 E: 0 K: 0 S: 6 H: 3 LOB: 2 BB: 0 P: 6	R: 0 E: 0 K: 0 S: 5 H: 2 LOB: 2 BB: 0 P: 5	1B: 9 2B: 2 3B: 0 HR: 2	SF: 0 SAC: 1 DP: 2 HBP: 0						

	AB	38
	R	7
	H	13
	RBI	6
	BB	5
	SO	1
	LOB	20

WP: 1 PB: 1 SB: 0 CS: 0 PA: 44

PITCHER		IP	WLS	BF	H	R	ER	SO	BB	IBB	HBP	BLK	WP	HR	S	P	ERA	WHIP
Tug McGraw, L	(1, 1)	4.1	L	23	7	6	6	0	4	0	0	0	0	2	19	35	12.46	2.538
ERA: 4.16																		
Bob Miller, R	(5, 1)	0.2		2	0	0	0	0	0	0	0	0	0	0	2	2	0.00	0.000
ERA: 3.58																		
Harry Parker, R	(6, 1)	2.0		8	1	0	0	1	1	0	0	0	0	0	9	13	0.00	1.000
ERA: 3.92																		
Randy Sterling, R	(8, 1)	2.0		11	5	1	1	0	0	0	0	0	1	0	11	11	4.50	2.500
ERA: 4.82																		

PITCHER	IP	WLS	BF	H	R	ER	SO	BB	IBB	HBP	BLK	WP	HR	S	P	ERA	WHIP

BOTTOM

Pittsburgh Pirates @ New York Mets

Shea Stadium, Flushing, NY

Sat Sep 28 1974, 3:33 AM EDT

Att. 13,059 - Unknown

Batter	1	2	3	4	5	6	7	8	9	AB	R	H	RBI	BB	SO	LOB
Don Hahn, R (1, 8) OBP: 0.322, SLG: 0.330	1B 3-4-1 2B	P6			BBB 4-0 G5-4-3 BB			0-0 G5-4-3 1B		3	1	2	0	1	0	1
Felix Millan, R (1, 4) OBP: 0.317, SLG: 0.310	1B 3-4-1 2-3 1B		P4 ①		G5-4-3 ②③ 1-2f			G5-4-3 ①② 1-2f		4	0	1	0	0	0	2
Rusty Staub, L (1, 9) OBP: 0.347, SLG: 0.412	3-4-1 ① 1-2 3-H		L9 ②			HR		4-3 ③		4	1	1	2	0	0	1
Benny Ayala, R (1, 7) OBP: 0.303, SLG: 0.333	5-3 ②		1B			SSS 0-3 K ①			HR	4	1	2	1	0	1	1
John Milner, L (1, 3) OBP: 0.336, SLG: 0.407	2-3 1B		F9 ③			G6-4-3 1B			3-1 ①	4	0	2	0	0	0	1
Ted Martinez, R (1, 6) OBP: 0.242, SLG: 0.305	G3 ③			F8 ①		G6-4-3 ②③ 1-2f			BB 1B	4	0	1	0	0	0	3
Duffy Dyer, R (1, 2) OBP: 0.305, SLG: 0.216		5-3 ①		F8 ②			4-3 ①		F8 ②	4	0	0	0	0	0	1
Wayne Garrett, L (1, 5) OBP: 0.338, SLG: 0.334		2B		SSS 0-3 K ③			P6 ②		BBB 4-0 1-2 BB	3	0	1	0	1	1	0
Tug McGraw, R (1, 1) OBP: 0.188, SLG: 0.143		SSS 0-3 K ②			6-3 ①		5-3 ③		P3 ③	1	0	0	0	0	1	1
Bob Miller, R (5, 1) OBP: 0.111, SLG: 0.222										0	0	0	0	0	0	0
Brock Pemberton, S (5, PH) OBP: 0.182, SLG: 0.182										1	0	0	0	0	0	0
Harry Parker, R (6, 1)										0	0	0	0	0	0	0
George Theodore, R (7, PH) OBP: 0.244, SLG: 0.225										1	0	0	0	0	0	0
Randy Sterling, S (8, 1)										0	0	0	0	0	0	0
Ike Hampton, S (9, PH)										1	0	0	0	0	0	2
Inning Stats	R: 1 E: 0 K: 0 S: 6 H: 3 LOB: 2 BB: 0 P: 6	R: 0 E: 0 K: 1 S: 6 H: 1 LOB: 1 BB: 0 P: 6	R: 0 E: 0 K: 0 S: 4 H: 1 LOB: 1 BB: 0 P: 4	R: 0 E: 0 K: 1 S: 5 H: 0 LOB: 0 BB: 0 P: 5	R: 0 E: 0 K: 0 S: 2 H: 0 LOB: 0 BB: 1 P: 6	R: 1 E: 0 K: 1 S: 6 H: 2 LOB: 0 BB: 0 P: 6	R: 0 E: 0 K: 0 S: 3 H: 0 LOB: 0 BB: 0 P: 3	R: 0 E: 0 K: 0 S: 3 H: 1 LOB: 0 BB: 0 P: 3	R: 1 E: 0 K: 0 S: 5 H: 2 LOB: 2 BB: 1 P: 9	1B: 6 2B: 2 3B: 0 HR: 2	SF: 0 SAC: 0 DP: 3 HBP: 0						

	AB	34
	R	3
	H	10
	RBI	3
	BB	2
	SO	3
	LOB	13

livebaseballscorecards.com

PITCHER		IP	WLS	BF	H	R	ER	SO	BB	IBB	HBP	BLK	WP	HR	S	P	ERA	WHIP
Jim Rooker, L ERA: 2.78	(1, 1)	8.2	W	35	10	3	3	3	2	0	0	0	0	2	39	47	3.12	1.385
Ramon Hernandez, L ERA: 2.67	(9, 1)	0.1	S	1	0	0	0	0	0	0	0	0	0	0	1	1	0.00	0.000

PITCHER	IP	WLS	BF	H	R	ER	SO	BB	IBB	HBP	BLK	WP	HR	S	P	ERA	WHIP

Batter	1	2	3	4	5	6	7	8	9	AB	R	H	RBI	BB	SO	LOB
Rennie Stennett, R (1, 4) OBP: 0.324, SLG: 0.378	4-3			K		L4		F8		4	0	0	0	0	1	2
Richie Hebner, L (1, 5) OBP: 0.369, SLG: 0.459	G1-6-3, BB			G3		E7, 1-H			G3, PB, SF7, 1B	3	1	1	0	1	0	0
Al Oliver, L (1, 8) OBP: 0.355, SLG: 0.470	G1-6-3, 1-2f			5-3		4-3			G3, 1-3	4	0	0	0	0	0	3
Willie Stargell, L (1, 7) OBP: 0.410, SLG: 0.547		L5-3, BB			BB		K		SF7, 3-H	1	0	0	1	2	1	0
Richie Zisk, R (1, 9) OBP: 0.383, SLG: 0.473		K			F8		E6, G4-6-3		1B	4	0	1	0	0	1	2
Manny Sanguillen, R (1, 2) OBP: 0.308, SLG: 0.368		L5-3, 1-2			K		G4-6-3, 1-2f		P4	4	0	0	0	0	1	4
Ed Kirkpatrick, L (1, 3) OBP: 0.374, SLG: 0.351			P4		G3			FC4-6, BB		2	0	0	0	1	0	1
Frank Taveras, R (1, 6) OBP: 0.298, SLG: 0.271			L6			P5		FC4-6, 1-2f		1	0	0	0	0	0	0
Paul Popovich, S (6, PH) (6, 6) OBP: 0.250, SLG: 0.235										2	0	0	0	0	0	1
Ken Brett, L (1, 1) OBP: 0.337, SLG: 0.448			K			E, 1B		F7		0	0	0	0	0	0	0
Larry Demery, R (2, 1) OBP: 0.200, SLG: 0.242										1	0	0	0	0	1	0
Gene Clines, R (6, PH) OBP: 0.304, SLG: 0.250										1	1	1	0	0	0	0
John Morlan, R (6, 1)										0	0	0	0	0	0	0
Jim Minshall, R (6, 1)										0	0	0	0	0	0	0
Miguel Dilone, S (8, PH)										1	0	0	0	0	0	1
Juan Jimenez, R (8, 1)										0	0	0	0	0	0	0
Inning Stats	R: 0 E: 0 K: 0 S: 2 H: 0 LOB: 0 BB: 1 P: 6	R: 0 E: 0 K: 1 S: 4 H: 0 LOB: 0 BB: 1 P: 8	R: 0 E: 0 K: 1 S: 5 H: 0 LOB: 0 BB: 0 P: 5	R: 0 E: 0 K: 1 S: 5 H: 0 LOB: 0 BB: 0 P: 5	R: 0 E: 0 K: 1 S: 5 H: 0 LOB: 1 BB: 1 P: 9	R: 1 E: 1 K: 0 S: 5 H: 1 LOB: 1 BB: 0 P: 5	R: 0 E: 1 K: 1 S: 5 H: 0 LOB: 0 BB: 0 P: 5	R: 0 E: 0 K: 0 S: 3 H: 0 LOB: 1 BB: 1 P: 7	R: 1 E: 0 K: 0 S: 5 H: 2 LOB: 1 BB: 0 P: 5	1B: 3 2B: 1 3B: 0 HR: 0 SF: 1 SAC: 0 DP: 3 HBP: 0						

TOP

Pittsburgh Pirates @ New York Mets

Shea Stadium, Flushing, NY

Sun Sep 29 1974, 3:33 AM EDT

Att. 50,653 - Unknown

livebaseballscorecards.com

AB	28
R	2
H	3
RBI	1
BB	4
SO	5
LOB	14

PITCHER		IP	WLS	BF	H	R	ER	SO	BB	IBB	HBP	BLK	WP	HR	S	P	ERA	WHIP
Bob Apodaca, R ERA: 3.5	(1, 1)	9.0	W	33	3	2	1	5	4	0	0	0	0	0	39	55	1.00	0.778

PITCHER	IP	WLS	BF	H	R	ER	SO	BB	IBB	HBP	BLK	WP	HR	S	P	ERA	WHIP

Batter	1	2	3	4	5	6	7	8	9	AB	R	H	RBI	BB	SO	LOB
Don Hahn, R (1, 8) OBP: 0.323, SLG: 0.331	P5	SF9 SH5-4 1-2 2-H 3-H 1B		F9		1B 1B 1B		5-3		5	1	2	2	0	0	0
Felix Millan, R (1, 4) OBP: 0.318, SLG: 0.313	2B	SH5-4 1-2 2-3		L4		1B 1B 1-2 1B		5-3		4	1	2	0	0	0	0
Rusty Staub, L (1, 9) OBP: 0.349, SLG: 0.412	BB B B B B	IBB I I I I		L3		P6-4-3 1B 1-3 2-H 1B		L4		3	0	1	1	2	0	0
Benny Ayala, R (1, 7) OBP: 0.314, SLG: 0.350	P4	SF9 2-3 3-H			BB 1B 1B	P6-4-3 1-2 3-H 1B				3	1	2	2	0	0	2
George Theodore, R (1, 3) OBP: 0.244, SLG: 0.216	L7	4-3			B B B B 4-0 G4-3 1B 1-2 BB	P6-4-3 1-2f 2-3				3	0	0	0	1	0	6
Ted Martinez, R (1, 6) OBP: 0.245, SLG: 0.314		1B 3B	4-3		G4-3 1-2 2-H 1B	P6-3				4	1	2	1	0	0	1
Duffy Dyer, R (1, 2) OBP: 0.304, SLG: 0.217		2B 1B 3-H 1B	6-3		G4-3 1-2f 2-3		P6-3			4	1	1	1	0	0	2
Wayne Garrett, L (1, 5) OBP: 0.340, SLG: 0.337		1B 1-3 2B	B B B B BB		I I I I FC5-4 IBB		F7			2	1	1	0	2	0	0
Bob Apodaca, R (1, 1) OBP: 0.207, SLG: 0.200		B B B B SH5-4 1B SF9 BB	6-3		FC5-4 1-2f		L8			3	1	0	0	1	0	3
Inning Stats	R: 0 H: 1 E: 0 LOB: 2 K: 0 BB: 1 S: 4 P: 8	R: 4 H: 4 E: 0 LOB: 2 K: 0 BB: 2 S: 7 P: 15	R: 0 H: 0 E: 0 LOB: 1 K: 0 BB: 1 S: 3 P: 7	R: 0 H: 0 E: 0 LOB: 0 K: 0 BB: 0 S: 3 P: 3	R: 1 H: 2 E: 0 LOB: 2 K: 0 BB: 2 S: 4 P: 12	R: 2 H: 4 E: 0 LOB: 1 K: 0 BB: 0 S: 6 P: 6	R: 0 H: 0 E: 0 LOB: 0 K: 0 BB: 0 S: 3 P: 3	R: 0 H: 0 E: 0 LOB: 0 K: 0 BB: 0 S: 3 P: 3		1B: 8 SF: 1 2B: 2 SAC: 1 3B: 1 DP: 2 HR: 0 HBP: 0						

BOTTOM

Pittsburgh Pirates @ New York Mets

Shea Stadium, Flushing, NY

Sun Sep 29 1974, 3:33 AM EDT

Att. 50,653 - Unknown

livebaseballscorecards.com

AB	31
R	7
H	11
RBI	7
BB	6
SO	0
LOB	14

PITCHER		IP	WLS	BF	H	R	ER	SO	BB	IBB	HBP	BLK	WP	HR	S	P	ERA	WHIP
Ken Brett, L ERA: 3.3	(1, 1)	1.0	L	10	5	4	4	0	2	0	0	0	0	0	8	16	36.00	7.000
Larry Demery, R ERA: 4.25	(2, 1)	4.0		17	2	1	1	0	2	2	0	0	0	0	13	29	2.25	1.000
John Morlan, R ERA: 4.29	(6, 1)	0.0		4	4	2	2	0	0	0	0	0	0	0	4	4	∞	∞
Jim Minshall, R ERA:	(6, 1)	2.0		5	0	0	0	0	0	0	0	0	0	0	5	5	0.00	0.000
Juan Jimenez, R ERA: 6.75	(8, 1)	1.0		3	0	0	0	0	0	0	0	0	0	0	3	3	0.00	0.000

PITCHER	IP	WLS	BF	H	R	ER	SO	BB	IBB	HBP	BLK	WP	HR	S	P	ERA	WHIP

Batter	1	2	3	4	5	6	7	8	9	AB	R	H	RBI	BB	SO	LOB
Dave Cash, R (1, 4) OBP: 0.352, SLG: 0.382	F7		G6-3 1-2f 2-3		F8			BB 1-2		3	0	0	0	1	0	2
Larry Bowa, S (1, 6) OBP: 0.301, SLG: 0.341	K		F3			5-3		K		4	0	0	0	0	2	3
Mike Schmidt, R (1, 5) OBP: 0.396, SLG: 0.549	F8			F3		BB 1B		F8		3	0	0	0	1	0	2
Willie Montanez, L (1, 3) OBP: 0.343, SLG: 0.409		4-3		1B 2B		G6-4-3 1-3 1B		K		4	1	2	0	0	1	2
Greg Luzinski, R (1, 7) OBP: 0.331, SLG: 0.395		FC5-4 1B		2-H 1B		G6-4-3 1-2f			BB F9 WP 1B	3	1	2	1	1	0	2
Mike Anderson, R (1, 9) OBP: 0.317, SLG: 0.360		FC5-4 E S 1-2f		2B			6-3		F9 1-3	4	0	1	0	0	0	2
Jerry Martin, R (1, 8) OBP: 0.267, SLG: 0.286		K 1-3		K			5-3		K	3	0	0	0	0	2	2
Wayne Twitchell, R (7, 1) OBP: 0.171, SLG: 0.200										0	0	0	0	0	0	0
Tony Taylor, R (9, PH) OBP: 0.380, SLG: 0.484										1	0	0	0	0	1	1
Bob Boone, R (1, 2) OBP: 0.295, SLG: 0.324			G6-3 SH BB		P4		6-3		1B 3-H	3	0	1	1	1	0	0
Larry Christenson, R (1, 1)										1	0	0	0	0	1	0
Mac Scarce, L (6, 1)										0	0	0	0	0	0	0
Bill Robinson, R (7, 8) OBP: 0.285, SLG: 0.351			SH G6-3 1-2		K			BB 1B	1-3	2	0	1	0	0	0	1
Inning Stats	R: 0 E: 0 K: 1 S: 5 H: 0 LOB: 0 BB: 0 P: 5	R: 0 E: 0 K: 1 S: 6 H: 1 LOB: 1 BB: 0 P: 6	R: 0 E: 0 K: 0 S: 3 H: 0 LOB: 1 BB: 1 P: 7	R: 1 E: 0 K: 1 S: 7 H: 3 LOB: 1 BB: 0 P: 7	R: 0 E: 0 K: 1 S: 5 H: 0 LOB: 0 BB: 0 P: 5	R: 0 E: 0 K: 0 S: 3 H: 1 LOB: 1 BB: 1 P: 7	R: 0 E: 0 K: 0 S: 3 H: 0 LOB: 0 BB: 0 P: 3	R: 0 E: 0 K: 2 S: 8 H: 1 LOB: 2 BB: 1 P: 12	R: 1 E: 0 K: 1 S: 6 H: 1 LOB: 1 BB: 1 P: 10	1B: 5 2B: 2 3B: 0 HR: 0 SF: 0 SAC: 1 DP: 2 HBP: 0						

PITCHER	IP	WLS	BF	H	R	ER	SO	BB	IBB	HBP	BLK	WP	HR	S	P	ERA	WHIP
Jerry Koosman, L (1, 1) ERA: 3.36	9.0	W	36	7	2	2	7	4	0	0	0	1	0	46	62	2.00	1.222

PITCHER	IP	WLS	BF	H	R	ER	SO	BB	IBB	HBP	BLK	WP	HR	S	P	ERA	WHIP

TOP

Philadelphia Phillies @ New York Mets

Shea Stadium, Flushing, NY

Mon Sep 30 1974, 7:05 PM EDT

Att. 5,931 - Unknown

livebaseballscorecards.com

AB	31
R	2
H	7
RBI	2
BB	4
SO	7
LOB	17

WP: 1	PA: 36
PB: 0	
SB: 1	
CS: 0	

Batter	1	2	3	4	5	6	7	8	9	AB	R	H	RBI	BB	SO	LOB
Ted Martinez, R (1, 6) OBP: 0.248, SLG: 0.322	P5			1B 3B		F9 S 1B 1B	K			4	2	2	0	0	1	1
Felix Millan, R (1, 4) OBP: 0.320, SLG: 0.313	K			2B 3-H 1B		K 1-2	1-0 1-2 HBP			3	0	1	1	0	2	1
Ed Kranepool, L (1, 3) OBP: 0.353, SLG: 0.415	F2			6-4 1-3 2B		F9 2-3	P4			4	0	1	0	0	0	3
Rusty Staub, L (1, 9) OBP: 0.350, SLG: 0.410		L6		IBB		1B HR IBB		1-3		2	1	0	0	2	0	0
Benny Ayala, R (1, 7) OBP: 0.324, SLG: 0.359		5-3		6-4 2-3f		1-2 3-H HR 1B		1B		4	1	2	1	0	0	3
Wayne Garrett, L (1, 5) OBP: 0.340, SLG: 0.342		K		F9		1-H 2-H HR		F7		4	1	1	3	0	1	3
Bruce Boisclair, L (1, 8) OBP: 0.400, SLG: 0.444			G4-6-3 1B	K		4-3		F9		4	0	1	0	0	1	1
Ron Hodges, L (1, 2) OBP: 0.305, SLG: 0.338			G4-6-3 1-2f	F9			6-3			3	0	0	0	0	0	1
Jerry Koosman, R (1, 1) OBP: 0.247, SLG: 0.233			K	F7			HBP 1B			3	0	1	0	0	1	0
Inning Stats	R: 0 E: 0 K: 1 S: 5 H: 0 LOB: 0 BB: 0 P: 5	R: 0 E: 0 K: 1 S: 5 H: 0 LOB: 0 BB: 0 P: 5	R: 0 E: 0 K: 1 S: 5 H: 1 LOB: 0 BB: 0 P: 5	R: 1 E: 0 K: 0 S: 5 H: 3 LOB: 2 BB: 1 P: 9	R: 0 E: 0 K: 1 S: 5 H: 0 LOB: 0 BB: 0 P: 5	R: 4 E: 0 K: 1 S: 8 H: 3 LOB: 0 BB: 1 P: 12	R: 0 E: 0 K: 1 S: 6 H: 1 LOB: 2 BB: 0 P: 7	R: 0 E: 0 K: 0 S: 4 H: 1 LOB: 1 BB: 0 P: 4		1B: 6 2B: 2 3B: 1 HR: 1	SF: 0 SAC: 0 DP: 2 HBP: 1						

PITCHER		IP	WLS	BF	H	R	ER	SO	BB	IBB	HBP	BLK	WP	HR	S	P	ERA	WHIP
Larry Christenson, R ERA: 4.3	(1, 1)	5.2	L	23	6	4	4	5	0	2	0	0	0	0	31	39	6.35	1.059
Mac Scarce, L ERA: 4.99	(6, 1)	0.1		2	1	1	1	0	0	0	0	0	0	1	2	2	27.00	3.000
Wayne Twitchell, R ERA: 5.21	(7, 1)	2.0		9	2	0	0	1	0	0	1	0	0	0	10	11	0.00	1.000

PITCHER	IP	WLS	BF	H	R	ER	SO	BB	IBB	HBP	BLK	WP	HR	S	P	ERA	WHIP

BOTTOM

Philadelphia Phillies @ New York Mets

Shea Stadium, Flushing, NY

Mon Sep 30 1974, 7:05 PM EDT

Att. 5,931 - Unknown

livebaseballscorecards.com

AB	31
R	5
H	9
RBI	5
BB	2
SO	6
LOB	13

WP: 0	PB: 0	SB: 1	CS: 0
PA: 34			

Batter	1	2	3	4	5	6	7	8	9	AB	R	H	RBI	BB	SO	LOB
Dave Cash, R (1, 4) OBP: 0.352, SLG: 0.381	0-0 SH3 1B 2B 1B	0-0 1-3			0-0 G6-4-3 1-2f			0-0 F8		4	1	1	0	0	0	2
Larry Bowa, S (1, 6) OBP: 0.301, SLG: 0.340	0-0 SH3 1-2 2B 1B		0-3 K			0-0 F5		0-0 1-3		4	1	1	0	0	1	1
Mike Schmidt, R (1, 5) OBP: 0.394, SLG: 0.546	0-0 SH3 1-2 2-3		0-3 K			0-3 K			0-3 K	3	0	0	0	0	3	0
Willie Montanez, L (1, 3) OBP: 0.342, SLG: 0.410	0-0 2-H 3-H 2B		0-0 G3			0-0 4-3			0-3 K	4	0	1	2	0	1	0
Greg Luzinski, R (1, 7) OBP: 0.328, SLG: 0.391	0-3 K			0-3 K			0-3 K		0-3 K	3	0	0	0	0	3	1
Mike Anderson, R (7, 9) OBP: 0.316, SLG: 0.359										1	0	0	0	0	1	0
Del Unser, L (1, 8) OBP: 0.337, SLG: 0.399	4-0 BB			0-3 K			0-3 K			2	0	0	0	1	2	0
Jay Johnstone, L (1, 9) (7, 7) OBP: 0.371, SLG: 0.475	0-0 P4			0-0 P6			0-3 K			3	0	0	0	0	1	2
Bob Boone, R (1, 2) OBP: 0.295, SLG: 0.324		0-0 P6			0-3 K			0-0 SH3-4 1B		3	0	1	0	0	1	0
Jim Lonborg, R (1, 1) OBP: 0.140, SLG: 0.149		0-3 K			4-0 G6-4-3 BB			0-0 SH3-4 1-2		1	0	0	0	1	1	0
Inning Stats	R: 2 E: 0 K: 1 S: 8 H: 3 LOB: 2 BB: 1 P: 12	R: 0 E: 0 K: 1 S: 5 H: 0 LOB: 0 BB: 0 P: 5	R: 0 E: 0 K: 2 S: 7 H: 0 LOB: 0 BB: 0 P: 7	R: 0 E: 0 K: 2 S: 7 H: 0 LOB: 0 BB: 0 P: 7	R: 0 E: 0 K: 1 S: 4 H: 0 LOB: 0 BB: 1 P: 8	R: 0 E: 0 K: 1 S: 5 H: 0 LOB: 0 BB: 0 P: 5	R: 0 E: 0 K: 3 S: 9 H: 0 LOB: 0 BB: 0 P: 9	R: 0 E: 0 K: 0 S: 4 H: 1 LOB: 1 BB: 0 P: 4	R: 0 E: 0 K: 3 S: 9 H: 0 LOB: 0 BB: 0 P: 9	1B: 3 2B: 1 3B: 0 HR: 0	SF: 0 SAC: 2 DP: 1 HBP: 0						

TOP

Philadelphia Phillies @ New York Mets

Shea Stadium, Flushing, NY

Tue Oct 01 1974, 7:05 PM EDT

Att. 5,341 - Unknown

livebaseballscorecards.com

AB	28
R	2
H	4
RBI	2
BB	2
SO	14
LOB	6

WP: 0 PB: 0 SB: 0 CS: 0 PA: 32

PITCHER	IP	WLS	BF	H	R	ER	SO	BB	IBB	HBP	BLK	WP	HR	S	P	ERA	WHIP
Tom Seaver, R (1, 1) ERA: 3.2	9.0	L	32	4	2	2	14	2	0	0	0	0	0	58	66	2.00	0.667

PITCHER	IP	WLS	BF	H	R	ER	SO	BB	IBB	HBP	BLK	WP	HR	S	P	ERA	WHIP

Batter	1	2	3	4	5	6	7	8	9	AB	R	H	RBI	BB	SO	LOB
Ted Martinez, R (1, 6) OBP: 0.248, SLG: 0.324	G3		K		1-H 2B			6-3		4	0	1	1	0	1	1
Ken Boswell, L (1, 4) OBP: 0.276, SLG: 0.282	4-3		F8		6-3			6-3		4	0	0	0	0	0	2
Ed Kranepool, L (1, 3) OBP: 0.352, SLG: 0.417	F7			F8 2B		4-3		F7		4	0	1	0	0	0	0
Rusty Staub, L (1, 9) OBP: 0.349, SLG: 0.409		6-3		F8 2-3		1B			1-3	4	0	1	0	0	0	1
Wayne Garrett, L (1, 5) OBP: 0.338, SLG: 0.339		K		K		F7			4-3	4	0	0	0	0	2	2
Dave Schneck, L (1, 7) OBP: 0.254, SLG: 0.315		BB		K		P5			6-3	3	0	0	0	1	1	2
Bruce Boisclair, L (1, 8) OBP: 0.308, SLG: 0.333		K			F9		K			3	0	0	0	0	2	1
Ron Hodges, L (1, 2) OBP: 0.312, SLG: 0.341			1B		BB		4-3			2	1	1	0	1	0	0
Tom Seaver, R (1, 1) OBP: 0.200, SLG: 0.099			F7		K		6-3			3	0	0	0	0	1	2
Inning Stats	R: 0 H: 0 E: 0 LOB: 0 K: 0 BB: 0 S: 3 P: 3	R: 0 H: 0 E: 0 LOB: 1 K: 2 BB: 1 S: 7 P: 11	R: 0 H: 1 E: 0 LOB: 1 K: 1 BB: 0 S: 6 P: 6	R: 0 H: 1 E: 0 LOB: 1 K: 2 BB: 0 S: 8 P: 8	R: 1 H: 1 E: 0 LOB: 1 K: 1 BB: 1 S: 6 P: 10	R: 0 H: 1 E: 0 LOB: 1 K: 0 BB: 0 S: 4 P: 4	R: 0 H: 0 E: 0 LOB: 0 K: 1 BB: 0 S: 5 P: 5	R: 0 H: 0 E: 0 LOB: 0 K: 0 BB: 0 S: 3 P: 3	R: 0 H: 0 E: 0 LOB: 0 K: 0 BB: 0 S: 3 P: 3	1B: 2 SF: 0 2B: 2 SAC: 0 3B: 0 DP: 0 HR: 0 HBP: 0						WP: 0 PA: 33 PB: 0 SB: 0 CS: 0	

PITCHER	IP	WLS	BF	H	R	ER	SO	BB	IBB	HBP	BLK	WP	HR	S	P	ERA	WHIP
Jim Lonborg, R (1, 1) ERA: 3.21	9.0	W	33	4	1	1	7	2	0	0	0	0	0	45	53	1.00	0.667

PITCHER	IP	WLS	BF	H	R	ER	SO	BB	IBB	HBP	BLK	WP	HR	S	P	ERA	WHIP

BOTTOM

Philadelphia Phillies @ New York Mets

Shea Stadium, Flushing, NY

Tue Oct 01 1974, 7:05 PM EDT

Att. 5,341 - Unknown

livebaseballscorecards.com

AB	31
R	1
H	4
RBI	1
BB	2
SO	7
LOB	11

Batter	1	2	3	4	5	6	7	8	9	10	AB	R	H	RBI	BB	SO	LOB
Dave Cash, R (1, 4) OBP: 0.351, SLG: 0.380	6-3		E6 1B 1B SF7	K			CS 1B		6-3 1-2		5	1	1	0	0	1	2
Larry Bowa, S (1, 6) OBP: 0.298, SLG: 0.338	1-3		F8	K	K		F8		5-3		5	0	0	0	0	1	4
Mike Schmidt, R (1, 5) OBP: 0.395, SLG: 0.546	1B BB		1B 1-2 1B		E5 S 1B		F8 1-2			FC4-6 1B	4	1	2	0	1	0	1
Willie Montanez, L (1, 3) OBP: 0.343, SLG: 0.410	1-3 1B		1-2 2-3 1B		K 1-2			G3		FC4-6 1B 1-2f SF7	5	1	2	0	0	1	2
Greg Luzinski, R (1, 7) OBP: 0.330, SLG: 0.394 Alan Bannister, R (8, PR) OBP: 0.241, SLG: 0.120 Del Unser, L (8, 8) OBP: 0.337, SLG: 0.399 Ollie Brown, R (10, PH) OBP: 0.275, SLG: 0.417 (10, 7)	P4		SF7 3-H		FC5-4 2-H 1B			5-3 1B		1-3 1B	3 0 0 1	0 0 0 0	2 0 0 1	2 0 0 0	0 0 0 0	0 0 0 0	2 0 0 0
Bill Robinson, R (1, 8) OBP: 0.280, SLG: 0.346 (8, 7) (10, 8)		1-3	F9		FC5-4 1-2f			5-3 1-2		SF7 3-H	4	0	0	1	0	0	4
Mike Anderson, R (1, 9) OBP: 0.313, SLG: 0.354		5-3		5-3		K		K		6-3	5	0	0	0	0	2	3
Bob Boone, R (1, 2) OBP: 0.295, SLG: 0.322		BB FC6-4		F8		F8			6-3		3	0	0	0	1	0	0
Steve Carlton, L (1, 1) OBP: 0.238, SLG: 0.275 Tony Taylor, R (9, PH) OBP: 0.389, SLG: 0.484 Terry Harmon, R (9, PR) OBP: 0.278, SLG: 0.133 Gene Garber, R (9, 1)		FC6-4 1-2f		1B		F8			BB 6-3		3 0 0 0	0 0 0 0	1 0 0 0	0 1 0 0	0 0 0 0	0 0 0 0	1 0 0 0
Inning Stats	R: 0 E: 0 K: 0 S: 4 H: 1 LOB: 2 BB: 1 P: 8	R: 0 E: 0 K: 0 S: 3 H: 0 LOB: 1 BB: 1 P: 7	R: 1 E: 1 K: 0 S: 6 H: 2 LOB: 2 BB: 0 P: 6	R: 0 E: 0 K: 1 S: 6 H: 1 LOB: 1 BB: 0 P: 6	R: 1 E: 1 K: 2 S: 9 H: 1 LOB: 1 BB: 0 P: 9	R: 0 E: 0 K: 1 S: 5 H: 0 LOB: 0 BB: 0 P: 5	R: 0 E: 0 K: 0 S: 3 H: 1 LOB: 0 BB: 0 P: 3	R: 0 E: 0 K: 1 S: 6 H: 1 LOB: 2 BB: 0 P: 6	R: 0 E: 0 K: 0 S: 3 H: 0 LOB: 2 BB: 1 P: 7	R: 1 E: 0 K: 0 S: 5 H: 2 LOB: 1 BB: 0 P: 5	1B: 9 2B: 0 3B: 0 HR: 0 SF: 2 SAC: 0 DP: 0 HBP: 0						

PITCHER	IP	WLS	BF	H	R	ER	SO	BB	IBB	HBP	BLK	WP	HR	S	P	ERA	WHIP
Jon Matlack, L (1, 1) ERA: 2.41	10.0	L	43	9	3	1	5	3	0	0	0	0	0	50	62	0.90	1.200

PITCHER	IP	WLS	BF	H	R	ER	SO	BB	IBB	HBP	BLK	WP	HR	S	P	ERA	WHIP

TOP

Philadelphia Phillies @ New York Mets

Shea Stadium, Flushing, NY

Wed Oct 02 1974, 7:05 PM EDT

Att. 5,383 - Unknown

livebaseballscorecards.com

AB	38
R	3
H	9
RBI	3
BB	3
SO	5
LOB	19

1B: 9	SF: 2	WP: 0	PA: 43
2B: 0	SAC: 0	PB: 0	
3B: 0	DP: 0	SB: 1	
HR: 0	HBP: 0	CS: 1	

Philadelphia Phillies @ New York Mets

Shea Stadium, Flushing, NY

Wed Oct 02 1974, 7:05 PM EDT

Att. 5,383 - Unknown

BOTTOM

livebaseballscorecards.com

Batter	1	2	3	4	5	6	7	8	9	10	AB	R	H	RBI	BB	SO	LOB
Don Hahn, R (1, 8) OBP: 0.328, SLG: 0.337 Ron Hodges, L (10, PH) OBP: 0.310, SLG: 0.338	FC5-4 1B	F8			BBBB S BB			3-1 2B		SSS K ③	3 1	0 0	2 0	0 0	1 1	0 1	1 1
Felix Millan, R (1, 4) OBP: 0.317, SLG: 0.311	FC5-4 PB 1-2f ①	6-3 ①		F3 1-2 ③				3-1 2-3 ②			4	0	0	0	0	0	3
Rusty Staub, L (1, 9) OBP: 0.347, SLG: 0.406	F8 ②	F7 ②			F7 ①			4-3 ③			4	0	0	0	0	0	2
Benny Ayala, R (1, 7) OBP: 0.308, SLG: 0.338	5-3 1-2 ③	L6 ③			F7 ②				5-3 ①		4	0	0	0	0	0	1
George Theodore, R (1, 3) OBP: 0.247, SLG: 0.211 Ed Kranepool, L (9, PH) OBP: 0.350, SLG: 0.415 (10, 3)	BBBB PB 2-3 3B BB	SSS K ①			F3 ③				4-3 ②		2 1	1 0	0 0	0 0	1 0	1 0	0 0
Ted Martinez, R (1, 6) OBP: 0.247, SLG: 0.323 Ken Boswell, L (4, 5) OBP: 0.277, SLG: 0.279	2-3 1-2 ①	BBBB G6-4-3 BB				F7 ①	1-3 ①		5-3 ③		1 2	0 0	0 0	0 0	0 1	0 0	1 0
Duffy Dyer, R (1, 2) OBP: 0.302, SLG: 0.232	SH1-3 2-H 3B	G6-4-3 1-2f ②③				F3 ③	F8 ②			5-3 ①	4	1	1	1	0	0	1
Wayne Garrett, L (1, 5) OBP: 0.337, SLG: 0.337 (4, 6)	BBBB SH1-3 BB				4-3 ①		G3 ③			P6 ②	3	0	0	0	1	0	0
Jon Matlack, L (1, 1) OBP: 0.153, SLG: 0.101 John Milner, L (10, PH) OBP: 0.337, SLG: 0.408	SH1-3 1-2 3-H ②				SSS K ②			4-3 ①		1B	2 1	0 0	0 1	1 0	0 0	1 0	0 0
Inning Stats	R: 0 H: 1 E: 0 LOB: 1 K: 0 BB: 0 S: 4 P: 4	R: 2 H: 1 E: 0 LOB: 1 K: 0 BB: 2 S: 4 P: 12	R: 0 H: 0 E: 0 LOB: 0 K: 0 BB: 0 S: 3 P: 3	R: 0 H: 0 E: 0 LOB: 0 K: 1 BB: 1 S: 4 P: 8	R: 0 H: 0 E: 0 LOB: 1 K: 1 BB: 1 S: 5 P: 9	R: 0 H: 0 E: 0 LOB: 0 K: 0 BB: 0 S: 3 P: 3	R: 0 H: 0 E: 0 LOB: 0 K: 0 BB: 0 S: 3 P: 3	R: 0 H: 1 E: 0 LOB: 1 K: 0 BB: 0 S: 4 P: 4	R: 0 H: 0 E: 0 LOB: 0 K: 0 BB: 0 S: 3 P: 3	R: 0 H: 1 E: 0 LOB: 1 K: 1 BB: 0 S: 6 P: 6	1B: 2 SF: 0 2B: 1 SAC: 1 3B: 1 DP: 1 HR: 0 HBP: 0						

	AB	32
	R	2
	H	4
	RBI	2
	BB	4
	SO	3
	LOB	10

WP: 0 PA: 37
PB: 2
SB: 1
CS: 0

PITCHER		IP	WLS	BF	H	R	ER	SO	BB	IBB	HBP	BLK	WP	HR	S	P	ERA	WHIP
Steve Carlton, L ERA: 3.22	(1, 1)	8.0		30	3	2	2	2	4	0	0	0	0	0	30	46	2.25	0.875
Gene Garber, R ERA: 3.08	(9, 1)	2.0	W	7	1	0	0	1	0	0	0	0	0	0	9	9	0.00	0.500

PITCHER	IP	WLS	BF	H	R	ER	SO	BB	IBB	HBP	BLK	WP	HR	S	P	ERA	WHIP