New York Mets - 1976

Batter	1	2	3	4	5	6	7	8	9	AB	R	H	RBI	BB	SO	LOB
Pepe Mangual, R (1, 8) OBP: 0.400, SLG: 0.500	S S S 0-3 ① K		X 0-0 2B		B B B B 4-0 BB		S S S 0-3 ③ K		S S S 0-3 ③ K	0	1	0	0	0	0	0
Larry Biittner, L (1, 7) OBP: 0.250, SLG: 0.250	S S S 0-3 ② K		X 0-0 ① F7		X 0-0 ② L9			X 0-0 1B 1B 1B		4	1	1	0	0	1	2
Mike Jorgensen, L (1, 3) OBP: 0.750, SLG: 1.000	X 0-0 WP 2B		X 0-0 2-H 1B		S S S 0-3 ③ K			X 0-0 1-2 1B 1B		4	0	3	1	0	1	1
Larry Parrish, R (1, 5) OBP: 0.500, SLG: 0.500	S S S 0-3 ③ K 2-3		X 0-0 ② F8			X 0-0 E 1B		X 0-0 1-2 2-H 1B		4	0	2	1	0	1	2
Barry Foote, R (1, 2)		X 0-0 ① F9	X 0-0 ③ F8			X 0-0 E9 G6-4-3 1-2		S S S 0-3 ① K		4	0	0	0	0	1	4
Gary Carter, R (1, 9) OBP: 0.250, SLG: 0.250		X 0-0 HBP 1B		S S S 0-3 ① K		X 0-0 ① F9		X 0-0 ② F4		4	0	1	0	0	1	4
Pete Mackanin, R (1, 4)		H 1-0 1-2 HBP		X 0-0 ② L9		X 0-0 ② ③ G6-4-3 1-2f		X 0-0 ③ F7		3	0	0	0	0	0	4
Tim Foli, R (1, 6)		X 0-0 ② F6		X 0-0 ③ F2			X 0-0 ① F4		S S S 0-3 ① K	4	0	0	0	0	1	2
Steve Rogers, R (1, 1)		S S S 0-3 ③ K			X 0-0 ① G3		S S S 0-3 ② K		X 0-0 ② F9	2	0	0	0	0	1	2
Jim Dwyer, L (7, PH)										1	0	0	0	0	1	0
Fred Scherman, L (7, 1)										0	0	0	0	0	0	0
Jose Morales, R (9, PH)										1	0	0	0	0	0	0
Inning Stats	R: 0 E: 0 K: 3 S: 10 H: 1 LOB: 1 BB: 0 P: 10	R: 0 E: 0 K: 1 S: 6 H: 1 LOB: 2 BB: 0 P: 7	R: 1 E: 0 K: 0 S: 5 H: 2 LOB: 1 BB: 0 P: 5	R: 0 E: 0 K: 1 S: 5 H: 0 LOB: 0 BB: 0 P: 5	R: 0 E: 0 K: 1 S: 5 H: 0 LOB: 1 BB: 1 P: 9	R: 0 E: 1 K: 0 S: 4 H: 1 LOB: 1 BB: 0 P: 4	R: 0 E: 0 K: 2 S: 7 H: 0 LOB: 0 BB: 0 P: 7	R: 1 E: 0 K: 1 S: 8 H: 3 LOB: 2 BB: 0 P: 8	R: 0 E: 0 K: 2 S: 7 H: 0 LOB: 0 BB: 0 P: 7	1B: 6 2B: 2 3B: 0 HR: 0 SF: 0 SAC: 0 DP: 1 HBP: 1						

PITCHER	IP	WLS	BF	H	R	ER	SO	BB	IBB	HBP	BLK	WP	HR	S	P	ERA	WHIP
Tom Seaver, R (1, 1) ERA: 1.29	7.0	W	28	5	1	1	8	1	0	1	0	1	0	42	47	1.29	0.857
Skip Lockwood, R (8, 1) ERA: 4.5	2.0	S	9	3	1	1	3	0	0	0	0	0	0	15	15	4.50	1.500

PITCHER	IP	WLS	BF	H	R	ER	SO	BB	IBB	HBP	BLK	WP	HR	S	P	ERA	WHIP

TOP

Montreal Expos @ New York Mets

Shea Stadium, Flushing, NY

Fri Apr 09 1976, 3:33 AM EST

Att. 17,013 - Unknown

livebaseballscorecards.com

AB	31
R	2
H	7
RBI	2
BB	0
SO	8
LOB	21

WP: 1	PA: 37
PB: 0	
SB: 0	
CS: 0	

Montreal Expos @ New York Mets

Shea Stadium, Flushing, NY

Fri Apr 09 1976, 3:33 AM EST

Att. 17,013 - Unknown

BOTTOM

Batter	1	2	3	4	5	6	7	8	9	AB	R	H	RBI	BB	SO	LOB
Wayne Garrett, L (1, 5)	K	E7 1-2 2-3		F8			F5			4	0	0	0	0	1	3
Felix Millan, R (1, 4)	FC5-4 BB HBP	9-2 3-Hf		F4			5-3			3	0	0	0	0	0	4
Ed Kranepool, L (1, 3)	FC5-4 1-2 BB	4-3			K		L5			3	0	0	0	1	1	0
Dave Kingman, R (1, 9)	FC5-4 S 1-2f 2-3	K			K			K		4	0	0	0	0	3	2
John Milner, L (1, 7) Bruce Boisclair, L (9, 7)	F8 1-2	K			L4			K		4 0	0 0	0 0	0 0	0 0	2 0	2 0
Del Unser, L (1, 8) OBP: 0.500, SLG: 1.000		1B 3B		E5 S 2B		1B		L7		4	2	2	0	0	0	0
Jerry Grote, R (1, 2) OBP: 0.667, SLG: 0.500		E 6-3 9-2 1B 3-H		2B BB 1-2		F7				2	1	1	1	1	0	1
Bud Harrelson, S (1, 6) OBP: 0.333, SLG: 0.667		6-3 1-2		2B 1-H 2-H		L7				3	0	1	2	0	0	2
Tom Seaver, R (1, 1) Skip Lockwood, R (8, 1)		E BB		F2		K				2 0	0 0	0 0	0 0	1 0	1 0	2 0
Inning Stats	R: 0 E: 0 K: 1 S: 5 H: 0 LOB: 2 BB: 1 P: 10	R: 1 E: 1 K: 0 S: 5 H: 2 LOB: 2 BB: 1 P: 9	R: 0 E: 0 K: 2 S: 7 H: 0 LOB: 0 BB: 0 P: 7	R: 2 E: 1 K: 0 S: 5 H: 1 LOB: 1 BB: 1 P: 9	R: 0 E: 0 K: 2 S: 7 H: 0 LOB: 0 BB: 0 P: 7	R: 0 E: 0 K: 1 S: 6 H: 1 LOB: 1 BB: 0 P: 6	R: 0 E: 0 K: 0 S: 3 H: 0 LOB: 0 BB: 0 P: 3	R: 0 E: 0 K: 2 S: 7 H: 0 LOB: 0 BB: 0 P: 7		1B: 2 2B: 2 3B: 1 HR: 0	SF: 0 SAC: 0 DP: 1 HBP: 1					

livebaseballscorecards.com

AB	29
R	3
H	4
RBI	3
BB	3
SO	8
LOB	16

WP: 0 PB: 0 SB: 2 CS: 0 PA: 33

PITCHER		IP	WLS	BF	H	R	ER	SO	BB	IBB	HBP	BLK	WP	HR	S	P	ERA	WHIP
Steve Rogers, R ERA: 3.0	(1, 1)	6.0	L	27	4	3	2	6	3	0	1	0	0	0	35	48	3.00	1.167
Fred Scherman, L ERA:	(7, 1)	2.0		6	0	0	0	2	0	0	0	0	0	0	10	10	0.00	0.000

PITCHER	IP	WLS	BF	H	R	ER	SO	BB	IBB	HBP	BLK	WP	HR	S	P	ERA	WHIP

Montreal Expos @ New York Mets

Shea Stadium, Flushing, NY

Sat Apr 10 1976, 3:33 AM EST

Att. 12,035 - Unknown

TOP

livebaseballscorecards.com

Batter	1	2	3	4	5	6	7	8	9	AB	R	H	RBI	BB	SO	LOB
Pepe Mangual, R (1, 8) OBP: 0.333, SLG: 0.286	H 1-0 HBP		x 0-0 ② 5-3			x 0-0 ① 5-3		x 0-0 ③ 6-3		0	0	0	0	0	0	0
Dale Murray, R (8, 1)										0	0	0	0	0	0	0
Mike Jorgensen, L (1, 3)	x 0-0 ① F7 1-2		x 0-0 ③ 4-3			x 0-0 ② F8			x 0-0 ① F9	4	0	0	0	0	0	1
Larry Parrish, R (1, 5) OBP: 0.250, SLG: 0.250	x 0-0 ② F8			S 0-3 ① K		S 0-3 ③ K			S 0-3 ② K	4	0	0	0	0	3	1
Gary Carter, R (1, 7) OBP: 0.250, SLG: 0.250	x 0-0 ③ F6			x 0-0 G6-4-3 1B			x 0-0 ① F4		x 0-0 ③ F6	4	0	1	0	0	0	1
Barry Foote, R (1, 2)		x 0-0 ① F6		x 0-0 ② ③ G6-4-3 1-2f			x 0-0 ② 6-3			3	0	0	0	0	0	1
Pete Mackanin, R (1, 4)		x 0-0 ② F3			x 0-0 ① F8		x 0-0 ③ F9			3	0	0	0	0	0	0
Tim Foli, R (1, 6) OBP: 0.286, SLG: 0.286		x 0-0 S 1B			x 0-0 ② F8			x 0-0 1B		3	0	2	0	0	0	0
Jerry White, S (8, PR)										0	0	0	0	0	0	0
(8, 8)																
Ellis Valentine, R (1, 9) OBP: 0.333, SLG: 0.333		x 0-0 ③ F4 1-2			x 0-0 1B			x 0-0 ① F4		3	0	1	0	0	0	2
Woodie Fryman, R (1, 1)			x 0-0 ① L7		S 0-3 ③ K			x 0-0 ② F4		2	0	0	0	0	1	1
Jose Morales, R (8, PH)										1	0	0	0	0	0	1
Pepe Frias, R (8, 6)										0	0	0	0	0	0	0
Inning Stats	R: 0 E: 0 K: 0 S: 3 H: 0 LOB: 1 BB: 0 P: 4	R: 0 E: 0 K: 0 S: 4 H: 1 LOB: 1 BB: 0 P: 4	R: 0 E: 0 K: 0 S: 3 H: 0 LOB: 0 BB: 0 P: 3	R: 0 E: 0 K: 1 S: 5 H: 1 LOB: 0 BB: 0 P: 5	R: 0 E: 0 K: 1 S: 6 H: 1 LOB: 1 BB: 0 P: 6	R: 0 E: 0 K: 1 S: 5 H: 0 LOB: 0 BB: 0 P: 5	R: 0 E: 0 K: 0 S: 3 H: 0 LOB: 0 BB: 0 P: 3	R: 0 E: 0 K: 0 S: 4 H: 1 LOB: 1 BB: 0 P: 4	R: 0 E: 0 K: 1 S: 5 H: 0 LOB: 0 BB: 0 P: 5	1B: 4 2B: 0 3B: 0 HR: 0 SF: 0 SAC: 0 DP: 1 HBP: 1							

	AB	27
	R	0
	H	4
	RBI	0
	BB	0
	SO	4
	LOB	8

WP: 0 PB: 0 SB: 2 CS: 0 PA: 31

PITCHER	IP	WLS	BF	H	R	ER	SO	BB	IBB	HBP	BLK	WP	HR	S	P	ERA	WHIP
Jon Matlack, L (1, 1) ERA:	9.0	W	31	4	0	0	4	0	0	1	0	0	0	38	39	0.00	0.444

PITCHER	IP	WLS	BF	H	R	ER	SO	BB	IBB	HBP	BLK	WP	HR	S	P	ERA	WHIP

Montreal Expos @ New York Mets

Shea Stadium, Flushing, NY

Sat Apr 10 1976, 3:33 AM EST

Att. 12,035 - Unknown

BOTTOM

Batter	1	2	3	4	5	6	7	8	9	AB	R	H	RBI	BB	SO	LOB
Bud Harrelson, S (1, 6) OBP: 0.286, SLG: 0.714	5-3			2B 3B		K		1-3		4	1	1	0	0	1	0
Felix Millan, R (1, 4) OBP: 0.286, SLG: 0.333	F4			8-6-5 2B 3-H		6-3				3	0	1	1	0	0	0
Joe Torre, R (1, 3)	5-3			8-6-5 2-3f			F3			3	0	0	0	0	0	1
Dave Kingman, R (1, 9)		5-3		5-3			E5 FC5 S			3	0	0	0	0	0	0
Benny Ayala, R (1, 7) OBP: 0.667, SLG: 0.500 Bruce Boisclair, L (8, 7)		BBBB G5-4-3 BB			CS 1B		K 1-2			2 0	0 0	1 0	0 0	1 0	1 0	1 0
Jerry Grote, R (1, 2) OBP: 0.500, SLG: 0.250		G5-4-3 1-2f			F8 1-2		FC5 IBB			2	0	0	0	1	0	2
Del Unser, L (1, 8) OBP: 0.429, SLG: 0.667			K		BB		FC5 1-2 2-3f			2	0	0	0	1	1	2
Roy Staiger, R (1, 5)			F8		F8			F2		3	0	0	0	0	0	1
Jon Matlack, L (1, 1)			K			F6		K		3	0	0	0	0	2	0
Inning Stats	R: 0 E: 0 K: 0 S: 3 H: 0 LOB: 0 BB: 0 P: 3	R: 0 E: 0 K: 0 S: 2 H: 0 LOB: 0 BB: 1 P: 6	R: 0 E: 0 K: 2 S: 7 H: 0 LOB: 0 BB: 0 P: 7	R: 1 E: 0 K: 0 S: 4 H: 2 LOB: 0 BB: 0 P: 4	R: 0 E: 0 K: 0 S: 3 H: 1 LOB: 1 BB: 1 P: 7	R: 0 E: 0 K: 1 S: 5 H: 0 LOB: 0 BB: 0 P: 5	R: 0 E: 1 K: 1 S: 6 H: 0 LOB: 2 BB: 1 P: 10	R: 0 E: 0 K: 1 S: 5 H: 0 LOB: 0 BB: 0 P: 5		1B: 1 2B: 2 3B: 1 HR: 0 SF: 0 SAC: 0 DP: 2 HBP: 0						

livebaseballscorecards.com

AB	25
R	1
H	3
RBI	1
BB	3
SO	5
LOB	7

WP: 0 PA: 28
PB: 0
SB: 1
CS: 1

PITCHER		IP	WLS	BF	H	R	ER	SO	BB	IBB	HBP	BLK	WP	HR	S	P	ERA	WHIP
Woodie Fryman, L ERA: 1.29	(1, 1)	7.0	L	25	3	1	1	4	2	1	0	0	0	0	30	42	1.29	0.714
Dale Murray, R ERA:	(8, 1)	1.0		3	0	0	0	1	0	0	0	0	0	0	5	5	0.00	0.000

PITCHER		IP	WLS	BF	H	R	ER	SO	BB	IBB	HBP	BLK	WP	HR	S	P	ERA	WHIP

Montreal Expos @ New York Mets

Shea Stadium, Flushing, NY

Sun Apr 11 1976, 3:33 AM EST

Att. 12,273 - Unknown

TOP

livebaseballscorecards.com

Batter	1	2	3	4	5	6	7	8	9	AB	R	H	RBI	BB	SO	LOB
Jerry White, S (1, 8) OBP: 0.800, SLG: 0.750	F8	1B 2-H		BLK 1B 2-3		BB BBBB		1B 1-3 3-H		4	0	3	2	1	0	0
Mike Jorgensen, L (1, 3) OBP: 0.231, SLG: 0.308	E1 SH1-3	L7		K 1-2 3-H SSS		L7-6-4 2-3		4-3		5	0	0	0	0	1	5
Larry Parrish, R (1, 5) OBP: 0.167, SLG: 0.167	SH1-3 1-2		K SSS	K SSS			L7		F2	4	0	0	0	0	2	1
Gary Carter, R (1, 2) OBP: 0.308, SLG: 0.385	K SSS		1B 2B		1-3		FC5-4 1B		1-3	5	1	2	0	0	1	1
Nate Colbert, R (1, 7) OBP: 0.500, SLG: 1.250		5-3	S 1B 2-H		HR		F6		F6	4	1	2	2	0	0	1
Jim Dwyer, L (7, 7)										1	0	0	0	0	0	0
Pete Mackanin, R (1, 4) OBP: 0.182, SLG: 0.100		SH 2B 1B	F8 1-2		F2		FC5-4 1-2f			4	1	1	0	0	0	2
Pepe Frias, R (7, 4)										0	0	0	0	0	0	0
Tim Foli, R (1, 6) OBP: 0.200, SLG: 0.200		SH 2B 1-2	4-3		6-3			5-3		3	1	0	0	0	0	1
Bombo Rivera, R (1, 9) OBP: 0.750, SLG: 1.333		1B 2B 1-H 2-H		E5 1B SH5-4 BLK		L7-6-4 SH2-4 BB BBBB		1B 2B		3	3	2	2	1	0	0
Dan Warthen, S (1, 1)		K SSS		SH5-4 1-2		SH2-4 1-2		1B 1B 2-3		1	0	0	0	0	1	1
Wayne Granger, R (3, 1)										0	0	0	0	0	0	0
Don Carrithers, R (4, 1)										0	0	0	0	0	0	0
Fred Scherman, L (5, 1) OBP: 1.000, SLG: 1.000										1	0	1	0	0	0	0
Dale Murray, R (9, 1)										0	0	0	0	0	0	0

Inning Stats	1	2	3	4	5	6	7	8	9
	R: 0 E: 1 K: 1 S: 6	H: 0 LOB: 1 BB: 0 P: 6	R: 3 E: 1 K: 1 S: 9	H: 3 LOB: 1 BB: 0 P: 9	R: 1 E: 0 K: 1 S: 7	H: 2 LOB: 1 BB: 0 P: 7	R: 1 E: 1 K: 2 S: 9	H: 1 LOB: 1 BB: 0 P: 9	R: 1 E: 0 K: 0 S: 4	H: 1 LOB: 0 BB: 0 P: 4
	R: 0 E: 0 K: 0 S: 2	H: 0 LOB: 1 BB: 2 P: 10	R: 0 E: 0 K: 0 S: 4	H: 1 LOB: 1 BB: 0 P: 4	R: 1 E: 0 K: 0 S: 5	H: 3 LOB: 1 BB: 0 P: 5	R: 0 E: 0 K: 0 S: 3	H: 0 LOB: 0 BB: 0 P: 3		

	AB	35
	R	7
	H	11
	RBI	6
	BB	2
	SO	5
	LOB	12

	1B: 7	SF: 0	WP: 0	PA: 41
	2B: 4	SAC: 4	PB: 0	
	3B: 0	DP: 1	SB: 1	
	HR: 1	HBP: 0	CS: 0	

PITCHER		IP	WLS	BF	H	R	ER	SO	BB	IBB	HBP	BLK	WP	HR	S	P	ERA	WHIP
Mickey Lolich, L ERA: 4.5	(1, 1)	2.0	L	11	3	3	1	2	0	0	0	0	0	0	15	15	4.50	1.500
Hank Webb, R ERA: 6.0	(3, 1)	3.0		14	4	3	2	3	0	0	0	1	0	1	20	20	6.00	1.333
Bob Apodaca, R ERA: 2.25	(6, 1)	4.0		16	4	1	1	0	2	0	0	0	0	0	14	22	2.25	1.500

PITCHER	IP	WLS	BF	H	R	ER	SO	BB	IBB	HBP	BLK	WP	HR	S	P	ERA	WHIP

Batter	1	2	3	4	5	6	7	8	9	AB	R	H	RBI	BB	SO	LOB
Bud Harrelson, S (1, 6) OBP: 0.385, SLG: 0.545	S S S 0-3 ① K		B B B B 4-0 HBP 1B 1B BB	x 0-0 4-3 SH1-4 1-2 1B	B B B B 4-0 HBP 1-2 BB		x 0-0 ② 6-3		x 0-0 ① FC2-6 G3-6-3 1-2f	4	1	1	0	2	1	1
Felix Millan, R (1, 4) OBP: 0.333, SLG: 0.300	x 0-0 ② 6-3		x 0-0 HBP 1-2 1B 1B	x 0-0 ① SH1-4 1-2 2-3	H 1-0 1-2 2-3 HBP		x 0-0 ③ 5-3		x 0-0 ②③ G3-6-3 1-2f	4	1	1	0	0	0	1
Joe Torre, R (1, 3) Ed Kranepool, L (4, 3)	x 0-0 ③ F7		H 1-0 1B 1B 1-2 2-3 HBP	x 0-0 ② 4-3 2-3 3-H	x 0-0 ③ 4-3			x 0-0 ① F7		1 3	1 0	0 0	0 1	0 0	0 0	0 4
Dave Kingman, R (1, 9) OBP: 0.250, SLG: 0.545		x 0-0 3-1 2B	x 0-0 ① F2	H 1-0 BB HBP		S S S 0-3 ① K		x 0-0 HR		4	1	2	1	0	1	3
Benny Ayala, R (1, 7) OBP: 0.500, SLG: 0.333 John Milner, L (3, PH) OBP: 0.375, SLG: 0.167 (4, 7)		x 0-0 ① 3-1 2-3	x 0-0 ② F2	B B B B 4-0 1-2 BB		x 0-0 WP 1B 1B		B B B B 4-0 BB		1 2	0 0	0 1	0 0	0 2	0 0	1 3
Jerry Grote, R (1, 2) OBP: 0.545, SLG: 0.375		B B B B 4-0 BB BB	x 0-0 E 1B 1-2 2-H 3-H 1B	x 0-0 ③ F4		x 0-0 WP 1-2 1B		x 0-0 ② L7		4	0	2	2	1	0	4
Del Unser, L (1, 8) OBP: 0.500, SLG: 0.556		B B B B 4-0 1-2 BB	x 0-0 E8 1-3 2-H 1B		B B B B 4-0 G3-6-1 BB	x 0-0 ② F9 1-2 2-3		S S S 0-3 ③ K		3	0	1	1	2	1	3
Roy Staiger, R (1, 5) Wayne Garrett, L (3, PH) (4, 5)	S S S 0-3 ② K	x 0-0 ③ F7			x 0-0 ①② G3-6-1 1-2f	S S S 0-3 ③ K			B B B B 4-0 PB 1B BB	1 3	0 1	0 0	0 0	1 1	3 5	
Mickey Lolich, S (1, 1) John Stearns, R (2, PH) Hank Webb, R (3, 1) Bruce Boisclair, L (5, PH) OBP: 1.000, SLG: 1.000 Bob Apodaca, R (6, 1) Ron Hodges, L (9, PH) OBP: 1.000, SLG: 1.000	x 0-0 ③ F8		B B B B 4-0 SH1-4 1B 4-3 BB	x 0-0 HBP S 1B		x 0-0 ① F9		x 0-0 FC2-6 1-H 1B		0 1 0 1 1 1	0 0 1 0 0 0	0 0 0 1 0 1	0 0 0 0 0 1	0 0 1 0 0 1	0 3 0 0 0 0	0 0 0 0 0 0
Inning Stats	R: 0 E: 0 K: 1 S: 5 H: 0 LOB: 0 BB: 0 P: 5	R: 0 E: 0 K: 1 S: 6 H: 1 LOB: 3 BB: 2 P: 14	R: 3 E: 1 K: 0 S: 6 H: 3 LOB: 2 BB: 1 P: 11	R: 1 E: 0 K: 0 S: 4 H: 1 LOB: 3 BB: 2 P: 13	R: 0 E: 0 K: 0 S: 3 H: 1 LOB: 3 BB: 2 P: 12	R: 0 E: 0 K: 2 S: 9 H: 2 LOB: 2 BB: 0 P: 9	R: 0 E: 0 K: 0 S: 3 H: 0 LOB: 0 BB: 0 P: 3	R: 1 E: 0 K: 1 S: 6 H: 1 LOB: 1 BB: 1 P: 10	R: 1 E: 0 K: 0 S: 3 H: 1 LOB: 0 BB: 1 P: 7	1B: 8 2B: 1 3B: 0 HR: 1	SF: 0 SAC: 1 DP: 2 HBP: 3					

PITCHER		IP	WLS	BF	H	R	ER	SO	BB	IBB	HBP	BLK	WP	HR	S	P	ERA	WHIP
Dan Warthen, L ERA: 9.0	(1, 1)	2.0		11	2	2	2	2	3	0	0	0	0	0	12	24	9.00	2.500
Wayne Granger, R ERA: 10.8	(3, 1)	1.2		11	3	2	2	0	1	0	2	0	0	0	8	14	10.80	2.400
Don Carrithers, R ERA:	(4, 1)	1.0		7	1	0	0	0	3	0	1	0	0	0	3	16	0.00	4.000
Fred Scherman, L ERA: 1.69	(5, 1)	3.1	W	15	3	2	1	3	2	0	0	0	1	1	19	27	2.70	1.500
Dale Murray, R ERA:	(9, 1)	1.0	S	3	1	0	0	0	0	0	0	0	0	0	3	3	0.00	1.000

PITCHER	IP	WLS	BF	H	R	ER	SO	BB	IBB	HBP	BLK	WP	HR	S	P	ERA	WHIP

BOTTOM

Montreal Expos @ New York Mets

Shea Stadium, Flushing, NY

Sun Apr 11 1976, 3:33 AM EST

Att. 12,273 - Unknown

livebaseballscorecards.com

AB	34
R	6
H	10
RBI	6
BB	9
SO	5
LOB	31

WP: 1 PA: 47
PB: 1
SB: 1
CS: 0

Batter	1	2	3	4	5	6	7	8	9	AB	R	H	RBI	BB	SO	LOB
Wayne Garrett, L (1, 5)	F9		4-3	4-3 (2-3 3-H)		L7		K	F7	6	0	0	1	0	1	2
John Milner, L (1, 7) OBP: 0.462, SLG: 0.818	P6		1B 2B	3-H 2B		E4 G4-6-3		HR		5	1	3	2	0	0	0
Ed Kranepool, L (1, 3) OBP: 0.333, SLG: 0.111	BB		2-3 FC6-4 1B	BB		G4-6-3 (1-2f)		E7 1B		3	0	1	0	2	0	1
Bruce Boisclair, L (8, PR) OBP: 1.000, SLG: 1.000 (8, 8)										0	0	0	0	0	0	0
Dave Kingman, R (1, 9) OBP: 0.294, SLG: 0.467	K		K	F7			FC3-6 1B	1B IBB		4	0	1	0	1	2	5
Del Unser, L (1, 8) OBP: 0.375, SLG: 0.385		K	FC6-4 (1-2f)		K		FC3-6 (1-2f) 1B	1-2 2-3 1B		4	0	0	0	0	2	3
Joe Torre, R (8, PH) OBP: 0.333, SLG: 0.200 (8, 3)										1	0	1	0	0	0	0
Felix Millan, R (1, 4) OBP: 0.353, SLG: 0.357		5-3		1B 2B	BB 1B		F9	L8		4	1	1	0	1	0	4
Jerry Grote, R (1, 2) OBP: 0.688, SLG: 0.545		BB 1B		1B 4-3 HBP	1-2 1B		1-2 1B		BB 4-3	3	1	3	0	1	0	0
Bud Harrelson, S (1, 6) OBP: 0.389, SLG: 0.467		BB 1-2 FC6-4		1-3 2-H 4-3 S 2B 1B	L8		F5		1-2 4-3	4	1	1	1	1	0	5
Craig Swan, R (1, 1)		FC6-4 (1-2f)		1-2 K	K			6-3	K	3	0	0	0	0	2	6
Jerry Koosman, R (7, 1)										0	0	0	0	0	0	0
Benny Ayala, R (8, PH) OBP: 0.400, SLG: 0.250										1	0	0	0	0	0	0
Skip Lockwood, R (8, 1)										1	0	0	0	0	1	1
Inning Stats	R: 0 E: 0 K: 1 S: 5 H: 0 LOB: 1 BB: 1 P: 9	R: 0 E: 0 K: 1 S: 6 H: 1 LOB: 2 BB: 1 P: 10	R: 0 E: 0 K: 1 S: 7 H: 2 LOB: 2 BB: 0 P: 7	R: 3 E: 0 K: 1 S: 8 H: 3 LOB: 2 BB: 1 P: 13	R: 0 E: 0 K: 2 S: 8 H: 1 LOB: 2 BB: 1 P: 12	R: 0 E: 1 K: 0 S: 3 H: 0 LOB: 0 BB: 0 P: 3	R: 0 E: 0 K: 0 S: 5 H: 2 LOB: 2 BB: 0 P: 5	R: 1 E: 1 K: 1 S: 8 H: 2 LOB: 3 BB: 1 P: 12	R: 0 E: 0 K: 1 S: 5 H: 0 LOB: 1 BB: 1 P: 9	1B: 7 2B: 3 3B: 0 HR: 1	SF: 0 SAC: 0 DP: 1 HBP: 1						

TOP

New York Mets @ Chicago Cubs

Wrigley Field, Chicago, IL

Tue Apr 13 1976, 3:33 AM CST

Att. 44,818 - Sunny - 62 F

livebaseballscorecards.com

AB	39
R	4
H	11
RBI	4
BB	6
SO	8
LOB	27

PITCHER		IP	WLS	BF	H	R	ER	SO	BB	IBB	HBP	BLK	WP	HR	S	P	ERA	WHIP
Rick Reuschel, R ERA: 7.36	(1, 1)	3.2		21	6	3	3	4	3	0	1	0	0	0	25	38	7.36	2.455
Paul Reuschel, R ERA:	(4, 1)	3.1		14	3	0	0	2	1	0	0	0	0	0	17	21	0.00	1.200
Darold Knowles, L ERA: 3.86	(8, 1)	0.2		5	1	1	1	1	0	1	0	0	0	1	6	10	13.50	1.500
Mike Garman, R ERA: 5.4	(8, 1)	1.1	W	6	1	0	0	1	1	0	0	0	0	0	7	11	0.00	1.500

PITCHER	IP	WLS	BF	H	R	ER	SO	BB	IBB	HBP	BLK	WP	HR	S	P	ERA	WHIP

New York Mets @ Chicago Cubs

Wrigley Field, Chicago, IL

Tue Apr 13 1976, 3:33 AM CST

Att. 44,818 - Sunny - 62 F

livebaseballscorecards.com

BOTTOM

Batter	1	2	3	4	5	6	7	8	9	AB	R	H	RBI	BB	SO	LOB
Rick Monday, L (1, 8) OBP: 0.368, SLG: 0.500	S S S 0-3 K ①		X 0-0 CS 1B		S S S 0-3 K ③		X 0-0 P6 ③		X 0-0 1-2 2-3 3-H 1B	5	0	2	1	0	2	1
Jose Cardenal, R (1, 7) OBP: 0.389, SLG: 0.438	X 0-0 F2 ②		B B B B 4-0 1-2 FC4-6 BB ②			X 0-0 F9 ①		X 0-0 F8 ①		3	0	0	0	1	0	0
Bill Madlock, R (1, 5) OBP: 0.444, SLG: 0.400	X 0-0 HR 1B		X 0-0 1-2f FC4-6 ③			H 1-0 HR HBP		X 0-0 P3 ②		3	2	1	0	0	0	1
Jerry Morales, R (1, 9) OBP: 0.412, SLG: 0.750	X 0-0 1-H HR			B B B B 4-0 CS BB		X 0-0 1-H HR		S S S 0-3 K ③		3	2	2	4	1	1	0
Andre Thornton, R (1, 3) OBP: 0.529, SLG: 0.300	X 0-0 F8 ③			X 0-0 1-2 P6 ① ②		X 0-0 F8 ②			X 0-0 F8 ①	4	0	0	0	0	0	1
Manny Trillo, R (1, 4) OBP: 0.412, SLG: 0.647		X 0-0 L7 ①		X 0-0 2B		X 0-0 6-3 ③			X 0-0 1B 3B	4	1	2	0	0	0	0
Steve Swisher, R (1, 2) OBP: 0.125, SLG: 0.133 Champ Summers, L (9, PH)		X 0-0 F7 ②		X 0-0 6-3 ③			X 0-0 L7 ①		4-0 1B IBB IBB	3 0	0 0	0 0	0 0	0 1	0 0	1 0
Dave Rosello, R (1, 6) OBP: 0.333, SLG: 0.231 Joe Wallis, S (9, PH)		S S S 0-3 K ③			X 0-0 6-3 ①		X 0-0 1B		4-0 1-2 1B IBB	3 0	0 0	1 0	0 0	0 1	1 0	0 0
Rick Reuschel, R (1, 1) Paul Reuschel, R (4, 1) Ralph LaCock, L (7, PH) George Mitterwald, R (7, PH) Darold Knowles, L (8, 1) Mike Garman, R (8, 1) Tim Hosley, R (9, PH)			X 0-0 2-3 ①		X 0-0 5-3 ②		X 0-0 P4 ②		X 0-0 F6 ②	1 1 0 1 0 0 1	0 0 0 0 0 0 0	0 0 0 0 0 0 0	0 0 0 0 0 0 0	0 0 0 0 0 0 0	0 0 0 0 0 0 0	0 0 0 1 0 0 3
Inning Stats	R: 2 E: 0 K: 1 S: 7 H: 2 LOB: 0 BB: 0 P: 7	R: 0 E: 0 K: 1 S: 5 H: 0 LOB: 0 BB: 0 P: 5	R: 0 E: 0 K: 0 S: 3 H: 1 LOB: 1 BB: 1 P: 7	R: 0 E: 0 K: 0 S: 3 H: 1 LOB: 1 BB: 1 P: 7	R: 0 E: 0 K: 1 S: 5 H: 0 LOB: 0 BB: 0 P: 5	R: 2 E: 0 K: 0 S: 4 H: 1 LOB: 0 BB: 0 P: 5	R: 0 E: 0 K: 0 S: 4 H: 1 LOB: 1 BB: 0 P: 4	R: 0 E: 0 K: 1 S: 5 H: 0 LOB: 0 BB: 0 P: 5	R: 1 E: 0 K: 0 S: 4 H: 2 LOB: 3 BB: 2 P: 12	1B: 4 2B: 1 3B: 1 HR: 2	SF: 0 SAC: 0 DP: 0 HBP: 1						

	AB	32
	R	5
	H	8
	RBI	5
	BB	4
	SO	4
	LOB	8

WP: 0 PB: 0 SB: 0 CS: 2 PA: 37

PITCHER		IP	WLS	BF	H	R	ER	SO	BB	IBB	HBP	BLK	WP	HR	S	P	ERA	WHIP
Craig Swan, R ERA: 5.68	(1, 1)	6.1		26	6	4	4	3	2	0	1	0	0	2	29	38	5.68	1.263
Jerry Koosman, L ERA:	(7, 1)	0.2		2	0	0	0	0	0	0	0	0	0	0	2	2	0.00	0.000
Skip Lockwood, R ERA: 4.91	(8, 1)	1.2	L	9	2	1	1	1	0	2	0	0	0	0	9	17	5.40	1.200

PITCHER	IP	WLS	BF	H	R	ER	SO	BB	IBB	HBP	BLK	WP	HR	S	P	ERA	WHIP

Batter	1	2	3	4	5	6	7	8	9	AB	R	H	RBI	BB	SO	LOB
Del Unser, L (1, 8) OBP: 0.400, SLG: 0.412	SH, 1B, 1B	4-3			1-2, 1B	SSS, K			SH2-3, 1-2	4	1	2	0	0	1	3
Felix Millan, R (1, 4) OBP: 0.286, SLG: 0.278	SH, 1-3, 1B		5-3		F7, 2-3		6-3		F9	4	1	0	0	0	0	4
John Milner, L (1, 7) OBP: 0.389, SLG: 0.667	CS, 2-H, 3-H, 1B		SSS, K		SF8, 3-H		L3		SSS, K	4	0	1	3	0	2	2
Ed Kranepool, L (1, 3) OBP: 0.375, SLG: 0.231	P4		1B		F8		1B			4	0	2	0	0	0	2
Wayne Garrett, L (1, 5) OBP: 0.111, SLG: 0.059	SSS, K, 1-2		4-3			HR, 1B	F2			4	1	1	0	0	1	3
Dave Kingman, R (1, 9) OBP: 0.286, SLG: 0.579		SSS, K		SSS, K		1-H, HR		5-3		4	1	1	2	0	2	0
Jerry Grote, R (1, 2) OBP: 0.600, SLG: 0.467		1-3, BB, 1B		F9		G3		5-3		4	0	1	0	0	0	0
Bud Harrelson, S (1, 6) OBP: 0.409, SLG: 0.444		BBB, 1-3, 1-2, BB		F8		1-3, 1B		4-3		3	0	1	0	1	0	0
Tom Seaver, R (1, 1)		1-3, 1-2, 2-3	BBB, F7, 1B, SF8, BB		1-3, 1-2				SH2-3, 1B	2	1	0	0	1	0	3
Bob Apodaca, R (6, 1)										0	0	0	0	0	0	0
Hank Webb, R (7, 1)										0	0	0	0	0	0	0
Ken Sanders, R (7, 1)										0	0	0	0	0	0	0
Joe Torre, R (9, PH) OBP: 0.429, SLG: 0.333										1	0	1	0	0	0	0
Bruce Boisclair, L (9, PR) OBP: 1.000, SLG: 1.000										0	0	0	0	0	0	0
Inning Stats	R: 2 E: 1 K: 1 S: 7 H: 2 LOB: 1 BB: 0 P: 7	R: 0 E: 0 K: 1 S: 6 H: 1 LOB: 2 BB: 1 P: 10	R: 0 E: 0 K: 1 S: 6 H: 1 LOB: 1 BB: 0 P: 6	R: 0 E: 0 K: 1 S: 5 H: 0 LOB: 0 BB: 0 P: 5	R: 1 E: 0 K: 0 S: 4 H: 1 LOB: 1 BB: 1 P: 8	R: 2 E: 0 K: 1 S: 8 H: 3 LOB: 1 BB: 0 P: 8	R: 0 E: 0 K: 0 S: 4 H: 1 LOB: 1 BB: 0 P: 4	R: 0 E: 0 K: 0 S: 3 H: 0 LOB: 0 BB: 0 P: 3	R: 0 E: 0 K: 1 S: 6 H: 1 LOB: 2 BB: 0 P: 6	1B: 9 2B: 1 3B: 0 HR: 1 SF: 1 SAC: 2 DP: 1 HBP: 0						

PITCHER		IP	WLS	BF	H	R	ER	SO	BB	IBB	HBP	BLK	WP	HR	S	P	ERA	WHIP
Ray Burris, R ERA: 3.27	(1, 1)	5.0		22	5	3	2	4	2	0	0	0	0	0	28	36	3.60	1.400
Tom Dettore, R ERA: 18.0	(6, 1)	1.0		6	3	2	2	1	0	0	0	0	0	1	8	8	18.00	3.000
Buddy Schultz, L ERA:	(7, 1)	1.0	W	4	1	0	0	0	0	0	0	0	0	0	4	4	0.00	1.000
Mike Garman, R ERA: 3.38	(8, 1)	2.0	S	7	1	0	0	1	0	0	0	0	0	0	9	9	0.00	0.500

PITCHER	IP	WLS	BF	H	R	ER	SO	BB	IBB	HBP	BLK	WP	HR	S	P	ERA	WHIP

TOP

New York Mets @ Chicago Cubs

Wrigley Field, Chicago, IL

Wed Apr 14 1976, 3:33 AM CST

Att. 9,307 - Sunny - 72 F

livebaseballscorecards.com

AB	34
R	5
H	10
RBI	5
BB	2
SO	6
LOB	17

PA:	39
WP:	0
PB:	0
SB:	0
CS:	1

Batter	1	2	3	4	5	6	7	8	9	AB	R	H	RBI	BB	SO	LOB
Rick Monday, L (1, 8) OBP: 0.391, SLG: 0.682	2B		P4		HR		6-3			4	1	2	2	0	0	1
Jose Cardenal, R (1, 7) OBP: 0.364, SLG: 0.400	F7		6-3		L6		3B 1B			4	1	1	1	0	0	1
Bill Madlock, R (1, 5) OBP: 0.500, SLG: 0.556	5-3			BB		1-3 1B SF7 1B	1B 3B			3	2	2	1	1	0	1
Jerry Morales, R (1, 9) OBP: 0.476, SLG: 0.737	BB			F2		1-3 1B	5-3 1B			3	0	2	1	1	0	1
Andre Thornton, R (1, 3) OBP: 0.429, SLG: 0.214	K			F2		1-3	5-3			4	0	0	0	0	1	6
Manny Trillo, R (1, 4) OBP: 0.333, SLG: 0.524		1-6-3		K		FC5	P4			4	0	0	0	0	1	4
Steve Swisher, R (1, 2) OBP: 0.167, SLG: 0.176		6-3			HR 1B	SF7		L8		2	1	1	0	0	0	0
Champ Summers, L (6, PH)										0	0	0	1	0	0	0
Buddy Schultz, R (7, 1)										0	0	0	0	0	0	0
Mike Garman, R (8, 1)										1	0	0	0	0	0	0
Dave Rosello, R (1, 6) OBP: 0.263, SLG: 0.176		K			F8	F8		K		4	0	0	0	0	2	3
Ray Burris, R (1, 1) OBP: 0.333, SLG: 0.333			K		K		6-3 1B	F7		1	0	0	0	0	1	0
Ralph LaCock, L (5, PH)										1	0	0	0	0	1	1
Tom Dettore, L (6, 1)										0	0	0	0	0	0	0
Randy Hundley, R (7, 2) OBP: 0.500, SLG: 1.000										2	1	1	0	0	0	0
Inning Stats	R: 0 E: 0 K: 1 S: 6 H: 1 LOB: 2 BB: 1 P: 10	R: 0 E: 0 K: 1 S: 5 H: 0 LOB: 0 BB: 0 P: 5	R: 0 E: 0 K: 1 S: 5 H: 0 LOB: 0 BB: 0 P: 5	R: 0 E: 0 K: 1 S: 5 H: 0 LOB: 1 BB: 1 P: 9	R: 2 E: 0 K: 1 S: 7 H: 2 LOB: 0 BB: 0 P: 7	R: 1 E: 0 K: 0 S: 6 H: 2 LOB: 2 BB: 0 P: 6	R: 3 E: 0 K: 0 S: 7 H: 4 LOB: 1 BB: 0 P: 7	R: 0 E: 0 K: 1 S: 5 H: 0 LOB: 0 BB: 0 P: 5		1B: 5 2B: 2 3B: 1 HR: 1	SF: 1 SAC: 0 DP: 0 HBP: 0					

BOTTOM

New York Mets @ Chicago Cubs

Wrigley Field, Chicago, IL

Wed Apr 14 1976, 3:33 AM CST

Att. 9,307 - Sunny - 72 F

livebaseballscorecards.com

AB	33
R	6
H	9
RBI	6
BB	2
SO	6
LOB	18

WP: 0 PB: 0 SB: 0 CS: 0 PA: 36

PITCHER	IP	WLS	BF	H	R	ER	SO	BB	IBB	HBP	BLK	WP	HR	S	P	ERA	WHIP
Tom Seaver, R (1, 1) ERA: 3.0	5.0		22	5	3	3	5	2	0	0	0	0	1	30	38	5.40	1.400
Bob Apodaca, R (6, 1) ERA: 5.06	1.1		7	2	2	2	0	0	0	0	0	0	0	7	7	13.50	1.500
Hank Webb, R (7, 1) ERA: 9.0	0.0	L	2	2	1	1	0	0	0	0	0	0	0	2	2	∞	∞
Ken Sanders, R (7, 1) ERA:	1.2		5	0	0	0	1	0	0	0	0	0	0	7	7	0.00	0.000

PITCHER	IP	WLS	BF	H	R	ER	SO	BB	IBB	HBP	BLK	WP	HR	S	P	ERA	WHIP

Batter	1	2	3	4	5	6	7	8	9	AB	R	H	RBI	BB	SO	LOB
Wayne Garrett, L (1, 5) OBP: 0.130, SLG: 0.091	F7		4-3	P6		1B BB 1-2		3-1		5	1	1	0	0	0	3
Felix Millan, R (1, 4) OBP: 0.308, SLG: 0.238	6-3		L8		FC3-6 BB	1B 1-2 2-3 BB		L6		3	0	0	0	2	0	0
Ed Kranepool, L (1, 3) OBP: 0.333, SLG: 0.222	4-3		K		FC3-6 FC1-6 1B 1-2f	G4-6-3 1-2 2-H 3-H 1B			K	5	0	1	2	0	2	1
John Milner, L (1, 7) OBP: 0.478, SLG: 0.684		4-3 HR BB		WP BB 1B 1B	FC1-6 1-2 1B	G4-6-3 1-2f			HR 1B 1B	4	3	3	0	1	0	2
Del Unser, L (1, 8) OBP: 0.400, SLG: 0.455		4-3 1-2		P4	FC1-6 1-2f 2-3		1B 2B		HR 1-2 1B	5	2	2	0	0	0	4
Dave Kingman, R (1, 9) OBP: 0.308, SLG: 0.792		HR 2-H		K	P6		F2		HR 1-H 2-H	5	2	2	5	0	1	4
Ron Hodges, L (1, 2) OBP: 1.000, SLG: 1.000		BB		1B WP BB 1-2		6-3	1B 2-H		4-3	0	0	0	0	2	0	0
John Stearns, R (6, PH) OBP: 0.250, SLG: 0.250 (6, 2)										3	0	1	1	0	0	0
Bud Harrelson, S (1, 6) OBP: 0.423, SLG: 0.476		K		1B 1-2 2-3 BB		1B 2B	K		5-3	3	1	1	0	1	2	1
Skip Lockwood, R (7, 1)										1	0	0	0	0	0	0
Jon Matlack, L (1, 1)		K		1B 1-2 2-3 3-H		BB 1B 1B 2-H		F8		1	0	0	0	0	1	1
Joe Torre, R (4, PH) OBP: 0.500, SLG: 0.429										1	0	1	1	0	0	0
Tom Hall, L (4, 1)										0	0	0	0	0	0	0
Benny Ayala, R (6, PH) OBP: 0.500, SLG: 0.400										1	1	1	1	0	0	0
Hank Webb, R (6, 1)										0	0	0	0	0	0	0
Mike Phillips, L (7, 6)										1	0	0	0	0	0	0
Inning Stats	R: 0 E: 0 K: 0 S: 3 H: 0 LOB: 0 BB: 0 P: 3	R: 2 E: 0 K: 2 S: 8 H: 1 LOB: 1 BB: 2 P: 16	R: 0 E: 0 K: 1 S: 5 H: 0 LOB: 0 BB: 0 P: 5	R: 1 E: 0 K: 1 S: 7 H: 2 LOB: 3 BB: 2 P: 15	R: 0 E: 0 K: 0 S: 4 H: 1 LOB: 2 BB: 1 P: 8	R: 3 E: 0 K: 0 S: 6 H: 4 LOB: 1 BB: 1 P: 10	R: 1 E: 0 K: 1 S: 6 H: 2 LOB: 0 BB: 0 P: 6	R: 0 E: 0 K: 0 S: 3 H: 0 LOB: 0 BB: 0 P: 3	R: 3 E: 0 K: 1 S: 8 H: 3 LOB: 0 BB: 0 P: 8	1B: 9 2B: 2 3B: 0 HR: 2	SF: 0 SAC: 0 DP: 1 HBP: 0						

TOP

New York Mets @ Chicago Cubs

Wrigley Field, Chicago, IL

Thu Apr 15 1976, 3:33 AM CST

Att. 9,709 - Overcast - 79 F

livebaseballscorecards.com

AB	38
R	10
H	13
RBI	10
BB	6
SO	6
LOB	16

| | | | | | | | | | |

Batter	1	2	3	4	5	6	7	8	9	AB	R	H	RBI	BB	SO	LOB
Rick Monday, L (1, 8) OBP: 0.357, SLG: 0.593	4-3		BB BB 1B 1B	E9		F8 SSS	K			5	1	1	0	0	1	2
Jose Cardenal, R (1, 7) OBP: 0.370, SLG: 0.440	G5-4-3 1B		P4	L6		2B		5-3		5	0	2	0	0	0	2
Bill Madlock, R (1, 5) OBP: 0.500, SLG: 0.500	G5-4-3 1-2f		BBBB BB 1B 1-2 BB	P5		H G6-4-3 HBP 1-0		SSS K		2	1	0	0	1	0	2
Randy Hundley, R (8, 2) OBP: 0.333, SLG: 0.667										1	0	0	0	0	1	0
Jerry Morales, R (1, 9) OBP: 0.462, SLG: 0.652		G5-4-3 1B 2B 1B	BBBB 1B 1B 1-2 2-3 BB	5-3		G6-4-3 1-2f		F8		4	2	1	0	1	0	3
Andre Thornton, R (1, 3) OBP: 0.462, SLG: 0.278		G5-4-3 1-2 1B	E 1B SF9 1-3 2-H 3-H 1B		BBBB 1-3 S BB		L5		5-3	4	1	2	2	1	0	0
Manny Trillo, R (1, 4) OBP: 0.346, SLG: 0.480		G5-4-3 1-2f 2-3	E4 S 1-3 3-H 1B		6-3 1-2		BBBB BB HBP FC4-6 BB		6-3	4	1	1	1	1	0	3
Steve Swisher, R (1, 2) OBP: 0.190, SLG: 0.263		HR 2B 3-H	SF9 1-2 3-H		1-3 2-3		H FC4-6 BB 1-0 1-2 HBP		6-3	2	1	1	2	0	0	1
Champ Summers, L (7, PH)										0	0	0	0	0	0	0
Tom Dettore, L (8, 1)										0	0	0	0	0	0	0
Ralph LaCock, L (9, PH)										1	0	0	0	0	0	0
Dave Rosello, R (1, 6) OBP: 0.391, SLG: 0.389		HR 2-H	IBB		IBB		BBBB FC4-6 1-2 2-3 BB			1	1	1	2	3	0	0
Bill Bonham, R (1, 1)										2	0	0	0	0	0	2
Geoff Zahn, L (5, 1)										1	0	0	0	0	0	2
Paul Reuschel, R (6, 1)										0	0	0	0	0	0	0
Darold Knowles, L (6, 1)										0	0	0	0	0	0	0
Joe Wallis, S (7, PH)										1	0	0	1	0	0	2
Mick Kelleher, R (8, 5)		5-3	F8		F5		FC4-6 1-2f 2-3 3-H			0	0	0	0	0	0	0
Inning Stats	R: 0 E: 0 K: 0 S: 3 H: 1 LOB: 0 BB: 0 P: 3	R: 3 E: 0 K: 0 S: 6 H: 4 LOB: 0 BB: 0 P: 6	R: 4 E: 1 K: 0 S: 6 H: 3 LOB: 2 BB: 3 P: 18	R: 0 E: 1 K: 0 S: 4 H: 0 LOB: 1 BB: 0 P: 4	R: 0 E: 0 K: 0 S: 3 H: 0 LOB: 2 BB: 2 P: 11	R: 0 E: 0 K: 0 S: 3 H: 1 LOB: 1 BB: 0 P: 4	R: 1 E: 0 K: 1 S: 5 H: 0 LOB: 2 BB: 2 P: 14	R: 0 E: 0 K: 1 S: 5 H: 0 LOB: 0 BB: 0 P: 5	R: 0 E: 0 K: 0 S: 3 H: 0 LOB: 0 BB: 0 P: 3	1B: 6 2B: 2 3B: 0 HR: 1	SF: 1 SAC: 0 DP: 3 HBP: 2						

PITCHER		IP	WLS	BF	H	R	ER	SO	BB	IBB	HBP	BLK	WP	HR	S	P	ERA	WHIP
Jon Matlack, L ERA: 4.5	(1, 1)	3.0		18	8	7	6	0	2	1	0	0	0	1	15	27	18.00	3.333
Tom Hall, L ERA:	(4, 1)	2.0		9	0	0	0	0	1	1	0	0	0	0	7	15	0.00	0.500
Hank Webb, R ERA: 8.31	(6, 1)	1.1		6	1	1	1	0	1	0	1	0	0	0	4	9	6.75	1.500
Skip Lockwood, R ERA: 2.84	(7, 1)	2.2	W	10	0	0	0	2	1	0	1	0	0	0	12	17	0.00	0.375

PITCHER	IP	WLS	BF	H	R	ER	SO	BB	IBB	HBP	BLK	WP	HR	S	P	ERA	WHIP

BOTTOM

New York Mets @ Chicago Cubs

Wrigley Field, Chicago, IL

Thu Apr 15 1976, 3:33 AM CST

Att. 9,709 - Overcast - 79 F

livebaseballscorecards.com

AB	33
R	8
H	9
RBI	8
BB	7
SO	2
LOB	19

WP: 0 PA: 43
PB: 0
SB: 2
CS: 0

Batter	1	2	3	4	5	6	7	8	9	AB	R	H	RBI	BB	SO	LOB
Wayne Garrett, L (1, 5) OBP: 0.185, SLG: 0.154	F7		1B		4-3		1B			4	0	2	0	0	0	0
Felix Millan, R (1, 4) OBP: 0.333, SLG: 0.280	L6-3 1B		P3		FC6-4 1B		L9			4	0	2	0	0	0	3
Ed Kranepool, L (1, 3) OBP: 0.280, SLG: 0.182	L6-3 1-2		4-3		FC6-4 1-2f			F8		4	0	0	0	0	0	3
John Milner, L (1, 7) OBP: 0.481, SLG: 0.783		1B 1B		HR		G3		P6		4	1	2	1	0	0	0
Dave Kingman, R (1, 9) OBP: 0.267, SLG: 0.679		K		K		F8		K		4	0	0	0	0	3	1
Del Unser, L (1, 8) OBP: 0.379, SLG: 0.423		1-3 1B		F9		4-3			P1	4	0	1	0	0	0	0
Jerry Grote, R (1, 2) OBP: 0.542, SLG: 0.421		F8		1B			F8		F8	4	0	1	0	0	0	2
Bud Harrelson, S (1, 6) OBP: 0.400, SLG: 0.417		4-3		K			FC1-6 BB		K	3	0	0	0	1	2	3
Mickey Lolich, S (1, 1)			4-3		1-3					3	0	0	0	0	0	1
Bob Apodaca, R (7, 1)							FC1-6 1B 1-2f			0	0	0	0	0	0	0
Inning Stats	R: 0 E: 0 K: 0 S: 3 H: 1 LOB: 0 BB: 0 P: 3	R: 0 E: 0 K: 1 S: 7 H: 2 LOB: 2 BB: 0 P: 7	R: 0 E: 0 K: 0 S: 4 H: 1 LOB: 1 BB: 0 P: 4	R: 1 E: 0 K: 2 S: 9 H: 2 LOB: 1 BB: 0 P: 9	R: 0 E: 0 K: 0 S: 4 H: 1 LOB: 1 BB: 0 P: 4	R: 0 E: 0 K: 0 S: 3 H: 0 LOB: 0 BB: 0 P: 3	R: 0 E: 0 K: 0 S: 4 H: 1 LOB: 2 BB: 1 P: 8	R: 0 E: 0 K: 1 S: 5 H: 0 LOB: 0 BB: 0 P: 5	R: 0 E: 0 K: 1 S: 5 H: 0 LOB: 0 BB: 0 P: 5	1B: 7 2B: 1 3B: 0 HR: 1 SF: 0 SAC: 0 DP: 1 HBP: 0						

PITCHER	IP	WLS	BF	H	R	ER	SO	BB	IBB	HBP	BLK	WP	HR	S	P	ERA	WHIP
Doc Medich, R (1, 1) ERA: 2.2	9.0	W	35	8	1	1	5	1	0	0	0	0	1	44	48	1.00	1.000

PITCHER	IP	WLS	BF	H	R	ER	SO	BB	IBB	HBP	BLK	WP	HR	S	P	ERA	WHIP

TOP

New York Mets @ Pittsburgh Pirates

Three Rivers Stadium, Pittsburgh, PA

Fri Apr 16 1976, 6:05 PM EST

Att. 19,899 - Unknown

livebaseballscorecards.com

AB	34
R	1
H	8
RBI	1
BB	1
SO	5
LOB	13

WP: 0 PA: 35
PB: 0
SB: 0
CS: 0

BOTTOM

New York Mets @ Pittsburgh Pirates

Three Rivers Stadium, Pittsburgh, PA

Fri Apr 16 1976, 6:05 PM EST

Att. 19,899 - Unknown

Batter	1	2	3	4	5	6	7	8	9	AB	R	H	RBI	BB	SO	LOB
Rennie Stennett, R (1, 4) OBP: 0.375, SLG: 0.500	5-3		5-3		F8		F8			4	0	0	0	0	0	1
Manny Sanguillen, R (1, 2) OBP: 0.500, SLG: 0.476	2B		K			FC4-6 1B		L6		4	0	2	0	0	1	0
Al Oliver, L (1, 8) OBP: 0.478, SLG: 0.571	F7			4-3		FC4-6 L4 1B 1-2f		5-3		4	0	0	0	0	0	2
Willie Stargell, L (1, 3) OBP: 0.565, SLG: 0.706	K			2B 1B BB		1-2 1B		BB		2	1	1	0	2	1	1
Richie Zisk, R (1, 7) OBP: 0.348, SLG: 0.400		L4-6 2B		1-3 1B 2B		L4 2-3		F8		4	1	2	0	0	0	3
Dave Parker, L (1, 9) OBP: 0.381, SLG: 0.500		L4-6 2-3		CS 1B 2-H 3-H			E 2B 1B			3	1	2	2	0	0	1
Richie Hebner, L (1, 5) OBP: 0.333, SLG: 0.333		2B		L5 1-2			K 1-2			3	0	1	0	0	1	2
Frank Taveras, R (1, 6) OBP: 0.263, SLG: 0.278		L7			K		FC4-2-6 2B 2-H			3	0	1	1	0	1	1
Doc Medich, R (1, 1)			F8		K		FC4-2-5 2-3			3	0	0	0	0	1	1
Inning Stats	R: 0 E: 0 K: 1 S: 6 H: 1 LOB: 1 BB: 0 P: 6	R: 0 E: 0 K: 0 S: 4 H: 2 LOB: 1 BB: 0 P: 4	R: 0 E: 0 K: 1 S: 5 H: 0 LOB: 0 BB: 0 P: 5	R: 2 E: 0 K: 0 S: 4 H: 2 LOB: 0 BB: 1 P: 8	R: 0 E: 0 K: 2 S: 7 H: 0 LOB: 0 BB: 0 P: 7	R: 0 E: 0 K: 0 S: 4 H: 2 LOB: 1 BB: 0 P: 4	R: 1 E: 1 K: 1 S: 7 H: 2 LOB: 1 BB: 0 P: 7	R: 0 E: 0 K: 0 S: 3 H: 0 LOB: 1 BB: 1 P: 7		1B: 4 2B: 7 3B: 0 HR: 0	SF: 0 SAC: 0 DP: 2 HBP: 0					

	AB	30
	R	3
	H	9
	RBI	3
	BB	2
	SO	5
	LOB	12

WP: 0 PB: 0 SB: 0 CS: 1 PA: 32

livebaseballscorecards.com

PITCHER		IP	WLS	BF	H	R	ER	SO	BB	IBB	HBP	BLK	WP	HR	S	P	ERA	WHIP
Mickey Lolich, L ERA: 4.32	(1, 1)	6.1	L	26	9	3	3	5	1	0	0	0	0	0	35	39	4.26	1.579
Bob Apodaca, R ERA: 3.86	(7, 1)	1.2		6	0	0	0	0	1	0	0	0	0	0	5	9	0.00	0.600

PITCHER	IP	WLS	BF	H	R	ER	SO	BB	IBB	HBP	BLK	WP	HR	S	P	ERA	WHIP

New York Mets @ Pittsburgh Pirates

Three Rivers Stadium, Pittsburgh, PA

Sat Apr 17 1976, 3:33 AM EST

Att. 13,082 - Unknown

TOP

livebaseballscorecards.com

Batter	1	2	3	4	5	6	7	8	9	AB	R	H	RBI	BB	SO	LOB
Wayne Garrett, L (1, 5) OBP: 0.242, SLG: 0.281	1B	2B		F7		F9	FC4-6 1-2f 3-H		1B 2-H	6	2	3	2	0	0	2
Del Unser, L (1, 8) OBP: 0.371, SLG: 0.406	K	CS 2-H			F8	1-3	4-3		BB 2-H	6	0	2	1	0	1	3
John Milner, L (1, 7) OBP: 0.515, SLG: 0.750	BB 1-2	K 1-2			4-3		E9 E	HR	HR B B B B	5	3	3	0	1	1	1
Ed Kranepool, L (1, 3) OBP: 0.290, SLG: 0.321	BB 1-2 2-H		4-3		E9 2B		E4 2-3	1-H	F9	6	4	2	3	0	0	3
Dave Kingman, R (1, 9) OBP: 0.278, SLG: 0.735	K		K		1B 1-3	2B	1-H 3-H	5-3	F2	6	2	2	3	0	2	4
Ron Hodges, L (1, 2) OBP: 0.778, SLG: 0.667	E 1-2 2-3		1B		1B 2-H 3-H		E 1B	F8	G3	5	2	3	2	1	0	2
Bud Harrelson, S (1, 6) OBP: 0.382, SLG: 0.393	E 1-2 2-H 3-H		1-3		F7		F6	F7		4	1	1	2	0	0	3
Mike Phillips, L (8, PH) (8, 6)	1B						1B			1	0	0	0	0	0	0
Felix Millan, R (1, 4) OBP: 0.371, SLG: 0.400	E7 1-H 2-H			4-3		F9 SH1-4	E3 1B 1-2		2B	5	2	3	2	0	0	1
Jerry Koosman, R (1, 1) OBP: 0.500, SLG: 0.750	K			F6		SH1-4 1-2	FC4-6 1-3 2-H		2B 2-H	4	1	2	2	0	1	1

AB	48
R	17
H	21
RBI	17
BB	2
SO	5
LOB	20

Inning Stats	1	2	3	4	5	6	7	8	9	1B: 13	SF: 0	WP: 0	PA: 51
	R: 5 E: 1 K: 3 S: 14	H: 5 LOB: 1 BB: 1 P: 18	R: 0 E: 0 K: 1 S: 5	H: 2 LOB: 1 BB: 0 P: 5	R: 0 E: 0 K: 1 S: 6	H: 1 LOB: 1 BB: 0 P: 6	R: 0 E: 0 K: 0 S: 3	H: 0 LOB: 0 BB: 0 P: 3	R: 2 E: 1 K: 0 S: 6	H: 2 LOB: 1 BB: 0 P: 6	R: 0 E: 0 K: 0 S: 4	H: 1 LOB: 1 BB: 0 P: 4	R: 5 E: 3 K: 0 S: 9	H: 4 LOB: 1 BB: 0 P: 9	R: 2 E: 0 K: 0 S: 5	H: 2 LOB: 0 BB: 0 P: 5	R: 3 E: 0 K: 0 S: 7	H: 4 LOB: 2 BB: 1 P: 11	2B: 7 3B: 0 HR: 2	SAC: 1 DP: 1 HBP: 0	PB: 0 SB: 0 CS: 1	

PITCHER		IP	WLS	BF	H	R	ER	SO	BB	IBB	HBP	BLK	WP	HR	S	P	ERA	WHIP
Bruce Kison, R ERA: 12.71	(1, 1)	0.2	L	8	5	5	5	2	1	0	0	0	0	0	11	15	67.50	9.000
Kent Tekulve, R ERA:	(1, 1)	2.1		8	3	0	0	3	0	0	0	0	0	0	14	14	0.00	1.286
Larry Demery, R ERA:	(4, 1)	2.0		9	2	2	0	0	0	0	0	0	0	0	9	9	0.00	1.000
Dave Giusti, R ERA: 18.0	(6, 1)	4.0		26	11	10	7	0	1	0	0	0	0	2	25	29	15.75	3.000

PITCHER	IP	WLS	BF	H	R	ER	SO	BB	IBB	HBP	BLK	WP	HR	S	P	ERA	WHIP

New York Mets @ Pittsburgh Pirates

Three Rivers Stadium, Pittsburgh, PA

Sat Apr 17 1976, 3:33 AM EST

Att. 13,082 - Unknown

livebaseballscorecards.com

BOTTOM

Batter	1	2	3	4	5	6	7	8	9	AB	R	H	RBI	BB	SO	LOB
Rennie Stennett, R (1, 4) OBP: 0.321, SLG: 0.423	K		K			F9		L9		4	0	0	0	0	2	0
Manny Sanguillen, R (1, 2) OBP: 0.464, SLG: 0.440	F8			1B 1B		F2		L9		4	1	1	0	0	0	0
Al Oliver, L (1, 8) OBP: 0.519, SLG: 0.640	4-3			G5-4-3 1B, 1-3		2B		1B		4	0	3	0	0	0	0
Bob Robertson, R (1, 3) OBP: 0.200, SLG: 0.200		6-3		G5-4-3, 1-2, 3-H		F8		K		4	0	1	1	0	1	2
Richie Zisk, R (1, 7) OBP: 0.333, SLG: 0.417		4-3		G5-4-3, 1-2f, 2-3			F4		2B	4	0	1	0	0	0	2
Dave Parker, L (1, 9) OBP: 0.360, SLG: 0.500		2B		6-3			K		F5	4	0	1	0	0	1	2
Richie Hebner, L (1, 5) OBP: 0.320, SLG: 0.318		L6			4-3		FC5 1B		L6	4	0	1	0	0	0	2
Frank Taveras, R (1, 6) OBP: 0.261, SLG: 0.273			G3		4-3		1-2 1B		1-3	4	0	1	0	0	0	1
Bruce Kison, R (1, 1) Kent Tekulve, R (1, 1) Tommy Helms, R (3, PH) Larry Demery, R (4, 1) Duffy Dyer, R (5, PH) Dave Giusti, R (6, 1)			F8		6-3		FC5, 2-3f			0 0 0 0 0 0 0 0 0 0 0 0 0 0 1 0 0 0 0 0 0 0 0 0 0 0 0 0 1 0 0 0 0 0 0 1 0 0 0 0 0 2						
Inning Stats	R: 0 H: 0 E: 0 LOB: 0 K: 1 BB: 0 S: 5 P: 5	R: 0 H: 1 E: 0 LOB: 1 K: 0 BB: 0 S: 4 P: 4	R: 0 H: 0 E: 0 LOB: 0 K: 1 BB: 0 S: 5 P: 5	R: 1 H: 3 E: 0 LOB: 1 K: 0 BB: 0 S: 5 P: 5	R: 0 H: 0 E: 0 LOB: 0 K: 0 BB: 0 S: 3 P: 3	R: 0 H: 1 E: 0 LOB: 1 K: 0 BB: 0 S: 4 P: 4	R: 0 H: 2 E: 0 LOB: 2 K: 1 BB: 0 S: 7 P: 7	R: 0 H: 1 E: 0 LOB: 1 K: 1 BB: 0 S: 6 P: 6	R: 0 H: 1 E: 0 LOB: 1 K: 0 BB: 0 S: 4 P: 4	1B: 6 SF: 0 2B: 3 SAC: 0 3B: 0 DP: 1 HR: 0 HBP: 0						

	AB	35
	R	1
	H	9
	RBI	1
	BB	0
	SO	4
	LOB	11

WP: 0 PA: 35
PB: 0
SB: 0
CS: 0

PITCHER	IP	WLS	BF	H	R	ER	SO	BB	IBB	HBP	BLK	WP	HR	S	P	ERA	WHIP
Jerry Koosman, L (1, 1) ERA: 0.93	9.0	W	35	9	1	1	4	0	0	0	0	0	0	43	43	1.00	1.000

PITCHER	IP	WLS	BF	H	R	ER	SO	BB	IBB	HBP	BLK	WP	HR	S	P	ERA	WHIP

Batter	1	2	3	4	5	6	7	8	9	AB	R	H	RBI	BB	SO	LOB
Del Unser, L (1, 8) OBP: 0.375, SLG: 0.405	4-3		1B		4-3		FC5-4 1-2f		2B 4-3 1B	5	1	2	0	0	0	2
Felix Millan, R (1, 4) OBP: 0.400, SLG: 0.457	1B 1B		L8			G6-4-3 E 1B		5-3	4-3 1-3 2B	5	0	3	0	0	0	1
John Milner, L (1, 7) OBP: 0.500, SLG: 0.697	1-2 1B		4-3			E3 G6-4-3 1-2		BB HR 1B	4-3 2-3 3-H	5	1	2	1	0	0	3
Joe Torre, R (1, 3) OBP: 0.385, SLG: 0.273	K			6-3		G6-4-3 1-2f 2-3		B B B 4-0 1-2 HR BB	6-3	4	1	0	0	1	1	5
Dave Kingman, R (1, 9) OBP: 0.300, SLG: 0.868	L7			HR		F2		1-H 2-H HR		4	2	2	4	0	0	3
Roy Staiger, R (1, 5) OBP: 0.125, SLG: 0.125		F9		6-3			1B 1B	6-3		4	0	1	0	0	0	0
Bud Harrelson, S (1, 6) OBP: 0.368, SLG: 0.375		K		F7			L7	FC5-4 1B		4	0	1	0	0	1	1
John Stearns, R (1, 2) OBP: 0.125, SLG: 0.125		F7			6-3		L7	FC5-4 1-2f		4	0	0	0	0	0	2
Craig Swan, R (1, 1) Tom Hall, L (4, 1) Benny Ayala, R (5, PH) OBP: 0.429, SLG: 0.333 Hank Webb, R (5, 1) Jerry Grote, R (7, PH) OBP: 0.560, SLG: 0.450 Bob Apodaca, R (7, 1) Wayne Garrett, L (9, PH) OBP: 0.235, SLG: 0.273			K		F9		FC5-4 1-3 1B		4-3	1 0 1 0 1 0 0 1	0 0 0 0 0 0 0 0	0 0 0 0 1 0 0 0	0 0 0 0 0 0 0 0	0 0 0 0 0 0 0 0	1 0 0 0 0 0 0 0	0 0 0 0 0 0 0 0
Inning Stats	R: 0 E: 0 K: 1 S: 7 H: 2 LOB: 2 BB: 0 P: 7	R: 0 E: 0 K: 1 S: 5 H: 0 LOB: 0 BB: 0 P: 5	R: 0 E: 0 K: 1 S: 6 H: 1 LOB: 1 BB: 0 P: 6	R: 1 E: 0 K: 0 S: 4 H: 1 LOB: 0 BB: 0 P: 4	R: 0 E: 0 K: 0 S: 3 H: 0 LOB: 0 BB: 0 P: 3	R: 0 E: 1 K: 0 S: 4 H: 1 LOB: 1 BB: 0 P: 4	R: 0 E: 0 K: 0 S: 5 H: 2 LOB: 2 BB: 0 P: 5	R: 3 E: 0 K: 0 S: 6 H: 3 LOB: 1 BB: 1 P: 10	R: 1 E: 0 K: 0 S: 5 H: 2 LOB: 1 BB: 0 P: 5	1B: 9 2B: 1 3B: 0 HR: 2	SF: 0 SAC: 0 DP: 1 HBP: 0			WP: 0 PB: 0 SB: 0 CS: 0	PA: 40	

TOP

New York Mets @ Pittsburgh Pirates

Three Rivers Stadium, Pittsburgh, PA

Sun Apr 18 1976, 3:33 AM EST

Att. 9,106 - Unknown

livebaseballscorecards.com

AB	39
R	5
H	12
RBI	5
BB	1
SO	3
LOB	17

PITCHER		IP	WLS	BF	H	R	ER	SO	BB	IBB	HBP	BLK	WP	HR	S	P	ERA	WHIP
Jerry Reuss, L ERA: 4.24	(1, 1)	8.0	W	35	10	4	4	3	1	0	0	0	0	2	40	44	4.50	1.375
Ramon Hernandez, L ERA: 1.93	(9, 1)	1.0	S	5	2	1	1	0	0	0	0	0	0	0	5	5	9.00	2.000

PITCHER	IP	WLS	BF	H	R	ER	SO	BB	IBB	HBP	BLK	WP	HR	S	P	ERA	WHIP

Batter	1	2	3	4	5	6	7	8	9	AB	R	H	RBI	BB	SO	LOB
Rennie Stennett, R (1, 4) OBP: 0.313, SLG: 0.433	G3		F9	1B 2B 2-H		F8				4	1	1	1	0	0	0
Richie Hebner, L (1, 5) OBP: 0.310, SLG: 0.308	F7		4-3	1B 2-H			4-3			4	0	1	1	0	0	0
Al Oliver, L (1, 8) OBP: 0.517, SLG: 0.630	4-3			1B 2B			K S S S			2	1	1	0	0	0	0
Bill Robinson, R (4, PH) (5, 8)				F7						2	0	0	0	0	1	1
Willie Stargell, L (1, 3) OBP: 0.593, SLG: 0.952		HR		1B 2B 1-H	2B		4-1			4	2	3	2	0	0	0
Dave Parker, L (1, 9) OBP: 0.379, SLG: 0.500		G5-3 E 1B		E 5-3 SH5-4 2-H 1B	F9			3-1		4	1	2	1	0	0	1
Richie Zisk, R (1, 7) OBP: 0.290, SLG: 0.357	K S S S		5-3 1-2		K S S S			5-3		4	0	0	0	0	2	3
Manny Sanguillen, R (1, 2) OBP: 0.406, SLG: 0.379	E6 1-2		E6 SH5-4 2B 2-3		L8			1-3		4	1	0	0	0	0	3
Frank Taveras, R (1, 6) OBP: 0.240, SLG: 0.250	G5-3 2-3f		SH5-4 1-2 3-H			F4				2	0	0	1	0	0	2
Jerry Reuss, L (1, 1) OBP: 0.500, SLG: 0.571			5-3	2B 2-H 2B		F7				3	1	1	1	0	0	0
Ramon Hernandez, S (9, 1)										0	0	0	0	0	0	0
Inning Stats	R: 0 E: 0 K: 0 S: 3 H: 0 LOB: 0 BB: 0 P: 3	R: 1 E: 1 K: 1 S: 7 H: 2 LOB: 1 BB: 0 P: 7	R: 0 E: 0 K: 0 S: 3 H: 0 LOB: 0 BB: 0 P: 3	R: 6 E: 1 K: 0 S: 10 H: 6 LOB: 1 BB: 0 P: 10	R: 0 E: 0 K: 1 S: 6 H: 1 LOB: 1 BB: 0 P: 6	R: 0 E: 0 K: 0 S: 3 H: 0 LOB: 0 BB: 0 P: 3	R: 0 E: 0 K: 1 S: 5 H: 0 LOB: 0 BB: 0 P: 5	R: 0 E: 0 K: 0 S: 3 H: 0 LOB: 0 BB: 0 P: 3		1B: 4 2B: 4 3B: 0 HR: 1 SF: 0 SAC: 1 DP: 1 HBP: 0						

PITCHER		IP	WLS	BF	H	R	ER	SO	BB	IBB	HBP	BLK	WP	HR	S	P	ERA	WHIP
Craig Swan, R ERA: 6.3	(1, 1)	3.2	L	18	6	6	4	1	0	0	0	0	0	1	20	20	9.82	1.636
Tom Hall, L ERA: 3.86	(4, 1)	0.1		3	2	1	0	0	0	0	0	0	0	0	3	3	0.00	6.000
Hank Webb, R ERA: 5.68	(5, 1)	2.0		7	1	0	0	1	0	0	0	0	0	0	9	9	0.00	0.500
Bob Apodaca, R ERA: 3.0	(7, 1)	2.0		6	0	0	0	1	0	0	0	0	0	0	8	8	0.00	0.000

PITCHER	IP	WLS	BF	H	R	ER	SO	BB	IBB	HBP	BLK	WP	HR	S	P	ERA	WHIP

BOTTOM

New York Mets @ Pittsburgh Pirates

Three Rivers Stadium, Pittsburgh, PA

Sun Apr 18 1976, 3:33 AM EST

Att. 9,106 - Unknown

livebaseballscorecards.com

AB	33
R	7
H	9
RBI	7
BB	0
SO	3
LOB	10

WP: 0 PB: 0 SB: 0 CS: 0 PA: 34

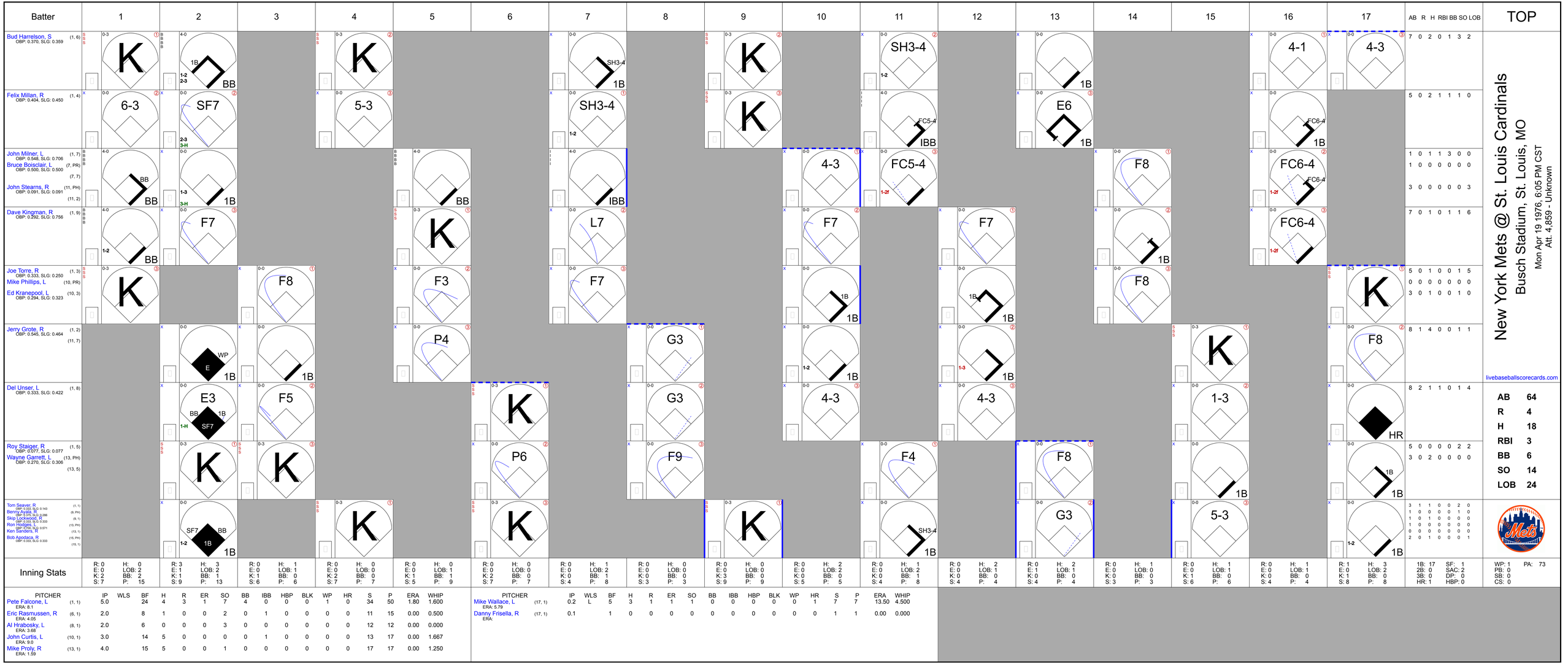
Batter
1
2
3
4
5
6
7
8
9
10
11
12
13
14
15
16
17
AB R H RBI BB SO LOB
TOP
Bud Harrelson, S (1, 6) OBP: 0.370, SLG: 0.359
7 0 2 0 1 3 2
Felix Millan, R (1, 4) OBP: 0.404, SLG: 0.450
5 0 2 1 1 1 0
John Milner, L (1, 7) OBP: 0.546, SLG: 0.706
Bruce Boisclair, L (7, PR) (7, 7) OBP: 0.500, SLG: 0.500
John Stearns, R (11, PH) (11, 2) OBP: 0.091, SLG: 0.091
1 0 1 1 3 0 0
1 0 0 0 0 0 0
3 0 0 0 0 0 3
Dave Kingman, R (1, 9) OBP: 0.292, SLG: 0.756
7 0 1 0 1 1 6
Joe Torre, R (1, 3) OBP: 0.333, SLG: 0.250
Mike Phillips, L (10, PR)
Ed Kranepool, L (10, 3) OBP: 0.294, SLG: 0.323
5 0 1 0 0 1 5
0 0 0 0 0 0 0
3 0 1 0 0 1 0
Jerry Grote, R (1, 2) (11, 7) OBP: 0.545, SLG: 0.464
8 1 4 0 0 1 1
Del Unser, L (1, 8) OBP: 0.333, SLG: 0.422
8 2 1 1 0 1 4
Roy Staiger, R (1, 5) OBP: 0.077, SLG: 0.077
Wayne Garrett, L (13, PH) (13, 5) OBP: 0.270, SLG: 0.306
5 0 0 0 0 2 2
3 0 2 0 0 0 0
Tom Seaver, R (1, 1) OBP: 0.333, SLG: 0.143
Benny Ayala (9, PH) OBP: 0.000, SLG: 0.286
Skip Lockwood, R (8, 1) OBP: 0.333, SLG: 0.333
Ron Hodges, L (13, PH) OBP: 0.000, SLG: 0.571
Ken Sanders, R (13, 1)
Bob Apodaca, R (15, PH) OBP: 0.333, SLG: 0.333 (15, 1)
3 1 1 0 0 2 0
1 0 0 0 0 1 0
1 0 1 0 0 0 0
1 0 0 0 0 0 0
0 0 0 0 0 0 0
2 0 1 0 0 0 1
New York Mets @ St. Louis Cardinals
Busch Stadium, St. Louis, MO
Mon Apr 19 1976, 6:05 PM CST
Att. 4,859 - Unknown
livebaseballscorecards.com
AB 64
R 4
H 18
RBI 3
BB 6
SO 14
LOB 24
Inning Stats
1: R: 0 E: 0 K: 2 S: 7 | H: 0 LOB: 2 BB: 2 P: 15
2: R: 3 E: 1 K: 1 S: 9 | H: 3 LOB: 2 BB: 1 P: 13
3: R: 0 E: 0 K: 1 S: 6 | H: 1 LOB: 1 BB: 0 P: 6
4: R: 0 E: 0 K: 2 S: 7 | H: 0 LOB: 0 BB: 0 P: 7
5: R: 0 E: 0 K: 1 S: 5 | H: 0 LOB: 1 BB: 1 P: 9
6: R: 0 E: 0 K: 2 S: 7 | H: 0 LOB: 0 BB: 0 P: 7
7: R: 0 E: 0 K: 0 S: 4 | H: 1 LOB: 2 BB: 1 P: 8
8: R: 0 E: 0 K: 0 S: 3 | H: 0 LOB: 0 BB: 0 P: 3
9: R: 0 E: 0 K: 3 S: 9 | H: 0 LOB: 0 BB: 0 P: 9
10: R: 0 E: 0 K: 0 S: 5 | H: 2 LOB: 2 BB: 0 P: 5
11: R: 0 E: 0 K: 0 S: 4 | H: 1 LOB: 2 BB: 1 P: 8
12: R: 0 E: 0 K: 0 S: 4 | H: 2 LOB: 1 BB: 0 P: 4
13: R: 0 E: 1 K: 0 S: 4 | H: 2 LOB: 1 BB: 0 P: 4
14: R: 0 E: 0 K: 0 S: 3 | H: 1 LOB: 0 BB: 0 P: 3
15: R: 0 E: 0 K: 1 S: 6 | H: 1 LOB: 1 BB: 0 P: 6
16: R: 0 E: 0 K: 0 S: 4 | H: 1 LOB: 1 BB: 0 P: 4
17: R: 1 E: 0 K: 1 S: 8 | H: 3 LOB: 2 BB: 0 P: 8
1B: 17 2B: 0 3B: 0 HR: 1
SF: 1 SAC: 2 DP: 0 HBP: 0
WP: 1 PB: 0 SB: 0 CS: 0
PA: 73
PITCHER IP WLS BF H R ER SO BB IBB HBP BLK WP HR S P ERA WHIP
Pete Falcone, L (1, 1) ERA: 8.1 5.0 24 4 3 1 7 4 0 0 0 1 0 3 5 1.80 1.600
Eric Rasmussen, R (6, 1) ERA: 4.05 2.0 8 1 0 0 2 0 1 0 0 0 0 3 11 15 0.00 0.500
Al Hrabosky, L (8, 1) ERA: 3.68 2.0 6 0 0 0 3 0 0 0 0 0 0 2 12 12 0.00 0.000
John Curtis, L (10, 1) ERA: 9.0 3.0 14 5 0 0 0 1 0 0 0 0 0 1 13 17 0.00 1.667
Mike Proly, R (13, 1) ERA: 1.59 4.0 15 5 0 0 1 0 0 0 0 0 0 1 17 17 0.00 1.250
PITCHER IP WLS BF H R ER SO BB IBB HBP BLK WP HR S P ERA WHIP
Mike Wallace, L (17, 1) ERA: 5.79 0.2 L 5 3 1 1 0 0 0 0 0 0 0 0 0 0 13.50 4.500
Danny Frisella, R (17, 1) ERA: 0.1 1 0 0 0 0 0 0 0 0 0 0 1 1 1 0.00 0.000

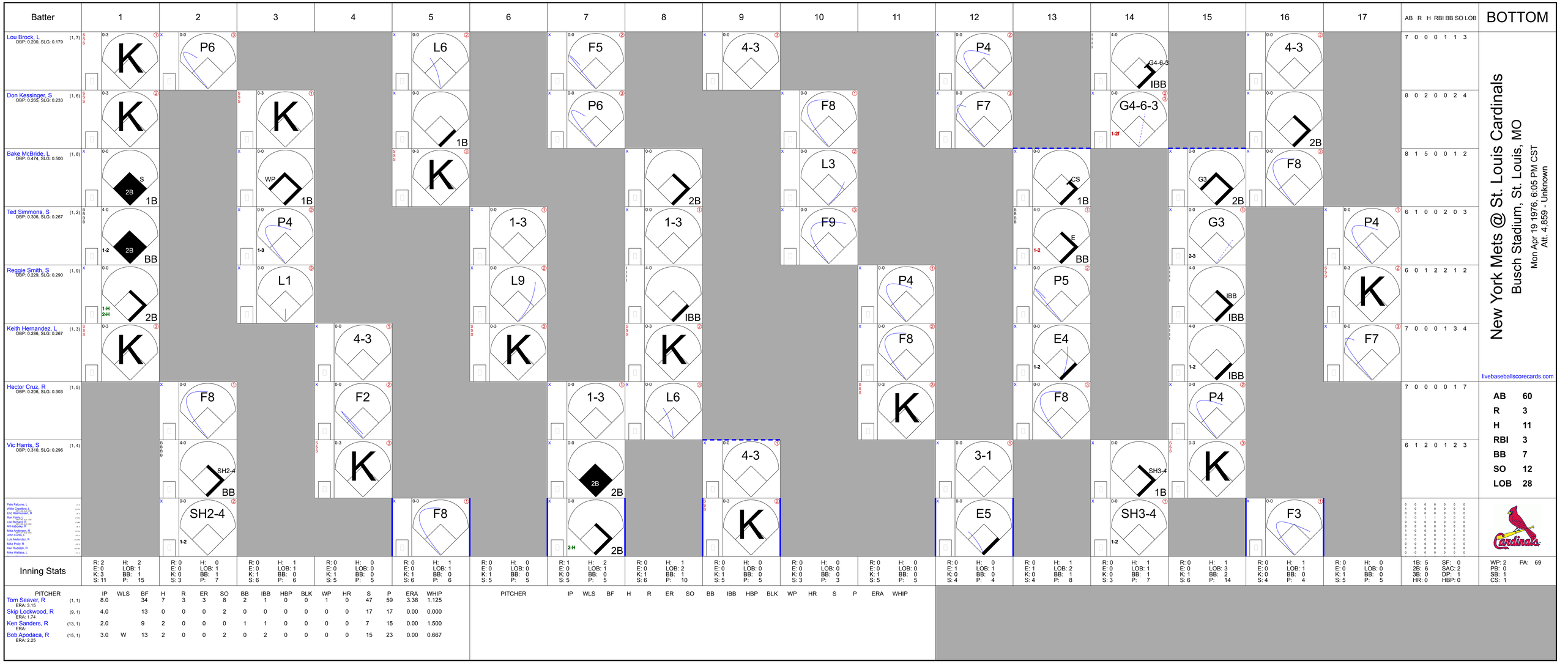
Batter
1
2
3
4
5
6
7
8
9
10
11
12
13
14
15
16
17
AB R H RBI BB SO LOB
BOTTOM
Lou Brock, L (1, 7) OBP: 0.200, SLG: 0.179
K
P6
L6
F5
4-3
P4
G4-6-3 IBB
4-3
7 0 0 0 1 1 3
Don Kessinger, S (1, 6) OBP: 0.265, SLG: 0.233
K
K
1B
P6
F8
F7
G4-6-3
2B
8 0 2 0 0 2 4
Bake McBride, L (1, 8) OBP: 0.474, SLG: 0.500
S 2B 1B
WP 1B
K
2B
L3
CS 1B
G3 2B
F8
8 1 5 0 0 1 2
Ted Simmons, S (1, 2) OBP: 0.306, SLG: 0.267
1-2 2B BB
P4 1-3
1-3
1-3
F9
E BB
G3 2-3
P4
6 1 0 0 2 0 3
Reggie Smith, S (1, 9) OBP: 0.229, SLG: 0.290
1-H 2-H 2B
L1
L9
IBB
P4
P5
IBB
K
6 0 1 2 2 1 2
Keith Hernandez, L (1, 3) OBP: 0.286, SLG: 0.267
K
4-3
K
F8
E4
IBB
F7
7 0 0 0 1 3 4
Hector Cruz, R (1, 5) OBP: 0.206, SLG: 0.303
F8
F2
1-3
L6
K
F8
P4
7 0 0 0 0 1 7
Vic Harris, S (1, 4) OBP: 0.310, SLG: 0.296
SH2-4 BB
K
2B
4-3
3-1
SH3-4 1B
K
6 1 2 0 1 2 3
Pete Falcone, L
Willie Crawford, L
Eric Raemusen, R
Ron Fairly, 1
Lee Richard, R
Al Hrabosky, R
Mike Anderson, R
John Curtis, L
Luis Melendez, R
Mike Proly, R
Ken Rudolph, R
Mike Wallace, L
SH2-4 1-2
F8
2B
2-H 2B
K
E5
SH3-4 1-2
F3
AB 60
R 3
H 11
RBI 3
BB 7
SO 12
LOB 28
livebaseballscorecards.com
Inning Stats
R: 2 E: 0 K: 3 BB: 1 S: 11 H: 2 LOB: 1 P: 15
R: 0 E: 0 K: 0 BB: 1 S: 3 H: 0 LOB: 1 P: 7
R: 0 E: 0 K: 1 BB: 0 S: 6 H: 1 LOB: 1 P: 6
R: 0 E: 0 K: 1 BB: 0 S: 5 H: 0 LOB: 0 P: 5
R: 0 E: 0 K: 1 BB: 0 S: 6 H: 1 LOB: 1 P: 6
R: 0 E: 0 K: 1 BB: 0 S: 5 H: 0 LOB: 0 P: 5
R: 1 E: 0 K: 0 BB: 1 S: 5 H: 2 LOB: 1 P: 5
R: 0 E: 0 K: 1 BB: 1 S: 6 H: 1 LOB: 2 P: 10
R: 0 E: 0 K: 1 BB: 0 S: 5 H: 0 LOB: 0 P: 5
R: 0 E: 0 K: 0 BB: 0 S: 3 H: 0 LOB: 0 P: 3
R: 0 E: 0 K: 1 BB: 0 S: 5 H: 0 LOB: 0 P: 5
R: 0 E: 1 K: 0 BB: 0 S: 4 H: 0 LOB: 1 P: 4
R: 0 E: 1 K: 0 BB: 1 S: 4 H: 1 LOB: 2 P: 8
R: 0 E: 0 K: 0 BB: 1 S: 3 H: 1 LOB: 1 P: 7
R: 0 E: 0 K: 1 BB: 2 S: 6 H: 1 LOB: 3 P: 14
R: 0 E: 0 K: 0 BB: 0 S: 4 H: 1 LOB: 1 P: 4
R: 0 E: 0 K: 1 BB: 0 S: 5 H: 0 LOB: 0 P: 5
1B: 5 2B: 6 3B: 0 HR: 0 SF: 0 SAC: 2 DP: 1 HBP: 0
WP: 2 PB: 0 SB: 1 CS: 1 PA: 69
PITCHER IP WLS BF H R ER SO BB IBB HBP BLK WP HR S P ERA WHIP
Tom Seaver, R (1, 1) ERA: 3.15 8.0 34 7 3 3 8 2 1 0 0 1 0 47 59 3.38 1.125
Skip Lockwood, R (9, 1) ERA: 1.74 4.0 13 0 0 0 2 0 0 0 0 0 0 17 17 0.00 0.000
Ken Sanders, R (13, 1) ERA: 2.0 9 2 0 0 0 1 1 0 0 0 0 0 7 15 0.00 1.500
Bob Apodaca, R (15, 1) ERA: 2.25 3.0 W 13 2 0 0 2 0 2 0 0 0 0 15 23 0.00 0.667
PITCHER IP WLS BF H R ER SO BB IBB HBP BLK WP HR S P ERA WHIP
New York Mets @ St. Louis Cardinals
Busch Stadium, St. Louis, MO
Mon Apr 19 1976, 6:05 PM CST
Att. 4,859 - Unknown

Batter	1	2	3	4	5	6	7	8	9	AB	R	H	RBI	BB	SO	LOB
Wayne Garrett, L (1, 5) OBP: 0.302, SLG: 0.317	HR 1B	BBB 4-0 G4-6-3 1-2 BB		P5		SSS 0-3 K		4-3	FC6-4 1-3 2-H 1B	5	1	2	1	1	1	1
Felix Millan, R (1, 4) OBP: 0.415, SLG: 0.522	1-H HR	G4-6-3 1-2f 2-3		P4		WP 1B		3B 1B	FC6-4 1-2f	6	2	3	2	0	0	5
John Milner, L (1, 7) OBP: 0.565, SLG: 0.778 Benny Ayala, R (6, 9) OBP: 0.333, SLG: 0.250	3-1	3-H HR		BBB 4-0 1-2 BB		BBB 4-0 1-2 BB		F8		2 1	1 0	1 0	2 0	2 0	0 0	0 1
Ed Kranepool, L (1, 3) OBP: 0.297, SLG: 0.353 Joe Torre, R (6, PH) (6, 3) OBP: 0.350, SLG: 0.389	HR 2B	F5		F8		F8		1-H 3B		3 2	1 0	1 1	0 1	0 0	0 0	2 2
Dave Kingman, R (1, 9) OBP: 0.275, SLG: 0.708 Bruce Boisclair, L (6, 7) OBP: 0.250, SLG: 0.250	SSS 0-3 K	SSS 0-3 K		P3			3-1	F8		3 2	0 0	0 0	0 0	0 0	2 0	1 1
Del Unser, L (1, 8) OBP: 0.340, SLG: 0.469	2-H HR	H 1-0 HBP		F7			3-1		6-3	4	1	1	2	0	0	0
Jerry Grote, R (1, 2) OBP: 0.579, SLG: 0.500	1B	F7		1B		BBB 4-0 1B BB			1B 1B	4	1	3	0	1	0	1
Mike Phillips, L (1, 6) OBP: 0.286, SLG: 0.286	F8	P5		G3			0-0 FC3-6 1-2 1B		1B 1-2 1B	5	0	2	0	0	0	3
Jon Matlack, L (1, 1)		E4 G4-6-3 BB HR		BBH 3-0 BB HBP		F7	FC3-6 1-2f		SSS 0-3 K	4	1	0	0	0	1	4
Inning Stats	R: 4 E: 0 K: 1 S: 10 H: 5 LOB: 1 BB: 0 P: 10	R: 2 E: 1 K: 0 S: 4 H: 1 LOB: 0 BB: 1 P: 8	R: 0 E: 0 K: 1 S: 5 H: 0 LOB: 1 BB: 0 P: 6	R: 0 E: 0 K: 0 S: 3 H: 0 LOB: 2 BB: 1 P: 10	R: 0 E: 0 K: 0 S: 4 H: 1 LOB: 1 BB: 0 P: 4	R: 0 E: 0 K: 1 S: 6 H: 1 LOB: 2 BB: 1 P: 10	R: 0 E: 0 K: 0 S: 4 H: 1 LOB: 2 BB: 1 P: 8	R: 1 E: 0 K: 0 S: 5 H: 2 LOB: 1 BB: 0 P: 5	R: 1 E: 0 K: 1 S: 8 H: 3 LOB: 2 BB: 0 P: 8	1B: 9 2B: 1 3B: 1 HR: 3	SF: 0 SAC: 0 DP: 1 HBP: 2						

TOP

New York Mets @ St. Louis Cardinals

Busch Stadium, St. Louis, MO

Tue Apr 20 1976, 6:05 PM CST

Att. 7,260 - Unknown

livebaseballscorecards.com

AB	41
R	8
H	14
RBI	8
BB	4
SO	4
LOB	21

WP: 1 PB: 0 SB: 0 CS: 0 PA: 47

PITCHER		IP	WLS	BF	H	R	ER	SO	BB	IBB	HBP	BLK	WP	HR	S	P	ERA	WHIP
Lynn McGlothen, R ERA: 4.24	(1, 1)	3.0	L	18	6	6	4	2	1	0	2	0	0	3	19	27	12.00	2.333
Danny Frisella, R ERA:	(4, 1)	2.0		8	1	0	0	0	1	0	0	0	0	0	7	11	0.00	1.000
Mike Wallace, L ERA: 4.76	(6, 1)	1.0		5	1	0	0	1	1	0	0	0	1	0	6	10	0.00	2.000
Mike Proly, R ERA: 2.35	(7, 1)	2.0		10	3	1	1	0	1	0	0	0	0	0	9	13	4.50	2.000
John Curtis, L ERA: 9.0	(9, 1)	1.0		6	3	1	1	1	0	0	0	0	0	0	8	8	9.00	3.000

PITCHER	IP	WLS	BF	H	R	ER	SO	BB	IBB	HBP	BLK	WP	HR	S	P	ERA	WHIP

New York Mets @ St. Louis Cardinals

Busch Stadium, St. Louis, MO

Tue Apr 20 1976, 6:05 PM CST

Att. 7,260 - Unknown

livebaseballscorecards.com

BOTTOM

Batter	1	2	3	4	5	6	7	8	9	AB	R	H	RBI	BB	SO	LOB
Bake McBride, L (1, 8) OBP: 0.475, SLG: 0.500 Mike Wallace, L (6, 1) Doug Clarey, R (6, PH) Mike Proly, R (7, 1) Willie Crawford, L (8, PH) OBP: 0.200, SLG: 0.200 John Curtis, L (9, 1)	G4-6-3 1B		K			K		6-3		2 0 1 0 1 0	0 0 0 0 0 0	1 0 0 0 0 0	0 0 0 0 0 0	0 0 0 0 0 0	1 0 1 0 0 0	0 0 0 0 0 0
Don Kessinger, S (1, 6) OBP: 0.263, SLG: 0.235	G4-6-3 1-2f		F7			FC5-4 1B		5-3		4	0	1	0	0	0	1
Mike Anderson, R (1, 7) OBP: 0.438, SLG: 0.571	2B			G5-4-3 BB		FC5-4 FC5-4 1-2f		F7		3	0	1	0	1	0	1
Ted Simmons, S (1, 2) OBP: 0.282, SLG: 0.242 Ken Rudolph, R (9, 2)	6-3			G5-4-3 1-2f		FC5-4 1-2f			6-3	3 1	0 0	0 0	0 0	0 0	0 0	3 0
Reggie Smith, S (1, 9) OBP: 0.256, SLG: 0.324		2B		L5			K		1-3 BB	3	0	1	0	1	1	0
Hector Cruz, R (1, 5) OBP: 0.211, SLG: 0.297		F3			G3		FC4-6 1B		1-3 1-2	4	0	1	0	0	0	2
Keith Hernandez, L (1, 3) OBP: 0.256, SLG: 0.235		F8			K		FC4-6 BB 1-2f		G3	4	0	0	0	0	1	3
Vic Harris, S (1, 4) OBP: 0.344, SLG: 0.310		K			1B		BB 1-2			2	0	1	0	1	1	1
Lynn McGlothen, L (1, 1) OBP: 0.143, SLG: 0.143 Danny Frisella, L (4, 1) Luis Melendez, R (5, PH) (6, 8)			K		K		F9			1 0 2	0 0 0	0 0 0	0 0 0	0 0 0	1 0 1	0 0 3
Inning Stats	R: 0 E: 0 K: 0 S: 4 H: 2 LOB: 1 BB: 0 P: 4	R: 0 E: 0 K: 1 S: 6 H: 1 LOB: 1 BB: 0 P: 6	R: 0 E: 0 K: 2 S: 7 H: 0 LOB: 0 BB: 0 P: 7	R: 0 E: 0 K: 0 S: 2 H: 0 LOB: 0 BB: 1 P: 6	R: 0 E: 0 K: 2 S: 8 H: 1 LOB: 1 BB: 0 P: 8	R: 0 E: 0 K: 1 S: 6 H: 1 LOB: 1 BB: 0 P: 6	R: 0 E: 0 K: 1 S: 6 H: 1 LOB: 2 BB: 1 P: 10	R: 0 E: 0 K: 0 S: 3 H: 0 LOB: 0 BB: 0 P: 3	R: 0 E: 0 K: 0 S: 3 H: 0 LOB: 1 BB: 1 P: 7	1B: 4 2B: 2 3B: 0 HR: 0 SF: 0 SAC: 0 DP: 2 HBP: 0						

	AB	31
	R	0
	H	6
	RBI	0
	BB	3
	SO	7
	LOB	14

WP: 0 PB: 0 SB: 0 CS: 0 PA: 34

PITCHER	IP	WLS	BF	H	R	ER	SO	BB	IBB	HBP	BLK	WP	HR	S	P	ERA	WHIP
Jon Matlack, L (1, 1) ERA: 2.57	9.0	W	34	6	0	0	7	3	0	0	0	0	0	45	57	0.00	1.000

PITCHER	IP	WLS	BF	H	R	ER	SO	BB	IBB	HBP	BLK	WP	HR	S	P	ERA	WHIP

Batter	1	2	3	4	5	6	7	8	9	AB	R	H	RBI	BB	SO	LOB
Bruce Boisclair, L (1, 8) OBP: 0.444, SLG: 0.500	0-0 2B		4-0 1B 1B E 1-2 BB		0-0 1B 1-3 E 1B	0-3 K		0-3 K		4	2	2	0	1	2	3
Felix Millan, R (1, 4) OBP: 0.414, SLG: 0.510	0-0 6-3		0-0 E 1-2 2-3 1B		0-0 FC3-6 E 1-3 3-H 1B		0-0 F2		0-0 L4	5	0	2	1	0	0	1
Wayne Garrett, L (1, 5) OBP: 0.292, SLG: 0.289	0-3 K		0-0 F8		0-0 E4 FC3-6 1-2 3-H		0-0 G3		4-0 FC4-6 BB	4	0	0	1	1	1	5
Ed Kranepool, L (1, 3) OBP: 0.310, SLG: 0.359 (8, 7)	0-0 3-1		0-0 E2 G6-4-3 1-2 2-H 3-H 1B		0-0 FC3-6 1-2f 2-3		0-0 FC5-4 1B		0-0 FC4-6 1-2f	5	0	2	1	0	0	4
Dave Kingman, R (1, 9) OBP: 0.268, SLG: 0.660		0-0 S 1B	0-0 G6-4-3 1-2f		0-0 F8		0-0 FC5-4 1-2f		0-3 K	5	0	1	0	0	1	6
Jerry Grote, R (1, 2) OBP: 0.524, SLG: 0.444		0-0 F7 1-2		0-0 5-3	0-0 F8			0-0 F7		4	0	0	0	0	0	3
Benny Ayala, R (1, 7) OBP: 0.231, SLG: 0.167 Tom Hall, L (8, 1)		0-0 5-3		0-0 F9		0-0 F7		0-0 L8		4 0	0 0	0 0	0 0	0 0	0 0	1 0
Mike Phillips, L (1, 6) OBP: 0.364, SLG: 0.364		0-0 G3		0-0 F7		0-0 FC1-6 1B		0-0 1B 1B		4	0	2	0	0	0	1
Mickey Lolich, S (1, 1) OBP: 0.333, SLG: 0.333 Skip Lockwood, R (6, 1) OBP: 0.333, SLG: 0.333 Joe Torre, R (8, PH) OBP: 0.381, SLG: 0.421 (8, 3)			0-0 1B BB 1B 1B		0-0 1B 1B 1B	0-0 FC1-6 1-2f		0-0 1-3 1B		3 0 1	2 0 0	2 0 1	0 0 0	0 0 0	0 0 0	1 0 0
Inning Stats	R: 0 E: 0 K: 1 S: 6 H: 1 LOB: 1 BB: 0 P: 6	R: 0 E: 0 K: 0 S: 4 H: 1 LOB: 1 BB: 0 P: 4	R: 2 E: 1 K: 0 S: 5 H: 3 LOB: 1 BB: 1 P: 9	R: 0 E: 0 K: 0 S: 3 H: 0 LOB: 0 BB: 0 P: 3	R: 2 E: 1 K: 0 S: 7 H: 3 LOB: 2 BB: 0 P: 7	R: 0 E: 0 K: 1 S: 6 H: 1 LOB: 1 BB: 0 P: 6	R: 0 E: 0 K: 0 S: 4 H: 1 LOB: 1 BB: 0 P: 4	R: 0 E: 0 K: 1 S: 7 H: 2 LOB: 2 BB: 0 P: 7	R: 0 E: 0 K: 1 S: 5 H: 0 LOB: 1 BB: 1 P: 9	1B: 11 2B: 1 3B: 0 HR: 0	SF: 0 SAC: 0 DP: 1 HBP: 0						

TOP

New York Mets @ St. Louis Cardinals

Busch Stadium, St. Louis, MO

Wed Apr 21 1976, 3:33 AM CST

Att. 7,213 - Unknown

livebaseballscorecards.com

AB	39
R	4
H	12
RBI	3
BB	2
SO	4
LOB	25

WP: 0 PB: 0 SB: 1 CS: 0 PA: 41

PITCHER		IP	WLS	BF	H	R	ER	SO	BB	IBB	HBP	BLK	WP	HR	S	P	ERA	WHIP
Bob Forsch, R ERA: 3.94	(1, 1)	4.0		20	8	4	3	1	1	0	0	0	0	0	21	25	6.75	2.250
Mike Wallace, L ERA: 4.5	(5, 1)	0.1		2	0	0	0	0	0	0	0	0	0	0	2	2	0.00	0.000
Danny Frisella, R ERA:	(5, 1)	0.2		2	0	0	0	0	0	0	0	0	0	0	2	2	0.00	0.000
Eric Rasmussen, R ERA: 2.89	(6, 1)	2.2	W	12	4	0	0	1	0	0	0	0	0	0	14	14	0.00	1.500
Al Hrabosky, L ERA: 3.12	(8, 1)	1.1	S	5	0	0	0	2	1	0	0	0	0	0	8	12	0.00	0.750

PITCHER	IP	WLS	BF	H	R	ER	SO	BB	IBB	HBP	BLK	WP	HR	S	P	ERA	WHIP

Batter	1	2	3	4	5	6	7	8	9	AB	R	H	RBI	BB	SO	LOB
Luis Melendez, R (1, 8) OBP: 0.091, SLG: 0.091	F8		6-3		G6-4-3 1-2f		P4	1-2 1B		5	0	1	0	0	0	1
Vic Harris, S (1, 4) (7, 5) OBP: 0.378, SLG: 0.394	K		2B			4-3 HR 2B	1B 1B BB		P3	4	2	2	0	1	1	2
Lou Brock, L (1, 7) OBP: 0.176, SLG: 0.156	P4		F5			4-3 2-3	F8			4	0	0	0	0	0	3
Ted Simmons, S (1, 2) OBP: 0.326, SLG: 0.324		WP 2B		E 1B 1B		5-3	1B 1-3 1B			4	2	3	0	0	0	1
Reggie Smith, S (1, 9) OBP: 0.302, SLG: 0.447		K 2-H		E7 1-H 1B		HR 3-H	1B 1-3 3-H 1B			4	1	3	3	0	1	0
Mike Anderson, R (1, 3) OBP: 0.421, SLG: 0.588		K FC5-4		K		1B 2B	K			3	0	1	0	0	2	0
Lee Richard, R (6, PR) (7, 4) OBP: 0.167, SLG: 0.167										1	1	0	0	0	1	2
Hector Cruz, R (1, 5) OBP: 0.200, SLG: 0.282		K		F3		2B 2-H 1B		6-3		2	0	0	0	0	1	1
Ron Fairly, L (6, PH) (7, 3) OBP: 0.600, SLG: 0.800										2	1	1	1	0	0	0
Don Kessinger, S (1, 6) OBP: 0.286, SLG: 0.270		FC5-4 1-2f			G6-4-3 BB	1-H 2B		5-3		3	0	1	1	1	0	1
Bob Forsch, R (1, 1)			5-3		K	8-4-3		BB 1B BB		1	0	0	0	0	0	0
Mike Wallace, L (5, 1)										0	0	0	0	0	0	0
Danny Frisella, L (5, 1)										0	0	0	0	0	0	0
Willie Crawford, L (5, PH) OBP: 0.167, SLG: 0.167										1	0	0	0	0	1	1
Eric Rasmussen, R (6, 1)										1	0	0	0	0	0	1
Al Hrabosky, R (8, 1)										0	0	0	0	1	0	0
Inning Stats	R: 0 E: 0 K: 1 S: 5 H: 0 LOB: 0 BB: 0 P: 5	R: 1 E: 0 K: 3 S: 11 H: 1 LOB: 1 BB: 0 P: 11	R: 0 E: 0 K: 0 S: 4 H: 1 LOB: 1 BB: 0 P: 4	R: 1 E: 1 K: 1 S: 6 H: 2 LOB: 0 BB: 0 P: 6	R: 0 E: 0 K: 1 S: 4 H: 0 LOB: 0 BB: 1 P: 8	R: 4 E: 0 K: 0 S: 8 H: 5 LOB: 1 BB: 0 P: 8	R: 1 E: 0 K: 1 S: 7 H: 2 LOB: 2 BB: 1 P: 11	R: 0 E: 0 K: 0 S: 4 H: 1 LOB: 2 BB: 1 P: 8		1B: 6 2B: 5 3B: 0 HR: 1		SF: 0 SAC: 0 DP: 1 HBP: 0			WP: 3 PB: 0 SB: 0 CS: 0		PA: 38

PITCHER		IP	WLS	BF	H	R	ER	SO	BB	IBB	HBP	BLK	WP	HR	S	P	ERA	WHIP
Mickey Lolich, L ERA: 5.14	(1, 1)	5.2	L	24	7	5	4	6	1	0	0	0	2	1	35	39	6.35	1.412
Skip Lockwood, R ERA: 3.09	(6, 1)	1.1		9	4	2	2	1	1	0	0	0	0	0	10	14	13.50	3.750
Tom Hall, L ERA: 2.7	(8, 1)	1.0		5	1	0	0	0	1	0	0	0	0	0	4	8	0.00	2.000

PITCHER	IP	WLS	BF	H	R	ER	SO	BB	IBB	HBP	BLK	WP	HR	S	P	ERA	WHIP

BOTTOM

New York Mets @ St. Louis Cardinals

Busch Stadium, St. Louis, MO

Wed Apr 21 1976, 3:33 AM CST
Att. 7,213 - Unknown

livebaseballscorecards.com

AB	35
R	7
H	12
RBI	5
BB	3
SO	7
LOB	13

Batter	1	2	3	4	5	6	7	8	9	AB	R	H	RBI	BB	SO	LOB
Wayne Garrett, L (1, 5) OBP: 0.288, SLG: 0.271	BBBB 4-0 CS BB	x 0-0 ③ 4-3	x 0-0 ③ 3-1			SSS 0-3 ① K			3	0	0	0	1	1	2
Felix Millan, R (1, 4) OBP: 0.403, SLG: 0.481	x 0-0 ① L7	BBBB 4-0 G5-4-3 BB	x 0-0 6-3	x 0-0 ② 1-3						3	0	0	0	1	0	1
Joe Torre, R (1, 3) OBP: 0.360, SLG: 0.435	x 0-0 ②③ L8 1-2	x 0-0 ① G5-4-3 1-2f	x 0-0 5-3	x 0-0 2B						4	0	1	0	0	0	2
Dave Kingman, R (1, 9) OBP: 0.283, SLG: 0.643		x 0-0 G5-4-3 1B	BBBB 4-0 S 1B BB	SSS 0-3 ③ K		x 0-0 ③ F3				3	1	1	0	1	1	1
Jerry Grote, R (1, 2) OBP: 0.500, SLG: 0.425		x 0-0 ①② G5-4-3 1-2f	x 0-0 1-H 1B	x 0-0 L7			x 0-0 ① F4			4	0	1	1	0	0	1
Ed Kranepool, L (1, 7) OBP: 0.283, SLG: 0.326		x 0-0 ③ F8	x 0-0 ③ 4-3	x 0-0 ② 3-1			x 0-0 ② 4-3			4	0	0	0	0	0	1
Bruce Boisclair, L (1, 8) OBP: 0.462, SLG: 0.500		x 0-0 ① F8	x 0-0 SH1-4 1B	x 0-0 FC5 S 1B			x 0-0 ③ F6			4	0	2	0	0	0	0
Bud Harrelson, S (1, 6) OBP: 0.367, SLG: 0.341		x 0-0 ② F8	x 0-0 ① F7	4-0 FC5 1-2 IBB						2	0	0	0	1	0	1
Jerry Koosman, R (1, 1) OBP: 0.500, SLG: 0.667 Bob Apodaca, R (7, 1) OBP: 0.333, SLG: 0.333		x 0-0 1B	x 0-0 ② SH1-4 1-2	x 0-0 ③ FC5 1-2 2-3f						2	0	1	0	0	0	2
										0	0	0	0	0	0	0
Inning Stats	R: 0 E: 0 K: 0 S: 2 H: 0 LOB: 0 BB: 1 P: 6	R: 0 E: 0 K: 0 S: 3 H: 1 LOB: 0 BB: 0 P: 3	R: 0 E: 0 K: 0 S: 4 H: 1 LOB: 1 BB: 0 P: 4	R: 1 E: 0 K: 0 S: 3 H: 1 LOB: 1 BB: 2 P: 11	R: 0 E: 0 K: 0 S: 4 H: 1 LOB: 1 BB: 0 P: 4	R: 0 E: 0 K: 1 S: 5 H: 0 LOB: 0 BB: 0 P: 5	R: 0 E: 0 K: 0 S: 4 H: 1 LOB: 2 BB: 1 P: 8	R: 0 E: 0 K: 1 S: 6 H: 1 LOB: 1 BB: 0 P: 6	R: 0 E: 0 K: 0 S: 3 H: 0 LOB: 0 BB: 0 P: 3	1B: 5 2B: 1 3B: 0 HR: 0	SF: 0 SAC: 1 DP: 2 HBP: 0					

PITCHER		IP	WLS	BF	H	R	ER	SO	BB	IBB	HBP	BLK	WP	HR	S	P	ERA	WHIP
Mike Cosgrove, L ERA: 2.0	(1, 1)	8.0	W	31	6	1	1	2	3	1	0	0	0	0	31	47	1.12	1.125
Ken Forsch, R ERA: 0.6	(9, 1)	1.0	S	3	0	0	0	0	0	0	0	0	0	0	3	3	0.00	0.000

PITCHER	IP	WLS	BF	H	R	ER	SO	BB	IBB	HBP	BLK	WP	HR	S	P	ERA	WHIP

New York Mets @ Houston Astros

Astrodome, Houston, TX

Fri Apr 23 1976, 7:05 PM EST

Att. 10,380 - Dome

TOP

livebaseballscorecards.com

AB	29
R	1
H	6
RBI	1
BB	4
SO	2
LOB	11

1B: 5	SF: 0	WP: 0	PA: 34
2B: 1	SAC: 1	PB: 0	
3B: 0	DP: 2	SB: 2	
HR: 0	HBP: 0	CS: 1	

Batter	1	2	3	4	5	6	7	8	9	AB	R	H	RBI	BB	SO	LOB
Wilbur Howard, S (1, 9) (8, 7) OBP: 0.182, SLG: 0.146	1-3			K		F3		FC5-4 1-2f		4	0	0	0	0	1	1
Enos Cabell, R (1, 5) OBP: 0.379, SLG: 0.453	K			4-3 3B			HR BB			2	2	1	0	1	1	0
Cesar Cedeno, R (1, 8) OBP: 0.377, SLG: 0.679	CS 1B			4-3 3-H			1-H HR			3	1	2	3	0	0	0
Bob Watson, R (1, 3) OBP: 0.453, SLG: 0.404	CS 1-2	6-3		6-3			L8			3	0	0	0	0	0	0
Cliff Johnson, R (1, 2) OBP: 0.354, SLG: 0.390		G3			5-3		K			3	0	0	0	0	1	0
Leon Roberts, R (1, 7) OBP: 0.333, SLG: 0.455		F5			L7		1B			3	0	1	0	0	0	0
Greg Gross, L (8, 9) OBP: 0.314, SLG: 0.319										0	0	0	0	0	0	0
Larry Milbourne, S (1, 4) OBP: 0.349, SLG: 0.328			5-3		6-3			1-3		3	0	0	0	0	0	0
Roger Metzger, S (1, 6) OBP: 0.327, SLG: 0.333			F8			F8		4-3		3	0	0	0	0	0	0
Mike Cosgrove, L (1, 1) OBP: 0.250, SLG: 0.250			5-3			F4		FC5-4 1B		2	0	0	0	0	0	0
Ken Boswell, L (8, PH) OBP: 0.300, SLG: 0.400										1	0	1	0	0	0	0
Ken Forsch, R (9, 1)										0	0	0	0	0	0	0
Inning Stats	R: 0 E: 0 K: 1 S: 5 H: 1 LOB: 0 BB: 0 P: 5	R: 0 E: 0 K: 0 S: 3 H: 0 LOB: 0 BB: 0 P: 3	R: 0 E: 0 K: 0 S: 3 H: 0 LOB: 0 BB: 0 P: 3	R: 1 E: 0 K: 1 S: 6 H: 1 LOB: 0 BB: 0 P: 6	R: 0 E: 0 K: 0 S: 3 H: 0 LOB: 0 BB: 0 P: 3	R: 0 E: 0 K: 0 S: 3 H: 0 LOB: 0 BB: 0 P: 3	R: 2 E: 0 K: 1 S: 6 H: 2 LOB: 1 BB: 1 P: 10	R: 0 E: 0 K: 0 S: 4 H: 1 LOB: 1 BB: 0 P: 4		1B: 3 2B: 0 3B: 1 HR: 1	SF: 0 SAC: 0 DP: 0 HBP: 0					

PITCHER	IP	WLS	BF	H	R	ER	SO	BB	IBB	HBP	BLK	WP	HR	S	P	ERA	WHIP
Jerry Koosman, L (1, 1) ERA: 2.3	6.0	L	21	3	3	3	2	1	0	0	0	0	1	24	28	4.50	0.667
Bob Apodaca, R (7, 1) ERA: 1.93	2.0		7	2	0	0	1	0	0	0	0	0	0	9	9	0.00	1.000

PITCHER	IP	WLS	BF	H	R	ER	SO	BB	IBB	HBP	BLK	WP	HR	S	P	ERA	WHIP

BOTTOM

New York Mets @ Houston Astros

Astrodome, Houston, TX

Fri Apr 23 1976, 7:05 PM EST

Att. 10,380 - Dome

livebaseballscorecards.com

AB	27
R	3
H	5
RBI	3
BB	1
SO	3
LOB	1

WP: 0 PA: 29
PB: 0
SB: 0
CS: 1

Batter	1	2	3	4	5	6	7	8	9	AB	R	H	RBI	BB	SO	LOB
Bruce Boisclair, L (1, 8) (7, 7) OBP: 0.444, SLG: 0.471	0-0 1B 2B 1B	0-0 4-3 ③		0-3 K ③			0-0 4-3 ①	0-0 BB 1B 1-2 2-H 1B		5	1	2	1	0	1	2
Felix Millan, R (1, 4) OBP: 0.418, SLG: 0.483	0-0 2B E 1-2 1B		0-0 4-3 ①		0-0 5-3 ①		0-0 1B 1B	BBBB 4-0 1B 1-2 2-3 BB		4	1	2	0	1	0	0
John Milner, L (1, 7) OBP: 0.580, SLG: 0.795 Del Unser, L (7, PR) (7, 8) OBP: 0.352, SLG: 0.480	0-0 L9-6 1-3 2-H 2B		0-0 4-3 ②		BBBB 4-0 3-1 BB		0-0 G4-6-3 1-2 1B	0-0 ② 1-3 2-H 3-H 1B		3 1	0 0	2 1	1 1	1 0	0 0	0 0
Ed Kranepool, L (1, 3) OBP: 0.275, SLG: 0.313	0-0 E2 3-H		0-0 1B		0-0 ② 3-1 1-2		0-0 ②③ G4-6-3 1-2f	0-0 F2 ③		5	0	1	0	0	0	6
Dave Kingman, R (1, 9) OBP: 0.292, SLG: 0.617	0-0 ① F7	SSS 0-3 K ③			SSS 0-3 K ③			BBBB 4-0 SH1-4 1B 1B BB	0-0 CS 1B	4	1	1	0	1	2	4
Wayne Garrett, L (1, 5) OBP: 0.298, SLG: 0.269	0-0 ②③ L9-6 2-3			BBBB 4-0 WP E 1B BB		0-0 ① F8		0-0 ① SH1-4 1-2 1B 1B	0-0 ①② L5 1-2	4	2	1	0	1	0	3
Jerry Grote, R (1, 2) OBP: 0.480, SLG: 0.395		0-0 ① 6-3		0-0 E4 1B WP 1-2 CS		0-0 ② F7		0-0 ① SH1-4 1-2 2-3	BBBB 4-0 BB	3	0	0	0	1	0	1
Bud Harrelson, S (1, 6) OBP: 0.407, SLG: 0.349		BBBB 4-0 S BB		0-0 CS 1-3 2-H 1B		BBBB 4-0 BB		BBBB 4-0 1B 1B BB	0-0 F9 ③	2	1	1	1	3	0	1
Tom Seaver, R (1, 1) OBP: 0.308, SLG: 0.182		SSS 0-3 K ② 1-2		SSS 0-3 K ①② 1-2 3-H		0-0 ③ 4-3		0-0 BB 1B 1B 1-2 2-H 3-H 1B		4	1	1	2	0	2	4
Inning Stats	R: 2 E: 1 K: 0 S: 6 / H: 3 LOB: 1 BB: 0 P: 6	R: 0 E: 0 K: 1 S: 5 / H: 0 LOB: 1 BB: 1 P: 9	R: 0 E: 0 K: 1 S: 6 / H: 1 LOB: 1 BB: 0 P: 6	R: 1 E: 1 K: 2 S: 8 / H: 1 LOB: 1 BB: 1 P: 12	R: 0 E: 0 K: 1 S: 5 / H: 0 LOB: 1 BB: 1 P: 9	R: 0 E: 0 K: 0 S: 3 / H: 0 LOB: 1 BB: 1 P: 7	R: 0 E: 0 K: 0 S: 4 / H: 2 LOB: 2 BB: 0 P: 4	R: 4 E: 0 K: 0 S: 6 / H: 4 LOB: 2 BB: 3 P: 18	R: 0 E: 0 K: 0 S: 3 / H: 1 LOB: 1 BB: 1 P: 7	1B: 11 2B: 2 3B: 0 HR: 0 / SF: 0 SAC: 1 DP: 2 HBP: 0							WP: 1 PB: 0 SB: 1 CS: 3 / PA: 44

New York Mets @ Houston Astros

Astrodome, Houston, TX

Sat Apr 24 1976, 7:05 PM EST

Att. 17,299 - Unknown

TOP

livebaseballscorecards.com

AB	35
R	7
H	12
RBI	6
BB	8
SO	5
LOB	21

PITCHER		IP	WLS	BF	H	R	ER	SO	BB	IBB	HBP	BLK	WP	HR	S	P	ERA	WHIP
Larry Dierker, R ERA: 5.31	(1, 1)	7.1	L	36	9	7	5	5	6	0	0	0	1	0	40	64	6.14	2.045
Larry Hardy, R ERA: 7.82	(8, 1)	0.2		4	2	0	0	0	1	0	0	0	0	0	3	7	0.00	4.500
Mike Barlow, R ERA: 3.38	(9, 1)	1.0		4	1	0	0	0	1	0	0	0	0	0	3	7	0.00	2.000

PITCHER	IP	WLS	BF	H	R	ER	SO	BB	IBB	HBP	BLK	WP	HR	S	P	ERA	WHIP

New York Mets @ Houston Astros

Astrodome, Houston, TX

Sat Apr 24 1976, 7:05 PM EST

Att. 17,299 - Unknown

BOTTOM

Batter	1	2	3	4	5	6	7	8	9	AB	R	H	RBI	BB	SO	LOB
Larry Milbourne, S (1, 4) OBP: 0.358, SLG: 0.317	BBBB 4-0 S 1B BB		x 0-0 ③ 4-3			BBBB 4-0 4-3 4-3 BB		x 0-0 E2 FC6-4		2	1	0	0	2	0	0
Enos Cabell, R (1, 5) OBP: 0.371, SLG: 0.433	x 0-0 ① 1-3 1-2			x 0-0 ① 5-3		x 0-0 ① 4-3 1-2		BBBB 4-0 FC6-4 BB		3	0	0	0	1	0	2
Cesar Cedeno, R (1, 8) OBP: 0.369, SLG: 0.650	x 0-0 ② 2-H 1B			x 0-0 ② F8		x 0-0 ② 4-3 2-3		x 0-0 ② FC6-4 FC6-4 1-2f 2-3		4	0	1	1	0	0	3
Bob Watson, R (1, 3) OBP: 0.426, SLG: 0.375	SSS 0-3 ③ K			x 0-0 ③ 5-3		x 0-0 ③ 6-3		x 0-0 ③ FC6-4 1-2f		4	0	0	0	0	1	3
Cliff Johnson, R (1, 2) OBP: 0.327, SLG: 0.356		SSS 0-3 ① K			SSS 0-3 ① K		SSS 0-3 ① K		x 0-0 ① F9	4	0	0	0	0	3	0
Jose Cruz, L (1, 7) OBP: 0.231, SLG: 0.217		x 0-0 ② G3			x 0-0 ② 6-3		SSS 0-3 ② K		BBBB 4-0 FC4-6 1B BB	3	0	0	0	1	1	0
Greg Gross, L (1, 9) OBP: 0.345, SLG: 0.340		x 0-0 ③ 1-3			BBBB 4-0 E BB		x 0-0 1B		x 0-0 FC4-6 1-2 1B	3	0	2	0	1	0	0
Roger Metzger, S (1, 6) OBP: 0.304, SLG: 0.306			x 0-0 ① F6		x 0-0 E6 1-2		x 0-0 ③ 4-3		x 0-0 ② FC4-6 1-2f 2-3	4	0	0	0	0	0	4
Larry Dierker, R (1, 1) Larry Hardy, R (8, 1) Ken Boswell, L (8, PH) OBP: 0.273, SLG: 0.364 Mike Barlow, L (9, 1) Leon Roberts, R (9, PH) OBP: 0.320, SLG: 0.435			x 0-0 ② F2		x 0-0 ③ F2			x 0-0 ① F9	x 0-0 ③ F8	2 0 1 0 1	0 0 0 0 0	0 0 0 0 0	0 0 0 0 0	0 0 0 0 0	0 0 0 0 0	2 0 0 0 2
Inning Stats	R: 1 H: 1 E: 0 LOB: 0 K: 1 BB: 1 S: 5 P: 9	R: 0 H: 0 E: 0 LOB: 0 K: 1 BB: 0 S: 5 P: 5	R: 0 H: 0 E: 0 LOB: 0 K: 0 BB: 0 S: 3 P: 3	R: 0 H: 0 E: 0 LOB: 0 K: 0 BB: 0 S: 3 P: 3	R: 0 H: 0 E: 1 LOB: 2 K: 1 BB: 1 S: 6 P: 10	R: 0 H: 0 E: 0 LOB: 1 K: 0 BB: 1 S: 3 P: 7	R: 0 H: 1 E: 0 LOB: 1 K: 2 BB: 0 S: 8 P: 8	R: 0 H: 0 E: 1 LOB: 2 K: 0 BB: 1 S: 4 P: 8	R: 0 H: 1 E: 0 LOB: 2 K: 0 BB: 1 S: 4 P: 8	1B: 3 SF: 0 2B: 0 SAC: 0 3B: 0 DP: 0 HR: 0 HBP: 0						

livebaseballscorecards.com

AB	31
R	1
H	3
RBI	1
BB	5
SO	5
LOB	16

WP: 0 PA: 36
PB: 0
SB: 1
CS: 0

PITCHER		IP	WLS	BF	H	R	ER	SO	BB	IBB	HBP	BLK	WP	HR	S	P	ERA	WHIP
Tom Seaver, R ERA: 2.48	(1, 1)	9.0	W	36	3	1	1	5	5	0	0	0	0	0	41	61	1.00	0.889

PITCHER	IP	WLS	BF	H	R	ER	SO	BB	IBB	HBP	BLK	WP	HR	S	P	ERA	WHIP

Batter	1	2	3	4	5	6	7	8	9	AB	R	H	RBI	BB	SO	LOB
Del Unser, L (1, 8) OBP: 0.339, SLG: 0.455	4-3		F6		F8 1-2		1B 3-H		1-3	5	0	1	1	0	0	2
Felix Millan, R (1, 4) OBP: 0.417, SLG: 0.476	F3		1B 2-H			E 1B FC5-2 1B	G3		5-3	5	0	2	1	0	0	1
John Milner, L (1, 7) OBP: 0.574, SLG: 0.762 Bruce Boisclair, L (8, 7) OBP: 0.444, SLG: 0.471	FC4-6 BB		G3			FC5-2 E 1-2 1B		F6		3 0	0 0	1 0	0 0	1 0	0 0	1 0
Ed Kranepool, L (1, 3) OBP: 0.273, SLG: 0.308	FC4-6 1-2f			4-3		E3 FC5-2 1-2 2-3		4-3 1B WP 1B		4	1	1	0	0	0	3
Dave Kingman, R (1, 9) OBP: 0.290, SLG: 0.594		5-3		6-3		FC5-2 1-2 2-3 3-H		WP 4-3 1-2 1B 1B		4	1	1	0	0	0	3
Wayne Garrett, L (1, 5) OBP: 0.295, SLG: 0.268		F6		CS 1B		F8		4-3 1-2 2-3		4	0	1	0	0	0	4
Ron Hodges, L (1, 2) OBP: 0.643, SLG: 0.545		4-3	CS 1-2		F8		PB SH5-4 1B 1B	2-H 3-H 1B		4	1	2	1	0	0	0
Bud Harrelson, S (1, 6) OBP: 0.421, SLG: 0.341			SH1-4 1B BB		FC2-6 BB		SH5-4 1-2	F7		1	1	0	0	2	0	1
Jon Matlack, L (1, 1)									4-3	1	0	0	0	0	0	1
Joe Torre, R (7, PH) OBP: 0.346, SLG: 0.417										1	0	0	0	0	0	1
Ken Sanders, R (7, 1)			SH1-4 1-2		FC2-6 WP 1-2f		F9 2-3			1	0	0	0	0	0	0
Inning Stats	R: 0 E: 0 K: 0 S: 3 H: 0 LOB: 1 BB: 1 P: 7	R: 0 E: 0 K: 0 S: 3 H: 0 LOB: 0 BB: 0 P: 3	R: 1 E: 0 K: 0 S: 4 H: 1 LOB: 1 BB: 1 P: 8	R: 0 E: 0 K: 0 S: 3 H: 1 LOB: 0 BB: 0 P: 3	R: 0 E: 0 K: 0 S: 3 H: 0 LOB: 1 BB: 1 P: 7	R: 0 E: 1 K: 0 S: 5 H: 2 LOB: 2 BB: 0 P: 5	R: 1 E: 0 K: 0 S: 5 H: 2 LOB: 1 BB: 0 P: 5	R: 2 E: 0 K: 0 S: 6 H: 3 LOB: 1 BB: 0 P: 6	R: 0 E: 0 K: 0 S: 3 H: 0 LOB: 0 BB: 0 P: 3	1B: 9 2B: 0 3B: 0 HR: 0 SF: 0 SAC: 2 DP: 1 HBP: 0						

PITCHER	IP	WLS	BF	H	R	ER	SO	BB	IBB	HBP	BLK	WP	HR	S	P	ERA	WHIP
Joe Niekro, R (1, 1) ERA: 4.88	7.2	L	34	9	4	3	0	3	0	0	0	2	0	31	43	3.52	1.565
Ken Forsch, R (8, 1) ERA: 0.55	1.1		4	0	0	0	0	0	0	0	0	0	0	4	4	0.00	0.000

PITCHER	IP	WLS	BF	H	R	ER	SO	BB	IBB	HBP	BLK	WP	HR	S	P	ERA	WHIP

TOP

New York Mets @ Houston Astros

Astrodome, Houston, TX

Sun Apr 25 1976, 4:33 AM EDT

Att. 10,246 - Unknown

livebaseballscorecards.com

AB	33
R	4
H	9
RBI	3
BB	3
SO	0
LOB	17

WP: 2 PA: 39
PB: 1
SB: 0
CS: 1

Batter	1	2	3	4	5	6	7	8	9	AB	R	H	RBI	BB	SO	LOB
Larry Milbourne, S (1, 4) OBP: 0.352, SLG: 0.313	S S S 0-3 K ①			x 0-0 HR BLK 1B	x 0-0 L5 ③		S S S 0-3 K ③			4	1	1	0	0	2	2
Enos Cabell, R (1, 5) OBP: 0.351, SLG: 0.408	x 0-0 6-3 ②			x 0-0 5-3 ① 1-2		x 0-0 F4 ①		x 0-0 6-3 ①		4	0	0	0	0	0	1
Cesar Cedeno, R (1, 8) OBP: 0.362, SLG: 0.672	x 0-0 5-3 ③			x 0-0 2-H HR		x 0-0 F8 ②		x 0-0 F9 ②		4	1	1	2	0	0	0
Bob Watson, R (1, 3) OBP: 0.431, SLG: 0.373		x 0-0 1-3 ①		x 0-0 FC4-6 1B		B B B B 4-0 WP BB		S S S 0-3 K ③		3	0	1	0	1	1	0
Leon Roberts, R (1, 7) OBP: 0.321, SLG: 0.400 Greg Gross, L (9, PH) OBP: 0.339, SLG: 0.333		S S S 0-3 K ②		x 0-0 FC4-6 ② 1-2f		B B B B 4-0 1-2 BB			x 0-0 G3 ①	2 1	0 0	0 0	0 0	1 0	1 0	1 0
Skip Jutze, R (1, 2) OBP: 0.059, SLG: 0.059 Ken Boswell, L (9, PH) OBP: 0.250, SLG: 0.333		S S S 0-3 K ③		x 0-0 F4 ③		S S S 0-3 K ③			x 0-0 4-3 ②	3 1	0 0	0 0	0 0	0 0	2 0	3 0
Wilbur Howard, S (1, 9) OBP: 0.167, SLG: 0.133			x 0-0 6-3 ①		x 0-0 F7 ①		x 0-0 3-1 ①		x 0-0 6-3 ③	4	0	0	0	0	0	0
Roger Metzger, S (1, 6) OBP: 0.288, SLG: 0.288			x 0-0 6-3 ②		x 0-0 1-3 ②		x 0-0 F8 ②			3	0	0	0	0	0	0
Joe Niekro, R (1, 1) OBP: 0.250, SLG: 0.286 Ken Forsch, R (8, 1)			S S S 0-3 K ③		B B B 4-0 BB		x 0-0 2B			2 0	0 0	1 0	0 0	1 0	1 0	0 0
Inning Stats	R: 0 H: 0 E: 0 LOB: 0 K: 1 BB: 0 S: 5 P: 5	R: 0 H: 0 E: 0 LOB: 0 K: 2 BB: 0 S: 7 P: 7	R: 0 H: 0 E: 0 LOB: 0 K: 1 BB: 0 S: 5 P: 5	R: 2 H: 3 E: 0 LOB: 1 K: 0 BB: 0 S: 6 P: 6	R: 0 H: 0 E: 0 LOB: 1 K: 0 BB: 1 S: 3 P: 7	R: 0 H: 0 E: 0 LOB: 2 K: 1 BB: 2 S: 5 P: 13	R: 0 H: 1 E: 0 LOB: 1 K: 1 BB: 0 S: 6 P: 6	R: 0 H: 0 E: 0 LOB: 0 K: 1 BB: 0 S: 5 P: 5	R: 0 H: 0 E: 0 LOB: 0 K: 0 BB: 0 S: 3 P: 3	1B: 2 SF: 0 2B: 1 SAC: 0 3B: 0 DP: 0 HR: 1 HBP: 0						

PITCHER	IP	WLS	BF	H	R	ER	SO	BB	IBB	HBP	BLK	WP	HR	S	P	ERA	WHIP
Jon Matlack, L (1, 1) ERA: 2.67	6.0		24	3	2	2	5	3	0	0	1	1	1	31	43	3.00	1.000
Ken Sanders, R (7, 1) ERA:	3.0	W	10	1	0	0	2	0	0	0	0	0	0	14	14	0.00	0.333

PITCHER	IP	WLS	BF	H	R	ER	SO	BB	IBB	HBP	BLK	WP	HR	S	P	ERA	WHIP

BOTTOM

New York Mets @ Houston Astros

Astrodome, Houston, TX

Sun Apr 25 1976, 4:33 AM EDT

Att. 10,246 - Unknown

livebaseballscorecards.com

AB	31
R	2
H	4
RBI	2
BB	3
SO	7
LOB	7

WP: 1		PA:	34
PB: 0			
SB: 0			
CS: 0			

Atlanta Braves @ New York Mets

Shea Stadium, Flushing, NY

Mon Apr 26 1976, 3:33 AM EDT

Att. 3,342 - Unknown

TOP

livebaseballscorecards.com

Batter	1	2	3	4	5	6	7	8	9	AB	R	H	RBI	BB	SO	LOB
Rowland Office, L (1, 8) OBP: 0.258, SLG: 0.291	0-0 6-3 1B	0-0 1-3			0-3 K		4-0 BB		0-3 K	3	0	1	0	0	1	4
Cito Gaston, R (7, PH) OBP: 0.667, SLG: 0.500 (7, 9)										1	0	0	0	1	1	0
Jerry Royster, R (1, 5) OBP: 0.283, SLG: 0.250	0-0 6-3 1-2		0-0 F9		0-3 K		0-3 K			3	0	0	0	0	1	2
Earl Williams, R (7, PH) OBP: 0.375, SLG: 0.286 (7, 3)										1	0	0	0	0	1	1
Darrell Evans, L (1, 3) OBP: 0.426, SLG: 0.256	4-0 G6-4-3 BB		0-0 F9			4-0 5-3 PB 1B BB		0-3 K		2	1	0	0	2	1	0
(7, 5)																
Jimmy Wynn, R (1, 7) OBP: 0.390, SLG: 0.367	0-0 G6-4-3 1-2f		0-3 K			0-0 F9 1-2		4-0 BB		3	0	0	0	1	1	3
Tom Paciorek, R (1, 9) OBP: 0.333, SLG: 0.231		0-3 K		0-0 5-3		0-0 5-3 2-3		4-0 FC5-4 1-2 BB		3	0	0	0	1	1	1
(7, 8)																
Lee Lacy, R (1, 4) OBP: 0.310, SLG: 0.333		0-0 F9		0-0 F3		0-0 FC6-4 3-H 1B		0-0 F9		4	0	1	1	0	0	2
Biff Pocoroba, S (1, 2) OBP: 0.333, SLG: 0.375		0-0 BB 1B 1B		0-0 1-3		0-0 FC6-4 1-2f		0-0 FC5-4 1-2f		3	0	1	0	0	0	1
Roger Moret, S (8, 1)										0	0	0	0	0	0	0
Darrel Chaney, S (1, 6) OBP: 0.391, SLG: 0.297		0-0 BB 1-2 1B			0-0 1-3 1B		0-0 6-3		0-3 K	4	0	2	0	0	1	0
Dick Ruthven, R (1, 1) OBP: 0.400, SLG: 0.333		4-0 1-2 2-3 BB			0-0 1-3 1-2		0-0 6-3		0-3 K	1	0	0	0	1	0	1
Pablo Torrealba, L (6, 1)										0	0	0	0	0	0	0
Vic Correll, R (6, 2) OBP: 0.333, SLG: 0.667										2	0	0	0	0	1	0
Ken Henderson, S (8, PH) OBP: 0.425, SLG: 0.583										1	0	0	0	0	0	2
Inning Stats	R: 0 E: 0 K: 0 S: 3 H: 1 LOB: 1 BB: 1 P: 7	R: 0 E: 0 K: 1 S: 7 H: 2 LOB: 3 BB: 1 P: 11	R: 0 E: 0 K: 1 S: 5 H: 0 LOB: 0 BB: 0 P: 5	R: 0 E: 0 K: 0 S: 3 H: 0 LOB: 0 BB: 0 P: 3	R: 0 E: 0 K: 2 S: 8 H: 1 LOB: 1 BB: 0 P: 8	R: 1 E: 0 K: 0 S: 4 H: 1 LOB: 1 BB: 1 P: 8	R: 0 E: 0 K: 1 S: 5 H: 0 LOB: 1 BB: 1 P: 9	R: 0 E: 0 K: 1 S: 5 H: 0 LOB: 2 BB: 2 P: 13	R: 0 E: 0 K: 3 S: 9 H: 0 LOB: 0 BB: 0 P: 9	1B: 5 2B: 0 3B: 0 HR: 0 SF: 0 SAC: 0 DP: 1 HBP: 0						

	AB	31
	R	1
	H	5
	RBI	1
	BB	6
	SO	9
	LOB	17

WP: 0 PB: 1 SB: 0 CS: 0 PA: 37

PITCHER	IP	WLS	BF	H	R	ER	SO	BB	IBB	HBP	BLK	WP	HR	S	P	ERA	WHIP
Mickey Lolich, L (1, 1) ERA: 3.13	9.0	W	37	5	1	0	9	6	0	0	0	0	0	49	73	0.00	1.222

PITCHER	IP	WLS	BF	H	R	ER	SO	BB	IBB	HBP	BLK	WP	HR	S	P	ERA	WHIP

Atlanta Braves @ New York Mets

Shea Stadium, Flushing, NY

Mon Apr 26 1976, 3:33 AM EDT

Att. 3,342 - Unknown

livebaseballscorecards.com

Batter	1	2	3	4	5	6	7	8	9	AB	R	H	RBI	BB	SO	LOB
Bruce Boisclair, L (1, 7) OBP: 0.409, SLG: 0.429	F7	F7			L4-3		1-3			4	0	1	0	0	0	3
Felix Millan, R (1, 4) OBP: 0.408, SLG: 0.455	1-3		G4-6-3		L4-3 1-2			F9		3	1	0	0	1	0	1
Del Unser, L (1, 8) OBP: 0.333, SLG: 0.441	K		G4-6-3 1-3		K			G3		4	0	1	0	0	2	0
Ed Kranepool, L (1, 3) OBP: 0.305, SLG: 0.339		2B 1B	G4-6-3 1-2f 3-H			G1-6-3		FC6-4		4	1	3	0	0	0	1
Dave Kingman, R (1, 9) OBP: 0.288, SLG: 0.574		F8	F4			G1-6-3 1-2		FC6-4 1-2f		4	0	1	0	0	0	2
Wayne Garrett, L (1, 5) OBP: 0.313, SLG: 0.305		1-3 2B		6-3	G1-6-3 1-2f 2-3					3	1	2	0	0	0	2
Ron Hodges, L (1, 2) OBP: 0.588, SLG: 0.500		SH3-4 2-H 3-H		F8 1-2			F5			3	0	1	2	0	0	1
Bud Harrelson, S (1, 6) OBP: 0.433, SLG: 0.333		SH3-4 1-2		6-3 2-3			SH1-4			1	0	0	0	2	0	1
Mickey Lolich, S (1, 1) OBP: 0.286, SLG: 0.286		SH3-4 1-2 2-3		K			SH1-4 1-2			1	0	0	0	0	1	1
Inning Stats	R: 0 E: 0 K: 1 S: 5 H: 0 LOB: 0 BB: 0 P: 5	R: 2 E: 0 K: 0 S: 6 H: 3 LOB: 2 BB: 1 P: 10	R: 1 E: 0 K: 0 S: 3 H: 1 LOB: 0 BB: 1 P: 7	R: 0 E: 0 K: 1 S: 6 H: 1 LOB: 1 BB: 0 P: 6	R: 0 E: 0 K: 1 S: 5 H: 1 LOB: 0 BB: 0 P: 5	R: 0 E: 0 K: 0 S: 3 H: 2 LOB: 0 BB: 0 P: 3	R: 0 E: 0 K: 0 S: 3 H: 0 LOB: 1 BB: 1 P: 7	R: 0 E: 0 K: 0 S: 4 H: 1 LOB: 1 BB: 0 P: 4								

AB	27
R	3
H	9
RBI	2
BB	3
SO	3
LOB	12

1B: 8 SF: 0 WP: 0 PA: 32
2B: 2 SAC: 2 PB: 0
3B: 0 DP: 3 SB: 1
HR: 0 HBP: 0 CS: 0

PITCHER		IP	WLS	BF	H	R	ER	SO	BB	IBB	HBP	BLK	WP	HR	S	P	ERA	WHIP
Dick Ruthven, R ERA: 1.96	(1, 1)	5.0	L	23	8	3	3	3	2	0	0	0	0	0	27	35	5.40	2.000
Pablo Torrealba, L ERA: 5.25	(6, 1)	2.0		5	0	0	0	0	1	0	0	0	0	0	4	8	0.00	0.500
Roger Moret, L ERA: 4.91	(8, 1)	1.0		4	1	0	0	0	0	0	0	0	0	0	4	4	0.00	1.000

PITCHER	IP	WLS	BF	H	R	ER	SO	BB	IBB	HBP	BLK	WP	HR	S	P	ERA	WHIP

Batter	1	2	3	4	5	6	7	8	9	AB	R	H	RBI	BB	SO	LOB
Lee Lacy, R (1, 4) OBP: 0.302, SLG: 0.322	0-0 SH1-4 E 1B		0-0 F4 ②		0-0 6-3 ①		0-0 F7 ①	0-0 F4 ③		5	1	1	0	0	0	2
Jerry Royster, R (1, 5) OBP: 0.263, SLG: 0.231	0-0 SH1-4 ① 1-2		0-0 4-3 ③		0-0 F9 ②		0-0 F4 ②		0-0 1-3 ①	4	0	0	0	0	0	0
Jimmy Wynn, R (1, 7) OBP: 0.391, SLG: 0.346	0-0 F8 ② 2-H			B B B B 4-0 G3 SH5-3 1B BB	S S S 0-3 K ③		B B B B 4-0 BB BB		S S S 0-3 K ②	3	1	0	0	2	2	0
Tom Paciorek, R (1, 8) OBP: 0.294, SLG: 0.200 (6, 3) Darrell Evans, L (7, PH) OBP: 0.429, SLG: 0.250 (7, 3)	S S S 0-3 K ③			x 0-0 SH5-3 ① 1-2		x 0-0 5-3 ①	B B B B 4-0 1-2 BB		S S S 0-3 K ③	2 1	0 0	0 0	0 0	0 1	1 1	0 0
Earl Williams, R (1, 3) OBP: 0.364, SLG: 0.300 Rowland Office, L (6, PR) OBP: 0.254, SLG: 0.286 (6, 8)		S S S 0-3 K ①		x 0-0 G3 ② 2-3		x 0-0 2B FC8-4 1B	x 0-0 F4 ③			3 1	0 1	1 1	0 0	0 0	1 0	1 2
Cito Gaston, R (1, 9) OBP: 0.600, SLG: 0.625		x 0-0 4-3 ②		x 0-0 HR 3-H 1B		x 0-0 FC8-4 1-3 2B		x 0-0 E5 1B		4	1	2	1	0	0	0
Vic Correll, R (1, 2) OBP: 0.714, SLG: 1.333		x 0-0 FC6-4 1B		x 0-0 1-H HR		4-0 FC8-4 IBB		x 0-0 1-2 1B		3	1	3	2	1	0	0
Darrel Chaney, S (1, 6) OBP: 0.380, SLG: 0.293		x 0-0 FC6-4 ③ 1-2f		x 0-0 FC6-4 1B		x 0-0 FC8-4 ② 1-2f 2-3 3-H		S S S 0-3 K ①		4	0	1	1	0	1	5
Carl Morton, R (1, 1) Pablo Torrealba, L (8, 1)			S S S 0-3 K ①	x 0-0 FC6-4 ③ 1-2f		x 0-0 L4 ③		S S S 0-3 K ②		4 0	0 0	0 0	0 0	0 0	2 0	5 0
Inning Stats	R: 1 H: 1 E: 1 LOB: 0 K: 1 BB: 0 S: 6 P: 6	R: 0 H: 1 E: 0 LOB: 1 K: 1 BB: 0 S: 6 P: 6	R: 0 H: 0 E: 0 LOB: 0 K: 1 BB: 0 S: 5 P: 5	R: 3 H: 3 E: 0 LOB: 1 K: 0 BB: 1 S: 6 P: 10	R: 0 H: 0 E: 0 LOB: 0 K: 1 BB: 0 S: 5 P: 5	R: 1 H: 2 E: 0 LOB: 2 K: 0 BB: 1 S: 5 P: 9	R: 0 H: 0 E: 0 LOB: 2 K: 0 BB: 2 S: 3 P: 11	R: 0 H: 1 E: 1 LOB: 2 K: 2 BB: 0 S: 9 P: 9	R: 0 H: 0 E: 0 LOB: 0 K: 2 BB: 0 S: 7 P: 7	1B: 6 SF: 0 2B: 1 SAC: 2 3B: 0 DP: 0 HR: 1 HBP: 0						

PITCHER		IP	WLS	BF	H	R	ER	SO	BB	IBB	HBP	BLK	WP	HR	S	P	ERA	WHIP
Jerry Koosman, L ERA: 3.38	(1, 1)	5.2		26	7	5	4	4	1	1	0	0	0	1	32	40	6.35	1.412
Hank Webb, R ERA: 4.15	(6, 1)	2.1		11	1	0	0	2	2	0	0	0	0	0	13	21	0.00	1.286
Tom Hall, L ERA: 2.08	(9, 1)	1.0	W	3	0	0	0	2	0	0	0	0	0	0	7	7	0.00	0.000

PITCHER	IP	WLS	BF	H	R	ER	SO	BB	IBB	HBP	BLK	WP	HR	S	P	ERA	WHIP

TOP

Atlanta Braves @ New York Mets

Shea Stadium, Flushing, NY

Tue Apr 27 1976, 3:33 AM EDT

Att. 4,002 - Unknown

livebaseballscorecards.com

AB	34
R	5
H	8
RBI	4
BB	4
SO	8
LOB	15

Atlanta Braves @ New York Mets

Shea Stadium, Flushing, NY

Tue Apr 27 1976, 3:33 AM EDT

Att. 4,002 - Unknown

BOTTOM

Batter	1	2	3	4	5	6	7	8	9	AB	R	H	RBI	BB	SO	LOB
Bruce Boisclair, L (1, 7) OBP: 0.370, SLG: 0.423	3-1		4-3		F6			G1 1-2	1-H 2-H 2B	5	0	1	2	0	0	4
Felix Millan, R (1, 4) OBP: 0.413, SLG: 0.471	G2			E SF7 2B		F8		2-H 1B		4	1	2	1	0	0	0
Del Unser, L (1, 8) OBP: 0.313, SLG: 0.413	F4			E6 G5-4-3 2-3		F9		F8		4	0	0	0	0	0	2
Ed Kranepool, L (1, 3) OBP: 0.290, SLG: 0.328		4-3		SF7 3-H		4-3		K		2	0	0	1	0	0	0
Benny Ayala, R (8, PH) (9, 9) OBP: 0.214, SLG: 0.154										1	0	0	0	0	1	1
Dave Kingman, R (1, 9) (9, 3) OBP: 0.299, SLG: 0.611		6-3		G5-4-3 1-2f			HR		1B 1B	4	1	2	1	0	0	1
John Stearns, R (9, PR) OBP: 0.091, SLG: 0.091										0	1	0	0	0	0	0
Wayne Garrett, L (1, 5) OBP: 0.294, SLG: 0.286		F8			F9		F8		F9	4	0	0	0	0	0	1
Ron Hodges, L (1, 2) OBP: 0.550, SLG: 0.471			1-3		SH5-4 1B		F8		1B 1-2 2B 1B	3	0	1	0	0	0	0
Jerry Grote, R (9, PH) OBP: 0.490, SLG: 0.409										1	1	1	0	0	0	0
Bud Harrelson, S (1, 6) OBP: 0.438, SLG: 0.347			SH1-4 1B		SH5-4 1-2 1B		1-3		F8	4	0	2	0	0	0	2
Jerry Koosman, R (1, 1) OBP: 0.500, SLG: 0.667			SH1-4 1-2		SH5-4 1-2 2-3			BBBB G1 1B BB	1-2 2-H 2B 1B	0	0	0	0	0	0	0
Hank Webb, R (6, 1)										0	0	0	0	0	0	0
Joe Torre, R (8, PH) OBP: 0.370, SLG: 0.417										0	0	0	0	1	0	0
Mike Phillips, L (8, PR) OBP: 0.364, SLG: 0.364										0	1	0	0	0	0	0
Tom Hall, L (9, 1)										0	0	0	0	0	0	0
John Milner, L (9, PH) OBP: 0.582, SLG: 0.767										1	1	1	1	0	0	0
Inning Stats	R: 0 E: 0 K: 0 S: 3 H: 0 LOB: 0 BB: 0 P: 3	R: 0 E: 0 K: 0 S: 3 H: 0 LOB: 0 BB: 0 P: 3	R: 0 E: 0 K: 0 S: 4 H: 1 LOB: 1 BB: 0 P: 4	R: 1 E: 1 K: 0 S: 4 H: 1 LOB: 0 BB: 0 P: 4	R: 0 E: 0 K: 0 S: 5 H: 2 LOB: 2 BB: 0 P: 5	R: 0 E: 0 K: 0 S: 3 H: 0 LOB: 0 BB: 0 P: 3	R: 1 E: 0 K: 0 S: 4 H: 1 LOB: 0 BB: 0 P: 4	R: 1 E: 0 K: 1 S: 6 H: 1 LOB: 1 BB: 1 P: 10	R: 3 E: 0 K: 0 S: 6 H: 4 LOB: 2 BB: 0 P: 6	1B: 7 2B: 2 3B: 0 HR: 1 SF: 1 SAC: 2 DP: 1 HBP: 0	WP: 0 PB: 0 SB: 0 CS: 0 PA: 37					

livebaseballscorecards.com

AB	33
R	6
H	10
RBI	6
BB	1
SO	1
LOB	11

PITCHER		IP	WLS	BF	H	R	ER	SO	BB	IBB	HBP	BLK	WP	HR	S	P	ERA	WHIP
Carl Morton, R ERA: 4.45	(1, 1)	7.1		29	6	3	3	0	1	0	0	0	0	1	28	32	3.68	0.955
Pablo Torrealba, L ERA: 6.75	(8, 1)	1.1	L	8	4	3	3	1	0	0	0	0	0	0	10	10	20.25	3.000

PITCHER	IP	WLS	BF	H	R	ER	SO	BB	IBB	HBP	BLK	WP	HR	S	P	ERA	WHIP

Atlanta Braves @ New York Mets

Shea Stadium, Flushing, NY

Wed Apr 28 1976, 3:33 AM EDT

Att. 7,602 - Unknown

TOP

livebaseballscorecards.com

Batter	1	2	3	4	5	6	7	8	9	AB	R	H	RBI	BB	SO	LOB
Rowland Office, L (1, 8) OBP: 0.269, SLG: 0.288	B B B B 4-0 SH1-4 BB		x 0-0 ③ F5			x 0-0 ① FC3-6 1-2f			x 0-0 1B 1B	3	0	1	0	1	0	1
Jerry Royster, R (1, 5) OBP: 0.254, SLG: 0.222 Ken Henderson, S (9, PH) OBP: 0.439, SLG: 0.595 Rod Gilbreath, R (9, PR) OBP: 0.750, SLG: 1.000	x 0-0 ① SH1-4 1-2			S S S 0-3 ① K		S S S 0-3 ② K			x 0-0 1-2 1B	2 1 0	0 0 0	0 1 0	0 0 0	0 0 0	2 0 0	1 0 0
Jimmy Wynn, R (1, 7) OBP: 0.368, SLG: 0.321	S S S 0-3 ② K			x 0-0 ② G3		x 0-0 ③ 6-3			S S S 0-3 ① K	4	0	0	0	0	2	4
Darrell Evans, L (1, 3) OBP: 0.403, SLG: 0.229	S S S 0-3 ③ K			S S S 0-3 ③ K			x 0-0 ① F8		S S S 0-3 ② K	4	0	0	0	0	3	3
Dave May, L (1, 9) OBP: 0.056, SLG: 0.222		x 0-0 ① F6			x 0-0 ① 5-3		S S S 0-3 ② K		x 0-0 ③ 4-3	4	0	0	0	0	1	2
Lee Lacy, R (1, 4) OBP: 0.288, SLG: 0.306		x 0-0 ② F8			x 0-0 ② 4-3		x 0-0 ③ F7			3	0	0	0	0	0	0
Vic Correll, R (1, 2) OBP: 0.700, SLG: 1.111		S S S 0-3 ③ K			x 0-0 1B			x 0-0 G4-6-3 1B		3	0	2	0	0	1	0
Darrel Chaney, S (1, 6) OBP: 0.365, SLG: 0.279 Terry Crowley, L (8, PH) Marty Perez, R (8, 6)			S S S 0-3 ① K		x 0-0 ③ F8			x 0-0 ①② G4-6-3 1-2f		2 1 0	0 0 0	0 0 0	0 0 0	0 0 0	1 0 0	1 1 0
Andy Messersmith, R (1, 1) OBP: 0.167, SLG: 0.167 Cito Gaston, R (8, PH) OBP: 0.545, SLG: 0.556 Bruce Dal Canton, R (8, 1)			x 0-0 ② F9			x 0-0 FC3-6 1B		S S S 0-3 ③ K		2 1 0	0 0 0	1 0 0	0 0 0	0 0 0	0 1 0	0 0 0
Inning Stats	R: 0 E: 0 K: 2 S: 7 H: 0 LOB: 1 BB: 1 P: 11	R: 0 E: 0 K: 1 S: 5 H: 0 LOB: 0 BB: 0 P: 5	R: 0 E: 0 K: 1 S: 5 H: 0 LOB: 0 BB: 0 P: 5	R: 0 E: 0 K: 2 S: 7 H: 0 LOB: 0 BB: 0 P: 7	R: 0 E: 0 K: 0 S: 4 H: 1 LOB: 1 BB: 0 P: 4	R: 0 E: 0 K: 1 S: 6 H: 1 LOB: 1 BB: 0 P: 6	R: 0 E: 0 K: 1 S: 5 H: 0 LOB: 0 BB: 0 P: 5	R: 0 E: 0 K: 1 S: 5 H: 1 LOB: 0 BB: 0 P: 5	R: 0 E: 0 K: 2 S: 9 H: 2 LOB: 2 BB: 0 P: 9	1B: 5 2B: 0 3B: 0 HR: 0 SF: 0 SAC: 1 DP: 1 HBP: 0						

	AB	30
	R	0
	H	5
	RBI	0
	BB	1
	SO	11
	LOB	13

WP: 0 PB: 0 SB: 0 CS: 0 PA: 32

PITCHER	IP	WLS	BF	H	R	ER	SO	BB	IBB	HBP	BLK	WP	HR	S	P	ERA	WHIP
Craig Swan, R (1, 1) ERA: 3.32	9.0	W	32	5	0	0	11	1	0	0	0	0	0	53	57	0.00	0.667

PITCHER	IP	WLS	BF	H	R	ER	SO	BB	IBB	HBP	BLK	WP	HR	S	P	ERA	WHIP

Batter	1	2	3	4	5	6	7	8	9	AB	R	H	RBI	BB	SO	LOB
Bruce Boisclair, L (1, 9) OBP: 0.355, SLG: 0.400	K	K			L5-3 1B		F7			4	0	1	0	0	2	1
Felix Millan, R (1, 4) OBP: 0.405, SLG: 0.473	F6		5-3		L5-3 1-2		1-H 2B			4	0	1	0	0	0	1
Del Unser, L (1, 8) OBP: 0.310, SLG: 0.394	1B HR BB		G3		K			5-3		3	1	0	0	1	1	0
Ed Kranepool, L (1, 7) OBP: 0.303, SLG: 0.339	1-3 HR 1B		1B			F8		4-3		4	1	2	0	0	0	0
Dave Kingman, R (1, 3) OBP: 0.296, SLG: 0.632	1-H 3-H HR		F7			K		K		4	1	1	3	0	2	1
Wayne Garrett, L (1, 5) OBP: 0.310, SLG: 0.292	BB		F8			S 1B				2	0	1	0	1	0	0
Jerry Grote, R (1, 2) OBP: 0.463, SLG: 0.383	K		F7			1-3 1-2				3	0	0	0	0	1	2
Bud Harrelson, S (1, 6) OBP: 0.448, SLG: 0.340		K	FC6-4 BB				2B BB			1	0	0	0	2	1	0
Craig Swan, R (1, 1)		F4	1-2f FC6-4				K			3	0	0	0	0	1	2
Inning Stats	R: 3 H: 2 E: 0 LOB: 1 K: 2 BB: 2 S: 9 P: 17	R: 0 H: 0 E: 0 LOB: 0 K: 2 BB: 0 S: 7 P: 7	R: 0 H: 1 E: 0 LOB: 1 K: 0 BB: 0 S: 4 P: 4	R: 0 H: 0 E: 0 LOB: 1 K: 0 BB: 1 S: 3 P: 7	R: 0 H: 1 E: 0 LOB: 0 K: 1 BB: 0 S: 5 P: 5	R: 0 H: 1 E: 0 LOB: 1 K: 1 BB: 0 S: 6 P: 6	R: 0 H: 1 E: 0 LOB: 2 K: 1 BB: 1 S: 5 P: 9	R: 0 H: 0 E: 0 LOB: 0 K: 1 BB: 0 S: 5 P: 5		1B: 4 SF: 0 2B: 2 SAC: 0 3B: 0 DP: 1 HR: 1 HBP: 0						

PITCHER		IP	WLS	BF	H	R	ER	SO	BB	IBB	HBP	BLK	WP	HR	S	P	ERA	WHIP
Andy Messersmith, R ERA: 4.5	(1, 1)	7.0	L	29	6	3	3	7	4	0	0	0	0	1	39	55	3.86	1.429
Bruce Dal Canton, R ERA: 1.35	(8, 1)	1.0		3	0	0	0	1	0	0	0	0	0	0	5	5	0.00	0.000

PITCHER	IP	WLS	BF	H	R	ER	SO	BB	IBB	HBP	BLK	WP	HR	S	P	ERA	WHIP

BOTTOM

Atlanta Braves @ New York Mets

Shea Stadium, Flushing, NY

Wed Apr 28 1976, 3:33 AM EDT

Att. 7,602 - Unknown

livebaseballscorecards.com

AB	28
R	3
H	6
RBI	3
BB	4
SO	8
LOB	7

Batter	1	2	3	4	5	6	7	8	9	AB	R	H	RBI	BB	SO	LOB
Rowland Office, L (1, 8) OBP: 0.254, SLG: 0.270	6-3		F8		F7			K		4	0	0	0	0	1	3
Jerry Royster, R (1, 5) OBP: 0.242, SLG: 0.211	6-3		F9			K			K	3	0	0	0	0	1	2
Ken Henderson, S (9, PH) OBP: 0.429, SLG: 0.579										1	0	0	0	0	1	0
Jimmy Wynn, R (1, 7) OBP: 0.375, SLG: 0.333	F4			S 1B		F4			1B	4	0	2	0	0	0	0
Darrell Evans, L (1, 3) OBP: 0.380, SLG: 0.212		F7		K 1-2		K			F5	4	0	0	0	0	2	2
Dave May, L (1, 9) OBP: 0.045, SLG: 0.182		1-3		K			4-3		K	4	0	0	0	0	2	2
Lee Lacy, R (1, 4) OBP: 0.275, SLG: 0.292		6-3		6-3			K			3	0	0	0	0	1	1
Biff Pocoroba, S (1, 2) OBP: 0.315, SLG: 0.353			6-3		F8		4-3			3	0	0	0	0	0	0
Darrel Chaney, S (1, 6) OBP: 0.382, SLG: 0.304			1B 1B		SH1-4 1B			K		3	0	2	0	0	1	0
Phil Niekro, R (1, 1) OBP: 0.154, SLG: 0.154			1-2 1B		SH1-4 1-2			1-3		1	0	1	0	0	0	0
Terry Crowley, L (8, PH)										1	0	0	0	0	0	0
Roger Moret, S (8, 1)										0	0	0	0	0	0	0
Inning Stats	R: 0 E: 0 K: 0 S: 3	H: 0 LOB: 0 BB: 0 P: 3	R: 0 E: 0 K: 0 S: 3	H: 0 LOB: 0 BB: 0 P: 3	R: 0 E: 0 K: 0 S: 5	H: 2 LOB: 2 BB: 0 P: 5	R: 0 E: 0 K: 2 S: 8	H: 1 LOB: 1 BB: 0 P: 8	R: 0 E: 0 K: 0 S: 4	H: 1 LOB: 1 BB: 0 P: 4	R: 0 E: 0 K: 2 S: 7	H: 0 LOB: 0 BB: 0 P: 7	R: 0 E: 0 K: 1 S: 5	H: 0 LOB: 0 BB: 0 P: 5	R: 0 E: 0 K: 2 S: 7	H: 0 LOB: 0 BB: 0 P: 7	R: 0 E: 0 K: 2 S: 8	H: 1 LOB: 1 BB: 0 P: 8	1B: 5 2B: 0 3B: 0 HR: 0	SF: 0 SAC: 1 DP: 0 HBP: 0	WP: 0 PB: 0 SB: 1 CS: 0	PA: 32

PITCHER	IP	WLS	BF	H	R	ER	SO	BB	IBB	HBP	BLK	WP	HR	S	P	ERA	WHIP
Tom Seaver, R (1, 1) ERA: 1.89	9.0	W	32	5	0	0	9	0	0	0	0	0	0	50	50	0.00	0.556

PITCHER	IP	WLS	BF	H	R	ER	SO	BB	IBB	HBP	BLK	WP	HR	S	P	ERA	WHIP

TOP

Atlanta Braves @ New York Mets

Shea Stadium, Flushing, NY

Thu Apr 29 1976, 3:33 AM EDT

Att. 10,953 - Unknown

livebaseballscorecards.com

AB	31
R	0
H	5
RBI	0
BB	0
SO	9
LOB	10

Atlanta Braves @ New York Mets

Shea Stadium, Flushing, NY

Thu Apr 29 1976, 3:33 AM EDT

Att. 10,953 - Unknown

livebaseballscorecards.com

BOTTOM

Batter	1	2	3	4	5	6	7	8	9	AB	R	H	RBI	BB	SO	LOB
Bruce Boisclair, L (1, 9) OBP: 0.343, SLG: 0.364	4-3		BB			K	F2			3	0	0	0	1	1	0
Felix Millan, R (1, 4) OBP: 0.420, SLG: 0.481	1B		CS 1-2	K		1B BB	1B			3	1	2	0	1	1	0
Del Unser, L (1, 8) OBP: 0.320, SLG: 0.391	F8			BB		1B E 1-2	4-3			3	1	1	0	1	0	2
Ed Kranepool, L (1, 7) OBP: 0.300, SLG: 0.333	F5			F9		K		1B		4	0	1	0	0	1	4
Dave Kingman, R (1, 3) OBP: 0.294, SLG: 0.613		K		K		BB E 1-2 2-H		K		4	0	1	1	0	3	2
Wayne Garrett, L (1, 5) OBP: 0.293, SLG: 0.275		F4			F9	E4 BB 1-2 2-H		F9		4	0	0	0	0	0	2
Jerry Grote, R (1, 2) OBP: 0.448, SLG: 0.360		P2			F6	BB 1-2 2-3		2-3		3	0	0	0	1	0	1
Bud Harrelson, S (1, 6) OBP: 0.443, SLG: 0.327			1-3		BB	L5				2	0	0	0	1	0	3
Tom Seaver, R (1, 1) OBP: 0.250, SLG: 0.143			L3		F8		K			3	0	0	0	0	1	1

	AB	29
	R	2
	H	5
	RBI	1
	BB	5
	SO	7
	LOB	15

Inning Stats	1	2	3	4	5	6	7	8	9
	R: 0 E: 0 K: 0 S: 4	H: 1 LOB: 1 BB: 0 P: 4	R: 0 E: 0 K: 1 S: 5	H: 0 LOB: 0 BB: 0 P: 5	R: 0 E: 0 K: 0 S: 2	H: 0 LOB: 0 BB: 1 P: 6	R: 0 E: 0 K: 2 S: 7	H: 0 LOB: 1 BB: 1 P: 11	R: 0 E: 0 K: 0 S: 3	H: 0 LOB: 1 BB: 1 P: 7
	R: 2 E: 1 K: 2 S: 10	H: 2 LOB: 3 BB: 2 P: 18	R: 0 E: 0 K: 1 S: 6	H: 1 LOB: 1 BB: 0 P: 6	R: 0 E: 0 K: 1 S: 6	H: 1 LOB: 1 BB: 0 P: 6				

	1B	5	SF	0	WP	0	PA	35
	2B	0	SAC	0	PB	0		
	3B	0	DP	0	SB	0		
	HR	0	HBP	0	CS	1		

PITCHER		IP	WLS	BF	H	R	ER	SO	BB	IBB	HBP	BLK	WP	HR	S	P	ERA	WHIP
Phil Niekro, R ERA: 3.25	(1, 1)	7.0	L	30	4	2	1	6	5	0	0	0	0	0	37	57	1.29	1.286
Roger Moret, L ERA: 4.32	(8, 1)	1.0		4	1	0	0	1	0	0	0	0	0	0	6	6	0.00	1.000

PITCHER	IP	WLS	BF	H	R	ER	SO	BB	IBB	HBP	BLK	WP	HR	S	P	ERA	WHIP

Batter	1	2	3	4	5	6	7	8	9	AB	R	H	RBI	BB	SO	LOB
Larry Milbourne, S (1, 4) OBP: 0.382, SLG: 0.321	0-0 2B 1B		0-0 F6 ②		0-0 1B			BBB 4-0 G4-6-3 BB		3	0	2	0	1	0	0
Enos Cabell, R (1, 5) OBP: 0.341, SLG: 0.402	0-0 1-3 2B		0-0 F7 ③		0-0 F6 ③			0-0 G4-6-3 ①② 1-2f		4	0	1	0	0	0	2
Cesar Cedeno, R (1, 8) OBP: 0.356, SLG: 0.593	0-0 F2 ①			0-0 G5-4-3 1B WP 1B		0-0 L5 ①		0-0 F9 ③		4	1	1	0	0	0	2
Bob Watson, R (1, 3) OBP: 0.393, SLG: 0.355	SSS 0-3 K ②			0-0 G5-4-3 1-2 1B		0-0 F7 ②			0-0 6-3 ①	4	0	1	0	0	1	2
Cliff Johnson, R (1, 2) OBP: 0.309, SLG: 0.305	SSS 0-3 K ③			0-0 G5-4-3 ①② 1-2f 2-3		SSS 0-3 K ③			0-0 F8 ②	4	0	0	0	0	2	4
Leon Roberts, R (1, 7) OBP: 0.351, SLG: 0.485		0-0 G4-6-3 1B		BBB 4-0 3-H BB			0-0 6-3 ①		SSS 0-3 K ③	3	0	1	0	1	1	0
Greg Gross, L (1, 9) OBP: 0.324, SLG: 0.339		0-0 G4-6-3 ①② 1-2f		0-0 1-3 ③			0-0 4-3 ②			3	0	0	0	0	0	2
Roger Metzger, S (1, 6) OBP: 0.311, SLG: 0.333		0-0 F8 ③			0-0 6-3 ①		0-0 E 1B			3	0	1	0	0	0	0
Joe Niekro, R (1, 1) OBP: 0.200, SLG: 0.222 Wilbur Howard, S (7, PH) OBP: 0.200, SLG: 0.173 Mike Barlow, L (7, 1)			0-0 F6 ①		0-0 F8 ②		0-0 F8 ③ 1-2			2 1 0	0 0 0	0 0 0	0 0 0	0 0 0	0 0 0	0 1 0

TOP

Houston Astros @ New York Mets

Shea Stadium, Flushing, NY

Fri Apr 30 1976, 7:05 PM EDT

Att. 17,868 - Unknown

livebaseballscorecards.com

AB	31
R	1
H	7
RBI	0
BB	2
SO	4
LOB	13

Inning Stats	1	2	3	4	5	6	7	8	9
R	0	0	0	1	0	0	0	0	0
E	0	0	0	0	0	0	1	0	0
K	2	0	0	0	0	1	0	0	1
S	9	3	3	4	4	5	4	2	5
H	2	1	0	2	1	0	1	0	0
LOB	2	0	0	1	1	0	1	0	0
BB	0	0	0	1	0	0	0	1	0
P	9	3	3	8	4	5	4	6	5

1B	6
2B	1
3B	0
HR	0
SF	0
SAC	0
DP	3
HBP	0

WP	1
PB	0
SB	0
CS	0
PA	33

PITCHER	IP	WLS	BF	H	R	ER	SO	BB	IBB	HBP	BLK	WP	HR	S	P	ERA	WHIP
Jon Matlack, L (1, 1) ERA: 2.25	9.0	W	33	7	1	1	4	2	0	0	0	1	0	39	47	1.00	1.000

PITCHER	IP	WLS	BF	H	R	ER	SO	BB	IBB	HBP	BLK	WP	HR	S	P	ERA	WHIP

Houston Astros @ New York Mets

Shea Stadium, Flushing, NY

Fri Apr 30 1976, 7:05 PM EDT

Att. 17,868 - Unknown

BOTTOM

Batter	1	2	3	4	5	6	7	8	9	AB	R	H	RBI	BB	SO	LOB
Bruce Boisclair, L (1, 9) OBP: 0.368, SLG: 0.389	0-0 1B E 1B	0-0 1-2 2-3 1B		0-0 G3 ③			0-0 SH3-4 ① 1-2			3	1	2	0	0	0	1
Felix Millan, R (1, 4) OBP: 0.413, SLG: 0.469	0-0 E 1-3 WP 1B	0-0 F3 ②			0-0 1-3 ①		0-0 4-3 ② 2-3			4	1	1	0	0	0	4
Del Unser, L (1, 8) OBP: 0.316, SLG: 0.384	0-0 E4 S 2-3 3-H	0-0 G3 ③			0-0 F8 ②		0-0 S 3-H 1B			4	0	1	2	0	0	4
Ed Kranepool, L (1, 7) OBP: 0.284, SLG: 0.314	S S S 0-3 K ① 1-2		0-0 4-3 ①		0-0 E3 FC6-4		0-0 4-3 ③ 1-2			4	0	0	0	0	1	3
Dave Kingman, R (1, 3) OBP: 0.281, SLG: 0.583	0-0 F2 ② 3-H		0-0 F8 ②		0-0 FC6-4 ③ 1-2f			S S S 0-3 K ①		4	0	0	0	0	1	2
Wayne Garrett, L (1, 5) OBP: 0.291, SLG: 0.264	0-0 F7 ③		0-0 F8 ③			0-0 F8 ①		B B B B 4-0 1B BB		3	0	0	0	1	0	1
Jerry Grote, R (1, 2) OBP: 0.468, SLG: 0.389		0-0 1B BB 1B		0-0 SH5-4 1B		0-0 6-3 ②		0-0 1-3 1B		4	0	3	0	0	0	0
Bud Harrelson, S (1, 6) OBP: 0.432, SLG: 0.309		B B B B 4-0 1B 1-2 BB		0-0 F6 ①		S S S 0-3 K ③		0-0 F7 ②		3	0	0	0	1	1	3
Jon Matlack, L (1, 1)		S S S 0-3 K ①		0-0 SH5-4 ② 1-2			B B B B 4-0 4-3 SH3-4 1B BB	S S S 0-3 K ③		2	1	0	0	1	2	4
Inning Stats	R: 2 E: 1 K: 1 S: 8 H: 2 LOB: 1 BB: 0 P: 8	R: 0 E: 0 K: 1 S: 7 H: 2 LOB: 3 BB: 1 P: 11	R: 0 E: 0 K: 0 S: 3 H: 0 LOB: 0 BB: 0 P: 3	R: 0 E: 0 K: 0 S: 4 H: 1 LOB: 1 BB: 0 P: 4	R: 0 E: 1 K: 0 S: 4 H: 0 LOB: 1 BB: 0 P: 4	R: 0 E: 0 K: 1 S: 5 H: 0 LOB: 0 BB: 0 P: 5	R: 1 E: 0 K: 0 S: 4 H: 1 LOB: 1 BB: 1 P: 8	R: 0 E: 0 K: 2 S: 8 H: 1 LOB: 2 BB: 1 P: 12		1B: 7 2B: 0 3B: 0 HR: 0 SF: 0 SAC: 2 DP: 0 HBP: 0						

livebaseballscorecards.com

AB	31
R	3
H	7
RBI	2
BB	3
SO	5
LOB	22

WP: 1 PB: 0 SB: 2 CS: 0 PA: 36

PITCHER		IP	WLS	BF	H	R	ER	SO	BB	IBB	HBP	BLK	WP	HR	S	P	ERA	WHIP
Joe Niekro, R ERA: 4.2	(1, 1)	6.0	L	26	5	2	1	3	1	0	0	0	1	0	31	35	1.50	1.000
Mike Barlow, R ERA: 4.5	(7, 1)	2.0		10	2	1	1	2	2	0	0	0	0	0	12	20	4.50	2.000

PITCHER	IP	WLS	BF	H	R	ER	SO	BB	IBB	HBP	BLK	WP	HR	S	P	ERA	WHIP

TOP

Houston Astros @ New York Mets

Shea Stadium, Flushing, NY

Sun May 02 1976, 3:33 AM EDT

Unknown

Batter	1	2	3	4	5	6	7	8	9	AB	R	H	RBI	BB	SO	LOB
Larry Milbourne, S (1, 4) OBP: 0.383, SLG: 0.325	F6		K		1-2 2-H 2B 1B		4-3		FC6-4 3-H 1B	5	1	2	2	0	1	1
Enos Cabell, R (1, 5) OBP: 0.333, SLG: 0.402	K		F6		1-H 2-H 1B 2B		5-3		FC6-4 1-2f	5	1	1	2	0	1	2
Cesar Cedeno, R (1, 8) OBP: 0.352, SLG: 0.576	6-3			5-3	2-H 1B		5-3			4	0	1	1	0	0	0
Bob Watson, R (1, 3) OBP: 0.409, SLG: 0.367		4-3 1B		G6-4-3 BB	1-3 1B			6-3		3	0	2	0	1	0	0
Cliff Johnson, R (1, 2) OBP: 0.292, SLG: 0.286		F9		G6-4-3 1-2f	F8			K		4	0	0	0	0	1	4
Leon Roberts, R (1, 7) OBP: 0.366, SLG: 0.514		4-3 1-2			1B FC1-2 2B	F8 6-3 1B		F8		4	0	2	0	0	0	1
Greg Gross, L (1, 9) OBP: 0.333, SLG: 0.348		F6			FC1-2 2-3 1B	6-3 1-2			F8 SH1-3 1B 1B	4	0	2	0	0	0	2
Wilbur Howard, S (9, PR) OBP: 0.200, SLG: 0.173										0	1	0	0	0	0	0
(9, 9)																
Roger Metzger, S (1, 6) OBP: 0.312, SLG: 0.333			1B		FC1-2 1-H 3-H 1B	F8 2-3			SH1-3 1-2	3	1	1	0	0	0	3
J.R. Richard, R (1, 1)			K		FC 1B 2B	K			F8 2-3	3	1	0	0	0	2	3
Ken Boswell, L (9, PH) OBP: 0.286, SLG: 0.357										1	0	0	0	0	0	2
Larry Hardy, R (9, 1)										0	0	0	0	0	0	0
Inning Stats	R: 0 E: 0 K: 1 S: 5 H: 0 LOB: 0 BB: 0 P: 5	R: 0 E: 0 K: 0 S: 4 H: 1 LOB: 1 BB: 0 P: 4	R: 0 E: 0 K: 2 S: 8 H: 1 LOB: 1 BB: 0 P: 8	R: 0 E: 0 K: 0 S: 2 H: 0 LOB: 0 BB: 1 P: 6	R: 4 E: 0 K: 0 S: 9 H: 6 LOB: 2 BB: 0 P: 9	R: 0 E: 0 K: 1 S: 6 H: 1 LOB: 1 BB: 0 P: 6	R: 0 E: 0 K: 0 S: 3 H: 0 LOB: 0 BB: 0 P: 3	R: 0 E: 0 K: 1 S: 5 H: 0 LOB: 0 BB: 0 P: 5	R: 1 E: 0 K: 0 S: 5 H: 2 LOB: 1 BB: 0 P: 5	1B: 9 2B: 2 3B: 0 HR: 0 SF: 0 SAC: 1 DP: 1 HBP: 0							

PITCHER		IP	WLS	BF	H	R	ER	SO	BB	IBB	HBP	BLK	WP	HR	S	P	ERA	WHIP
Mickey Lolich, L ERA: 3.9	(1, 1)	4.2		22	8	4	4	3	1	0	0	0	0	0	27	31	7.71	1.929
Bob Apodaca, R ERA: 1.96	(5, 1)	4.1	L	16	3	1	1	2	0	0	0	0	0	0	20	20	2.08	0.692

PITCHER	IP	WLS	BF	H	R	ER	SO	BB	IBB	HBP	BLK	WP	HR	S	P	ERA	WHIP

AB	36
R	5
H	11
RBI	5
BB	1
SO	5
LOB	18

WP: 0 PB: 0 SB: 0 CS: 0 PA: 38

livebaseballscorecards.com

Houston Astros @ New York Mets

Shea Stadium, Flushing, NY

Sun May 02 1976, 3:33 AM EDT

Unknown

BOTTOM

Batter	1	2	3	4	5	6	7	8	9	AB	R	H	RBI	BB	SO	LOB
Bruce Boisclair, L (1, 9) OBP: 0.326, SLG: 0.341	4-3		F8		F8		F7		G1-6-3 1-2f	5	0	0	0	0	0	3
Felix Millan, R (1, 4) OBP: 0.406, SLG: 0.459	5-3			F5	G1-6-3 2-3 1B		5-3			4	0	1	0	0	0	1
Del Unser, L (1, 8) OBP: 0.325, SLG: 0.373	6-3			1B 1B BB	G1-6-3 1-2f			WP BB		2	1	0	0	2	0	2
Ed Kranepool, L (1, 7) OBP: 0.308, SLG: 0.378		6-3 E 1B		1B 1B 1-2 1B		HR		K		4	3	3	1	0	1	1
Dave Kingman, R (1, 3) OBP: 0.269, SLG: 0.557		K		F3		K		F2		4	0	0	0	0	2	4
Wayne Garrett, L (1, 5) OBP: 0.301, SLG: 0.267		6-3 1-2		1B 1-3 2-H 1B		F5		IBB 1-2		3	0	1	1	1	0	1
Ron Hodges, L (1, 2) OBP: 0.500, SLG: 0.429		E1 2-H		1-2 3-H 1B		F9		6-3		4	0	1	1	0	0	2
Bud Harrelson, S (1, 6) OBP: 0.436, SLG: 0.322			F7	F5			SH3 1B		G1-6-3 1B	4	0	2	0	0	0	2
Mickey Lolich, S (1, 1) OBP: 0.250, SLG: 0.250			K		1B 2B		SH3 1-2		K	1	0	0	0	0	1	0
Bob Apodaca, R (5, 1) OBP: 0.500, SLG: 0.750										1	0	1	0	0	0	0
Joe Torre, R (9, PH) OBP: 0.357, SLG: 0.400										1	0	0	0	0	1	1
Inning Stats	R: 0 E: 0 K: 0 S: 3 H: 0 LOB: 0 BB: 0 P: 3	R: 1 E: 1 K: 1 S: 6 H: 1 LOB: 1 BB: 0 P: 6	R: 0 E: 0 K: 1 S: 5 H: 0 LOB: 0 BB: 0 P: 5	R: 2 E: 0 K: 0 S: 6 H: 3 LOB: 2 BB: 1 P: 10	R: 0 E: 0 K: 0 S: 4 H: 2 LOB: 1 BB: 0 P: 4	R: 1 E: 0 K: 1 S: 6 H: 1 LOB: 0 BB: 0 P: 6	R: 0 E: 0 K: 0 S: 4 H: 1 LOB: 1 BB: 0 P: 4	R: 0 E: 0 K: 1 S: 5 H: 0 LOB: 2 BB: 2 P: 13	R: 0 E: 0 K: 1 S: 5 H: 1 LOB: 0 BB: 0 P: 5	1B: 7 2B: 1 3B: 0 HR: 1 SF: 0 SAC: 1 DP: 2 HBP: 0						

livebaseballscorecards.com

AB	33
R	4
H	9
RBI	3
BB	3
SO	5
LOB	17

PITCHER		IP	WLS	BF	H	R	ER	SO	BB	IBB	HBP	BLK	WP	HR	S	P	ERA	WHIP
J.R. Richard, R ERA: 2.86	(1, 1)	8.0	W	34	8	4	3	4	2	1	0	0	1	1	39	51	3.38	1.250
Larry Hardy, R ERA: 6.32	(9, 1)	1.0	S	3	1	0	0	1	0	0	0	0	0	0	5	5	0.00	1.000

PITCHER	IP	WLS	BF	H	R	ER	SO	BB	IBB	HBP	BLK	WP	HR	S	P	ERA	WHIP

Houston Astros @ New York Mets

Shea Stadium, Flushing, NY

Sun May 02 1976, 3:38 AM EDT

Att. 29,846 - Unknown

TOP

livebaseballscorecards.com

Batter	1	2	3	4	5	6	7	8	9	AB	R	H	RBI	BB	SO	LOB
Larry Milbourne, S (1, 4) OBP: 0.364, SLG: 0.307	K		F7		K		F6		K	5	0	0	0	0	3	3
Enos Cabell, R (1, 5) OBP: 0.327, SLG: 0.392	K		PO 1B		FC6-4 1-2f		K		F7	5	0	1	0	0	2	3
Cesar Cedeno, R (1, 8) OBP: 0.358, SLG: 0.573	S 1B		PO 1-2	F3		1B FC6-4 1B		3-1		4	1	2	0	0	0	0
Bob Watson, R (1, 3) OBP: 0.423, SLG: 0.398	K 1-2			FC5-4 1B		FC6-4 1-3 1B		2B 6-3 2B		4	1	3	0	0	1	1
Leon Roberts, R (1, 7) OBP: 0.378, SLG: 0.525		FC6-4 BB		FC5-4 1-2f		FC6-4 1-2f 3-H		HR 2-3 2B		3	1	1	1	1	0	2
Skip Jutze, R (1, 2) OBP: 0.091, SLG: 0.048		F8		K		K		6-3 3-H		4	0	0	1	0	2	4
Greg Gross, L (1, 9) OBP: 0.333, SLG: 0.348		FC6-4 1-2f			FC1-5 1B 1B	G3		HR 2-H		3	0	1	0	0	0	2
Cliff Johnson, R (8, PH) OBP: 0.301, SLG: 0.344										1	1	1	2	0	0	0
Wilbur Howard, S (8, 9) OBP: 0.200, SLG: 0.173										0	0	0	0	0	0	0
Roger Metzger, S (1, 6) OBP: 0.321, SLG: 0.342		F9			FC1-5 1-2 1B		E 1B	K		4	0	2	0	0	1	1
Gilberto Rondon, R (1, 1)			K		FC1-5 FC6-4 1-2 2-3f		K 1-2		5-3	2	0	0	0	0	1	2
Mike Barlow, L (6, 1)										0	0	0	0	0	0	0
Art Howe, R (7, PH) OBP: 0.333, SLG: 0.400										1	0	0	0	0	1	1
Tom Griffin, R (7, 1)										0	0	0	0	0	0	0
Jose Cruz, L (9, PH) OBP: 0.273, SLG: 0.214										1	0	0	0	0	0	0

	AB	37
	R	4
	H	11
	RBI	4
	BB	1
	SO	11
	LOB	19

Inning Stats	1	2	3	4	5	6	7	8	9
	R: 0 E: 0 K: 3 S: 10 H: 1 LOB: 1 BB: 0 P: 10	R: 0 E: 0 K: 0 S: 3 H: 0 LOB: 1 BB: 1 P: 7	R: 0 E: 0 K: 1 S: 5 H: 1 LOB: 0 BB: 0 P: 5	R: 0 E: 0 K: 1 S: 6 H: 1 LOB: 1 BB: 0 P: 6	R: 0 E: 0 K: 1 S: 7 H: 2 LOB: 2 BB: 0 P: 7	R: 1 E: 0 K: 1 S: 7 H: 2 LOB: 1 BB: 0 P: 7	R: 0 E: 1 K: 2 S: 8 H: 1 LOB: 1 BB: 0 P: 8	R: 3 E: 0 K: 1 S: 8 H: 3 LOB: 0 BB: 0 P: 8	R: 0 E: 0 K: 1 S: 5 H: 0 LOB: 0 BB: 0 P: 5

	1B	8	SF	0	WP	0	PA	39
	2B	2	SAC	0	PB	0		
	3B	0	DP	0	SB	1		
	HR	1	HBP	0	CS	0		

PITCHER		IP	WLS	BF	H	R	ER	SO	BB	IBB	HBP	BLK	WP	HR	S	P	ERA	WHIP
Jerry Koosman, L ERA: 3.72	(1, 1)	7.2	W	34	11	4	4	9	1	0	0	0	0	1	51	55	4.70	1.565
Skip Lockwood, R ERA: 2.77	(8, 1)	1.1	S	4	0	0	0	2	0	0	0	0	0	0	8	8	0.00	0.000

PITCHER	IP	WLS	BF	H	R	ER	SO	BB	IBB	HBP	BLK	WP	HR	S	P	ERA	WHIP

Batter	1	2	3	4	5	6	7	8	9	AB	R	H	RBI	BB	SO	LOB
Del Unser, L (1, 8) OBP: 0.330, SLG: 0.413	F7		K		F5	BB, 1-2, 3-H, 1B		1-H, HR		5	1	2	3	0	1	1
Felix Millan, R (1, 4) OBP: 0.416, SLG: 0.466	5-3		2B		F9	BB, 1-2, 2-3		BB		3	0	1	0	2	0	1
Ed Kranepool, L (1, 7) OBP: 0.325, SLG: 0.377	BB		FC5-4, BB			SH3, 1B; L9		4-3		3	1	1	0	2	0	4
Joe Torre, R (1, 3) OBP: 0.323, SLG: 0.357	F8		FC5-4, 1-2f			SH3, 1-2	5-3			3	0	0	0	0	0	3
Wayne Garrett, L (1, 5) OBP: 0.310, SLG: 0.308		HR		F5		BB, 1B, 1B	4-3			3	2	1	1	1	0	0
Dave Kingman, R (1, 9) OBP: 0.278, SLG: 0.576		9-2, 3B		F5		SH1-3, 1B, 1B, 1-3, 2-H	F5			4	1	2	1	0	0	0
Jerry Grote, R (1, 2) OBP: 0.455, SLG: 0.379		9-2, 3-Hf		F6		SH1-3, 1B, 1B, 1-3, 3-H		K2-3		4	1	1	1	0	1	1
Bud Harrelson, S (1, 6) OBP: 0.432, SLG: 0.323		6-3			SH1	SH1-3, 1-2, 3-H		1-3		3	0	1	1	0	0	0
Jerry Koosman, R (1, 1) OBP: 0.500, SLG: 0.625 Skip Lockwood, R (8, 1) OBP: 0.500, SLG: 0.333			K		SH1, 1-2	BB, 1B, 2-3		HR, BB		2 0	0 1	1 0	0 0	0 1	1 0	0 0
Inning Stats	R: 0 E: 0 K: 0 S: 3 H: 0 LOB: 1 BB: 1 P: 7	R: 1 E: 0 K: 0 S: 4 H: 2 LOB: 0 BB: 0 P: 4	R: 0 E: 0 K: 2 S: 8 H: 1 LOB: 2 BB: 1 P: 12	R: 0 E: 0 K: 0 S: 3 H: 0 LOB: 0 BB: 0 P: 3	R: 0 E: 0 K: 0 S: 4 H: 1 LOB: 1 BB: 0 P: 4	R: 4 E: 0 K: 0 S: 8 H: 5 LOB: 3 BB: 2 P: 16	R: 0 E: 0 K: 0 S: 3 H: 0 LOB: 0 BB: 0 P: 3	R: 2 E: 0 K: 1 S: 6 H: 1 LOB: 1 BB: 2 P: 14		1B: 6 2B: 2 3B: 1 HR: 2	SF: 0 SAC: 3 DP: 1 HBP: 0						

PITCHER		IP	WLS	BF	H	R	ER	SO	BB	IBB	HBP	BLK	WP	HR	S	P	ERA	WHIP
Gilberto Rondon, R ERA: 8.71	(1, 1)	5.1	L	24	6	4	4	2	3	0	0	0	0	1	25	37	6.75	1.688
Mike Barlow, R ERA: 4.91	(6, 1)	0.2		6	3	1	1	0	1	0	0	0	0	0	5	9	13.50	6.000
Tom Griffin, R ERA: 6.0	(7, 1)	2.0		9	1	2	2	1	2	0	0	0	0	1	9	17	9.00	1.500

PITCHER	IP	WLS	BF	H	R	ER	SO	BB	IBB	HBP	BLK	WP	HR	S	P	ERA	WHIP

BOTTOM

Houston Astros @ New York Mets

Shea Stadium, Flushing, NY

Sun May 02 1976, 3:38 AM EDT

Att. 29,846 - Unknown

livebaseballscorecards.com

AB	30
R	7
H	10
RBI	7
BB	6
SO	3
LOB	10

WP: 0	PB: 0	SB: 0	CS: 0
PA: 39			

Cincinnati Reds @ New York Mets

Shea Stadium, Flushing, NY

Tue May 04 1976, 7:05 PM EDT

Att. 18,528 - Unknown

TOP

livebaseballscorecards.com

Batter	1	2	3	4	5	6	7	8	9	AB	R	H	RBI	BB	SO	LOB
Pete Rose, S (1, 5) OBP: 0.515, SLG: 0.591	K		1B 2-H 3-H 1B		3-1		BB B2-3 1B	1-3		5	0	2	1	0	1	1
Ken Griffey, L (1, 9) OBP: 0.407, SLG: 0.513	K		S 2-3 1B		6-3		B2-3 1-2		BB 1B 1B	5	1	2	0	0	1	1
Joe Morgan, L (1, 4) OBP: 0.482, SLG: 0.631	F5		1-2 IBB		2B 1B		BB BB		BB 1-2 BB	2	1	1	0	3	0	0
Dan Driessen, L (1, 3) OBP: 0.385, SLG: 0.421		F2	4-3		WP 1-H 2B		1-2 2-3 BB		P4	4	0	1	1	1	0	5
Johnny Bench, R (1, 2) OBP: 0.410, SLG: 0.632		K		FC1-4 2B	K 2-3		K		F8	5	0	1	0	0	3	6
Mike Lum, L (1, 7) OBP: 0.361, SLG: 0.452		F8		6-3		F8	K		BB 1-2 2-H 1B	5	0	1	1	0	1	4
Cesar Geronimo, L (1, 8) OBP: 0.420, SLG: 0.500			SH1-4 BB 1B BB	FC1-4 BB		BB		K	FC6-4 1-2 2-3 BB	1	1	0	0	4	1	0
Dave Concepcion, R (1, 6) OBP: 0.267, SLG: 0.253			SH1-4 1-2 1B BB	FC1-4 1-2f 2-3		K		BB	FC6-4 1-2f	3	0	0	0	2	1	6
Fred Norman, S (1, 1) OBP: 0.167, SLG: 0.167			SH1-4 1-2 2-3	P6		K		K		0 0 0 0 0 0 0						
Ed Armbrister, R (3, PH) OBP: 0.400, SLG: 0.400										0 0 0 0 0 0 0						
Pedro Borbon, R (3, 1) OBP: 0.000, SLG: 0.000										0 0 0 0 0 0 0						
Joel Youngblood, R (4, PH) OBP: 0.444, SLG: 0.588										1 0 0 0 0 0 2						
Pat Zachry, R (4, 1) OBP: 0.000, SLG: 0.000										0 0 0 0 0 0 0						
Bob Bailey, R (5, PH) OBP: 0.000, SLG: 0.000										1 0 0 0 0 1 1						
Will McEnaney, L (5, 1) OBP: 0.000, SLG: 0.000										0 0 0 0 0 0 0						
George Foster, R (5, PH) OBP: 0.250, SLG: 0.250										1 0 0 0 0 1 1						
Rawly Eastwick, R (6, 1) OBP: 0.000, SLG: 0.000										0 0 0 0 0 0 0						

Inning Stats	1	2	3	4	5	6	7	8	9
	R: 0 E: 0 K: 2 S: 7	H: 0 LOB: 0 BB: 0 P: 7	R: 0 E: 0 K: 1 S: 5	H: 0 LOB: 0 BB: 0 P: 5	R: 1 E: 0 K: 0 S: 4	H: 2 LOB: 3 BB: 3 P: 16	R: 0 E: 1 K: 0 S: 4	H: 1 LOB: 2 BB: 1 P: 8	R: 1 E: 0 K: 1 S: 7	H: 2 LOB: 1 BB: 0 P: 7	R: 0 E: 0 K: 2 S: 7	H: 0 LOB: 1 BB: 1 P: 11	R: 0 E: 0 K: 2 S: 8	H: 1 LOB: 3 BB: 2 P: 16	R: 0 E: 0 K: 2 S: 7	H: 0 LOB: 1 BB: 1 P: 11	R: 1 E: 0 K: 0 S: 5	H: 2 LOB: 3 BB: 2 P: 13

| | | | | | | | | | |

Cincinnati Reds @ New York Mets

Shea Stadium, Flushing, NY

Tue May 04 1976, 7:05 PM EDT

Att. 18,528 - Unknown

BOTTOM

Batter	1	2	3	4	5	6	7	8	9	AB	R	H	RBI	BB	SO	LOB
Del Unser, L (1, 8) OBP: 0.312, SLG: 0.388	4-3	FC6-4 1-2f 2-3 3-H		P4			4-3	G3		5	0	0	1	0	0	3
Felix Millan, R (1, 4) OBP: 0.419, SLG: 0.462	BB	P4		F8			BB 1B 1B			3	1	1	0	1	0	2
Joe Torre, R (1, 3) OBP: 0.314, SLG: 0.344	K		HR 1B		6-3		F8			4	1	1	0	0	1	2
Dave Kingman, R (1, 9) OBP: 0.287, SLG: 0.600	P6		1-H HR		K		1B 1-2 BB			3	1	1	2	1	1	1
Ed Kranepool, L (1, 7) OBP: 0.345, SLG: 0.400		FC5-4 BB	K		2B		1-3 2-H 1B			3	0	2	1	1	1	0
Jerry Grote, R (1, 2) OBP: 0.443, SLG: 0.371		FC5-4 BB BB BB 1-2f	FC6 1B		P2		6-3			4	1	1	0	0	0	4
Wayne Garrett, L (1, 5) OBP: 0.308, SLG: 0.296		BB FC6-4 BB 1-2	FC6 FC4-6 1-2f		K			F2		3	1	0	0	1	1	1
Bud Harrelson, S (1, 6) OBP: 0.424, SLG: 0.308		FC6-4 BB BB 1-2 2-3	FC4-6 1-2f		K			K		3	0	0	0	1	2	1
Tom Seaver, R (1, 1) OBP: 0.263, SLG: 0.125 Skip Lockwood, R (7, 1) OBP: 0.600, SLG: 0.500		FC6-4 1-2 2-3 3-H BB		K			1-3	1B		2 1	0 0	0 1	1 0	1 0	1 0	0 0
Inning Stats	R: 0 E: 0 K: 1 S: 5 H: 0 LOB: 1 BB: 1 P: 9	R: 2 E: 0 K: 0 S: 3 H: 0 LOB: 2 BB: 4 P: 19	R: 2 E: 0 K: 1 S: 8 H: 3 LOB: 1 BB: 0 P: 8	R: 0 E: 0 K: 1 S: 5 H: 0 LOB: 0 BB: 0 P: 5	R: 0 E: 0 K: 1 S: 6 H: 1 LOB: 1 BB: 0 P: 6	R: 0 E: 0 K: 2 S: 7 H: 0 LOB: 0 BB: 1 P: 7	R: 1 E: 0 K: 0 S: 5 H: 2 LOB: 2 BB: 1 P: 9	R: 0 E: 0 K: 1 S: 6 H: 1 LOB: 1 BB: 0 P: 6		1B: 5 2B: 1 3B: 0 HR: 1 SF: 0 SAC: 0 DP: 0 HBP: 0						

livebaseballscorecards.com

AB	31
R	5
H	7
RBI	5
BB	6
SO	7
LOB	14

WP: 0 PB: 0 SB: 0 CS: 0 PA: 37

PITCHER		IP	WLS	BF	H	R	ER	SO	BB	IBB	HBP	BLK	WP	HR	S	P	ERA	WHIP
Fred Norman, L ERA: 4.5	(1, 1)	2.0	L	11	0	2	2	1	5	0	0	0	0	0	8	28	9.00	2.500
Pedro Borbon, R ERA: 5.84	(3, 1)	1.0		6	3	2	2	1	0	0	0	0	0	1	8	8	18.00	3.000
Pat Zachry, R ERA: 0.87	(4, 1)	2.0		7	1	0	0	2	0	0	0	0	0	0	11	11	0.00	0.500
Will McEnaney, L ERA: 9.72	(6, 1)	2.0		9	2	1	1	2	1	0	0	0	0	0	12	16	4.50	1.500
Rawly Eastwick, R ERA: 2.45	(8, 1)	1.0		4	1	0	0	1	0	0	0	0	0	0	6	6	0.00	1.000

PITCHER	IP	WLS	BF	H	R	ER	SO	BB	IBB	HBP	BLK	WP	HR	S	P	ERA	WHIP

Batter	1	2	3	4	5	6	7	8	9	10	11	AB	R	H	RBI	BB	SO	LOB
Pete Rose, S (1, 5) OBP: 0.500, SLG: 0.570	6-3			4-3		4-3		E9 BLK 1B		4-3		5	0	1	0	0	0	0
Joe Morgan, L (1, 4) OBP: 0.478, SLG: 0.603	K			P5		F5		S 2-3 BB			1B S BB	3	1	0	0	2	1	0
Johnny Bench, R (1, 2) OBP: 0.398, SLG: 0.603	K			1B		5-3		K 1-2			F7 1-2	5	0	1	0	0	2	3
Tony Perez, R (1, 3) OBP: 0.289, SLG: 0.306		F7		F8			F9	1-3			1B E IBB	4	1	0	0	1	0	3
George Foster, R (1, 9) (9, 7) OBP: 0.366, SLG: 0.413		K	F8 1B 1B				BB 1B		6-3		E 1-2 2-H 1B	5	0	3	1	0	1	0
Bob Bailey, R (1, 7) OBP: 0.391, SLG: 0.545		K	FC6 1-2 1B				P6		F7		E9 1-3 2-H 1B	4	0	1	0	0	1	1
Ken Griffey, L (9, 9) OBP: 0.414, SLG: 0.519												1	0	1	1	0	0	0
Dave Concepcion, R (1, 6) OBP: 0.263, SLG: 0.241			F9		F8 2-3		BB 1-2		6-3		F9	4	0	0	0	1	0	4
Cesar Geronimo, L (1, 8) OBP: 0.419, SLG: 0.483			K		K		K			CS 1B	IBB	4	0	1	0	1	3	4
Gary Nolan, R (1, 1) OBP: 0.333, SLG: 0.333			K		FC6 1-2f			K		K 1-2	5-3	3	0	0	0	0	2	2
Ed Armbrister, R (10, PH) OBP: 0.333, SLG: 0.333												1	0	0	0	0	1	1
Rawly Eastwick, R (10, 1)												1	0	0	0	0	0	3
Inning Stats	R: 0 H: 0 E: 0 LOB: 0 K: 2 BB: 0 S: 7 P: 7	R: 0 H: 0 E: 0 LOB: 0 K: 2 BB: 0 S: 7 P: 7	R: 0 H: 0 E: 0 LOB: 0 K: 2 BB: 0 S: 7 P: 7	R: 0 H: 1 E: 0 LOB: 1 K: 0 BB: 0 S: 4 P: 4	R: 0 H: 2 E: 0 LOB: 2 K: 1 BB: 0 S: 7 P: 7	R: 0 H: 0 E: 0 LOB: 0 K: 0 BB: 0 S: 3 P: 3	R: 0 H: 1 E: 0 LOB: 2 K: 1 BB: 1 S: 6 P: 10	R: 0 H: 1 E: 1 LOB: 2 K: 2 BB: 1 S: 8 P: 12	R: 0 H: 0 E: 0 LOB: 0 K: 0 BB: 0 S: 3 P: 3	R: 0 H: 1 E: 0 LOB: 0 K: 1 BB: 0 S: 5 P: 5	R: 2 H: 2 E: 1 LOB: 3 K: 0 BB: 3 S: 5 P: 17	1B: 8 SF: 0 2B: 0 SAC: 0 3B: 0 DP: 0 HR: 0 HBP: 0						

PITCHER		IP	WLS	BF	H	R	ER	SO	BB	IBB	HBP	BLK	WP	HR	S	P	ERA	WHIP
Jon Matlack, L ERA: 1.77	(1, 1)	9.2		36	6	0	0	11	2	0	0	1	0	0	56	64	0.00	0.828
Ken Sanders, R ERA:	(10, 1)	0.1		1	0	0	0	0	0	0	0	0	0	0	1	1	0.00	0.000
Tom Hall, L ERA: 5.79	(11, 1)	0.1	L	5	2	2	2	0	1	1	0	0	0	0	3	11	54.00	9.000
Bob Apodaca, R ERA: 1.89	(11, 1)	0.2		3	0	0	0	0	0	1	0	0	0	0	2	6	0.00	0.000

PITCHER	IP	WLS	BF	H	R	ER	SO	BB	IBB	HBP	BLK	WP	HR	S	P	ERA	WHIP

TOP

Cincinnati Reds @ New York Mets

Shea Stadium, Flushing, NY

Wed May 05 1976, 7:05 PM EDT

Att. 19,121 - Unknown

livebaseballscorecards.com

AB	40
R	2
H	8
RBI	2
BB	5
SO	11
LOB	21

REDS

Batter	1	2	3	4	5	6	7	8	9	10	11	AB	R	H	RBI	BB	SO	LOB
Del Unser, L (1, 8) OBP: 0.309, SLG: 0.382	G6-3 1B		1-6-3			SH2-3 1-2		F3		F8		4	0	1	0	0	0	0
Felix Millan, R (1, 4) OBP: 0.409, SLG: 0.448	G6-3 1-2f			G4-6-3 1B		6-3		6-3			F3	5	0	1	0	0	0	2
Ed Kranepool, L (1, 7) OBP: 0.326, SLG: 0.376	F8			G4-6-3 1-2f			F8		K		4-3	5	0	0	0	0	1	1
Dave Kingman, R (1, 9) OBP: 0.274, SLG: 0.570		P6		P6			K		F7		5-3	5	0	0	0	0	1	0
Wayne Garrett, L (1, 5) OBP: 0.326, SLG: 0.301		BBBB 5-3 BB			F8		BBBB 1B 1B BB		1B 1B			2	0	1	0	2	0	0
Joe Torre, R (1, 3) OBP: 0.333, SLG: 0.361		5-3 1-2			E4 G4-3		1B 1-2 1B		FC6-4 1-2 1B			4	0	2	0	0	0	1
Jerry Grote, R (1, 2) OBP: 0.432, SLG: 0.364		4-3			G4-3 1-2f		1-2 2-3 1B		FC6-4 1-2f			4	0	1	0	0	0	4
Bud Harrelson, S (1, 6) OBP: 0.404, SLG: 0.290			K2-3			K	F9			K		4	0	0	0	0	3	3
Jon Matlack, L (1, 1) OBP: 0.188, SLG: 0.071			F8			SH2-3 1B		K2-3		K		3	0	1	0	0	1	0
Ken Sanders, R (10, 1)												0	0	0	0	0	0	0
Ron Hodges, L (10, PH) OBP: 0.480, SLG: 0.409												1	0	0	0	0	1	0
Tom Hall, L (11, 1)												0	0	0	0	0	0	0
Bob Apodaca, R (11, 1) OBP: 0.500, SLG: 0.750												0	0	0	0	0	0	0
Inning Stats	R: 0 E: 0 K: 0 S: 3 H: 1 LOB: 0 BB: 0 P: 3	R: 0 E: 0 K: 0 S: 3 H: 0 LOB: 1 BB: 1 P: 7	R: 0 E: 0 K: 1 S: 5 H: 0 LOB: 0 BB: 0 P: 5	R: 0 E: 0 K: 0 S: 3 H: 1 LOB: 0 BB: 0 P: 3	R: 0 E: 1 K: 0 S: 3 H: 0 LOB: 0 BB: 0 P: 3	R: 0 E: 0 K: 1 S: 6 H: 1 LOB: 1 BB: 0 P: 6	R: 0 E: 0 K: 1 S: 7 H: 2 LOB: 3 BB: 1 P: 11	R: 0 E: 0 K: 1 S: 5 H: 0 LOB: 0 BB: 0 P: 5	R: 0 E: 0 K: 1 S: 7 H: 2 LOB: 2 BB: 0 P: 7	R: 0 E: 0 K: 2 S: 7 H: 0 LOB: 0 BB: 0 P: 7	R: 0 E: 0 K: 0 S: 3 H: 0 LOB: 0 BB: 0 P: 3	1B: 7 2B: 0 3B: 0 HR: 0	SF: 0 SAC: 1 DP: 3 HBP: 0					

PITCHER	IP	WLS	BF	H	R	ER	SO	BB	IBB	HBP	BLK	WP	HR	S	P	ERA	WHIP
Gary Nolan, R (1, 1) ERA: 2.61	9.0		34	7	0	0	5	2	0	0	0	0	0	42	50	0.00	1.000
Rawly Eastwick, R (10, 1) ERA: 2.21	2.0	W	6	0	0	0	2	0	0	0	0	0	0	10	10	0.00	0.000

PITCHER	IP	WLS	BF	H	R	ER	SO	BB	IBB	HBP	BLK	WP	HR	S	P	ERA	WHIP

BOTTOM

Cincinnati Reds @ New York Mets

Shea Stadium, Flushing, NY

Wed May 05 1976, 7:05 PM EDT

Att. 19,121 - Unknown

livebaseballscorecards.com

AB	37
R	0
H	7
RBI	0
BB	2
SO	7
LOB	11

WP: 0 PB: 0 SB: 0 CS: 0 PA: 40

Batter	1	2	3	4	5	6	7	8	9	AB	R	H	RBI	BB	SO	LOB
Pete Rose, S (1, 5) OBP: 0.491, SLG: 0.557	L6		FC6 E 1B 3-H		4-3		F8			4	0	1	1	0	0	0
Ken Griffey, L (1, 9) OBP: 0.396, SLG: 0.494	F7		FC FC6 1-2		F8			F6		4	0	0	0	0	0	1
Joe Morgan, L (1, 4) OBP: 0.489, SLG: 0.648	CS BB B B B		FC6 S 1-2f 2-3			HR		BLK 1B		3	1	2	1	1	0	2
Tony Perez, R (1, 3) OBP: 0.287, SLG: 0.293 Ed Armbrister, R (8, PR) OBP: 0.333, SLG: 0.333 (8, 7)	CS 1-2	P3	6-3 1-2			K S S S		BB B B B 1-2		3 0	0 0	0 0	0 0	1 0	1 0	2 0
Johnny Bench, R (1, 2) OBP: 0.380, SLG: 0.571		K S S S		5-3		F6		K S S S		4	0	0	0	0	2	2
George Foster, R (1, 7) (8, 3) OBP: 0.372, SLG: 0.418		1B		F3		1B		F8		4	0	2	0	0	0	2
Cesar Geronimo, L (1, 8) OBP: 0.410, SLG: 0.469		K S S S		1B		4-3			K S S S	4	0	1	0	0	2	2
Dave Concepcion, R (1, 6) OBP: 0.265, SLG: 0.267 Mike Lum, L (9, PH) OBP: 0.351, SLG: 0.438			1B 3B	L6			P4		F5	3 1	1 0	1 0	0 0	0 0	0 0	1 0
Don Gullett, R (1, 1) OBP: 0.091, SLG: 0.091 Dan Driessen, L (9, PH) OBP: 0.370, SLG: 0.400			5-3		K S S S		4-3		F5	3 1	0 0	0 0	0 0	0 0	1 0	1 0
Inning Stats	R: 0 H: 0 E: 0 LOB: 0 K: 0 BB: 1 S: 2 P: 6	R: 0 H: 1 E: 0 LOB: 1 K: 2 BB: 0 S: 8 P: 8	R: 1 H: 2 E: 1 LOB: 2 K: 0 BB: 0 S: 6 P: 6	R: 0 H: 1 E: 0 LOB: 1 K: 0 BB: 0 S: 4 P: 4	R: 0 H: 0 E: 0 LOB: 0 K: 1 BB: 0 S: 5 P: 5	R: 1 H: 2 E: 0 LOB: 1 K: 1 BB: 0 S: 7 P: 7	R: 0 H: 0 E: 0 LOB: 0 K: 0 BB: 0 S: 3 P: 3	R: 0 H: 1 E: 0 LOB: 2 K: 1 BB: 1 S: 6 P: 10	R: 0 H: 0 E: 0 LOB: 0 K: 1 BB: 0 S: 5 P: 5	1B: 5 SF: 0 2B: 0 SAC: 0 3B: 1 DP: 0 HR: 1 HBP: 0						WP: 0 PA: 37 PB: 0 SB: 1 CS: 1	

PITCHER		IP	WLS	BF	H	R	ER	SO	BB	IBB	HBP	BLK	WP	HR	S	P	ERA	WHIP
Craig Swan, R ERA: 3.08	(1, 1)	7.1	W	31	7	2	2	4	2	0	0	1	0	1	37	45	2.46	1.227
Skip Lockwood, R ERA: 2.6	(8, 1)	1.2	S	5	0	0	0	2	0	0	0	0	0	0	9	9	0.00	0.000

PITCHER	IP	WLS	BF	H	R	ER	SO	BB	IBB	HBP	BLK	WP	HR	S	P	ERA	WHIP

TOP

Cincinnati Reds @ New York Mets

Shea Stadium, Flushing, NY

Thu May 06 1976, 3:33 AM EDT

Att. 11,205 - Unknown

livebaseballscorecards.com

AB	34
R	2
H	7
RBI	2
BB	2
SO	6
LOB	13

Cincinnati Reds @ New York Mets

Shea Stadium, Flushing, NY

Thu May 06 1976, 3:33 AM EDT

Att. 11,205 - Unknown

BOTTOM

Batter	1	2	3	4	5	6	7	8	9	AB	R	H	RBI	BB	SO	LOB
Wayne Garrett, L (1, 5) OBP: 0.333, SLG: 0.294	BBBB 4-0 E WP 1B BB	x 0-0 ③ F8			x 0-0 ① 4-3		BBBB 4-0 FC6 BB			2	1	0	0	2	0	0
Felix Millan, R (1, 4) OBP: 0.395, SLG: 0.430	x 0-0 FC6 1B 2B 1-3		x 0-0 ① F8		x 0-0 ② 5-3		x 0-0 ③ FC6 1-2f			4	1	0	0	0	0	3
Joe Torre, R (1, 3) OBP: 0.349, SLG: 0.450	x 0-0 ① F2		x 0-0 FC6-4 1B		x 0-0 ③ F7			x 0-0 HR		4	1	2	1	0	0	2
Dave Kingman, R (1, 9) OBP: 0.273, SLG: 0.558	x 0-0 2B 1B 1-2 3-H		SSS 0-3 ② K			x 0-0 ① 5-3		x 0-0 ① F8		4	1	1	1	0	1	1
Jerry Grote, R (1, 2) OBP: 0.423, SLG: 0.357	x 0-0 ② F9		x 0-0 ③ FC6-4 1-2f			x 0-0 ② F7		x 0-0 1B		4	0	1	0	0	0	3
Ed Kranepool, L (1, 7) OBP: 0.323, SLG: 0.382	x 0-0 2B 1-H 2-H			x 0-0 ① P3		x 0-0 ③ F8		SSS 0-3 ② K		4	0	1	2	0	1	1
Del Unser, L (1, 8) OBP: 0.317, SLG: 0.409	x 0-0 ③ F7			x 0-0 2B			x 0-0 FC3-5 2B	x 0-0 ③ F7		4	0	2	0	0	0	2
Bud Harrelson, S (1, 6) OBP: 0.391, SLG: 0.278		x 0-0 ① 6-3		x 0-0 ② F7			x 0-0 ① FC3-5 SH1-4 2-3			3	0	0	0	0	0	2
Craig Swan, R (1, 1) Skip Lockwood, R (8, 1) OBP: 0.600, SLG: 0.500		SSS 0-3 ② K		SSS 0-3 ③ K			x 0-0 ② SH1-4 1-2			2 0	0 0	0 0	0 0	0 0	2 0	1 0
Inning Stats	R: 3 E: 1 K: 0 S: 6 H: 2 LOB: 1 BB: 1 P: 10	R: 0 E: 0 K: 1 S: 5 H: 0 LOB: 0 BB: 0 P: 5	R: 0 E: 0 K: 1 S: 6 H: 1 LOB: 1 BB: 0 P: 6	R: 0 E: 0 K: 1 S: 6 H: 1 LOB: 1 BB: 0 P: 6	R: 0 E: 0 K: 0 S: 3 H: 0 LOB: 0 BB: 0 P: 3	R: 0 E: 0 K: 0 S: 3 H: 0 LOB: 0 BB: 0 P: 3	R: 0 E: 0 K: 0 S: 4 H: 1 LOB: 2 BB: 1 P: 8	R: 1 E: 0 K: 1 S: 7 H: 2 LOB: 1 BB: 0 P: 7		1B: 3 2B: 3 3B: 0 HR: 1	SF: 0 SAC: 1 DP: 0 HBP: 0					

livebaseballscorecards.com

AB	31
R	4
H	7
RBI	4
BB	2
SO	4
LOB	15

WP: 1 PB: 0 SB: 0 CS: 0 PA: 34

PITCHER	IP	WLS	BF	H	R	ER	SO	BB	IBB	HBP	BLK	WP	HR	S	P	ERA	WHIP
Don Gullett, L (1, 1) ERA: 0.78	8.0	L	34	7	4	1	4	2	0	0	0	1	1	40	48	1.12	1.125

PITCHER	IP	WLS	BF	H	R	ER	SO	BB	IBB	HBP	BLK	WP	HR	S	P	ERA	WHIP

Batter	1	2	3	4	5	6	7	8	9	AB	R	H	RBI	BB	SO	LOB
Jerry Turner, L (1, 7) OBP: 0.404, SLG: 0.553	4-3		K 1-2		E5 FC4-6 2-3 3-H		6-3		6-3	5	0	0	0	0	1	4
Tito Fuentes, S (1, 4) OBP: 0.333, SLG: 0.362	F8		F2		FC4-6 1-2f		5-3			4	0	0	0	0	0	3
Willie Davis, L (1, 8) OBP: 0.323, SLG: 0.448	1B			L4		WP 1B 1B		K		4	1	2	0	0	1	0
Willie McCovey, L (1, 3) OBP: 0.283, SLG: 0.293	F8			F7		K 1-2		4-3		4	0	0	0	0	1	2
Doug Rader, R (1, 5) OBP: 0.368, SLG: 0.478		K		4-3		F9		5-3		4	0	0	0	0	1	1
Dave Winfield, R (1, 9) OBP: 0.366, SLG: 0.412		K			SH1-4 BB E 1B	BB 2-H 1B			1B 1B	4	1	3	1	0	1	0
Hector Torres, R (1, 6) OBP: 0.365, SLG: 0.474		K			BBBB E SH1-4 1-2 BB	BBBB FC6-4 1-2 BB			1B 1-2 1B	2	0	1	0	2	1	0
Fred Kendall, R (1, 2) OBP: 0.274, SLG: 0.203			F3		F9	FC6-4 1-2f			F8	4	0	0	0	0	0	6
Randy Jones, R (1, 1) Merv Rettenmund, R (7, PH) OBP: 0.444, SLG: 0.357 Mike Dupree, R (7, 1) OBP: 1.000, SLG: 1.000 Gene Locklear, L (9, PH) OBP: 0.429, SLG: 0.333			BBBB E BB		SH1-4 1-2 2-3	L8			K	0 1 0 1	0 0 0 0	0 0 0 0	0 0 0 0	1 0 0 0	0 0 0 1	0 0 0 2

TOP

San Diego Padres @ New York Mets

Shea Stadium, Flushing, NY

Fri May 07 1976, 7:05 PM EDT

Att. 10,007 - Unknown

livebaseballscorecards.com

AB	33
R	2
H	6
RBI	1
BB	3
SO	7
LOB	18

Inning Stats	1	2	3	4	5	6	7	8	9	1B	SF	WP	PA
	R: 0 E: 0 K: 0 S: 4	R: 0 E: 0 K: 3 S: 9	R: 0 E: 1 K: 1 S: 5	R: 0 E: 0 K: 0 S: 3	R: 1 E: 1 K: 0 S: 5	R: 1 E: 0 K: 1 S: 7	R: 0 E: 0 K: 0 S: 3	R: 0 E: 0 K: 1 S: 5	R: 0 E: 0 K: 1 S: 7	6	0	1	37
	H: 1 LOB: 1 BB: 0 P: 4	H: 0 LOB: 0 BB: 0 P: 9	H: 0 LOB: 1 BB: 1 P: 9	H: 0 LOB: 0 BB: 0 P: 3	H: 1 LOB: 2 BB: 1 P: 9	H: 2 LOB: 2 BB: 1 P: 11	H: 0 LOB: 0 BB: 0 P: 3	H: 0 LOB: 0 BB: 0 P: 5	H: 2 LOB: 2 BB: 0 P: 7	2B: 0 3B: 0 HR: 0	SAC: 1 DP: 0 HBP: 0	PB: 0 SB: 0 CS: 0	

PITCHER	IP	WLS	BF	H	R	ER	SO	BB	IBB	HBP	BLK	WP	HR	S	P	ERA	WHIP
Jerry Koosman, L (1, 1) ERA: 3.08	9.0	W	37	6	2	1	7	3	0	0	0	1	0	48	60	1.00	1.000

PITCHER	IP	WLS	BF	H	R	ER	SO	BB	IBB	HBP	BLK	WP	HR	S	P	ERA	WHIP

Batter	1	2	3	4	5	6	7	8	9	AB	R	H	RBI	BB	SO	LOB
Wayne Garrett, L (1, 5) OBP: 0.320, SLG: 0.281	4-3		F5	4-3			5-3			4	0	0	0	0	0	2
Felix Millan, R (1, 4) OBP: 0.398, SLG: 0.437	4-3		1B HBP		6-3			1B HR 2B		3	1	1	0	0	0	0
Joe Torre, R (1, 3) OBP: 0.383, SLG: 0.477	HR 1B		1-2 1B		F7			2-3 HR 1B		4	2	3	0	0	0	0
Dave Kingman, R (1, 9) OBP: 0.281, SLG: 0.611	1-H HR		F8		F9			1-H 3-H HR		4	2	2	5	0	0	2
Jerry Grote, R (1, 2) OBP: 0.402, SLG: 0.338	6-3			F8		5-3		4-3		4	0	0	0	0	0	0
Ed Kranepool, L (1, 7) OBP: 0.320, SLG: 0.376		4-3		1B 1B		L6		F9		4	1	1	0	0	0	0
Del Unser, L (1, 8) OBP: 0.305, SLG: 0.392		4-3		K		F7		1-3		4	0	0	0	0	1	1
Bud Harrelson, S (1, 6) OBP: 0.389, SLG: 0.280		5-3		1B 1-2			3-1			3	0	1	0	0	0	0
Jerry Koosman, R (1, 1) OBP: 0.455, SLG: 0.545			K	1-3 2-H			K			3	0	1	1	0	2	0
Inning Stats	R: 2 H: 2 E: 0 LOB: 0 K: 0 BB: 0 S: 5 P: 5	R: 0 H: 0 E: 0 LOB: 0 K: 0 BB: 0 S: 3 P: 3	R: 0 H: 1 E: 0 LOB: 2 K: 1 BB: 0 S: 6 P: 7	R: 1 H: 3 E: 0 LOB: 2 K: 1 BB: 0 S: 8 P: 8	R: 0 H: 0 E: 0 LOB: 0 K: 0 BB: 0 S: 3 P: 3	R: 0 H: 0 E: 0 LOB: 0 K: 0 BB: 0 S: 3 P: 3	R: 0 H: 0 E: 0 LOB: 0 K: 1 BB: 0 S: 5 P: 5	R: 3 H: 3 E: 0 LOB: 0 K: 0 BB: 0 S: 6 P: 6		1B: 6 SF: 0 2B: 1 SAC: 0 3B: 0 DP: 0 HR: 2 HBP: 1						

PITCHER	IP	WLS	BF	H	R	ER	SO	BB	IBB	HBP	BLK	WP	HR	S	P	ERA	WHIP
Randy Jones, L (1, 1) ERA: 3.1	6.0	L	25	6	3	3	2	0	0	1	0	0	1	28	29	4.50	1.000
Mike Dupree, R (7, 1) ERA: 7.11	2.0		9	3	3	3	1	0	0	0	0	0	1	11	11	13.50	1.500

PITCHER	IP	WLS	BF	H	R	ER	SO	BB	IBB	HBP	BLK	WP	HR	S	P	ERA	WHIP

BOTTOM

San Diego Padres @ New York Mets

Shea Stadium, Flushing, NY

Fri May 07 1976, 7:05 PM EDT

Att. 10,007 - Unknown

livebaseballscorecards.com

AB	33
R	6
H	9
RBI	6
BB	0
SO	3
LOB	5

Batter	1	2	3	4	5	6	7	8	9	AB	R	H	RBI	BB	SO	LOB
Jerry Turner, L (1, 7) OBP: 0.375, SLG: 0.510	6-3		F7			K	5-3			4	0	0	0	0	1	2
Tito Fuentes, S (1, 4) OBP: 0.329, SLG: 0.356	F8			F6		2B 1B		5-3		4	0	1	0	0	0	0
Willie Davis, L (1, 8) OBP: 0.320, SLG: 0.450	1B 2B			K		F8		F5		4	1	1	0	0	1	1
Dave Winfield, R (1, 9) OBP: 0.381, SLG: 0.449	CS 1B 2-H			2B		1-3 2B		K		4	0	3	1	0	1	0
Doug Rader, R (1, 5) OBP: 0.375, SLG: 0.493	CS 1-2	FC5-4 1B		F9		F8			1B 2B	4	1	2	0	0	0	3
Mike Ivie, R (1, 3) OBP: 0.277, SLG: 0.350		FC5-4 G5-4-3 1-2f			1B		K		G1-6-3 1B 2-H	4	0	2	1	0	1	1
Hector Torres, R (1, 6) OBP: 0.360, SLG: 0.463		G5-4-3 1-2f			F8		2B 1B		G1-6-3 1-2f	4	0	1	0	0	0	3
Bob Davis, R (1, 2) OBP: 0.143, SLG: 0.150			4-3		K		K		F9	4	0	0	0	0	2	2
Rich Folkers, L (1, 1) Dave Wehrmeister, R (1, 1) Ted Kubiak, S (5, PH) OBP: 0.333, SLG: 0.300 Alan Foster, R (5, 1) Merv Rettenmund, R (7, PH) OBP: 0.474, SLG: 0.467 Dave Tomlin, L (7, 1) Mike Dupree, R (8, 1) OBP: 1.000, SLG: 1.000			P3		F8		1-3 2B			0 1 1 0 1 0 0 0	0 0 0 0 0 0 0 0	0 0 0 0 1 0 0 0	0 0 0 0 0 0 0 0	0 0 0 0 0 0 0 0	0 0 1 0 0 0 0 0	0 0 0 0 1 0 0 0
Inning Stats	R: 1 H: 2 E: 0 LOB: 0 K: 0 BB: 0 S: 4 P: 4	R: 0 H: 1 E: 0 LOB: 0 K: 0 BB: 0 S: 3 P: 3	R: 0 H: 0 E: 0 LOB: 0 K: 0 BB: 0 S: 3 P: 3	R: 0 H: 1 E: 0 LOB: 1 K: 1 BB: 0 S: 6 P: 6	R: 0 H: 1 E: 0 LOB: 1 K: 1 BB: 0 S: 6 P: 6	R: 0 H: 2 E: 0 LOB: 2 K: 1 BB: 0 S: 7 P: 7	R: 0 H: 2 E: 0 LOB: 2 K: 2 BB: 0 S: 9 P: 9	R: 0 H: 0 E: 0 LOB: 0 K: 1 BB: 0 S: 5 P: 5	R: 1 H: 2 E: 0 LOB: 0 K: 0 BB: 0 S: 4 P: 4	1B: 6 2B: 5 3B: 0 HR: 0	SF: 0 SAC: 0 DP: 2 HBP: 0					

PITCHER	IP	WLS	BF	H	R	ER	SO	BB	IBB	HBP	BLK	WP	HR	S	P	ERA	WHIP
Mickey Lolich, L (1, 1) ERA: 3.44	9.0	W	35	11	2	2	6	0	0	0	0	0	0	47	47	2.00	1.222

PITCHER	IP	WLS	BF	H	R	ER	SO	BB	IBB	HBP	BLK	WP	HR	S	P	ERA	WHIP

San Diego Padres @ New York Mets

Shea Stadium, Flushing, NY

Sat May 08 1976, 3:33 AM EDT

Att. 41,990 - Unknown

TOP

livebaseballscorecards.com

AB	35
R	2
H	11
RBI	2
BB	0
SO	6
LOB	13

WP: 0 PA: 36
PB: 0
SB: 0
CS: 1

BOTTOM

San Diego Padres @ New York Mets

Shea Stadium, Flushing, NY

Sat May 08 1976, 3:33 AM EDT

Att. 41,990 - Unknown

Batter	1	2	3	4	5	6	7	8	9	AB	R	H	RBI	BB	SO	LOB
Wayne Garrett, L (1, 5) OBP: 0.324, SLG: 0.280	BBBB 4-0 1B 4-3 1B BB	SSS 0-3 ① K		x 0-0 ② F9 2-H		x 0-0 ③ F8		x 0-0 1B 1B 1B		4	2	1	0	1	1	0
Felix Millan, R (1, 4) OBP: 0.390, SLG: 0.426	x 0-0 ① 4-3 1-2	x 0-0 ② F7		x 0-0 ③ 4-3			x 0-0 ① F7	x 0-0 1B 1-3 1B		5	0	1	0	0	0	1
Joe Torre, R (1, 3) OBP: 0.404, SLG: 0.490	x 0-0 1B 1B 1B 2-3 1B	x 0-0 ③ F5			x 0-0 ① F8		x 0-0 1B 1B 1B	x 0-0 1-2 3-H 1B		5	2	3	1	0	0	0
Dave Kingman, R (1, 9) OBP: 0.286, SLG: 0.602	x 0-0 1B 1-2 3-H 1B 1B		SSS 0-3 ① K		x 0-0 ② 6-3		x 0-0 F8 1B 1-2 1B	x 0-0 ③ 5-3		5	1	2	1	0	1	2
Jerry Grote, R (1, 2) OBP: 0.430, SLG: 0.364	x 0-0 FC6-4 1B 1-2 2-3 1B		x 0-0 1B		BBBB 4-0 BB BB		x 0-0 1-2 2-H 1B			3	1	3	1	1	0	0
Ed Kranepool, L (1, 7) OBP: 0.327, SLG: 0.375	x 0-0 FC6-4 1-2 2-H 3-H 1B		x 0-0 ② F7		BBBB 4-0 1-2 BB		x 0-0 ② F8 2-3			3	0	1	2	1	0	3
Del Unser, L (1, 8) OBP: 0.294, SLG: 0.376	x 0-0 ② FC6-4 1B 1-2f 2-3		x 0-0 ③ F7		x 0-0 ③ L9		x 0-0 ③ 3-4-1			4	0	0	0	0	0	7
Bud Harrelson, S (1, 6) OBP: 0.394, SLG: 0.282	x 0-0 1-2 3-H 1B			BBBB 4-0 SH1-4 E BB		x 0-0 ① F4		x 0-0 ① 6-3		3	1	1	1	1	0	0
Mickey Lolich, S (1, 1) OBP: 0.182, SLG: 0.182	x 0-0 ③ F2			x 0-0 ① SH1-4 1-2		x 0-0 ② 6-3		x 0-0 ② 4-3		3	0	0	0	0	0	2
Inning Stats	R: 4 E: 0 K: 0 S: 8 H: 5 LOB: 2 BB: 1 P: 12	R: 0 E: 0 K: 1 S: 5 H: 0 LOB: 0 BB: 0 P: 5	R: 0 E: 0 K: 1 S: 6 H: 1 LOB: 1 BB: 0 P: 6	R: 1 E: 1 K: 0 S: 3 H: 0 LOB: 0 BB: 1 P: 7	R: 0 E: 0 K: 0 S: 3 H: 0 LOB: 2 BB: 2 P: 11	R: 0 E: 0 K: 0 S: 3 H: 0 LOB: 0 BB: 0 P: 3	R: 1 E: 0 K: 0 S: 6 H: 3 LOB: 2 BB: 0 P: 6	R: 1 E: 0 K: 0 S: 6 H: 3 LOB: 2 BB: 0 P: 6		1B: 12 2B: 0 3B: 0 HR: 0 SF: 0 SAC: 1 DP: 0 HBP: 0						

livebaseballscorecards.com

AB	35
R	7
H	12
RBI	6
BB	4
SO	2
LOB	15

WP: 0 PB: 0 SB: 0 CS: 0 PA: 40

PITCHER		IP	WLS	BF	H	R	ER	SO	BB	IBB	HBP	BLK	WP	HR	S	P	ERA	WHIP
Rich Folkers, L ERA: 6.48	(1, 1)	0.2	L	8	5	4	4	0	1	0	0	0	0	0	7	11	54.00	9.000
Dave Wehrmeister, R ERA: 7.16	(1, 1)	3.1		12	1	1	0	2	1	0	0	0	0	0	15	19	0.00	0.600
Alan Foster, R ERA: 1.93	(5, 1)	2.0		8	0	0	0	0	2	0	0	0	0	0	6	14	0.00	1.000
Dave Tomlin, L ERA: 4.09	(7, 1)	1.2		10	5	2	2	0	0	0	0	0	0	0	10	10	10.80	3.000
Mike Dupree, R ERA: 6.92	(8, 1)	0.1		2	1	0	0	0	0	0	0	0	0	0	2	2	0.00	3.000

PITCHER	IP	WLS	BF	H	R	ER	SO	BB	IBB	HBP	BLK	WP	HR	S	P	ERA	WHIP

San Diego Padres @ New York Mets

Shea Stadium, Flushing, NY

Sun May 09 1976, 3:33 AM EDT

Att. 20,224 - Unknown

TOP

livebaseballscorecards.com

Batter	1	2	3	4	5	6	7	8	9	AB	R	H	RBI	BB	SO	LOB
Jerry Turner, L (1, 7) OBP: 0.344, SLG: 0.464	F6		4-3		4-3		F7		1-3	5	0	0	0	0	0	2
Tito Fuentes, S (1, 4) OBP: 0.338, SLG: 0.377	1B 2B		1B			F8	F6			4	1	2	0	0	0	2
Willie Davis, L (1, 8) OBP: 0.336, SLG: 0.462	S E 1B 2-H		G3			S HR 1B		G4-6-3 1B		4	2	3	1	0	0	1
Willie McCovey, L (1, 3) OBP: 0.260, SLG: 0.267 Mike Ivie, R (8, 3) OBP: 0.277, SLG: 0.350	F7 2-H			F8		K 1-2		G4-6-3 1-2f		4 0	0 0	0 0	0 0	0 0	1 0	2 0
Dave Winfield, R (1, 9) OBP: 0.385, SLG: 0.478 Merv Rettenmund, R (8, PR) OBP: 0.474, SLG: 0.467 (8, 9)	L9			F9		2-H HR		1B HBP		3 0	1 0	1 0	2 0	0 0	0 0	0 0
Doug Rader, R (1, 5) OBP: 0.381, SLG: 0.506		F9		2B		K		FC5-4 1-3 1B		4	0	2	0	0	1	0
Hector Torres, R (1, 6) OBP: 0.355, SLG: 0.452		K		K			1B 1B	FC5-4 1-2f		4	0	1	0	0	2	3
Fred Kendall, R (1, 2) OBP: 0.273, SLG: 0.206		F8			F7		1B 1-2 1B		4-3	4	0	1	0	0	0	0
Brent Strom, R (1, 1)			F6		5-3		B5		K	4	0	0	0	0	1	2
Inning Stats	R: 2 E: 0 K: 0 S: 5 H: 2 LOB: 0 BB: 0 P: 5	R: 0 E: 0 K: 1 S: 5 H: 0 LOB: 0 BB: 0 P: 5	R: 0 E: 0 K: 0 S: 4 H: 1 LOB: 1 BB: 0 P: 4	R: 0 E: 0 K: 1 S: 6 H: 1 LOB: 1 BB: 0 P: 6	R: 0 E: 0 K: 0 S: 3 H: 0 LOB: 0 BB: 0 P: 3	R: 2 E: 0 K: 2 S: 9 H: 2 LOB: 0 BB: 0 P: 9	R: 0 E: 0 K: 0 S: 5 H: 2 LOB: 2 BB: 0 P: 5	R: 0 E: 0 K: 0 S: 4 H: 2 LOB: 2 BB: 0 P: 5	R: 0 E: 0 K: 1 S: 5 H: 0 LOB: 0 BB: 0 P: 5	1B: 7 2B: 2 3B: 0 HR: 1	SF: 0 SAC: 0 DP: 1 HBP: 1						

	AB	36
	R	4
	H	10
	RBI	3
	BB	0
	SO	5
	LOB	12

WP: 0 PB: 0 SB: 2 CS: 0 PA: 37

PITCHER	IP	WLS	BF	H	R	ER	SO	BB	IBB	HBP	BLK	WP	HR	S	P	ERA	WHIP
Tom Seaver, R (1, 1) ERA: 2.19	9.0	L	37	10	4	3	5	0	0	1	0	0	1	46	47	3.00	1.111

PITCHER	IP	WLS	BF	H	R	ER	SO	BB	IBB	HBP	BLK	WP	HR	S	P	ERA	WHIP

Batter	1	2	3	4	5	6	7	8	9	AB	R	H	RBI	BB	SO	LOB
Wayne Garrett, L (1, 5) OBP: 0.313, SLG: 0.268	S S S 0-3 ① K			x 0-0 ① 1-3		x 0-0 ③ FC6-4 1-2f			x 0-0 ② F5	4	0	0	0	0	1	2
Felix Millan, R (1, 4) OBP: 0.378, SLG: 0.411	x 0-0 ② F7			x 0-0 ② 5-3			x 0-0 ① F4		x 0-0 ③ F8	4	0	0	0	0	0	1
Joe Torre, R (1, 3) OBP: 0.400, SLG: 0.481	x 0-0 ③ 5-3			x 0-0 ③ 6-3			x 0-0 G5-4-3 1B			3	0	1	0	0	0	0
Dave Kingman, R (1, 9) OBP: 0.279, SLG: 0.586		x 0-0 ① P3			x 0-0 ① F7		x 0-0 ② ③ G5-4-3 1-2f			3	0	0	0	0	0	1
Jerry Grote, R (1, 2) OBP: 0.416, SLG: 0.350		x 0-0 ② F4			x 0-0 ② 6-3			x 0-0 ① 6-3		3	0	0	0	0	0	0
Ed Kranepool, L (1, 7) OBP: 0.318, SLG: 0.364		x 0-0 ③ G3			x 0-0 ③ F9			x 0-0 ② 4-3		3	0	0	0	0	0	0
Del Unser, L (1, 8) OBP: 0.286, SLG: 0.365			x 0-0 ① F8			x 0-0 ① 4-3		x 0-0 ③ G3		3	0	0	0	0	0	0
Bud Harrelson, S (1, 6) OBP: 0.402, SLG: 0.288			x 0-0 ② F9			B B B 4-0 FC6-4 BB			x 0-0 BLK 1B	2	0	1	0	1	0	0
Tom Seaver, R (1, 1) OBP: 0.238, SLG: 0.111 Benny Ayala, R (9, PH) OBP: 0.200, SLG: 0.143			x 0-0 ③ F7			x 0-0 ② F2			S S S 0-3 ① K 1-2	2 1	0 0	0 0	0 0	0 1	0 1	1 1
Inning Stats	R: 0 H: 0 E: 0 LOB: 0 K: 1 BB: 0 S: 5 P: 5	R: 0 H: 0 E: 0 LOB: 0 K: 0 BB: 0 S: 3 P: 3	R: 0 H: 0 E: 0 LOB: 0 K: 0 BB: 0 S: 3 P: 3	R: 0 H: 0 E: 0 LOB: 0 K: 0 BB: 0 S: 3 P: 3	R: 0 H: 0 E: 0 LOB: 0 K: 0 BB: 0 S: 3 P: 3	R: 0 H: 0 E: 0 LOB: 1 K: 0 BB: 1 S: 3 P: 7	R: 0 H: 1 E: 0 LOB: 0 K: 0 BB: 0 S: 3 P: 3	R: 0 H: 0 E: 0 LOB: 0 K: 0 BB: 0 S: 3 P: 3	R: 0 H: 1 E: 0 LOB: 1 K: 1 BB: 0 S: 6 P: 6	1B: 2 SF: 0 2B: 0 SAC: 0 3B: 0 DP: 1 HR: 0 HBP: 0						

PITCHER	IP	WLS	BF	H	R	ER	SO	BB	IBB	HBP	BLK	WP	HR	S	P	ERA	WHIP
Brent Strom, L (1, 1) ERA: 3.2	9.0	W	29	2	0	0	2	1	0	0	1	0	0	32	36	0.00	0.333

PITCHER	IP	WLS	BF	H	R	ER	SO	BB	IBB	HBP	BLK	WP	HR	S	P	ERA	WHIP

BOTTOM

San Diego Padres @ New York Mets

Shea Stadium, Flushing, NY

Sun May 09 1976, 3:33 AM EDT

Att. 20,224 - Unknown

livebaseballscorecards.com

AB	28
R	0
H	2
RBI	0
BB	1
SO	2
LOB	6

WP: 0 PA: 29
PB: 0
SB: 0
CS: 0

Batter	1	2	3	4	5	6	7	8	9	AB	R	H	RBI	BB	SO	LOB
Del Unser, L (1, 8) OBP: 0.274, SLG: 0.349	F8		6-3	G1		4-3		K		5	0	0	0	0	1	2
Felix Millan, R (1, 4) OBP: 0.371, SLG: 0.402	F4		3-1		4-3		1-3	1B		5	0	1	0	0	0	0
Ed Kranepool, L (1, 7) OBP: 0.321, SLG: 0.359	1B		1-3		4-3		BB, 1B, BLK, BB	F9		4	1	1	0	1	0	1
Dave Kingman, R (1, 9) OBP: 0.276, SLG: 0.570	F4			2-3	F4		BLK, BB, 1-2, 1B		6-3	5	0	1	0	0	0	1
Joe Torre, R (1, 3) OBP: 0.433, SLG: 0.500		F9		1B, HR, 1B		BB, 2B, 1B	BB, 1-2, 2-3, BLK, BB		1B	4	2	3	0	1	0	0
Wayne Garrett, L (1, 5) OBP: 0.316, SLG: 0.267		BB, 1B, BB		1-2, HR, 1B		F5	P3, 1-2, 2-3, 3-H		F9	4	1	1	0	1	0	4
Ron Hodges, L (1, 2) OBP: 0.500, SLG: 0.542 Jerry Grote, R (7, PH) OBP: 0.407, SLG: 0.341 (7, 2)		F8		1-H, 2-H, HR		BB, 1-2, 2B	4-3	K	K	2 2	2 0	1 0	3 0	1 0	0 1	1 3
Bud Harrelson, S (1, 6) OBP: 0.415, SLG: 0.337	1B, 1-3			BB, SH2-4		K		HR		3	1	2	1	1	1	2
Jon Matlack, L (1, 1) OBP: 0.176, SLG: 0.067 John Milner, L (6, PH) OBP: 0.589, SLG: 0.795 Bruce Boisclair, L (6, PR) OBP: 0.326, SLG: 0.341 Hank Webb, R (6, 1) Benny Ayala, R (8, PH) OBP: 0.188, SLG: 0.133 Bob Apodaca, R (8, 1) OBP: 0.500, SLG: 0.750	4-3		SH2-4, 1-2		1-H, 2-H, 2B			5-3		1 1 0 0 1 0	0 0 0 0 0 0	0 1 0 0 0 0	0 2 0 0 0 0	0 0 0 0 0 0	0 0 0 0 0 0	2 0 0 0 0 0

TOP

New York Mets @ Atlanta Braves

Atlanta-Fulton County Stadium, Atlanta, GA

Tue May 11 1976, 7:05 PM EDT

Att. 5,974 - Unknown

livebaseballscorecards.com

	AB	R	H	RBI	BB	SO	LOB
	37	7	11	6	5	3	16

Inning Stats	1	2	3	4	5	6	7	8	9
	R: 0 E: 0 K: 0 S: 4	R: 0 E: 0 K: 0 S: 4	R: 0 E: 0 K: 0 S: 3	R: 3 E: 0 K: 0 S: 6	R: 0 E: 0 K: 0 S: 3	R: 2 E: 0 K: 1 S: 7	R: 1 E: 0 K: 0 S: 4	R: 1 E: 0 K: 1 S: 7	R: 0 E: 0 K: 1 S: 6
	H: 1 LOB: 1 BB: 0 P: 4	H: 1 LOB: 2 BB: 1 P: 8	H: 0 LOB: 0 BB: 0 P: 3	H: 3 LOB: 1 BB: 1 P: 10	H: 0 LOB: 0 BB: 0 P: 3	H: 2 LOB: 1 BB: 1 P: 11	H: 1 LOB: 2 BB: 2 P: 12	H: 2 LOB: 1 BB: 0 P: 7	H: 1 LOB: 1 BB: 0 P: 6

1B: 8 SF: 0 WP: 0 PA: 43
2B: 1 SAC: 1 PB: 0
3B: 0 DP: 0 SB: 0
HR: 2 HBP: 0 CS: 0

PITCHER		IP	WLS	BF	H	R	ER	SO	BB	IBB	HBP	BLK	WP	HR	S	P	ERA	WHIP
Carl Morton, R ERA: 5.62	(1, 1)	5.2		27	7	5	5	1	3	0	0	0	0	1	26	38	7.94	1.765
Roger Moret, L ERA: 4.57	(6, 1)	2.1		12	3	2	2	1	2	0	0	1	0	1	12	20	7.71	2.143
Elias Sosa, R ERA: 6.75	(9, 1)	1.0	W	4	1	0	0	1	0	0	0	0	0	0	6	6	0.00	1.000

PITCHER	IP	WLS	BF	H	R	ER	SO	BB	IBB	HBP	BLK	WP	HR	S	P	ERA	WHIP

BOTTOM

New York Mets @ Atlanta Braves

Atlanta-Fulton County Stadium, Atlanta, GA

Tue May 11 1976, 7:05 PM EDT

Att. 5,974 - Unknown

Batter	1	2	3	4	5	6	7	8	9	AB	R	H	RBI	BB	SO	LOB
Lee Lacy, R (1, 8) (8, 7) OBP: 0.280, SLG: 0.352	5-3		PB, 1B; 1-2, 3-H; 1B		HR		6-3		F3	5	2	2	2	0	0	2
Darrell Evans, L (1, 5) OBP: 0.362, SLG: 0.230	G5-4-3; 1B		K; 1-2, 2-3		L9		S; 1B		1-2, 2-H; 1B	4	0	2	0	0	1	2
Rowland Office, L (8, 8) OBP: 0.304, SLG: 0.296										1	0	1	1	0	0	0
Tom Paciorek, R (1, 7) OBP: 0.211, SLG: 0.222	G5-4-3; 1-2f		2-H, 3-H; 1B		5-3		F8; 1-2			4	0	1	2	0	0	2
Jerry Royster, R (8, 5) OBP: 0.256, SLG: 0.227										0	0	0	0	0	0	0
Ken Henderson, S (1, 9) OBP: 0.357, SLG: 0.436		5-3	F9		5-3			3-1		4	0	0	0	0	0	1
Earl Williams, R (1, 3) OBP: 0.233, SLG: 0.341		F5		6-3		HR		6-3		4	1	1	1	0	0	0
Vic Correll, R (1, 2) OBP: 0.389, SLG: 0.500		5-3		B B B, 4-0; HR; BB		L9		4-3		1	1	0	0	1	0	0
Biff Pocoroba, S (6, PH) (7, 2) OBP: 0.338, SLG: 0.349										2	0	0	0	0	0	0
Marty Perez, R (1, 4) OBP: 0.268, SLG: 0.385			B B B, 4-0; 1B, SH3-4; 1B; BB		1-H; HR	6-3			SH3-4; 1B	3	3	2	2	1	0	0
Darrel Chaney, S (1, 6) OBP: 0.333, SLG: 0.301			SH3-4; 1-2	6-3		4-3			SH3-4; 1-2	2	0	0	0	0	0	0
Carl Morton, R (1, 1) OBP: 0.133, SLG: 0.071			PB, 1B; 1B; 2-3	F8			6-3		1B; IBB	2	1	1	0	0	0	0
Roger Moret, S (6, 1)										1	0	0	0	0	0	0
Elias Sosa, R (9, 1)										0	0	0	0	0	0	0
Dave May, L (9, PH) OBP: 0.111, SLG: 0.192										0	0	0	0	1	0	0

Inning Stats	1	2	3	4	5	6	7	8	9
R	0	0	3	2	1	1	0	0	1
E	0	0	0	0	0	0	0	0	0
K	0	0	1	0	0	0	0	0	0
S	3	3	8	4	4	4	4	3	4
H	1	0	3	1	1	1	1	0	2
LOB	0	0	1	0	0	0	1	0	2
BB	0	0	1	1	0	0	0	0	1
P	3	3	12	8	4	4	4	3	8

AB	33
R	8
H	10
RBI	8
BB	3
SO	1
LOB	7

1B: 7	SF: 0	WP: 0	PA: 38
2B: 0	SAC: 2	PB: 1	
3B: 0	DP: 1	SB: 1	
HR: 3	HBP: 0	CS: 0	

PITCHER		IP	WLS	BF	H	R	ER	SO	BB	IBB	HBP	BLK	WP	HR	S	P	ERA	WHIP
Jon Matlack, L (1, 1) ERA: 2.49		5.0		22	6	6	5	1	2	0	0	0	0	2	22	30	9.00	1.600
Hank Webb, R (6, 1) ERA: 4.22		2.0		8	2	1	1	0	0	0	0	0	0	1	8	8	4.50	1.000
Bob Apodaca, R (8, 1) ERA: 2.18		1.2	L	8	2	1	1	0	0	1	0	0	0	0	7	11	5.40	1.200

PITCHER	IP	WLS	BF	H	R	ER	SO	BB	IBB	HBP	BLK	WP	HR	S	P	ERA	WHIP

livebaseballscorecards.com

Batter	1	2	3	4	5	6	7	8	9	AB	R	H	RBI	BB	SO	LOB
Mike Phillips, L (1, 4) OBP: 0.313, SLG: 0.313	G3		4-3	1-2 2-3 3-H 1B		F8		K		5	0	1	1	0	1	2
Del Unser, L (1, 8) OBP: 0.270, SLG: 0.339	G1-6-3 BB		1-4-3	SF7 2-3 3-H		4-3		F7		3	0	0	1	1	0	2
Ed Kranepool, L (1, 7) OBP: 0.325, SLG: 0.355	G1-6-3 1-2f		BB	6-3			E1 2B		G4-6-3 1B 1B	4	1	1	0	1	0	3
Dave Kingman, R (1, 9) OBP: 0.295, SLG: 0.635		HR	F5		HR		F8 1-H 2B		G4-6-3 1-2 1B	5	2	4	3	0	0	1
Joe Torre, R (1, 3) OBP: 0.431, SLG: 0.508		FC3-6 2B		E S 1B 1B	6-3		F8 2-3		G4-6-3 1-2f 2-3	5	1	2	0	0	0	3
Ron Hodges, L (1, 2) OBP: 0.455, SLG: 0.464		K		BB 1B 1B 1-3 BB	K		1-3		4-3	4	1	0	0	1	2	3
Roy Staiger, R (1, 5) OBP: 0.176, SLG: 0.125		FC3-6 BB		1B BB SF7 1-2 3-H 1B	F7		F7			3	1	1	1	1	0	1
Bud Harrelson, S (1, 6) OBP: 0.427, SLG: 0.341		FC3-6 FC6 1-2f 2-3		SF7 1B 1-2 2-3 BB		SH1-4 BB		SH1-4 1B		2	0	1	0	2	0	2
Jerry Koosman, R (1, 1) OBP: 0.385, SLG: 0.462		FC6 1-2f		K		SH1-4 1-2		SH1-4 1-2		2	0	0	0	0	1	5
Skip Lockwood, R (9, 1) OBP: 0.600, SLG: 0.500										0	0	0	0	0	0	0
Inning Stats	R: 0 E: 0 K: 0 S: 2 H: 0 LOB: 0 BB: 1 P: 6	R: 1 E: 0 K: 1 S: 7 H: 2 LOB: 2 BB: 1 P: 11	R: 0 E: 0 K: 0 S: 3 H: 0 LOB: 1 BB: 1 P: 7	R: 3 E: 0 K: 1 S: 8 H: 3 LOB: 2 BB: 2 P: 16	R: 1 E: 0 K: 1 S: 6 H: 1 LOB: 0 BB: 0 P: 6	R: 0 E: 0 K: 0 S: 3 H: 0 LOB: 1 BB: 1 P: 7	R: 1 E: 1 K: 0 S: 5 H: 1 LOB: 1 BB: 0 P: 5	R: 0 E: 0 K: 1 S: 6 H: 1 LOB: 1 BB: 0 P: 6	R: 0 E: 0 K: 0 S: 4 H: 2 LOB: 0 BB: 0 P: 4	1B: 6 2B: 2 3B: 0 HR: 2	SF: 1 SAC: 2 DP: 2 HBP: 0						

TOP

New York Mets @ Atlanta Braves

Atlanta-Fulton County Stadium, Atlanta, GA

Wed May 12 1976, 7:05 PM EDT

Att. 8,408 - Unknown

livebaseballscorecards.com

AB	33
R	6
H	10
RBI	6
BB	6
SO	4
LOB	22

WP: 0 PB: 0 SB: 1 CS: 0 PA: 42

PITCHER		IP	WLS	BF	H	R	ER	SO	BB	IBB	HBP	BLK	WP	HR	S	P	ERA	WHIP
Andy Messersmith, R ERA: 5.11	(1, 1)	5.0	L	25	6	5	5	3	5	0	0	0	0	2	26	46	9.00	2.200
Bruce Dal Canton, R ERA: 1.08	(6, 1)	2.0		9	1	1	0	0	1	0	0	0	0	0	8	12	0.00	1.000
Pablo Torrealba, L ERA: 5.4	(8, 1)	2.0		8	3	0	0	1	0	0	0	0	0	0	10	10	0.00	1.500

PITCHER	IP	WLS	BF	H	R	ER	SO	BB	IBB	HBP	BLK	WP	HR	S	P	ERA	WHIP

Batter	1	2	3	4	5	6	7	8	9	AB	R	H	RBI	BB	SO	LOB
Lee Lacy, R (1, 8) OBP: 0.276, SLG: 0.344	SH1-4 1B		5-3		F8			6-3	F8	5	0	1	0	0	0	2
Jerry Royster, R (1, 5) OBP: 0.259, SLG: 0.231	SH1-4 1-2		CS 1B			6-3		5-3		3	0	1	0	0	0	0
Tom Paciorek, R (1, 7) OBP: 0.214, SLG: 0.205	5-3		CS 1-2	FC5-4 BB		F9		6-3		3	0	0	0	1	0	1
Ken Henderson, S (1, 9) OBP: 0.341, SLG: 0.415	K			FC5-4 1-2f		P3			F7	4	0	0	0	0	1	2
Earl Williams, R (1, 3) OBP: 0.255, SLG: 0.356		K		F2			F9 BB 1B		HR 1B	4	1	2	0	0	1	1
Vic Correll, R (1, 2) OBP: 0.375, SLG: 0.472		L9		F4			F8		HR 1-2 1B	4	1	1	0	0	0	2
Marty Perez, R (1, 4) OBP: 0.311, SLG: 0.405		1B			2-3 1B		BB 1-2		F7	3	0	2	0	1	0	2
Darrel Chaney, S (1, 6) OBP: 0.322, SLG: 0.289 Jimmy Wynn, R (9, PH) OBP: 0.393, SLG: 0.371		F9			2-3 1-2		F9 2-3		HR 1-H 2-H	3 1	0 1	0 1	0 3	0 0	0 0	4 0
Andy Messersmith, R (1, 1) OBP: 0.182, SLG: 0.182 Rod Gilbreath, R (5, PH) OBP: 0.429, SLG: 0.364 Bruce Dal Canton, R (6, 1) Cito Gaston, R (7, PH) OBP: 0.368, SLG: 0.529 Pablo Torrealba, L (8, 1) Rowland Office, L (9, PH) OBP: 0.301, SLG: 0.293			5-3		F3		L5		E3	1 1 0 1 0 0 1	0 0 0 0 0 0 0	0 0 0 0 0 0 0	0 0 0 0 0 0 0	0 0 0 0 0 0 0	0 1 0 0 2 0 0	0 1 0 0 0 0 0
Inning Stats	R: 0 E: 0 K: 1 S: 6 H: 1 LOB: 1 BB: 0 P: 6	R: 0 E: 0 K: 1 S: 6 H: 1 LOB: 1 BB: 0 P: 6	R: 0 E: 0 K: 0 S: 3 H: 1 LOB: 0 BB: 0 P: 3	R: 0 E: 0 K: 0 S: 3 H: 0 LOB: 1 BB: 1 P: 7	R: 0 E: 0 K: 0 S: 4 H: 1 LOB: 1 BB: 0 P: 4	R: 0 E: 0 K: 0 S: 3 H: 0 LOB: 0 BB: 0 P: 3	R: 0 E: 0 K: 0 S: 4 H: 1 LOB: 2 BB: 1 P: 8	R: 0 E: 0 K: 0 S: 3 H: 0 LOB: 0 BB: 0 P: 3	R: 3 E: 1 K: 0 S: 7 H: 3 LOB: 1 BB: 0 P: 7	1B: 7 2B: 0 3B: 0 HR: 1	SF: 0 SAC: 1 DP: 0 HBP: 0					

PITCHER		IP	WLS	BF	H	R	ER	SO	BB	IBB	HBP	BLK	WP	HR	S	P	ERA	WHIP
Jerry Koosman, L ERA: 3.09	(1, 1)	8.2	W	36	8	3	3	2	2	0	0	0	0	1	38	46	3.12	1.154
Skip Lockwood, R ERA: 2.55	(9, 1)	0.1	S	1	0	0	0	0	0	0	0	0	0	0	1	1	0.00	0.000

PITCHER	IP	WLS	BF	H	R	ER	SO	BB	IBB	HBP	BLK	WP	HR	S	P	ERA	WHIP

New York Mets @ Atlanta Braves

Atlanta-Fulton County Stadium, Atlanta, GA

Wed May 12 1976, 7:05 PM EDT

Att. 8,408 - Unknown

BOTTOM

livebaseballscorecards.com

AB	34
R	3
H	8
RBI	3
BB	2
SO	2
LOB	17

1B: 7	SF: 0	WP: 0	PA: 38
2B: 0	SAC: 1	PB: 0	
3B: 0	DP: 0	SB: 0	
HR: 1	HBP: 0	CS: 1	

Batter	1	2	3	4	5	6	7	8	9	AB	R	H	RBI	BB	SO	LOB
Del Unser, L (1, 8) OBP: 0.262, SLG: 0.328	6-3			4-3		G4-6-3 1-2f			6-3	4	0	0	0	0	0	1
Felix Millan, R (1, 4) OBP: 0.375, SLG: 0.400	L4-3 1B			5-3			5-3		BBBB G6-4-3 BB	3	0	1	0	1	0	0
Ed Kranepool, L (1, 7) OBP: 0.322, SLG: 0.360	L4-3 1-2			F8			2B		G6-4-3 1-2f	4	0	1	0	0	0	2
Dave Kingman, R (1, 9) OBP: 0.289, SLG: 0.620		SSS K			E6 G4-6-3		SSS K			3	0	0	0	0	2	1
Joe Torre, R (1, 3) OBP: 0.412, SLG: 0.484		6-3			G4-6-3 1-2f		6-3			3	0	0	0	0	0	2
Wayne Garrett, L (1, 5) OBP: 0.317, SLG: 0.269		L8			FC6-4 1B			F9		3	0	1	0	0	0	0
Jerry Grote, R (1, 2) OBP: 0.394, SLG: 0.329			6-3		FC6-4 1-2f			6-3		3	0	0	0	0	0	1
Bud Harrelson, S (1, 6) OBP: 0.416, SLG: 0.330			1-3			6-3		L7		3	0	0	0	0	0	0
Mickey Lolich, S (1, 1) OBP: 0.231, SLG: 0.167 Ken Sanders, R (7, 1) Benny Ayala, R (9, PH) OBP: 0.235, SLG: 0.375			SSS K			BBBB G4-6-3 BB			HR	1 0 1	0 0 1	0 0 1	0 0 1	1 0 0	1 0 0	0 0 0
Inning Stats	R: 0 E: 0 K: 0 S: 3 H: 1 LOB: 0 BB: 0 P: 3	R: 0 E: 0 K: 1 S: 5 H: 0 LOB: 0 BB: 0 P: 5	R: 0 E: 0 K: 1 S: 5 H: 0 LOB: 0 BB: 0 P: 5	R: 0 E: 0 K: 0 S: 3 H: 0 LOB: 0 BB: 0 P: 3	R: 0 E: 1 K: 0 S: 4 H: 1 LOB: 1 BB: 0 P: 4	R: 0 E: 0 K: 0 S: 2 H: 0 LOB: 0 BB: 1 P: 6	R: 0 E: 0 K: 1 S: 6 H: 1 LOB: 1 BB: 0 P: 6	R: 0 E: 0 K: 0 S: 3 H: 0 LOB: 0 BB: 0 P: 3	R: 1 E: 0 K: 0 S: 3 H: 1 LOB: 0 BB: 1 P: 7	1B: 2 2B: 2 3B: 0 HR: 1 SF: 0 SAC: 0 DP: 4 HBP: 0						

PITCHER	IP	WLS	BF	H	R	ER	SO	BB	IBB	HBP	BLK	WP	HR	S	P	ERA	WHIP
Jack Billingham, R (1, 1) ERA: 4.34	9.0	W	30	4	1	1	3	2	0	0	0	0	1	34	42	1.00	0.667

PITCHER	IP	WLS	BF	H	R	ER	SO	BB	IBB	HBP	BLK	WP	HR	S	P	ERA	WHIP

TOP

New York Mets @ Cincinnati Reds

Riverfront Stadium, Cincinnati, OH

Fri May 14 1976, 7:05 PM EDT

Att. 36,057 - Unknown

livebaseballscorecards.com

AB	28
R	1
H	4
RBI	1
BB	2
SO	3
LOB	7

PA: 30

WP: 0
PB: 0
SB: 0
CS: 0

Batter	1	2	3	4	5	6	7	8	9	AB	R	H	RBI	BB	SO	LOB
Pete Rose, S (1, 5) OBP: 0.496, SLG: 0.556	4-3		BB		6-3		P6			3	0	0	0	1	0	1
Ken Griffey, L (1, 9) OBP: 0.386, SLG: 0.471	K		K2-3			F9	F8			4	0	0	0	0	2	2
Joe Morgan, L (1, 4) OBP: 0.475, SLG: 0.602	S BB			P6		K		6-3 SF8 2B		3	1	1	0	1	1	0
Tony Perez, R (1, 3) OBP: 0.310, SLG: 0.400	F8 1-2			E6 WP S E		E5 HR		6-3 2-3		4	2	0	0	0	0	2
Johnny Bench, R (1, 2) OBP: 0.371, SLG: 0.593		P6		K 1-3		1-H HR		SF8 3-H		3	1	1	3	0	1	1
George Foster, R (1, 8) OBP: 0.374, SLG: 0.457 (8, 7)		6-3		E5 3-H		G3		F8		4	0	0	0	0	0	0
Bob Bailey, R (1, 7) OBP: 0.314, SLG: 0.441 Cesar Geronimo, L (8, 8) OBP: 0.410, SLG: 0.469		K	K	K			L6			3 0	0 0	0 0	0 0	0 0	2 0	1 0
Dave Concepcion, R (1, 6) OBP: 0.288, SLG: 0.327			K		6-3		2B			3	1	1	0	0	1	0
Jack Billingham, R (1, 1) OBP: 0.294, SLG: 0.313			5-3		K		2-H 2B			3	0	1	1	0	1	0
Inning Stats	R: 0 E: 0 K: 1 S: 5 H: 0 LOB: 1 BB: 1 P: 9	R: 0 E: 0 K: 1 S: 5 H: 0 LOB: 0 BB: 0 P: 5	R: 0 E: 0 K: 2 S: 7 H: 0 LOB: 1 BB: 1 P: 11	R: 1 E: 2 K: 2 S: 9 H: 0 LOB: 1 BB: 0 P: 9	R: 0 E: 0 K: 1 S: 5 H: 0 LOB: 0 BB: 0 P: 5	R: 2 E: 1 K: 1 S: 7 H: 1 LOB: 0 BB: 0 P: 7	R: 1 E: 0 K: 0 S: 5 H: 2 LOB: 1 BB: 0 P: 5	R: 1 E: 0 K: 0 S: 4 H: 1 LOB: 0 BB: 0 P: 4		1B: 0 2B: 3 3B: 0 HR: 1	SF: 1 SAC: 0 DP: 0 HBP: 0					

BOTTOM

New York Mets @ Cincinnati Reds

Riverfront Stadium, Cincinnati, OH

Fri May 14 1976, 7:05 PM EDT

Att. 36,057 - Unknown

livebaseballscorecards.com

AB	30
R	5
H	4
RBI	4
BB	2
SO	8
LOB	7

WP: 1 PB: 0 SB: 2 CS: 0 PA: 33

PITCHER		IP	WLS	BF	H	R	ER	SO	BB	IBB	HBP	BLK	WP	HR	S	P	ERA	WHIP
Mickey Lolich, L ERA: 3.14	(1, 1)	6.1	L	27	3	4	1	8	2	0	0	0	1	1	41	49	1.42	0.789
Ken Sanders, R ERA: 1.04	(7, 1)	1.2		6	1	1	1	0	0	0	0	0	0	0	6	6	5.40	0.600

PITCHER	IP	WLS	BF	H	R	ER	SO	BB	IBB	HBP	BLK	WP	HR	S	P	ERA	WHIP

New York Mets @ Cincinnati Reds

Riverfront Stadium, Cincinnati, OH

Sat May 15 1976, 7:05 PM EDT

Att. 34,186 - Unknown

TOP

livebaseballscorecards.com

Batter	1	2	3	4	5	6	7	8	9	AB	R	H	RBI	BB	SO	LOB
Bud Harrelson, S (1, 6) OBP: 0.405, SLG: 0.319	x 0-0 ① 4-3		S S S 0-3 ② K			S S S 0-3 ① K		x 0-0 ③ F9		3	0	0	0	0	2	0
Wayne Garrett, L (8, PH) OBP: 0.314, SLG: 0.267 (8, 6)										1	0	0	0	0	0	1
Felix Millan, R (1, 4) OBP: 0.364, SLG: 0.387	x 0-0 ② P5		x 0-0 ③ F7			x 0-0 ② 5-3			x 0-0 ① 5-3	4	0	0	0	0	0	0
John Milner, L (1, 7) OBP: 0.583, SLG: 0.792	x 0-0 BB 1B			x 0-0 ① 4-3		x 0-0 ③ P6			x 0-0 2B	4	0	2	0	0	0	0
Bruce Boisclair, L (9, PR) OBP: 0.326, SLG: 0.341										0	0	0	0	0	0	0
Dave Kingman, R (1, 9) OBP: 0.295, SLG: 0.621	B B B B 4-0 1-2 BB			x 0-0 4-3 2B			x 0-0 ① F7		S S S 0-3 ② K	3	0	1	0	1	1	1
Ed Kranepool, L (1, 3) OBP: 0.312, SLG: 0.348	S S S 0-3 ③ K			x 0-0 ② 4-3 2-3			x 0-0 ② 4-3		x 0-0 ③ 4-3	4	0	0	0	0	1	4
Jerry Grote, R (1, 2) OBP: 0.381, SLG: 0.318		x 0-0 ① 4-3		x 0-0 ③ 5-3			x 0-0 ③ 1-6-3			3	0	0	0	0	0	1
Del Unser, L (1, 8) OBP: 0.256, SLG: 0.319		S S S 0-3 ② K			S S S 0-3 ① K			S S S 0-3 ① K		3	0	0	0	0	3	0
Roy Staiger, R (1, 5) OBP: 0.167, SLG: 0.118		x 0-0 ③ F3			S S S 0-3 ② K			x 0-0 2B		1	0	0	0	0	0	0
Joe Torre, R (3, 5) OBP: 0.414, SLG: 0.500										2	0	1	0	0	1	0
Tom Seaver, R (1, 1) OBP: 0.217, SLG: 0.100			x 0-0 ① F8		x 0-0 ③ 5-3			S S S 0-3 ② K		2	0	0	0	0	0	0
Benny Ayala, R (8, PH) OBP: 0.222, SLG: 0.353										1	0	0	0	0	1	1
Bob Apodaca, R (8, 1) OBP: 0.500, SLG: 0.750										0	0	0	0	0	0	0

Inning Stats	1	2	3	4	5	6	7	8	9
R:	0	0	0	0	0	0	0	0	0
E:	0	0	0	0	0	0	0	0	0
K:	1	1	1	0	2	1	0	2	1
S:	6	5	5	4	7	5	3	8	6
H:	1	0	0	1	0	0	0	1	1
LOB:	2	0	0	1	0	0	0	1	1
BB:	1	0	0	0	0	0	0	0	0
P:	10	5	5	4	7	5	3	8	6

1B:	1
2B:	3
3B:	0
HR:	0
SF:	0
SAC:	0
DP:	0
HBP:	0

WP:	0
PB:	0
SB:	0
CS:	0
PA:	32

AB	31
R	0
H	4
RBI	0
BB	1
SO	9
LOB	8

PITCHER	IP	WLS	BF	H	R	ER	SO	BB	IBB	HBP	BLK	WP	HR	S	P	ERA	WHIP
Santo Alcala, R (1, 1) ERA: 4.26	9.0	W	32	4	0	0	9	1	0	0	0	0	0	49	53	0.00	0.556

PITCHER	IP	WLS	BF	H	R	ER	SO	BB	IBB	HBP	BLK	WP	HR	S	P	ERA	WHIP

Batter	1	2	3	4	5	6	7	8	9	AB	R	H	RBI	BB	SO	LOB
Pete Rose, S (1, 5) OBP: 0.483, SLG: 0.537	4-3		F8		4-3		K 2-3			4	0	0	0	0	1	1
Ken Griffey, L (1, 9) OBP: 0.390, SLG: 0.472	K		4-3		FC4-6 1B			G4-6-3 1B		4	0	2	0	0	1	0
Joe Morgan, L (1, 4) OBP: 0.476, SLG: 0.594	1-3		CS BB		FC4-6 1-2f			G4-6-3 1-2		3	0	1	0	1	0	1
Dan Driessen, L (1, 7) OBP: 0.375, SLG: 0.429 Cesar Geronimo, L (9, 8) OBP: 0.410, SLG: 0.469		1B S BB	CS 1-2	F2	K 1-2			G4-6-3 1-2f 2-3		3 0	1 0	0 0	0 0	1 0	1 0	3 0
Johnny Bench, R (1, 2) OBP: 0.366, SLG: 0.571		F2		1B BB		K		K		3	0	0	0	1	2	2
Tony Perez, R (1, 3) OBP: 0.310, SLG: 0.398		S 3B 1-3 1B		K		F6				3	1	1	0	0	1	1
George Foster, R (1, 8) OBP: 0.373, SLG: 0.454 (9, 7)		K 1-2 3-H		IBB 1-3 1B		L7				3	0	1	0	0	1	1
Dave Concepcion, R (1, 6) OBP: 0.305, SLG: 0.357		2-H 3B		1-2 IBB			CS S 1B			2	0	2	1	1	0	0
Santo Alcala, R (1, 1) OBP: 0.200, SLG: 0.200		K		K			K 1-2			3	0	0	0	0	3	5
Inning Stats	R: 0 E: 0 K: 1 S: 5 H: 0 LOB: 0 BB: 0 P: 5	R: 2 E: 0 K: 2 S: 9 H: 2 LOB: 1 BB: 1 P: 13	R: 0 E: 0 K: 0 S: 2 H: 0 LOB: 0 BB: 1 P: 6	R: 0 E: 0 K: 2 S: 8 H: 1 LOB: 3 BB: 2 P: 16	R: 0 E: 0 K: 1 S: 6 H: 1 LOB: 1 BB: 0 P: 6	R: 0 E: 0 K: 1 S: 5 H: 0 LOB: 0 BB: 0 P: 5	R: 0 E: 0 K: 2 S: 7 H: 1 LOB: 1 BB: 0 P: 7	R: 0 E: 0 K: 1 S: 6 H: 2 LOB: 1 BB: 0 P: 6		1B: 6 2B: 1 3B: 1 HR: 0 SF: 0 SAC: 0 DP: 2 HBP: 0				WP: 0 PB: 0 SB: 4 CS: 2 PA: 33		

PITCHER		IP	WLS	BF	H	R	ER	SO	BB	IBB	HBP	BLK	WP	HR	S	P	ERA	WHIP
Tom Seaver, R ERA: 2.24	(1, 1)	7.0	L	28	5	2	2	9	3	1	0	0	0	0	42	58	2.57	1.143
Bob Apodaca, R ERA: 2.08	(8, 1)	1.0		4	2	0	0	1	0	0	0	0	0	0	6	6	0.00	2.000

PITCHER	IP	WLS	BF	H	R	ER	SO	BB	IBB	HBP	BLK	WP	HR	S	P	ERA	WHIP

New York Mets @ Cincinnati Reds

Riverfront Stadium, Cincinnati, OH

Sat May 15 1976, 7:05 PM EDT

Att. 34,186 - Unknown

BOTTOM

livebaseballscorecards.com

AB	28
R	2
H	7
RBI	1
BB	4
SO	10
LOB	14

Batter	1	2	3	4	5	6	7	8	9	AB	R	H	RBI	BB	SO	LOB
Mike Phillips, L (1, 6) (9, 5) OBP: 0.286, SLG: 0.286	F4-6-3 1B		F4-3	F4-3			FC1-5 1-2 2-3f	P6		5	0	1	0	0	0	5
Felix Millan, R (1, 4) OBP: 0.352, SLG: 0.372	F7		F8		F4		K		6-3	5	0	0	0	0	1	3
John Milner, L (1, 7) OBP: 0.554, SLG: 0.736	F4-6-3 1-2		K		K		F8		1B 1B	5	0	1	0	0	2	3
Dave Kingman, R (1, 9) (3, 3) Bud Harrelson, S (9, PR) (9, 6) OBP: 0.313, SLG: 0.625 OBP: 0.405, SLG: 0.319		HR 1B		HR 1B	F7			BB 1B FC4-6 BB	1-2 1B	4 0	3 0	3 0	0 0	1 0	0 0	0 0
Ed Kranepool, L (1, 3) (3, 9) OBP: 0.315, SLG: 0.375		1-H HR		F9		F8		FC4-6 BB 1-2 1B	F8	5	2	2	2	0	0	3
Joe Torre, R (1, 5) (9, 3) OBP: 0.413, SLG: 0.535		CS 1B		1-H HR		K		K	G3	5	1	2	2	0	2	4
Ron Hodges, L (1, 2) OBP: 0.486, SLG: 0.516		G3 1-2 1B		F4-3 2B		F8		FC4-6 1-2 2-3 BB		3	1	2	0	1	0	0
Del Unser, L (1, 8) OBP: 0.256, SLG: 0.317		G3 1-2		F4-3 2-3			FC1-5 BB 1B	FC4-6 1-2f 2-3 3-H 1B		4	0	1	1	0	0	4
Jon Matlack, L (1, 1) OBP: 0.286, SLG: 0.222		K		3-H			FC1-5 1-2 BB	1-2 3-H 1B		3	0	2	2	1	1	1
Inning Stats	R: 0 H: 1 E: 0 LOB: 0 K: 0 BB: 0 S: 3 P: 3	R: 2 H: 4 E: 0 LOB: 1 K: 1 BB: 0 S: 8 P: 8	R: 0 H: 0 E: 0 LOB: 0 K: 1 BB: 0 S: 5 P: 5	R: 3 H: 4 E: 0 LOB: 1 K: 0 BB: 0 S: 7 P: 7	R: 0 H: 0 E: 0 LOB: 0 K: 1 BB: 0 S: 5 P: 5	R: 0 H: 0 E: 0 LOB: 0 K: 1 BB: 0 S: 5 P: 5	R: 0 H: 1 E: 0 LOB: 2 K: 1 BB: 1 S: 6 P: 10	R: 2 H: 2 E: 0 LOB: 2 K: 1 BB: 2 S: 7 P: 15	R: 0 H: 2 E: 0 LOB: 2 K: 0 BB: 0 S: 5 P: 5	1B: 10 SF: 0 2B: 2 SAC: 0 3B: 0 DP: 1 HR: 2 HBP: 0						

TOP

New York Mets @ Cincinnati Reds

Riverfront Stadium, Cincinnati, OH

Sun May 16 1976, 3:33 AM EDT

Unknown

livebaseballscorecards.com

AB	39
R	7
H	14
RBI	7
BB	3
SO	6
LOB	23

WP: 0 PA: 42
PB: 0
SB: 0
CS: 1

PITCHER		IP	WLS	BF	H	R	ER	SO	BB	IBB	HBP	BLK	WP	HR	S	P	ERA	WHIP
Gary Nolan, R ERA: 2.82	(1, 1)	4.0	L	19	9	5	5	2	0	0	0	0	0	2	23	23	11.25	2.250
Fred Norman, L ERA: 4.0	(5, 1)	3.0		11	1	0	0	3	1	0	0	0	0	0	16	20	0.00	0.667
Pedro Borbon, R ERA: 5.94	(8, 1)	0.1		4	1	2	2	1	2	0	0	0	0	0	4	12	54.00	9.000
Will McEnaney, L ERA: 7.36	(8, 1)	1.2		8	3	0	0	0	0	0	0	0	0	0	8	8	0.00	1.800

PITCHER	IP	WLS	BF	H	R	ER	SO	BB	IBB	HBP	BLK	WP	HR	S	P	ERA	WHIP

New York Mets @ Cincinnati Reds

Riverfront Stadium, Cincinnati, OH

Sun May 16 1976, 3:33 AM EDT

Unknown

BOTTOM

Batter	1	2	3	4	5	6	7	8	9	AB	R	H	RBI	BB	SO	LOB
Pete Rose, S (1, 5) OBP: 0.483, SLG: 0.560	FC6-4 1B		6-3		6-3			HR		4	1	2	1	0	0	0
Dave Concepcion, R (1, 6) OBP: 0.303, SLG: 0.353	FC6-4 4-3 S 1B 1-2f		5-3			F9 S 6-3 1B		F8		4	2	1	0	0	0	1
Johnny Bench, R (1, 2) OBP: 0.352, SLG: 0.545	4-3 1-3		F7			F9 1-3		B1-3		4	0	0	0	0	0	2
Tony Perez, R (1, 3) OBP: 0.308, SLG: 0.393	E S 1B 3-H 1B			F8		6-3 3-H		S S S K		4	1	1	2	0	1	0
George Foster, R (1, 9) OBP: 0.369, SLG: 0.446	1-H 1B			F8		5-3			F7	4	0	1	1	0	0	0
Bob Bailey, R (1, 7) OBP: 0.333, SLG: 0.500	F7			2B			6-3		1B 2B	4	1	2	0	0	0	1
Joel Youngblood, R (1, 8) OBP: 0.333, SLG: 0.393		S S S K		6-3			F7		F7	4	0	0	0	0	1	2
Doug Flynn, R (1, 4) OBP: 0.320, SLG: 0.292		F6-3			F6-3		1B		2-H 1B	4	0	2	1	0	0	0
Gary Nolan, R (1, 1) OBP: 0.235, SLG: 0.235 Fred Norman, S (5, 1) OBP: 0.143, SLG: 0.143 Ed Armbrister, R (7, PH) OBP: 0.333, SLG: 0.333 Pedro Borbon, R (8, 1) OBP: 0.500, SLG: 0.500 Will McEnaney, L (8, 1) Dan Driessen, L (9, PH) OBP: 0.367, SLG: 0.417		G3			F8		6-3		S S S K	1 1 1 0 0 1	0 0 0 0 0 0	0 0 0 0 0 1	0 0 0 0 0 1	0 0 0 0 0 1	0 0 0 0 0 0	0 0 1 0 0 1
Inning Stats	R: 2 E: 0 K: 0 S: 6 H: 3 LOB: 1 BB: 0 P: 6	R: 0 E: 0 K: 1 S: 5 H: 0 LOB: 0 BB: 0 P: 5	R: 0 E: 0 K: 0 S: 3 H: 0 LOB: 0 BB: 0 P: 3	R: 0 E: 0 K: 0 S: 4 H: 1 LOB: 1 BB: 0 P: 4	R: 0 E: 0 K: 0 S: 3 H: 0 LOB: 0 BB: 0 P: 3	R: 1 E: 0 K: 0 S: 4 H: 1 LOB: 0 BB: 0 P: 4	R: 0 E: 0 K: 0 S: 4 H: 1 LOB: 1 BB: 0 P: 4	R: 1 E: 0 K: 1 S: 6 H: 1 LOB: 0 BB: 0 P: 6	R: 1 E: 0 K: 1 S: 7 H: 2 LOB: 1 BB: 0 P: 7	1B: 6 2B: 2 3B: 0 HR: 1	SF: 0 SAC: 0 DP: 0 HBP: 0						

livebaseballscorecards.com

AB	36
R	5
H	9
RBI	5
BB	0
SO	3
LOB	8

WP: 0 PB: 0 SB: 3 CS: 0 PA: 36

PITCHER		IP	WLS	BF	H	R	ER	SO	BB	IBB	HBP	BLK	WP	HR	S	P	ERA	WHIP
Jon Matlack, L ERA: 2.87	(1, 1)	9.0	W	36	9	5	5	3	0	0	0	0	0	1	42	42	5.00	1.000

PITCHER	IP	WLS	BF	H	R	ER	SO	BB	IBB	HBP	BLK	WP	HR	S	P	ERA	WHIP

New York Mets @ Cincinnati Reds

Riverfront Stadium, Cincinnati, OH

Sun May 16 1976, 3:38 AM EDT

Att. 45,148 - Unknown

TOP

livebaseballscorecards.com

Batter	1	2	3	4	5	6	7	8	9	AB	R	H	RBI	BB	SO	LOB
Bud Harrelson, S (1, 6) OBP: 0.403, SLG: 0.330	S S S 0-3 ① K		S S S 0-3 ① K		x 0-0 2B			x 0-0 ① F8		3	0	1	0	0	2	1
Mike Phillips, L (8, PH) OBP: 0.273, SLG: 0.273 (8, 6)										1	0	0	0	0	0	0
Felix Millan, R (1, 4) OBP: 0.349, SLG: 0.364	B B B B 4-0 BB		x 0-0 ②③ F4-6-3 1-2		x 0-0 ③ F7			x 0-0 ② 6-3		3	0	0	0	1	0	2
John Milner, L (1, 7) OBP: 0.536, SLG: 0.754	x 0-0 ② F9			x 0-0 HR		x 0-0 ① P6		x 0-0 ③ F4-3		4	1	1	1	0	0	1
Dave Kingman, R (1, 3) OBP: 0.311, SLG: 0.621	x 0-0 ③ F8			x 0-0 1B 2B		x 0-0 ② F7			x 0-0 ① 6-3	4	0	1	0	0	0	1
Joe Torre, R (1, 5) OBP: 0.397, SLG: 0.514		x 0-0 ① F8		x 0-0 ① 5-3		x 0-0 ③ F4-3			x 0-0 ② 6-3	3	0	0	0	0	0	1
Wayne Garrett, L (8, 5) OBP: 0.311, SLG: 0.264										1	0	0	0	0	0	0
Jerry Grote, R (1, 9) OBP: 0.406, SLG: 0.326		B B B B 4-0 BB		x 0-0 2-3 F4-6-3 1B			B B B B 4-0 FC4-6 BB		B B B B 4-0 BB	1	0	1	0	3	0	0
John Stearns, R (1, 2) OBP: 0.067, SLG: 0.067		x 0-0 ② F9		x 0-0 ②③ F4-6-3 1-2			x 0-0 ① FC4-6 1B 1-2f		x 0-0 ③ F8	4	0	0	0	0	0	5
Del Unser, L (1, 8) OBP: 0.257, SLG: 0.317		S S S 0-3 ③ K			x 0-0 ① F8		x 0-0 F6-4-3 1B 1-2			3	0	1	0	0	1	1
Craig Swan, R (1, 1)			B B B B 4-0 F4-6-3 BB		x 0-0 ② F9		x 0-0 ②③ F6-4-3 1-2			1	0	0	0	1	0	0
Ken Sanders, R (6, 1)										0	0	0	0	0	0	0
Ed Kranepool, L (7, PH) OBP: 0.313, SLG: 0.372										1	0	0	0	0	0	2
Hank Webb, R (7, 1)										0	0	0	0	0	0	0
Inning Stats	R: 0 E: 0 K: 1 S: 5 H: 0 LOB: 1 BB: 1 P: 9	R: 0 E: 0 K: 1 S: 5 H: 0 LOB: 1 BB: 1 P: 9	R: 0 E: 0 K: 1 S: 4 H: 0 LOB: 1 BB: 1 P: 8	R: 1 E: 0 K: 0 S: 5 H: 3 LOB: 1 BB: 0 P: 5	R: 0 E: 0 K: 0 S: 4 H: 1 LOB: 1 BB: 0 P: 4	R: 0 E: 0 K: 0 S: 3 H: 0 LOB: 0 BB: 0 P: 3	R: 0 E: 0 K: 0 S: 3 H: 1 LOB: 1 BB: 1 P: 7	R: 0 E: 0 K: 0 S: 3 H: 0 LOB: 0 BB: 0 P: 3	R: 0 E: 0 K: 0 S: 3 H: 0 LOB: 1 BB: 1 P: 7	1B: 2 2B: 2 3B: 0 HR: 1 SF: 0 SAC: 0 DP: 3 HBP: 0							

AB	29
R	1
H	5
RBI	1
BB	5
SO	3
LOB	14

WP: 0 PB: 0 SB: 0 CS: 0 PA: 34

PITCHER		IP	WLS	BF	H	R	ER	SO	BB	IBB	HBP	BLK	WP	HR	S	P	ERA	WHIP
Don Gullett, L ERA: 1.91	(1, 1)	5.0	W	20	4	1	1	3	3	0	0	0	0	1	23	35	1.80	1.400
Pat Darcy, R ERA: 6.15	(6, 1)	4.0	S	14	1	0	0	0	2	0	0	0	0	0	12	20	0.00	0.750

PITCHER	IP	WLS	BF	H	R	ER	SO	BB	IBB	HBP	BLK	WP	HR	S	P	ERA	WHIP

New York Mets @ Cincinnati Reds

Riverfront Stadium, Cincinnati, OH

Sun May 16 1976, 3:38 AM EDT

Att. 45,148 - Unknown

BOTTOM

livebaseballscorecards.com

Batter	1	2	3	4	5	6	7	8	9	AB	R	H	RBI	BB	SO	LOB
Pete Rose, S (1, 5) OBP: 0.480, SLG: 0.550	BB BB SF8 1B	K ②			G3 ①	BBB FC6 BB		6-3 ①		4	1	1	0	1	1	1
Ken Griffey, L (1, 9) OBP: 0.398, SLG: 0.482	BBB SF8 BB SF7 1-2 BB	S 2-3 1B			3B 2B	FC6 ③ 1-2f		F9 ②		4	2	2	0	1	0	1
Dan Driessen, L (1, 3) OBP: 0.370, SLG: 0.400	BBB SF7 S 2B 1-2 2-3 BB	L9 ③ 1-2			F7 ②		HBP BB 1B 1B	K ③		4	2	1	0	1	1	3
Mike Lum, L (1, 7) OBP: 0.381, SLG: 0.424	SF8 ① 2-3 3-H		CS HBP		3B BB		HBP 1B 1-2 BB			0	2	0	1	2	0	0
Cesar Geronimo, L (1, 8) OBP: 0.415, SLG: 0.500	SF7 ② 1-3 3-H		K ①② 1-2		1B 3B 1-H 2-H		1B 1-2 2-3 HBP			2	1	1	3	0	1	1
Dave Concepcion, R (1, 6) OBP: 0.316, SLG: 0.375	2B 3-H		K ③		BLK 1B 3-H		FC6-4 1B 1-2 2-H 3-H			4	0	3	4	0	1	0
Bill Plummer, R (1, 2) OBP: 0.342, SLG: 0.457	K ③			K ①	F7 ③ 1-2		F7 ①			4	0	0	0	0	2	4
Doug Flynn, R (1, 4) OBP: 0.310, SLG: 0.286		1B SH1-4 1B		F8 ②		F9 ①	F7 ②			4	0	1	0	0	0	2
Don Gullett, R (1, 1) OBP: 0.154, SLG: 0.154		SH1-4 ① 1-2		F8 ③		4-3 ②	FC6-4 ③ 1-2f			1	0	0	0	0	0	0
Pat Darcy, L (6, 1) OBP: 0.222, SLG: 0.222										2	0	0	0	0	0	2
Inning Stats	R: 3 H: 2 E: 0 LOB: 1 K: 1 BB: 2 S: 7 P: 15	R: 0 H: 2 E: 0 LOB: 2 K: 1 BB: 0 S: 7 P: 7	R: 0 H: 0 E: 0 LOB: 0 K: 2 BB: 0 S: 6 P: 7	R: 0 H: 0 E: 0 LOB: 0 K: 1 BB: 0 S: 5 P: 5	R: 3 H: 3 E: 0 LOB: 1 K: 0 BB: 1 S: 6 P: 10	R: 0 H: 0 E: 0 LOB: 1 K: 0 BB: 1 S: 3 P: 7	R: 2 H: 2 E: 0 LOB: 2 K: 0 BB: 1 S: 5 P: 10	R: 0 H: 0 E: 0 LOB: 0 K: 1 BB: 0 S: 5 P: 5		1B: 6 SF: 2 2B: 2 SAC: 1 3B: 1 DP: 0 HR: 0 HBP: 2						

	AB	29
	R	8
	H	9
	RBI	8
	BB	5
	SO	6
	LOB	14

WP: 0 PA: 39
PB: 0
SB: 2
CS: 1

PITCHER		IP	WLS	BF	H	R	ER	SO	BB	IBB	HBP	BLK	WP	HR	S	P	ERA	WHIP
Craig Swan, R ERA: 4.31	(1, 1)	5.0	L	25	7	6	6	5	3	0	1	1	0	0	31	44	10.80	2.000
Ken Sanders, R ERA: 0.93	(6, 1)	1.0		4	0	0	0	0	1	0	0	0	0	0	3	7	0.00	1.000
Hank Webb, R ERA: 4.97	(7, 1)	2.0		10	2	2	2	1	1	0	1	0	0	0	10	15	9.00	1.500

PITCHER	IP	WLS	BF	H	R	ER	SO	BB	IBB	HBP	BLK	WP	HR	S	P	ERA	WHIP

Philadelphia Phillies @ New York Mets

Shea Stadium, Flushing, NY

Wed May 19 1976, 7:05 PM EDT

Att. 12,836 - Unknown

TOP

livebaseballscorecards.com

Batter	1	2	3	4	5	6	7	8	9	AB	R	H	RBI	BB	SO	LOB
Dave Cash, R (1, 4) OBP: 0.338, SLG: 0.400	x 0-0 CS 1B		x 0-0 1B 1B		x 0-0 ② F9		x 0-0 ② FC6-5 2-3			4	0	2	0	0	0	1
Larry Bowa, S (1, 6) OBP: 0.366, SLG: 0.392	S S S 0-3 ①② K 1-2		x 0-0 1-2 1B		x 0-0 1B 2B		x 0-0 ③ F9			4	1	2	0	0	1	2
Mike Schmidt, R (1, 5) OBP: 0.438, SLG: 0.743	B B B B 4-0 FC6-4 BB		x 0-0 ③ F7		x 0-0 2-H 1B			B B B B 4-0 CS BB		2	0	1	1	2	0	2
Greg Luzinski, R (1, 7) OBP: 0.373, SLG: 0.495 Garry Maddox, R (8, 8) OBP: 0.389, SLG: 0.495	x 0-0 ③ FC6-4 1-2f			x 0-0 1B 1B 1B	x 0-0 ③ 6-3			S S S 0-3 ①② K 1-2		4 0	1 0	1 0	0 0	0 0	1 0	3 0
Ollie Brown, R (1, 9) OBP: 0.520, SLG: 0.605		S S S 0-3 ① K		x 0-0 1B 1-3 1B		B B B B 4-0 G5-4-3 BB		x 0-0 ③ F9		3	0	1	0	1	1	0
Dick Allen, R (1, 3) OBP: 0.347, SLG: 0.256 Tom Hutton, L (8, 3) OBP: 0.333, SLG: 0.143		S S S 0-3 ② K		S S S 0-3 ① K		x 0-0 ①② G5-4-3 1-2f			S S S 0-3 ① K	3 1	0 0	0 0	0 0	0 0	2 1	3 0
Jerry Martin, R (1, 8) OBP: 0.300, SLG: 0.278 (8, 7)		x 0-0 ③ 6-3		x 0-0 ② 1-3 3-H 1B		x 0-0 ③ L5			S S S 0-3 ② K	4	0	1	1	0	1	0
Bob Boone, R (1, 2) OBP: 0.359, SLG: 0.405			x 0-0 ① 2-3	x 0-0 ③ 4-3			x 0-0 ① F8		x 0-0 ③ F2	4	0	0	0	0	0	1
Larry Christenson, R (1, 1) OBP: 0.188, SLG: 0.267 Tug McGraw, R (7, 1) Gene Garber, R (8, 1) OBP: 0.667, SLG: 0.500 Tom Underwood, R (9, 1)		S S S 0-3 ② K			S S S 0-3 ① K		x 0-0 FC6-5 2B			3 0 0 0	0 0 0 0	1 0 0 0	0 0 0 0	0 0 0 0	2 0 0 0	0 0 0 0
Inning Stats	R: 0 H: 1 E: 0 LOB: 1 K: 1 BB: 1 S: 5 P: 9	R: 0 H: 0 E: 0 LOB: 0 K: 2 BB: 0 S: 7 P: 7	R: 0 H: 2 E: 0 LOB: 2 K: 1 BB: 0 S: 7 P: 7	R: 1 H: 3 E: 0 LOB: 1 K: 1 BB: 0 S: 7 P: 7	R: 1 H: 2 E: 0 LOB: 1 K: 1 BB: 0 S: 7 P: 7	R: 0 H: 0 E: 0 LOB: 0 K: 0 BB: 1 S: 2 P: 6	R: 0 H: 1 E: 0 LOB: 1 K: 0 BB: 0 S: 4 P: 4	R: 0 H: 0 E: 0 LOB: 0 K: 1 BB: 1 S: 4 P: 8	R: 0 H: 0 E: 0 LOB: 0 K: 2 BB: 0 S: 7 P: 7	1B: 7 SF: 0 2B: 2 SAC: 0 3B: 0 DP: 1 HR: 0 HBP: 0						

	AB	32
	R	2
	H	9
	RBI	2
	BB	3
	SO	9
	LOB	12

PITCHER		IP	WLS	BF	H	R	ER	SO	BB	IBB	HBP	BLK	WP	HR	S	P	ERA	WHIP
Mickey Lolich, L ERA: 3.06	(1, 1)	7.0	L	29	9	2	2	6	2	0	0	0	0	0	39	47	2.57	1.571
Skip Lockwood, R ERA: 2.29	(8, 1)	2.0		6	0	0	0	3	1	0	0	0	0	0	11	15	0.00	0.500

PITCHER	IP	WLS	BF	H	R	ER	SO	BB	IBB	HBP	BLK	WP	HR	S	P	ERA	WHIP

Batter	1	2	3	4	5	6	7	8	9	AB	R	H	RBI	BB	SO	LOB
Del Unser, L (1, 8) OBP: 0.264, SLG: 0.331	2B	4-3			FC3-6 1B 1B		P6		SH2-3 2-3	4	0	2	0	0	0	4
Felix Millan, R (1, 4) OBP: 0.344, SLG: 0.358	6-3		6-3		FC3-6 1-2 1B		G5-4-3 1-2f		K	5	0	1	0	0	1	4
John Milner, L (1, 7) OBP: 0.514, SLG: 0.705	BB		4-3		FC3-6 FC6-4 1-2f 2-3			F6	3-1	4	0	0	0	1	0	3
Dave Kingman, R (1, 3) OBP: 0.303, SLG: 0.604	F8		K		FC6-4 1-2f			K		4	0	0	0	0	2	4
Ed Kranepool, L (1, 9) OBP: 0.319, SLG: 0.371	3-1			4-3		G6-4-3 1B		BB 1B 1B		3	1	1	0	1	0	2
Joe Torre, R (1, 5) OBP: 0.402, SLG: 0.513		F8		FC4-6 1B		G6-4-3 1-2f		1B 1-2		4	0	2	0	0	0	1
Ron Hodges, L (1, 2) OBP: 0.475, SLG: 0.485 Jerry Grote, R (8, PH) OBP: 0.412, SLG: 0.333 (9, 2)	BB			FC4-6 S 1-2f		6-3		1B 1-2 2-H		2 1	0 0	0 1	0 1	1 0	0 0	1 0
Bud Harrelson, S (1, 6) OBP: 0.405, SLG: 0.326 Bruce Boisclair, L (7, PH) OBP: 0.341, SLG: 0.341 Mike Phillips, L (8, 6) OBP: 0.273, SLG: 0.273 Benny Ayala, R (8, PH) OBP: 0.211, SLG: 0.333 Roy Staiger, R (9, 6) OBP: 0.167, SLG: 0.118	BB 1-2		K 1-2				1B BB	F5		1 0 0 1 0	0 0 0 0 0	0 0 0 0 0	0 0 0 0 0	1 1 0 0 0	1 0 0 0 0	1 0 0 2 0
Mickey Lolich, S (1, 1) OBP: 0.200, SLG: 0.143 Wayne Garrett, L (7, PH) OBP: 0.317, SLG: 0.271 Skip Lockwood, R (8, 1) OBP: 0.600, SLG: 0.500 Leon Brown, R (9, PH) OBP: 1.000, SLG: 2.000		F2			K		G5-4-3 1-3 1B		SH2-3 2B	2 1 0 1	0 0 0 0	0 1 0 0	0 0 0 0	0 0 0 0	1 0 0 0	2 0 0 0
Inning Stats	R: 0 E: 0 K: 0 S: 4 H: 1 LOB: 2 BB: 1 P: 8	R: 0 E: 0 K: 0 S: 3 H: 0 LOB: 2 BB: 2 P: 11	R: 0 E: 0 K: 1 S: 5 H: 0 LOB: 0 BB: 0 P: 5	R: 0 E: 0 K: 1 S: 6 H: 1 LOB: 1 BB: 0 P: 6	R: 0 E: 0 K: 1 S: 7 H: 2 LOB: 2 BB: 0 P: 7	R: 0 E: 0 K: 0 S: 3 H: 1 LOB: 0 BB: 0 P: 3	R: 0 E: 0 K: 0 S: 3 H: 1 LOB: 1 BB: 1 P: 7	R: 1 E: 0 K: 1 S: 7 H: 2 LOB: 2 BB: 1 P: 11	R: 0 E: 0 K: 1 S: 6 H: 1 LOB: 1 BB: 0 P: 6	1B: 7 2B: 2 3B: 0 HR: 0 SF: 0 SAC: 1 DP: 2 HBP: 0						

PITCHER		IP	WLS	BF	H	R	ER	SO	BB	IBB	HBP	BLK	WP	HR	S	P	ERA	WHIP
Larry Christenson, R ERA: 3.12	(1, 1)	6.0	W	27	6	0	0	3	4	0	0	0	0	0	29	45	0.00	1.667
Tug McGraw, L ERA: 2.95	(7, 1)	1.2		7	2	1	1	1	1	0	0	0	0	0	8	12	5.40	1.800
Gene Garber, R ERA: 3.38	(8, 1)	1.0		4	1	0	0	1	0	0	0	0	0	0	6	6	0.00	1.000
Tom Underwood, L ERA: 7.2	(9, 1)	0.1	S	1	0	0	0	0	0	0	0	0	0	0	1	1	0.00	0.000

PITCHER	IP	WLS	BF	H	R	ER	SO	BB	IBB	HBP	BLK	WP	HR	S	P	ERA	WHIP

BOTTOM

Philadelphia Phillies @ New York Mets

Shea Stadium, Flushing, NY

Wed May 19 1976, 7:05 PM EDT

Att. 12,836 - Unknown

livebaseballscorecards.com

AB	33
R	1
H	9
RBI	1
BB	5
SO	5
LOB	24

PA: 39

Batter	1	2	3	4	5	6	7	8	9	AB	R	H	RBI	BB	SO	LOB
Dave Cash, R (1, 4) OBP: 0.336, SLG: 0.391	BBBB 4-0 1B 2B BB	x 0-0 ① 6-3		x 0-0 ③ 1-3			x 0-0 ②③ G4-6-3 1-2f			3	1	0	0	1	0	1
Larry Bowa, S (1, 6) OBP: 0.362, SLG: 0.387	x 0-0 1-2 2B 1B	SSS 0-3 ② K			x 0-0 ① 4-3			x 0-0 ① F6		4	1	1	0	0	1	0
Mike Schmidt, R (1, 5) OBP: 0.433, SLG: 0.752	SSS 0-3 ① K	SSS 0-3 ③ K			SSS 0-3 ② K			x 0-0 HR		4	1	1	1	0	3	2
Greg Luzinski, R (1, 7) OBP: 0.368, SLG: 0.495 Garry Maddox, R (8, 8) OBP: 0.389, SLG: 0.495	x 0-0 1-H 2-H 2B 2B		x 0-0 ① 6-3		x 0-0 ③ F7			x 0-0 ② 4-3		4 0	1 0	1 0	2 0	0 0	0 0	0 0
Jay Johnstone, L (1, 9) OBP: 0.367, SLG: 0.475	x 0-0 WP 2-H 1B 2B		BBBB 4-0 BB BB			x 0-0 ① F4		x 0-0 ③ 4-3		3	1	1	1	1	0	0
Tom Hutton, L (1, 3) OBP: 0.355, SLG: 0.167	x 0-0 2-H 1B 1B		BBBB 4-0 1-2 G4-6-3 BB			x 0-0 ② 4-3			x 0-0 ① F7	3	0	1	1	1	0	0
Bobby Tolan, L (1, 8) OBP: 0.303, SLG: 0.493 (8, 7) Jerry Martin, R (9, 7) OBP: 0.300, SLG: 0.278	x 0-0 1-2 1B		x 0-0 ②③ G4-6-3 1-2f			x 0-0 ③ F2			x 0-0 ② F8	4 0	0 0	1 0	0 0	0 0	0 0	2 0
Bob Boone, R (1, 2) OBP: 0.344, SLG: 0.386	SSS 0-3 ② K			SSS 0-3 ① K			x 0-0 ① 6-3		SSS 0-3 ③ K	4	0	0	0	0	3	2
Jim Lonborg, R (1, 1) OBP: 0.364, SLG: 0.316 Tug McGraw, R (7, 1)	x 0-0 ③ B1			SSS 0-3 ② K			x 0-0 ① G4-6-3 1B			3 0	0 0	1 0	0 0	0 0	1 0	2 0
Inning Stats	R: 4 E: 0 K: 2 S: 12 H: 5 LOB: 2 BB: 1 P: 16	R: 0 E: 0 K: 2 S: 7 H: 0 LOB: 0 BB: 0 P: 7	R: 0 E: 0 K: 0 S: 2 H: 0 LOB: 1 BB: 2 P: 10	R: 0 E: 0 K: 2 S: 7 H: 0 LOB: 0 BB: 0 P: 7	R: 0 E: 0 K: 1 S: 5 H: 0 LOB: 0 BB: 0 P: 5	R: 0 E: 0 K: 0 S: 3 H: 0 LOB: 0 BB: 0 P: 3	R: 0 E: 0 K: 0 S: 3 H: 1 LOB: 0 BB: 0 P: 3	R: 1 E: 0 K: 0 S: 4 H: 1 LOB: 0 BB: 0 P: 4	R: 0 E: 0 K: 1 S: 5 H: 0 LOB: 0 BB: 0 P: 5	1B: 4 2B: 2 3B: 0 HR: 1	SF: 0 SAC: 0 DP: 2 HBP: 0						

PITCHER	IP	WLS	BF	H	R	ER	SO	BB	IBB	HBP	BLK	WP	HR	S	P	ERA	WHIP
Tom Seaver, R (1, 1) ERA: 2.6	9.0	L	35	7	5	5	8	3	0	0	0	1	1	48	60	5.00	1.111

PITCHER	IP	WLS	BF	H	R	ER	SO	BB	IBB	HBP	BLK	WP	HR	S	P	ERA	WHIP

TOP

Philadelphia Phillies @ New York Mets

Shea Stadium, Flushing, NY

Thu May 20 1976, 3:33 AM EDT

Att. 16,914 - Unknown

livebaseballscorecards.com

AB	32
R	5
H	7
RBI	5
BB	3
SO	8
LOB	9

1B: 4 2B: 2 3B: 0 HR: 1	SF: 0 SAC: 0 DP: 2 HBP: 0															WP: 1 PB: 0 SB: 0 CS: 0	PA: 35	

BOTTOM

Philadelphia Phillies @ New York Mets

Shea Stadium, Flushing, NY

Thu May 20 1976, 3:33 AM EDT

Att. 16,914 - Unknown

Batter	1	2	3	4	5	6	7	8	9	AB	R	H	RBI	BB	SO	LOB
Mike Phillips, L (1, 6) OBP: 0.259, SLG: 0.259	F9		F7		3-1		1B		K	5	0	1	1	0	1	0
Wayne Garrett, L (1, 5) OBP: 0.323, SLG: 0.279	1B		1B			F4	F4			4	0	2	0	0	0	1
John Milner, L (1, 7) OBP: 0.500, SLG: 0.677	K		F7			HR 1B	F4			4	1	1	0	0	1	3
Dave Kingman, R (1, 3) (9, 9) OBP: 0.308, SLG: 0.622	F5			K		1-H HR		1B		4	1	2	2	0	1	1
Ed Kranepool, L (1, 9) OBP: 0.326, SLG: 0.378 Joe Torre, R (8, PH) OBP: 0.398, SLG: 0.506 (9, 3)		5-3 1B		1B		4-3		K		3 1	0 0	2 0	0 0	0 0	0 1	0 1
Del Unser, L (1, 8) OBP: 0.266, SLG: 0.331 Benny Ayala, R (8, PH) OBP: 0.200, SLG: 0.316 Leon Brown, R (9, 8) OBP: 1.000, SLG: 2.000		5-3 1-2		F8		FC5-4 1B		F8		3 1 0	0 0 0	1 0 0	0 0 0	0 0 0	0 0 0	2 1 0
Jerry Grote, R (1, 2) OBP: 0.396, SLG: 0.319		6-3		P3		FC5-4 1-2f		1-3		4	0	0	0	0	0	4
Felix Millan, R (1, 4) OBP: 0.342, SLG: 0.362		F9			6-3		1B 2B		K	4	1	1	0	0	1	1
Tom Seaver, R (1, 1) OBP: 0.192, SLG: 0.087 Bud Harrelson, S (9, PH) OBP: 0.402, SLG: 0.323			6-3		4-3		F4		F6	3 1	0 0	0 0	0 0	0 0	0 0	1 0
Inning Stats	R: 0 E: 0 K: 1 S: 6 H: 1 LOB: 1 BB: 0 P: 6	R: 0 E: 0 K: 0 S: 4 H: 1 LOB: 1 BB: 0 P: 4	R: 0 E: 0 K: 0 S: 4 H: 1 LOB: 1 BB: 0 P: 4	R: 0 E: 0 K: 1 S: 6 H: 1 LOB: 1 BB: 0 P: 6	R: 0 E: 0 K: 0 S: 3 H: 0 LOB: 0 BB: 0 P: 3	R: 2 E: 0 K: 0 S: 6 H: 3 LOB: 1 BB: 0 P: 6	R: 1 E: 0 K: 0 S: 5 H: 2 LOB: 1 BB: 0 P: 5	R: 0 E: 0 K: 1 S: 6 H: 1 LOB: 1 BB: 0 P: 6	R: 0 E: 0 K: 2 S: 7 H: 0 LOB: 0 BB: 0 P: 7	1B: 8 2B: 1 3B: 0 HR: 1 SF: 0 SAC: 0 DP: 0 HBP: 0						

livebaseballscorecards.com

AB	37
R	3
H	10
RBI	3
BB	0
SO	5
LOB	15

WP: 0 PA: 37
PB: 0
SB: 0
CS: 0

PITCHER		IP	WLS	BF	H	R	ER	SO	BB	IBB	HBP	BLK	WP	HR	S	P	ERA	WHIP
Jim Lonborg, R ERA: 2.19	(1, 1)	6.1	W	28	9	3	3	2	0	0	0	0	0	1	32	32	4.26	1.421
Tug McGraw, L ERA: 2.63	(7, 1)	2.2	S	9	1	0	0	3	0	0	0	0	0	0	15	15	0.00	0.375

PITCHER	IP	WLS	BF	H	R	ER	SO	BB	IBB	HBP	BLK	WP	HR	S	P	ERA	WHIP

Batter	1	2	3	4	5	6	7	8	9	AB	R	H	RBI	BB	SO	LOB
Wayne Garrett, L (1, 5) OBP: 0.333, SLG: 0.322	BBBB 4-0 FC5-4 BB		x 0-0 ① F5		x 0-0 ② 6-3		x 0-0 1-H HR		x 0-0 6-3 1-H 2-H 2B	4	1	2	4	1	0	0
Felix Millan, R (1, 4) OBP: 0.344, SLG: 0.366	x 0-0 ① FC5-4 G4-6-3 1-2f		SSS 0-3 ② K		BBBB 4-0 BB		x 0-0 2B		x 0-0 ② 6-3 2-3	4	0	1	0	1	1	3
John Milner, L (1, 7) OBP: 0.482, SLG: 0.643 Ken Sanders, R (9, 1)	x 0-0 ② ③ G4-6-3 1-2f		x 0-0 1B		x 0-0 ③ F2		x 0-0 ③ 4-3		x 0-0 ③ 1-3	5 0	0 0	1 0	0 0	0 0	0 0	5 0
Dave Kingman, R (1, 9) OBP: 0.300, SLG: 0.605		x 0-0 ① F6	SSS 0-3 ③ K			x 0-0 ① 5-3		x 0-0 ① 5-3		4	0	0	0	0	1	1
Ed Kranepool, L (1, 3) OBP: 0.338, SLG: 0.389		x 0-0 BB BB 1B		x 0-0 G6-3 1B		x 0-0 ② F7		x 0-0 ② 1B		4	0	3	0	0	0	0
Del Unser, L (1, 8) OBP: 0.259, SLG: 0.321		SSS 0-3 ② K		x 0-0 ① ② G6-3 1-2f		SSS 0-3 ③ K		x 0-0 ③ F8		4	0	0	0	0	2	2
Jerry Grote, R (1, 2) OBP: 0.409, SLG: 0.316 Mike Phillips, L (9, PR) OBP: 0.259, SLG: 0.259 (9, 6)		BBB 4-0 BB 1-2 BB		BBB 4-0 BB			x 0-0 ① F8		BBB 4-0 FC1-5 1B BB	1 0	0 0	0 0	0 0	3 0	0 0	0 0
Bud Harrelson, S (1, 6) OBP: 0.400, SLG: 0.316 Ron Hodges, L (9, PH) OBP: 0.488, SLG: 0.500 (9, 2)		BBB 4-0 1-2 2-3 BB		x 0-0 ③ 6-3			x 0-0 ② 2-3		x 0-0 FC1-5 1-2 2B 1B	2 1	0 1	0 1	0 0	1 0	0 0	1 0
Jon Matlack, L (1, 1) OBP: 0.261, SLG: 0.200 Bruce Boisclair, L (7, PH) OBP: 0.356, SLG: 0.357 Bob Apodaca, R (7, 1) OBP: 0.500, SLG: 0.750 Skip Lockwood, R (7, 1) OBP: 0.600, SLG: 0.500 Joe Torre, R (9, PH) OBP: 0.393, SLG: 0.500 Leon Brown, R (9, PR) OBP: 1.000, SLG: 2.000 (9, 7)		SSS 0-3 ③ K			SSS 0-3 ① K		x 0-0 HR 1B		x 0-0 ① FC1-5 1-2 2-3f 2B	2 1 0 0 1 0	0 1 0 0 0 1	0 1 0 0 0 0	0 0 0 0 0 0	2 0 0 0 0 0	3 0 0 0 2 0	

| Inning Stats | | |

New York Mets @ Montreal Expos

Jarry Park, Montreal, QB

Fri May 21 1976, 7:05 PM EDT

Att. 8,543 - Unknown - 55 F

livebaseballscorecards.com

BOTTOM

Batter	1	2	3	4	5	6	7	8	9	AB	R	H	RBI	BB	SO	LOB
Pepe Mangual, R (1, 7) OBP: 0.442, SLG: 0.449	0-0 1B	4-0 BB		0-0 1-3 1B			4-0 BB		0-0 F9 ①	3	0	2	0	2	0	0
Jerry White, S (1, 8) OBP: 0.325, SLG: 0.366	0-0 F3 ①	0-0 F5 ③		0-0 F3 ③			0-0 1- 1B 2B ②		0-0 G3 ②	5	1	1	0	0	0	4
Andre Thornton, R (1, 3) OBP: 0.368, SLG: 0.415	0-0 1-H HR		0-3 K ①		0-0 F6 ①		0-0 3-H S 1B		0-0 F4 ③	5	1	2	3	0	1	0
Gary Carter, R (1, 2) OBP: 0.349, SLG: 0.351	0-0 E6 1B		4-0 FC5-4 BB		0-0 5-3 ②		0-0 F8 ③ 1-2			3	0	0	0	1	0	1
Larry Parrish, R (1, 5) OBP: 0.292, SLG: 0.333	0-0 F4 ②		0-3 K ②		0-0 2-3 ③			0-0 6-3 ①		4	0	0	0	0	1	2
Tim Foli, R (1, 6) OBP: 0.278, SLG: 0.431	0-0 1-3 FC5-4 1B		0-0 FC5-4 ③ 1-2f			0-0 F4 ①		0-0 F8 ②		4	0	1	0	0	0	1
Pete Mackanin, R (1, 4) OBP: 0.258, SLG: 0.377	0-0 FC5-4 ③ 1-2f			0-0 5-3 ①		0-0 L4 ②		0-0 2B		4	0	1	0	0	0	2
Pepe Frias, R (9, 4) OBP: 0.364, SLG: 0.400										0	0	0	0	0	0	0
Bombo Rivera, R (1, 9) OBP: 0.308, SLG: 0.333		0-0 F9 ①		0-0 F9 ②		0-0 F7 ③		4-0 IBB		3	0	0	0	0	0	0
Jim Lyttle, L (7, 9)										0	0	0	0	1	0	0
Steve Rogers, R (1, 1) OBP: 0.174, SLG: 0.174		0-0 F9 ②		0-0 1B 1B			0-3 K ①	0-3 K ③		4	0	1	0	0	2	2
Dale Murray, R (9, 1)										0	0	0	0	0	0	0

	AB	35
	R	2
	H	8
	RBI	3
	BB	4
	SO	4
	LOB	12

Inning Stats	1	2	3	4	5	6	7	8	9
	R: 2 E: 1 K: 0 S: 7	H: 3 LOB: 2 BB: 0 P: 7	R: 0 E: 0 K: 0 S: 3	H: 0 LOB: 1 BB: 1 P: 7	R: 0 E: 0 K: 2 S: 7	H: 0 LOB: 1 BB: 1 P: 11	R: 0 E: 0 K: 0 S: 5	H: 2 LOB: 2 BB: 0 P: 5	R: 0 E: 0 K: 0 S: 3	H: 0 LOB: 0 BB: 0 P: 3	R: 0 E: 0 K: 0 S: 3	H: 0 LOB: 0 BB: 0 P: 3	R: 1 E: 0 K: 1 S: 6	H: 2 LOB: 1 BB: 1 P: 10	R: 0 E: 0 K: 1 S: 6	H: 1 LOB: 2 BB: 1 P: 10	R: 0 E: 0 K: 0 S: 3	H: 0 LOB: 0 BB: 0 P: 3

	1B	5	SF	0	WP	0	PA	39
	2B	2	SAC	0	PB	0		
	3B	0	DP	0	SB	1		
	HR	1	HBP	0	CS	0		

PITCHER		IP	WLS	BF	H	R	ER	SO	BB	IBB	HBP	BLK	WP	HR	S	P	ERA	WHIP
Jon Matlack, L ERA: 2.88	(1, 1)	6.0		26	5	2	2	2	2	0	0	0	0	1	28	36	3.00	1.167
Bob Apodaca, R ERA: 2.42	(7, 1)	0.2		3	1	1	1	1	1	0	0	0	0	0	4	8	13.50	3.000
Skip Lockwood, R ERA: 2.14	(7, 1)	1.1	W	7	2	0	0	1	0	1	0	0	0	0	8	12	0.00	1.500
Ken Sanders, R ERA: 0.84	(9, 1)	1.0	S	3	0	0	0	0	0	0	0	0	0	0	3	3	0.00	0.000

PITCHER		IP	WLS	BF	H	R	ER	SO	BB	IBB	HBP	BLK	WP	HR	S	P	ERA	WHIP

New York Mets @ Montreal Expos

Jarry Park, Montreal, QB

Sat May 22 1976, 7:05 PM EDT

Att. 7,575 - Unknown - 54 F

livebaseballscorecards.com

TOP

Batter	1	2	3	4	5	6	7	8	9	AB	R	H	RBI	BB	SO	LOB
Wayne Garrett, L (1, 5) OBP: 0.336, SLG: 0.314	F7		BB BB		F9			BB 1B 1B BB 1-2	F8	3	1	0	0	2	0	1
Felix Millan, R (1, 4) OBP: 0.339, SLG: 0.356	4-3		BB 1-2			6-3		F8	5-3	4	0	0	0	1	0	2
John Milner, L (1, 7) OBP: 0.471, SLG: 0.622	K		G3			F7		BB 1B 1-2 2-3		4	1	1	0	0	1	2
Dave Kingman, R (1, 9) OBP: 0.293, SLG: 0.590	5-6-3			6-3		F7		F4		4	0	0	0	0	0	4
Ed Kranepool, L (1, 3) OBP: 0.336, SLG: 0.381		5-3		4-3			G3	1B 1B BB 1-2 2-3 3-H		3	1	0	1	1	0	0
Del Unser, L (1, 8) OBP: 0.265, SLG: 0.326		G6-4-3 1B		1-3			F7	1B 1B 1-3 2-H 3-H		4	0	2	2	0	0	0
Jerry Grote, R (1, 2) OBP: 0.404, SLG: 0.313		G6-4-3 1-2f			F8		E4	1B 1-2 3-H		4	0	1	1	0	0	1
Bud Harrelson, S (1, 6) OBP: 0.394, SLG: 0.310			6-3		K		F8	G3		2	0	0	0	0	1	0
Joe Torre, R (7, PH) OBP: 0.388, SLG: 0.494										1	0	0	0	0	0	1
Mike Phillips, L (7, 6) OBP: 0.250, SLG: 0.250										1	0	0	0	0	0	2
Jerry Koosman, R (1, 1) OBP: 0.400, SLG: 0.467			K		1B			1B BB BB	F7	2	0	1	0	0	1	0
Bruce Boisclair, L (8, PH) OBP: 0.370, SLG: 0.372										1	1	1	0	0	0	0
Skip Lockwood, R (8, 1) OBP: 0.500, SLG: 0.400										1	0	0	0	0	0	0
Inning Stats	R: 0 E: 0 K: 1 S: 6 H: 0 LOB: 1 BB: 0 P: 6	R: 0 E: 0 K: 0 S: 3 H: 1 LOB: 0 BB: 0 P: 3	R: 0 E: 0 K: 1 S: 5 H: 0 LOB: 2 BB: 2 P: 13	R: 0 E: 0 K: 0 S: 3 H: 0 LOB: 0 BB: 0 P: 3	R: 0 E: 0 K: 1 S: 6 H: 1 LOB: 1 BB: 0 P: 6	R: 0 E: 0 K: 0 S: 3 H: 0 LOB: 0 BB: 0 P: 3	R: 0 E: 1 K: 0 S: 4 H: 0 LOB: 1 BB: 0 P: 4	R: 4 E: 0 K: 0 S: 7 H: 4 LOB: 2 BB: 2 P: 15	R: 0 E: 0 K: 0 S: 3 H: 0 LOB: 0 BB: 0 P: 3	1B: 6 2B: 0 3B: 0 HR: 0 SF: 0 SAC: 0 DP: 1 HBP: 0	WP: 0 PB: 1 SB: 0 CS: 0 PA: 38					

	AB	34
	R	4
	H	6
	RBI	4
	BB	4
	SO	3
	LOB	13

PITCHER		IP	WLS	BF	H	R	ER	SO	BB	IBB	HBP	BLK	WP	HR	S	P	ERA	WHIP
Don Stanhouse, R ERA: 1.44	(1, 1)	7.0		27	3	1	1	3	2	0	0	0	0	0	31	39	1.29	0.714
Fred Scherman, L ERA: 4.05	(8, 1)	0.0	L	1	0	0	0	0	1	0	0	0	0	0	0	4	∞	∞
Wayne Granger, R ERA: 3.6	(8, 1)	0.2		4	1	0	0	0	1	0	0	0	0	0	3	7	0.00	3.000
Dale Murray, R ERA: 2.08	(8, 1)	1.1		6	2	3	3	0	0	0	0	0	0	0	6	6	20.25	1.500

PITCHER		IP	WLS	BF	H	R	ER	SO	BB	IBB	HBP	BLK	WP	HR	S	P	ERA	WHIP

New York Mets @ Montreal Expos

Jarry Park, Montreal, QB

Sat May 22 1976, 7:05 PM EDT

Att. 7,575 - Unknown - 54 F

livebaseballscorecards.com

BOTTOM

Batter	1	2	3	4	5	6	7	8	9	AB	R	H	RBI	BB	SO	LOB
Pepe Mangual, R (1, 8) (8, 7) OBP: 0.427, SLG: 0.431	K		SH2-4		F9			F9		3	0	0	0	0	1	0
Nate Colbert, R (1, 3) OBP: 0.347, SLG: 0.400	K		SF9 BB IBB		K			K		3	0	0	0	1	3	0
Andre Thornton, R (1, 9) OBP: 0.372, SLG: 0.433	3B		FC6-4 BB			K		F9		3	0	1	0	1	1	0
Gary Carter, R (1, 2) OBP: 0.338, SLG: 0.342	F9		SF9			F8			F7	3	0	0	1	0	0	1
Larry Parrish, R (1, 5) OBP: 0.284, SLG: 0.323		K	FC6-4			6-3			K	4	0	0	0	0	2	2
Tim Foli, R (1, 6) OBP: 0.286, SLG: 0.429		1B		4-3 PO S BB			1-3		K	3	0	1	0	1	1	0
Pete Mackanin, R (1, 4) OBP: 0.252, SLG: 0.368		F9		K			1-3			3	0	0	0	0	1	2
Jerry White, S (8, 8) OBP: 0.325, SLG: 0.366										0	0	0	0	0	0	0
Bombo Rivera, R (1, 7) OBP: 0.310, SLG: 0.333		F5		4-3			FC6-4 1B			3	0	1	0	0	0	2
Pepe Frias, R (8, 4) OBP: 0.364, SLG: 0.400										0	0	0	0	0	0	0
Don Stanhouse, R (1, 1) OBP: 0.500, SLG: 0.750			BB SH2-4 SF9 1B	PO	F8		FC6-4			3	1	1	0	0	0	1
Fred Scherman, L (8, 1) OBP: 0.333, SLG: 0.333										0	0	0	0	0	0	0
Wayne Granger, R (8, 1)										0	0	0	0	0	0	0
Dale Murray, R (8, 1)										0	0	0	0	0	0	0

Inning Stats	1	2	3	4	5	6	7	8	9
R	0	0	1	0	0	0	0	0	0
E	0	0	0	0	0	0	0	0	0
K	2	1	0	1	0	1	0	0	2
S	8	6	4	4	5	5	4	5	7
H	1	1	1	0	0	0	1	0	0
LOB	1	1	2	0	0	0	1	0	0
BB	0	0	2	1	0	0	0	0	0
P	8	6	12	8	5	5	4	5	7

1B	3
2B	0
3B	1
HR	0
SF	1
SAC	1
DP	0
HBP	0
WP	0
PB	0
SB	1
CS	0
PA	34

AB	28
R	1
H	4
RBI	1
BB	3
SO	9
LOB	8

PITCHER		IP	WLS	BF	H	R	ER	SO	BB	IBB	HBP	BLK	WP	HR	S	P	ERA	WHIP
Jerry Koosman, L ERA: 2.85	(1, 1)	7.0	W	27	4	1	1	6	2	1	0	0	0	0	36	48	1.29	0.857
Skip Lockwood, R ERA: 1.96	(8, 1)	2.0	S	6	0	0	0	3	0	0	0	0	0	0	12	12	0.00	0.000

PITCHER	IP	WLS	BF	H	R	ER	SO	BB	IBB	HBP	BLK	WP	HR	S	P	ERA	WHIP

Batter	1	2	3	4	5	6	7	8	9	AB	R	H	RBI	BB	SO	LOB
Mike Phillips, L (1, 4) (8, 6) OBP: 0.242, SLG: 0.219	4-3		P2		F9		K		BB	4	0	0	0	1	1	1
Wayne Garrett, L (1, 5) OBP: 0.345, SLG: 0.314	G6-4-3 1B		1B 1-2 HBP		3-1		BB		S	3	0	1	0	1	1	1
Dave Kingman, R (1, 9) OBP: 0.284, SLG: 0.571	G6-4-3 1-2f		K		E3		K 1-2		F7	5	0	0	0	0	2	5
John Milner, L (1, 7) OBP: 0.473, SLG: 0.610		F7	1-3 2-H 1B		G3		BB			3	0	1	1	1	0	1
Ed Kranepool, L (1, 3) OBP: 0.333, SLG: 0.377		WP 1B 1B	K			4-3	5-3			4	1	1	0	0	1	4
Ron Hodges, L (1, 2) OBP: 0.489, SLG: 0.486 Leon Brown, R (8, PR) OBP: 1.000, SLG: 2.000 Jerry Grote, R (8, 2) OBP: 0.404, SLG: 0.313		F7 1-2		3-4-1		HR BB		CS 1B		3 0 0	1 0 0	1 0 0	0 0 0	1 0 0	0 0 0	1 0 0
Del Unser, L (1, 8) OBP: 0.271, SLG: 0.352		S 2-H 1B		4-3		1-H HR		F7 1-2		4	1	2	3	0	0	1
Bud Harrelson, S (1, 6) OBP: 0.400, SLG: 0.307 Bruce Boisclair, L (8, PH) OBP: 0.362, SLG: 0.364 Felix Millan, R (8, 4) OBP: 0.339, SLG: 0.356		4-3 1-2		BB		CS BB		6-3		1 1 0	0 0 0	0 0 0	0 0 0	2 0 0	0 0 0	1 1 0
Craig Swan, R (1, 1) OBP: 0.143, SLG: 0.077 Bob Apodaca, R (7, 1) OBP: 0.500, SLG: 0.750 Joe Torre, R (9, PH) OBP: 0.384, SLG: 0.488			HBP 1B 1B	G3		K 1-2			F8	3 0 1	1 0 0	1 0 0	0 0 0	0 0 0	1 0 0	2 0 0
Inning Stats	R: 0 E: 0 K: 0 S: 3 H: 1 LOB: 0 BB: 0 P: 3	R: 1 E: 0 K: 0 S: 5 H: 2 LOB: 1 BB: 0 P: 5	R: 1 E: 0 K: 2 S: 9 H: 2 LOB: 2 BB: 0 P: 10	R: 0 E: 0 K: 0 S: 3 H: 0 LOB: 1 BB: 1 P: 7	R: 0 E: 1 K: 0 S: 4 H: 0 LOB: 1 BB: 0 P: 4	R: 2 E: 0 K: 1 S: 5 H: 1 LOB: 1 BB: 2 P: 13	R: 0 E: 0 K: 2 S: 7 H: 0 LOB: 2 BB: 2 P: 15	R: 0 E: 0 K: 0 S: 3 H: 1 LOB: 1 BB: 0 P: 3	R: 0 E: 0 K: 1 S: 5 H: 0 LOB: 1 BB: 1 P: 9	1B: 6 2B: 1 3B: 0 HR: 1	SF: 0 SAC: 0 DP: 2 HBP: 1						

TOP

New York Mets @ Montreal Expos

Jarry Park, Montreal, QB

Sun May 23 1976, 3:33 AM EDT

Att. 22,861 - Unknown - 55 F

livebaseballscorecards.com

AB	32
R	4
H	7
RBI	4
BB	6
SO	6
LOB	18

WP: 1 PB: 0 SB: 2 CS: 2 PA: 39

PITCHER		IP	WLS	BF	H	R	ER	SO	BB	IBB	HBP	BLK	WP	HR	S	P	ERA	WHIP
Don Carrithers, R ERA: 4.18	(1, 1)	6.0		27	6	4	4	3	3	0	1	0	1	1	29	42	6.00	1.500
Chip Lang, R ERA:	(7, 1)	3.0	W	12	1	0	0	3	3	0	0	0	0	0	15	27	0.00	1.333

PITCHER	IP	WLS	BF	H	R	ER	SO	BB	IBB	HBP	BLK	WP	HR	S	P	ERA	WHIP

Batter	1	2	3	4	5	6	7	8	9	AB	R	H	RBI	BB	SO	LOB
Pepe Mangual, R (1, 7) OBP: 0.426, SLG: 0.421	BBBB 4-0 BB	x 0-0 ③ 6-3			SSS 0-3 ① K		x 0-0 1B	SSS 0-3 ② K		4	0	1	0	1	2	1
Jerry White, S (1, 8) OBP: 0.328, SLG: 0.362	x 0-0 ① 4-3 1-3	x 0-0 ① F9		BBBB 4-0 BB BB		x 0-0 SF7 1B 1-3 1B	x 0-0 ③ F9			4	1	1	0	1	0	2
Andre Thornton, R (1, 9) OBP: 0.376, SLG: 0.429	BBBB 4-0 E 1B BB	x 0-0 ② F7		BBBB 4-0 ② 1-2 BB		x 0-0 ① SF7 1-2 3-H				1	1	0	1	2	0	0
Gary Carter, R (1, 2) OBP: 0.336, SLG: 0.339	x 0-0 E1 1B 1-2	x 0-0 ③ F9		x 0-0 ③ 1-3		x 0-0 5-3 2-H 1B				4	0	1	1	0	0	3
Larry Parrish, R (1, 5) OBP: 0.275, SLG: 0.315	x 0-0 ② SF8 3-H			x 0-0 ① 5-3		x 0-0 ① F7	x 0-0 ② 5-3 1-2			3	0	0	1	0	0	1
Mike Jorgensen, L (1, 3) OBP: 0.336, SLG: 0.404	x 0-0 1-3 2-H 1B			x 0-0 2B 1B		x 0-0 E3 1B FC5-2	4-0 IBB			3	1	2	1	1	0	0
Pete Mackanin, R (1, 4) OBP: 0.252, SLG: 0.364	x 0-0 ③ 5-3			SSS 0-3 ② K		x 0-0 FC5-2 1-3 1B	SSS 0-3 ③ K			4	0	1	0	0	2	5
Pepe Frias, R (1, 6) OBP: 0.400, SLG: 0.500		x 0-0 ① P3		x 0-0 1-H 2B		x 0-0 ② FC5-2 1-2 3-H		x 0-0 SH1-4 1B		4	0	2	1	0	0	2
Don Carrithers, R (1, 1) Jim Dwyer, L (6, PH) OBP: 0.367, SLG: 0.333 Chip Lang, R (7, 1)		x 0-0 ② P3		x 0-0 ③ 6-3		x 0-0 ③ F6		x 0-0 ① SH1-4 1-2		2 1 0	0 0 0	0 0 0	0 0 0	0 0 0	0 0 0	1 2 0
Inning Stats	R: 2 E: 1 K: 0 S: 5 H: 1 LOB: 2 BB: 2 P: 13	R: 0 E: 0 K: 0 S: 3 H: 0 LOB: 0 BB: 0 P: 3	R: 0 E: 0 K: 0 S: 3 H: 0 LOB: 0 BB: 0 P: 3	R: 1 E: 0 K: 1 S: 7 H: 2 LOB: 1 BB: 0 P: 7	R: 0 E: 0 K: 1 S: 4 H: 0 LOB: 1 BB: 2 P: 12	R: 0 E: 1 K: 0 S: 5 H: 1 LOB: 2 BB: 0 P: 5	R: 2 E: 0 K: 1 S: 8 H: 3 LOB: 2 BB: 1 P: 12	R: 0 E: 0 K: 1 S: 6 H: 1 LOB: 1 BB: 0 P: 6								

PITCHER		IP	WLS	BF	H	R	ER	SO	BB	IBB	HBP	BLK	WP	HR	S	P	ERA	WHIP
Craig Swan, R ERA: 4.3	(1, 1)	6.1	L	31	7	5	3	2	4	0	0	0	0	0	31	47	4.26	1.737
Bob Apodaca, R ERA: 2.25	(7, 1)	1.2		7	1	0	0	2	0	1	0	0	0	0	10	14	0.00	0.600

PITCHER	IP	WLS	BF	H	R	ER	SO	BB	IBB	HBP	BLK	WP	HR	S	P	ERA	WHIP

BOTTOM

New York Mets @ Montreal Expos

Jarry Park, Montreal, QB

Sun May 23 1976, 3:33 AM EDT

Att. 22,861 - Unknown - 55 F

livebaseballscorecards.com

AB	30
R	3
H	8
RBI	5
BB	5
SO	4
LOB	17

1B: 7 SF: 2
2B: 1 SAC: 1
3B: 0 DP: 0
HR: 0 HBP: 0

WP: 0 PA: 38
PB: 0
SB: 1
CS: 0

Batter	1	2	3	4	5	6	7	8	9	AB	R	H	RBI	BB	SO	LOB
Wayne Garrett, L (1, 5) OBP: 0.342, SLG: 0.306	BBBB; 4-0; CS; BB		0-0 ③ F8			0-0 ① F8		0-0 ③ 4-3		3	0	0	0	1	0	1
Felix Millan, R (1, 4) OBP: 0.331, SLG: 0.346	0-0 ① F8			0-0 ① 6-3		0-0 ② 5-3			0-0 ① F9	4	0	0	0	0	0	2
John Milner, L (1, 7) OBP: 0.463, SLG: 0.617	0-0 ②③ F4; 1-2			0-0 ② F8		0-0 ③ 6-3			0-0 1B; 3B	4	1	1	0	0	0	2
Joe Torre, R (1, 3) OBP: 0.378, SLG: 0.477		0-0 ① 6-3		0-0 ③ F7			0-0 ① F9		0-0 1B; 3-H; 1B	4	0	1	1	0	0	0
Del Unser, L (1, 8) OBP: 0.277, SLG: 0.356		SSS; 0-3 ② K			0-0 FC4-6; 1B		0-0 1B		0-0 ② F9	4	0	2	0	0	1	1
Ed Kranepool, L (1, 9) OBP: 0.338, SLG: 0.380		0-0 1B			0-0 ① F7		0-0 ② F9		0-0 1-2; 1B	4	0	2	0	0	0	2
Ron Hodges, L (1, 2) OBP: 0.449, SLG: 0.439		0-0 ③ F5			0-0 ② F4		0-0 ③ F8		0-0 ③ F5	4	0	0	0	0	0	5
Bud Harrelson, S (1, 6) OBP: 0.391, SLG: 0.298			0-0 ① 6-3		0-0 ③ FC4-6; 1-2f			SSS; 0-3 ① K		3	0	0	0	0	1	1
Mickey Lolich, S (1, 1) OBP: 0.200, SLG: 0.143 Hank Webb, R (2, 1) Bruce Boisclair, L (6, PH) OBP: 0.375, SLG: 0.400 Bob Apodaca, R (6, 1) OBP: 0.500, SLG: 0.750 Benny Ayala, R (8, PH) OBP: 0.190, SLG: 0.300 Ken Sanders, R (8, 1)			0-0 ② 6-3			0-0 2B		SSS; 0-3 ② K		0 1 1 0 1 0	0 0 0 0 0 0	0 0 1 0 0 0	0 0 0 0 0 0	0 0 0 0 0 1	0 0 0 0 0 0	0 0 0 0 0 0
Inning Stats	R: 0 E: 0 K: 0 S: 2 H: 0 LOB: 0 BB: 1 P: 6	R: 0 E: 0 K: 1 S: 6 H: 1 LOB: 1 BB: 0 P: 6	R: 0 E: 0 K: 0 S: 3 H: 0 LOB: 0 BB: 0 P: 3	R: 0 E: 0 K: 0 S: 3 H: 0 LOB: 0 BB: 0 P: 3	R: 0 E: 0 K: 0 S: 4 H: 1 LOB: 1 BB: 0 P: 4	R: 0 E: 0 K: 0 S: 4 H: 1 LOB: 1 BB: 0 P: 4	R: 0 E: 0 K: 0 S: 4 H: 1 LOB: 1 BB: 0 P: 4	R: 0 E: 0 K: 2 S: 7 H: 0 LOB: 0 BB: 0 P: 7	R: 1 E: 0 K: 0 S: 6 H: 3 LOB: 2 BB: 0 P: 6	1B: 5 2B: 1 3B: 1 HR: 0	SF: 0 SAC: 0 DP: 0 HBP: 0			WP: 0 PB: 0 SB: 0 CS: 1	PA: 34		

PITCHER	IP	WLS	BF	H	R	ER	SO	BB	IBB	HBP	BLK	WP	HR	S	P	ERA	WHIP
Larry Christenson, R (1, 1) ERA: 2.74	9.0	W	34	7	1	1	3	1	0	0	0	0	0	39	43	1.00	0.889

PITCHER	IP	WLS	BF	H	R	ER	SO	BB	IBB	HBP	BLK	WP	HR	S	P	ERA	WHIP

TOP

New York Mets @ Philadelphia Phillies

Veterans Stadium, Philadelphia, PA

Mon May 24 1976, 7:05 PM EDT

Att. 21,899 - Unknown

livebaseballscorecards.com

AB	33
R	1
H	7
RBI	1
BB	1
SO	3
LOB	14

Batter	1	2	3	4	5	6	7	8	9	AB	R	H	RBI	BB	SO	LOB
Dave Cash, R (1, 4) OBP: 0.344, SLG: 0.390	x 0-0 WP HR 1B	BBB 4-0 1-2 2-3 3-H 3B BB		x 0-0 BB BB 3-H 1B	x 0-0 ③ F9			x 0-0 ② F8		4	2	2	2	1	0	2
Terry Harmon, R (9, 4) OBP: 0.333, SLG: 0.200										0	0	0	0	0	0	0
Larry Bowa, S (1, 6) OBP: 0.346, SLG: 0.358	x 0-0 ① 6-3 1-2	x 0-0 ② SF8 3-H		x 0-0 ② L8		x 0-0 ① 4-3		x 0-0 ③ P1		4	0	0	1	0	0	2
Mike Schmidt, R (1, 5) OBP: 0.437, SLG: 0.727	SSS 0-3 ② K	x 0-0 1-H 2-H 3B		BBBB 4-0 BB 1-2 BB		BBBB 4-0 G6-4-3 BB				2	0	1	2	2	1	1
Greg Luzinski, R (1, 7) OBP: 0.364, SLG: 0.487	x 0-0 2-H HR	x 0-0 ③ 5-3		BBBB 4-0 1-2 2-3 BB		x 0-0 ② ③ G6-4-3 1-2f				3	1	1	2	1	0	2
Ollie Brown, R (1, 9) OBP: 0.492, SLG: 0.542	SSS 0-3 ③ K		x 0-0 L3 1B	x 0-0 ③ F8			x 0-0 ① P2			4	0	1	0	0	1	3
Garry Maddox, R (1, 8) OBP: 0.376, SLG: 0.482		BBB 4-0 FC6-4 1B BB BB	x 0-0 ① ② L3 1-2		x 0-0 ① 5-3		x 0-0 1B			3	1	1	0	1	0	1
Jerry Martin, R (7, PR) OBP: 0.273, SLG: 0.250 (8, 8)										0	0	0	0	0	0	0
Dick Allen, R (1, 3) OBP: 0.387, SLG: 0.373		x 0-0 FC6-4 1-2 1B	x 0-0 ③ 6-3		BBB 4-0 SH1-4 1B BB		x 0-0 ② F9			3	0	1	0	1	0	1
Bob Boone, R (1, 2) OBP: 0.361, SLG: 0.411		x 0-0 ① FC6-4 BB SH SF8 1-2f 2-3		x 0-0 SH1-4 1B 2B	x 0-0 SH1-4 1-2 1B		x 0-0 ③ P4			4	2	2	0	0	0	3
Larry Christenson, R (1, 1) OBP: 0.176, SLG: 0.250		x 0-0 SH BB 1-2 3B		x 0-0 ① SH1-4 2-3	x 0-0 ② SH1-4 1-2 2-3			SSS 0-3 ① K		1	1	0	0	0	1	0
Inning Stats	R: 2 H: 2 E: 0 LOB: 0 K: 2 BB: 0 S: 9 P: 9	R: 4 H: 2 E: 1 LOB: 1 K: 0 BB: 2 S: 6 P: 14	R: 0 H: 1 E: 0 LOB: 0 K: 0 BB: 0 S: 3 P: 3	R: 1 H: 2 E: 0 LOB: 3 K: 0 BB: 2 S: 5 P: 13	R: 0 H: 1 E: 0 LOB: 2 K: 0 BB: 1 S: 4 P: 8	R: 0 H: 0 E: 0 LOB: 0 K: 0 BB: 1 S: 2 P: 6	R: 0 H: 1 E: 0 LOB: 1 K: 0 BB: 0 S: 4 P: 4	R: 0 H: 0 E: 0 LOB: 0 K: 1 BB: 0 S: 5 P: 5		1B: 6 SF: 1 2B: 2 SAC: 3 3B: 1 DP: 2 HR: 1 HBP: 0				WP: 1 PA: 38 PB: 0 SB: 0 CS: 0		

PITCHER		IP	WLS	BF	H	R	ER	SO	BB	IBB	HBP	BLK	WP	HR	S	P	ERA	WHIP
Mickey Lolich, L ERA: 3.31	(1, 1)	1.2	L	12	4	6	2	2	2	0	0	0	1	1	14	22	10.80	3.600
Hank Webb, R ERA: 4.5	(2, 1)	3.1		16	4	1	1	0	3	0	0	0	0	0	13	25	2.70	2.100
Bob Apodaca, R ERA: 2.08	(6, 1)	2.0		7	1	0	0	0	1	0	0	0	0	0	6	10	0.00	1.000
Ken Sanders, R ERA: 0.77	(8, 1)	1.0		3	0	0	0	1	0	0	0	0	0	0	5	5	0.00	0.000

PITCHER	IP	WLS	BF	H	R	ER	SO	BB	IBB	HBP	BLK	WP	HR	S	P	ERA	WHIP

BOTTOM

New York Mets @ Philadelphia Phillies

Veterans Stadium, Philadelphia, PA

Mon May 24 1976, 7:05 PM EDT

Att. 21,899 - Unknown

livebaseballscorecards.com

AB	28
R	7
H	9
RBI	7
BB	6
SO	3
LOB	15

New York Mets @ Philadelphia Phillies

Veterans Stadium, Philadelphia, PA

Tue May 25 1976, 7:05 PM EDT
Att. 32,772 - Unknown

TOP

livebaseballscorecards.com

Batter	1	2	3	4	5	6	7	8	9	AB	R	H	RBI	BB	SO	LOB
Wayne Garrett, L (1, 5) OBP: 0.351, SLG: 0.320	BBBB 4-0 S 2B BB		x 0-0 ① 3-1		x 0-0 2B		x 0-0 ② F7		x 0-0 1B	4	1	2	0	1	0	1
Felix Millan, R (1, 4) OBP: 0.333, SLG: 0.354	x 0-0 3-1 1-H SF8 2B		x 0-0 1B		x 0-0 ② 5-3		SSS 0-3 ③ K		x 0-0 ③ 4-3	5	1	2	1	0	1	3
Ed Kranepool, L (1, 9) OBP: 0.329, SLG: 0.370	x 0-0 ① 3-1 2-3		x 0-0 ② P5		SSS 0-3 ③ K			x 0-0 ① 1-3		4	0	0	0	0	1	3
John Milner, L (1, 7) OBP: 0.444, SLG: 0.595	x 0-0 ② SF8 3-H		x 0-0 ③ 4-3			x 0-0 ① 4-3		x 0-0 ② 3-1		3	0	0	1	0	0	1
Dave Kingman, R (1, 3) OBP: 0.283, SLG: 0.582	x 0-0 HR			SSS 0-3 ① K		x 0-0 ② F5		x 0-0 E6 BB		4	1	1	1	0	1	0
Del Unser, L (1, 8) OBP: 0.282, SLG: 0.351	BBBB 4-0 CS BB			x 0-0 ② 6-3		x 0-0 ③ F5		BBBB 4-0 1-2 BB		2	0	0	0	2	0	0
Jerry Grote, R (1, 2) OBP: 0.407, SLG: 0.350	0-0 ③ CS 1-2	x 0-0 ① F8		x 0-0 S 1B			x 0-0 HR	SSS 0-3 ③ K		4	1	2	1	0	1	2
Bud Harrelson, S (1, 6) OBP: 0.393, SLG: 0.302 Bruce Boisclair, L (7, PH) OBP: 0.388, SLG: 0.413 Ken Sanders, R (7, 1) Leon Brown, R (9, PH) OBP: 0.500, SLG: 1.000		x 0-0 G5-4-3 1B		SSS 0-3 ③ K 1-2			x 0-0 1B		SSS 0-3 ① K	2 1 0 1	0 0 0 0	1 1 0 0	0 0 0 0	0 0 0 0	1 0 0 1	1 0 0 0
Tom Seaver, R (1, 1) OBP: 0.179, SLG: 0.080 Joe Torre, R (7, PH) OBP: 0.374, SLG: 0.471 Mike Phillips, L (7, 6) OBP: 0.235, SLG: 0.212		x 0-0 ②③ G5-4-3 1-2f			x 0-0 ① 4-3		x 0-0 ① F9		x 0-0 ② P6	2 1 1	0 0 0	0 0 0	0 0 0	0 0 0	0 0 0	1 1 0
Inning Stats	R: 3 H: 2 E: 0 LOB: 0 K: 0 BB: 2 S: 4 P: 12	R: 0 H: 1 E: 0 LOB: 0 K: 0 BB: 0 S: 3 P: 3	R: 0 H: 1 E: 0 LOB: 1 K: 0 BB: 0 S: 4 P: 4	R: 0 H: 1 E: 0 LOB: 1 K: 2 BB: 0 S: 8 P: 8	R: 0 H: 1 E: 0 LOB: 1 K: 1 BB: 0 S: 6 P: 6	R: 0 H: 0 E: 0 LOB: 0 K: 0 BB: 0 S: 3 P: 3	R: 1 H: 2 E: 0 LOB: 1 K: 1 BB: 0 S: 7 P: 7	R: 0 H: 0 E: 1 LOB: 2 K: 1 BB: 1 S: 6 P: 10	R: 0 H: 1 E: 0 LOB: 1 K: 1 BB: 0 S: 6 P: 6	1B: 5 SF: 1 2B: 2 SAC: 0 3B: 0 DP: 1 HR: 2 HBP: 0						WP: 0 PA: 39 PB: 0 SB: 2 CS: 1	

	AB	34
	R	4
	H	9
	RBI	4
	BB	3
	SO	6
	LOB	13

PITCHER		IP	WLS	BF	H	R	ER	SO	BB	IBB	HBP	BLK	WP	HR	S	P	ERA	WHIP
Jim Lonborg, R ERA: 2.54	(1, 1)	7.0	W	29	8	4	4	4	2	0	0	0	0	2	35	43	5.14	1.429
Ron Reed, R ERA: 4.5	(8, 1)	2.0		9	1	0	0	2	1	0	0	0	0	0	12	16	0.00	1.000

PITCHER	IP	WLS	BF	H	R	ER	SO	BB	IBB	HBP	BLK	WP	HR	S	P	ERA	WHIP

Batter	1	2	3	4	5	6	7	8	9	AB	R	H	RBI	BB	SO	LOB
Dave Cash, R (1, 4) OBP: 0.345, SLG: 0.391	F9	F8		5-3	1B	1B				5	0	2	2	0	0	1
Larry Bowa, S (1, 6) OBP: 0.355, SLG: 0.367	WP S K2 1B	2B S 1B	1B S 1B	K		P6				5	1	3	0	0	1	3
Mike Schmidt, R (1, 5) OBP: 0.442, SLG: 0.718	BB	K	G5-4-3 1B	5-3			BB CS			3	0	1	0	2	1	1
Greg Luzinski, R (1, 7) OBP: 0.353, SLG: 0.471	K2	F9	G5-4-3	K		K				4	0	0	0	0	2	5
Jerry Martin, R (7, 8) OBP: 0.261, SLG: 0.238										1	0	0	0	0	1	1
Jay Johnstone, L (1, 9) OBP: 0.392, SLG: 0.528		1B 1B 1B	1B 2B		HR	1B		G3		5	3	4	2	0	0	0
Tom Hutton, L (1, 3) OBP: 0.429, SLG: 0.259		1B 1B 1B	BB 1B 1B		2B 1B BB		3-1 1B 1B			3	3	3	1	1	0	0
Bobby Tolan, L (1, 8) OBP: 0.333, SLG: 0.500 (7, 7)	G1-5-3 1B 1B	BB 1B			F8		3-1			4	0	2	1	0	0	2
Bob Boone, R (1, 2) OBP: 0.384, SLG: 0.439	G1-5-3 1B	BB			1B 2B		1B 1B			3	1	3	2	1	0	0
Jim Lonborg, R (1, 1) OBP: 0.320, SLG: 0.273	G1-5-3	P4			K		P4			3	0	0	0	0	1	7
Tim McCarver, L (7, PH) OBP: 0.444, SLG: 0.522										1	0	0	0	0	0	1
Ron Reed, R (8, 1)										0	0	0	0	0	0	0
Inning Stats	R: 0 E: 0 K: 1 S: 5 H: 1 LOB: 2 BB: 1 P: 9	R: 2 E: 0 K: 0 S: 6 H: 4 LOB: 1 BB: 0 P: 6	R: 2 E: 0 K: 1 S: 9 H: 4 LOB: 3 BB: 1 P: 13	R: 0 E: 0 K: 0 S: 4 H: 2 LOB: 1 BB: 0 P: 4	R: 3 E: 0 K: 2 S: 10 H: 3 LOB: 1 BB: 1 P: 14	R: 0 E: 0 K: 1 S: 5 H: 1 LOB: 1 BB: 0 P: 5	R: 1 E: 0 K: 0 S: 6 H: 3 LOB: 2 BB: 0 P: 6	R: 0 E: 0 K: 1 S: 4 H: 0 LOB: 0 BB: 1 P: 8		1B: 15 2B: 3 3B: 0 HR: 1	SF: 0 SAC: 0 DP: 3 HBP: 0						

PITCHER		IP	WLS	BF	H	R	ER	SO	BB	IBB	HBP	BLK	WP	HR	S	P	ERA	WHIP
Tom Seaver, R ERA: 3.23	(1, 1)	6.0	L	32	15	7	7	5	3	0	0	0	1	1	39	51	10.50	3.000
Ken Sanders, R ERA: 1.32	(7, 1)	2.0		9	3	1	1	1	1	0	0	0	0	0	10	14	4.50	2.000

PITCHER		IP	WLS	BF	H	R	ER	SO	BB	IBB	HBP	BLK	WP	HR	S	P	ERA	WHIP

BOTTOM

New York Mets @ Philadelphia Phillies

Veterans Stadium, Philadelphia, PA

Tue May 25 1976, 7:05 PM EDT

Att. 32,772 - Unknown

livebaseballscorecards.com

AB	37
R	8
H	18
RBI	8
BB	4
SO	6
LOB	21

Batter	1	2	3	4	5	6	7	8	9	AB	R	H	RBI	BB	SO	LOB
Leon Brown, R (1, 8) OBP: 0.333, SLG: 0.500	5-3			BLK 1B		6-3			4-3	4	0	1	0	0	0	0
Felix Millan, R (1, 4) OBP: 0.331, SLG: 0.352	G6-4-3 1B			F8 1-2		F8			F7	4	0	1	0	0	0	1
Joe Torre, R (1, 3) OBP: 0.372, SLG: 0.467	G6-4-3 1-2f			P6			G4-6-3 1B			3	0	1	0	0	0	2
Dave Kingman, R (1, 9) OBP: 0.284, SLG: 0.575		F7		BBBB BB			F3			2	0	0	0	1	0	1
John Milner, L (1, 7) OBP: 0.431, SLG: 0.575		F2		SSS K			G4-6-3 1-2f			3	0	0	0	0	1	3
Jerry Grote, R (1, 2) OBP: 0.397, SLG: 0.340		L4			F8			F8		3	0	0	0	0	0	0
Roy Staiger, R (1, 5) OBP: 0.143, SLG: 0.100			F8		6-3			F9		3	0	0	0	0	0	0
Bud Harrelson, S (1, 6) OBP: 0.384, SLG: 0.294			4-3		P4			F7		3	0	0	0	0	0	0
Jon Matlack, L (1, 1) OBP: 0.240, SLG: 0.182			6-3			1-3			F7	2	0	0	0	0	0	0
Benny Ayala, R (9, PH) OBP: 0.182, SLG: 0.286										1	0	0	0	0	0	0

TOP

New York Mets @ Philadelphia Phillies

Veterans Stadium, Philadelphia, PA

Wed May 26 1976, 7:05 PM EDT

Att. 28,306 - Unknown

livebaseballscorecards.com

AB	28
R	0
H	3
RBI	0
BB	1
SO	1
LOB	7

Inning Stats	1	2	3	4	5	6	7	8	9
R	0	0	0	0	0	0	0	0	0
E	0	0	0	0	0	0	0	0	0
K	0	0	0	1	0	0	0	0	0
S	3	3	3	6	3	3	3	3	3
H	1	0	0	1	0	0	1	0	0
LOB	0	0	0	2	0	0	0	0	0
BB	0	0	0	1	0	0	0	0	0
P	3	3	3	10	3	3	3	3	3

1B	3
2B	0
3B	0
HR	0
SF	0
SAC	0
DP	2
HBP	0
WP	0
PB	0
SB	0
CS	0
PA	29

PITCHER	IP	WLS	BF	H	R	ER	SO	BB	IBB	HBP	BLK	WP	HR	S	P	ERA	WHIP
Steve Carlton, L (1, 1) ERA: 3.48	9.0	W	29	3	0	0	1	1	0	0	1	0	0	30	34	0.00	0.444

PITCHER	IP	WLS	BF	H	R	ER	SO	BB	IBB	HBP	BLK	WP	HR	S	P	ERA	WHIP

New York Mets @ Philadelphia Phillies

Veterans Stadium, Philadelphia, PA

Wed May 26 1976, 7:05 PM EDT

Att. 28,306 - Unknown

BOTTOM

livebaseballscorecards.com

Batter	1	2	3	4	5	6	7	8	9	AB	R	H	RBI	BB	SO	LOB
Dave Cash, R (1, 4) OBP: 0.343, SLG: 0.387	K		5-3		SH3-4 1B		F9			4	0	1	0	0	1	0
Larry Bowa, S (1, 6) OBP: 0.361, SLG: 0.369	PB 1B BB			HR 1B	SH3-4 1-2		4-3			2	2	1	0	1	0	0
Mike Schmidt, R (1, 5) OBP: 0.438, SLG: 0.703	G5-4-3 1-H 1B			F7	P4			F7		4	0	1	1	0	0	2
Greg Luzinski, R (1, 7) OBP: 0.350, SLG: 0.488	G5-4-3 1-2f			1-H HR	5-3			E4 HR		4	1	1	2	0	0	2
Jerry Martin, R (8, PR) OBP: 0.261, SLG: 0.238 (9, 7)										0	1	0	0	0	0	0
Ollie Brown, R (1, 9) OBP: 0.477, SLG: 0.577		K		F8		F7		1-H HR		4	1	1	2	0	1	0
Garry Maddox, R (1, 8) OBP: 0.380, SLG: 0.491		5-3		1B 2B		1B		K		4	0	2	0	0	1	1
Dick Allen, R (1, 3) OBP: 0.379, SLG: 0.364		F7		S 2-3 1B		F8		4-3		4	0	1	0	0	0	2
Tim McCarver, L (1, 2) OBP: 0.467, SLG: 0.500			B5-6-4 HBP	FC6-4 1-2 BB		F9				1	0	0	0	1	0	1
Steve Carlton, L (1, 1) OBP: 0.050, SLG: 0.050			B5-6-4 1-2f	FC6-4 1-2f			F9			3	0	0	0	0	0	4
Inning Stats	R: 1 H: 1 E: 0 LOB: 0 K: 1 BB: 1 S: 5 P: 9	R: 0 H: 0 E: 0 LOB: 0 K: 1 BB: 0 S: 5 P: 5	R: 0 H: 0 E: 0 LOB: 0 K: 0 BB: 0 S: 2 P: 3	R: 2 H: 4 E: 0 LOB: 3 K: 0 BB: 1 S: 7 P: 11	R: 0 H: 1 E: 0 LOB: 1 K: 0 BB: 0 S: 4 P: 4	R: 0 H: 1 E: 0 LOB: 1 K: 0 BB: 0 S: 4 P: 4	R: 0 H: 0 E: 0 LOB: 0 K: 0 BB: 0 S: 3 P: 3	R: 2 H: 1 E: 1 LOB: 1 K: 1 BB: 0 S: 7 P: 7		1B: 5 SF: 0 2B: 1 SAC: 1 3B: 0 DP: 2 HR: 2 HBP: 1				WP: 0 PA: 34 PB: 1 SB: 1 CS: 0		

PITCHER	IP	WLS	BF	H	R	ER	SO	BB	IBB	HBP	BLK	WP	HR	S	P	ERA	WHIP
Jon Matlack, L (1, 1) ERA: 2.93	8.0	L	34	8	5	3	3	2	0	1	0	0	2	37	46	3.38	1.250

PITCHER	IP	WLS	BF	H	R	ER	SO	BB	IBB	HBP	BLK	WP	HR	S	P	ERA	WHIP

AB	30
R	5
H	8
RBI	5
BB	2
SO	3
LOB	12

Batter	1	2	3	4	5	6	7	8	9	AB	R	H	RBI	BB	SO	LOB
Bud Harrelson, S (1, 6) OBP: 0.376, SLG: 0.286	P6		5-3			5-3 1-2f			SH FC5-6 1-2 1B	3	0	0	0	0	0	1
Leon Brown, R (1, 8) OBP: 0.300, SLG: 0.400	E3			G6-4-3 1B			F8		FC5-6 1B 1-2 2-3f 3B	4	1	1	0	0	0	2
Joe Torre, R (1, 3) OBP: 0.361, SLG: 0.452 Ed Kranepool, L (9, PH) OBP: 0.333, SLG: 0.374 Bruce Boisclair, L (9, PR) OBP: 0.388, SLG: 0.413 (9, 9)	K			G6-4-3 1-2f			3-1		3B 1-3 2-H 1B	3 1 0	0 0 1	0 1 0	0 0 0	0 0 0	1 0 0	2 0 0
Dave Kingman, R (1, 7) OBP: 0.289, SLG: 0.588 (9, 3)	F9			K			HR		3B IBB	3	2	1	1	1	1	1
Benny Ayala, R (1, 9) OBP: 0.160, SLG: 0.250 Wayne Garrett, L (9, PH) OBP: 0.355, SLG: 0.341 Skip Lockwood, R (9, 1) OBP: 0.500, SLG: 0.400		P1			F3		6-3		2B 1-H 2-H 3-H 3B	3 1 0	0 1 0	0 1 0	0 3 0	0 0 0	0 0 0	0 0 0
Roy Staiger, R (1, 5) OBP: 0.160, SLG: 0.167		K			6-3			P4	2B 3-H	4	0	1	1	0	1	0
Jerry Grote, R (1, 2) OBP: 0.392, SLG: 0.330		K			3-1			5-3	IBB	3	0	0	0	1	1	0
Mike Phillips, L (1, 4) OBP: 0.237, SLG: 0.216			CS 1B			P4		1-3	F7	4	0	1	0	0	0	2
Jerry Koosman, R (1, 1) OBP: 0.412, SLG: 0.471 John Milner, L (9, PH) OBP: 0.437, SLG: 0.580 Del Unser, L (9, 7) OBP: 0.282, SLG: 0.351			K 1-2			5-3 1B			FC5-6 SH 1B	2 1 0	0 0 0	1 1 0	0 0 0	0 0 0	1 0 0	1 0 0
Inning Stats	R: 0 E: 1 K: 1 S: 6 H: 0 LOB: 1 BB: 0 P: 6	R: 0 E: 0 K: 2 S: 7 H: 0 LOB: 0 BB: 0 P: 7	R: 0 E: 0 K: 1 S: 5 H: 1 LOB: 0 BB: 0 P: 5	R: 0 E: 0 K: 1 S: 5 H: 1 LOB: 0 BB: 0 P: 5	R: 0 E: 0 K: 0 S: 3 H: 0 LOB: 0 BB: 0 P: 3	R: 0 E: 0 K: 0 S: 3 H: 1 LOB: 0 BB: 0 P: 3	R: 1 E: 0 K: 0 S: 4 H: 1 LOB: 0 BB: 0 P: 4	R: 0 E: 0 K: 0 S: 3 H: 0 LOB: 0 BB: 0 P: 3	R: 4 E: 1 K: 0 S: 7 H: 4 LOB: 2 BB: 2 P: 15	1B: 5 2B: 2 3B: 1 HR: 1 SF: 0 SAC: 1 DP: 2 HBP: 0						WP: 0 PB: 0 SB: 0 CS: 1 PA: 35

PITCHER		IP	WLS	BF	H	R	ER	SO	BB	IBB	HBP	BLK	WP	HR	S	P	ERA	WHIP
Jim Kaat, L ERA: 4.0	(1, 1)	8.1		29	5	3	3	5	0	0	0	0	0	1	39	39	3.24	0.600
Gene Garber, R ERA: 3.8	(9, 1)	0.1	L	2	1	0	0	0	0	1	0	0	0	0	1	5	0.00	3.000
Tug McGraw, L ERA: 2.93	(9, 1)	0.1		4	2	2	1	0	0	1	0	0	0	0	3	7	27.00	6.000

PITCHER	IP	WLS	BF	H	R	ER	SO	BB	IBB	HBP	BLK	WP	HR	S	P	ERA	WHIP

TOP

New York Mets @ Philadelphia Phillies

Veterans Stadium, Philadelphia, PA

Thu May 27 1976, 7:05 PM EDT

Att. 29,525 - Unknown

livebaseballscorecards.com

AB	32
R	5
H	8
RBI	5
BB	2
SO	5
LOB	9

Batter	1	2	3	4	5	6	7	8	9	AB	R	H	RBI	BB	SO	LOB
Dave Cash, R (1, 4) OBP: 0.341, SLG: 0.384	S S S 0-3 ① K		S S S 0-3 ① K		x 0-0 SH3-4 1B		x 0-0 ② F3			4	0	1	0	0	2	0
Larry Bowa, S (1, 6) OBP: 0.361, SLG: 0.368	x 0-0 ② F9		x 0-0 1B		x 0-0 ① SH3-4 1-2		x 0-0 E7			3	0	1	0	0	0	0
Mike Schmidt, R (1, 5) OBP: 0.433, SLG: 0.697	x 0-0 2B		x 0-0 ② F9		x 0-0 ② G3		S S S 0-3 ③ K			4	0	1	0	0	1	3
Greg Luzinski, R (1, 7) OBP: 0.340, SLG: 0.472 Jerry Martin, R (9, 7) OBP: 0.261, SLG: 0.238	x 0-0 ③ 6-3		x 0-0 ③ F9		x 0-0 ③ G3			x 0-0 ① F7		4 0	0 0	0 0	0 0	0 0	0 0	3 0
Ollie Brown, R (1, 9) OBP: 0.478, SLG: 0.625		x 0-0 ① 4-3		x 0-0 BLK 1B 1B		x 0-0 HR		x 0-0 ② F9		4	2	2	1	0	0	0
Garry Maddox, R (1, 8) OBP: 0.376, SLG: 0.479		B B B B 4-0 BB BB		x 0-0 ① P4 1-2		x 0-0 ① F3		x 0-0 ③ 6-3		3	0	0	0	1	0	1
Dick Allen, R (1, 3) OBP: 0.377, SLG: 0.351 Tom Hutton, L (9, 3) OBP: 0.417, SLG: 0.250		B B B B 4-0 1-2 BB		x 0-0 ② F8		x 0-0 ② F8			x 0-0 ① F8	2 1	0 0	0 0	0 0	1 0	0 0	1 0
Bob Boone, R (1, 2) OBP: 0.383, SLG: 0.436 Tim McCarver, L (9, PH) OBP: 0.452, SLG: 0.480		x 0-0 ② F2		x 0-0 2-H 1B		x 0-0 ③ 4-3			x 0-0 ② 6-3	3 1	0 0	1 0	1 0	0 0	0 0	2 0
Jim Kaat, L (1, 1) OBP: 0.158, SLG: 0.118 Gene Garber, R (9, 1) OBP: 0.667, SLG: 0.500 Tug McGraw, R (9, 1) Bobby Tolan, L (9, PH) OBP: 0.329, SLG: 0.494		x 0-0 ③ 4-3		x 0-0 ③ 4-3			x 0-0 ① F8		x 0-0 ③ P6	3 0 0 1	0 0 0 0	0 0 0 0	0 0 0 0	0 0 0 0	0 0 0 0	3 0 0 0
Inning Stats	R: 0 E: 0 K: 1 S: 6 H: 1 LOB: 1 BB: 0 P: 6	R: 0 E: 0 K: 0 S: 3 H: 0 LOB: 2 BB: 2 P: 11	R: 0 E: 0 K: 1 S: 6 H: 1 LOB: 1 BB: 0 P: 6	R: 1 E: 0 K: 0 S: 5 H: 2 LOB: 1 BB: 0 P: 5	R: 0 E: 0 K: 0 S: 4 H: 1 LOB: 1 BB: 0 P: 4	R: 1 E: 0 K: 0 S: 4 H: 1 LOB: 0 BB: 0 P: 4	R: 0 E: 1 K: 1 S: 6 H: 0 LOB: 1 BB: 0 P: 6	R: 0 E: 0 K: 0 S: 3 H: 0 LOB: 0 BB: 0 P: 3	R: 0 E: 0 K: 0 S: 3 H: 0 LOB: 0 BB: 0 P: 3	1B: 4 2B: 1 3B: 0 HR: 1	SF: 0 SAC: 1 DP: 0 HBP: 0						

BOTTOM

New York Mets @ Philadelphia Phillies

Veterans Stadium, Philadelphia, PA

Thu May 27 1976, 7:05 PM EDT

Att. 29,525 - Unknown

livebaseballscorecards.com

AB	33
R	2
H	6
RBI	2
BB	2
SO	3
LOB	13

PITCHER		IP	WLS	BF	H	R	ER	SO	BB	IBB	HBP	BLK	WP	HR	S	P	ERA	WHIP
Jerry Koosman, L ERA: 2.77	(1, 1)	8.0	W	33	6	2	2	3	2	0	0	1	0	1	37	45	2.25	1.000
Skip Lockwood, R ERA: 1.88	(9, 1)	1.0	S	3	0	0	0	0	0	0	0	0	0	0	3	3	0.00	0.000

PITCHER		IP	WLS	BF	H	R	ER	SO	BB	IBB	HBP	BLK	WP	HR	S	P	ERA	WHIP

WP: 0 PB: 0 SB: 0 CS: 0 PA: 36

Batter	1	2	3	4	5	6	7	8	9	AB	R	H	RBI	BB	SO	LOB
Lou Brock, L (1, 7) OBP: 0.300, SLG: 0.329	4-3 2B		S HR 1B		BBB 1B SH1-3 HR BB	F7		7-2 3-Hf		4	2	2	0	1	0	4
Don Kessinger, S (1, 6) OBP: 0.290, SLG: 0.286	SSS K		F8 1-2		SH1-3 1-2	SSS K			F8	4	0	0	0	0	2	3
Bake McBride, L (1, 8) OBP: 0.422, SLG: 0.462	4-3 2-3		2-H HR		BB HR 2-3 1B	F7	F7		P6	5	2	2	2	0	0	1
Ted Simmons, S (1, 2) OBP: 0.346, SLG: 0.361	4-3		BB 1B		BBB HR 1-2 BB	F8	F8		F7	4	1	1	0	1	0	1
Reggie Smith, S (1, 3) OBP: 0.272, SLG: 0.402 Keith Hernandez, L (5, 3) OBP: 0.287, SLG: 0.256		P5	BBB BB 1-2		SSS K	SSS K				2 1	0 0	0 0	0 0	1 0	1 0	3 0
Willie Crawford, L (1, 9) OBP: 0.390, SLG: 0.535		1B	F8		HR 1-H 2-H 3-H			BBB BB 1B 7-2		3	1	2	4	1	0	2
Hector Cruz, R (1, 5) OBP: 0.221, SLG: 0.325	SSS K			SSS K	6-3			BB 1-3 1B		4	0	1	0	0	2	1
Mike Tyson, R (1, 4) OBP: 0.263, SLG: 0.382	SSS K			P6		6-3		BBB BB 1-2		3	0	0	0	1	1	1
John Curtis, L (1, 1) OBP: 0.211, SLG: 0.263			1-3	SSS K		1B		SSS K		4	0	1	0	0	2	3

TOP

St. Louis Cardinals @ New York Mets

Shea Stadium, Flushing, NY

Fri May 28 1976, 7:05 PM EDT

Att. 22,311 - Unknown

livebaseballscorecards.com

AB	34
R	6
H	9
RBI	6
BB	5
SO	9
LOB	19

Inning Stats	1	2	3	4	5	6	7	8	9	1B: 6 SF: 0	WP: 0 PA: 40
	R: 0 H: 1	R: 0 H: 1	R: 2 H: 3	R: 0 H: 0	R: 4 H: 2	R: 0 H: 1	R: 0 H: 0	R: 0 H: 1	R: 0 H: 0	2B: 2 SAC: 1	PB: 0
	E: 0 LOB: 1	E: 0 LOB: 1	E: 0 LOB: 2	E: 0 LOB: 0	E: 0 LOB: 1	E: 0 LOB: 1	E: 0 LOB: 0	E: 0 LOB: 2	E: 0 LOB: 0	3B: 0 DP: 1	SB: 1
	K: 1 BB: 0	K: 2 BB: 0	K: 0 BB: 1	K: 2 BB: 0	K: 1 BB: 2	K: 1 BB: 0	K: 1 BB: 0	K: 1 BB: 2	K: 0 BB: 0	HR: 2 HBP: 0	CS: 0
	S: 6 P: 6	S: 8 P: 8	S: 6 P: 10	S: 7 P: 7	S: 7 P: 15	S: 6 P: 6	S: 5 P: 5	S: 5 P: 13	S: 3 P: 3		

PITCHER	IP	WLS	BF	H	R	ER	SO	BB	IBB	HBP	BLK	WP	HR	S	P	ERA	WHIP
Craig Swan, R (1, 1) ERA: 5.1	4.2	L	24	7	6	6	6	3	0	0	0	0	2	33	45	11.57	2.143
Bob Myrick, L (5, 1) ERA:	0.1		1	0	0	0	0	0	0	0	0	0	0	1	1	0.00	0.000
Rick Baldwin, R (6, 1) ERA:	3.0		12	2	0	0	3	2	0	0	0	0	0	16	24	0.00	1.333
Ken Sanders, R (9, 1) ERA: 1.23	1.0		3	0	0	0	0	0	0	0	0	0	0	3	3	0.00	0.000

PITCHER	IP	WLS	BF	H	R	ER	SO	BB	IBB	HBP	BLK	WP	HR	S	P	ERA	WHIP

Batter	1	2	3	4	5	6	7	8	9	AB	R	H	RBI	BB	SO	LOB
Leon Brown, R (1, 8) OBP: 0.357, SLG: 0.385	BBBB 4-0 FC5-4 BB		x 0-0 ② F9			x 0-0 ① 6-3		x 0-0 1B		3	0	1	0	1	0	0
Wayne Garrett, L (1, 4) OBP: 0.353, SLG: 0.333	x 0-0 ① P6		BBBB 4-0 BB			SSS 0-3 ② K		x 0-0 ② F7		3	0	0	0	1	1	2
Joe Torre, R (1, 3) OBP: 0.347, SLG: 0.433	x 0-0 ② FC5-4 FC5-4 1-2f		x 0-0 ③ F8			x 0-0 ③ 6-3		x 0-0 ③ F9		4	0	0	0	0	0	3
Dave Kingman, R (1, 9) OBP: 0.288, SLG: 0.580	x 0-0 ③ FC5-4 1-2f			x 0-0 ① F8			x 0-0 1B 1B		x 0-0 ① F8	4	0	1	0	0	0	1
John Milner, L (1, 7) OBP: 0.430, SLG: 0.560		x 0-0 E4		x 0-0 ② F7			x 0-0 ① P3		BBBB 4-0 G4-6-3 BB	3	0	0	0	1	0	1
Jerry Grote, R (1, 2) OBP: 0.380, SLG: 0.319		x 0-0 ① F7		SSS 0-3 ③ K			x 0-0 ② L4		x 0-0 ②③ G4-6-3 1-2f	4	0	0	0	0	1	3
Roy Staiger, R (1, 5) OBP: 0.179, SLG: 0.185		x 0-0 ② F3			SSS 0-3 ① K		x 0-0 1-3 1B			3	0	1	0	0	1	1
Mike Phillips, L (1, 6) OBP: 0.220, SLG: 0.200		x 0-0 ③ F2			x 0-0 ② 4-3		x 0-0 ③ G3			3	0	0	0	0	0	3
Craig Swan, R (1, 1) OBP: 0.133, SLG: 0.071 Bob Myrick, R (5, 1) Bruce Boisclair, L (5, PH) OBP: 0.380, SLG: 0.404 Rick Baldwin, L (6, 1) Benny Ayala, R (8, PH) OBP: 0.154, SLG: 0.240 Ken Sanders, R (9, 1)			SSS 0-3 ① K		x 0-0 ③ L6			x 0-0 ① 1-3		1 0 1 0 1 0	0 0 0 0 0 0	0 0 0 0 0 0	0 0 0 0 0 0	0 0 0 0 0 0	1 0 0 0 0 0	0 0 0 0 0 0
Inning Stats	R: 0 H: 0 E: 0 LOB: 1 K: 0 BB: 1 S: 3 P: 7	R: 0 H: 0 E: 1 LOB: 1 K: 0 BB: 0 S: 4 P: 4	R: 0 H: 0 E: 0 LOB: 1 K: 1 BB: 1 S: 5 P: 9	R: 0 H: 0 E: 0 LOB: 0 K: 1 BB: 0 S: 5 P: 5	R: 0 H: 0 E: 0 LOB: 0 K: 1 BB: 0 S: 5 P: 5	R: 0 H: 0 E: 0 LOB: 0 K: 1 BB: 0 S: 5 P: 5	R: 0 H: 2 E: 0 LOB: 2 K: 0 BB: 0 S: 5 P: 5	R: 0 H: 1 E: 0 LOB: 1 K: 0 BB: 0 S: 4 P: 4	R: 0 H: 0 E: 0 LOB: 0 K: 0 BB: 1 S: 2 P: 6	1B: 3 2B: 0 3B: 0 HR: 0	SF: 0 SAC: 0 DP: 1 HBP: 0					

PITCHER	IP	WLS	BF	H	R	ER	SO	BB	IBB	HBP	BLK	WP	HR	S	P	ERA	WHIP
John Curtis, L (1, 1) ERA: 3.94	9.0	W	33	3	0	0	4	3	0	0	0	0	0	38	50	0.00	0.667

PITCHER	IP	WLS	BF	H	R	ER	SO	BB	IBB	HBP	BLK	WP	HR	S	P	ERA	WHIP

BOTTOM

St. Louis Cardinals @ New York Mets

Shea Stadium, Flushing, NY

Fri May 28 1976, 7:05 PM EDT

Att. 22,311 - Unknown

livebaseballscorecards.com

AB	30
R	0
H	3
RBI	0
BB	3
SO	4
LOB	14

Batter	1	2	3	4	5	6	7	8	9	10	AB	R	H	RBI	BB	SO	LOB
Mike Tyson, R (1, 4) OBP: 0.242, SLG: 0.350	F7		K		P3		6-3		K		5	0	0	0	0	2	2
Bake McBride, L (1, 8) OBP: 0.413, SLG: 0.450	6-3		F7		F9			BB 1B 1B	K		5	1	1	0	0	1	2
Reggie Smith, S (1, 3) (8, 5) OBP: 0.277, SLG: 0.425	P4		FC6-4 1-2f			1B 1B		P3		HR	5	1	2	1	0	0	2
Ted Simmons, S (1, 2) OBP: 0.342, SLG: 0.356		1B 1B		E6 BLK 2B		F9		F8		F8	5	1	1	0	0	0	2
Mike Anderson, R (1, 7) OBP: 0.397, SLG: 0.391		1-3 1B		F8 1-2		1-3 1B		1-2 BB 1B 1B		2B	4	0	3	0	0	0	1
Jerry Mumphrey, S (8, 9) OBP: 0.217, SLG: 0.348											1	0	1	0	0	0	0
Willie Crawford, L (1, 9) OBP: 0.381, SLG: 0.521		K		K		K		BBBB 4-0 1-2 2-3 1B BB		BBBB 4-0 G6-3 BB	3	0	0	0	0	3	5
Ken Rudolph, R (8, PH) OBP: 0.263, SLG: 0.278											0	0	0	0	0	0	0
Ron Fairly, L (8, PH) OBP: 0.462, SLG: 0.423											0	0	0	0	2	0	0
(8, 3)																	
Hector Cruz, R (1, 5) OBP: 0.224, SLG: 0.333		P6				F2		1-2 2-H 3-H 1B		1-2f	3	0	1	1	0	0	4
Lou Brock, L (8, PH) OBP: 0.302, SLG: 0.331				2-H 2B							2	0	1	1	0	0	2
(8, 7)																	
Lee Richard, R (1, 6) OBP: 0.097, SLG: 0.067		K		F9			F9		FC3-6 BB		3	0	0	0	0	1	3
Don Kessinger, S (8, 6) OBP: 0.294, SLG: 0.286											0	0	0	0	1	0	0
Bob Forsch, R (1, 1) OBP: 0.200, SLG: 0.214			FC6-4 1B		5-3		L5		FC3-6 1-2f		2	0	1	0	0	0	0
Vic Harris, S (7, PH) OBP: 0.319, SLG: 0.364											1	0	0	0	0	0	0
Mike Wallace, L (7, 1)											0	0	0	0	0	0	0
Al Hrabosky, R (8, 1)											1	0	0	0	0	0	1
Inning Stats	R: 0 E: 0 K: 0 S: 3 H: 0 LOB: 0 BB: 0 P: 3	R: 0 E: 0 K: 2 S: 9 H: 2 LOB: 2 BB: 0 P: 9	R: 0 E: 0 K: 1 S: 6 H: 1 LOB: 1 BB: 0 P: 6	R: 1 E: 1 K: 1 S: 7 H: 1 LOB: 1 BB: 0 P: 7	R: 0 E: 0 K: 0 S: 3 H: 0 LOB: 0 BB: 0 P: 3	R: 0 E: 0 K: 1 S: 7 H: 2 LOB: 2 BB: 0 P: 7	R: 0 E: 0 K: 0 S: 3 H: 0 LOB: 0 BB: 0 P: 3	R: 1 E: 0 K: 0 S: 5 H: 3 LOB: 3 BB: 1 P: 9	R: 0 E: 0 K: 2 S: 7 H: 0 LOB: 1 BB: 1 P: 11	R: 1 E: 0 K: 0 S: 4 H: 2 LOB: 1 BB: 1 P: 8	1B: 8 2B: 2 3B: 0 HR: 1	SF: 0 SAC: 0 DP: 1 HBP: 0						

PITCHER		IP	WLS	BF	H	R	ER	SO	BB	IBB	HBP	BLK	WP	HR	S	P	ERA	WHIP
Mickey Lolich, L ERA: 3.03	(1, 1)	7.2		32	8	2	1	5	0	0	0	1	0	0	42	42	1.17	1.043
Skip Lockwood, R ERA: 1.78	(8, 1)	1.1		6	1	0	0	2	2	0	0	0	0	0	8	16	0.00	2.250
Ken Sanders, R ERA: 1.8	(10, 1)	0.1	L	3	2	1	1	0	0	0	0	0	0	1	3	3	27.00	6.000
Bob Myrick, L ERA:	(10, 1)	0.2		2	0	0	0	0	1	0	0	0	0	0	1	5	0.00	1.500

PITCHER	IP	WLS	BF	H	R	ER	SO	BB	IBB	HBP	BLK	WP	HR	S	P	ERA	WHIP

TOP

St. Louis Cardinals @ New York Mets

Shea Stadium, Flushing, NY

Sat May 29 1976, 7:05 PM EDT
Att. 20,630 - Unknown

livebaseballscorecards.com

AB	40
R	3
H	11
RBI	3
BB	3
SO	7
LOB	24

WP: 0	PA: 43		
PB: 0			
SB: 0			
CS: 0			

Batter	1	2	3	4	5	6	7	8	9	10	AB	R	H	RBI	BB	SO	LOB
Mike Phillips, L (1, 6) OBP: 0.196, SLG: 0.178	F8		F7		G3		F9			K	5	0	0	0	0	1	4
Wayne Garrett, L (1, 4) OBP: 0.348, SLG: 0.324	4-3			F7		BB, FC3-6		F8		4-3	4	0	0	0	1	0	0
John Milner, L (1, 7) OBP: 0.429, SLG: 0.579	4-3			HR		FC3-6, 1B, 1-2f		K		BB	4	1	1	1	1	1	1
Dave Kingman, R (1, 3) OBP: 0.291, SLG: 0.575 (9, 9)		5-3		F8		G4-6-3, 1B, 1-2		1B		K	5	0	2	0	0	1	1
Ed Kranepool, L (1, 9) OBP: 0.327, SLG: 0.367		4-3		3-1		G4-6-3, 1-2f		1B, 1-3			3	0	0	0	0	0	2
Leon Brown, R (8, PH) OBP: 0.400, SLG: 0.429 (9, 8)											1	0	1	0	0	0	0
Del Unser, L (1, 8) OBP: 0.283, SLG: 0.357		K			4-3, 1B, 2B		K	4-3			3	1	1	0	0	2	0
Joe Torre, R (8, PH) OBP: 0.343, SLG: 0.429 (9, 3)											1	0	0	0	0	0	2
Ron Hodges, L (1, 2) OBP: 0.423, SLG: 0.409			4-3		4-3, 2-3		4-3			K	3	0	0	0	0	0	1
Jerry Grote, R (9, PH) OBP: 0.377, SLG: 0.316 (10, 2)											1	0	0	0	0	1	0
Roy Staiger, R (1, 5) OBP: 0.219, SLG: 0.226			5-3		1B, 3-H		1B			F7	4	0	2	1	0	0	0
Mickey Lolich, S (1, 1) OBP: 0.278, SLG: 0.235			1B		K		1B, 1-2			P4	3	0	2	0	0	1	1
Skip Lockwood, R (8, 1) OBP: 0.500, SLG: 0.400											0	0	0	0	0	0	0
Benny Ayala, R (9, PH) OBP: 0.148, SLG: 0.231											1	0	0	0	0	0	0
Ken Sanders, R (10, 1)											0	0	0	0	0	0	0
Bob Myrick, R (10, 1)											0	0	0	0	0	0	0
Inning Stats	R: 0 E: 0 K: 0 S: 3 H: 0 LOB: 0 BB: 0 P: 3	R: 0 E: 0 K: 1 S: 5 H: 0 LOB: 0 BB: 0 P: 5	R: 0 E: 0 K: 0 S: 4 H: 1 LOB: 1 BB: 0 P: 4	R: 1 E: 0 K: 0 S: 4 H: 1 LOB: 0 BB: 0 P: 4	R: 1 E: 0 K: 1 S: 7 H: 2 LOB: 1 BB: 0 P: 7	R: 0 E: 0 K: 0 S: 3 H: 1 LOB: 1 BB: 1 P: 7	R: 0 E: 0 K: 1 S: 7 H: 2 LOB: 2 BB: 0 P: 7	R: 0 E: 0 K: 1 S: 7 H: 2 LOB: 2 BB: 0 P: 7	R: 0 E: 0 K: 1 S: 5 H: 0 LOB: 0 BB: 0 P: 5	R: 0 E: 0 K: 2 S: 7 H: 0 LOB: 1 BB: 1 P: 11	1B: 7 2B: 1 3B: 0 HR: 1	SF: 0 SAC: 0 DP: 1 HBP: 0					

PITCHER	IP	WLS	BF	H	R	ER	SO	BB	IBB	HBP	BLK	WP	HR	S	P	ERA	WHIP
Bob Forsch, R (1, 1) ERA: 4.33	6.0		23	5	2	2	2	1	0	0	0	0	1	26	30	3.00	1.000
Mike Wallace, L (7, 1) ERA: 1.64	1.2		9	4	0	0	2	0	0	0	0	0	0	13	13	0.00	2.400
Al Hrabosky, L (8, 1) ERA: 3.31	2.1	W	8	0	0	0	3	1	0	0	0	0	0	13	17	0.00	0.429

PITCHER	IP	WLS	BF	H	R	ER	SO	BB	IBB	HBP	BLK	WP	HR	S	P	ERA	WHIP

BOTTOM

St. Louis Cardinals @ New York Mets

Shea Stadium, Flushing, NY

Sat May 29 1976, 7:05 PM EDT
Att. 20,630 - Unknown

livebaseballscorecards.com

AB	38
R	2
H	9
RBI	2
BB	2
SO	7
LOB	12

WP: 0 PB: 0 SB: 0 CS: 0

PA: 40

Batter	1	2	3	4	5	6	7	8	9	10	11	AB	R	H	RBI	BB	SO	LOB
Lou Brock, L (1, 7) OBP: 0.310, SLG: 0.333	F5		6-3		F7			4-3 S 1B	1B 1-2 2-H 3-H 1B		E 1-2 2-3 IBB	5	0	2	2	1	0	1
Don Kessinger, S (1, 6) OBP: 0.296, SLG: 0.285	BB		F7			F7		1-3 1-2	1-3 2-H 1B		SF7 1-2 2-3 3-H	4	0	1	2	1	0	1
Bake McBride, L (1, 8) OBP: 0.417, SLG: 0.456	P4			2B		1B 1B		4-3 2-3	1-3		BB	5	1	2	0	1	0	4
Reggie Smith, S (1, 5) OBP: 0.272, SLG: 0.414	G3			K		1-H 1B		3-1		K	4-3	6	0	1	1	0	2	6
Ted Simmons, S (1, 2) OBP: 0.339, SLG: 0.351		G3 1B		F7		P6			1-3	4-3		5	0	1	0	0	0	1
Ron Fairly, L (1, 3) OBP: 0.457, SLG: 0.400		F4		F7			1B G1-6-3 BB		BB BB 1B BB	F7		3	2	0	0	2	0	2
Willie Crawford, L (1, 9) OBP: 0.389, SLG: 0.521		G3 1-2			F7		G1-6-3 1-3 1B		BB 1-2 1B BB		WP SH SF7 1B	4	2	2	0	1	0	1
Mike Tyson, R (1, 4) OBP: 0.234, SLG: 0.339		6-3			F2		G1-6-3 1-2f 3-H		P6		SH SF7 WP 1-2	2	0	0	0	0	0	1
Vic Harris, S (7, PH) OBP: 0.315, SLG: 0.359 (7, 4)												2	0	0	0	0	0	3
Lynn McGlothen, L (1, 1) OBP: 0.179, SLG: 0.148 Keith Hernandez, L (7, PH) OBP: 0.284, SLG: 0.253 Mike Wallace, L (7, 1) Bill Greif, R (8, 1) Jerry Mumphrey, S (9, PH) OBP: 0.250, SLG: 0.348 Al Hrabosky, R (9, 1)			P6		1B		K		1B 1-2 2-3 BB		K	2	0	1	0	0	0	0
												1	0	0	0	0	1	0
												0	0	0	0	0	0	0
												0	0	0	0	0	0	0
												0	1	0	0	1	0	0
												1	0	0	0	0	1	2
Inning Stats	R: 0 E: 0 K: 0 S: 3 H: 0 LOB: 1 BB: 1 P: 7	R: 0 E: 0 K: 0 S: 4 H: 1 LOB: 1 BB: 0 P: 4	R: 0 E: 0 K: 0 S: 3 H: 0 LOB: 0 BB: 0 P: 3	R: 0 E: 0 K: 1 S: 6 H: 1 LOB: 1 BB: 0 P: 6	R: 0 E: 0 K: 0 S: 4 H: 1 LOB: 1 BB: 0 P: 4	R: 1 E: 0 K: 0 S: 4 H: 2 LOB: 0 BB: 0 P: 4	R: 1 E: 0 K: 1 S: 5 H: 1 LOB: 0 BB: 1 P: 9	R: 0 E: 0 K: 0 S: 4 H: 1 LOB: 1 BB: 0 P: 4	R: 3 E: 0 K: 0 S: 5 H: 2 LOB: 2 BB: 3 P: 17	R: 0 E: 0 K: 1 S: 5 H: 0 LOB: 0 BB: 0 P: 5	R: 1 E: 2 K: 1 S: 7 H: 1 LOB: 3 BB: 2 P: 15	1B: 9 2B: 1 3B: 0 HR: 0	SF: 1 SAC: 1 DP: 1 HBP: 0					

PITCHER		IP	WLS	BF	H	R	ER	SO	BB	IBB	HBP	BLK	WP	HR	S	P	ERA	WHIP
Tom Seaver, R ERA: 3.43	(1, 1)	8.2		37	8	5	5	2	5	0	0	0	0	0	36	56	5.19	1.500
Skip Lockwood, R ERA: 1.65	(9, 1)	2.0	L	10	2	1	0	2	0	1	0	0	1	0	13	17	0.00	1.000
Bob Myrick, L ERA:	(11, 1)	0.1		2	0	0	0	0	1	0	0	0	0	0	1	5	0.00	3.000

PITCHER	IP	WLS	BF	H	R	ER	SO	BB	IBB	HBP	BLK	WP	HR	S	P	ERA	WHIP

TOP

St. Louis Cardinals @ New York Mets

Shea Stadium, Flushing, NY

Sun May 30 1976, 3:33 AM EDT

Att. 50,332 - Unknown

livebaseballscorecards.com

AB	40
R	6
H	10
RBI	5
BB	7
SO	4
LOB	22

WP: 1 PA: 49
PB: 0
SB: 1
CS: 0

Batter	1	2	3	4	5	6	7	8	9	10	11	AB	R	H	RBI	BB	SO	LOB
Wayne Garrett, L (1, 4) OBP: 0.347, SLG: 0.314	4-3		F8		G3		4-3		4-3 SH1-4 BB		BB BB	4	0	0	0	2	0	2
Del Unser, L (1, 8) OBP: 0.288, SLG: 0.363	F8			CS 2B		HR BB	K		SH1-4 1-2		1-2 BB	3	1	1	0	1	1	0
Benny Ayala, R (11, PH) OBP: 0.179, SLG: 0.231												0	0	0	0	1	0	0
John Milner, L (1, 7) OBP: 0.431, SLG: 0.602	4-3			CS 1B BB		1-H HR	G3		4-3 2-3		4-3	3	2	1	2	1	0	0
Leon Brown, R (8, 7) OBP: 0.353, SLG: 0.375												2	0	0	0	0	0	3
Dave Kingman, R (1, 9) OBP: 0.289, SLG: 0.565		K		K 1-2 2-3		5-3 BLK PB 1B		F7	L5			5	1	1	0	0	2	3
Ed Kranepool, L (1, 3) OBP: 0.329, SLG: 0.368		F8		2-H 1B		F7 1-2		1B 1B		1-3		5	1	2	1	0	0	1
Ron Hodges, L (1, 2) OBP: 0.429, SLG: 0.404		P6		6-3		PB 5-3 IBB		1-3 1B		6-3		3	0	1	0	1	0	1
Jerry Grote, R (10, PH) OBP: 0.374, SLG: 0.313												1	0	0	0	0	0	0
(11, 2)																		
Roy Staiger, R (1, 5) OBP: 0.216, SLG: 0.200			F8		F2	5-3 1-2 2-3		1B IBB		F7		4	0	0	0	1	0	2
Mike Phillips, L (1, 6) OBP: 0.235, SLG: 0.204			SH2-6-3 1B		3-1	PB IBB		FC6-4 1-3 3-H 1B			F9	4	0	2	1	1	0	0
Tom Seaver, R (1, 1) OBP: 0.194, SLG: 0.074			SH2-6-3 1-2		BB	L3 1-2 2-3 3-H		FC6-4 1-2f			P4	2	0	0	0	1	0	4
Skip Lockwood, R (9, 1) OBP: 0.500, SLG: 0.400												0	0	0	0	0	0	0
Bob Myrick, R (11, 1)												0	0	0	0	0	0	0
Joe Torre, R (11, PH) OBP: 0.340, SLG: 0.424												1	0	0	0	0	0	0
Inning Stats	R: 0 H: 0 E: 0 LOB: 0 K: 0 BB: 0 S: 3 P: 3	R: 0 H: 0 E: 0 LOB: 0 K: 1 BB: 0 S: 5 P: 5	R: 0 H: 1 E: 0 LOB: 1 K: 0 BB: 0 S: 4 P: 4	R: 1 H: 2 E: 0 LOB: 1 K: 1 BB: 1 S: 6 P: 10	R: 0 H: 0 E: 0 LOB: 1 K: 0 BB: 1 S: 3 P: 7	R: 3 H: 2 E: 0 LOB: 2 K: 0 BB: 3 S: 5 P: 17	R: 0 H: 0 E: 0 LOB: 0 K: 1 BB: 0 S: 5 P: 5	R: 1 H: 3 E: 0 LOB: 2 K: 0 BB: 1 S: 5 P: 9	R: 0 H: 0 E: 0 LOB: 1 K: 0 BB: 1 S: 3 P: 7	R: 0 H: 0 E: 0 LOB: 0 K: 0 BB: 0 S: 3 P: 3	R: 0 H: 0 E: 0 LOB: 2 K: 0 BB: 2 S: 3 P: 11	1B: 6 2B: 2 3B: 0 HR: 1	SF: 0 SAC: 2 DP: 1 HBP: 0					

PITCHER		IP	WLS	BF	H	R	ER	SO	BB	IBB	HBP	BLK	WP	HR	S	P	ERA	WHIP
Lynn McGlothen, R ERA: 2.52	(1, 1)	6.0		27	5	4	3	2	3	2	0	1	0	1	26	46	4.50	1.333
Mike Wallace, L ERA: 1.9	(7, 1)	1.2		8	3	1	1	1	0	1	0	0	0	0	9	13	5.40	1.800
Bill Greif, R ERA: 6.92	(8, 1)	0.1		1	0	0	0	0	0	0	0	0	0	0	1	1	0.00	0.000
Al Hrabosky, L ERA: 3.05	(9, 1)	3.0	W	12	0	0	0	0	3	0	0	0	0	0	9	21	0.00	1.000

PITCHER	IP	WLS	BF	H	R	ER	SO	BB	IBB	HBP	BLK	WP	HR	S	P	ERA	WHIP

BOTTOM

St. Louis Cardinals @ New York Mets

Shea Stadium, Flushing, NY

Sun May 30 1976, 3:33 AM EDT
Att. 50,332 - Unknown

livebaseballscorecards.com

AB	37
R	5
H	8
RBI	4
BB	9
SO	3
LOB	16

WP: 0		PA:	48
PB: 1			
SB: 0			
CS: 2			

Batter	1	2	3	4	5	6	7	8	9	AB	R	H	RBI	BB	SO	LOB
Rennie Stennett, R (1, 4) OBP: 0.271, SLG: 0.333	4-3		3-H 1B			F4		F8		4	0	1	1	0	0	0
Manny Sanguillen, R (1, 2) OBP: 0.307, SLG: 0.324	6-3		F9			5-3		5-3		4	0	0	0	0	0	1
Al Oliver, L (1, 8) OBP: 0.347, SLG: 0.486	K			6-3		F8			6-3	4	0	0	0	0	1	0
Willie Stargell, L (1, 3) OBP: 0.390, SLG: 0.535		K		F6			F4		FC5-4 1B	4	0	1	0	0	1	0
Richie Zisk, R (1, 7) OBP: 0.360, SLG: 0.497		K		F4			HR		FC5-4 1-2f	4	1	1	1	0	1	1
Bill Robinson, R (1, 9) OBP: 0.388, SLG: 0.583		K			F4		BB		L5	3	0	0	0	1	1	1
Tommy Helms, R (1, 5) OBP: 0.333, SLG: 0.545			1B 3B		FC6-4 1B		F9			3	1	2	0	0	0	1
Frank Taveras, R (1, 6) OBP: 0.259, SLG: 0.233			K		FC6-4 1-2f		G2			3	0	0	0	0	1	3
Jerry Reuss, L (1, 1) OBP: 0.360, SLG: 0.435			K		K			F3		1	0	0	0	0	1	1
Kent Tekulve, R (4, 1)										1	0	0	0	0	1	1
Ramon Hernandez, S (5, 1)										1	0	0	0	0	0	0
Inning Stats	R: 0 E: 0 K: 1 S: 5 H: 0 LOB: 0 BB: 0 P: 5	R: 0 E: 0 K: 3 S: 9 H: 0 LOB: 0 BB: 0 P: 9	R: 1 E: 0 K: 2 S: 9 H: 2 LOB: 0 BB: 0 P: 9	R: 0 E: 0 K: 0 S: 3 H: 0 LOB: 0 BB: 0 P: 3	R: 0 E: 0 K: 1 S: 6 H: 1 LOB: 1 BB: 0 P: 6	R: 0 E: 0 K: 0 S: 3 H: 0 LOB: 0 BB: 0 P: 3	R: 1 E: 0 K: 0 S: 4 H: 1 LOB: 1 BB: 1 P: 8	R: 0 E: 0 K: 0 S: 3 H: 0 LOB: 0 BB: 0 P: 3	R: 0 E: 0 K: 0 S: 4 H: 1 LOB: 1 BB: 0 P: 4	1B: 3 2B: 0 3B: 1 HR: 1	SF: 0 SAC: 0 DP: 0 HBP: 0						

TOP

Pittsburgh Pirates @ New York Mets

Shea Stadium, Flushing, NY

Mon May 31 1976, 3:33 AM EDT

Unknown

livebaseballscorecards.com

AB	32
R	2
H	5
RBI	2
BB	1
SO	7
LOB	9

PITCHER	IP	WLS	BF	H	R	ER	SO	BB	IBB	HBP	BLK	WP	HR	S	P	ERA	WHIP
Jon Matlack, L (1, 1) ERA: 2.83	9.0	W	33	5	2	2	7	1	0	0	0	0	1	46	50	2.00	0.667

PITCHER	IP	WLS	BF	H	R	ER	SO	BB	IBB	HBP	BLK	WP	HR	S	P	ERA	WHIP

BOTTOM

Pittsburgh Pirates @ New York Mets

Shea Stadium, Flushing, NY

Mon May 31 1976, 3:33 AM EDT

Unknown

livebaseballscorecards.com

Batter	1	2	3	4	5	6	7	8	9	AB	R	H	RBI	BB	SO	LOB
Leon Brown, R (1, 8) OBP: 0.316, SLG: 0.333 Del Unser, L (4, PH) OBP: 0.283, SLG: 0.356 (5, 8)	6-3		5-3	K	F5		K			2	0	0	0	0	0	0
										3	0	0	0	0	2	5
Wayne Garrett, L (1, 4) OBP: 0.355, SLG: 0.319	CS BB		F6	2B 1B	1B 1B		F4			4	1	2	3	1	0	0
John Milner, L (1, 7) OBP: 0.421, SLG: 0.592	K		F3	2B	K			F9		5	0	1	2	0	2	3
Dave Kingman, R (1, 9) OBP: 0.293, SLG: 0.564 Benny Ayala, R (5, PR) OBP: 0.179, SLG: 0.231 (6, 9) Bruce Boisclair, L (6, 9) OBP: 0.373, SLG: 0.396		1B 1B	F8 4-3		FC5-4 1B			F5		4	1	2	1	0	0	1
										0	0	0	0	0	0	0
										1	0	0	0	0	0	0
Joe Torre, R (1, 3) OBP: 0.352, SLG: 0.437		FC5-4 SF8 1B	E5 2B	BB	1B 1B 2B FC5-4			1B BB		4	3	2	0	1	0	2
Jerry Grote, R (1, 2) OBP: 0.390, SLG: 0.322		FC5-4 1B	2B BB	1B 1B BB BB	F9			1B		3	2	2	1	2	0	0
Roy Staiger, R (1, 5) OBP: 0.238, SLG: 0.250		FC5-4 SF8	1B 2B	BB 1B 1B	6-3			F6		5	2	2	2	0	0	4
Mike Phillips, L (1, 6) OBP: 0.255, SLG: 0.231		SF8	1B 1B	BB 1B	K					3	2	2	3	0	1	0
Jon Matlack, L (1, 1) OBP: 0.276, SLG: 0.200		K	1B 2B	1B BB			K			3	2	1	1	1	2	1
Inning Stats	R: 0 E: 0 K: 1 S: 4 H: 0 LOB: 1 BB: 1 P: 8	R: 2 E: 0 K: 1 S: 8 H: 3 LOB: 1 BB: 0 P: 8	R: 0 E: 0 K: 0 S: 3 H: 0 LOB: 0 BB: 0 P: 3	R: 6 E: 1 K: 1 S: 11 H: 5 LOB: 1 BB: 1 P: 15	R: 5 E: 0 K: 1 S: 10 H: 5 LOB: 2 BB: 2 P: 18	R: 0 E: 0 K: 1 S: 5 H: 0 LOB: 0 BB: 0 P: 5	R: 0 E: 0 K: 2 S: 7 H: 0 LOB: 0 BB: 0 P: 7	R: 0 E: 0 K: 0 S: 4 H: 1 LOB: 2 BB: 1 P: 8		1B: 11 2B: 4 3B: 0 HR: 0 SF: 1 SAC: 0 DP: 1 HBP: 0						

	AB	37
	R	13
	H	14
	RBI	13
	BB	5
	SO	7
	LOB	16

WP: 0 PB: 0 SB: 0 CS: 1 PA: 43

PITCHER		IP	WLS	BF	H	R	ER	SO	BB	IBB	HBP	BLK	WP	HR	S	P	ERA	WHIP
Jerry Reuss, L ERA: 4.09	(1, 1)	3.1	L	18	6	7	5	2	2	0	0	0	0	0	20	28	13.50	2.400
Kent Tekulve, R ERA: 5.0	(4, 1)	0.2		8	5	5	4	1	1	0	0	0	0	0	9	13	54.00	9.000
Ramon Hernandez, L ERA: 4.41	(5, 1)	4.0		17	3	1	1	4	2	0	0	0	0	0	23	31	2.25	1.250

PITCHER	IP	WLS	BF	H	R	ER	SO	BB	IBB	HBP	BLK	WP	HR	S	P	ERA	WHIP

Pittsburgh Pirates @ New York Mets

Shea Stadium, Flushing, NY

Mon May 31 1976, 3:38 AM EDT

Att. 46,004 - Unknown

TOP

livebaseballscorecards.com

Batter	1	2	3	4	5	6	7	8	9	AB	R	H	RBI	BB	SO	LOB
Rennie Stennett, R (1, 4) OBP: 0.275, SLG: 0.332	E 1B 1B	F6		F8			5-3 2-3		BB	4	1	1	0	1	0	2
Richie Hebner, L (1, 5) OBP: 0.270, SLG: 0.247	F6		F8		F8		F7		F8	5	0	0	0	0	0	3
Al Oliver, L (1, 8) OBP: 0.351, SLG: 0.486	E6 1-2 1B		1B 1B		3-1			1B FC5-2 1B		4	0	2	0	0	0	1
Dave Parker, L (1, 9) OBP: 0.336, SLG: 0.573	1-2 2-H 1B		1-2 1B		L7			1-3 FC5-2 1B		4	0	3	1	0	0	0
Richie Zisk, R (1, 7) OBP: 0.352, SLG: 0.485	F9		F8			5-3		FC5-2 1-2 3-H		4	0	0	0	0	0	6
Bob Robertson, R (1, 3) OBP: 0.300, SLG: 0.154	F9		F7			F7		F7		4	0	0	0	0	0	6
Duffy Dyer, R (1, 2) OBP: 0.317, SLG: 0.444		HR		K		F7		F8		4	1	1	1	0	1	2
Frank Taveras, R (1, 6) OBP: 0.259, SLG: 0.234		6-3		6-3			S SH3-4 1B		6-3	4	0	1	0	0	0	0
Doc Medich, R (1, 1) OBP: 0.182, SLG: 0.100		K		1B			SH3-4 1-2		K	3	0	1	0	0	2	0
Inning Stats	R: 1 E: 1 K: 0 S: 6 H: 2 LOB: 2 BB: 0 P: 6	R: 1 E: 0 K: 1 S: 6 H: 1 LOB: 0 BB: 0 P: 6	R: 0 E: 0 K: 0 S: 5 H: 2 LOB: 2 BB: 0 P: 5	R: 0 E: 0 K: 1 S: 6 H: 1 LOB: 1 BB: 0 P: 6	R: 0 E: 0 K: 0 S: 3 H: 0 LOB: 0 BB: 0 P: 3	R: 0 E: 0 K: 0 S: 3 H: 0 LOB: 0 BB: 0 P: 3	R: 0 E: 0 K: 0 S: 4 H: 1 LOB: 1 BB: 0 P: 4	R: 0 E: 0 K: 0 S: 5 H: 2 LOB: 2 BB: 0 P: 5	R: 0 E: 0 K: 1 S: 5 H: 0 LOB: 1 BB: 1 P: 9	1B: 8 2B: 0 3B: 0 HR: 1 SF: 0 SAC: 1 DP: 0 HBP: 0						

	AB	36
	R	2
	H	9
	RBI	2
	BB	1
	SO	3
	LOB	20

WP: 0 PB: 0 SB: 1 CS: 0 PA: 38

PITCHER		IP	WLS	BF	H	R	ER	SO	BB	IBB	HBP	BLK	WP	HR	S	P	ERA	WHIP
Bob Apodaca, R ERA: 1.91	(1, 1)	7.0	L	29	7	2	1	2	0	0	0	0	0	1	33	33	1.29	1.000
Rick Baldwin, R ERA:	(8, 1)	2.0		9	2	0	0	1	1	0	0	0	0	0	10	14	0.00	1.500

PITCHER		IP	WLS	BF	H	R	ER	SO	BB	IBB	HBP	BLK	WP	HR	S	P	ERA	WHIP

Batter	1	2	3	4	5	6	7	8	9	AB	R	H	RBI	BB	SO	LOB
Del Unser, L (1, 8) OBP: 0.277, SLG: 0.348	K		K		4-3			K		4	0	0	0	0	3	0
Wayne Garrett, L (1, 4) OBP: 0.364, SLG: 0.322	FC6-4 BB		FC4-6 BB		1B			F6		2	0	1	0	2	0	0
John Milner, L (1, 7) OBP: 0.408, SLG: 0.570	FC6-4 1-2f		FC4-6 1-2f		4-3			F3		4	0	0	0	0	0	3
Dave Kingman, R (1, 9) OBP: 0.287, SLG: 0.552	F9		F2			F2			K	4	0	0	0	0	1	2
Ed Kranepool, L (1, 3) OBP: 0.333, SLG: 0.371		1B 1B		1B		G3			4-3	4	0	2	0	0	0	0
Ron Hodges, L (1, 2) OBP: 0.433, SLG: 0.471		1-2 1B		K		1-3			HR	4	1	2	1	0	1	1
Roy Staiger, R (1, 5) OBP: 0.217, SLG: 0.227		F4		F8			6-3		F4	4	0	0	0	0	0	3
Mike Phillips, L (1, 6) OBP: 0.241, SLG: 0.218		K		F9			F7			3	0	0	0	0	1	3
Bob Apodaca, R (1, 1) OBP: 0.333, SLG: 0.500 Bruce Boisclair, L (7, PH) OBP: 0.365, SLG: 0.388 Rick Baldwin, L (8, 1)		F9			K		K			2 1 0	0 0 0	0 0 0	0 0 0	0 0 0	1 1 0	2 0 0
Inning Stats	R: 0 E: 0 K: 1 S: 5 H: 0 LOB: 1 BB: 1 P: 9	R: 0 E: 0 K: 1 S: 7 H: 2 LOB: 2 BB: 0 P: 7	R: 0 E: 0 K: 1 S: 5 H: 0 LOB: 1 BB: 1 P: 9	R: 0 E: 0 K: 1 S: 6 H: 1 LOB: 1 BB: 0 P: 6	R: 0 E: 0 K: 1 S: 6 H: 1 LOB: 1 BB: 0 P: 6	R: 0 E: 0 K: 0 S: 3 H: 0 LOB: 0 BB: 0 P: 3	R: 0 E: 0 K: 1 S: 5 H: 0 LOB: 0 BB: 0 P: 5	R: 0 E: 0 K: 1 S: 5 H: 0 LOB: 0 BB: 0 P: 5	R: 1 E: 0 K: 1 S: 6 H: 1 LOB: 0 BB: 0 P: 6	1B: 4 2B: 0 3B: 0 HR: 1 SF: 0 SAC: 0 DP: 0 HBP: 0						

PITCHER	IP	WLS	BF	H	R	ER	SO	BB	IBB	HBP	BLK	WP	HR	S	P	ERA	WHIP
Doc Medich, R (1, 1) ERA: 3.36	9.0	W	34	5	1	1	8	2	0	0	0	0	1	48	56	1.00	0.778

PITCHER	IP	WLS	BF	H	R	ER	SO	BB	IBB	HBP	BLK	WP	HR	S	P	ERA	WHIP

BOTTOM

Pittsburgh Pirates @ New York Mets

Shea Stadium, Flushing, NY

Mon May 31 1976, 3:38 AM EDT

Att. 46,004 - Unknown

livebaseballscorecards.com

AB	32
R	1
H	5
RBI	1
BB	2
SO	8
LOB	14

PA: 34

WP: 0
PB: 0
SB: 0
CS: 0

Pittsburgh Pirates @ New York Mets

Shea Stadium, Flushing, NY

Tue Jun 01 1976, 7:05 PM EDT

Att. 13,596 - Unknown

livebaseballscorecards.com

Batter	1	2	3	4	5	6	7	8	9	AB	R	H	RBI	BB	SO	LOB
Rennie Stennett, R (1, 4) OBP: 0.273, SLG: 0.328	4-3		6-3		L4 2-3		L3		1-3 1B	5	0	1	0	0	0	1
Manny Sanguillen, R (1, 2) OBP: 0.297, SLG: 0.313	F4		1-3		5-3		G3		F2	5	0	0	0	0	0	3
Al Oliver, L (1, 8) OBP: 0.342, SLG: 0.473	3-1			6-3		F5	4-3			4	0	0	0	0	0	0
Bill Robinson, R (1, 9) OBP: 0.396, SLG: 0.596		L7		HR 1B		1B 2B		8-6-4 1B		3	2	2	0	0	0	0
Ed Kirkpatrick, L (6, 9) OBP: 0.355, SLG: 0.259										1	0	1	0	0	0	0
Richie Zisk, R (1, 7) OBP: 0.355, SLG: 0.486		1B 1B		K		2B 2-H 1B		8-6-4 1-2f		4	0	2	1	0	1	2
Bob Robertson, R (1, 3) OBP: 0.315, SLG: 0.256		1-2 1B		1-H HR		F8		F8		4	1	2	2	0	0	1
Richie Hebner, L (1, 5) OBP: 0.275, SLG: 0.267		K		1-3		1-3 2B			1-3 FC1-2 2B	4	0	2	0	0	1	2
Frank Taveras, R (1, 6) OBP: 0.267, SLG: 0.236		K			E SH5-4 1B	FC6-4 IBB			1-3 2-3	3	0	1	0	1	1	3
John Candelaria, L (1, 1) OBP: 0.238, SLG: 0.111			K		SH5-4 1-2	FC6-4 1-2f			FC1-2 1B 3-H	3	0	0	0	0	1	4

Inning Stats	1	2	3	4	5	6	7	8	9		
	R: 0 H: 0	R: 0 H: 2	R: 0 H: 0	R: 2 H: 2	R: 0 H: 1	R: 1 H: 3	R: 0 H: 0	R: 0 H: 1	R: 0 H: 2	1B: 7 SF: 0	WP: 0 PA: 38
	E: 0 LOB: 0	E: 0 LOB: 2	E: 0 LOB: 0	E: 0 LOB: 0	E: 1 LOB: 1	E: 0 LOB: 3	E: 0 LOB: 0	E: 0 LOB: 0	E: 0 LOB: 2	2B: 4 SAC: 1	PB: 0
	K: 0 BB: 0	K: 2 BB: 0	K: 1 BB: 0	K: 1 BB: 0	K: 0 BB: 0	K: 0 BB: 1	K: 0 BB: 0	K: 0 BB: 0	K: 0 BB: 0	3B: 0 DP: 1	SB: 0
	S: 3 P: 3	S: 9 P: 9	S: 5 P: 5	S: 7 P: 7	S: 4 P: 4	S: 6 P: 10	S: 3 P: 3	S: 3 P: 3	S: 5 P: 5	HR: 1 HBP: 0	CS: 0

PITCHER		IP	WLS	BF	H	R	ER	SO	BB	IBB	HBP	BLK	WP	HR	S	P	ERA	WHIP
Jerry Koosman, L ERA: 2.84	(1, 1)	8.0	L	33	9	3	3	4	0	1	0	0	0	1	40	44	3.38	1.125
Bob Myrick, L ERA:	(9, 1)	0.2		4	2	0	0	0	0	0	0	0	0	0	4	4	0.00	3.000
Ken Sanders, R ERA: 1.76	(9, 1)	0.1		1	0	0	0	0	0	0	0	0	0	0	1	1	0.00	0.000

PITCHER	IP	WLS	BF	H	R	ER	SO	BB	IBB	HBP	BLK	WP	HR	S	P	ERA	WHIP

Pittsburgh Pirates @ New York Mets

Shea Stadium, Flushing, NY

Tue Jun 01 1976, 7:05 PM EDT

Att. 13,596 - Unknown

livebaseballscorecards.com

BOTTOM

Batter	1	2	3	4	5	6	7	8	9	AB	R	H	RBI	BB	SO	LOB
Leon Brown, R (1, 8) OBP: 0.261, SLG: 0.273	F9		F4			F9		F9		4	0	0	0	0	0	1
Mike Phillips, L (1, 4) OBP: 0.233, SLG: 0.211	K			4-3		G3			K	2	0	0	0	0	1	0
Felix Millan, R (6, PH) OBP: 0.330, SLG: 0.350										1	0	0	0	0	0	0
Wayne Garrett, L (7, 4) OBP: 0.362, SLG: 0.320										1	0	0	0	0	1	0
Joe Torre, R (1, 3) OBP: 0.366, SLG: 0.505	HR			1B G1-2-3		K			HR	4	2	3	2	0	1	0
Dave Kingman, R (1, 9) OBP: 0.286, SLG: 0.546	K			1B 1-2			K		K	4	0	1	0	0	3	0
Roy Staiger, R (1, 5) OBP: 0.220, SLG: 0.229		K		1B 1-2 2-3			K		F8	4	0	1	0	0	2	0
Jerry Grote, R (1, 2) OBP: 0.381, SLG: 0.314		F4		G1-2-3 3-Hf			6-3			3	0	0	0	0	0	3
Jack Heidemann, R (1, 6)		6-3			6-3			F2		3	0	0	0	0	0	0
Ed Kranepool, L (1, 7) OBP: 0.328, SLG: 0.364			L7		K			K		3	0	0	0	0	2	0
Jerry Koosman, R (1, 1) OBP: 0.368, SLG: 0.421			K		K			1B		2	0	0	0	0	2	0
John Milner, L (8, PH) OBP: 0.413, SLG: 0.574										1	0	1	0	0	0	0
Bruce Boisclair, L (8, PR) OBP: 0.365, SLG: 0.388										0	0	0	0	0	0	0
Bob Myrick, R (9, 1)										0	0	0	0	0	0	0
Ken Sanders, R (9, 1)										0	0	0	0	0	0	0

	AB	32
	R	2
	H	6
	RBI	2
	BB	0
	SO	12
	LOB	4

Inning Stats	1	2	3	4	5	6	7	8	9
	R: 1 E: 0 K: 2 S: 8	R: 0 E: 0 K: 1 S: 5	R: 0 E: 0 K: 1 S: 5	R: 0 E: 0 K: 0 S: 5	R: 0 E: 0 K: 2 S: 7	R: 0 E: 0 K: 1 S: 5	R: 0 E: 0 K: 2 S: 7	R: 0 E: 0 K: 1 S: 6	R: 1 E: 0 K: 2 S: 8
	H: 1 LOB: 0 BB: 0 P: 8	H: 0 LOB: 0 BB: 0 P: 5	H: 0 LOB: 0 BB: 0 P: 5	H: 3 LOB: 2 BB: 0 P: 5	H: 0 LOB: 0 BB: 0 P: 7	H: 0 LOB: 0 BB: 0 P: 5	H: 0 LOB: 0 BB: 0 P: 7	H: 1 LOB: 1 BB: 0 P: 6	H: 1 LOB: 0 BB: 0 P: 8

	1B	4	SF	0	WP	0	PA	32
	2B	0	SAC	0	PB	0		
	3B	0	DP	1	SB	0		
	HR	2	HBP	0	CS	0		

PITCHER		IP	WLS	BF	H	R	ER	SO	BB	IBB	HBP	BLK	WP	HR	S	P	ERA	WHIP
John Candelaria, L ERA: 3.19	(1, 1)	9.0	W	32	6	2	2	12	0	0	0	0	0	2	56	56	2.00	0.667

PITCHER	IP	WLS	BF	H	R	ER	SO	BB	IBB	HBP	BLK	WP	HR	S	P	ERA	WHIP

Batter	1	2	3	4	5	6	7	8	9	AB	R	H	RBI	BB	SO	LOB
Rick Monday, L (1, 8) OBP: 0.383, SLG: 0.541	CS 1B		K		E 1B 1B	1B 1B		BB		4	2	3	0	1	1	1
Jose Cardenal, R (1, 7) OBP: 0.365, SLG: 0.459	5-3 1-2		5-3		1B 1B 1B HBP 1-3	1B 1B 1-3		1B 1-3		4	1	2	0	0	0	2
Bill Madlock, R (1, 5) OBP: 0.394, SLG: 0.485	B1-3		BB		1B 1B 1-2 3-H	1-3 3-H		F8		2	1	1	1	1	0	0
Dave Rosello, R (5, 6) OBP: 0.349, SLG: 0.276										2	0	1	1	0	0	2
Larry Biittner, L (1, 3) OBP: 0.257, SLG: 0.279		HBP BB	BB		E 1B 4-3 1-2 2-3	1-3			3-1	3	1	1	0	2	0	1
Manny Trillo, R (1, 4) OBP: 0.340, SLG: 0.341		F8	1-3		E9 4-3 1-3 2-H 3-H		CS 1B		F7	5	0	2	2	0	0	4
Joe Wallis, S (1, 9) OBP: 0.275, SLG: 0.351		P5		S 1B	4-3 2-3 3-H		3-1 1-2		3-1	5	0	1	1	0	0	3
Steve Swisher, R (1, 2) OBP: 0.285, SLG: 0.355		1-0 FC6-4 1-2 HBP	K 1-2		1-3		K			3	0	0	0	0	2	2
Mick Kelleher, R (1, 6) (5, 5) OBP: 0.273, SLG: 0.333		FC6-4 1-2f	6-3		L7			K		4	0	0	0	0	1	4
Bill Bonham, R (1, 1) OBP: 0.190, SLG: 0.250			BB 2B	5-3		P3		6-3		4	0	1	0	0	0	1
Inning Stats	R: 0 H: 1 E: 0 LOB: 0 K: 0 BB: 0 S: 3 P: 3	R: 0 H: 0 E: 0 LOB: 2 K: 0 BB: 1 S: 3 P: 8	R: 0 H: 1 E: 0 LOB: 3 K: 1 BB: 2 S: 6 P: 14	R: 0 H: 1 E: 0 LOB: 1 K: 1 BB: 0 S: 6 P: 6	R: 4 H: 4 E: 2 LOB: 1 K: 0 BB: 0 S: 7 P: 8	R: 1 H: 3 E: 0 LOB: 1 K: 0 BB: 0 S: 5 P: 5	R: 0 H: 1 E: 0 LOB: 0 K: 1 BB: 0 S: 5 P: 5	R: 0 H: 1 E: 0 LOB: 2 K: 1 BB: 1 S: 6 P: 10	R: 0 H: 0 E: 0 LOB: 0 K: 0 BB: 0 S: 3 P: 3	1B: 11 SF: 0 2B: 1 SAC: 0 3B: 0 DP: 0 HR: 0 HBP: 2						

TOP

Chicago Cubs @ New York Mets

Shea Stadium, Flushing, NY

Wed Jun 02 1976, 7:05 PM EDT

Att. 11,162 - Cloudy - 57 F

livebaseballscorecards.com

AB	36
R	5
H	12
RBI	5
BB	4
SO	4
LOB	20

WP: 0 PA: 42
PB: 0
SB: 1
CS: 2

PITCHER		IP	WLS	BF	H	R	ER	SO	BB	IBB	HBP	BLK	WP	HR	S	P	ERA	WHIP
Craig Swan, R ERA: 5.44	(1, 1)	4.0	L	23	7	4	4	2	3	0	2	0	0	0	22	36	9.00	2.500
Rick Baldwin, R ERA: 1.29	(5, 1)	2.0		8	3	1	1	0	0	0	0	0	0	0	8	8	4.50	1.500
Ken Sanders, R ERA: 1.47	(7, 1)	3.0		11	2	0	0	2	1	0	0	0	0	0	14	18	0.00	1.000

PITCHER	IP	WLS	BF	H	R	ER	SO	BB	IBB	HBP	BLK	WP	HR	S	P	ERA	WHIP

Chicago Cubs @ New York Mets

Shea Stadium, Flushing, NY

Wed Jun 02 1976, 7:05 PM EDT

Att. 11,162 - Cloudy - 57 F

BOTTOM

Batter	1	2	3	4	5	6	7	8	9	AB	R	H	RBI	BB	SO	LOB
Del Unser, L (1, 8) OBP: 0.269, SLG: 0.339	E3 BB 1B G5-4-3	SF8 3-H			6-3	F9			G3	4	1	0	1	0	0	1
Wayne Garrett, L (1, 4) OBP: 0.363, SLG: 0.322	G5-4-3 BB 1-2 1B	F5			1B 1B		F8		F8	5	1	2	0	0	0	1
Ed Kranepool, L (1, 7) OBP: 0.331, SLG: 0.364	G5-4-3 1-2 2-3 BB	K			WP 1B 1-3 1B		P5			3	0	1	0	1	1	0
Dave Kingman, R (1, 9) OBP: 0.281, SLG: 0.535	G5-4-3 1-2f 2-3 3-H	F7			K		4-3			4	0	0	0	0	1	4
Joe Torre, R (1, 3) OBP: 0.371, SLG: 0.500	BB	6-3			WP 1-2 3-H 1B			4-3		3	0	1	1	1	0	0
Ron Hodges, L (1, 2) OBP: 0.406, SLG: 0.436	P4		4-3	P4 1-2 2-3				5-3		4	0	0	0	0	0	4
Roy Staiger, R (1, 5) OBP: 0.222, SLG: 0.231		K	K		5-3			1B		4	0	1	0	0	2	0
Mike Phillips, L (1, 6) OBP: 0.250, SLG: 0.246		1B SF8 2B	1B		4-3			4-3		4	1	2	0	0	0	1
Craig Swan, R (1, 1) OBP: 0.176, SLG: 0.125		2-3 1B	F7		1B				F3	2	0	1	0	0	0	1
Rick Baldwin, L (5, 1)										0	0	0	0	0	0	0
Bruce Boisclair, L (6, PH) OBP: 0.377, SLG: 0.400										1	0	1	0	0	0	0
Ken Sanders, R (7, 1)										0	0	0	0	0	0	0
Felix Millan, R (9, PH) OBP: 0.328, SLG: 0.348										1	0	0	0	0	0	0
Inning Stats	R: 1 E: 1 K: 0 S: 4 H: 1 LOB: 2 BB: 2 P: 12	R: 1 E: 0 K: 1 S: 7 H: 2 LOB: 1 BB: 0 P: 7	R: 0 E: 0 K: 1 S: 5 H: 0 LOB: 0 BB: 0 P: 5	R: 0 E: 0 K: 1 S: 6 H: 1 LOB: 1 BB: 0 P: 6	R: 1 E: 0 K: 1 S: 8 H: 3 LOB: 2 BB: 0 P: 8	R: 0 E: 0 K: 0 S: 4 H: 1 LOB: 1 BB: 0 P: 4	R: 0 E: 0 K: 0 S: 3 H: 0 LOB: 0 BB: 0 P: 3	R: 0 E: 0 K: 0 S: 4 H: 1 LOB: 1 BB: 0 P: 4	R: 0 E: 0 K: 0 S: 3 H: 0 LOB: 0 BB: 0 P: 3							

PITCHER	IP	WLS	BF	H	R	ER	SO	BB	IBB	HBP	BLK	WP	HR	S	P	ERA	WHIP
Bill Bonham, R (1, 1) ERA: 3.14	9.0	W	38	9	3	2	4	2	0	0	0	1	0	44	52	2.00	1.222

PITCHER	IP	WLS	BF	H	R	ER	SO	BB	IBB	HBP	BLK	WP	HR	S	P	ERA	WHIP

AB	35
R	3
H	9
RBI	2
BB	2
SO	4
LOB	12

1B: 8	SF: 1	WP: 1	PA: 38
2B: 1	SAC: 0	PB: 0	
3B: 0	DP: 1	SB: 0	
HR: 0	HBP: 0	CS: 0	

livebaseballscorecards.com

Batter	1	2	3	4	5	6	7	8	9	AB	R	H	RBI	BB	SO	LOB
Rick Monday, L (1, 8) OBP: 0.386, SLG: 0.535	0-0 ① 1-4-3		BBB 4-0 1B 1-2 BB		SSS 0-3 ③ K			BBB 4-0 WP SH3 BB		2	0	0	0	2	1	1
Jose Cardenal, R (1, 7) OBP: 0.370, SLG: 0.459	SSS 0-3 ② K		x 0-0 ② FC6-4 1-3 2-H 1B			BBBB 4-0 CS BB		x 0-0 ① SH3 1-2		2	0	1	1	1	1	0
Manny Trillo, R (1, 4) OBP: 0.338, SLG: 0.339	x 0-0 ③ L8		x 0-0 ③ FC6-4 1-2f			x 0-0 ① 4-3 1-2 1B		x 0-0 ② 5-3		4	0	1	0	0	0	2
Jerry Morales, R (1, 9) OBP: 0.333, SLG: 0.388		x 0-0 ① 5-3		BBBB 4-0 CS BB		x 0-0 ② ③ 4-3 1-2		III 4-0 WP IBB		2	0	0	0	2	0	1
George Mitterwald, R (1, 2) OBP: 0.227, SLG: 0.293		x 0-0 ② F2		x 0-0 ① ② 6-3 1-2			x 0-0 ① P6	x 0-0 ③ L7 1-2 2-3		4	0	0	0	0	0	3
Dave Rosello, R (1, 6) OBP: 0.353, SLG: 0.291		x 0-0 2B		x 0-0 ③ L5			x 0-0 FC3-6 1B		SSS 0-3 ① K	4	0	2	0	0	1	0
Larry Biittner, L (1, 3) OBP: 0.243, SLG: 0.264		x 0-0 ③ F7			x 0-0 ① 3-1		x 0-0 ② FC3-6 WP 1-2f 1B		x 0-0 ② 4-3	4	1	0	0	0	0	2
Mick Kelleher, R (1, 5) OBP: 0.271, SLG: 0.328			SSS 0-3 ① K		x 0-0 ② 5-3		x 0-0 1-H 1B		x 0-0 ③ P4	4	0	1	1	0	1	0
Ray Burris, R (1, 1) OBP: 0.167, SLG: 0.130 Darold Knowles, L (9, 1) OBP: 0.667, SLG: 0.333 Oscar Zamora, R (9, 1)			x 0-0 BB 1B 1B		BBB 4-0 BB		SSS 0-3 ③ K			2	1	1	0	1	1	1
										0	0	0	0	0	0	0
										0	0	0	0	0	0	0
Inning Stats	R: 0 E: 0 K: 1 S: 5 H: 0 LOB: 0 BB: 0 P: 5	R: 0 E: 0 K: 0 S: 4 H: 1 LOB: 1 BB: 0 P: 4	R: 1 E: 0 K: 1 S: 6 H: 2 LOB: 1 BB: 1 P: 10	R: 0 E: 0 K: 0 S: 2 H: 0 LOB: 0 BB: 1 P: 6	R: 0 E: 0 K: 1 S: 5 H: 0 LOB: 1 BB: 1 P: 9	R: 0 E: 0 K: 0 S: 2 H: 1 LOB: 0 BB: 1 P: 6	R: 1 E: 0 K: 1 S: 7 H: 2 LOB: 1 BB: 0 P: 7	R: 0 E: 0 K: 0 S: 3 H: 0 LOB: 2 BB: 2 P: 11	R: 0 E: 0 K: 1 S: 5 H: 0 LOB: 0 BB: 0 P: 5	1B: 5 2B: 1 3B: 0 HR: 0	SF: 0 SAC: 1 DP: 0 HBP: 0					

TOP

Chicago Cubs @ New York Mets

Shea Stadium, Flushing, NY

Thu Jun 03 1976, 3:33 AM EDT

Att. 13,739 - Sunny

livebaseballscorecards.com

AB	28
R	2
H	6
RBI	2
BB	6
SO	5
LOB	10

PITCHER		IP	WLS	BF	H	R	ER	SO	BB	IBB	HBP	BLK	WP	HR	S	P	ERA	WHIP
Mickey Lolich, L ERA: 2.98	(1, 1)	7.0	L	28	6	2	2	4	5	0	0	0	1	0	31	51	2.57	1.571
Skip Lockwood, R ERA: 1.53	(8, 1)	2.0		7	0	0	0	1	0	1	0	0	1	0	8	12	0.00	0.000

PITCHER	IP	WLS	BF	H	R	ER	SO	BB	IBB	HBP	BLK	WP	HR	S	P	ERA	WHIP

Batter	1	2	3	4	5	6	7	8	9	AB	R	H	RBI	BB	SO	LOB
Mike Phillips, L (1, 6) OBP: 0.261, SLG: 0.234	BBBB 4-0 1B G3 BB		x 0-0 ① L8		x 0-0 ② L3	x 0-0 ③ FC4 1-2f			BBBB 4-0 2B BB	3	0	0	0	2	0	3
Wayne Garrett, L (1, 4) OBP: 0.371, SLG: 0.335 Jack Heidemann, R (9, PH)	x 0-0 ① G3 1-2		BBBB 4-0 BB		x 0-0 1B 2B		x 0-0 SH5-3 1B		x 0-0 ② F9	3	1	2	0	1	0	1
										1	0	0	0	0	0	1
Ed Kranepool, L (1, 7) OBP: 0.337, SLG: 0.365 Felix Millan, R (9, PH) OBP: 0.332, SLG: 0.358 Leon Brown, R (9, PR) OBP: 0.261, SLG: 0.273	BBBB 4-0 1B BB		x 0-0 ② F7		x 0-0 2-H 1B		x 0-0 ① SH5-3 1-2		x 0-0 1-3 2B	2	0	1	1	1	0	1
										1	0	1	0	0	0	0
										0	0	0	0	0	0	0
Dave Kingman, R (1, 9) OBP: 0.274, SLG: 0.522	x 0-0 ② P4		x 0-0 ③ P4		SSS 0-3 ③ K		x 0-0 ② F7		SSS 0-3 ③ K	5	0	0	0	0	2	7
Joe Torre, R (1, 3) OBP: 0.375, SLG: 0.500	x 0-0 1-2 2-3 1B			x 0-0 ① 5-3		x 0-0 1B SH1-3 1B	x 0-0 ③ 3-1			4	0	2	0	0	0	1
Del Unser, L (1, 8) OBP: 0.265, SLG: 0.333	x 0-0 ③ 3-1			x 0-0 ② L8		x 0-0 ① SH1-3 1-2		x 0-0 ① F7		3	0	0	0	0	0	3
Jerry Grote, R (1, 2) OBP: 0.378, SLG: 0.312		SSS 0-3 ① K		x 0-0 1B		x 0-0 ② F8		x 0-0 ② P4		4	0	1	0	0	1	1
Roy Staiger, R (1, 5) OBP: 0.224, SLG: 0.218		x 0-0 ② 6-3		x 0-0 ③ F7		4-0 1B IBB		x 0-0 ③ 6-3		3	0	0	0	1	0	1
Mickey Lolich, S (1, 1) OBP: 0.286, SLG: 0.250 Skip Lockwood, R (8, 1) OBP: 0.500, SLG: 0.400 John Milner, L (9, PH) OBP: 0.409, SLG: 0.569		SSS 0-3 ③ K			SSS 0-3 ① K	x 0-0 1-2 2-3 FC4 1B			x 0-0 ① G3	3	0	1	0	0	2	0
										0	0	0	0	0	0	0
										1	0	0	0	0	0	0
Inning Stats	R: 0 E: 0 K: 0 S: 4 H: 1 LOB: 3 BB: 2 P: 12	R: 0 E: 0 K: 2 S: 7 H: 0 LOB: 0 BB: 0 P: 7	R: 0 E: 0 K: 0 S: 3 H: 0 LOB: 1 BB: 1 P: 7	R: 0 E: 0 K: 0 S: 4 H: 1 LOB: 1 BB: 0 P: 4	R: 1 E: 0 K: 2 S: 9 H: 2 LOB: 1 BB: 0 P: 9	R: 0 E: 0 K: 0 S: 5 H: 2 LOB: 3 BB: 1 P: 9	R: 0 E: 0 K: 0 S: 4 H: 1 LOB: 1 BB: 0 P: 4	R: 0 E: 0 K: 0 S: 3 H: 0 LOB: 0 BB: 0 P: 3	R: 0 E: 0 K: 1 S: 6 H: 1 LOB: 2 BB: 1 P: 10	1B: 6 2B: 2 3B: 0 HR: 0		SF: 0 SAC: 2 DP: 0 HBP: 0		WP: 0 PB: 0 SB: 0 CS: 0		PA: 40	

PITCHER		IP	WLS	BF	H	R	ER	SO	BB	IBB	HBP	BLK	WP	HR	S	P	ERA	WHIP
Ray Burris, R ERA: 4.08	(1, 1)	8.1	W	37	7	1	1	4	4	1	0	0	0	0	40	60	1.08	1.320
Darold Knowles, L ERA: 3.55	(9, 1)	0.1		2	1	0	0	0	0	0	0	0	0	0	2	2	0.00	3.000
Oscar Zamora, R ERA: 3.31	(9, 1)	0.1	S	1	0	0	0	1	0	0	0	0	0	0	3	3	0.00	0.000

PITCHER	IP	WLS	BF	H	R	ER	SO	BB	IBB	HBP	BLK	WP	HR	S	P	ERA	WHIP

BOTTOM

Chicago Cubs @ New York Mets

Shea Stadium, Flushing, NY

Thu Jun 03 1976, 3:33 AM EDT

Att. 13,739 - Sunny

livebaseballscorecards.com

AB	33
R	1
H	8
RBI	1
BB	5
SO	5
LOB	19

Batter	1	2	3	4	5	6	7	8	9	AB	R	H	RBI	BB	SO	LOB
Mike Phillips, L (1, 6) OBP: 0.297, SLG: 0.254	BBBB 4-0 BB		x 0-0 G3 2-3 ②		x 0-0 BB HR 2-H 1B		x 0-0 1B HR 1B	BBBB 4-0 BB		3	2	2	1	2	0	1
Wayne Garrett, L (1, 4) OBP: 0.366, SLG: 0.327	x 0-0 F7 ①		x 0-0 4-3 ③		BBBB 4-0 HR 1-2 BB		x 0-0 L9 ① SSS	0-3 K ③		4	1	0	0	1	1	4
John Milner, L (1, 7) OBP: 0.412, SLG: 0.566	SSS 0-3 K ②			x 0-0 HR 1B	x 0-0 F8 ②		x 0-0 HR 1-2 1B		x 0-0 FC4-6 1B 2B 1B	4	2	2	0	0	1	3
Bruce Boisclair, L (8, 7) OBP: 0.389, SLG: 0.412										1	1	1	0	0	0	0
Dave Kingman, R (1, 9) OBP: 0.282, SLG: 0.567	x 0-0 P3 ③			x 0-0 HR 1-H 1B	x 0-0 HR 1-H 2-H		x 0-0 HR 1-H 2-H		SSS 0-3 K ①	5	3	3	8	0	1	2
Ed Kranepool, L (1, 3) OBP: 0.339, SLG: 0.384		x 0-0 4-3 ①		x 0-0 F7 ①	x 0-0 HR		SSS 0-3 K ②		x 0-0 FC4-6 1-2 1B	5	1	2	1	0	1	0
Del Unser, L (1, 8) OBP: 0.265, SLG: 0.328		x 0-0 G3 ②		x 0-0 4-3 ②	x 0-0 F8 ③		BBBB 4-0 FC5-4 BB		x 0-0 FC4-6 2B 1-2f 2-3 ②	3	0	0	0	1	0	0
Leon Brown, R (8, 8) OBP: 0.250, SLG: 0.261										1	0	0	0	0	0	2
Jerry Grote, R (1, 2) OBP: 0.378, SLG: 0.331		x 0-0 5-3 ③		x 0-0 6-3 ③		x 0-0 E7 FC9-2 2B	x 0-0 FC5-4 ③ 1-2f		x 0-0 1-3 3-H 2B	5	0	2	1	0	0	1
Roy Staiger, R (1, 5) OBP: 0.238, SLG: 0.233			x 0-0 G3 SH3-4 1B		x 0-0 SH1-4 1B 1B	x 0-0 FC9-2 ①② 3-H		SSS 0-3 K ①	SSS 0-3 K ③	5	1	2	0	0	2	3
Tom Seaver, R (1, 1) OBP: 0.182, SLG: 0.069		x 0-0 SH3-4 ① 1-2		x 0-0 SH1-4 ① 1-2	x 0-0 6-3 ③			x 0-0 6-3 ②		2	0	0	0	0	0	0
Inning Stats	R: 0 E: 0 K: 1 S: 5 H: 0 LOB: 1 BB: 1 P: 9	R: 0 E: 0 K: 0 S: 3 H: 0 LOB: 0 BB: 0 P: 3	R: 0 E: 0 K: 0 S: 4 H: 1 LOB: 1 BB: 0 P: 4	R: 2 E: 0 K: 0 S: 5 H: 2 LOB: 0 BB: 0 P: 5	R: 5 E: 0 K: 0 S: 7 H: 4 LOB: 0 BB: 1 P: 11	R: 0 E: 1 K: 0 S: 3 H: 1 LOB: 0 BB: 0 P: 3	R: 3 E: 0 K: 1 S: 8 H: 3 LOB: 1 BB: 1 P: 12	R: 0 E: 0 K: 2 S: 7 H: 0 LOB: 1 BB: 1 P: 11	R: 1 E: 0 K: 2 S: 10 H: 3 LOB: 2 BB: 0 P: 10	1B: 8 2B: 3 3B: 0 HR: 4 SF: 0 SAC: 2 DP: 1 HBP: 0							

TOP

New York Mets @ Los Angeles Dodgers

Dodger Stadium, Los Angeles, CA

Fri Jun 04 1976, 7:05 PM PDT

Att. 52,516 - Unknown

livebaseballscorecards.com

AB	38
R	11
H	14
RBI	11
BB	4
SO	6
LOB	16

WP: 0 PB: 0 SB: 0 CS: 0 PA: 44

PITCHER		IP	WLS	BF	H	R	ER	SO	BB	IBB	HBP	BLK	WP	HR	S	P	ERA	WHIP
Burt Hooton, R ERA: 4.58	(1, 1)	4.2	L	23	7	7	7	1	2	0	0	0	0	3	23	31	13.50	1.929
Stan Wall, L ERA: 4.24	(5, 1)	1.1		4	1	0	0	0	0	0	0	0	0	0	4	4	0.00	0.750
Al Downing, L ERA: 3.95	(7, 1)	3.0		17	6	4	4	5	2	0	0	0	0	1	25	33	12.00	2.667

PITCHER	IP	WLS	BF	H	R	ER	SO	BB	IBB	HBP	BLK	WP	HR	S	P	ERA	WHIP

Batter	1	2	3	4	5	6	7	8	9	AB	R	H	RBI	BB	SO	LOB
Davey Lopes, R (1, 4) OBP: 0.299, SLG: 0.333	F3		F8			G6-4-3 1-2f			FC6-4 1-2f	4	0	0	0	0	0	3
Bill Buckner, L (1, 7) OBP: 0.312, SLG: 0.413	G3			4-3			K		F7	4	0	0	0	0	1	1
Steve Garvey, R (1, 3) OBP: 0.350, SLG: 0.420	K			5-3			F9			3	0	0	0	0	1	0
Ron Cey, R (1, 5) OBP: 0.415, SLG: 0.511		5-3		K			P4			3	0	0	0	0	1	0
Joe Ferguson, R (1, 2) OBP: 0.335, SLG: 0.403 Ellie Rodriguez, R (9, 2) OBP: 0.636, SLG: 0.500		6-3			K			K		3 0	0 0	0 0	0 0	0 0	2 0	0 0
Henry Cruz, L (1, 9) OBP: 0.253, SLG: 0.419		4-3			K			P3		3	0	0	0	0	1	0
Bill Russell, R (1, 6) OBP: 0.305, SLG: 0.390 Rick Auerbach, R (9, 6) OBP: 0.200, SLG: 0.111			CS 1B		K			P2		3 0	0 0	1 0	0 0	0 0	1 0	0 0
Joe Simpson, L (1, 8) OBP: 0.091, SLG: 0.091			K 1-2			1-3			F5	3	0	0	0	0	1	1
Burt Hooton, R (1, 1) OBP: 0.333, SLG: 0.278 Stan Wall, L (5, 1) Danny Walton, R (6, PH) OBP: 0.400, SLG: 0.250 Al Downing, R (7, 1) Ed Goodson, L (9, PH) OBP: 0.310, SLG: 0.389			BB			G6-4-3 1B			FC6-4 1B	0 0 1 0 1	0 0 0 0 0	0 0 1 0 1	0 0 0 0 0	1 0 0 0 0	0 0 0 0 0	0 0 0 0 0
Inning Stats	R: 0 E: 0 K: 1 S: 5 H: 0 LOB: 0 BB: 0 P: 5	R: 0 E: 0 K: 0 S: 3 H: 0 LOB: 0 BB: 0 P: 3	R: 0 E: 0 K: 1 S: 5 H: 1 LOB: 1 BB: 1 P: 9	R: 0 E: 0 K: 1 S: 5 H: 0 LOB: 0 BB: 0 P: 5	R: 0 E: 0 K: 3 S: 9 H: 0 LOB: 0 BB: 0 P: 9	R: 0 E: 0 K: 0 S: 3 H: 1 LOB: 0 BB: 0 P: 3	R: 0 E: 0 K: 1 S: 5 H: 0 LOB: 0 BB: 0 P: 5	R: 0 E: 0 K: 1 S: 5 H: 0 LOB: 0 BB: 0 P: 5	R: 0 E: 0 K: 0 S: 4 H: 1 LOB: 1 BB: 0 P: 4	1B: 3 2B: 0 3B: 0 HR: 0 SF: 0 SAC: 0 DP: 1 HBP: 0						

PITCHER	IP	WLS	BF	H	R	ER	SO	BB	IBB	HBP	BLK	WP	HR	S	P	ERA	WHIP
Tom Seaver, R (1, 1) ERA: 3.1	9.0	W	29	3	0	0	8	1	0	0	0	0	0	44	48	0.00	0.444

PITCHER	IP	WLS	BF	H	R	ER	SO	BB	IBB	HBP	BLK	WP	HR	S	P	ERA	WHIP

BOTTOM

New York Mets @ Los Angeles Dodgers

Dodger Stadium, Los Angeles, CA

Fri Jun 04 1976, 7:05 PM PDT

Att. 52,516 - Unknown

livebaseballscorecards.com

AB	28
R	0
H	3
RBI	0
BB	1
SO	8
LOB	5

WP: 0 PA: 29
PB: 0
SB: 0
CS: 1

Batter	1	2	3	4	5	6	7	8	9	AB	R	H	RBI	BB	SO	LOB
Leon Brown, R (1, 8) OBP: 0.250, SLG: 0.259	F8	F2			F8		CS 1B 2-H			4	0	1	1	0	0	2
Jack Heidemann, R (1, 4)	F9		F8		L5		F8 1-2			4	0	0	0	0	0	1
John Milner, L (1, 7) OBP: 0.422, SLG: 0.574	2B		BB E		K			BB G5-4-3		2	0	1	0	2	1	0
Del Unser, L (8, 7) OBP: 0.265, SLG: 0.328										0	0	0	0	0	0	0
Dave Kingman, R (1, 9) OBP: 0.281, SLG: 0.575	K		E5 G6-4-3 1-2			HR		P4		4	1	1	1	0	1	3
Joe Torre, R (1, 3) OBP: 0.371, SLG: 0.492		1B 1B 1B	G6-4-3 1-2f			4-3		G5-4-3 1-2f		4	1	1	0	0	0	3
Jerry Grote, R (1, 2) OBP: 0.375, SLG: 0.328		F7		F7		CS 1B			5-3	4	0	1	0	0	0	1
Roy Staiger, R (1, 5) OBP: 0.239, SLG: 0.234		1B 1-2 1B		F7	K 1-2				K	4	0	1	0	0	2	1
Mike Phillips, L (1, 6) OBP: 0.321, SLG: 0.271		1-3 2-H 1B		1B			S 1B BB		G3	3	1	2	1	1	0	0
Jon Matlack, L (1, 1) OBP: 0.250, SLG: 0.179		F5		1-3			K 1-2			3	0	0	0	0	1	4
Inning Stats	R: 0 E: 0 K: 1 S: 6 H: 1 LOB: 1 BB: 0 P: 6	R: 1 E: 0 K: 0 S: 6 H: 3 LOB: 2 BB: 0 P: 6	R: 0 E: 1 K: 0 S: 3 H: 0 LOB: 1 BB: 1 P: 7	R: 0 E: 0 K: 0 S: 4 H: 1 LOB: 1 BB: 0 P: 4	R: 0 E: 0 K: 1 S: 5 H: 0 LOB: 0 BB: 0 P: 5	R: 1 E: 0 K: 1 S: 6 H: 2 LOB: 1 BB: 0 P: 6	R: 1 E: 0 K: 1 S: 5 H: 1 LOB: 0 BB: 1 P: 9	R: 0 E: 0 K: 0 S: 2 H: 0 LOB: 0 BB: 1 P: 6	R: 0 E: 0 K: 1 S: 5 H: 0 LOB: 0 BB: 0 P: 5							

TOP

New York Mets @ Los Angeles Dodgers

Dodger Stadium, Los Angeles, CA

Sat Jun 05 1976, 7:05 PM PDT

Att. 36,117 - Unknown

livebaseballscorecards.com

AB	32
R	3
H	8
RBI	3
BB	3
SO	5
LOB	15

1B: 6 SF: 0
2B: 2 SAC: 0
3B: 0 DP: 3
HR: 1 HBP: 0

WP: 0 PA: 35
PB: 0
SB: 1
CS: 2

PITCHER		IP	WLS	BF	H	R	ER	SO	BB	IBB	HBP	BLK	WP	HR	S	P	ERA	WHIP
Doug Rau, L ERA: 2.59	(1, 1)	6.0	L	25	7	2	2	3	1	0	0	0	0	1	30	34	3.00	1.333
Charlie Hough, R ERA: 2.21	(7, 1)	2.0		7	1	1	1	1	2	0	0	0	0	0	7	15	4.50	1.500
Mike Marshall, R ERA: 4.11	(9, 1)	1.0		3	0	0	0	1	0	0	0	0	0	0	5	5	0.00	0.000

PITCHER	IP	WLS	BF	H	R	ER	SO	BB	IBB	HBP	BLK	WP	HR	S	P	ERA	WHIP

BOTTOM

Batter	1	2	3	4	5	6	7	8	9	AB	R	H	RBI	BB	SO	LOB
Davey Lopes, R (1, 4) OBP: 0.289, SLG: 0.321	P4			6-3		F2			F7	4	0	0	0	0	0	1
Bill Buckner, L (1, 7) OBP: 0.311, SLG: 0.410	6-3			F9			1-3		G6-3 1B	4	0	1	0	0	0	0
Steve Garvey, R (1, 3) OBP: 0.343, SLG: 0.412	F6			K			5-3		G6-3 1-2f	4	0	0	0	0	1	1
Ron Cey, R (1, 5) OBP: 0.424, SLG: 0.533		G6-4-3 1B			BB G6-4-3		HR			2	1	2	1	1	0	0
Joe Ferguson, R (1, 9) OBP: 0.329, SLG: 0.395		F3			G6-4-3 1-2f		5-3			3	0	0	0	0	0	2
Dusty Baker Jr., R (1, 8) OBP: 0.313, SLG: 0.307		G6-4-3 1-2f			5-3			5-3		3	0	0	0	0	0	1
Steve Yeager, R (1, 2) OBP: 0.299, SLG: 0.437			F8			1B 2B		K		3	0	1	0	0	1	0
Bill Russell, R (1, 6) OBP: 0.312, SLG: 0.396			F8			2-3 1B		1B		3	0	2	0	0	0	0
Doug Rau, L (1, 1) OBP: 0.333, SLG: 0.250			K			K		6-3		1	0	0	0	0	1	0
Danny Walton, R (6, PH) OBP: 0.333, SLG: 0.200										1	0	0	0	0	1	1
Charlie Hough, R (7, 1) OBP: 0.250, SLG: 0.250										0	0	0	0	0	0	0
Manny Mota, R (8, PH) OBP: 0.333, SLG: 0.313										1	0	0	0	0	0	1
Mike Marshall, R (9, 1)										0	0	0	0	0	0	0
Inning Stats	R: 0 E: 0 K: 0 S: 3 H: 0 LOB: 0 BB: 0 P: 3	R: 0 E: 0 K: 0 S: 3 H: 1 LOB: 0 BB: 0 P: 3	R: 0 E: 0 K: 1 S: 5 H: 0 LOB: 0 BB: 0 P: 5	R: 0 E: 0 K: 1 S: 5 H: 0 LOB: 0 BB: 0 P: 5	R: 0 E: 0 K: 0 S: 2 H: 0 LOB: 0 BB: 1 P: 6	R: 0 E: 0 K: 1 S: 6 H: 2 LOB: 1 BB: 0 P: 6	R: 1 E: 0 K: 0 S: 4 H: 1 LOB: 0 BB: 0 P: 4	R: 0 E: 0 K: 1 S: 6 H: 1 LOB: 1 BB: 0 P: 6	R: 0 E: 0 K: 0 S: 3 H: 1 LOB: 0 BB: 0 P: 3	1B: 4 2B: 1 3B: 0 HR: 1 SF: 0 SAC: 0 DP: 3 HBP: 0	WP: 0 PB: 0 SB: 0 CS: 0 PA: 30					

PITCHER	IP	WLS	BF	H	R	ER	SO	BB	IBB	HBP	BLK	WP	HR	S	P	ERA	WHIP
Jon Matlack, L (1, 1) ERA: 2.65	9.0	W	30	6	1	1	4	1	0	0	0	0	1	37	41	1.00	0.778

PITCHER	IP	WLS	BF	H	R	ER	SO	BB	IBB	HBP	BLK	WP	HR	S	P	ERA	WHIP

New York Mets @ Los Angeles Dodgers

Dodger Stadium, Los Angeles, CA

Sat Jun 05 1976, 7:05 PM PDT

Att. 36,117 - Unknown

livebaseballscorecards.com

AB	29
R	1
H	6
RBI	1
BB	1
SO	4
LOB	7

Batter	1	2	3	4	5	6	7	8	9	AB	R	H	RBI	BB	SO	LOB
Mike Phillips, L (1, 6) OBP: 0.313, SLG: 0.280	0-0 2B		0-3 K		0-0 P4		0-0 F9		0-0 G4-6-3 1-2f	5	0	1	0	0	1	6
Wayne Garrett, L (1, 4) OBP: 0.364, SLG: 0.325	0-0 F8		0-0 HR 1B		0-0 G6-4-3 1-2f			0-0 6-3		4	1	1	0	0	0	2
John Milner, L (1, 7) OBP: 0.417, SLG: 0.588	0-3 K		0-0 1-H HR			0-0 F9		0-3 K		4	1	1	2	0	2	1
Dave Kingman, R (1, 9) OBP: 0.281, SLG: 0.567	1-0 HBP		0-3 K			0-0 F6		0-3 K		3	0	0	0	0	2	0
Ed Kranepool, L (1, 3) OBP: 0.332, SLG: 0.375	0-0 F7		0-3 K			0-0 F3			0-0 G3	4	0	0	0	0	1	2
Del Unser, L (1, 8) OBP: 0.264, SLG: 0.326		0-0 5-3		0-0 F9			0-0 F7		0-0 1B BB 1B	4	1	1	0	0	0	0
Ron Hodges, L (1, 2) OBP: 0.412, SLG: 0.431		B B B B 4-0 FC5-4 BB		0-0 F3			0-0 E4 2B		0-0 BB 1B 1-2 1B	3	0	1	0	1	0	0
Roy Staiger, R (1, 5) OBP: 0.239, SLG: 0.235		0-0 FC5-4 1-2f		0-0 F2			0-0 F9		0-0 BB 1-2 2-3 1B	4	0	1	0	0	0	2
Jerry Koosman, R (1, 1) OBP: 0.350, SLG: 0.400 Rick Baldwin, L (3, 1) OBP: 1.000, SLG: 1.000 Bruce Boisclair, L (7, PH) OBP: 0.400, SLG: 0.442 Ken Sanders, R (7, 1) Bob Apodaca, R (8, 1) OBP: 0.333, SLG: 0.500 Joe Torre, R (9, PH) OBP: 0.376, SLG: 0.492		0-3 K			0-0 G6-4-3 1B		0-0 1-3 2B		B B B B 4-0 G4-6-3 1-2 2-3 3-H BB	1 1 1 0 0 0 0	0 0 0 0 0 0 0	0 1 1 0 0 0 0	0 0 0 0 0 0 1	0 0 0 0 0 0 1	1 0 0 0 0 0 1	1 0 0 0 0 0 0
Inning Stats	R: 0 E: 0 K: 1 S: 6 H: 1 LOB: 2 BB: 0 P: 7	R: 0 E: 0 K: 1 S: 5 H: 0 LOB: 1 BB: 1 P: 9	R: 2 E: 0 K: 3 S: 11 H: 2 LOB: 0 BB: 0 P: 11	R: 0 E: 0 K: 0 S: 3 H: 0 LOB: 0 BB: 0 P: 3	R: 0 E: 0 K: 0 S: 3 H: 1 LOB: 0 BB: 0 P: 3	R: 0 E: 0 K: 0 S: 3 H: 0 LOB: 0 BB: 0 P: 3	R: 0 E: 1 K: 0 S: 5 H: 1 LOB: 2 BB: 0 P: 5	R: 0 E: 0 K: 2 S: 7 H: 0 LOB: 0 BB: 0 P: 7	R: 1 E: 0 K: 0 S: 5 H: 3 LOB: 2 BB: 1 P: 9	1B: 5 2B: 2 3B: 0 HR: 1	SF: 0 SAC: 0 DP: 2 HBP: 1						

New York Mets @ Los Angeles Dodgers

Dodger Stadium, Los Angeles, CA

Sun Jun 06 1976, 3:33 AM PDT

Att. 35,105 - Unknown

TOP

livebaseballscorecards.com

AB	34
R	3
H	8
RBI	3
BB	2
SO	7
LOB	14

WP: 0 PB: 0 SB: 0 CS: 0 PA: 37

PITCHER	IP	WLS	BF	H	R	ER	SO	BB	IBB	HBP	BLK	WP	HR	S	P	ERA	WHIP
Don Sutton, R (1, 1) ERA: 4.59	9.0	W	37	8	3	3	7	2	0	1	0	0	1	48	57	3.00	1.111

PITCHER	IP	WLS	BF	H	R	ER	SO	BB	IBB	HBP	BLK	WP	HR	S	P	ERA	WHIP

Batter	1	2	3	4	5	6	7	8	9	AB	R	H	RBI	BB	SO	LOB
Davey Lopes, R (1, 4) OBP: 0.310, SLG: 0.339	BBBB 4-0 1B 1B BB	x 0-0 S 1B 1B 2-H 1B	x 0-0 ③ 1-3		BBBB 4-0 S BB		x 0-0 1B 2B			3	3	2	1	2	0	0
Ted Sizemore, R (8, 4) OBP: 0.278, SLG: 0.264										0	0	0	0	0	0	0
Bill Buckner, L (1, 7) OBP: 0.317, SLG: 0.412	x 0-0 1B 1-2 1B	x 0-0 S 1-2 1B 1B		BBBB 4-0 2B G4-3 BB	x 0-0 ② 5-3 1-2		x 0-0 ① P6			4	2	2	0	1	0	2
Steve Garvey, R (1, 3) OBP: 0.349, SLG: 0.421	x 0-0 ① F7	x 0-0 1B 1-H 2-H 1B		x 0-0 G4-3 1-3 2B 2B	x 0-0 ③ 4-3		x 0-0 BB 2-H 1B			5	1	3	3	0	0	3
Ron Cey, R (1, 5) OBP: 0.430, SLG: 0.536	x 0-0 FC6-4 1-2 2-H 1B	x 0-0 1-2 1B		III 4-0 G4-3 IBB		x 0-0 ① 6-3	x 0-0 ② L6			3	0	2	1	1	0	0
Rick Auerbach, R (7, 5) OBP: 0.195, SLG: 0.108										1	0	0	0	0	0	1
Joe Ferguson, R (1, 9) OBP: 0.331, SLG: 0.387	x 0-0 ② SSS F9	0-3 ③ K		x 0-0 ①② G4-3 1-2f 2-3 3-H		H 1-0 FC3-6 BB 2B HBP	BBBB 4-0 FC4 1-2 BB			3	1	0	0	1	1	6
Dusty Baker Jr., R (1, 8) OBP: 0.319, SLG: 0.316	x 0-0 ③ FC6-4 1-2f	x 0-0 1B 2B 1B	x 0-0 2B 3-H	BBBB 4-0 FC3-6 1-2 BB	x 0-0 ③ FC4 1-2f					4	1	2	1	1	0	4
Steve Yeager, R (1, 2) OBP: 0.303, SLG: 0.432	x 0-0 ① F7	x 0-0 1B 1-3 2B 1B	H 1-0 HBP	x 0-0 ② FC3-6 2B 1-2f 2-3	SSS 0-3 ① K					4	1	1	0	0	1	2
Bill Russell, R (1, 6) OBP: 0.321, SLG: 0.416	x 0-0 SH3-4 1B 1B	x 0-0 F9 2-H 3-H 2B	x 0-0 G3	x 0-0 1-3 3-H 2B		x 0-0 ② F7				5	1	3	3	0	0	2
Don Sutton, R (1, 1) OBP: 0.167, SLG: 0.111	x 0-0 ② SH3-4 1-2	x 0-0 ①② F9 2-3		x 0-0 ① 6-3	x 0-0 ③ 6-3	x 0-0 ③ F9				4	0	0	0	0	0	3
Inning Stats	R: 1 E: 0 K: 0 S: 5 H: 2 LOB: 2 BB: 1 P: 9	R: 3 E: 0 K: 1 S: 10 H: 5 LOB: 2 BB: 0 P: 10	R: 2 E: 0 K: 0 S: 5 H: 3 LOB: 0 BB: 0 P: 5	R: 2 E: 0 K: 0 S: 4 H: 2 LOB: 2 BB: 2 P: 13	R: 0 E: 0 K: 0 S: 3 H: 0 LOB: 1 BB: 1 P: 7	R: 1 E: 0 K: 0 S: 4 H: 1 LOB: 2 BB: 1 P: 9	R: 1 E: 0 K: 0 S: 5 H: 2 LOB: 2 BB: 1 P: 9	R: 0 E: 0 K: 1 S: 5 H: 0 LOB: 0 BB: 0 P: 5		1B: 10 2B: 5 3B: 0 HR: 0 SF: 0 SAC: 1 DP: 1 HBP: 2						

PITCHER		IP	WLS	BF	H	R	ER	SO	BB	IBB	HBP	BLK	WP	HR	S	P	ERA	WHIP
Jerry Koosman, L ERA: 3.52	(1, 1)	2.0	L	17	10	6	6	1	1	0	0	0	0	0	18	22	27.00	5.500
Rick Baldwin, R ERA: 3.27	(3, 1)	4.0		19	3	3	3	0	3	1	2	0	0	0	13	31	6.75	1.500
Ken Sanders, R ERA: 1.86	(7, 1)	1.0		6	2	1	1	0	1	0	0	0	0	0	5	9	9.00	3.000
Bob Apodaca, R ERA: 1.85	(8, 1)	1.0		3	0	0	0	1	0	0	0	0	0	0	5	5	0.00	0.000

PITCHER	IP	WLS	BF	H	R	ER	SO	BB	IBB	HBP	BLK	WP	HR	S	P	ERA	WHIP

BOTTOM

New York Mets @ Los Angeles Dodgers

Dodger Stadium, Los Angeles, CA

Sun Jun 06 1976, 3:33 AM PDT

Att. 35,105 - Unknown

livebaseballscorecards.com

AB	36
R	10
H	15
RBI	9
BB	6
SO	2
LOB	23

WP: 0	PA: 45		
PB: 0			
SB: 3			
CS: 0			

Batter	1	2	3	4	5	6	7	8	9	AB	R	H	RBI	BB	SO	LOB
Mike Phillips, L (1, 6) OBP: 0.322, SLG: 0.273	BBBB 4-0 CS BB		x 0-0 ② 3-1		x 0-0 ③ 4-3			BBBB 4-0 BB		2	0	0	0	2	0	1
Felix Millan, R (1, 4) OBP: 0.324, SLG: 0.349	x 0-0 ① ② 5-3 1-2		x 0-0 ③ F9			x 0-0 ① 4-3		x 0-0 ③ 5-3		4	0	0	0	0	0	2
John Milner, L (1, 7) OBP: 0.413, SLG: 0.574	BBBB 4-0 1B BB			x 0-0 ① G3		x 0-0 ② G3			x 0-0 ① F8	3	0	0	0	1	0	0
Dave Kingman, R (1, 9) OBP: 0.280, SLG: 0.561	x 0-0 1-2 1B			x 0-0 ② 5-3		x 0-0 ③ F8			x 0-0 ② 6-3	4	0	1	0	0	0	0
Ed Kranepool, L (1, 3) OBP: 0.325, SLG: 0.367	x 0-0 ③ F5			x 0-0 ③ 4-3			x 0-0 ① 3-1		x 0-0 ③ F8	4	0	0	0	0	0	2
Del Unser, L (1, 8) OBP: 0.265, SLG: 0.331		SSS 0-3 ① K			x 0-0 F8 1B 2B		x 0-0 ② F5			3	1	1	0	0	1	0
Jerry Grote, R (1, 2) OBP: 0.368, SLG: 0.321		x 0-0 ② L5			x 0-0 ① F8 2-3		x 0-0 ③ G3			3	0	0	0	0	0	1
Roy Staiger, R (1, 5) OBP: 0.247, SLG: 0.243 Bruce Boisclair, L (8, PH) OBP: 0.411, SLG: 0.453 Skip Lockwood, R (8, 1) OBP: 0.500, SLG: 0.400		SSS 0-3 ③ K			x 0-0 SH3-4 3-H 1B			x 0-0 G6-4-3 1B		2 1 0	0 0 0	1 1 0	1 0 0	0 0 0	1 0 0	0 0 0
Craig Swan, R (1, 1) OBP: 0.167, SLG: 0.118 Wayne Garrett, L (8, PH) OBP: 0.362, SLG: 0.323 (8, 5)			x 0-0 ① F8		x 0-0 ② SH3-4 1-2			x 0-0 ① ② G6-4-3 1-2f		1 1	0 0	0 0	0 0	0 0	0 0	0 1
Inning Stats	R: 0 E: 0 K: 0 S: 3 H: 1 LOB: 2 BB: 2 P: 11	R: 0 E: 0 K: 2 S: 7 H: 0 LOB: 0 BB: 0 P: 7	R: 0 E: 0 K: 0 S: 3 H: 0 LOB: 0 BB: 0 P: 3	R: 0 E: 0 K: 0 S: 3 H: 0 LOB: 0 BB: 0 P: 3	R: 1 E: 0 K: 0 S: 5 H: 2 LOB: 1 BB: 0 P: 5	R: 0 E: 0 K: 0 S: 3 H: 0 LOB: 0 BB: 0 P: 3	R: 0 E: 0 K: 0 S: 3 H: 0 LOB: 0 BB: 0 P: 3	R: 0 E: 0 K: 0 S: 3 H: 1 LOB: 1 BB: 1 P: 7	R: 0 E: 0 K: 0 S: 3 H: 0 LOB: 0 BB: 0 P: 3	1B: 3 2B: 1 3B: 0 HR: 0 SF: 0 SAC: 1 DP: 1 HBP: 0						

PITCHER	IP	WLS	BF	H	R	ER	SO	BB	IBB	HBP	BLK	WP	HR	S	P	ERA	WHIP
Alan Foster, R (1, 1) ERA: 2.04	9.0	W	32	4	1	1	2	3	0	0	0	0	0	33	45	1.00	0.778

PITCHER	IP	WLS	BF	H	R	ER	SO	BB	IBB	HBP	BLK	WP	HR	S	P	ERA	WHIP

TOP

New York Mets @ San Diego Padres

San Diego Stadium, San Diego, CA

Mon Jun 07 1976, 10.05 PM EDT

Att. 9,271 - Unknown

livebaseballscorecards.com

AB	28
R	1
H	4
RBI	1
BB	3
SO	2
LOB	7

PA: 32

WP: 0
PB: 0
SB: 0
CS: 1

BOTTOM

New York Mets @ San Diego Padres

San Diego Stadium, San Diego, CA

Mon Jun 07 1976, 10:05 PM EDT

Att. 9,271 - Unknown

livebaseballscorecards.com

Batter	1	2	3	4	5	6	7	8	9	AB	R	H	RBI	BB	SO	LOB
Enzo Hernandez, R (1, 6) OBP: 0.398, SLG: 0.374	S 1B		G3			E S 2B 1B		BBBB 4-0 SH3-4 HR BB		3	2	2	0	1	0	0
Tito Fuentes, S (1, 4) OBP: 0.292, SLG: 0.315	F5 1-2			1B		SSS 0-3 K 1-2		SH3-4 1-2		3	0	1	0	0	1	2
Jerry Turner, L (1, 7) OBP: 0.275, SLG: 0.330 Merv Rettenmund, R (9, 7) OBP: 0.414, SLG: 0.382	F4			F8		E6 2B 2-3		F7		4 0	1 0	0 0	0 0	0 0	0 0	4 0
Willie McCovey, L (1, 3) OBP: 0.302, SLG: 0.309 Willie Davis, L (8, PR) OBP: 0.316, SLG: 0.425 Mike Ivie, R (9, 3) OBP: 0.281, SLG: 0.352	F8			L7		1-H 3-H 2B		HR IBB		3 0 0	0 1 0	1 0 0	2 0 0	1 0 0	0 0 0	2 0 0
Dave Winfield, R (1, 9) OBP: 0.370, SLG: 0.497		F8		F7		IBB		1-H 2-H HR		3	1	1	3	1	0	1
Doug Rader, R (1, 5) OBP: 0.371, SLG: 0.481		SSS 0-3 K			SSS 0-3 K	L9		F7		4	0	0	0	0	2	3
Luis Melendez, R (1, 8) OBP: 0.140, SLG: 0.163		F6			4-3		5-3			3	0	0	0	0	0	0
Bob Davis, R (1, 2) OBP: 0.167, SLG: 0.152			F8		SSS 0-3 K		F3			3	0	0	0	0	1	0
Alan Foster, R (1, 1)			SSS 0-3 K			4-3	G3			3	0	0	0	0	1	0

	AB	29
	R	5
	H	5
	RBI	5
	BB	3
	SO	5
	LOB	12

Inning Stats									
	R: 0 H: 1 E: 0 LOB: 1 K: 0 BB: 0 S: 4 P: 4	R: 0 H: 0 E: 0 LOB: 0 K: 1 BB: 0 S: 5 P: 5	R: 0 H: 0 E: 0 LOB: 0 K: 1 BB: 0 S: 5 P: 5	R: 0 H: 1 E: 0 LOB: 1 K: 0 BB: 0 S: 4 P: 4	R: 0 H: 0 E: 0 LOB: 0 K: 2 BB: 0 S: 7 P: 7	R: 2 H: 2 E: 1 LOB: 2 K: 1 BB: 1 S: 8 P: 12	R: 0 H: 0 E: 0 LOB: 0 K: 0 BB: 0 S: 3 P: 3	R: 3 H: 1 E: 0 LOB: 1 K: 0 BB: 2 S: 4 P: 12	

1B: 3	SF: 0	WP: 0	PA: 33
2B: 1	SAC: 1	PB: 0	
3B: 0	DP: 0	SB: 2	
HR: 1	HBP: 0	CS: 0	

PITCHER		IP	WLS	BF	H	R	ER	SO	BB	IBB	HBP	BLK	WP	HR	S	P	ERA	WHIP
Craig Swan, R ERA: 4.73	(1, 1)	7.0	L	27	4	2	0	5	0	1	0	0	0	0	36	40	0.00	0.571
Skip Lockwood, R ERA: 2.37	(8, 1)	1.0		6	1	3	3	0	1	1	0	0	0	1	4	12	27.00	2.000

PITCHER	IP	WLS	BF	H	R	ER	SO	BB	IBB	HBP	BLK	WP	HR	S	P	ERA	WHIP

Batter	1	2	3	4	5	6	7	8	9	AB	R	H	RBI	BB	SO	LOB
Bruce Boisclair, L (1, 9) OBP: 0.383, SLG: 0.421	F7		6-3			E4 FC2-6		F9		4	0	0	0	0	0	0
Wayne Garrett, L (1, 5) OBP: 0.360, SLG: 0.321	G3			F7		FC2-6 1-2f		E 1B		4	0	1	0	0	0	1
John Milner, L (1, 7) OBP: 0.408, SLG: 0.563	1B			4-3		F8		SSS K		4	0	1	0	0	1	2
Dave Kingman, R (1, 3) OBP: 0.275, SLG: 0.551	F6			SSS K		F5		E3 1-3		4	0	0	0	0	1	3
Del Unser, L (1, 8) OBP: 0.265, SLG: 0.335		F8			4-3 2B		F3	F8		4	0	1	0	0	0	2
Ron Hodges, L (1, 2) OBP: 0.389, SLG: 0.403		4-3			4-3 2-3		F9		4-3	4	0	0	0	0	0	1
Felix Millan, R (1, 4) OBP: 0.323, SLG: 0.347		F3			L5		BB 1B		1-3	4	0	1	0	0	0	1
Mike Phillips, L (1, 6) OBP: 0.326, SLG: 0.269			F8		IBB		BBBB 1-2 BB		F7	1	0	0	0	1	0	0
Joe Torre, R (7, PH) OBP: 0.381, SLG: 0.492										0	0	0	0	1	0	0
Leon Brown, R (7, PR) OBP: 0.250, SLG: 0.259										0	0	0	0	0	0	0
Jack Heidemann, R (7, 6)										1	0	0	0	0	0	0
Mickey Lolich, S (1, 1) OBP: 0.261, SLG: 0.227			SSS K		1-3		SSS K			2	0	0	0	0	1	2
Bob Apodaca, R (6, 1) OBP: 0.333, SLG: 0.500										0	0	0	0	0	0	0
Ed Kranepool, L (7, PH) OBP: 0.323, SLG: 0.365										1	0	0	0	0	1	2
Rick Baldwin, L (7, 1) OBP: 1.000, SLG: 1.000										0	0	0	0	0	0	0
Inning Stats	R: 0 E: 0 K: 0 S: 4 H: 1 LOB: 1 BB: 0 P: 4	R: 0 E: 0 K: 0 S: 3 H: 0 LOB: 0 BB: 0 P: 3	R: 0 E: 0 K: 1 S: 5 H: 0 LOB: 0 BB: 0 P: 5	R: 0 E: 0 K: 1 S: 5 H: 0 LOB: 0 BB: 0 P: 5	R: 0 E: 0 K: 0 S: 4 H: 1 LOB: 2 BB: 1 P: 8	R: 0 E: 1 K: 0 S: 4 H: 0 LOB: 1 BB: 0 P: 4	R: 0 E: 0 K: 1 S: 6 H: 1 LOB: 2 BB: 1 P: 10	R: 0 E: 1 K: 1 S: 7 H: 1 LOB: 2 BB: 0 P: 7	R: 0 E: 0 K: 0 S: 3 H: 0 LOB: 0 BB: 0 P: 3	1B: 3 2B: 1 3B: 0 HR: 0 SF: 0 SAC: 0 DP: 0 HBP: 0						

PITCHER	IP	WLS	BF	H	R	ER	SO	BB	IBB	HBP	BLK	WP	HR	S	P	ERA	WHIP
Dave Freisleben, R (1, 1) ERA: 1.44	9.0	W	35	4	0	0	4	1	1	0	0	0	0	41	49	0.00	0.556

PITCHER	IP	WLS	BF	H	R	ER	SO	BB	IBB	HBP	BLK	WP	HR	S	P	ERA	WHIP

TOP

New York Mets @ San Diego Padres

San Diego Stadium, San Diego, CA

Tue Jun 08 1976, 10:05 PM EDT

Att. 8,694 - Unknown

livebaseballscorecards.com

AB	33
R	0
H	4
RBI	0
BB	2
SO	4
LOB	14

WP: 0 PB: 0 SB: 0 CS: 0 PA: 35

Batter	1	2	3	4	5	6	7	8	9	AB	R	H	RBI	BB	SO	LOB
Enzo Hernandez, R (1, 6) OBP: 0.402, SLG: 0.394	F7		5-3			SF8 3B 3-H	S BB BBBB			3	1	1	1	1	0	1
Luis Melendez, R (1, 8) OBP: 0.148, SLG: 0.154	E5		F8			SF8 BB BB BBBB	5-3 1-2			3	0	0	0	1	0	2
Merv Rettenmund, R (1, 7) OBP: 0.405, SLG: 0.362	F4			5-3		HBP BB 1-2 BBBB		K SSS		3	0	0	0	1	1	1
Dave Winfield, R (1, 9) OBP: 0.367, SLG: 0.495	5-3			L7		SF8 2-3 3-H		L9 S 1B 1B		3	1	1	1	0	0	1
Doug Rader, R (1, 5) OBP: 0.363, SLG: 0.469		K SSS		G3		F3		L9 1-3		4	0	0	0	0	1	3
Mike Ivie, R (1, 3) OBP: 0.288, SLG: 0.352		5-3			F8	FC6 HBP 1-2 H		1B 3-H		3	0	1	1	0	0	0
Tito Fuentes, S (1, 4) OBP: 0.286, SLG: 0.308		K SSS			5-3	FC6 1-2f		4-3		4	0	0	0	0	1	4
Bob Davis, R (1, 2) OBP: 0.179, SLG: 0.167			SH1-4 1B		K SSS		F8			3	0	1	0	0	1	0
Dave Freisleben, R (1, 1) OBP: 0.286, SLG: 0.571			SH1-4 1-2			3B 3B	3-1			2	1	1	0	0	0	0
Inning Stats	R: 0 H: 0 E: 1 LOB: 1 K: 0 BB: 0 S: 4 P: 4	R: 0 H: 0 E: 0 LOB: 0 K: 2 BB: 0 S: 7 P: 7	R: 0 H: 1 E: 0 LOB: 1 K: 0 BB: 0 S: 4 P: 4	R: 0 H: 0 E: 0 LOB: 0 K: 0 BB: 0 S: 3 P: 3	R: 0 H: 0 E: 0 LOB: 0 K: 1 BB: 0 S: 5 P: 5	R: 2 H: 2 E: 0 LOB: 3 K: 0 BB: 2 S: 5 P: 14	R: 0 H: 0 E: 0 LOB: 1 K: 0 BB: 1 S: 3 P: 7	R: 1 H: 2 E: 0 LOB: 1 K: 1 BB: 0 S: 7 P: 7		1B: 3 SF: 1 2B: 0 SAC: 1 3B: 2 DP: 0 HR: 0 HBP: 1						WP: 0 PA: 34 PB: 0 SB: 2 CS: 0

BOTTOM

New York Mets @ San Diego Padres

San Diego Stadium, San Diego, CA

Tue Jun 08 1976, 10:05 PM EDT

Att. 8,694 - Unknown

livebaseballscorecards.com

AB	28
R	3
H	5
RBI	3
BB	3
SO	4
LOB	12

PITCHER		IP	WLS	BF	H	R	ER	SO	BB	IBB	HBP	BLK	WP	HR	S	P	ERA	WHIP
Mickey Lolich, L ERA: 3.03	(1, 1)	5.0	L	21	3	2	2	3	2	0	0	0	0	0	25	33	3.60	1.000
Bob Apodaca, R ERA: 1.8	(6, 1)	1.0		4	0	0	0	0	0	0	1	0	0	0	3	4	0.00	0.000
Rick Baldwin, R ERA: 3.46	(7, 1)	2.0		9	2	1	1	1	1	0	0	0	0	0	10	14	4.50	1.500

PITCHER		IP	WLS	BF	H	R	ER	SO	BB	IBB	HBP	BLK	WP	HR	S	P	ERA	WHIP

Batter	1	2	3	4	5	6	7	8	9	AB	R	H	RBI	BB	SO	LOB
Leon Brown, R (1, 8) OBP: 0.250, SLG: 0.258	F8		G6-4-3 1B			6-3		F4		4	0	1	0	0	0	1
Felix Millan, R (1, 4) OBP: 0.321, SLG: 0.345	1B 1B		G6-4-3 1-2f			6-3		FC6-4 1-2f		4	0	1	0	0	0	2
John Milner, L (1, 7) OBP: 0.404, SLG: 0.554	G5-4-3 1B 1-2			K			K		5-3	4	0	1	0	0	2	0
Dave Kingman, R (1, 9) OBP: 0.275, SLG: 0.546	G5-4-3 1-2f			6-3			FC5 1B 1B		F2	4	0	1	0	0	0	2
Joe Torre, R (1, 3) OBP: 0.377, SLG: 0.484		1-3		6-3			FC5 1-2 1B		F4	4	0	1	0	0	0	0
Jerry Grote, R (1, 2) OBP: 0.361, SLG: 0.314		1-3			5-3		FC5 FC6-4 1-2 2-3f			3	0	0	0	0	0	2
Roy Staiger, R (1, 5) OBP: 0.250, SLG: 0.247		1B			5-3		FC6-4 1-2f			3	0	1	0	0	0	2
Jack Heidemann, R (1, 6) OBP: 0.083, SLG: 0.083		F8			5-3			FC6-4 1B		3	0	1	0	0	0	1
Tom Seaver, R (1, 1) OBP: 0.171, SLG: 0.065			K			1-3		K		2	0	0	0	0	1	0
Bruce Boisclair, L (8, PH) OBP: 0.377, SLG: 0.414										1	0	0	0	0	1	1
Skip Lockwood, R (8, 1) OBP: 0.500, SLG: 0.400										0	0	0	0	0	0	0
Inning Stats	R: 0 E: 0 K: 0 S: 4 H: 2 LOB: 1 BB: 0 P: 4	R: 0 E: 0 K: 0 S: 4 H: 1 LOB: 1 BB: 0 P: 4	R: 0 E: 0 K: 1 S: 5 H: 1 LOB: 0 BB: 0 P: 5	R: 0 E: 0 K: 1 S: 5 H: 0 LOB: 0 BB: 0 P: 5	R: 0 E: 0 K: 0 S: 3 H: 0 LOB: 0 BB: 0 P: 3	R: 0 E: 0 K: 0 S: 3 H: 0 LOB: 0 BB: 0 P: 3	R: 0 E: 0 K: 1 S: 7 H: 2 LOB: 2 BB: 0 P: 7	R: 0 E: 0 K: 1 S: 6 H: 1 LOB: 1 BB: 0 P: 6	R: 0 E: 0 K: 0 S: 3 H: 0 LOB: 0 BB: 0 P: 3	1B: 7 2B: 0 3B: 0 HR: 0 SF: 0 SAC: 0 DP: 2 HBP: 0							WP: 0 PB: 0 SB: 0 CS: 0 PA: 32

PITCHER	IP	WLS	BF	H	R	ER	SO	BB	IBB	HBP	BLK	WP	HR	S	P	ERA	WHIP
Randy Jones, L (1, 1) ERA: 2.26	9.0	W	32	7	0	0	4	0	0	0	0	0	0	40	40	0.00	0.778

PITCHER	IP	WLS	BF	H	R	ER	SO	BB	IBB	HBP	BLK	WP	HR	S	P	ERA	WHIP

TOP

New York Mets @ San Diego Padres

San Diego Stadium, San Diego, CA

Wed Jun 09 1976, 10:05 PM EDT

Att. 42,972 - Unknown

livebaseballscorecards.com

AB	32
R	0
H	7
RBI	0
BB	0
SO	4
LOB	11

Batter	1	2	3	4	5	6	7	8	9	AB	R	H	RBI	BB	SO	LOB
Enzo Hernandez, R (1, 6) OBP: 0.405, SLG: 0.398	FC4-6 1B		F5		1B 1-2 1B		F7			4	0	2	0	0	0	0
Tito Fuentes, S (1, 4) OBP: 0.291, SLG: 0.312	FC4-6 1-2f		1B		1B 1-2 2-H		3-1			4	0	2	1	0	0	1
Willie Davis, L (1, 8) OBP: 0.309, SLG: 0.416	F8		K		F7		G3			4	0	0	0	0	1	4
Willie McCovey, L (1, 3) OBP: 0.309, SLG: 0.357 Mike Ivie, R (9, 3) OBP: 0.288, SLG: 0.352	G3			FC1-5 2B		1-3		HR		4 0	1 0	2 0	1 0	0 0	0 0	1 0
Dave Winfield, R (1, 9) OBP: 0.370, SLG: 0.492		BBBB S BB		FC1-5 CS 2-3		1B 1B 1B		L8		3	1	1	0	1	0	1
Doug Rader, R (1, 5) OBP: 0.355, SLG: 0.457		F6 1-2		K 1-2		K		K		4	0	0	0	0	3	3
Gene Locklear, L (1, 7) OBP: 0.298, SLG: 0.318 Luis Melendez, R (6, PR) OBP: 0.145, SLG: 0.151 (7, 7)		K			K	1B 1-3 1B		6-3		3 1	0 0	1 0	0 0	0 0	2 0	1 0
Fred Kendall, R (1, 2) OBP: 0.278, SLG: 0.246		K			1B 1B 1B	1-2 3-H 1B				3	1	2	1	0	1	1
Randy Jones, R (1, 1) OBP: 0.100, SLG: 0.027			F3		K	3-1				3	0	0	0	0	1	3
Inning Stats	R: 0 E: 0 K: 0 S: 4 H: 1 LOB: 1 BB: 0 P: 4	R: 0 E: 0 K: 2 S: 7 H: 0 LOB: 1 BB: 1 P: 11	R: 0 E: 0 K: 1 S: 6 H: 1 LOB: 1 BB: 0 P: 6	R: 0 E: 0 K: 1 S: 5 H: 1 LOB: 0 BB: 0 P: 5	R: 1 E: 0 K: 2 S: 10 H: 3 LOB: 2 BB: 0 P: 10	R: 1 E: 0 K: 1 S: 8 H: 3 LOB: 2 BB: 0 P: 8	R: 0 E: 0 K: 0 S: 3 H: 0 LOB: 0 BB: 0 P: 3	R: 1 E: 0 K: 1 S: 6 H: 1 LOB: 0 BB: 0 P: 6		1B: 8 2B: 1 3B: 0 HR: 1	SF: 0 SAC: 0 DP: 0 HBP: 0			WP: 0 PB: 0 SB: 1 CS: 1	PA: 34		

PITCHER		IP	WLS	BF	H	R	ER	SO	BB	IBB	HBP	BLK	WP	HR	S	P	ERA	WHIP
Tom Seaver, R ERA: 3.06	(1, 1)	7.0	L	30	9	2	2	7	1	0	0	0	0	0	43	47	2.57	1.429
Skip Lockwood, R ERA: 2.59	(8, 1)	1.0		4	1	1	1	1	0	0	0	0	0	1	6	6	9.00	1.000

PITCHER	IP	WLS	BF	H	R	ER	SO	BB	IBB	HBP	BLK	WP	HR	S	P	ERA	WHIP

BOTTOM

New York Mets @ San Diego Padres

San Diego Stadium, San Diego, CA

Wed Jun 09 1976, 10:05 PM EDT

Att. 42,972 - Unknown

livebaseballscorecards.com

AB	33
R	3
H	10
RBI	3
BB	1
SO	8
LOB	15

New York Mets @ San Diego Padres

San Diego Stadium, San Diego, CA

Thu Jun 10 1976, 10:05 PM EDT

Att. 7,203 - Unknown

TOP

Batter	1	2	3	4	5	6	7	8	9	AB	R	H	RBI	BB	SO	LOB
Bud Harrelson, S (1, 6) OBP: 0.377, SLG: 0.291	K	1B			WP 1B	K			F8	5	0	2	2	0	2	1
Felix Millan, R (1, 4) OBP: 0.318, SLG: 0.346	L1-4 2B	F6			F8	5-3			5-3	5	0	1	0	0	0	3
Joe Torre, R (1, 3) OBP: 0.366, SLG: 0.468	L1-4		L9		L8	F8				4	0	0	0	0	0	2
Dave Kingman, R (1, 9) OBP: 0.279, SLG: 0.556		L8 S E BB	5-3			HR	5-3			3	2	1	1	1	0	0
John Milner, L (1, 7) OBP: 0.394, SLG: 0.537		K	6-3			G3		3-1		4	0	0	0	0	1	1
Jerry Grote, R (1, 2) OBP: 0.364, SLG: 0.310		L8		F6		1B 1B BB		BB		2	1	0	0	2	0	1
Roy Staiger, R (1, 5) OBP: 0.238, SLG: 0.234		E8 E 1B		F7		F8		F7		4	1	0	0	0	0	2
Del Unser, L (1, 8) OBP: 0.270, SLG: 0.335		E 1B IBB		K		1B E 1B		G3		3	2	1	0	1	1	1
Jon Matlack, L (1, 1) OBP: 0.250, SLG: 0.188		E5 1B			F3	E9 1B			K	4	0	1	1	0	1	2
Inning Stats	R: 0 E: 0 K: 1 S: 5 H: 1 LOB: 0 BB: 0 P: 5	R: 3 E: 2 K: 1 S: 8 H: 1 LOB: 2 BB: 2 P: 16	R: 0 E: 0 K: 0 S: 3 H: 0 LOB: 0 BB: 0 P: 3	R: 0 E: 0 K: 1 S: 5 H: 0 LOB: 0 BB: 0 P: 5	R: 0 E: 0 K: 0 S: 4 H: 1 LOB: 1 BB: 0 P: 4	R: 3 E: 1 K: 1 S: 8 H: 3 LOB: 1 BB: 1 P: 12	R: 0 E: 0 K: 0 S: 3 H: 0 LOB: 0 BB: 0 P: 3	R: 0 E: 0 K: 0 S: 3 H: 0 LOB: 1 BB: 1 P: 7	R: 0 E: 0 K: 1 S: 5 H: 0 LOB: 0 BB: 0 P: 5	1B: 4 2B: 2 3B: 0 HR: 1 SF: 0 SAC: 0 DP: 1 HBP: 0						

	AB	34
	R	6
	H	6
	RBI	4
	BB	4
	SO	5
	LOB	13

WP: 1 PB: 0 SB: 1 CS: 0 PA: 38

livebaseballscorecards.com

PITCHER		IP	WLS	BF	H	R	ER	SO	BB	IBB	HBP	BLK	WP	HR	S	P	ERA	WHIP
Brent Strom, L ERA: 3.78	(1, 1)	5.2	L	27	6	6	2	3	2	1	0	0	1	1	30	42	3.18	1.412
Dan Spillner, R ERA: 3.53	(6, 1)	1.1		4	0	0	0	1	0	0	0	0	0	0	6	6	0.00	0.000
Butch Metzger, R ERA: 1.21	(8, 1)	2.0		7	0	0	0	1	1	0	0	0	0	0	8	12	0.00	0.500

PITCHER	IP	WLS	BF	H	R	ER	SO	BB	IBB	HBP	BLK	WP	HR	S	P	ERA	WHIP

New York Mets @ San Diego Padres

San Diego Stadium, San Diego, CA

Thu Jun 10 1976, 10:05 PM EDT

Att. 7,203 - Unknown

livebaseballscorecards.com

BOTTOM

Batter	1	2	3	4	5	6	7	8	9	AB	R	H	RBI	BB	SO	LOB
Enzo Hernandez, R (1, 6) OBP: 0.400, SLG: 0.386	BBBB 4-0 E S BB		x 0-0 ② F8		x 0-0 ② L5		SSS 0-3 ② K			3	0	0	0	1	1	1
Luis Melendez, R (1, 8) OBP: 0.169, SLG: 0.161	x 0-0 ① F9 1-3		x 0-0 BB 1B		SSS 0-3 ③ K		BBBB 4-0 BB			3	0	1	0	1	1	2
Merv Rettenmund, R (1, 7) OBP: 0.423, SLG: 0.367	BBBB 4-0 S BB		BBBB 4-0 1-2 BB			x 0-0 1B 1B 1B	x 0-0 ③ 5-3			2	0	1	0	2	0	1
Dave Winfield, R (1, 9) OBP: 0.363, SLG: 0.482	SSS 0-3 ② K 1-2		x 0-0 ③ 1-3			x 0-0 ① L8		x 0-0 ① F6		4	0	0	0	0	1	5
Doug Rader, R (1, 5) OBP: 0.353, SLG: 0.452	SSS 0-3 ③ K			x 0-0 ① F7		x 0-0 ② F9		x 0-0 G4-6-3 1B		4	0	1	0	0	1	3
Mike Ivie, R (1, 3) OBP: 0.287, SLG: 0.348		x 0-0 ① 5-3		x 0-0 ② 5-3		x 0-0 1B 1-2 1B		x 0-0 ②③ G4-6-3 1-2f		4	0	1	0	0	0	1
Ted Kubiak, S (1, 4) OBP: 0.366, SLG: 0.352		x 0-0 ② 5-3		x 0-0 ③ L4		x 0-0 1-2 2-3 1B			SSS 0-3 ① K	4	0	1	0	0	1	0
Fred Kendall, R (1, 2) OBP: 0.277, SLG: 0.241		x 0-0 ③ F9			BBBB 4-0 BB	x 0-0 ③ L8			SSS 0-3 ② K	3	0	0	0	1	1	3
Brent Strom, R (1, 1) OBP: 0.185, SLG: 0.125 Dan Spillner, R (6, 1) OBP: 0.267, SLG: 0.083 Hector Torres, R (7, PH) OBP: 0.316, SLG: 0.398 Butch Metzger, R (8, 1) Gene Locklear, L (9, PH) OBP: 0.292, SLG: 0.311			x 0-0 ① L1		SSS 0-3 ① K		SSS 0-3 ① K		x 0-0 ③ L6	2 0 1 0 1	0 0 0 0 0	0 0 0 0 0	0 0 0 0 0	0 0 1 0 0	1 0 0 0 0	1 0 0 0 0
Inning Stats	R: 0 H: 0 E: 0 LOB: 2 K: 2 BB: 2 S: 7 P: 15	R: 0 H: 0 E: 0 LOB: 0 K: 0 BB: 0 S: 3 P: 3	R: 0 H: 1 E: 0 LOB: 2 K: 0 BB: 1 S: 4 P: 8	R: 0 H: 0 E: 0 LOB: 0 K: 0 BB: 0 S: 3 P: 3	R: 0 H: 0 E: 0 LOB: 1 K: 2 BB: 0 S: 7 P: 11	R: 0 H: 3 E: 0 LOB: 3 K: 0 BB: 0 S: 6 P: 6	R: 0 H: 0 E: 0 LOB: 1 K: 2 BB: 1 S: 7 P: 11	R: 0 H: 1 E: 0 LOB: 0 K: 0 BB: 0 S: 3 P: 3	R: 0 H: 0 E: 0 LOB: 0 K: 2 BB: 0 S: 7 P: 7	1B: 5 2B: 0 3B: 0 HR: 0	SF: 0 SAC: 0 DP: 1 HBP: 0			WP: 0 PB: 0 SB: 2 CS: 0	PA: 36		

PITCHER	IP	WLS	BF	H	R	ER	SO	BB	IBB	HBP	BLK	WP	HR	S	P	ERA	WHIP
Jon Matlack, L (1, 1) ERA: 2.41	9.0	W	36	5	0	0	8	5	0	0	0	0	0	47	67	0.00	1.111

PITCHER	IP	WLS	BF	H	R	ER	SO	BB	IBB	HBP	BLK	WP	HR	S	P	ERA	WHIP

AB	31
R	0
H	5
RBI	0
BB	5
SO	8
LOB	17

Batter	1	2	3	4	5	6	7	8	9	AB	R	H	RBI	BB	SO	LOB
Bud Harrelson, S (1, 6) OBP: 0.367, SLG: 0.281	5-3		6-3			K			4-3	4	0	0	0	0	1	1
Felix Millan, R (1, 4) OBP: 0.312, SLG: 0.339	5-3			5-3		F7			F9	4	0	0	0	0	0	1
Joe Torre, R (1, 3) OBP: 0.355, SLG: 0.454	K			F8		6-3			F8	4	0	0	0	0	1	1
Dave Kingman, R (1, 9) OBP: 0.279, SLG: 0.557		2B		K			K			3	0	1	0	0	2	0
John Milner, L (1, 7) OBP: 0.386, SLG: 0.526		K			F9		P5			3	0	0	0	0	1	1
Wayne Garrett, L (1, 5) OBP: 0.355, SLG: 0.316		K			F9		G3			3	0	0	0	0	1	1
Del Unser, L (1, 8) OBP: 0.271, SLG: 0.335		F7			1B			G3		3	0	1	0	0	0	1
Jerry Grote, R (1, 2) OBP: 0.358, SLG: 0.303			5-3		K			P6		3	0	0	0	0	1	1
Jerry Koosman, R (1, 1) OBP: 0.333, SLG: 0.381			K			2B		K		1	0	0	0	0	1	0
Bruce Boisclair, L (6, PH) OBP: 0.387, SLG: 0.441										1	0	1	0	0	0	0
Rick Baldwin, L (6, 1) OBP: 1.000, SLG: 1.000										0	0	0	0	0	0	0
Ed Kranepool, L (8, PH) OBP: 0.321, SLG: 0.363										1	0	0	0	0	1	0
Bob Myrick, R (8, 1)										0	0	0	0	0	0	0
Inning Stats	R: 0 E: 0 K: 1 S: 5 H: 0 LOB: 0 BB: 0 P: 5	R: 0 E: 0 K: 2 S: 8 H: 1 LOB: 1 BB: 0 P: 8	R: 0 E: 0 K: 1 S: 5 H: 0 LOB: 0 BB: 0 P: 5	R: 0 E: 0 K: 1 S: 5 H: 0 LOB: 0 BB: 0 P: 5	R: 0 E: 0 K: 1 S: 6 H: 1 LOB: 1 BB: 0 P: 6	R: 0 E: 0 K: 1 S: 6 H: 1 LOB: 1 BB: 0 P: 6	R: 0 E: 0 K: 1 S: 5 H: 0 LOB: 0 BB: 0 P: 5	R: 0 E: 0 K: 1 S: 5 H: 0 LOB: 0 BB: 0 P: 5	R: 0 E: 0 K: 0 S: 3 H: 0 LOB: 0 BB: 0 P: 3	1B: 1 2B: 2 3B: 0 HR: 0 SF: 0 SAC: 0 DP: 0 HBP: 0						

PITCHER		IP	WLS	BF	H	R	ER	SO	BB	IBB	HBP	BLK	WP	HR	S	P	ERA	WHIP
John Montefusco, R ERA: 2.65	(1, 1)	9.0	W	30	3	0	0	9	0	0	0	0	0	0	48	48	0.00	0.333

PITCHER	IP	WLS	BF	H	R	ER	SO	BB	IBB	HBP	BLK	WP	HR	S	P	ERA	WHIP

TOP

New York Mets @ San Francisco Giants

Candlestick Park, San Francisco, CA

Fri Jun 11 1976, 10:05 PM EDT

Att. 6,121 - Unknown

livebaseballscorecards.com

AB	30
R	0
H	3
RBI	0
BB	0
SO	9
LOB	7

PA: 30

WP: 0
PB: 0
SB: 0
CS: 0

New York Mets @ San Francisco Giants

Candlestick Park, San Francisco, CA

Fri Jun 11 1976, 10:05 PM EDT

Att. 6,121 - Unknown

BOTTOM

Batter	1	2	3	4	5	6	7	8	9	AB	R	H	RBI	BB	SO	LOB
Larry Herndon, R (1, 8) OBP: 0.413, SLG: 0.459	BBBB 4-0 HR SH1-4 BB	x 0-0 3B		x 0-0 ① 5-3		BBBB 4-0 S BB				2	1	1	0	2	0	0
Craig Robinson, R (1, 4) OBP: 0.500, SLG: 0.455	x 0-0 ① SH1-4 1-2	x 0-0 ② F8		BBBB 4-0 CS BB		SSS 0-3 ③ K 1-2				2	0	0	0	1	1	2
Gary Matthews, R (1, 7) OBP: 0.336, SLG: 0.385	BBBB 4-0 HR BB	SSS 0-3 ③ K		x 0-0 ②③ F9 1-2			SSS 0-3 ① K			3	1	0	0	1	2	2
Bobby Murcer, L (1, 9) OBP: 0.365, SLG: 0.377	x 0-0 1-H 2-H HR		x 0-0 ① F8		x 0-0 ① F8		x 0-0 ② F9			4	1	1	3	0	0	0
Chris Speier, R (1, 6) OBP: 0.341, SLG: 0.330	SSS 0-3 ② K		BBBB 4-0 WP 1B BB		x 0-0 ② 6-3		x 0-0 ③ 6-3			3	0	0	0	1	1	0
Ken Reitz, R (1, 5) OBP: 0.315, SLG: 0.359	x 0-0 ③ P6		x 0-0 WP 1B 1-2		x 0-0 1B			x 0-0 ① G3		4	0	2	0	0	0	0
Gary Thomasson, L (1, 3) OBP: 0.391, SLG: 0.524		x 0-0 HR 1B	SSS 0-3 ② K		x 0-0 ③ G3			x 0-0 ② F9		4	1	1	0	0	1	3
Marc Hill, R (1, 2) OBP: 0.246, SLG: 0.385		x 0-0 1-H HR	IIII 4-0 1-2 2-3 IBB			x 0-0 ① 4-3		x 0-0 ③ 1-3		3	1	1	2	1	0	0
John Montefusco, R (1, 1) OBP: 0.229, SLG: 0.219		SSS 0-3 ① K	SSS 0-3 ③ K			SSS 0-3 ② K				3	0	0	0	0	3	3
Inning Stats	R: 3 E: 0 K: 1 S: 6 H: 1 LOB: 0 BB: 2 P: 14	R: 2 E: 0 K: 2 S: 10 H: 3 LOB: 1 BB: 0 P: 10	R: 0 E: 0 K: 2 S: 8 H: 1 LOB: 3 BB: 2 P: 16	R: 0 E: 0 K: 0 S: 2 H: 0 LOB: 0 BB: 1 P: 6	R: 0 E: 0 K: 0 S: 4 H: 1 LOB: 1 BB: 0 P: 4	R: 0 E: 0 K: 2 S: 7 H: 0 LOB: 1 BB: 1 P: 11	R: 0 E: 0 K: 1 S: 5 H: 0 LOB: 0 BB: 0 P: 5	R: 0 E: 0 K: 0 S: 3 H: 0 LOB: 0 BB: 0 P: 3		1B: 3 2B: 0 3B: 1 HR: 2	SF: 0 SAC: 1 DP: 0 HBP: 0					

livebaseballscorecards.com

	AB	28
	R	5
	H	6
	RBI	5
	BB	6
	SO	8
	LOB	10

WP: 1 PB: 0 SB: 1 CS: 1 PA: 35

PITCHER		IP	WLS	BF	H	R	ER	SO	BB	IBB	HBP	BLK	WP	HR	S	P	ERA	WHIP
Jerry Koosman, L ERA: 3.87	(1, 1)	5.0	L	25	6	5	5	5	4	1	0	0	1	2	30	50	9.00	2.000
Rick Baldwin, R ERA: 3.0	(6, 1)	2.0		7	0	0	0	3	1	0	0	0	0	0	12	16	0.00	0.500
Bob Myrick, L ERA:	(8, 1)	1.0		3	0	0	0	0	0	0	0	0	0	0	3	3	0.00	0.000

PITCHER	IP	WLS	BF	H	R	ER	SO	BB	IBB	HBP	BLK	WP	HR	S	P	ERA	WHIP

Batter	1	2	3	4	5	6	7	8	9	AB	R	H	RBI	BB	SO	LOB
Wayne Garrett, L (1, 5) OBP: 0.346, SLG: 0.307	4-3	4-3		K			3-1		G3	5	0	0	0	0	1	4
Felix Millan, R (1, 4) OBP: 0.314, SLG: 0.333	4-3 BB		F3	G5-3 2-3f			1B BB		5-3	3	0	0	0	2	0	2
Joe Torre, R (1, 3) OBP: 0.345, SLG: 0.440	4-3 1-2	4-3			K		K			4	0	0	0	0	2	2
Dave Kingman, R (1, 9) OBP: 0.283, SLG: 0.555	6-3	E3 2B			G4-6-3 BB		1-2 1B			3	1	1	0	1	0	1
John Milner, L (1, 7) OBP: 0.383, SLG: 0.525		4-3	WP 2-H 2B		G4-6-3 1-2f		F9			4	0	1	1	0	0	3
Ron Hodges, L (1, 2) OBP: 0.397, SLG: 0.403 Jerry Grote, R (3, PH) OBP: 0.363, SLG: 0.301 (3, 2)		BB FC4-6 BB	BB			WP SH1-3 6-3 BB		F9		0 1	1 1	0 0	0 0	1 2	0 0	0 0
Del Unser, L (1, 8) OBP: 0.270, SLG: 0.330		FC4-6 1-2 BB	F8 2-3			6-3 1-2		F9		3	0	0	0	1	0	3
Bud Harrelson, S (1, 6) OBP: 0.373, SLG: 0.279		FC4-6 1-2 2-3 BB		G5-3 BB		SH1-3 2-H		K		1	0	0	1	2	1	0
Craig Swan, R (1, 1) OBP: 0.182, SLG: 0.100		FC4-6 1-2f 2-3 3-H		1-2 BB		K			P3	3	0	0	1	1	1	2
Inning Stats	R: 0 E: 0 K: 0 S: 3 H: 0 LOB: 1 BB: 1 P: 7	R: 1 E: 0 K: 0 S: 3 H: 0 LOB: 2 BB: 3 P: 15	R: 1 E: 1 K: 0 S: 5 H: 1 LOB: 2 BB: 1 P: 9	R: 0 E: 0 K: 1 S: 4 H: 0 LOB: 1 BB: 2 P: 12	R: 0 E: 0 K: 1 S: 4 H: 0 LOB: 0 BB: 1 P: 8	R: 1 E: 0 K: 1 S: 5 H: 0 LOB: 0 BB: 1 P: 9	R: 0 E: 0 K: 1 S: 6 H: 1 LOB: 2 BB: 1 P: 10	R: 0 E: 0 K: 1 S: 5 H: 0 LOB: 0 BB: 0 P: 5	R: 0 E: 0 K: 0 S: 3 H: 0 LOB: 0 BB: 0 P: 3	1B: 1 2B: 1 3B: 0 HR: 0	SF: 0 SAC: 1 DP: 2 HBP: 0					

TOP

New York Mets @ San Francisco Giants

Candlestick Park, San Francisco, CA

Sat Jun 12 1976, 6:33 AM EDT

Att. 6,272 - Unknown

livebaseballscorecards.com

AB	27
R	3
H	2
RBI	3
BB	10
SO	5
LOB	17

WP: 2 PB: 0 SB: 0 CS: 0 PA: 38

PITCHER		IP	WLS	BF	H	R	ER	SO	BB	IBB	HBP	BLK	WP	HR	S	P	ERA	WHIP
John D'Acquisto, R ERA: 7.33	(1, 1)	6.0	L	27	1	3	2	3	9	0	0	0	2	0	24	60	3.00	1.667
Randy Moffitt, R ERA: 2.59	(7, 1)	2.0		8	1	0	0	2	1	0	0	0	0	0	11	15	0.00	1.000
Dave Heaverlo, R ERA: 4.21	(9, 1)	1.0		3	0	0	0	0	0	0	0	0	0	0	3	3	0.00	0.000

PITCHER	IP	WLS	BF	H	R	ER	SO	BB	IBB	HBP	BLK	WP	HR	S	P	ERA	WHIP

Batter	1	2	3	4	5	6	7	8	9	AB	R	H	RBI	BB	SO	LOB
Larry Herndon, R (1, 8) OBP: 0.408, SLG: 0.452	6-3 1B	K			5-3		F9			4	0	1	0	0	1	3
Dave Rader, L (1, 2) OBP: 0.305, SLG: 0.330	6-3 1-2	F8			3-1		K			4	0	0	0	0	1	4
Bobby Murcer, L (1, 9) OBP: 0.363, SLG: 0.372	FC4-6 BB		F9		3-1			G3		3	0	0	0	1	0	0
Gary Matthews, R (1, 7) OBP: 0.335, SLG: 0.387	K		2B			F9		F2		4	0	1	0	0	1	2
Gary Thomasson, L (1, 3) OBP: 0.385, SLG: 0.478	FC4-6 1-2f		F7			BB		1B		2	0	0	0	1	0	3
Randy Moffitt, R (7, 1) OBP: 0.500, SLG: 0.500										0	0	0	0	0	0	0
Glenn Adams, L (8, PH) OBP: 0.259, SLG: 0.296										1	0	1	0	0	0	0
Dave Heaverlo, R (9, 1)										0	0	0	0	0	0	0
Chris Speier, R (1, 6) OBP: 0.340, SLG: 0.333		E7 2B 2B	F8			K		K		4	1	1	0	0	2	3
Ken Reitz, R (1, 5) OBP: 0.314, SLG: 0.362		1B 3-H 2B	F5			4-3			5-3	4	0	1	1	0	0	1
Craig Robinson, R (1, 4) OBP: 0.438, SLG: 0.385		K	K				FC4-6 BB		K	2	0	0	0	0	2	1
Derrel Thomas, S (7, PH) OBP: 0.320, SLG: 0.305										1	0	0	0	1	1	0
(8, 4)																
John D'Acquisto, R (1, 1) OBP: 0.500, SLG: 0.500										2	0	1	0	0	1	0
Willie Montanez, L (7, 3) OBP: 0.358, SLG: 0.427		2-3 1B	K				FC4-6 1-2f		5-3	2	0	0	0	0	0	1
Inning Stats	R: 0 H: 1 E: 0 LOB: 2 K: 1 BB: 1 S: 6 P: 10	R: 1 H: 3 E: 1 LOB: 2 K: 2 BB: 0 S: 10 P: 10	R: 0 H: 1 E: 0 LOB: 1 K: 0 BB: 0 S: 4 P: 4	R: 0 H: 0 E: 0 LOB: 0 K: 2 BB: 0 S: 7 P: 7	R: 0 H: 0 E: 0 LOB: 0 K: 0 BB: 0 S: 3 P: 3	R: 0 H: 0 E: 0 LOB: 1 K: 1 BB: 1 S: 5 P: 9	R: 0 H: 0 E: 0 LOB: 1 K: 1 BB: 1 S: 5 P: 9	R: 0 H: 1 E: 0 LOB: 1 K: 1 BB: 0 S: 6 P: 6	R: 0 H: 0 E: 0 LOB: 0 K: 1 BB: 0 S: 5 P: 5	1B: 3 SF: 0 2B: 3 SAC: 0 3B: 0 DP: 0 HR: 0 HBP: 0						

PITCHER	IP	WLS	BF	H	R	ER	SO	BB	IBB	HBP	BLK	WP	HR	S	P	ERA	WHIP
Craig Swan, R (1, 1) ERA: 4.19	9.0	W	36	6	1	1	9	3	0	0	0	0	0	51	63	1.00	1.000

PITCHER	IP	WLS	BF	H	R	ER	SO	BB	IBB	HBP	BLK	WP	HR	S	P	ERA	WHIP

BOTTOM

New York Mets @ San Francisco Giants

Candlestick Park, San Francisco, CA

Sat Jun 12 1976, 6:33 AM EDT

Att. 6,272 - Unknown

livebaseballscorecards.com

AB	33
R	1
H	6
RBI	1
BB	3
SO	9
LOB	18

New York Mets @ San Francisco Giants

Candlestick Park, San Francisco, CA

Sun Jun 13 1976, 6:33 AM EDT

Unknown

TOP

livebaseballscorecards.com

Batter	1	2	3	4	5	6	7	8	9	AB	R	H	RBI	BB	SO	LOB
Mike Phillips, L (1, 6) OBP: 0.309, SLG: 0.253	4-3		4-3			E3 SH1-4 1B 1-2	4-3		F5	5	1	0	0	0	0	5
Felix Millan, R (1, 4) OBP: 0.310, SLG: 0.328	4-3		F4			SH1-4 1-2 2-3		K		3	0	0	0	0	1	0
John Milner, L (1, 7) OBP: 0.380, SLG: 0.517	4-3			3-1		2-H 3-H 1B		F9		4	0	1	2	0	0	0
Dave Kingman, R (1, 9) OBP: 0.278, SLG: 0.545		1-3		5-3		F7		4-3		4	0	0	0	0	0	1
Ed Kranepool, L (1, 3) OBP: 0.325, SLG: 0.368		1B E 2B		G3		G3			B B B B BB 5-3 BB	3	1	1	0	1	0	1
Del Unser, L (1, 8) OBP: 0.270, SLG: 0.328		E 2-3 1B			F8		4-3		1-2 5-3	4	0	1	0	0	0	1
Wayne Garrett, L (1, 5) OBP: 0.344, SLG: 0.302		E3 G4-6-3 1-2 3-H			4-3		G3		B B B B BB	3	0	0	1	1	0	1
Jerry Grote, R (1, 2) OBP: 0.360, SLG: 0.320		G4-6-3 1-2f			F2		HR		S S S K	4	1	1	1	0	1	4
Mickey Lolich, S (1, 1) OBP: 0.269, SLG: 0.208 Bob Apodaca, R (7, 1) OBP: 0.429, SLG: 0.500			5-3			E6 SH1-4 E 1B			B B B B 1-2 2-3 BB	2 0	1 0	0 0	0 0	1 1	0 0	0 0
Inning Stats	R: 0 E: 0 K: 0 S: 3 H: 0 LOB: 0 BB: 0 P: 3	R: 1 E: 1 K: 0 S: 5 H: 2 LOB: 1 BB: 0 P: 5	R: 0 E: 0 K: 0 S: 3 H: 0 LOB: 0 BB: 0 P: 3	R: 0 E: 0 K: 0 S: 3 H: 0 LOB: 0 BB: 0 P: 3	R: 0 E: 0 K: 0 S: 3 H: 0 LOB: 0 BB: 0 P: 3	R: 2 E: 2 K: 0 S: 6 H: 1 LOB: 1 BB: 0 P: 6	R: 1 E: 0 K: 0 S: 4 H: 1 LOB: 1 BB: 1 P: 8	R: 0 E: 0 K: 1 S: 5 H: 0 LOB: 0 BB: 0 P: 5	R: 0 E: 0 K: 1 S: 5 H: 0 LOB: 3 BB: 3 P: 17	1B: 2 2B: 1 3B: 0 HR: 1 SF: 0 SAC: 1 DP: 1 HBP: 0							

	AB	32
	R	4
	H	4
	RBI	4
	BB	4
	SO	2
	LOB	13

WP: 0 PB: 0 SB: 0 CS: 0 PA: 37

PITCHER		IP	WLS	BF	H	R	ER	SO	BB	IBB	HBP	BLK	WP	HR	S	P	ERA	WHIP
Rob Dressler, R ERA: 3.86	(1, 1)	7.0	L	28	4	4	2	0	1	0	0	0	0	1	27	31	2.57	0.714
Gary Lavelle, L ERA: 1.71	(8, 1)	2.0		9	0	0	0	2	3	0	0	0	0	0	10	22	0.00	1.500

PITCHER	IP	WLS	BF	H	R	ER	SO	BB	IBB	HBP	BLK	WP	HR	S	P	ERA	WHIP

Batter	1	2	3	4	5	6	7	8	9	AB	R	H	RBI	BB	SO	LOB
Larry Herndon, R (1, 8) OBP: 0.411, SLG: 0.454	E 1B 1B		L5-3 1B		F9 ③			6-3 ①		4	1	2	0	0	0	1
Chris Arnold, R (1, 4) (8, 5) OBP: 0.286, SLG: 0.282	E8 1B FC4-6 1-3 1B		L5-3 ① ② 1-2			G3 1B		S S S K ②		4	1	2	0	0	1	1
Gary Matthews, R (1, 7) OBP: 0.337, SLG: 0.389	FC4-6 2-3 3-H 1B		F7 ③			F9 ①		6-3 1B		4	0	2	1	0	0	1
Bobby Murcer, L (1, 9) OBP: 0.357, SLG: 0.365	FC4-6 ① FC5-4 1-2f 3-H			F9 ①		G3 ② 1-2		G3 ③		4	0	0	1	0	0	3
Chris Speier, R (1, 6) OBP: 0.335, SLG: 0.327	F8 ②			F8 ②		F8 ③			S S S K ①	4	0	0	0	0	1	2
Ken Reitz, R (1, 5) OBP: 0.314, SLG: 0.358 Derrel Thomas, S (7, PR) (8, 4) OBP: 0.318, SLG: 0.304	FC5-4 ③ 1-2f			6-3 ③			B B B 4-0 G6-3 BB BB		F8 ②	2 1	0 0	0 0	0 0	1 0	0 0	1 0
Gary Thomasson, L (1, 3) OBP: 0.367, SLG: 0.423		F9 ①			S S S K ①		B B B 4-0 G6-3 1-2 BB		F7 ③	3	0	0	0	1	1	0
Marc Hill, R (1, 2) OBP: 0.254, SLG: 0.379 Steve Ontiveros, S (7, PH) OBP: 0.232, SLG: 0.180 Gary Lavelle, S (8, 1) OBP: 0.200, SLG: 0.200		F8 ②			B B B B 4-0 BB		G6-3 ① ② 1-2f 2-3			1 1 0	0 0 0	0 0 0	0 0 0	1 0 0	0 0 0	0 2 0
Rob Dressler, R (1, 1) OBP: 0.182, SLG: 0.182 Willie Montanez, L (7, PH) OBP: 0.357, SLG: 0.425 Mike Sadek, R (8, 2) OBP: 0.390, SLG: 0.361		S S S K ③			S S S K ②		S S S K ③			2 1 0	0 0 0	0 0 0	0 0 0	0 1 0	2 0 0	1 2 0
Inning Stats	R: 2 H: 3 E: 1 LOB: 1 K: 0 BB: 0 S: 6 P: 6	R: 0 H: 0 E: 0 LOB: 0 K: 1 BB: 0 S: 5 P: 5	R: 0 H: 1 E: 0 LOB: 0 K: 0 BB: 0 S: 3 P: 3	R: 0 H: 0 E: 0 LOB: 0 K: 0 BB: 0 S: 3 P: 3	R: 0 H: 0 E: 0 LOB: 1 K: 2 BB: 1 S: 7 P: 11	R: 0 H: 1 E: 0 LOB: 1 K: 0 BB: 0 S: 4 P: 4	R: 0 H: 0 E: 0 LOB: 2 K: 1 BB: 2 S: 4 P: 12	R: 0 H: 1 E: 0 LOB: 1 K: 1 BB: 0 S: 6 P: 6	R: 0 H: 0 E: 0 LOB: 0 K: 1 BB: 0 S: 5 P: 5	1B: 6 SF: 0 2B: 1 SAC: 0 3B: 0 DP: 2 HR: 0 HBP: 0						WP: 0 PA: 34 PB: 0 SB: 0 CS: 0	

PITCHER		IP	WLS	BF	H	R	ER	SO	BB	IBB	HBP	BLK	WP	HR	S	P	ERA	WHIP
Mickey Lolich, L ERA: 3.03	(1, 1)	6.0	W	25	5	2	2	3	3	0	0	0	0	0	28	40	3.00	1.333
Bob Apodaca, R ERA: 1.66	(7, 1)	3.0	S	9	1	0	0	3	0	0	0	0	0	0	15	15	0.00	0.333

PITCHER	IP	WLS	BF	H	R	ER	SO	BB	IBB	HBP	BLK	WP	HR	S	P	ERA	WHIP

BOTTOM

New York Mets @ San Francisco Giants

Candlestick Park, San Francisco, CA

Sun Jun 13 1976, 6:33 AM EDT

Unknown

livebaseballscorecards.com

AB	31
R	2
H	6
RBI	2
BB	3
SO	6
LOB	14

New York Mets @ San Francisco Giants

Candlestick Park, San Francisco, CA

Sun Jun 13 1976, 6:38 AM EDT

Att. 18,644 - Unknown

livebaseballscorecards.com

Batter	1	2	3	4	5	6	7	8	9	AB	R	H	RBI	BB	SO	LOB
Bud Harrelson, S (1, 6) OBP: 0.367, SLG: 0.270	0-3 K		0-0 5-3		4-0 BB		0-0 6-3		0-0 F9	4	0	0	0	1	1	0
Felix Millan, R (1, 4) OBP: 0.303, SLG: 0.320	0-0 4-3		0-0 6-3		0-0 F9		0-3 K		0-0 5-3	5	0	0	0	0	1	2
John Milner, L (1, 7) OBP: 0.374, SLG: 0.503	4-0 BB		0-3 K			0-3 K	0-0 G3		0-0 F8	4	0	0	0	1	2	0
Dave Kingman, R (1, 9) OBP: 0.278, SLG: 0.541	0-3 K			0-0 F9		0-0 1B 2B 1B		0-0 4-3		4	1	1	0	0	1	1
Ed Kranepool, L (1, 3) OBP: 0.328, SLG: 0.376		0-0 6-3		0-0 3-1		0-0 2B SF8 1-3 1B		0-0 1B 1B 2B		4	2	2	0	0	0	0
Del Unser, L (1, 8) OBP: 0.279, SLG: 0.338		4-0 2B BB		0-0 6-3		0-0 1-3 3-H 2B		0-0 FC6-5 1B 2-3 1B		3	1	2	1	1	0	0
Wayne Garrett, L (1, 5) OBP: 0.352, SLG: 0.308		0-3 K			0-0 S 1B	4-0 IBB		0-0 FC6-5 1-2 3-H 1B		3	0	2	1	1	1	1
Jerry Grote, R (1, 2) OBP: 0.358, SLG: 0.327		0-0 1-H 2B			0-0 F9 1-2	0-0 SF8 3-H		0-0 FC6-5 1-2 2-3f		3	0	1	2	0	0	3
Tom Seaver, R (1, 1) OBP: 0.154, SLG: 0.057		0-0 F7			0-0 F7	0-0 1-3		0-3 K		4	0	0	0	0	1	6
Skip Lockwood, R (9, 1) OBP: 0.500, SLG: 0.400										0	0	0	0	0	0	0

Inning Stats	1	2	3	4	5	6	7	8	9		
	R: 0 H: 0 E: 0 LOB: 1 K: 2 BB: 1 S: 7 P: 11	R: 1 H: 1 E: 0 LOB: 1 K: 1 BB: 1 S: 6 P: 10	R: 0 H: 0 E: 0 LOB: 0 K: 1 BB: 0 S: 5 P: 5	R: 0 H: 0 E: 0 LOB: 0 K: 0 BB: 0 S: 3 P: 3	R: 0 H: 1 E: 0 LOB: 2 K: 0 BB: 1 S: 4 P: 8	R: 2 H: 3 E: 0 LOB: 2 K: 1 BB: 1 S: 8 P: 12	R: 0 H: 0 E: 0 LOB: 0 K: 1 BB: 0 S: 5 P: 5	R: 1 H: 3 E: 0 LOB: 2 K: 1 BB: 0 S: 8 P: 8	R: 0 H: 0 E: 0 LOB: 0 K: 0 BB: 0 S: 3 P: 3	1B: 5 SF: 1 2B: 3 SAC: 0 3B: 0 DP: 0 HR: 0 HBP: 0	WP: 0 PA: 39 PB: 0 SB: 1 CS: 0

PITCHER		IP	WLS	BF	H	R	ER	SO	BB	IBB	HBP	BLK	WP	HR	S	P	ERA	WHIP
Jim Barr, R ERA: 3.01	(1, 1)	6.0	L	27	5	3	3	5	3	1	0	0	0	0	33	49	4.50	1.333
Mike Caldwell, L ERA: 4.33	(7, 1)	3.0		12	3	1	1	2	0	0	0	0	0	0	16	16	3.00	1.000

PITCHER	IP	WLS	BF	H	R	ER	SO	BB	IBB	HBP	BLK	WP	HR	S	P	ERA	WHIP

Batter	1	2	3	4	5	6	7	8	9	AB	R	H	RBI	BB	SO	LOB
Larry Herndon, R (1, 8) OBP: 0.398, SLG: 0.439	F3			F4			4-3		F2	4	0	0	0	0	0	0
Derrel Thomas, S (1, 4) OBP: 0.317, SLG: 0.303	F6			L3			4-3		1B	4	1	1	0	0	0	0
Bobby Murcer, L (1, 9) OBP: 0.360, SLG: 0.364	K			F8			BB		1-3	3	0	1	0	1	1	0
Gary Matthews, R (1, 7) OBP: 0.340, SLG: 0.391		K			K		1-3		1-2	4	0	2	1	0	2	0
Willie Montanez, L (1, 3) OBP: 0.351, SLG: 0.417		4-3			G3		F7		4-3	4	0	0	0	0	0	4
Chris Speier, R (1, 6) OBP: 0.331, SLG: 0.323		F9			F8			F9		3	0	0	0	0	0	0
Ken Reitz, R (1, 5) OBP: 0.310, SLG: 0.354			F7			F9		4-3		3	0	0	0	0	0	0
Dave Rader, L (1, 2) OBP: 0.306, SLG: 0.330			F9			G6-3		3-1		3	0	1	0	0	0	0
Jim Barr, R (1, 1) OBP: 0.250, SLG: 0.125			F8			G6-3			G3	1	0	0	0	0	0	0
Gary Thomasson, L (6, PH) OBP: 0.355, SLG: 0.407										1	0	0	0	0	0	1
Mike Caldwell, R (7, 1) OBP: 0.167, SLG: 0.167										0	0	0	0	0	0	0
Glenn Adams, L (9, PH) OBP: 0.250, SLG: 0.286										1	0	0	0	0	0	0
Inning Stats	R: 0 E: 0 K: 1 S: 5 H: 0 LOB: 0 BB: 0 P: 5	R: 0 E: 0 K: 1 S: 5 H: 0 LOB: 0 BB: 0 P: 5	R: 0 E: 0 K: 0 S: 3 H: 0 LOB: 0 BB: 0 P: 3	R: 0 E: 0 K: 0 S: 3 H: 0 LOB: 0 BB: 0 P: 3	R: 0 E: 0 K: 1 S: 5 H: 0 LOB: 0 BB: 0 P: 5	R: 0 E: 0 K: 0 S: 3 H: 1 LOB: 0 BB: 0 P: 3	R: 0 E: 0 K: 0 S: 4 H: 1 LOB: 2 BB: 1 P: 8	R: 0 E: 0 K: 0 S: 3 H: 0 LOB: 0 BB: 0 P: 3	R: 1 E: 0 K: 0 S: 6 H: 3 LOB: 2 BB: 0 P: 6	1B: 5 2B: 0 3B: 0 HR: 0 SF: 0 SAC: 0 DP: 1 HBP: 0						

PITCHER	IP	WLS	BF	H	R	ER	SO	BB	IBB	HBP	BLK	WP	HR	S	P	ERA	WHIP
Tom Seaver, R (1, 1) ERA: 2.9	8.2	W	31	5	1	1	3	1	0	0	0	0	0	36	40	1.04	0.692
Skip Lockwood, R (9, 1) ERA: 2.56	0.1	S	1	0	0	0	0	0	0	0	0	0	0	1	1	0.00	0.000

PITCHER	IP	WLS	BF	H	R	ER	SO	BB	IBB	HBP	BLK	WP	HR	S	P	ERA	WHIP
Ken Reitz, R (1, 5) OBP: 0.310, SLG: 0.354	3	0	0	0	0	0	0	0	0	0	0	0	0	0	0	0.00	0.000

BOTTOM

New York Mets @ San Francisco Giants

Candlestick Park, San Francisco, CA

Sun Jun 13 1976, 6:38 AM EDT

Att. 18,644 - Unknown

livebaseballscorecards.com

AB	31
R	1
H	5
RBI	1
BB	1
SO	3
LOB	5

Batter	1	2	3	4	5	6	7	8	9	AB	R	H	RBI	BB	SO	LOB
Bill Russell, R (1, 6) OBP: 0.319, SLG: 0.401	5-3		F8			F8		F7 1-3		4	0	0	0	0	0	2
Bill Buckner, L (1, 7) OBP: 0.322, SLG: 0.417	5-3			F8		G3		6-3		4	0	0	0	0	0	1
Steve Garvey, R (1, 3) OBP: 0.349, SLG: 0.445	E5 PO			F9		F4		6-3		4	0	0	0	0	0	1
Ron Cey, R (1, 5) OBP: 0.419, SLG: 0.545	PO 1-2	6-3		1B			5-3		5-3	4	0	1	0	0	0	0
Joe Ferguson, R (1, 9) OBP: 0.318, SLG: 0.357		5-3		F9			BB 1B 1B		F9	4	1	1	0	0	0	1
Dusty Baker Jr., R (1, 8) OBP: 0.320, SLG: 0.314		4-3			F9		K		1B	4	0	1	0	0	1	1
Steve Yeager, R (1, 2) OBP: 0.303, SLG: 0.405			F8		6-3		1B 1-2 BB		K	3	0	0	0	1	1	1
Ted Sizemore, R (1, 4) OBP: 0.294, SLG: 0.281			E6		1B		1-3 2-H 1B			3	0	2	1	0	0	0
Burt Hooton, R (1, 1) OBP: 0.296, SLG: 0.250			F4		K			F7 WP 1B		3	0	1	0	0	1	2
Charlie Hough, R (8, 1) OBP: 0.300, SLG: 0.400										0	0	0	0	0	0	0

TOP

Los Angeles Dodgers @ New York Mets

Shea Stadium, Flushing, NY

Tue Jun 15 1976, 7:05 PM EDT

Att. 26,185 - Unknown

livebaseballscorecards.com

AB	33
R	1
H	6
RBI	1
BB	1
SO	3
LOB	9

Inning Stats	1	2	3	4	5	6	7	8	9
R	0	0	0	0	0	0	1	0	0
E	1	0	1	0	0	0	0	0	0
K	0	0	0	0	1	0	1	0	1
S	3	3	4	4	6	3	6	4	6
H	0	0	0	1	1	0	2	1	1
LOB	0	0	1	1	1	0	2	1	1
BB	0	0	0	0	0	0	1	0	0
P	3	3	4	4	6	3	10	4	6

1B	6
2B	0
3B	0
HR	0
SF	0
SAC	0
DP	0
HBP	0

WP	1
PB	0
SB	0
CS	0
PA	35

PITCHER	IP	WLS	BF	H	R	ER	SO	BB	IBB	HBP	BLK	WP	HR	S	P	ERA	WHIP
Jon Matlack, L (1, 1) ERA: 2.3	9.0	W	34	6	1	1	3	1	0	0	0	1	0	39	43	1.00	0.778

PITCHER	IP	WLS	BF	H	R	ER	SO	BB	IBB	HBP	BLK	WP	HR	S	P	ERA	WHIP

Batter	1	2	3	4	5	6	7	8	9	AB	R	H	RBI	BB	SO	LOB
Bud Harrelson, S (1, 6) OBP: 0.370, SLG: 0.285	S S S 0-3 ① K		x 0-0 ③ F9			x 0-0 E9 FC5 2B		x 0-0 F9 SH3 1B 1B		4	1	2	0	0	1	0
Felix Millan, R (1, 4) OBP: 0.299, SLG: 0.315	x 0-0 ② F7			x 0-0 ① G3		x 0-0 ② FC5 3-H		x 0-0 ① SH3 1-2		3	0	0	0	0	0	1
John Milner, L (1, 7) OBP: 0.371, SLG: 0.510	x 0-0 3B			x 0-0 ② G3		x 0-0 ③ F8		x 0-0 ② F9 2-3		4	0	1	0	0	0	2
Dave Kingman, R (1, 9) OBP: 0.281, SLG: 0.544	S S S 0-3 ③ K			x 0-0 ③ F2			x 0-0 4-3 1B 2B	x 0-0 3-H 1B		4	1	2	1	0	1	1
Ed Kranepool, L (1, 3) OBP: 0.327, SLG: 0.378		x 0-0 ① 5-3			x 0-0 2B		x 0-0 ① 4-3 2-3	x 0-0 ③ F8		4	0	1	0	0	0	2
Del Unser, L (1, 8) OBP: 0.275, SLG: 0.333		x 0-0 ② G3			x 0-0 ① F8		x 0-0 ② G3			3	0	0	0	0	0	2
Wayne Garrett, L (1, 5) OBP: 0.356, SLG: 0.310		x 0-0 ③ F9			x 4-0 G6-4-3 IBB		x 0-0 1B 3-H 1B			2	0	1	1	1	0	0
Jerry Grote, R (1, 2) OBP: 0.358, SLG: 0.327			x 0-0 ① F9		x 0-0 ② ③ G6-4-3 1-2f		x 0-0 1-2 1B			3	0	1	0	0	0	2
Jon Matlack, L (1, 1) OBP: 0.231, SLG: 0.171			S S S 0-3 ② K			x 0-0 ① F6	S S S 0-3 ③ K			3	0	0	0	0	2	2
Inning Stats	R: 0 E: 0 K: 2 S: 8 H: 1 LOB: 1 BB: 0 P: 8	R: 0 E: 0 K: 0 S: 3 H: 0 LOB: 0 BB: 0 P: 3	R: 0 E: 0 K: 1 S: 5 H: 0 LOB: 0 BB: 0 P: 5	R: 0 E: 0 K: 0 S: 3 H: 0 LOB: 0 BB: 0 P: 3	R: 0 E: 0 K: 0 S: 3 H: 1 LOB: 1 BB: 1 P: 7	R: 0 E: 1 K: 0 S: 4 H: 1 LOB: 1 BB: 0 P: 4	R: 1 E: 0 K: 1 S: 8 H: 3 LOB: 2 BB: 0 P: 8	R: 1 E: 0 K: 0 S: 5 H: 2 LOB: 1 BB: 0 P: 5		1B: 4 2B: 3 3B: 1 HR: 0	SF: 0 SAC: 1 DP: 1 HBP: 0						

BOTTOM

Los Angeles Dodgers @ New York Mets

Shea Stadium, Flushing, NY

Tue Jun 15 1976, 7:05 PM EDT

Att. 26,185 - Unknown

livebaseballscorecards.com

AB	30
R	2
H	8
RBI	2
BB	1
SO	4
LOB	12

WP: 0 PB: 0 SB: 0 CS: 0 PA: 32

PITCHER		IP	WLS	BF	H	R	ER	SO	BB	IBB	HBP	BLK	WP	HR	S	P	ERA	WHIP
Burt Hooton, R ERA: 4.14	(1, 1)	7.2	L	31	8	2	2	4	0	1	0	0	0	0	38	42	2.35	1.043
Charlie Hough, R ERA: 2.2	(8, 1)	0.1		1	0	0	0	0	0	0	0	0	0	0	1	1	0.00	0.000

PITCHER	IP	WLS	BF	H	R	ER	SO	BB	IBB	HBP	BLK	WP	HR	S	P	ERA	WHIP

Los Angeles Dodgers @ New York Mets

Shea Stadium, Flushing, NY

Wed Jun 16 1976, 7:05 PM EDT

Att. 22,598 - Unknown

TOP

livebaseballscorecards.com

Batter	1	2	3	4	5	6	7	8	9	AB	R	H	RBI	BB	SO	LOB
Bill Buckner, L (1, 9) (7, 7) OBP: 0.325, SLG: 0.416	4-3		F4			FC4-6 1B	IBB			3	0	1	0	1	0	1
Manny Mota, R (1, 7) OBP: 0.292, SLG: 0.273	G6-4-3 1B			F9		FC4-6 1-2f	F9			4	0	1	0	0	0	3
Charlie Hough, R (7, 1) OBP: 0.300, SLG: 0.400										0	0	0	0	0	0	0
Steve Garvey, R (1, 3) OBP: 0.348, SLG: 0.442	G6-4-3 1-2f			4-3			1B 1B 1B 1B	6-3		4	1	1	0	0	0	1
Ron Cey, R (1, 5) OBP: 0.416, SLG: 0.539		4-3		K			1B 1B 1B 1-2	6-3		4	1	1	0	0	1	0
Dusty Baker Jr., R (1, 8) OBP: 0.319, SLG: 0.313		6-3			F9		2B 1B 1-2 2-3	F9		4	1	1	0	0	0	0
Bill Russell, R (1, 6) OBP: 0.318, SLG: 0.398		5-3			6-3		2B 1B 1-2 2-H 3-H		F9	4	1	1	2	0	0	0
Steve Yeager, R (1, 2) OBP: 0.302, SLG: 0.398			K		CS BB		K		K	3	0	0	0	1	3	2
Ted Sizemore, R (1, 4) OBP: 0.302, SLG: 0.293			SH1-4 BB		CS 1-2	1-3	2B 1-H 2-H		F4	3	0	1	2	1	0	0
Doug Rau, L (1, 1) OBP: 0.296, SLG: 0.217			SH1-4 1-2			K	K			1	0	0	0	0	1	0
Henry Cruz, L (7, PH) OBP: 0.247, SLG: 0.408										1	0	0	0	0	1	1
Joe Simpson, L (7, 9) OBP: 0.091, SLG: 0.091										0	0	0	0	0	0	0

	AB	31
	R	4
	H	7
	RBI	4
	BB	3
	SO	6
	LOB	8

Inning Stats	1	2	3	4	5	6	7	8	9
	R: 0 E: 0 K: 0 S: 3	H: 1 LOB: 0 BB: 0 P: 3	R: 0 E: 0 K: 0 S: 3	H: 0 LOB: 0 BB: 0 P: 3	R: 0 E: 0 K: 1 S: 5	H: 0 LOB: 1 BB: 1 P: 9	R: 0 E: 0 K: 1 S: 5	H: 0 LOB: 0 BB: 0 P: 5	R: 0 E: 0 K: 0 S: 2	H: 0 LOB: 0 BB: 1 P: 6	R: 0 E: 0 K: 1 S: 6	H: 1 LOB: 1 BB: 0 P: 6	R: 4 E: 0 K: 2 S: 12	H: 5 LOB: 2 BB: 1 P: 16	R: 0 E: 0 K: 0 S: 3	H: 0 LOB: 0 BB: 0 P: 3	R: 0 E: 0 K: 1 S: 5	H: 0 LOB: 0 BB: 0 P: 5

	1B: 6	SF: 0
	2B: 1	SAC: 1
	3B: 0	DP: 1
	HR: 0	HBP: 0

	WP: 0	PA: 36
	PB: 0	
	SB: 0	
	CS: 1	

PITCHER		IP	WLS	BF	H	R	ER	SO	BB	IBB	HBP	BLK	WP	HR	S	P	ERA	WHIP
Jerry Koosman, L ERA: 4.03	(1, 1)	6.0	L	24	6	4	4	3	2	0	0	0	0	0	28	36	6.00	1.333
Skip Lockwood, R ERA: 2.48	(7, 1)	1.0		5	1	0	0	2	0	1	0	0	0	0	8	12	0.00	1.000
Bob Apodaca, R ERA: 1.58	(8, 1)	2.0		6	0	0	0	1	0	0	0	0	0	0	8	8	0.00	0.000

PITCHER	IP	WLS	BF	H	R	ER	SO	BB	IBB	HBP	BLK	WP	HR	S	P	ERA	WHIP

Batter	1	2	3	4	5	6	7	8	9	AB	R	H	RBI	BB	SO	LOB
Bud Harrelson, S (1, 6) OBP: 0.377, SLG: 0.291	BBBB 4-0 G6-4-3 BB		x 0-0 8-3 1B		x 0-0 1B 2-H 1B		SSS 0-3 ② K		x 0-0 ① F8	4	0	2	1	1	1	1
Felix Millan, R (1, 4) OBP: 0.301, SLG: 0.314	x 0-0 ①② G6-4-3 1-2f		x 0-0 ②③ 8-3 1-2f		x 0-0 BB 1-3 1B		x 0-0 ③ 1-3		BBBB 4-0 FC5-4 1-2 BB	4	0	1	0	1	0	2
Joe Torre, R (1, 3) OBP: 0.347, SLG: 0.435	x 0-0 1B			x 0-0 ① 5-3	BBB 4-0 1-2 BB			x 0-0 ① L8	x 0-0 ② FC5-4 1-2f 2-3	4	0	1	0	1	0	2
Dave Kingman, R (1, 9) OBP: 0.280, SLG: 0.535	SSS 0-3 ③ K			SSS 0-3 ② K	SSS 0-3 ③ K			BBBB 4-0 BB BB BB	SSS 0-3 ③ K	4	0	0	0	1	4	6
John Milner, L (1, 7) OBP: 0.380, SLG: 0.516		x 0-0 ① F7		x 0-0 2B		BBBB 4-0 BB		BBBB 4-0 1-2 BB BB		2	0	1	0	2	0	0
Jerry Grote, R (1, 2) OBP: 0.355, SLG: 0.325		x 0-0 1B		SSS 0-3 ③ K		x 0-0 ① F7		x 0-0 ② F6		4	0	1	0	0	1	4
Roy Staiger, R (1, 5) OBP: 0.229, SLG: 0.225 Wayne Garrett, L (8, PH) OBP: 0.359, SLG: 0.310 (9, 5)		x 0-0 ② F8			x 0-0 ① F8	x 0-0 ② F8		BBBB 4-0 1-2 2-3 BB		3	0	0	0	0	0	2
										0	0	0	0	1	0	0
Del Unser, L (1, 8) OBP: 0.274, SLG: 0.332		x 0-0 ③ F6			x 0-0 SH1-4 1B 1B	x 0-0 ③ F9		x 0-0 ③ 1-3		4	1	1	0	0	0	5
Jerry Koosman, R (1, 1) OBP: 0.318, SLG: 0.364 Skip Lockwood, R (7, 1) OBP: 0.500, SLG: 0.400 Bruce Boisclair, L (7, PH) OBP: 0.381, SLG: 0.433 Bob Apodaca, R (8, 1) OBP: 0.429, SLG: 0.500 Ed Kranepool, L (9, PH) OBP: 0.330, SLG: 0.378			x 0-0 ① 5-3		x 0-0 ② SH1-4 1-2		SSS 0-3 ① K		BBBB 4-0 FC5-4 BB BB	1	0	0	0	0	0	0
										0	0	0	0	0	0	0
										1	0	0	0	0	1	0
										0	0	0	0	0	0	0
										0	0	0	0	1	0	0
Inning Stats	R: 0 E: 0 K: 1 S: 5 H: 1 LOB: 1 BB: 1 P: 9	R: 0 E: 0 K: 0 S: 4 H: 1 LOB: 1 BB: 0 P: 4	R: 0 E: 0 K: 0 S: 3 H: 1 LOB: 0 BB: 0 P: 3	R: 0 E: 0 K: 2 S: 8 H: 1 LOB: 1 BB: 0 P: 8	R: 1 E: 0 K: 1 S: 8 H: 3 LOB: 3 BB: 1 P: 12	R: 0 E: 0 K: 0 S: 3 H: 0 LOB: 1 BB: 1 P: 7	R: 0 E: 0 K: 2 S: 7 H: 0 LOB: 0 BB: 0 P: 7	R: 0 E: 0 K: 0 S: 3 H: 0 LOB: 3 BB: 3 P: 15	R: 0 E: 0 K: 1 S: 5 H: 0 LOB: 2 BB: 2 P: 13	1B: 6 2B: 2 3B: 0 HR: 0	SF: 0 SAC: 1 DP: 2 HBP: 0				WP: 0 PB: 0 SB: 0 CS: 0	PA: 40	

PITCHER		IP	WLS	BF	H	R	ER	SO	BB	IBB	HBP	BLK	WP	HR	S	P	ERA	WHIP
Doug Rau, L ERA: 2.65	(1, 1)	6.0	W	26	7	1	1	4	3	0	0	0	0	0	31	43	1.50	1.667
Charlie Hough, R ERA: 2.08	(7, 1)	3.0	S	14	0	0	0	3	5	0	0	0	0	0	15	35	0.00	1.667

PITCHER	IP	WLS	BF	H	R	ER	SO	BB	IBB	HBP	BLK	WP	HR	S	P	ERA	WHIP

BOTTOM

Los Angeles Dodgers @ New York Mets

Shea Stadium, Flushing, NY

Wed Jun 16 1976, 7:05 PM EDT

Att. 22,598 - Unknown

livebaseballscorecards.com

AB	31
R	1
H	7
RBI	1
BB	8
SO	7
LOB	22

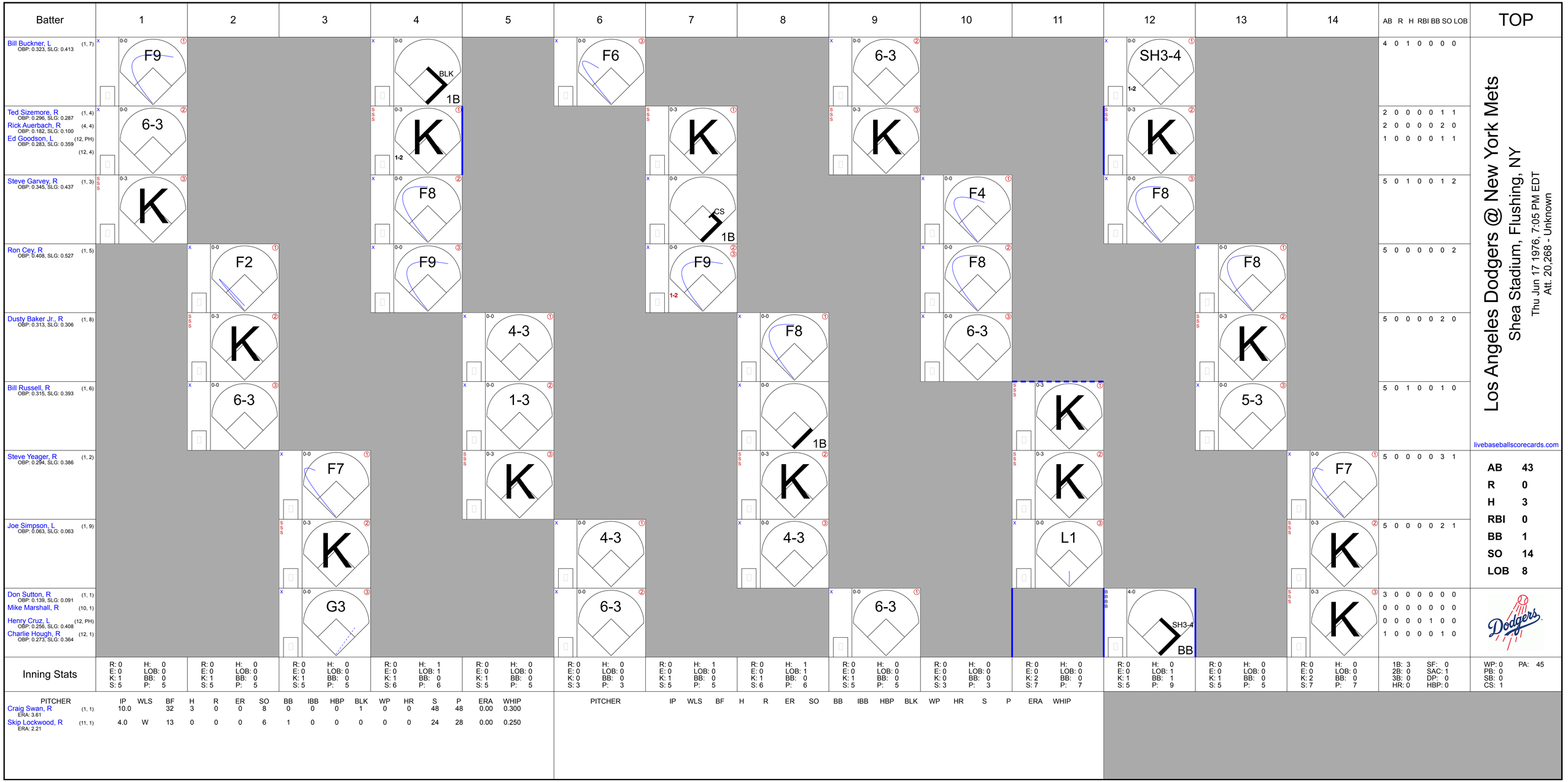
Batter
1
2
3
4
5
6
7
8
9
10
11
12
13
14
AB R H RBI BB SO LOB
TOP
Bill Buckner, L (1, 7) OBP: 0.323, SLG: 0.413
F9
6-3
BLK 1B
K
1-2
F6
6-3
SH3-4
1-2
4 0 1 0 0 0 0
Ted Sizemore, R (1, 4) OBP: 0.296, SLG: 0.287
Rick Auerbach, R (4, 4) OBP: 0.182, SLG: 0.100
Ed Goodson, L (12, PH) (12, 4) OBP: 0.283, SLG: 0.359
K
K
K
K
2 0 0 0 0 1 1
2 0 0 0 0 2 0
1 0 0 0 0 1 1
Steve Garvey, R (1, 3) OBP: 0.345, SLG: 0.437
K
F8
CS 1B
F4
F8
5 0 1 0 0 1 2
Ron Cey, R (1, 5) OBP: 0.408, SLG: 0.527
F2
F9
F9
F8
5 0 0 0 0 0 2
Dusty Baker Jr., R (1, 8) OBP: 0.313, SLG: 0.306
K
4-3
F8
6-3
K
5 0 0 0 0 2 0
Bill Russell, R (1, 6) OBP: 0.315, SLG: 0.393
6-3
1-3
1B
K
5-3
5 0 1 0 0 1 0
Steve Yeager, R (1, 2) OBP: 0.294, SLG: 0.386
F7
K
K
K
F7
5 0 0 0 0 3 1
Joe Simpson, L (1, 9) OBP: 0.063, SLG: 0.063
K
4-3
4-3
L1
K
5 0 0 0 0 2 1
Don Sutton, R (1, 1) OBP: 0.139, SLG: 0.091
Mike Marshall, R (10, 1)
Henry Cruz, L (12, PH) OBP: 0.256, SLG: 0.408
Charlie Hough, R (12, 1) OBP: 0.273, SLG: 0.364
G3
6-3
6-3
SH3-4 BB
K
3 0 0 0 0 0 0
0 0 0 0 0 0 0
0 0 0 0 1 0 0
1 0 0 0 0 1 0
Inning Stats
R: 0 E: 0 K: 1 S: 5 H: 0 LOB: 0 BB: 0 P: 5
R: 0 E: 0 K: 1 S: 5 H: 0 LOB: 0 BB: 0 P: 5
R: 0 E: 0 K: 1 S: 5 H: 0 LOB: 0 BB: 0 P: 5
R: 0 E: 0 K: 1 S: 6 H: 1 LOB: 0 BB: 0 P: 6
R: 0 E: 0 K: 1 S: 5 H: 0 LOB: 0 BB: 0 P: 5
R: 0 E: 0 K: 0 S: 3 H: 0 LOB: 0 BB: 0 P: 3
R: 0 E: 0 K: 1 S: 5 H: 1 LOB: 0 BB: 0 P: 5
R: 0 E: 0 K: 1 S: 6 H: 1 LOB: 1 BB: 0 P: 6
R: 0 E: 0 K: 1 S: 5 H: 0 LOB: 0 BB: 0 P: 5
R: 0 E: 0 K: 0 S: 3 H: 0 LOB: 0 BB: 0 P: 3
R: 0 E: 0 K: 2 S: 7 H: 0 LOB: 0 BB: 0 P: 7
R: 0 E: 0 K: 1 S: 5 H: 0 LOB: 1 BB: 1 P: 9
R: 0 E: 0 K: 1 S: 5 H: 0 LOB: 0 BB: 0 P: 5
R: 0 E: 0 K: 2 S: 7 H: 0 LOB: 0 BB: 0 P: 7
1B: 3 2B: 0 3B: 0 HR: 0
SF: 0 SAC: 1 DP: 0 HBP: 0
PA: 45
WP: 0 PB: 0 SB: 0 CS: 1
Los Angeles Dodgers @ New York Mets
Shea Stadium, Flushing, NY
Thu Jun 17 1976, 7:05 PM EDT
Att. 20,268 - Unknown
livebaseballscorecards.com
AB 43
R 0
H 3
RBI 0
BB 1
SO 14
LOB 8
PITCHER IP WLS BF H R ER SO BB IBB HBP BLK WP HR S P ERA WHIP
Craig Swan, R (1, 1) ERA: 3.61 10.0 32 3 0 0 8 0 0 0 1 0 0 48 48 0.00 0.300
Skip Lockwood, R (11, 1) ERA: 2.21 4.0 W 13 0 0 0 6 1 0 0 0 0 0 24 28 0.00 0.250
PITCHER IP WLS BF H R ER SO BB IBB HBP BLK WP HR S P ERA WHIP

BOTTOM

Los Angeles Dodgers @ New York Mets

Shea Stadium, Flushing, NY

Thu Jun 17 1976, 7:05 PM EDT

Att. 20,268 - Unknown

livebaseballscorecards.com

Batter	1	2	3	4	5	6	7	8	9	10	11	12	13	14	AB	R	H	RBI	BB	SO	LOB
Bud Harrelson, S (1, 6) OBP: 0.364, SLG: 0.279	5-3		5-3			K		1-3			5-3		F7		6	0	0	0	0	1	1
John Milner, L (1, 7) OBP: 0.373, SLG: 0.503	1-3			K		F4			F8		1B			L9	6	0	1	0	0	1	0
Dave Kingman, R (1, 9) OBP: 0.281, SLG: 0.541	5-3			CS BB		1-3			K		F2			HR	5	1	1	1	1	1	1
Ed Kranepool, L (1, 3) OBP: 0.335, SLG: 0.383		FC4-6 1B		1-5-3 1-2			1-3 SH1-4 1B		1B		K				3	0	2	0	0	0	1
Leon Brown, R (7, PR) OBP: 0.250, SLG: 0.258															0	0	0	0	0	0	0
Joe Torre, R (8, 3) OBP: 0.349, SLG: 0.436															2	0	1	0	0	1	1
Wayne Garrett, L (1, 5) OBP: 0.353, SLG: 0.303		L4			4-3		SH1-4 1-2		F8			F7			4	0	0	0	0	0	2
Del Unser, L (1, 8) OBP: 0.273, SLG: 0.333		FC4-6 CS 1-2f			1B 2B		1-3 2-3			F9		F9			5	0	1	0	0	0	3
Jerry Grote, R (1, 2) OBP: 0.346, SLG: 0.315		CS 1-2	6-3		L7		K			6-3		F7			5	0	0	0	0	1	3
Felix Millan, R (1, 4) OBP: 0.307, SLG: 0.317			SH3 1B		1B IBB			F9		1B			F9		4	0	2	0	1	0	0
Craig Swan, R (1, 1) OBP: 0.208, SLG: 0.136			SH3 1-2		1-2 2-H 1B			F7		1-3			K		2	0	1	0	0	0	0
Mike Vail, R (10, PH)															1	0	0	0	0	0	1
Skip Lockwood, R (11, 1) OBP: 0.429, SLG: 0.333															1	0	0	0	0	1	0
Inning Stats	R: 0 E: 0 K: 0 S: 3 H: 0 LOB: 0 BB: 0 P: 3	R: 0 E: 0 K: 0 S: 3 H: 1 LOB: 0 BB: 0 P: 3	R: 0 E: 0 K: 0 S: 4 H: 1 LOB: 1 BB: 0 P: 4	R: 0 E: 0 K: 1 S: 4 H: 0 LOB: 0 BB: 1 P: 8	R: 0 E: 0 K: 0 S: 4 H: 2 LOB: 2 BB: 1 P: 8	R: 0 E: 0 K: 1 S: 5 H: 0 LOB: 0 BB: 0 P: 5	R: 0 E: 0 K: 1 S: 6 H: 1 LOB: 2 BB: 0 P: 6	R: 0 E: 0 K: 0 S: 3 H: 0 LOB: 0 BB: 0 P: 3	R: 0 E: 0 K: 1 S: 6 H: 1 LOB: 1 BB: 0 P: 6	R: 0 E: 0 K: 0 S: 4 H: 1 LOB: 1 BB: 0 P: 4	R: 0 E: 0 K: 1 S: 6 H: 1 LOB: 1 BB: 0 P: 6	R: 0 E: 0 K: 0 S: 3 H: 0 LOB: 0 BB: 0 P: 3	R: 0 E: 0 K: 1 S: 5 H: 0 LOB: 0 BB: 0 P: 5	R: 1 E: 0 K: 0 S: 2 H: 1 LOB: 0 BB: 0 P: 2	1B: 7 2B: 1 3B: 0 HR: 1	SF: 0 SAC: 2 DP: 0 HBP: 0	WP: 0 PB: 0 SB: 0 CS: 2	PA: 49

AB	44
R	1
H	9
RBI	1
BB	2
SO	6
LOB	13

PITCHER		IP	WLS	BF	H	R	ER	SO	BB	IBB	HBP	BLK	WP	HR	S	P	ERA	WHIP
Don Sutton, R ERA: 4.24	(1, 1)	9.0		32	6	0	0	4	1	1	0	0	0	0	38	46	0.00	0.778
Mike Marshall, R ERA: 4.38	(10, 1)	2.0		8	2	0	0	1	0	0	0	0	0	0	10	10	0.00	1.000
Charlie Hough, R ERA: 2.15	(12, 1)	2.1	L	8	1	1	1	1	0	0	0	0	0	1	10	10	3.86	0.429

PITCHER	IP	WLS	BF	H	R	ER	SO	BB	IBB	HBP	BLK	WP	HR	S	P	ERA	WHIP

Batter	1	2	3	4	5	6	7	8	9	AB	R	H	RBI	BB	SO	LOB
Larry Herndon, R (1, 8) OBP: 0.376, SLG: 0.406	5-3			K		K		6-3		4	0	0	0	0	2	1
Derrel Thomas, S (1, 4) OBP: 0.317, SLG: 0.309	F6			FC4-6, BB		1-H, 3B			F9	3	0	1	1	1	0	0
Bobby Murcer, L (1, 9) OBP: 0.358, SLG: 0.360	F5			FC4-6, 1-2f		K			F7	4	0	0	0	0	1	2
Gary Matthews, R (1, 7) OBP: 0.342, SLG: 0.411		6-3		F8		5-3			F8	4	0	0	0	0	0	2
Darrell Evans, L (1, 3) OBP: 0.306, SLG: 0.204		4-3			HR		1-3			3	1	1	1	0	0	0
Ken Reitz, R (1, 5) OBP: 0.314, SLG: 0.357		K			5-3		6-3			3	0	0	0	0	1	0
Dave Rader, L (1, 2) OBP: 0.305, SLG: 0.322			F8		9-3, BB		F7			2	0	0	0	1	0	0
Marty Perez, R (1, 6) OBP: 0.283, SLG: 0.297			F6		9-3, 1-2f			6-3		3	0	0	0	0	0	1
Rob Dressler, R (1, 1) OBP: 0.154, SLG: 0.154			K			K, 3B		F8		2	1	0	0	0	2	0
Gary Thomasson, L (8, PH) OBP: 0.289, SLG: 0.324										1	0	0	0	0	0	0
Gary Lavelle, S (8, 1) OBP: 0.200, SLG: 0.200										0	0	0	0	0	0	0
Inning Stats	R: 0 E: 0 K: 0 S: 3 H: 0 LOB: 0 BB: 0 P: 3	R: 0 E: 0 K: 1 S: 5 H: 0 LOB: 0 BB: 0 P: 5	R: 0 E: 0 K: 1 S: 5 H: 0 LOB: 0 BB: 0 P: 5	R: 0 E: 0 K: 1 S: 5 H: 0 LOB: 1 BB: 1 P: 9	R: 1 E: 0 K: 0 S: 3 H: 1 LOB: 0 BB: 1 P: 7	R: 1 E: 0 K: 3 S: 11 H: 1 LOB: 1 BB: 0 P: 11	R: 0 E: 0 K: 0 S: 3 H: 0 LOB: 0 BB: 0 P: 3	R: 0 E: 0 K: 0 S: 3 H: 0 LOB: 0 BB: 0 P: 3	R: 0 E: 0 K: 0 S: 3 H: 0 LOB: 0 BB: 0 P: 3	1B: 0 2B: 1 3B: 1 HR: 1 SF: 0 SAC: 0 DP: 1 HBP: 0							

PITCHER	IP	WLS	BF	H	R	ER	SO	BB	IBB	HBP	BLK	WP	HR	S	P	ERA	WHIP
Tom Seaver, R (1, 1) ERA: 2.83	9.0	W	31	2	2	2	6	2	0	0	0	1	1	41	49	2.00	0.444

PITCHER	IP	WLS	BF	H	R	ER	SO	BB	IBB	HBP	BLK	WP	HR	S	P	ERA	WHIP

TOP

San Francisco Giants @ New York Mets

Shea Stadium, Flushing, NY

Fri Jun 18 1976, 7:05 PM EDT

Att. 30,888 - Unknown

livebaseballscorecards.com

AB	29
R	2
H	2
RBI	2
BB	2
SO	6
LOB	6

WP: 1	PA: 31
PB: 0	
SB: 0	
CS: 0	

Batter	1	2	3	4	5	6	7	8	9	AB	R	H	RBI	BB	SO	LOB
Bruce Boisclair, L (1, 9) OBP: 0.373, SLG: 0.422	F8			G3	L9		CS 1B			4	0	1	0	0	0	1
John Milner, L (1, 7) OBP: 0.376, SLG: 0.518	K			HR		FC4-6 BB	CS	3-1		3	1	1	1	1	1	0
Wayne Garrett, L (1, 5) OBP: 0.351, SLG: 0.307	F8			2B		FC4-6 HR		6-3		4	1	1	0	0	0	1
Ed Kranepool, L (1, 3) OBP: 0.338, SLG: 0.397		L3		BB		HR		1-3		3	1	1	2	1	0	0
Del Unser, L (1, 8) OBP: 0.274, SLG: 0.333		4-3		K		5-3 1B				3	0	1	0	0	1	2
Jerry Grote, R (1, 2) OBP: 0.340, SLG: 0.310		6-3		K		5-3				3	0	0	0	0	1	3
Felix Millan, R (1, 4) OBP: 0.308, SLG: 0.318			K		FC4-6 1B	F7				3	0	1	0	0	1	1
Bud Harrelson, S (1, 6) OBP: 0.358, SLG: 0.273			3-1		FC4-6		F8			3	0	0	0	0	0	1
Tom Seaver, R (1, 1) OBP: 0.146, SLG: 0.054			F9		SH1-4		6-3			2	0	0	0	0	0	0
Inning Stats	R: 0 E: 0 K: 1 S: 5 H: 0 LOB: 0 BB: 0 P: 5	R: 0 E: 0 K: 0 S: 3 H: 0 LOB: 0 BB: 0 P: 3	R: 0 E: 0 K: 1 S: 5 H: 0 LOB: 0 BB: 0 P: 5	R: 1 E: 0 K: 2 S: 9 H: 2 LOB: 2 BB: 1 P: 13	R: 0 E: 0 K: 0 S: 4 H: 1 LOB: 1 BB: 0 P: 4	R: 2 E: 0 K: 0 S: 5 H: 2 LOB: 1 BB: 1 P: 9	R: 0 E: 0 K: 0 S: 3 H: 1 LOB: 0 BB: 0 P: 3	R: 0 E: 0 K: 0 S: 3 H: 0 LOB: 0 BB: 0 P: 3		1B: 3 2B: 1 3B: 0 HR: 2 SF: 0 SAC: 1 DP: 0 HBP: 0						

PITCHER		IP	WLS	BF	H	R	ER	SO	BB	IBB	HBP	BLK	WP	HR	S	P	ERA	WHIP
Rob Dressler, R ERA: 3.86	(1, 1)	7.0	L	28	6	3	3	4	2	0	0	0	0	2	34	42	3.86	1.143
Gary Lavelle, L ERA: 2.16	(8, 1)	1.0		3	0	0	0	0	0	0	0	0	0	0	3	3	0.00	0.000

PITCHER	IP	WLS	BF	H	R	ER	SO	BB	IBB	HBP	BLK	WP	HR	S	P	ERA	WHIP

BOTTOM

San Francisco Giants @ New York Mets

Shea Stadium, Flushing, NY

Fri Jun 18 1976, 7:05 PM EDT

Att. 30,888 - Unknown

livebaseballscorecards.com

AB	28
R	3
H	6
RBI	3
BB	2
SO	4
LOB	9

Batter	1	2	3	4	5	6	7	8	9	AB	R	H	RBI	BB	SO	LOB
Larry Herndon, R (1, 8) OBP: 0.370, SLG: 0.406	G3	L3-6 2-3		F4		2B 2-H			K	5	0	1	1	0	1	3
Derrel Thomas, S (1, 4) OBP: 0.311, SLG: 0.303	6-3		K	FC6-4 1-2f		F6			4-3	5	0	0	0	0	1	2
Gary Matthews, R (1, 7) OBP: 0.346, SLG: 0.419	2B		1B		E4 3-1	1-3			CS 1B	5	0	3	0	0	0	1
Bobby Murcer, L (1, 9) OBP: 0.353, SLG: 0.354	K		F3		3-1 2-3		K		CS 1-2	4	0	0	0	0	2	3
Ken Reitz, R (1, 5) OBP: 0.313, SLG: 0.355		BB 1B 1B	F8		F3		1-3			4	1	1	0	0	0	2
Darrell Evans, L (1, 3) OBP: 0.310, SLG: 0.201		BB 1B 1B 1-2		K	IBB		F7			2	1	0	0	2	1	0
Marc Hill, R (1, 2) OBP: 0.244, SLG: 0.368		SH2-4 1B 1B 1-3 2-H		HR 2B	F8			K		4	1	2	1	0	1	2
Marty Perez, R (1, 6) OBP: 0.298, SLG: 0.348		L3-6 SH2-4 1B 1-2 3-H		HR 2-H		2B 2B		F9		4	2	3	3	0	0	0
Jim Barr, R (1, 1) OBP: 0.258, SLG: 0.115		SH2-4 1-2 2-3		FC6-4 BB		K		5-3		2	0	0	0	1	1	1
Inning Stats	R: 0 H: 1 E: 0 LOB: 1 K: 1 BB: 0 S: 6 P: 6	R: 2 H: 3 E: 0 LOB: 1 K: 0 BB: 1 S: 5 P: 9	R: 0 H: 1 E: 0 LOB: 1 K: 1 BB: 0 S: 6 P: 6	R: 2 H: 2 E: 0 LOB: 1 K: 1 BB: 1 S: 7 P: 11	R: 0 H: 0 E: 1 LOB: 2 K: 0 BB: 1 S: 4 P: 8	R: 1 H: 2 E: 0 LOB: 1 K: 1 BB: 0 S: 7 P: 7	R: 0 H: 0 E: 0 LOB: 0 K: 1 BB: 0 S: 5 P: 5	R: 0 H: 0 E: 0 LOB: 0 K: 1 BB: 0 S: 5 P: 5	R: 0 H: 1 E: 0 LOB: 0 K: 1 BB: 0 S: 5 P: 5	1B: 5 SF: 0 2B: 5 SAC: 1 3B: 0 DP: 1 HR: 1 HBP: 0						

PITCHER	IP	WLS	BF	H	R	ER	SO	BB	IBB	HBP	BLK	WP	HR	S	P	ERA	WHIP
Mickey Lolich, L (1, 1) ERA: 3.32	4.0	L	20	7	4	4	3	2	0	0	0	0	1	24	32	9.00	2.250
Bob Apodaca, R (5, 1) ERA: 1.64	4.0		16	2	1	1	3	0	1	0	0	0	0	21	25	2.25	0.500
Ken Sanders, R (9, 1) ERA: 1.77	1.0		3	1	0	0	1	0	0	0	0	0	0	5	5	0.00	1.000

PITCHER	IP	WLS	BF	H	R	ER	SO	BB	IBB	HBP	BLK	WP	HR	S	P	ERA	WHIP

TOP

San Francisco Giants @ New York Mets

Shea Stadium, Flushing, NY

Sat Jun 19 1976, 3:33 AM EDT

Att. 24,897 - Unknown

livebaseballscorecards.com

AB	35
R	5
H	10
RBI	5
BB	3
SO	7
LOB	14

WP: 0 PA: 40
PB: 0
SB: 0
CS: 1

Batter	1	2	3	4	5	6	7	8	9	AB	R	H	RBI	BB	SO	LOB
Felix Millan, R (1, 4) OBP: 0.307, SLG: 0.316	F8		L9			G3-6-3 1B		G4-6-3 1-2f		4	0	1	0	0	0	2
John Milner, L (1, 7) OBP: 0.370, SLG: 0.509	F8		F5			G3-6-3 1-2f			F7 1B	3	0	0	0	0	0	2
Bruce Boisclair, L (8, 7) OBP: 0.382, SLG: 0.431										1	0	1	0	0	0	0
Dave Kingman, R (1, 9) OBP: 0.277, SLG: 0.532	F9			1-3		F7			F7 1-2	4	0	0	0	0	0	1
Ed Kranepool, L (1, 3) OBP: 0.336, SLG: 0.394		4-3		1B			F7		4-3	4	0	1	0	0	0	0
Wayne Garrett, L (1, 5) OBP: 0.346, SLG: 0.303		G3		K			F8			3	0	0	0	0	1	1
Del Unser, L (1, 8) OBP: 0.278, SLG: 0.347		2B		F8			2B			3	0	2	0	0	0	1
Jerry Grote, R (1, 2) OBP: 0.335, SLG: 0.304		F8			F9		F8			3	0	0	0	0	0	2
Bud Harrelson, S (1, 6) OBP: 0.358, SLG: 0.274			SH1-4 1B		F7			6-3		3	0	1	0	0	0	0
Mickey Lolich, S (1, 1) OBP: 0.269, SLG: 0.208			SH1-4 1-2		5-3			G4-6-3 1B		0	0	0	0	0	0	0
Bob Apodaca, R (5, 1) OBP: 0.375, SLG: 0.429										1	0	0	0	0	0	0
Mike Vail, R (8, PH) OBP: 0.500, SLG: 0.500										1	0	1	0	0	0	0
Leon Brown, R (8, PR) OBP: 0.250, SLG: 0.258										0	0	0	0	0	0	0
Ken Sanders, R (9, 1)										0	0	0	0	0	0	0
Inning Stats	R: 0 E: 0 K: 0 S: 3 H: 0 LOB: 0 BB: 0 P: 3	R: 0 E: 0 K: 0 S: 4 H: 1 LOB: 1 BB: 0 P: 4	R: 0 E: 0 K: 0 S: 4 H: 1 LOB: 1 BB: 0 P: 4	R: 0 E: 0 K: 1 S: 6 H: 1 LOB: 1 BB: 0 P: 6	R: 0 E: 0 K: 0 S: 3 H: 0 LOB: 0 BB: 0 P: 3	R: 0 E: 0 K: 0 S: 3 H: 1 LOB: 0 BB: 0 P: 3	R: 0 E: 0 K: 0 S: 4 H: 1 LOB: 1 BB: 0 P: 4	R: 0 E: 0 K: 0 S: 3 H: 1 LOB: 1 BB: 0 P: 3	R: 0 E: 0 K: 0 S: 3 H: 1 LOB: 0 BB: 0 P: 3	1B: 5 2B: 2 3B: 0 HR: 0 SF: 0 SAC: 1 DP: 2 HBP: 0						

PITCHER	IP	WLS	BF	H	R	ER	SO	BB	IBB	HBP	BLK	WP	HR	S	P	ERA	WHIP
Jim Barr, R (1, 1) ERA: 2.74	9.0	W	31	7	0	0	1	0	0	0	0	0	0	33	33	0.00	0.778

PITCHER	IP	WLS	BF	H	R	ER	SO	BB	IBB	HBP	BLK	WP	HR	S	P	ERA	WHIP

BOTTOM

San Francisco Giants @ New York Mets

Shea Stadium, Flushing, NY

Sat Jun 19 1976, 3:33 AM EDT

Att. 24,897 - Unknown

livebaseballscorecards.com

AB	30
R	0
H	7
RBI	0
BB	0
SO	1
LOB	9

WP: 0 PA: 31
PB: 0
SB: 0
CS: 0

San Francisco Giants @ New York Mets

Shea Stadium, Flushing, NY

Sun Jun 20 1976, 3:33 AM EDT

Att. 28,752 - Unknown

TOP

livebaseballscorecards.com

Batter	1	2	3	4	5	6	7	8	9	AB	R	H	RBI	BB	SO	LOB
Larry Herndon, R (1, 8) OBP: 0.375, SLG: 0.405	BB	F7	WP 2-H 1B		2-H 1B		K		K	5	1	2	2	1	2	4
Marty Perez, R (1, 4) OBP: 0.302, SLG: 0.367	2B 1-2 1B 1B	1B 3B	6-3 1-2		F1		L7			5	2	2	0	0	0	3
Derrel Thomas, S (1, 9) OBP: 0.309, SLG: 0.305	1B 1-3 2-H 2B	K		F5		K		F6		5	1	1	1	0	2	1
Gary Matthews, R (1, 7) OBP: 0.347, SLG: 0.418	5-3	3-H 1B		1B		F9		K		5	0	2	1	0	1	2
Chris Speier, R (1, 6) OBP: 0.322, SLG: 0.311	1-3	K		F8		FC4-6 1B		1B		5	0	2	0	0	1	4
Ken Reitz, R (1, 5) OBP: 0.311, SLG: 0.352	2B 2-H 3-H 1B	6-3		4-3		FC4-6 1-2f		K		5	1	1	2	0	1	4
Darrell Evans, L (1, 3) OBP: 0.323, SLG: 0.223	1-3 1B 2B		F8		FC4-6 BB		1B 2B		BB	3	2	2	0	2	0	0
Marc Hill, R (1, 2) OBP: 0.253, SLG: 0.375	1B IBB		1B 2B		FC6-4 SH1-4 1-2f 1B		6-3		K	4	2	1	0	1	1	3
Ed Halicki, R (1, 1) OBP: 0.333, SLG: 0.250 Randy Moffitt, R (8, 1) OBP: 0.400, SLG: 0.400	1-2 2-H 3-H 1B		F8		SH1-4 1-2		2-H 1B		K	3 1	0 0	2 0	3 0	0 0	0 1	1 1
Inning Stats	R: 5 E: 0 K: 0 S: 8 H: 5 LOB: 2 BB: 2 P: 16	R: 1 E: 0 K: 2 S: 9 H: 2 LOB: 1 BB: 0 P: 9	R: 1 E: 0 K: 0 S: 5 H: 2 LOB: 1 BB: 0 P: 5	R: 0 E: 0 K: 0 S: 4 H: 1 LOB: 1 BB: 0 P: 4	R: 1 E: 0 K: 0 S: 4 H: 1 LOB: 1 BB: 1 P: 8	R: 0 E: 0 K: 1 S: 6 H: 1 LOB: 1 BB: 0 P: 6	R: 1 E: 0 K: 1 S: 7 H: 2 LOB: 1 BB: 0 P: 7	R: 0 E: 0 K: 2 S: 8 H: 1 LOB: 1 BB: 0 P: 8	R: 0 E: 0 K: 3 S: 9 H: 0 LOB: 1 BB: 1 P: 13	1B: 10 2B: 4 3B: 1 HR: 0 SF: 0 SAC: 1 DP: 0 HBP: 0						

AB	41
R	9
H	15
RBI	9
BB	4
SO	9
LOB	23

WP: 1 PA: 46
PB: 0
SB: 0
CS: 0

PITCHER		IP	WLS	BF	H	R	ER	SO	BB	IBB	HBP	BLK	WP	HR	S	P	ERA	WHIP
Jon Matlack, L ERA: 2.8	(1, 1)	3.0	L	20	9	7	7	2	1	1	0	0	1	0	22	30	21.00	3.333
Ken Sanders, R ERA: 2.01	(4, 1)	2.0		9	2	1	1	0	1	0	0	0	0	0	8	12	4.50	1.500
Bob Myrick, L ERA: 1.8	(6, 1)	2.0		9	3	1	1	2	0	0	0	0	0	0	13	13	4.50	1.500
Skip Lockwood, R ERA: 2.09	(8, 1)	2.0		8	1	0	0	5	1	0	0	0	0	0	17	21	0.00	1.000

PITCHER	IP	WLS	BF	H	R	ER	SO	BB	IBB	HBP	BLK	WP	HR	S	P	ERA	WHIP

BOTTOM

San Francisco Giants @ New York Mets

Shea Stadium, Flushing, NY

Sun Jun 20 1976, 3:33 AM EDT

Att. 28,752 - Unknown

livebaseballscorecards.com

Batter	1	2	3	4	5	6	7	8	9	AB	R	H	RBI	BB	SO	LOB
Wayne Garrett, L (1, 5) OBP: 0.345, SLG: 0.298	BBBB 4-0 G5-4-3 1B BB		SSS 0-3 ③ K		x 0-0 ③ F8			x 0-0 ① F7		3	0	0	0	1	1	1
Felix Millan, R (1, 4) OBP: 0.306, SLG: 0.315	x 0-0 1-2 G5-4-3 1B			x 0-0 ① 3-1		x 0-0 ① F9		x 0-0 ② 3-1		4	0	1	0	0	0	0
Dave Kingman, R (1, 9) OBP: 0.273, SLG: 0.524	x 0-0 ① ② G5-4-3 1-2f 2-3			x 0-0 ② 5-3		x 0-0 ② 6-3		x 0-0 ③ 1-3		4	0	0	0	0	0	2
Ed Kranepool, L (1, 7) OBP: 0.335, SLG: 0.396	x 0-0 ③ 5-3			x 0-0 ③ L7		x 0-0 2B			x 0-0 ① 4-3	4	0	1	0	0	0	1
Joe Torre, R (1, 3) OBP: 0.346, SLG: 0.427		SSS 0-3 ① K			BBBB 4-0 1B 2B BB	x 0-0 ③ F9			x 0-0 ② 6-3	3	1	0	0	1	1	1
Del Unser, L (1, 8) OBP: 0.282, SLG: 0.350		x 0-0 G4-6-3 1B			x 0-0 1-2 2B 1B		x 0-0 ① 4-3		SSS 0-3 ③ K	4	1	2	0	0	1	0
Jerry Grote, R (1, 2) OBP: 0.335, SLG: 0.304 Jay Kleven, R (2, PH) (3, 2)		x 0-0 ② ③ G4-6-3 1-2f			SSS 0-3 ① K		x 0-0 ② F7			0 3	0 0	0 0	0 0	0 0	0 1	0 3
Bud Harrelson, S (1, 6) OBP: 0.363, SLG: 0.284			SSS 0-3 ① K		x 0-0 1-H 2-H 2B		BBBB 4-0 BB			2	0	1	2	1	1	0
Jon Matlack, L (1, 1) OBP: 0.231, SLG: 0.171 Bruce Boisclair, L (3, PH) OBP: 0.377, SLG: 0.424 Ken Sanders, R (4, 1) John Milner, L (5, PH) OBP: 0.368, SLG: 0.506 Bob Myrick, R (6, 1) Mike Phillips, L (7, PH) OBP: 0.286, SLG: 0.250 Skip Lockwood, R (8, 1) OBP: 0.429, SLG: 0.333			x 0-0 ② 1-3		x 0-0 ② 1-3		x 0-0 ③ G3			0 1 0 1 0 1 0	0 0 0 0 0 0 0	0 0 0 0 0 0 0	0 0 0 0 0 0 0	0 0 0 0 0 0 0	0 0 0 0 0 0 0	0 0 0 1 0 1 0
Inning Stats	R: 0 E: 0 K: 0 S: 3 H: 1 LOB: 1 BB: 1 P: 7	R: 0 E: 0 K: 1 S: 5 H: 1 LOB: 0 BB: 0 P: 5	R: 0 E: 0 K: 2 S: 7 H: 0 LOB: 0 BB: 0 P: 7	R: 0 E: 0 K: 0 S: 3 H: 0 LOB: 0 BB: 0 P: 3	R: 2 E: 0 K: 1 S: 7 H: 2 LOB: 1 BB: 1 P: 11	R: 0 E: 0 K: 0 S: 4 H: 1 LOB: 1 BB: 0 P: 4	R: 0 E: 0 K: 0 S: 3 H: 0 LOB: 1 BB: 1 P: 7	R: 0 E: 0 K: 0 S: 3 H: 0 LOB: 0 BB: 0 P: 3	R: 0 E: 0 K: 1 S: 5 H: 0 LOB: 0 BB: 0 P: 5	1B: 3 2B: 2 3B: 0 HR: 0	SF: 0 SAC: 0 DP: 2 HBP: 0						

	AB	30
	R	2
	H	5
	RBI	2
	BB	3
	SO	5
	LOB	10

WP: 0 PB: 0 SB: 0 CS: 0 PA: 33

PITCHER		IP	WLS	BF	H	R	ER	SO	BB	IBB	HBP	BLK	WP	HR	S	P	ERA	WHIP
Ed Halicki, R ERA: 5.23	(1, 1)	7.0	W	27	5	2	2	4	3	0	0	0	0	0	32	44	2.57	1.143
Randy Moffitt, R ERA: 2.64	(8, 1)	2.0		6	0	0	0	1	0	0	0	0	0	0	8	8	0.00	0.000

PITCHER	IP	WLS	BF	H	R	ER	SO	BB	IBB	HBP	BLK	WP	HR	S	P	ERA	WHIP

Batter	1	2	3	4	5	6	7	8	9	AB	R	H	RBI	BB	SO	LOB
Bud Harrelson, S (1, 6) OBP: 0.357, SLG: 0.278	4-3		K		4-3			K		3	0	0	0	0	1	0
Mike Phillips, L (6, 6) OBP: 0.302, SLG: 0.247										1	0	0	0	0	1	1
Felix Millan, R (1, 4) OBP: 0.309, SLG: 0.318	1B		5-3			G3-6-1		F9		4	0	2	0	0	0	1
John Milner, L (1, 7) OBP: 0.360, SLG: 0.494	F8			F9		G3-6-1 1-2f		F7		4	0	0	0	0	0	3
Dave Kingman, R (1, 9) OBP: 0.276, SLG: 0.524	1-2 1B			2B SF8 1B		5-3			F8	4	1	2	0	0	0	0
Ed Kranepool, L (1, 3) OBP: 0.339, SLG: 0.402	F7			SF8 1-3 2B			BBB 1B BB		E 2B	2	0	1	0	1	0	2
Joe Torre, R (9, PH) OBP: 0.351, SLG: 0.438										1	1	1	0	0	0	0
Del Unser, L (1, 8) OBP: 0.283, SLG: 0.351		4-3		SF8 2-3 3-H			G4-6-3 1-3 1B		K	2	0	1	1	0	0	0
Leon Brown, R (9, PH) OBP: 0.242, SLG: 0.250										1	0	0	0	0	1	1
Wayne Garrett, L (1, 5) OBP: 0.340, SLG: 0.294		F7		4-3			P6		E5 2-H	3	0	0	0	0	0	3
Roy Staiger, R (9, PH) OBP: 0.226, SLG: 0.222										1	0	0	0	0	0	0
Jerry Grote, R (1, 2) OBP: 0.328, SLG: 0.297		F7			F8		G4-6-3 1-2f		L4	4	0	0	0	0	0	3
Jerry Koosman, R (1, 1) OBP: 0.304, SLG: 0.348			F8		F9			1B		1	0	0	0	0	0	0
Bruce Boisclair, L (5, PH) OBP: 0.371, SLG: 0.418										1	0	0	0	0	0	0
Bob Apodaca, R (5, 1) OBP: 0.375, SLG: 0.429										0	0	0	0	0	0	0
Mike Vail, R (8, PH) OBP: 0.667, SLG: 0.667										1	0	1	0	0	0	0
Mickey Lolich, S (8, 1) OBP: 0.269, SLG: 0.208										0	0	0	0	0	0	0

TOP

New York Mets @ St. Louis Cardinals

Busch Stadium, St. Louis, MO

Mon Jun 21 1976, 7:05 PM CDT

Att. 14,100 - Unknown

livebaseballscorecards.com

	AB	33
	R	2
	H	8
	RBI	1
	BB	1
	SO	3
	LOB	14

Inning Stats																																		
	R: 0	E: 0	K: 0	S: 5	H: 2	LOB: 2	BB: 0	P: 5	R: 0	E: 0	K: 0	S: 3	H: 0	LOB: 0	BB: 0	P: 3	R: 0	E: 0	K: 1	S: 5	H: 0	LOB: 0	BB: 0	P: 5	R: 1	E: 0	K: 0	S: 5	H: 2	LOB: 1	BB: 0	P: 5
	R: 0	E: 0	K: 0	S: 3	H: 1	LOB: 0	BB: 0	P: 3	R: 0	E: 0	K: 0	S: 3	H: 1	LOB: 1	BB: 1	P: 7	R: 0	E: 0	K: 1	S: 6	H: 1	LOB: 1	BB: 0	P: 6	R: 1	E: 1	K: 1	S: 7	H: 1	LOB: 1	BB: 0	P: 7

1B: 6	SF: 1
2B: 2	SAC: 0
3B: 0	DP: 2
HR: 0	HBP: 0

WP: 0	PA: 35
PB: 0	
SB: 0	
CS: 0	

PITCHER		IP	WLS	BF	H	R	ER	SO	BB	IBB	HBP	BLK	WP	HR	S	P	ERA	WHIP
Lynn McGlothen, R ERA: 3.62	(1, 1)	6.0	W	24	6	1	1	1	1	0	0	0	0	0	25	29	1.50	1.167
Al Hrabosky, L ERA: 3.22	(7, 1)	3.0	S	11	2	1	0	2	0	0	0	0	0	0	15	15	0.00	0.667

PITCHER	IP	WLS	BF	H	R	ER	SO	BB	IBB	HBP	BLK	WP	HR	S	P	ERA	WHIP

New York Mets @ St. Louis Cardinals

Busch Stadium, St. Louis, MO

Mon Jun 21 1976, 7:05 PM CDT

Att. 14,100 - Unknown

BOTTOM

Batter	1	2	3	4	5	6	7	8	9	AB	R	H	RBI	BB	SO	LOB
Bake McBride, L (1, 8) OBP: 0.411, SLG: 0.443	F8	BB 1-2		2B	K			P6		4	2	1	0	1	1	1
Don Kessinger, S (1, 6) OBP: 0.324, SLG: 0.330	BB	1B 1-2 2-3 3-H		5-3		4-3		F8		5	0	2	1	0	0	1
Lou Brock, L (1, 7) OBP: 0.316, SLG: 0.361	F7	FC6-4 1-2 2-H 3-H		BB 1-2 2-H		4-3		K		4	1	1	2	1	1	1
Ted Simmons, S (1, 3) OBP: 0.335, SLG: 0.340 Keith Hernandez, L (8, 3) OBP: 0.286, SLG: 0.258	BB 1-2	FC6-4 1-2f		1B 1-2 2-H		4-3				3 0	0 0	1 0	1 0	1 0	0 0	2 0
Joe Ferguson, R (1, 2) OBP: 0.317, SLG: 0.358	FC6-4 1-2f		2B	1B 1-3 2-H			6-3 BB			3	1	2	1	1	0	2
Mike Anderson, R (1, 9) OBP: 0.381, SLG: 0.366		FC6-4 1B	L6		FC1-6 SH2-3 1B		6-3 1-2			4	1	2	0	0	0	2
Hector Cruz, R (1, 5) OBP: 0.231, SLG: 0.350		K	F3		FC1-6 1-2		1B 2-H			4	0	2	1	0	1	2
Mike Tyson, R (1, 4) OBP: 0.326, SLG: 0.462		FC6-4 1B 1-2f	1-3		FC1-6 SH2-3 1-2f 2-3		F9			4	1	0	0	0	0	5
Lynn McGlothen, L (1, 1) OBP: 0.188, SLG: 0.161 Al Hrabosky, R (7, 1)		1B BB 1-3 1B		K	SH2-3 1-2 3-H		K			2 1	1 0	1 0	1 0	0 0	1 1	0 1
Inning Stats	R: 0 E: 0 K: 0 S: 4 H: 1 LOB: 2 BB: 1 P: 8	R: 3 E: 0 K: 1 S: 9 H: 4 LOB: 2 BB: 1 P: 13	R: 0 E: 0 K: 0 S: 4 H: 1 LOB: 1 BB: 0 P: 4	R: 2 E: 0 K: 1 S: 7 H: 3 LOB: 2 BB: 1 P: 11	R: 1 E: 0 K: 1 S: 7 H: 2 LOB: 1 BB: 0 P: 7	R: 0 E: 0 K: 0 S: 3 H: 0 LOB: 0 BB: 0 P: 3	R: 1 E: 0 K: 1 S: 6 H: 1 LOB: 1 BB: 1 P: 10	R: 0 E: 0 K: 1 S: 5 H: 0 LOB: 0 BB: 0 P: 5									

livebaseballscorecards.com

AB	34
R	7
H	12
RBI	7
BB	4
SO	5
LOB	17

1B: 10 SF: 0
2B: 2 SAC: 1
3B: 0 DP: 0
HR: 0 HBP: 0

WP: 0 PA: 39
PB: 0
SB: 0
CS: 0

PITCHER		IP	WLS	BF	H	R	ER	SO	BB	IBB	HBP	BLK	WP	HR	S	P	ERA	WHIP
Jerry Koosman, L ERA: 4.36	(1, 1)	4.0	L	23	9	5	5	2	3	0	0	0	0	0	24	36	11.25	3.000
Bob Apodaca, R ERA: 1.91	(5, 1)	3.0		13	3	2	2	2	1	0	0	0	0	0	16	20	6.00	1.333
Mickey Lolich, L ERA: 3.28	(8, 1)	1.0		3	0	0	0	1	0	0	0	0	0	0	5	5	0.00	0.000

PITCHER	IP	WLS	BF	H	R	ER	SO	BB	IBB	HBP	BLK	WP	HR	S	P	ERA	WHIP

Batter	1	2	3	4	5	6	7	8	9	AB	R	H	RBI	BB	SO	LOB
Mike Phillips, L (1, 6) OBP: 0.290, SLG: 0.236	F8		G3			P6			G3	4	0	0	0	0	0	0
Felix Millan, R (1, 4) OBP: 0.312, SLG: 0.319	L6			FC6, HBP		4-3			FC3-6, 1B	3	0	1	0	0	0	0
John Milner, L (1, 7) OBP: 0.358, SLG: 0.489	G3			K			FC4-6, 1B		FC3-6, 1-2f	4	0	1	0	0	1	2
Dave Kingman, R (1, 9) OBP: 0.276, SLG: 0.520		1B		K			F8		F7	4	0	1	0	0	1	3
Ed Kranepool, L (1, 3) OBP: 0.335, SLG: 0.396		F8		FC6, 1-2f			FC4-6, 1-2f			3	0	0	0	0	0	3
Del Unser, L (1, 8) OBP: 0.279, SLG: 0.346		F8			5-3		K2-3			3	0	0	0	0	1	2
Jerry Grote, R (1, 2) OBP: 0.323, SLG: 0.292		F8			4-3			6-3		3	0	0	0	0	0	1
Roy Staiger, R (1, 5) OBP: 0.221, SLG: 0.217			6-3		6-3			F7		2	0	0	0	0	0	0
Wayne Garrett, L (8, PH) OBP: 0.339, SLG: 0.292 (8, 5)										1	0	0	0	0	0	0
Craig Swan, R (1, 1) OBP: 0.192, SLG: 0.125										2	0	0	0	0	0	0
Joe Torre, R (8, PH) OBP: 0.348, SLG: 0.434			6-3			4-3		K		1	0	0	0	0	1	0
Bob Myrick, R (8, 1)										0	0	0	0	0	0	0
Ken Sanders, R (8, 1)										0	0	0	0	0	0	0

TOP

New York Mets @ St. Louis Cardinals

Busch Stadium, St. Louis, MO

Tue Jun 22 1976, 7:05 PM CDT

Att. 12,936 - Unknown

livebaseballscorecards.com

AB	30
R	0
H	3
RBI	0
BB	0
SO	4
LOB	11

Inning Stats	1	2	3	4	5	6	7	8	9
R	0	0	0	0	0	0	0	0	0
E	0	0	0	0	0	0	0	0	0
K	0	0	0	2	0	0	1	1	0
S	3	4	3	7	3	3	6	5	4
H	0	1	0	0	0	0	1	0	1
LOB	0	1	0	0	0	0	1	1	1
BB	0	0	0	0	0	0	0	0	0
P	3	4	3	8	3	3	6	5	4

1B	3	SF	0	WP	0	PA	31
2B	0	SAC	0	PB	0		
3B	0	DP	0	SB	0		
HR	0	HBP	1	CS	0		

PITCHER	IP	WLS	BF	H	R	ER	SO	BB	IBB	HBP	BLK	WP	HR	S	P	ERA	WHIP
John Denny, R (1, 1) ERA: 3.54	9.0	W	31	3	0	0	4	0	0	1	0	0	0	38	39	0.00	0.333

PITCHER	IP	WLS	BF	H	R	ER	SO	BB	IBB	HBP	BLK	WP	HR	S	P	ERA	WHIP

New York Mets @ St. Louis Cardinals

Busch Stadium, St. Louis, MO

Tue Jun 22 1976, 7:05 PM CDT

Att. 12,936 - Unknown

livebaseballscorecards.com

BOTTOM

Batter	1	2	3	4	5	6	7	8	9	AB	R	H	RBI	BB	SO	LOB
Bake McBride, L (1, 8) OBP: 0.413, SLG: 0.444	0-0 S 2B 1B	0-0 ② 6-3		0-0 ③ P4			0-0 F8 S 1B			4	1	2	0	0	0	1
Don Kessinger, S (1, 6) OBP: 0.319, SLG: 0.325	0-0 ① F7 1-2	0-0 ③ 4-3			0-0 ① G3		0-0 ② F8 1-3			4	0	0	0	0	0	2
Lou Brock, L (1, 7) OBP: 0.319, SLG: 0.368	0-0 1B 2-H 2B		0-0 ① F8		0-0 S 1B		0-0 ③ F7			4	1	2	1	0	0	1
Ted Simmons, S (1, 2) OBP: 0.341, SLG: 0.349	0-0 1B 2-H 1B		0-0 2B		0-0 ② F7 1-2			BBBB 4-0 SH1-4 1B BB		3	1	2	1	1	0	1
Willie Crawford, L (1, 9) OBP: 0.369, SLG: 0.445	0-0 BB 1-3 1B		IIII 4-0 G4-6-3 IBB		0-0 ③ 1-3			0-0 ① SH1-4 1-2		2	0	1	0	1	0	1
Keith Hernandez, L (1, 3) OBP: 0.294, SLG: 0.253	BBBB 4-0 1-2 BB		0-0 ②③ G4-6-3 1-2f			0-0 ① G3		BBBB 4-0 1B FC5 BB		2	0	0	0	2	0	2
Hector Cruz, R (1, 5) OBP: 0.231, SLG: 0.348	SSS 0-3 ② K			0-0 ① F9		0-0 ② F2		0-0 1-3 2-H 1B		4	0	1	1	0	1	3
Mike Tyson, R (1, 4) OBP: 0.324, SLG: 0.455	SSS 0-3 ③ K			0-0 FC3-2-6 1B		SSS 0-3 ③ K		0-0 ② FC5 3-H		4	0	1	0	0	2	5
John Denny, R (1, 1) OBP: 0.200, SLG: 0.250		SSS 0-3 ① K		0-0 ② FC3-2-6 1-2f			SSS 0-3 ① K	SSS 0-3 ③ K		4	0	0	0	0	3	3
Inning Stats	R: 2 E: 0 K: 2 S: 11 H: 4 LOB: 3 BB: 1 P: 15	R: 0 E: 0 K: 1 S: 5 H: 0 LOB: 0 BB: 0 P: 5	R: 0 E: 0 K: 0 S: 3 H: 1 LOB: 1 BB: 1 P: 7	R: 0 E: 0 K: 0 S: 4 H: 1 LOB: 1 BB: 0 P: 4	R: 0 E: 0 K: 0 S: 4 H: 1 LOB: 1 BB: 0 P: 4	R: 0 E: 0 K: 1 S: 5 H: 0 LOB: 0 BB: 0 P: 5	R: 0 E: 0 K: 1 S: 6 H: 1 LOB: 1 BB: 0 P: 6	R: 1 E: 0 K: 1 S: 6 H: 1 LOB: 2 BB: 2 P: 14		1B: 7 2B: 2 3B: 0 HR: 0	SF: 0 SAC: 1 DP: 1 HBP: 0					

	AB	31
	R	3
	H	9
	RBI	3
	BB	4
	SO	6
	LOB	19

WP: 0 PB: 0 SB: 3 CS: 0 PA: 36

PITCHER		IP	WLS	BF	H	R	ER	SO	BB	IBB	HBP	BLK	WP	HR	S	P	ERA	WHIP
Craig Swan, R (1, 1) ERA: 3.52		7.0	L	30	8	2	2	5	1	1	0	0	0	0	38	46	2.57	1.286
Bob Myrick, L (8, 1) ERA: 3.38		0.1		3	0	1	1	0	2	0	0	0	0	0	1	9	27.00	6.000
Ken Sanders, R ERA: 1.96	(8, 1)	0.2		3	1	0	0	1	0	0	0	0	0	0	5	5	0.00	1.500

PITCHER	IP	WLS	BF	H	R	ER	SO	BB	IBB	HBP	BLK	WP	HR	S	P	ERA	WHIP

Batter	1	2	3	4	5	6	7	8	9	AB	R	H	RBI	BB	SO	LOB
Mike Phillips, L (1, 6) OBP: 0.282, SLG: 0.228	F7		K		K		SH5-3			3	0	0	0	0	2	1
Felix Millan, R (1, 4) OBP: 0.311, SLG: 0.317	6-3		E7		1-3		F8			4	1	1	0	0	0	2
Joe Torre, R (1, 3) OBP: 0.346, SLG: 0.430	K		1-2 2-H 2B 1B		1-3			F8		4	1	1	1	0	1	1
Dave Kingman, R (1, 7) OBP: 0.276, SLG: 0.520		K	1-H 2-H 2B		F8			P4		4	0	1	2	0	1	1
Mike Vail, R (1, 9) OBP: 0.333, SLG: 0.333 Leon Brown, R (6, 9) OBP: 0.235, SLG: 0.242		F3	5-3			K		K		3 1	0 0	0 0	0 0	0 0	1 1	1 0
Jerry Grote, R (1, 2) OBP: 0.327, SLG: 0.309		FC4-6 BB	K			F3			HR	3	1	1	1	1	1	1
Roy Staiger, R (1, 5) OBP: 0.211, SLG: 0.207		FC4-6 1-2f		L5		F8			L6	4	0	0	0	0	0	1
Del Unser, L (1, 8) OBP: 0.279, SLG: 0.358			HR	K			2-3		1-3	4	1	1	1	0	1	0
Tom Seaver, R (1, 1) OBP: 0.178, SLG: 0.098			E 1B	6-3			SH5-3 1B		5-3	4	1	2	0	0	0	0
Inning Stats	R: 0 E: 0 K: 1 S: 5 H: 0 LOB: 0 BB: 0 P: 5	R: 0 E: 0 K: 1 S: 5 H: 0 LOB: 1 BB: 1 P: 9	R: 4 E: 1 K: 2 S: 12 H: 4 LOB: 1 BB: 0 P: 12	R: 0 E: 0 K: 1 S: 5 H: 0 LOB: 0 BB: 0 P: 5	R: 0 E: 0 K: 1 S: 6 H: 1 LOB: 1 BB: 0 P: 6	R: 0 E: 0 K: 1 S: 5 H: 0 LOB: 0 BB: 0 P: 5	R: 0 E: 0 K: 0 S: 4 H: 1 LOB: 1 BB: 0 P: 4	R: 0 E: 0 K: 1 S: 5 H: 0 LOB: 0 BB: 0 P: 5	R: 1 E: 0 K: 0 S: 4 H: 1 LOB: 0 BB: 0 P: 4	1B: 4 2B: 1 3B: 0 HR: 2 SF: 0 SAC: 1 DP: 0 HBP: 0						

PITCHER	IP	WLS	BF	H	R	ER	SO	BB	IBB	HBP	BLK	WP	HR	S	P	ERA	WHIP
Pete Falcone, L (1, 1) ERA: 4.08	9.0	L	36	7	5	4	8	1	0	0	0	0	2	51	55	4.00	0.889

PITCHER	IP	WLS	BF	H	R	ER	SO	BB	IBB	HBP	BLK	WP	HR	S	P	ERA	WHIP

TOP

New York Mets @ St. Louis Cardinals

Busch Stadium, St. Louis, MO

Wed Jun 23 1976, 7:05 PM CDT

Att. 13,922 - Unknown

livebaseballscorecards.com

AB	34
R	5
H	7
RBI	5
BB	1
SO	8
LOB	8

WP: 0 PA: 36
PB: 0
SB: 0
CS: 0

BOTTOM

New York Mets @ St. Louis Cardinals

Busch Stadium, St. Louis, MO

Wed Jun 23 1976, 7:05 PM CDT

Att. 13,922 - Unknown

livebaseballscorecards.com

Batter	1	2	3	4	5	6	7	8	9	AB	R	H	RBI	BB	SO	LOB
Bake McBride, L (1, 8) OBP: 0.408, SLG: 0.438	K	2-3 1B		4-3			P6		K	5	0	1	0	0	2	1
Don Kessinger, S (1, 6) OBP: 0.318, SLG: 0.328	E4 1B 2B	2-3 1-2			6-3		K			4	1	1	0	0	1	1
Lou Brock, L (1, 7) OBP: 0.318, SLG: 0.366	S 1B 1B 3-H	K			K		L6			4	1	1	1	0	2	1
Ted Simmons, S (1, 3) OBP: 0.343, SLG: 0.352	1B 1B IBB 1-2		2B		5-3			F7		3	1	1	0	1	0	0
Willie Crawford, L (1, 9) OBP: 0.366, SLG: 0.441	1B 1B 1-2 2-H		K			K		F7		4	0	1	1	0	2	1
Joe Ferguson, R (1, 2) OBP: 0.316, SLG: 0.371	P4		K		HR			K		4	1	1	1	0	2	3
Hector Cruz, R (1, 5) OBP: 0.233, SLG: 0.348 Ron Fairly, L (9, PH) OBP: 0.402, SLG: 0.325	1B 1-3 2-H		K		5-3				F3	3 1	0 0	1 0	1 0	0 0	1 0	1 0
Mike Tyson, R (1, 4) OBP: 0.322, SLG: 0.449	P4			F7	1B				E3	4	0	1	0	0	0	2
Pete Falcone, L (1, 1) OBP: 0.083, SLG: 0.043 Vic Harris, S (9, PH) OBP: 0.314, SLG: 0.356		1-3		6-3		F7			K	3 1	0 0	0 0	0 0	0 1	0 1	1 1
Inning Stats	R: 3 E: 1 K: 1 S: 9 H: 4 LOB: 2 BB: 1 P: 13	R: 0 E: 0 K: 1 S: 6 H: 1 LOB: 1 BB: 0 P: 6	R: 0 E: 0 K: 3 S: 10 H: 1 LOB: 1 BB: 0 P: 10	R: 0 E: 0 K: 0 S: 3 H: 0 LOB: 0 BB: 0 P: 3	R: 0 E: 0 K: 1 S: 5 H: 0 LOB: 0 BB: 0 P: 5	R: 1 E: 0 K: 1 S: 7 H: 2 LOB: 1 BB: 0 P: 7	R: 0 E: 0 K: 1 S: 5 H: 0 LOB: 0 BB: 0 P: 5	R: 0 E: 0 K: 1 S: 5 H: 0 LOB: 0 BB: 0 P: 5	R: 0 E: 1 K: 2 S: 8 H: 0 LOB: 1 BB: 0 P: 8	1B: 5 2B: 2 3B: 0 HR: 1 SF: 0 SAC: 0 DP: 0 HBP: 0						

PITCHER	IP	WLS	BF	H	R	ER	SO	BB	IBB	HBP	BLK	WP	HR	S	P	ERA	WHIP
Tom Seaver, R (1, 1) ERA: 2.91	9.0	W	37	8	4	4	11	0	1	0	0	0	1	58	62	4.00	0.889

PITCHER	IP	WLS	BF	H	R	ER	SO	BB	IBB	HBP	BLK	WP	HR	S	P	ERA	WHIP

AB	36
R	4
H	8
RBI	4
BB	1
SO	11
LOB	12

WP: 0 PB: 0 SB: 1 CS: 0 PA: 37

Batter	1	2	3	4	5	6	7	8	9	AB	R	H	RBI	BB	SO	LOB
Mike Phillips, L (1, 6) OBP: 0.306, SLG: 0.320	SSS 0-3 ① K		x 0-0 FC6-5 2B		x 0-0 E 3B		x 0-0 1-H HR	x 0-0 1-2 1B		5	2	4	2	0	1	0
Felix Millan, R (1, 4) OBP: 0.313, SLG: 0.328	x 0-0 3B		x 0-0 ② FC6-5 1B HR 2-3		x 0-0 ① 5-3		x 0-0 4-3 1B 1B	x 0-0 ③ 3-1		5	2	2	0	0	0	4
John Milner, L (1, 7) OBP: 0.358, SLG: 0.486	x 0-0 ② F5		x 0-0 1-2 HR 1B		x 0-0 E4 G5-4-3 3-H		x 0-0 ② 4-3 1-2		x 0-0 ① 4-3	3	1	1	0	0	0	1
Bruce Boisclair, L (5, PR) (5, 7) OBP: 0.361, SLG: 0.406										2	0	0	0	0	0	1
Dave Kingman, R (1, 9) OBP: 0.278, SLG: 0.528	x 0-0 ③ 5-3		x 0-0 1-H 2-H HR		x 0-0 ②③ G5-4-3 1-2f		x 0-0 2B 2-H 1B		x 0-0 ② F7	5	1	2	4	0	0	2
Ed Kranepool, L (1, 3) OBP: 0.340, SLG: 0.406		SSS 0-3 ① K	x 0-0 1B			x 0-0 ① F7	x 0-0 1-3 2B		x 0-0 1B	5	0	3	0	0	1	0
Del Unser, L (1, 8) OBP: 0.273, SLG: 0.350		x 0-0 ② F7	x 0-0 ③ F7			x 0-0 ② F8	x 0-0 ③ L8		x 0-0 ③ 4-3	5	0	0	0	0	0	4
Wayne Garrett, L (1, 5) OBP: 0.342, SLG: 0.293		BBB 4-0 BB		x 0-0 ① F5		x 0-0 ③ 6-3		x 0-0 FC1-6 1B		3	0	1	0	1	0	0
Jerry Grote, R (1, 2) OBP: 0.321, SLG: 0.303		x 0-0 ③ 6-3		x 0-0 ② 6-3			x 0-0 ① L7	x 0-0 ① F6		4	0	0	0	0	0	2
Jon Matlack, L (1, 1) OBP: 0.233, SLG: 0.179			SSS 0-3 ① K	SSS 0-3 ③ K			x 0-0 HR 1B	x 0-0 1-2f ② FC1-6 1B		4	1	1	0	0	2	1
Inning Stats	R: 0 E: 0 K: 1 S: 6 H: 1 LOB: 1 BB: 0 P: 6	R: 0 E: 0 K: 1 S: 5 H: 0 LOB: 1 BB: 1 P: 9	R: 3 E: 0 K: 1 S: 9 H: 4 LOB: 1 BB: 0 P: 9	R: 0 E: 0 K: 1 S: 5 H: 0 LOB: 0 BB: 0 P: 5	R: 1 E: 1 K: 0 S: 4 H: 1 LOB: 1 BB: 0 P: 4	R: 0 E: 0 K: 0 S: 3 H: 0 LOB: 0 BB: 0 P: 3	R: 3 E: 0 K: 0 S: 8 H: 5 LOB: 2 BB: 0 P: 8	R: 0 E: 0 K: 0 S: 5 H: 2 LOB: 2 BB: 0 P: 5	R: 0 E: 0 K: 0 S: 4 H: 1 LOB: 1 BB: 0 P: 4	1B: 8 2B: 2 3B: 2 HR: 2	SF: 0 SAC: 0 DP: 1 HBP: 0						

PITCHER	IP	WLS	BF	H	R	ER	SO	BB	IBB	HBP	BLK	WP	HR	S	P	ERA	WHIP
Ray Burris, R (1, 1) ERA: 4.78	6.1	L	29	9	7	6	4	1	0	0	0	0	2	36	40	8.53	1.579
Bruce Sutter, R (7, 1) ERA: 1.21	0.1		3	2	0	0	0	0	0	0	0	0	0	3	3	0.00	6.000
Paul Reuschel, R (7, 1) ERA: 4.95	0.1		1	0	0	0	0	0	0	0	0	0	0	1	1	0.00	0.000
Mike Garman, R (8, 1) ERA: 6.21	2.0		9	3	0	0	0	0	0	0	0	0	0	9	9	0.00	1.500

PITCHER	IP	WLS	BF	H	R	ER	SO	BB	IBB	HBP	BLK	WP	HR	S	P	ERA	WHIP

New York Mets @ Chicago Cubs

Wrigley Field, Chicago, IL

Fri Jun 25 1976, 3:33 AM CDT

Att. 11,280 - Sunny - 76 F

TOP

livebaseballscorecards.com

AB	41
R	7
H	14
RBI	6
BB	1
SO	4
LOB	15

Batter	1	2	3	4	5	6	7	8	9	AB	R	H	RBI	BB	SO	LOB
Rick Monday, L (1, 8) OBP: 0.378, SLG: 0.526	HR		K	1-3			FC1-6 1-2f 2B			4	2	1	1	0	1	4
Jose Cardenal, R (1, 7) OBP: 0.352, SLG: 0.438	F8		1B 1-2 1B		F8		1-H 2B			4	0	2	1	0	0	0
Bill Madlock, R (1, 5) OBP: 0.386, SLG: 0.469	G5-4-3 1B		1-2 2-H 1B		G3		6-3			2	0	2	1	0	0	0
Mick Kelleher, R (5, PH) OBP: 0.265, SLG: 0.288 (6, 5)										2	0	0	0	0	0	1
Jerry Morales, R (1, 9) OBP: 0.314, SLG: 0.403	G5-4-3 1-2f		F7		F8			1-3		4	0	0	0	0	0	3
George Mitterwald, R (1, 3) OBP: 0.274, SLG: 0.316		K		1B E 1B		L5		K		4	1	1	0	0	2	0
Manny Trillo, R (1, 4) OBP: 0.320, SLG: 0.329		5-3		E 5-3 1-3 1B		5-3		1-3		4	0	1	0	0	0	0
Steve Swisher, R (1, 2) OBP: 0.308, SLG: 0.354		F7		5-3 1-2		F4			5-3	4	0	0	0	0	0	2
Dave Rosello, R (1, 6) OBP: 0.369, SLG: 0.297			1B 1B 1B	5-3			FC1-6 1B		1-3	4	1	2	0	0	0	2
Ray Burris, R (1, 1) OBP: 0.156, SLG: 0.129			K	E3 2-3 3-H			K		K	2	0	0	0	0	1	2
Bruce Sutter, R (7, 1)										0	0	0	0	0	0	0
Paul Reuschel, R (7, 1)										0	0	0	0	0	0	0
Joe Wallis, S (7, PH) OBP: 0.322, SLG: 0.354										1	0	0	0	0	1	1
Mike Garman, R (8, 1)										0	0	0	0	0	0	0
Mike Adams, R (9, PH) OBP: 0.364, SLG: 0.240										1	0	0	0	0	1	0
Inning Stats	R: 1 E: 0 K: 0 S: 4 H: 2 LOB: 0 BB: 0 P: 4	R: 0 E: 0 K: 1 S: 5 H: 0 LOB: 0 BB: 0 P: 5	R: 1 E: 0 K: 2 S: 10 H: 3 LOB: 2 BB: 0 P: 10	R: 1 E: 1 K: 0 S: 6 H: 2 LOB: 2 BB: 0 P: 6	R: 0 E: 0 K: 0 S: 3 H: 0 LOB: 0 BB: 0 P: 3	R: 0 E: 0 K: 0 S: 3 H: 0 LOB: 0 BB: 0 P: 3	R: 1 E: 0 K: 1 S: 7 H: 2 LOB: 1 BB: 0 P: 7	R: 0 E: 0 K: 1 S: 5 H: 0 LOB: 0 BB: 0 P: 5	R: 0 E: 0 K: 1 S: 5 H: 0 LOB: 0 BB: 0 P: 5	1B: 7 2B: 1 3B: 0 HR: 1 SF: 0 SAC: 0 DP: 1 HBP: 0						

PITCHER	IP	WLS	BF	H	R	ER	SO	BB	IBB	HBP	BLK	WP	HR	S	P	ERA	WHIP
Jon Matlack, L (1, 1) ERA: 2.81	9.0	W	36	9	4	3	6	0	0	0	0	0	1	48	48	3.00	1.000

PITCHER	IP	WLS	BF	H	R	ER	SO	BB	IBB	HBP	BLK	WP	HR	S	P	ERA	WHIP

BOTTOM

New York Mets @ Chicago Cubs

Wrigley Field, Chicago, IL

Fri Jun 25 1976, 3:33 AM CDT

Att. 11,280 - Sunny - 76 F

livebaseballscorecards.com

AB	36
R	4
H	9
RBI	3
BB	0
SO	6
LOB	15

WP: 0 PA: 36
PB: 0
SB: 0
CS: 0

Batter	1	2	3	4	5	6	7	8	9	AB	R	H	RBI	BB	SO	LOB
Mike Phillips, L (1, 6) OBP: 0.319, SLG: 0.350	L7		HR, BB		4-3, BB	6-3		HR		3	3	1	1	2	0	0
Felix Millan, R (1, 4) OBP: 0.318, SLG: 0.338	5-3		HR, 1B		4-3, 1B	K		2B		5	2	3	1	0	1	0
John Milner, L (1, 7) OBP: 0.354, SLG: 0.495	F8		HR		4-3		F4	G3		5	1	1	4	0	0	3
Dave Kingman, R (1, 9) OBP: 0.280, SLG: 0.535		K	HR		1-3, IBB		F8		L7	4	1	1	1	1	1	0
Ed Kranepool, L (1, 3) OBP: 0.342, SLG: 0.405		K	K		1-3, 1B		3B		F5	5	1	2	2	0	2	0
Del Unser, L (1, 8) OBP: 0.276, SLG: 0.360		4-3	F8		1-3		1-H, 3B		1B	5	0	2	1	0	0	2
Wayne Garrett, L (1, 5) OBP: 0.343, SLG: 0.292			4-3	K	IBB		4-3		1-3, 1B	4	0	1	0	1	1	1
Jerry Grote, R (1, 2) OBP: 0.322, SLG: 0.305			BB, 1B, BB	L9	6-3			G4-3, 1B	L7	5	1	2	0	0	0	5
Jerry Koosman, R (1, 1) OBP: 0.308, SLG: 0.320 Bob Apodaca, R (7, 1) OBP: 0.333, SLG: 0.375			1B, BB, HR, BB	K	K			G4-3, 1-2f		2 1	1 0	0 0	0 0	1 0	2 0	0 1
Inning Stats	R: 0 E: 0 K: 0 S: 3 H: 0 LOB: 0 BB: 0 P: 3	R: 0 E: 0 K: 2 S: 7 H: 0 LOB: 0 BB: 0 P: 7	R: 6 E: 0 K: 1 S: 9 H: 4 LOB: 0 BB: 2 P: 17	R: 0 E: 0 K: 2 S: 7 H: 0 LOB: 0 BB: 0 P: 7	R: 2 E: 0 K: 0 S: 5 H: 2 LOB: 3 BB: 3 P: 17	R: 0 E: 0 K: 2 S: 7 H: 0 LOB: 0 BB: 0 P: 7	R: 1 E: 0 K: 0 S: 5 H: 2 LOB: 1 BB: 0 P: 5	R: 1 E: 0 K: 0 S: 5 H: 3 LOB: 1 BB: 0 P: 5	R: 0 E: 0 K: 0 S: 5 H: 2 LOB: 2 BB: 0 P: 5	1B: 8 2B: 1 3B: 1 HR: 3 SF: 0 SAC: 0 DP: 1 HBP: 0						

TOP

New York Mets @ Chicago Cubs

Wrigley Field, Chicago, IL

Sat Jun 26 1976, 3:33 AM CDT

Att. 19,766 - Sunny - 80 F

livebaseballscorecards.com

AB	39
R	10
H	13
RBI	10
BB	5
SO	7
LOB	12

PITCHER		IP	WLS	BF	H	R	ER	SO	BB	IBB	HBP	BLK	WP	HR	S	P	ERA	WHIP
Bill Bonham, R ERA: 3.93	(1, 1)	2.1	L	13	4	6	6	2	2	0	0	0	0	2	15	23	23.14	2.571
Paul Reuschel, R ERA: 5.09	(3, 1)	2.0		9	1	2	2	3	1	1	0	0	0	0	13	21	9.00	1.000
Bruce Sutter, R ERA: 1.13	(5, 1)	1.2		7	1	0	0	2	0	1	0	0	0	0	10	14	0.00	0.600
Mike Garman, R ERA: 6.28	(7, 1)	1.0		5	2	1	1	0	0	0	0	0	0	0	5	5	9.00	2.000
Oscar Zamora, R ERA: 4.05	(8, 1)	2.0		10	5	1	1	0	0	0	0	0	0	1	10	10	4.50	2.500

PITCHER	IP	WLS	BF	H	R	ER	SO	BB	IBB	HBP	BLK	WP	HR	S	P	ERA	WHIP

New York Mets @ Chicago Cubs

Wrigley Field, Chicago, IL

Sat Jun 26 1976, 3:33 AM CDT

Att. 19,766 - Sunny - 80 F

livebaseballscorecards.com

BOTTOM

Batter	1	2	3	4	5	6	7	8	9	AB	R	H	RBI	BB	SO	LOB
Rick Monday, L (1, 8) OBP: 0.380, SLG: 0.536	HR		K			1B SF7 BB	K			3	2	1	1	1	2	3
Jose Cardenal, R (1, 7) OBP: 0.354, SLG: 0.437	F6			5-3		SF7 1-3 1B		E BB		3	0	1	0	1	0	0
George Mitterwald, R (1, 3) OBP: 0.261, SLG: 0.305	K			K		SF7 1-2 3-H		E6 1-3		3	0	0	1	0	2	1
Jerry Morales, R (1, 9) OBP: 0.309, SLG: 0.397	K			5-3		F4		F3		4	0	0	0	0	1	3
Manny Trillo, R (1, 4) OBP: 0.316, SLG: 0.324		6-3			6-3		F9	K		4	0	0	0	0	1	2
Mike Adams, R (1, 5) OBP: 0.361, SLG: 0.222		F3			F9		FC6-4 BB	K		2	0	0	0	1	0	0
Champ Summers, L (8, PH) OBP: 0.325, SLG: 0.343										1	0	0	0	0	1	2
Mick Kelleher, R (9, 5) OBP: 0.265, SLG: 0.288										0	0	0	0	0	0	0
Steve Swisher, R (1, 2) OBP: 0.311, SLG: 0.354		K			FC6-4 1B		FC6-4 1-2 BB		F5	3	0	1	0	1	1	0
Dave Rosello, R (1, 6) OBP: 0.362, SLG: 0.290			F8		FC6-4 1-2f		FC6-4 BB 1-2f 2-3		3-1	4	0	0	0	0	0	3
Bill Bonham, R (1, 1) OBP: 0.417, SLG: 0.259 Paul Reuschel, R (3, 1) Bruce Sutter, R (6, 1) Joe Wallis, S (8, PH) OBP: 0.310, SLG: 0.345 Mike Garman, R (7, 1) Bill Madlock, R (7, PH) OBP: 0.385, SLG: 0.488 Ray Burris, R (7, PR) OBP: 0.769, SLG: 0.129 Oscar Zamora, R (8, 1) Ralph LaCock, L (9, PH) OBP: 0.000, SLG: 0.400			K			K		L9		0 1 0 1 0 0 0 0 1	0 0 0 0 0 0 0 0 0	0 0 0 0 0 0 1 0 0	0 0 0 0 0 0 0 0 0	0 1 0 1 0 0 1 0 0	0 0 0 0 0 0 0 0 0	0 0 0 0 0 0 0 0 0
Inning Stats	R: 1 E: 0 K: 2 S: 8 H: 1 LOB: 0 BB: 0 P: 8	R: 0 E: 0 K: 1 S: 5 H: 0 LOB: 0 BB: 0 P: 5	R: 0 E: 0 K: 2 S: 7 H: 0 LOB: 0 BB: 0 P: 7	R: 0 E: 0 K: 1 S: 5 H: 0 LOB: 0 BB: 0 P: 5	R: 0 E: 0 K: 0 S: 4 H: 1 LOB: 1 BB: 0 P: 4	R: 1 E: 0 K: 1 S: 6 H: 1 LOB: 1 BB: 1 P: 10	R: 0 E: 0 K: 1 S: 5 H: 0 LOB: 3 BB: 3 P: 17	R: 0 E: 1 K: 2 S: 8 H: 0 LOB: 2 BB: 1 P: 12	R: 0 E: 0 K: 0 S: 3 H: 0 LOB: 0 BB: 0 P: 3	1B: 2 2B: 0 3B: 0 HR: 1	SF: 1 SAC: 0 DP: 0 HBP: 0			WP: 0 PB: 0 SB: 0 CS: 0	PA: 36		

	AB	30
	R	2
	H	3
	RBI	2
	BB	5
	SO	10
	LOB	14

PITCHER		IP	WLS	BF	H	R	ER	SO	BB	IBB	HBP	BLK	WP	HR	S	P	ERA	WHIP
Jerry Koosman, L ERA: 4.24	(1, 1)	6.2	W	27	3	2	2	7	4	0	0	0	0	1	37	53	2.70	1.050
Bob Apodaca, R ERA: 1.82	(7, 1)	2.1		9	0	0	0	3	1	0	0	0	0	0	14	18	0.00	0.429

PITCHER	IP	WLS	BF	H	R	ER	SO	BB	IBB	HBP	BLK	WP	HR	S	P	ERA	WHIP

New York Mets @ Chicago Cubs

Wrigley Field, Chicago, IL

Sun Jun 27 1976, 3:33 AM CDT

Att. 23,415 - Sunny - 84 F

TOP

livebaseballscorecards.com

Batter	1	2	3	4	5	6	7	8	9	AB	R	H	RBI	BB	SO	LOB
Mike Phillips, L (1, 6) OBP: 0.328, SLG: 0.381	HR	1B, 2B 1-2 2-H 3-H 1B	BBB E, 1B SF7 BB		L6	G3			6-3	5	3	2	3	1	0	1
Felix Millan, R (1, 4) OBP: 0.315, SLG: 0.333	1-3	L8	E 1-2 1B		F4		F2		G3	6	0	1	0	0	0	2
John Milner, L (1, 7) OBP: 0.352, SLG: 0.489 Bruce Boisclair, L (6, 7) OBP: 0.351, SLG: 0.394	E3	2B 1-3 2-H 1B	F4		F8	SSS	K		4-3	4 2	1 0	1 0	1 0	0 0	0 1	2 0
Dave Kingman, R (1, 9) OBP: 0.278, SLG: 0.532	SSS K	HR 2-H 3-H 2B	E5 1-2 2-3			F9	6-3			5	1	1	2	0	1	3
Ed Kranepool, L (1, 3) OBP: 0.347, SLG: 0.425	3-1	HR 2-H	SF7 3-H			2B 1B		G3 1B		4	2	3	3	0	0	1
Del Unser, L (1, 8) OBP: 0.282, SLG: 0.368		HBP 1B 1B WP 1B 2B	F8			2B 1-2 1B		SSS K		5	3	3	0	0	1	3
Wayne Garrett, L (1, 5) OBP: 0.352, SLG: 0.305		HBP 1-2 1B 1B 2-3 BB	F7			1B 1-3 2-H 2B		G3 1-2 1B		4	2	3	1	1	0	0
Jerry Grote, R (1, 2) OBP: 0.323, SLG: 0.306 Jay Kleven, R (6, PH) OBP: 0.200, SLG: 0.200 (6, 2)	SSS K 1-2 3-H 1B	1-3	2-H 3-H 1B		G3 1-2 2-3		3 2	0 0	1 1	1 2	0 0	1 0	2 2			
Craig Swan, R (1, 1) OBP: 0.200, SLG: 0.111 Mike Vail, R (8, PH) OBP: 0.286, SLG: 0.286 Skip Lockwood, R (8, 1) OBP: 0.429, SLG: 0.333	1B 1-2 2-3 HBP SSS K	F3	F9				3 1 0	1 0 0	0 0 0	0 0 0	2 0 0	3 2 0				

Inning Stats	1	2	3	4	5	6	7	8	9
	R: 1 E: 1 K: 1 S: 7	R: 8 E: 0 K: 2 S: 15	R: 1 E: 1 K: 0 S: 5	R: 0 E: 0 K: 1 S: 5	R: 0 E: 0 K: 0 S: 3	R: 3 E: 0 K: 0 S: 7	R: 0 E: 0 K: 1 S: 5	R: 0 E: 0 K: 1 S: 7	R: 0 E: 0 K: 0 S: 3
	H: 1 LOB: 1 BB: 0 P: 7	H: 8 LOB: 2 BB: 1 P: 20	H: 1 LOB: 2 BB: 1 P: 9	H: 0 LOB: 0 BB: 0 P: 5	H: 0 LOB: 0 BB: 0 P: 3	H: 4 LOB: 1 BB: 0 P: 7	H: 0 LOB: 0 BB: 0 P: 5	H: 2 LOB: 2 BB: 0 P: 7	H: 0 LOB: 0 BB: 0 P: 3

1B: 11	SF: 1	WP: 1
2B: 3	SAC: 0	PB: 0
3B: 0	DP: 0	SB: 0
HR: 2	HBP: 1	CS: 0
		PA: 48

AB	44
R	13
H	16
RBI	13
BB	2
SO	6
LOB	21

PITCHER		IP	WLS	BF	H	R	ER	SO	BB	IBB	HBP	BLK	WP	HR	S	P	ERA	WHIP
Rick Reuschel, R ERA: 4.9	(1, 1)	1.2	L	14	7	8	8	2	0	0	1	0	0	2	17	18	43.20	4.200
Paul Reuschel, R ERA: 5.22	(2, 1)	0.1		6	3	2	1	1	2	0	0	0	1	0	6	14	27.00	15.000
Mike Garman, R ERA: 5.87	(3, 1)	3.0		10	0	0	0	1	0	0	0	0	0	0	12	12	0.00	0.000
Bruce Sutter, R ERA: 2.08	(6, 1)	2.0		10	4	3	3	1	0	0	0	0	0	0	12	12	13.50	2.000
Darold Knowles, L ERA: 3.48	(8, 1)	2.0		8	2	0	0	1	0	0	0	0	0	0	10	10	0.00	1.000

PITCHER		IP	WLS	BF	H	R	ER	SO	BB	IBB	HBP	BLK	WP	HR	S	P	ERA	WHIP

New York Mets @ Chicago Cubs

Wrigley Field, Chicago, IL

Sun Jun 27 1976, 3:33 AM CDT

Att. 23,415 - Sunny - 84 F

BOTTOM

livebaseballscorecards.com

Batter	1	2	3	4	5	6	7	8	9	AB	R	H	RBI	BB	SO	LOB
Rick Monday, L (1, 3) OBP: 0.374, SLG: 0.527	B5-3		K			K		F7		4	0	0	0	0	2	0
Jose Cardenal, R (1, 7) OBP: 0.352, SLG: 0.435	F8			1-3 1B		5-3		5-3		4	0	1	0	0	0	0
Bill Madlock, R (1, 5) OBP: 0.387, SLG: 0.478	6-3			1-3 1-2		HR			F9	4	1	1	1	0	0	1
Jerry Morales, R (1, 9) OBP: 0.312, SLG: 0.402		1B		K		F6			HR 2B	4	1	2	0	0	1	1
Joe Wallis, S (1, 8) OBP: 0.316, SLG: 0.379		F5		4-3			F5		2-H HR	4	1	1	2	0	0	2
Manny Trillo, R (1, 4) OBP: 0.311, SLG: 0.319		K	K		K		F8		K	4	0	0	0	0	3	1
Steve Swisher, R (1, 2) OBP: 0.312, SLG: 0.353 Darold Knowles, L (8, 1) OBP: 0.500, SLG: 0.200 Ralph LaCock, L (9, PH) OBP: 0.355, SLG: 0.403		K		F5			1B		K	3 0 1	0 0 0	1 0 0	0 0 0	0 0 1	1 0 0	1 0 0
Dave Rosello, R (1, 6) OBP: 0.362, SLG: 0.291			F9		1B		5-3			3	0	1	0	0	0	1
Rick Reuschel, R (1, 1) OBP: 0.333, SLG: 0.258 Paul Reuschel, R (2, 1) Mike Garman, R (3, 1) Larry Biittner, L (5, PH) OBP: 0.248, SLG: 0.276 Bruce Sutter, R (6, 1) George Mitterwald, R (8, 2) OBP: 0.258, SLG: 0.301			K		F7			5-3		0 0 1 1 0 1	0 0 0 0 0 0	0 0 0 0 0 0	0 0 0 0 0 0	0 0 0 0 0 0	0 0 1 0 0 0	0 0 0 1 0 0
Inning Stats	R: 0 E: 0 K: 0 S: 3 H: 0 LOB: 0 BB: 0 P: 3	R: 0 E: 0 K: 2 S: 8 H: 1 LOB: 1 BB: 0 P: 8	R: 0 E: 0 K: 2 S: 7 H: 0 LOB: 0 BB: 0 P: 7	R: 0 E: 0 K: 1 S: 6 H: 1 LOB: 1 BB: 0 P: 6	R: 0 E: 0 K: 1 S: 6 H: 1 LOB: 1 BB: 0 P: 6	R: 1 E: 0 K: 1 S: 6 H: 1 LOB: 0 BB: 0 P: 6	R: 0 E: 0 K: 0 S: 4 H: 1 LOB: 1 BB: 0 P: 4	R: 0 E: 0 K: 0 S: 3 H: 0 LOB: 0 BB: 0 P: 3	R: 2 E: 0 K: 2 S: 9 H: 2 LOB: 0 BB: 0 P: 9	1B: 4 2B: 1 3B: 0 HR: 2	SF: 0 SAC: 0 DP: 0 HBP: 0						

	AB	34
	R	3
	H	7
	RBI	3
	BB	0
	SO	9
	LOB	8

WP: 0 PB: 0 SB: 0 CS: 0 PA: 34

PITCHER		IP	WLS	BF	H	R	ER	SO	BB	IBB	HBP	BLK	WP	HR	S	P	ERA	WHIP
Craig Swan, R ERA: 3.34	(1, 1)	7.0	W	26	5	1	1	7	0	0	0	0	0	1	40	40	1.29	0.714
Skip Lockwood, R ERA: 2.43	(8, 1)	2.0		8	2	2	2	2	0	0	0	0	0	1	12	12	9.00	1.000

PITCHER	IP	WLS	BF	H	R	ER	SO	BB	IBB	HBP	BLK	WP	HR	S	P	ERA	WHIP

Batter	1	2	3	4	5	6	7	8	9	AB	R	H	RBI	BB	SO	LOB
Bake McBride, L (1, 8) OBP: 0.397, SLG: 0.424	P6		2-H 1B			F8		5-3		4	0	1	1	0	0	0
Don Kessinger, S (1, 6) OBP: 0.315, SLG: 0.319	G3		K			4-3		BB 1B 1B BB		3	1	0	0	1	1	1
Lou Brock, L (1, 7) OBP: 0.314, SLG: 0.358	F8			K			1B S 1B 1B	F7		4	1	1	0	0	1	1
Ted Simmons, S (1, 2) OBP: 0.353, SLG: 0.365		G3-6-3 BB		G3			WP 1B 1-3 E 1B	BB 1-2 1B 1B		3	1	2	0	1	0	0
Willie Crawford, L (1, 9) OBP: 0.381, SLG: 0.462		G3-6-3 1-2f		4-3			E WP 1-2 3-H 1B	1B 1-2 2-3 BB		3	0	1	1	1	0	1
Ron Fairly, L (1, 3) OBP: 0.398, SLG: 0.325		4-3		4-3			E1 1-3 2-H	1-2 2-H 3-H 1B		4	0	1	2	0	0	1
Hector Cruz, R (1, 5) OBP: 0.246, SLG: 0.345			1B 2B	F7			K		K	4	1	1	0	0	2	2
Mike Tyson, R (1, 4) OBP: 0.307, SLG: 0.422			K	K			K		6-3	4	0	0	0	0	3	3
John Denny, R (1, 1) Keith Hernandez, L (6, PH) OBP: 0.304, SLG: 0.276 Mike Wallace, L (6, 1) OBP: 0.333, SLG: 0.333 Jerry Mumphrey, S (7, PH) OBP: 0.329, SLG: 0.365 Bill Greif, R (7, 1) Al Hrabosky, R (8, 1) Vic Harris, S (9, PH) OBP: 0.309, SLG: 0.349			K			K	K	K	K	1 1 0 1 0 0 0 1	0 0 0 0 0 0 0 0	0 0 0 0 0 0 0 0	0 0 0 0 0 0 0 0	1 1 0 0 0 0 0 1	1 0 0 1 0 0 0 0	0 0 0 2 0 0 0 0
Inning Stats	R: 0 E: 0 K: 0 S: 3 H: 0 LOB: 0 BB: 0 P: 3	R: 0 E: 0 K: 0 S: 2 H: 0 LOB: 0 BB: 1 P: 6	R: 1 E: 0 K: 3 S: 11 H: 2 LOB: 1 BB: 0 P: 11	R: 0 E: 0 K: 1 S: 5 H: 0 LOB: 0 BB: 0 P: 5	R: 0 E: 0 K: 1 S: 5 H: 0 LOB: 0 BB: 0 P: 5	R: 0 E: 0 K: 1 S: 5 H: 0 LOB: 0 BB: 0 P: 5	R: 2 E: 1 K: 3 S: 13 H: 3 LOB: 2 BB: 0 P: 13	R: 1 E: 0 K: 0 S: 4 H: 2 LOB: 2 BB: 2 P: 12	R: 0 E: 0 K: 2 S: 7 H: 0 LOB: 0 BB: 0 P: 7	1B: 6 2B: 1 3B: 0 HR: 0 SF: 0 SAC: 0 DP: 1 HBP: 0						

PITCHER	IP	WLS	BF	H	R	ER	SO	BB	IBB	HBP	BLK	WP	HR	S	P	ERA	WHIP
Tom Seaver, R (1, 1) ERA: 2.98	6.0		24	5	3	3	6	1	0	0	0	1	0	35	39	4.50	1.000
Skip Lockwood, R (7, 1) ERA: 2.53	2.0	W	9	2	1	1	3	2	0	0	0	0	0	13	21	4.50	2.000
Bob Apodaca, R (9, 1) ERA: 1.79	1.0	S	3	0	0	0	2	0	0	0	0	0	0	7	7	0.00	0.000

PITCHER	IP	WLS	BF	H	R	ER	SO	BB	IBB	HBP	BLK	WP	HR	S	P	ERA	WHIP

TOP

St. Louis Cardinals @ New York Mets

Shea Stadium, Flushing, NY

Mon Jun 28 1976, 7:05 PM EDT

Att. 17,990 - Unknown

livebaseballscorecards.com

AB	33
R	4
H	7
RBI	4
BB	3
SO	11
LOB	12

St. Louis Cardinals @ New York Mets

Shea Stadium, Flushing, NY

Mon Jun 28 1976, 7:05 PM EDT

Att. 17,990 - Unknown

BOTTOM

Batter	1	2	3	4	5	6	7	8	9	AB	R	H	RBI	BB	SO	LOB
Mike Phillips, L (1, 6) OBP: 0.333, SLG: 0.380	BBBB 4-0 FC5-4 BB		x 0-0 4-3 2-H 1B		x 0-0 ① FC3-6 2B 1B 1-2f		x 0-0 ①② G1-6-3 1-2f			3	1	1	1	1	0	2
Felix Millan, R (1, 4) OBP: 0.314, SLG: 0.336	x 0-0 ① FC5-4 G3 1-2f		x 0-0 ② 4-3 2-3		x 0-0 1B 2B 1-3		x 0-0 ③ F2			4	1	1	0	0	0	2
John Milner, L (1, 7) OBP: 0.355, SLG: 0.490	x 0-0 ② G3 1-2		x 0-0 ③ P3		x 0-0 1B 2-H 3-H			x 0-0 CS 1B		4	0	2	2	0	0	2
Dave Kingman, R (1, 9) OBP: 0.281, SLG: 0.542	x 0-0 ③ 5-3			x 0-0 HR	x 0-0 ② F7			x 0-0 ① 1B WP 1-2 1B		4	2	2	1	0	0	2
Ed Kranepool, L (1, 3) Joe Torre, R (8, PH) OBP: 0.350, SLG: 0.433 (9, 3)		x 0-0 ① 3-1		SSS 0-3 ① K	x 0-0 ③ L3			x 0-0 WP BB 1-3 1B		3 1	0 0	0 1	0 0	0 0	1 0	1 0
Del Unser, L (1, 8) Mike Vail, R (8, PH) Bob Apodaca, R (9, 1) OBP: 0.333, SLG: 0.375		x 0-0 ② 4-3		BBB 4-0 BB		x 0-0 ① P6		SSS 0-3 ② K		2 1 0	0 0 0	0 0 0	0 0 0	1 0 0	0 1 0	0 2 0
Wayne Garrett, L (1, 5) OBP: 0.350, SLG: 0.301		x 0-0 ③ F7		x 0-0 ② F8		x 0-0 ② L4		BBBB 4-0 1-2 BB		3	0	0	0	1	0	1
Jerry Grote, R (1, 2) OBP: 0.321, SLG: 0.305			x 0-0 SH1-4 1B 1B	x 0-0 ③ F8		x 0-0 ③ 5-3		x 0-0 ③ F8 2-3 3-H		4	1	1	0	0	0	3
Tom Seaver, R (1, 1) Skip Lockwood, R (7, 1) OBP: 0.500, SLG: 0.429 Leon Brown, R (9, 8) OBP: 0.235, SLG: 0.242			x 0-0 ① SH1-4 1-2		BBBB 4-0 FC3-6 BB		x 0-0 G1-6-3 1B			0 1 0	0 0 0	0 1 0	0 0 0	1 0 0	0 0 0	0 0 0
Inning Stats	R: 0 E: 0 K: 0 S: 3 H: 0 LOB: 1 BB: 1 P: 7	R: 0 E: 0 K: 0 S: 3 H: 0 LOB: 0 BB: 0 P: 3	R: 1 E: 0 K: 0 S: 5 H: 2 LOB: 1 BB: 0 P: 5	R: 1 E: 0 K: 1 S: 6 H: 1 LOB: 1 BB: 1 P: 10	R: 2 E: 0 K: 0 S: 5 H: 2 LOB: 1 BB: 1 P: 9	R: 0 E: 0 K: 0 S: 3 H: 0 LOB: 0 BB: 0 P: 3	R: 0 E: 0 K: 0 S: 3 H: 1 LOB: 0 BB: 0 P: 3	R: 1 E: 0 K: 1 S: 7 H: 3 LOB: 2 BB: 1 P: 11		1B: 7 2B: 1 3B: 0 HR: 1	SF: 0 SAC: 1 DP: 1 HBP: 0					

PITCHER		IP	WLS	BF	H	R	ER	SO	BB	IBB	HBP	BLK	WP	HR	S	P	ERA	WHIP
John Denny, R ERA: 3.74	(1, 1)	5.0		23	5	4	4	1	3	0	0	0	0	1	22	34	7.20	1.600
Mike Wallace, L ERA: 2.35	(6, 1)	1.0		3	0	0	0	0	0	0	0	0	0	0	3	3	0.00	0.000
Bill Greif, R ERA: 5.9	(7, 1)	1.1	L	5	3	1	1	0	0	0	0	0	0	0	5	5	6.75	2.250
Al Hrabosky, L ERA: 3.0	(8, 1)	0.2		4	1	0	0	1	1	0	0	0	1	0	5	9	0.00	3.000

PITCHER	IP	WLS	BF	H	R	ER	SO	BB	IBB	HBP	BLK	WP	HR	S	P	ERA	WHIP

livebaseballscorecards.com

AB	30
R	5
H	9
RBI	4
BB	4
SO	2
LOB	15

Batter	1	2	3	4	5	6	7	8	9	AB	R	H	RBI	BB	SO	LOB
Jerry Mumphrey, S (1, 8) OBP: 0.311, SLG: 0.343	6-3	K			5-3			5-3		4	0	0	0	0	1	3
Don Kessinger, S (1, 6) OBP: 0.318, SLG: 0.325	WP 2B		G6-3 1B		5-3			K		4	0	2	0	0	1	1
Lou Brock, L (1, 7) OBP: 0.309, SLG: 0.352	K 2-3		K			4-3		K		4	0	0	0	0	3	2
Ted Simmons, S (1, 3) OBP: 0.351, SLG: 0.361	FC6-3 BB		G6-3 1-2f			4-3			K	3	0	0	0	1	1	1
Joe Ferguson, R (1, 2) OBP: 0.310, SLG: 0.369	FC6-3 1-2f			F7		4-3			5-3	4	0	0	0	0	0	2
Mike Anderson, R (1, 9) OBP: 0.372, SLG: 0.350		6-3		5-3			BB		5-3	3	0	0	0	1	0	0
Hector Cruz, R (1, 5) OBP: 0.247, SLG: 0.342		1B BB		5-3			F9			2	0	0	0	1	0	1
Mike Tyson, R (1, 4) OBP: 0.308, SLG: 0.420		1-2 1B			E6 WP		P6			3	0	1	0	0	0	1
Pete Falcone, L (1, 1) OBP: 0.077, SLG: 0.040		K			K 1-2		K			2	0	0	0	0	2	3
Vic Harris, S (7, PH) OBP: 0.307, SLG: 0.347										1	0	0	0	0	1	1
Eric Rasmussen, R (7, 1)										0	0	0	0	0	0	0
Inning Stats	R: 0 E: 0 K: 1 S: 6 H: 1 LOB: 2 BB: 1 P: 10	R: 0 E: 0 K: 2 S: 8 H: 1 LOB: 2 BB: 1 P: 12	R: 0 E: 0 K: 1 S: 5 H: 1 LOB: 0 BB: 0 P: 5	R: 0 E: 0 K: 0 S: 3 H: 0 LOB: 0 BB: 0 P: 3	R: 0 E: 1 K: 1 S: 6 H: 0 LOB: 1 BB: 0 P: 6	R: 0 E: 0 K: 0 S: 3 H: 0 LOB: 0 BB: 0 P: 3	R: 0 E: 0 K: 1 S: 5 H: 0 LOB: 1 BB: 1 P: 9	R: 0 E: 0 K: 2 S: 7 H: 0 LOB: 0 BB: 0 P: 7	R: 0 E: 0 K: 1 S: 5 H: 0 LOB: 0 BB: 0 P: 5	1B: 2 2B: 1 3B: 0 HR: 0	SF: 0 SAC: 0 DP: 1 HBP: 0					

PITCHER	IP	WLS	BF	H	R	ER	SO	BB	IBB	HBP	BLK	WP	HR	S	P	ERA	WHIP
Mickey Lolich, L (1, 1) ERA: 2.96	9.0	W	33	3	0	0	9	3	0	0	0	2	0	48	60	0.00	0.667

PITCHER	IP	WLS	BF	H	R	ER	SO	BB	IBB	HBP	BLK	WP	HR	S	P	ERA	WHIP

TOP

St. Louis Cardinals @ New York Mets

Shea Stadium, Flushing, NY

Tue Jun 29 1976, 7:05 PM EDT

Att. 16,232 - Unknown

livebaseballscorecards.com

AB	30
R	0
H	3
RBI	0
BB	3
SO	9
LOB	15

PA: 33

WP: 2	PB: 0	SB: 0	CS: 0

Batter	1	2	3	4	5	6	7	8	9	AB	R	H	RBI	BB	SO	LOB
Bud Harrelson, S (1, 6) OBP: 0.349, SLG: 0.271	P4	F7			F7		6-3			4	0	0	0	0	0	2
Felix Millan, R (1, 4) OBP: 0.309, SLG: 0.331	5-3		F7		4-3		4-3			4	0	0	0	0	0	0
Joe Torre, R (1, 3) OBP: 0.354, SLG: 0.442	HR 2B		6-3		1B			F9		4	1	2	0	0	0	0
Dave Kingman, R (1, 7) OBP: 0.284, SLG: 0.550	2-H HR		BBBB BB		P6			F7		3	1	1	2	1	0	1
Mike Vail, R (1, 9) OBP: 0.250, SLG: 0.250 Leon Brown, R (9, 9) OBP: 0.235, SLG: 0.242	6-3		2-3			G6-3 1B		F8		4 0	0 0	1 0	0 0	0 0	0 0	1 0
Jerry Grote, R (1, 2) OBP: 0.321, SLG: 0.302		BBBB SH1-4 BB BB		4-3		G6-3 1-2f				2	0	0	0	1	0	1
Roy Staiger, R (1, 5) OBP: 0.237, SLG: 0.227		BBBB SH1-4 1-2 BB		2B		BBBB FC6-4 BB				1	0	1	0	2	0	0
Del Unser, L (1, 8) OBP: 0.279, SLG: 0.361		SSS K		F9		FC6-4 1-2f				3	0	0	0	0	1	4
Mickey Lolich, S (1, 1) OBP: 0.250, SLG: 0.192		SH1-4 1-2 2-3		SSS K			SSS K			2	0	0	0	0	2	1
Inning Stats	R: 2 E: 0 K: 0 S: 5 H: 2 LOB: 0 BB: 0 P: 5	R: 0 E: 0 K: 1 S: 5 H: 0 LOB: 2 BB: 2 P: 13	R: 0 E: 0 K: 0 S: 3 H: 0 LOB: 1 BB: 1 P: 7	R: 0 E: 0 K: 1 S: 6 H: 1 LOB: 1 BB: 0 P: 6	R: 0 E: 0 K: 0 S: 4 H: 1 LOB: 1 BB: 0 P: 4	R: 0 E: 0 K: 0 S: 3 H: 1 LOB: 1 BB: 1 P: 7	R: 0 E: 0 K: 1 S: 5 H: 0 LOB: 0 BB: 0 P: 5	R: 0 E: 0 K: 0 S: 3 H: 0 LOB: 0 BB: 0 P: 3		1B: 2 2B: 2 3B: 0 HR: 1	SF: 0 SAC: 1 DP: 1 HBP: 0					

PITCHER	IP	WLS	BF	H	R	ER	SO	BB	IBB	HBP	BLK	WP	HR	S	P	ERA	WHIP
Pete Falcone, L (1, 1) ERA: 4.02	6.0	L	26	5	2	2	2	4	0	0	0	0	1	26	42	3.00	1.500
Eric Rasmussen, R (7, 1) ERA: 4.47	2.0		6	0	0	0	1	0	0	0	0	0	0	8	8	0.00	0.000

PITCHER	IP	WLS	BF	H	R	ER	SO	BB	IBB	HBP	BLK	WP	HR	S	P	ERA	WHIP

BOTTOM

St. Louis Cardinals @ New York Mets

Shea Stadium, Flushing, NY

Tue Jun 29 1976, 7:05 PM EDT

Att. 16,232 - Unknown

livebaseballscorecards.com

AB	27
R	2
H	5
RBI	2
BB	4
SO	3
LOB	10

Batter	1	2	3	4	5	6	7	8	9	AB	R	H	RBI	BB	SO	LOB
Lou Brock, L (1, 7) OBP: 0.312, SLG: 0.363	1-3		L3			S 1B		3B		4	0	2	0	0	0	0
Don Kessinger, S (1, 6) OBP: 0.314, SLG: 0.320	L4		P3			F9 1-3		5-3		4	0	0	0	0	0	2
Mike Anderson, R (1, 8) OBP: 0.376, SLG: 0.350	FC6-4 1B			CS BB		F9		5-3		3	0	1	0	1	0	2
Ted Simmons, S (1, 3) OBP: 0.350, SLG: 0.360	FC6-4 1-2f			K 1-2			1B 1B		L1	4	0	1	0	0	1	2
Joe Ferguson, R (1, 2) OBP: 0.305, SLG: 0.363		G3		4-3			F2		4-3	4	0	0	0	0	0	1
Willie Crawford, L (1, 9) OBP: 0.379, SLG: 0.458		6-3			G3		1-2 1B		F7	4	0	1	0	0	0	0
Hector Cruz, R (1, 5) OBP: 0.248, SLG: 0.339		BB			K		K			2	0	0	0	1	2	2
Mike Tyson, R (1, 4) OBP: 0.302, SLG: 0.413		K			F7		K			3	0	0	0	0	2	3
Bob Forsch, R (1, 1) OBP: 0.167, SLG: 0.172			L6			F8		6-3		1	0	0	0	0	0	0
Eric Rasmussen, R (5, 1)										0	0	0	0	0	0	0
Vic Harris, S (6, PH) OBP: 0.306, SLG: 0.345										1	0	0	0	0	0	0
John Curtis, L (6, 1) OBP: 0.286, SLG: 0.269										0	0	0	0	0	0	0
Mike Wallace, L (6, 1) OBP: 0.333, SLG: 0.333										0	0	0	0	0	0	0
Keith Hernandez, L (8, PH) OBP: 0.301, SLG: 0.273										1	0	0	0	0	0	0
Eddie Solomon, R (8, 1)										0	0	0	0	0	0	0
Bill Greif, R (8, 1)										0	0	0	0	0	0	0
Inning Stats	R: 0 E: 0 K: 0 S: 4 H: 1 LOB: 1 BB: 0 P: 4	R: 0 E: 0 K: 1 S: 5 H: 0 LOB: 1 BB: 1 P: 9	R: 0 E: 0 K: 0 S: 3 H: 0 LOB: 0 BB: 0 P: 3	R: 0 E: 0 K: 1 S: 4 H: 0 LOB: 0 BB: 1 P: 8	R: 0 E: 0 K: 1 S: 5 H: 0 LOB: 0 BB: 0 P: 5	R: 0 E: 0 K: 0 S: 4 H: 1 LOB: 1 BB: 0 P: 4	R: 0 E: 0 K: 2 S: 9 H: 2 LOB: 2 BB: 0 P: 9	R: 0 E: 0 K: 0 S: 4 H: 1 LOB: 1 BB: 0 P: 4	R: 0 E: 0 K: 0 S: 3 H: 0 LOB: 0 BB: 0 P: 3	1B: 4 2B: 0 3B: 1 HR: 0	SF: 0 SAC: 0 DP: 0 HBP: 0						

TOP

St. Louis Cardinals @ New York Mets

Shea Stadium, Flushing, NY

Thu Jul 01 1976, 3:33 AM EDT

Att. 14,289 - Unknown

livebaseballscorecards.com

AB	31
R	0
H	5
RBI	0
BB	2
SO	5
LOB	12

PITCHER		IP	WLS	BF	H	R	ER	SO	BB	IBB	HBP	BLK	WP	HR	S	P	ERA	WHIP
Jon Matlack, L ERA: 2.62	(1, 1)	9.0	W	33	5	0	0	5	2	0	0	0	0	0	41	49	0.00	0.778

PITCHER	IP	WLS	BF	H	R	ER	SO	BB	IBB	HBP	BLK	WP	HR	S	P	ERA	WHIP

Batter	1	2	3	4	5	6	7	8	9	AB	R	H	RBI	BB	SO	LOB
Mike Phillips, L (1, 6) OBP: 0.344, SLG: 0.407	2B 3B		L9 ①		1B 1-2 E 1B	BB 1-2 2-H 3-H HR 1B	K ③			5	3	3	2	0	1	1
Felix Millan, R (1, 4) OBP: 0.314, SLG: 0.333	5-3 ①		5-3 ②		1-3 2-H E 1B	BB 1-2 2-3 HR BB		HBP BB BB 1B		4	3	2	1	1	0	1
John Milner, L (1, 7) OBP: 0.360, SLG: 0.510	PB 3-H 2B		K ③		E9 1-H 3-H	1-H 2-H 3-H HR		BB HBP 1-2 BB BB		4	2	2	5	1	1	0
Dave Kingman, R (1, 9) OBP: 0.286, SLG: 0.545	K ② 2-3			P6 ① 4-3 ②	F3 ③	BB BB		BB BB 1-2 2-3 SF8 HBP		3	1	0	0	1	1	2
Ed Kranepool, L (1, 3) OBP: 0.348, SLG: 0.416	BB				4-3 ③ FC5-4	BB		BB 1-2 2-3 3-H BB		2	0	0	1	3	0	0
Del Unser, L (1, 8) OBP: 0.276, SLG: 0.357 Leon Brown, R (6, PH) (7, 8) OBP: 0.222, SLG: 0.229	F8 ③			4-3 ③	K FC5-4			P5 ①		3 2	0 0	0 0	0 0	0 0	1 0	2 5
Wayne Garrett, L (1, 5) OBP: 0.351, SLG: 0.297		5-3 ①			3-1 ①	2B 1B BB	F5 ①	BB 1-2 2-3 3-H		3	1	0	1	2	0	0
Ron Hodges, L (1, 2) OBP: 0.410, SLG: 0.431		G1 ②			FC5-6 1B	1-3 1B 2B	BB	SF8 ② 3-H		3	1	2	1	1	0	0
Jon Matlack, L (1, 1) OBP: 0.229, SLG: 0.163		K ③			FC5-6 ② 1-2f 1B 1B	BB HR 1B BB	P6 ②	F8 ③		4	2	0	0	1	1	4
Inning Stats	R: 1 E: 0 K: 1 S: 7 H: 2 LOB: 2 BB: 1 P: 11	R: 0 E: 0 K: 1 S: 5 H: 0 LOB: 0 BB: 0 P: 5	R: 0 E: 0 K: 1 S: 5 H: 0 LOB: 0 BB: 0 P: 5	R: 0 E: 0 K: 0 S: 3 H: 0 LOB: 0 BB: 0 P: 3	R: 3 E: 1 K: 0 S: 7 H: 3 LOB: 1 BB: 0 P: 7	R: 6 E: 0 K: 1 S: 8 H: 3 LOB: 2 BB: 5 P: 28	R: 0 E: 0 K: 1 S: 5 H: 0 LOB: 1 BB: 1 P: 9	R: 3 E: 0 K: 0 S: 4 H: 1 LOB: 2 BB: 3 P: 17		1B: 5 2B: 2 3B: 1 HR: 1 SF: 1 SAC: 0 DP: 0 HBP: 1						

BOTTOM

St. Louis Cardinals @ New York Mets

Shea Stadium, Flushing, NY

Thu Jul 01 1976, 3:33 AM EDT

Att. 14,289 - Unknown

livebaseballscorecards.com

AB	33
R	13
H	9
RBI	11
BB	10
SO	5
LOB	15

PITCHER		IP	WLS	BF	H	R	ER	SO	BB	IBB	HBP	BLK	WP	HR	S	P	ERA	WHIP
Bob Forsch, R ERA: 3.46	(1, 1)	4.2	L	21	5	4	2	3	1	0	0	0	0	0	26	30	3.86	1.286
Eric Rasmussen, R ERA: 4.44	(5, 1)	0.1		1	0	0	0	0	0	0	0	0	0	0	1	1	0.00	0.000
John Curtis, L ERA: 4.77	(6, 1)	0.2		7	2	5	5	1	3	0	0	0	0	0	6	18	67.50	7.500
Mike Wallace, L ERA: 2.5	(6, 1)	1.1		8	1	1	1	1	3	0	0	0	0	1	7	19	6.75	3.000
Eddie Solomon, R ERA: 3.86	(8, 1)	0.1		6	1	3	3	0	3	0	1	0	0	0	2	15	81.00	12.000

PITCHER		IP	WLS	BF	H	R	ER	SO	BB	IBB	HBP	BLK	WP	HR	S	P	ERA	WHIP
Bill Greif, R ERA: 5.8	(8, 1)	0.2		2	0	0	0	0	0	0	0	0	0	0	2	2	0.00	0.000

Batter	1	2	3	4	5	6	7	8	9	AB	R	H	RBI	BB	SO	LOB
Rick Monday, L (1, 8) OBP: 0.365, SLG: 0.510	K		F7			F2			K	4	0	0	0	0	2	0
Jose Cardenal, R (1, 7) OBP: 0.349, SLG: 0.427	1B PB BB		K			K			6-3	3	1	0	0	1	2	0
Bill Madlock, R (1, 5) OBP: 0.395, SLG: 0.496	F9			L5			HBP		1B	3	0	1	0	0	0	1
Jerry Morales, R (1, 9) OBP: 0.308, SLG: 0.393	PB 1-3 1B			5-3			F6		1-2 1B	4	0	2	0	0	0	1
Manny Trillo, R (1, 4) OBP: 0.308, SLG: 0.313	K 2-3 3-H			F7			F9		F3	4	0	0	0	0	1	4
Steve Swisher, R (1, 2) OBP: 0.297, SLG: 0.332		K			F7		K			3	0	0	0	0	2	1
Ralph LaCock, L (1, 3) OBP: 0.324, SLG: 0.393		L6			K			K		3	0	0	0	0	2	0
Mick Kelleher, R (1, 6) OBP: 0.266, SLG: 0.286		6-3			5-3			F4		3	0	0	0	0	0	0
Steve Stone, R (1, 1) Oscar Zamora, R (5, 1) Buddy Schultz, R (5, 1) Joe Coleman, R (5, 1) OBP: 0.143, SLG: 0.143 George Mitterwald, R (8, PH) OBP: 0.286, SLG: 0.299 Darold Knowles, L (8, 1) OBP: 0.500, SLG: 0.200			K			K		K		1 0 0 1 1 0	0 0 0 0 0 0	0 0 0 0 0 0	0 0 0 0 0 0	1 0 0 1 1 0	0 0 0 0 0 0	0 0 0 0 0 0

TOP

Chicago Cubs @ New York Mets

Shea Stadium, Flushing, NY

Fri Jul 02 1976, 7:05 PM EDT

Att. 16,808 - Cloudy - 73 F

livebaseballscorecards.com

AB	30
R	1
H	3
RBI	0
BB	1
SO	12
LOB	7

Inning Stats	1	2	3	4	5	6	7	8	9
	R: 1 E: 0 K: 2 S: 8	R: 0 E: 0 K: 1 S: 5	R: 0 E: 0 K: 2 S: 7	R: 0 E: 0 K: 0 S: 3	R: 0 E: 0 K: 1 S: 5	R: 0 E: 0 K: 2 S: 7	R: 0 E: 0 K: 1 S: 5	R: 0 E: 0 K: 2 S: 7	R: 0 E: 0 K: 1 S: 7
	H: 1 LOB: 1 BB: 1 P: 12	H: 0 LOB: 0 BB: 0 P: 5	H: 0 LOB: 0 BB: 0 P: 7	H: 0 LOB: 0 BB: 0 P: 3	H: 0 LOB: 0 BB: 0 P: 5	H: 0 LOB: 0 BB: 0 P: 7	H: 0 LOB: 1 BB: 0 P: 6	H: 0 LOB: 0 BB: 0 P: 7	H: 2 LOB: 2 BB: 0 P: 7

1B: 3	SF: 0	WP: 0	PA: 32
2B: 0	SAC: 0	PB: 1	
3B: 0	DP: 0	SB: 0	
HR: 0	HBP: 1	CS: 0	

PITCHER	IP	WLS	BF	H	R	ER	SO	BB	IBB	HBP	BLK	WP	HR	S	P	ERA	WHIP
Jerry Koosman, L (1, 1) ERA: 3.87	9.0	W	32	3	1	0	12	1	0	1	0	0	0	54	59	0.00	0.444

PITCHER	IP	WLS	BF	H	R	ER	SO	BB	IBB	HBP	BLK	WP	HR	S	P	ERA	WHIP

Chicago Cubs @ New York Mets

Shea Stadium, Flushing, NY

Fri Jul 02 1976, 7:05 PM EDT

Att. 16,808 - Cloudy - 73 F

BOTTOM

livebaseballscorecards.com

Batter	1	2	3	4	5	6	7	8	9	AB	R	H	RBI	BB	SO	LOB
Mike Phillips, L (1, 6) OBP: 0.341, SLG: 0.402	E 1B	F9 1-2			F7	K				4	1	1	0	0	1	3
Felix Millan, R (1, 4) OBP: 0.314, SLG: 0.332	E9 1-H 1B	5-3			1B 1-2 1B	6-3				4	0	1	0	0	0	0
John Milner, L (1, 7) OBP: 0.363, SLG: 0.508 Leon Brown, R (9, 7) OBP: 0.222, SLG: 0.229	1B BB	F8			FC6-4 1-2 2-3 1B	F2				3 0	0 0	1 0	0 0	1 0	0 0	0 0
Dave Kingman, R (1, 9) OBP: 0.282, SLG: 0.537	K	1-3		K	K	F8				4	0	0	0	0	2	5
Ed Kranepool, L (1, 3) OBP: 0.346, SLG: 0.413	1-3 2-H 1B		K	FC6-4 1-2f				L8		4	0	1	0	0	1	3
Bruce Boisclair, L (1, 8) OBP: 0.359, SLG: 0.392	4-3	F7			G3 S 1B 1B			BB CS		3	1	1	0	1	0	2
Wayne Garrett, L (1, 5) OBP: 0.357, SLG: 0.302		S 1B		BB	G3 1-3			1-2 1B		3	0	2	0	1	0	1
Ron Hodges, L (1, 2) OBP: 0.402, SLG: 0.420		F7		F9		SH1-4 3-H 1B		6-3		4	0	1	1	0	0	3
Jerry Koosman, R (1, 1) OBP: 0.321, SLG: 0.333		F2			1B 1B 1B	SH1-4 1-2				2	0	1	0	0	0	1
Inning Stats	R: 1 E: 1 K: 1 S: 7 H: 2 LOB: 2 BB: 1 P: 11	R: 0 E: 0 K: 0 S: 4 H: 1 LOB: 1 BB: 0 P: 4	R: 0 E: 0 K: 0 S: 3 H: 0 LOB: 0 BB: 0 P: 3	R: 0 E: 0 K: 1 S: 5 H: 0 LOB: 1 BB: 1 P: 9	R: 0 E: 0 K: 1 S: 8 H: 3 LOB: 3 BB: 0 P: 8	R: 1 E: 0 K: 1 S: 7 H: 2 LOB: 1 BB: 0 P: 7	R: 0 E: 0 K: 0 S: 3 H: 0 LOB: 0 BB: 0 P: 3	R: 0 E: 0 K: 0 S: 3 H: 1 LOB: 1 BB: 1 P: 7		1B: 9 2B: 0 3B: 0 HR: 0 SF: 0 SAC: 1 DP: 0 HBP: 0				WP: 0 PB: 0 SB: 2 CS: 1 PA: 35		

	AB	31
	R	2
	H	9
	RBI	1
	BB	3
	SO	4
	LOB	18

PITCHER		IP	WLS	BF	H	R	ER	SO	BB	IBB	HBP	BLK	WP	HR	S	P	ERA	WHIP
Steve Stone, R ERA:	(1, 1)	4.0		17	3	1	0	2	2	0	0	0	0	0	19	27	0.00	1.250
Oscar Zamora, R ERA: 4.31	(5, 1)	0.1		3	2	0	0	0	0	0	0	0	0	0	3	3	0.00	6.000
Buddy Schultz, L ERA: 5.31	(5, 1)	0.0		1	1	0	0	0	0	0	0	0	0	0	1	1	∞	∞
Joe Coleman, R ERA: 5.3	(5, 1)	2.2	L	10	2	1	1	2	0	0	0	0	0	0	14	14	3.38	0.750
Darold Knowles, L ERA: 3.4	(8, 1)	1.0		4	1	0	0	0	1	0	0	0	0	0	3	7	0.00	2.000

PITCHER	IP	WLS	BF	H	R	ER	SO	BB	IBB	HBP	BLK	WP	HR	S	P	ERA	WHIP

Batter	1	2	3	4	5	6	7	8	9	10	AB	R	H	RBI	BB	SO	LOB
Rick Monday, L (1, 8) OBP: 0.369, SLG: 0.510	0-0 G3 1B		0-0 1B 1B		0-3 K			0-3 K		4-0 1-2 BB	4	1	2	0	1	2	1
Jose Cardenal, R (1, 7) OBP: 0.347, SLG: 0.423	0-0 G3 1-2		0-0 FC6-5 PB 1-H 1B			0-0 F9		0-0 F9		0-0 L9	5	0	1	1	0	0	3
Bill Madlock, R (1, 5) OBP: 0.391, SLG: 0.489	4-0 G1-6-3 IBB		0-0 FC6-5 1-3			0-0 F8		0-0 4-3		0-0 F8	4	0	0	0	1	0	3
Jerry Morales, R (1, 9) OBP: 0.306, SLG: 0.401	0-0 G1-6-3 1-2f			0-0 5-3		0-3 K			0-0 HR	0-0 L8	5	1	1	1	0	1	4
Ralph LaCock, L (1, 3) OBP: 0.321, SLG: 0.398		0-0 3-1		0-0 F2			0-0 F2		0-0 2B		4	0	1	0	0	0	0
George Mitterwald, R (1, 2) OBP: 0.265, SLG: 0.297		0-0 1B		0-0 F8			0-0 6-3		0-3 K		4	0	1	0	0	1	1
Manny Trillo, R (1, 4) OBP: 0.307, SLG: 0.312		0-0 L8			0-0 F7		0-0 1B		0-3 K		4	0	1	0	0	1	1
Mick Kelleher, R (1, 6) OBP: 0.268, SLG: 0.287 Champ Summers, L (9, PH) OBP: 0.325, SLG: 0.343 Dave Rosello, R (9, 6) OBP: 0.373, SLG: 0.298			0-0 6-3		0-0 F8		0-0 1-2 1B		0-3 K		3 1 0	0 0 0	1 0 0	0 0 0	0 1 0	0 1 0	0 1 0
Rick Reuschel, R (1, 1) OBP: 0.350, SLG: 0.286 Darold Knowles, L (10, 1) OBP: 0.500, SLG: 0.200			0-3 K		0-0 1B		0-3 K			0-0 BB 1B	4 0	0 0	2 0	0 0	0 0	2 0	2 0
Inning Stats	R: 0 H: 1 E: 0 LOB: 1 K: 0 BB: 1 S: 3 P: 7	R: 0 H: 1 E: 0 LOB: 0 K: 0 BB: 0 S: 3 P: 3	R: 1 H: 2 E: 0 LOB: 1 K: 1 BB: 0 S: 7 P: 7	R: 0 H: 0 E: 0 LOB: 0 K: 0 BB: 0 S: 3 P: 3	R: 0 H: 1 E: 0 LOB: 1 K: 1 BB: 0 S: 6 P: 6	R: 0 H: 0 E: 0 LOB: 0 K: 1 BB: 0 S: 5 P: 5	R: 0 H: 2 E: 0 LOB: 2 K: 1 BB: 0 S: 7 P: 7	R: 0 H: 0 E: 0 LOB: 0 K: 1 BB: 0 S: 5 P: 5	R: 1 H: 2 E: 0 LOB: 1 K: 3 BB: 0 S: 11 P: 11	R: 0 H: 1 E: 0 LOB: 2 K: 0 BB: 1 S: 4 P: 8	1B: 8 SF: 0 2B: 1 SAC: 0 3B: 0 DP: 1 HR: 1 HBP: 0						

PITCHER	IP	WLS	BF	H	R	ER	SO	BB	IBB	HBP	BLK	WP	HR	S	P	ERA	WHIP
Tom Seaver, R (1, 1) ERA: 2.92	9.0		37	10	2	2	8	1	1	0	0	0	1	51	59	2.00	1.222
Skip Lockwood, R (10, 1) ERA: 2.47	1.0	W	3	0	0	0	0	0	0	0	0	0	0	3	3	0.00	0.000

PITCHER	IP	WLS	BF	H	R	ER	SO	BB	IBB	HBP	BLK	WP	HR	S	P	ERA	WHIP

TOP

Chicago Cubs @ New York Mets

Shea Stadium, Flushing, NY

Sat Jul 03 1976, 3:33 AM EDT

Att. 47,228 - Cloudy - 78 F

livebaseballscorecards.com

AB	38
R	2
H	10
RBI	2
BB	2
SO	8
LOB	16

WP: 0 PA: 40
PB: 1
SB: 0
CS: 0

Batter	1	2	3	4	5	6	7	8	9	10	AB	R	H	RBI	BB	SO	LOB
Mike Phillips, L (1, 4) OBP: 0.336, SLG: 0.388	G3		4-3 2-3		4-3		G3			IBB 1-2	4	0	0	0	1	0	4
Bruce Boisclair, L (1, 8) OBP: 0.349, SLG: 0.380	1B		K			4-3		F7		K	5	0	1	0	0	2	4
John Milner, L (1, 7) OBP: 0.361, SLG: 0.507	L8			2B		4-3		F8		E1 1-1 3-H	4	0	1	0	0	0	1
Leon Brown, R (9, 7) OBP: 0.222, SLG: 0.229											0	0	0	0	0	0	0
Mike Vail, R (10, PH) OBP: 0.250, SLG: 0.250											1	0	0	0	0	0	2
Dave Kingman, R (1, 9) OBP: 0.282, SLG: 0.532	K2-3			HBP CS		5-3		K			3	0	0	0	0	2	1
Ed Kranepool, L (1, 3) OBP: 0.345, SLG: 0.410		F7		F8 1-2			1B 2B 1B		L8		4	1	1	0	0	0	1
Wayne Garrett, L (1, 5) OBP: 0.359, SLG: 0.319		G3			HR		2B 1-2 1B		F7		4	1	2	1	0	0	0
Ron Hodges, L (1, 2) OBP: 0.395, SLG: 0.425		K			4-3		2B 1-3 2-H		G3		4	0	1	1	0	1	0
Bud Harrelson, S (1, 6) OBP: 0.352, SLG: 0.285			BB 4-3 SH2-4		1-3		6-3			3B E	3	1	1	0	1	0	2
Tom Seaver, R (1, 1) OBP: 0.208, SLG: 0.095			SH2-4 1-2		BB		K			IBB	1	0	0	0	1	1	2
Skip Lockwood, R (10, 1) OBP: 0.500, SLG: 0.429											0	0	0	0	0	0	0
Joe Torre, R (10, PH) OBP: 0.358, SLG: 0.442											0	0	0	0	1	0	0
Inning Stats	R: 0 E: 0 K: 1 S: 6 H: 1 LOB: 1 BB: 0 P: 6	R: 0 E: 0 K: 1 S: 5 H: 0 LOB: 0 BB: 0 P: 5	R: 0 E: 0 K: 1 S: 5 H: 0 LOB: 1 BB: 1 P: 9	R: 0 E: 0 K: 0 S: 2 H: 1 LOB: 0 BB: 0 P: 3	R: 1 E: 0 K: 0 S: 4 H: 1 LOB: 1 BB: 1 P: 8	R: 0 E: 0 K: 0 S: 3 H: 0 LOB: 0 BB: 0 P: 3	R: 1 E: 0 K: 1 S: 8 H: 3 LOB: 2 BB: 0 P: 8	R: 0 E: 0 K: 1 S: 5 H: 0 LOB: 0 BB: 0 P: 5	R: 0 E: 0 K: 0 S: 3 H: 0 LOB: 0 BB: 0 P: 3	R: 1 E: 2 K: 1 S: 4 H: 1 LOB: 2 BB: 2 P: 12	1B: 3 2B: 2 3B: 1 HR: 1 SF: 0 SAC: 1 DP: 0 HBP: 1	WP: 0 PB: 0 SB: 0 CS: 1 PA: 39					

PITCHER	IP	WLS	BF	H	R	ER	SO	BB	IBB	HBP	BLK	WP	HR	S	P	ERA	WHIP
Rick Reuschel, R (1, 1) ERA: 4.67	9.0	L	37	7	3	2	5	2	2	1	0	0	1	42	59	2.00	1.000
Darold Knowles, L (10, 1) ERA: 3.38	0.1		2	0	0	0	1	0	0	0	0	0	0	3	3	0.00	0.000

PITCHER	IP	WLS	BF	H	R	ER	SO	BB	IBB	HBP	BLK	WP	HR	S	P	ERA	WHIP

BOTTOM

Chicago Cubs @ New York Mets

Shea Stadium, Flushing, NY

Sat Jul 03 1976, 3:33 AM EDT
Att. 47,228 - Cloudy - 78 F

livebaseballscorecards.com

AB	33
R	3
H	7
RBI	2
BB	4
SO	6
LOB	17

Chicago Cubs @ New York Mets

Shea Stadium, Flushing, NY

Sun Jul 04 1976, 3:33 AM EDT

Sunny - 68 F

TOP

livebaseballscorecards.com

Batter	1	2	3	4	5	6	7	8	9	AB	R	H	RBI	BB	SO	LOB
Rick Monday, L (1, 8) OBP: 0.370, SLG: 0.521	F6		1B 1B		HR		K			4	2	2	2	0	1	0
Jose Cardenal, R (1, 7) OBP: 0.349, SLG: 0.424	1B		1B 1B		6-3		F8			4	0	2	1	0	0	0
Bill Madlock, R (1, 5) OBP: 0.393, SLG: 0.489	E 1B		1-3 1B		L6		1-3			4	0	2	0	0	0	0
Jerry Morales, R (1, 9) OBP: 0.302, SLG: 0.395	F8 1-2		F3		F7			F2		4	0	0	0	0	0	3
Ralph LaCock, L (1, 3) OBP: 0.319, SLG: 0.385		F3		BB		4-3		F4		3	0	0	0	1	0	0
Manny Trillo, R (1, 4) OBP: 0.306, SLG: 0.309		F8		F7		2B BB		F8		3	1	0	0	1	0	1
Steve Swisher, R (1, 2) OBP: 0.296, SLG: 0.335		K		K		1-H 2B			K	4	0	1	1	0	3	1
Mick Kelleher, R (1, 6) OBP: 0.260, SLG: 0.278			F8	F9		F8			F3	3	0	0	0	0	0	2
George Mitterwald, R (9, PH) OBP: 0.263, SLG: 0.293										1	0	0	0	0	0	0
Bill Bonham, R (1, 1) OBP: 0.185, SLG: 0.233 Oscar Zamora, R (4, 1) Larry Bittner, L (5, PH) OBP: 0.000, SLG: 0.000 Buddy Schultz, R (6, 1) Joe Wallis, S (6, PH) OBP: 0.294, SLG: 0.381 Mike Garman, R (8, 1) Darold Knowles, L (8, 1) OBP: 0.000, SLG: 0.000 Bruce Sutter, R (8, 1) Champ Summers, L (9, PH) OBP: 0.321, SLG: 0.536		G3		HR 1B		F5			F5	1 0 1 0 1 0 0 0 1	0 0 1 0 0 0 0 0 0	0 0 0 0 0 0 0 0 0	0 0 0 0 0 0 0 0 0	0 0 0 0 0 0 0 0 0	0 0 0 0 0 0 0 0 0	0 0 0 0 1 0 0 0 0
Inning Stats	R: 0 E: 1 K: 0 S: 4 H: 2 LOB: 1 BB: 0 P: 4	R: 0 E: 0 K: 1 S: 5 H: 0 LOB: 0 BB: 0 P: 5	R: 1 E: 0 K: 0 S: 6 H: 3 LOB: 2 BB: 0 P: 6	R: 0 E: 0 K: 1 S: 5 H: 0 LOB: 1 BB: 1 P: 9	R: 2 E: 0 K: 0 S: 5 H: 2 LOB: 0 BB: 0 P: 5	R: 1 E: 0 K: 0 S: 4 H: 1 LOB: 1 BB: 1 P: 8	R: 0 E: 0 K: 1 S: 5 H: 0 LOB: 0 BB: 0 P: 5	R: 0 E: 0 K: 0 S: 3 H: 0 LOB: 0 BB: 0 P: 3	R: 0 E: 0 K: 1 S: 5 H: 0 LOB: 0 BB: 0 P: 5	1B: 6 2B: 1 3B: 0 HR: 1	SF: 0 SAC: 0 DP: 0 HBP: 0			WP: 0 PB: 0 SB: 1 CS: 0		PA: 36	

	AB	34
	R	4
	H	8
	RBI	4
	BB	2
	SO	4
	LOB	8

PITCHER	IP	WLS	BF	H	R	ER	SO	BB	IBB	HBP	BLK	WP	HR	S	P	ERA	WHIP
Craig Swan, R (1, 1) ERA: 3.51	6.0	W	27	8	4	4	2	2	0	0	0	0	1	29	37	6.00	1.667
Skip Lockwood, R (7, 1) ERA: 2.31	3.0	S	9	0	0	0	2	0	0	0	0	0	0	13	13	0.00	0.000

PITCHER	IP	WLS	BF	H	R	ER	SO	BB	IBB	HBP	BLK	WP	HR	S	P	ERA	WHIP

Batter	1	2	3	4	5	6	7	8	9	AB	R	H	RBI	BB	SO	LOB
Mike Phillips, L (1, 4) OBP: 0.324, SLG: 0.376	F5		SF8 3-H	G3 2-3 3-H			F6	4-3		4	0	0	2	0	0	3
Bruce Boisclair, L (1, 8) OBP: 0.341, SLG: 0.361	K		HBP 1B 1-2 2-3 BB	F8			1-3	K		4	0	0	0	1	2	3
John Milner, L (1, 7) OBP: 0.368, SLG: 0.515	K		HBP 1-2 2-3 3-H 1B		K2 BB			SH 2B		3	1	2	1	1	1	0
Dave Kingman, R (1, 9) OBP: 0.284, SLG: 0.529 Leon Brown, R (9, 9) OBP: 0.222, SLG: 0.229		K	G6-4-3 1-2 2-3 3-H HBP		K2 1-2f			SH 1B BB		2 0	1 0	0 0	1 0	1 0	2 0	1 0
Joe Torre, R (1, 3) OBP: 0.351, SLG: 0.433		5-3	G6-4-3 1-2f		F3			SH 1B 2B 1-3 2-H		3	1	0	0	0	0	3
Wayne Garrett, L (1, 5) OBP: 0.361, SLG: 0.316		K		BB 1B BB		4-3		1B 2B IBB		2	2	0	0	2	1	0
Ron Hodges, L (1, 2) OBP: 0.400, SLG: 0.421			BB BB SF8 1B	SH1-4 1B 1-2 G3 BB	F3			K		3	2	1	0	1	1	3
Bud Harrelson, S (1, 6) OBP: 0.360, SLG: 0.292			BB BB 1-2 1B BB	G3 SH1-4 1-2 2-H 1B	K			2B 1-2 2-3 3-H 1B		3	1	2	2	1	1	0
Craig Swan, R (1, 1) OBP: 0.226, SLG: 0.111 Skip Lockwood, R (7, 1) OBP: 0.500, SLG: 0.556			1B BB 1-2 2-3 HBP BB	SH1-4 1-2 2-3		F8		1-3 2-H 3-H 2B		0 2	1 0	0 1	0 2	1 0	0 0	0 0
Inning Stats	R: 0 H: 0 E: 0 LOB: 0 K: 2 BB: 0 S: 7 P: 7	R: 0 H: 0 E: 0 LOB: 0 K: 2 BB: 0 S: 7 P: 7	R: 3 H: 2 E: 0 LOB: 2 K: 0 BB: 3 S: 4 P: 17	R: 2 H: 1 E: 0 LOB: 1 K: 0 BB: 2 S: 4 P: 12	R: 0 H: 0 E: 0 LOB: 0 K: 1 BB: 1 S: 4 P: 8	R: 0 H: 0 E: 0 LOB: 0 K: 1 BB: 0 S: 5 P: 5	R: 0 H: 0 E: 0 LOB: 0 K: 0 BB: 0 S: 3 P: 3	R: 4 H: 3 E: 1 LOB: 2 K: 2 BB: 2 S: 11 P: 19		1B: 4 SF: 1 2B: 3 SAC: 2 3B: 0 DP: 2 HR: 0 HBP: 1				WP: 0 PA: 38 PB: 0 SB: 0 CS: 0		

BOTTOM

Chicago Cubs @ New York Mets

Shea Stadium, Flushing, NY

Sun Jul 04 1976, 3:33 AM EDT

Sunny - 68 F

livebaseballscorecards.com

AB	26
R	9
H	6
RBI	8
BB	8
SO	8
LOB	13

PITCHER		IP	WLS	BF	H	R	ER	SO	BB	IBB	HBP	BLK	WP	HR	S	P	ERA	WHIP
Bill Bonham, R ERA: 4.66	(1, 1)	3.0	L	16	2	5	5	4	5	0	1	0	0	0	18	39	15.00	2.333
Oscar Zamora, R ERA: 4.22	(4, 1)	1.0		4	1	0	0	0	0	0	0	0	0	0	4	4	0.00	1.000
Buddy Schultz, L ERA: 5.06	(5, 1)	1.0		3	0	0	0	1	1	0	0	0	0	0	4	8	0.00	1.000
Mike Garman, R ERA: 6.12	(6, 1)	2.0		9	1	3	3	1	1	0	0	0	0	0	10	14	13.50	1.000
Darold Knowles, L ERA: 3.56	(8, 1)	0.1		4	2	1	1	1	0	1	0	0	0	0	5	9	27.00	6.000

PITCHER		IP	WLS	BF	H	R	ER	SO	BB	IBB	HBP	BLK	WP	HR	S	P	ERA	WHIP
Bruce Sutter, R ERA: 2.03	(8, 1)	0.2		2	0	0	0	1	0	0	0	0	0	0	4	4	0.00	0.000

Batter	1	2	3	4	5	6	7	8	9	AB	R	H	RBI	BB	SO	LOB
Rick Monday, L (1, 8) OBP: 0.369, SLG: 0.515	S S S 0-3 ① K		B B B 4-0 4-3 BB	S S S 0-3 ③ K			S S S 0-3 ① K			3	0	0	0	1	3	2
Jose Cardenal, R (1, 7) OBP: 0.345, SLG: 0.418	X 0-0 ② 6-3		X 0-0 ② 4-3 1-2 2-3		X 0-0 ① 4-3		X 0-0 ② 4-3			4	0	0	0	0	0	2
Manny Trillo, R (1, 4) OBP: 0.303, SLG: 0.304	S S S 0-3 ③ K		S S S 0-3 ③ K		X 0-0 ② 5-3		S S S 0-3 ③ K			4	0	0	0	0	3	2
Jerry Morales, R (1, 9) OBP: 0.304, SLG: 0.396		X 0-0 ① F5		X 0-0 E WP 1B 1B	S S S 0-3 ③ K			X 0-0 ① G1-4-3 1B		4	1	2	0	0	1	0
George Mitterwald, R (1, 2) OBP: 0.262, SLG: 0.292		X 0-0 FC5-4 1B		S S S 0-3 ① K 1-2		X 0-0 ① 5-3		X 0-0 ① ② G1-4-3 1-2f		4	0	1	0	0	1	2
Dave Rosello, R (1, 6) OBP: 0.376, SLG: 0.299		X 0-0 ② FC5-4 1-2f		X 0-0 E6 1B 2-3 1B		X 0-0 ② F3		B B B B 4-0 CS BB		3	1	1	0	1	0	1
Larry Bittner, L (1, 3) OBP: 0.252, SLG: 0.279		S S S 0-3 ③ K		X 0-0 ② 3-4		X 0-0 ③ 4-3		0-0 ③ CS 1-2	X 0-0 ① 6-3	4	0	0	0	0	1	3
Mick Kelleher, R (1, 5) OBP: 0.288, SLG: 0.300			X 0-0 4-3 SH1-4 1B	X 0-0 1B 2-H 3-H 1B			B B B B 4-0 E BB		X 0-0 G4-6-3 1B	3	1	3	2	1	0	0
Ray Burris, R (1, 1) OBP: 0.171, SLG: 0.147			X 0-0 ① SH1-4 1-2	X 0-0 1-3 1B			X 0-0 SH 1-H		X 0-0 ② ③ G4-6-3 1-2f	2	1	1	0	0	0	1
Inning Stats	R: 0 H: 0 E: 0 LOB: 0 K: 2 BB: 0 S: 7 P: 7	R: 0 H: 1 E: 0 LOB: 1 K: 1 BB: 0 S: 6 P: 6	R: 0 H: 1 E: 0 LOB: 2 K: 1 BB: 1 S: 6 P: 10	R: 2 H: 4 E: 1 LOB: 2 K: 2 BB: 0 S: 11 P: 11	R: 0 H: 0 E: 0 LOB: 0 K: 1 BB: 0 S: 5 P: 5	R: 0 H: 0 E: 0 LOB: 0 K: 0 BB: 0 S: 3 P: 3	R: 2 H: 0 E: 1 LOB: 0 K: 2 BB: 1 S: 8 P: 12	R: 0 H: 1 E: 0 LOB: 0 K: 0 BB: 1 S: 2 P: 6	R: 0 H: 1 E: 0 LOB: 0 K: 0 BB: 0 S: 3 P: 3	1B: 8 SF: 0 2B: 0 SAC: 2 3B: 0 DP: 2 HR: 0 HBP: 0						

TOP

Chicago Cubs @ New York Mets

Shea Stadium, Flushing, NY

Sun Jul 04 1976, 3:38 AM EDT

Att. 25,052 - Sunny - 68 F

livebaseballscorecards.com

AB	31
R	4
H	8
RBI	2
BB	3
SO	9
LOB	13

WP: 1 PA: 37
PB: 0
SB: 0
CS: 1

PITCHER		IP	WLS	BF	H	R	ER	SO	BB	IBB	HBP	BLK	WP	HR	S	P	ERA	WHIP
Mickey Lolich, L ERA: 2.93	(1, 1)	7.0	L	30	6	4	2	9	2	0	0	0	1	0	46	54	2.57	1.143
Bob Myrick, L ERA: 2.45	(8, 1)	2.0		6	2	0	0	0	1	0	0	0	0	0	5	9	0.00	1.500

PITCHER	IP	WLS	BF	H	R	ER	SO	BB	IBB	HBP	BLK	WP	HR	S	P	ERA	WHIP

Chicago Cubs @ New York Mets

Shea Stadium, Flushing, NY

Sun Jul 04 1976, 3:38 AM EDT

Att. 25,052 - Sunny - 68 F

livebaseballscorecards.com

BOTTOM

Batter	1	2	3	4	5	6	7	8	9	AB	R	H	RBI	BB	SO	LOB
Bruce Boisclair, L (1, 8) OBP: 0.355, SLG: 0.368	BBBB 4-0 1-3 S 1B BB	x 0-0 ② F7			x 0-0 ① F7		x 0-0 E 1-2 1B		x 0-0 3-1 1B	4	1	2	0	1	0	2
Mike Phillips, L (1, 4) OBP: 0.320, SLG: 0.369	x 0-0 ① 1-3 1-3	x 0-0 ③ F9			x 0-0 1B		x 0-0 E6 1-3 2-H		x 0-0 ② 3-1 1-2	5	0	1	0	0	0	5
John Milner, L (1, 7) OBP: 0.364, SLG: 0.507	x 0-0 1B 3-H 1B	x 0-0 ① F9			x 0-0 ② F5		SSS 0-3 ① K		x 0-0 ③ F7	5	0	1	1	0	1	4
Dave Kingman, R (1, 9) OBP: 0.281, SLG: 0.522	SSS 0-3 ② K	SSS 0-3 ② K			x 0-0 ③ F8		SSS 0-3 ② K			4	0	0	0	0	3	4
Ed Kranepool, L (1, 3) OBP: 0.343, SLG: 0.407	x 0-0 1-3 1B	SSS 0-3 ③ K				x 0-0 ① F9	x 0-0 ③ G3			4	0	1	0	0	1	2
Wayne Garrett, L (1, 5) OBP: 0.356, SLG: 0.310	SSS 0-3 ③ K			x 0-0 ① F5		x 0-0 ② F6		x 0-0 ① F8		4	0	0	0	0	1	2
Jerry Grote, R (1, 2) OBP: 0.329, SLG: 0.320		x 0-0 E 2B		x 0-0 2B		x 0-0 1B		x 0-0 ② F8		4	0	3	0	0	0	0
Bud Harrelson, S (1, 6) OBP: 0.353, SLG: 0.285		x 0-0 E5 SH1-3 2-3		SSS 0-3 ② K		x 0-0 ③ F4		x 0-0 ③ 6-3		4	0	0	0	0	1	3
Mickey Lolich, S (1, 1) OBP: 0.241, SLG: 0.185 Mike Vail, R (7, PH) OBP: 0.308, SLG: 0.308 Bob Myrick, R (8, 1) Joe Torre, R (9, PH) OBP: 0.349, SLG: 0.430		x 0-0 ① SH1-3 1-2		SSS 0-3 ③ K			x 0-0 1B E 1B		x 0-0 ① F9	1 1 0 1	0 1 0 0	0 1 0 0	0 0 0 0	0 0 0 0	1 0 0 0	1 0 0 0
Inning Stats	R: 1 H: 2 E: 0 LOB: 2 K: 2 BB: 1 S: 9 P: 13	R: 0 H: 1 E: 1 LOB: 2 K: 0 BB: 0 S: 5 P: 5	R: 0 H: 0 E: 0 LOB: 0 K: 2 BB: 0 S: 7 P: 7	R: 0 H: 1 E: 0 LOB: 1 K: 2 BB: 0 S: 8 P: 8	R: 0 H: 1 E: 0 LOB: 1 K: 0 BB: 0 S: 4 P: 4	R: 0 H: 1 E: 0 LOB: 1 K: 0 BB: 0 S: 4 P: 4	R: 1 H: 2 E: 1 LOB: 2 K: 2 BB: 0 S: 10 P: 10	R: 0 H: 0 E: 0 LOB: 0 K: 0 BB: 0 S: 3 P: 3	R: 0 H: 1 E: 0 LOB: 1 K: 0 BB: 0 S: 4 P: 4	1B: 7 2B: 2 3B: 0 HR: 0	SF: 0 SAC: 1 DP: 0 HBP: 0			WP: 0 PB: 0 SB: 1 CS: 0	PA: 39		

	AB	37
	R	2
	H	9
	RBI	1
	BB	1
	SO	8
	LOB	23

PITCHER	IP	WLS	BF	H	R	ER	SO	BB	IBB	HBP	BLK	WP	HR	S	P	ERA	WHIP
Ray Burris, R (1, 1) ERA: 4.28	9.0	W	39	9	2	1	8	1	0	0	0	0	0	54	58	1.00	1.111

PITCHER	IP	WLS	BF	H	R	ER	SO	BB	IBB	HBP	BLK	WP	HR	S	P	ERA	WHIP

Batter	1	2	3	4	5	6	7	8	9	AB	R	H	RBI	BB	SO	LOB
Bruce Boisclair, L (1, 8) OBP: 0.357, SLG: 0.374	S S S 0-3 ① K		x 0-0 2B		x 0-0 ① 1-3		B B B B 4-0 E SF8 BB		x 0-0 ① 1-3	4	1	1	0	1	1	0
Felix Millan, R (1, 4) OBP: 0.315, SLG: 0.333	x 0-0 ② F3		x 0-0 ② F4		x 0-0 4-1 1B 1B		x 0-0 E5 1B 1-3 1B		x 0-0 1B 1B	5	2	2	0	0	0	2
John Milner, L (1, 7) OBP: 0.365, SLG: 0.502	x 0-0 PB 1B		B B B B 4-0 BB		x 0-0 ② 4-1 1-2		S S S 0-3 ① K		x 0-0 ② F8	4	0	1	0	1	1	4
Dave Kingman, R (1, 9) OBP: 0.283, SLG: 0.522	S S S 0-3 ③ K 1-2		x 0-0 ③ F7		x 0-0 2-H 1B		x 0-0 ② SF8 3-H		x 0-0 1-2 1B	4	0	2	2	0	1	3
Ed Kranepool, L (1, 3) OBP: 0.344, SLG: 0.405		x 0-0 ① F8	B B B B 4-0 FC1-6 BB	x 0-0 ③ F8		x 0-0 1-H 1B		x 0-0 ③ F6	4	0	1	1	1	0	3
Jerry Grote, R (1, 2) OBP: 0.332, SLG: 0.320		B B B B 4-0 BB	x 0-0 ① FC1-6 2B 1-2f		x 0-0 1B	x 0-0 ③ F5			3	0	1	0	1	0	2
Roy Staiger, R (1, 5) OBP: 0.237, SLG: 0.239		x 0-0 ② F7	x 0-0 1-3 2B		x 0-0 ① F4			x 0-0 ① 1-3		4	0	1	0	0	0	2
Bud Harrelson, S (1, 6) OBP: 0.351, SLG: 0.284		x 0-0 ③ F7	x 0-0 ② F2		x 0-0 ② F7			x 0-0 G4-6-3 1B		4	0	1	0	0	0	4
Bob Apodaca, R (1, 1) OBP: 0.273, SLG: 0.300 Bob Myrick, R (4, 1) Mike Vail, R (6, PH) OBP: 0.286, SLG: 0.286 Ken Sanders, R (6, 1) Joe Torre, R (8, PH) OBP: 0.347, SLG: 0.428 Skip Lockwood, R (8, 1) OBP: 0.500, SLG: 0.556			x 0-0 ① S S S F3	 0-3 ③ K		x 0-0 ③ 5-3		x 0-0 ② ③ G4-6-3 1-2f		2 0 1 0 1 0	0 0 0 0 0 0	0 0 0 0 0 0	0 0 0 0 0 0	0 0 0 0 0 0	1 0 0 0 0 0	2 0 1 0 1 0
Inning Stats	R: 0 E: 0 K: 2 S: 8 H: 1 LOB: 1 BB: 0 P: 8	R: 0 E: 0 K: 0 S: 3 H: 0 LOB: 1 BB: 1 P: 7	R: 0 E: 0 K: 0 S: 4 H: 1 LOB: 2 BB: 1 P: 8	R: 0 E: 0 K: 1 S: 6 H: 1 LOB: 2 BB: 1 P: 10	R: 1 E: 0 K: 0 S: 5 H: 2 LOB: 1 BB: 0 P: 5	R: 0 E: 0 K: 0 S: 4 H: 1 LOB: 1 BB: 0 P: 4	R: 2 E: 1 K: 1 S: 7 H: 1 LOB: 1 BB: 1 P: 11	R: 0 E: 0 K: 0 S: 3 H: 1 LOB: 0 BB: 0 P: 3	R: 0 E: 0 K: 0 S: 5 H: 2 LOB: 2 BB: 0 P: 5	1B: 8 2B: 2 3B: 0 HR: 0 SF: 1 SAC: 0 DP: 1 HBP: 0				WP: 0 PB: 1 SB: 0 CS: 0	PA: 41	

PITCHER		IP	WLS	BF	H	R	ER	SO	BB	IBB	HBP	BLK	WP	HR	S	P	ERA	WHIP
Joe Niekro, R ERA: 3.65	(1, 1)	6.2	W	32	7	3	1	4	4	0	0	0	0	0	36	52	1.35	1.650
Ken Forsch, R ERA: 1.93	(7, 1)	2.1		9	3	0	0	0	0	0	0	0	0	0	9	9	0.00	1.286

PITCHER	IP	WLS	BF	H	R	ER	SO	BB	IBB	HBP	BLK	WP	HR	S	P	ERA	WHIP

TOP

New York Mets @ Houston Astros

Astrodome, Houston, TX

Mon Jul 05 1976, 8:05 PM EDT

Att. 14,037 - Dome

livebaseballscorecards.com

AB	36
R	3
H	10
RBI	3
BB	4
SO	4
LOB	24

New York Mets @ Houston Astros

Astrodome, Houston, TX

Mon Jul 05 1976, 8:05 PM EDT

Att. 14,037 - Dome

BOTTOM

Batter	1	2	3	4	5	6	7	8	9	AB	R	H	RBI	BB	SO	LOB
Enos Cabell, R (1, 5) OBP: 0.336, SLG: 0.357	1-4-3 / 4-3 / 1B		6-3	SF7 / 3-H		K				3	0	1	1	0	1	0
Rob Andrews, R (1, 4) OBP: 0.356, SLG: 0.361	4-3 / 1-2		F8	F4			4-3			4	0	0	0	0	0	1
Cesar Cedeno, R (1, 8) OBP: 0.349, SLG: 0.498	1-4-3 / IBB			HR / 1B	1B / FC4-6 / 1B		F7			3	2	2	0	1	0	0
Bob Watson, R (1, 3) OBP: 0.348, SLG: 0.416	1-4-3 / 1-2 / 2-3			1-H / HR	FC4-6 / 1-3 / 1B		6-3			4	1	2	2	0	0	2
Jose Cruz, L (1, 9) OBP: 0.387, SLG: 0.381	3-1			1B / 2B / 1B	FC4-6 / 4-3 / S / 1-2f / 3-H			6-3		4	1	1	1	0	0	3
Cliff Johnson, R (1, 7) OBP: 0.364, SLG: 0.386 Wilbur Howard, S (8, 7) OBP: 0.243, SLG: 0.277		F9		2B / 3B / 1B / 1-2	4-3 / 1-3			K		3 1	1 0	1 0	0 0	0 0	0 1	1 0
Ed Herrmann, L (1, 2) OBP: 0.270, SLG: 0.298		F7		3B / 2B / 1-3 / 2-H	K			F8		4	1	1	1	0	1	1
Roger Metzger, S (1, 6) OBP: 0.316, SLG: 0.305		F8		SF7 / 3B / 2-H / 3-H		1-3				3	1	1	2	0	0	0
Joe Niekro, R (1, 1) OBP: 0.217, SLG: 0.364 Ken Forsch, R (7, 1) OBP: 0.286, SLG: 0.167		F9		1-3		5-3				3 0	0 0	0 0	0 0	0 0	0 0	1 0
Inning Stats	R: 0 E: 0 K: 0 S: 4 H: 1 LOB: 2 BB: 1 P: 8	R: 0 E: 0 K: 0 S: 3 H: 0 LOB: 0 BB: 0 P: 3	R: 0 E: 0 K: 0 S: 3 H: 0 LOB: 0 BB: 0 P: 3	R: 6 E: 0 K: 0 S: 9 H: 6 LOB: 0 BB: 0 P: 9	R: 1 E: 0 K: 1 S: 7 H: 2 LOB: 1 BB: 0 P: 7	R: 0 E: 0 K: 1 S: 5 H: 0 LOB: 0 BB: 0 P: 5	R: 0 E: 0 K: 0 S: 3 H: 0 LOB: 0 BB: 0 P: 3	R: 0 E: 0 K: 1 S: 5 H: 0 LOB: 0 BB: 0 P: 5		1B: 6 2B: 1 3B: 1 HR: 1	SF: 1 SAC: 0 DP: 0 HBP: 0			WP: 0 PB: 0 SB: 1 CS: 0	PA: 34		

livebaseballscorecards.com

AB	32
R	7
H	9
RBI	7
BB	1
SO	3
LOB	9

PITCHER		IP	WLS	BF	H	R	ER	SO	BB	IBB	HBP	BLK	WP	HR	S	P	ERA	WHIP
Bob Apodaca, R ERA: 2.7	(1, 1)	3.0	L	17	7	6	6	0	0	1	0	0	0	1	16	20	18.00	2.333
Bob Myrick, L ERA: 2.89	(4, 1)	2.0		8	2	1	1	1	0	0	0	0	0	0	10	10	4.50	1.000
Ken Sanders, R ERA: 1.8	(6, 1)	2.0		6	0	0	0	1	0	0	0	0	0	0	8	8	0.00	0.000
Skip Lockwood, R ERA: 2.27	(8, 1)	1.0		3	0	0	0	1	0	0	0	0	0	0	5	5	0.00	0.000

PITCHER	IP	WLS	BF	H	R	ER	SO	BB	IBB	HBP	BLK	WP	HR	S	P	ERA	WHIP

Batter	1	2	3	4	5	6	7	8	9	10	AB	R	H	RBI	BB	SO	LOB
Mike Phillips, L (1, 5) OBP: 0.329, SLG: 0.368	6-3		G5-4-3 BB		F7		BB		SH1-4 1B		3	0	1	0	2	0	1
Bruce Boisclair, L (1, 8) OBP: 0.363, SLG: 0.379	2B K 1B		G5-4-3			WP 1B	F8		SH1-4		4	0	2	0	0	0	5
John Milner, L (1, 7) OBP: 0.361, SLG: 0.500	2B			F2		K	G3		F4		5	0	1	0	0	1	5
Dave Kingman, R (1, 9) OBP: 0.284, SLG: 0.523	K			4-3 2B		1B		K	K		5	0	2	0	0	3	3
Ed Kranepool, L (1, 3) OBP: 0.338, SLG: 0.397		F8		4-3		F4		4-3		4-3	5	0	0	0	0	0	3
Jerry Grote, R (1, 2) OBP: 0.333, SLG: 0.316 Leon Brown, R (10, PR) OBP: 0.222, SLG: 0.229 Ron Hodges, L (10, 2) OBP: 0.400, SLG: 0.421		F2		F9		F7		BB BB BB		1B BB	3 0 0	0 0 0	0 0 0	0 0 0	2 0 0	0 0 0	3 0 0
Felix Millan, R (1, 4) OBP: 0.316, SLG: 0.330	K CS		G6-4-3 BB			6-3	BB			F7	3	0	0	0	2	1	1
Bud Harrelson, S (1, 6) OBP: 0.367, SLG: 0.292	CS	BB 1B		G6-4-3		BB WP	BB			1B	2	0	2	0	3	0	0
Jon Matlack, L (1, 1) OBP: 0.231, SLG: 0.152 Joe Torre, R (10, PH) OBP: 0.345, SLG: 0.425 Skip Lockwood, R (10, 1) OBP: 0.500, SLG: 0.556		K		G6-4-3		BB		K		6-3	3 1 0	0 0 0	0 0 0	0 0 0	1 0 0	2 0 0	6 2 0
Inning Stats	R: 0 H: 2 E: 0 LOB: 2 K: 1 BB: 0 S: 6 P: 6	R: 0 H: 0 E: 0 LOB: 0 K: 1 BB: 0 S: 5 P: 5	R: 0 H: 1 E: 0 LOB: 1 K: 1 BB: 1 S: 5 P: 9	R: 0 H: 1 E: 0 LOB: 1 K: 0 BB: 0 S: 4 P: 4	R: 0 H: 0 E: 0 LOB: 1 K: 0 BB: 2 S: 2 P: 10	R: 0 H: 2 E: 0 LOB: 2 K: 1 BB: 0 S: 7 P: 7	R: 0 H: 0 E: 0 LOB: 3 K: 0 BB: 3 S: 3 P: 15	R: 0 H: 0 E: 0 LOB: 3 K: 2 BB: 3 S: 7 P: 19	R: 0 H: 1 E: 0 LOB: 1 K: 1 BB: 0 S: 6 P: 6	R: 0 H: 1 E: 0 LOB: 2 K: 0 BB: 1 S: 4 P: 8	1B: 6 2B: 2 3B: 0 HR: 0	SF: 0 SAC: 1 DP: 2 HBP: 0						

PITCHER	IP	WLS	BF	H	R	ER	SO	BB	IBB	HBP	BLK	WP	HR	S	P	ERA	WHIP
J.R. Richard, R (1, 1) ERA: 2.9	10.0	W	45	8	0	0	7	10	0	0	0	2	0	49	89	0.00	1.800

PITCHER	IP	WLS	BF	H	R	ER	SO	BB	IBB	HBP	BLK	WP	HR	S	P	ERA	WHIP

TOP

New York Mets @ Houston Astros

Astrodome, Houston, TX

Tue Jul 06 1976, 8:05 PM EDT

Att. 10,671 - Dome

livebaseballscorecards.com

AB	34
R	0
H	8
RBI	0
BB	10
SO	7
LOB	29

WP: 2	PA: 46		
PB: 1			
SB: 0			
CS: 1			

Batter	1	2	3	4	5	6	7	8	9	10	AB	R	H	RBI	BB	SO	LOB
Enos Cabell, R (1, 5) OBP: 0.338, SLG: 0.367	2B		K			F5		6-3-2 2B			4	0	2	0	0	1	0
Rob Andrews, R (1, 4) OBP: 0.349, SLG: 0.354	K			6-3		F6		6-3-2 2-Hf			4	0	0	0	0	1	2
Cesar Cedeno, R (1, 8) OBP: 0.345, SLG: 0.491	6-3			6-3		6-3			F3		4	0	0	0	0	0	1
Bob Watson, R (1, 3) OBP: 0.353, SLG: 0.418	5-3			FC6-4 1B			FC5-4 1B		E BB		3	0	2	0	1	0	1
Leon Roberts, R (1, 9) OBP: 0.389, SLG: 0.552		5-3		FC6-4 1-2f			FC5-4 WP 1-2f		E5 G6-3 1-3		4	0	0	0	0	0	3
Cliff Johnson, R (1, 7) OBP: 0.364, SLG: 0.382 Ed Herrmann, L (8, 2) OBP: 0.268, SLG: 0.295		F8	6-3				BB 1-2		G6-3 1-2f		2 1	0 0	0 0	0 0	1 0	0 0	0 2
Skip Jutze, R (1, 2) OBP: 0.165, SLG: 0.200 Wilbur Howard, S (7, PH) OBP: 0.246, SLG: 0.280 (8, 7)		6-3		4-3			K		E1 1B		2 2	0 1	0 1	0 0	0 0	0 1	0 2
Roger Metzger, S (1, 6) OBP: 0.317, SLG: 0.307 Jerry Davanon, R (7, PH) OBP: 0.410, SLG: 0.588 (8, 6)			K	1B			6-3		1B 3-H		2 2	0 0	1 1	0 1	0 0	1 0	0 2
J.R. Richard, R (1, 1) OBP: 0.098, SLG: 0.120			F7	K				1-3			3	0	0	0	0	1	1
Inning Stats	R: 0 H: 1 E: 0 LOB: 1 K: 1 BB: 0 S: 6 P: 6	R: 0 H: 0 E: 0 LOB: 0 K: 0 BB: 0 S: 3 P: 3	R: 0 H: 0 E: 0 LOB: 0 K: 2 BB: 0 S: 7 P: 7	R: 0 H: 1 E: 0 LOB: 1 K: 0 BB: 0 S: 4 P: 4	R: 0 H: 1 E: 0 LOB: 1 K: 1 BB: 0 S: 6 P: 6	R: 0 H: 0 E: 0 LOB: 0 K: 0 BB: 0 S: 3 P: 3	R: 0 H: 1 E: 0 LOB: 2 K: 1 BB: 1 S: 6 P: 10	R: 0 H: 1 E: 0 LOB: 0 K: 0 BB: 0 S: 3 P: 3	R: 0 H: 0 E: 1 LOB: 1 K: 0 BB: 1 S: 3 P: 7	R: 1 H: 2 E: 1 LOB: 1 K: 0 BB: 0 S: 2 P: 2	1B: 5 SF: 0 2B: 3 SAC: 0 3B: 0 DP: 2 HR: 0 HBP: 0						

PITCHER		IP	WLS	BF	H	R	ER	SO	BB	IBB	HBP	BLK	WP	HR	S	P	ERA	WHIP
Jon Matlack, L ERA: 2.45	(1, 1)	9.0		33	5	0	0	5	2	0	0	0	1	0	41	49	0.00	0.778
Skip Lockwood, R ERA: 2.27	(10, 1)	0.0	L	2	2	1	0	0	0	0	0	0	0	0	2	2	∞	∞

PITCHER	IP	WLS	BF	H	R	ER	SO	BB	IBB	HBP	BLK	WP	HR	S	P	ERA	WHIP

New York Mets @ Houston Astros

Astrodome, Houston, TX

Tue Jul 06 1976, 8:05 PM EDT

Att. 10,671 - Dome

BOTTOM

livebaseballscorecards.com

AB	33
R	1
H	7
RBI	1
BB	2
SO	5
LOB	14

WP: 1 PA: 35
PB: 0
SB: 0
CS: 0

New York Mets @ Houston Astros

Astrodome, Houston, TX

Wed Jul 07 1976, 8:05 PM EDT

Att. 12,608 - Dome

TOP

livebaseballscorecards.com

Batter	1	2	3	4	5	6	7	8	9	AB	R	H	RBI	BB	SO	LOB
Mike Phillips, L (1, 5) OBP: 0.342, SLG: 0.387	E 2B	1B 2B 1B 1-2 2-H	SF8 3-H		WP 6-3 BB BBB	E1 1-2 2-3			FC4-6 1B	4	2	3	2	1	0	2
Felix Millan, R (1, 4) OBP: 0.317, SLG: 0.330	F1	2B 1B 1-2 2-3	1B 1-2		6-3 1-2	FC5 3-Hf			FC4-6 BB 1B 1B 1-2f	6	1	2	0	0	0	6
John Milner, L (1, 7) OBP: 0.362, SLG: 0.502 Leon Brown, R (8, 7) OBP: 0.243, SLG: 0.250	E1 SF8 2-H 1B	2B 1-3 2-H 3-H	K SSS		4-3 2-3		F4		BB 1-2 1B	5 1	1 1	2 1	3 1	0 0	1 0	3 0
Dave Kingman, R (1, 9) OBP: 0.288, SLG: 0.524	SF8 3-H	IBB III	F7			E PB 2B	F7		1B WP BB 1-2 2-3 BBBB	3	2	1	1	2	0	0
Ed Kranepool, L (1, 3) OBP: 0.337, SLG: 0.395 Joe Torre, R (2, PH) OBP: 0.347, SLG: 0.424 (2, 3)	4-3	F4	K SSS			E2 PB 1B 1B 2-3	F7		WP 1B 1-3 2-H 3-H	1 5	0 1	0 2	0 2	0 0	0 1	0 3
Bruce Boisclair, L (1, 8) OBP: 0.361, SLG: 0.376		FC6-4 1B 3-4	F9	1B 1B		F8		4-3 SSS	K 1-2 3-H	6	1	2	0	0	1	6
Jerry Grote, R (1, 2) OBP: 0.343, SLG: 0.329 Ron Hodges, L (8, 2) OBP: 0.396, SLG: 0.416		FC6-4 1-3 1B	F9	1B 1-2 1B		E 1B FC5 2-3 3-H BB BBBB		2B	G3	4 1	0 0	3 0	0 0	1 0	0 0	0 1
Bud Harrelson, S (1, 6) OBP: 0.367, SLG: 0.301		FC6-4 1B 1-2f 1B 3-H	1B SF8 2B	F5		E 1-2 1B 3-H		F8		5	2	2	2	0	0	4
Jerry Koosman, R (1, 1) OBP: 0.333, SLG: 0.344 Ken Sanders, R (9, 1)		1B 1B 2B 1-2 1B	1B 2-3 1B		F3 SSS	K		5-3		5 0	1 0	2 0	0 0	0 0	1 0	3 0
Inning Stats	R: 2 E: 1 K: 0 S: 5 H: 2 LOB: 0 BB: 0 P: 5	R: 4 E: 0 K: 0 S: 9 H: 6 LOB: 3 BB: 1 P: 13	R: 1 E: 0 K: 1 S: 8 H: 3 LOB: 2 BB: 0 P: 8	R: 0 E: 0 K: 1 S: 7 H: 2 LOB: 2 BB: 0 P: 7	R: 0 E: 0 K: 0 S: 3 H: 0 LOB: 1 BB: 1 P: 7	R: 2 E: 2 K: 1 S: 9 H: 3 LOB: 3 BB: 1 P: 13	R: 0 E: 0 K: 0 S: 3 H: 0 LOB: 0 BB: 0 P: 3	R: 0 E: 0 K: 0 S: 4 H: 1 LOB: 1 BB: 0 P: 4	R: 3 E: 0 K: 1 S: 8 H: 3 LOB: 1 BB: 1 P: 12	1B: 15 2B: 5 3B: 0 HR: 0 SF: 2 SAC: 0 DP: 0 HBP: 0						

	AB	46
	R	12
	H	20
	RBI	10
	BB	4
	SO	4
	LOB	28

WP: 2 PB: 1 SB: 1 CS: 0 PA: 52

PITCHER		IP	WLS	BF	H	R	ER	SO	BB	IBB	HBP	BLK	WP	HR	S	P	ERA	WHIP
Joaquin Andujar, R ERA: 4.74	(1, 1)	1.1	L	11	7	6	5	0	0	0	0	0	0	0	11	11	33.75	5.250
Paul Siebert, L ERA: 3.16	(2, 1)	2.2		15	6	1	1	2	0	1	0	0	0	0	18	22	3.38	2.250
Tom Griffin, R ERA: 5.01	(5, 1)	2.0		12	3	2	1	1	2	0	0	0	1	0	12	20	4.50	2.500
Gilberto Rondon, R ERA: 5.93	(7, 1)	3.0		14	4	3	3	1	1	0	0	0	1	0	15	19	9.00	1.667

PITCHER	IP	WLS	BF	H	R	ER	SO	BB	IBB	HBP	BLK	WP	HR	S	P	ERA	WHIP

New York Mets @ Houston Astros

Astrodome, Houston, TX

Wed Jul 07 1976, 8:05 PM EDT

Att. 12,608 - Dome

livebaseballscorecards.com

BOTTOM

Batter	1	2	3	4	5	6	7	8	9	AB	R	H	RBI	BB	SO	LOB
Enos Cabell, R (1, 5) OBP: 0.336, SLG: 0.364	0-0 1B 1B 1B		0-0 ① F8	0-0 ②③ G6-4-3 1-2f			SSS 0-3 ① K	SSS 0-3 ③ K		5	0	1	0	0	2	3
Rob Andrews, R (1, 4) OBP: 0.342, SLG: 0.346	0-0 ① F4		0-0 ② F8		0-0 ① 1-6-3		0-0 ② F8		0-0 ① 6-3	5	0	0	0	0	0	1
Cesar Cedeno, R (1, 8) OBP: 0.348, SLG: 0.493 Gilberto Rondon, R (7, 1) OBP: 0.286, SLG: 0.286 Ken Boswell, L (9, PH) OBP: 0.316, SLG: 0.347	0-0 1B 1-2 1B		0-0 ③ 1B		0-0 ② 5-3		0-0 E3 1B		0-0 2B	3 1 1	0 0 0	2 0 1	0 0 0	0 0 0	0 0 0	0 0 0
Bob Watson, R (1, 3) OBP: 0.354, SLG: 0.418	SSS 0-3 ② K			0-0 BB BB 5-3 1B	0-0 ③ F9		0-0 2-3 1B		SSS 0-3 ② K	5	1	2	0	0	2	3
Leon Roberts, R (1, 9) OBP: 0.397, SLG: 0.558	0-0 1-2 2-3 1B			BBBB 4-0 5-3 BB 1-2 1B BB		0-0 2B	0-0 ③ F4		SSS 0-3 ③ K	4	1	2	0	1	1	3
Cliff Johnson, R (1, 7) OBP: 0.362, SLG: 0.376	SSS 0-3 ③ K			BBBB 4-0 1B 5-3 1-2 2-3 BB		0-0 ① 5-3		0-0 ① 5-3		3	0	0	0	1	1	4
Skip Jutze, R (1, 2) OBP: 0.181, SLG: 0.205		0-0 ① 5-3		0-0 ① 5-3 1-2 2-3 3-H		BBBB 4-0 FC6-4 BB		0-0 3B 1B		3	1	1	1	1	0	2
Roger Metzger, S (1, 6) OBP: 0.320, SLG: 0.318		SSS 0-3 ② K		0-0 BB 2-3 3-H 1B		0-0 ② F4		0-0 1-H SF7 3B		4	1	2	2	0	1	2
Joaquin Andujar, S (1, 1) OBP: 0.227, SLG: 0.227 Paul Siebert, L (2, 1) Jerry Davanon, R (4, PH) OBP: 0.425, SLG: 0.588 Tom Griffin, R (5, 1) Wilbur Howard, S (6, PH) OBP: 0.243, SLG: 0.278 (7, 8)		0-0 6-3		BBBB 4-0 G6-4-3 1-2 BB		0-0 ③ FC6-4 1-2f		0-0 ② SF7 3-H		0 1 0 0 1	0 0 0 0 0	0 0 0 0 0	0 0 0 0 0	0 0 1 0 0	0 0 0 0 0	0 0 0 0 2
Inning Stats	R: 0 E: 0 K: 2 S: 10 H: 3 LOB: 3 BB: 0 P: 10	R: 0 E: 0 K: 1 S: 5 H: 0 LOB: 0 BB: 0 P: 5	R: 0 E: 0 K: 0 S: 3 H: 1 LOB: 1 BB: 0 P: 3	R: 2 E: 0 K: 0 S: 4 H: 2 LOB: 2 BB: 3 P: 16	R: 0 E: 0 K: 0 S: 3 H: 0 LOB: 0 BB: 0 P: 3	R: 0 E: 0 K: 0 S: 4 H: 1 LOB: 2 BB: 1 P: 8	R: 0 E: 1 K: 1 S: 7 H: 1 LOB: 2 BB: 0 P: 7	R: 2 E: 0 K: 1 S: 7 H: 2 LOB: 0 BB: 0 P: 7	R: 0 E: 0 K: 2 S: 8 H: 1 LOB: 1 BB: 0 P: 8	1B: 8 2B: 2 3B: 1 HR: 0 SF: 1 SAC: 0 DP: 1 HBP: 0						

	AB	36
	R	4
	H	11
	RBI	4
	BB	4
	SO	7
	LOB	20

WP: 0 PB: 0 SB: 0 CS: 0 PA: 41

PITCHER		IP	WLS	BF	H	R	ER	SO	BB	IBB	HBP	BLK	WP	HR	S	P	ERA	WHIP
Jerry Koosman, L ERA: 3.92	(1, 1)	8.0	W	37	10	4	4	5	4	0	0	0	0	0	43	59	4.50	1.750
Ken Sanders, R ERA: 1.73	(9, 1)	1.0		4	1	0	0	2	0	0	0	0	0	0	8	8	0.00	1.000

PITCHER	IP	WLS	BF	H	R	ER	SO	BB	IBB	HBP	BLK	WP	HR	S	P	ERA	WHIP

New York Mets @ Atlanta Braves

Atlanta-Fulton County Stadium, Atlanta, GA

Thu Jul 08 1976, 7:05 PM EDT

Att. 10,522 - Unknown

TOP

livebaseballscorecards.com

Batter	1	2	3	4	5	6	7	8	9	AB	R	H	RBI	BB	SO	LOB
Mike Phillips, L (1, 6) OBP: 0.346, SLG: 0.404	FC4-6 1B		F6		1-H FC6-2 3B			F9		4	0	2	1	0	0	0
Felix Millan, R (1, 4) OBP: 0.313, SLG: 0.325	L7			6-3	FC6-2 S 3-H			F8		4	0	0	0	0	0	2
John Milner, L (1, 7) OBP: 0.357, SLG: 0.493	FC4-6 1-2f			F4	F9 1-2			G3		4	0	0	0	0	0	2
Dave Kingman, R (1, 9) OBP: 0.285, SLG: 0.518	K			F3		5-3			K	4	0	0	0	0	2	1
Ed Kranepool, L (1, 3) OBP: 0.336, SLG: 0.393		G3			FC1 E 1B 1B	F8			4-3	4	1	1	0	0	0	0
Bruce Boisclair, L (1, 8) OBP: 0.366, SLG: 0.375		1-3			E 1-2 1B 1B	4-3			S 1B BB	3	2	1	0	1	0	0
Ron Hodges, L (1, 2) OBP: 0.389, SLG: 0.407		4-3			FC1 1-3 2-H 1B		F8		1-H 1B	4	1	1	1	0	0	1
Wayne Garrett, L (1, 5) OBP: 0.355, SLG: 0.309			K		FC1-6 2-H 3-H 1B		G3		G3	4	0	1	2	0	1	1
Tom Seaver, R (1, 1) OBP: 0.196, SLG: 0.089			F9		FC1-6 1-2f 3B		6-3			3	1	0	0	0	0	1

	AB	R	H	RBI	BB	SO	LOB
	34	5	6	4	1	3	8

Inning Stats	1	2	3	4	5	6	7	8	9
	R: 0 E: 0 K: 1 S: 6	R: 0 E: 0 K: 0 S: 3	R: 0 E: 0 K: 1 S: 5	R: 0 E: 0 K: 0 S: 3	R: 4 E: 1 K: 0 S: 8	R: 0 E: 0 K: 0 S: 3	R: 0 E: 0 K: 0 S: 3	R: 0 E: 0 K: 0 S: 3	R: 1 E: 0 K: 1 S: 6
	H: 1 LOB: 1 BB: 0 P: 6	H: 0 LOB: 0 BB: 0 P: 3	H: 0 LOB: 0 BB: 0 P: 5	H: 0 LOB: 0 BB: 0 P: 3	H: 4 LOB: 1 BB: 0 P: 8	H: 0 LOB: 0 BB: 0 P: 3	H: 0 LOB: 0 BB: 0 P: 3	H: 0 LOB: 0 BB: 0 P: 3	H: 1 LOB: 1 BB: 1 P: 10

1B: 5 2B: 0 3B: 1 HR: 0 SF: 0 SAC: 0 DP: 0 HBP: 0

WP: 0 PB: 0 SB: 2 CS: 0 PA: 35

PITCHER		IP	WLS	BF	H	R	ER	SO	BB	IBB	HBP	BLK	WP	HR	S	P	ERA	WHIP
Frank LaCorte, R (1, 1) ERA: 6.92	(1, 1)	4.1	L	19	5	4	3	2	0	0	0	0	0	0	23	23	6.23	1.154
Bruce Dal Canton, R ERA: 2.19	(5, 1)	1.2		5	0	0	0	0	0	0	0	0	0	0	5	5	0.00	0.000
Carl Morton, R ERA: 5.28	(7, 1)	2.0		6	0	0	0	0	0	0	0	0	0	0	6	6	0.00	0.000
Pablo Torrealba, L ERA: 6.43	(9, 1)	1.0		5	1	1	1	1	1	0	0	0	0	0	6	10	9.00	2.000

PITCHER		IP	WLS	BF	H	R	ER	SO	BB	IBB	HBP	BLK	WP	HR	S	P	ERA	WHIP

New York Mets @ Atlanta Braves

Atlanta-Fulton County Stadium, Atlanta, GA

Thu Jul 08 1976, 7:05 PM EDT

Att. 10,522 - Unknown

BOTTOM

livebaseballscorecards.com

Batter	1	2	3	4	5	6	7	8	9	AB	R	H	RBI	BB	SO	LOB
Rowland Office, L (1, 8) OBP: 0.371, SLG: 0.393	3-1		G3			F7		4-3		4	0	0	0	0	0	3
Rod Gilbreath, R (1, 4) OBP: 0.374, SLG: 0.441	K			6-3		FC5-4 1-2 2-H			E 1B 1B	4	1	2	1	0	1	0
Jimmy Wynn, R (1, 7) OBP: 0.409, SLG: 0.422	K			K		FC5-4 1-2f 2-3			F4 1-2	4	0	0	0	0	2	3
Willie Montanez, L (1, 3) OBP: 0.355, SLG: 0.437		6-3		L7		F9			F6	4	0	0	0	0	0	3
Ken Henderson, S (1, 9) OBP: 0.359, SLG: 0.400		K			F8		F8		2-H 1B	4	0	1	1	0	1	0
Darrel Chaney, S (1, 6) OBP: 0.342, SLG: 0.357		K			K	F8			K	4	0	0	0	0	3	1
Jerry Royster, R (1, 5) OBP: 0.304, SLG: 0.305			FC3-6 1B		6-3		6-3			3	0	1	0	0	0	0
Biff Pocoroba, S (1, 2) OBP: 0.295, SLG: 0.267			FC3-6 1-2f			1B 1B		F6		3	1	1	0	0	0	1
Frank LaCorte, R (1, 1) Bruce Dal Canton, R (5, 1) OBP: 0.333, SLG: 0.333 Cito Gaston, R (6, PH) OBP: 0.424, SLG: 0.483 Carl Morton, R (7, 1) OBP: 0.207, SLG: 0.160 Dave May, L (8, PH) OBP: 0.304, SLG: 0.299 Pablo Torrealba, L (9, 1)			K			FC5-4 1-2 1B		F6		1 0 1 0 1 0	0 0 0 0 0 0	0 0 1 0 0 0	0 0 0 0 0 0	1 0 0 0 0 0	1 0 0 0 0 0	1 0 0 0 0 0

Inning Stats	R: 0 E: 0 K: 2 S: 7	H: 0 LOB: 0 BB: 0 P: 7	R: 0 E: 0 K: 2 S: 7	H: 0 LOB: 0 BB: 0 P: 7	R: 0 E: 0 K: 1 S: 6	H: 1 LOB: 1 BB: 0 P: 6	R: 0 E: 0 K: 1 S: 5	H: 0 LOB: 0 BB: 0 P: 5	R: 0 E: 0 K: 1 S: 5	H: 0 LOB: 0 BB: 0 P: 5	R: 1 E: 0 K: 0 S: 6	H: 3 LOB: 2 BB: 0 P: 6	R: 0 E: 0 K: 0 S: 3	H: 0 LOB: 0 BB: 0 P: 3	R: 0 E: 0 K: 0 S: 3	H: 0 LOB: 0 BB: 0 P: 3	R: 1 E: 1 K: 1 S: 7	H: 2 LOB: 1 BB: 0 P: 7	1B: 6 2B: 0 3B: 0 HR: 0	SF: 0 SAC: 0 DP: 0 HBP: 0	WP: 0 PB: 0 SB: 0 CS: 0	PA: 33

	AB	33
	R	2
	H	6
	RBI	2
	BB	0
	SO	8
	LOB	12

PITCHER		IP	WLS	BF	H	R	ER	SO	BB	IBB	HBP	BLK	WP	HR	S	P	ERA	WHIP
Tom Seaver, R ERA: 2.81	(1, 1)	9.0	W	33	6	2	1	8	0	0	0	0	0	0	49	49	1.00	0.667

PITCHER	IP	WLS	BF	H	R	ER	SO	BB	IBB	HBP	BLK	WP	HR	S	P	ERA	WHIP

New York Mets @ Atlanta Braves

Atlanta-Fulton County Stadium, Atlanta, GA

Fri Jul 09 1976, 7:05 PM EDT

Att. 12,871 - Unknown

TOP

livebaseballscorecards.com

Batter	1	2	3	4	5	6	7	8	9	AB	R	H	RBI	BB	SO	LOB
Mike Phillips, L (1, 6) OBP: 0.343, SLG: 0.400	0-0 1B	0-1 CI		0-0 F8			0-0 E4 FC3-6		0-0 4-3	4	0	1	0	0	0	2
Felix Millan, R (1, 4) OBP: 0.312, SLG: 0.324	0-0 1-2 1B	0-0 F7			0-0 6-3		0-0 FC3-6 1-2f			4	0	1	0	0	0	3
John Milner, L (1, 7) OBP: 0.351, SLG: 0.485	0-0 F5		0-0 4-3		0-0 F8		0-3 K			4	0	0	0	0	1	3
Dave Kingman, R (1, 9) OBP: 0.285, SLG: 0.524	0-3 K		0-3 K		0-0 F7			0-0 HR		4	1	1	1	0	2	2
Ed Kranepool, L (1, 3) OBP: 0.335, SLG: 0.395	0-0 1-3		0-0 F6			0-0 1B 2B		0-0 4-3		4	1	1	0	0	0	2
Ron Hodges, L (1, 2) OBP: 0.384, SLG: 0.400		0-0 6-3		0-0 F7		0-0 G5-4-3 2-H 1B		0-0 L3		4	0	1	1	0	0	0
Wayne Garrett, L (1, 5) OBP: 0.357, SLG: 0.322		0-0 HR		4-0 FC5-6 1B BB		0-3 K		0-3 K		3	1	1	1	1	2	1
Leon Brown, R (1, 8) OBP: 0.268, SLG: 0.275		0-0 SH3 1B		0-0 FC5-6 1-2 1B		0-0 G5-4-3 1-2f			0-0 5-3	4	0	2	0	0	0	1
Craig Swan, R (1, 1) OBP: 0.219, SLG: 0.107 Bob Myrick, R (6, 1) Mike Vail, R (7, PH) OBP: 0.267, SLG: 0.267 Nino Espinosa, R (7, 1) Bob Apodaca, R (8, 1) OBP: 0.273, SLG: 0.300 Joe Torre, R (9, PH) OBP: 0.345, SLG: 0.422		0-0 SH3 1-2		0-0 FC5-6 1-2 2-3f			0-0 F8		0-0 F9	1 0 1 0 0 1	0 0 0 0 0 0	0 0 0 0 0 0	0 0 0 0 0 0	0 0 0 0 0 0	0 0 0 0 0 0	2 0 0 0 0 0

Inning Stats	1	2	3	4	5	6	7	8	9
	R: 0 E: 0 K: 1 S: 7	R: 1 E: 1 K: 0 S: 6	R: 0 E: 0 K: 1 S: 5	R: 0 E: 0 K: 0 S: 4	R: 0 E: 0 K: 0 S: 3	R: 1 E: 0 K: 1 S: 6	R: 0 E: 1 K: 1 S: 6	R: 1 E: 0 K: 1 S: 6	R: 0 E: 0 K: 0 S: 3
	H: 2 LOB: 2 BB: 0 P: 7	H: 2 LOB: 2 BB: 0 P: 6	H: 0 LOB: 0 BB: 0 P: 5	H: 1 LOB: 2 BB: 1 P: 8	H: 0 LOB: 0 BB: 0 P: 3	H: 2 LOB: 0 BB: 0 P: 6	H: 0 LOB: 1 BB: 0 P: 6	H: 1 LOB: 0 BB: 0 P: 6	H: 0 LOB: 0 BB: 0 P: 3

1B: 5 SF: 0
2B: 1 SAC: 1
3B: 0 DP: 1
HR: 2 HBP: 0

WP: 0 PA: 37
PB: 0
SB: 0
CS: 0

AB	34
R	3
H	8
RBI	3
BB	1
SO	5
LOB	16

PITCHER		IP	WLS	BF	H	R	ER	SO	BB	IBB	HBP	BLK	WP	HR	S	P	ERA	WHIP
Phil Niekro, R ERA: 3.49	(1, 1)	8.0	W	34	8	3	3	5	1	0	0	0	0	2	43	47	3.38	1.125
Mike Marshall, R ERA: 4.02	(9, 1)	1.0	S	3	0	0	0	0	0	0	0	0	0	0	3	3	0.00	0.000

PITCHER	IP	WLS	BF	H	R	ER	SO	BB	IBB	HBP	BLK	WP	HR	S	P	ERA	WHIP

Batter	1	2	3	4	5	6	7	8	9	AB	R	H	RBI	BB	SO	LOB
Rowland Office, L (1, 8) OBP: 0.366, SLG: 0.387	6-3			4-3	FC6-4 CS 1-2f			E4 FC6-4		4	0	0	0	0	0	1
Rod Gilbreath, R (1, 4) OBP: 0.370, SLG: 0.430	F4			E BB	CS 1-2	4-3		FC6-4 1B 1-2f		3	2	0	0	1	0	1
Tom Paciorek, R (1, 7) OBP: 0.383, SLG: 0.452	F9			E5 1-3		FC6-4 1B		1B 1B 1-2		4	2	2	0	0	0	1
Willie Montanez, L (1, 3) OBP: 0.354, SLG: 0.435		K		K 1-3 3-H		FC6-4 1-2f		1B 1-2 2-H		4	0	1	1	0	2	2
Ken Henderson, S (1, 9) OBP: 0.361, SLG: 0.399		K		E BB		G3		1B 1-3 2-H		3	0	1	1	1	1	1
Darrel Chaney, S (1, 6) OBP: 0.337, SLG: 0.351		K		F3 1-3 3-H			F8	1-3		4	0	0	0	0	1	3
Jerry Royster, R (1, 5) OBP: 0.304, SLG: 0.305			4-3		1B 1B		K			3	1	1	0	0	1	0
Biff Pocoroba, S (1, 2) OBP: 0.295, SLG: 0.269			K		FC6-4 1-H		F3			3	0	1	1	0	1	0
Phil Niekro, R (1, 1) OBP: 0.160, SLG: 0.180			F7		F5			F8		2	0	0	0	0	0	1
Dave May, L (8, PH) OBP: 0.301, SLG: 0.295										1	0	0	0	0	0	0
Mike Marshall, R (9, 1) OBP: 0.417, SLG: 0.143										0	0	0	0	0	0	0
Inning Stats	R: 0 H: 0 E: 0 LOB: 0 K: 0 BB: 0 S: 3 P: 3	R: 0 H: 0 E: 0 LOB: 0 K: 3 BB: 0 S: 9 P: 9	R: 0 H: 0 E: 0 LOB: 0 K: 1 BB: 0 S: 5 P: 5	R: 2 H: 0 E: 2 LOB: 1 K: 1 BB: 2 S: 6 P: 14	R: 1 H: 2 E: 0 LOB: 0 K: 0 BB: 0 S: 4 P: 4	R: 0 H: 1 E: 0 LOB: 1 K: 0 BB: 0 S: 4 P: 4	R: 0 H: 0 E: 0 LOB: 0 K: 1 BB: 0 S: 5 P: 5	R: 2 H: 3 E: 1 LOB: 2 K: 0 BB: 0 S: 7 P: 7		1B: 6 SF: 0 2B: 0 SAC: 0 3B: 0 DP: 0 HR: 0 HBP: 0						

PITCHER		IP	WLS	BF	H	R	ER	SO	BB	IBB	HBP	BLK	WP	HR	S	P	ERA	WHIP
Craig Swan, R ERA: 3.42	(1, 1)	5.0		19	2	3	1	5	2	0	0	0	0	0	27	35	1.80	0.800
Bob Myrick, L ERA: 2.61	(6, 1)	1.0		4	1	0	0	0	0	0	0	0	0	0	4	4	0.00	1.000
Nino Espinosa, R ERA:	(7, 1)	1.2	L	8	2	2	0	1	0	0	0	0	0	0	10	10	0.00	1.200
Bob Apodaca, R ERA: 2.68	(8, 1)	0.1		2	1	0	0	0	0	0	0	0	0	0	2	2	0.00	3.000

PITCHER	IP	WLS	BF	H	R	ER	SO	BB	IBB	HBP	BLK	WP	HR	S	P	ERA	WHIP

BOTTOM

New York Mets @ Atlanta Braves

Atlanta-Fulton County Stadium, Atlanta, GA

Fri Jul 09 1976, 7:05 PM EDT

Att. 12,871 - Unknown

livebaseballscorecards.com

AB	31
R	5
H	6
RBI	3
BB	2
SO	6
LOB	10

WP: 0 PA: 34
PB: 0
SB: 1
CS: 1

Batter	1	2	3	4	5	6	7	8	9	AB	R	H	RBI	BB	SO	LOB
Bruce Boisclair, L (1, 8) OBP: 0.359, SLG: 0.361	S S S 0-3 ① K		x 0-0 ① 4-3		x 0-0 ① G3		B B B B 4-0 BB		x 0-0 ① 6-3	4	0	0	0	1	1	0
Felix Millan, R (1, 4) OBP: 0.310, SLG: 0.322	x 0-0 ② 6-3		x 0-0 ② F8		x 0-0 ② L3		x 0-0 ② F8		x 0-0 FC5-4 1B	5	0	1	0	0	0	1
John Milner, L (1, 7) OBP: 0.352, SLG: 0.483	x 0-0 E 1B		x 0-0 ③ 4-3		x 0-0 FC6-4 1B		x 0-0 ③ F7		x 0-0 ② F8	5	0	2	0	0	0	2
Dave Kingman, R (1, 9) OBP: 0.286, SLG: 0.540	x 0-0 E5 FC6-4 1-2			x 0-0 HR	x 0-0 ③ FC6-4 1-2f			x 0-0 HR	x 0-0 ③ FC5-4 1-2f	5	2	2	2	0	0	3
Ed Kranepool, L (1, 3) OBP: 0.330, SLG: 0.389	x 0-0 ③ FC6-4 1-2f			x 0-0 ① F9		S S S 0-3 ① K		x 0-0 E6 F9 SH		4	1	0	0	0	1	2
Wayne Garrett, L (1, 5) OBP: 0.355, SLG: 0.318		x 0-0 ① F9		B B B B 4-0 CS BB		x 0-0 ② 1-3		x 0-0 ① F9 2-3		3	0	0	0	1	0	1
Ron Hodges, L (1, 2) OBP: 0.392, SLG: 0.437		x 0-0 ② 6-3		B B B B 4-0 ② 2B 1-2 BB		x 0-0 HR		x 0-0 SH 4-3 3-H		2	1	1	2	1	0	0
Bud Harrelson, S (1, 6) OBP: 0.370, SLG: 0.307		B B B B 4-0 BB		x 0-0 1-3 2B		x 0-0 ③ 4-3		x 0-0 ② 4-3 1-2		3	0	1	0	1	0	1
Mickey Lolich, S (1, 1) OBP: 0.219, SLG: 0.167 Skip Lockwood, R (7, 1) OBP: 0.455, SLG: 0.500		S S S 0-3 ③ K		S S S 0-3 ③ K			x 0-0 ① 4-3	x 0-0 ③ 6-3		3 1	0 0	0 0	0 0	0 0	2 0	3 1
Inning Stats	R: 0 E: 1 K: 1 S: 7 H: 1 LOB: 2 BB: 0 P: 7	R: 0 E: 0 K: 1 S: 5 H: 0 LOB: 1 BB: 1 P: 9	R: 0 E: 0 K: 0 S: 3 H: 0 LOB: 0 BB: 0 P: 3	R: 1 E: 0 K: 1 S: 6 H: 2 LOB: 2 BB: 2 P: 14	R: 0 E: 0 K: 0 S: 4 H: 1 LOB: 1 BB: 0 P: 4	R: 1 E: 0 K: 1 S: 6 H: 1 LOB: 0 BB: 0 P: 6	R: 0 E: 0 K: 0 S: 3 H: 0 LOB: 1 BB: 1 P: 7	R: 2 E: 2 K: 0 S: 6 H: 1 LOB: 1 BB: 0 P: 6	R: 0 E: 0 K: 0 S: 4 H: 1 LOB: 1 BB: 0 P: 4	1B: 3 2B: 1 3B: 0 HR: 3	SF: 0 SAC: 1 DP: 0 HBP: 0						

PITCHER	IP	WLS	BF	H	R	ER	SO	BB	IBB	HBP	BLK	WP	HR	S	P	ERA	WHIP
Andy Messersmith, R (1, 1) ERA: 2.43	8.0	L	36	6	4	3	4	4	0	0	0	0	3	40	56	3.38	1.250
Mike Marshall, R (9, 1) ERA: 3.97	1.0		4	1	0	0	0	0	0	0	0	0	0	4	4	0.00	1.000

PITCHER	IP	WLS	BF	H	R	ER	SO	BB	IBB	HBP	BLK	WP	HR	S	P	ERA	WHIP

TOP

New York Mets @ Atlanta Braves

Atlanta-Fulton County Stadium, Atlanta, GA

Sat Jul 10 1976, 7:05 PM EDT

Att. 26,268 - Unknown

livebaseballscorecards.com

AB	35
R	4
H	7
RBI	4
BB	4
SO	4
LOB	14

WP: 0 PB: 0 SB: 0 CS: 1 PA: 40

New York Mets @ Atlanta Braves

Atlanta-Fulton County Stadium, Atlanta, GA

Sat Jul 10 1976, 7:05 PM EDT

Att. 26,268 - Unknown

BOTTOM

Batter	1	2	3	4	5	6	7	8	9	AB	R	H	RBI	BB	SO	LOB
Jerry Royster, R (1, 5) OBP: 0.305, SLG: 0.303	BBB 4-0 F8 1B BB		x 0-0 ① SH1-3 1-2	x 0-0 ③ F9		x 0-0 ③ F9		x 0-0 ② 1-4-3 1-2		2	0	0	0	1	0	5
Rowland Office, L (8, PH) OBP: 0.365, SLG: 0.386										1	0	0	0	0	0	1
Mike Marshall, R (9, 1) OBP: 0.417, SLG: 0.143										0	0	0	0	0	0	0
Rod Gilbreath, R (1, 4) OBP: 0.364, SLG: 0.421	x 0-0 1-2 1B		SSS 0-3 ② K		x 0-0 ① 6-3		x 0-0 E6 1B	x 0-0 1-3		5	0	1	0	0	1	2
Jimmy Wynn, R (1, 8) OBP: 0.406, SLG: 0.422	SSS 0-3 ① K		x 0-0 1B 2-H 2B		x 0-0 ② F9		x 0-0 ① F9		x 0-0 ① 4-3	5	1	1	1	0	1	3
Willie Montanez, L (1, 3) OBP: 0.357, SLG: 0.437	x 0-0 ② F8 2-3		x 0-0 2-H 1B		x 0-0 ③ 4-3		x 0-0 BB 1-3 1B		x 0-0 G5-4-3 1B	5	0	3	1	0	0	2
Tom Paciorek, R (1, 7) OBP: 0.377, SLG: 0.442	SSS 0-3 ③ K		SSS 0-3 ③ K			x 0-0 1B FC5-2 1B	SSS 0-3 ② K		x 0-0 ②③ G5-4-3 1-2f	5	0	1	0	0	3	6
Ken Henderson, S (1, 9) OBP: 0.363, SLG: 0.398		x 0-0 E5 G6-4-3		x 0-0 ① F8		x 0-0 BB FC5-2 1-3 1B	BBB 4-0 1-2 BB			3	0	1	0	1	0	0
Darrel Chaney, S (1, 6) OBP: 0.336, SLG: 0.349		x 0-0 ① F8		x 0-0 WP 1B		x 0-0 ① FC5-2 BB 1-2 3-H	SSS 0-3 ③ K			4	0	1	0	0	1	6
Biff Pocoroba, S (1, 2) OBP: 0.301, SLG: 0.270		x 0-0 ②③ G6-4-3 1-2f		SSS 0-3 ② K 1-2		BBB 4-0 1-2 2-3 BB		x 0-0 1-4-3 1B		3	0	1	0	1	1	2
Andy Messersmith, R (1, 1) OBP: 0.264, SLG: 0.204			BBB 4-0 SH1-3 2B BB	BBB 4-0 BB		SSS 0-3 ② K		SSS 0-3 ① K		1	1	0	0	2	1	3
Dave May, L (8, PH) OBP: 0.298, SLG: 0.292										1	0	0	0	0	1	1
Rob Belloir, R (9, 5) OBP: 0.455, SLG: 0.556										0	0	0	0	0	0	0
Inning Stats	R: 0 H: 1 E: 0 LOB: 2 K: 2 BB: 1 S: 8 P: 12	R: 0 H: 0 E: 1 LOB: 0 K: 0 BB: 0 S: 3 P: 3	R: 2 H: 2 E: 0 LOB: 1 K: 2 BB: 1 S: 9 P: 13	R: 0 H: 1 E: 0 LOB: 2 K: 1 BB: 1 S: 6 P: 10	R: 0 H: 0 E: 0 LOB: 0 K: 0 BB: 0 S: 3 P: 3	R: 0 H: 2 E: 0 LOB: 3 K: 1 BB: 1 S: 7 P: 11	R: 0 H: 1 E: 1 LOB: 3 K: 2 BB: 1 S: 9 P: 13	R: 0 H: 1 E: 0 LOB: 1 K: 1 BB: 0 S: 6 P: 6	R: 0 H: 1 E: 0 LOB: 0 K: 0 BB: 0 S: 3 P: 3	1B: 8 SF: 0 2B: 1 SAC: 1 3B: 0 DP: 2 HR: 0 HBP: 0					WP: 1 PA: 41 PB: 0 SB: 0 CS: 0	

livebaseballscorecards.com

	AB	35
	R	2
	H	9
	RBI	2
	BB	5
	SO	9
	LOB	31

PITCHER	IP	WLS	BF	H	R	ER	SO	BB	IBB	HBP	BLK	WP	HR	S	P	ERA	WHIP
Mickey Lolich, L (1, 1) ERA: 2.92	6.1		31	7	2	2	6	4	0	0	0	1	0	39	55	2.84	1.737
Skip Lockwood, R (7, 1) ERA: 2.15	2.2	W	10	2	0	0	3	1	0	0	0	0	0	15	19	0.00	1.125

PITCHER	IP	WLS	BF	H	R	ER	SO	BB	IBB	HBP	BLK	WP	HR	S	P	ERA	WHIP

Batter	1	2	3	4	5	6	7	8	9	AB	R	H	RBI	BB	SO	LOB
Bruce Boisclair, L (1, 8) OBP: 0.344, SLG: 0.345	S S S 0-3 ① K	x 0-0 ③ G3			S S S 0-3 ① K	S S S 0-3 ③ K		x 0-0 ② 4-3 2-3		5	0	0	0	0	3	3
Felix Millan, R (1, 4) OBP: 0.312, SLG: 0.323	x 0-0 E6		x 0-0 E3		x 0-0 1B		x 0-0 ① 6-3	x 0-0 3-H 1B		5	0	2	1	0	0	0
John Milner, L (1, 7) OBP: 0.346, SLG: 0.473	x 0-0 ② L8		x 0-0 ① F8		x 0-0 ② F8		S S S 0-3 ② K	x 0-0 ③ F7		5	0	0	0	0	1	5
Dave Kingman, R (1, 9) OBP: 0.282, SLG: 0.532	x 0-0 ③ F5		x 0-0 ② F8		x 0-0 ③ F3		x 0-0 ③ 5-3		x 0-0 ① 5-3	5	0	0	0	0	0	3
Ed Kranepool, L (1, 3) OBP: 0.331, SLG: 0.384		x 0-0 ① F8	x 0-0 ③ F5			x 0-0 ① F8		B B B B 4-0 1B 1B BB	B B B B 4-0 FC5-4 BB	3	1	0	0	2	0	1
Wayne Garrett, L (1, 5) OBP: 0.356, SLG: 0.317		B B B B 4-0 HR BB		x 0-0 ① F8		x 0-0 ② F8		x 0-0 SH1-4 1B E 1-2 1B	x 0-0 ② FC5-4 BB 1-2f	4	2	1	0	1	0	1
Ron Hodges, L (1, 2) OBP: 0.411, SLG: 0.478		x 0-0 1-H HR		x 0-0 ② F6		B B B B 4-0 2B 1B BB		x 0-0 SH1-4 E 1-2 2-H 1B	B B B B 4-0 1-2 BB	3	3	2	3	2	0	0
Bud Harrelson, S (1, 6) OBP: 0.368, SLG: 0.311	S S S 0-3 ② K			x 0-0 E6		x 0-0 1-3 2B		x 0-0 ① SH1-4 1-2 2-3	x 0-0 ③ 1-3	4	1	1	0	0	1	2
Jon Matlack, L (1, 1) OBP: 0.255, SLG: 0.184 Jerry Koosman, R (7, 1) OBP: 0.333, SLG: 0.344 Tom Seaver, R (7, 1) OBP: 0.196, SLG: 0.089 Joe Torre, R (8, PH) OBP: 0.343, SLG: 0.419 Leon Brown, R (8, PR) OBP: 0.268, SLG: 0.275 Bob Apodaca, R (8, 1) OBP: 0.273, SLG: 0.300		x 0-0 1B		S S S 0-3 ③ K		x 0-0 2-H 3-H 1B		x 0-0 E4 4-3 1B 2-H 3-H		3 0 0 1 0 0	0 0 0 0 1 0	2 0 0 0 0 0	2 0 0 1 0 0	0 0 0 0 0 0	1 0 0 0 0 0	1 0 0 0 0 0
Inning Stats	R: 0 E: 1 K: 1 S: 6 H: 0 LOB: 1 BB: 0 P: 6	R: 2 E: 0 K: 1 S: 7 H: 2 LOB: 1 BB: 1 P: 11	R: 0 E: 1 K: 0 S: 4 H: 0 LOB: 1 BB: 0 P: 4	R: 0 E: 1 K: 1 S: 6 H: 0 LOB: 1 BB: 0 P: 6	R: 0 E: 0 K: 1 S: 6 H: 1 LOB: 1 BB: 0 P: 6	R: 2 E: 0 K: 1 S: 7 H: 2 LOB: 1 BB: 1 P: 11	R: 0 E: 0 K: 1 S: 5 H: 0 LOB: 0 BB: 0 P: 5	R: 4 E: 1 K: 0 S: 7 H: 3 LOB: 2 BB: 1 P: 11	R: 0 E: 0 K: 0 S: 3 H: 0 LOB: 2 BB: 2 P: 11	1B: 6 2B: 1 3B: 0 HR: 1	SF: 0 SAC: 1 DP: 0 HBP: 0						

PITCHER		IP	WLS	BF	H	R	ER	SO	BB	IBB	HBP	BLK	WP	HR	S	P	ERA	WHIP
Dick Ruthven, R ERA: 3.26	(1, 1)	7.0		31	5	4	4	6	2	0	0	0	0	1	41	49	5.14	1.000
Mike Marshall, R ERA: 4.16	(8, 1)	0.2		7	3	4	2	0	1	0	0	0	0	0	6	10	27.00	6.000
Bruce Dal Canton, R ERA: 2.11	(8, 1)	1.1	W	6	0	0	0	0	2	0	0	0	0	0	4	12	0.00	1.500

PITCHER	IP	WLS	BF	H	R	ER	SO	BB	IBB	HBP	BLK	WP	HR	S	P	ERA	WHIP

TOP

New York Mets @ Atlanta Braves

Atlanta-Fulton County Stadium, Atlanta, GA

Sun Jul 11 1976, 3:33 AM EDT

Att. 14,661 - Unknown

livebaseballscorecards.com

AB	38
R	8
H	8
RBI	7
BB	5
SO	6
LOB	16

WP: 0 PB: 0 SB: 0 CS: 0 PA: 44

New York Mets @ Atlanta Braves

Atlanta-Fulton County Stadium, Atlanta, GA

Sun Jul 11 1976, 3:33 AM EDT

Att. 14,661 - Unknown

BOTTOM

livebaseballscorecards.com

Batter	1	2	3	4	5	6	7	8	9	AB	R	H	RBI	BB	SO	LOB
Jerry Royster, R (1, 5) OBP: 0.311, SLG: 0.307	SH2-3 1B 1B		SH2-3 1-2		F7		BB 1-2 2-3 1B	E BBB 2B BB		3	3	2	0	1	0	0
Rod Gilbreath, R (1, 4) OBP: 0.354, SLG: 0.411	SH2-3 1-2		5-3		F8		SF8 3-H	E6 1-2 2-3 2B		3	1	0	1	0	0	3
Jimmy Wynn, R (1, 8) (8, 7) OBP: 0.406, SLG: 0.417	F7		BB BBB			5-3	1B 1-2 2-3 2B BB	K SSS		3	1	0	0	2	1	4
Willie Montanez, L (1, 3) OBP: 0.360, SLG: 0.443	FC5-4 2-H 1B		K SSS			E7	2B 1-3 2-H 3-H 1B	1-H 2-H 3-H 2B		5	1	3	6	0	1	2
Tom Paciorek, R (1, 7) OBP: 0.373, SLG: 0.444 Frank LaCorte, R (7, PR) Mike Marshall, R (8, 1) OBP: 0.417, SLG: 0.143 Bruce Dal Canton, R (8, 1) OBP: 0.250, SLG: 0.250	FC5-4 1-2f			6-3		5-3	1-H 3-H 2B	F9		4 0 0 1	0 0 0 0	1 0 0 0	2 0 0 0	0 0 0 0	0 0 0 0	2 0 0 1
Ken Henderson, S (1, 9) OBP: 0.361, SLG: 0.393		F7		F7	F9		4-0 IBB			3	0	0	0	1	0	1
Biff Pocoroba, S (1, 2) OBP: 0.299, SLG: 0.268 Earl Williams, R (4, 2) OBP: 0.286, SLG: 0.386		K SSS		FC6-4 1B			F7 5-3			1 3	0 0	0 1	0 0	0 0	1 0	0 2
Craig Robinson, R (1, 6) OBP: 0.343, SLG: 0.250 Dave May, L (8, PH) OBP: 0.305, SLG: 0.311 Rob Belloir, R (9, 6) OBP: 0.455, SLG: 0.556		6-3		FC6-4 1-2f			1B 1B SF8 1B	E 2B 2B		3 1 0	1 1 0	1 1 0	0 0 0	0 0 0	0 0 0	1 0 0
Dick Ruthven, R (1, 1) OBP: 0.255, SLG: 0.186 Cito Gaston, R (7, PH) OBP: 0.441, SLG: 0.500 Rowland Office, L (8, 8) OBP: 0.364, SLG: 0.385			SH2-3 1B		K SSS		BB 1B 1-2 1B	K SSS		2 1 1	0 1 0	1 1 0	0 0 0	0 0 1	1 0 1	0 0 1
Inning Stats	R: 1 E: 0 K: 0 S: 5 H: 2 LOB: 1 BB: 0 P: 5	R: 0 E: 0 K: 1 S: 5 H: 0 LOB: 0 BB: 0 P: 5	R: 0 E: 0 K: 1 S: 6 H: 1 LOB: 2 BB: 1 P: 10	R: 0 E: 0 K: 0 S: 4 H: 1 LOB: 1 BB: 0 P: 4	R: 0 E: 0 K: 1 S: 5 H: 0 LOB: 0 BB: 0 P: 5	R: 0 E: 1 K: 0 S: 4 H: 0 LOB: 1 BB: 0 P: 4	R: 5 E: 0 K: 0 S: 8 H: 5 LOB: 2 BB: 2 P: 16	R: 3 E: 1 K: 2 S: 10 H: 2 LOB: 1 BB: 1 P: 14		1B: 8 2B: 3 3B: 0 HR: 0 SF: 1 SAC: 2 DP: 0 HBP: 0						

	AB	34
	R	9
	H	11
	RBI	9
	BB	4
	SO	5
	LOB	17

WP: 0 PB: 0 SB: 0 CS: 0 PA: 41

PITCHER		IP	WLS	BF	H	R	ER	SO	BB	IBB	HBP	BLK	WP	HR	S	P	ERA	WHIP
Jon Matlack, L ERA: 2.64	(1, 1)	6.2		30	7	5	5	3	2	0	0	0	0	0	34	42	6.75	1.350
Jerry Koosman, L ERA: 4.0	(7, 1)	0.0		2	2	1	1	0	0	0	0	0	0	0	2	2	∞	∞
Tom Seaver, R ERA: 2.8	(7, 1)	0.1		2	0	0	0	0	0	1	0	0	0	0	1	5	0.00	0.000
Bob Apodaca, R ERA: 2.63	(8, 1)	1.0	L	7	2	3	0	2	1	0	0	0	0	0	10	14	0.00	3.000

PITCHER		IP	WLS	BF	H	R	ER	SO	BB	IBB	HBP	BLK	WP	HR	S	P	ERA	WHIP

Batter	1	2	3	4	5	6	7	8	9	AB	R	H	RBI	BB	SO	LOB
Enos Cabell, R (1, 5) OBP: 0.332, SLG: 0.362	K		K			6-3		6-3		4	0	0	0	0	2	0
Rob Andrews, R (1, 4) OBP: 0.331, SLG: 0.331	4-3			F6		F9		5-3		4	0	0	0	0	0	0
Cesar Cedeno, R (1, 8) OBP: 0.352, SLG: 0.500	1B			F3		PB 3B		F8		4	1	2	0	0	0	0
Bob Watson, R (1, 3) OBP: 0.361, SLG: 0.416	F5			1B 1B		BB 3-H			6-3	3	0	1	0	1	0	1
Leon Roberts, R (1, 9) OBP: 0.395, SLG: 0.541		K		1-3 1B		6-3			1-3	4	0	1	0	0	1	1
Cliff Johnson, R (1, 7) OBP: 0.360, SLG: 0.385		K		F6			K		F3	4	0	0	0	0	2	2
Ed Herrmann, L (1, 2) OBP: 0.271, SLG: 0.307		L9			F9		K			3	0	0	0	0	1	0
Roger Metzger, S (1, 6) OBP: 0.325, SLG: 0.317			F4		K		1B			3	0	1	0	0	1	0
J.R. Richard, R (1, 1) OBP: 0.105, SLG: 0.125			K		K		6-3			3	0	0	0	0	2	1

TOP

Houston Astros @ New York Mets
Shea Stadium, Flushing, NY
Thu Jul 15 1976, 7:05 PM EDT
Att. 20,295 - Unknown

livebaseballscorecards.com

AB	32
R	1
H	5
RBI	0
BB	1
SO	9
LOB	5

Inning Stats	1	2	3	4	5	6	7	8	9
	R: 0 E: 0 K: 1 S: 6	H: 1 LOB: 1 BB: 0 P: 6	R: 0 E: 0 K: 2 S: 7	H: 0 LOB: 0 BB: 0 P: 7	R: 0 E: 0 K: 2 S: 7	H: 0 LOB: 0 BB: 0 P: 7	R: 0 E: 0 K: 0 S: 5	H: 2 LOB: 2 BB: 0 P: 5	R: 0 E: 0 K: 2 S: 7	H: 0 LOB: 0 BB: 0 P: 7	R: 1 E: 0 K: 0 S: 4	H: 1 LOB: 1 BB: 1 P: 8	R: 0 E: 0 K: 2 S: 8	H: 1 LOB: 1 BB: 0 P: 8	R: 0 E: 0 K: 0 S: 3	H: 0 LOB: 0 BB: 0 P: 3	R: 0 E: 0 K: 0 S: 3	H: 0 LOB: 0 BB: 0 P: 3

1B: 4 SF: 0
2B: 0 SAC: 0
3B: 1 DP: 0
HR: 0 HBP: 0

WP: 0 PA: 33
PB: 1
SB: 0
CS: 0

PITCHER	IP	WLS	BF	H	R	ER	SO	BB	IBB	HBP	BLK	WP	HR	S	P	ERA	WHIP
Jerry Koosman, L (1, 1) ERA: 3.7	9.0	W	33	5	1	0	9	1	0	0	0	0	0	50	54	0.00	0.667

PITCHER	IP	WLS	BF	H	R	ER	SO	BB	IBB	HBP	BLK	WP	HR	S	P	ERA	WHIP

Houston Astros @ New York Mets

Shea Stadium, Flushing, NY

Thu Jul 15 1976, 7:05 PM EDT

Att. 20,295 - Unknown

BOTTOM

Batter	1	2	3	4	5	6	7	8	9	AB	R	H	RBI	BB	SO	LOB
Wayne Garrett, L (1, 5) OBP: 0.361, SLG: 0.316	BBBB 4-0 G4-6-3 BB BB		BBBB 4-0 FC3-6 BB		x 0-0 ② 6-3	BBBB 4-0 HR BB	BBBB 4-0 1B 1B BB			1	1	0	0	3	0	0
Felix Millan, R (1, 4) OBP: 0.314, SLG: 0.323	BBBB 4-0 1-2 G4-6-3 BB		x 0-0 ① FC3-6 1-2f G4-6-3		x 0-0 ③ 5-3		x 0-0 1-3 1B 1B			3	0	1	0	1	0	1
John Milner, L (1, 7) OBP: 0.345, SLG: 0.469 Bruce Boisclair, L (7, 7) OBP: 0.350, SLG: 0.351	x 0-0 ①② G4-6-3 1-2f 2-3		x 0-0 ②③ G4-6-3 1-2f			BBBB 4-0 HR BB	x 0-0 1-2 3-H 1B			2 1	1 0	0 1	0 1	1 0	0 0	3 0
Dave Kingman, R (1, 9) OBP: 0.282, SLG: 0.537	x 0-0 ③ F1			x 0-0 ① F7		x 0-0 1-H HR SSS 0-3 ② K				4	1	1	2	0	1	3
Ed Kranepool, L (1, 3) OBP: 0.333, SLG: 0.384		BBBB 4-0 6-3 S BB		x 0-0 FC4-6 1B		x 0-0 ① F6	x 0-0 ③ 4-3			3	0	1	0	1	0	2
Del Unser, L (1, 8) OBP: 0.276, SLG: 0.355		x 0-0 ① 6-3 1-3		x 0-0 ② FC4-6 1B 1-2f		x 0-0 4-3 1B		x 0-0 ① 4-3		4	0	1	0	0	0	2
Jerry Grote, R (1, 2) OBP: 0.346, SLG: 0.329		BBBB 4-0 BB		x 0-0 1-2 1B		x 0-0 ② 4-3 1-2		x 0-0 ② F7		3	0	1	0	1	0	1
Bud Harrelson, S (1, 6) OBP: 0.361, SLG: 0.305		x 0-0 ② F8		x 0-0 ③ 6-3		x 0-0 ③ 6-3		x 0-0 ③ 6-3		4	0	0	0	0	0	5
Jerry Koosman, R (1, 1) OBP: 0.306, SLG: 0.314		x 0-0 ③ 5-3			x 0-0 ① F8		x 0-0 ① 5-3			3	0	0	0	0	0	2
Inning Stats	R: 0 E: 0 K: 0 S: 2 H: 0 LOB: 1 BB: 2 P: 10	R: 0 E: 0 K: 0 S: 3 H: 0 LOB: 2 BB: 2 P: 11	R: 0 E: 0 K: 0 S: 2 H: 0 LOB: 0 BB: 1 P: 6	R: 0 E: 0 K: 0 S: 5 H: 2 LOB: 2 BB: 0 P: 5	R: 0 E: 0 K: 0 S: 3 H: 0 LOB: 0 BB: 0 P: 3	R: 2 E: 0 K: 0 S: 5 H: 2 LOB: 1 BB: 1 P: 9	R: 1 E: 0 K: 1 S: 7 H: 2 LOB: 2 BB: 1 P: 11	R: 0 E: 0 K: 0 S: 3 H: 0 LOB: 0 BB: 0 P: 3		1B: 5 2B: 0 3B: 0 HR: 1	SF: 0 SAC: 0 DP: 2 HBP: 0					

livebaseballscorecards.com

AB	28
R	3
H	6
RBI	3
BB	7
SO	1
LOB	19

WP: 0 PB: 0 SB: 1 CS: 0 PA: 35

PITCHER	IP	WLS	BF	H	R	ER	SO	BB	IBB	HBP	BLK	WP	HR	S	P	ERA	WHIP
J.R. Richard, R (1, 1) ERA: 2.9	8.0	L	35	6	3	3	1	7	0	0	0	0	1	30	58	3.38	1.625

PITCHER	IP	WLS	BF	H	R	ER	SO	BB	IBB	HBP	BLK	WP	HR	S	P	ERA	WHIP

Batter	1	2	3	4	5	6	7	8	9	AB	R	H	RBI	BB	SO	LOB
Rob Andrews, R (1, 4) OBP: 0.329, SLG: 0.329	F8			E HR 1B	6-3		K			4	1	1	0	0	1	3
Enos Cabell, R (1, 5) OBP: 0.331, SLG: 0.360	5-3			E3 HR 1-3	CS 1B		G1-4-3 1-2f			4	1	1	0	0	0	4
Cesar Cedeno, R (1, 8) OBP: 0.350, SLG: 0.495	5-3			L5	CS 1-2	6-3		BBBB S 5-3-2 BB		3	0	0	0	1	0	2
Bob Watson, R (1, 3) OBP: 0.363, SLG: 0.426		G6-4-3 1B		1-H 3-H HR		F4		F6 1-3		4	1	2	3	0	0	1
Leon Roberts, R (1, 9) (6, 7) OBP: 0.391, SLG: 0.532		F7		E5 1B WP		FC4-6 1B		5-3-2 3-Hf		4	1	1	0	0	0	2
Cliff Johnson, R (1, 7) OBP: 0.356, SLG: 0.380		G6-4-3 1-2f		K		FC4-6 1-2f			6-3	3	0	0	0	0	1	3
Wilbur Howard, S (6, 9) OBP: 0.233, SLG: 0.266										1	0	0	0	0	0	0
Ed Herrmann, L (1, 2) OBP: 0.277, SLG: 0.312			F8	1B WP 1-3 1B			1B WP 1B		4-1	4	0	2	0	0	0	0
Roger Metzger, S (1, 6) OBP: 0.324, SLG: 0.316			F8	F5 1-2 3-H			BB 1-3 1B		6-3	4	0	1	0	0	0	1
Larry Dierker, R (1, 1) OBP: 0.098, SLG: 0.100			F9		K		BBBB 4-0 G1-4-3 BB 1-2			2	0	0	0	0	1	0
Gene Pentz, R (6, 1) OBP: 0.400, SLG: 0.250										0	0	0	0	1	0	0
Inning Stats	R: 0 E: 0 K: 0 S: 3 H: 0 LOB: 0 BB: 0 P: 3	R: 0 E: 0 K: 0 S: 3 H: 1 LOB: 0 BB: 0 P: 3	R: 0 E: 0 K: 0 S: 3 H: 0 LOB: 0 BB: 0 P: 3	R: 4 E: 2 K: 1 S: 10 H: 3 LOB: 1 BB: 0 P: 10	R: 0 E: 0 K: 1 S: 5 H: 1 LOB: 0 BB: 0 P: 5	R: 0 E: 0 K: 0 S: 4 H: 1 LOB: 1 BB: 0 P: 4	R: 0 E: 0 K: 1 S: 6 H: 2 LOB: 2 BB: 1 P: 10	R: 0 E: 0 K: 0 S: 2 H: 0 LOB: 0 BB: 1 P: 6	R: 0 E: 0 K: 0 S: 3 H: 0 LOB: 0 BB: 0 P: 3	1B: 7 2B: 1 3B: 0 HR: 1 SF: 0 SAC: 0 DP: 3 HBP: 0						

TOP

Houston Astros @ New York Mets

Shea Stadium, Flushing, NY

Fri Jul 16 1976, 7:05 PM EDT

Att. 13,323 - Unknown

livebaseballscorecards.com

AB	33
R	4
H	8
RBI	3
BB	2
SO	3
LOB	16

WP: 2 PB: 0 SB: 2 CS: 1 PA: 36

PITCHER		IP	WLS	BF	H	R	ER	SO	BB	IBB	HBP	BLK	WP	HR	S	P	ERA	WHIP
Jon Matlack, L ERA: 2.66	(1, 1)	6.0	L	26	8	4	2	2	0	0	0	0	2	1	30	30	3.00	1.333
Skip Lockwood, R ERA: 2.1	(7, 1)	1.0		3	0	0	0	1	1	0	0	0	0	0	4	8	0.00	1.000
Bob Apodaca, R ERA: 2.54	(8, 1)	2.0		6	0	0	0	0	1	0	0	0	0	0	5	9	0.00	0.500

PITCHER		IP	WLS	BF	H	R	ER	SO	BB	IBB	HBP	BLK	WP	HR	S	P	ERA	WHIP

BOTTOM

Batter	1	2	3	4	5	6	7	8	9	AB	R	H	RBI	BB	SO	LOB
Wayne Garrett, L (1, 5) OBP: 0.361, SLG: 0.313	F8		BBBB 4-0 6-3 S BB		G4-6-3 1-2f		1B		F7	2	0	0	0	1	0	1
Roy Staiger, R (7, PH) (8, 5) OBP: 0.242, SLG: 0.245										2	0	1	0	0	0	0
Felix Millan, R (1, 4) OBP: 0.313, SLG: 0.322	1B 1B 1B		6-3 1-3			5-3	F9			4	1	1	0	0	0	2
Bruce Boisclair, L (1, 7) OBP: 0.354, SLG: 0.356	1B 1-2 1B		F7			FC4-6 WP 1B 1B		E4 5-3 1B		4	2	2	0	0	0	1
Dave Kingman, R (1, 9) OBP: 0.282, SLG: 0.534	K		6-3			FC4-6 1-2 1B		5-3 1-2		4	0	1	0	0	1	4
Ed Kranepool, L (1, 3) OBP: 0.336, SLG: 0.385	1-3 2-H 1B			F8		FC4-6 WP 1-2f 2-3		FC4-6 2-H 1B		4	0	2	2	0	0	2
Del Unser, L (1, 8) OBP: 0.279, SLG: 0.355	1-3			G6-4-3 1B		BBBB 4-0 1-2 3-H BB		FC4-6 1-2f		3	0	1	0	1	0	3
Jerry Grote, R (1, 2) OBP: 0.340, SLG: 0.323		4-3		G6-4-3 1-2f		F7		F8		4	0	0	0	0	0	4
Bud Harrelson, S (1, 6) OBP: 0.359, SLG: 0.304		F7			G4-6-3 1B		K		K	4	0	1	0	0	2	0
Jon Matlack, L (1, 1) OBP: 0.246, SLG: 0.176		K			K		K		F9	2	0	0	0	0	2	1
Skip Lockwood, R (7, 1) OBP: 0.455, SLG: 0.500										0	0	0	0	0	0	0
Mike Vail, R (7, PH) OBP: 0.250, SLG: 0.250										1	0	0	0	0	1	0
Bob Apodaca, R (8, 1) OBP: 0.273, SLG: 0.300										0	0	0	0	0	0	0
Joe Torre, R (9, PH) OBP: 0.341, SLG: 0.417										1	0	0	0	0	0	0
Inning Stats	R: 1 E: 0 K: 1 S: 8 H: 3 LOB: 2 BB: 0 P: 8		R: 0 E: 0 K: 1 S: 5 H: 0 LOB: 0 BB: 0 P: 5	R: 0 E: 0 K: 0 S: 3 H: 0 LOB: 1 BB: 1 P: 7	R: 0 E: 0 K: 0 S: 3 H: 1 LOB: 0 BB: 0 P: 3	R: 0 E: 0 K: 1 S: 5 H: 1 LOB: 0 BB: 0 P: 5	R: 1 E: 0 K: 0 S: 5 H: 2 LOB: 2 BB: 1 P: 9	R: 0 E: 0 K: 2 S: 8 H: 1 LOB: 1 BB: 0 P: 8	R: 1 E: 1 K: 0 S: 5 H: 1 LOB: 1 BB: 0 P: 5	R: 0 E: 0 K: 1 S: 5 H: 0 LOB: 0 BB: 0 P: 5	1B: 9 2B: 0 3B: 0 HR: 0	SF: 0 SAC: 0 DP: 2 HBP: 0						

PITCHER	IP	WLS	BF	H	R	ER	SO	BB	IBB	HBP	BLK	WP	HR	S	P	ERA	WHIP
Larry Dierker, R (1, 1) ERA: 4.02	5.2	W	24	7	2	2	3	2	0	0	0	1	0	28	36	3.18	1.588
Gene Pentz, R (6, 1) ERA: 3.65	3.1	S	13	2	1	0	3	0	0	0	0	0	0	19	19	0.00	0.600

PITCHER	IP	WLS	BF	H	R	ER	SO	BB	IBB	HBP	BLK	WP	HR	S	P	ERA	WHIP

Houston Astros @ New York Mets

Shea Stadium, Flushing, NY

Fri Jul 16 1976, 7:05 PM EDT

Att. 13,323 - Unknown

livebaseballscorecards.com

AB	35
R	3
H	9
RBI	2
BB	2
SO	6
LOB	18

WP: 1 PB: 0 SB: 1 CS: 0 PA: 37

Batter	1	2	3	4	5	6	7	8	9	AB	R	H	RBI	BB	SO	LOB
Greg Gross, L (1, 9) OBP: 0.357, SLG: 0.331	K		F7			F7			G6-3 PB 1B	4	0	1	0	0	1	0
Wilbur Howard, S (9, PR) OBP: 0.233, SLG: 0.266										0	0	0	0	0	0	0
(9, 7)																
Rob Andrews, R (1, 4) OBP: 0.332, SLG: 0.329	2-3		K			1B			G6-3 BB 1-2	3	0	1	0	1	1	0
Cesar Cedeno, R (1, 8) OBP: 0.349, SLG: 0.502	HR			4-3		K			G6-3 1-2f 2-3	4	1	1	1	0	1	3
Bob Watson, R (1, 3) OBP: 0.359, SLG: 0.421	K			F8			E6 CS		5-3	4	0	0	0	0	1	2
Jose Cruz, L (1, 7) OBP: 0.388, SLG: 0.393		4-3 S 1B		6-3			K 1-2			3	0	1	0	0	1	1
(9, 9)																
Enos Cabell, R (1, 5) OBP: 0.328, SLG: 0.357		K 1-2			4-3		5-3			3	0	0	0	0	1	1
Ed Herrmann, L (1, 2) OBP: 0.272, SLG: 0.306		4-3 2-3			5-3			K		3	0	0	0	0	1	1
Roger Metzger, S (1, 6) OBP: 0.321, SLG: 0.312		K			K			F7		3	0	0	0	0	2	1
Joaquin Andujar, S (1, 1) OBP: 0.179, SLG: 0.179			K			K		F8		3	0	0	0	0	2	0
Inning Stats	R: 1 E: 0 K: 2 S: 8 H: 1 LOB: 0 BB: 0 P: 8	R: 0 E: 0 K: 2 S: 8 H: 1 LOB: 1 BB: 0 P: 8	R: 0 E: 0 K: 2 S: 7 H: 0 LOB: 0 BB: 0 P: 7	R: 0 E: 0 K: 0 S: 3 H: 0 LOB: 0 BB: 0 P: 3	R: 0 E: 0 K: 1 S: 5 H: 0 LOB: 0 BB: 0 P: 5	R: 0 E: 0 K: 2 S: 8 H: 1 LOB: 1 BB: 0 P: 8	R: 0 E: 1 K: 1 S: 5 H: 0 LOB: 0 BB: 0 P: 5	R: 0 E: 0 K: 1 S: 5 H: 0 LOB: 0 BB: 0 P: 5	R: 0 E: 0 K: 0 S: 3 H: 1 LOB: 2 BB: 1 P: 7	1B: 3 2B: 0 3B: 0 HR: 1 SF: 0 SAC: 0 DP: 1 HBP: 0						

PITCHER		IP	WLS	BF	H	R	ER	SO	BB	IBB	HBP	BLK	WP	HR	S	P	ERA	WHIP
Tom Seaver, R ERA: 2.72	(1, 1)	8.0	L	27	3	1	1	11	0	0	0	0	0	1	49	49	1.12	0.375
Skip Lockwood, R ERA: 2.06	(9, 1)	1.0		4	1	0	0	0	1	0	0	0	0	0	3	7	0.00	2.000

PITCHER	IP	WLS	BF	H	R	ER	SO	BB	IBB	HBP	BLK	WP	HR	S	P	ERA	WHIP

TOP

Houston Astros @ New York Mets

Shea Stadium, Flushing, NY

Sat Jul 17 1976, 7:05 PM EDT

Att. 32,911 - Unknown

livebaseballscorecards.com

AB	30
R	1
H	4
RBI	1
BB	1
SO	11
LOB	9

WP: 0 PB: 1 SB: 1 CS: 1 PA: 31

Houston Astros @ New York Mets

Shea Stadium, Flushing, NY

Sat Jul 17 1976, 7:05 PM EDT

Att. 32,911 - Unknown

BOTTOM

Batter	1	2	3	4	5	6	7	8	9	AB	R	H	RBI	BB	SO	LOB
Mike Phillips, L (1, 5) (9, 6) OBP: 0.341, SLG: 0.392	BBBB 4-0 G4-6-3 1B BB		x 0-0 3-1 ②			x 0-0 4-3 ①		x 0-0 F7 ②		3	0	0	0	1	0	1
Felix Millan, R (1, 4) OBP: 0.312, SLG: 0.321	x 0-0 1-2 G4-6-3 1B		x 0-0 1-3 ③			x 0-0 5-3 ②		x 0-0 L5 ③		4	0	1	0	0	0	1
Bruce Boisclair, L (1, 7) OBP: 0.344, SLG: 0.344	x 0-0 G4-6-3 1-2f 2-3 ① ②			SSS 0-3 K ①		SSS 0-3 K ③			x 0-0 G3 ①	4	0	0	0	0	2	2
Dave Kingman, R (1, 9) OBP: 0.281, SLG: 0.531	x 0-0 F6 ③			x 0-0 5-3 ②			x 0-0 SH1-4 1B		x 0-0 F8 ②	4	0	1	0	0	0	1
Ed Kranepool, L (1, 3) OBP: 0.336, SLG: 0.385		SSS 0-3 K ①		x 0-0 3-1 ③			x 0-0 SH1-4 1-2 ①		x 0-0 FC4-6 1B	3	0	1	0	0	1	0
Del Unser, L (1, 8) OBP: 0.276, SLG: 0.351 John Milner, L (9, PH) OBP: 0.344, SLG: 0.467		x 0-0 F7 ②			x 0-0 6-3 ①		SSS 0-3 K ②		x 0-0 FC4-6 1-2f ③	3	0	0	0	0	1	1
										1	0	0	0	0	0	1
Jerry Grote, R (1, 2) OBP: 0.344, SLG: 0.324		x 0-0 1B			BBBB 4-0 BB		x 0-0 6-3 ③			2	0	1	0	1	0	1
Bud Harrelson, S (1, 6) OBP: 0.356, SLG: 0.301 Wayne Garrett, L (8, PH) OBP: 0.360, SLG: 0.312 Roy Staiger, R (9, 5) OBP: 0.242, SLG: 0.245		x 0-0 4-3 ③			x 0-0 F8 ②			x 0-0 F7 ①		2	0	0	0	0	0	2
										1	0	0	0	0	0	0
										0	0	0	0	0	0	0
Tom Seaver, R (1, 1) OBP: 0.189, SLG: 0.085 Joe Torre, R (8, PH) OBP: 0.344, SLG: 0.420 Leon Brown, R (8, PR) OBP: 0.268, SLG: 0.275 Skip Lockwood, R (9, 1) OBP: 0.455, SLG: 0.500			SSS 0-3 K ①		x 0-0 6-3 ③			x 0-0 1B		2	0	0	0	0	1	1
										1	0	1	0	0	0	0
										0	0	0	0	0	0	0
										0	0	0	0	0	0	0
Inning Stats	R: 0 E: 0 K: 0 S: 3 H: 1 LOB: 1 BB: 1 P: 7	R: 0 E: 0 K: 1 S: 6 H: 1 LOB: 1 BB: 0 P: 6	R: 0 E: 0 K: 1 S: 5 H: 0 LOB: 0 BB: 0 P: 5	R: 0 E: 0 K: 1 S: 5 H: 0 LOB: 0 BB: 0 P: 5	R: 0 E: 0 K: 0 S: 3 H: 0 LOB: 1 BB: 1 P: 7	R: 0 E: 0 K: 1 S: 5 H: 0 LOB: 0 BB: 0 P: 5	R: 0 E: 0 K: 1 S: 6 H: 1 LOB: 1 BB: 0 P: 6	R: 0 E: 0 K: 0 S: 4 H: 1 LOB: 1 BB: 0 P: 4	R: 0 E: 0 K: 0 S: 4 H: 1 LOB: 1 BB: 0 P: 4	1B: 5 2B: 0 3B: 0 HR: 0	SF: 0 SAC: 1 DP: 1 HBP: 0						

livebaseballscorecards.com

AB	30
R	0
H	5
RBI	0
BB	2
SO	5
LOB	11

WP: 0 PB: 0 SB: 0 CS: 0 PA: 33

PITCHER	IP	WLS	BF	H	R	ER	SO	BB	IBB	HBP	BLK	WP	HR	S	P	ERA	WHIP
Joaquin Andujar, R (1, 1) ERA: 3.82	9.0	W	33	5	0	0	5	2	0	0	0	0	0	41	49	0.00	0.778

PITCHER	IP	WLS	BF	H	R	ER	SO	BB	IBB	HBP	BLK	WP	HR	S	P	ERA	WHIP

Atlanta Braves @ New York Mets

Shea Stadium, Flushing, NY

Sun Jul 18 1976, 3:33 AM EDT

Att. 20,147 - Unknown

TOP

livebaseballscorecards.com

Batter	1	2	3	4	5	6	7	8	9	AB	R	H	RBI	BB	SO	LOB
Jerry Royster, R (1, 5) OBP: 0.309, SLG: 0.306	K		6-3			5-3			F8	4	0	0	0	0	1	1
Rod Gilbreath, R (1, 4) OBP: 0.335, SLG: 0.393	F9			5-3		6-3			E6	4	0	0	0	0	0	0
Jimmy Wynn, R (1, 8) OBP: 0.400, SLG: 0.408	6-3			1B			F5		K	4	0	1	0	0	1	1
Willie Montanez, L (1, 3) OBP: 0.358, SLG: 0.438		3-1		F7			3-1			3	0	0	0	0	0	1
Tom Paciorek, R (1, 7) OBP: 0.357, SLG: 0.419		K		K			F9			3	0	0	0	0	2	1
Ken Henderson, S (1, 9) OBP: 0.363, SLG: 0.405		F9			F9			4-3		3	0	0	0	0	0	0
Earl Williams, R (1, 2) OBP: 0.282, SLG: 0.379			F8		F9			F8		3	0	0	0	0	0	0
Darrel Chaney, S (1, 6) OBP: 0.334, SLG: 0.351 Mike Marshall, R (8, 1) OBP: 0.417, SLG: 0.143			BLK SH1-4 1B		6-3			6-3		3 0	0 0	1 0	0 0	0 0	0 0	0 0
Carl Morton, R (1, 1) OBP: 0.200, SLG: 0.154 Rob Belloir, R (8, 6) OBP: 0.429, SLG: 0.455 Cito Gaston, R (9, PH) OBP: 0.444, SLG: 0.500			SH1-4 1-2			6-3			F9	1 0 1	0 0 0	0 0 0	0 0 0	0 0 0	0 0 0	0 0 0

Inning Stats	1	2	3	4	5	6	7	8	9
	R: 0 E: 0 K: 1 S: 5	R: 0 E: 0 K: 1 S: 5	R: 0 E: 0 K: 0 S: 4	R: 0 E: 0 K: 1 S: 6	R: 0 E: 0 K: 0 S: 3	R: 0 E: 0 K: 0 S: 3	R: 0 E: 0 K: 0 S: 3	R: 0 E: 0 K: 0 S: 3	R: 0 E: 1 K: 1 S: 6
	H: 0 LOB: 0 BB: 0 P: 5	H: 0 LOB: 0 BB: 0 P: 5	H: 1 LOB: 1 BB: 0 P: 4	H: 1 LOB: 1 BB: 0 P: 6	H: 0 LOB: 0 BB: 0 P: 3	H: 0 LOB: 0 BB: 0 P: 3	H: 0 LOB: 0 BB: 0 P: 3	H: 0 LOB: 0 BB: 0 P: 3	H: 0 LOB: 1 BB: 0 P: 6

AB	29
R	0
H	2
RBI	0
BB	0
SO	4
LOB	4

1B: 2 SF: 0
2B: 0 SAC: 1
3B: 0 DP: 0
HR: 0 HBP: 0

WP: 0 PA: 30
PB: 0
SB: 0
CS: 0

PITCHER	IP	WLS	BF	H	R	ER	SO	BB	IBB	HBP	BLK	WP	HR	S	P	ERA	WHIP
Mickey Lolich, L (1, 1) ERA: 2.69	9.0	W	30	2	0	0	4	0	0	0	1	0	0	38	38	0.00	0.222

PITCHER	IP	WLS	BF	H	R	ER	SO	BB	IBB	HBP	BLK	WP	HR	S	P	ERA	WHIP

BOTTOM

Atlanta Braves @ New York Mets

Shea Stadium, Flushing, NY

Sun Jul 18 1976, 3:33 AM EDT

Att. 20,147 - Unknown

livebaseballscorecards.com

Batter	1	2	3	4	5	6	7	8	9	AB	R	H	RBI	BB	SO	LOB
Mike Phillips, L (1, 6) OBP: 0.339, SLG: 0.388	0-0 1B		0-0 F7 ②		0-0 F9 ②		0-0 F8 ③			4	0	1	0	0	0	1
Felix Millan, R (1, 4) OBP: 0.318, SLG: 0.327	0-0 F4 ①		0-0 2-H 1B		0-0 1B 1B			0-0 S 1B		4	0	3	1	0	0	1
Joe Torre, R (1, 3) OBP: 0.342, SLG: 0.416	S S S 0-3 K ②		0-0 F8 ③		0-0 1-2 1B			S S S 0-3 1-2 K ①		4	0	1	0	0	2	3
Dave Kingman, R (1, 7) OBP: 0.281, SLG: 0.536	0-0 F6 ③			0-0 HR	0-0 4-3 ③			0-0 F5 ②		4	1	1	1	0	0	4
Mike Vail, R (1, 9) OBP: 0.250, SLG: 0.250		0-0 3-1 ①		0-0 1B 1B		0-0 F9 ①		S S S 0-3 K ③		4	0	1	0	0	1	1
Del Unser, L (1, 8) OBP: 0.277, SLG: 0.351		0-0 F8 ②		0-0 1-2 G6-4-3 1B		0-0 F4 ②				3	0	1	0	0	0	0
Ron Hodges, L (1, 2) OBP: 0.400, SLG: 0.462		S S S 0-3 K ③		0-0 F8 ①		0-0 F9 ③				3	0	0	0	0	1	2
Roy Staiger, R (1, 5) OBP: 0.245, SLG: 0.247			0-0 SH1-4 1B 1B	0-0 ② ③ G6-4-3 1-2f			0-0 F8 ①			3	1	1	0	0	0	2
Mickey Lolich, S (1, 1) OBP: 0.206, SLG: 0.156			0-0 SH1-4 ① 1-2		0-0 F9 ①		0-0 5-3 ②			2	0	0	0	0	0	0
Inning Stats	R: 0 E: 0 K: 1 S: 6 H: 1 LOB: 1 BB: 0 P: 6	R: 0 E: 0 K: 1 S: 5 H: 0 LOB: 0 BB: 0 P: 5	R: 1 E: 0 K: 0 S: 5 H: 2 LOB: 1 BB: 0 P: 5	R: 1 E: 0 K: 0 S: 5 H: 3 LOB: 1 BB: 0 P: 5	R: 0 E: 0 K: 0 S: 5 H: 2 LOB: 2 BB: 0 P: 5	R: 0 E: 0 K: 0 S: 3 H: 0 LOB: 0 BB: 0 P: 3	R: 0 E: 0 K: 0 S: 3 H: 0 LOB: 0 BB: 0 P: 3	R: 0 E: 0 K: 2 S: 8 H: 1 LOB: 1 BB: 0 P: 8		1B: 8 2B: 0 3B: 0 HR: 1	SF: 0 SAC: 1 DP: 1 HBP: 0						

	AB	31
	R	2
	H	9
	RBI	2
	BB	0
	SO	4
	LOB	14

WP: 0 PB: 0 SB: 1 CS: 0 PA: 32

PITCHER		IP	WLS	BF	H	R	ER	SO	BB	IBB	HBP	BLK	WP	HR	S	P	ERA	WHIP
Carl Morton, R ERA: 5.07	(1, 1)	7.0	L	28	8	2	2	2	0	0	0	0	0	1	32	32	2.57	1.143
Mike Marshall, R ERA: 4.11	(8, 1)	1.0		4	1	0	0	2	0	0	0	0	0	0	8	8	0.00	1.000

PITCHER	IP	WLS	BF	H	R	ER	SO	BB	IBB	HBP	BLK	WP	HR	S	P	ERA	WHIP

Batter	1	2	3	4	5	6	7	8	9	AB	R	H	RBI	BB	SO	LOB
Jerry Royster, R (1, 5) OBP: 0.314, SLG: 0.309	B B B B 4-0 1-6-3 BB		x 0-0 ① 1-3	x 0-0 1-2 1B		x 0-0 ② F9 2-3		x 0-0 1B		4	0	2	0	1	0	2
Biff Pocoroba, S (1, 2) OBP: 0.293, SLG: 0.272	x 0-0 ① 1-6-3 1-2		x 0-0 ② F5	x 0-0 ③ F8		x 0-0 3-H 1B		x 0-0 ③ 4-3		5	0	1	1	0	0	5
Jimmy Wynn, R (1, 8) OBP: 0.394, SLG: 0.400	x 0-0 ② F5		S S S 0-3 ③ K		x 0-0 ① F6	x 0-0 ③ F6			S S S 0-3 ① K	5	0	0	0	0	2	3
Willie Montanez, L (1, 3) OBP: 0.361, SLG: 0.439	x 0-0 ③ 3-1			x 0-0 2B SF9 1B	x 0-0 F8 1B 1B		B B B B 4-0 BB		x 0-0 ② 4-3	4	1	2	0	1	0	1
Ken Henderson, S (1, 9) OBP: 0.367, SLG: 0.417		x 0-0 2B		x 0-0 1-3 E 2B	x 0-0 1-2 1B		x 0-0 ① F7		x 0-0 ③ G3	5	1	3	0	0	0	1
Dave May, L (1, 7) OBP: 0.297, SLG: 0.302		S S S 0-3 ① K		x 0-0 ① 6-3	x 0-0 ② F8 2-3		S S S 0-3 ② K			4	0	0	0	0	2	6
Darrel Chaney, S (1, 6) OBP: 0.333, SLG: 0.347		S S S 0-3 ② K		I I 4-0 E 1B IBB	S S S 0-3 ③ K		x 0-0 ③ F9			3	1	0	0	1	2	4
Rod Gilbreath, R (1, 4) OBP: 0.333, SLG: 0.392		x 0-0 ③ F8		x 0-0 ② SF9 1-3 2-H 3-H		x 0-0 F9 SH3-4 1B 1B		x 0-0 ① 5-3		3	1	1	1	0	0	1
Phil Niekro, R (1, 1) OBP: 0.189, SLG: 0.226			x 0-0 2B	x 0-0 1B 3-H 1B		x 0-0 ① SH3-4 1-2		x 0-0 ② 5-3		2	0	2	1	0	0	0
Mike Marshall, R (7, 1) OBP: 0.385, SLG: 0.125										1	0	0	0	0	0	0
Inning Stats	R: 0 E: 0 K: 0 S: 3 H: 0 LOB: 1 BB: 1 P: 7	R: 0 E: 0 K: 2 S: 8 H: 1 LOB: 1 BB: 0 P: 8	R: 0 E: 0 K: 1 S: 6 H: 1 LOB: 1 BB: 0 P: 6	R: 3 E: 1 K: 0 S: 7 H: 4 LOB: 2 BB: 1 P: 11	R: 0 E: 0 K: 1 S: 7 H: 2 LOB: 2 BB: 0 P: 7	R: 1 E: 0 K: 0 S: 5 H: 2 LOB: 1 BB: 0 P: 5	R: 0 E: 0 K: 1 S: 5 H: 0 LOB: 1 BB: 1 P: 9	R: 0 E: 0 K: 0 S: 4 H: 1 LOB: 1 BB: 0 P: 4	R: 0 E: 0 K: 1 S: 5 H: 0 LOB: 0 BB: 0 P: 5	1B: 8 2B: 3 3B: 0 HR: 0	SF: 1 SAC: 1 DP: 0 HBP: 0						

TOP

Atlanta Braves @ New York Mets

Shea Stadium, Flushing, NY

Mon Jul 19 1976, 7:05 PM EDT

Att. 17,473 - Unknown

livebaseballscorecards.com

AB	36
R	4
H	11
RBI	3
BB	3
SO	6
LOB	23

WP: 0 PB: 0 SB: 0 CS: 0 PA: 41

PITCHER		IP	WLS	BF	H	R	ER	SO	BB	IBB	HBP	BLK	WP	HR	S	P	ERA	WHIP
Craig Swan, R ERA: 3.56	(1, 1)	3.2	L	19	6	3	3	3	1	1	0	0	0	0	23	31	7.36	1.909
Bob Myrick, L ERA: 2.31	(4, 1)	1.1		6	2	0	0	1	0	0	0	0	0	0	8	8	0.00	1.500
Nino Espinosa, R ERA: 2.45	(6, 1)	2.0		9	2	1	1	1	1	0	0	0	0	0	10	14	4.50	1.500
Ken Sanders, R ERA: 1.61	(8, 1)	2.0		7	1	0	0	1	0	0	0	0	0	0	9	9	0.00	0.500

PITCHER	IP	WLS	BF	H	R	ER	SO	BB	IBB	HBP	BLK	WP	HR	S	P	ERA	WHIP

Atlanta Braves @ New York Mets

Shea Stadium, Flushing, NY

Mon Jul 19 1976, 7:05 PM EDT

Att. 17,473 - Unknown

BOTTOM

Batter	1	2	3	4	5	6	7	8	9	AB	R	H	RBI	BB	SO	LOB
Del Unser, L (1, 8) OBP: 0.276, SLG: 0.346	F6		K		3-1		BB 1-2		G4-6-3 1-2f	4	0	0	0	1	1	3
Felix Millan, R (1, 4) OBP: 0.317, SLG: 0.326	K		1B 1-2 2-3			5-3	4-3			4	0	1	0	0	1	3
Joe Torre, R (1, 3) OBP: 0.340, SLG: 0.412	F8		K			5-3		F8 4-3 1B		4	1	1	0	0	1	3
Dave Kingman, R (1, 7) OBP: 0.280, SLG: 0.534		6-3		FC4-6 1B		F7		4-3 1-2		1	0	0	0	0	0	0
Bruce Boisclair, L (4, 7) OBP: 0.351, SLG: 0.352								1B		3	0	2	0	0	0	0
Mike Vail, R (1, 9) OBP: 0.250, SLG: 0.250		6-3		F9			5-3 3B 1B	F8 2-3		4	1	1	0	0	0	3
Ron Hodges, L (1, 2) OBP: 0.395, SLG: 0.448		BB 2-6		FC4-6 1-2f			5-3 1-2	4-3 1-2 3-H		3	0	0	1	1	0	3
Mike Phillips, L (1, 6) OBP: 0.343, SLG: 0.400		2-6 1-2	BB FC1-4	F8			2-H 3B	F8		3	0	1	1	1	0	2
Roy Staiger, R (1, 5) OBP: 0.245, SLG: 0.240			FC1-4 1B E 1-2f		BB G6-4-3		K		E5 G4-6-3	3	0	0	0	1	1	2
Craig Swan, R (1, 1) OBP: 0.212, SLG: 0.103			FC3 1B 1-2		G6-4-3 1-2f		BB		K	1	0	0	0	0	0	1
Bob Myrick, R (4, 1)										0	0	0	0	0	0	0
Leon Brown, R (5, PH) OBP: 0.262, SLG: 0.268										1	0	0	0	0	0	1
Nino Espinosa, R (6, 1)										0	0	0	0	0	0	0
Ed Kranepool, L (7, PH) OBP: 0.338, SLG: 0.385										0	0	0	0	1	0	0
Ken Sanders, R (8, 1)										0	0	0	0	0	0	0
Wayne Garrett, L (9, PH) OBP: 0.359, SLG: 0.311										1	0	0	0	0	1	1
Inning Stats	R: 0 E: 0 K: 1 S: 5 H: 0 LOB: 0 BB: 0 P: 5	R: 0 E: 0 K: 0 S: 2 H: 0 LOB: 1 BB: 1 P: 6	R: 0 E: 1 K: 2 S: 9 H: 1 LOB: 3 BB: 1 P: 13	R: 0 E: 0 K: 0 S: 4 H: 1 LOB: 1 BB: 0 P: 4	R: 0 E: 0 K: 0 S: 2 H: 0 LOB: 0 BB: 1 P: 6	R: 0 E: 0 K: 0 S: 3 H: 0 LOB: 0 BB: 0 P: 3	R: 1 E: 0 K: 1 S: 7 H: 2 LOB: 3 BB: 2 P: 15	R: 1 E: 0 K: 0 S: 5 H: 2 LOB: 1 BB: 0 P: 5	R: 0 E: 1 K: 1 S: 5 H: 0 LOB: 0 BB: 0 P: 5	1B: 5 2B: 0 3B: 1 HR: 0 SF: 0 SAC: 0 DP: 2 HBP: 0			WP: 0 PB: 0 SB: 0 CS: 0		PA: 37	

livebaseballscorecards.com

AB	32
R	2
H	6
RBI	2
BB	5
SO	5
LOB	22

PITCHER		IP	WLS	BF	H	R	ER	SO	BB	IBB	HBP	BLK	WP	HR	S	P	ERA	WHIP
Phil Niekro, R ERA: 3.54	(1, 1)	6.2	W	28	4	1	1	4	4	0	0	0	0	0	31	47	1.35	1.200
Mike Marshall, R ERA: 4.1	(7, 1)	2.1	S	10	2	1	1	1	1	0	0	0	0	0	11	15	3.86	1.286

PITCHER	IP	WLS	BF	H	R	ER	SO	BB	IBB	HBP	BLK	WP	HR	S	P	ERA	WHIP

Batter	1	2	3	4	5	6	7	8	9	AB	R	H	RBI	BB	SO	LOB
Del Unser, L (1, 8) OBP: 0.275, SLG: 0.344	S S S 0-3 ① K		x 0-0 ① F8		x 0-0 1-2 1B		x 0-0 ③ G3			4	0	1	0	0	1	1
Felix Millan, R (1, 4) OBP: 0.316, SLG: 0.325	x 0-0 1B 1B 1B		x 0-0 ② F9		x 0-0 ② F9			x 0-0 ① 6-3		4	1	1	0	0	0	2
John Milner, L (1, 7) OBP: 0.346, SLG: 0.468 Bruce Boisclair, L (8, 7) OBP: 0.351, SLG: 0.352	x 0-0 1B 1-2 SF8 1B		x 0-0 2B 1B		S S S 0-3 ③ K			x 0-0 ② F5		4 0	1 0	2 0	0 0	0 0	1 0	2 0
Ed Kranepool, L (1, 3) OBP: 0.343, SLG: 0.394	x 0-0 1-3 2-H 1B		x 0-0 ③ 1-H 2B			x 0-0 ① P3		x 0-0 FC5-4 1B		4	0	3	1	0	0	0
Mike Vail, R (1, 9) OBP: 0.214, SLG: 0.222	x 0-0 ② SF8 3-H			x 0-0 ① F9		x 0-0 ② 6-3		x 0-0 ③ FC5-4 1-2f		3	0	0	1	0	0	1
Mike Phillips, L (1, 5) OBP: 0.335, SLG: 0.390	x 0-0 ③ 4-3			x 0-0 ② G3		x 0-0 ③ F8			x 0-0 ① F7	4	0	0	0	0	0	1
Jerry Grote, R (1, 2) OBP: 0.342, SLG: 0.323		x 0-0 ① F7		x 0-0 ③ P6			x 0-0 FC3-6 1B		x 0-0 ② 6-3	4	0	1	0	0	0	0
Bud Harrelson, S (1, 6) OBP: 0.354, SLG: 0.299		x 0-0 ② F3			x 0-0 ① F8		x 0-0 ① FC3-6 1-2f S		x 0-0 1B	4	0	1	0	0	0	1
Jerry Koosman, R (1, 1) OBP: 0.300, SLG: 0.308		S S S 0-3 ③ K			x 0-0 1B 1B		S S S 0-3 ② K 1-2		x 0-0 ③ 4-3	4	0	1	0	0	2	2
Inning Stats	R: 2 E: 0 K: 1 S: 8 H: 3 LOB: 1 BB: 0 P: 8	R: 0 E: 0 K: 1 S: 5 H: 0 LOB: 0 BB: 0 P: 5	R: 0 E: 0 K: 0 S: 4 H: 2 LOB: 2 BB: 0 P: 4	R: 0 E: 0 K: 0 S: 3 H: 0 LOB: 0 BB: 0 P: 3	R: 0 E: 0 K: 1 S: 7 H: 2 LOB: 2 BB: 0 P: 7	R: 0 E: 0 K: 0 S: 3 H: 0 LOB: 0 BB: 0 P: 3	R: 0 E: 0 K: 1 S: 6 H: 1 LOB: 1 BB: 0 P: 6	R: 0 E: 0 K: 0 S: 4 H: 1 LOB: 1 BB: 0 P: 4	R: 0 E: 0 K: 0 S: 4 H: 1 LOB: 1 BB: 0 P: 4	1B: 9 2B: 1 3B: 0 HR: 0	SF: 1 SAC: 0 DP: 0 HBP: 0						

TOP

New York Mets @ Cincinnati Reds

Riverfront Stadium, Cincinnati, OH

Tue Jul 20 1976, 7:05 PM EDT

Att. 37,020 - Unknown

livebaseballscorecards.com

AB	35
R	2
H	10
RBI	2
BB	0
SO	4
LOB	10

PITCHER		IP	WLS	BF	H	R	ER	SO	BB	IBB	HBP	BLK	WP	HR	S	P	ERA	WHIP
Gary Nolan, R ERA: 3.15	(1, 1)	7.0	L	28	8	2	2	4	0	0	0	0	0	0	36	36	2.57	1.143
Will McEnaney, L ERA: 4.23	(8, 1)	2.0		8	2	0	0	0	0	0	0	0	0	0	8	8	0.00	1.000

PITCHER	IP	WLS	BF	H	R	ER	SO	BB	IBB	HBP	BLK	WP	HR	S	P	ERA	WHIP

New York Mets @ Cincinnati Reds

Riverfront Stadium, Cincinnati, OH

Tue Jul 20 1976, 7:05 PM EDT

Att. 37,020 - Unknown

BOTTOM

Batter	1	2	3	4	5	6	7	8	9	AB	R	H	RBI	BB	SO	LOB
Pete Rose, S (1, 5) OBP: 0.428, SLG: 0.463	HR		1-3		5-3		2-3 1B			4	1	2	1	0	0	0
Dave Concepcion, R (1, 6) OBP: 0.331, SLG: 0.398	K		K			6-3	K			4	0	0	0	0	3	2
Joe Morgan, L (1, 4) OBP: 0.451, SLG: 0.610	L7		F8			K		4-3		4	0	0	0	0	1	0
George Foster, R (1, 9) OBP: 0.382, SLG: 0.562	P6			1B		BB 1B		5-3		4	0	2	0	0	0	0
Johnny Bench, R (1, 2) OBP: 0.352, SLG: 0.398		FC1-6 BB		K		1-2 BB		5-3		2	0	0	0	2	1	1
Tony Perez, R (1, 3) OBP: 0.323, SLG: 0.438		F7		K		K			F3	4	0	0	0	0	2	4
Bob Bailey, R (1, 7) OBP: 0.376, SLG: 0.596 Joel Youngblood, R (7, PR) OBP: 0.289, SLG: 0.310 (8, 7)		1-2 FC1-6 BB		K			FC5-6 1B		F9	2 1	0 0	1 0	0 0	1 0	1 0	1 0
Cesar Geronimo, L (1, 8) OBP: 0.385, SLG: 0.451		1-2f 2-3 FC1-6 FC4-6			4-3		1-2f FC5-6 1B		4-3	4	0	0	0	0	0	3
Gary Nolan, R (1, 1) OBP: 0.135, SLG: 0.100 Ed Armbrister, R (7, PH) OBP: 0.371, SLG: 0.429 Will McEnaney, L (8, 1)		1-2f FC4-6			4-3		5-3			2 1 0	0 0 0	0 0 0	0 0 0	0 0 0	0 0 0	2 2 0
Inning Stats	R: 1 H: 1 E: 0 LOB: 0 K: 1 BB: 0 S: 6 P: 6	R: 0 H: 0 E: 0 LOB: 2 K: 0 BB: 2 S: 3 P: 11	R: 0 H: 0 E: 0 LOB: 0 K: 1 BB: 0 S: 5 P: 5	R: 0 H: 1 E: 0 LOB: 1 K: 3 BB: 0 S: 10 P: 10	R: 0 H: 0 E: 0 LOB: 0 K: 0 BB: 0 S: 3 P: 3	R: 0 H: 1 E: 0 LOB: 2 K: 2 BB: 1 S: 8 P: 12	R: 0 H: 2 E: 1 LOB: 2 K: 1 BB: 0 S: 7 P: 7	R: 0 H: 0 E: 0 LOB: 0 K: 0 BB: 0 S: 3 P: 3	R: 0 H: 0 E: 0 LOB: 0 K: 0 BB: 0 S: 3 P: 3	1B: 4 SF: 0 2B: 0 SAC: 0 3B: 0 DP: 0 HR: 1 HBP: 0						

PITCHER	IP	WLS	BF	H	R	ER	SO	BB	IBB	HBP	BLK	WP	HR	S	P	ERA	WHIP
Jerry Koosman, L (1, 1) ERA: 3.51	9.0	W	35	5	1	1	8	3	0	0	0	0	1	48	60	1.00	0.889

PITCHER	IP	WLS	BF	H	R	ER	SO	BB	IBB	HBP	BLK	WP	HR	S	P	ERA	WHIP

AB	32
R	1
H	5
RBI	1
BB	3
SO	8
LOB	15

WP: 0 PA: 35
PB: 0
SB: 0
CS: 0

livebaseballscorecards.com

Batter	1	2	3	4	5	6	7	8	9	AB	R	H	RBI	BB	SO	LOB
Pepe Mangual, R (1, 8) OBP: 0.401, SLG: 0.352	1-3			6-3		F3			1B	4	0	1	0	0	0	0
Felix Millan, R (1, 4) OBP: 0.312, SLG: 0.321	6-3			4-3			F7		F8	4	0	0	0	0	0	1
John Milner, L (1, 7) OBP: 0.345, SLG: 0.472	K			3B			4-3		K	4	0	1	0	0	2	1
Joe Torre, R (1, 3) OBP: 0.333, SLG: 0.403		F9		L5			P4		F4	4	0	0	0	0	0	2
Mike Vail, R (1, 9) OBP: 0.226, SLG: 0.233		6-3			6-3			1B		3	0	1	0	0	0	0
Jerry Grote, R (1, 2) OBP: 0.338, SLG: 0.319		6-3			6-3			K		3	0	0	0	0	1	1
Roy Staiger, R (1, 5) OBP: 0.248, SLG: 0.243			F8		5-3			1-2 1B		3	0	1	0	0	0	0
Bud Harrelson, S (1, 6) OBP: 0.350, SLG: 0.295			F8			5-3		P6		3	0	0	0	0	0	2
Jon Matlack, L (1, 1) OBP: 0.237, SLG: 0.170			G3			K		L9		2	0	0	0	0	1	0
Bob Apodaca, R (6, 1) OBP: 0.273, SLG: 0.300										0	0	0	0	0	0	0
Ed Kranepool, L (8, PH) OBP: 0.342, SLG: 0.392										1	0	0	0	0	0	2
Ken Sanders, R (8, 1)										0	0	0	0	0	0	0
Inning Stats	R: 0 E: 0 K: 1 S: 5 H: 0 LOB: 0 BB: 0 P: 5	R: 0 E: 0 K: 0 S: 3 H: 0 LOB: 0 BB: 0 P: 3	R: 0 E: 0 K: 0 S: 3 H: 0 LOB: 0 BB: 0 P: 3	R: 0 E: 0 K: 0 S: 4 H: 1 LOB: 1 BB: 0 P: 4	R: 0 E: 0 K: 0 S: 3 H: 0 LOB: 0 BB: 0 P: 3	R: 0 E: 0 K: 1 S: 5 H: 0 LOB: 0 BB: 0 P: 5	R: 0 E: 0 K: 0 S: 3 H: 0 LOB: 0 BB: 0 P: 3	R: 0 E: 0 K: 1 S: 7 H: 2 LOB: 2 BB: 0 P: 7	R: 0 E: 0 K: 1 S: 6 H: 1 LOB: 1 BB: 0 P: 6	1B: 3 2B: 0 3B: 1 HR: 0 SF: 0 SAC: 0 DP: 0 HBP: 0						

PITCHER	IP	WLS	BF	H	R	ER	SO	BB	IBB	HBP	BLK	WP	HR	S	P	ERA	WHIP
Fred Norman, L (1, 1) ERA: 2.61	9.0	W	31	4	0	0	4	0	0	0	0	0	0	39	39	0.00	0.444

PITCHER	IP	WLS	BF	H	R	ER	SO	BB	IBB	HBP	BLK	WP	HR	S	P	ERA	WHIP

TOP

New York Mets @ Cincinnati Reds

Riverfront Stadium, Cincinnati, OH

Wed Jul 21 1976, 7:05 PM EDT

Att. 31,841 - Unknown

livebaseballscorecards.com

AB	31
R	0
H	4
RBI	0
BB	0
SO	4
LOB	9

WP: 0 PB: 0 SB: 0 CS: 0 PA: 31

New York Mets @ Cincinnati Reds

Riverfront Stadium, Cincinnati, OH

Wed Jul 21 1976, 7:05 PM EDT

Att. 31,841 - Unknown

livebaseballscorecards.com

BOTTOM

Batter	1	2	3	4	5	6	7	8	9	AB	R	H	RBI	BB	SO	LOB
Pete Rose, S (1, 5) OBP: 0.426, SLG: 0.462	FC3-6 1B		4-3		SF9 3-H		G1-6-3 1-2f			3	0	1	1	0	0	1
Ken Griffey, L (1, 9) OBP: 0.402, SLG: 0.444	F8			S E 1B	3-1			E 1B 1B		4	2	2	0	0	0	2
Joe Morgan, L (1, 4) OBP: 0.451, SLG: 0.613 Doug Flynn, R (9, 4) OBP: 0.331, SLG: 0.353	FC3-6 E S 1-2f			E9 S 1-H 1B		S WP 2B		F7		4 0	1 0	2 0	1 0	0 0	0 0	2 0
George Foster, R (1, 7) OBP: 0.378, SLG: 0.556	K 1-3			K 2-3		5-3 2-H		E6 1B 1-2		4	0	0	0	0	2	3
Johnny Bench, R (1, 2) OBP: 0.351, SLG: 0.396		1-3		K		P6		G5-4-3 1-2 2-H 1B		4	0	1	1	0	1	1
Tony Perez, R (1, 3) OBP: 0.322, SLG: 0.433		K		5-3		WP S BB		G5-4-3 1-2f		3	0	0	0	1	1	3
Dave Concepcion, R (1, 6) OBP: 0.333, SLG: 0.401		CS 1B			SH1-4 1B SF9 1B	K 1-3				3	1	2	0	0	1	1
Cesar Geronimo, L (1, 8) OBP: 0.384, SLG: 0.450		CS 1-2	K		SH1-4 1-2 1B		F7			3	0	1	0	0	1	0
Fred Norman, S (1, 1) OBP: 0.208, SLG: 0.217			K		SH1-4 1-2 2-3		G1-6-3 1B			2	0	1	0	0	1	0
Inning Stats	R: 0 E: 0 K: 1 S: 6 H: 1 LOB: 1 BB: 0 P: 6	R: 0 E: 0 K: 1 S: 5 H: 1 LOB: 0 BB: 0 P: 5	R: 0 E: 0 K: 2 S: 7 H: 0 LOB: 0 BB: 0 P: 7	R: 1 E: 1 K: 2 S: 9 H: 2 LOB: 1 BB: 0 P: 9	R: 1 E: 0 K: 0 S: 5 H: 2 LOB: 1 BB: 0 P: 5	R: 1 E: 0 K: 1 S: 6 H: 1 LOB: 1 BB: 1 P: 10	R: 0 E: 0 K: 0 S: 3 H: 1 LOB: 0 BB: 0 P: 3	R: 1 E: 1 K: 0 S: 5 H: 2 LOB: 1 BB: 0 P: 5		1B: 9 2B: 1 3B: 0 HR: 0 SF: 1 SAC: 1 DP: 2 HBP: 0						

AB	30
R	4
H	10
RBI	3
BB	1
SO	7
LOB	13

WP: 2 PB: 0 SB: 5 CS: 1 PA: 34

PITCHER		IP	WLS	BF	H	R	ER	SO	BB	IBB	HBP	BLK	WP	HR	S	P	ERA	WHIP
Jon Matlack, L ERA: 2.73	(1, 1)	5.2	L	24	7	3	3	6	1	0	0	0	1	0	35	39	4.76	1.412
Bob Apodaca, R ERA: 2.48	(6, 1)	1.1		4	1	0	0	1	0	0	0	0	1	0	6	6	0.00	0.750
Ken Sanders, R ERA: 1.55	(8, 1)	1.0		5	2	1	0	0	0	0	0	0	0	0	5	5	0.00	2.000

PITCHER	IP	WLS	BF	H	R	ER	SO	BB	IBB	HBP	BLK	WP	HR	S	P	ERA	WHIP

Batter	1	2	3	4	5	6	7	8	9	10	11	AB	R	H	RBI	BB	SO	LOB
Pepe Mangual, R (1, 8) OBP: 0.397, SLG: 0.357	5-3		K			F9		3B		K		0	0	0	0	0	0	0
Felix Millan, R (1, 4) OBP: 0.308, SLG: 0.316	F7		6-3			F3		FC4-2			6-3	5	0	0	0	0	0	1
John Milner, L (1, 7) (9, 3) OBP: 0.339, SLG: 0.463	K		4-3			L4		F7			4-3	5	0	0	0	0	1	1
Ed Kranepool, L (1, 3) OBP: 0.547, SLG: 0.395		K	6-3	BB		1-3	1B		SH1-3		G3	3	0	2	0	1	1	0
Leon Brown, R (9, PR) (9, 7) OBP: 0.256, SLG: 0.262									1B			1	0	0	0	0	0	0
Bruce Boisclair, L (1, 9) OBP: 0.343, SLG: 0.344		K	3-1			1-3			SH1-3			3	0	0	0	0	1	2
Mike Phillips, L (1, 5) (8, 6) OBP: 0.339, SLG: 0.389		1B			F9	K			G5-4-3			3	0	1	0	1	1	1
Jerry Grote, R (1, 2) OBP: 0.341, SLG: 0.322		6-3			G5-4-3			SH1-4	G5-4-3			4	1	2	0	0	0	3
Bud Harrelson, S (1, 6) OBP: 0.347, SLG: 0.292			6-3		G5-4-3			SH1-4		4-3		2	0	0	0	0	0	1
Jim Dwyer, L (8, PH) OBP: 0.276, SLG: 0.247												1	1	1	0	0	0	0
Roy Staiger, R (8, 5) OBP: 0.245, SLG: 0.240												1	0	0	0	0	0	0
Tom Seaver, R (1, 1) OBP: 0.182, SLG: 0.082			K			K		SH1-4		L4		2	0	0	0	0	2	0
Joe Torre, R (10, PH) OBP: 0.332, SLG: 0.401												1	0	0	0	0	0	0
Skip Lockwood, R (10, 1) OBP: 0.455, SLG: 0.500												0	0	0	0	0	0	0
Inning Stats	R: 0 E: 0 K: 1 S: 5 / H: 0 LOB: 0 BB: 0 P: 5	R: 0 E: 0 K: 2 S: 8 / H: 1 LOB: 1 BB: 0 P: 8	R: 0 E: 0 K: 2 S: 7 / H: 0 LOB: 0 BB: 0 P: 7	R: 0 E: 0 K: 0 S: 3 / H: 0 LOB: 1 BB: 1 P: 7	R: 0 E: 0 K: 0 S: 3 / H: 1 LOB: 0 BB: 0 P: 3	R: 0 E: 0 K: 1 S: 5 / H: 0 LOB: 0 BB: 0 P: 5	R: 0 E: 0 K: 1 S: 6 / H: 1 LOB: 1 BB: 0 P: 6	R: 2 E: 0 K: 0 S: 6 / H: 3 LOB: 1 BB: 0 P: 6	R: 0 E: 0 K: 0 S: 3 / H: 1 LOB: 2 BB: 1 P: 7	R: 0 E: 0 K: 1 S: 5 / H: 0 LOB: 0 BB: 0 P: 5	R: 0 E: 0 K: 0 S: 3 / H: 0 LOB: 0 BB: 0 P: 3	1B: 6 2B: 0 3B: 1 HR: 0	SF: 0 SAC: 2 DP: 2 HBP: 0					

PITCHER		IP	WLS	BF	H	R	ER	SO	BB	IBB	HBP	BLK	WP	HR	S	P	ERA	WHIP
Steve Rogers, R ERA: 3.64	(1, 1)	10.0		37	7	2	2	8	1	1	0	0	0	0	51	59	1.80	0.800
Dale Murray, R ERA: 2.91	(11, 1)	1.0	W	3	0	0	0	0	0	0	0	0	0	0	3	3	0.00	0.000

PITCHER	IP	WLS	BF	H	R	ER	SO	BB	IBB	HBP	BLK	WP	HR	S	P	ERA	WHIP

TOP

New York Mets @ Montreal Expos

Jarry Park, Montreal, QB

Fri Jul 23 1976, 7:05 PM EDT

Att. 11,134 - Unknown - 75 F

livebaseballscorecards.com

AB	31
R	2
H	6
RBI	0
BB	2
SO	6
LOB	9

1B: 6	SF: 0	WP: 0	PA: 40
2B: 0	SAC: 2	PB: 0	
3B: 1	DP: 2	SB: 0	
HR: 0	HBP: 0	CS: 0	

Batter	1	2	3	4	5	6	7	8	9	10	11	AB	R	H	RBI	BB	SO	LOB
Ellis Valentine, R (1, 8) OBP: 0.308, SLG: 0.384	4-3 / 8-2 / 2B		K		1B			6-3		K / 1-2		5	0	2	0	0	2	2
Mike Jorgensen, L (1, 3) OBP: 0.338, SLG: 0.355	4-3 / 2-3			1B / 1B	K			G3			1-3	5	0	1	0	0	1	2
Del Unser, L (1, 7) OBP: 0.283, SLG: 0.378	8-2 / 3-Hf			G5-4-3 / 1-2 / 1B		K		F4			HR	5	1	2	1	0	1	1
Wayne Garrett, L (1, 4) OBP: 0.353, SLG: 0.302		4-3		F5		K			1-3			4	0	0	0	0	1	2
Tim Foli, R (1, 6) OBP: 0.272, SLG: 0.383		F7		G5-4-3 / 1-2f		5-3			F4			4	0	0	0	0	0	2
Barry Foote, R (1, 2) OBP: 0.266, SLG: 0.371		6-3			HR		K		K			4	1	1	1	0	2	0
Gary Carter, R (1, 9) OBP: 0.310, SLG: 0.319			5-3		1-3		F9			F9		4	0	0	0	0	0	0
Larry Parrish, R (1, 5) OBP: 0.287, SLG: 0.323			6-3 / BB		HR		WP / BB			F9		2	1	1	1	2	0	0
Steve Rogers, R (1, 1) OBP: 0.119, SLG: 0.119			6-3 / 1-2		K		K / 1-2			S / HBP		3	0	0	0	0	2	2
Jose Morales, R (10, PH) OBP: 0.327, SLG: 0.479												0	0	0	0	0	0	0
Jerry White, S (10, PR) OBP: 0.307, SLG: 0.317												0	0	0	0	0	0	0
Dale Murray, R (11, 1)												0	0	0	0	0	0	0
Inning Stats	R: 0 E: 0 K: 0 S: 3 H: 1 LOB: 0 BB: 0 P: 3	R: 0 E: 0 K: 0 S: 3 H: 0 LOB: 0 BB: 0 P: 3	R: 0 E: 0 K: 1 S: 5 H: 0 LOB: 1 BB: 1 P: 9	R: 0 E: 0 K: 0 S: 4 H: 2 LOB: 1 BB: 0 P: 4	R: 2 E: 0 K: 2 S: 10 H: 3 LOB: 1 BB: 0 P: 10	R: 0 E: 0 K: 2 S: 7 H: 0 LOB: 0 BB: 0 P: 7	R: 0 E: 0 K: 2 S: 7 H: 0 LOB: 1 BB: 1 P: 11	R: 0 E: 0 K: 0 S: 3 H: 0 LOB: 0 BB: 0 P: 3	R: 0 E: 0 K: 1 S: 5 H: 0 LOB: 0 BB: 0 P: 5	R: 0 E: 0 K: 1 S: 5 H: 0 LOB: 2 BB: 0 P: 6	R: 1 E: 0 K: 0 S: 2 H: 1 LOB: 0 BB: 0 P: 2	1B: 3 2B: 2 3B: 0 HR: 3	SF: 0 SAC: 0 DP: 2 HBP: 1	WP: 1 PB: 0 SB: 1 CS: 0	PA: 39			

PITCHER	IP	WLS	BF	H	R	ER	SO	BB	IBB	HBP	BLK	WP	HR	S	P	ERA	WHIP
Tom Seaver, R (1, 1) ERA: 2.68	9.0		33	6	2	2	8	2	0	0	0	1	2	47	55	2.00	0.889
Skip Lockwood, R (10, 1) ERA: 2.18	1.1	L	6	1	1	1	1	0	0	1	0	0	1	7	8	6.75	0.750

PITCHER	IP	WLS	BF	H	R	ER	SO	BB	IBB	HBP	BLK	WP	HR	S	P	ERA	WHIP

New York Mets @ Montreal Expos

Jarry Park, Montreal, QB

Fri Jul 23 1976, 7:05 PM EDT

Att. 11,134 - Unknown - 75 F

BOTTOM

livebaseballscorecards.com

AB	36
R	3
H	7
RBI	3
BB	2
SO	9
LOB	11

Batter	1	2	3	4	5	6	7	8	9	AB	R	H	RBI	BB	SO	LOB
Pepe Mangual, R (1, 8) OBP: 0.403, SLG: 0.367	F9	E6		1-2 1B	1-2 2-3 3-H BB		1B	2-H 3-H 2B		0	2	0	0	0	0	0
Mike Phillips, L (1, 6) OBP: 0.339, SLG: 0.389	4-3	1-2 1B		E 1-2 2-3 1B	2-3 3-H SF8		E6 FC3-6 1-3	6-3		5	0	2	1	0	0	2
John Milner, L (1, 7) OBP: 0.339, SLG: 0.462	BB BB BB BB	F9		E3 1-3 2-H 3-H	1-H 3-H 2B		FC3-6 FC6-4 1-2f		E6 G6-4-3	5	1	1	3	1	0	5
Ed Kranepool, L (1, 9) OBP: 0.349, SLG: 0.392 Bruce Boisclair, L (5, 9) OBP: 0.338, SLG: 0.338	BB BB 1-2 BB	F7		G6-3 IBB	G3		F7		F8	2 2	0 0	0 0	0 0	2 0	0 0	1 3
Joe Torre, R (1, 3) OBP: 0.327, SLG: 0.390	BB 1-2 2-3 BB	6-3		G6-3 1-2f	L5		FC6-4 1-2f		G6-4-3 1-2f	5	0	0	0	1	0	7
Ron Hodges, L (1, 2) OBP: 0.412, SLG: 0.449	1-2 2-3 3-H BB	FC6-4 BB			BB BB BB BB	F7		BB 1B G5-2-3 1B		2	1	1	1	3	0	0
Roy Staiger, R (1, 5) OBP: 0.252, SLG: 0.241	K	FC6-4 1-2f			BB BB 1-2 BB	K		G5-2-3 BB 1-2 2B 1B		4	2	1	0	1	2	4
Felix Millan, R (1, 4) OBP: 0.312, SLG: 0.314		5-3		F8	BB BB 1-2 2-3 SF8 BB	BB		G5-2-3 1-2 2-3 2B BB		2	2	0	0	3	0	0
Mickey Lolich, S (1, 1) OBP: 0.237, SLG: 0.147 Bob Apodaca, R (7, 1) OBP: 0.250, SLG: 0.273		K		1B 1B E BB	SF8 BB 1-2 2-3 3-H 2B BB	K		G5-2-3 1-2 2-3 3-Hf		2 1	2 0	0 0	1 0	2 0	2 0	1 3
Inning Stats	R: 1 E: 0 K: 1 S: 5 H: 0 LOB: 3 BB: 4 P: 21	R: 0 E: 1 K: 1 S: 7 H: 1 LOB: 2 BB: 0 P: 7	R: 0 E: 0 K: 0 S: 3 H: 0 LOB: 1 BB: 1 P: 7	R: 2 E: 1 K: 0 S: 5 H: 2 LOB: 2 BB: 2 P: 13	R: 5 E: 0 K: 0 S: 4 H: 1 LOB: 1 BB: 5 P: 24	R: 0 E: 0 K: 2 S: 7 H: 0 LOB: 1 BB: 1 P: 11	R: 0 E: 1 K: 0 S: 5 H: 1 LOB: 2 BB: 0 P: 5	R: 2 E: 0 K: 0 S: 5 H: 3 LOB: 1 BB: 1 P: 9	R: 0 E: 1 K: 0 S: 3 H: 0 LOB: 0 BB: 0 P: 3	1B: 6 2B: 2 3B: 0 HR: 0 SF: 1 SAC: 0 DP: 3 HBP: 0						

PITCHER		IP	WLS	BF	H	R	ER	SO	BB	IBB	HBP	BLK	WP	HR	S	P	ERA	WHIP
Clay Kirby, R ERA: 5.0	(1, 1)	3.1	L	21	3	3	2	2	6	0	0	0	0	0	19	43	5.40	2.700
Joe Kerrigan, R ERA: 8.1	(4, 1)	0.2		6	0	4	4	0	4	1	0	0	0	0	1	21	54.00	6.000
Dan Warthen, L ERA: 6.26	(5, 1)	2.0		9	1	1	1	2	2	0	0	0	0	0	11	19	4.50	1.500
Chip Lang, R ERA: 4.67	(7, 1)	3.0		14	4	2	2	0	1	0	0	0	0	0	13	17	6.00	1.667

PITCHER	IP	WLS	BF	H	R	ER	SO	BB	IBB	HBP	BLK	WP	HR	S	P	ERA	WHIP

TOP

New York Mets @ Montreal Expos

Jarry Park, Montreal, QB

Sat Jul 24 1976, 7:05 PM EDT

Att. 14,198 - Unknown - 66 F

livebaseballscorecards.com

AB	30
R	10
H	5
RBI	6
BB	13
SO	4
LOB	26

WP: 0	PA: 50		
PB: 1			
SB: 0			
CS: 0			

Batter	1	2	3	4	5	6	7	8	9	AB	R	H	RBI	BB	SO	LOB
Ellis Valentine, R (1, 8) OBP: 0.305, SLG: 0.382	K			F8		2B SF7 1B 2-3	SF8 3-H			3	1	1	1	0	1	0
Bombo Rivera, R (1, 7) OBP: 0.338, SLG: 0.425 Del Unser, L (7, PH) OBP: 0.282, SLG: 0.377 (8, 7)	4-3			2B		K	FC6 1-2f			3 1	0 0	1 0	0 0	0 0	1 0	2 1
Larry Parrish, R (1, 5) OBP: 0.290, SLG: 0.330	5-3			5-3		2B 1-3 3-H		G5-4-3 1B		4	0	2	1	0	0	1
Andre Thornton, R (1, 3) OBP: 0.333, SLG: 0.384		CI FC4-6		BB FC5-4		SF7 3-H		F8		1	0	0	1	1	0	1
Barry Foote, R (1, 2) OBP: 0.262, SLG: 0.364		FC4-6 G5-4-3 1-2f		FC5-4 1-2f		F7		G5-4-3 1-2f		4	0	0	0	0	0	5
Tim Foli, R (1, 6) OBP: 0.272, SLG: 0.381		G5-4-3 1-2f			G6-4-3 1B		F7		6-3	4	0	1	0	0	0	1
Gary Carter, R (1, 9) OBP: 0.309, SLG: 0.313			F8		G6-4-3 1-2f		CI 1B BB		F4	3	1	0	0	1	0	1
Pete Mackanin, R (1, 4) OBP: 0.266, SLG: 0.346 Wayne Garrett, L (7, PH) OBP: 0.351, SLG: 0.301 (8, 4)			5-3		K		CI 1B SF8 1-2		F8	2 1	0 1	0 0	0 0	0 0	1 0	0 0
Clay Kirby, R (1, 1) OBP: 0.118, SLG: 0.125 Joe Kerrigan, R (4, 1) Dan Warthen, S (5, 1) Jerry White, S (6, PH) OBP: 0.310, SLG: 0.325 Chip Lang, R (7, 1) OBP: 0.500, SLG: 0.500			F9			1B 2B 2B	FC6 1-3 2-H			1 0 0 1 1	0 0 0 1 0	0 0 0 1 1	0 0 0 0 1	0 0 0 0 0	0 0 0 0 0	0 0 0 0 0
Inning Stats	R: 0 E: 0 K: 1 S: 5 H: 0 LOB: 0 BB: 0 P: 5	R: 0 E: 1 K: 0 S: 3 H: 0 LOB: 0 BB: 0 P: 3	R: 0 E: 0 K: 0 S: 3 H: 0 LOB: 0 BB: 0 P: 3	R: 0 E: 0 K: 0 S: 4 H: 1 LOB: 2 BB: 1 P: 8	R: 0 E: 0 K: 1 S: 5 H: 1 LOB: 0 BB: 0 P: 5	R: 2 E: 0 K: 1 S: 8 H: 3 LOB: 1 BB: 0 P: 8	R: 2 E: 1 K: 0 S: 5 H: 1 LOB: 1 BB: 1 P: 9	R: 0 E: 0 K: 0 S: 3 H: 1 LOB: 0 BB: 0 P: 3	R: 0 E: 0 K: 0 S: 3 H: 0 LOB: 0 BB: 0 P: 3	1B: 4 2B: 3 3B: 0 HR: 0	SF: 2 SAC: 0 DP: 3 HBP: 0			WP: 0 PB: 0 SB: 0 CS: 0		PA: 35	

PITCHER		IP	WLS	BF	H	R	ER	SO	BB	IBB	HBP	BLK	WP	HR	S	P	ERA	WHIP
Mickey Lolich, L ERA: 2.71	(1, 1)	6.0	W	23	5	2	2	3	1	0	0	0	0	0	28	32	3.00	1.000
Bob Apodaca, R ERA: 2.36	(7, 1)	3.0	S	12	2	2	0	0	1	0	0	0	0	0	11	15	0.00	1.000

PITCHER	IP	WLS	BF	H	R	ER	SO	BB	IBB	HBP	BLK	WP	HR	S	P	ERA	WHIP

BOTTOM

New York Mets @ Montreal Expos

Jarry Park, Montreal, QB

Sat Jul 24 1976, 7:05 PM EDT

Att. 14,198 - Unknown - 66 F

livebaseballscorecards.com

AB	29
R	4
H	7
RBI	4
BB	2
SO	3
LOB	12

Batter	1	2	3	4	5	6	7	8	9	AB	R	H	RBI	BB	SO	LOB
Pepe Mangual, R (1, 8) OBP: 0.395, SLG: 0.356	F3		5-3		FC5 2-3f		K			4	0	0	0	0	1	3
Jim Dwyer, L (1, 9) OBP: 0.278, SLG: 0.242	4-3			G3		BB 3B		F8		2	1	0	0	1	0	0
Mike Vail, R (8, PH) (8, 9) OBP: 0.219, SLG: 0.226										1	0	0	0	0	0	0
John Milner, L (1, 7) OBP: 0.333, SLG: 0.450	G3			P6		F9		F8		4	0	0	0	0	0	1
Ed Kranepool, L (1, 3) OBP: 0.350, SLG: 0.402		6-3 FC4-2 2B		P6		1-H FC4-2 3B		1-3		4	0	2	1	0	0	0
Jerry Grote, R (1, 2) OBP: 0.336, SLG: 0.316		6-3 2-3			F9	FC4-2 1B 3-H			F8	4	0	0	0	0	0	2
Felix Millan, R (1, 4) OBP: 0.313, SLG: 0.318		FC4-2 3-H			1B 2B	1-2 1B			L6	4	0	2	0	0	0	1
Roy Staiger, R (1, 5) OBP: 0.268, SLG: 0.252		F9			BB FC5 1B	F9			1B	3	0	1	0	1	0	3
Bud Harrelson, S (1, 6) OBP: 0.346, SLG: 0.291			F8		1-2 2-3 1B		5-3		F7	4	0	1	0	0	0	1
Jon Matlack, L (1, 1) OBP: 0.230, SLG: 0.164			K		K		1-3			2	0	0	0	0	2	3
Joe Torre, R (7, PH) OBP: 0.328, SLG: 0.391										1	0	0	0	0	0	0
Skip Lockwood, R (7, 1) OBP: 0.455, SLG: 0.500										0	0	0	0	0	0	0
Inning Stats	R: 0 E: 0 K: 0 S: 3 H: 0 LOB: 0 BB: 0 P: 3	R: 0 E: 0 K: 0 S: 4 H: 1 LOB: 1 BB: 0 P: 4	R: 0 E: 0 K: 1 S: 5 H: 0 LOB: 0 BB: 0 P: 5	R: 0 E: 0 K: 0 S: 3 H: 0 LOB: 0 BB: 0 P: 3	R: 0 E: 0 K: 1 S: 7 H: 2 LOB: 3 BB: 1 P: 11	R: 1 E: 0 K: 0 S: 5 H: 2 LOB: 2 BB: 1 P: 9	R: 0 E: 0 K: 1 S: 5 H: 0 LOB: 0 BB: 0 P: 5	R: 0 E: 0 K: 0 S: 3 H: 0 LOB: 0 BB: 0 P: 3	R: 0 E: 0 K: 0 S: 4 H: 1 LOB: 1 BB: 0 P: 4	1B: 3 2B: 2 3B: 1 HR: 0 SF: 0 SAC: 0 DP: 0 HBP: 0						

PITCHER		IP	WLS	BF	H	R	ER	SO	BB	IBB	HBP	BLK	WP	HR	S	P	ERA	WHIP
Larry Christenson, R ERA: 3.97	(1, 1)	6.0	W	25	5	1	1	2	2	0	0	0	0	0	27	35	1.50	1.167
Tug McGraw, L ERA: 2.73	(7, 1)	3.0	S	10	1	0	0	1	0	0	0	0	0	0	12	12	0.00	0.333

PITCHER	IP	WLS	BF	H	R	ER	SO	BB	IBB	HBP	BLK	WP	HR	S	P	ERA	WHIP

TOP

New York Mets @ Philadelphia Phillies

Veterans Stadium, Philadelphia, PA

Mon Jul 26 1976, 7:05 PM EDT

Att. 35,023 - Unknown

livebaseballscorecards.com

AB	33
R	1
H	6
RBI	1
BB	2
SO	3
LOB	14

PA: 35

WP: 0
PB: 0
SB: 0
CS: 0

Batter	1	2	3	4	5	6	7	8	9	AB	R	H	RBI	BB	SO	LOB
Dave Cash, R (1, 4) OBP: 0.339, SLG: 0.361	5-3		F9			SF7 3B		E9 2-H 3B		4	2	2	1	0	0	0
Larry Bowa, S (1, 6) OBP: 0.300, SLG: 0.305	6-3		K			SF7 3-H		S 1B		3	0	1	1	0	1	0
Mike Schmidt, R (1, 5) OBP: 0.393, SLG: 0.573	3B			L4-3 1B		F8 WP 2B		BBB 1-2 BB		3	1	3	0	1	0	0
Greg Luzinski, R (1, 7) OBP: 0.362, SLG: 0.506 Jerry Martin, R (9, 7) OBP: 0.386, SLG: 0.425	F8			L4-3 1-2		F8 2-3		L3		4 0	0 0	0 0	0 0	0 0	0 0	5 0
Ollie Brown, R (1, 9) OBP: 0.388, SLG: 0.460 Jay Johnstone, L (8, PH) OBP: 0.373, SLG: 0.464 (9, 9)		2B		K		5-3 3-H		F8		3 1	0 0	1 0	0 0	0 0	1 0	0 2
Garry Maddox, R (1, 8) OBP: 0.377, SLG: 0.464		P4			6-3 1B		5-3	K		4	0	1	0	0	1	3
Bobby Tolan, L (1, 3) OBP: 0.281, SLG: 0.375		K			K 1-2		F9			3	0	0	0	0	2	2
Johnny Oates, L (1, 2) OBP: 0.306, SLG: 0.242		4-3			6-3 2-3		K			3	0	0	0	0	1	2
Larry Christenson, R (1, 1) OBP: 0.222, SLG: 0.265 Tug McGraw, R (7, 1) OBP: 0.200, SLG: 0.400			K		K			E 2B		2 1	0 1	0 1	0 0	0 0	2 0	1 0
Inning Stats	R: 0 E: 0 K: 0 S: 4 H: 1 LOB: 1 BB: 0 P: 4	R: 0 E: 0 K: 1 S: 6 H: 1 LOB: 1 BB: 0 P: 6	R: 0 E: 0 K: 2 S: 7 H: 0 LOB: 0 BB: 0 P: 7	R: 0 E: 0 K: 1 S: 5 H: 1 LOB: 0 BB: 0 P: 5	R: 0 E: 0 K: 2 S: 8 H: 1 LOB: 1 BB: 0 P: 8	R: 2 E: 0 K: 0 S: 5 H: 2 LOB: 0 BB: 0 P: 5	R: 0 E: 0 K: 1 S: 5 H: 0 LOB: 0 BB: 0 P: 5	R: 2 E: 1 K: 1 S: 8 H: 3 LOB: 2 BB: 1 P: 12		1B: 3 2B: 4 3B: 3 HR: 0	SF: 1 SAC: 0 DP: 1 HBP: 0						

PITCHER		IP	WLS	BF	H	R	ER	SO	BB	IBB	HBP	BLK	WP	HR	S	P	ERA	WHIP
Jon Matlack, L ERA: 2.74	(1, 1)	6.0	L	23	6	2	2	6	0	0	0	0	1	0	35	35	3.00	1.000
Skip Lockwood, R ERA: 2.43	(7, 1)	2.0		10	3	2	2	2	1	0	0	0	0	0	13	17	9.00	2.000

PITCHER	IP	WLS	BF	H	R	ER	SO	BB	IBB	HBP	BLK	WP	HR	S	P	ERA	WHIP

BOTTOM

New York Mets @ Philadelphia Phillies

Veterans Stadium, Philadelphia, PA

Mon Jul 26 1976, 7:05 PM EDT

Att. 35,023 - Unknown

livebaseballscorecards.com

AB	31
R	4
H	9
RBI	2
BB	1
SO	8
LOB	15

WP: 1 PB: 0 SB: 2 CS: 0 PA: 33

Batter	1	2	3	4	5	6	7	8	9	AB	R	H	RBI	BB	SO	LOB
Pepe Mangual, R (1, 8) OBP: 0.392, SLG: 0.350	x 0-0 ① F9		S S S 0-3 ③ K		x 0-0 ③ F9		x 0-0 ② F8		B B B B 4-0 1-2 BB	4	0	0	0	1	1	0
Bruce Boisclair, L (1, 9) OBP: 0.333, SLG: 0.333	x 0-0 ② 4-3			S S S 0-3 ① K		x 0-0 1B 1B 1B	S S S 0-3 ③ K		x 0-0 ③ 4-3	5	1	1	0	0	2	2
John Milner, L (1, 7) OBP: 0.336, SLG: 0.449	x 0-0 ③ 6-3			B B B B 4-0 BB		x 0-0 WP 1B SF7 1-3 1B		x 0-0 ① 6-3		3	1	1	0	1	0	0
Joe Torre, R (1, 3) OBP: 0.332, SLG: 0.390		B B B B 4-0 FC6-5 5-3 BB		x 0-0 ② F8		x 0-0 WP 1-2 3-H 1B		x 0-0 ② 5-3		3	0	1	1	1	0	1
Jerry Grote, R (1, 2) OBP: 0.335, SLG: 0.315		x 0-0 ① 5-3 1-2		x 0-0 ③ 6-3		x 0-0 ① F9 1-2 2-3		x 0-0 FC5-4 1B		4	0	1	0	0	0	4
Felix Millan, R (1, 4) OBP: 0.313, SLG: 0.316		x 0-0 ② FC6-5 2-3			x 0-0 ① 6-3	4-0 IBB		x 0-0 ③ FC5-4 1-2f		3	0	0	0	1	0	2
Roy Staiger, R (1, 5) OBP: 0.268, SLG: 0.254		x 0-0 ③ F3			x 0-0 S BB WP 1B	x 0-0 ② SF7 3-H			x 0-0 ① F9	3	1	1	1	0	0	1
Bud Harrelson, S (1, 6) OBP: 0.344, SLG: 0.287			x 0-0 ① F8		B B B B 4-0 WP S 1-2 5-3 BB	x 0-0 ③ F8			x 0-0 ② F8	3	1	0	0	1	0	2
Craig Swan, R (1, 1) OBP: 0.206, SLG: 0.100 Bob Myrick, R (4, 1) Skip Lockwood, R (7, 1) OBP: 0.500, SLG: 0.545			S S S 0-3 ② K		x 0-0 ② 5-3 1-H 2-H		S S S 0-3 ① K		x 0-0 BB 1B	1 2 1	0 0 0	0 0 1	0 1 0	0 1 0	1 1 0	0 0 0
Inning Stats	R: 0 E: 0 K: 0 S: 3 H: 0 LOB: 0 BB: 0 P: 3	R: 0 E: 0 K: 0 S: 3 H: 0 LOB: 1 BB: 1 P: 7	R: 0 E: 0 K: 2 S: 7 H: 0 LOB: 0 BB: 0 P: 7	R: 0 E: 0 K: 1 S: 5 H: 0 LOB: 1 BB: 1 P: 9	R: 2 E: 0 K: 0 S: 4 H: 1 LOB: 0 BB: 1 P: 8	R: 2 E: 0 K: 0 S: 6 H: 3 LOB: 2 BB: 1 P: 10	R: 0 E: 0 K: 2 S: 7 H: 0 LOB: 0 BB: 0 P: 7	R: 0 E: 0 K: 0 S: 4 H: 1 LOB: 1 BB: 0 P: 4	R: 0 E: 0 K: 0 S: 4 H: 1 LOB: 2 BB: 1 P: 8	1B: 6 2B: 0 3B: 0 HR: 0 SF: 1 SAC: 0 DP: 0 HBP: 0						

PITCHER		IP	WLS	BF	H	R	ER	SO	BB	IBB	HBP	BLK	WP	HR	S	P	ERA	WHIP
Tom Underwood, L ERA: 3.54	(1, 1)	5.0	L	22	4	4	4	3	3	0	0	0	1	0	25	37	7.20	1.400
Ron Schueler, R ERA: 3.74	(6, 1)	1.0		4	0	0	0	0	0	1	0	0	1	0	3	7	0.00	0.000
Gene Garber, R ERA: 3.04	(7, 1)	2.0		7	1	0	0	2	0	0	0	0	0	0	11	11	0.00	0.500
Tug McGraw, L ERA: 2.68	(9, 1)	1.0		5	1	0	0	0	1	0	0	0	0	0	4	8	0.00	2.000

PITCHER	IP	WLS	BF	H	R	ER	SO	BB	IBB	HBP	BLK	WP	HR	S	P	ERA	WHIP

TOP

New York Mets @ Philadelphia Phillies

Veterans Stadium, Philadelphia, PA

Tue Jul 27 1976, 7:05 PM EDT

Att. 35,376 - Unknown

livebaseballscorecards.com

AB	32
R	4
H	6
RBI	3
BB	5
SO	5
LOB	12

WP: 2 PA: 38
PB: 0
SB: 2
CS: 0

Batter	1	2	3	4	5	6	7	8	9	AB	R	H	RBI	BB	SO	LOB
Dave Cash, R (1, 4) OBP: 0.339, SLG: 0.362	6-3		F9	1B		F8		1-2 2-3 1B		5	0	2	0	0	0	1
Larry Bowa, S (1, 6) OBP: 0.302, SLG: 0.305	4-3		BB 1B BB 1B	F9			BB	K		3	1	1	0	1	0	1
Ollie Brown, R (8, PH) OBP: 0.386, SLG: 0.457										1	0	0	0	0	1	3
Tug McGraw, R (9, 1) OBP: 0.200, SLG: 0.400										0	0	0	0	0	0	0
Mike Schmidt, R (1, 5) OBP: 0.395, SLG: 0.574	2B		1B BB 1-2 BB		BB		F7		K	3	0	1	0	2	1	1
Greg Luzinski, R (1, 7) OBP: 0.357, SLG: 0.499	F7		P3		K		F9		6-3	5	0	0	0	0	1	5
Jay Johnstone, L (1, 9) OBP: 0.377, SLG: 0.464		1B BB	1B 1-2 2-3 BB		F8		K		K	0	0	0	0	2	0	0
Jerry Martin, R (5, PH) OBP: 0.378, SLG: 0.415										1	0	0	0	0	0	1
(6, 9)																
Tom Hutton, L (7, PH) OBP: 0.397, SLG: 0.373										2	0	0	0	0	2	1
(8, 3)																
Garry Maddox, R (1, 8) OBP: 0.379, SLG: 0.465		FC1-6 1-3 1B	1-2 2-3 3-H 1B		F9			5-3		4	0	2	1	0	0	1
Bobby Tolan, L (1, 3) OBP: 0.280, SLG: 0.371	FC1-6 1-2f		B1-3			G4-6-3 1B		K		4	0	1	0	0	1	5
(8, 9)																
Johnny Oates, L (1, 2) OBP: 0.300, SLG: 0.243	K			K		G4-6-3 1-2f		1B 1B 1B		4	0	1	0	0	2	3
Tom Underwood, R (1, 1) OBP: 0.160, SLG: 0.087	K			K		1B		1-2 1B		2	0	0	0	0	2	2
Ron Schueler, R (6, 1)										0	0	0	0	0	0	0
Bob Boone, R (6, PH) OBP: 0.382, SLG: 0.424										1	0	1	0	0	0	0
Gene Garber, R (7, 1) OBP: 0.429, SLG: 0.200										0	0	0	0	0	0	0
Tim McCarver, L (8, PH) OBP: 0.444, SLG: 0.423										1	0	1	0	0	0	0
Terry Harmon, R (9, 6) OBP: 0.371, SLG: 0.375										0	0	0	0	0	0	0
Inning Stats	R: 0 E: 0 K: 0 S: 4 H: 1 LOB: 1 BB: 0 P: 4	R: 0 E: 0 K: 2 S: 8 H: 1 LOB: 2 BB: 1 P: 12	R: 1 E: 0 K: 0 S: 5 H: 2 LOB: 3 BB: 2 P: 13	R: 0 E: 0 K: 2 S: 8 H: 1 LOB: 1 BB: 0 P: 8	R: 0 E: 0 K: 1 S: 5 H: 0 LOB: 1 BB: 1 P: 9	R: 0 E: 0 K: 0 S: 4 H: 2 LOB: 1 BB: 0 P: 4	R: 0 E: 0 K: 1 S: 5 H: 0 LOB: 1 BB: 1 P: 9	R: 0 E: 0 K: 2 S: 10 H: 3 LOB: 3 BB: 0 P: 10	R: 0 E: 0 K: 2 S: 7 H: 0 LOB: 0 BB: 0 P: 7	1B: 9 2B: 1 3B: 0 HR: 0 SF: 0 SAC: 0 DP: 1 HBP: 0						

PITCHER		IP	WLS	BF	H	R	ER	SO	BB	IBB	HBP	BLK	WP	HR	S	P	ERA	WHIP
Craig Swan, R ERA: 3.55	(1, 1)	3.0		16	4	1	1	2	3	0	0	0	0	0	17	29	3.00	2.333
Bob Myrick, L ERA: 1.84	(4, 1)	3.0	W	13	3	0	0	3	2	0	0	0	0	0	17	25	0.00	1.667
Skip Lockwood, R ERA: 2.3	(7, 1)	3.0	S	12	3	0	0	5	0	0	0	0	0	0	22	22	0.00	1.000

PITCHER	IP	WLS	BF	H	R	ER	SO	BB	IBB	HBP	BLK	WP	HR	S	P	ERA	WHIP

BOTTOM

New York Mets @ Philadelphia Phillies

Veterans Stadium, Philadelphia, PA

Tue Jul 27 1976, 7:05 PM EDT

Att. 35,376 - Unknown

livebaseballscorecards.com

AB	36
R	1
H	10
RBI	1
BB	5
SO	10
LOB	24

Batter	1	2	3	4	5	6	7	8	9	10	11	12	13	AB	R	H	RBI	BB	SO	LOB
Frank Taveras, R (1, 6) OBP: 0.319, SLG: 0.296	K		G3		K		K		HBP		F8			5	0	0	0	0	3	1
Rennie Stennett, R (1, 4) OBP: 0.280, SLG: 0.338	6-3		FC4-6 1B		BB 1B		6-3		5-3			F4		6	0	2	0	0	0	1
Al Oliver, L (1, 8) OBP: 0.378, SLG: 0.529	1B		FC4-6 S 1-2f		K		F8		4-3			1-3		6	0	1	0	0	1	3
Willie Stargell, L (1, 3) OBP: 0.342, SLG: 0.460	K		K 1-2		BB 1-2			F7		F5		F9		5	0	0	0	1	2	2
Dave Parker, L (1, 9) OBP: 0.327, SLG: 0.462		F7		6-3 1B	4-3			S BB		6-3			6-3	5	0	1	0	1	0	2
Richie Hebner, L (1, 5) OBP: 0.304, SLG: 0.323		1B 1B		F8		1B		FC5-4 1-2 BB		F5			HR	5	1	3	1	1	0	1
Ed Kirkpatrick, L (1, 7) OBP: 0.302, SLG: 0.284		1B 1-2		6-3 1-2		F7		K			F2		F9	6	0	1	0	0	1	4
Manny Sanguillen, R (1, 2) OBP: 0.332, SLG: 0.364		K		IBB		F5		FC5-4 1-2f			1B		1B	5	0	2	0	1	1	5
Doc Medich, R (1, 1) OBP: 0.154, SLG: 0.057		K		5-3		K			4-3		F6		5-3	4	0	0	0	0	2	5
Bob Robertson, R (11, PH) OBP: 0.310, SLG: 0.329														1	0	0	0	0	0	1
Dave Giusti, R (11, 1)														1	0	0	0	0	0	1

Pittsburgh Pirates @ New York Mets

Shea Stadium, Flushing, NY

Wed Jul 28 1976, 7:05 PM EDT

Att. 22,215 - Unknown

TOP

livebaseballscorecards.com

AB	49
R	1
H	10
RBI	1
BB	4
SO	10
LOB	26

Inning Stats	1	2	3	4	5	6	7	8	9	10	11	12	13
	R: 0 E: 0 K: 2 S: 8	H: 1 LOB: 1 BB: 0 P: 8	R: 0 E: 0 K: 2 S: 9	H: 2 LOB: 2 BB: 0 P: 9	R: 0 E: 0 K: 1 S: 6	H: 1 LOB: 1 BB: 0 P: 6	R: 0 E: 0 K: 0 S: 4	H: 1 LOB: 2 BB: 1 P: 8	R: 0 E: 0 K: 2 S: 8	H: 1 LOB: 2 BB: 1 P: 12	R: 0 E: 0 K: 1 S: 6	H: 1 LOB: 1 BB: 0 P: 6	R: 0 E: 0 K: 1 S: 5	H: 0 LOB: 0 BB: 0 P: 5
	R: 0 E: 0 K: 1 S: 5	H: 0 LOB: 2 BB: 2 P: 13	R: 0 E: 0 K: 0 S: 3	H: 0 LOB: 1 BB: 0 P: 4	R: 0 E: 0 K: 0 S: 3	H: 0 LOB: 0 BB: 0 P: 3	R: 0 E: 0 K: 0 S: 4	H: 1 LOB: 1 BB: 0 P: 4	R: 0 E: 0 K: 0 S: 3	H: 0 LOB: 0 BB: 0 P: 3	R: 1 E: 0 K: 0 S: 5	H: 2 LOB: 1 BB: 0 P: 5	

1B: 9 SF: 0
2B: 0 SAC: 0
3B: 0 DP: 0
HR: 1 HBP: 1

WP: 0 PA: 54
PB: 0
SB: 3
CS: 0

PITCHER		IP	WLS	BF	H	R	ER	SO	BB	IBB	HBP	BLK	WP	HR	S	P	ERA	WHIP
Tom Seaver, R ERA: 2.53	(1, 1)	10.0		42	7	0	0	10	3	1	1	0	0	0	57	74	0.00	1.000
Ken Sanders, R ERA: 1.69	(11, 1)	3.0	L	12	3	1	1	0	0	0	0	0	0	1	12	12	3.00	1.000

PITCHER	IP	WLS	BF	H	R	ER	SO	BB	IBB	HBP	BLK	WP	HR	S	P	ERA	WHIP

Batter	1	2	3	4	5	6	7	8	9	10	11	12	13	AB	R	H	RBI	BB	SO	LOB
Pepe Mangual, R (1, 8) OBP: 0.391, SLG: 0.347	5-3		4-3 S 1B			4-3		F4			K		BB	5	0	1	0	1	1	1
Bruce Boisclair, L (1, 9) OBP: 0.320, SLG: 0.319	F7		4-3 1-3			4-3			F8		F9		F7	6	0	0	0	0	0	2
John Milner, L (1, 7) OBP: 0.337, SLG: 0.446	CS BB		K			4-3			F7		1B			4	0	1	0	1	1	1
Ed Kranepool, L (1, 3) OBP: 0.347, SLG: 0.402	CS 1-2	1B 2B		F6			1-3		K		F8			5	0	1	0	0	1	1
Mike Phillips, L (1, 5) OBP: 0.328, SLG: 0.375 (11, 6)		K		G3			F9			SH3-4 1B		F9		5	0	1	0	0	1	1
Jerry Grote, R (1, 2) OBP: 0.330, SLG: 0.310		6-3		G3			6-3			SH3-4 1-2		6-3		4	0	0	0	0	0	1
Felix Millan, R (1, 4) OBP: 0.311, SLG: 0.314		2-3 1B			1-3			F8		5-3		5-3		5	0	1	0	0	0	1
Bud Harrelson, S (1, 6) OBP: 0.340, SLG: 0.283 Jim Dwyer, L (10, PH) OBP: 0.284, SLG: 0.242 Roy Staiger, R (11, 5) OBP: 0.266, SLG: 0.252		K					B1	F8	F8	IBB			F8	3 0 1	0 0 0	0 0 0	0 1 0	1 0 0	2 0 0	0 0 0
Tom Seaver, R (1, 1) OBP: 0.190, SLG: 0.096 Joe Torre, R (10, PH) OBP: 0.330, SLG: 0.388 Ken Sanders, R (11, 1) Mike Vail, R (13, PH) OBP: 0.212, SLG: 0.219			K				F9	1B		K			L4	3 1 0 1	0 0 0 0	1 0 0 0	0 0 0 0	1 1 0 0	0 2 0 0	0 0 0 0
Inning Stats	R: 0 H: 0 E: 0 LOB: 0 K: 0 BB: 1 S: 2 P: 6	R: 0 H: 2 E: 0 LOB: 2 K: 2 BB: 0 S: 9 P: 9	R: 0 H: 1 E: 0 LOB: 1 K: 2 BB: 0 S: 8 P: 8	R: 0 H: 0 E: 0 LOB: 0 K: 0 BB: 0 S: 3 P: 3		R: 0 H: 0 E: 0 LOB: 0 K: 0 BB: 0 S: 3 P: 3	R: 0 H: 0 E: 0 LOB: 0 K: 0 BB: 0 S: 3 P: 3	R: 0 H: 1 E: 0 LOB: 1 K: 0 BB: 0 S: 4 P: 4	R: 0 H: 0 E: 0 LOB: 0 K: 1 BB: 0 S: 5 P: 5	R: 0 H: 1 E: 0 LOB: 2 K: 1 BB: 1 S: 6 P: 10	R: 0 H: 1 E: 0 LOB: 1 K: 1 BB: 0 S: 6 P: 6	R: 0 H: 0 E: 0 LOB: 0 K: 0 BB: 0 S: 3 P: 3	R: 0 H: 0 E: 0 LOB: 1 K: 0 BB: 1 S: 3 P: 7	1B: 5 2B: 1 3B: 0 HR: 0	SF: 0 SAC: 1 DP: 0 HBP: 0		WP: 0 PB: 0 SB: 1 CS: 1	PA: 48			

PITCHER		IP	WLS	BF	H	R	ER	SO	BB	IBB	HBP	BLK	WP	HR	S	P	ERA	WHIP
Doc Medich, R ERA: 3.9	(1, 1)	10.0		36	5	0	0	6	1	1	0	0	0	0	46	54	0.00	0.600
Dave Giusti, R ERA: 4.5	(11, 1)	3.0	W	11	1	0	0	1	1	0	0	0	0	0	12	16	0.00	0.667

PITCHER	IP	WLS	BF	H	R	ER	SO	BB	IBB	HBP	BLK	WP	HR	S	P	ERA	WHIP

BOTTOM

Pittsburgh Pirates @ New York Mets

Shea Stadium, Flushing, NY

Wed Jul 28 1976, 7:05 PM EDT

Att. 22,215 - Unknown

livebaseballscorecards.com

AB	43
R	0
H	6
RBI	0
BB	3
SO	7
LOB	12

Batter	1	2	3	4	5	6	7	8	9	10	AB	R	H	RBI	BB	SO	LOB
Mario Mendoza, R (1, 6) OBP: 0.218, SLG: 0.196	5-3		6-3		K		F8		FC6-4 1-2f		5	0	0	0	0	1	5
Rennie Stennett, R (1, 4) OBP: 0.284, SLG: 0.343	F8		5-3		1-2 1B			4-3 2B		1B G6-4-3 1B	5	1	3	0	0	0	1
Al Oliver, L (1, 8) OBP: 0.379, SLG: 0.527	K			1B 4-3 1B	6-3			4-3 2-3		1-3 G6-4-3 1B	5	1	2	0	0	1	3
Bill Robinson, R (1, 7) OBP: 0.337, SLG: 0.584		F9		4-3 1-3 1B		6-3		K		G6-4-3 1-2f 3-H	5	0	1	0	0	1	2
Dave Parker, L (1, 9) OBP: 0.328, SLG: 0.460		1B		4-3 2-3 3-H		S 1B		6-3		K	5	0	2	1	0	1	2
Bob Robertson, R (1, 3) OBP: 0.308, SLG: 0.338		F8		5-3		F7			FC3-5-6-2 2B		4	0	1	0	0	0	3
Frank Taveras, R (9, PR) OBP: 0.319, SLG: 0.296											0	0	0	0	0	0	0
Ed Kirkpatrick, L (9, 3) OBP: 0.302, SLG: 0.284											0	0	0	0	0	0	0
Richie Hebner, L (1, 5) OBP: 0.299, SLG: 0.318		F8		F9		F7 1-2			FC3-5-6-2 FC6-4 2-3		4	0	0	0	0	0	4
Duffy Dyer, R (1, 2) OBP: 0.313, SLG: 0.365			BBBB 4-0 SH5-4 BB		6-3		5-3		FC6-4 IBB		0	0	0	0	1	0	0
Manny Sanguillen, R (4, 2) OBP: 0.332, SLG: 0.362											2	0	0	0	1	0	0
Jim Rooker, R (1, 1) OBP: 0.256, SLG: 0.357			SH5-4 1-2		1B 1B		5-3		FC6-4 FC6-4 1-2f 2-3		2	0	1	0	0	0	0
Ramon Hernandez, S (7, 1)											0	0	0	0	0	0	0
Bob Moose, R (8, 1) OBP: 0.375, SLG: 1.000											1	0	0	0	0	0	2
Kent Tekulve, R (9, 1)											0	0	0	0	0	0	0
Inning Stats	R: 0 E: 0 K: 1 S: 5 H: 0 LOB: 0 BB: 0 P: 5	R: 0 E: 0 K: 0 S: 4 H: 1 LOB: 1 BB: 0 P: 4	R: 0 E: 0 K: 0 S: 3 H: 0 LOB: 1 BB: 1 P: 7	R: 1 E: 0 K: 0 S: 5 H: 2 LOB: 1 BB: 0 P: 5	R: 0 E: 0 K: 1 S: 7 H: 2 LOB: 2 BB: 0 P: 7	R: 0 E: 0 K: 0 S: 4 H: 1 LOB: 1 BB: 0 P: 4	R: 0 E: 0 K: 0 S: 3 H: 0 LOB: 0 BB: 0 P: 3	R: 0 E: 0 K: 1 S: 6 H: 1 LOB: 1 BB: 0 P: 6	R: 0 E: 0 K: 0 S: 4 H: 1 LOB: 3 BB: 1 P: 8	R: 1 E: 0 K: 1 S: 6 H: 2 LOB: 0 BB: 0 P: 6	1B: 8 2B: 2 3B: 0 HR: 0 SF: 0 SAC: 1 DP: 1 HBP: 0						

PITCHER		IP	WLS	BF	H	R	ER	SO	BB	IBB	HBP	BLK	WP	HR	S	P	ERA	WHIP
Mickey Lolich, L ERA: 2.59	(1, 1)	9.0		37	8	1	1	3	1	1	0	0	0	0	41	49	1.00	1.000
Skip Lockwood, R ERA: 2.41	(10, 1)	1.0	L	4	2	1	1	1	0	0	0	0	0	0	6	6	9.00	2.000

PITCHER	IP	WLS	BF	H	R	ER	SO	BB	IBB	HBP	BLK	WP	HR	S	P	ERA	WHIP

TOP

Pittsburgh Pirates @ New York Mets

Shea Stadium, Flushing, NY

Thu Jul 29 1976, 3:33 AM EDT

Att. 12,588 - Overcast

livebaseballscorecards.com

AB	38
R	2
H	10
RBI	1
BB	2
SO	4
LOB	22
WP: 0	PA: 41
PB: 0	
SB: 1	
CS: 0	

BOTTOM

Pittsburgh Pirates @ New York Mets

Shea Stadium, Flushing, NY

Thu Jul 29 1976, 3:33 AM EDT
Att. 12,588 - Overcast

livebaseballscorecards.com

Batter	1	2	3	4	5	6	7	8	9	10	AB	R	H	RBI	BB	SO	LOB
Leon Brown, R (1, 8) OBP: 0.255, SLG: 0.261	1-3		SH3-4 1-2 1B		F8		F2		BB 1B HBP 1B		4	0	1	0	0	0	0
Ed Kranepool, L (9, PH) OBP: 0.349, SLG: 0.404											1	0	1	0	0	0	0
Pepe Mangual, R (9, PR) OBP: 0.391, SLG: 0.347											0	1	0	0	0	0	0
(10, 8)																	
Bruce Boisclair, L (1, 9) OBP: 0.331, SLG: 0.331	1B		SH3-4 1-2 2-3		1B		K		HBP BB 1-2 1B		4	0	3	0	0	1	0
John Milner, L (1, 7) OBP: 0.341, SLG: 0.443	K		G6-4-3 BB		K		WP BB		HBP 1-2 2-3 BB		2	0	0	0	3	2	2
Joe Torre, R (1, 3) OBP: 0.327, SLG: 0.380	F5		G6-4-3 1-2f		F8		F9 1-2		H 1-2 2-3 3-H HBP		4	0	0	1	0	0	6
Jerry Grote, R (1, 2) OBP: 0.332, SLG: 0.308		5-3		1B BB		2B BB		F9	F9		2	0	0	0	2	0	0
Jim Dwyer, L (9, PH) OBP: 0.282, SLG: 0.240											1	0	0	0	0	0	3
Ron Hodges, L (10, 2) OBP: 0.407, SLG: 0.436											0	0	0	0	0	0	0
Roy Staiger, R (1, 5) OBP: 0.271, SLG: 0.274	3B			K	F9			G6-4-3 1B		F4	5	0	2	0	0	1	2
Felix Millan, R (1, 4) OBP: 0.310, SLG: 0.312	F4			1-2 1B	F8			G6-4-3 1-2f		4-3	5	0	1	0	0	0	3
Bud Harrelson, S (1, 6) OBP: 0.337, SLG: 0.286	K			F4	1-3 2B				6-3	F4	5	0	1	0	0	1	3
Mickey Lolich, S (1, 1) OBP: 0.244, SLG: 0.162			SH3-4 1B 1B	5-3	K				K		3	0	1	0	0	1	4
Mike Phillips, L (9, PH) OBP: 0.327, SLG: 0.373											1	0	0	0	0	1	0
Skip Lockwood, R (10, 1) OBP: 0.500, SLG: 0.545											0	0	0	0	0	0	0

Inning Stats	1	2	3	4	5	6	7	8	9	10
R:	0	0	0	0	0	0	0	0	1	0
H:	1	1	2	1	1	1	0	1	2	0
E:	0	0	0	0	0	0	0	0	0	0
LOB:	1	1	2	2	1	2	1	0	3	0
K:	1	1	0	1	1	1	1	0	1	0
BB:	0	0	1	1	1	1	1	1	1	0
S:	6	6	4	6	6	6	5	3	7	3
P:	6	6	8	6	10	10	9	3	12	3

1B:	8
2B:	1
3B:	1
HR:	0
SF:	0
SAC:	1
DP:	2
HBP:	1
WP:	1
PB:	0
SB:	0
CS:	0
PA:	44

PITCHER		IP	WLS	BF	H	R	ER	SO	BB	IBB	HBP	BLK	WP	HR	S	P	ERA	WHIP
Jim Rooker, L ERA: 3.6	(1, 1)	6.0		27	7	0	0	5	3	0	0	0	0	0	34	46	0.00	1.667
Ramon Hernandez, L ERA: 4.25	(7, 1)	1.0		4	0	0	0	1	1	0	0	0	1	0	5	9	0.00	1.000
Bob Moose, R ERA: 3.08	(8, 1)	1.2		9	3	1	1	1	1	0	1	0	0	0	9	14	5.40	2.400
Kent Tekulve, R ERA: 3.05	(9, 1)	1.1	W	4	0	0	0	0	0	0	0	0	0	0	4	4	0.00	0.000

PITCHER		IP	WLS	BF	H	R	ER	SO	BB	IBB	HBP	BLK	WP	HR	S	P	ERA	WHIP

AB	37
R	1
H	10
RBI	1
BB	5
SO	7
LOB	23

Philadelphia Phillies @ New York Mets

Shea Stadium, Flushing, NY

Fri Jul 30 1976, 7:05 PM EDT

Att. 26,548 - Unknown

TOP

livebaseballscorecards.com

Batter	1	2	3	4	5	6	7	8	9	AB	R	H	RBI	BB	SO	LOB
Dave Cash, R (1, 4) OBP: 0.334, SLG: 0.354	SSS 0-3 ① K		x 0-0 ② F7			x 0-0 ① 4-3		x 0-0 ③ F7		4	0	0	0	0	1	2
Larry Bowa, S (1, 6) OBP: 0.292, SLG: 0.294	x 0-0 ② 5-3		SSS 0-3 ③ K			x 0-0 E6 G6-4-3			x 0-0 ① 5-3	4	0	0	0	0	2	3
Mike Schmidt, R (1, 5) OBP: 0.394, SLG: 0.566	x 0-0 ③ 6-3			BBBB 4-0 FC6-4 BB		x 0-0 ②③ G6-4-3 1-2f			SSS 0-3 ② K	2	1	0	0	2	0	0
Greg Luzinski, R (1, 7) OBP: 0.360, SLG: 0.509		BBBB 4-0 G5-4-3 BB		x 0-0 ① F8			x 0-0 ① 5-3		BBBB 4-0 2B BB	3	1	1	1	1	1	1
Ollie Brown, R (1, 9) OBP: 0.381, SLG: 0.444		x 0-0 ① F7		x 0-0 ② FC6-4 WP 1-2f			SSS 0-3 ② K		x 0-0 1-H 1B 2B	4	0	1	1	0	0	2
Jerry Martin, R (1, 8) OBP: 0.345, SLG: 0.373		x 0-0 ②③ G5-4-3 1-2f		0-0 ③ WP 1-3			x 0-0 ③ 6-3		x 0-0 2-H FC6-4 1B	5	0	0	0	0	0	3
Bob Boone, R (1, 3) OBP: 0.376, SLG: 0.417			x 0-0 ① F7		x 0-0 ① F8			x 0-0 ① F7	x 0-0 ③ FC6-4 1-2f	3	0	0	0	0	0	0
Johnny Oates, L (1, 2) OBP: 0.304, SLG: 0.256			x 0-0 E 1B		x 0-0 ② P4			x 0-0 ② L7		3	0	2	0	0	1	0
Jim Kaat, L (1, 1) OBP: 0.217, SLG: 0.298			x 0-0 E5 1-2		SSS 0-3 ③ K			x 0-0 1B		1	0	0	0	0	0	1
Tony Taylor, R (6, PH)										1	0	0	0	0	0	0
Ron Schueler, R (6, 1)										0	0	0	0	0	0	0
Garry Maddox, R (8, PH) OBP: 0.377, SLG: 0.462										1	0	0	0	0	0	1
Gene Garber, R (8, 1) OBP: 0.429, SLG: 0.200										0	0	0	0	0	0	0

Inning Stats										
1	R: 0	H: 0	E: 0	LOB: 0	K: 1	BB: 0	S: 5	P: 5		
2	R: 0	H: 0	E: 0	LOB: 0	K: 0	BB: 1	S: 2	P: 6		
3	R: 0	H: 1	E: 1	LOB: 2	K: 1	BB: 0	S: 7	P: 7		
4	R: 0	H: 0	E: 0	LOB: 0	K: 0	BB: 1	S: 2	P: 6		
5	R: 0	H: 0	E: 0	LOB: 0	K: 1	BB: 0	S: 5	P: 5		
6	R: 0	H: 0	E: 1	LOB: 0	K: 0	BB: 0	S: 3	P: 3		
7	R: 0	H: 0	E: 0	LOB: 0	K: 1	BB: 0	S: 5	P: 5		
8	R: 0	H: 1	E: 0	LOB: 1	K: 0	BB: 0	S: 4	P: 4		
9	R: 2	H: 2	E: 0	LOB: 1	K: 1	BB: 1	S: 7	P: 11		

1B: 3	SF: 0	WP: 1	PA: 34	
2B: 1	SAC: 0	PB: 0		
3B: 0	DP: 2	SB: 0		
HR: 0	HBP: 0	CS: 0		

AB	31
R	2
H	4
RBI	2
BB	3
SO	5
LOB	13

PITCHER		IP	WLS	BF	H	R	ER	SO	BB	IBB	HBP	BLK	WP	HR	S	P	ERA	WHIP
Jerry Koosman, L ERA: 3.34	(1, 1)	9.0	W	34	4	2	2	5	3	0	0	0	1	0	40	52	2.00	0.778

PITCHER	IP	WLS	BF	H	R	ER	SO	BB	IBB	HBP	BLK	WP	HR	S	P	ERA	WHIP

Batter	1	2	3	4	5	6	7	8	9	AB	R	H	RBI	BB	SO	LOB
Leon Brown, R (1, 8) OBP: 0.275, SLG: 0.286	0-0 1B 1B 2B	0-0 ② F8		4-0 CS BB			0-0 ② 5-3			3	1	1	0	1	0	0
Bruce Boisclair, L (1, 9) OBP: 0.329, SLG: 0.329	0-0 1B SF9 1B 2-3	0-0 ③ F6		0-3 ②③ K 1-2			0-3 ③ K			4	1	1	0	0	2	1
John Milner, L (1, 7) OBP: 0.340, SLG: 0.440 Pepe Mangual, R (9, 7) OBP: 0.391, SLG: 0.347	0-0 1B 1B 1B 1-3 3-H		0-0 ① 3-1		0-3 ① K			0-0 ① 4-1		4 0	1 0	1 0	1 0	0 0	1 0	0 0
Joe Torre, R (1, 3) OBP: 0.326, SLG: 0.384	0-0 ① SF9 3-H		0-0 F8 2B		0-0 ② F9			0-3 ② K		3	0	1	1	0	1	0
Jerry Grote, R (1, 2) OBP: 0.335, SLG: 0.308	0-0 FC5 1B 1B 1-2		4-0 BB BB		0-0 ③ P4			0-0 ③ 5-3		3	0	1	0	1	0	0
Roy Staiger, R (1, 5) OBP: 0.265, SLG: 0.268	0-0 ② F3	0-0 ② F8 2-3				0-3 ① K				3	0	0	0	0	1	4
Felix Millan, R (1, 4) OBP: 0.313, SLG: 0.313	0-0 1B 1-2 2-H		4-0 BB 1-2			0-0 ② 5-3				2	0	1	1	1	0	0
Bud Harrelson, S (1, 6) OBP: 0.333, SLG: 0.282	0-0 ③ FC5 2-3f		0-0 ③ G3			0-3 ③ K				3	0	0	0	0	1	5
Jerry Koosman, R (1, 1) OBP: 0.277, SLG: 0.304		0-0 ① 4-3		0-0 ① 6-3			0-3 ① K			3	0	0	0	0	1	0
Inning Stats	R: 3 H: 5 E: 0 LOB: 2 K: 0 BB: 0 S: 8 P: 8	R: 0 H: 0 E: 0 LOB: 0 K: 0 BB: 0 S: 3 P: 3	R: 0 H: 1 E: 0 LOB: 3 K: 0 BB: 2 S: 4 P: 12	R: 0 H: 0 E: 0 LOB: 0 K: 1 BB: 1 S: 4 P: 8	R: 0 H: 0 E: 0 LOB: 0 K: 1 BB: 0 S: 5 P: 5	R: 0 H: 0 E: 0 LOB: 0 K: 2 BB: 0 S: 7 P: 7	R: 0 H: 0 E: 0 LOB: 0 K: 2 BB: 0 S: 7 P: 7	R: 0 H: 0 E: 0 LOB: 0 K: 1 BB: 0 S: 5 P: 5		1B: 4 SF: 1 2B: 2 SAC: 0 3B: 0 DP: 0 HR: 0 HBP: 0						

BOTTOM

Philadelphia Phillies @ New York Mets

Shea Stadium, Flushing, NY

Fri Jul 30 1976, 7:05 PM EDT

Att. 26,548 - Unknown

livebaseballscorecards.com

AB	28
R	3
H	6
RBI	3
BB	3
SO	7
LOB	10

PITCHER		IP	WLS	BF	H	R	ER	SO	BB	IBB	HBP	BLK	WP	HR	S	P	ERA	WHIP
Jim Kaat, L ERA: 2.94	(1, 1)	5.0	L	23	6	3	3	2	3	0	0	0	0	0	24	36	5.40	1.800
Ron Schueler, R ERA: 3.42	(6, 1)	2.0		6	0	0	0	4	0	0	0	0	0	0	14	14	0.00	0.000
Gene Garber, R ERA: 2.93	(8, 1)	1.0		3	0	0	0	1	0	0	0	0	0	0	5	5	0.00	0.000

PITCHER	IP	WLS	BF	H	R	ER	SO	BB	IBB	HBP	BLK	WP	HR	S	P	ERA	WHIP

Batter	1	2	3	4	5	6	7	8	9	AB	R	H	RBI	BB	SO	LOB
Dave Cash, R (1, 4) OBP: 0.333, SLG: 0.353	S S S 0-3 ① K		x 0-0 ③ L4		x 0-0 ③ 2-H 1B			x 0-0 ① 1-3		4	0	1	0	0	1	1
Larry Bowa, S (1, 6) OBP: 0.289, SLG: 0.291	x 0-0 ② 1-6-3			x 0-0 ① 5-3		x 0-0 ① F9		x 0-0 ② F8		4	0	0	0	0	0	0
Mike Schmidt, R (1, 5) OBP: 0.393, SLG: 0.566	S S S 0-3 ③ K			x 0-0 ② F7		x 0-0 5-3 2B		x 0-0 ③ P3		4	0	1	0	0	1	0
Greg Luzinski, R (1, 7) OBP: 0.359, SLG: 0.508 Jerry Martin, R (9, PR) OBP: 0.345, SLG: 0.373 (9, 7)		x 0-0 ① 4-3		S S S 0-3 ③ K		x 0-0 ② 5-3 2-3			x 0-0 FC1-5 2B	4 0	0 0	1 0	0 0	0 0	1 0	1 0
Ollie Brown, R (1, 9) OBP: 0.378, SLG: 0.438		x 0-0 ② 1-4-3			x 0-0 SH1-3 1B 2B 1B	S S S 0-3 ③ K			x 0-0 ① FC1-5 1B S 2-3	4	1	1	0	0	1	2
Garry Maddox, R (1, 8) OBP: 0.376, SLG: 0.459		S S S 0-3 ③ K			x 0-0 SH1-3 1-2 2B 1B		x 0-0 ① 4-3		x 0-0 ② F8 1-2	4	1	1	0	0	1	2
Bobby Tolan, L (1, 3) OBP: 0.288, SLG: 0.372			x 0-0 ① 6-3		x 0-0 ① SH1-3 1-2 2-3		S S S 0-3 ② K		x 0-0 2-3 1B	3	0	1	0	0	1	0
Johnny Oates, L (1, 2) OBP: 0.340, SLG: 0.304			B B B B 4-0 BB		x 0-0 2-H 3-H 1B 2B		x 0-0 1B		x 0-0 ③ F8	3	0	2	2	1	0	3
Larry Christenson, R (1, 1) OBP: 0.211, SLG: 0.250 Tug McGraw, R (6, 1) OBP: 0.167, SLG: 0.333			x 0-0 ② P1		S S S 0-3 ② K		x 0-0 ③ F9			2 1	0 0	0 0	0 0	0 0	1 0	2 1
Inning Stats	R: 0 H: 0 E: 0 LOB: 0 K: 2 BB: 0 S: 7 P: 7	R: 0 H: 0 E: 0 LOB: 0 K: 1 BB: 0 S: 5 P: 5	R: 0 H: 0 E: 0 LOB: 1 K: 0 BB: 1 S: 3 P: 7	R: 0 H: 0 E: 0 LOB: 0 K: 1 BB: 0 S: 5 P: 5	R: 2 H: 4 E: 0 LOB: 2 K: 1 BB: 0 S: 8 P: 8	R: 0 H: 1 E: 0 LOB: 1 K: 1 BB: 0 S: 6 P: 6	R: 0 H: 1 E: 0 LOB: 1 K: 1 BB: 0 S: 6 P: 6	R: 0 H: 0 E: 0 LOB: 0 K: 0 BB: 0 S: 3 P: 3	R: 0 H: 2 E: 0 LOB: 3 K: 0 BB: 0 S: 5 P: 5	1B: 5 SF: 0 2B: 3 SAC: 1 3B: 0 DP: 0 HR: 0 HBP: 0						WP: 0 PA: 35 PB: 0 SB: 1 CS: 0	

TOP

Philadelphia Phillies @ New York Mets

Shea Stadium, Flushing, NY

Sat Jul 31 1976, 3:33 AM EDT

Att. 22,792 - Unknown

livebaseballscorecards.com

AB	33
R	2
H	8
RBI	2
BB	1
SO	7
LOB	12

PITCHER		IP	WLS	BF	H	R	ER	SO	BB	IBB	HBP	BLK	WP	HR	S	P	ERA	WHIP
Jon Matlack, L ERA: 2.72	(1, 1)	8.0	L	30	6	2	2	7	1	0	0	0	0	0	43	47	2.25	0.875
Ken Sanders, R ERA: 1.64	(9, 1)	1.0		5	2	0	0	0	0	0	0	0	0	0	5	5	0.00	2.000

PITCHER	IP	WLS	BF	H	R	ER	SO	BB	IBB	HBP	BLK	WP	HR	S	P	ERA	WHIP

Philadelphia Phillies @ New York Mets

Shea Stadium, Flushing, NY

Sat Jul 31 1976, 3:33 AM EDT

Att. 22,792 - Unknown

BOTTOM

Batter	1	2	3	4	5	6	7	8	9	AB	R	H	RBI	BB	SO	LOB
Jim Dwyer, L (1, 9) OBP: 0.274, SLG: 0.232	6-3		P5			F8		1-3		3	0	0	0	0	0	1
Leon Brown, R (7, 8) OBP: 0.269, SLG: 0.280										1	0	0	0	0	0	0
Bruce Boisclair, L (1, 8) OBP: 0.323, SLG: 0.322	F8		F7			G3		F8		3	0	0	0	0	0	1
(7, 9)																
Joe Torre, R (8, PH) OBP: 0.324, SLG: 0.382										1	0	0	0	0	0	0
Ken Sanders, R (9, 1)										0	0	0	0	0	0	0
John Milner, L (1, 7) OBP: 0.345, SLG: 0.455	HR			1B		1B			K	4	1	3	1	0	1	0
Ed Kranepool, L (1, 3) OBP: 0.345, SLG: 0.399	F8			L8		P4			4-3	4	0	0	0	0	0	2
Ron Hodges, L (1, 2) OBP: 0.400, SLG: 0.427		P4		K			5-3		5-3	2	0	0	0	0	1	1
Jerry Grote, R (7, PH) OBP: 0.332, SLG: 0.306										2	0	0	0	0	0	0
(8, 2)																
Mike Phillips, L (1, 4) OBP: 0.324, SLG: 0.369		F7		F8			5-3			2	0	0	0	0	0	1
Felix Millan, R (7, PH) OBP: 0.312, SLG: 0.313										1	0	0	0	0	0	0
(8, 4)																
Roy Staiger, R (1, 5) OBP: 0.266, SLG: 0.269		K			5-3		1B			3	0	1	0	0	1	0
Bud Harrelson, S (1, 6) OBP: 0.330, SLG: 0.278			F7		F8		F8			3	0	0	0	0	0	1
Jon Matlack, L (1, 1) OBP: 0.238, SLG: 0.175			1B		K			F8		2	0	1	0	0	1	0
Mike Vail, R (8, PH) OBP: 0.206, SLG: 0.212										1	0	0	0	0	0	0
Pepe Mangual, R (9, 9) OBP: 0.391, SLG: 0.347										0	0	0	0	0	0	0

Inning Stats	1	2	3	4	5	6	7	8	9
	R: 1 E: 0 K: 0 S: 4	H: 1 LOB: 0 BB: 0 P: 4	R: 0 E: 0 K: 1 S: 5	H: 0 LOB: 0 BB: 0 P: 5	R: 0 E: 0 K: 0 S: 4	H: 1 LOB: 1 BB: 0 P: 4	R: 0 E: 0 K: 1 S: 5	H: 1 LOB: 1 BB: 0 P: 6	R: 0 E: 0 K: 1 S: 5	H: 0 LOB: 0 BB: 0 P: 5
	R: 0 E: 0 K: 0 S: 4	H: 1 LOB: 1 BB: 0 P: 4	R: 0 E: 0 K: 0 S: 4	H: 1 LOB: 1 BB: 0 P: 4	R: 0 E: 0 K: 0 S: 3	H: 0 LOB: 0 BB: 0 P: 3	R: 0 E: 0 K: 1 S: 5	H: 0 LOB: 0 BB: 0 P: 5		

	1B: 4	SF: 0	WP: 0	PA: 32
	2B: 0	SAC: 0	PB: 0	
	3B: 0	DP: 0	SB: 0	
	HR: 1	HBP: 0	CS: 0	

PITCHER		IP	WLS	BF	H	R	ER	SO	BB	IBB	HBP	BLK	WP	HR	S	P	ERA	WHIP
Larry Christenson, R ERA: 3.85	(1, 1)	5.2	W	21	4	1	1	3	0	0	0	0	0	1	27	27	1.59	0.706
Tug McGraw, L ERA: 2.54	(6, 1)	3.1	S	11	1	0	0	1	0	0	0	0	0	0	13	13	0.00	0.300

PITCHER		IP	WLS	BF	H	R	ER	SO	BB	IBB	HBP	BLK	WP	HR	S	P	ERA	WHIP

livebaseballscorecards.com

AB	32
R	1
H	5
RBI	1
BB	0
SO	4
LOB	7

Batter	1	2	3	4	5	6	7	8	9	10	11	AB	R	H	RBI	BB	SO	LOB
Dave Cash, R (1, 4) OBP: 0.332, SLG: 0.351	P4		5-3		FC4-6 1-2 1B		1-3			P4		5	0	1	0	0	0	0
Larry Bowa, S (1, 6) OBP: 0.288, SLG: 0.290	4-3		CS 1B		FC4-6 BB 1-2f 2-3 HR		F9			K		5	1	1	0	0	1	2
Mike Schmidt, R (1, 5) OBP: 0.393, SLG: 0.561	K		S 1-2 BB		HR 1-2 BB			6-3			K	3	1	0	0	2	2	0
Greg Luzinski, R (1, 7) OBP: 0.360, SLG: 0.515 Jerry Martin, R (8, 7) OBP: 0.339, SLG: 0.365		1B 2B BB	K 1-2		1-H 2-H 3-H HR			G3			K	3 1	2 0	1 0	4 0	1 0	1 1	1 0
Jay Johnstone, L (1, 9) OBP: 0.380, SLG: 0.470		2B 6-3 1-2 1B		3-1	3-1			1-3			1B 1B	5	2	2	0	0	0	1
Garry Maddox, R (1, 8) OBP: 0.376, SLG: 0.462		1-3 2-H 2B		F9		K			6-3		1-H 1B	5	0	2	2	0	1	0
Bobby Tolan, L (1, 3) OBP: 0.280, SLG: 0.360	6-3 3-H			K		2-3			G3		K	5	0	0	1	0	2	2
Tim McCarver, L (1, 2) OBP: 0.430, SLG: 0.392	F7				4-3	F7			1-3			4	0	0	0	0	0	1
Tom Underwood, R (1, 1) OBP: 0.154, SLG: 0.083 Ron Schueler, R (4, 1) Bob Boone, R (5, PH) OBP: 0.379, SLG: 0.420 Jim Kaat, L (5, PR) OBP: 0.217, SLG: 0.298 Ron Reed, R (5, 1) OBP: 0.176, SLG: 0.235 Tug McGraw, R (9, 1) OBP: 0.167, SLG: 0.333 Tom Hutton, L (10, PH) OBP: 0.366, SLG: 0.379 Gene Garber, R (10, 1) OBP: 0.429, SLG: 0.200	L9				FC4-6 1B HR 1B		5-3			1-3		1 0 1 0 1 0 0 1	0 0 0 1 0 0 0 0	0 0 1 0 0 0 0 0	0 0 0 0 0 0 0 0	0 0 0 0 0 0 0 0	0 0 0 0 0 0 0 0	1 0 0 0 0 0 0 0
Inning Stats	R: 0 E: 0 K: 1 S: 5 H: 0 LOB: 0 BB: 0 P: 5	R: 2 E: 0 K: 0 S: 5 H: 2 LOB: 1 BB: 1 P: 9	R: 0 E: 0 K: 1 S: 5 H: 1 LOB: 1 BB: 1 P: 9	R: 0 E: 0 K: 1 S: 5 H: 0 LOB: 0 BB: 0 P: 5	R: 4 E: 0 K: 0 S: 6 H: 3 LOB: 1 BB: 1 P: 10	R: 0 E: 0 K: 1 S: 5 H: 0 LOB: 0 BB: 0 P: 5	R: 0 E: 0 K: 0 S: 3 H: 0 LOB: 0 BB: 0 P: 3	R: 0 E: 0 K: 0 S: 3 H: 0 LOB: 0 BB: 0 P: 3	R: 0 E: 0 K: 0 S: 3 H: 0 LOB: 0 BB: 0 P: 3	R: 0 E: 0 K: 1 S: 5 H: 0 LOB: 0 BB: 0 P: 5	R: 1 E: 0 K: 3 S: 11 H: 2 LOB: 1 BB: 0 P: 11	1B: 6 2B: 1 3B: 0 HR: 1	SF: 0 SAC: 0 DP: 0 HBP: 0	WP: 0 PB: 0 SB: 1 CS: 1	PA: 43			

PITCHER		IP	WLS	BF	H	R	ER	SO	BB	IBB	HBP	BLK	WP	HR	S	P	ERA	WHIP
Bob Apodaca, R ERA: 2.96	(1, 1)	6.0		26	6	6	6	4	3	0	0	0	0	1	31	43	9.00	1.500
Ken Sanders, R ERA: 1.5	(7, 1)	3.0		9	0	0	0	0	0	0	0	0	0	0	9	9	0.00	0.000
Skip Lockwood, R ERA: 2.48	(10, 1)	2.0	L	8	2	1	1	4	0	0	0	0	0	0	16	16	4.50	1.000

PITCHER	IP	WLS	BF	H	R	ER	SO	BB	IBB	HBP	BLK	WP	HR	S	P	ERA	WHIP

TOP

Philadelphia Phillies @ New York Mets

Shea Stadium, Flushing, NY

Sun Aug 01 1976, 3:33 AM EDT

Unknown

livebaseballscorecards.com

AB	40
R	7
H	8
RBI	7
BB	3
SO	8
LOB	8

BOTTOM

Philadelphia Phillies @ New York Mets

Shea Stadium, Flushing, NY

Sun Aug 01 1976, 3:33 AM EDT

Unknown

livebaseballscorecards.com

Batter	1	2	3	4	5	6	7	8	9	10	11	AB	R	H	RBI	BB	SO	LOB
Pepe Mangual, R (1, 8) OBP: 0.386, SLG: 0.351	6-3		6-3	2-H 3B			5-3		K	K		6	0	1	1	0	2	3
Mike Vail, R (1, 9) OBP: 0.256, SLG: 0.222	P4		6-3	BB			1B SF8 BB		0-0 S 1B 1B		6-3	3	1	1	0	2	0	0
Leon Brown, R (9, PR) OBP: 0.269, SLG: 0.280												0	1	0	0	0	0	0
Skip Lockwood, R (10, 1) OBP: 0.462, SLG: 0.500												1	0	0	0	0	0	0
John Milner, L (1, 7) OBP: 0.344, SLG: 0.452	F8		K	K			1-3 1B		1-H 1B		F8	6	0	2	1	0	2	2
Joe Torre, R (1, 3) OBP: 0.324, SLG: 0.382		SH1-3 FC5-2 1B 1B		F7	K		3-H SF8		4-3		K	3	0	1	0	0	1	0
Ed Kranepool, L (7, PH) OBP: 0.342, SLG: 0.396												2	0	0	1	0	1	1
(8, 3)																		
Jerry Grote, R (1, 2) OBP: 0.337, SLG: 0.311		FC5-2 SH1-3 1-2 1B		3B BB 1B	F8		L4			4-3 SH3-4 1B		5	1	3	0	0	0	1
Bud Harrelson, S (10, PR) OBP: 0.330, SLG: 0.278												0	0	0	0	0	0	0
(11, 6)																		
Roy Staiger, R (1, 5) OBP: 0.270, SLG: 0.267		SH1-3 1-2 2-3		3B BB	K			K		SH3-4 1-2		1	1	0	0	1	1	0
Mike Phillips, L (8, PH) OBP: 0.322, SLG: 0.367												1	0	0	0	0	1	0
(9, 5)																		
Felix Millan, R (1, 4) OBP: 0.313, SLG: 0.317		FC5-2 FC5 BB 2-3 3-H		1-H 2-H 1B 3B			F7	F8		4-3 IBB		4	1	1	2	1	0	2
Leo Foster, R (1, 6) OBP: 0.500, SLG: 0.333		BB 1-2		3B 6-3 1B 3-H			K	F9		4-3 1-2 2-3		3	1	1	1	1	1	0
Ron Hodges, L (10, PH) OBP: 0.397, SLG: 0.423												1	0	0	0	0	0	2
(11, 2)																		
Bob Apodaca, R (1, 1) OBP: 0.214, SLG: 0.231		FC5 2-3f		6-3 1-2			F8		6-3	IBB		2	0	0	0	0	0	4
Jim Dwyer, L (6, PH) OBP: 0.272, SLG: 0.230												1	0	0	0	0	0	0
Ken Sanders, R (7, 1)												0	0	0	0	0	0	0
Bruce Boisclair, L (9, PH) OBP: 0.325, SLG: 0.320												1	0	0	0	1	0	0
(10, 9)																		
Inning Stats	R: 0 E: 0 K: 0 S: 3 H: 0 LOB: 0 BB: 0 P: 3	R: 0 E: 0 K: 0 S: 5 H: 2 LOB: 3 BB: 1 P: 9	R: 0 E: 0 K: 1 S: 5 H: 0 LOB: 0 BB: 0 P: 5	R: 4 E: 0 K: 1 S: 9 H: 4 LOB: 2 BB: 2 P: 17	R: 0 E: 0 K: 2 S: 7 H: 0 LOB: 0 BB: 0 P: 7	R: 0 E: 0 K: 1 S: 5 H: 0 LOB: 0 BB: 0 P: 5	R: 1 E: 0 K: 0 S: 4 H: 1 LOB: 1 BB: 1 P: 8	R: 0 E: 0 K: 1 S: 5 H: 0 LOB: 0 BB: 0 P: 5	R: 1 E: 0 K: 1 S: 7 H: 2 LOB: 1 BB: 0 P: 7	R: 0 E: 0 K: 1 S: 6 H: 1 LOB: 3 BB: 2 P: 14	R: 0 E: 0 K: 1 S: 5 H: 0 LOB: 0 BB: 0 P: 5							

PITCHER		IP	WLS	BF	H	R	ER	SO	BB	IBB	HBP	BLK	WP	HR	S	P	ERA	WHIP
Tom Underwood, L ERA: 3.81	(1, 1)	3.2		19	6	4	4	1	2	0	0	0	0	0	19	27	9.82	2.182
Ron Schueler, R ERA: 3.38	(4, 1)	0.1		2	0	0	0	1	1	0	0	0	0	0	3	7	0.00	3.000
Ron Reed, R ERA: 2.93	(5, 1)	4.2		17	2	2	2	5	1	0	0	0	0	0	26	30	3.86	0.643
Tug McGraw, L ERA: 2.52	(9, 1)	0.1		2	1	0	0	0	0	0	0	0	0	0	2	2	0.00	3.000
Gene Garber, R ERA: 2.83	(10, 1)	2.0	W	9	1	0	0	2	0	2	0	0	0	0	11	19	0.00	0.500

PITCHER	IP	WLS	BF	H	R	ER	SO	BB	IBB	HBP	BLK	WP	HR	S	P	ERA	WHIP

AB	40
R	6
H	10
RBI	6
BB	6
SO	9
LOB	15

1B: 8	SF: 1	WP: 0	PA: 49
2B: 0	SAC: 2	PB: 0	
3B: 2	DP: 0	SB: 1	
HR: 0	HBP: 0	CS: 0	

Philadelphia Phillies @ New York Mets

Shea Stadium, Flushing, NY

Sun Aug 01 1976, 3:38 AM EDT

Att. 34,413 - Unknown

TOP

livebaseballscorecards.com

Batter	1	2	3	4	5	6	7	8	9	AB	R	H	RBI	BB	SO	LOB
Dave Cash, R (1, 4) OBP: 0.333, SLG: 0.351	4-3			CS 1B		F9		BB F9 BB		3	0	1	0	1	0	0
Larry Bowa, S (1, 6) OBP: 0.290, SLG: 0.290	P6			F7 (1-2)		HR 1B		BB S (1-2)		3	1	1	0	1	0	1
Mike Schmidt, R (1, 5) OBP: 0.391, SLG: 0.566	F7			K		HR (1-H)		F9 (2-3)		4	1	1	2	0	1	2
Greg Luzinski, R (1, 7) OBP: 0.359, SLG: 0.511		K			1B BB	K		K (1-2)		3	0	0	0	1	3	2
Ron Schueler, R (8, 1)										0	0	0	0	0	0	0
Jay Johnstone, L (1, 9) OBP: 0.379, SLG: 0.468		L4			1B (1-2)		P6	6-3		3	0	1	0	0	0	0
Ollie Brown, R (8, PH) OBP: 0.376, SLG: 0.435										1	0	0	0	0	0	2
(8, 9)																
Garry Maddox, R (1, 8) OBP: 0.375, SLG: 0.459		5-3			F9		F9		FC4-6 1B	4	0	1	0	0	0	2
Tom Hutton, L (1, 3) OBP: 0.388, SLG: 0.371			1-3		P6		E 1B		F7	4	0	1	0	0	0	3
Johnny Oates, L (1, 2) OBP: 0.315, SLG: 0.280			F7		F7		E4 (1-3)		K	4	0	0	0	0	1	4
Wayne Twitchell, R (1, 1)			K			K	K		FC4-6 (1-2f)	3	0	0	0	0	3	2
Jerry Martin, R (8, 7) OBP: 0.333, SLG: 0.358										1	0	0	0	0	0	1

	AB	33
	R	2
	H	6
	RBI	2
	BB	3
	SO	8
	LOB	19

Inning Stats										
	R: 0 E: 0 K: 0 S: 3	H: 0 LOB: 0 BB: 0 P: 3	R: 0 E: 0 K: 1 S: 5	H: 0 LOB: 0 BB: 0 P: 5	R: 0 E: 0 K: 1 S: 5	H: 0 LOB: 0 BB: 0 P: 5	R: 0 E: 0 K: 1 S: 5	H: 1 LOB: 0 BB: 0 P: 5	R: 0 E: 0 K: 0 S: 4	H: 1 LOB: 2 BB: 1 P: 8
	R: 2 E: 0 K: 2 S: 9	H: 2 LOB: 0 BB: 0 P: 9	R: 0 E: 1 K: 1 S: 7	H: 1 LOB: 2 BB: 0 P: 7	R: 0 E: 0 K: 1 S: 5	H: 0 LOB: 2 BB: 2 P: 13	R: 0 E: 0 K: 1 S: 6	H: 1 LOB: 1 BB: 0 P: 6	1B: 5 2B: 0 3B: 0 HR: 1	SF: 0 SAC: 0 DP: 0 HBP: 0
	WP: 0 PB: 0 SB: 1 CS: 1	PA: 36								

PITCHER		IP	WLS	BF	H	R	ER	SO	BB	IBB	HBP	BLK	WP	HR	S	P	ERA	WHIP
Nino Espinosa, R ERA: 2.53	(1, 1)	7.0	L	27	5	2	2	6	1	0	0	0	0	1	38	42	2.57	0.857
Bob Myrick, L ERA: 1.62	(8, 1)	2.0		9	1	0	0	2	2	0	0	0	0	0	11	19	0.00	1.500

PITCHER	IP	WLS	BF	H	R	ER	SO	BB	IBB	HBP	BLK	WP	HR	S	P	ERA	WHIP

Batter	1	2	3	4	5	6	7	8	9	AB	R	H	RBI	BB	SO	LOB
Pepe Mangual, R (1, 8) OBP: 0.381, SLG: 0.345	G3		K		F2			K		4	0	0	0	0	2	1
Felix Millan, R (1, 4) OBP: 0.317, SLG: 0.325	1B 2B		CS 1B			6-3			FC4-6 BB 1B	4	0	3	0	0	0	0
Mike Vail, R (1, 9) OBP: 0.302, SLG: 0.256	2-H 1B		CS 1-2	B2-3 1B		K			FC4-6 1-2 BB	3	0	2	0	1	1	0
Ed Kranepool, L (1, 3) OBP: 0.338, SLG: 0.391	F7			K		F2			FC4-6 G3-6-3 1-2f 2-3	4	0	0	0	0	1	4
Leon Brown, R (9, PR) OBP: 0.269, SLG: 0.280										0	0	0	0	0	0	0
Ron Hodges, L (1, 2) OBP: 0.385, SLG: 0.407		K		B2-3 1-2			K		G3-6-3 1-2f	4	0	0	0	0	2	3
Bruce Boisclair, L (1, 7) OBP: 0.319, SLG: 0.314		K		L8			F7			3	0	0	0	0	1	1
Roy Staiger, R (1, 5) OBP: 0.271, SLG: 0.269		S 1B			F8		6-3			3	0	1	0	0	0	0
Bob Myrick, R (8, 1)										0	0	0	0	0	0	0
Bud Harrelson, S (1, 6) OBP: 0.330, SLG: 0.279		K 1-2			SH3-4 1B			1-3		3	0	1	0	0	1	1
Nino Espinosa, R (1, 1)			4-3		SH3-4 1-2			L6		1	0	0	0	0	0	0
Mike Phillips, L (8, 5) OBP: 0.320, SLG: 0.365										1	0	0	0	0	0	0
Inning Stats	R: 0 E: 0 K: 0 S: 4 H: 2 LOB: 1 BB: 0 P: 4	R: 0 E: 0 K: 3 S: 10 H: 1 LOB: 1 BB: 0 P: 10	R: 0 E: 0 K: 1 S: 5 H: 1 LOB: 0 BB: 0 P: 5	R: 0 E: 0 K: 1 S: 6 H: 1 LOB: 1 BB: 0 P: 6	R: 0 E: 0 K: 0 S: 4 H: 1 LOB: 1 BB: 0 P: 4	R: 0 E: 0 K: 1 S: 5 H: 0 LOB: 0 BB: 0 P: 5	R: 0 E: 0 K: 1 S: 5 H: 0 LOB: 0 BB: 0 P: 5	R: 0 E: 0 K: 1 S: 5 H: 0 LOB: 0 BB: 0 P: 5	R: 0 E: 0 K: 0 S: 3 H: 1 LOB: 2 BB: 1 P: 7	1B: 6 2B: 1 3B: 0 HR: 0 SF: 0 SAC: 1 DP: 1 HBP: 0							

WP: 0 PB: 0 SB: 1 CS: 1 PA: 33

PITCHER		IP	WLS	BF	H	R	ER	SO	BB	IBB	HBP	BLK	WP	HR	S	P	ERA	WHIP
Wayne Twitchell, R ERA: 1.63	(1, 1)	7.0	W	25	6	0	0	7	0	0	0	0	0	0	39	39	0.00	0.857
Ron Schueler, R ERA: 3.12	(8, 1)	2.0	S	7	1	0	0	1	1	0	0	0	0	0	8	12	0.00	1.000

PITCHER	IP	WLS	BF	H	R	ER	SO	BB	IBB	HBP	BLK	WP	HR	S	P	ERA	WHIP

BOTTOM

Philadelphia Phillies @ New York Mets

Shea Stadium, Flushing, NY

Sun Aug 01 1976, 3:38 AM EDT

Att. 34,413 - Unknown

livebaseballscorecards.com

AB	30
R	0
H	7
RBI	0
BB	1
SO	8
LOB	10

Batter	1	2	3	4	5	6	7	8	9	AB	R	H	RBI	BB	SO	LOB
Ellis Valentine, R (1, 8) OBP: 0.323, SLG: 0.416	0-1 S E 1B		2-0 ② 1-3		4-2 1-2 BB		0-1 WP 2-H 2B		4-1 FC4-6 BLK BB	3	1	2	1	2	0	0
Wayne Garrett, L (1, 4) OBP: 0.349, SLG: 0.300	2-1 E7 2-3 1-H		2-1 ③ F8		1-2 ③ F7		3-2 ③ L3 2-3		4-1 FC4-6 1-2 IBB	4	0	0	0	1	0	3
Larry Parrish, R (1, 5) OBP: 0.281, SLG: 0.327	1-3 ① K			0-1 ① P2		1-0 2B		0-3 ① K	0-1 ② FC4-6 1-2f 2-3	5	0	1	0	0	2	3
Earl Williams, R (1, 2) OBP: 0.280, SLG: 0.356	0-0 ② 2-3 2-3			0-0 1B		1-1 ① F8		1-1 ② F7	0-1 ③ 6-3	5	0	1	0	0	0	4
Del Unser, L (1, 9) (7, 7) (9, 9) OBP: 0.266, SLG: 0.352	2-3 ③ K			1-3 ② K		0-3 ② K		2-2 ③ L4		4	0	0	0	0	3	3
Tim Foli, R (1, 6) OBP: 0.276, SLG: 0.390		4-2 CS BB		1-2 ③ F8		0-0 ③ F8			0-0 1B HR 1B	3	1	1	0	1	0	2
Mike Jorgensen, L (1, 7) (7, 3) OBP: 0.344, SLG: 0.356		2-3 ① K			2-2 ① P6		4-1 SH1-4 2B BB		2-3 ① K	3	1	0	0	1	2	2
Andre Thornton, R (1, 3) OBP: 0.323, SLG: 0.374 Jerry White, S (7, 7) (7, 9) (9, 7) OBP: 0.308, SLG: 0.316		3-3 ② ③ K 1-2			4-2 BB BB		1-3 ① K		1-2 HR 1B	2	0	0	0	1	2	2
										1	1	1	0	0	0	0
Woodie Fryman, R (1, 1) OBP: 0.119, SLG: 0.098 Dale Murray, R (7, 1) Chuck Taylor, R (8, 1) Jose Morales, R (9, PH) OBP: 0.358, SLG: 0.534 Joe Kerrigan, R (9, 1)			1-1 ① 6-3		0-3 ② K		0-2 SH1-4 1-2		0-2 1-H 2-H HR	2	0	0	0	0	1	1
										0	0	0	0	0	0	0
										0	0	0	0	0	0	0
										1	1	1	3	0	0	0
										0	0	0	0	0	0	0
Inning Stats	R: 1 E: 1 K: 2 S: 11 H: 1 LOB: 1 BB: 0 P: 16	R: 0 E: 0 K: 2 S: 11 H: 0 LOB: 1 BB: 1 P: 20	R: 0 E: 0 K: 0 S: 5 H: 0 LOB: 0 BB: 0 P: 10	R: 0 E: 0 K: 1 S: 9 H: 1 LOB: 1 BB: 0 P: 11	R: 0 E: 0 K: 1 S: 15 H: 0 LOB: 2 BB: 2 P: 26	R: 0 E: 0 K: 1 S: 7 H: 1 LOB: 1 BB: 0 P: 9	R: 1 E: 0 K: 1 S: 13 H: 1 LOB: 1 BB: 1 P: 21	R: 0 E: 0 K: 1 S: 8 H: 0 LOB: 0 BB: 0 P: 11	R: 3 E: 0 K: 1 S: 18 H: 3 LOB: 2 BB: 2 P: 29	1B: 4 2B: 3 3B: 0 HR: 1	SF: 0 SAC: 1 DP: 1 HBP: 0						

TOP

Montreal Expos @ New York Mets

Shea Stadium, Flushing, NY

Mon Aug 02 1976, 7:05 PM EDT

Att. 53,523 - Unknown

livebaseballscorecards.com

AB	33
R	5
H	7
RBI	4
BB	6
SO	10
LOB	20

WP: 1 PB: 0 SB: 1 CS: 1 PA: 40

PITCHER		IP	WLS	BF	H	R	ER	SO	BB	IBB	HBP	BLK	WP	HR	S	P	ERA	WHIP
Tom Seaver, R ERA: 2.48	(1, 1)	7.0		29	4	2	1	8	4	0	0	0	1	0	71	113	1.29	1.143
Skip Lockwood, R ERA: 2.86	(8, 1)	1.1	L	8	3	3	3	2	1	0	0	0	0	1	21	31	20.25	3.000
Ken Sanders, R ERA: 1.47	(9, 1)	0.2		3	0	0	0	0	0	1	0	1	0	0	5	9	0.00	0.000

PITCHER	IP	WLS	BF	H	R	ER	SO	BB	IBB	HBP	BLK	WP	HR	S	P	ERA	WHIP

Batter	1	2	3	4	5	6	7	8	9	AB	R	H	RBI	BB	SO	LOB
Pepe Mangual, R (1, 8) OBP: 0.378, SLG: 0.341	0-0 1-3		3-3 K			0-0 6-3	2-0 F7		0-2 F7	3	0	0	0	0	1	0
Ed Kranepool, L (7, PH) OBP: 0.336, SLG: 0.389 (8, 7) (9, 3)										2	0	0	0	0	0	2
Felix Millan, R (1, 4) OBP: 0.318, SLG: 0.326	2-1 F9			0-0 FC5-4 1B		2-1 F8		3-2 SH3-4 1B	1-1 1-3	5	1	2	0	0	0	0
John Milner, L (1, 7) OBP: 0.341, SLG: 0.448	1-1 F8			2-2 F9		3-1 6-3		0-0 SH3-4 1-2		3	0	0	0	0	0	1
Skip Lockwood, R (8, 1) OBP: 0.462, SLG: 0.500										0	0	0	0	0	0	0
Ken Sanders, R (9, 1)										0	0	0	0	0	0	0
Joe Torre, R (1, 3) OBP: 0.327, SLG: 0.393		2-0 3B		1-0 FC5-4 FC5 1B 1-2f			1-0 1-3	2-1 BB 2B 1B 2-H		4	0	2	1	0	0	1
Leon Brown, R (8, PR) OBP: 0.269, SLG: 0.280 (9, 8)										0	1	0	0	0	0	0
Mike Vail, R (1, 9) OBP: 0.319, SLG: 0.279		3-2 6-3		2-1 1-2 1B			3-2 FC6-4 1B	0-0 F8		4	0	2	0	0	0	2
Jerry Grote, R (1, 2) OBP: 0.339, SLG: 0.309		4-1 G5-4-3 BB		2-2 FC5 2-3f			1-1 FC6-4 1-2f HR	4-2 2B 1-2 BB		2	1	0	0	2	0	3
Roy Staiger, R (1, 5) OBP: 0.277, SLG: 0.304		1-0 G5-4-3 1-2f			1-1 F8		1-1 1-H HR	1-1 1-3 2-H 2B		4	1	2	3	0	0	2
Bud Harrelson, S (1, 6) OBP: 0.328, SLG: 0.278			1-3 K		2-1 P5		1-2 WP S 1B	2-2 1-3		4	0	1	0	0	1	3
Tom Seaver, R (1, 1) OBP: 0.183, SLG: 0.093			3-2 1-3		2-3 K		4-2 1-3 BB		3-2 4-3	2	0	0	0	0	1	0
Bruce Boisclair, L (7, PH) OBP: 0.321, SLG: 0.312 (8, 8) (9, 7)										1	0	0	0	1	0	0
Inning Stats	R: 0 E: 0 K: 0 S: 5 H: 0 LOB: 0 BB: 0 P: 8	R: 0 E: 0 K: 0 S: 6 H: 1 LOB: 1 BB: 1 P: 16	R: 0 E: 0 K: 2 S: 10 H: 0 LOB: 0 BB: 0 P: 17	R: 0 E: 0 K: 0 S: 10 H: 2 LOB: 2 BB: 0 P: 17	R: 0 E: 0 K: 1 S: 7 H: 0 LOB: 0 BB: 0 P: 12	R: 0 E: 0 K: 0 S: 5 H: 0 LOB: 0 BB: 0 P: 10	R: 2 E: 0 K: 0 S: 16 H: 3 LOB: 2 BB: 1 P: 29	R: 2 E: 0 K: 0 S: 14 H: 3 LOB: 3 BB: 1 P: 26	R: 0 E: 0 K: 0 S: 8 H: 0 LOB: 0 BB: 0 P: 12	1B: 6 2B: 1 3B: 1 HR: 1	SF: 0 SAC: 1 DP: 1 HBP: 0						

PITCHER		IP	WLS	BF	H	R	ER	SO	BB	IBB	HBP	BLK	WP	HR	S	P	ERA	WHIP
Woodie Fryman, L ERA: 3.78	(1, 1)	6.2		26	6	2	2	3	1	0	0	0	0	1	54	98	2.70	1.050
Dale Murray, R ERA: 2.79	(7, 1)	1.0		8	3	2	2	0	2	0	0	0	1	0	16	32	18.00	5.000
Chuck Taylor, R ERA:	(8, 1)	0.1	W	1	0	0	0	0	0	0	0	0	0	0	3	5	0.00	0.000
Joe Kerrigan, R ERA: 5.25	(9, 1)	1.0	S	3	0	0	0	0	0	0	0	0	0	0	8	12	0.00	0.000

PITCHER	IP	WLS	BF	H	R	ER	SO	BB	IBB	HBP	BLK	WP	HR	S	P	ERA	WHIP

BOTTOM

Montreal Expos @ New York Mets

Shea Stadium, Flushing, NY

Mon Aug 02 1976, 7:05 PM EDT

Att. 53,523 - Unknown

livebaseballscorecards.com

AB	34
R	4
H	9
RBI	4
BB	3
SO	3
LOB	14

1B: 6 SF: 0 WP: 1 PA: 38
2B: 1 SAC: 1 PB: 0
3B: 1 DP: 1 SB: 1
HR: 1 HBP: 0 CS: 0

Montreal Expos @ New York Mets

Shea Stadium, Flushing, NY

Tue Aug 03 1976, 7:05 PM EDT

Att. 12,245 - Unknown

TOP

livebaseballscorecards.com

Batter	1	2	3	4	5	6	7	8	9	AB	R	H	RBI	BB	SO	LOB
Ellis Valentine, R (1, 8) OBP: 0.341, SLG: 0.431	4-2 1B BB		2-1 S 1B		3-3 ② K		4-1 2B 1-2 SF7 BB	1-1 E 1-3 2-H 2B		3	3	2	1	2	1	0
Bombo Rivera, R (1, 9) OBP: 0.347, SLG: 0.448	1-1 1B 1-2 1B		1-2 ① L7 1-2		0-0 1B		0-2 SF7 SF7 1-3 2-H 2B	4-0 E IBB		4	1	3	1	0	0	1
Mike Jorgensen, L (8, PH) OBP: 0.346, SLG: 0.356 (8, 7)										0	0	0	0	1	0	0
Larry Parrish, R (1, 5) OBP: 0.284, SLG: 0.333	1-1 FC6-4 1-3 2-H 1B		3-2 2-H 2B		1-2 ③ F8		1-0 ① SF7 2-3 3-H	3-3 ② K		3	0	2	3	0	0	1
Wayne Garrett, L (8, PH) OBP: 0.348, SLG: 0.299 (8, 5)										1	0	0	0	0	1	3
Earl Williams, R (1, 2) OBP: 0.278, SLG: 0.354	1-1 ① F6		1-1 ② F7			3-1 E 1B	1-1 ② SF7 3-H	1-2 E6 FC4-6 1-2 2-3 3-H		4	0	1	1	0	0	5
Tim Foli, R (1, 6) OBP: 0.275, SLG: 0.388	0-1 ② FC6-4 FC5-4 1-2f		0-1 ③ 6-3			0-1 E6 1-2	1-1 ③ 6-3	0-0 ③ FC4-6 1-2f		2	0	0	0	0	0	3
Pepe Frias, R (3, 6) OBP: 0.229, SLG: 0.231										3	0	0	0	0	0	4
Pete Mackanin, R (1, 4) OBP: 0.261, SLG: 0.349	0-0 ③ FC5-4 1-2f			0-0 ① P1		0-2 ① F8		0-0 ① 5-3	2-0 ① 6-3	5	0	0	0	0	0	4
Andre Thornton, R (1, 3) OBP: 0.324, SLG: 0.385		0-1 ① 6-3		2-0 ② F8		3-2 ② F8		3-2 HR	2-1 HBP	4	1	1	1	0	0	2
Jerry White, S (1, 7) OBP: 0.306, SLG: 0.314 (8, 9)		0-1 ② F8		1-3 ③ K		0-0 ③ F9		1-0 1B 2B 1B	0-0 ② F7	5	1	1	0	0	1	3
Clay Kirby, R (1, 1) OBP: 0.105, SLG: 0.111		1-0 ③ 6-3			1-1 ① F7		4-2 BB 2B BB	1-2 2B E 1B 1-2	0-3 ③ K	2	0	0	0	0	0	0
Chuck Taylor, R (6, 1)										0	0	0	0	0	0	0
Del Unser, L (7, PH) OBP: 0.268, SLG: 0.352										0	1	0	0	1	0	0
Chip Lang, R (7, 1) OBP: 0.500, SLG: 0.500										0	0	0	0	0	0	0
Jose Morales, R (8, PH) OBP: 0.364, SLG: 0.538										1	0	1	0	0	0	0
Steve Rogers, R (8, PR) OBP: 0.109, SLG: 0.109										0	1	0	0	0	0	0
Joe Kerrigan, R (8, 1)										0	0	0	0	0	0	0
Gary Carter, R (9, PH) OBP: 0.299, SLG: 0.309										1	0	0	0	0	1	1

	AB	38
	R	8
	H	11
	RBI	7
	BB	4
	SO	4
	LOB	27

Inning Stats	1	2	3	4	5	6	7	8	9
	R: 1 E: 0 K: 0 S: 11	H: 2 LOB: 2 BB: 1 P: 18	R: 0 E: 0 K: 0 S: 5	H: 0 LOB: 0 BB: 0 P: 6	R: 1 E: 0 K: 0 S: 13	H: 2 LOB: 1 BB: 0 P: 20	R: 0 E: 0 K: 1 S: 5	H: 0 LOB: 0 BB: 0 P: 8	R: 0 E: 0 K: 1 S: 10	H: 1 LOB: 1 BB: 0 P: 15	R: 0 E: 1 K: 0 S: 11	H: 1 LOB: 2 BB: 0 P: 17	R: 3 E: 0 K: 0 S: 11	H: 1 LOB: 0 BB: 2 P: 22	R: 3 E: 1 K: 1 S: 20	H: 4 LOB: 3 BB: 1 P: 34	R: 0 E: 0 K: 1 S: 6	H: 0 LOB: 1 BB: 0 P: 10

	1B: 7	SF: 2	WP: 0	PA: 45
	2B: 3	SAC: 0	PB: 0	
	3B: 0	DP: 0	SB: 1	
	HR: 1	HBP: 1	CS: 0	

PITCHER		IP	WLS	BF	H	R	ER	SO	BB	IBB	HBP	BLK	WP	HR	S	P	ERA	WHIP
Mickey Lolich, L ERA: 2.81	(1, 1)	6.0		29	7	5	5	2	3	0	0	0	0	0	61	98	7.50	1.667
Ken Sanders, R ERA: 1.89	(7, 1)	1.1		6	2	2	2	0	0	0	0	0	0	1	10	17	13.50	1.500
Bob Myrick, L ERA: 1.62	(8, 1)	0.0		1	1	0	0	0	0	0	0	0	0	0	3	4	∞	∞
Bob Apodaca, R ERA: 2.88	(8, 1)	1.2	W	9	1	1	0	2	0	1	1	0	0	0	18	31	0.00	0.600

PITCHER		IP	WLS	BF	H	R	ER	SO	BB	IBB	HBP	BLK	WP	HR	S	P	ERA	WHIP

Batter	1	2	3	4	5	6	7	8	9	AB	R	H	RBI	BB	SO	LOB
Pepe Mangual, R (1, 8) OBP: 0.381, SLG: 0.338	4-1 BB	4-1 BB		1-1 L7 ①		4-2 BB		0-3 K2-3 ①		2	0	0	0	3	1	1
Felix Millan, R (1, 4) OBP: 0.322, SLG: 0.328	4-2 FC WP FC6-4 1-2 BB	1-3 K ③ 1-2		2-2 G5-4-3 ②③ 1-2f		1-2 1-3 2-H 3-H 1B		2-1 HR 1B		4	2	2	2	1	1	2
Mike Vail, R (1, 9) OBP: 0.288, SLG: 0.250	3-3 K ① 1-2 2-3		0-0 F7 ①		0-0 6-3 ①	0-2 F9 ③		1 SAFE 1 SAFE 1 SAFE 0-0 L4 ②		5	0	0	0	0	1	5
Ed Kranepool, L (1, 7) OBP: 0.334, SLG: 0.395 (4, 3)	1-2 FC FC6-4 2-3 3-H		0-1 F9 ②		2-0 4-3 ②		1-3 K ①	3-2 1-H HR		5	1	1	3	0	1	1
Joe Torre, R (1, 3) OBP: 0.329, SLG: 0.394	1-1 FC6-4 BB 1B ② 1-2f 3-H		3-1 HBP BB WP 1B		1-3 K ③		3-1 BLK 2B 1B	3-1 S 1B		2	1	1	1	0	0	1
Bruce Boisclair, L (3, PR) OBP: 0.327, SLG: 0.319 (4, 7)										3	2	2	0	0	1	0
Ron Hodges, L (1, 2) OBP: 0.393, SLG: 0.414	4-1 1B BB 1-2		4-2 WP HBP BB 1-2			0-0 F9 ①	1 SAFE 2-1 1-H 2B	3-1 P5 ③ 1-2		3	0	1	1	2	0	1
Roy Staiger, R (1, 5) OBP: 0.289, SLG: 0.307	3-1 1-3 2-H 1B ③		2-0 WP 1-2 2-3 HBP			4-1 SH1-4 1B 1B BB	3-2 F7 ②			2	1	1	1	1	0	1
Mike Phillips, L (1, 6) OBP: 0.324, SLG: 0.364		2-1 P4 ①	1-2 4-3 ③ 1-2 2-3 3-H			0-1 SH1-4 1-2 1B 1B	4-0 IBB			3	1	1	0	1	0	2
Mickey Lolich, S (1, 1) OBP: 0.256, SLG: 0.158		0-3 K ②		4-2 G5-4-3 BB		0-2 SH1-4 ② 1-2 2-3	1-1 F9 ③			1	0	0	0	1	1	0
Ken Sanders, R (7, 1)										1	0	0	0	0	0	2
Bob Myrick, R (8, 1)										0	0	0	0	0	0	0
Bob Apodaca, R (8, 1) OBP: 0.214, SLG: 0.231										0	0	0	0	0	0	0
Inning Stats	R: 3 E: 0 K: 1 S: 14 H: 1 LOB: 2 BB: 3 P: 34	R: 0 E: 0 K: 2 S: 9 H: 0 LOB: 1 BB: 1 P: 16	R: 1 E: 0 K: 0 S: 10 H: 1 LOB: 3 BB: 1 P: 20	R: 0 E: 0 K: 0 S: 7 H: 0 LOB: 0 BB: 1 P: 14	R: 0 E: 0 K: 1 S: 5 H: 0 LOB: 0 BB: 0 P: 8	R: 2 E: 0 K: 0 S: 15 H: 2 LOB: 2 BB: 2 P: 24	R: 1 E: 0 K: 1 S: 13 H: 2 LOB: 2 BB: 1 P: 27	R: 2 E: 0 K: 1 S: 13 H: 3 LOB: 1 BB: 0 P: 24		1B: 7 2B: 1 3B: 0 HR: 1	SF: 0 SAC: 1 DP: 1 HBP: 1					

PITCHER		IP	WLS	BF	H	R	ER	SO	BB	IBB	HBP	BLK	WP	HR	S	P	ERA	WHIP
Clay Kirby, R ERA: 5.35	(1, 1)	5.2		29	4	6	6	4	8	0	1	0	2	0	57	113	9.53	2.118
Chuck Taylor, R ERA:	(6, 1)	0.1		1	0	0	0	0	0	0	0	0	0	0	3	3	0.00	0.000
Chip Lang, R ERA: 4.82	(7, 1)	1.0		6	2	1	1	1	0	1	0	1	0	0	13	27	9.00	2.000
Joe Kerrigan, R ERA: 6.23	(8, 1)	1.0	L	6	3	2	2	1	0	0	0	0	0	1	13	24	18.00	3.000

PITCHER	IP	WLS	BF	H	R	ER	SO	BB	IBB	HBP	BLK	WP	HR	S	P	ERA	WHIP

BOTTOM

Montreal Expos @ New York Mets

Shea Stadium, Flushing, NY

Tue Aug 03 1976, 7:05 PM EDT

Att. 12,245 - Unknown

livebaseballscorecards.com

AB	31
R	8
H	9
RBI	8
BB	9
SO	6
LOB	16

WP: 2 PB: 0 SB: 2 CS: 0 PA: 42

Batter	1	2	3	4	5	6	7	8	9	AB	R	H	RBI	BB	SO	LOB
Ellis Valentine, R (1, 8) OBP: 0.331, SLG: 0.417	F9		K			F9			6-3	4	0	0	0	0	1	1
Bombo Rivera, R (1, 7) OBP: 0.343, SLG: 0.440	G5-4-3 1B		5-3			K			6-3	4	0	1	0	0	1	1
Larry Parrish, R (1, 5) OBP: 0.280, SLG: 0.329	G5-4-3 1-2f			K		4-3			F8	4	0	0	0	0	1	1
Jose Morales, R (1, 2) OBP: 0.355, SLG: 0.523		K		4-3			F9			3	0	0	0	0	1	0
Earl Williams, R (1, 3) OBP: 0.283, SLG: 0.364		2B		FC6-4 1B			F7			3	0	2	0	0	0	0
Gary Carter, R (1, 9) OBP: 0.295, SLG: 0.303		P4		FC6-4 1-2f			5-3			3	0	0	0	0	0	2
Pete Mackanin, R (1, 4) OBP: 0.259, SLG: 0.346 (8, 6)		K			K			5-3		3	0	0	0	0	2	1
Pepe Frias, R (1, 6) OBP: 0.236, SLG: 0.254			2B		6-3			1-3		2	0	1	0	0	0	0
Barry Foote, R (8, PH) OBP: 0.251, SLG: 0.344										1	0	0	0	0	0	0
Wayne Garrett, L (8, 4) OBP: 0.348, SLG: 0.299										0	0	0	0	0	0	0
Don Carrithers, R (1, 1) OBP: 0.080, SLG: 0.160			K		K			F7		0	0	0	0	0	0	0
Chip Lang, R (2, 1) OBP: 0.250, SLG: 0.250										2	0	0	0	0	2	1
Chuck Taylor, R (7, 1)										0	0	0	0	0	0	0
Jerry White, S (8, PH) OBP: 0.305, SLG: 0.312										1	0	0	0	0	0	0
Dale Murray, R (8, 1)										0	0	0	0	0	0	0
Inning Stats	R: 0 E: 0 K: 0 S: 3	H: 1 LOB: 0 BB: 0 P: 3	R: 0 E: 0 K: 2 S: 8	H: 1 LOB: 1 BB: 0 P: 8	R: 0 E: 0 K: 2 S: 8	H: 1 LOB: 1 BB: 0 P: 8	R: 0 E: 0 K: 1 S: 6	H: 1 LOB: 1 BB: 0 P: 6	R: 0 E: 0 K: 2 S: 7	H: 0 LOB: 0 BB: 0 P: 7	R: 0 E: 0 K: 1 S: 5	H: 0 LOB: 0 BB: 0 P: 5	R: 0 E: 0 K: 0 S: 3	H: 0 LOB: 0 BB: 0 P: 3	R: 0 E: 0 K: 0 S: 3	H: 0 LOB: 0 BB: 0 P: 3	R: 0 E: 0 K: 0 S: 3	H: 0 LOB: 0 BB: 0 P: 3	1B: 2 2B: 2 3B: 0 HR: 0	SF: 0 SAC: 0 DP: 1 HBP: 0	WP: 0 PB: 0 SB: 0 CS: 0	PA: 30

TOP

Montreal Expos @ New York Mets

Shea Stadium, Flushing, NY

Wed Aug 04 1976, 3:33 AM EDT

Att. 15,016 - Unknown

livebaseballscorecards.com

AB	30
R	0
H	4
RBI	0
BB	0
SO	8
LOB	7

PITCHER		IP	WLS	BF	H	R	ER	SO	BB	IBB	HBP	BLK	WP	HR	S	P	ERA	WHIP
Jerry Koosman, L ERA: 3.14	(1, 1)	9.0	W	30	4	0	0	8	0	0	0	0	0	0	46	46	0.00	0.444

PITCHER	IP	WLS	BF	H	R	ER	SO	BB	IBB	HBP	BLK	WP	HR	S	P	ERA	WHIP

Batter	1	2	3	4	5	6	7	8	9	AB	R	H	RBI	BB	SO	LOB
Pepe Mangual, R (1, 8) OBP: 0.384, SLG: 0.344	BBB 4-0 BB	x 0-0 2B		x 0-0 ② 1-6-3 1-2			x 0-0 ① SH5-4 1-2			2	0	1	0	1	0	1
Felix Millan, R (1, 4) OBP: 0.323, SLG: 0.330 Bud Harrelson, S (2, 6) OBP: 0.325, SLG: 0.275	x 0-0 FC4-6 1-2 1B	x 0-0 ③ 4-3		SSS 0-3 ③ K			x 0-0 ② F7			1 3	0 0	1 0	0 0	0 0	0 1	0 3
Mike Vail, R (1, 9) OBP: 0.286, SLG: 0.269	SSS 0-3 ① K		x 0-0 ① 6-3		x 0-0 ① 4-3		x 0-0 2-H 2B			4	0	1	1	0	1	2
Ed Kranepool, L (1, 7) OBP: 0.335, SLG: 0.396 Bruce Boisclair, L (5, 7) OBP: 0.324, SLG: 0.315	x 0-0 ② FC4-6 1B 3B 1-2f 2-3		x 0-0 1B 1B		x 0-0 ② P3		x 0-0 ③ F9			2 2	1 0	1 0	0 0	0 0	0 0	2 1
Joe Torre, R (1, 3) OBP: 0.336, SLG: 0.401	x 0-0 3B 1-2 3-H 1B		x 0-0 FC5-4 1-2 1B		x 0-0 CS 1B			x 0-0 ① F7		4	1	3	1	0	0	0
Jerry Grote, R (1, 2) OBP: 0.338, SLG: 0.316	x 0-0 1-H 2-H 3B		x 0-0 ② P5		0-0 ③ CS 1-2	x 0-0 ① 5-3		x 0-0 ② G3		4	0	1	2	0	0	2
Roy Staiger, R (1, 5) OBP: 0.282, SLG: 0.299	x 0-0 ③ F9		x 0-0 ③ FC5-4 1-2f			x 0-0 ② P4		x 0-0 ③ 6-3		4	0	0	0	0	0	3
Mike Phillips, L (1, 6) OBP: 0.319, SLG: 0.358 (2, 4)		x 0-0 ① 4-3		x 0-0 ① F9		x 0-0 ③ 3-1				3	0	0	0	0	0	0
Jerry Koosman, R (1, 1) OBP: 0.300, SLG: 0.313		SSS 0-3 ② K		BBB 4-0 1-6-3 BB			x 0-0 WP SH5-4 2B 1B			2	1	1	0	1	1	0
Inning Stats	R: 3 E: 0 K: 1 S: 8 H: 3 LOB: 1 BB: 1 P: 12	R: 0 E: 0 K: 1 S: 6 H: 1 LOB: 1 BB: 0 P: 6	R: 0 E: 0 K: 0 S: 5 H: 2 LOB: 2 BB: 0 P: 5	R: 0 E: 0 K: 1 S: 5 H: 0 LOB: 1 BB: 1 P: 9	R: 0 E: 0 K: 0 S: 3 H: 1 LOB: 0 BB: 0 P: 3	R: 0 E: 0 K: 0 S: 3 H: 0 LOB: 0 BB: 0 P: 3	R: 1 E: 0 K: 0 S: 5 H: 2 LOB: 1 BB: 0 P: 5	R: 0 E: 0 K: 0 S: 3 H: 0 LOB: 0 BB: 0 P: 3		1B: 6 2B: 2 3B: 1 HR: 0 SF: 0 SAC: 1 DP: 0 HBP: 0						

PITCHER		IP	WLS	BF	H	R	ER	SO	BB	IBB	HBP	BLK	WP	HR	S	P	ERA	WHIP
Don Carrithers, R ERA: 4.5	(1, 1)	1.0	L	7	3	3	3	1	1	0	0	0	0	0	8	12	27.00	4.000
Chip Lang, R ERA: 4.28	(2, 1)	5.2		23	6	1	1	2	1	0	0	0	1	0	26	30	1.59	1.235
Chuck Taylor, R ERA:	(7, 1)	0.1		1	0	0	0	0	0	0	0	0	0	0	1	1	0.00	0.000
Dale Murray, R ERA: 2.76	(8, 1)	1.0		3	0	0	0	0	0	0	0	0	0	0	3	3	0.00	0.000

PITCHER	IP	WLS	BF	H	R	ER	SO	BB	IBB	HBP	BLK	WP	HR	S	P	ERA	WHIP

BOTTOM

Montreal Expos @ New York Mets

Shea Stadium, Flushing, NY

Wed Aug 04 1976, 3:33 AM EDT

Att. 15,016 - Unknown

livebaseballscorecards.com

AB	31
R	3
H	9
RBI	4
BB	2
SO	3
LOB	14

New York Mets @ Pittsburgh Pirates

Three Rivers Stadium, Pittsburgh, PA

Thu Aug 05 1976, 7:05 PM EDT

Att. 7,836 - Unknown

TOP

livebaseballscorecards.com

Batter	1	2	3	4	5	6	7	8	9	AB	R	H	RBI	BB	SO	LOB
Pepe Mangual, R (1, 8) OBP: 0.380, SLG: 0.340	S 1-3 1B 1B	K		K	5-3		F7 2-3		K 1-2	6	1	1	0	0	3	8
Leo Foster, R (1, 4) OBP: 0.444, SLG: 0.429	K		1-3	1-H 3-H 1B 2B		BB 1B BB	5-3			4	1	1	2	1	1	2
Mike Vail, R (1, 9) OBP: 0.311, SLG: 0.286	1-3 1-2		E1 1B	1B BB		K			1B	4	0	2	0	1	1	2
Joe Torre, R (1, 3) OBP: 0.342, SLG: 0.405	FC3-6 2-H 1B		F7	1-3 2-H 1B		BB 1-2 1B			F9	5	0	3	2	0	0	2
John Milner, L (1, 7) OBP: 0.339, SLG: 0.442	FC3-6 1-2f		P6	L8		G4-6-3 BB 1-2 2-3			F2	4	0	0	0	1	0	5
Jerry Grote, R (1, 2) OBP: 0.336, SLG: 0.313		6-3		6-3	1B 1B G4-6-3 1B	G4-6-3 1-2f			6-3	5	1	1	0	0	0	4
Roy Staiger, R (1, 5) OBP: 0.292, SLG: 0.329		K		1B 1B	G4-6-3 1B 1-2 1B		HR		5-3	5	2	3	1	0	1	0
Bud Harrelson, S (1, 6) OBP: 0.337, SLG: 0.287		1B 1B		1B 2B 1-2 1B	G4-6-3 1-2 2-3 1B		F7 SH2-3 BB		SH 1B	4	1	4	0	1	0	0
Jon Matlack, L (1, 1) OBP: 0.258, SLG: 0.200 Skip Lockwood, R (8, 1) OBP: 0.462, SLG: 0.500		1-2 1B		1-3 2-H 2B 1B	G4-6-3 1-2f 2-3 3-H		SH2-3 1-2		SH CS 1-2	3 0	1 0	2 0	1 0	0 0	0 0	2 0
Inning Stats	R: 1 E: 0 K: 1 S: 7 H: 2 LOB: 1 BB: 0 P: 7	R: 0 E: 0 K: 2 S: 9 H: 2 LOB: 2 BB: 0 P: 9	R: 0 E: 1 K: 0 S: 4 H: 1 LOB: 1 BB: 0 P: 4	R: 4 E: 0 K: 1 S: 10 H: 5 LOB: 2 BB: 1 P: 14	R: 1 E: 0 K: 0 S: 5 H: 3 LOB: 1 BB: 0 P: 5	R: 0 E: 0 K: 1 S: 5 H: 1 LOB: 2 BB: 2 P: 13	R: 1 E: 0 K: 0 S: 4 H: 1 LOB: 1 BB: 1 P: 8	R: 0 E: 0 K: 0 S: 4 H: 1 LOB: 1 BB: 0 P: 4	R: 0 E: 0 K: 1 S: 6 H: 1 LOB: 2 BB: 0 P: 6	1B: 15 2B: 2 3B: 0 HR: 1	SF: 0 SAC: 2 DP: 3 HBP: 0						

	AB	40
	R	7
	H	17
	RBI	6
	BB	4
	SO	6
	LOB	25

WP: 0 PB: 0 SB: 1 CS: 1 PA: 46

PITCHER		IP	WLS	BF	H	R	ER	SO	BB	IBB	HBP	BLK	WP	HR	S	P	ERA	WHIP
Jerry Reuss, L (1, 1) ERA: 4.39		3.2	L	21	9	5	5	4	1	0	0	0	0	0	28	32	12.27	2.727
Bob Moose, R (4, 1) ERA: 2.97		2.1		12	5	1	1	1	2	0	0	0	0	0	12	20	3.86	3.000
Kent Tekulve, R (7, 1) ERA: 2.86		1.0		5	1	1	1	0	1	0	0	0	0	1	4	8	9.00	2.000
Dave Giusti, R (8, 1) ERA: 4.23		2.0		8	2	0	0	1	0	0	0	0	0	0	10	10	0.00	1.000

PITCHER	IP	WLS	BF	H	R	ER	SO	BB	IBB	HBP	BLK	WP	HR	S	P	ERA	WHIP

BOTTOM

New York Mets @ Pittsburgh Pirates

Three Rivers Stadium, Pittsburgh, PA

Thu Aug 05 1976, 7:05 PM EDT

Att. 7,836 - Unknown

Batter	1	2	3	4	5	6	7	8	9	AB	R	H	RBI	BB	SO	LOB
Rennie Stennett, R (1, 4) OBP: 0.291, SLG: 0.355	6-3			P3		BB HR 1B (1-2)		S 1B		4	1	2	0	0	0	0
Tommy Helms, R (1, 5) OBP: 0.325, SLG: 0.394	FC3-6 1B			FC4-6 BB (BBBB)		P4		K (1-2) (SSS)		3	0	1	0	1	1	3
Dave Parker, L (1, 9) OBP: 0.330, SLG: 0.460	FC3-6 PO (1-2f)			FC4-6 (1-2f)		HR BB (BBBB 1-2 2-3)		5-3		3	1	0	0	1	0	3
Willie Stargell, L (1, 3) OBP: 0.331, SLG: 0.442	PO (1-2)	K (SSS)		K (SSS)		HR (1-H 2-H 3-H)		K (SSS)		4	1	1	4	0	3	2
Richie Zisk, R (1, 7) OBP: 0.335, SLG: 0.454		5-3			6-3	5-3			L9	4	0	0	0	0	0	0
Bill Robinson, R (1, 8) OBP: 0.344, SLG: 0.573		6-3			K (SSS)		5-3		K (SSS)	4	0	0	0	0	2	0
Duffy Dyer, R (1, 2) OBP: 0.313, SLG: 0.376			6-3		6-3		1B		K (SSS)	4	0	1	0	0	1	0
Mario Mendoza, R (1, 6) OBP: 0.212, SLG: 0.194			5-3			FC4-6 1B (SSS)	K			3	0	1	0	0	1	1
Jerry Reuss, L (1, 1) Bob Moose, R (4, 1) OBP: 0.375, SLG: 1.000 Ed Kirkpatrick, L (6, PH) OBP: 0.290, SLG: 0.284 Kent Tekulve, R (7, 1) Al Oliver, L (7, PH) OBP: 0.367, SLG: 0.504 Dave Giusti, R (8, 1)			K (SSS)			FC4-6 BB 1B HR (1-2f)	G3			1 0 1 0 1 0	0 0 1 0 0 0	0 0 0 0 0 0	0 0 0 0 0 0	1 0 0 0 0 0	0 0 0 0 0 0	0 0 1 0 1 0
Inning Stats	R: 0 E: 0 K: 0 S: 3 H: 1 LOB: 0 BB: 0 P: 3	R: 0 E: 0 K: 1 S: 5 H: 0 LOB: 0 BB: 0 P: 5	R: 0 E: 0 K: 1 S: 5 H: 0 LOB: 0 BB: 0 P: 5	R: 0 E: 0 K: 1 S: 5 H: 0 LOB: 1 BB: 1 P: 9	R: 0 E: 0 K: 1 S: 5 H: 0 LOB: 0 BB: 0 P: 5	R: 4 E: 0 K: 0 S: 6 H: 3 LOB: 0 BB: 1 P: 10	R: 0 E: 0 K: 1 S: 6 H: 1 LOB: 1 BB: 0 P: 6	R: 0 E: 0 K: 2 S: 8 H: 1 LOB: 1 BB: 0 P: 8	R: 0 E: 0 K: 2 S: 7 H: 0 LOB: 0 BB: 0 P: 7	1B: 5 2B: 0 3B: 0 HR: 1	SF: 0 SAC: 0 DP: 0 HBP: 0						

	AB	32
	R	4
	H	6
	RBI	4
	BB	2
	SO	9
	LOB	11

WP: 0 PB: 0 SB: 1 CS: 0 PA: 35

livebaseballscorecards.com

PITCHER		IP	WLS	BF	H	R	ER	SO	BB	IBB	HBP	BLK	WP	HR	S	P	ERA	WHIP
Jon Matlack, L ERA: 2.82	(1, 1)	7.0	W	28	6	4	4	5	2	0	0	0	0	1	36	44	5.14	1.143
Skip Lockwood, R ERA: 2.77	(8, 1)	2.0	S	6	0	0	0	4	0	0	0	0	0	0	14	14	0.00	0.000

PITCHER	IP	WLS	BF	H	R	ER	SO	BB	IBB	HBP	BLK	WP	HR	S	P	ERA	WHIP

Batter	1	2	3	4	5	6	7	8	9	AB	R	H	RBI	BB	SO	LOB
Pepe Mangual, R (1, 8) OBP: 0.377, SLG: 0.337	5-3	F9			K		K		1B	5	0	1	0	0	2	3
Bruce Boisclair, L (1, 7) OBP: 0.320, SLG: 0.311	4-3		K		4-3		G3		L6	5	1	1	0	0	1	1
John Milner, L (1, 3) OBP: 0.334, SLG: 0.435	F7		4-3		G3		G3		G3	5	0	0	0	0	0	2
Mike Vail, R (1, 9) OBP: 0.323, SLG: 0.317		4-3	F9			L6				4	1	2	1	0	0	0
Jerry Grote, R (1, 2) OBP: 0.338, SLG: 0.316		4-3		1B		6-3	F9			4	1	2	0	0	0	2
Roy Staiger, R (1, 5) OBP: 0.297, SLG: 0.336		1B		1B		6-3		6-3		3	0	1	1	1	0	1
Mike Phillips, L (1, 4) OBP: 0.327, SLG: 0.366		1B		1B		BB		L6		4	0	3	1	0	0	0
Bud Harrelson, S (1, 6) OBP: 0.339, SLG: 0.285		IBB		F8		BB		F7		2	0	0	0	2	0	2
Tom Seaver, R (1, 1) OBP: 0.177, SLG: 0.089		K		F8		6-3			F9	2	0	0	0	0	1	5
Jim Dwyer, L (6, PH) OBP: 0.270, SLG: 0.228										1	0	0	0	0	0	2
Ken Sanders, R (6, 1)										0	0	0	0	0	0	0
Bob Myrick, R (7, 1)										0	0	0	0	0	0	0
Ron Hodges, L (9, PH) OBP: 0.390, SLG: 0.411										1	0	0	0	0	0	0
Inning Stats	R: 0 E: 0 K: 0 S: 3 H: 0 LOB: 0 BB: 0 P: 3	R: 1 E: 0 K: 1 S: 8 H: 3 LOB: 3 BB: 1 P: 12	R: 0 E: 0 K: 1 S: 5 H: 0 LOB: 0 BB: 0 P: 5	R: 0 E: 0 K: 0 S: 4 H: 2 LOB: 2 BB: 1 P: 8	R: 0 E: 0 K: 1 S: 5 H: 0 LOB: 0 BB: 0 P: 5	R: 1 E: 0 K: 0 S: 5 H: 2 LOB: 2 BB: 1 P: 9	R: 1 E: 0 K: 1 S: 7 H: 2 LOB: 1 BB: 0 P: 7	R: 0 E: 0 K: 0 S: 3 H: 0 LOB: 0 BB: 0 P: 3	R: 0 E: 0 K: 0 S: 4 H: 1 LOB: 1 BB: 0 P: 4	1B: 8 2B: 2 3B: 0 HR: 0 SF: 0 SAC: 0 DP: 0 HBP: 0						

PITCHER	IP	WLS	BF	H	R	ER	SO	BB	IBB	HBP	BLK	WP	HR	S	P	ERA	WHIP
Bruce Kison, R (1, 1) ERA: 3.23	9.0	W	39	10	3	3	4	2	1	0	0	0	0	44	56	3.00	1.333

PITCHER	IP	WLS	BF	H	R	ER	SO	BB	IBB	HBP	BLK	WP	HR	S	P	ERA	WHIP

TOP

New York Mets @ Pittsburgh Pirates

Three Rivers Stadium, Pittsburgh, PA

Sat Aug 07 1976, 7:05 PM EDT

Unknown

livebaseballscorecards.com

AB	36
R	3
H	10
RBI	3
BB	3
SO	4
LOB	18

PA: 39

WP: 0
PB: 0
SB: 0
CS: 0

New York Mets @ Pittsburgh Pirates

Three Rivers Stadium, Pittsburgh, PA

Sat Aug 07 1976, 7:05 PM EDT

Unknown

BOTTOM

Batter	1	2	3	4	5	6	7	8	9	AB	R	H	RBI	BB	SO	LOB
Rennie Stennett, R (1, 4) OBP: 0.293, SLG: 0.355	K		6-3		SF7 1B		E 1B 6-3			5	2	2	1	0	1	2
Richie Hebner, L (1, 5) OBP: 0.302, SLG: 0.321	K		F2		E 2B		E5 G3 1B	HR 2B		5	3	3	1	0	1	0
Al Oliver, L (1, 8) OBP: 0.367, SLG: 0.501	1B			4-3	E IBB		G3	L6		4	1	1	0	1	0	2
Willie Stargell, L (1, 3) OBP: 0.331, SLG: 0.453	P5			K	SF7		1B 2B 1B	HR		4	2	2	4	0	1	1
Dave Parker, L (1, 9) OBP: 0.340, SLG: 0.470		CS BB		1B	E6 2B		2B 2B	1B		4	1	4	2	1	0	0
Richie Zisk, R (1, 7) OBP: 0.336, SLG: 0.459		4-3 2B		K	K		2B	F3		5	1	2	1	0	2	3
Duffy Dyer, R (1, 2) OBP: 0.317, SLG: 0.371		4-3			1B 1B		F8	2B IBB	F9	4	1	1	0	1	0	2
Mario Mendoza, R (1, 6) OBP: 0.229, SLG: 0.227		K			1B 2B 1B		K	2B		4	1	2	2	0	2	1
Bruce Kison, R (1, 1) OBP: 0.267, SLG: 0.268			6-3		K		1-3	5-3		4	0	0	0	0	1	4
Inning Stats	R: 0 E: 0 K: 2 S: 8 H: 1 LOB: 1 BB: 0 P: 8	R: 0 E: 0 K: 1 S: 5 H: 1 LOB: 1 BB: 1 P: 9	R: 0 E: 0 K: 0 S: 3 H: 0 LOB: 0 BB: 0 P: 3	R: 0 E: 0 K: 2 S: 8 H: 1 LOB: 1 BB: 0 P: 8	R: 5 E: 1 K: 2 S: 12 H: 5 LOB: 1 BB: 1 P: 16	R: 0 E: 0 K: 1 S: 5 H: 0 LOB: 0 BB: 0 P: 5	R: 5 E: 1 K: 0 S: 9 H: 6 LOB: 2 BB: 1 P: 13	R: 2 E: 0 K: 0 S: 6 H: 3 LOB: 1 BB: 0 P: 6		1B: 10 2B: 6 3B: 0 HR: 1 SF: 1 SAC: 0 DP: 0 HBP: 0						

PITCHER		IP	WLS	BF	H	R	ER	SO	BB	IBB	HBP	BLK	WP	HR	S	P	ERA	WHIP
Tom Seaver, R ERA: 2.65	(1, 1)	5.0	L	24	8	5	5	7	1	1	0	0	0	0	36	44	9.00	1.800
Ken Sanders, R ERA: 2.31	(6, 1)	1.0		5	2	2	2	1	0	0	0	0	0	0	7	7	18.00	2.000
Bob Myrick, L ERA: 3.86	(7, 1)	2.0		14	7	5	5	0	0	1	0	0	0	1	13	17	22.50	3.500

PITCHER	IP	WLS	BF	H	R	ER	SO	BB	IBB	HBP	BLK	WP	HR	S	P	ERA	WHIP

livebaseballscorecards.com

AB	39
R	12
H	17
RBI	11
BB	3
SO	8
LOB	15

WP: 0 PB: 0 SB: 0 CS: 1 PA: 43

Batter	1	2	3	4	5	6	7	8	9	AB	R	H	RBI	BB	SO	LOB
Pepe Mangual, R (1, 8) OBP: 0.373, SLG: 0.332	F9		K		K			K		4	0	0	0	0	3	0
Mike Phillips, L (1, 4) OBP: 0.330, SLG: 0.379	SF8 3B		F7		4-3			HR 1B		4	2	2	0	0	0	0
John Milner, L (1, 7) OBP: 0.333, SLG: 0.443	SF8 3-H		F7			F3		1-H HR		3	1	1	3	0	0	0
Joe Torre, R (1, 3) OBP: 0.344, SLG: 0.407	1B			5-3		FC6-4 1B		K		4	0	2	0	0	1	0
Mike Vail, R (1, 9) OBP: 0.319, SLG: 0.313	F9			PB 1B SF8 1B		FC6-4 1-2f		1-3		4	1	1	0	0	0	2
Ron Hodges, L (1, 2) OBP: 0.393, SLG: 0.414		1B		1-2 1B		6-3			F7	4	0	2	0	0	0	1
Roy Staiger, R (1, 5) OBP: 0.290, SLG: 0.329		F8		SF8 2-H			1-3		K	3	0	0	1	0	1	1
Leo Foster, R (1, 6) OBP: 0.308, SLG: 0.273		P4		F9			6-3		K	4	0	0	0	0	1	2
Nino Espinosa, R (1, 1)		F9			4-3		6-3			2	0	0	0	0	0	1
Bob Apodaca, R (6, 1) OBP: 0.200, SLG: 0.214										1	0	0	0	0	0	0
Skip Lockwood, R (9, 1) OBP: 0.462, SLG: 0.500										0	0	0	0	0	0	0

Inning Stats	1	2	3	4	5	6	7	8	9
R	1	0	0	1	0	0	0	2	0
E	0	0	0	0	0	0	0	0	0
LOB	1	1	0	1	1	1	0	0	0
K	0	0	1	0	1	0	0	0	2
S	5	4	5	5	5	4	3	9	7
H	2	1	0	2	0	1	0	2	0
BB	0	0	0	0	0	0	0	0	0
P	5	4	5	5	5	4	3	9	7

1B: 6 SF: 2
2B: 0 SAC: 0
3B: 1 DP: 0
HR: 1 HBP: 0

WP: 0 PA: 35
PB: 1
SB: 0
CS: 0

PITCHER		IP	WLS	BF	H	R	ER	SO	BB	IBB	HBP	BLK	WP	HR	S	P	ERA	WHIP
Doc Medich, R ERA: 3.84	(1, 1)	7.0	L	27	6	2	1	2	0	0	0	0	0	0	31	31	1.29	0.857
Kent Tekulve, R ERA: 3.05	(8, 1)	2.0		8	2	2	2	4	0	0	0	0	0	1	16	16	9.00	1.000

PITCHER	IP	WLS	BF	H	R	ER	SO	BB	IBB	HBP	BLK	WP	HR	S	P	ERA	WHIP

New York Mets @ Pittsburgh Pirates

Three Rivers Stadium, Pittsburgh, PA

Sat Aug 07 1976, 7:05 PM EDT

Att. 12,364 - Unknown

TOP

livebaseballscorecards.com

AB	33
R	4
H	8
RBI	4
BB	0
SO	6
LOB	7

BOTTOM

Batter	1	2	3	4	5	6	7	8	9	AB	R	H	RBI	BB	SO	LOB
Rennie Stennett, R (1, 4) OBP: 0.289, SLG: 0.351	P4		F8			4-3 1-2f		F9	FC4-6 1-2f 2-3 3-H	5	0	0	1	0	0	4
Richie Hebner, L (1, 5) OBP: 0.303, SLG: 0.324	F8			P3		BBBB 1B BB		4-3 2B 2B	F7	4	1	1	0	1	0	2
Al Oliver, L (1, 8) OBP: 0.366, SLG: 0.499	F8			4-3		BB 1-3 1B		4-3 2-3		4	0	1	0	0	0	1
Dave Parker, L (1, 9) OBP: 0.342, SLG: 0.471		SSS K		4-3		BBBB FC5-4 1-2 BB		3-H 2B		3	0	1	1	1	1	0
Richie Zisk, R (1, 7) OBP: 0.335, SLG: 0.457 Bill Robinson, R (3, 7) OBP: 0.344, SLG: 0.569		6-3			BBBB BB	FC5-4 1-2f		F7		1 2	0 0	0 0	0 0	0 1	0 0	0 4
Ed Kirkpatrick, L (1, 3) OBP: 0.299, SLG: 0.286		F5			F9		BBBB BB		FC4-6 1B FC4-6 1B	3	1	1	0	1	0	1
Duffy Dyer, R (1, 2) OBP: 0.324, SLG: 0.376			1-3 1B		F7		F7		FC4-6 1-2 1B	4	0	2	0	0	0	2
Mario Mendoza, R (1, 6) OBP: 0.222, SLG: 0.221 Willie Stargell, L (7, PH) OBP: 0.331, SLG: 0.451 Frank Taveras, R (8, 6) OBP: 0.313, SLG: 0.287 Ed Ott, L (9, PH) OBP: 0.333, SLG: 0.278			1-3 1-2		SSS K		F8		FC4-6 FC4-6 BB 1-2f 2-3	2 1 0 1	0 0 0 0	0 0 0 0	0 0 0 0	1 0 0 0	2 1 0 2	2 1 0 2
Doc Medich, R (1, 1) OBP: 0.167, SLG: 0.079 Bob Robertson, R (7, PH) OBP: 0.317, SLG: 0.345 Kent Tekulve, R (8, 1) Tommy Helms, R (9, PH) OBP: 0.333, SLG: 0.394			SSS K			4-3 1B	SSS K		BBBB FC4-6 1-2 BB	2 1 0 0	0 0 0 0	1 0 0 0	0 0 0 1	1 1 0 0	1 1 0 0	2 1 0 0
Inning Stats	R: 0 E: 0 K: 0 S: 3 H: 0 LOB: 0 BB: 0 P: 3	R: 0 E: 0 K: 1 S: 5 H: 0 LOB: 0 BB: 0 P: 5	R: 0 E: 0 K: 1 S: 6 H: 1 LOB: 1 BB: 0 P: 6	R: 0 E: 0 K: 0 S: 3 H: 0 LOB: 0 BB: 0 P: 3	R: 0 E: 0 K: 1 S: 5 H: 0 LOB: 1 BB: 1 P: 9	R: 0 E: 0 K: 0 S: 4 H: 2 LOB: 3 BB: 2 P: 12	R: 0 E: 0 K: 1 S: 5 H: 0 LOB: 1 BB: 1 P: 9	R: 1 E: 0 K: 0 S: 5 H: 2 LOB: 1 BB: 0 P: 5	R: 1 E: 0 K: 0 S: 5 H: 2 LOB: 2 BB: 1 P: 9	1B: 5 2B: 3 3B: 0 HR: 0 SF: 0 SAC: 0 DP: 1 HBP: 0						

PITCHER		IP	WLS	BF	H	R	ER	SO	BB	IBB	HBP	BLK	WP	HR	S	P	ERA	WHIP
Nino Espinosa, R ERA: 1.65	(1, 1)	5.2	W	22	3	0	0	3	3	0	0	0	0	0	25	37	0.00	1.059
Bob Apodaca, R ERA: 2.92	(6, 1)	2.1		10	2	1	1	1	1	0	0	0	0	0	11	15	3.86	1.286
Skip Lockwood, R ERA: 2.86	(9, 1)	1.0	S	6	2	1	1	0	1	0	0	0	0	0	5	9	9.00	3.000

PITCHER	IP	WLS	BF	H	R	ER	SO	BB	IBB	HBP	BLK	WP	HR	S	P	ERA	WHIP

New York Mets @ Pittsburgh Pirates

Three Rivers Stadium, Pittsburgh, PA

Sat Aug 07 1976, 7:05 PM EDT

Att. 12,364 - Unknown

livebaseballscorecards.com

AB	33
R	2
H	7
RBI	2
BB	5
SO	4
LOB	21

New York Mets @ Pittsburgh Pirates

Three Rivers Stadium, Pittsburgh, PA

Sun Aug 08 1976, 3:33 AM EDT

Att. 16,538 - Unknown

TOP

livebaseballscorecards.com

Batter	1	2	3	4	5	6	7	8	9	AB	R	H	RBI	BB	SO	LOB
Pepe Mangual, R (1, 8) OBP: 0.371, SLG: 0.331	0-0 3B 1B	0-0 6-3 ①		0-0 6-3 ② 2-3			S S S 0-3 K ①	0-0 L8 ③		4	1	1	0	0	1	1
Leon Brown, R (7, 8) OBP: 0.264, SLG: 0.275										1	0	0	0	0	0	0
Mike Vail, R (1, 9) OBP: 0.311, SLG: 0.333	0-0 1-H 4-3 3B	S S S 0-3 K ②		0-0 L9 ③			0-0 F8 ②		S S S 0-3 K ①	5	1	1	1	0	2	1
John Milner, L (1, 7) OBP: 0.337, SLG: 0.442	0-0 4-3 ① 3-H	B B B 4-0 BB			0-0 P4 ①		B B B 4-0 1B 2B BB		0-0 2B 1B	3	1	1	1	2	0	0
Joe Torre, R (1, 3) OBP: 0.354, SLG: 0.417	0-0 2B 1B 1B	0-0 F9 ③			H 1-0 G6-4-3 HBP		0-0 2B 1-2 2B 1B		0-0 1-3 2B	4	2	3	0	0	0	1
Jerry Grote, R (1, 2) OBP: 0.342, SLG: 0.326	0-0 1B 1-3 BB 2B		0-0 6-3 ①		0-0 G6-4-3 ② ③ 1-2f		0-0 1-3 2-H 2B 2B		4-0 IBB	4	2	2	1	1	0	1
Roy Staiger, R (1, 5) OBP: 0.305, SLG: 0.335	4-0 BB 1B K2 IBB		0-0 CS 1B			0-0 FC6-4 1B	4-0 2B IBB		0-0 P6 ②	3	0	2	0	2	0	3
Leo Foster, R (1, 4) OBP: 0.333, SLG: 0.375	0-0 BB 1-2 2-3 3-H 1B		0-0 F7 ②			0-0 FC6-4 ① 1-2f	0-0 1-H 2-H 3-H 2B		0-0 F8 ③	5	0	2	3	0	0	5
Bud Harrelson, S (1, 6) OBP: 0.338, SLG: 0.281	B B B B 4-0 1-2 2-3 3-H BB		0-0 CS ③ 1-2	0-0 E6 6-3 SH1-4		0-0 F7 ②		0-0 5-3 ①		3	0	0	1	1	0	1
Mickey Lolich, S (1, 1) OBP: 0.239, SLG: 0.146	S S S 0-3 K2 ② ③ 3-Hf			0-0 SH1-4 ① 1-2		0-0 L8 ③		0-0 F8 ②		3	0	0	0	0	1	4

AB	35
R	7
H	12
RBI	7
BB	6
SO	4
LOB	17

Inning Stats	1	2	3	4	5	6	7	8	9
	R: 4 E: 0 K: 1 S: 9	H: 5 LOB: 3 BB: 2 P: 17	R: 0 E: 0 K: 1 S: 5	H: 0 LOB: 1 BB: 1 P: 9	R: 0 E: 0 K: 0 S: 3	H: 1 LOB: 0 BB: 0 P: 3	R: 0 E: 1 K: 0 S: 4	H: 0 LOB: 1 BB: 0 P: 4	R: 0 E: 0 K: 0 S: 2	H: 0 LOB: 0 BB: 0 P: 3
	R: 0 E: 0 K: 0 S: 4	H: 1 LOB: 1 BB: 0 P: 4	R: 3 E: 0 K: 1 S: 7	H: 3 LOB: 2 BB: 2 P: 15	R: 0 E: 0 K: 0 S: 3	H: 0 LOB: 0 BB: 0 P: 3	R: 0 E: 0 K: 1 S: 7	H: 2 LOB: 3 BB: 1 P: 11		

1B: 7	SF: 0	WP: 0
2B: 5	SAC: 1	PB: 0
3B: 1	DP: 2	SB: 0
HR: 0	HBP: 1	CS: 1

PA: 44

PITCHER		IP	WLS	BF	H	R	ER	SO	BB	IBB	HBP	BLK	WP	HR	S	P	ERA	WHIP
Jim Rooker, L ERA: 3.69	(1, 1)	0.1	L	7	5	4	4	0	0	1	0	0	0	0	6	10	108.00	15.000
Bob Moose, R ERA: 2.74	(1, 1)	4.2		16	1	0	0	2	2	0	1	0	0	0	17	26	0.00	0.643
Dave Giusti, R ERA: 4.69	(6, 1)	2.0		11	4	3	3	1	1	1	0	0	0	0	11	19	13.50	2.500
Ramon Hernandez, L ERA: 3.73	(8, 1)	2.0		9	2	0	0	1	0	1	0	0	0	0	10	14	0.00	1.000

PITCHER	IP	WLS	BF	H	R	ER	SO	BB	IBB	HBP	BLK	WP	HR	S	P	ERA	WHIP

Batter	1	2	3	4	5	6	7	8	9	AB	R	H	RBI	BB	SO	LOB
Frank Taveras, R (1, 6) OBP: 0.315, SLG: 0.288	4-3 1-3 1B		5-3		F9			BBBB 1B SF8 BB		3	1	1	0	1	0	2
Rennie Stennett, R (1, 4) OBP: 0.289, SLG: 0.350	1-3 1-2			F9		P4		1-3 WP 1B 1B		4	1	1	0	0	0	1
Al Oliver, L (1, 8) OBP: 0.363, SLG: 0.495	4-3 2-3			L7		4-3		SF8 3-H		3	0	0	1	0	0	1
Bob Robertson, R (1, 3) OBP: 0.305, SLG: 0.330	F8			F8		F9		F8 1-2		4	0	0	0	0	0	2
Richie Zisk, R (1, 7) OBP: 0.336, SLG: 0.465		P4			5-3		HR	2-H 1B		4	1	2	2	0	0	0
Dave Parker, L (1, 9) OBP: 0.338, SLG: 0.466		F9			F7		3-1	P5		4	0	0	0	0	0	1
Bill Robinson, R (1, 5) OBP: 0.343, SLG: 0.571		5-3			2B 3B		L5		G3	4	1	1	0	0	0	0
Duffy Dyer, R (1, 2) OBP: 0.330, SLG: 0.392			F8		1B 3-H 2B		1B		6-3	4	0	2	1	0	0	0
Jim Rooker, R (1, 1) OBP: 0.261, SLG: 0.364 Bob Moose, R (1, 1) OBP: 0.333, SLG: 0.889 Tommy Helms, R (5, PH) OBP: 0.341, SLG: 0.403 Dave Giusti, R (6, 1) Richie Hebner, L (7, PH) OBP: 0.302, SLG: 0.323 Ramon Hernandez, S (8, 1) Ed Kirkpatrick, L (9, PH) OBP: 0.296, SLG: 0.282			6-3		2-3 1B		4-3		F9	0 1 1 0 1 0 1	0 0 0 0 0 0 0	0 0 1 0 0 0 0	0 0 0 0 0 0 0	0 0 0 0 0 0 0	0 0 0 0 0 0 0	0 0 0 0 1 0 0
Inning Stats	R: 0 H: 1 E: 0 LOB: 1 K: 0 BB: 0 S: 4 P: 4	R: 0 H: 0 E: 0 LOB: 0 K: 0 BB: 0 S: 3 P: 3	R: 0 H: 0 E: 0 LOB: 0 K: 0 BB: 0 S: 3 P: 3	R: 0 H: 0 E: 0 LOB: 0 K: 0 BB: 0 S: 3 P: 3	R: 1 H: 3 E: 0 LOB: 2 K: 0 BB: 0 S: 6 P: 6	R: 0 H: 0 E: 0 LOB: 0 K: 0 BB: 0 S: 3 P: 3	R: 1 H: 2 E: 0 LOB: 1 K: 0 BB: 0 S: 5 P: 5	R: 2 H: 2 E: 0 LOB: 1 K: 0 BB: 1 S: 5 P: 9	R: 0 H: 0 E: 0 LOB: 0 K: 0 BB: 0 S: 3 P: 3	1B: 5 SF: 1 2B: 1 SAC: 0 3B: 1 DP: 0 HR: 1 HBP: 0						

PITCHER		IP	WLS	BF	H	R	ER	SO	BB	IBB	HBP	BLK	WP	HR	S	P	ERA	WHIP
Mickey Lolich, L ERA: 2.88	(1, 1)	9.0	W	36	8	4	4	0	1	0	0	0	1	1	35	39	4.00	1.000

PITCHER	IP	WLS	BF	H	R	ER	SO	BB	IBB	HBP	BLK	WP	HR	S	P	ERA	WHIP

New York Mets @ Pittsburgh Pirates

Three Rivers Stadium, Pittsburgh, PA

Sun Aug 08 1976, 3:33 AM EDT

Att. 16,538 - Unknown

BOTTOM

livebaseballscorecards.com

AB	34
R	4
H	8
RBI	4
BB	1
SO	0
LOB	8

WP: 1 PA: 36
PB: 0
SB: 0
CS: 0

Batter	1	2	3	4	5	6	7	8	9	AB	R	H	RBI	BB	SO	LOB
Johnny Grubb, L (1, 7) OBP: 0.394, SLG: 0.414	SH2-4 1B		4-3 2-3		K		P6		BB 1-2	4	0	1	0	1	1	1
Enzo Hernandez, R (1, 6) OBP: 0.309, SLG: 0.316	SH2-4 1-2		2B HR BB		P3		CS 1B		5-3	2	1	1	0	1	0	0
Ted Kubiak, S (9, PH) OBP: 0.347, SLG: 0.322										1	0	0	0	0	0	2
Willie Davis, L (1, 8) OBP: 0.297, SLG: 0.394	F9		HR 2B 1-3 3-H		K		CS 1-2	1B 1B		4	1	2	1	0	1	1
Dave Winfield, R (1, 9) OBP: 0.357, SLG: 0.446	F9		HR 2-H 3-H			K		F9		4	1	1	3	0	1	2
Mike Ivie, R (1, 3) OBP: 0.318, SLG: 0.402		5-3	BB			1B 1B		1-3 1B		3	0	2	0	1	0	0
Tito Fuentes, S (1, 4) OBP: 0.305, SLG: 0.326		P4	K			1-2 1B		F8		4	0	1	0	0	1	2
Doug Rader, R (1, 5) OBP: 0.333, SLG: 0.366		6-3		K	K				F7	4	0	0	0	0	2	2
Fred Kendall, R (1, 2) OBP: 0.298, SLG: 0.299			4-3 SH1-4 2B BB	5-3		F7			BB 1B	3	1	1	0	1	0	2
Jerry Turner, L (9, PR) OBP: 0.332, SLG: 0.399										0	0	0	0	0	0	0
Randy Jones, R (1, 1) OBP: 0.098, SLG: 0.051			SH1-4 1-2	P5			1-3		K	2	0	0	0	0	0	0
Merv Rettenmund, R (9, PH) OBP: 0.350, SLG: 0.297										1	0	0	0	0	1	1
Inning Stats	R: 0 H: 1 E: 0 LOB: 1 K: 0 BB: 0 S: 4 P: 4	R: 0 H: 0 E: 0 LOB: 0 K: 0 BB: 0 S: 3 P: 3	R: 4 H: 2 E: 0 LOB: 1 K: 1 BB: 3 S: 7 P: 19	R: 0 H: 0 E: 0 LOB: 0 K: 1 BB: 0 S: 5 P: 5	R: 0 H: 0 E: 0 LOB: 0 K: 2 BB: 0 S: 7 P: 7	R: 0 H: 2 E: 0 LOB: 2 K: 2 BB: 0 S: 9 P: 9	R: 0 H: 1 E: 0 LOB: 0 K: 0 BB: 0 S: 3 P: 3	R: 0 H: 2 E: 0 LOB: 1 K: 0 BB: 0 S: 4 P: 4	R: 0 H: 1 E: 0 LOB: 2 K: 1 BB: 1 S: 6 P: 10	1B: 7 SF: 0 2B: 1 SAC: 2 3B: 0 DP: 0 HR: 1 HBP: 0						

TOP

San Diego Padres @ New York Mets

Shea Stadium, Flushing, NY

Tue Aug 10 1976, 7:05 PM EDT

Att. 12,085 - Unknown

livebaseballscorecards.com

AB	32
R	4
H	9
RBI	4
BB	4
SO	7
LOB	13

WP: 0 PB: 0 SB: 0 CS: 1 PA: 39

PITCHER	IP	WLS	BF	H	R	ER	SO	BB	IBB	HBP	BLK	WP	HR	S	P	ERA	WHIP
Jerry Koosman, L (1, 1) ERA: 3.19	9.0	W	38	9	4	4	7	4	0	0	0	0	1	48	64	4.00	1.444

PITCHER	IP	WLS	BF	H	R	ER	SO	BB	IBB	HBP	BLK	WP	HR	S	P	ERA	WHIP

Batter	1	2	3	4	5	6	7	8	9	AB	R	H	RBI	BB	SO	LOB
Pepe Mangual, R (1, 7) (9, 8) OBP: 0.367, SLG: 0.326	3-1	FC5-2-5 1B, 1-2, 3-H		K, 2-3			6-3			4	0	0	0	0	1	3
Felix Millan, R (1, 4) OBP: 0.323, SLG: 0.329	6-3	1B, 1-3, 2-H		L1			4-3			4	0	1	1	0	0	1
Mike Vail, R (1, 9) OBP: 0.295, SLG: 0.315	6-3	5-3			2-3		F8			4	0	0	0	0	0	2
Joe Torre, R (1, 3) OBP: 0.352, SLG: 0.415		5-3	4-3		5-3			1B, SH2-4, 1B, 1B		4	0	1	0	0	0	0
Leo Foster, R (8, PR) OBP: 0.333, SLG: 0.375										0	1	0	0	0	0	0
Bruce Boisclair, L (9, 7) OBP: 0.320, SLG: 0.311										0	0	0	0	0	0	0
Jerry Grote, R (1, 2) OBP: 0.342, SLG: 0.326		1B, 2B, 1B	E6		F7			SH2-4, 1-2		3	1	1	0	0	0	0
Roy Staiger, R (1, 5) OBP: 0.315, SLG: 0.346		2B, 1-2, 1B, 1B	F7			FC5-4, 1B		FC5-4, 1B, 2-3, 1B		4	1	3	0	0	0	1
Leon Brown, R (1, 8) OBP: 0.268, SLG: 0.296		1B, 1-3, 2-H, 2B	L7			F2		FC5-4, 1-2, 3-H, 1B		3	1	1	1	0	0	2
John Milner, L (8, PH) (9, 3) OBP: 0.339, SLG: 0.444										1	0	1	1	0	0	0
Bud Harrelson, S (1, 6) OBP: 0.340, SLG: 0.282		1B, FC5-2-5, IBB		S, SH1-4, 1B		FC5-4, 1-2f		FC5-4, 1-2f, 2-3		3	0	1	0	1	0	3
Jerry Koosman, R (1, 1) OBP: 0.302, SLG: 0.314		FC5-2-5, 1B, 1-3, 2-H, 3-H, 1B		SH1-4, 1-2		L7		1-3		3	1	1	2	0	0	3
Inning Stats	R: 0 E: 0 K: 0 S: 3 H: 0 LOB: 0 BB: 0 P: 3	R: 4 E: 0 K: 0 S: 8 H: 5 LOB: 2 BB: 1 P: 12	R: 0 E: 1 K: 0 S: 4 H: 0 LOB: 1 BB: 0 P: 4	R: 0 E: 0 K: 1 S: 6 H: 1 LOB: 1 BB: 0 P: 6	R: 0 E: 0 K: 0 S: 3 H: 0 LOB: 0 BB: 0 P: 3	R: 0 E: 0 K: 0 S: 4 H: 1 LOB: 1 BB: 0 P: 4	R: 0 E: 0 K: 0 S: 3 H: 0 LOB: 0 BB: 0 P: 3	R: 1 E: 0 K: 0 S: 6 H: 3 LOB: 2 BB: 0 P: 6		1B: 9 2B: 1 3B: 0 HR: 0	SF: 0 SAC: 2 DP: 0 HBP: 0					

PITCHER	IP	WLS	BF	H	R	ER	SO	BB	IBB	HBP	BLK	WP	HR	S	P	ERA	WHIP
Randy Jones, L (1, 1) ERA: 2.73	8.0	L	36	10	5	5	1	0	1	0	0	0	0	37	41	5.62	1.250

PITCHER	IP	WLS	BF	H	R	ER	SO	BB	IBB	HBP	BLK	WP	HR	S	P	ERA	WHIP

BOTTOM

San Diego Padres @ New York Mets

Shea Stadium, Flushing, NY

Tue Aug 10 1976, 7:05 PM EDT

Att. 12,085 - Unknown

livebaseballscorecards.com

AB	33
R	5
H	10
RBI	5
BB	1
SO	1
LOB	15

PA: 36

WP: 0 PB: 0 SB: 1 CS: 0

San Diego Padres @ New York Mets

Shea Stadium, Flushing, NY

Wed Aug 11 1976, 7:05 PM EDT

Att. 15,150 - Unknown

TOP

livebaseballscorecards.com

Batter	1	2	3	4	5	6	7	8	9	AB	R	H	RBI	BB	SO	LOB
Johnny Grubb, L (1, 7) OBP: 0.390, SLG: 0.409	SH1-3 1B		3-1		4-3		K		K	5	0	1	0	0	2	1
Enzo Hernandez, R (1, 6) OBP: 0.312, SLG: 0.320	SH1-3		5-3		E8 1B			1B 1B		3	0	2	1	0	0	0
Willie Davis, L (1, 8) OBP: 0.297, SLG: 0.392	F8		3-1		K			S 1B		4	0	1	0	0	1	2
Dave Winfield, R (1, 9) OBP: 0.354, SLG: 0.441	F8			F8	K	K		K		4	0	0	0	0	2	3
Mike Ivie, R (1, 3) OBP: 0.327, SLG: 0.410		FC6-4 1B		4-3 BB		2B		BB		2	0	2	0	2	0	0
Tito Fuentes, S (1, 4) OBP: 0.302, SLG: 0.323		FC6-4 BB		4-3		P4		K		4	0	0	0	0	1	6
Doug Rader, R (1, 5) OBP: 0.330, SLG: 0.363		F5		1-4-3		K		K		3	0	0	0	0	1	3
Willie McCovey, L (8, PH) OBP: 0.288, SLG: 0.366										1	0	0	0	0	1	3
Ted Kubiak, S (8, 5) OBP: 0.347, SLG: 0.322										0	0	0	0	0	0	0
Fred Kendall, R (1, 2) OBP: 0.301, SLG: 0.300		BB			4-3 E 1B		F8		4-3	3	1	1	0	1	0	0
Tom Griffin, R (1, 1) OBP: 0.200, SLG: 0.111		F7			K		L1		4-3	1	0	0	0	0	0	2
Jerry Johnson, R (2, 1)										1	0	0	0	0	1	1
Luis Melendez, R (7, PH) OBP: 0.235, SLG: 0.253										1	0	0	0	0	0	0
Butch Metzger, R (7, 1)										0	0	0	0	0	0	0
Jerry Turner, L (9, PH) OBP: 0.330, SLG: 0.397										1	0	0	0	0	0	0

	AB	33
	R	1
	H	7
	RBI	1
	BB	3
	SO	9
	LOB	21

Inning Stats	1	2	3	4	5	6	7	8	9
	R: 0 E: 0 K: 0 S: 4 H: 1 LOB: 1 BB: 0 P: 4	R: 0 E: 0 K: 0 S: 4 H: 1 LOB: 2 BB: 1 P: 8	R: 0 E: 0 K: 0 S: 3 H: 0 LOB: 0 BB: 0 P: 3	R: 0 E: 0 K: 0 S: 3 H: 0 LOB: 1 BB: 1 P: 7	R: 1 E: 1 K: 2 S: 9 H: 2 LOB: 1 BB: 0 P: 9	R: 0 E: 0 K: 2 S: 8 H: 1 LOB: 1 BB: 0 P: 8	R: 0 E: 0 K: 1 S: 5 H: 0 LOB: 0 BB: 0 P: 5	R: 0 E: 0 K: 3 S: 11 H: 2 LOB: 3 BB: 1 P: 15	R: 0 E: 0 K: 1 S: 5 H: 0 LOB: 0 BB: 0 P: 5

	1B	6	SF	0	WP	0	PA	37
	2B	1	SAC	1	PB	0		
	3B	0	DP	0	SB	1		
	HR	0	HBP	0	CS	0		

PITCHER		IP	WLS	BF	H	R	ER	SO	BB	IBB	HBP	BLK	WP	HR	S	P	ERA	WHIP
Jon Matlack, L	(1, 1)	7.0	W	30	7	1	1	5	2	0	0	0	0	0	38	46	1.29	1.286
ERA: 2.76																		
Skip Lockwood, R	(8, 1)	2.0	S	7	0	0	0	4	1	0	0	0	0	0	14	18	0.00	0.500
ERA: 2.78																		

PITCHER	IP	WLS	BF	H	R	ER	SO	BB	IBB	HBP	BLK	WP	HR	S	P	ERA	WHIP

Batter	1	2	3	4	5	6	7	8	9	AB	R	H	RBI	BB	SO	LOB
Bruce Boisclair, L (1, 8) (8, 7) OBP: 0.324, SLG: 0.308	BBBB 4-0 HBP S 2B BB	BBBB 4-0 S BB		x 0-0 ② F9			x 0-0 ① F8			2	1	0	0	2	0	1
Felix Millan, R (1, 4) OBP: 0.320, SLG: 0.325	x 0-0 ① F8 1-2	x 0-0 ② F8 1-2		x 0-0 ③ FC6 1-2f			x 0-0 ② 5-3			4	0	0	0	0	0	3
John Milner, L (1, 7) OBP: 0.341, SLG: 0.441 Leon Brown, R (8, 8) OBP: 0.268, SLG: 0.296	BBBB 4-0 HBP 2B BB	BBBB 4-0 BB			x 0-0 ① 4-3		x 0-0 ③ L8			2 0	1 0	0 0	0 0	2 0	0 0	0 0
Joe Torre, R (1, 3) OBP: 0.354, SLG: 0.414	H 1-0 2B 1-2 2-3 HBP	x 0-0 ③ 1-3			x 0-0 1B			x 0-0 ① 6-3		3	0	1	0	0	0	2
Mike Vail, R (1, 9) OBP: 0.305, SLG: 0.338 Pepe Mangual, R (8, PR) (9, 9) OBP: 0.367, SLG: 0.326	x 0-0 1-3 2-H 3-H 2B		x 0-0 ① F2		x 0-0 ② F9			x 0-0 CS S 1B		4 0	0 0	2 0	2 0	0 0	0 0	1 0
Roy Staiger, R (1, 5) OBP: 0.313, SLG: 0.339	x 0-0 ② F2		x 0-0 ② L7		x 0-0 ③ 5-3			BBBB 4-0 2B 1-2 BB		3	0	0	0	1	0	3
Ron Hodges, L (1, 2) OBP: 0.396, SLG: 0.420	BBBB 4-0 BB		SSS 0-3 ③ K			x 0-0 ① F8		x 0-0 ② 1-3 2-3 2B		3	0	1	0	1	1	0
Mike Phillips, L (1, 6) OBP: 0.329, SLG: 0.374	x 0-0 ③ P6			x 0-0 ① F7		x 0-0 ② P4		IIII 4-0 IBB		3	0	0	0	1	0	3
Jon Matlack, L (1, 1) OBP: 0.261, SLG: 0.206 Skip Lockwood, R (8, 1) OBP: 0.429, SLG: 0.462		SSS 0-3 ① K		x 0-0 FC6 1B		x 0-0 ③ F7		x 0-0 ③ L8		3 1	0 0	1 0	0 0	0 0	1 0	0 3
Inning Stats	R: 2 E: 0 K: 0 S: 4 H: 1 LOB: 3 BB: 3 P: 17	R: 0 E: 0 K: 1 S: 5 H: 0 LOB: 2 BB: 2 P: 13	R: 0 E: 0 K: 1 S: 5 H: 0 LOB: 0 BB: 0 P: 5	R: 0 E: 0 K: 0 S: 4 H: 1 LOB: 1 BB: 0 P: 4	R: 0 E: 0 K: 0 S: 4 H: 1 LOB: 1 BB: 0 P: 4	R: 0 E: 0 K: 0 S: 3 H: 0 LOB: 0 BB: 0 P: 3	R: 0 E: 0 K: 0 S: 3 H: 0 LOB: 0 BB: 0 P: 3	R: 0 E: 0 K: 0 S: 4 H: 2 LOB: 3 BB: 2 P: 12		1B: 3 2B: 2 3B: 0 HR: 0	SF: 0 SAC: 0 DP: 0 HBP: 1					

PITCHER		IP	WLS	BF	H	R	ER	SO	BB	IBB	HBP	BLK	WP	HR	S	P	ERA	WHIP
Tom Griffin, R ERA: 5.84	(1, 1)	1.2	L	12	1	2	2	1	5	0	1	0	0	0	8	29	10.80	3.600
Jerry Johnson, R ERA: 5.09	(2, 1)	4.1		15	2	0	0	1	0	0	0	0	0	0	17	17	0.00	0.462
Butch Metzger, R ERA: 1.83	(7, 1)	2.0		9	2	0	0	0	1	1	0	0	0	0	7	15	0.00	1.500

PITCHER	IP	WLS	BF	H	R	ER	SO	BB	IBB	HBP	BLK	WP	HR	S	P	ERA	WHIP

BOTTOM

San Diego Padres @ New York Mets

Shea Stadium, Flushing, NY

Wed Aug 11 1976, 7:05 PM EDT

Att. 15,150 - Unknown

livebaseballscorecards.com

AB	28
R	2
H	5
RBI	2
BB	7
SO	2
LOB	16

1B: 3	SF: 0	WP: 0	PA: 36
2B: 2	SAC: 0	PB: 0	
3B: 0	DP: 0	SB: 3	
HR: 0	HBP: 1	CS: 1	

Batter	1	2	3	4	5	6	7	8	9	AB	R	H	RBI	BB	SO	LOB
Johnny Grubb, L (1, 5) (6, 7) OBP: 0.388, SLG: 0.404	S S S 0-3 ① K	x 0-0 ② ③ G6-3 1-2f			x 0-0 ③ 4-3			B B B B 4-0 BB 1-2 BB		3	0	0	0	1	1	2
Enzo Hernandez, R (1, 6) OBP: 0.311, SLG: 0.317	S S S 0-3 ② K		x 0-0 ① 5-3			x 0-0 ① B5-3		B B B B 4-0 1-2 2-3 BB		3	0	0	0	1	1	0
Jerry Turner, L (1, 7) OBP: 0.325, SLG: 0.390 Doug Rader, R (6, 5) OBP: 0.329, SLG: 0.362	x 0-0 ③ F8		x 0-0 ② F8			x 0-0 ② G3		x 0-0 ② P9		3 1	0 0	0 0	0 0	0 0	0 0	0 3
Willie Davis, L (1, 8) OBP: 0.296, SLG: 0.393		x 0-0 1B 1B 2B	x 0-0 ③ F7			x 0-0 ③ G3		x 0-0 ③ F9		4	1	1	0	0	0	3
Mike Ivie, R (1, 3) OBP: 0.326, SLG: 0.408		x 0-0 1B 1B 2-3 1B		x 0-0 ① 5-3			x 0-0 ① F8		x 0-0 ① 1-3	4	1	1	0	0	0	0
Dave Winfield, R (1, 9) OBP: 0.355, SLG: 0.440		x 0-0 1B 1B 1-2 1B		B B B B 4-0 G4-6-3 BB			x 0-0 ② F8		S S S 0-3 ② K	3	1	1	0	1	1	0
Ted Kubiak, S (1, 4) OBP: 0.339, SLG: 0.314		S S S 0-3 ① K		x 0-0 ② ③ G4-6-3 1-2f			x 0-0 ③ 4-3		x 0-0 ③ F2	4	0	0	0	0	1	4
Fred Kendall, R (1, 2) OBP: 0.301, SLG: 0.300		x 0-0 1B 1-3 2-H 3-H 1B			x 0-0 ① F7			x 0-0 ① 1-3		3	0	1	2	0	0	0
Rick Sawyer, R (1, 1) OBP: 0.556, SLG: 0.500		x 0-0 G6-3 1-3 3-H 1B			x 0-0 ② 4-3			B B B B 4-0 BB BB BB		2	0	1	1	1	0	0
Inning Stats	R: 0 H: 0 E: 0 LOB: 0 K: 2 BB: 0 S: 7 P: 7	R: 3 H: 5 E: 0 LOB: 1 K: 1 BB: 0 S: 9 P: 9	R: 0 H: 0 E: 0 LOB: 0 K: 0 BB: 0 S: 3 P: 3	R: 0 H: 0 E: 0 LOB: 0 K: 0 BB: 1 S: 2 P: 6	R: 0 H: 0 E: 0 LOB: 0 K: 0 BB: 0 S: 3 P: 3	R: 0 H: 0 E: 0 LOB: 0 K: 0 BB: 0 S: 3 P: 3	R: 0 H: 0 E: 0 LOB: 0 K: 0 BB: 0 S: 3 P: 3	R: 0 H: 0 E: 0 LOB: 3 K: 0 BB: 3 S: 3 P: 15	R: 0 H: 0 E: 0 LOB: 0 K: 1 BB: 0 S: 5 P: 5	1B: 4 SF: 0 2B: 1 SAC: 0 3B: 0 DP: 2 HR: 0 HBP: 0						

TOP

San Diego Padres @ New York Mets

Shea Stadium, Flushing, NY

Thu Aug 12 1976, 3:33 AM EDT

Att. 18,806 - Unknown

livebaseballscorecards.com

AB	30
R	3
H	5
RBI	3
BB	4
SO	4
LOB	12

WP: 0 PA: 34
PB: 0
SB: 0
CS: 0

PITCHER		IP	WLS	BF	H	R	ER	SO	BB	IBB	HBP	BLK	WP	HR	S	P	ERA	WHIP
Tom Seaver, R ERA: 2.69	(1, 1)	7.1	L	29	5	3	3	3	4	0	0	0	0	0	31	47	3.68	1.227
Bob Apodaca, R ERA: 2.85	(8, 1)	1.2		5	0	0	0	1	0	0	0	0	0	0	7	7	0.00	0.000

PITCHER	IP	WLS	BF	H	R	ER	SO	BB	IBB	HBP	BLK	WP	HR	S	P	ERA	WHIP

Batter	1	2	3	4	5	6	7	8	9	AB	R	H	RBI	BB	SO	LOB
Bruce Boisclair, L (1, 7) OBP: 0.323, SLG: 0.306	L5-4 1B 1B		F7 ②		4-3 ②		G3 ③			4	0	1	0	0	0	3
Felix Millan, R (1, 4) OBP: 0.321, SLG: 0.327	0-0 CS 1-2 1B		0-0 FC6-4 ③ 1-2f		1B			0-0 P4 ①		4	0	2	0	0	0	2
Mike Vail, R (1, 9) OBP: 0.291, SLG: 0.321	0-0 L5-4 ① ② 2-3			S S S 0-3 K ①	0-0 F7 ③			S S S 0-3 K ②		4	0	0	0	0	2	3
Joe Torre, R (1, 3) OBP: 0.353, SLG: 0.411	0-0 CS ③ 1-2	0-0 E5 G4-6-3		0-0 L8 ②		0-0 G6-4-3 1B		0-0 E5		4	0	1	0	0	0	0
Ron Hodges, L (1, 2) OBP: 0.392, SLG: 0.423		0-0 G4-6-3 ① ② 1-2f		0-0 1B 2B		0-0 G6-4-3 ① ② 1-2f		0-0 L9 ③		4	0	1	0	0	0	3
Roy Staiger, R (1, 5) OBP: 0.317, SLG: 0.339		0-0 F7 ③		B B B 4-0 1B BB		0-0 P5 ③			0-0 1B	3	0	1	0	1	0	0
Bud Harrelson, S (1, 6) OBP: 0.339, SLG: 0.281			0-0 4-3 ①	0-0 FC4 1-2 2-3 1B			0-0 F7 ①		0-0 F9 ①	4	0	1	0	0	0	1
Pepe Mangual, R (1, 8) OBP: 0.367, SLG: 0.330 Jim Dwyer, L (9, PH) OBP: 0.267, SLG: 0.225			0-0 2B	0-0 FC4 ③ 1-2f			S S S 0-3 K ②		S S S 0-3 K ②	3 1	0 0	1 0	0 0	0 0	1 1	3 1
Tom Seaver, R (1, 1) OBP: 0.200, SLG: 0.088 Bob Apodaca, R (8, 1) OBP: 0.200, SLG: 0.214 John Milner, L (9, PH) OBP: 0.340, SLG: 0.440			B B B 4-0 FC6-4 BB		0-0 P4 ①		B B B 4-0 BB		0-0 F9 ③	1 0 1	0 0 0	0 0 0	0 0 0	2 0 0	0 0 0	0 0 1
Inning Stats	R: 0 E: 0 K: 0 S: 3 H: 2 LOB: 0 BB: 0 P: 3	R: 0 E: 1 K: 0 S: 3 H: 0 LOB: 0 BB: 0 P: 3	R: 0 E: 0 K: 0 S: 4 H: 1 LOB: 2 BB: 1 P: 8	R: 0 E: 0 K: 1 S: 7 H: 2 LOB: 3 BB: 1 P: 11	R: 0 E: 0 K: 0 S: 4 H: 1 LOB: 1 BB: 0 P: 4	R: 0 E: 0 K: 0 S: 3 H: 1 LOB: 0 BB: 0 P: 3	R: 0 E: 0 K: 1 S: 5 H: 0 LOB: 1 BB: 1 P: 9	R: 0 E: 1 K: 1 S: 6 H: 0 LOB: 1 BB: 0 P: 6	R: 0 E: 0 K: 1 S: 6 H: 1 LOB: 1 BB: 0 P: 6	1B: 6 2B: 3 3B: 0 HR: 0	SF: 0 SAC: 0 DP: 3 HBP: 0			WP: 0 PB: 0 SB: 0 CS: 1	PA: 37		

PITCHER	IP	WLS	BF	H	R	ER	SO	BB	IBB	HBP	BLK	WP	HR	S	P	ERA	WHIP
Rick Sawyer, R (1, 1) ERA: 0.7	9.0	W	36	8	0	0	4	3	0	0	0	0	0	41	53	0.00	1.222

PITCHER	IP	WLS	BF	H	R	ER	SO	BB	IBB	HBP	BLK	WP	HR	S	P	ERA	WHIP

BOTTOM

San Diego Padres @ New York Mets

Shea Stadium, Flushing, NY

Thu Aug 12 1976, 3:33 AM EDT

Att. 18,806 - Unknown

livebaseballscorecards.com

AB	33
R	0
H	8
RBI	0
BB	3
SO	4
LOB	17

Batter	1	2	3	4	5	6	7	8	9	AB	R	H	RBI	BB	SO	LOB
Pete Rose, S (1, 5) OBP: 0.411, SLG: 0.448	4-3		FC4 1B		4-3		1B 1B HBP		L3	4	1	1	0	0	0	1
Doug Flynn, R (9, 5) OBP: 0.312, SLG: 0.341										0	0	0	0	0	0	0
Ken Griffey, L (1, 9) OBP: 0.404, SLG: 0.463	3-1		FC4 1-2f			F9 E HR 1B	1-3 1B 1B		1B	5	2	3	0	0	0	1
Joe Morgan, L (1, 4) OBP: 0.454, SLG: 0.611	B B B B 4-0 CS BB			F8		F9 1-3	4-0 1B IBB		F8	3	0	0	0	2	0	2
George Foster, R (1, 7) OBP: 0.391, SLG: 0.583	CS 1-2	6-3		2B 1B		HR 3-H	1-2 2-H 3-H 1B		F9	5	1	3	4	0	0	1
Johnny Bench, R (1, 2) OBP: 0.361, SLG: 0.427		5-3		F8		L8	F5			4	0	0	0	0	0	3
Tony Perez, R (1, 3) OBP: 0.331, SLG: 0.454		L7		1-H 2B		HR 3B	F7			4	1	2	0	0	0	2
Dave Concepcion, R (1, 6) OBP: 0.347, SLG: 0.430			HR		6-3 2B	3-H HR		L3 1B		4	2	4	3	0	0	0
Cesar Geronimo, L (1, 8) OBP: 0.389, SLG: 0.433			S S S 0-3 K		F7	F7		L3 1-2		4	0	0	0	0	1	2
Jack Billingham, R (1, 1) OBP: 0.280, SLG: 0.298			3-1		6-3 2-3		6-3	F6		4	0	0	0	0	0	1
Will McEnaney, L (8, 1)										0	0	0	0	0	0	0
Rawly Eastwick, R (9, 1)										0	0	0	0	0	0	0
Inning Stats	R: 0 E: 0 K: 0 S: 2 H: 0 LOB: 0 BB: 1 P: 6	R: 0 E: 0 K: 0 S: 3 H: 0 LOB: 0 BB: 0 P: 3	R: 1 E: 0 K: 1 S: 7 H: 2 LOB: 1 BB: 0 P: 7	R: 0 E: 0 K: 0 S: 4 H: 2 LOB: 2 BB: 0 P: 4	R: 0 E: 0 K: 0 S: 4 H: 1 LOB: 1 BB: 0 P: 4	R: 4 E: 1 K: 0 S: 7 H: 4 LOB: 0 BB: 0 P: 7	R: 2 E: 0 K: 0 S: 5 H: 2 LOB: 2 BB: 1 P: 10	R: 0 E: 0 K: 0 S: 3 H: 1 LOB: 0 BB: 0 P: 3	R: 0 E: 0 K: 0 S: 4 H: 1 LOB: 1 BB: 0 P: 4	1B: 7 2B: 3 3B: 1 HR: 3	SF: 0 SAC: 0 DP: 1 HBP: 1						

TOP

Cincinnati Reds @ New York Mets

Shea Stadium, Flushing, NY

Fri Aug 13 1976, 7:05 PM EDT

Att. 32,970 - Unknown

livebaseballscorecards.com

AB	37
R	7
H	13
RBI	7
BB	2
SO	1
LOB	13

WP: 0 PB: 0 SB: 0 CS: 1 PA: 41

PITCHER		IP	WLS	BF	H	R	ER	SO	BB	IBB	HBP	BLK	WP	HR	S	P	ERA	WHIP
Mickey Lolich, L ERA: 3.07	(1, 1)	6.0	L	26	9	5	5	1	1	0	0	0	0	3	27	31	7.50	1.667
Ken Sanders, R ERA: 2.63	(7, 1)	2.0		10	3	2	2	0	0	1	1	0	0	0	8	13	9.00	1.500
Bob Myrick, L ERA: 3.66	(9, 1)	1.0		4	1	0	0	0	0	0	0	0	0	0	4	4	0.00	1.000

PITCHER	IP	WLS	BF	H	R	ER	SO	BB	IBB	HBP	BLK	WP	HR	S	P	ERA	WHIP

Batter	1	2	3	4	5	6	7	8	9	AB	R	H	RBI	BB	SO	LOB
Bruce Boisclair, L (1, 8) OBP: 0.326, SLG: 0.311 Jerry Grote, R (8, PH) OBP: 0.341, SLG: 0.325 Bob Myrick, R (9, 1)	E4 F8 HBP		HBP 5-3 1B		FC6 BB E 1B		3-1 ①	F9 ③		4 1 0	1 0 0	2 0 0	0 0 0	0 0 0	0 0 0	0 2 0
Felix Millan, R (1, 4) OBP: 0.322, SLG: 0.325	1-0 G4-3 1-2 HBP		0-0 ② 5-3 1-2		0-0 ① L7		4-0 3-1 BB		0-0 ① F4	3	0	0	0	1	0	2
John Milner, L (1, 7) OBP: 0.343, SLG: 0.439	0-0 ① F8 2-3		4-0 FC5 HBP BB		4-0 E 1-2 SF8 BB		0-0 ② 3-1 1-2		0-0 1B 1B	3	1	1	0	2	0	3
Joe Torre, R (1, 3) OBP: 0.354, SLG: 0.408	0-0 ②③ G4-3 1-2f		1-0 1-2 2-3 HBP		0-0 FC6 SF8 1-3 2-H		0-3 ③ K		0-0 G4-6-3 1-2 1B	4	0	1	0	0	1	4
Mike Vail, R (1, 9) OBP: 0.297, SLG: 0.341		0-0 FC6-4 1B	0-0 ③ FC5 2-3f		0-0 ② SF8 1-2 3-H			0-0 1B 1B 2B	0-0 ②③ G4-6-3 1-2f	4	1	2	1	0	0	5
Ron Hodges, L (1, 2) OBP: 0.388, SLG: 0.417		0-0 ① F8	0-3 ① K		0-0 ③ 4-3			0-0 1B 2-3 1B		4	0	1	0	0	1	2
Roy Staiger, R (1, 5) OBP: 0.316, SLG: 0.337		0-0 ② FC6-4 1-2f	0-0 ② 5-3		0-3 ① K			0-0 1-2 3-H 1B		4	0	1	1	0	1	1
Mike Phillips, L (1, 6) OBP: 0.329, SLG: 0.373 Leo Foster, R (8, PH) OBP: 0.316, SLG: 0.353 (9, 6)		0-0 ③ G3	0-0 1B		0-0 ② 4-3			0-0 ① L8		3 1	0 0	1 0	0 0	0 0	0 0	1 2
Mickey Lolich, S (1, 1) OBP: 0.229, SLG: 0.140 Jim Dwyer, L (6, PH) OBP: 0.265, SLG: 0.223 Ken Sanders, R (7, 1) Pepe Mangual, R (8, PH) OBP: 0.366, SLG: 0.329 (9, 8)			0-3 ① K	0-3 ③ K	0-0 ③ 4-3			0-3 ② K		2 1 0 1	0 0 0 0	0 0 0 0	0 0 0 0	0 0 0 0	2 0 0 1	1 0 0 2
Inning Stats	R: 0 H: 0 E: 1 LOB: 1 K: 0 BB: 0 S: 3 P: 4	R: 0 H: 1 E: 0 LOB: 1 K: 0 BB: 0 S: 4 P: 4	R: 0 H: 1 E: 0 LOB: 3 K: 1 BB: 1 S: 6 P: 11	R: 0 H: 1 E: 0 LOB: 1 K: 2 BB: 0 S: 8 P: 8	R: 2 H: 1 E: 1 LOB: 1 K: 0 BB: 1 S: 5 P: 9	R: 0 H: 0 E: 0 LOB: 0 K: 1 BB: 0 S: 5 P: 5	R: 0 H: 0 E: 0 LOB: 1 K: 1 BB: 1 S: 5 P: 9	R: 1 H: 3 E: 0 LOB: 2 K: 1 BB: 0 S: 8 P: 8	R: 0 H: 2 E: 0 LOB: 1 K: 0 BB: 0 S: 4 P: 4	1B: 8 2B: 1 3B: 0 HR: 0	SF: 1 SAC: 0 DP: 2 HBP: 2			WP: 0 PB: 0 SB: 0 CS: 0	PA: 41		

PITCHER		IP	WLS	BF	H	R	ER	SO	BB	IBB	HBP	BLK	WP	HR	S	P	ERA	WHIP
Jack Billingham, R ERA: 4.47	(1, 1)	7.0	W	34	7	3	1	5	3	0	2	0	0	0	39	53	1.29	1.429
Will McEnaney, L ERA: 3.63	(8, 1)	1.1		6	2	0	0	1	0	0	0	0	0	0	8	8	0.00	1.500
Rawly Eastwick, R ERA: 2.21	(9, 1)	0.2	S	1	0	0	0	0	0	0	0	0	0	0	1	1	0.00	0.000

PITCHER	IP	WLS	BF	H	R	ER	SO	BB	IBB	HBP	BLK	WP	HR	S	P	ERA	WHIP

BOTTOM

Cincinnati Reds @ New York Mets

Shea Stadium, Flushing, NY

Fri Aug 13 1976, 7:05 PM EDT

Att. 32,970 - Unknown

livebaseballscorecards.com

AB	35
R	3
H	9
RBI	2
BB	3
SO	6
LOB	25

Batter	1	2	3	4	5	6	7	8	9	AB	R	H	RBI	BB	SO	LOB
Pete Rose, S (1, 5) OBP: 0.408, SLG: 0.444	P6		F8		6-3		F8			4	0	0	0	0	0	2
Ken Griffey, L (1, 9) OBP: 0.403, SLG: 0.461	G3		1B			F7		1-3		4	0	1	0	0	0	0
Joe Morgan, L (1, 4) OBP: 0.454, SLG: 0.610	1B		K			1B		F8		4	0	2	0	0	1	1
George Foster, R (1, 7) OBP: 0.387, SLG: 0.577	K			F3		L6		P6		4	0	0	0	0	1	2
Dan Driessen, L (1, 3) OBP: 0.375, SLG: 0.406		K		4-3		K			1-3	4	0	0	0	0	2	1
Cesar Geronimo, L (1, 8) OBP: 0.390, SLG: 0.442		4-3		2B			SF8		K	4	1	2	0	0	1	0
Dave Concepcion, R (1, 6) OBP: 0.346, SLG: 0.432		2B		P4			SF8		F3	3	0	1	1	0	0	1
Bill Plummer, R (1, 2) OBP: 0.333, SLG: 0.451		K			F8		S 1B			3	0	1	0	0	1	1
Ed Armbrister, R (7, PR) OBP: 0.377, SLG: 0.519										0	0	0	0	0	0	0
Johnny Bench, R (7, 2) OBP: 0.361, SLG: 0.427										0	0	0	0	0	0	0
Pat Zachry, R (1, 1) OBP: 0.213, SLG: 0.159			6-3		4-3		K 1-2			2	0	0	0	0	0	0
Pedro Borbon, R (6, 1) OBP: 0.308, SLG: 0.308										0	0	0	0	0	0	0
Mike Lum, L (7, PH) OBP: 0.347, SLG: 0.379										1	0	0	0	0	1	1
Manny Sarmiento, R (7, 1)										0	0	0	0	0	0	0
Inning Stats	R: 0 E: 0 K: 1 S: 6 H: 1 LOB: 1 BB: 0 P: 6	R: 0 E: 0 K: 2 S: 8 H: 1 LOB: 1 BB: 0 P: 8	R: 0 E: 0 K: 1 S: 6 H: 1 LOB: 1 BB: 0 P: 6	R: 0 E: 0 K: 0 S: 4 H: 1 LOB: 1 BB: 0 P: 4	R: 0 E: 0 K: 0 S: 3 H: 0 LOB: 0 BB: 0 P: 3	R: 0 E: 0 K: 1 S: 6 H: 1 LOB: 1 BB: 0 P: 6	R: 1 E: 0 K: 1 S: 7 H: 2 LOB: 2 BB: 0 P: 7	R: 0 E: 0 K: 0 S: 3 H: 0 LOB: 0 BB: 0 P: 3	R: 0 E: 0 K: 1 S: 5 H: 0 LOB: 0 BB: 0 P: 5	1B: 4 2B: 2 3B: 1 HR: 0 SF: 1 SAC: 0 DP: 0 HBP: 0						

PITCHER		IP	WLS	BF	H	R	ER	SO	BB	IBB	HBP	BLK	WP	HR	S	P	ERA	WHIP
Nino Espinosa, R ERA: 1.59	(1, 1)	6.1	W	26	7	1	1	5	0	0	0	0	0	0	36	36	1.42	1.105
Skip Lockwood, R ERA: 2.67	(7, 1)	2.2	S	8	0	0	0	2	0	0	0	0	0	0	12	12	0.00	0.000

PITCHER	IP	WLS	BF	H	R	ER	SO	BB	IBB	HBP	BLK	WP	HR	S	P	ERA	WHIP

Cincinnati Reds @ New York Mets

Shea Stadium, Flushing, NY

Sat Aug 14 1976, 3:33 AM EDT

Att. 27,029 - Unknown

TOP

livebaseballscorecards.com

AB	33
R	1
H	7
RBI	1
BB	0
SO	7
LOB	9

Batter	1	2	3	4	5	6	7	8	9	AB	R	H	RBI	BB	SO	LOB
Bruce Boisclair, L (1, 8) (8, 7) OBP: 0.330, SLG: 0.311	BBBB 4-0 BB SF8 BB	x 0-0 FC5-4 1B		x 0-0 ③ G3			SSS 0-3 ① K			3	1	1	0	1	1	1
Felix Millan, R (1, 4) OBP: 0.324, SLG: 0.325	BBBB 4-0 SF8 BB 1B 1-2 BB	x 0-0 ② FC5-4 1-2f			x 0-0 9-3 1B		x 0-0 ② F8			3	1	1	0	1	0	1
John Milner, L (1, 7) OBP: 0.345, SLG: 0.438 Leon Brown, R (7, PR) OBP: 0.268, SLG: 0.296 (8, 8)	BBBB 4-0 1B 1-2 2-3 BB	x 0-0 ③ F2			x 0-0 ①② 9-3 1-2f		x 0-0 1B			3 0	0 0	1 0	0 0	1 0	0 0	2 0
Mike Vail, R (1, 9) OBP: 0.284, SLG: 0.326	x 0-0 ① F2		x 0-0 ① F8		x 0-0 E6 BB		x 0-0 ③ F3			4	0	0	0	0	0	4
Joe Torre, R (1, 3) OBP: 0.352, SLG: 0.405	x 0-0 ② SF8 2-3 3-H		x 0-0 ② 1-3		BBBB 4-0 1-2 BB			x 0-0 ① 5-3		2	0	0	1	1	0	0
Roy Staiger, R (1, 5) OBP: 0.314, SLG: 0.335	x 0-0 BB 1-3 3-H 1B		x 0-0 ③ F3		x 0-0 ③ F9			x 0-0 ② F8		4	0	1	1	0	0	2
Jerry Grote, R (1, 2) OBP: 0.341, SLG: 0.323 Ron Hodges, L (8, PH) OBP: 0.392, SLG: 0.417 (9, 2)	BBBB 4-0 1-2 BB			x 0-0 ① F9		x 0-0 ① P2		BBBB 4-0 BB		2 0	0 0	0 0	0 0	1 1	0 0	0 0
Bud Harrelson, S (1, 6) OBP: 0.338, SLG: 0.281	x 0-0 ③ G3			x 0-0 1B		SSS 0-3 ② K		x 0-0 ③ P4		4	0	1	0	0	1	4
Nino Espinosa, R (1, 1) Skip Lockwood, R (7, 1) OBP: 0.429, SLG: 0.462		SSS 0-3 ① K		SSS 0-3 ② K		SSS 0-3 ③ K				3 0	0 0	0 0	0 0	0 0	3 0	1 0
Inning Stats	R: 2 H: 1 E: 0 LOB: 3 K: 0 BB: 4 S: 4 P: 20	R: 0 H: 1 E: 0 LOB: 1 K: 1 BB: 0 S: 6 P: 6	R: 0 H: 0 E: 0 LOB: 0 K: 0 BB: 0 S: 3 P: 3	R: 0 H: 1 E: 0 LOB: 1 K: 1 BB: 0 S: 6 P: 6	R: 0 H: 1 E: 1 LOB: 2 K: 0 BB: 1 S: 4 P: 8	R: 0 H: 0 E: 0 LOB: 0 K: 2 BB: 0 S: 7 P: 7	R: 0 H: 1 E: 0 LOB: 1 K: 1 BB: 0 S: 6 P: 6	R: 0 H: 0 E: 0 LOB: 1 K: 0 BB: 1 S: 3 P: 7		1B: 5 SF: 1 2B: 1 SAC: 0 3B: 0 DP: 1 HR: 0 HBP: 0						

PITCHER		IP	WLS	BF	H	R	ER	SO	BB	IBB	HBP	BLK	WP	HR	S	P	ERA	WHIP
Pat Zachry, R ERA: 2.66	(1, 1)	5.0	L	24	4	2	2	2	5	0	0	0	0	0	23	43	3.60	1.800
Pedro Borbon, R ERA: 3.15	(6, 1)	1.0		3	0	0	0	2	0	0	0	0	0	0	7	7	0.00	0.000
Manny Sarmiento, R ERA: 0.82	(7, 1)	2.0		8	1	0	0	1	1	0	0	0	0	0	9	13	0.00	1.000

PITCHER	IP	WLS	BF	H	R	ER	SO	BB	IBB	HBP	BLK	WP	HR	S	P	ERA	WHIP

BOTTOM

Cincinnati Reds @ New York Mets

Shea Stadium, Flushing, NY

Sat Aug 14 1976, 3:33 AM EDT

Att. 27,029 - Unknown

livebaseballscorecards.com

AB	28
R	2
H	5
RBI	2
BB	6
SO	5
LOB	15

Cincinnati Reds @ New York Mets

Shea Stadium, Flushing, NY

Sun Aug 15 1976, 3:33 AM EDT

Att. 30,327 - Unknown

TOP

livebaseballscorecards.com

Batter	1	2	3	4	5	6	7	8	9	AB	R	H	RBI	BB	SO	LOB
Ed Armbrister, R (1, 9) OBP: 0.368, SLG: 0.518	K			5-3 2B		K			K	4	0	1	0	0	3	1
Dave Concepcion, R (1, 6) OBP: 0.343, SLG: 0.428	K			5-3 2-3f			K		L5	4	0	0	0	0	2	1
Johnny Bench, R (1, 2) OBP: 0.357, SLG: 0.422	F8			K			B1-3		F8	4	0	0	0	0	1	0
George Foster, R (1, 7) OBP: 0.389, SLG: 0.578		G5-4-3 1B			K		1B			3	0	2	0	0	1	0
Tony Perez, R (1, 3) OBP: 0.329, SLG: 0.450		F9			F7		4-3			3	0	0	0	0	0	2
Bob Bailey, R (1, 5) OBP: 0.345, SLG: 0.535		G5-4-3 1-2f			K			P6		3	0	0	0	0	1	1
Doug Flynn, R (1, 4) OBP: 0.317, SLG: 0.346			F4-3			5-3 1B		1B		3	0	2	0	0	0	0
Cesar Geronimo, L (1, 8) OBP: 0.387, SLG: 0.438			F7			5-3 1-2		K		3	0	0	0	0	1	2
Gary Nolan, R (1, 1) OBP: 0.127, SLG: 0.098			K			K		L9		2	0	0	0	0	2	1
Pete Rose, S (8, PH) OBP: 0.407, SLG: 0.444										1	0	0	0	0	0	1
Rawly Eastwick, R (8, 1)										0	0	0	0	0	0	0

	AB	30
	R	0
	H	5
	RBI	0
	BB	0
	SO	11
	LOB	9

Inning Stats	1	2	3	4	5	6	7	8	9
	R: 0 E: 0 K: 2 S: 7	H: 0 LOB: 0 BB: 0 P: 7	R: 0 E: 0 K: 0 S: 3	H: 1 LOB: 0 BB: 0 P: 3	R: 0 E: 0 K: 1 S: 5	H: 0 LOB: 0 BB: 0 P: 5	R: 0 E: 0 K: 1 S: 5	H: 1 LOB: 0 BB: 0 P: 5	R: 0 E: 0 K: 2 S: 7	H: 0 LOB: 0 BB: 0 P: 7
	R: 0 E: 0 K: 2 S: 8	H: 1 LOB: 1 BB: 0 P: 8	R: 0 E: 0 K: 1 S: 6	H: 1 LOB: 1 BB: 0 P: 6	R: 0 E: 0 K: 1 S: 6	H: 1 LOB: 1 BB: 0 P: 6	R: 0 E: 0 K: 1 S: 5	H: 0 LOB: 0 BB: 0 P: 5		

	1B: 4	SF: 0
	2B: 2	SAC: 0
	3B: 0	DP: 2
	HR: 0	HBP: 0

	WP: 0	PA: 30
	PB: 0	
	SB: 0	
	CS: 0	

PITCHER	IP	WLS	BF	H	R	ER	SO	BB	IBB	HBP	BLK	WP	HR	S	P	ERA	WHIP
Jerry Koosman, L (1, 1) ERA: 3.02	9.0	W	30	5	0	0	11	0	0	0	0	0	0	52	52	0.00	0.556

PITCHER	IP	WLS	BF	H	R	ER	SO	BB	IBB	HBP	BLK	WP	HR	S	P	ERA	WHIP

Batter	1	2	3	4	5	6	7	8	9	AB	R	H	RBI	BB	SO	LOB
Bruce Boisclair, L (1, 8) (9, 7) OBP: 0.328, SLG: 0.310	K		K		1B		FC1-6			4	0	1	1	0	2	1
Felix Millan, R (1, 4) OBP: 0.326, SLG: 0.327	2B		F8		1-2		K			4	0	2	0	0	1	1
John Milner, L (1, 7) OBP: 0.347, SLG: 0.442 Leon Brown, R (9, 8) OBP: 0.268, SLG: 0.296	1-3				F9			P5		4 0	0 0	2 0	0 0	0 0	0 0	2 0
Mike Vail, R (1, 9) OBP: 0.273, SLG: 0.312	K			F9		F8		F9		4	0	0	0	0	1	3
Joe Torre, R (1, 3) OBP: 0.354, SLG: 0.406	K			F8		1B		1B		4	0	2	0	0	1	3
Ron Hodges, L (1, 2) OBP: 0.382, SLG: 0.405		F7		K		F8		1-3		4	0	0	0	0	1	3
Roy Staiger, R (1, 5) OBP: 0.315, SLG: 0.335		F9			FC6-4	F8				3	0	1	0	0	0	1
Bud Harrelson, S (1, 6) OBP: 0.334, SLG: 0.277		1-3			FC6-4 SH3		F9			3	1	0	0	0	0	1
Jerry Koosman, R (1, 1) OBP: 0.309, SLG: 0.321			K		SH3		FC1-6			2	0	1	0	0	1	0
Inning Stats	R: 0 E: 0 K: 3 S: 11 H: 2 LOB: 2 BB: 0 P: 11	R: 0 E: 0 K: 0 S: 3 H: 0 LOB: 0 BB: 0 P: 3	R: 0 E: 0 K: 2 S: 7 H: 0 LOB: 0 BB: 0 P: 7	R: 0 E: 0 K: 1 S: 6 H: 1 LOB: 1 BB: 0 P: 6	R: 1 E: 0 K: 0 S: 6 H: 3 LOB: 2 BB: 0 P: 6	R: 0 E: 0 K: 0 S: 4 H: 1 LOB: 1 BB: 0 P: 4	R: 0 E: 0 K: 1 S: 6 H: 1 LOB: 1 BB: 0 P: 6	R: 0 E: 0 K: 0 S: 4 H: 1 LOB: 1 BB: 0 P: 4		1B: 8 2B: 1 3B: 0 HR: 0	SF: 0 SAC: 1 DP: 0 HBP: 0					

PITCHER	IP	WLS	BF	H	R	ER	SO	BB	IBB	HBP	BLK	WP	HR	S	P	ERA	WHIP
Gary Nolan, R (1, 1) ERA: 3.43	7.0	L	29	8	1	1	7	0	0	0	0	0	0	43	43	1.29	1.143
Rawly Eastwick, R (8, 1) ERA: 2.18	1.0		4	1	0	0	0	0	0	0	0	0	0	4	4	0.00	1.000

PITCHER	IP	WLS	BF	H	R	ER	SO	BB	IBB	HBP	BLK	WP	HR	S	P	ERA	WHIP

BOTTOM

Cincinnati Reds @ New York Mets

Shea Stadium, Flushing, NY

Sun Aug 15 1976, 3:33 AM EDT

Att. 30,327 - Unknown

livebaseballscorecards.com

AB	32
R	1
H	9
RBI	1
BB	0
SO	7
LOB	15

WP: 0 PB: 0 SB: 0 CS: 0 PA: 33

Batter	1	2	3	4	5	6	7	8	9	AB	R	H	RBI	BB	SO	LOB
Bruce Boisclair, L (1, 8) OBP: 0.337, SLG: 0.321	B B B B 4-0 HR 1B BB	x 0-0 2B			S S S 0-3 ② K			x 0-0 1B 1B		3	1	2	0	1	1	0
Felix Millan, R (1, 4) OBP: 0.327, SLG: 0.328	x 0-0 1-2 HR 1B	x 0-0 ③ 5-3			x 0-0 ③ 5-3			x 0-0 1-2 G4-6-3 1B		4	1	2	0	0	0	1
John Milner, L (1, 7) (6, 3) OBP: 0.346, SLG: 0.448	x 0-0 1-H 2-H HR		x 0-0 ① G3			x 0-0 ① P4		x 0-0 ② ③ 1-2f G4-6-3		4	1	1	3	0	0	2
Joe Torre, R (1, 3) OBP: 0.354, SLG: 0.406 Pepe Mangual, R (6, 7) OBP: 0.365, SLG: 0.328	x 0-0 FC5-4 1B		x 0-0 ② F8			x 0-0 ② F9			x 0-0 ① P3	3 1	0 0	1 0	0 0	0 0	0 0	0 0
Mike Vail, R (1, 9) OBP: 0.272, SLG: 0.309	x 0-0 ① F7		x 0-0 ③ F8			x 0-0 ③ 6-3			x 0-0 G6-4-3 1B	4	0	1	0	0	0	1
Roy Staiger, R (1, 5) OBP: 0.308, SLG: 0.328	x 0-0 ② F8			x 0-0 ① 5-3			x 0-0 ① 6-3		x 0-0 ② ③ 1-2f G6-4-3	4	0	0	0	0	0	2
Ron Hodges, L (1, 2) OBP: 0.375, SLG: 0.396	x 0-0 ③ 1-2f FC5-4			x 0-0 ② 4-3			x 0-0 ② F7			3	0	0	0	0	0	1
Bud Harrelson, S (1, 6) OBP: 0.331, SLG: 0.274		x 0-0 ① 6-3		x 0-0 ③ 6-3			x 0-0 ③ F7			3	0	0	0	0	0	0
Jon Matlack, L (1, 1) OBP: 0.254, SLG: 0.200 Mike Phillips, L (8, PH) OBP: 0.328, SLG: 0.371 Skip Lockwood, R (8, 1) OBP: 0.429, SLG: 0.462		S S S 0-3 ② K			x 0-0 ① F8			x 0-0 ① 4-3		2 1 0	0 0 0	0 0 0	0 0 0	0 0 0	1 0 0	0 0 0
Inning Stats	R: 3 H: 3 E: 0 LOB: 1 K: 0 BB: 1 S: 6 P: 10	R: 0 H: 1 E: 0 LOB: 1 K: 1 BB: 0 S: 6 P: 6	R: 0 H: 0 E: 0 LOB: 0 K: 0 BB: 0 S: 3 P: 3	R: 0 H: 0 E: 0 LOB: 0 K: 0 BB: 0 S: 3 P: 3	R: 0 H: 0 E: 0 LOB: 0 K: 1 BB: 0 S: 5 P: 5	R: 0 H: 0 E: 0 LOB: 0 K: 0 BB: 0 S: 3 P: 3	R: 0 H: 0 E: 0 LOB: 0 K: 0 BB: 0 S: 3 P: 3	R: 0 H: 2 E: 0 LOB: 1 K: 0 BB: 0 S: 4 P: 4	R: 0 H: 1 E: 0 LOB: 0 K: 0 BB: 0 S: 3 P: 3	1B: 5 2B: 1 3B: 0 HR: 1	SF: 0 SAC: 0 DP: 2 HBP: 0						

PITCHER	IP	WLS	BF	H	R	ER	SO	BB	IBB	HBP	BLK	WP	HR	S	P	ERA	WHIP
Rick Rhoden, R (1, 1) ERA: 2.87	9.0	W	33	7	3	3	2	1	0	0	0	0	1	36	40	3.00	0.889

PITCHER	IP	WLS	BF	H	R	ER	SO	BB	IBB	HBP	BLK	WP	HR	S	P	ERA	WHIP

New York Mets @ Los Angeles Dodgers

Dodger Stadium, Los Angeles, CA

Tue Aug 17 1976, 7:05 PM PDT

Att. 24,416 - Unknown

livebaseballscorecards.com

TOP

AB	32
R	3
H	7
RBI	3
BB	1
SO	2
LOB	7

Batter	1	2	3	4	5	6	7	8	9	AB	R	H	RBI	BB	SO	LOB
Bill Buckner, L (1, 7) OBP: 0.322, SLG: 0.382	4-3 ①		6-3 ②	6-3 ③		4-3 ③				4	0	0	0	0	0	2
Ted Sizemore, R (1, 4) OBP: 0.291, SLG: 0.290	5-3 ②		F8 ③		F2 ①		P6 ①			4	0	0	0	0	0	0
Steve Garvey, R (1, 3) OBP: 0.348, SLG: 0.409	1B			BB 1B 1B	P4 ②		F2 ②			4	1	2	0	0	0	0
Ron Cey, R (1, 5) OBP: 0.389, SLG: 0.484	F9 ③			BBBB 1-2 1B 1B BB	1B 1B		P4 ③			3	1	1	0	1	0	1
Bill Russell, R (1, 6) OBP: 0.332, SLG: 0.387		P4 ①		PB 1B 1-2 2-H SF8 1B	1-2 1B			SSS 0-3 ① K		4	1	2	1	0	1	0
Lee Lacy, R (1, 8) OBP: 0.323, SLG: 0.366		P4 ②		SF8 PB 1-2 2-H 2B 1B	5-3 ③			SSS 0-3 ② K		4	1	1	1	0	1	2
Dusty Baker Jr., R (1, 9) OBP: 0.301, SLG: 0.308		1B		5-3 ① 1-2 2-3		6-3 ①		BBBB 4-0 BB		3	0	1	0	1	0	2
Ellie Rodriguez, R (1, 2) OBP: 0.349, SLG: 0.220		P4 ③		SF8 ② 2-3 3-H		BBBB 4-0 BB		F8 ③		2	0	0	1	1	0	2
Rick Rhoden, R (1, 1) OBP: 0.316, SLG: 0.411			5-3 ①	3-H 2B		SSS 0-3 ② K				3	0	1	1	0	1	1
Inning Stats	R: 0 E: 0 K: 0 S: 4 H: 1 LOB: 1 BB: 0 P: 4	R: 0 E: 0 K: 0 S: 4 H: 1 LOB: 1 BB: 0 P: 4	R: 0 E: 0 K: 0 S: 3 H: 0 LOB: 0 BB: 0 P: 3	R: 4 E: 0 K: 0 S: 7 H: 4 LOB: 1 BB: 1 P: 11	R: 0 E: 0 K: 0 S: 5 H: 2 LOB: 2 BB: 0 P: 5	R: 0 E: 0 K: 1 S: 5 H: 0 LOB: 1 BB: 1 P: 9	R: 0 E: 0 K: 0 S: 3 H: 0 LOB: 0 BB: 0 P: 3	R: 0 E: 0 K: 2 S: 7 H: 0 LOB: 1 BB: 1 P: 11		1B: 7 2B: 1 3B: 0 HR: 0	SF: 1 SAC: 0 DP: 0 HBP: 0			WP: 0 PB: 1 SB: 0 CS: 0	PA: 35	

PITCHER		IP	WLS	BF	H	R	ER	SO	BB	IBB	HBP	BLK	WP	HR	S	P	ERA	WHIP
Jon Matlack, L ERA: 2.84	(1, 1)	7.0	L	31	8	4	4	1	2	0	0	0	0	0	31	39	5.14	1.429
Skip Lockwood, R ERA: 2.64	(8, 1)	1.0		4	0	0	0	2	1	0	0	0	0	0	7	11	0.00	1.000

PITCHER	IP	WLS	BF	H	R	ER	SO	BB	IBB	HBP	BLK	WP	HR	S	P	ERA	WHIP

BOTTOM

New York Mets @ Los Angeles Dodgers

Dodger Stadium, Los Angeles, CA

Tue Aug 17 1976, 7:05 PM PDT

Att. 24,416 - Unknown

livebaseballscorecards.com

AB	31
R	4
H	8
RBI	4
BB	3
SO	3
LOB	10

Batter	1	2	3	4	5	6	7	8	9	AB	R	H	RBI	BB	SO	LOB
Leon Brown, R (1, 8) OBP: 0.250, SLG: 0.276	1-3		4-3 2-3		FC2-6 G6-4-3 1-2f		1-4-3			4	0	0	0	0	0	3
Felix Millan, R (1, 4) OBP: 0.326, SLG: 0.328	4-3		4-3		G6-4-3 1-2f			2B FC5-2 1B		4	0	1	0	0	0	2
John Milner, L (1, 7) OBP: 0.350, SLG: 0.452	BB			G3		G5-4-3 BB		FC5-2 1-3 2B		2	0	1	0	2	0	0
Mike Vail, R (1, 9) OBP: 0.262, SLG: 0.297	2-3			5-3		G5-4-3 1-2f		FC5-2 2-3 3-H		4	0	0	0	0	0	4
Joe Torre, R (1, 3) OBP: 0.353, SLG: 0.403		6-3		BB 1B 1B		K		F2		4	1	1	0	0	1	2
Roy Staiger, R (1, 5) OBP: 0.312, SLG: 0.333		P3		BB 1-2			2B 2B	L6		3	1	1	0	1	0	2
Jerry Grote, R (1, 2) OBP: 0.343, SLG: 0.329		4-3		FC6-4 1-2 2-H 1B			FC2-5-6-5 2-H 2B		F8	4	0	2	2	0	0	0
Leo Foster, R (1, 6) OBP: 0.304, SLG: 0.333			4-3 SH2-4 1B	FC6-4 1-2f			FC2-5-6-5 2-3		F9	4	0	1	0	0	0	3
Tom Seaver, R (1, 1) OBP: 0.206, SLG: 0.100			SH2-4 1-2		FC2-6 1B		K		F7	3	0	1	0	0	1	1
Inning Stats	R: 0 E: 0 K: 0 S: 3 H: 0 LOB: 1 BB: 1 P: 7	R: 0 E: 0 K: 0 S: 3 H: 0 LOB: 0 BB: 0 P: 3	R: 0 E: 0 K: 0 S: 4 H: 1 LOB: 1 BB: 0 P: 4	R: 1 E: 0 K: 0 S: 5 H: 2 LOB: 2 BB: 1 P: 9	R: 0 E: 0 K: 0 S: 3 H: 1 LOB: 0 BB: 0 P: 3	R: 0 E: 0 K: 1 S: 4 H: 0 LOB: 0 BB: 1 P: 8	R: 1 E: 0 K: 1 S: 7 H: 2 LOB: 1 BB: 0 P: 7	R: 0 E: 0 K: 0 S: 5 H: 2 LOB: 2 BB: 0 P: 5	R: 0 E: 0 K: 0 S: 3 H: 0 LOB: 0 BB: 0 P: 3	1B: 5 2B: 3 3B: 0 HR: 0 SF: 0 SAC: 1 DP: 2 HBP: 0	WP: 0 PB: 0 SB: 0 CS: 0 PA: 36					

PITCHER	IP	WLS	BF	H	R	ER	SO	BB	IBB	HBP	BLK	WP	HR	S	P	ERA	WHIP
Tommy John, L (1, 1) ERA: 3.2	7.0		28	6	2	2	2	3	0	0	0	0	0	29	41	2.57	1.286
Charlie Hough, R (8, 1) ERA: 2.34	2.0	W	8	2	0	0	0	0	0	0	0	0	0	8	8	0.00	1.000

PITCHER	IP	WLS	BF	H	R	ER	SO	BB	IBB	HBP	BLK	WP	HR	S	P	ERA	WHIP

TOP

New York Mets @ Los Angeles Dodgers

Dodger Stadium, Los Angeles, CA

Wed Aug 18 1976, 7:05 PM PDT

Att. 25,578 - Unknown

livebaseballscorecards.com

AB	32
R	2
H	8
RBI	2
BB	3
SO	2
LOB	17

New York Mets @ Los Angeles Dodgers

Dodger Stadium, Los Angeles, CA

Wed Aug 18 1976, 7:05 PM PDT

Att. 25,578 - Unknown

livebaseballscorecards.com

BOTTOM

Batter	1	2	3	4	5	6	7	8	9	AB	R	H	RBI	BB	SO	LOB
Jim Lyttle, L (1, 8) OBP: 0.333, SLG: 0.404	3-1		WP 1B			P6	4-3			4	0	1	0	0	0	3
Ted Sizemore, R (1, 4) OBP: 0.286, SLG: 0.285	5-3		K 1-2			P4		P3		4	0	0	0	0	1	2
Bill Buckner, L (1, 7) OBP: 0.323, SLG: 0.382	1B			F5		BB 1-2		F7		3	1	1	0	1	0	0
Steve Garvey, R (1, 3) OBP: 0.347, SLG: 0.410	4-3			F2		2B 1-H 2-H		6-3		4	0	1	2	0	0	1
Ron Cey, R (1, 5) OBP: 0.388, SLG: 0.482		5-3		K		F8			1B	4	0	1	0	0	1	1
Leron Lee, L (1, 9) OBP: 0.158, SLG: 0.263		F8			K		F8		K	4	0	0	0	0	2	0
Bill Russell, R (1, 6) OBP: 0.331, SLG: 0.385		6-3			6-3		4-3		S 2B 1B	4	1	1	0	0	0	0
Ellie Rodriguez, R (1, 2) OBP: 0.358, SLG: 0.212			L5		K		1B BB		2B 1-2 IBB	2	0	0	0	2	1	0
Tommy John, R (1, 1) OBP: 0.143, SLG: 0.128			4-3			E4 BB 2B	1-2 1B		1-3 2-H 2B	2	1	0	0	0	0	0
Ed Goodson, L (7, PH) OBP: 0.237, SLG: 0.271										1	0	1	0	0	0	0
Charlie Hough, R (8, 1) OBP: 0.235, SLG: 0.294										0	0	0	0	0	0	0
Manny Mota, R (9, PH) OBP: 0.378, SLG: 0.400										1	0	1	1	0	0	0

Inning Stats	1	2	3	4	5	6	7	8	9
	R: 0 H: 1 E: 0 LOB: 1 K: 0 BB: 0 S: 4 P: 4	R: 0 H: 0 E: 0 LOB: 0 K: 0 BB: 0 S: 3 P: 3	R: 0 H: 1 E: 0 LOB: 1 K: 1 BB: 0 S: 6 P: 6	R: 0 H: 0 E: 0 LOB: 0 K: 1 BB: 0 S: 5 P: 5	R: 0 H: 0 E: 0 LOB: 0 K: 2 BB: 0 S: 7 P: 7	R: 2 H: 1 E: 1 LOB: 1 K: 0 BB: 1 S: 5 P: 9	R: 0 H: 1 E: 0 LOB: 2 K: 0 BB: 1 S: 4 P: 8	R: 0 H: 0 E: 0 LOB: 0 K: 0 BB: 0 S: 3 P: 3	R: 1 H: 3 E: 0 LOB: 2 K: 1 BB: 1 S: 6 P: 10

	AB	33
	R	3
	H	7
	RBI	3
	BB	3
	SO	5
	LOB	7

1B: 5 SF: 0
2B: 2 SAC: 0
3B: 0 DP: 0
HR: 0 HBP: 0

WP: 1 PA: 36
PB: 0
SB: 1
CS: 0

PITCHER	IP	WLS	BF	H	R	ER	SO	BB	IBB	HBP	BLK	WP	HR	S	P	ERA	WHIP
Tom Seaver, R (1, 1) ERA: 2.62	8.2	L	36	7	3	1	5	2	1	0	0	1	0	43	55	1.04	1.038

PITCHER	IP	WLS	BF	H	R	ER	SO	BB	IBB	HBP	BLK	WP	HR	S	P	ERA	WHIP

New York Mets @ Los Angeles Dodgers

Dodger Stadium, Los Angeles, CA

Thu Aug 19 1976, 7:05 PM PDT

Att. 21,407 - Unknown

livebaseballscorecards.com

TOP

Batter	1	2	3	4	5	6	7	8	9	AB	R	H	RBI	BB	SO	LOB
Bruce Boisclair, L (1, 8) (8, 7) OBP: 0.329, SLG: 0.313	4-3		K			P5		F8	F8	5	0	0	0	0	1	3
Mike Phillips, L (1, 4) OBP: 0.333, SLG: 0.383	S 1B		F8			P6		1-H 2B 3B	E IBB	4	1	2	1	1	0	1
John Milner, L (1, 7) OBP: 0.349, SLG: 0.448	L9 1-2			4-3		F8		BBBB 2B BB	E6 1-3 2-H 1B	3	1	0	0	1	0	1
Skip Lockwood, R (8, 1) OBP: 0.467, SLG: 0.500										1	0	1	0	0	0	0
Bob Apodaca, R (9, 1) OBP: 0.200, SLG: 0.214										0	0	0	0	0	0	0
Joe Torre, R (1, 3) OBP: 0.353, SLG: 0.407	4-3			CS 1B			6-3	1-H 3-H 1B 2B	F7	5	1	2	2	0	0	3
Jerry Grote, R (1, 2) OBP: 0.345, SLG: 0.331		5-3		L7 1-2			1B	E 2-H 1B		4	0	2	1	0	0	1
Roy Staiger, R (1, 5) OBP: 0.311, SLG: 0.332		K			1B		F8	E6 2-3		4	0	1	0	0	1	3
Pepe Mangual, R (1, 9) OBP: 0.361, SLG: 0.323		5-3			K		K	F9		4	0	0	0	0	2	4
Bud Harrelson, S (1, 6) OBP: 0.333, SLG: 0.281			SH2-4 1B		F7			F5	1B E 2B	4	1	2	0	0	0	1
Mickey Lolich, S (1, 1) OBP: 0.224, SLG: 0.136			SH2-4 1-2		K			3B 1B	F7	1	0	0	0	0	1	1
Mike Vail, R (8, PH) OBP: 0.269, SLG: 0.304										1	0	1	0	0	0	0
Leon Brown, R (8, PR) OBP: 0.246, SLG: 0.271										1	1	0	0	0	0	1
(8, 8)																
Inning Stats	R: 0 E: 0 K: 0 S: 4 H: 1 LOB: 1 BB: 0 P: 4	R: 0 E: 0 K: 1 S: 5 H: 0 LOB: 0 BB: 0 P: 5	R: 0 E: 0 K: 1 S: 6 H: 1 LOB: 1 BB: 0 P: 6	R: 0 E: 0 K: 0 S: 3 H: 1 LOB: 0 BB: 0 P: 3	R: 0 E: 0 K: 2 S: 8 H: 1 LOB: 1 BB: 0 P: 8	R: 0 E: 0 K: 0 S: 3 H: 0 LOB: 0 BB: 0 P: 3	R: 0 E: 0 K: 1 S: 6 H: 1 LOB: 1 BB: 0 P: 6	R: 4 E: 1 K: 0 S: 8 H: 4 LOB: 2 BB: 1 P: 12	R: 1 E: 1 K: 0 S: 5 H: 2 LOB: 2 BB: 1 P: 9	1B: 8 2B: 2 3B: 1 HR: 0	SF: 0 SAC: 1 DP: 0 HBP: 0						

	AB	37
	R	5
	H	11
	RBI	4
	BB	2
	SO	5
	LOB	19

WP: 0 PB: 0 SB: 1 CS: 1 PA: 40

PITCHER		IP	WLS	BF	H	R	ER	SO	BB	IBB	HBP	BLK	WP	HR	S	P	ERA	WHIP
Burt Hooton, R ERA: 3.94	(1, 1)	7.2		29	7	3	3	5	0	0	0	0	0	0	39	39	3.52	0.913
Stan Wall, L ERA: 4.5	(8, 1)	0.0		1	0	0	0	0	1	0	0	0	0	0	0	4	∞	∞
Elias Sosa, R ERA: 4.25	(8, 1)	0.1		4	2	1	1	0	0	0	0	0	0	0	4	4	27.00	6.000
Charlie Hough, R ERA: 2.32	(9, 1)	1.0	W	6	2	1	0	0	0	1	0	0	0	0	5	9	0.00	2.000

PITCHER	IP	WLS	BF	H	R	ER	SO	BB	IBB	HBP	BLK	WP	HR	S	P	ERA	WHIP

BOTTOM

New York Mets @ Los Angeles Dodgers

Dodger Stadium, Los Angeles, CA

Thu Aug 19 1976, 7:05 PM PDT

Att. 21,407 - Unknown

Batter	1	2	3	4	5	6	7	8	9	AB	R	H	RBI	BB	SO	LOB
Davey Lopes, R (1, 8) OBP: 0.305, SLG: 0.316	B B B B 4-0 CS BB			x 0-0 2-3 1B 1B		x 0-0 ③ F9		x 0-0 ③ G3		2	1	1	0	1	0	0
Ed Goodson, L (8, PH) OBP: 0.234, SLG: 0.267										1	0	0	0	0	0	2
Charlie Hough, R (9, 1) OBP: 0.235, SLG: 0.294										0	0	0	0	0	0	0
Ted Sizemore, R (1, 4) OBP: 0.286, SLG: 0.284	x 0-0 ①② L6 1-2			x 0-0 ① 2-3 1-2			x 0-0 ① G3		x 0-0 1B HR 1B	4	1	1	0	0	0	2
Bill Buckner, L (1, 7) OBP: 0.325, SLG: 0.383	x 0-0 ③ P4			x 0-0 ② 2-H 1B			S S S 0-3 ② K		x 0-0 1-2 HR 1B	4	1	2	1	0	1	0
Steve Garvey, R (1, 3) OBP: 0.346, SLG: 0.415		x 0-0 ① L9		x 0-0 ③ 5-3			x 0-0 ③ F9		x 0-0 1-H 2-H HR	4	1	1	3	0	0	0
Ron Cey, R (1, 5) OBP: 0.386, SLG: 0.487		x 0-0 ② L7			x 0-0 ① F7			x 0-0 ① F3	x 0-0 HR	4	1	1	1	0	0	0
Bill Russell, R (1, 6) OBP: 0.329, SLG: 0.383		x 0-0 ③ F9			x 0-0 ② 5-3			x 0-0 ② 6-3		3	0	0	0	0	0	0
Lee Lacy, R (1, 9) OBP: 0.320, SLG: 0.362 (9, 8)			x 0-0 ① L7		x 0-0 ③ F8			x 0-0 E4 BLK 1B		3	1	0	0	0	0	0
Ellie Rodriguez, R (1, 2) OBP: 0.357, SLG: 0.204			x 0-0 ② 5-3			x 0-0 ① 6-3		B B B B 4-0 1B 1-2 BB		2	0	0	0	1	0	0
Burt Hooton, R (1, 1) OBP: 0.176, SLG: 0.130			x 0-0 ③ F7			S S S 0-3 ② K		x 0-0 1-2 2-H 1B		2	0	0	0	0	1	0
Stan Wall, L (8, 1)										0	0	0	0	0	0	0
Elias Sosa, R (8, 1) OBP: 0.143, SLG: 0.143										0	0	0	0	0	0	0
Leron Lee, L (8, PH) OBP: 0.200, SLG: 0.300 (9, 9)										1	0	1	1	0	0	0
Inning Stats	R: 0 E: 0 K: 0 S: 2 H: 0 LOB: 0 BB: 1 P: 6	R: 0 E: 0 K: 0 S: 3 H: 0 LOB: 0 BB: 0 P: 3	R: 0 E: 0 K: 0 S: 3 H: 0 LOB: 0 BB: 0 P: 3	R: 1 E: 0 K: 0 S: 4 H: 2 LOB: 0 BB: 0 P: 4	R: 0 E: 0 K: 0 S: 3 H: 0 LOB: 0 BB: 0 P: 3	R: 0 E: 0 K: 1 S: 5 H: 0 LOB: 0 BB: 0 P: 5	R: 0 E: 0 K: 1 S: 5 H: 0 LOB: 0 BB: 0 P: 5	R: 1 E: 1 K: 0 S: 5 H: 1 LOB: 2 BB: 1 P: 9	R: 4 E: 0 K: 0 S: 4 H: 4 LOB: 0 BB: 0 P: 4	1B: 5 2B: 0 3B: 0 HR: 2	SF: 0 SAC: 0 DP: 0 HBP: 0						

livebaseballscorecards.com

AB	30
R	6
H	7
RBI	6
BB	2
SO	2
LOB	4

PITCHER	IP	WLS	BF	H	R	ER	SO	BB	IBB	HBP	BLK	WP	HR	S	P	ERA	WHIP
Mickey Lolich, L (1, 1) ERA: 2.99	7.0		22	2	1	1	2	1	0	0	0	0	0	25	29	1.29	0.429
Skip Lockwood, R (8, 1) ERA: 2.97	1.0		9	4	4	3	0	1	0	0	1	0	1	8	12	27.00	5.000
Bob Apodaca, R (9, 1) ERA: 2.97	0.0	L	1	1	1	1	0	0	0	0	0	0	1	1	1	∞	∞

PITCHER	IP	WLS	BF	H	R	ER	SO	BB	IBB	HBP	BLK	WP	HR	S	P	ERA	WHIP

Batter	1	2	3	4	5	6	7	8	9	AB	R	H	RBI	BB	SO	LOB
Bruce Boisclair, L (1, 8) OBP: 0.330, SLG: 0.325	4-3		K		4-3		E 1B 2B 2-H		2B	5	2	2	1	0	1	0
Felix Millan, R (1, 4) OBP: 0.330, SLG: 0.333	BB 1B		WP 1B		K		E7 1B 1B 2-3		F8 2B 2-H	5	2	3	1	0	1	1
John Milner, L (1, 7) OBP: 0.355, SLG: 0.450	BB 1-2		1B 1-H		F8		1B SF9 1B 1-3 3-H		BB	3	1	2	2	2	0	0
Joe Torre, R (1, 3) OBP: 0.351, SLG: 0.403	P5		5-3			6-3	SF9 1B 1-3 3-H		P4	5	0	1	1	0	0	5
Mike Vail, R (1, 9) OBP: 0.257, SLG: 0.292	F8			4-3		F8	SF9 1-2 3-H		F8 2-3	4	0	0	1	0	0	4
Jerry Grote, R (1, 2) OBP: 0.345, SLG: 0.333		F7		2B FC BB		2B	5-3		F7	4	1	1	0	1	0	3
Roy Staiger, R (1, 5) OBP: 0.315, SLG: 0.337		CS BB		FC 2B 1-3		K		F8		3	0	1	0	1	1	1
Bud Harrelson, S (1, 6) OBP: 0.332, SLG: 0.278		F7 1-2		FC G6-4-3 2-3 3-H			SH3-4 2B BB	K		3	1	0	1	1	1	2
Jerry Koosman, R (1, 1) OBP: 0.293, SLG: 0.304			K	G6-4-3 1-2f			SH3-4 1-2	4-3		3	0	0	0	0	1	2
Inning Stats	R: 0 H: 1 E: 0 LOB: 2 K: 0 BB: 1 S: 4 P: 8	R: 0 H: 0 E: 0 LOB: 0 K: 0 BB: 1 S: 2 P: 6	R: 1 H: 2 E: 0 LOB: 1 K: 2 BB: 0 S: 9 P: 9	R: 1 H: 1 E: 0 LOB: 1 K: 0 BB: 1 S: 4 P: 8	R: 0 H: 0 E: 0 LOB: 0 K: 1 BB: 0 S: 5 P: 5	R: 0 H: 1 E: 0 LOB: 1 K: 1 BB: 0 S: 6 P: 6	R: 4 H: 3 E: 1 LOB: 1 K: 0 BB: 1 S: 7 P: 11	R: 0 H: 0 E: 0 LOB: 0 K: 1 BB: 0 S: 5 P: 5	R: 1 H: 2 E: 0 LOB: 2 K: 0 BB: 1 S: 5 P: 9	1B: 5 SF: 1 2B: 5 SAC: 1 3B: 0 DP: 1 HR: 0 HBP: 0						

PITCHER		IP	WLS	BF	H	R	ER	SO	BB	IBB	HBP	BLK	WP	HR	S	P	ERA	WHIP
Tom Griffin, R ERA: 5.15	(1, 1)	6.1	L	30	7	6	4	4	4	0	0	0	1	0	34	50	5.68	1.737
Dave Freisleben, R ERA: 3.76	(7, 1)	0.2		3	1	0	0	0	0	0	0	0	0	0	3	3	0.00	1.500
Butch Metzger, R ERA: 1.88	(8, 1)	2.0		9	2	1	1	1	1	0	0	0	0	0	10	14	4.50	1.500

PITCHER	IP	WLS	BF	H	R	ER	SO	BB	IBB	HBP	BLK	WP	HR	S	P	ERA	WHIP

TOP

New York Mets @ San Diego Padres

San Diego Stadium, San Diego, CA

Sat Aug 21 1976, 10:05 PM EDT

Att. 16,888 - Unknown

livebaseballscorecards.com

AB	35
R	7
H	10
RBI	7
BB	5
SO	5
LOB	18

WP: 1	PA: 42		
PB: 0			
SB: 0			
CS: 1			

BOTTOM

New York Mets @ San Diego Padres

San Diego Stadium, San Diego, CA

Sat Aug 21 1976, 10:05 PM EDT

Att. 16,888 - Unknown

Batter	1	2	3	4	5	6	7	8	9	AB	R	H	RBI	BB	SO	LOB
Johnny Grubb, L (1, 7) OBP: 0.394, SLG: 0.409	BBBB 4-0 CS BB		x 0-0 6-3 ②		x 0-0 F8 ②		x 0-0 F8 ③			3	0	0	0	1	0	2
Ted Kubiak, S (1, 5) OBP: 0.329, SLG: 0.291	BBBB 4-0 ① 1-2 BB		BBBB 4-0 BB		x 0-0 E6 2-3			x 0-0 P4 ①		2	0	0	0	2	0	1
Dave Winfield, R (1, 9) OBP: 0.362, SLG: 0.440	SSS 0-3 ② K		SSS 0-3 ③ K		x 0-0 5-3 ③			x 0-0 G3 1B		4	0	1	0	0	2	5
Willie Davis, L (1, 8) OBP: 0.297, SLG: 0.390	x 0-0 1-3 ③			x 0-0 F9 ①		x 0-0 L3 ①		x 0-0 G3 ② 1-2		4	0	0	0	0	0	2
Mike Ivie, R (1, 3) OBP: 0.346, SLG: 0.411		x 0-0 F8 ①		x 0-0 FC6-4 1B		x 0-0 F9 ②		x 0-0 5-3 ③		4	0	1	0	0	0	1
Tito Fuentes, S (1, 4) OBP: 0.309, SLG: 0.336		x 0-0 G5-4-3 1B		x 0-0 FC6-4 ② 1-2f FC5-4		x 0-0 HR			x 0-0 5-3 ①	4	1	2	1	0	0	1
Fred Kendall, R (1, 2) OBP: 0.307, SLG: 0.305		x 0-0 ② ③ G5-4-3 1-2f		x 0-0 ③ FC5-4 1-2f		x 0-0 1-3 ③			x 0-0 6-3 ②	4	0	0	0	0	0	2
Hector Torres, R (1, 6) OBP: 0.259, SLG: 0.298			BBBB 4-0 SH2-4 BB		x 0-0 E 2B		SSS 0-3 ① K		x 0-0 1B	3	0	2	0	1	1	0
Tom Griffin, R (1, 1) OBP: 0.133, SLG: 0.071 Dave Freisleben, R (7, 1) OBP: 0.226, SLG: 0.267 Merv Rettenmund, R (7, PH) OBP: 0.339, SLG: 0.286 Butch Metzger, R (8, 1) Luis Melendez, R (9, PH) OBP: 0.236, SLG: 0.252			x 0-0 ① SH2-4 1-2		x 0-0 5-3 ①		SSS 0-3 ② K		SSS 0-3 ③ K	1 0 1 0 1	0 0 0 0 0	0 0 0 0 1	0 0 0 0 1	0 0 0 0 0	0 0 1 0 1	1 0 0 0 1
Inning Stats	R: 0 H: 0 E: 0 LOB: 1 K: 1 BB: 2 S: 4 P: 12	R: 0 H: 1 E: 0 LOB: 0 K: 0 BB: 0 S: 3 P: 3	R: 0 H: 0 E: 0 LOB: 2 K: 1 BB: 2 S: 5 P: 13	R: 0 H: 1 E: 0 LOB: 1 K: 0 BB: 0 S: 4 P: 4	R: 0 H: 1 E: 1 LOB: 2 K: 0 BB: 0 S: 5 P: 5	R: 1 H: 1 E: 0 LOB: 0 K: 0 BB: 0 S: 4 P: 4	R: 0 H: 0 E: 0 LOB: 0 K: 2 BB: 0 S: 7 P: 7	R: 0 H: 1 E: 0 LOB: 1 K: 0 BB: 0 S: 4 P: 4	R: 0 H: 1 E: 0 LOB: 1 K: 1 BB: 0 S: 6 P: 6	1B: 4 SF: 0 2B: 1 SAC: 1 3B: 0 DP: 1 HR: 1 HBP: 0						

livebaseballscorecards.com

	AB	31
	R	1
	H	6
	RBI	1
	BB	4
	SO	5
	LOB	16

WP: 0 PA: 36
PB: 0
SB: 0
CS: 1

PITCHER	IP	WLS	BF	H	R	ER	SO	BB	IBB	HBP	BLK	WP	HR	S	P	ERA	WHIP
Jerry Koosman, L (1, 1) ERA: 2.92	9.0	W	36	6	1	1	5	4	0	0	0	0	1	42	58	1.00	1.111

PITCHER	IP	WLS	BF	H	R	ER	SO	BB	IBB	HBP	BLK	WP	HR	S	P	ERA	WHIP

New York Mets @ San Diego Padres

San Diego Stadium, San Diego, CA

Sun Aug 22 1976, 6:33 AM EDT

Att. 18,425 - Unknown

livebaseballscorecards.com

Batter	1	2	3	4	5	6	7	8	9	AB	R	H	RBI	BB	SO	LOB
Leon Brown, R (1, 8) OBP: 0.246, SLG: 0.270	5-3		1-2 1B			4-3		6-3		4	0	1	0	0	0	0
Felix Millan, R (1, 4) OBP: 0.331, SLG: 0.340	2B		F7			L7		4-3 2B		4	0	2	0	0	0	2
John Milner, L (1, 7) (7, 3)	F8		4-3			G3		4-3 2-3		4	0	0	0	0	0	4
Joe Torre, R (1, 3) OBP: 0.347, SLG: 0.399	K			4-3			E5 BLK 2B	4-3		3	0	0	0	0	1	1
Pepe Mangual, R (7, PR) (7, 7)										1	1	0	0	0	0	1
Mike Vail, R (1, 9) OBP: 0.256, SLG: 0.291		6-3		G4-6-3 1B			B3 1-2		F8	4	0	1	0	0	0	1
Jerry Grote, R (1, 2) OBP: 0.347, SLG: 0.339		G1-4-3 1B		G4-6-3 1-2f			2-H 2B		5-3	4	0	2	1	0	0	1
Roy Staiger, R (1, 5) OBP: 0.313, SLG: 0.335		G1-4-3 1-2f			F8		F8		1B	4	0	1	0	0	0	3
Leo Foster, R (1, 6) OBP: 0.296, SLG: 0.292			5-3		F7		IBB		B1-3	3	0	0	0	1	0	1
Jon Matlack, L (1, 1) OBP: 0.257, SLG: 0.206			1B 1B		F8		G3			3	0	1	0	0	0	2

	AB	R	H	RBI	BB	SO	LOB
Inning Stats	R: 0 E: 0 K: 1 S: 6	H: 1 LOB: 1 BB: 0 P: 6	R: 0 E: 0 K: 0 S: 3	H: 1 LOB: 0 BB: 0 P: 3	R: 0 E: 0 K: 0 S: 5	H: 2 LOB: 2 BB: 0 P: 5	R: 0 E: 0 K: 0 S: 3	H: 1 LOB: 0 BB: 0 P: 3	R: 0 E: 0 K: 0 S: 3	H: 0 LOB: 0 BB: 0 P: 3	R: 0 E: 0 K: 0 S: 3	H: 0 LOB: 0 BB: 0 P: 3
	R: 1 E: 1 K: 0 S: 5	H: 1 LOB: 2 BB: 1 P: 9	R: 0 E: 0 K: 0 S: 4	H: 1 LOB: 1 BB: 0 P: 4	R: 0 E: 0 K: 0 S: 4	H: 1 LOB: 1 BB: 0 P: 4	1B: 5 2B: 3 3B: 0 HR: 0	SF: 0 SAC: 0 DP: 2 HBP: 0	WP: 0 PB: 0 SB: 0 CS: 0	PA: 35		

PITCHER		IP	WLS	BF	H	R	ER	SO	BB	IBB	HBP	BLK	WP	HR	S	P	ERA	WHIP
Randy Jones, L ERA: 2.73	(1, 1)	8.0	L	31	7	1	0	1	0	1	0	1	0	0	32	36	0.00	0.875
Butch Metzger, R ERA: 1.86	(9, 1)	1.0		4	1	0	0	0	0	0	0	0	0	0	4	4	0.00	1.000

PITCHER	IP	WLS	BF	H	R	ER	SO	BB	IBB	HBP	BLK	WP	HR	S	P	ERA	WHIP

BOTTOM

New York Mets @ San Diego Padres

San Diego Stadium, San Diego, CA

Sun Aug 22 1976, 6:33 AM EDT

Att. 18,425 - Unknown

Batter	1	2	3	4	5	6	7	8	9	AB	R	H	RBI	BB	SO	LOB
Johnny Grubb, L (1, 7) OBP: 0.396, SLG: 0.409	B B B B 4-0 FC4-6 BB		x 0-0 ③ P4			x 0-0 ② L5		x 0-0 ③ F3		0	0	0	0	1	0	0
Luis Melendez, R (2, 7) OBP: 0.229, SLG: 0.245										3	0	0	0	0	0	2
Ted Kubiak, S (1, 5) OBP: 0.327, SLG: 0.290	x 0-0 ① FC4-6 G5-4-3 1-2f			x 0-0 ① 6-3		x 0-0 ③ 5-3			x 0-0 FC1-6 1B	4	0	1	0	0	0	1
Dave Winfield, R (1, 9) OBP: 0.359, SLG: 0.436	x 0-0 ② ③ G5-4-3 1-2f			x 0-0 ② F8			S S S 0-3 ① K		x 0-0 ① FC1-6 1B 1-2f	4	0	0	0	0	1	2
Willie Davis, L (1, 8) OBP: 0.294, SLG: 0.386		x 0-0 ① L6		x 0-0 ③ F9			x 0-0 ② G3		x 0-0 ② F2	4	0	0	0	0	0	1
Mike Ivie, R (1, 3) OBP: 0.348, SLG: 0.412		x 0-0 ② 6-3			x 0-0 ① 5-3		x 0-0 FC6-4 1B		x 0-0 1-3 1B	4	0	2	0	0	0	0
Tito Fuentes, S (1, 4) OBP: 0.311, SLG: 0.338		x 0-0 2B			x 0-0 ② 6-3		x 0-0 ③ FC6-4 1-2f		H 1-0 HBP	3	0	1	0	0	0	1
Fred Kendall, R (1, 2) OBP: 0.310, SLG: 0.308		x 0-0 ③ F3			x 0-0 1B			x 0-0 SH1-4 1B	x 0-0 ③ 5-3	3	0	2	0	0	0	1
Enzo Hernandez, R (8, PR) OBP: 0.326, SLG: 0.325										0	0	0	0	0	0	0
Bob Davis, R (9, 2) OBP: 0.244, SLG: 0.236										1	0	0	0	0	0	3
Hector Torres, R (1, 6) OBP: 0.256, SLG: 0.295			x 0-0 ① 6-3		x 0-0 ③ F3			x 0-0 ① SH1-4 1-2		2	0	0	0	0	0	1
Randy Jones, R (1, 1) OBP: 0.089, SLG: 0.047			S S S 0-3 ② K			x 0-0 ① 4-3		x 0-0 ② F5		2	0	0	0	0	1	0
Willie McCovey, L (8, PH) OBP: 0.283, SLG: 0.353										1	0	0	0	0	0	2
Butch Metzger, R (9, 1)										0	0	0	0	0	0	0
Inning Stats	R: 0 H: 0 E: 0 LOB: 0 K: 0 BB: 1 S: 2 P: 6	R: 0 H: 1 E: 0 LOB: 1 K: 0 BB: 0 S: 4 P: 4	R: 0 H: 0 E: 0 LOB: 0 K: 1 BB: 0 S: 5 P: 5	R: 0 H: 0 E: 0 LOB: 0 K: 0 BB: 0 S: 3 P: 3	R: 0 H: 1 E: 0 LOB: 1 K: 0 BB: 0 S: 4 P: 4	R: 0 H: 0 E: 0 LOB: 0 K: 0 BB: 0 S: 3 P: 3	R: 0 H: 1 E: 0 LOB: 1 K: 1 BB: 0 S: 6 P: 6	R: 0 H: 1 E: 0 LOB: 2 K: 0 BB: 0 S: 4 P: 4	R: 0 H: 2 E: 0 LOB: 3 K: 0 BB: 0 S: 5 P: 6	1B: 5 SF: 0 2B: 1 SAC: 1 3B: 0 DP: 1 HR: 0 HBP: 1						

PITCHER	IP	WLS	BF	H	R	ER	SO	BB	IBB	HBP	BLK	WP	HR	S	P	ERA	WHIP
Jon Matlack, L (1, 1) ERA: 2.72	9.0	W	34	6	0	0	2	1	0	1	0	0	0	36	41	0.00	0.778

PITCHER	IP	WLS	BF	H	R	ER	SO	BB	IBB	HBP	BLK	WP	HR	S	P	ERA	WHIP

AB	31
R	0
H	6
RBI	0
BB	1
SO	2
LOB	14

WP: 0 PA: 34
PB: 0
SB: 0
CS: 0

livebaseballscorecards.com

Batter	1	2	3	4	5	6	7	8	9	AB	R	H	RBI	BB	SO	LOB
Bruce Boisclair, L (1, 8) (8, 7) OBP: 0.332, SLG: 0.323	BBBB 4-0 5-3 E 5-3 BB		x 0-0 4-3 1B		SSS 0-3 ② K 1-2		x 0-0 ② F9		SSS 0-3 ① K	4	1	1	0	1	2	1
Felix Millan, R (1, 4) OBP: 0.330, SLG: 0.338	x 0-0 ① 5-3 1-2		x 0-0 ② 4-3 1-2		x 0-0 E6 2-H		x 0-0 1B		x 0-0 ② 4-3	5	0	1	0	0	0	2
John Milner, L (1, 7) OBP: 0.348, SLG: 0.439 Leon Brown, R (8, 8) OBP: 0.242, SLG: 0.266	x 0-0 ② 5-3 2-3		x 0-0 ③ F7		x 0-0 ③ 6-3		x 0-0 ③ F7		SSS 0-3 ③ K	4 1	0 0	0 0	0 0	0 0	0 1	4 0
Ed Kranepool, L (1, 3) OBP: 0.334, SLG: 0.397	x 0-0 E9 3-H			x 0-0 ① F8		x 0-0 ① F8		x 0-0 SH1-3 SF9 2B		4	1	1	0	0	0	0
Mike Vail, R (1, 9) OBP: 0.258, SLG: 0.292 Pepe Mangual, R (7, 9) OBP: 0.360, SLG: 0.322	x 0-0 ③ F9			SSS 0-3 ② K		x 0-0 2B FC5-2 1B		x 0-0 ① SH1-3 2-3		3 0	0 0	1 0	0 0	0 0	1 0	1 0
Jerry Grote, R (1, 2) OBP: 0.352, SLG: 0.349		x 0-0 ① 3-1		x 0-0 1B 2B		x 0-0 FC5-2 1-3 2B		4-0 BB IBB		3	1	2	0	1	0	0
Roy Staiger, R (1, 5) OBP: 0.312, SLG: 0.335		x 0-0 ② F8		x 0-0 CS 2-H 1B		x 0-0 ② FC5-2 2-3 3-H		x 0-0 ② SF9 3-H		3	0	1	2	0	0	2
Bud Harrelson, S (1, 6) OBP: 0.334, SLG: 0.279		x 0-0 ③ 4-3		0-0 ③ CS 1-2	x 0-0 S E 1B	x 0-0 ③ F7		BBBB 4-0 1-2 BB		3	1	1	0	1	0	2
Tom Seaver, R (1, 1) OBP: 0.194, SLG: 0.094			x 0-0 ① 6-3		SSS 0-3 ① K		x 0-0 ① F8	SSS 0-3 ③ K		4	0	0	0	0	2	3
Inning Stats	R: 1 E: 1 K: 0 S: 4 H: 0 LOB: 1 BB: 1 P: 8	R: 0 E: 0 K: 0 S: 3 H: 0 LOB: 0 BB: 0 P: 3	R: 0 E: 0 K: 0 S: 4 H: 1 LOB: 1 BB: 0 P: 4	R: 1 E: 0 K: 1 S: 6 H: 2 LOB: 0 BB: 0 P: 6	R: 1 E: 1 K: 2 S: 9 H: 1 LOB: 1 BB: 0 P: 9	R: 0 E: 0 K: 0 S: 5 H: 2 LOB: 2 BB: 0 P: 5	R: 0 E: 0 K: 0 S: 4 H: 1 LOB: 1 BB: 0 P: 4	R: 1 E: 0 K: 1 S: 6 H: 1 LOB: 2 BB: 2 P: 14	R: 0 E: 0 K: 2 S: 7 H: 0 LOB: 0 BB: 0 P: 7	1B: 5 2B: 3 3B: 0 HR: 0	SF: 1 SAC: 1 DP: 0 HBP: 0						

TOP

New York Mets @ San Francisco Giants

Candlestick Park, San Francisco, CA

Tue Aug 24 1976, 10:05 PM EDT

Att. 3,984 - Unknown

livebaseballscorecards.com

AB	34
R	4
H	8
RBI	2
BB	3
SO	6
LOB	15

WP: 0 PB: 0 SB: 1 CS: 1 PA: 40

PITCHER		IP	WLS	BF	H	R	ER	SO	BB	IBB	HBP	BLK	WP	HR	S	P	ERA	WHIP
Jim Barr, R ERA: 3.29	(1, 1)	8.0	L	36	8	4	2	4	2	1	0	0	0	0	41	53	2.25	1.250
Mike Caldwell, L ERA: 5.2	(9, 1)	1.0		3	0	0	0	2	0	0	0	0	0	0	7	7	0.00	0.000

PITCHER		IP	WLS	BF	H	R	ER	SO	BB	IBB	HBP	BLK	WP	HR	S	P	ERA	WHIP

Batter	1	2	3	4	5	6	7	8	9	AB	R	H	RBI	BB	SO	LOB
Gary Thomasson, L (1, 8) OBP: 0.310, SLG: 0.415	P6		3B			P6			BB, 1B	4	0	2	0	0	0	0
Marty Perez, R (1, 4) OBP: 0.317, SLG: 0.322	G3		1-3			F7			F9	4	0	0	0	0	0	2
Gary Matthews, R (1, 7) OBP: 0.365, SLG: 0.432	6-3			K		K			P4	4	0	0	0	0	2	1
Bobby Murcer, L (1, 9) OBP: 0.350, SLG: 0.412		F8, S, 1B		4-3			K		1-2, BB	3	0	1	0	1	1	0
Ken Reitz, R (1, 5) OBP: 0.315, SLG: 0.354		K, 1-2		F8			6-3		K	4	0	0	0	0	2	3
Darrell Evans, L (1, 3) OBP: 0.322, SLG: 0.323		F8, 2-3			F8		3-1			3	0	0	0	0	0	1
Chris Speier, R (1, 6) OBP: 0.310, SLG: 0.283		K			L4			F3		3	0	0	0	0	1	1
Dave Rader, L (1, 2) OBP: 0.323, SLG: 0.330			F9		1B			F9		3	0	1	0	0	0	0
Mike Sadek, R (9, 2) OBP: 0.304, SLG: 0.243										0	0	0	0	0	0	0
Jim Barr, R (1, 1) OBP: 0.203, SLG: 0.151			F9		K			K		2	0	0	0	0	1	1
Glenn Adams, L (8, PH) OBP: 0.258, SLG: 0.311										1	0	0	0	0	1	0
Mike Caldwell, R (9, 1) OBP: 0.125, SLG: 0.125										0	0	0	0	0	0	0
Inning Stats	R: 0, E: 0, K: 0, S: 3 / H: 0, LOB: 0, BB: 0, P: 3	R: 0, E: 0, K: 2, S: 8 / H: 1, LOB: 1, BB: 0, P: 8	R: 0, E: 0, K: 0, S: 4 / H: 1, LOB: 1, BB: 0, P: 4	R: 0, E: 0, K: 1, S: 5 / H: 0, LOB: 0, BB: 0, P: 5	R: 0, E: 0, K: 1, S: 6 / H: 1, LOB: 1, BB: 0, P: 6	R: 0, E: 0, K: 1, S: 5 / H: 0, LOB: 0, BB: 0, P: 5	R: 0, E: 0, K: 1, S: 5 / H: 0, LOB: 0, BB: 0, P: 5	R: 0, E: 0, K: 1, S: 5 / H: 0, LOB: 0, BB: 0, P: 5	R: 0, E: 0, K: 1, S: 6 / H: 1, LOB: 2, BB: 1, P: 10	1B: 3, 2B: 0, 3B: 1, HR: 0	SF: 0, SAC: 0, DP: 0, HBP: 0					

PITCHER	IP	WLS	BF	H	R	ER	SO	BB	IBB	HBP	BLK	WP	HR	S	P	ERA	WHIP
Tom Seaver, R (1, 1) ERA: 2.51	9.0	W	32	4	0	0	8	1	0	0	0	0	0	47	51	0.00	0.556

PITCHER	IP	WLS	BF	H	R	ER	SO	BB	IBB	HBP	BLK	WP	HR	S	P	ERA	WHIP

BOTTOM

New York Mets @ San Francisco Giants

Candlestick Park, San Francisco, CA

Tue Aug 24 1976, 10:05 PM EDT

Att. 3,984 - Unknown

livebaseballscorecards.com

AB	31
R	0
H	4
RBI	0
BB	1
SO	8
LOB	9

PA: 32

WP: 0, PB: 0, SB: 1, CS: 0

Batter	1	2	3	4	5	6	7	8	9	AB	R	H	RBI	BB	SO	LOB
Bruce Boisclair, L (1, 8) OBP: 0.326, SLG: 0.317	E1 1B G4-6-3		K			K	F9			4	1	0	0	0	2	2
Felix Millan, R (1, 4) OBP: 0.333, SLG: 0.342	G4-6-3 BB 1-3 1B		1B			CS 1B		F2		4	0	3	0	0	0	0
John Milner, L (1, 7) OBP: 0.349, SLG: 0.438	G4-6-3 1-2 BB		K			1B 1-2 1B		4-3		3	0	1	0	1	1	1
Ed Kranepool, L (1, 3) OBP: 0.339, SLG: 0.404	G4-6-3 1-2f 2-3 3-H			G6-4-3 1B		1-3 1B		2B		4	0	3	0	0	0	2
Mike Vail, R (1, 9) OBP: 0.252, SLG: 0.284 Pepe Mangual, R (8, PH) (8, 9) OBP: 0.359, SLG: 0.321	K			F9		F5		K		3 1	0 0	0 0	0 0	0 0	1 1	4 1
Roy Staiger, R (1, 5) OBP: 0.307, SLG: 0.328		K		G6-4-3 1-2f			P5		E6	4	0	0	0	0	1	1
Ron Hodges, L (1, 2) OBP: 0.372, SLG: 0.387		F7			6-3		1B BB		F8	3	0	0	0	1	0	1
Bud Harrelson, S (1, 6) OBP: 0.332, SLG: 0.277 Mike Phillips, L (7, PH) (7, 6) OBP: 0.335, SLG: 0.385		K			G3		1-2 1B		F8	2 2	0 0	0 1	0 0	0 0	1 0	0 1
Mickey Lolich, S (1, 1) OBP: 0.220, SLG: 0.133 Jim Dwyer, L (5, PH) OBP: 0.263, SLG: 0.221 Nino Espinosa, R (5, 1) Bob Myrick, R (6, 1) Joe Torre, R (7, PH) OBP: 0.346, SLG: 0.397 Ken Sanders, R (7, 1) Leo Foster, R (9, PH) OBP: 0.286, SLG: 0.280			K		F8		F9		K	1 1 0 0 1 0 1	0 0 0 0 0 0 0	0 0 0 0 0 0 0	0 0 0 0 0 0 0	0 0 0 0 0 0 0	1 0 0 0 0 0 1	0 0 0 0 2 0 1
Inning Stats	R: 1 E: 1 K: 1 S: 6 H: 1 LOB: 1 BB: 1 P: 10	R: 0 E: 0 K: 2 S: 7 H: 0 LOB: 0 BB: 0 P: 7	R: 0 E: 0 K: 3 S: 10 H: 1 LOB: 1 BB: 0 P: 10	R: 0 E: 0 K: 0 S: 3 H: 1 LOB: 0 BB: 0 P: 3	R: 0 E: 0 K: 0 S: 3 H: 0 LOB: 0 BB: 0 P: 3	R: 0 E: 0 K: 1 S: 7 H: 3 LOB: 2 BB: 0 P: 7	R: 0 E: 0 K: 0 S: 4 H: 1 LOB: 2 BB: 1 P: 8	R: 0 E: 0 K: 1 S: 6 H: 1 LOB: 1 BB: 0 P: 6	R: 0 E: 1 K: 1 S: 6 H: 0 LOB: 1 BB: 0 P: 6	1B: 7 2B: 1 3B: 0 HR: 0 SF: 0 SAC: 0 DP: 2 HBP: 0						

PITCHER		IP	WLS	BF	H	R	ER	SO	BB	IBB	HBP	BLK	WP	HR	S	P	ERA	WHIP
Ed Halicki, R ERA: 3.83	(1, 1)	9.0	W	36	8	1	0	9	2	0	0	0	0	0	52	60	0.00	1.111

PITCHER		IP	WLS	BF	H	R	ER	SO	BB	IBB	HBP	BLK	WP	HR	S	P	ERA	WHIP

TOP

New York Mets @ San Francisco Giants

Candlestick Park, San Francisco, CA

Wed Aug 25 1976, 6:33 AM EDT

Att. 3,974 - Unknown

livebaseballscorecards.com

AB	34
R	1
H	8
RBI	0
BB	2
SO	9
LOB	16

WP: 0 PA: 36
PB: 0
SB: 0
CS: 1

BOTTOM

New York Mets @ San Francisco Giants

Candlestick Park, San Francisco, CA

Wed Aug 25 1976, 6:33 AM EDT

Att. 3,974 - Unknown

livebaseballscorecards.com

Batter	1	2	3	4	5	6	7	8	9	AB	R	H	RBI	BB	SO	LOB
Larry Herndon, R (1, 8) OBP: 0.338, SLG: 0.367	4-3		F9 1-2		F8	BB 1-2 2-3 3-H		FC6-4 1B		4	1	1	1	1	0	2
Johnnie LeMaster, R (1, 6) OBP: 0.230, SLG: 0.271	5-3		5-3		K	1B 1-3 2-H 3-H		F9		5	0	1	2	0	1	3
Gary Matthews, R (1, 7) OBP: 0.368, SLG: 0.442	HR		5-3			2B		FC6-4 1-2f		5	2	3	2	0	0	2
Bobby Murcer, L (1, 9) OBP: 0.353, SLG: 0.417	CS 1B			F7 2B		1-2 3-H 1B				4	1	3	0	0	0	2
Darrell Evans, L (7, 3) OBP: 0.322, SLG: 0.323						2B SF9 1B				0	0	0	0	0	0	0
Ken Reitz, R (1, 5) OBP: 0.315, SLG: 0.355	CS 1-2	5-3		F7 2-3		F7				4	1	1	1	0	0	1
Gary Thomasson, L (1, 3) OBP: 0.313, SLG: 0.418 (7, 9)		4-3		G3		SF9 BB 1-3 2-H 2B	F7			3	1	1	0	1	0	1
Chris Speier, R (1, 4) OBP: 0.309, SLG: 0.283		1B		5-3		BB 1B IBB	2B			3	0	1	1	0	0	2
Mike Sadek, R (1, 2) OBP: 0.313, SLG: 0.247		P4				SF9 1-2 2-3 3-H	6-3			3	1	1	0	1	0	2
Ed Halicki, R (1, 1) OBP: 0.280, SLG: 0.200			S 1B			SH3-4 1B	F8			3	1	1	0	1	0	2
					SH3-4 1-2	K		F8		3	0	1	0	0	1	3
Inning Stats	R: 1 E: 0 K: 0 S: 4 H: 2 LOB: 0 BB: 0 P: 4	R: 0 E: 0 K: 0 S: 4 H: 1 LOB: 1 BB: 0 P: 4	R: 0 E: 0 K: 0 S: 4 H: 1 LOB: 1 BB: 0 P: 4	R: 0 E: 0 K: 0 S: 4 H: 1 LOB: 1 BB: 0 P: 4	R: 0 E: 0 K: 1 S: 6 H: 1 LOB: 1 BB: 0 P: 6	R: 6 E: 1 K: 1 S: 10 H: 5 LOB: 2 BB: 3 P: 22	R: 0 E: 0 K: 0 S: 4 H: 1 LOB: 1 BB: 0 P: 4	R: 0 E: 0 K: 0 S: 4 H: 1 LOB: 1 BB: 0 P: 4		1B: 8 2B: 4 3B: 0 HR: 1 SF: 1 SAC: 1 DP: 0 HBP: 0				WP: 0 PB: 0 SB: 1 CS: 1 PA: 40		

	AB	34
	R	7
	H	13
	RBI	7
	BB	3
	SO	2
	LOB	18

PITCHER		IP	WLS	BF	H	R	ER	SO	BB	IBB	HBP	BLK	WP	HR	S	P	ERA	WHIP
Mickey Lolich, L ERA: 2.97	(1, 1)	4.0		16	5	1	1	0	0	0	0	0	0	1	16	16	2.25	1.250
Nino Espinosa, R ERA: 3.7	(5, 1)	1.2	L	12	4	6	6	2	1	2	0	0	0	0	13	25	32.40	3.000
Bob Myrick, L ERA: 3.6	(6, 1)	0.1		3	2	0	0	0	0	0	0	0	0	0	3	3	0.00	6.000
Ken Sanders, R ERA: 2.51	(7, 1)	2.0		8	2	0	0	0	0	0	0	0	0	0	8	8	0.00	1.000

PITCHER	IP	WLS	BF	H	R	ER	SO	BB	IBB	HBP	BLK	WP	HR	S	P	ERA	WHIP

Batter	1	2	3	4	5	6	7	8	9	AB	R	H	RBI	BB	SO	LOB
Davey Lopes, R (1, 4) OBP: 0.306, SLG: 0.314	6-3	K		L7		F9		BB		4	0	0	0	1	1	6
Bill Buckner, L (1, 7) OBP: 0.333, SLG: 0.392	F7		4-3		E1		G3	1B		5	0	1	1	0	0	0
Bill Russell, R (1, 6) OBP: 0.327, SLG: 0.380	HR 1B		6-3		F8		5-3	P4		5	1	1	0	0	0	3
Steve Garvey, R (1, 3) OBP: 0.345, SLG: 0.428	HR		2B		F7		F9		1-3	5	1	2	2	0	0	1
Ron Cey, R (1, 5) OBP: 0.384, SLG: 0.478	L7		4-3		K			K	FC4-6 HBP	4	0	0	0	0	2	2
Lee Lacy, R (1, 8) OBP: 0.326, SLG: 0.371		2B 1B		1B 1B		6-3		1B 2B 1B	FC4-6 CS	5	1	3	0	0	0	1
Dusty Baker Jr., R (1, 9) OBP: 0.303, SLG: 0.311		K		K		FC6-4 1B		2B 1B	CS	4	1	2	0	0	2	2
Steve Yeager, R (1, 2) OBP: 0.292, SLG: 0.373		2B		1B		FC6-4 1B		WP 1B 2B		4	1	3	2	0	0	1
Don Sutton, R (1, 1) OBP: 0.183, SLG: 0.123		4-3		K		1B		K		4	0	1	0	0	2	5
Inning Stats	R: 2 E: 0 K: 0 S: 5 H: 2 LOB: 0 BB: 0 P: 5	R: 0 E: 0 K: 2 S: 9 H: 2 LOB: 2 BB: 0 P: 9	R: 0 E: 0 K: 0 S: 4 H: 1 LOB: 1 BB: 0 P: 4	R: 0 E: 0 K: 2 S: 9 H: 2 LOB: 2 BB: 0 P: 9	R: 0 E: 1 K: 1 S: 6 H: 0 LOB: 1 BB: 0 P: 6	R: 0 E: 0 K: 0 S: 5 H: 2 LOB: 2 BB: 0 P: 5	R: 0 E: 0 K: 0 S: 3 H: 0 LOB: 0 BB: 0 P: 3	R: 3 E: 0 K: 2 S: 11 H: 4 LOB: 2 BB: 1 P: 15	R: 0 E: 0 K: 0 S: 2 H: 0 LOB: 0 BB: 0 P: 3	1B: 9 2B: 3 3B: 0 HR: 1 SF: 0 SAC: 0 DP: 0 HBP: 1						

PITCHER	IP	WLS	BF	H	R	ER	SO	BB	IBB	HBP	BLK	WP	HR	S	P	ERA	WHIP
Jerry Koosman, L (1, 1) ERA: 3.05	7.1	L	35	12	5	5	6	0	0	0	0	0	1	47	47	6.14	1.636
Skip Lockwood, R (8, 1) ERA: 2.95	0.2		4	1	0	0	1	1	0	0	0	1	0	5	9	0.00	3.000
Bob Apodaca, R (9, 1) ERA: 2.93	1.0		3	0	0	0	0	0	0	1	0	0	0	2	3	0.00	0.000

PITCHER	IP	WLS	BF	H	R	ER	SO	BB	IBB	HBP	BLK	WP	HR	S	P	ERA	WHIP

TOP

Los Angeles Dodgers @ New York Mets

Shea Stadium, Flushing, NY

Fri Aug 27 1976, 7:05 PM EDT
Att. 24,508 - Unknown

livebaseballscorecards.com

AB	40
R	5
H	13
RBI	5
BB	1
SO	7
LOB	21

PA: 43

WP: 1
PB: 0
SB: 0
CS: 1

BOTTOM

Los Angeles Dodgers @ New York Mets

Shea Stadium, Flushing, NY

Fri Aug 27 1976, 7:05 PM EDT

Att. 24,508 - Unknown

livebaseballscorecards.com

Batter	1	2	3	4	5	6	7	8	9	AB	R	H	RBI	BB	SO	LOB
Bruce Boisclair, L (1, 8) OBP: 0.329, SLG: 0.321	S S S 0-3 K ①		x 0-0 F8 ③			x 0-0 FC5-4 1B		x 0-0 1B 1B		4	0	2	0	0	1	0
Felix Millan, R (1, 4) OBP: 0.335, SLG: 0.344	x 0-0 FC4-6 1B			x 0-0 5-3 ①		x 0-0 FC5-4 ② 1-2f		x 0-0 1-2 1B		4	0	2	0	0	0	1
John Milner, L (1, 7) OBP: 0.348, SLG: 0.435	x 0-0 FC4-6 ② 1-2f			B B B 4-0 G4-6-3 BB		x 0-0 F9 ③		x 0-0 F7 ②		3	0	0	0	1	0	4
Ed Kranepool, L (1, 3) OBP: 0.338, SLG: 0.401 Bob Apodaca, R (9, 1) OBP: 0.200, SLG: 0.214	x 0-0 1-3 ③			x 0-0 G4-6-3 ② ③ 1-2f			B B B 4-0 HR BB	x 0-0 F9 ③		3 0	1 0	0 0	0 0	1 0	0 0	4 0
Mike Vail, R (1, 9) OBP: 0.244, SLG: 0.275		x 0-0 6-3 ①			x 0-0 E6 FC1-6		S S S 0-3 K ①		x 0-0 6-3 ①	4	0	0	0	0	1	1
Jerry Grote, R (1, 2) OBP: 0.351, SLG: 0.357		x 0-0 4-3 ②			x 0-0 FC1-6 ① 1-2f		x 0-0 1-H HR		x 0-0 6-3 ②	4	1	1	2	0	0	1
Roy Staiger, R (1, 5) OBP: 0.303, SLG: 0.324 Dave Kingman, R (9, PH) OBP: 0.282, SLG: 0.534	S S S 0-3 K ③				x 0-0 F8 ②		x 0-0 F8 ②		B B B 4-0 BB	3 0	0 0	0 0	0 0	0 1	1 0	1 0
Bud Harrelson, S (1, 6) OBP: 0.329, SLG: 0.274 Mike Phillips, L (9, PH) OBP: 0.333, SLG: 0.383			S S S 0-3 K ①		x 0-0 G3 ③		x 0-0 L6 ③		S S S 0-3 K ③	3 1	0 0	0 0	0 0	0 0	1 1	1 1
Jerry Koosman, R (1, 1) OBP: 0.283, SLG: 0.293 Skip Lockwood, R (8, 1) OBP: 0.467, SLG: 0.500 Joe Torre, R (8, PH) OBP: 0.345, SLG: 0.396 (9, 3)			S S S 0-3 K ②			S S S 0-3 K ①		x 0-0 6-3 ①		2 0 1	0 0 0	0 0 0	0 0 0	0 0 0	2 0 0	0 0 0
Inning Stats	R: 0 E: 0 K: 1 S: 6 H: 1 LOB: 1 BB: 0 P: 6	R: 0 E: 0 K: 1 S: 5 H: 0 LOB: 0 BB: 0 P: 5	R: 0 E: 0 K: 2 S: 7 H: 0 LOB: 0 BB: 0 P: 7	R: 0 E: 0 K: 0 S: 2 H: 0 LOB: 0 BB: 1 P: 6	R: 0 E: 1 K: 0 S: 4 H: 0 LOB: 1 BB: 0 P: 4	R: 0 E: 0 K: 1 S: 6 H: 1 LOB: 1 BB: 0 P: 6	R: 2 E: 0 K: 1 S: 6 H: 1 LOB: 0 BB: 1 P: 10	R: 0 E: 0 K: 0 S: 5 H: 2 LOB: 2 BB: 0 P: 5	R: 0 E: 0 K: 1 S: 5 H: 0 LOB: 1 BB: 1 P: 9	1B: 4 2B: 0 3B: 0 HR: 1	SF: 0 SAC: 0 DP: 1 HBP: 0			WP: 0 PB: 0 SB: 0 CS: 0	PA: 35		

	AB	32
	R	2
	H	5
	RBI	2
	BB	3
	SO	7
	LOB	14

PITCHER	IP	WLS	BF	H	R	ER	SO	BB	IBB	HBP	BLK	WP	HR	S	P	ERA	WHIP
Don Sutton, R (1, 1) ERA: 3.72	9.0	W	35	5	2	2	7	3	0	0	0	0	1	46	58	2.00	0.889

PITCHER	IP	WLS	BF	H	R	ER	SO	BB	IBB	HBP	BLK	WP	HR	S	P	ERA	WHIP

Batter	1	2	3	4	5	6	7	8	9	AB	R	H	RBI	BB	SO	LOB
Davey Lopes, R (1, 4) OBP: 0.305, SLG: 0.311	B B B B 4-0 4-1 S BB		x 0-0 ① 5-3		x 0-0 ③ FC6-4 1-2f			x 0-0 ② 1-3		3	0	0	0	1	0	1
Bill Buckner, L (1, 7) OBP: 0.333, SLG: 0.390	x 0-0 ① L8 1-2		x 0-0 ② F5			B B B B 4-0 SH2-3 BB		S S S 0-3 ③ K		3	0	0	0	1	1	1
Bill Russell, R (1, 6) OBP: 0.325, SLG: 0.378	x 0-0 ② 4-1 2-3		x 0-0 ③ 2-3			x 0-0 ① SH2-3 1-2			x 0-0 ① 5-3	3	0	0	0	0	0	1
Steve Garvey, R (1, 3) OBP: 0.342, SLG: 0.424	x 0-0 ③ P1			x 0-0 ① 5-3		x 0-0 ② L7			S S S 0-3 ② K	4	0	0	0	0	1	2
Ron Cey, R (1, 5) OBP: 0.382, SLG: 0.478		x 0-0 2B 2B		x 0-0 ② 6-3		x 0-0 ③ F9			x 0-0 ③ P4	4	1	1	0	0	0	1
Lee Lacy, R (1, 8) OBP: 0.322, SLG: 0.367		x 0-0 ① F8		x 0-0 ③ 5-3			S S S 0-3 ① K			3	0	0	0	0	1	1
Dusty Baker Jr., R (1, 9) OBP: 0.303, SLG: 0.314		x 0-0 2-H 2B			x 0-0 ① 5-3		x 0-0 ② 5-3			3	0	1	1	0	0	0
Steve Yeager, R (1, 2) OBP: 0.290, SLG: 0.369		x 0-0 ② 5-3			S S S 0-3 ② K		x 0-0 ③ P4			3	0	0	0	0	1	1
Rick Rhoden, R (1, 1) OBP: 0.311, SLG: 0.400		x 0-0 ③ F9			x 0-0 FC6-4 1B			x 0-0 ① F7		3	0	1	0	0	0	1
Inning Stats	R: 0 H: 0 E: 0 LOB: 1 K: 0 BB: 1 S: 3 P: 7	R: 1 H: 2 E: 0 LOB: 1 K: 0 BB: 0 S: 5 P: 5	R: 0 H: 0 E: 0 LOB: 0 K: 0 BB: 0 S: 3 P: 3	R: 0 H: 0 E: 0 LOB: 0 K: 0 BB: 0 S: 3 P: 3	R: 0 H: 1 E: 0 LOB: 1 K: 1 BB: 0 S: 6 P: 6	R: 0 H: 0 E: 0 LOB: 1 K: 0 BB: 1 S: 3 P: 7	R: 0 H: 0 E: 0 LOB: 0 K: 1 BB: 0 S: 5 P: 5	R: 0 H: 0 E: 0 LOB: 0 K: 1 BB: 0 S: 5 P: 5	R: 0 H: 0 E: 0 LOB: 0 K: 1 BB: 0 S: 5 P: 5	1B: 1 SF: 0 2B: 2 SAC: 1 3B: 0 DP: 0 HR: 0 HBP: 0						

PITCHER		IP	WLS	BF	H	R	ER	SO	BB	IBB	HBP	BLK	WP	HR	S	P	ERA	WHIP
Jon Matlack, L ERA: 2.64	(1, 1)	9.0	W	32	3	1	1	4	2	0	0	0	0	0	38	46	1.00	0.556

PITCHER	IP	WLS	BF	H	R	ER	SO	BB	IBB	HBP	BLK	WP	HR	S	P	ERA	WHIP

TOP

Los Angeles Dodgers @ New York Mets

Shea Stadium, Flushing, NY

Sat Aug 28 1976, 3:33 AM EDT

Att. 21,770 - Unknown

livebaseballscorecards.com

AB	29
R	1
H	3
RBI	1
BB	2
SO	4
LOB	9

WP: 0 PA: 32
PB: 0
SB: 1
CS: 0

Batter	1	2	3	4	5	6	7	8	9	AB	R	H	RBI	BB	SO	LOB
Bruce Boisclair, L (1, 8) OBP: 0.330, SLG: 0.333	F8	FC6-4 1-2f			HR		6-3		IBB 1-2 1B	4	1	1	1	1	0	1
Felix Millan, R (1, 4) OBP: 0.338, SLG: 0.345	E6 1B BB		1B E 1B		BB		F9		1-2 2-3 3-H 1B	4	0	2	1	1	0	0
John Milner, L (1, 7) OBP: 0.347, SLG: 0.431	1B 1-2 BB		E4 1B 1-2		F9		4-3			3	0	0	0	1	0	2
Dave Kingman, R (1, 9) OBP: 0.282, SLG: 0.531	K		G4-6-3 1-2 2-3 1B		F7			F7		4	0	1	0	0	1	3
Ed Kranepool, L (1, 3) OBP: 0.337, SLG: 0.399	1-2 2-3 1B		P3		6-3			L8		4	0	1	0	0	0	4
Ron Hodges, L (1, 2) OBP: 0.363, SLG: 0.376	F9		G4-6-3 1-2f			F9		F8		4	0	0	0	0	0	6
Roy Staiger, R (1, 5) OBP: 0.297, SLG: 0.318 Leo Foster, R (9, PR) OBP: 0.286, SLG: 0.280		F9		6-3		F8			E6 1B SH1-4 1B	4 0	0 1	0 0	0 0	0 0	0 0	0 0
Mike Phillips, L (1, 6) OBP: 0.333, SLG: 0.382		K		3-1		1B			SH1-4 1-2	3	0	1	0	0	1	0
Jon Matlack, L (1, 1) OBP: 0.260, SLG: 0.200 Joe Torre, R (9, PH) OBP: 0.347, SLG: 0.398 Leon Brown, R (9, PR) OBP: 0.242, SLG: 0.266		FC6-4 BB		F9		K			1B IBB 2-3 1B	2 1 0	0 0 0	0 1 0	0 0 0	1 0 0	1 0 0	1 0 0
Inning Stats	R: 0 E: 1 K: 1 S: 7 H: 1 LOB: 3 BB: 1 P: 11	R: 0 E: 0 K: 1 S: 5 H: 0 LOB: 1 BB: 1 P: 9	R: 0 E: 1 K: 0 S: 5 H: 2 LOB: 2 BB: 0 P: 5	R: 0 E: 0 K: 0 S: 3 H: 0 LOB: 0 BB: 0 P: 3	R: 1 E: 0 K: 0 S: 4 H: 1 LOB: 1 BB: 1 P: 8	R: 0 E: 0 K: 1 S: 6 H: 1 LOB: 1 BB: 0 P: 6	R: 0 E: 0 K: 0 S: 3 H: 0 LOB: 0 BB: 0 P: 3	R: 0 E: 0 K: 0 S: 3 H: 0 LOB: 0 BB: 0 P: 3	R: 1 E: 1 K: 0 S: 4 H: 2 LOB: 3 BB: 1 P: 8	1B: 6 2B: 0 3B: 0 HR: 1	SF: 0 SAC: 1 DP: 1 HBP: 0						

PITCHER	IP	WLS	BF	H	R	ER	SO	BB	IBB	HBP	BLK	WP	HR	S	P	ERA	WHIP
Rick Rhoden, R (1, 1) ERA: 2.98	8.1	L	38	7	2	1	3	3	1	0	0	0	1	40	56	1.08	1.200

PITCHER	IP	WLS	BF	H	R	ER	SO	BB	IBB	HBP	BLK	WP	HR	S	P	ERA	WHIP

BOTTOM

Los Angeles Dodgers @ New York Mets

Shea Stadium, Flushing, NY

Sat Aug 28 1976, 3:33 AM EDT

Att. 21,770 - Unknown

livebaseballscorecards.com

AB	33
R	2
H	7
RBI	2
BB	4
SO	3
LOB	17

PA: 38

Batter	1	2	3	4	5	6	7	8	9	AB	R	H	RBI	BB	SO	LOB
Davey Lopes, R (1, 4) OBP: 0.307, SLG: 0.313	HR 1B	1B			F9		K			4	1	2	0	0	1	0
Bill Buckner, L (1, 7) OBP: 0.330, SLG: 0.387	K	F9			3-1		6-3			4	0	0	0	0	1	2
Reggie Smith, S (1, 9) OBP: 0.304, SLG: 0.442	HR		F9		2B BB			L4		3	1	1	2	1	0	0
Steve Garvey, R (1, 3) OBP: 0.344, SLG: 0.429	F2		6-3 2B		1-3 2B			K		4	0	2	0	0	1	0
Ron Cey, R (1, 5) OBP: 0.383, SLG: 0.477	1B		6-3 2-3		K			BB		3	0	1	0	1	1	3
Jim Lyttle, L (1, 8) OBP: 0.355, SLG: 0.384	1-3 1B		4-3			E4 G5-4-3		K		4	0	1	0	0	1	2
Bill Russell, R (1, 6) OBP: 0.322, SLG: 0.374	F8			K		G5-4-3 1-2f			F9	4	0	0	0	0	1	3
Steve Yeager, R (1, 2) OBP: 0.287, SLG: 0.365		K		F8		F8			K	4	0	0	0	0	2	0
Tommy John, R (1, 1) OBP: 0.127, SLG: 0.113		4-3		5-3			F7		6-3	4	0	0	0	0	0	0
Inning Stats	R: 2 E: 0 K: 1 S: 9 H: 4 LOB: 2 BB: 0 P: 9	R: 0 E: 0 K: 1 S: 6 H: 1 LOB: 1 BB: 0 P: 6	R: 0 E: 0 K: 0 S: 4 H: 1 LOB: 1 BB: 0 P: 4	R: 0 E: 0 K: 1 S: 5 H: 0 LOB: 0 BB: 0 P: 5	R: 0 E: 0 K: 1 S: 6 H: 1 LOB: 2 BB: 1 P: 10	R: 0 E: 1 K: 0 S: 3 H: 0 LOB: 0 BB: 0 P: 3	R: 0 E: 0 K: 1 S: 5 H: 0 LOB: 0 BB: 0 P: 5	R: 0 E: 0 K: 2 S: 7 H: 0 LOB: 1 BB: 1 P: 11	R: 0 E: 0 K: 1 S: 5 H: 0 LOB: 0 BB: 0 P: 5	1B: 4 2B: 2 3B: 0 HR: 1 SF: 0 SAC: 0 DP: 1 HBP: 0							

PITCHER		IP	WLS	BF	H	R	ER	SO	BB	IBB	HBP	BLK	WP	HR	S	P	ERA	WHIP
Tom Seaver, R ERA: 2.5	(1, 1)	8.0	L	33	7	2	2	7	2	0	0	0	0	1	45	53	2.25	1.125
Skip Lockwood, R ERA: 2.91	(9, 1)	1.0		3	0	0	0	1	0	0	0	0	0	0	5	5	0.00	0.000

PITCHER	IP	WLS	BF	H	R	ER	SO	BB	IBB	HBP	BLK	WP	HR	S	P	ERA	WHIP

TOP

Los Angeles Dodgers @ New York Mets

Shea Stadium, Flushing, NY

Sun Aug 29 1976, 3:33 AM EDT

Att. 23,260 - Unknown

livebaseballscorecards.com

AB	34
R	2
H	7
RBI	2
BB	2
SO	8
LOB	10

1B: 4	SF: 0	WP: 0	PA: 36
2B: 2	SAC: 0	PB: 0	
3B: 0	DP: 1	SB: 1	
HR: 1	HBP: 0	CS: 0	

Batter	1	2	3	4	5	6	7	8	9	AB	R	H	RBI	BB	SO	LOB
Leon Brown, R (1, 8) OBP: 0.243, SLG: 0.265	L1		G4-6-3 1-2f			1B 1B 1B		5-3		4	1	1	0	0	0	1
Felix Millan, R (1, 4) OBP: 0.337, SLG: 0.344	E5 FC4-6			E5 1B		1-3 1B		5-3		4	0	1	0	0	0	0
John Milner, L (1, 7) OBP: 0.349, SLG: 0.432	FC4-6 1-2f			1-3 G4-6-3 1B		1-2 3-H 1B			S S S K	4	0	2	1	0	1	1
Dave Kingman, R (1, 9) OBP: 0.279, SLG: 0.526	S S S K			P7		S S S K			F8	4	0	0	0	0	2	5
Joe Torre, R (1, 3) OBP: 0.346, SLG: 0.396 Pepe Mangual, R (9, PR) OBP: 0.359, SLG: 0.321		S S S K		G4-6-3 1-2f		1-3			BB 1B	4 0	0 0	1 0	0 0	0 0	1 0	4 0
Roy Staiger, R (1, 5) OBP: 0.297, SLG: 0.313		F9			5-3		L5		B B B B FC6-4 1-2 BB	3	0	0	0	1	0	0
Leo Foster, R (1, 6) OBP: 0.250, SLG: 0.241		L6			5-3		5-3		FC6-4 1-2f	4	0	0	0	0	0	2
Ron Hodges, L (1, 2) OBP: 0.357, SLG: 0.368			1-3		4-3		F7			3	0	0	0	0	0	0
Tom Seaver, R (1, 1) OBP: 0.203, SLG: 0.106 Mike Vail, R (8, PH) OBP: 0.242, SLG: 0.273 Skip Lockwood, R (9, 1) OBP: 0.467, SLG: 0.500			G4-6-3 1B			F9		5-3		2 1 0	0 0 0	1 0 0	0 0 0	0 0 0	0 0 0	0 0 0
Inning Stats	R: 0 E: 1 K: 1 S: 6 H: 0 LOB: 1 BB: 0 P: 6	R: 0 E: 0 K: 1 S: 5 H: 0 LOB: 0 BB: 0 P: 5	R: 0 E: 0 K: 0 S: 3 H: 1 LOB: 0 BB: 0 P: 3	R: 0 E: 1 K: 0 S: 4 H: 1 LOB: 1 BB: 0 P: 4	R: 0 E: 0 K: 0 S: 3 H: 0 LOB: 0 BB: 0 P: 3	R: 1 E: 0 K: 1 S: 8 H: 3 LOB: 2 BB: 0 P: 8	R: 0 E: 0 K: 0 S: 3 H: 0 LOB: 0 BB: 0 P: 3	R: 0 E: 0 K: 0 S: 3 H: 0 LOB: 0 BB: 0 P: 3	R: 0 E: 0 K: 1 S: 6 H: 1 LOB: 2 BB: 1 P: 10	1B: 6 2B: 0 3B: 0 HR: 0 SF: 0 SAC: 0 DP: 2 HBP: 0						

PITCHER	IP	WLS	BF	H	R	ER	SO	BB	IBB	HBP	BLK	WP	HR	S	P	ERA	WHIP
Tommy John, L (1, 1) ERA: 3.07	9.0	W	34	6	1	1	4	1	0	0	0	0	0	41	45	1.00	0.778

PITCHER	IP	WLS	BF	H	R	ER	SO	BB	IBB	HBP	BLK	WP	HR	S	P	ERA	WHIP

BOTTOM

Los Angeles Dodgers @ New York Mets

Shea Stadium, Flushing, NY

Sun Aug 29 1976, 3:33 AM EDT

Att. 23,260 - Unknown

livebaseballscorecards.com

AB	33
R	1
H	6
RBI	1
BB	1
SO	4
LOB	13

PA: 34

WP: 0
PB: 0
SB: 0
CS: 0

Batter	1	2	3	4	5	6	7	8	9	AB	R	H	RBI	BB	SO	LOB
Larry Herndon, R (1, 8) OBP: 0.335, SLG: 0.362	BBBB 4-0 G6-4-3 1B 1B BB		x 0-0 ① 6-3		x 0-0 ③ 5-3		BBB 4-0 BB			2	1	0	0	2	0	0
Marty Perez, R (1, 4) OBP: 0.314, SLG: 0.319	x 0-0 G6-4-3 1-2 1B		x 0-0 ② F8			x 0-0 ① 4-3	x 0-0 ③ F8			4	0	1	0	0	0	2
Gary Matthews, R (1, 7) OBP: 0.367, SLG: 0.444	x 0-0 ①② G6-4-3 1-2f 2-3		x 0-0 ③ F8			x 0-0 HR		x 0-0 ① L7		4	1	1	1	0	0	2
Ken Reitz, R (1, 5) OBP: 0.312, SLG: 0.350	x 0-0 3-H 1B			x 0-0 1B		x 0-0 1B 1B		x 0-0 ② F2		4	0	3	1	0	0	0
Gary Thomasson, L (1, 9) OBP: 0.309, SLG: 0.413	SSS 0-3 ③ K			SSS 0-3 ① K		x 0-0 ② 1-3 1B		x 0-0 ③ F8		4	0	1	0	0	2	2
Chris Speier, R (1, 6) OBP: 0.306, SLG: 0.280		x 0-0 1B		SSS 0-3 ② K		x 0-0 ③ F8			x 0-0 ① F9	4	0	1	0	0	1	2
Chris Arnold, R (1, 3) OBP: 0.266, SLG: 0.254 Darrell Evans, L (8, 3) OBP: 0.320, SLG: 0.317		x 0-0 ① F9		x 0-0 ③ L6			x 0-0 ① 5-3		x 0-0 ② P5	3 1	0 0	0 0	0 0	0 0	0 0	2 0
Mike Sadek, R (1, 2) OBP: 0.312, SLG: 0.244		SSS 0-3 ② K			x 0-0 ① P3		x 0-0 SH1-4 1B		x 0-0 ③ F9	4	0	1	0	0	1	1
Ed Halicki, R (1, 1) OBP: 0.269, SLG: 0.191 Gary Lavelle, S (8, 1) OBP: 0.125, SLG: 0.125		x 0-0 ③ F7			SSS 0-3 ② K		x 0-0 ② SH1-4 1-2			2 0	0 0	0 0	0 0	0 0	1 0	1 0
Inning Stats	R: 1 E: 0 K: 1 S: 6 H: 2 LOB: 1 BB: 1 P: 10	R: 0 E: 0 K: 1 S: 6 H: 1 LOB: 1 BB: 0 P: 6	R: 0 E: 0 K: 0 S: 3 H: 0 LOB: 0 BB: 0 P: 3	R: 0 E: 0 K: 2 S: 8 H: 1 LOB: 1 BB: 0 P: 8	R: 0 E: 0 K: 1 S: 5 H: 0 LOB: 0 BB: 0 P: 5	R: 1 E: 0 K: 0 S: 5 H: 3 LOB: 1 BB: 0 P: 5	R: 0 E: 0 K: 0 S: 4 H: 1 LOB: 2 BB: 1 P: 8	R: 0 E: 0 K: 0 S: 3 H: 0 LOB: 0 BB: 0 P: 3	R: 0 E: 0 K: 0 S: 3 H: 0 LOB: 0 BB: 0 P: 3	1B: 7 2B: 0 3B: 0 HR: 1 SF: 0 SAC: 1 DP: 1 HBP: 0				WP: 0 PB: 0 SB: 0 CS: 0		PA: 35

PITCHER		IP	WLS	BF	H	R	ER	SO	BB	IBB	HBP	BLK	WP	HR	S	P	ERA	WHIP
Mickey Lolich, L ERA: 2.95	(1, 1)	7.0		29	8	2	2	5	2	0	0	0	0	1	37	45	2.57	1.429
Skip Lockwood, R ERA: 2.83	(8, 1)	2.0	W	6	0	0	0	0	0	0	0	0	0	0	6	6	0.00	0.000

PITCHER	IP	WLS	BF	H	R	ER	SO	BB	IBB	HBP	BLK	WP	HR	S	P	ERA	WHIP

TOP

San Francisco Giants @ New York Mets

Shea Stadium, Flushing, NY

Tue Aug 31 1976, 7:05 PM EDT

Att. 14,788 - Unknown

livebaseballscorecards.com

AB	32
R	2
H	8
RBI	2
BB	2
SO	5
LOB	12

Batter	1	2	3	4	5	6	7	8	9	AB	R	H	RBI	BB	SO	LOB
Bruce Boisclair, L (1, 8) OBP: 0.332, SLG: 0.349	1B 3B		1-3 2B		K		E4 G5-4-3 1-2 2-H	K 1-2		5	1	2	0	0	2	3
Felix Millan, R (1, 4) OBP: 0.334, SLG: 0.341 Skip Lockwood, R (8, 1) OBP: 0.467, SLG: 0.500	L6		6-3		F7		G5-4-3 1-2f			4 0	0 0	0 0	0 0	0 0	0 0	5 0
John Milner, L (1, 7) (9, 3) OBP: 0.353, SLG: 0.438	3-H 1B		G5-4-3 1B			2B		F9		4	0	3	1	0	0	0
Dave Kingman, R (1, 9) OBP: 0.279, SLG: 0.523	F8		G5-4-3 1-2f			K		1B 1B		4	0	1	0	0	1	5
Ed Kranepool, L (1, 3) OBP: 0.336, SLG: 0.397 Pepe Mangual, R (8, PR) OBP: 0.359, SLG: 0.321 (9, 7)	6-3			K		F7		1-3 1B 1B		4 0	0 1	1 0	0 0	0 0	1 0	2 0
Ron Hodges, L (1, 2) OBP: 0.354, SLG: 0.361		K		5-3		P4		1B E IBB		3	1	0	0	1	1	1
Roy Staiger, R (1, 5) OBP: 0.300, SLG: 0.317		G3		E5 S			SH3-4 E 1B	E 1B 1B 1-2 2-H		4	2	2	1	0	0	0
Bud Harrelson, S (1, 6) OBP: 0.329, SLG: 0.274		F5		L7 1-2			SH3-4 1-2	E7 1-3 2-H 1B 1B		3	1	1	1	0	0	1
Mickey Lolich, S (1, 1) OBP: 0.231, SLG: 0.149 Joe Torre, R (7, PH) OBP: 0.348, SLG: 0.396 Leo Foster, R (7, PR) OBP: 0.273, SLG: 0.267 (8, 4)			2B 1B		F9		BBBB E BB	S 2-H 3-H 1B		2 0 1	0 0 0	1 0 1	0 0 2	0 1 0	0 0 0	0 0 0
Inning Stats	R: 1 E: 0 K: 0 S: 5 H: 2 LOB: 1 BB: 0 P: 5	R: 0 E: 0 K: 1 S: 5 H: 0 LOB: 0 BB: 0 P: 5	R: 0 E: 0 K: 0 S: 5 H: 3 LOB: 2 BB: 0 P: 5	R: 0 E: 1 K: 1 S: 6 H: 0 LOB: 1 BB: 0 P: 6	R: 0 E: 0 K: 1 S: 5 H: 0 LOB: 0 BB: 0 P: 5	R: 0 E: 0 K: 1 S: 6 H: 1 LOB: 1 BB: 0 P: 6	R: 1 E: 1 K: 0 S: 4 H: 1 LOB: 2 BB: 1 P: 8	R: 4 E: 1 K: 1 S: 9 H: 5 LOB: 1 BB: 1 P: 13		1B: 9 2B: 2 3B: 1 HR: 0 SF: 0 SAC: 1 DP: 2 HBP: 0						

PITCHER		IP	WLS	BF	H	R	ER	SO	BB	IBB	HBP	BLK	WP	HR	S	P	ERA	WHIP
Ed Halicki, R ERA: 3.87	(1, 1)	7.2	L	34	10	5	4	4	1	1	0	0	0	0	40	48	4.70	1.435
Gary Lavelle, L ERA: 2.75	(8, 1)	0.1		3	2	1	0	1	0	0	0	0	0	0	5	5	0.00	6.000

PITCHER	IP	WLS	BF	H	R	ER	SO	BB	IBB	HBP	BLK	WP	HR	S	P	ERA	WHIP

BOTTOM

San Francisco Giants @ New York Mets

Shea Stadium, Flushing, NY

Tue Aug 31 1976, 7:05 PM EDT

Att. 14,788 - Unknown

livebaseballscorecards.com

AB	34
R	6
H	12
RBI	5
BB	2
SO	5
LOB	17

PA: 37

WP: 0
PB: 0
SB: 2
CS: 0

Batter	1	2	3	4	5	6	7	8	9	AB	R	H	RBI	BB	SO	LOB
Larry Herndon, R (1, 8) OBP: 0.337, SLG: 0.362	B B B B 4-0 FC3-6 BB		x 0-0 ② CS 1B 1-3			x 0-0 ③ F8			x 0-0 ③ F8	3	0	1	0	1	0	0
Marty Perez, R (1, 4) OBP: 0.314, SLG: 0.319	S S S 0-3 ① K		0-0 ③ CS 1-2	x 0-0 CS 1B			x 0-0 ① 6-3			3	0	1	0	0	1	1
Gary Matthews, R (1, 7) OBP: 0.365, SLG: 0.441	S S S 0-3 ② K			S S S 0-3 ① ② K 1-2			x 0-0 ② 1-3			3	0	0	0	0	2	2
Bobby Murcer, L (1, 9) OBP: 0.350, SLG: 0.411	x 0-0 ③ FC3-6 1-2f			x 0-0 ③ G3			x 0-0 ③ 5-3			3	0	0	0	0	0	1
Ken Reitz, R (1, 5) OBP: 0.310, SLG: 0.348		S S S 0-3 ① K			x 0-0 ① F9			S S S 0-3 ① K		3	0	0	0	0	2	0
Chris Speier, R (1, 6) OBP: 0.304, SLG: 0.278		x 0-0 ② 6-3			x 0-0 ② P5			x 0-0 ② 1-3		3	0	0	0	0	0	0
Gary Thomasson, L (1, 3) OBP: 0.305, SLG: 0.407		x 0-0 ③ F8			x 0-0 ③ 4-3			x 0-0 ③ P6		3	0	0	0	0	0	0
Mike Sadek, R (1, 2) OBP: 0.302, SLG: 0.235			x 0-0 ① F8			x 0-0 ① 5-3			x 0-0 ① F8	3	0	0	0	0	0	0
John Montefusco, R (1, 1) OBP: 0.183, SLG: 0.138 Chris Arnold, R (9, PH) OBP: 0.262, SLG: 0.250			x 0-0 1B 1B			S S S 0-3 ② K			x 0-0 ② F8	2 1	0 0	1 0	0 0	0 0	1 0	0 0
Inning Stats	R: 0 H: 0 E: 0 LOB: 1 K: 2 BB: 1 S: 7 P: 11	R: 0 H: 0 E: 0 LOB: 0 K: 1 BB: 0 S: 5 P: 5	R: 0 H: 2 E: 0 LOB: 0 K: 0 BB: 0 S: 3 P: 3	R: 0 H: 1 E: 0 LOB: 0 K: 1 BB: 0 S: 5 P: 5	R: 0 H: 0 E: 0 LOB: 0 K: 0 BB: 0 S: 3 P: 3	R: 0 H: 0 E: 0 LOB: 0 K: 1 BB: 0 S: 5 P: 5	R: 0 H: 0 E: 0 LOB: 0 K: 0 BB: 0 S: 3 P: 3	R: 0 H: 0 E: 0 LOB: 0 K: 1 BB: 0 S: 5 P: 5	R: 0 H: 0 E: 0 LOB: 0 K: 0 BB: 0 S: 3 P: 3	1B: 3 SF: 0 2B: 1 SAC: 0 3B: 0 DP: 1 HR: 0 HBP: 0						

PITCHER	IP	WLS	BF	H	R	ER	SO	BB	IBB	HBP	BLK	WP	HR	S	P	ERA	WHIP
Jerry Koosman, L (1, 1) ERA: 2.91	9.0	W	28	3	0	0	6	1	0	0	0	0	0	39	43	0.00	0.444

PITCHER	IP	WLS	BF	H	R	ER	SO	BB	IBB	HBP	BLK	WP	HR	S	P	ERA	WHIP

TOP

San Francisco Giants @ New York Mets

Shea Stadium, Flushing, NY

Wed Sep 01 1976, 7:05 PM EDT

Att. 14,455 - Unknown

livebaseballscorecards.com

AB	27
R	0
H	3
RBI	0
BB	1
SO	6
LOB	4

PA: 29

WP: 0
PB: 0
SB: 0
CS: 2

Batter	1	2	3	4	5	6	7	8	9	AB	R	H	RBI	BB	SO	LOB
Bruce Boisclair, L (1, 8) OBP: 0.331, SLG: 0.347	K		1B		G3		G3			4	0	1	0	0	1	1
Felix Millan, R (1, 4) OBP: 0.335, SLG: 0.345	5-3		BB		6-3			2B		4	1	2	0	0	0	0
John Milner, L (1, 7) OBP: 0.354, SLG: 0.440	4-3		FC4-6 BB		F7			2B		3	0	1	1	1	0	0
Dave Kingman, R (1, 9) OBP: 0.276, SLG: 0.517		K	P3			K		K		4	0	0	0	0	3	3
Ed Kranepool, L (1, 3) OBP: 0.338, SLG: 0.397		HBP 1B	FC4-6			6-3		G6-4-3 IBB		3	0	1	0	1	0	2
Roy Staiger, R (1, 5) OBP: 0.295, SLG: 0.311		L9		F8		K		G6-4-3		4	0	0	0	0	1	3
John Stearns, R (1, 2) OBP: 0.111, SLG: 0.111		HBP 1B		F7			6-3			3	0	1	0	0	0	0
Bud Harrelson, S (1, 6) OBP: 0.335, SLG: 0.277		FC6-4 HBP		BB			1B			1	0	1	0	1	0	0
Jerry Koosman, R (1, 1) OBP: 0.270, SLG: 0.279		FC6-4		K			K			3	0	0	0	0	2	5
Inning Stats	R: 0 H: 0 E: 0 LOB: 0 K: 1 BB: 0 S: 5 P: 5	R: 0 H: 2 E: 0 LOB: 3 K: 1 BB: 0 S: 7 P: 8	R: 0 H: 2 E: 0 LOB: 2 K: 0 BB: 1 S: 4 P: 8	R: 0 H: 0 E: 0 LOB: 1 K: 1 BB: 1 S: 5 P: 9	R: 0 H: 0 E: 0 LOB: 0 K: 0 BB: 0 S: 3 P: 3	R: 0 H: 0 E: 0 LOB: 0 K: 2 BB: 0 S: 7 P: 7	R: 0 H: 1 E: 0 LOB: 1 K: 1 BB: 0 S: 6 P: 6	R: 1 H: 2 E: 0 LOB: 1 K: 1 BB: 1 S: 6 P: 10		1B: 5 SF: 0 2B: 2 SAC: 0 3B: 0 DP: 1 HR: 0 HBP: 1						

PITCHER	IP	WLS	BF	H	R	ER	SO	BB	IBB	HBP	BLK	WP	HR	S	P	ERA	WHIP
John Montefusco, R (1, 1) ERA: 3.05	8.0	L	33	7	1	1	7	2	1	1	0	0	0	43	56	1.12	1.125

PITCHER	IP	WLS	BF	H	R	ER	SO	BB	IBB	HBP	BLK	WP	HR	S	P	ERA	WHIP

BOTTOM

San Francisco Giants @ New York Mets

Shea Stadium, Flushing, NY

Wed Sep 01 1976, 7:05 PM EDT

Att. 14,455 - Unknown

livebaseballscorecards.com

AB	29
R	1
H	7
RBI	1
BB	3
SO	7
LOB	14

1B: 5	SF: 0	WP: 0	PA: 33
2B: 2	SAC: 0	PB: 0	
3B: 0	DP: 1	SB: 0	
HR: 0	HBP: 1	CS: 1	

Batter	1	2	3	4	5	6	7	8	9	AB	R	H	RBI	BB	SO	LOB
Larry Herndon, R (1, 8) OBP: 0.338, SLG: 0.360	6-3		1B BB 1B	SH4-3 2-3		2B BB		4-3	4-3	4	2	1	0	1	0	1
Marty Perez, R (1, 4) OBP: 0.323, SLG: 0.331	1B FC6-4 BB		BB 1-3 SF8 1B	HR 3-H BB		1-H 1B 2B		F9 2B		3	4	3	1	2	0	0
Gary Matthews, R (1, 7) OBP: 0.365, SLG: 0.439	FC6-4 1-3 1B		BB 1B BB	K		5-3		F9 2-3		4	1	1	0	1	1	3
Bobby Murcer, L (1, 9) OBP: 0.354, SLG: 0.419	FC6-4 1B 1-2f 3-H		1B 1-2 2-3 3-H BB	1-H HR		2-H 1B		BB		3	1	2	5	2	0	1
Ken Reitz, R (1, 5) OBP: 0.309, SLG: 0.347	1-3 1B		SF8 3-H	K		4-3		L7		4	0	1	1	0	1	3
Gary Thomasson, L (1, 3) OBP: 0.304, SLG: 0.404 Darrell Evans, L (9, PH) OBP: 0.322, SLG: 0.319 (9, 3)	5-3		1-3 2-H 1B		6-3		K		1-3 1B 1B	4 1	0 1	1 1	1 1	0 0	1 0	2 0
Johnnie LeMaster, R (1, 6) OBP: 0.203, SLG: 0.236		4-3	K		K		F4		1-3 1-2	5	0	0	0	0	2	3
Mike Sadek, R (1, 2) OBP: 0.307, SLG: 0.236		5-3	5-3		F8		BB		2-H 1B	4	0	1	1	1	0	2
John D'Acquisto, R (1, 1) OBP: 0.296, SLG: 0.308 Charlie Williams, R (3, 1) OBP: 0.250, SLG: 0.143 Mike Caldwell, R (3, 1) OBP: 0.158, SLG: 0.211 Randy Moffitt, R (8, 1) OBP: 0.167, SLG: 0.167		K	SH4-3 WP 2B		6-3		F7		5-3	1 0 3 1	0 0 1 0	0 0 1 0	0 0 0 0	0 0 0 0	1 0 0 0	0 0 1 1
Inning Stats	R: 1 H: 2 E: 0 LOB: 2 K: 0 BB: 1 S: 5 P: 9	R: 0 H: 0 E: 0 LOB: 0 K: 1 BB: 0 S: 5 P: 5	R: 3 H: 3 E: 0 LOB: 2 K: 1 BB: 2 S: 8 P: 16	R: 3 H: 2 E: 0 LOB: 0 K: 2 BB: 1 S: 9 P: 13	R: 0 H: 0 E: 0 LOB: 0 K: 1 BB: 0 S: 5 P: 5	R: 2 H: 2 E: 0 LOB: 1 K: 0 BB: 1 S: 5 P: 9	R: 0 H: 0 E: 0 LOB: 1 K: 1 BB: 1 S: 5 P: 9	R: 0 H: 1 E: 0 LOB: 2 K: 0 BB: 1 S: 4 P: 8	R: 1 H: 2 E: 0 LOB: 1 K: 0 BB: 0 S: 5 P: 5	1B: 8 SF: 1 2B: 3 SAC: 1 3B: 0 DP: 0 HR: 1 HBP: 0						WP: 1 PA: 46 PB: 0 SB: 0 CS: 0

TOP

San Francisco Giants @ New York Mets

Shea Stadium, Flushing, NY

Thu Sep 02 1976, 3:33 AM EDT

Att. 8,007 - Unknown

livebaseballscorecards.com

AB	37
R	10
H	12
RBI	9
BB	7
SO	6
LOB	17

PITCHER	IP	WLS	BF	H	R	ER	SO	BB	IBB	HBP	BLK	WP	HR	S	P	ERA	WHIP
Jon Matlack, L (1, 1) ERA: 2.86	3.1	L	20	6	6	6	2	4	0	0	0	1	0	20	36	16.20	3.000
Nino Espinosa, R (4, 1) ERA: 3.81	1.2		6	1	1	1	3	0	0	0	0	0	1	12	12	5.40	0.600
Ken Sanders, R (6, 1) ERA: 2.8	2.0		10	2	2	2	1	2	0	0	0	0	0	10	18	9.00	2.000
Bob Myrick, L (8, 1) ERA: 3.43	1.0		5	1	0	0	0	1	0	0	0	0	0	4	8	0.00	2.000
Bob Apodaca, R (9, 1) ERA: 3.01	1.0		5	2	1	1	0	0	0	0	0	0	0	5	5	9.00	2.000

PITCHER	IP	WLS	BF	H	R	ER	SO	BB	IBB	HBP	BLK	WP	HR	S	P	ERA	WHIP

BOTTOM

San Francisco Giants @ New York Mets

Shea Stadium, Flushing, NY

Thu Sep 02 1976, 3:33 AM EDT

Att. 8,007 - Unknown

livebaseballscorecards.com

Batter	1	2	3	4	5	6	7	8	9	AB	R	H	RBI	BB	SO	LOB
Bruce Boisclair, L (1, 8) OBP: 0.332, SLG: 0.345	0-0 WP BB 1B	4-0 1-2 2-3 1B BB	0-3 K			0-0 G3		0-3 K		4	1	1	0	1	2	5
Felix Millan, R (1, 4) OBP: 0.336, SLG: 0.344	4-0 1-2 WP BB	0-0 1-2 2-3 3-H 1B		0-0 6-3		0-0 F9		0-0 1-2f 2-3 FC6-4 1B 2B		4	1	1	1	1	0	2
John Milner, L (1, 7) (8, 3) OBP: 0.354, SLG: 0.438	4-0 1-3 2-H CS BB	0-0 L3		0-3 K		0-0 4-3		0-0 1-2 3-H 2B 1B		4	1	1	1	1	1	3
Dave Kingman, R (1, 9) OBP: 0.274, SLG: 0.513 Pepe Mangual, R (5, 9) OBP: 0.359, SLG: 0.326	0-0 1-2 5-3		0-3 K	0-3 K			0-0 4-3	0-0 1-H 2-H 2B		3 2	0 0	0 1	0 2	0 0	2 0	2 0
Ed Kranepool, L (1, 3) OBP: 0.337, SLG: 0.395 Bob Myrick, R (8, 1) Mike Phillips, L (8, PH) OBP: 0.332, SLG: 0.380 Bob Apodaca, R (9, 1) OBP: 0.200, SLG: 0.214	0-0 6-3		0-0 BB FC3-2 1B		0-0 G3		0-0 P4	0-0 F9		4 0 1 0	0 0 0 0	1 0 0 0	0 0 0 0	0 0 0 0	0 0 0 0	1 0 1 0
Roy Staiger, R (1, 5) OBP: 0.297, SLG: 0.313		0-0 P4	0-0 FC3-2 BB 1-2 BB 1B		0-0 BB 1B		0-0 L4		0-0 P6	5	1	2	0	0	0	0
John Stearns, R (1, 2) OBP: 0.217, SLG: 0.190		0-0 F8	4-0 BB FC3-2 1-2 2-3 BB		4-0 FC6-4 1-2 BB			0-0 1B WP 2B	0-0 F7	3	1	1	0	2	0	0
Bud Harrelson, S (1, 6) OBP: 0.336, SLG: 0.277		4-0 BB E 1B BB	0-0 FC3-2 BB 1-2 2-3 3-Hf		0-3 K			0-0 FC6-4 WP 2-3 1B 1B	0-0 F8	4	2	1	0	1	1	5
Jon Matlack, L (1, 1) OBP: 0.266, SLG: 0.197 Nino Espinosa, R (4, 1) Joe Torre, R (5, PH) OBP: 0.347, SLG: 0.394 Ken Sanders, R (6, 1) Leon Brown, R (8, 7) OBP: 0.254, SLG: 0.265		0-0 E6 1B BB 1-2	4-0 1-2 2-3 3-H BB		0-0 FC6-4 1-2f			4-0 FC6-4 1-2 3-H BB		1 0 1 0 0	0 0 0 0 0	0 0 0 0 0	1 0 0 0 1	1 0 0 0 0	0 0 0 0 0	1 0 2 0 0
Inning Stats	R: 1 E: 0 K: 0 S: 3 H: 1 LOB: 1 BB: 2 P: 11	R: 1 E: 1 K: 0 S: 5 H: 1 LOB: 3 BB: 2 P: 13	R: 1 E: 0 K: 2 S: 9 H: 2 LOB: 3 BB: 2 P: 17	R: 0 E: 0 K: 2 S: 7 H: 0 LOB: 0 BB: 0 P: 7	R: 0 E: 0 K: 1 S: 6 H: 1 LOB: 2 BB: 1 P: 10	R: 0 E: 0 K: 0 S: 3 H: 0 LOB: 0 BB: 0 P: 3	R: 0 E: 0 K: 0 S: 3 H: 0 LOB: 0 BB: 0 P: 3	R: 4 E: 0 K: 1 S: 9 H: 4 LOB: 1 BB: 1 P: 13	R: 0 E: 0 K: 0 S: 3 H: 0 LOB: 0 BB: 0 P: 3	1B: 7 2B: 2 3B: 0 HR: 0		SF: 0 SAC: 0 DP: 0 HBP: 0		WP: 3 PB: 0 SB: 0 CS: 1		PA: 44

	AB	36
	R	7
	H	9
	RBI	5
	BB	8
	SO	6
	LOB	22

PITCHER		IP	WLS	BF	H	R	ER	SO	BB	IBB	HBP	BLK	WP	HR	S	P	ERA	WHIP
John D'Acquisto, R ERA: 5.06	(1, 1)	2.0		12	2	2	1	0	4	0	0	0	1	0	8	24	4.50	3.000
Charlie Williams, R ERA: 3.04	(3, 1)	0.2		6	2	1	1	1	2	0	0	0	0	0	6	14	13.50	6.000
Mike Caldwell, L ERA: 5.2	(3, 1)	5.0	W	21	4	4	4	5	2	0	0	0	1	0	29	37	7.20	1.200
Randy Moffitt, R ERA: 2.43	(8, 1)	1.1	S	5	1	0	0	0	0	0	0	0	0	0	5	5	0.00	0.750

PITCHER	IP	WLS	BF	H	R	ER	SO	BB	IBB	HBP	BLK	WP	HR	S	P	ERA	WHIP

Batter	1	2	3	4	5	6	7	8	9	AB	R	H	RBI	BB	SO	LOB
Dave Cash, R (1, 4) OBP: 0.333, SLG: 0.348	4-3 1B 1B		WP SH2-3 1B		1-3			1-3		4	0	2	0	0	0	0
Larry Bowa, S (1, 6) OBP: 0.286, SLG: 0.296	K		SH2-3 1-2			4-3		P6		3	0	0	0	0	1	1
Garry Maddox, R (1, 8) OBP: 0.375, SLG: 0.460	4-3 1-2 1B		P3			F8		P4		4	0	1	0	0	0	1
Greg Luzinski, R (1, 7) OBP: 0.367, SLG: 0.500	4-3 1-2 2-3		K 2-3			5-3			K	4	0	0	0	0	2	3
Jay Johnstone, L (1, 9) OBP: 0.394, SLG: 0.489	IBB			G3			F9 BB 1B		P4	3	0	1	0	1	0	0
Mike Schmidt, R (1, 5) OBP: 0.380, SLG: 0.533	K			FC6-4 BB			K		K	3	0	0	0	1	3	4
Tim McCarver, L (1, 2) OBP: 0.406, SLG: 0.394		F2		FC6-4 1-2f CS			4-0 1-2 BB			2	0	0	0	1	0	1
Bob Boone, R (7, 2) OBP: 0.374, SLG: 0.409										0	0	0	0	0	0	0
Bobby Tolan, L (1, 3) OBP: 0.275, SLG: 0.348		K		CS 1-2	4-3		F9 2-3			3	0	0	0	0	1	2
Steve Carlton, L (1, 1) OBP: 0.224, SLG: 0.216		F7			6-3		K			2	0	0	0	0	0	0
Tom Hutton, L (7, PH) OBP: 0.338, SLG: 0.274										1	0	0	0	0	1	2
Ron Reed, R (7, 1) OBP: 0.174, SLG: 0.217										0	0	0	0	0	0	0
Inning Stats	R: 0 H: 2 E: 0 LOB: 3 K: 2 BB: 1 S: 9 P: 13	R: 0 H: 0 E: 0 LOB: 0 K: 1 BB: 0 S: 5 P: 5	R: 0 H: 1 E: 0 LOB: 1 K: 1 BB: 0 S: 6 P: 6	R: 0 H: 0 E: 0 LOB: 0 K: 0 BB: 1 S: 2 P: 6	R: 0 H: 0 E: 0 LOB: 0 K: 0 BB: 0 S: 3 P: 3	R: 0 H: 0 E: 0 LOB: 0 K: 0 BB: 0 S: 3 P: 3	R: 0 H: 1 E: 0 LOB: 2 K: 2 BB: 1 S: 8 P: 12	R: 0 H: 0 E: 0 LOB: 0 K: 0 BB: 0 S: 3 P: 3	R: 0 H: 0 E: 0 LOB: 0 K: 2 BB: 0 S: 7 P: 7	1B: 4 SF: 0 2B: 0 SAC: 1 3B: 0 DP: 0 HR: 0 HBP: 0						

PITCHER	IP	WLS	BF	H	R	ER	SO	BB	IBB	HBP	BLK	WP	HR	S	P	ERA	WHIP
Tom Seaver, R (1, 1) ERA: 2.41	9.0	W	33	4	0	0	8	2	1	0	0	1	0	46	58	0.00	0.667

PITCHER	IP	WLS	BF	H	R	ER	SO	BB	IBB	HBP	BLK	WP	HR	S	P	ERA	WHIP

TOP

Philadelphia Phillies @ New York Mets

Shea Stadium, Flushing, NY

Fri Sep 03 1976, 7:05 PM EDT

Att. 21,174 - Unknown

livebaseballscorecards.com

AB	29
R	0
H	4
RBI	0
BB	3
SO	8
LOB	14

PA: 34

WP: 1
PB: 0
SB: 0
CS: 1

Batter	1	2	3	4	5	6	7	8	9	AB	R	H	RBI	BB	SO	LOB
Pepe Mangual, R (1, 8) OBP: 0.356, SLG: 0.322	P4		F2		K			F8		3	0	0	0	0	1	1
Bruce Boisclair, L (8, PH) (9, 8) OBP: 0.331, SLG: 0.344										1	0	0	0	0	0	0
Felix Millan, R (1, 4) OBP: 0.333, SLG: 0.341	F8		F8		P3			F8		4	0	0	0	0	0	1
John Milner, L (1, 7) OBP: 0.351, SLG: 0.433	F8			G3		F8		F9		4	0	0	0	0	0	0
Dave Kingman, R (1, 9) OBP: 0.277, SLG: 0.514		K		1B 1B 1B		S 1B				3	1	2	0	0	1	0
Joe Torre, R (1, 3) OBP: 0.347, SLG: 0.394		K		1B 1-2 1B		5-3 1-2				3	0	1	0	0	1	1
Roy Staiger, R (1, 5) OBP: 0.302, SLG: 0.317		FC5-4 1B		1B 1-2 2-H 1B		K				3	0	2	1	0	1	1
John Stearns, R (1, 2) OBP: 0.192, SLG: 0.167		FC5-4 1-2f		K			F9			3	0	0	0	0	1	3
Bud Harrelson, S (1, 6) OBP: 0.333, SLG: 0.274			P6	F9			5-3			3	0	0	0	0	0	2
Tom Seaver, R (1, 1) OBP: 0.208, SLG: 0.103			BB		K		6-3			2	0	0	0	1	1	0
Inning Stats	R: 0 E: 0 K: 0 S: 3 H: 0 LOB: 0 BB: 0 P: 3	R: 0 E: 0 K: 2 S: 8 H: 1 LOB: 1 BB: 0 P: 8	R: 0 E: 0 K: 0 S: 3 H: 0 LOB: 1 BB: 1 P: 7	R: 1 E: 0 K: 1 S: 8 H: 3 LOB: 2 BB: 0 P: 8	R: 0 E: 0 K: 2 S: 7 H: 0 LOB: 0 BB: 0 P: 7	R: 0 E: 0 K: 1 S: 6 H: 1 LOB: 1 BB: 0 P: 6	R: 0 E: 0 K: 0 S: 3 H: 0 LOB: 0 BB: 0 P: 3	R: 0 E: 0 K: 0 S: 3 H: 0 LOB: 0 BB: 0 P: 3		1B: 5 2B: 0 3B: 0 HR: 0 SF: 0 SAC: 0 DP: 0 HBP: 0						

PITCHER		IP	WLS	BF	H	R	ER	SO	BB	IBB	HBP	BLK	WP	HR	S	P	ERA	WHIP
Steve Carlton, L ERA: 3.09	(1, 1)	6.0	L	24	5	1	1	6	1	0	0	0	0	0	35	39	1.50	1.000
Ron Reed, R ERA: 2.46	(7, 1)	2.0		6	0	0	0	0	0	0	0	0	0	0	6	6	0.00	0.000

PITCHER	IP	WLS	BF	H	R	ER	SO	BB	IBB	HBP	BLK	WP	HR	S	P	ERA	WHIP

BOTTOM

Philadelphia Phillies @ New York Mets

Shea Stadium, Flushing, NY

Fri Sep 03 1976, 7:05 PM EDT

Att. 21,174 - Unknown

livebaseballscorecards.com

AB	29
R	1
H	5
RBI	1
BB	1
SO	6
LOB	9

Batter	1	2	3	4	5	6	7	8	9	AB	R	H	RBI	BB	SO	LOB
Dave Cash, R (1, 4) OBP: 0.333, SLG: 0.346	6-3		BB		G4-3 1-2f		F9			3	0	0	0	1	0	2
Garry Maddox, R (1, 8) OBP: 0.372, SLG: 0.456	6-3		F8 1-2		F9			F8		4	0	0	0	0	0	1
Mike Schmidt, R (1, 5) OBP: 0.381, SLG: 0.538	CS HBP		K			HR		K		3	1	1	1	0	2	1
Greg Luzinski, R (1, 7) OBP: 0.366, SLG: 0.498	CS 1-2	F8		1B 2B 1B		G3		F9		4	1	1	0	0	0	0
Jay Johnstone, L (1, 9) OBP: 0.395, SLG: 0.489		1B 1B		2B SF7 1-2 1B		4-3			4-3	4	1	2	0	0	0	0
Dick Allen, R (1, 3) OBP: 0.372, SLG: 0.528		K		SF7 CS 1-3 2-H 2B		BB			K	3	0	1	1	1	2	1
Bob Boone, R (1, 2) OBP: 0.373, SLG: 0.408		1B 1-2		SF7 2-3 3-H		CS 1-2		F8	F2	3	0	1	1	0	0	0
Larry Bowa, S (1, 6) OBP: 0.287, SLG: 0.296		F2		F9 3-H				4-3 1B		3	0	1	0	0	0	3
Jim Lonborg, R (1, 1) OBP: 0.246, SLG: 0.196			F7		BB					1	0	0	0	0	0	0
Bobby Tolan, L (5, PH) OBP: 0.278, SLG: 0.348										0	0	0	0	1	0	0
Wayne Twitchell, R (5, 1)										0	0	0	0	0	0	0
Tim McCarver, L (7, PH) OBP: 0.404, SLG: 0.391										1	0	0	0	0	0	1
Ron Schueler, R (7, 1)							4-3 1-2			0	0	0	0	0	0	0
Gene Garber, R (8, 1) OBP: 0.500, SLG: 0.333										0	0	0	0	0	0	0
Inning Stats	R: 0 E: 0 K: 0 S: 2 H: 0 LOB: 0 BB: 0 P: 3	R: 0 E: 0 K: 1 S: 7 H: 2 LOB: 2 BB: 0 P: 7	R: 0 E: 0 K: 1 S: 5 H: 0 LOB: 1 BB: 1 P: 9	R: 2 E: 0 K: 0 S: 5 H: 3 LOB: 0 BB: 0 P: 5	R: 0 E: 0 K: 0 S: 2 H: 0 LOB: 0 BB: 1 P: 6	R: 1 E: 0 K: 0 S: 3 H: 1 LOB: 0 BB: 1 P: 7	R: 0 E: 0 K: 0 S: 4 H: 1 LOB: 1 BB: 0 P: 4	R: 0 E: 0 K: 1 S: 5 H: 0 LOB: 0 BB: 0 P: 5	R: 0 E: 0 K: 1 S: 5 H: 0 LOB: 0 BB: 0 P: 5	1B: 5 2B: 1 3B: 0 HR: 1 SF: 1 SAC: 0 DP: 1 HBP: 1						

PITCHER		IP	WLS	BF	H	R	ER	SO	BB	IBB	HBP	BLK	WP	HR	S	P	ERA	WHIP
Craig Swan, R ERA: 3.58	(1, 1)	4.0		18	5	2	2	2	2	0	1	0	0	0	19	28	4.50	1.750
Nino Espinosa, R ERA: 3.86	(5, 1)	2.0	W	6	1	1	1	0	1	0	0	0	0	1	5	9	4.50	1.000
Skip Lockwood, R ERA: 2.72	(7, 1)	3.0	S	10	1	0	0	2	0	0	0	0	0	0	14	14	0.00	0.333

PITCHER	IP	WLS	BF	H	R	ER	SO	BB	IBB	HBP	BLK	WP	HR	S	P	ERA	WHIP

TOP

Philadelphia Phillies @ New York Mets

Shea Stadium, Flushing, NY

Sat Sep 04 1976, 3:33 AM EDT

Att. 16,022 - Unknown

livebaseballscorecards.com

AB	29
R	3
H	7
RBI	3
BB	3
SO	4
LOB	9

WP: 0 PB: 0 SB: 1 CS: 3 PA: 36

Batter	1	2	3	4	5	6	7	8	9	AB	R	H	RBI	BB	SO	LOB
Bruce Boisclair, L (1, 8) OBP: 0.328, SLG: 0.345	G3		1B 2B	5-3		K		K		5	1	1	0	0	2	0
Felix Millan, R (1, 4) OBP: 0.336, SLG: 0.342	1B		1B 1B HBP		BB 1-3		4-3			1	0	1	0	0	0	0
Bud Harrelson, S (3, PR) (4, 6) OBP: 0.334, SLG: 0.273										1	1	0	0	1	0	0
John Milner, L (1, 7) OBP: 0.353, SLG: 0.437	F8		1B SF9 1B 1-2 2-H		1-3 1-2		HR 2B			4	2	2	1	0	0	2
Leon Brown, R (8, 7) OBP: 0.254, SLG: 0.265										0	0	0	0	0	0	0
Dave Kingman, R (1, 9) OBP: 0.276, SLG: 0.519	P5		F2		1-3		2-H HR			4	1	1	2	0	0	4
Ed Kranepool, L (1, 3) OBP: 0.341, SLG: 0.395		P5	1-3 2-H 1B		IBB		WP 4-3 BB			2	0	1	1	2	0	0
Roy Staiger, R (1, 5) OBP: 0.301, SLG: 0.315		2B E BB	SF9 3-H		F9		4-3 1-2			2	1	0	1	1	0	3
John Stearns, R (1, 2) OBP: 0.233, SLG: 0.250		E7 6-3 1-H 2B	F8			E SF9 1B	P6 2-3			4	1	2	0	0	0	2
Mike Phillips, L (1, 6) (4, 4) OBP: 0.327, SLG: 0.373		6-3 2-3		F8		K 1-3		1-3		4	0	0	0	0	1	2
Craig Swan, R (1, 1) OBP: 0.194, SLG: 0.094		K		6-3		SF9 3-H		P4		2	0	0	0	0	1	1
Nino Espinosa, R (5, 1)										0	0	0	0	0	0	0
Billy Baldwin, L (6, PH)										0	0	0	1	0	0	0
Skip Lockwood, R (7, 1) OBP: 0.438, SLG: 0.467										1	0	0	0	0	0	0
Inning Stats	R: 0 E: 0 K: 0 S: 4 H: 1 LOB: 1 BB: 0 P: 4	R: 1 E: 1 K: 1 S: 6 H: 1 LOB: 1 BB: 1 P: 10	R: 3 E: 0 K: 0 S: 6 H: 3 LOB: 1 BB: 0 P: 7	R: 0 E: 0 K: 0 S: 3 H: 0 LOB: 0 BB: 0 P: 3	R: 0 E: 0 K: 0 S: 3 H: 0 LOB: 2 BB: 2 P: 11	R: 1 E: 1 K: 2 S: 8 H: 1 LOB: 0 BB: 0 P: 8	R: 2 E: 0 K: 0 S: 5 H: 2 LOB: 1 BB: 1 P: 9	R: 0 E: 0 K: 1 S: 5 H: 0 LOB: 0 BB: 0 P: 5		1B: 4 2B: 3 3B: 0 HR: 1	SF: 2 SAC: 0 DP: 0 HBP: 1					

PITCHER		IP	WLS	BF	H	R	ER	SO	BB	IBB	HBP	BLK	WP	HR	S	P	ERA	WHIP
Jim Lonborg, R ERA: 3.38	(1, 1)	4.0	L	19	5	4	4	1	1	0	1	0	0	0	19	24	9.00	1.500
Wayne Twitchell, R ERA: 1.97	(5, 1)	2.0		9	1	1	0	2	1	1	0	0	0	0	11	19	0.00	1.000
Ron Schueler, R ERA: 3.51	(7, 1)	1.0		6	2	2	2	0	1	0	0	0	1	1	5	9	18.00	3.000
Gene Garber, R ERA: 2.88	(8, 1)	1.0		3	0	0	0	1	0	0	0	0	0	0	5	5	0.00	0.000

PITCHER	IP	WLS	BF	H	R	ER	SO	BB	IBB	HBP	BLK	WP	HR	S	P	ERA	WHIP

BOTTOM

Philadelphia Phillies @ New York Mets

Shea Stadium, Flushing, NY

Sat Sep 04 1976, 3:33 AM EDT

Att. 16,022 - Unknown

livebaseballscorecards.com

AB	30
R	7
H	8
RBI	6
BB	4
SO	4
LOB	14

WP: 1 PB: 0 SB: 0 CS: 0 PA: 37

Batter	1	2	3	4	5	6	7	8	9	AB	R	H	RBI	BB	SO	LOB
Dave Cash, R (1, 4) OBP: 0.332, SLG: 0.345	6-3		F8		4-3			CS 1B		4	0	1	0	0	0	0
Garry Maddox, R (1, 8) OBP: 0.371, SLG: 0.455	5-3		4-3			4-3 WP SF8 1B		F9 1-2		4	1	1	0	0	0	1
Mike Schmidt, R (1, 5) OBP: 0.378, SLG: 0.533	P4			K		4-3 1-3		F8		4	0	0	0	0	1	1
Greg Luzinski, R (1, 7) OBP: 0.365, SLG: 0.497 Jerry Martin, R (9, 7) OBP: 0.270, SLG: 0.286		1-3		1B 1B		SF8 3-H			6-3	3 0	0 0	1 0	1 0	0 0	0 0	0 0
Dick Allen, R (1, 3) OBP: 0.367, SLG: 0.519 Tom Hutton, L (9, 3) OBP: 0.338, SLG: 0.274		4-3		K		K			F9	4 0	0 0	0 0	0 0	0 0	2 0	1 0
Ollie Brown, R (1, 9) OBP: 0.374, SLG: 0.422		BB		1-2 1B			L9		5-3	3	0	1	0	1	0	0
Bob Boone, R (1, 2) OBP: 0.370, SLG: 0.404		F9		F9			F7			3	0	0	0	0	0	3
Larry Bowa, S (1, 6) OBP: 0.285, SLG: 0.295			F9		6-3		6-3			3	0	0	0	0	0	0
Larry Christenson, R (1, 1) OBP: 0.239, SLG: 0.395 Ron Reed, R (9, 1) OBP: 0.174, SLG: 0.217			HR		K			HR		3 0	2 0	2 0	2 0	0 0	1 0	0 0
Inning Stats	R: 0 E: 0 K: 0 S: 3 H: 0 LOB: 0 BB: 0 P: 3	R: 0 E: 0 K: 0 S: 3 H: 0 LOB: 1 BB: 1 P: 7	R: 1 E: 0 K: 0 S: 4 H: 1 LOB: 0 BB: 0 P: 4	R: 0 E: 0 K: 2 S: 9 H: 2 LOB: 2 BB: 0 P: 9	R: 0 E: 0 K: 1 S: 5 H: 0 LOB: 0 BB: 0 P: 5	R: 1 E: 0 K: 1 S: 6 H: 1 LOB: 0 BB: 0 P: 6	R: 0 E: 0 K: 0 S: 3 H: 0 LOB: 0 BB: 0 P: 3	R: 1 E: 0 K: 0 S: 4 H: 2 LOB: 0 BB: 0 P: 4	R: 0 E: 0 K: 0 S: 3 H: 0 LOB: 0 BB: 0 P: 3	1B: 4 2B: 0 3B: 0 HR: 2	SF: 1 SAC: 0 DP: 0 HBP: 0					

PITCHER		IP	WLS	BF	H	R	ER	SO	BB	IBB	HBP	BLK	WP	HR	S	P	ERA	WHIP
Mickey Lolich, L ERA: 2.99	(1, 1)	7.0	L	28	6	3	3	4	1	0	0	0	1	2	35	39	3.86	1.000
Rick Baldwin, R ERA: 2.81	(8, 1)	1.0		2	0	0	0	0	0	0	0	0	0	0	2	2	0.00	0.000
Bob Apodaca, R ERA: 2.97	(9, 1)	1.0		3	0	0	0	0	0	0	0	0	0	0	3	3	0.00	0.000

PITCHER	IP	WLS	BF	H	R	ER	SO	BB	IBB	HBP	BLK	WP	HR	S	P	ERA	WHIP

TOP

Philadelphia Phillies @ New York Mets

Shea Stadium, Flushing, NY

Sun Sep 05 1976, 3:33 AM EDT

Att. 20,701 - Unknown

livebaseballscorecards.com

AB	31
R	3
H	6
RBI	3
BB	1
SO	4
LOB	6

PA: 33

WP: 1
PB: 0
SB: 0
CS: 1

BOTTOM

Philadelphia Phillies @ New York Mets

Shea Stadium, Flushing, NY

Sun Sep 05 1976, 3:33 AM EDT

Att. 20,701 - Unknown

Batter	1	2	3	4	5	6	7	8	9	AB	R	H	RBI	BB	SO	LOB
Bruce Boisclair, L (1, 8) OBP: 0.331, SLG: 0.356	1B, 1B, FC5-2, 1B		B1		F9			3B		4	0	2	0	0	0	1
Mike Phillips, L (1, 4) OBP: 0.329, SLG: 0.376	FC5-2, 1B, F3, 1-2, 1B		9-3, 1B			F8		4-3		4	1	2	0	0	0	1
Billy Baldwin, L (1, 7) OBP: 0.200, SLG: 0.250	F3, FC5-2, 1-2, 2-3, 1B		9-3, 1-2f			F8			G3	4	0	1	0	0	0	1
Dave Kingman, R (1, 9) OBP: 0.276, SLG: 0.517	FC5-2, 1-2, 2-3, 3-Hf			P5		F8			E, 1B	4	0	1	0	0	0	3
Ed Kranepool, L (1, 3) OBP: 0.338, SLG: 0.391 Pepe Mangual, R (9, PR) OBP: 0.356, SLG: 0.322	F3, 2-3, 3-H			F8			3-1		E6, G6-4-3, 1-2	4 0	0 0	0 0	1 0	0 0	0 0	3 0
Roy Staiger, R (1, 5) OBP: 0.296, SLG: 0.309	6-3			L5			5-3		G6-4-3, 1-2f	4	0	0	0	0	0	4
John Stearns, R (1, 2) OBP: 0.212, SLG: 0.226		F9			6-3		5-3			3	0	0	0	0	0	0
Bud Harrelson, S (1, 6) OBP: 0.337, SLG: 0.280		4-3			SH2-3, 1B			2B		3	0	2	0	0	0	0
Mickey Lolich, S (1, 1) OBP: 0.226, SLG: 0.146 Rick Baldwin, L (8, 1) OBP: 1.000, SLG: 1.000 Joe Torre, R (8, PH) OBP: 0.345, SLG: 0.392 Bob Apodaca, R (9, 1) OBP: 0.200, SLG: 0.214		K			SH2-3, 1-2			F8		1 0 1 0	0 0 0 0	0 0 0 0	0 0 0 0	0 0 0 0	1 0 0 0	0 0 0 0
Inning Stats	R: 1 E: 0 K: 0 S: 6 H: 3 LOB: 2 BB: 0 P: 6	R: 0 E: 0 K: 1 S: 5 H: 0 LOB: 0 BB: 0 P: 5	R: 0 E: 0 K: 0 S: 3 H: 1 LOB: 0 BB: 0 P: 3	R: 0 E: 0 K: 0 S: 3 H: 0 LOB: 0 BB: 0 P: 3	R: 0 E: 0 K: 0 S: 4 H: 1 LOB: 1 BB: 0 P: 4	R: 0 E: 0 K: 0 S: 3 H: 0 LOB: 0 BB: 0 P: 3	R: 0 E: 0 K: 0 S: 3 H: 0 LOB: 0 BB: 0 P: 3	R: 0 E: 0 K: 0 S: 4 H: 2 LOB: 1 BB: 0 P: 4	R: 0 E: 1 K: 0 S: 4 H: 1 LOB: 2 BB: 0 P: 4	1B: 6 2B: 2 3B: 1 HR: 0	SF: 0 SAC: 1 DP: 2 HBP: 0						

PITCHER	IP	WLS	BF	H	R	ER	SO	BB	IBB	HBP	BLK	WP	HR	S	P	ERA	WHIP
Larry Christenson, R (1, 1) ERA: 3.79	8.1	W	32	8	1	1	1	0	0	0	0	0	0	34	34	1.08	0.960
Ron Reed, R (9, 1) ERA: 2.45	0.2	S	1	0	0	0	0	0	0	0	0	0	0	1	1	0.00	0.000

PITCHER	IP	WLS	BF	H	R	ER	SO	BB	IBB	HBP	BLK	WP	HR	S	P	ERA	WHIP

AB	32
R	1
H	8
RBI	1
BB	0
SO	1
LOB	13

WP: 0 PB: 0 SB: 0 CS: 0 PA: 33

livebaseballscorecards.com

Batter	1	2	3	4	5	6	7	8	9	AB	R	H	RBI	BB	SO	LOB
Bruce Boisclair, L (1, 8) (9, 7) OBP: 0.332, SLG: 0.354	B1	1-2 FC6 3-H 1B			BBB 4-0 1B FC3-6 BB	E6			4-3	4	1	1	1	1	0	0
Mike Phillips, L (1, 4) OBP: 0.327, SLG: 0.372	L9	F7			1-3 FC3-6 1B	F8			3-1	5	0	1	0	0	0	3
Billy Baldwin, L (1, 7) OBP: 0.222, SLG: 0.143	BBBB 4-0 HR BB	1-2f FC6			FC3-6 1-2f 3-H 2B	G3			F2	3	2	0	1	1	0	4
Leon Brown, R (9, PH) (9, 8) OBP: 0.250, SLG: 0.261										1	0	0	0	0	0	0
Dave Kingman, R (1, 9) OBP: 0.278, SLG: 0.526	1-H HR		P6		1-H 1B 2B		SSS 0-3 K			4	2	2	3	0	1	0
Ed Kranepool, L (1, 3) OBP: 0.337, SLG: 0.389	F9		L8		2-H 1B		G3			4	0	1	1	0	0	0
Leo Foster, R (1, 5) OBP: 0.243, SLG: 0.235		5-3	4-3		L5		6-3			4	0	0	0	0	0	1
John Stearns, R (1, 2) OBP: 0.243, SLG: 0.257		1B 1B 1B		P6	1-2 1B			L7		4	1	2	0	0	0	0
Bud Harrelson, S (1, 6) OBP: 0.336, SLG: 0.280		1B S 1-3 1B 1B		F8	SSS 0-3 K			B5-3		4	1	1	0	0	1	2
Jerry Koosman, R (1, 1) OBP: 0.269, SLG: 0.277		1B 1-3 3-H 1B		6-3		SSS 0-3 K		SSS 0-3 K		4	0	1	1	0	2	0
Inning Stats	R: 2 E: 0 K: 0 S: 4 H: 1 LOB: 0 BB: 1 P: 8	R: 2 E: 0 K: 0 S: 7 H: 4 LOB: 2 BB: 0 P: 7	R: 0 E: 0 K: 0 S: 3 H: 0 LOB: 0 BB: 0 P: 3	R: 0 E: 0 K: 0 S: 3 H: 0 LOB: 0 BB: 0 P: 3	R: 3 E: 0 K: 1 S: 9 H: 4 LOB: 2 BB: 1 P: 13	R: 0 E: 1 K: 1 S: 6 H: 0 LOB: 1 BB: 0 P: 6	R: 0 E: 0 K: 1 S: 5 H: 0 LOB: 0 BB: 0 P: 5	R: 0 E: 0 K: 1 S: 5 H: 0 LOB: 0 BB: 0 P: 5	R: 0 E: 0 K: 0 S: 3 H: 0 LOB: 0 BB: 0 P: 3	1B: 7 2B: 1 3B: 0 HR: 1	SF: 0 SAC: 0 DP: 0 HBP: 0						

TOP

New York Mets @ Chicago Cubs

Wrigley Field, Chicago, IL

Mon Sep 06 1976, 3:33 AM CDT

Att. 18,304 - Unknown - 76 F

livebaseballscorecards.com

AB	37
R	7
H	9
RBI	7
BB	2
SO	4
LOB	10

		WP: 0	PA: 39
		PB: 0	
		SB: 1	
		CS: 0	

PITCHER		IP	WLS	BF	H	R	ER	SO	BB	IBB	HBP	BLK	WP	HR	S	P	ERA	WHIP
Steve Stone, R (1, 1) ERA: 4.3		1.1	L	10	5	4	4	0	1	0	0	0	0	1	9	13	27.00	4.500
Buddy Schultz, L (2, 1) ERA: 5.16		0.2		2	0	0	0	0	0	0	0	0	0	0	2	2	0.00	0.000
Mike Krukow, R (3, 1) ERA: 11.57		2.1		11	3	3	3	0	1	0	0	0	0	0	10	14	11.57	1.714
Paul Reuschel, R (5, 1) ERA: 4.45		1.2		7	1	0	0	2	0	0	0	0	0	0	11	11	0.00	0.600
Mike Garman, R (7, 1) ERA: 5.35		2.0		6	0	0	0	2	0	0	0	0	0	0	10	10	0.00	0.000

PITCHER		IP	WLS	BF	H	R	ER	SO	BB	IBB	HBP	BLK	WP	HR	S	P	ERA	WHIP
Darold Knowles, L (9, 1) ERA: 2.76		1.0		3	0	0	0	0	0	0	0	0	0	0	3	3	0.00	0.000

Batter	1	2	3	4	5	6	7	8	9	AB	R	H	RBI	BB	SO	LOB
Rick Monday, L (1, 3) OBP: 0.349, SLG: 0.521	HR	K		K		1B			G5-4-3 1B	5	1	3	3	0	2	3
Jose Cardenal, R (1, 7) OBP: 0.342, SLG: 0.406	F7	F7			S 5-3 1B	5-3			G5-4-3	5	0	1	0	0	0	5
Manny Trillo, R (1, 4) OBP: 0.305, SLG: 0.320	F3		5-3		5-3		K		FC5-4 BB	4	0	0	0	1	1	1
Jerry Morales, R (1, 9) OBP: 0.328, SLG: 0.415	K		BB BB		K		1B		FC5-4	4	0	1	0	1	2	2
George Mitterwald, R (1, 2) OBP: 0.233, SLG: 0.290		4-3	K		5-3		K			4	0	0	0	0	2	3
Rob Sperring, R (1, 5) OBP: 0.369, SLG: 0.333		E 1B BB 1B	BB 1-2 BB			5-3 1B 1B	K			3	2	2	0	1	1	1
Mick Kelleher, R (1, 6) OBP: 0.259, SLG: 0.268		E8 BB 1-3 1B	5-3			5-3 1-2 1B		4-3		4	1	2	0	0	0	2
Joe Wallis, S (1, 8) OBP: 0.305, SLG: 0.355		BB BB		F7		K		L7		3	0	0	0	1	1	2
Steve Stone, R (1, 1) OBP: 0.182, SLG: 0.182 Buddy Schultz, R (2, 1) Bill Madlock, R (2, PH) OBP: 0.412, SLG: 0.614 Ray Burris, R (2, PR) OBP: 0.143, SLG: 0.138 Mike Krukow, R (3, 1) Paul Reuschel, R (4, 1) OBP: 0.200, SLG: 0.154 Wayne Tyrone, R (5, PH) OBP: 0.231, SLG: 0.346 Mike Garman, R (7, 1) Steve Swisher, R (8, PH) OBP: 0.077, SLG: 0.231 Darold Knowles, L (9, 1) OBP: 0.400, SLG: 0.143		1-2 2-3 3-H BB		5-3		5-3 1-2 2-3		P4		0 0 0 0 0 0 0 0 0 0 0 0 0 0 0 0 0 1 1 0 0 0 0 0 0 0 0 0 1 0 0 0 0 0 0 0 0 0 0 0 0 2 1 0 0 0 0 0 0 0 0 0 0 0 0 0						
Inning Stats	R: 1 E: 0 K: 1 S: 6 H: 1 LOB: 0 BB: 0 P: 6	R: 1 E: 1 K: 1 S: 7 H: 2 LOB: 3 BB: 2 P: 15	R: 0 E: 0 K: 1 S: 5 H: 0 LOB: 2 BB: 2 P: 13	R: 0 E: 0 K: 1 S: 5 H: 0 LOB: 0 BB: 0 P: 5	R: 0 E: 0 K: 1 S: 6 H: 1 LOB: 1 BB: 0 P: 6	R: 2 E: 0 K: 1 S: 8 H: 3 LOB: 1 BB: 0 P: 8	R: 0 E: 0 K: 3 S: 10 H: 1 LOB: 1 BB: 0 P: 10	R: 0 E: 0 K: 0 S: 3 H: 0 LOB: 0 BB: 0 P: 3	R: 0 E: 0 K: 0 S: 3 H: 1 LOB: 1 BB: 1 P: 7	1B: 8 2B: 0 3B: 0 HR: 1	SF: 0 SAC: 0 DP: 1 HBP: 0						

PITCHER	IP	WLS	BF	H	R	ER	SO	BB	IBB	HBP	BLK	WP	HR	S	P	ERA	WHIP
Jerry Koosman, L (1, 1) ERA: 2.96	9.0	W	40	9	4	4	9	5	0	0	0	0	1	53	73	4.00	1.556

PITCHER	IP	WLS	BF	H	R	ER	SO	BB	IBB	HBP	BLK	WP	HR	S	P	ERA	WHIP

BOTTOM

New York Mets @ Chicago Cubs

Wrigley Field, Chicago, IL

Mon Sep 06 1976, 3:33 AM CDT

Att. 18,304 - Unknown - 76 F

livebaseballscorecards.com

AB	35
R	4
H	9
RBI	4
BB	5
SO	9
LOB	21

WP: 0	PA: 40		
PB: 0			
SB: 1			
CS: 0			

Batter	1	2	3	4	5	6	7	8	9	AB	R	H	RBI	BB	SO	LOB
Bruce Boisclair, L (1, 8) OBP: 0.330, SLG: 0.351	K	B1-3		4-3	FC3-2-5-2			3-1		5	1	1	2	0	1	2
Mike Phillips, L (1, 4) OBP: 0.328, SLG: 0.385	HR	4-3		4-3				4-3		5	1	2	2	0	0	1
John Milner, L (1, 7) OBP: 0.356, SLG: 0.445	BB		3-1		6-3			1-3		4	1	3	1	0	0	0
Lee Mazzilli, S (7, 7)										1	0	0	0	0	0	0
Dave Kingman, R (1, 9) OBP: 0.275, SLG: 0.520	K		K	6-3	P6				F5	5	0	0	0	0	2	3
Ed Kranepool, L (1, 3) OBP: 0.338, SLG: 0.390	BB		3-1			L9			4-3	5	2	2	0	0	0	1
John Stearns, R (1, 2) OBP: 0.286, SLG: 0.282	BB		5-3				P4		HR	4	2	2	0	1	0	1
Leo Foster, R (1, 5) OBP: 0.310, SLG: 0.368				BB			6-3		HR	4	2	3	5	1	0	0
Bud Harrelson, S (1, 6) OBP: 0.340, SLG: 0.285	1-3								F9	5	2	3	1	0	0	2
Jon Matlack, L (1, 1) OBP: 0.259, SLG: 0.192		F8		SH5-4	SH5-4		F8			2	0	0	0	0	0	1
Inning Stats	R: 3 E: 0 K: 2 S: 11 H: 4 LOB: 2 BB: 1 P: 15	R: 0 E: 0 K: 0 S: 3 H: 0 LOB: 0 BB: 0 P: 3	R: 0 E: 0 K: 1 S: 6 H: 1 LOB: 1 BB: 0 P: 6	R: 3 E: 0 K: 0 S: 6 H: 3 LOB: 1 BB: 1 P: 10	R: 3 E: 0 K: 0 S: 7 H: 5 LOB: 2 BB: 0 P: 7	R: 0 E: 0 K: 0 S: 3 H: 0 LOB: 0 BB: 0 P: 3	R: 0 E: 0 K: 0 S: 4 H: 1 LOB: 1 BB: 0 P: 4	R: 0 E: 0 K: 0 S: 3 H: 0 LOB: 0 BB: 0 P: 3	R: 2 E: 0 K: 0 S: 5 H: 2 LOB: 0 BB: 0 P: 5	1B: 13 2B: 0 3B: 1 HR: 2 SF: 0 SAC: 2 DP: 0 HBP: 0	WP: 0 PB: 0 SB: 0 CS: 0 PA: 44					

PITCHER		IP	WLS	BF	H	R	ER	SO	BB	IBB	HBP	BLK	WP	HR	S	P	ERA	WHIP
Ray Burris, R ERA: 3.58	(1, 1)	3.2	L	21	8	6	6	3	2	0	0	0	0	1	25	33	14.73	2.727
Paul Reuschel, R ERA: 4.75	(4, 1)	0.1		5	4	3	3	0	0	0	0	0	0	0	5	5	81.00	12.000
Buddy Schultz, L ERA: 4.94	(5, 1)	1.0		3	1	0	0	0	0	0	0	0	0	0	3	3	0.00	1.000
Mike Garman, R ERA: 5.2	(6, 1)	2.0		7	1	0	0	0	0	0	0	0	0	0	7	7	0.00	0.500
Joe Coleman, R ERA: 4.57	(8, 1)	2.0		8	2	2	2	0	0	0	0	0	0	1	8	8	9.00	1.000

PITCHER	IP	WLS	BF	H	R	ER	SO	BB	IBB	HBP	BLK	WP	HR	S	P	ERA	WHIP

New York Mets @ Chicago Cubs

Wrigley Field, Chicago, IL

Tue Sep 07 1976, 3:33 AM CDT

Att. 5,281 - Unknown - 81 F

TOP

livebaseballscorecards.com

AB	40
R	11
H	16
RBI	11
BB	2
SO	3
LOB	11

BOTTOM

New York Mets @ Chicago Cubs

Wrigley Field, Chicago, IL

Tue Sep 07 1976, 3:33 AM CDT

Att. 5,281 - Unknown - 81 F

Batter	1	2	3	4	5	6	7	8	9	AB	R	H	RBI	BB	SO	LOB
Rick Monday, L (1, 3) OBP: 0.346, SLG: 0.517	K		K		L7		P5			4	0	0	0	0	2	4
Jose Cardenal, R (1, 7) OBP: 0.343, SLG: 0.406	FC4-6 BB			F3		G6-4-3 1B		F3		3	0	1	0	1	0	0
Manny Trillo, R (1, 4) OBP: 0.305, SLG: 0.319	K			L8		G6-4-3 1-2		F8		4	0	1	0	0	1	1
Jerry Morales, R (1, 9) OBP: 0.327, SLG: 0.413	FC4-6 1-2f			1B		G6-4-3 1-2f 2-3		F7		4	0	1	0	0	0	3
Rob Sperring, R (1, 5) OBP: 0.362, SLG: 0.328		G4-3 1B		5-3		6-3			P6	4	0	1	0	0	0	2
Mick Kelleher, R (1, 6) OBP: 0.259, SLG: 0.268		G4-3 1-2f			1B		G3		5-3	4	0	1	0	0	0	1
Steve Swisher, R (1, 2) OBP: 0.276, SLG: 0.332		5-3			K		E5 1B		1B	4	0	1	0	0	1	1
Joe Wallis, S (1, 8) OBP: 0.304, SLG: 0.353			6-3		L9		1-2 1B		L8	4	0	1	0	0	0	2
Ray Burris, R (1, 1) OBP: 0.147, SLG: 0.136			6-3		1-2 1B		K			1	0	0	0	0	0	0
Paul Reuschel, R (4, 1) OBP: 0.200, SLG: 0.154										0	0	0	0	0	0	0
Buddy Schultz, R (5, 1)										0	0	0	0	0	0	0
Ed Putman, R (5, PH) OBP: 1.000, SLG: 1.000										1	0	1	0	0	0	0
Mike Garman, R (6, 1)										0	0	0	0	0	0	0
Wayne Tyrone, R (7, PH) OBP: 0.280, SLG: 0.340										1	0	0	0	0	1	2
Joe Coleman, R (8, 1) OBP: 0.182, SLG: 0.182										0	0	0	0	0	0	0
Inning Stats	R: 0 E: 0 K: 2 S: 7 H: 0 LOB: 1 BB: 1 P: 11	R: 0 E: 0 K: 0 S: 3 H: 1 LOB: 0 BB: 0 P: 3	R: 0 E: 0 K: 1 S: 5 H: 0 LOB: 0 BB: 0 P: 5	R: 0 E: 0 K: 0 S: 4 H: 1 LOB: 1 BB: 0 P: 4	R: 0 E: 0 K: 1 S: 7 H: 2 LOB: 2 BB: 0 P: 7	R: 0 E: 0 K: 0 S: 4 H: 2 LOB: 1 BB: 0 P: 4	R: 0 E: 1 K: 1 S: 7 H: 1 LOB: 2 BB: 0 P: 7	R: 0 E: 0 K: 0 S: 3 H: 0 LOB: 0 BB: 0 P: 3	R: 0 E: 0 K: 0 S: 4 H: 1 LOB: 1 BB: 0 P: 4	1B: 8 2B: 0 3B: 0 HR: 0	SF: 0 SAC: 0 DP: 2 HBP: 0						

livebaseballscorecards.com

AB	34
R	0
H	8
RBI	0
BB	1
SO	5
LOB	16

WP: 0 PB: 0 SB: 0 CS: 0 PA: 35

PITCHER	IP	WLS	BF	H	R	ER	SO	BB	IBB	HBP	BLK	WP	HR	S	P	ERA	WHIP
Jon Matlack, L (1, 1) ERA: 2.74	9.0	W	35	8	0	0	5	1	0	0	0	0	0	44	48	0.00	1.000

PITCHER	IP	WLS	BF	H	R	ER	SO	BB	IBB	HBP	BLK	WP	HR	S	P	ERA	WHIP

New York Mets @ Chicago Cubs

Wrigley Field, Chicago, IL

Wed Sep 08 1976, 3:33 AM CDT

Att. 3,947 - Unknown - 86 F

livebaseballscorecards.com

TOP

Batter	1	2	3	4	5	6	7	8	9	AB	R	H	RBI	BB	SO	LOB
Bruce Boisclair, L (1, 8) OBP: 0.327, SLG: 0.352	B3	6-3		G3 2B 2B		F8		K	1-H 2-H HR	5	1	1	0	0	1	2
Lee Mazzilli, S (9, PH) OBP: 0.500, SLG: 2.000										1	1	1	3	0	0	0
(9, 7)																
Mike Phillips, L (1, 4) OBP: 0.325, SLG: 0.380	K		K	G3 2-3		4-3		1B	1-3	6	0	1	0	0	2	1
John Milner, L (1, 7) OBP: 0.361, SLG: 0.453	E 1B BB		1B 2B	3-H 2B		1B		G3	F8	4	2	3	1	1	0	1
Leon Brown, R (9, PH) OBP: 0.247, SLG: 0.257										1	0	0	0	0	0	0
(9, 8)																
Dave Kingman, R (1, 9) OBP: 0.276, SLG: 0.518	E7 1-H 1B		K	F7		L5			5-3 1B 1B	5	1	2	0	0	1	3
Ed Kranepool, L (1, 3) OBP: 0.336, SLG: 0.387	P6		HR 2-H 1B	4-3			4-3		5-3 1-2	5	1	1	1	0	0	3
John Stearns, R (1, 2) OBP: 0.340, SLG: 0.409		FC5-4 1B	HR 2-H		F7		FC6-4 1B		1B 2-H 1B	5	2	4	3	0	0	0
Leo Foster, R (1, 5) OBP: 0.340, SLG: 0.366		FC5-4 S 1-2f	1B BB		1B BB		FC6-4 FC6-4 1-2f		S 2-H 1B	3	1	1	1	2	0	2
Bud Harrelson, S (1, 6) OBP: 0.346, SLG: 0.289		1-2 BB	1-2 1B		1-3 1B		FC6-4 1-2f		S HR IBB	3	1	2	0	2	0	1
Tom Seaver, R (1, 1) OBP: 0.200, SLG: 0.099		K	K		K			K	1-2 HR 3-H BB	3	0	0	0	0	3	5
Rick Baldwin, L (7, 1) OBP: 0.500, SLG: 0.500										1	0	0	0	0	1	0
Skip Lockwood, R (8, 1) OBP: 0.471, SLG: 0.467										0	1	0	0	1	0	0
Inning Stats	R: 1 H: 1 E: 1 LOB: 1 K: 1 BB: 1 S: 6 P: 10	R: 0 H: 1 E: 0 LOB: 2 K: 1 BB: 1 S: 6 P: 10	R: 3 H: 4 E: 0 LOB: 2 K: 3 BB: 1 S: 13 P: 17	R: 1 H: 2 E: 0 LOB: 1 K: 0 BB: 0 S: 5 P: 5	R: 0 H: 1 E: 0 LOB: 1 K: 1 BB: 1 S: 5 P: 9	R: 0 H: 1 E: 0 LOB: 1 K: 0 BB: 0 S: 4 P: 4	R: 0 H: 1 E: 0 LOB: 1 K: 0 BB: 0 S: 4 P: 4	R: 0 H: 1 E: 0 LOB: 1 K: 2 BB: 0 S: 8 P: 8	R: 6 H: 4 E: 0 LOB: 0 K: 0 BB: 2 S: 7 P: 15	1B: 11 SF: 0 2B: 3 SAC: 0 3B: 0 DP: 0 HR: 2 HBP: 0						

	AB	42
	R	11
	H	16
	RBI	9
	BB	6
	SO	8
	LOB	18

	WP: 0	PA: 48
	PB: 0	
	SB: 3	
	CS: 0	

PITCHER		IP	WLS	BF	H	R	ER	SO	BB	IBB	HBP	BLK	WP	HR	S	P	ERA	WHIP
Steve Renko, R ERA: 4.28	(1, 1)	3.0	L	18	6	4	3	5	3	0	0	0	0	1	25	37	9.00	3.000
Mike Krukow, R ERA: 8.31	(4, 1)	2.0		9	3	1	1	1	1	0	0	0	0	0	10	14	4.50	2.000
Steve Stone, R ERA: 4.24	(6, 1)	1.0		4	1	0	0	0	0	0	0	0	0	0	4	4	0.00	1.000
Paul Reuschel, R ERA: 4.7	(7, 1)	1.0		4	1	0	0	0	0	0	0	0	0	0	4	4	0.00	1.000
Bruce Sutter, R ERA: 2.78	(8, 1)	1.1		10	4	5	5	2	1	1	0	0	0	0	12	20	33.75	3.750

PITCHER		IP	WLS	BF	H	R	ER	SO	BB	IBB	HBP	BLK	WP	HR	S	P	ERA	WHIP
Darold Knowles, L ERA: 2.86	(9, 1)	0.2		3	1	1	1	0	0	0	0	0	0	1	3	3	13.50	1.500

New York Mets @ Chicago Cubs

Wrigley Field, Chicago, IL

Wed Sep 08 1976, 3:33 AM CDT

Att. 3,947 - Unknown - 86 F

BOTTOM

Batter	1	2	3	4	5	6	7	8	9	AB	R	H	RBI	BB	SO	LOB
Rick Monday, L (1, 3) OBP: 0.350, SLG: 0.526	CS 1B		G3 1-2		HR		1-3 1B		G4-6-3 1-3 1B	5	1	4	1	0	0	1
Jose Cardenal, R (1, 7) OBP: 0.342, SLG: 0.405	F8 1-2		F8		E S 1B 1B		SF8 3-H		G4-6-3 1-2f 3-H	4	1	1	1	0	0	3
Bill Madlock, R (1, 5) OBP: 0.414, SLG: 0.516	BB			F9 1B 2B	1-H 1B		F9		6-3	4	1	2	1	1	0	1
Jerry Morales, R (1, 9) OBP: 0.324, SLG: 0.410 Bruce Sutter, R (8, 1) Darold Knowles, L (9, 1) OBP: 0.400, SLG: 0.143	F9			F9 2-3	K		K			4 0 0	0 0 0	0 0 0	0 0 0	0 0 0	2 0 0	4 0 0
Joe Wallis, S (1, 8) OBP: 0.307, SLG: 0.351		F5		BB 1B	4-3			BB SH3-4		2	0	0	0	2	0	1
Manny Trillo, R (1, 4) OBP: 0.303, SLG: 0.317		F8		K		K		SH3-4 1-2		3	0	0	0	0	2	2
Steve Swisher, R (1, 2) OBP: 0.276, SLG: 0.331		K		1-2 3-H 1B		P4		K		4	0	1	1	0	2	1
Mick Kelleher, R (1, 6) OBP: 0.262, SLG: 0.268 Champ Summers, L (4, PH) OBP: 0.291, SLG: 0.289 Rob Sperring, R (5, 6) OBP: 0.352, SLG: 0.317			G3 BB	K		4-3		6-3		0 1 2	0 0 0	0 0 0	0 0 0	1 0 0	0 1 0	0 2 1
Steve Renko, R (1, 1) OBP: 0.089, SLG: 0.089 Ralph LaCock, L (3, PH) OBP: 0.130, SLG: 0.371 Mike Krukow, R (4, 1) Jerry Tabb, L (5, PH) Steve Stone, R (6, 1) OBP: 0.150, SLG: 0.150 Paul Reuschel, R (7, 1) OBP: 0.200, SLG: 0.154 Larry Biittner, L (7, PH) OBP: 0.269, SLG: 0.292 (8, 9)			K		K		1B SF8 1B		1B G4-6-3 1B	0 1 0 1 0 0 2	0 0 0 0 0 0 2	0 0 0 0 0 0 2	0 0 0 0 0 0 2	0 1 0 1 0 0 0	0 0 0 0 0 0 2	0 1 0 0 0 0 0
Inning Stats	R: 0 E: 0 K: 0 S: 3 H: 1 LOB: 1 BB: 1 P: 7	R: 0 E: 0 K: 1 S: 5 H: 0 LOB: 0 BB: 0 P: 5	R: 0 E: 0 K: 1 S: 5 H: 0 LOB: 1 BB: 1 P: 9	R: 1 E: 0 K: 2 S: 9 H: 2 LOB: 2 BB: 1 P: 13	R: 2 E: 0 K: 2 S: 10 H: 3 LOB: 1 BB: 0 P: 10	R: 0 E: 0 K: 1 S: 5 H: 0 LOB: 0 BB: 0 P: 5	R: 1 E: 0 K: 1 S: 7 H: 2 LOB: 1 BB: 0 P: 7	R: 0 E: 0 K: 1 S: 5 H: 0 LOB: 1 BB: 1 P: 9	R: 1 E: 0 K: 0 S: 4 H: 2 LOB: 0 BB: 0 P: 4	1B: 8 2B: 1 3B: 0 HR: 1	SF: 1 SAC: 1 DP: 1 HBP: 0						

livebaseballscorecards.com

AB	33
R	5
H	10
RBI	4
BB	4
SO	9
LOB	17

WP: 0 PB: 0 SB: 1 CS: 1 PA: 39

PITCHER		IP	WLS	BF	H	R	ER	SO	BB	IBB	HBP	BLK	WP	HR	S	P	ERA	WHIP
Tom Seaver, R ERA: 2.5	(1, 1)	6.0	W	28	8	4	4	7	3	0	0	0	0	1	39	51	6.00	1.833
Rick Baldwin, R ERA: 2.65	(7, 1)	1.0		4	0	0	0	1	1	0	0	0	0	0	5	9	0.00	1.000
Skip Lockwood, R ERA: 2.77	(8, 1)	2.0	S	7	2	1	1	1	0	0	0	0	0	0	9	9	4.50	1.000

PITCHER		IP	WLS	BF	H	R	ER	SO	BB	IBB	HBP	BLK	WP	HR	S	P	ERA	WHIP

New York Mets @ St. Louis Cardinals

Busch Stadium, St. Louis, MO

Fri Sep 10 1976, 7:05 PM CDT

Att. 14,935 - Unknown

TOP

livebaseballscorecards.com

Batter	1	2	3	4	5	6	7	8	9	AB	R	H	RBI	BB	SO	LOB
Bruce Boisclair, L (1, 8) OBP: 0.326, SLG: 0.350 Lee Mazzilli, S (9, PH) OBP: 0.333, SLG: 1.333 (9, 8)	L6-3 1B		2-3			4-3	F7		G3	4 1	0 0	1 0	0 0	0 0	0 0	1 2
Mike Phillips, L (1, 4) OBP: 0.320, SLG: 0.373 Felix Millan, R (8, 4) OBP: 0.337, SLG: 0.342	L6-3 1-2			4-3	K			4-3	FC4-6 IBB	4 0	0 0	0 0	0 1	0 0	1 0	1 0
John Milner, L (1, 7) OBP: 0.362, SLG: 0.451 (7, 3)	1B			4-1		BB		P4	FC4-6 1-2f	4	0	1	0	1	0	3
Dave Kingman, R (1, 9) OBP: 0.274, SLG: 0.513	5-3			F7		K		K		4	0	0	0	0	2	2
Ed Kranepool, L (1, 3) OBP: 0.338, SLG: 0.389 Pepe Mangual, R (7, PR) OBP: 0.358, SLG: 0.325 (7, 7)		6-3			HBP 5-3 1B		E S 1B		1B S 1B	3 1	0 2	2 1	0 0	0 0	0 0	0 0
John Stearns, R (1, 2) OBP: 0.373, SLG: 0.438		CS 1B			5-3 1-2		E1 1-H		S 1-2 E 1B	4	2	3	0	0	0	1
Leo Foster, R (1, 5) OBP: 0.347, SLG: 0.357 Billy Baldwin, L (7, PH) OBP: 0.200, SLG: 0.125 Roy Staiger, R (7, 5) OBP: 0.299, SLG: 0.312		F8 1-2			HBP BB		K		SH1-4 BB 1-H 2-H 1B	1 1 1	0 0 0	0 0 1	0 0 0	1 0 0	0 1 0	1 2 0
Bud Harrelson, S (1, 6) OBP: 0.354, SLG: 0.294			G3-6-4 1B		G4-6-3 1-2 2-3 HBP		CS 2-H 1B		SH1-4 1-2 BB	2	0	2	1	1	0	0
Mickey Lolich, S (1, 1) OBP: 0.232, SLG: 0.140 Leon Brown, R (7, PR) OBP: 0.247, SLG: 0.257 Skip Lockwood, R (7, 1) OBP: 0.471, SLG: 0.467 Bob Apodaca, R (9, 1) OBP: 0.200, SLG: 0.214			G3-6-4 1-2f		G4-6-3 1-2f		HBP 1-2		SH1-4 1-2 2-3	2 0 0 0	0 0 0 0	0 0 0 0	0 0 0 0	0 0 0 0	0 0 0 0	4 0 0 0
Inning Stats	R: 0 E: 0 K: 0 S: 4 H: 2 LOB: 1 BB: 0 P: 4	R: 0 E: 0 K: 0 S: 3 H: 1 LOB: 0 BB: 0 P: 3	R: 0 E: 0 K: 0 S: 3 H: 1 LOB: 0 BB: 0 P: 3	R: 0 E: 0 K: 0 S: 3 H: 0 LOB: 0 BB: 0 P: 3	R: 0 E: 0 K: 0 S: 3 H: 1 LOB: 2 BB: 1 P: 8	R: 0 E: 0 K: 2 S: 7 H: 0 LOB: 1 BB: 1 P: 11	R: 2 E: 1 K: 1 S: 7 H: 3 LOB: 1 BB: 0 P: 8	R: 0 E: 0 K: 1 S: 5 H: 0 LOB: 0 BB: 0 P: 5	R: 2 E: 0 K: 0 S: 6 H: 3 LOB: 3 BB: 2 P: 14	1B: 11 2B: 1 3B: 0 HR: 0 SF: 0 SAC: 1 DP: 3 HBP: 2						

AB	32
R	4
H	11
RBI	1
BB	4
SO	4
LOB	17

WP: 0 PB: 0 SB: 4 CS: 2 PA: 39

PITCHER		IP	WLS	BF	H	R	ER	SO	BB	IBB	HBP	BLK	WP	HR	S	P	ERA	WHIP
John Denny, R ERA: 2.69	(1, 1)	8.0	L	31	8	2	1	4	2	0	2	0	0	0	35	45	1.12	1.250
Bill Greif, R ERA: 4.93	(9, 1)	0.0		3	3	2	2	0	0	0	0	0	0	0	3	3	∞	∞
John Curtis, L ERA: 4.54	(9, 1)	1.0		5	0	0	0	0	1	1	0	0	0	0	3	11	0.00	1.000

PITCHER	IP	WLS	BF	H	R	ER	SO	BB	IBB	HBP	BLK	WP	HR	S	P	ERA	WHIP

New York Mets @ St. Louis Cardinals

Busch Stadium, St. Louis, MO

Fri Sep 10 1976, 7:05 PM CDT

Att. 14,935 - Unknown

BOTTOM

livebaseballscorecards.com

Batter	1	2	3	4	5	6	7	8	9	AB	R	H	RBI	BB	SO	LOB
Jerry Mumphrey, S (1, 8) OBP: 0.324, SLG: 0.325	F9		FC6-4 1-2f			2B 1-3 2B		FC5-6 1-2f	FC6 1-2f	5	0	1	0	0	0	4
Garry Templeton, S (1, 6) OBP: 0.344, SLG: 0.408	L4-3 1B			K		2-3 3-H 2B		K		4	0	2	1	0	2	1
Lou Brock, L (1, 7) OBP: 0.339, SLG: 0.380	L4-3 1-2			4-3		K		K		4	0	0	0	0	2	4
Ted Simmons, S (1, 2) OBP: 0.369, SLG: 0.393		6-3		4-3		6-3			2B 1B 1B	4	1	1	0	0	0	2
Joe Ferguson, R (1, 9) OBP: 0.325, SLG: 0.364		CS BB			L8		K		K	3	0	0	0	1	2	1
Keith Hernandez, L (1, 3) OBP: 0.379, SLG: 0.431		F8 1-2			4-3		1B		E 1-3 E 2B	4	1	2	0	0	0	1
Hector Cruz, R (1, 5) OBP: 0.278, SLG: 0.317			F8		5-3		K		E5 1B 2-H 3-H 1B	4	0	1	1	0	1	1
Mike Tyson, R (1, 4) OBP: 0.339, SLG: 0.463 Ron Fairly, L (7, PH) OBP: 0.385, SLG: 0.300 Luis Alvarado, R (8, 4) OBP: 0.538, SLG: 0.500			K2-3			F8	F8		F7	2 1 1	0 0 0	0 0 0	0 0 0	1 0 0	0 0 0	0 1 2
John Denny, R (1, 1) OBP: 0.229, SLG: 0.250 Willie Crawford, L (8, PH) OBP: 0.361, SLG: 0.453 Lee Richard, R (8, PR) OBP: 0.215, SLG: 0.270 Bill Greif, R (9, 1) John Curtis, L (9, 1) OBP: 0.250, SLG: 0.233 John Tamargo, S (9, PH) OBP: 0.500, SLG: 0.333			FC6-4 1B			2B 2B 1B		FC5-6 BB	FC6 1-2 1B	2 0 0 0 0 1	1 0 0 0 0 0	2 0 0 0 0 1	0 0 0 0 0 0	0 1 0 0 0 0	0 0 0 0 0 0	0 0 0 0 0 0
Inning Stats	R: 0 E: 0 K: 0 S: 3 H: 1 LOB: 0 BB: 0 P: 3	R: 0 E: 0 K: 0 S: 2 H: 0 LOB: 0 BB: 1 P: 6	R: 0 E: 0 K: 1 S: 6 H: 1 LOB: 1 BB: 0 P: 6	R: 0 E: 0 K: 1 S: 5 H: 0 LOB: 0 BB: 0 P: 5	R: 0 E: 0 K: 0 S: 3 H: 0 LOB: 0 BB: 0 P: 3	R: 1 E: 0 K: 1 S: 8 H: 3 LOB: 2 BB: 0 P: 8	R: 0 E: 0 K: 2 S: 8 H: 1 LOB: 1 BB: 0 P: 8	R: 0 E: 0 K: 2 S: 7 H: 0 LOB: 1 BB: 1 P: 11	R: 2 E: 1 K: 1 S: 9 H: 4 LOB: 2 BB: 0 P: 9	1B: 7 2B: 4 3B: 0 HR: 0 SF: 0 SAC: 0 DP: 1 HBP: 0			WP: 0 PB: 0 SB: 0 CS: 1	PA: 37		

	AB	35
	R	3
	H	10
	RBI	2
	BB	2
	SO	8
	LOB	17

PITCHER		IP	WLS	BF	H	R	ER	SO	BB	IBB	HBP	BLK	WP	HR	S	P	ERA	WHIP
Mickey Lolich, L ERA: 2.94	(1, 1)	6.0	W	22	5	1	1	3	1	0	0	0	0	0	27	31	1.50	1.000
Skip Lockwood, R ERA: 2.9	(7, 1)	2.1		12	4	2	2	5	1	0	0	0	0	0	21	25	7.71	2.143
Bob Apodaca, R ERA: 2.95	(9, 1)	0.2	S	3	1	0	0	0	0	0	0	0	0	0	3	3	0.00	1.500

PITCHER		IP	WLS	BF	H	R	ER	SO	BB	IBB	HBP	BLK	WP	HR	S	P	ERA	WHIP

Batter	1	2	3	4	5	6	7	8	9	AB	R	H	RBI	BB	SO	LOB
Lee Mazzilli, S (1, 8) OBP: 0.143, SLG: 0.571	F7		F8		F7			6-3		4	0	0	0	0	0	1
Felix Millan, R (1, 4) OBP: 0.337, SLG: 0.344	F9		G6-4-3 1-2f			G3 1B 2B		F9		4	1	1	0	0	0	1
John Milner, L (1, 7) OBP: 0.363, SLG: 0.450	BB 1B			BBBB CS BB		G3 2-3			F7	3	0	1	0	1	0	1
Joe Torre, R (1, 3) OBP: 0.354, SLG: 0.404 Pepe Mangual, R (9, PR) OBP: 0.358, SLG: 0.325 Ed Kranepool, L (9, 3) OBP: 0.338, SLG: 0.389	BBBB 1-2 BB			BBBB 1-2 E BB		G5-4-3 3-H 1B			FC6-4 3B	2 0 0	1 1 0	2 0 0	1 0 0	2 0 0	0 0 0	0 0 0
Mike Vail, R (1, 9) OBP: 0.244, SLG: 0.282 Bruce Boisclair, L (7, 9) OBP: 0.328, SLG: 0.350	F7			E4 1-H SF9 2B		G5-4-3 1-2f			FC6-4 IBB	3 0	1 0	1 0	1 0	0 1	0 0	3 0
John Stearns, R (1, 2) OBP: 0.345, SLG: 0.412		L5		SF9 3-H			5-3		FC6-4 1-2f 3-H 1B	3	0	0	2	0	0	1
Leo Foster, R (1, 5) OBP: 0.340, SLG: 0.348		SSS K		F8			F8		1-2 1B	4	0	1	0	0	1	0
Bud Harrelson, S (1, 6) OBP: 0.350, SLG: 0.290		F7			G3		3-1		6-3	4	0	0	0	0	0	3
Jerry Koosman, R (1, 1) OBP: 0.271, SLG: 0.279			G6-4-3 1B		SSS K			SSS K		3	0	1	0	0	2	0
Inning Stats	R: 0 E: 0 K: 0 S: 4 H: 1 LOB: 2 BB: 1 P: 8	R: 0 E: 0 K: 1 S: 5 H: 0 LOB: 0 BB: 0 P: 5	R: 0 E: 0 K: 0 S: 3 H: 1 LOB: 0 BB: 0 P: 3	R: 2 E: 1 K: 0 S: 3 H: 1 LOB: 0 BB: 2 P: 11	R: 0 E: 0 K: 1 S: 5 H: 0 LOB: 0 BB: 0 P: 5	R: 1 E: 0 K: 0 S: 4 H: 2 LOB: 0 BB: 0 P: 4	R: 0 E: 0 K: 0 S: 3 H: 0 LOB: 0 BB: 0 P: 3	R: 0 E: 0 K: 1 S: 5 H: 0 LOB: 0 BB: 0 P: 5	R: 1 E: 0 K: 0 S: 5 H: 2 LOB: 3 BB: 1 P: 9	1B: 4 2B: 2 3B: 1 HR: 0 SF: 1 SAC: 0 DP: 2 HBP: 0						

PITCHER		IP	WLS	BF	H	R	ER	SO	BB	IBB	HBP	BLK	WP	HR	S	P	ERA	WHIP
Pete Falcone, L ERA: 3.25	(1, 1)	6.0	L	23	5	3	2	2	3	0	0	0	0	0	24	36	3.00	1.333
Tom Walker, R ERA: 3.0	(7, 1)	2.0		6	0	0	0	1	0	0	0	0	0	0	8	8	0.00	0.000
Lerrin LaGrow, R ERA: 3.38	(9, 1)	1.0		6	2	1	1	0	0	1	0	0	0	0	5	9	9.00	2.000

PITCHER	IP	WLS	BF	H	R	ER	SO	BB	IBB	HBP	BLK	WP	HR	S	P	ERA	WHIP

TOP

New York Mets @ St. Louis Cardinals

Busch Stadium, St. Louis, MO

Sat Sep 11 1976, 3:33 AM CDT

Att. 8,709 - Unknown

livebaseballscorecards.com

AB	30
R	4
H	7
RBI	4
BB	4
SO	3
LOB	10

WP: 0	PB: 0	SB: 0	CS: 1
PA: 35			

Batter	1	2	3	4	5	6	7	8	9	AB	R	H	RBI	BB	SO	LOB
Jerry Mumphrey, S (1, 9) OBP: 0.323, SLG: 0.324	F7			F7		2-H 1B			6-3	4	0	1	1	0	0	0
Garry Templeton, S (1, 6) OBP: 0.333, SLG: 0.395	K			6-3		P6			5-3	4	0	0	0	0	1	1
Keith Hernandez, L (1, 3) OBP: 0.374, SLG: 0.425	G3			4-3			G3		G3	4	0	0	0	0	0	0
Ted Simmons, S (1, 7) OBP: 0.369, SLG: 0.393		F7			F8		FC5-4 1B			3	0	1	0	0	0	0
Joe Ferguson, R (1, 2) OBP: 0.322, SLG: 0.361		F8			F8		FC5-4 FC6-4 1-2f			3	0	0	0	0	0	1
Hector Cruz, R (1, 5) OBP: 0.276, SLG: 0.315		K			L6		FC6-4 1-2f			3	0	0	0	0	1	1
Vic Harris, S (1, 8) OBP: 0.268, SLG: 0.304			F9			K		L8		3	0	0	0	0	1	0
Mike Tyson, R (1, 4) OBP: 0.335, SLG: 0.457			F7			E3 1B		5-3		3	1	0	0	0	0	0
Pete Falcone, L (1, 1) OBP: 0.175, SLG: 0.164			K			K		6-3		1	0	0	0	0	1	0
Mike Anderson, R (6, PH) OBP: 0.389, SLG: 0.366										1	0	0	0	0	1	1
Tom Walker, R (7, 1)										0	0	0	0	0	0	0
Ken Rudolph, R (8, PH) OBP: 0.184, SLG: 0.243										1	0	0	0	0	0	0
Lerrin LaGrow, R (9, 1)										0	0	0	0	0	0	0
Inning Stats	R: 0 E: 0 K: 1 S: 5 H: 0 LOB: 0 BB: 0 P: 5	R: 0 E: 0 K: 1 S: 5 H: 0 LOB: 0 BB: 0 P: 5	R: 0 E: 0 K: 1 S: 5 H: 0 LOB: 0 BB: 0 P: 5	R: 0 E: 0 K: 0 S: 3 H: 0 LOB: 0 BB: 0 P: 3	R: 0 E: 0 K: 0 S: 3 H: 0 LOB: 0 BB: 0 P: 3	R: 1 E: 1 K: 2 S: 9 H: 1 LOB: 1 BB: 0 P: 9	R: 0 E: 0 K: 0 S: 4 H: 1 LOB: 1 BB: 0 P: 4	R: 0 E: 0 K: 0 S: 3 H: 0 LOB: 0 BB: 0 P: 3	R: 0 E: 0 K: 0 S: 3 H: 0 LOB: 0 BB: 0 P: 3	1B: 2 2B: 0 3B: 0 HR: 0	SF: 0 SAC: 0 DP: 0 HBP: 0						

PITCHER	IP	WLS	BF	H	R	ER	SO	BB	IBB	HBP	BLK	WP	HR	S	P	ERA	WHIP
Jerry Koosman, L (1, 1) ERA: 2.83	9.0	W	30	2	1	0	5	0	0	0	0	0	0	40	40	0.00	0.222

PITCHER	IP	WLS	BF	H	R	ER	SO	BB	IBB	HBP	BLK	WP	HR	S	P	ERA	WHIP

BOTTOM

New York Mets @ St. Louis Cardinals

Busch Stadium, St. Louis, MO

Sat Sep 11 1976, 3:33 AM CDT
Att. 8,709 - Unknown

livebaseballscorecards.com

AB	30
R	1
H	2
RBI	1
BB	0
SO	5
LOB	4

WP: 0 PA: 30
PB: 0
SB: 0
CS: 0

New York Mets @ St. Louis Cardinals

Busch Stadium, St. Louis, MO

Sun Sep 12 1976, 3:33 AM CDT

Att. 28,515 - Unknown

TOP

livebaseballscorecards.com

Batter	1	2	3	4	5	6	7	8	9	AB	R	H	RBI	BB	SO	LOB
Lee Mazzilli, S (1, 8) OBP: 0.333, SLG: 0.444	BBBB 4-0 3-1 S 1B BB		x 0-0 ① F3		BBBB 4-0 WP 1B BB		BBBB 4-0 1B 1-2 BB	x 0-0 ③ F6		2	1	0	0	3	0	2
Felix Millan, R (1, 4) OBP: 0.341, SLG: 0.346	x 0-0 ① 3-1 1-3		BBBB 4-0 BB		x 0-0 ② 1-H 2-H 2B 1B		x 0-0 1-2 2-3 1B		BBBB 4-0 FC3-6 BB	3	1	2	1	2	0	1
John Milner, L (1, 7) (7, 3) OBP: 0.363, SLG: 0.452	x 0-0 CS 3-H 1B		x 0-0 ② F8		x 0-0 2-H 2B		x 0-0 ① P6		x 0-0 ① FC3-6 4-3 1-2f 1B	5	1	2	2	0	0	5
Ed Kranepool, L (1, 3) OBP: 0.341, SLG: 0.390 Dave Kingman, R (7, PH) OBP: 0.273, SLG: 0.512 Pepe Mangual, R (7, 7) OBP: 0.357, SLG: 0.323	x 0-0 ② FC6-4 1-2 1B		x 0-0 ③ F9		4-0 IBB		SSS 0-3 ② K		x 0-0 ② 4-3 2-3	2 1 1	0 0 0	1 0 0	0 0 0	1 0 0	0 1 0	1 3 1
John Stearns, R (1, 2) OBP: 0.333, SLG: 0.393	x 0-0 ③ FC6-4 1-2f			x 0-0 ① 6-3	x 0-0 ③ F7		x 0-0 ③ P4		x 0-0 3-H 1B	5	0	1	1	0	0	6
Billy Baldwin, L (1, 9) OBP: 0.133, SLG: 0.077		x 0-0 ① P6		x 0-0 ② P6		x 0-0 ① 3-1		x 0-0 ① F8	x 0-0 ③ G3	5	0	0	0	0	0	1
Leo Foster, R (1, 5) OBP: 0.321, SLG: 0.327 Mike Phillips, L (8, PH) OBP: 0.322, SLG: 0.376 Leon Brown, R (8, PR) OBP: 0.247, SLG: 0.257 Roy Staiger, R (8, 5) OBP: 0.299, SLG: 0.312		x 0-0 ② 5-3		x 0-0 ③ 1-3		x 0-0 ② 4-3		x 0-0 1B WP 1B		3 1 0 0	0 0 1 0	0 1 0 0	0 0 0 0	0 0 0 0	0 0 0 0	0 0 0 0
Bud Harrelson, S (1, 6) OBP: 0.354, SLG: 0.291		BBBB 4-0 BB		BBBB 4-0 WP SH2-4 1B BB		x 0-0 ③ 6-3		x 0-0 WP 1-3 1B		2	1	1	0	2	0	0
Jon Matlack, L (1, 1) OBP: 0.265, SLG: 0.200 Bruce Boisclair, L (8, PH) OBP: 0.328, SLG: 0.350 Mike Vail, R (8, PH) OBP: 0.242, SLG: 0.280 Bob Apodaca, R (8, 1) OBP: 0.200, SLG: 0.214		x 0-0 ③ F9			x 0-0 ① SH2-4 1-2		x 0-0 1B BB 1B	x 0-0 ② P6 1-2 3-H		2 0 1 0	0 0 0 0	1 0 0 0	0 0 0 0	0 0 0 0	0 0 0 0	1 0 1 0
Inning Stats	R: 1 H: 2 E: 0 LOB: 1 K: 0 BB: 1 S: 4 P: 8	R: 0 H: 0 E: 0 LOB: 1 K: 0 BB: 1 S: 3 P: 7	R: 0 H: 0 E: 0 LOB: 1 K: 0 BB: 1 S: 3 P: 7	R: 0 H: 0 E: 0 LOB: 0 K: 0 BB: 0 S: 3 P: 3	R: 2 H: 2 E: 0 LOB: 2 K: 0 BB: 3 S: 4 P: 16	R: 0 H: 0 E: 0 LOB: 0 K: 0 BB: 0 S: 3 P: 3	R: 0 H: 2 E: 0 LOB: 3 K: 1 BB: 1 S: 7 P: 11	R: 1 H: 2 E: 0 LOB: 2 K: 0 BB: 0 S: 5 P: 5	R: 1 H: 1 E: 1 LOB: 1 K: 0 BB: 1 S: 4 P: 8	1B: 8 SF: 0 2B: 1 SAC: 1 3B: 0 DP: 0 HR: 0 HBP: 0						WP: 2 PA: 42 PB: 0 SB: 1 CS: 1

	AB	33
	R	5
	H	9
	RBI	4
	BB	8
	SO	1
	LOB	22

PITCHER		IP	WLS	BF	H	R	ER	SO	BB	IBB	HBP	BLK	WP	HR	S	P	ERA	WHIP
Eric Rasmussen, R ERA: 3.48	(1, 1)	6.0		29	6	3	3	0	6	1	0	0	1	0	22	50	4.50	2.000
Mike Wallace, L ERA: 3.92	(7, 1)	1.0		3	0	0	0	1	0	0	0	0	0	0	5	5	0.00	0.000
Eddie Solomon, R ERA: 4.03	(8, 1)	0.1		3	2	1	1	0	0	0	0	0	0	0	3	3	27.00	6.000
Doug Capilla, L ERA: 9.0	(8, 1)	1.0	W	4	0	1	1	0	1	0	0	0	1	0	3	7	9.00	1.000
Tom Walker, R ERA: 2.7	(9, 1)	0.2	S	3	1	0	0	0	0	0	0	0	0	0	3	3	0.00	1.500

PITCHER	IP	WLS	BF	H	R	ER	SO	BB	IBB	HBP	BLK	WP	HR	S	P	ERA	WHIP

Batter	1	2	3	4	5	6	7	8	9	AB	R	H	RBI	BB	SO	LOB
Jerry Mumphrey, S (1, 9) (9, 8) OBP: 0.325, SLG: 0.326	K2 1B			G3 1B 1B		4-3	F9			4	1	2	0	0	0	1
Garry Templeton, S (1, 6) OBP: 0.331, SLG: 0.386	K2 1-2f			G3 1-2		6-3		6-3 2B BB		3	1	0	0	1	1	2
Lou Brock, L (1, 7) OBP: 0.340, SLG: 0.380	K			5-3 S 2-H 1B		S BB		K		3	0	1	1	1	2	1
Joe Ferguson, R (1, 2) OBP: 0.319, SLG: 0.357		F9		5-3 1-3		F8 1-2		6-3 1-2		4	0	0	0	0	0	3
Keith Hernandez, L (1, 3) OBP: 0.376, SLG: 0.434		F5		F9			HR	2B IBB		3	2	1	1	1	0	1
Hector Cruz, R (1, 5) OBP: 0.276, SLG: 0.322 Ted Simmons, S (8, PH) OBP: 0.370, SLG: 0.396 Sam Mejias, R (8, PR) (9, 9)		F7			HR		F8	1-H 2-H 2B		3 1 0	1 0 0	1 1 0	1 2 0	0 0 0	0 0 0	0 0 0
Vic Harris, S (1, 8) (9, 5) OBP: 0.272, SLG: 0.307			K		9-3 1B		FC6-4 1B	F2		4	0	2	0	0	1	1
Luis Alvarado, R (1, 4) OBP: 0.438, SLG: 0.400			K		9-3 1-2f		FC6-4 1B 1-2f 1B			3	1	0	0	0	1	2
Eric Rasmussen, R (1, 1) OBP: 0.171, SLG: 0.152 Mike Wallace, L (7, 1) OBP: 0.333, SLG: 0.333 Mike Anderson, R (7, PH) OBP: 0.393, SLG: 0.370 Lee Richard, R (7, PR) OBP: 0.215, SLG: 0.270 Eddie Solomon, R (8, 1) OBP: 0.500, SLG: 1.000 Doug Capilla, L (8, 1) Tom Walker, R (9, 1)			K		4-3		1-H 1B			2 0 1 0 0 0 0 0	0 0 0 0 0 0 0 0	0 0 1 0 0 0 0 0	0 0 1 0 0 0 0 0	1 0 0 0 0 0 0 0	0 0 0 0 0 0 0 0	0 0 0 0 0 0 0 0
Inning Stats	R: 0 H: 1 E: 0 LOB: 0 K: 2 BB: 0 S: 7 P: 7	R: 0 H: 0 E: 0 LOB: 0 K: 0 BB: 0 S: 3 P: 3	R: 0 H: 0 E: 0 LOB: 0 K: 3 BB: 0 S: 9 P: 9	R: 1 H: 2 E: 0 LOB: 1 K: 0 BB: 0 S: 5 P: 5	R: 1 H: 2 E: 0 LOB: 0 K: 0 BB: 0 S: 4 P: 4	R: 0 H: 0 E: 0 LOB: 1 K: 0 BB: 1 S: 3 P: 7	R: 2 H: 3 E: 0 LOB: 1 K: 0 BB: 0 S: 6 P: 6	R: 2 H: 1 E: 0 LOB: 1 K: 1 BB: 2 S: 6 P: 14		1B: 6 2B: 3 3B: 0 HR: 2	SF: 0 SAC: 0 DP: 2 HBP: 0		WP: 0 PB: 0 SB: 2 CS: 0	PA: 34		

PITCHER		IP	WLS	BF	H	R	ER	SO	BB	IBB	HBP	BLK	WP	HR	S	P	ERA	WHIP
Jon Matlack, L ERA: 2.81	(1, 1)	7.0		28	8	4	4	5	1	0	0	0	0	2	37	41	5.14	1.286
Bob Apodaca, R ERA: 3.14	(8, 1)	1.0	L	6	1	2	2	1	1	1	0	0	0	0	6	14	18.00	2.000

PITCHER	IP	WLS	BF	H	R	ER	SO	BB	IBB	HBP	BLK	WP	HR	S	P	ERA	WHIP

BOTTOM

New York Mets @ St. Louis Cardinals

Busch Stadium, St. Louis, MO

Sun Sep 12 1976, 3:33 AM CDT
Att. 28,515 - Unknown

livebaseballscorecards.com

AB	31
R	6
H	9
RBI	6
BB	3
SO	6
LOB	11

New York Mets @ Pittsburgh Pirates

Three Rivers Stadium, Pittsburgh, PA

Mon Sep 13 1976, 7:05 PM EDT

Att. 7,892 - Unknown

TOP

livebaseballscorecards.com

Batter	1	2	3	4	5	6	7	8	9	AB	R	H	RBI	BB	SO	LOB
Bruce Boisclair, L (1, 8) OBP: 0.333, SLG: 0.353	BBBB 4-0 L4-3 BB		x 0-0 ② 2-H 1B			x 0-0 E1 SH1-4	x 0-0 ② 1-3 2-3 3-H 1B 1B		x 0-0 ③ 4-3	4	1	2	1	1	0	0
Felix Millan, R (1, 4) OBP: 0.341, SLG: 0.346	x 0-0 ① ② L4-3 1-2		x 0-0 ③ F7			x 0-0 ① SH1-4 1-2	x 0-0 2-H 3-H 2B 1B			3	1	1	2	0	0	2
John Milner, L (1, 7) OBP: 0.362, SLG: 0.453	x 0-0 ③ 6-3			x 0-0 ① F8		x 0-0 ② P6	x 0-0 1-H 2B			4	0	1	1	0	0	1
Dave Kingman, R (1, 9) OBP: 0.271, SLG: 0.507		SSS 0-3 ① K		SSS 0-3 ② K		SSS 0-3 ③ K	SSS 0-3 ③ K			4	0	0	0	0	4	2
Ed Kranepool, L (1, 3) OBP: 0.342, SLG: 0.394		SSS 0-3 ② K		x 0-0 2B			x 0-0 2B 1B 1B	x 0-0 ① 1-3		4	1	2	0	0	1	0
John Stearns, R (1, 2) OBP: 0.344, SLG: 0.407		BBBB 4-0 BB		x 0-0 ③ F7			x 0-0 1B 1-3 FC1-2 2B	SSS 0-3 ② K2-3		3	0	1	0	1	1	1
Roy Staiger, R (1, 5) OBP: 0.298, SLG: 0.308		x 0-0 ③ 6-3			x 0-0 ① 6-3		4-0 FC1-2 1B 1B IBB	x 0-0 ③ 5-3		3	1	0	0	1	0	1
Bud Harrelson, S (1, 6) OBP: 0.358, SLG: 0.295			x 0-0 SH1-4 1B 1B		BBBB 4-0 CS BB		x 0-0 1B FC1-2 1B 1-2 2-3 3-H 1B		x 0-0 ① P6	3	1	2	1	1	0	0
Tom Seaver, R (1, 1) OBP: 0.193, SLG: 0.095			x 0-0 ① SH1-4 1-2		x 0-0 ② ③ F8 1-2		x 0-0 ① FC1-2 1B 1-2 2-3 3-Hf		x 0-0 ② F8	3	0	0	0	0	0	4
Inning Stats	R: 0 H: 0 E: 0 LOB: 0 K: 0 BB: 1 S: 2 P: 6	R: 0 H: 0 E: 0 LOB: 1 K: 2 BB: 1 S: 7 P: 11	R: 0 H: 2 E: 0 LOB: 1 K: 0 BB: 0 S: 4 P: 4	R: 0 H: 1 E: 0 LOB: 1 K: 1 BB: 0 S: 6 P: 6	R: 0 H: 0 E: 0 LOB: 0 K: 0 BB: 1 S: 2 P: 6	R: 0 H: 0 E: 1 LOB: 1 K: 1 BB: 0 S: 6 P: 6	R: 5 H: 6 E: 0 LOB: 1 K: 1 BB: 1 S: 10 P: 14	R: 0 H: 0 E: 0 LOB: 0 K: 1 BB: 0 S: 5 P: 5	R: 0 H: 0 E: 0 LOB: 0 K: 0 BB: 0 S: 3 P: 3	1B: 6 SF: 0 2B: 4 SAC: 2 3B: 0 DP: 1 HR: 0 HBP: 0						

	AB	31
	R	5
	H	9
	RBI	5
	BB	4
	SO	6
	LOB	11

WP: 0 PA: 37
PB: 0
SB: 0
CS: 1

PITCHER		IP	WLS	BF	H	R	ER	SO	BB	IBB	HBP	BLK	WP	HR	S	P	ERA	WHIP
Larry Demery, R ERA: 3.06	(1, 1)	6.2	L	29	8	5	5	4	3	1	0	0	0	0	33	49	6.75	1.650
Dave Giusti, R ERA: 4.65	(7, 1)	0.1		2	1	0	0	1	0	0	0	0	0	0	4	4	0.00	3.000
Doug Bair, R ERA:	(8, 1)	2.0		6	0	0	0	1	0	0	0	0	0	0	8	8	0.00	0.000

PITCHER		IP	WLS	BF	H	R	ER	SO	BB	IBB	HBP	BLK	WP	HR	S	P	ERA	WHIP

New York Mets @ Pittsburgh Pirates

Three Rivers Stadium, Pittsburgh, PA

Mon Sep 13 1976, 7:05 PM EDT

Att. 7,892 - Unknown

livebaseballscorecards.com

BOTTOM

Batter	1	2	3	4	5	6	7	8	9	AB	R	H	RBI	BB	SO	LOB
Frank Taveras, R (1, 6) OBP: 0.326, SLG: 0.297	K		L9		F9			6-3		4	0	0	0	0	1	4
Omar Moreno, L (1, 8) OBP: 0.363, SLG: 0.352	K			F8		F8		K		4	0	0	0	0	2	0
Richie Zisk, R (1, 7) OBP: 0.346, SLG: 0.472	K			P6		6-3		K		4	0	0	0	0	2	0
Willie Stargell, L (1, 3) OBP: 0.336, SLG: 0.441		4-3		K		2B			K	4	0	1	0	0	2	0
Dave Parker, L (1, 9) OBP: 0.338, SLG: 0.456		K			K	K			1-3	4	0	0	0	0	3	1
Richie Hebner, L (1, 5) OBP: 0.321, SLG: 0.360		F9			BB 1B 1B		G3		F8	4	0	1	0	0	0	0
Rennie Stennett, R (1, 4) OBP: 0.288, SLG: 0.346			F3		BB 1-2 1B		1-3			3	0	1	0	0	0	0
Manny Sanguillen, R (1, 2) OBP: 0.338, SLG: 0.378 Duffy Dyer, R (3, PH) OBP: 0.360, SLG: 0.370 (4, 2)			1B		1-2 2-3 BB		2B			0 2	0 0	0 2	0 0	0 1	0 0	0 0
Larry Demery, R (1, 1) OBP: 0.162, SLG: 0.114 Dave Giusti, R (7, 1) Ed Kirkpatrick, L (7, PH) OBP: 0.306, SLG: 0.300 Doug Bair, R (8, 1)			F8		K		K			2 0 1 0	0 0 0 0	0 0 0 0	0 0 0 0	0 0 0 0	1 0 1 0	4 0 1 0
Inning Stats	R: 0 E: 0 K: 3 S: 9 H: 0 LOB: 0 BB: 0 P: 9	R: 0 E: 0 K: 1 S: 5 H: 0 LOB: 0 BB: 0 P: 5	R: 0 E: 0 K: 0 S: 4 H: 1 LOB: 1 BB: 0 P: 4	R: 0 E: 0 K: 1 S: 5 H: 0 LOB: 0 BB: 0 P: 5	R: 0 E: 0 K: 2 S: 9 H: 2 LOB: 3 BB: 1 P: 13	R: 0 E: 0 K: 1 S: 6 H: 1 LOB: 1 BB: 0 P: 6	R: 0 E: 0 K: 1 S: 6 H: 1 LOB: 1 BB: 0 P: 6	R: 0 E: 0 K: 2 S: 7 H: 0 LOB: 0 BB: 0 P: 7	R: 0 E: 0 K: 1 S: 5 H: 0 LOB: 0 BB: 0 P: 5	1B: 3 2B: 2 3B: 0 HR: 0 SF: 0 SAC: 0 DP: 0 HBP: 0						

	AB	32
	R	0
	H	5
	RBI	0
	BB	1
	SO	12
	LOB	10

WP: 0 PB: 0 SB: 0 CS: 0 PA: 33

PITCHER		IP	WLS	BF	H	R	ER	SO	BB	IBB	HBP	BLK	WP	HR	S	P	ERA	WHIP
Tom Seaver, R ERA: 2.4	(1, 1)	9.0	W	33	5	0	0	12	1	0	0	0	0	0	56	60	0.00	0.667

PITCHER	IP	WLS	BF	H	R	ER	SO	BB	IBB	HBP	BLK	WP	HR	S	P	ERA	WHIP

Batter	1	2	3	4	5	6	7	8	9	AB	R	H	RBI	BB	SO	LOB
Lee Mazzilli, S (1, 8) OBP: 0.250, SLG: 0.308	F7		5-3		K			6-3		4	0	0	0	0	1	1
Felix Millan, R (1, 4) OBP: 0.343, SLG: 0.347	G4-6-3, 1B			4-3		1-3		1B		4	0	2	0	0	0	0
John Milner, L (1, 7) OBP: 0.361, SLG: 0.449	G4-6-3, 1-2f			HR, BB		F5		F8		3	1	0	0	1	0	2
Joe Torre, R (1, 3) OBP: 0.359, SLG: 0.417		G4-6-3, 1B		1-H, HR		BB			P4	3	1	2	2	1	0	0
Dave Kingman, R (1, 9) OBP: 0.271, SLG: 0.505		F9		K2-3		K			1B, 1B	4	1	1	0	0	2	2
John Stearns, R (1, 2) OBP: 0.353, SLG: 0.403		G4-6-3, 1-2f		BB			P6		E, 1B, FC4-6, 1-3	3	1	1	0	1	0	1
Roy Staiger, R (1, 5) OBP: 0.295, SLG: 0.305			6-3	6-3			5-3		E8, FC4-6, 1-3, 3-H	3	0	0	0	0	0	1
Ed Kranepool, L (9, PH) OBP: 0.344, SLG: 0.395									1B	1	0	1	1	0	0	0
Leo Foster, R (9, PR) OBP: 0.321, SLG: 0.327										0	0	0	0	0	0	0
(9, 5)																
Bud Harrelson, S (1, 6) OBP: 0.355, SLG: 0.291			F2		5-3		F7		FC4-6, 1-2f, 3-H	4	0	0	1	0	0	1
Craig Swan, R (1, 1) OBP: 0.211, SLG: 0.118			1B		K			F3	F9	2	0	1	0	0	1	0
Mike Vail, R (8, PH) OBP: 0.241, SLG: 0.278										1	0	0	0	0	0	0
Skip Lockwood, R (8, 1) OBP: 0.444, SLG: 0.438										1	0	0	0	0	0	1

Inning Stats	1	2	3	4	5	6	7	8	9
	R: 0 E: 0 K: 0 S: 3	H: 1 LOB: 0 BB: 0 P: 3	R: 0 E: 0 K: 0 S: 3	H: 1 LOB: 0 BB: 0 P: 3	R: 0 E: 0 K: 0 S: 4	H: 1 LOB: 1 BB: 0 P: 4	R: 2 E: 0 K: 1 S: 6	H: 1 LOB: 1 BB: 2 P: 14	R: 0 E: 0 K: 2 S: 7	H: 0 LOB: 0 BB: 0 P: 7	R: 0 E: 0 K: 1 S: 5	H: 0 LOB: 1 BB: 1 P: 9	R: 0 E: 0 K: 0 S: 3	H: 0 LOB: 0 BB: 0 P: 3	R: 0 E: 0 K: 0 S: 4	H: 1 LOB: 1 BB: 0 P: 4	R: 2 E: 1 K: 0 S: 6	H: 3 LOB: 1 BB: 0 P: 6

1B: 7 SF: 0
2B: 0 SAC: 0
3B: 0 DP: 2
HR: 1 HBP: 0

WP: 0 PA: 36
PB: 0
SB: 0
CS: 0

PITCHER		IP	WLS	BF	H	R	ER	SO	BB	IBB	HBP	BLK	WP	HR	S	P	ERA	WHIP
Jim Rooker, L ERA: 3.5	(1, 1)	8.1	L	33	7	4	3	4	3	0	0	0	0	1	38	50	3.24	1.200
Kent Tekulve, R ERA: 2.47	(9, 1)	0.2		3	1	0	0	0	0	0	0	0	0	0	3	3	0.00	1.500

PITCHER		IP	WLS	BF	H	R	ER	SO	BB	IBB	HBP	BLK	WP	HR	S	P	ERA	WHIP

TOP

New York Mets @ Pittsburgh Pirates

Three Rivers Stadium, Pittsburgh, PA

Tue Sep 14 1976, 7:05 PM EDT
Att. 7,867 - Unknown

livebaseballscorecards.com

AB	33
R	4
H	8
RBI	4
BB	3
SO	4
LOB	9

Batter	1	2	3	4	5	6	7	8	9	AB	R	H	RBI	BB	SO	LOB
Frank Taveras, R (1, 6) OBP: 0.323, SLG: 0.295	F7		3-1		P6		F8			4	0	0	0	0	0	0
Omar Moreno, L (1, 8) OBP: 0.368, SLG: 0.359	4-3		S, 1B		F8			4-3, S, FC4-6, 1B		4	2	2	0	0	0	0
Richie Zisk, R (1, 7) OBP: 0.345, SLG: 0.470	F3		1-H, 1B			L6		4-3, 1-3		4	0	1	1	0	0	1
Bill Robinson, R (9, 7) OBP: 0.323, SLG: 0.529										0	0	0	0	0	0	0
Willie Stargell, L (1, 3) OBP: 0.338, SLG: 0.438		BB, 1B, BB	F9			3-1		FC4-6, IBB		2	0	0	0	2	0	1
Dave Parker, L (1, 9) OBP: 0.339, SLG: 0.456		BB, 1-2, 1B	4-3			1B		FC4-6, S, 1-2f, 3-H		4	0	2	1	0	0	2
Richie Hebner, L (1, 5) OBP: 0.318, SLG: 0.356		P3		4-3		L9		K, 1-2		4	0	0	0	0	1	4
Rennie Stennett, R (1, 4) OBP: 0.290, SLG: 0.351		1-2, 2-3, BB		F8			HR		K2-3	3	1	1	1	1	1	0
Duffy Dyer, R (1, 2) OBP: 0.352, SLG: 0.359		K		F9			F7		F9	4	0	0	0	0	1	3
Jim Rooker, R (1, 1) OBP: 0.224, SLG: 0.323		F8			K		F6		4-3	3	0	0	0	0	1	3
Kent Tekulve, R (9, 1)										0	0	0	0	0	0	0
Al Oliver, L (9, PH) OBP: 0.367, SLG: 0.490										1	0	0	0	0	0	0
Inning Stats	R: 0, E: 0, K: 0, S: 3 H: 0, LOB: 0, BB: 0, P: 3	R: 0, E: 0, K: 1, S: 6 H: 1, LOB: 3, BB: 2, P: 14	R: 1, E: 0, K: 0, S: 5 H: 2, LOB: 1, BB: 0, P: 5	R: 0, E: 0, K: 0, S: 3 H: 0, LOB: 0, BB: 0, P: 3	R: 0, E: 0, K: 1, S: 5 H: 0, LOB: 0, BB: 0, P: 5	R: 0, E: 0, K: 0, S: 4 H: 1, LOB: 1, BB: 0, P: 4	R: 1, E: 0, K: 0, S: 4 H: 1, LOB: 0, BB: 0, P: 4	R: 1, E: 0, K: 1, S: 6 H: 1, LOB: 1, BB: 1, P: 10	R: 0, E: 0, K: 1, S: 5 H: 0, LOB: 0, BB: 0, P: 5	1B: 5, 2B: 0, 3B: 0, HR: 1 SF: 0, SAC: 0, DP: 0, HBP: 0						

PITCHER		IP	WLS	BF	H	R	ER	SO	BB	IBB	HBP	BLK	WP	HR	S	P	ERA	WHIP
Craig Swan, R ERA: 3.52	(1, 1)	7.0		28	5	2	2	2	2	0	0	0	0	1	30	38	2.57	1.000
Skip Lockwood, R ERA: 2.94	(8, 1)	2.0	W	8	1	1	1	2	0	1	0	0	0	0	11	15	4.50	0.500

PITCHER	IP	WLS	BF	H	R	ER	SO	BB	IBB	HBP	BLK	WP	HR	S	P	ERA	WHIP

BOTTOM

New York Mets @ Pittsburgh Pirates

Three Rivers Stadium, Pittsburgh, PA

Tue Sep 14 1976, 7:05 PM EDT

Att. 7,867 - Unknown

livebaseballscorecards.com

AB	33
R	3
H	6
RBI	3
BB	3
SO	4
LOB	14

Batter	1	2	3	4	5	6	7	8	9	AB	R	H	RBI	BB	SO	LOB
Jerry Mumphrey, S (1, 8) OBP: 0.321, SLG: 0.321	6-3		F9		1-3		SH1-3		F8	4	0	0	0	0	0	2
Garry Templeton, S (1, 6) OBP: 0.320, SLG: 0.366	K		HR BB BB		4-3 1B 1B		P4		F8	4	2	1	1	1	1	1
Keith Hernandez, L (1, 3) OBP: 0.383, SLG: 0.433	1B		HR BB		4-3		IBB			2	1	1	0	2	0	1
Joe Ferguson, R (1, 2) OBP: 0.320, SLG: 0.366	5-3		HR		1B		P6			4	1	2	5	0	0	3
Mike Anderson, R (1, 9) OBP: 0.393, SLG: 0.385 Sam Mejias, R (8, 9)		F3	K		F8			HR		4 0	1 0	1 0	1 0	0 0	1 0	1 0
Hector Cruz, R (1, 5) OBP: 0.276, SLG: 0.317		F8		6-3		F2		5-3		4	0	0	0	0	0	0
Vic Harris, S (1, 7) OBP: 0.278, SLG: 0.321		P4		F8		F8		K		4	0	0	0	0	1	0
Luis Alvarado, R (1, 4) OBP: 0.350, SLG: 0.316			F8	6-3		F7		5-3		4	0	0	0	0	0	0
John Denny, R (1, 1) OBP: 0.262, SLG: 0.283			BB S HR 1B		1-3 1B 1B		SH1-3 1B		F2	4	2	3	0	0	0	0
Inning Stats	R: 0 E: 0 K: 1 S: 6 H: 1 LOB: 1 BB: 0 P: 6	R: 0 E: 0 K: 0 S: 3 H: 0 LOB: 0 BB: 0 P: 3	R: 4 E: 0 K: 1 S: 7 H: 2 LOB: 0 BB: 2 P: 15	R: 0 E: 0 K: 0 S: 3 H: 0 LOB: 0 BB: 0 P: 3	R: 2 E: 0 K: 0 S: 6 H: 3 LOB: 1 BB: 0 P: 6	R: 0 E: 0 K: 0 S: 3 H: 0 LOB: 0 BB: 0 P: 3	R: 0 E: 0 K: 0 S: 4 H: 1 LOB: 2 BB: 1 P: 8	R: 1 E: 0 K: 1 S: 6 H: 1 LOB: 0 BB: 0 P: 6	R: 0 E: 0 K: 0 S: 3 H: 0 LOB: 0 BB: 0 P: 3	1B: 6 2B: 0 3B: 0 HR: 2 SF: 0 SAC: 1 DP: 0 HBP: 0						

TOP

St. Louis Cardinals @ New York Mets

Shea Stadium, Flushing, NY

Wed Sep 15 1976, 7:05 PM EDT

Unknown

livebaseballscorecards.com

AB	34
R	7
H	8
RBI	7
BB	3
SO	3
LOB	8

WP: 0 PB: 0 SB: 1 CS: 0 PA: 38

PITCHER		IP	WLS	BF	H	R	ER	SO	BB	IBB	HBP	BLK	WP	HR	S	P	ERA	WHIP
Mickey Lolich, L ERA: 3.16	(1, 1)	4.2	L	22	6	6	6	2	2	0	0	0	0	1	24	32	11.57	1.714
Bob Myrick, L ERA: 3.22	(5, 1)	1.1		4	0	0	0	0	0	0	0	0	0	0	4	4	0.00	0.000
Ken Sanders, R ERA: 2.87	(7, 1)	2.0		9	2	1	1	1	0	1	0	0	0	1	10	14	4.50	1.000
Rick Baldwin, R ERA: 2.5	(9, 1)	1.0		3	0	0	0	0	0	0	0	0	0	0	3	3	0.00	0.000

PITCHER	IP	WLS	BF	H	R	ER	SO	BB	IBB	HBP	BLK	WP	HR	S	P	ERA	WHIP

BOTTOM

St. Louis Cardinals @ New York Mets

Shea Stadium, Flushing, NY

Wed Sep 15 1976, 7:05 PM EDT

Unknown

livebaseballscorecards.com

Batter	1	2	3	4	5	6	7	8	9	AB	R	H	RBI	BB	SO	LOB
Bruce Boisclair, L (1, 8) OBP: 0.332, SLG: 0.349	G3		G3			F8			BB	3	0	0	0	1	0	2
Felix Millan, R (1, 4) OBP: 0.342, SLG: 0.346	1-3			5-3		FC4-6 1-2f			1-2 1B	4	0	1	0	0	0	1
John Milner, L (1, 7) OBP: 0.360, SLG: 0.447	1-3			4-3 WP 1B		F8			K	4	0	1	0	0	1	3
Ed Kranepool, L (1, 3) OBP: 0.343, SLG: 0.394		1-3		4-3 1-3			F8		1-2 2-3 1B	4	0	1	0	0	0	1
Dave Kingman, R (1, 9) OBP: 0.271, SLG: 0.502		CS 1B		P1			K		F7	4	0	1	0	0	1	4
Ron Hodges, L (1, 2) OBP: 0.346, SLG: 0.351		K 1-2			3-1		4-3		4-3	4	0	0	0	0	1	4
Roy Staiger, R (1, 5) OBP: 0.292, SLG: 0.301			5-3		1-3			5-3		3	0	0	0	0	0	0
Bud Harrelson, S (1, 6) OBP: 0.354, SLG: 0.289			BB		G3			6-3		2	0	0	0	1	0	0
Mickey Lolich, S (1, 1) OBP: 0.228, SLG: 0.137			K			FC4-6 BB		4-3		1	0	0	0	0	1	1
Bob Myrick, R (5, 1)										0	0	0	0	0	0	0
Lee Mazzilli, S (6, PH) OBP: 0.294, SLG: 0.308										0	0	0	0	1	0	0
Ken Sanders, R (7, 1)										0	0	0	0	0	0	0
Mike Phillips, L (8, PH) OBP: 0.321, SLG: 0.374										1	0	0	0	0	0	0
Rick Baldwin, L (9, 1) OBP: 0.500, SLG: 0.500										0	0	0	0	0	0	0

Inning Stats	1	2	3	4	5	6	7	8	9
	R: 0 H: 0 E: 0 LOB: 0 K: 0 BB: 0 S: 3 P: 3	R: 0 H: 1 E: 0 LOB: 0 K: 1 BB: 0 S: 5 P: 5	R: 0 H: 0 E: 0 LOB: 1 K: 1 BB: 1 S: 5 P: 9	R: 0 H: 1 E: 0 LOB: 1 K: 0 BB: 0 S: 4 P: 4	R: 0 H: 0 E: 0 LOB: 0 K: 0 BB: 0 S: 3 P: 3	R: 0 H: 0 E: 0 LOB: 1 K: 0 BB: 1 S: 3 P: 7	R: 0 H: 0 E: 0 LOB: 0 K: 1 BB: 0 S: 5 P: 5	R: 0 H: 0 E: 0 LOB: 0 K: 0 BB: 0 S: 3 P: 3	R: 0 H: 2 E: 0 LOB: 3 K: 1 BB: 1 S: 7 P: 11

	1B	SF	WP	PA
	4	0	1	33
	2B	SAC	PB	
	0	0	0	
	3B	DP	SB	
	0	0	0	
	HR: 0	HBP: 0	CS: 1	

AB	30
R	0
H	4
RBI	0
BB	3
SO	4
LOB	16

PITCHER	IP	WLS	BF	H	R	ER	SO	BB	IBB	HBP	BLK	WP	HR	S	P	ERA	WHIP
John Denny, R (1, 1) ERA: 2.56	9.0	W	33	4	0	0	4	3	0	0	0	1	0	38	50	0.00	0.778

PITCHER	IP	WLS	BF	H	R	ER	SO	BB	IBB	HBP	BLK	WP	HR	S	P	ERA	WHIP

Batter	1	2	3	4	5	6	7	8	9	AB	R	H	RBI	BB	SO	LOB
Jerry Mumphrey, S (1, 8) OBP: 0.319, SLG: 0.317	BBBB 4-0 1B BB		SSS 0-3 ① K	x 0-0 ② G3		SSS 0-3 ③ K			x 0-0 ① 6-3	4	0	0	0	1	2	0
Garry Templeton, S (1, 6) OBP: 0.329, SLG: 0.380	SSS 0-3 ① K		x 0-0 2B 2B	x 0-0 ③ 6-3			x 0-0 4-3 1B		x 0-0 1B	5	1	3	0	0	1	1
Keith Hernandez, L (1, 3) OBP: 0.383, SLG: 0.436	x 0-0 ② F8		x 0-0 1B 2B 2-H		x 0-0 2B 1B		x 0-0 ① 4-3 1-2		x 0-0 ② F7	5	2	2	1	0	0	3
Ted Simmons, S (1, 2) OBP: 0.374, SLG: 0.398	x 0-0 1-3 1B		4-0 1B 1B IBB		x 0-0 SH2-3 1-H 2B		4-0 G4-6-3 IBB		x 0-0 ③ P4	3	1	2	1	2	0	1
Vic Harris, S (1, 9) OBP: 0.275, SLG: 0.317	x 0-0 ③ 4-3		x 0-0 ② F8		x 0-0 ① SH2-3 2-3		x 0-0 ②③ G4-6-3 1-2f			3	0	0	0	0	0	6
Hector Cruz, R (1, 5) OBP: 0.277, SLG: 0.319		x 0-0 1B	x 0-0 1B 1B 1-3 2-H		SSS 0-3 ② K			x 0-0 ① F8		4	0	2	1	0	1	1
Don Kessinger, S (1, 4) OBP: 0.317, SLG: 0.313		x 0-0 ① P6	x 0-0 1B 1-2 3-H		x 0-0 ③ F9			x 0-0 ② 6-3		4	0	1	1	0	0	2
Mike Potter, R (1, 7) Charlie Chant, R (8, 7) OBP: 0.100, SLG: 0.100		SSS 0-3 ② K	x 0-0 ③ F7			x 0-0 ① 6-3		BBBB 4-0 FC4-6 BB		3 0	0 0	0 0	0 0	1 0	1 0	3 0
John Curtis, L (1, 1) OBP: 0.222, SLG: 0.206		x 0-0 ③ 1-3		SSS 0-3 ① K		x 0-0 ② B1-3		x 0-0 ③ FC4-6 1-2f		4	0	0	0	0	1	2
Inning Stats	R: 0 E: 0 K: 1 S: 6 H: 1 LOB: 2 BB: 1 P: 10	R: 0 E: 0 K: 1 S: 6 H: 1 LOB: 1 BB: 0 P: 6	R: 3 E: 0 K: 1 S: 9 H: 4 LOB: 2 BB: 1 P: 13	R: 0 E: 0 K: 1 S: 5 H: 0 LOB: 0 BB: 0 P: 5	R: 1 E: 0 K: 1 S: 7 H: 2 LOB: 1 BB: 0 P: 7	R: 0 E: 0 K: 1 S: 5 H: 0 LOB: 0 BB: 0 P: 5	R: 0 E: 0 K: 0 S: 3 H: 1 LOB: 1 BB: 1 P: 7	R: 0 E: 0 K: 0 S: 3 H: 0 LOB: 1 BB: 1 P: 7	R: 0 E: 0 K: 0 S: 4 H: 1 LOB: 1 BB: 0 P: 4	1B: 7 2B: 3 3B: 0 HR: 0 SF: 0 SAC: 1 DP: 1 HBP: 0						

TOP

St. Louis Cardinals @ New York Mets

Shea Stadium, Flushing, NY

Wed Sep 15 1976, 7:05 PM EDT

Att. 9,963 - Unknown

livebaseballscorecards.com

AB	35
R	4
H	10
RBI	4
BB	4
SO	6
LOB	19

WP: 0 PB: 0 SB: 0 CS: 0 PA: 40

PITCHER		IP	WLS	BF	H	R	ER	SO	BB	IBB	HBP	BLK	WP	HR	S	P	ERA	WHIP
Nino Espinosa, R ERA: 4.35	(1, 1)	3.0	L	17	6	3	3	3	1	1	0	0	0	0	21	29	9.00	2.333
Bob Apodaca, R ERA: 3.1	(4, 1)	4.0		15	3	1	1	3	0	1	0	0	0	0	20	24	2.25	0.750
Bob Myrick, L ERA: 2.96	(8, 1)	2.0		8	1	0	0	0	1	0	0	0	0	0	7	11	0.00	1.000

PITCHER	IP	WLS	BF	H	R	ER	SO	BB	IBB	HBP	BLK	WP	HR	S	P	ERA	WHIP

BOTTOM

St. Louis Cardinals @ New York Mets

Shea Stadium, Flushing, NY

Wed Sep 15 1976, 7:05 PM EDT

Att. 9,963 - Unknown

Batter	1	2	3	4	5	6	7	8	9	AB	R	H	RBI	BB	SO	LOB
Lee Mazzilli, S (1, 8) OBP: 0.286, SLG: 0.294	6-3		5-3 1-2 2-3		1-3 1B		F7			4	0	1	0	0	0	3
Felix Millan, R (1, 4) OBP: 0.341, SLG: 0.345	P4		BB 2-3 3-H 1B		1-3 1-2		F7			4	0	1	1	0	0	2
Mike Vail, R (1, 9) OBP: 0.241, SLG: 0.277	1B		F9		6-3			K		4	0	1	0	0	1	3
Joe Torre, R (1, 3) OBP: 0.358, SLG: 0.412	F7		BB 1-2			1-3		5-3		3	0	0	0	1	0	1
John Stearns, R (1, 2) OBP: 0.333, SLG: 0.379		K	F8			5-3		6-3		4	0	0	0	0	1	3
Pepe Mangual, R (1, 7) OBP: 0.359, SLG: 0.324		K		F8		E2 1B			BB G6-4-3	3	0	1	0	1	1	0
Roy Staiger, R (1, 5) OBP: 0.287, SLG: 0.296		F9		F8		F9			G6-4-3 1-2f	4	0	0	0	0	0	2
Leo Foster, R (1, 6) OBP: 0.317, SLG: 0.321			WP 1B 1B 1B	F2			F8		G3	4	1	1	0	0	0	0
Nino Espinosa, R (1, 1)					5-3					0	0	0	0	0	0	0
Jerry Grote, R (3, PH) OBP: 0.353, SLG: 0.359										1	0	1	0	0	0	0
Bob Apodaca, R (4, 1) OBP: 0.188, SLG: 0.200										1	0	0	0	0	0	0
Leon Brown, R (7, PH) OBP: 0.257, SLG: 0.257			1B 1-2 WP 1B							0	0	0	0	1	0	0
Bob Myrick, R (8, 1)							BB			0	0	0	0	0	0	0

Inning Stats	1	2	3	4	5	6	7	8	9
R	0	0	1	0	0	0	0	0	0
E	0	0	0	0	0	1	0	0	0
K	0	2	0	0	0	0	0	1	0
S	4	7	6	3	4	4	3	5	2
H	1	0	3	0	1	1	0	0	0
LOB	1	0	3	0	1	1	1	0	0
BB	0	0	1	0	0	0	1	0	1
P	4	7	10	3	4	4	7	5	6

1B	6	SF	0	WP	1	PA	35
2B	0	SAC	0	PB	0		
3B	0	DP	1	SB	0		
HR	0	HBP	0	CS	0		

AB	32	
R	1	
H	6	
RBI	1	
BB	3	
SO	3	
LOB	14	

livebaseballscorecards.com

PITCHER		IP	WLS	BF	H	R	ER	SO	BB	IBB	HBP	BLK	WP	HR	S	P	ERA	WHIP
John Curtis, L ERA: 4.29	(1, 1)	9.0	W	35	6	1	1	3	3	0	0	0	1	0	38	50	1.00	1.000

PITCHER	IP	WLS	BF	H	R	ER	SO	BB	IBB	HBP	BLK	WP	HR	S	P	ERA	WHIP

Batter	1	2	3	4	5	6	7	8	9	AB	R	H	RBI	BB	SO	LOB
Vic Harris, S (1, 8) OBP: 0.279, SLG: 0.317	K		1B		BB			K		3	0	1	0	1	2	0
Luis Alvarado, R (1, 4) OBP: 0.375, SLG: 0.318	6-3 BB		1-3 1B		P4			P4		3	0	1	0	1	0	1
Keith Hernandez, L (1, 3) OBP: 0.382, SLG: 0.443	6-3 1-2		K		K			HR		4	1	1	1	0	2	4
Ted Simmons, S (1, 7) OBP: 0.371, SLG: 0.395	P6		G3			K		6-3		4	0	0	0	0	1	3
Joe Ferguson, R (1, 2) OBP: 0.317, SLG: 0.362		F7		K		K			K	4	0	0	0	0	3	0
Mike Anderson, R (1, 9) OBP: 0.395, SLG: 0.384		1B		BB		K			K	3	0	1	0	1	2	0
Hector Cruz, R (1, 5) OBP: 0.275, SLG: 0.316		F9		K			6-3		K	4	0	0	0	0	2	2
Don Kessinger, S (1, 6) OBP: 0.316, SLG: 0.311		F8		F7			6-3			3	0	0	0	0	0	2
Pete Falcone, L (1, 1) OBP: 0.169, SLG: 0.158			3-1		4-3		K			2	0	0	0	0	0	0
Mike Potter, R (7, PH)										1	0	0	0	0	1	0
Bill Greif, R (7, 1)										0	0	0	0	0	0	0
Al Hrabosky, R (7, 1)										0	0	0	0	0	0	0
Doug Capilla, L (8, 1)										0	0	0	0	0	0	0
Steve Waterbury, R (8, 1)										0	0	0	0	0	0	0
Inning Stats	R: 0 E: 0 K: 1 S: 5 H: 0 LOB: 1 BB: 1 P: 9	R: 0 E: 0 K: 0 S: 4 H: 1 LOB: 1 BB: 0 P: 4	R: 0 E: 0 K: 1 S: 7 H: 2 LOB: 2 BB: 0 P: 7	R: 0 E: 0 K: 2 S: 7 H: 0 LOB: 1 BB: 1 P: 11	R: 0 E: 0 K: 1 S: 5 H: 0 LOB: 1 BB: 1 P: 9	R: 0 E: 0 K: 3 S: 9 H: 0 LOB: 0 BB: 0 P: 9	R: 0 E: 0 K: 1 S: 5 H: 0 LOB: 0 BB: 0 P: 5	R: 1 E: 0 K: 1 S: 6 H: 1 LOB: 0 BB: 0 P: 6	R: 0 E: 0 K: 3 S: 9 H: 0 LOB: 0 BB: 0 P: 9	1B: 3 2B: 0 3B: 0 HR: 1 SF: 0 SAC: 0 DP: 0 HBP: 0						

PITCHER	IP	WLS	BF	H	R	ER	SO	BB	IBB	HBP	BLK	WP	HR	S	P	ERA	WHIP
Jerry Koosman, L (1, 1) ERA: 2.76	9.0	W	34	4	1	1	13	3	0	0	0	0	1	57	69	1.00	0.778

PITCHER	IP	WLS	BF	H	R	ER	SO	BB	IBB	HBP	BLK	WP	HR	S	P	ERA	WHIP

St. Louis Cardinals @ New York Mets

Shea Stadium, Flushing, NY

Thu Sep 16 1976, 7:05 PM EDT

Att. 5,472 - Unknown

TOP

livebaseballscorecards.com

AB	31
R	1
H	4
RBI	1
BB	3
SO	13
LOB	12

WP: 0 PA: 34
PB: 0
SB: 0
CS: 0

Batter	1	2	3	4	5	6	7	8	9	AB	R	H	RBI	BB	SO	LOB
Lee Mazzilli, S (1, 8) OBP: 0.269, SLG: 0.238	5-3		F8	BB		E4		P6		4	0	0	0	1	0	0
Felix Millan, R (1, 4) OBP: 0.342, SLG: 0.345	5-3 1B		BB E	L5		F9		F8		4	1	1	0	1	0	2
John Milner, L (1, 7) OBP: 0.361, SLG: 0.446	5-3		E	F8		G3		WP BLK 1B		4	1	1	0	1	0	1
Joe Torre, R (1, 3) OBP: 0.358, SLG: 0.414	6-3		E6	1B	2B		K	BB 1B		4	1	1	0	1	1	2
Leo Foster, R (8, PR) OBP: 0.317, SLG: 0.321										0	0	0	0	0	0	0
Ed Kranepool, L (9, 3) OBP: 0.343, SLG: 0.394			BB					BB 1B		0	0	0	0	0	0	0
Mike Vail, R (1, 9) OBP: 0.250, SLG: 0.280		HBP 1B	BB		5-3		HR	BB		2	0	1	0	1	0	1
Bruce Boisclair, L (7, PH) OBP: 0.337, SLG: 0.365										2	1	2	2	0	0	0
(8, 9)								BB								
John Stearns, R (1, 2) OBP: 0.364, SLG: 0.373		HBP	P5		1B BB		1-4-3 BB	BB		1	0	0	0	3	0	3
Roy Staiger, R (1, 5) OBP: 0.289, SLG: 0.298		F7	P6		1B		1-4-3	P6		5	0	2	1	0	0	8
Bud Harrelson, S (1, 6) OBP: 0.353, SLG: 0.289		F8	P5		1B		1-4-3			4	0	1	0	0	0	4
Jerry Koosman, R (1, 1) OBP: 0.257, SLG: 0.264		K	K		P5		K			4	0	0	0	0	3	7
Inning Stats	R: 0 E: 0 K: 0 S: 4 H: 1 LOB: 1 BB: 0 P: 4	R: 0 E: 0 K: 1 S: 6 H: 1 LOB: 2 BB: 0 P: 7	R: 1 E: 1 K: 0 S: 4 H: 0 LOB: 3 BB: 3 P: 16	R: 0 E: 0 K: 1 S: 5 H: 0 LOB: 1 BB: 1 P: 9	R: 1 E: 0 K: 0 S: 6 H: 3 LOB: 3 BB: 1 P: 10	R: 0 E: 1 K: 0 S: 3 H: 0 LOB: 0 BB: 0 P: 3	R: 1 E: 0 K: 2 S: 9 H: 2 LOB: 2 BB: 1 P: 13	R: 1 E: 0 K: 0 S: 5 H: 2 LOB: 3 BB: 2 P: 13		1B: 7 2B: 1 3B: 0 HR: 1 SF: 0 SAC: 0 DP: 0 HBP: 1						

BOTTOM

St. Louis Cardinals @ New York Mets

Shea Stadium, Flushing, NY

Thu Sep 16 1976, 7:05 PM EDT

Att. 5,472 - Unknown

livebaseballscorecards.com

AB	34
R	4
H	9
RBI	3
BB	8
SO	4
LOB	28

WP: 1 PB: 0 SB: 1 CS: 1 PA: 43

PITCHER		IP	WLS	BF	H	R	ER	SO	BB	IBB	HBP	BLK	WP	HR	S	P	ERA	WHIP
Pete Falcone, L ERA: 3.2	(1, 1)	6.0	L	30	5	2	1	2	5	0	1	0	0	0	28	49	1.50	1.667
Bill Greif, R ERA: 5.03	(7, 1)	0.1		4	2	1	1	1	1	0	0	0	0	1	5	9	27.00	9.000
Al Hrabosky, L ERA: 2.89	(7, 1)	0.2		2	0	0	0	1	0	0	0	0	0	0	4	4	0.00	0.000
Doug Capilla, L ERA: 4.91	(8, 1)	0.2		5	2	1	1	0	1	0	0	1	1	0	4	8	13.50	4.500
Steve Waterbury, R ERA:	(8, 1)	0.1		2	0	0	0	0	1	0	0	0	0	0	1	5	0.00	3.000

PITCHER	IP	WLS	BF	H	R	ER	SO	BB	IBB	HBP	BLK	WP	HR	S	P	ERA	WHIP

Batter	1	2	3	4	5	6	7	8	9	AB	R	H	RBI	BB	SO	LOB
Frank Taveras, R (1, 6) OBP: 0.323, SLG: 0.295	CS 1B		6-3 ①		E9 2-H 3-H 1B		FC6-4 BLK ② 1-2f			4	0	2	2	0	0	1
Rennie Stennett, R (1, 4) OBP: 0.288, SLG: 0.351	6-3 ① ② 1-2		4-3 ②		1-3 ②		F8 ③ 1-2			4	0	0	0	0	0	3
Richie Zisk, R (1, 7) OBP: 0.341, SLG: 0.469 Omar Moreno, L (8, 8) OBP: 0.364, SLG: 0.355	F8 ③		F7 ③		5-3 ③			F8 ①		4 0	0 0	0 0	0 0	0 0	0 0	1 0
Willie Stargell, L (1, 3) OBP: 0.342, SLG: 0.446		1B 1B 1B		S S S K ①		4-3 ①		S S S K ②		4	1	1	0	0	2	0
Dave Parker, L (1, 9) OBP: 0.346, SLG: 0.468		G6-3 1B 1-2 1B		S S S K ②		S S S K ②		4-3 ③		4	0	1	0	0	2	0
Bill Robinson, R (1, 8) (8, 7) OBP: 0.332, SLG: 0.549		G6-3 1-2 2-H 1B		6-3 ③		1B			F8 SF9 2B	4	1	3	1	0	0	0
Richie Hebner, L (1, 5) OBP: 0.315, SLG: 0.349		G6-3 ① ② 1-2f 2-3			2B E 1B	S S S K ③			F8 ① 2-3	4	1	1	0	0	1	4
Duffy Dyer, R (1, 2) OBP: 0.367, SLG: 0.369		4-0 IBB			1-3 E 2B		FC3-6 1B		SF9 ② 3-H	2	1	2	1	1	0	0
Doc Medich, R (1, 1) OBP: 0.154, SLG: 0.083 Dave Giusti, R (8, 1)		S S S K ③			S S S K ①		FC3-6 FC6-4 ① 1-2f		F2 ③	3 1	0 0	0 0	0 0	0 0	2 0	5 0
Inning Stats	R: 0 E: 0 K: 0 S: 3 H: 1 LOB: 0 BB: 0 P: 3	R: 1 E: 0 K: 1 S: 7 H: 3 LOB: 2 BB: 1 P: 11	R: 0 E: 0 K: 0 S: 3 H: 0 LOB: 0 BB: 0 P: 3	R: 0 E: 0 K: 2 S: 7 H: 0 LOB: 0 BB: 0 P: 7	R: 2 E: 1 K: 1 S: 8 H: 3 LOB: 1 BB: 0 P: 8	R: 0 E: 0 K: 2 S: 8 H: 1 LOB: 1 BB: 0 P: 8	R: 0 E: 0 K: 0 S: 4 H: 1 LOB: 1 BB: 0 P: 4	R: 0 E: 0 K: 1 S: 5 H: 0 LOB: 0 BB: 0 P: 5	R: 1 E: 0 K: 0 S: 4 H: 1 LOB: 0 BB: 0 P: 4	1B: 8 2B: 2 3B: 0 HR: 0		SF: 1 SAC: 0 DP: 1 HBP: 0				

TOP

Pittsburgh Pirates @ New York Mets

Shea Stadium, Flushing, NY

Fri Sep 17 1976, 7:05 PM EDT

Att. 14,304 - Unknown

livebaseballscorecards.com

AB	34
R	4
H	10
RBI	4
BB	1
SO	7
LOB	14

WP: 0 PB: 0 SB: 0 CS: 1 PA: 36

PITCHER		IP	WLS	BF	H	R	ER	SO	BB	IBB	HBP	BLK	WP	HR	S	P	ERA	WHIP
Jon Matlack, L ERA: 2.83	(1, 1)	8.0	L	32	9	3	3	7	0	1	0	1	0	0	45	49	3.38	1.125
Rick Baldwin, R ERA: 2.84	(9, 1)	1.0		4	1	1	1	0	0	0	0	0	0	0	4	4	9.00	1.000

PITCHER		IP	WLS	BF	H	R	ER	SO	BB	IBB	HBP	BLK	WP	HR	S	P	ERA	WHIP

Batter	1	2	3	4	5	6	7	8	9	AB	R	H	RBI	BB	SO	LOB
Lee Mazzilli, S (1, 8) OBP: 0.300, SLG: 0.280	FC4-6 1B		F8			F8		1B 1-3 1B		4	0	2	0	0	0	0
Felix Millan, R (1, 4) OBP: 0.341, SLG: 0.344	FC4-6 1B 1-2f		1-3			4-3		1-2 3-H 1B		4	0	1	1	0	0	1
John Milner, L (1, 7) OBP: 0.358, SLG: 0.441	F7		3-1			F5		F5		4	0	0	0	0	0	3
Ed Kranepool, L (1, 3) OBP: 0.342, SLG: 0.392	BB 1-3 1B			F7			6-3	4-3		4	0	1	0	0	0	2
John Stearns, R (1, 2) OBP: 0.358, SLG: 0.357	B B B B 1-2 BB			6-3			4-3		G3	3	0	0	0	1	0	0
Bruce Boisclair, L (1, 9) OBP: 0.336, SLG: 0.363	F7			2-3			FC6-4 1B		3-1	4	0	1	0	0	0	3
Roy Staiger, R (1, 5) OBP: 0.285, SLG: 0.293		6-3		6-3			FC6-4 1-2f		5-3	4	0	0	0	0	0	1
Bud Harrelson, S (1, 6) OBP: 0.351, SLG: 0.286		F8		F7				P6		3	0	0	0	0	0	0
Jon Matlack, L (1, 1) OBP: 0.259, SLG: 0.195 Mike Phillips, L (8, PH) OBP: 0.324, SLG: 0.377 Rick Baldwin, L (9, 1) OBP: 0.500, SLG: 0.500		5-3		4-3				1B 1B 1B		2 1 0	0 1 0	0 1 0	0 0 0	0 0 0	0 0 0	0 0 0
Inning Stats	R: 0 E: 0 K: 0 S: 5 H: 2 LOB: 3 BB: 1 P: 9	R: 0 E: 0 K: 0 S: 3 H: 0 LOB: 0 BB: 0 P: 3	R: 0 E: 0 K: 0 S: 3 H: 0 LOB: 0 BB: 0 P: 3	R: 0 E: 0 K: 0 S: 3 H: 0 LOB: 0 BB: 0 P: 3	R: 0 E: 0 K: 0 S: 3 H: 0 LOB: 0 BB: 0 P: 3	R: 0 E: 0 K: 0 S: 3 H: 0 LOB: 0 BB: 0 P: 3	R: 0 E: 0 K: 0 S: 4 H: 1 LOB: 1 BB: 0 P: 4	R: 1 E: 0 K: 0 S: 6 H: 3 LOB: 2 BB: 0 P: 6	R: 0 E: 0 K: 0 S: 3 H: 0 LOB: 0 BB: 0 P: 3	1B: 6 2B: 0 3B: 0 HR: 0	SF: 0 SAC: 0 DP: 0 HBP: 0						

PITCHER		IP	WLS	BF	H	R	ER	SO	BB	IBB	HBP	BLK	WP	HR	S	P	ERA	WHIP
Doc Medich, R ERA: 3.62	(1, 1)	7.1	W	29	6	1	1	0	1	0	0	0	0	0	28	32	1.23	0.955
Dave Giusti, R ERA: 4.5	(8, 1)	1.2	S	5	0	0	0	0	0	0	0	0	0	0	5	5	0.00	0.000

PITCHER	IP	WLS	BF	H	R	ER	SO	BB	IBB	HBP	BLK	WP	HR	S	P	ERA	WHIP

BOTTOM

Pittsburgh Pirates @ New York Mets

Shea Stadium, Flushing, NY

Fri Sep 17 1976, 7:05 PM EDT

Att. 14,304 - Unknown

livebaseballscorecards.com

AB	33
R	1
H	6
RBI	1
BB	1
SO	0
LOB	10

1B: 6	SF: 0	WP: 0	PA: 34
2B: 0	SAC: 0	PB: 0	
3B: 0	DP: 0	SB: 0	
HR: 0	HBP: 0	CS: 0	

Batter	1	2	3	4	5	6	7	8	9	AB	R	H	RBI	BB	SO	LOB
Frank Taveras, R (1, 6) OBP: 0.322, SLG: 0.295	CS 1B		B5-3			6-3		F7		4	0	1	0	0	0	0
Omar Moreno, L (1, 8) OBP: 0.351, SLG: 0.340	1-3 1-2			K		4-3		L8		4	0	0	0	0	1	1
Richie Zisk, R (1, 7) OBP: 0.341, SLG: 0.466	6-3			F3		BB			4-3	3	0	0	0	1	0	0
Al Oliver, L (1, 3) OBP: 0.366, SLG: 0.489		G3		3-1		3-1			B5-3	1	0	0	0	0	0	0
Ed Kirkpatrick, L (3, 3) OBP: 0.298, SLG: 0.291										3	0	0	0	0	0	1
Dave Parker, L (1, 9) OBP: 0.348, SLG: 0.472		SF8 3B			K		G6-4-3 1B		1-3	4	2	2	0	0	1	0
Richie Hebner, L (1, 5) OBP: 0.315, SLG: 0.350		SF8 3-H			4-3		G6-4-3 1-3			2	0	1	1	0	0	0
Rennie Stennett, R (1, 4) OBP: 0.288, SLG: 0.351		1B			E4 BB		G6-4-3 1-2f 3-H			3	0	1	0	0	0	1
Duffy Dyer, R (1, 2) OBP: 0.367, SLG: 0.364			K		BB 1-2		5-3			2	0	0	0	1	1	0
Larry Demery, R (1, 1) OBP: 0.158, SLG: 0.111			K		4-3			P5		1	0	0	0	0	1	0
Bill Robinson, R (5, PH) OBP: 0.332, SLG: 0.547										1	0	0	0	0	0	2
Bob Moose, R (5, 1) OBP: 0.250, SLG: 0.667										0	0	0	0	0	0	0
Doug Bair, R (6, 1)										0	0	0	0	0	0	0
Miguel Dilone, S (8, PH)										1	0	0	0	0	0	0
Rick Langford, R (8, 1) OBP: 0.200, SLG: 0.400										0	0	0	0	0	0	0
Inning Stats	R: 0 E: 0 K: 0 S: 3 H: 1 LOB: 0 BB: 0 P: 3	R: 1 E: 0 K: 0 S: 4 H: 2 LOB: 1 BB: 0 P: 4	R: 0 E: 0 K: 2 S: 7 H: 0 LOB: 0 BB: 0 P: 7	R: 0 E: 0 K: 1 S: 5 H: 0 LOB: 0 BB: 0 P: 5	R: 0 E: 1 K: 1 S: 6 H: 0 LOB: 2 BB: 1 P: 10	R: 0 E: 0 K: 0 S: 3 H: 0 LOB: 1 BB: 1 P: 7	R: 1 E: 0 K: 0 S: 4 H: 2 LOB: 0 BB: 0 P: 4	R: 0 E: 0 K: 0 S: 3 H: 0 LOB: 0 BB: 0 P: 3	R: 0 E: 0 K: 0 S: 3 H: 0 LOB: 0 BB: 0 P: 3	1B: 4 2B: 0 3B: 1 HR: 0 SF: 1 SAC: 0 DP: 1 HBP: 0						

PITCHER		IP	W/L/S	BF	H	R	ER	SO	BB	IBB	HBP	BLK	WP	HR	S	P	ERA	WHIP
Tom Seaver, R ERA: 2.39	(1, 1)	9.0	W	32	5	2	2	4	2	0	0	0	0	0	38	46	2.00	0.778

PITCHER	IP	W/L/S	BF	H	R	ER	SO	BB	IBB	HBP	BLK	WP	HR	S	P	ERA	WHIP

TOP

Pittsburgh Pirates @ New York Mets

Shea Stadium, Flushing, NY

Sat Sep 18 1976, 3:33 AM EDT

Att. 15,879 - Unknown

livebaseballscorecards.com

AB	29
R	2
H	5
RBI	1
BB	2
SO	4
LOB	5

WP: 0	PB: 0	SB: 0	CS: 1	PA: 32														

BOTTOM

Pittsburgh Pirates @ New York Mets

Shea Stadium, Flushing, NY

Sat Sep 18 1976, 3:33 AM EDT

Att. 15,879 - Unknown

Batter	1	2	3	4	5	6	7	8	9	AB	R	H	RBI	BB	SO	LOB
Lee Mazzilli, S (1, 8) OBP: 0.294, SLG: 0.250	4-3		1-3		4-3		BBBB S 2B BB			3	1	0	0	1	0	0
Felix Millan, R (1, 4) OBP: 0.342, SLG: 0.347	5-3		F3			E 1B 1B	1-H 2B			4	1	2	1	0	0	0
Ed Kranepool, L (1, 3) OBP: 0.344, SLG: 0.401	G3		HR			E9 1-3 1B	SSS K			4	2	2	1	0	1	1
Dave Kingman, R (1, 9) OBP: 0.270, SLG: 0.507		HR	SSS K			F9	6-3			4	1	1	1	0	1	3
Bruce Boisclair, L (1, 7) OBP: 0.338, SLG: 0.363		SSSS K		4-3		1B IBB		CS 1B		3	0	1	0	1	1	0
Jerry Grote, R (1, 2) OBP: 0.354, SLG: 0.365		1B SF8 2B		P4		FC6-4 1-2 2-H 3-H 1B		F7 1-2		4	1	2	2	0	0	1
Roy Staiger, R (1, 5) OBP: 0.285, SLG: 0.293		2-3 1B		SSS K		F9		F8		4	0	1	0	0	1	2
Mike Phillips, L (1, 6) OBP: 0.320, SLG: 0.374		SF8 3-H			4-3	FC6-4 1-2f				2	0	0	1	0	0	2
Tom Seaver, R (1, 1) OBP: 0.186, SLG: 0.091		SSS K			SSS K		5-3			3	0	0	0	0	2	1
Inning Stats	R: 0 H: 0 E: 0 LOB: 0 K: 0 BB: 0 S: 3 P: 3	R: 2 H: 3 E: 0 LOB: 1 K: 2 BB: 0 S: 10 P: 10	R: 1 H: 1 E: 0 LOB: 0 K: 1 BB: 0 S: 6 P: 6	R: 0 H: 0 E: 0 LOB: 0 K: 1 BB: 0 S: 5 P: 5	R: 0 H: 0 E: 0 LOB: 0 K: 1 BB: 0 S: 5 P: 5	R: 2 H: 3 E: 1 LOB: 2 K: 0 BB: 1 S: 6 P: 10	R: 1 H: 1 E: 0 LOB: 1 K: 1 BB: 1 S: 6 P: 10	R: 0 H: 1 E: 0 LOB: 0 K: 0 BB: 0 S: 3 P: 3		1B: 5 SF: 1 2B: 2 SAC: 0 3B: 0 DP: 0 HR: 2 HBP: 0					WP: 0 PA: 34 PB: 0 SB: 1 CS: 1	

livebaseballscorecards.com

	AB	31
	R	6
	H	9
	RBI	6
	BB	2
	SO	6
	LOB	10

PITCHER		IP	WLS	BF	H	R	ER	SO	BB	IBB	HBP	BLK	WP	HR	S	P	ERA	WHIP
Larry Demery, R ERA: 3.18	(1, 1)	4.0	L	16	4	3	3	4	0	0	0	0	0	2	24	24	6.75	1.000
Bob Moose, R ERA: 3.76	(5, 1)	1.1		8	3	2	2	1	0	1	0	0	0	0	9	13	13.50	2.250
Doug Bair, R ERA: 2.45	(6, 1)	1.2		7	1	1	1	1	1	0	0	0	0	0	8	12	5.40	1.200
Rick Langford, R ERA: 6.86	(8, 1)	1.0		3	1	0	0	0	0	0	0	0	0	0	3	3	0.00	1.000

PITCHER	IP	WLS	BF	H	R	ER	SO	BB	IBB	HBP	BLK	WP	HR	S	P	ERA	WHIP

Pittsburgh Pirates @ New York Mets

Shea Stadium, Flushing, NY

Sun Sep 19 1976, 3:33 AM EDT

Att. 18,652 - Unknown

TOP

livebaseballscorecards.com

Batter	1	2	3	4	5	6	7	8	9	AB	R	H	RBI	BB	SO	LOB
Frank Taveras, R (1, 6) OBP: 0.324, SLG: 0.296	x 0-0 E S 1B		S S S 0-3 ① K		x 0-0 HR 1B		S S S 0-3 ② K		x 0-0 CS 1B	4	2	2	0	0	2	0
Ed Ott, L (9, PH) OBP: 0.364, SLG: 0.316										1	0	1	0	0	0	0
Miguel Dilone, S (9, PR)										0	0	0	0	0	0	0
Omar Moreno, L (1, 8) OBP: 0.357, SLG: 0.376	x 0-0 E8 F9 1-H 1B 1B		x 0-0 ② F8		x 0-0 2-H HR		S S S 0-3 ③ K		0-0 ③ CS 1-2	4	2	2	3	0	1	0
Richie Zisk, R (1, 7) OBP: 0.342, SLG: 0.466	x 0-0 ① 6-3		x 0-0 1B		x 0-0 HR 1B			S S S 0-3 ① K		4	1	2	0	0	1	1
Willie Stargell, L (1, 3) OBP: 0.343, SLG: 0.455	x 0-0 ② F9 2-3		x 0-0 ③ F7		x 0-0 1-H HR			x 0-0 E 1B 1B		4	1	2	2	0	0	2
Dave Parker, L (1, 9) OBP: 0.347, SLG: 0.470	x 0-0 3-H 1B			x 0-0 ① 4-3	S S S 0-3 ③ K			S S S 0-3 ② K		4	0	1	1	0	2	1
Richie Hebner, L (1, 5) OBP: 0.316, SLG: 0.351	x 0-0 ③ F9			x 0-0 ② P6		x 0-0 G4-6-3 1B		x 0-0 E4 1-3 1B		4	0	2	0	0	0	1
Rennie Stennett, R (1, 4) OBP: 0.286, SLG: 0.349		x 0-0 ① P3		x 0-0 ③ F8		x 0-0 ① ② G4-6-3 1-2f		S S S 0-3 ③ K		4	0	0	0	0	1	3
Duffy Dyer, R (1, 2) OBP: 0.359, SLG: 0.355		x 0-0 ② F7			x 0-0 ① P3	x 0-0 ③ 4-3			S S S 0-3 ① K	4	0	0	0	0	1	0
Jim Rooker, R (1, 1) OBP: 0.217, SLG: 0.313		x 0-0 ③ F8			x 0-0 ② F9		S S S 0-3 ① K		x 0-0 ② 1-3	2	0	0	0	0	0	0
Dave Giusti, R (6, 1)										0	0	0	0	0	0	0
Doug Bair, R (6, 1)										0	0	0	0	0	0	0
Ed Kirkpatrick, L (7, PH) OBP: 0.296, SLG: 0.289										1	0	0	0	0	1	0
Kent Tekulve, R (7, 1)										0	0	0	0	0	0	0
Al Oliver, L (9, PH) OBP: 0.366, SLG: 0.488										1	0	0	0	0	0	0
Inning Stats	R: 2 E: 1 K: 0 S: 6 H: 3 LOB: 1 BB: 0 P: 6	R: 0 E: 0 K: 0 S: 3 H: 0 LOB: 0 BB: 0 P: 3	R: 0 E: 0 K: 1 S: 6 H: 1 LOB: 1 BB: 0 P: 6	R: 0 E: 0 K: 0 S: 3 H: 0 LOB: 0 BB: 0 P: 3	R: 4 E: 0 K: 1 S: 9 H: 4 LOB: 0 BB: 0 P: 9	R: 0 E: 0 K: 0 S: 3 H: 1 LOB: 0 BB: 0 P: 3	R: 0 E: 0 K: 3 S: 9 H: 0 LOB: 0 BB: 0 P: 9	R: 0 E: 1 K: 3 S: 11 H: 2 LOB: 2 BB: 0 P: 11	R: 0 E: 0 K: 1 S: 5 H: 1 LOB: 1 BB: 0 P: 5	1B: 10 2B: 0 3B: 0 HR: 2	SF: 0 SAC: 0 DP: 1 HBP: 0						

	AB	37
	R	6
	H	12
	RBI	6
	BB	0
	SO	9
	LOB	8

WP: 0 PB: 0 SB: 1 CS: 1 PA: 38

PITCHER		IP	WLS	BF	H	R	ER	SO	BB	IBB	HBP	BLK	WP	HR	S	P	ERA	WHIP
Craig Swan, R ERA: 3.76	(1, 1)	4.2		22	8	6	5	1	0	0	0	0	0	2	24	24	9.64	1.714
Nino Espinosa, R ERA: 4.18	(5, 1)	1.1	W	4	1	0	0	1	0	0	0	0	0	0	6	6	0.00	0.750
Skip Lockwood, R ERA: 2.84	(7, 1)	3.0	S	11	3	0	0	7	0	0	0	0	0	0	25	25	0.00	1.000

PITCHER	IP	WLS	BF	H	R	ER	SO	BB	IBB	HBP	BLK	WP	HR	S	P	ERA	WHIP

Batter	1	2	3	4	5	6	7	8	9	AB	R	H	RBI	BB	SO	LOB
Lee Mazzilli, S (1, 8) OBP: 0.282, SLG: 0.242	F7		SF7 1B 1B 1B		F7	K 1-2		G3		5	1	1	0	0	1	2
Felix Millan, R (1, 4) OBP: 0.345, SLG: 0.348	6-3		1B 1-2 1B		HR 1B BB	BB				2	1	1	0	2	0	0
Joe Torre, R (1, 3) OBP: 0.360, SLG: 0.415	K		1-2 2-3 1B		HR 1-2 1B	F9				4	1	2	0	0	1	2
Dave Kingman, R (1, 9) OBP: 0.272, SLG: 0.522		HR	SF7 3-H		HR 1-H 2-H		K			3	2	2	5	0	1	0
Roy Staiger, R (1, 5) OBP: 0.281, SLG: 0.288		6-3	F8		5-3		6-3			4	0	0	0	0	0	2
John Stearns, R (1, 2) OBP: 0.365, SLG: 0.397		BB		F8		HR	K			3	1	1	1	1	1	0
Pepe Mangual, R (1, 7) OBP: 0.359, SLG: 0.325		P6		CS 1B		1B 3B		4-3 1B		2	0	1	0	0	0	1
Bruce Boisclair, L (6, PH) OBP: 0.342, SLG: 0.375 (7, 7)										2	1	2	0	0	0	0
Bud Harrelson, S (1, 6) OBP: 0.347, SLG: 0.283		L8		F7 1-2		L3		4-3 1-2		4	0	0	0	0	0	4
Craig Swan, R (1, 1) OBP: 0.205, SLG: 0.114			L9		G1	S 3-H 1B		1-3		1	0	0	0	0	0	0
Nino Espinosa, R (5, 1)										1	0	0	0	0	0	0
Ed Kranepool, L (6, PH) OBP: 0.345, SLG: 0.403										1	0	1	1	0	0	0
Leon Brown, R (6, PR) OBP: 0.257, SLG: 0.257										0	0	0	0	0	0	0
Skip Lockwood, R (7, 1) OBP: 0.421, SLG: 0.412										1	0	0	0	0	0	1
Inning Stats	R: 0 E: 0 K: 1 S: 5 H: 0 LOB: 0 BB: 0 P: 5	R: 1 E: 0 K: 0 S: 4 H: 1 LOB: 1 BB: 1 P: 8	R: 1 E: 0 K: 0 S: 6 H: 3 LOB: 2 BB: 0 P: 6	R: 0 E: 0 K: 0 S: 3 H: 1 LOB: 0 BB: 0 P: 3	R: 3 E: 0 K: 0 S: 5 H: 2 LOB: 0 BB: 1 P: 9	R: 2 E: 0 K: 1 S: 8 H: 3 LOB: 2 BB: 1 P: 12	R: 0 E: 0 K: 2 S: 7 H: 0 LOB: 0 BB: 0 P: 7	R: 0 E: 0 K: 0 S: 4 H: 1 LOB: 1 BB: 0 P: 4		1B: 7 2B: 0 3B: 1 HR: 3	SF: 1 SAC: 0 DP: 0 HBP: 0						

PITCHER		IP	WLS	BF	H	R	ER	SO	BB	IBB	HBP	BLK	WP	HR	S	P	ERA	WHIP
Jim Rooker, L ERA: 3.65	(1, 1)	5.0		23	7	5	5	1	2	0	0	0	0	2	23	31	9.00	1.800
Dave Giusti, R ERA: 4.82	(6, 1)	0.1	L	4	3	2	2	0	0	0	0	0	0	1	4	4	54.00	9.000
Doug Bair, R ERA: 2.08	(6, 1)	0.2		3	0	0	0	1	1	0	0	0	0	0	4	8	0.00	1.500
Kent Tekulve, R ERA: 2.3	(7, 1)	2.0		7	1	0	0	2	0	0	0	0	0	0	11	11	0.00	0.500

PITCHER	IP	WLS	BF	H	R	ER	SO	BB	IBB	HBP	BLK	WP	HR	S	P	ERA	WHIP

BOTTOM

Pittsburgh Pirates @ New York Mets

Shea Stadium, Flushing, NY

Sun Sep 19 1976, 3:33 AM EDT

Att. 18,652 - Unknown

livebaseballscorecards.com

AB	33
R	7
H	11
RBI	7
BB	3
SO	4
LOB	12

WP: 0 PB: 0 SB: 1 CS: 1 PA: 37

Batter	1	2	3	4	5	6	7	8	9	AB	R	H	RBI	BB	SO	LOB
Frank Taveras, R (1, 6) OBP: 0.325, SLG: 0.302	F8		5-3		3B		E9 1B 2-H			4	1	2	1	0	0	0
Rennie Stennett, R (1, 4) OBP: 0.286, SLG: 0.350	L9		1-3		3-H 2B		1-3			4	0	1	1	0	0	1
Richie Zisk, R (1, 7) OBP: 0.341, SLG: 0.465	E 1B			1-3	6-3			1-3		4	0	1	0	0	0	1
Omar Moreno, L (8, 8) OBP: 0.357, SLG: 0.376										0	0	0	0	0	0	0
Willie Stargell, L (1, 3) OBP: 0.344, SLG: 0.461	E5 1-2			BBBB 2B BB		SSS K		HR		3	1	1	1	1	1	1
Dave Parker, L (1, 9) OBP: 0.348, SLG: 0.473	3-1			1-3 2B		L5-3 1B		SSS K		4	0	2	0	0	1	2
Bill Robinson, R (1, 8) (8, 7) OBP: 0.328, SLG: 0.542		4-3		P9		L5-3 1-2		5-3		4	0	0	0	0	0	3
Richie Hebner, L (1, 5) OBP: 0.318, SLG: 0.353		3-1		F9			2B 1B		G6-4-3 1B	4	1	2	0	0	0	2
Duffy Dyer, R (1, 2) OBP: 0.351, SLG: 0.346		6-3			4-3		F8		G6-4-3 1-2f	4	0	0	0	0	0	2
John Candelaria, L (1, 1) OBP: 0.256, SLG: 0.250			L7		4-3		1-H 1B 2B		F9	2	0	0	0	0	0	0
Bob Robertson, R (7, PH) OBP: 0.307, SLG: 0.325										1	0	1	1	0	0	0
Miguel Dilone, S (7, PR)										0	1	0	0	0	0	0
Kent Tekulve, R (7, 1)										1	0	0	0	0	0	0
Inning Stats	R: 0 E: 1 K: 0 S: 5 H: 1 LOB: 2 BB: 0 P: 5	R: 0 E: 0 K: 0 S: 3 H: 0 LOB: 0 BB: 0 P: 3	R: 0 E: 0 K: 0 S: 3 H: 0 LOB: 0 BB: 0 P: 3	R: 0 E: 0 K: 0 S: 4 H: 1 LOB: 2 BB: 1 P: 8	R: 1 E: 0 K: 0 S: 5 H: 2 LOB: 1 BB: 0 P: 5	R: 0 E: 0 K: 1 S: 5 H: 1 LOB: 0 BB: 0 P: 5	R: 2 E: 1 K: 0 S: 5 H: 3 LOB: 1 BB: 0 P: 5	R: 1 E: 0 K: 1 S: 6 H: 1 LOB: 0 BB: 0 P: 6	R: 0 E: 0 K: 0 S: 3 H: 1 LOB: 0 BB: 0 P: 3	1B: 5 2B: 4 3B: 1 HR: 1	SF: 0 SAC: 0 DP: 2 HBP: 0						

TOP

Pittsburgh Pirates @ New York Mets

Shea Stadium, Flushing, NY

Mon Sep 20 1976, 3:33 AM EDT

Att. 5,922 - Unknown

livebaseballscorecards.com

AB	35
R	4
H	10
RBI	4
BB	1
SO	2
LOB	12

WP: 0 PB: 0 SB: 0 CS: 0 PA: 36

PITCHER		IP	WLS	BF	H	R	ER	SO	BB	IBB	HBP	BLK	WP	HR	S	P	ERA	WHIP
Mickey Lolich, L ERA: 3.22	(1, 1)	7.1		31	9	4	4	1	1	0	0	0	0	1	32	36	4.91	1.364
Bob Apodaca, R ERA: 3.04	(8, 1)	1.2	W	5	1	0	0	1	0	0	0	0	0	0	7	7	0.00	0.600

PITCHER	IP	WLS	BF	H	R	ER	SO	BB	IBB	HBP	BLK	WP	HR	S	P	ERA	WHIP

BOTTOM

Batter	1	2	3	4	5	6	7	8	9	AB	R	H	RBI	BB	SO	LOB
Lee Mazzilli, S (1, 8) OBP: 0.318, SLG: 0.351	F7		1B, 1B 1-3 1B	CS BB			K		1-H HR	4	2	2	2	1	1	0
Felix Millan, R (1, 4) OBP: 0.346, SLG: 0.349	1B		1B, 1B 1-3 3-H 1B	CS 1-2	4-3			4-3		4	1	2	1	0	0	0
Joe Torre, R (1, 3) OBP: 0.362, SLG: 0.416 Leon Brown, R (8, PR) OBP: 0.257, SLG: 0.257 Mike Phillips, L (9, 5) OBP: 0.320, SLG: 0.374	L7		BB, 1B 1-2 3-H 1B		5-3			1B 1B		4 0 0	0 0 0	2 0 0	1 0 0	0 0 0	0 0 0	1 0 0
Dave Kingman, R (1, 9) OBP: 0.274, SLG: 0.522	L5		BB 1-2 2-H 1B		K			1-2 1B		4	0	2	1	0	1	1
John Stearns, R (1, 2) OBP: 0.360, SLG: 0.390		K	K			1B		F8		4	0	1	0	0	2	4
Roy Staiger, R (1, 5) OBP: 0.281, SLG: 0.286 Ed Kranepool, L (8, PH) OBP: 0.344, SLG: 0.402 (9, 3)		K	1-2 2-3 BB			F8		4-3		2 1	0 0	0 0	0 0	1 0	1 0	0 2
Pepe Mangual, R (1, 7) OBP: 0.359, SLG: 0.323 Bruce Boisclair, L (8, 7) OBP: 0.341, SLG: 0.374		CS BB	K			K			6-3	2 1	0 0	0 0	0 0	1 0	2 0	3 0
Bud Harrelson, S (1, 6) OBP: 0.346, SLG: 0.282		CS 1-2	1B 1B	5-3			F7		F9	4	1	1	0	0	0	0
Mickey Lolich, S (1, 1) OBP: 0.217, SLG: 0.130 Bob Apodaca, R (8, 1) OBP: 0.188, SLG: 0.200 John Milner, L (9, PH) OBP: 0.359, SLG: 0.443 Leo Foster, R (9, PR) OBP: 0.317, SLG: 0.321			K	1-3			4-3		HR 1B	3 0 1 0	0 0 0 1	0 0 1 0	0 0 0 0	1 0 0 0	1 0 0 0	1 0 0 0
Inning Stats	R: 0 E: 0 K: 0 S: 4 H: 1 LOB: 1 BB: 0 P: 4	R: 0 E: 0 K: 2 S: 6 H: 0 LOB: 0 BB: 1 P: 10	R: 3 E: 0 K: 3 S: 14 H: 5 LOB: 3 BB: 1 P: 18	R: 0 E: 0 K: 0 S: 2 H: 0 LOB: 0 BB: 1 P: 6	R: 0 E: 0 K: 1 S: 5 H: 0 LOB: 0 BB: 0 P: 5	R: 0 E: 0 K: 1 S: 5 H: 1 LOB: 0 BB: 0 P: 5	R: 0 E: 0 K: 1 S: 5 H: 0 LOB: 0 BB: 0 P: 5	R: 0 E: 0 K: 0 S: 5 H: 2 LOB: 2 BB: 0 P: 5	R: 2 E: 0 K: 0 S: 4 H: 2 LOB: 1 BB: 0 P: 4	1B: 10 2B: 0 3B: 0 HR: 1 SF: 0 SAC: 0 DP: 0 HBP: 0						

PITCHER		IP	WLS	BF	H	R	ER	SO	BB	IBB	HBP	BLK	WP	HR	S	P	ERA	WHIP
John Candelaria, L ERA: 3.17	(1, 1)	6.0		25	7	3	3	7	3	0	0	0	0	0	36	48	4.50	1.667
Kent Tekulve, R ERA: 2.42	(7, 1)	2.2	L	12	4	2	2	1	0	0	0	0	0	1	14	14	6.75	1.500

PITCHER	IP	WLS	BF	H	R	ER	SO	BB	IBB	HBP	BLK	WP	HR	S	P	ERA	WHIP

Pittsburgh Pirates @ New York Mets

Shea Stadium, Flushing, NY

Mon Sep 20 1976, 3:33 AM EDT

Att. 5,922 - Unknown

livebaseballscorecards.com

AB	34
R	5
H	11
RBI	5
BB	3
SO	8
LOB	12

WP: 0 PB: 0 SB: 0 CS: 2 PA: 39

Batter	1	2	3	4	5	6	7	8	9	AB	R	H	RBI	BB	SO	LOB
Lee Mazzilli, S (1, 8) OBP: 0.354, SLG: 0.375	BBBB 4-0 S BB		x 0-0 ② F8		x 0-0 1-3 1B			x 0-0 G6-4-3 1B		3	0	2	0	1	0	1
Felix Millan, R (1, 4) OBP: 0.344, SLG: 0.346	x 0-0 ① F9 1-2		x 0-0 ③ F9		x 0-0 ③ F7			x 0-0 ②③ G6-4-3 1-2f		4	0	0	0	0	0	5
Joe Torre, R (1, 3) OBP: 0.360, SLG: 0.412	SSS 0-3 ② K			x 0-0 ① F5		x 0-0 ① F8			BBBB 4-0 G5-4-3 BB	3	0	0	0	1	1	1
Dave Kingman, R (1, 9) OBP: 0.274, SLG: 0.518	SSS 0-3 ③ K			BBBB 4-0 BB BB		x 0-0 ② 5-3			SSS 0-3 ① K	3	0	0	0	1	2	2
John Stearns, R (1, 2) OBP: 0.366, SLG: 0.380		BBBB 4-0 CS BB		BBBB 4-0 1-2 G6-4-3 BB		SSS 0-3 ③ K			x 0-0 ②③ G5-4-3 1-2f	2	0	0	0	2	1	1
Mike Vail, R (1, 7) OBP: 0.245, SLG: 0.274		x 0-0 ①② F8 1-2		x 0-0 ②③ G6-4-3 1-2f			x 0-0 ① L5			3	0	0	0	0	0	3
Roy Staiger, R (1, 5) OBP: 0.279, SLG: 0.283		x 0-0 ③ F3			x 0-0 E6 1B		x 0-0 ② F8			3	0	0	0	0	0	0
Bud Harrelson, S (1, 6) OBP: 0.346, SLG: 0.281			BBBB 4-0 SH5-4 BB		x 0-0 ① F2		x 0-0 ③ F2			2	0	0	0	1	0	1
Jerry Koosman, R (1, 1) OBP: 0.250, SLG: 0.257			x 0-0 ① SH5-4 1-2		x 0-0 ② F8			x 0-0 ① F8		2	0	0	0	0	0	1
Inning Stats	R: 0 H: 0 E: 0 LOB: 1 K: 2 BB: 1 S: 7 P: 11	R: 0 H: 0 E: 0 LOB: 0 K: 0 BB: 1 S: 2 P: 6	R: 0 H: 0 E: 0 LOB: 1 K: 0 BB: 1 S: 3 P: 7	R: 0 H: 0 E: 0 LOB: 1 K: 0 BB: 2 S: 2 P: 10	R: 0 H: 1 E: 1 LOB: 2 K: 0 BB: 0 S: 5 P: 5	R: 0 H: 0 E: 0 LOB: 0 K: 1 BB: 0 S: 5 P: 5	R: 0 H: 0 E: 0 LOB: 0 K: 0 BB: 0 S: 3 P: 3	R: 0 H: 1 E: 0 LOB: 0 K: 0 BB: 0 S: 3 P: 3	R: 0 H: 0 E: 0 LOB: 0 K: 1 BB: 1 S: 4 P: 8	1B: 2 SF: 0 2B: 0 SAC: 1 3B: 0 DP: 3 HR: 0 HBP: 0						

PITCHER	IP	WLS	BF	H	R	ER	SO	BB	IBB	HBP	BLK	WP	HR	S	P	ERA	WHIP
Dan Warthen, L (1, 1) ERA: 5.54	9.0	W	32	2	0	0	4	6	0	0	0	0	0	34	58	0.00	0.889

PITCHER	IP	WLS	BF	H	R	ER	SO	BB	IBB	HBP	BLK	WP	HR	S	P	ERA	WHIP

TOP

New York Mets @ Montreal Expos

Jarry Park, Montreal, QB

Tue Sep 21 1976, 7:05 PM EDT

Att. 3,909 - Unknown - 50 F

livebaseballscorecards.com

AB	25
R	0
H	2
RBI	0
BB	6
SO	4
LOB	15

Batter	1	2	3	4	5	6	7	8	9	AB	R	H	RBI	BB	SO	LOB
Bombo Rivera, R (1, 7) OBP: 0.326, SLG: 0.409	FC6-4 1B 1B		BB		F9		G3			3	0	1	0	1	0	1
Del Unser, L (8, 7) OBP: 0.276, SLG: 0.370										0	0	0	0	0	0	0
Tim Foli, R (1, 6) OBP: 0.277, SLG: 0.363	FC6-4 1-2 1B		P4			F7		5-3		4	0	1	0	0	0	1
Andre Dawson, R (1, 8) OBP: 0.400, SLG: 0.400	F3		K			5-3		E6 1B E		4	1	0	0	0	1	3
Ellis Valentine, R (1, 9) OBP: 0.331, SLG: 0.377	FC6-4 1-2f 2-3			F8		HR		E5 1-H SF8 1B		4	2	2	1	0	0	2
Earl Williams, R (1, 3) OBP: 0.290, SLG: 0.395	K			6-3		HR		SF8 IBB		3	1	1	1	1	1	2
Mike Jorgensen, L (9, 3) OBP: 0.354, SLG: 0.350										0	0	0	0	0	0	0
Larry Parrish, R (1, 5) OBP: 0.283, SLG: 0.353		K		L4		BB		SF8 1-2 3-H		2	0	0	1	1	1	0
Pete Mackanin, R (1, 4) OBP: 0.261, SLG: 0.344		K			1B 1B	K		F8		4	0	1	0	0	2	2
Pepe Frias, R (9, 4) OBP: 0.213, SLG: 0.236										0	0	0	0	0	0	0
Barry Foote, R (1, 2) OBP: 0.258, SLG: 0.325		P6			SH1-4 1-2 1B		F7			3	0	1	0	0	0	0
Dan Warthen, S (1, 1)			P4		SH1-4 1-2		K			2	0	0	0	0	1	0
Inning Stats	R: 0 H: 2 E: 0 LOB: 2 K: 1 BB: 0 S: 7 P: 7	R: 0 H: 0 E: 0 LOB: 0 K: 2 BB: 0 S: 7 P: 7	R: 0 H: 0 E: 0 LOB: 1 K: 1 BB: 1 S: 5 P: 9	R: 0 H: 0 E: 0 LOB: 0 K: 0 BB: 0 S: 3 P: 3	R: 0 H: 2 E: 0 LOB: 1 K: 0 BB: 0 S: 4 P: 4	R: 2 H: 2 E: 0 LOB: 1 K: 1 BB: 1 S: 7 P: 11	R: 0 H: 0 E: 0 LOB: 0 K: 1 BB: 0 S: 5 P: 5	R: 2 H: 1 E: 2 LOB: 1 K: 0 BB: 1 S: 5 P: 9		1B: 5 SF: 1 2B: 0 SAC: 1 3B: 0 DP: 0 HR: 2 HBP: 0						

PITCHER	IP	WLS	BF	H	R	ER	SO	BB	IBB	HBP	BLK	WP	HR	S	P	ERA	WHIP
Jerry Koosman, L (1, 1) ERA: 2.74	8.0	L	34	7	4	2	6	2	1	0	0	0	2	43	55	2.25	1.125

PITCHER	IP	WLS	BF	H	R	ER	SO	BB	IBB	HBP	BLK	WP	HR	S	P	ERA	WHIP

BOTTOM

New York Mets @ Montreal Expos

Jarry Park, Montreal, QB

Tue Sep 21 1976, 7:05 PM EDT

Att. 3,909 - Unknown - 50 F

livebaseballscorecards.com

AB	29
R	4
H	7
RBI	3
BB	3
SO	6
LOB	11

WP: 0 PA: 34
PB: 0
SB: 0
CS: 0

Batter	1	2	3	4	5	6	7	8	9	AB	R	H	RBI	BB	SO	LOB
Lee Mazzilli, S (1, 8) OBP: 0.396, SLG: 0.432	x 0-0 CS 1B	BBB 4-0 1B 1-2 BB		x 0-0 1-3 2B		x 0-0 ① F8		x 0-0 5-3 1-2 1B		4	0	3	0	1	0	0
Felix Millan, R (1, 4) OBP: 0.343, SLG: 0.345	x 0-0 ①② F9 1-2	x 0-0 1-3 2-H 3-H 1B		SSS 0-3 ③ K		x 0-0 ② 4-3		x 0-0 ② 5-3 1-2 2-3		5	0	1	2	0	1	5
John Milner, L (1, 3) OBP: 0.362, SLG: 0.440	BBBB 4-0 BB	x 0-0 ③ G3			BBBB 4-0 1B 2B BB	x 0-0 ③ 4-3		BBBB 4-0 BB		2	1	0	0	3	0	2
Dave Kingman, R (1, 9) OBP: 0.278, SLG: 0.519	SSS 0-3 ③ K		x 0-0 ① 1B		x 0-0 2B 1-2 1B		x 0-0 SH1-3 1B	x 0-0 ③ P6		5	0	3	0	0	1	4
Bruce Boisclair, L (1, 7) OBP: 0.340, SLG: 0.370		BBBB 4-0 F8 BB 1B BB	x 0-0 ② L4		x 0-0 ① F7		x 0-0 ① SH1-3 1-2		x 0-0 ① P4	3	1	0	0	1	0	2
John Stearns, R (1, 2) OBP: 0.378, SLG: 0.410		BBBB 4-0 1B 1B 1-2 BB	x 0-0 ③ 4-3		x 0-0 1-3 2-H 2B		x 0-0 ② 6-3		x 0-0 BB G5-2-3 2B	4	1	2	1	1	0	1
Mike Phillips, L (1, 6) OBP: 0.318, SLG: 0.368		x 0-0 ① F8 2-3		x 0-0 ① 1-3	SSS 0-3 ② K		SSS 0-3 ③ K		III 4-0 BB IBB	4	0	0	0	1	2	5
Roy Staiger, R (1, 5) OBP: 0.287, SLG: 0.287		x 0-0 BB 1B 1-3 3-H 1B		x 0-0 ② 4-3	III 4-0 IBB			x 0-0 5-3 1B 1B	BBBB 4-0 1-2 2-3 BB	3	1	2	1	2	0	0
Jon Matlack, L (1, 1) OBP: 0.256, SLG: 0.185 Skip Lockwood, R (9, 1) OBP: 0.421, SLG: 0.412		SSS 0-3 ② K		BBBB 4-0 2B BB	x 0-0 ③ 5-3			SSS 0-3 ① K	x 0-0 ②③ G5-2-3 3-Hf	4 0	0 0	0 0	0 0	1 0	2 0	9 0

Inning Stats																		
	R: 0	H: 1	R: 3	H: 2	R: 0	H: 1	R: 0	H: 1	R: 1	H: 2	R: 0	H: 0	R: 0	H: 1	R: 0	H: 2	R: 0	H: 1
	E: 0	LOB: 1	E: 0	LOB: 2	E: 0	LOB: 0	E: 0	LOB: 2	E: 0	LOB: 3	E: 0	LOB: 0	E: 0	LOB: 1	E: 0	LOB: 1	E: 0	LOB: 2
	K: 1	BB: 1	K: 1	BB: 3	K: 0	BB: 0	K: 1	BB: 1	K: 1	BB: 2	K: 0	BB: 0	K: 1	BB: 0	K: 1	BB: 1	K: 0	BB: 2
	S: 5	P: 9	S: 7	P: 19	S: 3	P: 3	S: 6	P: 10	S: 7	P: 15	S: 3	P: 3	S: 6	P: 6	S: 7	P: 11	S: 3	P: 11

PITCHER		IP	WLS	BF	H	R	ER	SO	BB	IBB	HBP	BLK	WP	HR	S	P	ERA	WHIP	PITCHER		IP	WLS	BF	H	R	ER	SO	BB	IBB	HBP	BLK	WP	HR	S	P	ERA	WHIP
Larry Landreth, R ERA: 3.52	(1, 1)	1.2	L	11	3	3	3	2	4	0	0	0	0	0	11	27	16.20	4.200																				
Chip Lang, R ERA: 3.81	(2, 1)	2.2		13	4	1	1	1	2	0	0	0	0	0	13	21	3.38	2.250																				
Bill Atkinson, R ERA:	(5, 1)	0.2		3	0	0	0	1	0	1	0	0	0	0	4	8	0.00	0.000																				
Steve Dunning, R ERA: 4.43	(6, 1)	2.0		7	1	0	0	1	0	0	0	0	0	0	9	9	0.00	0.500																				
Joe Kerrigan, R ERA: 3.6	(8, 1)	2.0		11	3	0	0	1	2	1	0	0	0	0	10	22	0.00	2.500																				

TOP

New York Mets @ Montreal Expos

Jarry Park, Montreal, QB

Wed Sep 22 1976, 7:05 PM EDT

Att. 3,229 - Unknown - 50 F

livebaseballscorecards.com

AB	34
R	4
H	11
RBI	4
BB	10
SO	6
LOB	28

1B: 8	SF: 0	WP: 0	PA: 45
2B: 3	SAC: 1	PB: 0
3B: 0	DP: 1	SB: 0
HR: 0	HBP: 0	CS: 1

Batter	1	2	3	4	5	6	7	8	9	AB	R	H	RBI	BB	SO	LOB
Bombo Rivera, R (1, 7) OBP: 0.324, SLG: 0.406	F8		E4 (F8, 1B)		G5-4-3 (2-3, 1B)		6-3			4	0	1	0	0	0	0
Tim Foli, R (1, 6) OBP: 0.277, SLG: 0.363	L3		1-2 1B		G5-4-3 (1-2f)			5-3		4	0	1	0	0	0	2
Andre Dawson, R (1, 8) OBP: 0.364, SLG: 0.359	5-3		F8 (2-3)			F8		K (SSS)		4	0	0	0	0	1	2
Ellis Valentine, R (1, 9) OBP: 0.330, SLG: 0.387		F7	F8			HR		F8		4	1	1	1	0	0	2
Earl Williams, R (1, 3) OBP: 0.292, SLG: 0.405		HR		F8-3 1B		K (SSS)			F8	4	1	2	1	0	1	0
Larry Parrish, R (1, 5) OBP: 0.287, SLG: 0.356		1B		F8		1B			FC4 1B	4	0	3	0	0	0	1
Pete Mackanin, R (1, 4) OBP: 0.258, SLG: 0.341		P3		F8-3 (1-2)		F9			FC4 (1-2f) 1B	4	0	0	0	0	0	4
Barry Foote, R (1, 2) OBP: 0.260, SLG: 0.330		5-3			1B 2B		F7		1-2 1B	4	0	2	0	0	0	1
Larry Landreth, R (1, 1)			P4		5-3		K (SSS)		L4	0	0	0	0	0	0	0
Chip Lang, R (2, 1) OBP: 0.167, SLG: 0.167										1	0	0	0	0	0	0
Bill Atkinson, L (5, 1)										0	0	0	0	0	0	0
Roger Freed, R (5, PH) OBP: 0.182, SLG: 0.273										1	0	0	0	0	0	1
Steve Dunning, R (6, 1) OBP: 0.235, SLG: 0.133										0	0	0	0	0	0	0
Andre Thornton, R (7, PH) OBP: 0.321, SLG: 0.373										1	0	0	0	0	1	0
Joe Kerrigan, R (8, 1)										0	0	0	0	0	0	0
Jose Morales, R (9, PH) OBP: 0.344, SLG: 0.477										1	0	0	0	0	0	2
Inning Stats	R: 0 E: 0 K: 0 S: 3 H: 0 LOB: 0 BB: 0 P: 3	R: 1 E: 0 K: 0 S: 5 H: 2 LOB: 1 BB: 0 P: 5	R: 0 E: 1 K: 0 S: 5 H: 1 LOB: 2 BB: 0 P: 5	R: 0 E: 0 K: 0 S: 3 H: 1 LOB: 0 BB: 0 P: 3	R: 0 E: 0 K: 0 S: 4 H: 2 LOB: 1 BB: 0 P: 4	R: 1 E: 0 K: 1 S: 7 H: 2 LOB: 1 BB: 0 P: 7	R: 0 E: 0 K: 1 S: 5 H: 0 LOB: 0 BB: 0 P: 5	R: 0 E: 0 K: 1 S: 5 H: 0 LOB: 0 BB: 0 P: 5	R: 0 E: 0 K: 0 S: 5 H: 2 LOB: 2 BB: 0 P: 5	1B: 7 2B: 2 3B: 0 HR: 2 SF: 0 SAC: 0 DP: 2 HBP: 0						

PITCHER	IP	WLS	BF	H	R	ER	SO	BB	IBB	HBP	BLK	WP	HR	S	P	ERA	WHIP
Jon Matlack, L (1, 1) ERA: 2.81	8.2	W	35	10	2	2	3	0	0	0	0	0	2	41	41	2.08	1.154
Skip Lockwood, R (9, 1) ERA: 2.83	0.1	S	1	0	0	0	0	0	0	0	0	0	0	1	1	0.00	0.000

PITCHER	IP	WLS	BF	H	R	ER	SO	BB	IBB	HBP	BLK	WP	HR	S	P	ERA	WHIP

BOTTOM

New York Mets @ Montreal Expos

Jarry Park, Montreal, QB

Wed Sep 22 1976, 7:05 PM EDT

Att. 3,229 - Unknown - 50 F

livebaseballscorecards.com

AB	36
R	2
H	10
RBI	2
BB	0
SO	3
LOB	15

WP: 0	PA: 36
PB: 0	
SB: 0	
CS: 0	

Batter	1	2	3	4	5	6	7	8	9	AB	R	H	RBI	BB	SO	LOB
Rick Monday, L (1, 3) OBP: 0.344, SLG: 0.504	6-3		2B 1B 1B		K		K		BB	4	1	1	0	1	2	0
Ralph LaCock, L (1, 7) OBP: 0.340, SLG: 0.381	K		1-3 1B 2B		3B 1B		1B		1B	5	2	4	0	0	1	0
Larry Bittner, L (1, 9) OBP: 0.281, SLG: 0.317	E4 BB		1B HBP		1-H 3B		4-3		5-3	4	0	1	1	0	0	3
Jerry Morales, R (1, 8) OBP: 0.327, SLG: 0.404	1-2 BB		G4-6-3 1-2 2-H 3-H 1B		F7			SH1-3 1B		3	0	2	2	1	0	1
Manny Trillo, R (1, 4) OBP: 0.301, SLG: 0.311	K		G4-6-3 1-2f			5-3		SH1-3 1-2		3	0	0	0	0	1	4
Rob Sperring, R (1, 5) OBP: 0.326, SLG: 0.300		K		6-3		P6		K		4	0	0	0	0	2	1
George Mitterwald, R (1, 2) OBP: 0.244, SLG: 0.287		6-3		5-3		1B		K		4	0	1	0	0	1	1
Mick Kelleher, R (1, 6) OBP: 0.263, SLG: 0.262		K		5-3		B1-3			B3-4 BB	3	0	0	0	1	1	1
Ray Burris, R (1, 1) OBP: 0.125, SLG: 0.115			K	K			4-3		B3-4 1-2f	3	0	0	0	0	2	0
Joe Coleman, R (8, 1) OBP: 0.154, SLG: 0.154										1	0	0	0	0	0	1
Inning Stats	R: 0 E: 1 K: 2 S: 8 H: 0 LOB: 2 BB: 1 P: 12	R: 0 E: 0 K: 2 S: 7 H: 0 LOB: 0 BB: 0 P: 7	R: 2 E: 0 K: 1 S: 7 H: 3 LOB: 1 BB: 0 P: 8	R: 0 E: 0 K: 0 S: 3 H: 0 LOB: 0 BB: 0 P: 3	R: 1 E: 0 K: 2 S: 9 H: 2 LOB: 1 BB: 0 P: 9	R: 0 E: 0 K: 0 S: 4 H: 1 LOB: 1 BB: 0 P: 4	R: 0 E: 0 K: 1 S: 6 H: 1 LOB: 1 BB: 0 P: 6	R: 0 E: 0 K: 2 S: 8 H: 1 LOB: 1 BB: 0 P: 8	R: 0 E: 0 K: 0 S: 3 H: 1 LOB: 2 BB: 2 P: 11	1B: 7 2B: 2 3B: 1 HR: 0 SF: 0 SAC: 1 DP: 2 HBP: 1	WP: 0 PB: 0 SB: 0 CS: 0 PA: 39					

PITCHER	IP	WLS	BF	H	R	ER	SO	BB	IBB	HBP	BLK	WP	HR	S	P	ERA	WHIP
Tom Seaver, R (1, 1) ERA: 2.43	7.0		30	7	3	3	8	1	0	1	0	0	0	44	49	3.86	1.143
Bob Apodaca, R (8, 1) ERA: 2.98	1.2		8	2	0	0	2	2	0	0	0	0	0	10	18	0.00	2.400
Skip Lockwood, R (9, 1) ERA: 2.82	0.1	W	1	0	0	0	0	0	0	0	0	0	0	1	1	0.00	0.000

PITCHER	IP	WLS	BF	H	R	ER	SO	BB	IBB	HBP	BLK	WP	HR	S	P	ERA	WHIP

TOP

Chicago Cubs @ New York Mets

Shea Stadium, Flushing, NY

Fri Sep 24 1976, 7:05 PM EDT
Att. 8,583 - Unknown - 61 F

livebaseballscorecards.com

AB	34
R	3
H	9
RBI	3
BB	3
SO	10
LOB	12

Chicago Cubs @ New York Mets

Shea Stadium, Flushing, NY

Fri Sep 24 1976, 7:05 PM EDT

Att. 8,583 - Unknown - 61 F

BOTTOM

Batter	1	2	3	4	5	6	7	8	9	AB	R	H	RBI	BB	SO	LOB
Lee Mazzilli, S (1, 8) OBP: 0.368, SLG: 0.396	K		P7		F8		K			4	0	0	0	0	2	1
Felix Millan, R (1, 4) OBP: 0.342, SLG: 0.346	1-3		L4		1-3			1B 1B 2B		4	1	1	0	0	0	0
Ed Kranepool, L (1, 3) OBP: 0.346, SLG: 0.410	3-1		HR			F5		CS 1B 2-3 1B		4	1	2	1	0	0	0
Leon Brown, R (8, PR) (9, 9) OBP: 0.257, SLG: 0.257										0	0	0	0	0	0	0
Dave Kingman, R (1, 9) (9, 3) OBP: 0.282, SLG: 0.521		E WP 1B 1B	1B			L7		FC5 CS 1-2 3-H 1B		4	1	3	1	0	0	0
Bruce Boisclair, L (1, 7) OBP: 0.345, SLG: 0.376		E2 WP 1-3 1B		F8		2B		1-2 2-3 IBB		3	0	2	0	1	0	0
John Stearns, R (1, 2) OBP: 0.373, SLG: 0.414		P9		4-3 2B		1-3		K		4	0	1	0	0	1	5
Roy Staiger, R (1, 5) OBP: 0.287, SLG: 0.284		P9		4-3 2-3			BBBB SH3 BB	FC5 2-3f		3	0	0	0	1	0	5
Bud Harrelson, S (1, 6) OBP: 0.346, SLG: 0.279		WP IBB		4-3			SH3 1-2		B1-3	2	0	0	0	1	0	1
Tom Seaver, R (1, 1) OBP: 0.182, SLG: 0.089		F9 1-2 2-3 3-H			K		K		HR	2	0	0	0	0	1	2
Mike Phillips, L (7, PH) OBP: 0.317, SLG: 0.367										1	0	0	0	0	1	1
Bob Apodaca, R (8, 1) OBP: 0.188, SLG: 0.200										0	0	0	0	0	0	0
Skip Lockwood, R (9, 1) OBP: 0.421, SLG: 0.412										0	0	0	0	0	0	0
Billy Baldwin, L (9, PH) OBP: 0.188, SLG: 0.357										1	1	1	1	0	0	0
Inning Stats	R: 0 E: 0 K: 1 S: 5 H: 0 LOB: 0 BB: 0 P: 5	R: 1 E: 1 K: 0 S: 5 H: 2 LOB: 2 BB: 1 P: 9	R: 1 E: 0 K: 0 S: 4 H: 2 LOB: 1 BB: 0 P: 4	R: 0 E: 0 K: 0 S: 4 H: 1 LOB: 1 BB: 0 P: 4	R: 0 E: 0 K: 1 S: 5 H: 0 LOB: 0 BB: 0 P: 5	R: 0 E: 0 K: 0 S: 4 H: 1 LOB: 1 BB: 0 P: 4	R: 0 E: 0 K: 2 S: 7 H: 0 LOB: 1 BB: 1 P: 11	R: 1 E: 0 K: 1 S: 7 H: 3 LOB: 2 BB: 1 P: 11	R: 1 E: 0 K: 0 S: 2 H: 1 LOB: 0 BB: 0 P: 2	1B: 5 2B: 3 3B: 0 HR: 2 SF: 0 SAC: 1 DP: 0 HBP: 0							

livebaseballscorecards.com

AB	32
R	4
H	10
RBI	3
BB	3
SO	5
LOB	15

WP: 1 PB: 0 SB: 0 CS: 2 PA: 36

PITCHER		IP	WLS	BF	H	R	ER	SO	BB	IBB	HBP	BLK	WP	HR	S	P	ERA	WHIP
Ray Burris, R ERA: 3.19	(1, 1)	7.0		30	8	3	3	4	1	1	0	0	1	1	36	44	3.86	1.286
Joe Coleman, R ERA: 4.45	(8, 1)	1.1	L	6	2	1	1	1	0	1	0	0	0	1	7	11	6.75	1.500

PITCHER	IP	WLS	BF	H	R	ER	SO	BB	IBB	HBP	BLK	WP	HR	S	P	ERA	WHIP

Batter	1	2	3	4	5	6	7	8	9	AB	R	H	RBI	BB	SO	LOB
Rick Monday, L (1, 3) OBP: 0.345, SLG: 0.503	2-3		1-3 E 1B		F8 2-3			BBB FC3-6 BB		3	1	1	0	1	0	1
Ralph LaCock, L (1, 7) OBP: 0.336, SLG: 0.374	L6		E7 1-H 3-H		F9			SSS K		4	0	0	0	0	1	2
Larry Biittner, L (1, 9) OBP: 0.276, SLG: 0.310	4-3		4-3			L9		FC3-6 1-2f		4	0	0	0	0	0	2
Jerry Morales, R (1, 8) OBP: 0.327, SLG: 0.405		6-3		FC1-5 2B		P7		G3		4	0	1	0	0	0	1
Manny Trillo, R (1, 4) OBP: 0.299, SLG: 0.309		L9		FC1-5 2-3		F7			F9	4	0	0	0	0	0	1
Rob Sperring, R (1, 5) OBP: 0.312, SLG: 0.286		P4		F9			4-3		SSS K	4	0	0	0	0	1	1
Steve Swisher, R (1, 2) OBP: 0.275, SLG: 0.330			L8	F3			1B		SSS K	4	0	1	0	0	1	1
Mick Kelleher, R (1, 6) Jerry Tabb, L (7, PH) OBP: 0.471, SLG: 0.357 Dave Rosello, R (7, 6) OBP: 0.361, SLG: 0.288			P3		F8 SH1-4 1B		P5			2 1 0	0 0 0	1 0 0	0 0 0	0 0 0	0 0 0	0 1 0
Steve Renko, R (1, 1) OBP: 0.113, SLG: 0.113 Champ Summers, L (7, PH) OBP: 0.286, SLG: 0.296 Bruce Sutter, R (7, 1)			1B E 1B		SH1-4 1-2		4-3			1 1 0	1 0 0	1 0 0	0 0 0	0 0 0	0 0 0	0 1 0
Inning Stats	R: 0 E: 0 K: 0 S: 3 H: 0 LOB: 0 BB: 0 P: 3	R: 0 E: 0 K: 0 S: 3 H: 0 LOB: 0 BB: 0 P: 3	R: 2 E: 1 K: 0 S: 6 H: 2 LOB: 1 BB: 0 P: 6	R: 0 E: 0 K: 0 S: 4 H: 1 LOB: 1 BB: 0 P: 4	R: 0 E: 0 K: 0 S: 4 H: 1 LOB: 1 BB: 0 P: 4	R: 0 E: 0 K: 0 S: 3 H: 0 LOB: 0 BB: 0 P: 3	R: 0 E: 0 K: 0 S: 4 H: 1 LOB: 1 BB: 0 P: 4	R: 0 E: 0 K: 1 S: 5 H: 0 LOB: 1 BB: 1 P: 9	R: 0 E: 0 K: 2 S: 7 H: 0 LOB: 0 BB: 0 P: 7	1B: 4 2B: 1 3B: 0 HR: 0 SF: 0 SAC: 1 DP: 0 HBP: 0						

TOP

Chicago Cubs @ New York Mets

Shea Stadium, Flushing, NY

Sat Sep 25 1976, 3:33 AM EDT

Att. 8,166 - Unknown - 69 F

livebaseballscorecards.com

AB	32
R	2
H	5
RBI	0
BB	1
SO	3
LOB	11

PITCHER		IP	WLS	BF	H	R	ER	SO	BB	IBB	HBP	BLK	WP	HR	S	P	ERA	WHIP
Craig Swan, R ERA: 3.55	(1, 1)	7.0	W	28	5	2	0	0	1	0	0	0	0	0	27	31	0.00	0.857
Skip Lockwood, R ERA: 2.76	(8, 1)	2.0	S	6	0	0	0	3	0	0	0	0	0	0	12	12	0.00	0.000

PITCHER		IP	WLS	BF	H	R	ER	SO	BB	IBB	HBP	BLK	WP	HR	S	P	ERA	WHIP

Chicago Cubs @ New York Mets

Shea Stadium, Flushing, NY

Sat Sep 25 1976, 3:33 AM EDT

Att. 8,166 - Unknown - 69 F

BOTTOM

Batter	1	2	3	4	5	6	7	8	9	AB	R	H	RBI	BB	SO	LOB
Lee Mazzilli, S (1, 8) OBP: 0.361, SLG: 0.373	K	4-3			F2		BB			3	1	0	0	1	1	0
Felix Millan, R (1, 4) OBP: 0.345, SLG: 0.349	1B 3B 1B		1-6-3		1B		E 1-2 2-H 1B			4	1	3	1	0	0	0
Ed Kranepool, L (1, 3) OBP: 0.343, SLG: 0.406 Leon Brown, R (7, PR) OBP: 0.257, SLG: 0.257 (8, 9)	K		6-3		F9		E1 1-3 2-H			4 0	0 0	0 0	0 0	0 0	1 0	3 0
Dave Kingman, R (1, 9) OBP: 0.281, SLG: 0.519 (8, 3)	1-3 3B 1B		K			4-3	K			4	1	1	0	0	2	2
Billy Baldwin, L (1, 7) OBP: 0.300, SLG: 0.611	2-H 3-H 3B				2B	4-3 1B	L8			4	1	3	2	0	0	2
Jerry Grote, R (1, 2) OBP: 0.356, SLG: 0.373	3-H 3B			1-3		4-3 1-2	FC6-4 1B			4	0	2	1	0	0	2
Mike Phillips, L (1, 6) OBP: 0.312, SLG: 0.361	L7			F2		4-3	P8			4	0	0	0	0	0	4
Leo Foster, R (1, 5) OBP: 0.297, SLG: 0.298		4-3		P4			E6 SH1-3 1B	FC6-4 1-2f		4	1	0	0	0	0	2
Craig Swan, R (1, 1) OBP: 0.195, SLG: 0.108 Skip Lockwood, R (8, 1) OBP: 0.400, SLG: 0.389		1-3			K		SH1-3 1-2	K		2 1	0 0	0 0	0 0	1 0	0 1	0 1
Inning Stats	R: 3 E: 0 K: 2 S: 11 H: 4 LOB: 1 BB: 0 P: 11	R: 0 E: 0 K: 0 S: 3 H: 0 LOB: 0 BB: 0 P: 3	R: 0 E: 0 K: 1 S: 5 H: 0 LOB: 0 BB: 0 P: 5	R: 0 E: 0 K: 0 S: 4 H: 1 LOB: 1 BB: 0 P: 4	R: 0 E: 0 K: 1 S: 6 H: 1 LOB: 1 BB: 0 P: 6	R: 0 E: 0 K: 0 S: 4 H: 1 LOB: 1 BB: 0 P: 4	R: 2 E: 2 K: 1 S: 8 H: 1 LOB: 2 BB: 1 P: 12	R: 0 E: 0 K: 1 S: 6 H: 1 LOB: 1 BB: 0 P: 6		1B: 6 2B: 1 3B: 2 HR: 0 SF: 0 SAC: 1 DP: 0 HBP: 0						

PITCHER	IP	WLS	BF	H	R	ER	SO	BB	IBB	HBP	BLK	WP	HR	S	P	ERA	WHIP
Steve Renko, R (1, 1) ERA: 4.2	6.0	L	25	7	3	3	4	0	0	0	0	0	0	33	33	4.50	1.167
Bruce Sutter, R (7, 1) ERA: 2.72	2.0		11	2	2	0	2	1	0	0	0	0	0	14	18	0.00	1.500

PITCHER	IP	WLS	BF	H	R	ER	SO	BB	IBB	HBP	BLK	WP	HR	S	P	ERA	WHIP

livebaseballscorecards.com

AB	34
R	5
H	9
RBI	4
BB	1
SO	6
LOB	16

WP: 0 PA: 36
PB: 0
SB: 0
CS: 0

Batter	1	2	3	4	5	6	7	8	9	AB	R	H	RBI	BB	SO	LOB
Rick Monday, L (1, 8) OBP: 0.344, SLG: 0.501	S S S 0-3 ① K			S S S 0-3 ① K		S S S 0-3 ② K		x 0-0 ① F7	x 0-0 ③ F9	4	0	1	0	0	2	0
Mick Kelleher, R (1, 6) (7, 5) OBP: 0.268, SLG: 0.266	S S S 0-3 ② K			x 0-0 E5 FC5 E		x 0-0 ③ B1		x 0-0 SH1-3 1B 1B		4	1	2	0	0	1	0
Manny Trillo, R (1, 4) OBP: 0.300, SLG: 0.309	S S S 0-3 ③ K			x 0-0 E6 S FC5 1-2 S			x 0-0 1B 1B 1B	x 0-0 SH1-3 1-2 1B		3	0	1	0	0	1	1
Jerry Morales, R (1, 9) OBP: 0.328, SLG: 0.404		x 0-0 ① F8		x 0-0 ② FC5 1-2 2-3f			x 0-0 1B 1B 1-2 FC3-2 1B	x 0-0 ② SH1-3 1-2 2-3		3	0	1	1	1	0	2
George Mitterwald, R (1, 3) OBP: 0.244, SLG: 0.287 Darold Knowles, L (8, 1) OBP: 0.400, SLG: 0.143		S S S 0-3 ② K		0-0 ③ S 2-H			x 0-0 FC3-2 1B 1-2 2-H 1B	4-0 IBB		5 0	0 0	1 0	0 0	0 0	1 0	5 0
Rob Sperring, R (1, 5) OBP: 0.316, SLG: 0.282 Larry Biittner, L (7, PH) (7, 7) OBP: 0.273, SLG: 0.307		B B B 4-0 CS BB			x 0-0 ① 1-3		x 0-0 FC3-2 1-2 2-3 1B	x 0-0 ③ F7		1 2	0 0	0 0	0 0	1 0	0 0	0 3
Wayne Tyrone, R (1, 7) OBP: 0.262, SLG: 0.298 Champ Summers, L (7, PH) OBP: 0.284, SLG: 0.294 Ed Putman, R (7, 2) OBP: 0.500, SLG: 0.500		0-0 ③ CS 1-2	x 0-0 ① 6-3		x 0-0 ② F9		x 0-0 ① FC3-2 1-2 2-3 3-Hf		x 0-0 ① G3	2 1 1	0 0 0	0 0 1	0 0 0	0 0 0	0 0 0	0 3 0
Steve Swisher, R (1, 2) OBP: 0.274, SLG: 0.328 Ralph LaCock, L (7, PH) OBP: 0.334, SLG: 0.373 Dave Rosello, R (7, 6) OBP: 0.359, SLG: 0.286			S S S 0-3 ② K		x 0-0 ③ G3		x 0-0 ② F3		x 0-0 1B	2 1 1	0 0 0	0 0 0	0 0 0	0 0 0	2 0 0	0 3 1
Bill Bonham, R (1, 1) OBP: 0.219, SLG: 0.242 Jerry Tabb, L (8, PH) (8, 3) OBP: 0.421, SLG: 0.313			S S S 0-3 ③ K			S S S 0-3 ① K	x 0-0 ③ 4-3		x 0-0 ② F9	2 2	0 0	0 0	0 0	0 0	2 0	0 1
Inning Stats	R: 0 E: 0 K: 3 S: 9 H: 0 LOB: 0 BB: 0 P: 9	R: 0 E: 0 K: 1 S: 4 H: 0 LOB: 0 BB: 1 P: 8	R: 0 E: 0 K: 2 S: 7 H: 0 LOB: 0 BB: 0 P: 7	R: 0 E: 2 K: 1 S: 6 H: 0 LOB: 2 BB: 0 P: 6	R: 0 E: 0 K: 0 S: 3 H: 0 LOB: 0 BB: 0 P: 3	R: 0 E: 0 K: 2 S: 7 H: 0 LOB: 0 BB: 0 P: 7	R: 1 E: 0 K: 0 S: 7 H: 4 LOB: 3 BB: 0 P: 7	R: 0 E: 0 K: 0 S: 5 H: 2 LOB: 3 BB: 1 P: 9	R: 0 E: 0 K: 0 S: 4 H: 1 LOB: 1 BB: 0 P: 4	1B: 7 2B: 0 3B: 0 HR: 0 SF: 0 SAC: 1 DP: 0 HBP: 0						WP: 0 PB: 0 SB: 1 CS: 1 PA: 38	

TOP

Chicago Cubs @ New York Mets

Shea Stadium, Flushing, NY

Sun Sep 26 1976, 3:33 AM EDT

Att. 6,958 - Unknown - 65 F

livebaseballscorecards.com

AB	34
R	1
H	7
RBI	1
BB	2
SO	9
LOB	19

PITCHER		IP	WLS	BF	H	R	ER	SO	BB	IBB	HBP	BLK	WP	HR	S	P	ERA	WHIP
Jerry Koosman, L ERA: 2.71	(1, 1)	6.0	W	24	4	1	1	9	1	0	0	0	0	0	40	44	1.50	0.833
Bob Apodaca, R ERA: 2.87	(7, 1)	3.0	S	13	3	0	0	0	0	1	0	0	0	0	12	16	0.00	1.000

PITCHER	IP	WLS	BF	H	R	ER	SO	BB	IBB	HBP	BLK	WP	HR	S	P	ERA	WHIP

Chicago Cubs @ New York Mets

Shea Stadium, Flushing, NY

Sun Sep 26 1976, 3:33 AM EDT

Att. 6,958 - Unknown - 65 F

BOTTOM

Batter	1	2	3	4	5	6	7	8	9	AB	R	H	RBI	BB	SO	LOB
Lee Mazzilli, S (1, 8) OBP: 0.369, SLG: 0.389	BBBB 4-0 SH1-3 1B BB	x 0-0 2B	x 0-0 ② 4-3 2-3	x 0-0 ③ F8						3	0	1	0	1	0	2
Felix Millan, R (1, 4) OBP: 0.346, SLG: 0.349	x 0-0 SH1-3 1-2 1B	SSS 0-3 ① K	BBBB 4-0 3-H BB		x 0-0 ① 4-3					3	0	1	0	1	1	1
Bruce Boisclair, L (1, 7) OBP: 0.345, SLG: 0.374	x 0-0 ① SH1-3 1-2 2-3	x 0-0 ② F9	SSS 0-3 ③ K		BBBB 4-0 BB					2	0	0	0	1	1	2
Dave Kingman, R (1, 3) OBP: 0.279, SLG: 0.514	SSS 0-3 ② K	x 0-0 ③ 3-1		SSS 0-3 ① K		SSS 0-3 ② K				4	0	0	0	0	3	4
Billy Baldwin, L (1, 9) OBP: 0.304, SLG: 0.571 Joe Torre, R (8, PH) OBP: 0.359, SLG: 0.410 Leon Brown, R (9, 9) OBP: 0.257, SLG: 0.257	SSS 0-3 ③ K		x 0-0 E 9-2 1B	x 0-0 ② F9				SSS 0-3 ③ K		3 1 0	0 0 0	1 0 0	0 0 0	0 0 0	1 1 0	2 1 0
John Stearns, R (1, 2) OBP: 0.362, SLG: 0.400		x 0-0 ① F9	x 0-0 ① L7	x 0-0 ③ 6-3						3	0	0	0	0	0	1
Bud Harrelson, S (1, 6) OBP: 0.348, SLG: 0.288		x 0-0 4-3 3B	x 0-0 ② ③ 9-2 1-Hf				x 0-0 6-3 1B			3	1	2	0	0	0	1
Leo Foster, R (1, 5) OBP: 0.299, SLG: 0.288		x 0-0 ② 4-3 3-H			BBBB 4-0 4-3 WP WP BB		x 0-0 ① 6-3 1-2			2	1	0	1	1	0	1
Jerry Koosman, R (1, 1) OBP: 0.244, SLG: 0.250 Bob Apodaca, R (7, 1) OBP: 0.176, SLG: 0.188		x 0-0 ③ P6			SSS 0-3 ① K 1-2		SSS 0-3 ② K			2 1	0 0	0 0	0 0	0 0	1 1	1 1
Inning Stats	R: 0 E: 0 K: 2 S: 8 H: 1 LOB: 2 BB: 1 P: 12	R: 1 E: 0 K: 0 S: 4 H: 1 LOB: 0 BB: 0 P: 4	R: 0 E: 0 K: 1 S: 6 H: 1 LOB: 1 BB: 0 P: 6	R: 0 E: 1 K: 0 S: 3 H: 1 LOB: 0 BB: 0 P: 3	R: 1 E: 0 K: 2 S: 7 H: 0 LOB: 1 BB: 2 P: 15	R: 0 E: 0 K: 1 S: 5 H: 0 LOB: 0 BB: 0 P: 5	R: 0 E: 0 K: 1 S: 6 H: 1 LOB: 1 BB: 0 P: 6	R: 0 E: 0 K: 2 S: 7 H: 0 LOB: 1 BB: 1 P: 11		1B: 3 2B: 2 3B: 1 HR: 0 SF: 0 SAC: 1 DP: 1 HBP: 0					

livebaseballscorecards.com

AB	27
R	2
H	5
RBI	1
BB	4
SO	9
LOB	17

PITCHER		IP	WLS	BF	H	R	ER	SO	BB	IBB	HBP	BLK	WP	HR	S	P	ERA	WHIP
Bill Bonham, R ERA: 4.41	(1, 1)	7.0	L	28	5	2	2	7	3	0	0	0	2	0	39	51	2.57	1.143
Darold Knowles, L ERA: 2.89	(8, 1)	1.0		4	0	0	0	2	1	0	0	0	0	0	7	11	0.00	1.000

PITCHER	IP	WLS	BF	H	R	ER	SO	BB	IBB	HBP	BLK	WP	HR	S	P	ERA	WHIP

Batter	1	2	3	4	5	6	7	8	9	AB	R	H	RBI	BB	SO	LOB
Bombo Rivera, R (1, 7) OBP: 0.323, SLG: 0.411	5-3		P4		FC5-4 1-2f			1B 3B		4	1	1	0	0	0	3
Tim Foli, R (1, 6) OBP: 0.282, SLG: 0.368	P3			F8		WP 1B 2B		3-H 1B		4	1	2	1	0	0	0
Andre Dawson, R (1, 8) OBP: 0.318, SLG: 0.328	5-3			6-3		F8				3	0	0	0	0	0	1
Ellis Valentine, R (1, 9) OBP: 0.337, SLG: 0.402		F9		5-3		5-3 2-H 1B				3	0	1	1	0	0	0
Earl Williams, R (1, 3) OBP: 0.294, SLG: 0.412		F9			FC6-4 1B	5-3 1-2				3	0	1	0	0	0	1
Larry Parrish, R (1, 5) OBP: 0.282, SLG: 0.347		5-3			FC6-4 G3 1-2f 1B	K				3	1	0	0	0	1	2
Pete Mackanin, R (1, 4) OBP: 0.256, SLG: 0.337			5-3		G3 1-2		F7			3	0	0	0	0	0	1
Barry Foote, R (1, 2) OBP: 0.268, SLG: 0.343			3-1 2B		BB 2-H 1B		P6			3	0	2	1	0	0	0
Larry Landreth, R (1, 1)			3-1 2-3		BBB FC5-4 1-2 BB		F8			1	0	0	0	0	0	1
Bill Atkinson, L (4, 1)										0	0	0	0	0	0	0
Andre Thornton, R (5, PH) OBP: 0.323, SLG: 0.373										0	0	0	0	1	0	0
Chip Lang, R (5, 1) OBP: 0.167, SLG: 0.167										0	0	0	0	0	0	0
Gary Roenicke, R (7, PH) OBP: 0.260, SLG: 0.344										1	0	0	0	0	0	0
Chuck Taylor, R (7, 1)										0	0	0	0	0	0	0
Inning Stats	R: 0 E: 0 K: 0 S: 3 H: 0 LOB: 0 BB: 0 P: 3	R: 0 E: 0 K: 0 S: 3 H: 0 LOB: 0 BB: 0 P: 3	R: 0 E: 0 K: 0 S: 4 H: 1 LOB: 1 BB: 0 P: 4	R: 0 E: 0 K: 0 S: 3 H: 0 LOB: 0 BB: 0 P: 3	R: 1 E: 0 K: 0 S: 5 H: 2 LOB: 2 BB: 1 P: 9	R: 1 E: 0 K: 1 S: 7 H: 2 LOB: 1 BB: 0 P: 7	R: 0 E: 0 K: 0 S: 3 H: 0 LOB: 0 BB: 0 P: 3	R: 1 E: 0 K: 0 S: 2 H: 2 LOB: 1 BB: 0 P: 2		1B: 4 2B: 2 3B: 1 HR: 0 SF: 0 SAC: 0 DP: 0 HBP: 0				WP: 1 PB: 0 SB: 0 CS: 0 PA: 29		

PITCHER	IP	WLS	BF	H	R	ER	SO	BB	IBB	HBP	BLK	WP	HR	S	P	ERA	WHIP
Jon Matlack, L (1, 1) ERA: 2.83	7.0	W	29	7	3	3	1	1	0	0	0	1	0	30	34	3.86	1.143

PITCHER	IP	WLS	BF	H	R	ER	SO	BB	IBB	HBP	BLK	WP	HR	S	P	ERA	WHIP

Montreal Expos @ New York Mets

Shea Stadium, Flushing, NY

Mon Sep 27 1976, 7:05 PM EDT

Att. 2,929 - Unknown

TOP

livebaseballscorecards.com

AB	28
R	3
H	7
RBI	3
BB	1
SO	1
LOB	9

Montreal Expos @ New York Mets

Shea Stadium, Flushing, NY

Mon Sep 27 1976, 7:05 PM EDT

Att. 2,929 - Unknown

BOTTOM

Batter	1	2	3	4	5	6	7	8	9	AB	R	H	RBI	BB	SO	LOB
Lee Mazzilli, S (1, 8) OBP: 0.371, SLG: 0.368	SSS 0-3 ① K		x 0-0 E3 S HR 1-3	SSS 0-3 ② K 1-2 2-3 3-H		H 1-0 1B HR 1-2 HBP	BBBB 4-0 BB 1-2			3	2	0	0	1	2	3
Felix Millan, R (1, 4)	x 0-0 1B		x 0-0 ② SF8 1-2 3-H	x 0-0 ③ P4		x 0-0 HR 1B 1-2 2-3	x 0-0 ③ P5			4	1	2	1	0	0	4
John Milner, L (1, 7) OBP: 0.363, SLG: 0.455	x 0-0 ② F7		x 0-0 HR 2-H		x 0-0 ① G3	x 0-0 HR 1-H 2-H 3-H				4	2	2	6	0	0	1
Ed Kranepool, L (1, 3)	x 0-0 ③ L3		x 0-0 ③ P5		BBBB 4-0 BB	x 0-0 E4 2B				3	1	0	0	1	0	1
Dave Kingman, R (1, 9) OBP: 0.279, SLG: 0.514		x 0-0 ① F8		SSS 0-3 ① K	SSS 0-3 ② K	x 0-0 1-H 2B				4	0	1	1	0	2	1
Jerry Grote, R (1, 2) OBP: 0.355, SLG: 0.371		x 0-0 ② 4-3		x 0-0 FC 1B 1B	x 0-0 ③ G3	x 0-0 ③ 6-3				4	1	1	0	0	0	2
Bud Harrelson, S (1, 6) OBP: 0.350, SLG: 0.291	SSS 0-3 ③ K			x 0-0 1B FC WP 1-2 1B		x 0-0 ① G3	x 0-0 BB 1B			4	1	2	0	0	1	0
Roy Staiger, R (1, 5) OBP: 0.283, SLG: 0.280			x 0-0 ① 6-3	x 0-0 FC WP 1B 1-2 2-3		x 0-0 ② F7	x 0-0 ① F8			4	0	0	0	0	0	3
Jon Matlack, L (1, 1) OBP: 0.277, SLG: 0.212			x 0-0 E SF8 1B	x 0-0 WP 1-2 2-3 3-H 1B		x 0-0 1B HBP HR 1B	x 0-0 ② F8			4	2	3	1	0	0	1
Inning Stats	R: 0 E: 0 K: 1 S: 6 H: 1 LOB: 1 BB: 0 P: 6	R: 0 E: 0 K: 1 S: 5 H: 0 LOB: 0 BB: 0 P: 5	R: 3 E: 1 K: 0 S: 6 H: 2 LOB: 0 BB: 0 P: 6	R: 2 E: 0 K: 2 S: 11 H: 3 LOB: 2 BB: 0 P: 11	R: 0 E: 0 K: 1 S: 5 H: 0 LOB: 1 BB: 1 P: 9	R: 5 E: 1 K: 0 S: 8 H: 4 LOB: 1 BB: 0 P: 9	R: 0 E: 0 K: 0 S: 4 H: 1 LOB: 2 BB: 1 P: 8			1B: 8 2B: 1 3B: 0 HR: 2	SF: 1 SAC: 0 DP: 0 HBP: 1					

livebaseballscorecards.com

AB	34
R	10
H	11
RBI	9
BB	2
SO	5
LOB	16

WP: 1 PB: 0 SB: 1 CS: 0 PA: 38

PITCHER		IP	WLS	BF	H	R	ER	SO	BB	IBB	HBP	BLK	WP	HR	S	P	ERA	WHIP
Larry Landreth, R ERA: 4.09	(1, 1)	3.1	L	18	6	5	2	3	0	0	0	0	0	1	24	24	5.40	1.800
Bill Atkinson, R ERA:	(4, 1)	0.2		2	0	0	0	1	0	0	0	0	1	0	4	4	0.00	0.000
Chip Lang, R ERA: 4.3	(5, 1)	2.0		13	4	5	4	1	1	0	1	0	0	1	13	18	18.00	2.500
Chuck Taylor, R ERA: 4.7	(7, 1)	1.0		5	1	0	0	0	1	0	0	0	0	0	4	8	0.00	2.000

PITCHER	IP	WLS	BF	H	R	ER	SO	BB	IBB	HBP	BLK	WP	HR	S	P	ERA	WHIP

Batter	1	2	3	4	5	6	7	8	9	AB	R	H	RBI	BB	SO	LOB
Del Unser, L (1, 7) OBP: 0.273, SLG: 0.362	F7		BBBB 4-0 CS 1B BB		F9		4-3		SSS 0-3 K 1-2	4	1	0	0	1	1	2
Tim Foli, R (1, 6) OBP: 0.281, SLG: 0.368	5-3		SF9 1-2 2-H		6-3			2B 1B 1B	P6	4	1	1	1	0	0	1
Andre Dawson, R (1, 8) OBP: 0.329, SLG: 0.354	SSS 0-3 K		1B 1B		F9			1-3 1B 2B		4	1	2	0	0	1	0
Ellis Valentine, R (1, 9) OBP: 0.342, SLG: 0.407		6-3 5-3 1B	S 1-3 2-H 1B			F9		FC5 2-H 3-H 1B		4	0	3	3	0	0	0
Earl Williams, R (1, 3) OBP: 0.291, SLG: 0.408		5-3 1-2	SSS K 1-2			F8		F7		4	0	0	0	0	1	4
Larry Parrish, R (1, 5) OBP: 0.283, SLG: 0.350		6-3 2-3		2B		1B		FC5 2-3		4	0	2	0	0	0	2
Barry Foote, R (1, 2) OBP: 0.268, SLG: 0.342		F7		P6			SH3 1B	SSS K		4	0	1	0	0	1	3
Pepe Frias, R (1, 4) OBP: 0.230, SLG: 0.253			CS SH3-4 SF9 1B	SSS K			SH3 1-2		SSS K	3	1	1	0	0	2	1
Joe Keener, R (1, 1)			SH3-4 1-2	SSS K			F9		BBBB S BB	1	0	0	0	0	1	1
Clay Kirby, R (5, 1) OBP: 0.105, SLG: 0.111										0	0	0	0	0	0	0
Wayne Garrett, L (7, PH) OBP: 0.356, SLG: 0.304										1	0	0	0	0	0	1
Steve Dunning, R (7, 1) OBP: 0.235, SLG: 0.133										0	0	0	0	0	0	0
Mike Jorgensen, L (9, PH) OBP: 0.353, SLG: 0.348										0	0	0	0	1	0	0
Joe Kerrigan, R (9, 1)										0	0	0	0	0	0	0
Inning Stats	R: 0 E: 0 K: 1 S: 5 H: 0 LOB: 0 BB: 0 P: 5	R: 0 E: 0 K: 0 S: 4 H: 1 LOB: 1 BB: 0 P: 4	R: 2 E: 0 K: 1 S: 8 H: 3 LOB: 2 BB: 1 P: 12	R: 0 E: 0 K: 2 S: 8 H: 1 LOB: 1 BB: 0 P: 8	R: 0 E: 0 K: 0 S: 3 H: 0 LOB: 0 BB: 0 P: 3	R: 0 E: 0 K: 0 S: 3 H: 1 LOB: 1 BB: 0 P: 3	R: 0 E: 0 K: 0 S: 4 H: 1 LOB: 1 BB: 0 P: 4	R: 2 E: 0 K: 1 S: 8 H: 3 LOB: 1 BB: 0 P: 8	R: 0 E: 0 K: 2 S: 7 H: 0 LOB: 1 BB: 1 P: 11	1B: 8 2B: 2 3B: 0 HR: 0 SF: 1 SAC: 2 DP: 0 HBP: 0	WP: 0 PB: 0 SB: 2 CS: 2	PA: 38				

TOP

Montreal Expos @ New York Mets

Shea Stadium, Flushing, NY

Tue Sep 28 1976, 7:05 PM EDT

Unknown

livebaseballscorecards.com

AB	33
R	4
H	10
RBI	4
BB	2
SO	7
LOB	15

PITCHER		IP	WLS	BF	H	R	ER	SO	BB	IBB	HBP	BLK	WP	HR	S	P	ERA	WHIP
Nino Espinosa, R ERA: 3.89	(1, 1)	7.0		30	9	4	2	4	1	0	0	0	0	0	37	41	2.57	1.429
Skip Lockwood, R ERA: 2.7	(8, 1)	2.0	W	8	1	0	0	3	1	0	0	0	0	0	13	17	0.00	1.000

PITCHER	IP	WLS	BF	H	R	ER	SO	BB	IBB	HBP	BLK	WP	HR	S	P	ERA	WHIP

Montreal Expos @ New York Mets

Shea Stadium, Flushing, NY

Tue Sep 28 1976, 7:05 PM EDT

Unknown

BOTTOM

Batter	1	2	3	4	5	6	7	8	9	AB	R	H	RBI	BB	SO	LOB
Bruce Boisclair, L (1, 8) OBP: 0.349, SLG: 0.373	G3		BB, HBP BB	1B, E 1-2 BB			K		1B 1B	3	2	1	0	2	1	0
Felix Millan, R (1, 4) OBP: 0.348, SLG: 0.350 Jim Dwyer, L (9, PH) OBP: 0.269, SLG: 0.229	F8		BB 1-2 HBP	E2 1-H 2-H 1B			F8		1B, BB 1-3 1B	3 1	1 0	1 1	1 0	0 0	0 0	0 0
John Milner, L (1, 7) OBP: 0.363, SLG: 0.453	1B		F8	4-3			3-1		1B 1-2 BB	4	0	1	0	1	0	2
Ed Kranepool, L (1, 3) OBP: 0.345, SLG: 0.413		F5	F5		G6-4-3 1B			HR	1B 1-2 2-3 3-H	5	1	3	2	0	0	2
Dave Kingman, R (1, 9) OBP: 0.280, SLG: 0.512		1B, 1B BB	FC6-4 1-2 2-3 BB		G6-4-3 1-2f			6-3		2	0	0	0	2	0	1
Roy Staiger, R (1, 5) OBP: 0.283, SLG: 0.280		1B 1-2 1B	FC6-4 1-2f		5-3			F8		4	0	1	0	0	0	3
Mike Phillips, L (1, 6) OBP: 0.315, SLG: 0.363		FC5-4 1-2 2-3 1B		4-3		L3 1B		K		4	0	2	0	0	1	0
Ron Hodges, L (1, 2) OBP: 0.339, SLG: 0.342		K		P6		L3 1-2			F7	4	0	0	0	0	1	4
Nino Espinosa, R (1, 1) Skip Lockwood, R (8, 1) OBP: 0.400, SLG: 0.389 Billy Baldwin, L (9, PH) OBP: 0.292, SLG: 0.545		FC5-4 1-2f		BB 1B BB		F8			F9	2 0 1	1 0 0	0 0 0	0 0 0	1 0 0	0 0 0	3 0 0
Inning Stats	R: 0 E: 0 K: 0 S: 3 H: 1 LOB: 1 BB: 0 P: 3	R: 0 E: 0 K: 1 S: 7 H: 2 LOB: 3 BB: 1 P: 11	R: 0 E: 0 K: 0 S: 3 H: 0 LOB: 3 BB: 2 P: 12	R: 3 E: 1 K: 0 S: 4 H: 1 LOB: 0 BB: 2 P: 12	R: 0 E: 0 K: 0 S: 3 H: 1 LOB: 0 BB: 0 P: 3	R: 0 E: 0 K: 0 S: 3 H: 1 LOB: 0 BB: 0 P: 3	R: 0 E: 0 K: 1 S: 5 H: 0 LOB: 0 BB: 0 P: 5	R: 1 E: 0 K: 1 S: 6 H: 1 LOB: 0 BB: 0 P: 6	R: 1 E: 0 K: 0 S: 5 H: 3 LOB: 3 BB: 1 P: 9	1B: 9 2B: 1 3B: 0 HR: 1 SF: 0 SAC: 0 DP: 2 HBP: 1				WP: 0 PB: 0 SB: 0 CS: 0 PA: 40		

livebaseballscorecards.com

	AB	33
	R	5
	H	10
	RBI	3
	BB	6
	SO	3
	LOB	15

PITCHER		IP	WLS	BF	H	R	ER	SO	BB	IBB	HBP	BLK	WP	HR	S	P	ERA	WHIP
Joe Keener, R ERA: 10.38	(1, 1)	4.0		21	4	3	1	1	5	0	1	0	0	0	17	38	2.25	2.250
Clay Kirby, R ERA: 5.72	(5, 1)	2.0		6	2	0	0	0	0	0	0	0	0	0	6	6	0.00	1.000
Steve Dunning, R ERA: 4.34	(7, 1)	2.0		7	1	1	1	2	0	0	0	0	0	1	11	11	4.50	0.500
Joe Kerrigan, R ERA: 3.88	(9, 1)	0.2	L	6	3	1	1	0	1	0	0	0	0	0	5	9	13.50	6.000

PITCHER	IP	WLS	BF	H	R	ER	SO	BB	IBB	HBP	BLK	WP	HR	S	P	ERA	WHIP

Montreal Expos @ New York Mets

Shea Stadium, Flushing, NY

Tue Sep 28 1976, 7:05 PM EDT

Att. 6,372 - Unknown

TOP

livebaseballscorecards.com

Batter	1	2	3	4	5	6	7	8	9	AB	R	H	RBI	BB	SO	LOB
Tim Foli, R (1, 6) OBP: 0.279, SLG: 0.365 Wayne Garrett, L (7, 4) OBP: 0.357, SLG: 0.304	F7		K	SF8 1-2 2-3 3-H			5-3		IBB	3 0	0 0	0 0	1 0	0 1	1 0	0 0
Del Unser, L (1, 7) OBP: 0.272, SLG: 0.360	F7		E 1B 1B	2-3			F8		P6	5	1	1	0	0	0	5
Andre Dawson, R (1, 8) OBP: 0.307, SLG: 0.329	1-6-3		E7 1-3 1B		1-3		P4		FC5 2-3f	5	1	0	0	0	0	4
Ellis Valentine, R (1, 9) OBP: 0.344, SLG: 0.408		F8	2-H 3-H 1B		1B			P4		4	0	2	2	0	0	0
Earl Williams, R (1, 3) OBP: 0.288, SLG: 0.403 Mike Jorgensen, L (9, 3) OBP: 0.353, SLG: 0.348		6-3	F8		F9			5-3		4 0	0 0	0 0	0 0	0 0	0 0	2 0
Larry Parrish, R (1, 5) OBP: 0.285, SLG: 0.356		HR		BB 1B 1B SF8	F9			F7		3	2	1	1	1	0	1
Barry Foote, R (1, 2) OBP: 0.270, SLG: 0.342		BB		F7		P5			SH1-3 1B 1B	3	0	1	0	1	0	1
Pepe Frias, R (1, 4) OBP: 0.240, SLG: 0.263 (7, 6)		F9		SF8 1B 1-2 1B		P6			FC5 SH1-3 1-2 1B	4	0	2	0	0	0	1
Gerry Hannahs, L (1, 1) OBP: 0.375, SLG: 0.375 Woodie Fryman, R (7, 1) OBP: 0.125, SLG: 0.127			K	SF8 1-2 2-3 1B		6-3			SH1-3 1-2 2-3	3 0	0 0	1 0	0 0	0 0	1 0	0 0

	AB	34
	R	4
	H	8
	RBI	4
	BB	3
	SO	2
	LOB	14

Inning Stats																																		
	R: 0	E: 0	K: 0	S: 3	H: 0	LOB: 0	BB: 0	P: 3	R: 1	E: 0	K: 0	S: 4	H: 1	LOB: 1	BB: 1	P: 8	R: 2	E: 1	K: 2	S: 10	H: 2	LOB: 1	BB: 0	P: 10	R: 1	E: 0	K: 0	S: 5	H: 2	LOB: 2	BB: 1	P: 9	R: 0	E: 0	K: 0	S: 4	H: 1	LOB: 1	BB: 0	P: 4
	R: 0	E: 0	K: 0	S: 3	H: 0	LOB: 0	BB: 0	P: 3	R: 0	E: 0	K: 0	S: 3	H: 0	LOB: 0	BB: 0	P: 3	R: 0	E: 0	K: 0	S: 3	H: 0	LOB: 0	BB: 0	P: 3	R: 0	E: 0	K: 0	S: 5	H: 2	LOB: 3	BB: 1	P: 9	1B: 7	2B: 0	3B: 0	HR: 1	SF: 1	SAC: 1	DP: 0	HBP: 0	WP: 0	PB: 0	SB: 0	CS: 0	PA: 39

PITCHER		IP	WLS	BF	H	R	ER	SO	BB	IBB	HBP	BLK	WP	HR	S	P	ERA	WHIP
Bob Myrick, L ERA: 3.25	(1, 1)	3.1	L	18	5	4	2	2	2	0	0	0	0	1	20	28	5.40	2.100
Rick Baldwin, R ERA: 2.38	(4, 1)	3.2		12	1	0	0	0	0	0	0	0	0	0	12	12	0.00	0.273
Bob Apodaca, R ERA: 2.81	(8, 1)	2.0		9	2	0	0	0	0	1	0	0	0	0	8	12	0.00	1.000

PITCHER	IP	WLS	BF	H	R	ER	SO	BB	IBB	HBP	BLK	WP	HR	S	P	ERA	WHIP

Montreal Expos @ New York Mets

Shea Stadium, Flushing, NY

Tue Sep 28 1976, 7:05 PM EDT

Att. 6,372 - Unknown

BOTTOM

Batter	1	2	3	4	5	6	7	8	9	AB	R	H	RBI	BB	SO	LOB
Lee Mazzilli, S (1, 8) OBP: 0.347, SLG: 0.344	S S S 0-3 ① K		x 0-0 ② F7		x 0-0 ③ F9		x 0-0 ② SF8 2-3 3-H		x 0-0 ③ P6	4	0	0	1	0	1	1
Mike Vail, R (1, 9) OBP: 0.245, SLG: 0.273	x 0-0 CS 1B		x 0-0 ③ 6-3			x 0-0 ① 5-3	S S S 0-3 ③ K			4	0	1	0	0	1	3
Joe Torre, R (1, 3) OBP: 0.358, SLG: 0.406	x 0-0 ② ③ P3 1-2			B B B 4-0 E 1B BB		x 0-0 ② F3		x 0-0 ① P3		3	1	0	0	1	0	1
John Stearns, R (1, 2) OBP: 0.376, SLG: 0.396		B B B 4-0 F7 BB		x 0-0 ① G3 1-2		B B B 4-0 BB		B B B 4-0 E BB		1	0	0	0	3	0	1
Roy Staiger, R (1, 5) OBP: 0.282, SLG: 0.279		x 0-0 ① ② F7 1-2		x 0-0 2-H 1B		x 0-0 ③ F7		S S S 0-3 ② K		4	0	1	1	0	1	3
Pepe Mangual, R (1, 7) OBP: 0.361, SLG: 0.328		x 0-0 2B		x 0-0 ② F7			x 0-0 1B	x 0-0 E6 1-2		4	0	2	0	0	0	2
Bud Harrelson, S (1, 6) OBP: 0.349, SLG: 0.293		x 0-0 ③ P3		x 0-0 ③ F7			x 0-0 SF8 1-3 2B	x 0-0 ③ L8		4	0	1	0	0	0	4
Mike Phillips, L (1, 4) OBP: 0.315, SLG: 0.363			x 0-0 1B		x 0-0 ① F9		x 0-0 ① P7		x 0-0 ① F8	3	0	1	0	0	0	2
Jerry Grote, R (9, PH) OBP: 0.354, SLG: 0.370										1	0	0	0	0	0	0
Bob Myrick, R (1, 1)			S S S 0-3 ① K		S S S 0-3 ② K		B B B 4-0 BB		x 0-0 ② F8	1	0	0	0	0	1	1
Rick Baldwin, L (4, 1) OBP: 0.333, SLG: 0.333										1	0	0	0	0	1	0
Dave Kingman, R (7, PH) OBP: 0.282, SLG: 0.512										0	0	0	0	1	0	0
Bob Apodaca, R (8, 1) OBP: 0.176, SLG: 0.188										0	0	0	0	0	0	0
John Milner, L (9, PH) OBP: 0.362, SLG: 0.452										1	0	0	0	0	0	0
Inning Stats	R: 0 H: 1 E: 0 LOB: 0 K: 1 BB: 0 S: 5 P: 5	R: 0 H: 1 E: 0 LOB: 1 K: 0 BB: 1 S: 3 P: 7	R: 0 H: 1 E: 0 LOB: 1 K: 1 BB: 0 S: 6 P: 6	R: 1 H: 1 E: 1 LOB: 1 K: 0 BB: 1 S: 4 P: 8	R: 0 H: 0 E: 0 LOB: 0 K: 1 BB: 0 S: 5 P: 5	R: 0 H: 0 E: 0 LOB: 1 K: 0 BB: 1 S: 3 P: 7	R: 1 H: 2 E: 0 LOB: 2 K: 1 BB: 1 S: 7 P: 11	R: 0 H: 0 E: 1 LOB: 2 K: 1 BB: 1 S: 6 P: 10	R: 0 H: 0 E: 0 LOB: 0 K: 0 BB: 0 S: 3 P: 3	1B: 4 SF: 1 2B: 2 SAC: 0 3B: 0 DP: 0 HR: 0 HBP: 0						

livebaseballscorecards.com

AB	31
R	1
H	6
RBI	2
BB	5
SO	5
LOB	18

WP: 0 PA: 37
PB: 0
SB: 0
CS: 1

PITCHER		IP	WLS	BF	H	R	ER	SO	BB	IBB	HBP	BLK	WP	HR	S	P	ERA	WHIP
Gerry Hannahs, L ERA: 6.75	(1, 1)	6.0	W	24	5	2	1	3	3	0	0	0	0	0	27	39	1.50	1.333
Woodie Fryman, L ERA: 3.2	(7, 1)	3.0	S	13	1	0	0	2	2	0	0	0	0	0	15	23	0.00	1.000

PITCHER	IP	WLS	BF	H	R	ER	SO	BB	IBB	HBP	BLK	WP	HR	S	P	ERA	WHIP

Batter	1	2	3	4	5	6	7	8	9	AB	R	H	RBI	BB	SO	LOB
Del Unser, L (1, 7) OBP: 0.271, SLG: 0.359	S S S 0-3 ① K			x 0-0 ① 5-3	x 0-0 ② 6-3			x 0-0 SH5-3 HR 1B	S S S 0-3 ③ K	5	1	1	0	0	2	3
Andre Dawson, R (1, 8) OBP: 0.308, SLG: 0.342	x 0-0 ② P4			x 0-0 ② P3	x 0-0 2-H 2B			x 0-0 ① SH5-3 1-2		3	0	1	1	0	0	0
Mike Jorgensen, L (1, 3) OBP: 0.352, SLG: 0.344	S S S 0-3 ③ K			B B B B 4-0 BB 1B HR BB	x 0-0 ③ F9			x 0-0 ② F2		3	1	0	0	1	1	2
Ellis Valentine, R (1, 9) OBP: 0.346, SLG: 0.420		x 0-0 ① 6-3		x 0-0 BB 1-2 HR 1B		x 0-0 ① F9		x 0-0 2-H HR		4	2	2	2	0	0	0
Larry Parrish, R (1, 5) OBP: 0.284, SLG: 0.354		x 0-0 ② 6-3		B B B B 4-0 1-2 2-3 HR BB		x 0-0 ② F5		x 0-0 ③ 6-3		3	1	0	0	1	0	0
Wayne Garrett, L (1, 4) OBP: 0.356, SLG: 0.310		x 0-0 ③ 3-1		x 0-0 1-H 2-H 3-H HR		x 0-0 ③ 4-3			x 0-0 ① 4-3	4	1	1	4	0	0	0
Barry Foote, R (1, 2) OBP: 0.270, SLG: 0.341			x 0-0 ① F9	x 0-0 ③ 6-3			x 0-0 ① 5-3		x 0-0 FC1-5 1B 1B	4	0	1	0	0	0	0
Pepe Frias, R (1, 6) OBP: 0.259, SLG: 0.282			x 0-0 ② 4-3		x 0-0 SH1-4 2B 1B		x 0-0 G4-3-6-3-4-6 1B		x 0-0 FC1-5 1-2 1B	4	1	3	0	0	0	0
Steve Rogers, R (1, 1) OBP: 0.160, SLG: 0.149			x 0-0 ③ 4-3		x 0-0 ① SH1-4 1-2		x 0-0 ② ③ G4-3-6-3-4-6 1-2f		x 0-0 ② FC1-5 1-2 2-3f	3	0	0	0	0	0	3

TOP

Montreal Expos @ New York Mets

Shea Stadium, Flushing, NY

Wed Sep 29 1976, 7:05 PM EDT

Att. 27,903 - Unknown

livebaseballscorecards.com

AB	33
R	7
H	9
RBI	7
BB	2
SO	3
LOB	8

Inning Stats	1	2	3	4	5	6	7	8	9
R	0	0	0	4	1	0	0	2	0
E	0	0	0	0	0	0	0	0	0
K	2	0	0	0	0	0	0	0	1
S	7	3	3	5	5	3	3	5	7
H	0	0	0	2	2	0	1	2	2
LOB	0	0	0	0	1	0	0	0	2
BB	0	0	0	2	0	0	0	0	0
P	7	3	3	13	5	3	3	5	7

1B	6
2B	1
3B	0
HR	2
SF	0
SAC	2
DP	1
HBP	0

WP	0
PB	0
SB	0
CS	0
PA	37

PITCHER		IP	WLS	BF	H	R	ER	SO	BB	IBB	HBP	BLK	WP	HR	S	P	ERA	WHIP
Tom Seaver, R ERA: 2.59	(1, 1)	8.0	L	32	7	7	7	2	2	0	0	0	0	2	34	42	7.88	1.125
Craig Swan, R ERA: 3.52	(9, 1)	1.0		5	2	0	0	1	0	0	0	0	0	0	7	7	0.00	2.000

PITCHER	IP	WLS	BF	H	R	ER	SO	BB	IBB	HBP	BLK	WP	HR	S	P	ERA	WHIP

Montreal Expos @ New York Mets

Shea Stadium, Flushing, NY

Wed Sep 29 1976, 7:05 PM EDT

Att. 27,903 - Unknown

livebaseballscorecards.com

BOTTOM

Batter	1	2	3	4	5	6	7	8	9	AB	R	H	RBI	BB	SO	LOB
Lee Mazzilli, S (1, 8) OBP: 0.350, SLG: 0.348	0-0 4-3 WP 1B	0-0 FC6-4 1B 1-2 3-H		S S S 0-3 ③ K			x 0-0 ① 1-3		x 0-0 ① 4-3 1-2	5	0	2	1	0	1	2
Felix Millan, R (1, 4) OBP: 0.346, SLG: 0.349	x 0-0 ① 4-3 1-3	x 0-0 ③ FC6-4 1-2f			x 0-0 ① 6-3		x 0-0 ② F8		x 0-0 BB 1B	5	0	1	0	0	0	3
John Milner, L (1, 7) OBP: 0.365, SLG: 0.450	B B B B 4-0 BB		x 0-0 ① G3		B B B B 4-0 1B WP BB		B B B B 4-0 BB		x 0-0 ② F8 2-3	2	1	0	0	3	0	2
Ed Kranepool, L (1, 3) OBP: 0.345, SLG: 0.411	S S S 0-3 ② K		x 0-0 ② 5-3		x 0-0 ② WP 1-3 1B		x 0-0 ③ G3		B B B B 4-0 1-2 BB	4	0	1	0	1	1	3
Dave Kingman, R (1, 9) OBP: 0.283, SLG: 0.511	x 0-0 ③ F9		x 0-0 1B		x 0-0 ② F2 1-2 3-H			x 0-0 FC5-4 1B	S S S 0-3 ③ K	5	0	2	0	0	1	6
Jerry Grote, R (1, 2) OBP: 0.350, SLG: 0.365		S S S 0-3 ① K	x 0-0 ③ 5-3		S S S 0-3 ③ K			x 0-0 ① FC5-4 1-2f		4	0	0	0	0	2	3
Roy Staiger, R (1, 5) OBP: 0.282, SLG: 0.276		B B B B 4-0 FC4-6 BB 1B BB		x 0-0 ① P6		x 0-0 ① 5-3		x 0-0 ② F8		3	1	0	0	1	0	1
Bud Harrelson, S (1, 6) OBP: 0.350, SLG: 0.291		B B B B 4-0 FC4-6 1-2 BB		B B B B 4-0 FC5-4 BB		x 0-0 ② L7		x 0-0 ③ G3		2	0	0	0	2	0	1
Tom Seaver, R (1, 1) OBP: 0.176, SLG: 0.085 Craig Swan, R (9, 1) OBP: 0.195, SLG: 0.108 Bruce Boisclair, L (9, PH) OBP: 0.351, SLG: 0.375		x 0-0 ② FC4-6 1B 1-2f 2-3		x 0-0 ② FC5-4 1-2f		x 0-0 ③ 6-3			x 0-0 E 4-3 1B	3 0 1	0 0 0	0 0 1	0 0 0	0 0 0	0 0 0	3 0 0
Inning Stats	R: 0 H: 1 E: 0 LOB: 2 K: 1 BB: 1 S: 6 P: 10	R: 1 H: 1 E: 0 LOB: 2 K: 1 BB: 2 S: 6 P: 14	R: 0 H: 1 E: 0 LOB: 1 K: 0 BB: 0 S: 4 P: 4	R: 0 H: 0 E: 0 LOB: 1 K: 1 BB: 1 S: 5 P: 9	R: 1 H: 1 E: 0 LOB: 1 K: 1 BB: 1 S: 6 P: 10	R: 0 H: 0 E: 0 LOB: 0 K: 0 BB: 0 S: 3 P: 3	R: 0 H: 0 E: 0 LOB: 1 K: 0 BB: 1 S: 3 P: 7	R: 0 H: 1 E: 0 LOB: 1 K: 0 BB: 0 S: 4 P: 4	R: 0 H: 2 E: 1 LOB: 3 K: 1 BB: 1 S: 7 P: 11	1B: 7 SF: 0 2B: 0 SAC: 0 3B: 0 DP: 0 HR: 0 HBP: 0						

	AB	34
	R	2
	H	7
	RBI	1
	BB	7
	SO	5
	LOB	24

PITCHER	IP	WLS	BF	H	R	ER	SO	BB	IBB	HBP	BLK	WP	HR	S	P	ERA	WHIP
Steve Rogers, R (1, 1) ERA: 3.25	9.0	W	41	7	2	2	5	7	0	0	0	2	0	44	72	2.00	1.556

PITCHER	IP	WLS	BF	H	R	ER	SO	BB	IBB	HBP	BLK	WP	HR	S	P	ERA	WHIP

WP: 2 PB: 0 SB: 0 CS: 0 PA: 41

Batter	1	2	3	4	5	6	7	8	9	AB	R	H	RBI	BB	SO	LOB
Lee Mazzilli, S (1, 8) OBP: 0.333, SLG: 0.329	6-3		P6		L7			1-3		4	0	0	0	0	0	0
Felix Millan, R (1, 4) OBP: 0.344, SLG: 0.346	1-5-3		4-3			1-3		6-3		4	0	0	0	0	0	0
John Milner, L (1, 3) OBP: 0.366, SLG: 0.451	1B			CS BB 1B		P4		K		4	0	2	0	0	1	0
Dave Kingman, R (1, 9) OBP: 0.285, SLG: 0.509	K			BBBB 4-0 CS E 1-2 BB		BBBB 4-0 BB			K	2	1	0	0	2	2	1
Mike Vail, R (1, 7) OBP: 0.240, SLG: 0.268		F9		SSS 0-3 K 1-2 2-3		F9			K	3	0	0	0	0	1	3
Bruce Boisclair, L (7, 7) OBP: 0.350, SLG: 0.374										1	0	0	0	0	1	0
John Stearns, R (1, 2) OBP: 0.381, SLG: 0.400		FC6-4 1B		E7 2-H 1B			6-3		5-3	4	0	2	1	0	0	0
Roy Staiger, R (1, 5) OBP: 0.279, SLG: 0.274		FC6-4 1-2f		P4			P6			3	0	0	0	0	0	2
Bud Harrelson, S (1, 6) OBP: 0.350, SLG: 0.292		F7			SSS K		1B			3	0	1	0	0	1	1
Jerry Koosman, R (1, 1) OBP: 0.235, SLG: 0.241			5-3		6-3		F8			3	0	0	0	0	0	1
Inning Stats	R: 0 H: 1 E: 0 LOB: 1 K: 1 BB: 0 S: 6 P: 6	R: 0 H: 1 E: 0 LOB: 1 K: 0 BB: 0 S: 4 P: 4	R: 0 H: 0 E: 0 LOB: 0 K: 0 BB: 0 S: 3 P: 3	R: 1 H: 2 E: 1 LOB: 1 K: 1 BB: 1 S: 6 P: 10	R: 0 H: 0 E: 0 LOB: 0 K: 1 BB: 0 S: 5 P: 5	R: 0 H: 0 E: 0 LOB: 1 K: 0 BB: 1 S: 3 P: 7	R: 0 H: 1 E: 0 LOB: 1 K: 0 BB: 0 S: 4 P: 4	R: 0 H: 0 E: 0 LOB: 0 K: 1 BB: 0 S: 5 P: 5	R: 0 H: 0 E: 0 LOB: 0 K: 2 BB: 0 S: 7 P: 7	1B: 5 SF: 0 2B: 1 SAC: 0 3B: 0 DP: 1 HR: 0 HBP: 0						

PITCHER		IP	WLS	BF	H	R	ER	SO	BB	IBB	HBP	BLK	WP	HR	S	P	ERA	WHIP
Tom Underwood, L ERA: 3.53	(1, 1)	6.0		23	4	1	1	3	2	0	0	0	0	0	27	35	1.50	1.000
Ron Reed, R ERA: 2.46	(7, 1)	2.0		7	1	0	0	1	0	0	0	0	0	0	9	9	0.00	0.500
Gene Garber, R ERA: 2.82	(9, 1)	1.0	W	3	0	0	0	2	0	0	0	0	0	0	7	7	0.00	0.000

PITCHER	IP	WLS	BF	H	R	ER	SO	BB	IBB	HBP	BLK	WP	HR	S	P	ERA	WHIP

TOP

New York Mets @ Philadelphia Phillies

Veterans Stadium, Philadelphia, PA

Fri Oct 01 1976, 7:05 PM EDT

Att. 23,084 - Unknown

livebaseballscorecards.com

AB	31
R	1
H	5
RBI	1
BB	2
SO	6
LOB	8

Batter	1	2	3	4	5	6	7	8	9	AB	R	H	RBI	BB	SO	LOB
Rick Bosetti, R (1, 8) OBP: 0.333, SLG: 0.286	1-3	CS 1-2	6-3		K			1B 1-3		4	0	1	0	0	1	0
Jerry Martin, R (1, 7) OBP: 0.290, SLG: 0.336	K		F7			K		K		4	0	0	0	0	3	2
Mike Schmidt, R (1, 5) Gene Garber, R (9, 1) OBP: 0.444, SLG: 0.286	1B 1B		2B			K		K		4 0	1 0	2 0	0 0	0 0	2 0	2 0
Ollie Brown, R (1, 9) OBP: 0.347, SLG: 0.379	1B 1-3		6-3			F8			K	4	0	1	0	0	1	1
Dick Allen, R (1, 3) OBP: 0.343, SLG: 0.481 John Vukovich, R (5, 3) OBP: 0.125, SLG: 0.500 (9, 5)	1B 1-2 3-H			K			E5 G6-4-3		HR	2 2	0 1	1 1	1 1	0 0	1 0	0 0
Bob Boone, R (1, 2) OBP: 0.346, SLG: 0.366	K			F8			G6-4-3 1-2f			3	0	0	0	0	1	3
Terry Harmon, R (1, 6) OBP: 0.333, SLG: 0.400		K		K			F8			3	0	0	0	0	2	0
Fred Andrews, R (1, 4) OBP: 0.778, SLG: 0.667		CS 1B			F3			1B 1B		3	0	2	0	0	0	0
Tom Underwood, R (1, 1) OBP: 0.163, SLG: 0.109 Ron Reed, R (7, 1) OBP: 0.167, SLG: 0.208 Bill Nahorodny, R (8, PH) OBP: 0.200, SLG: 0.400 Tom Hutton, L (9, 3) OBP: 0.344, SLG: 0.285		L7			F9			F9		2 0 1 0	0 0 0 0	0 0 0 0	0 0 0 0	0 0 0 0	0 0 0 0	1 0 1 0

Inning Stats	1	2	3	4	5	6	7	8	9	1B: 6	SF: 0	WP: 0	PA: 33
	R: 1 H: 3 E: 0 LOB: 2 K: 2 BB: 0 S: 10 P: 10	R: 0 H: 1 E: 0 LOB: 0 K: 1 BB: 0 S: 5 P: 5	R: 0 H: 1 E: 0 LOB: 1 K: 0 BB: 0 S: 4 P: 4	R: 0 H: 0 E: 0 LOB: 0 K: 2 BB: 0 S: 7 P: 7	R: 0 H: 0 E: 0 LOB: 0 K: 1 BB: 0 S: 5 P: 5	R: 0 H: 0 E: 0 LOB: 0 K: 2 BB: 0 S: 7 P: 7	R: 0 H: 0 E: 1 LOB: 0 K: 0 BB: 0 S: 3 P: 3	R: 0 H: 2 E: 0 LOB: 2 K: 2 BB: 0 S: 9 P: 9	R: 1 H: 1 E: 0 LOB: 0 K: 1 BB: 0 S: 4 P: 4	2B: 1 3B: 0 HR: 1	SAC: 0 DP: 1 HBP: 0	PB: 0 SB: 0 CS: 1	

PITCHER	IP	WLS	BF	H	R	ER	SO	BB	IBB	HBP	BLK	WP	HR	S	P	ERA	WHIP
Jerry Koosman, L (1, 1) ERA: 2.69	8.1	L	32	8	2	2	11	0	0	0	0	0	1	54	54	2.16	0.960

PITCHER	IP	WLS	BF	H	R	ER	SO	BB	IBB	HBP	BLK	WP	HR	S	P	ERA	WHIP

BOTTOM

New York Mets @ Philadelphia Phillies

Veterans Stadium, Philadelphia, PA

Fri Oct 01 1976, 7:05 PM EDT

Att. 23,084 - Unknown

livebaseballscorecards.com

AB	32
R	2
H	8
RBI	2
BB	0
SO	11
LOB	10

Batter	1	2	3	4	5	6	7	8	9	AB	R	H	RBI	BB	SO	LOB
Lee Mazzilli, S (1, 8) OBP: 0.326, SLG: 0.311	L4	F8		3-1			BBBB FC6-4 BB		P4	4	0	0	0	1	0	1
Felix Millan, R (1, 4) OBP: 0.341, SLG: 0.343	E4 2B 1B	P4		5-3			FC6-4 G3-6-3 1-2f			4	1	0	0	0	0	1
John Milner, L (1, 7) OBP: 0.365, SLG: 0.451	1B 1-3 2B		SSS K	4-3			G3-6-3 1-2f			4	1	1	0	0	1	1
Ed Kranepool, L (1, 3) OBP: 0.344, SLG: 0.410	2B FC5-2 2-H 3-H 1B		F8		5-3			F8		4	0	1	2	0	0	0
Dave Kingman, R (1, 9) OBP: 0.285, SLG: 0.508	FC5-2 1-3 1B 2B		SSS K 1B 1B		SSS K			F8		4	2	1	0	0	2	0
John Stearns, R (1, 2) OBP: 0.376, SLG: 0.394	FC5-2 1B 2-3 3-H		1B 1-3 1B		SSS K			P3		4	0	1	0	0	1	2
Roy Staiger, R (1, 5) OBP: 0.282, SLG: 0.277	FC5-4 1-2 3-H 1B		BB 1-3 3-H 1B			5-3			F3	4	0	2	2	0	0	0
Bud Harrelson, S (1, 6) OBP: 0.352, SLG: 0.298	FC5-4 1-2f		BBBB FC6-4 1-2 BB			L8			3B	3	0	1	0	1	0	2
Jon Matlack, L (1, 1) OBP: 0.268, SLG: 0.205 Mike Vail, R (9, PH) OBP: 0.238, SLG: 0.266		SSS K	FC6-4 1-2f			SSS K			1-3	3 1	0 0	0 0	0 0	0 0	2 0	3 1
Inning Stats	R: 3 H: 4 E: 1 LOB: 2 K: 0 BB: 0 S: 8 P: 8	R: 0 H: 0 E: 0 LOB: 0 K: 1 BB: 0 S: 5 P: 5	R: 1 H: 2 E: 0 LOB: 3 K: 2 BB: 1 S: 10 P: 14	R: 0 H: 0 E: 0 LOB: 0 K: 0 BB: 0 S: 3 P: 3	R: 0 H: 0 E: 0 LOB: 0 K: 2 BB: 0 S: 7 P: 7	R: 0 H: 0 E: 0 LOB: 0 K: 1 BB: 0 S: 5 P: 5	R: 0 H: 0 E: 0 LOB: 0 K: 0 BB: 1 S: 2 P: 6	R: 0 H: 0 E: 0 LOB: 0 K: 0 BB: 0 S: 3 P: 3	R: 0 H: 1 E: 0 LOB: 1 K: 0 BB: 0 S: 4 P: 4	1B: 4 SF: 0 2B: 2 SAC: 0 3B: 1 DP: 1 HR: 0 HBP: 0						

PITCHER		IP	WLS	BF	H	R	ER	SO	BB	IBB	HBP	BLK	WP	HR	S	P	ERA	WHIP
Jim Lonborg, R ERA: 3.08	(1, 1)	8.0	W	33	6	4	1	6	2	0	0	0	0	0	43	51	1.12	1.000
Tug McGraw, L ERA: 2.5	(9, 1)	1.0	S	4	1	0	0	0	0	0	0	0	0	0	4	4	0.00	1.000

PITCHER	IP	WLS	BF	H	R	ER	SO	BB	IBB	HBP	BLK	WP	HR	S	P	ERA	WHIP

TOP

New York Mets @ Philadelphia Phillies

Veterans Stadium, Philadelphia, PA

Sat Oct 02 1976, 7:05 PM EDT

Att. 47,095 - Unknown

livebaseballscorecards.com

AB	35
R	4
H	7
RBI	4
BB	2
SO	6
LOB	11

WP: 0	PA: 37		
PB: 1			
SB: 0			
CS: 0			

Batter	1	2	3	4	5	6	7	8	9	AB	R	H	RBI	BB	SO	LOB
Dave Cash, R (1, 4) OBP: 0.335, SLG: 0.344	x 0-0 FC6-4 1B		x 0-0 FC6-4 1B		x 0-0 SH1-3 1B 1B	B B B 4-0 CS BB		x 0-0 2-H 1B		4	1	4	1	1	0	0
Tug McGraw, R (9, 1) OBP: 0.143, SLG: 0.286										0	0	0	0	0	0	0
Rick Bosetti, R (1, 8) OBP: 0.316, SLG: 0.333	S S S 0-3 K ①		x 0-0 FC6-4 ① 1-2f 2B		x 0-0 SH1-3 ① 1-2	0-0 CS ③ 1-2	x 0-0 2B	S S S 0-3 K ③		4	1	1	0	0	2	3
Mike Schmidt, R (1, 5) OBP: 0.375, SLG: 0.526	S S S 0-3 K ②		x 0-0 1-H 2B 2B		4-0 CS 1B IBB		x 0-0 F9 ①			3	1	1	1	1	1	2
Ollie Brown, R (1, 9) OBP: 0.350, SLG: 0.386	x 0-0 FC6-4 ③ 1-2f		x 0-0 WP 2-H 2B		x 0-0 1-2 2-H 1B		x 0-0 P6 ②			4	0	2	2	0	0	2
Bob Boone, R (1, 2) OBP: 0.348, SLG: 0.366		x 0-0 HR 1B	S S S 0-3 K ② 2-3		S S S 0-3 ② ③ K 2-3		4-0 IBB			3	1	1	0	1	2	3
Jerry Martin, R (1, 7) OBP: 0.289, SLG: 0.358		x 0-0 1-H HR	S S S 0-3 K ③			x 0-0 5-3 ①	x 0-0 F8 ③			4	1	1	2	0	1	3
Bobby Tolan, L (1, 3) OBP: 0.285, SLG: 0.343		S S S 0-3 K ①		x 0-0 G1 ①		x 0-0 E6 1B SH1-3		x 0-0 S 1B		4	2	1	0	0	1	0
Larry Bowa, S (1, 6) OBP: 0.283, SLG: 0.302		S S S 0-3 K ②		x 0-0 5-3 ②		x 0-0 SH1-3 1-3 1B		x 0-0 F9 ① 1-2		4	0	1	0	0	1	1
Jim Lonborg, R (1, 1) OBP: 0.233, SLG: 0.179		x 0-0 F9 ③		S S S 0-3 K ③		x 0-0 SH1-3 ② 1-2 3-H		x 0-0 F7 ②		2	0	0	1	0	1	0
Terry Harmon, R (8, PH) OBP: 0.328, SLG: 0.393 (9, 4)										1	0	0	0	0	0	1
Inning Stats	R: 0 E: 0 K: 2 S: 8 H: 1 LOB: 1 BB: 0 P: 8	R: 2 E: 0 K: 2 S: 9 H: 2 LOB: 0 BB: 0 P: 9	R: 2 E: 0 K: 2 S: 10 H: 3 LOB: 1 BB: 0 P: 10	R: 0 E: 0 K: 1 S: 5 H: 0 LOB: 0 BB: 0 P: 5	R: 1 E: 0 K: 1 S: 6 H: 2 LOB: 1 BB: 1 P: 10	R: 1 E: 1 K: 0 S: 4 H: 1 LOB: 1 BB: 1 P: 8	R: 0 E: 0 K: 0 S: 4 H: 1 LOB: 2 BB: 1 P: 8	R: 1 E: 0 K: 1 S: 7 H: 2 LOB: 1 BB: 0 P: 7		1B: 8 2B: 3 3B: 0 HR: 1	SF: 0 SAC: 2 DP: 0 HBP: 0			WP: 1 PB: 0 SB: 1 CS: 2	PA: 39		

PITCHER		IP	WLS	BF	H	R	ER	SO	BB	IBB	HBP	BLK	WP	HR	S	P	ERA	WHIP
Jon Matlack, L ERA: 2.95	(1, 1)	8.0	L	38	12	7	6	9	1	2	0	0	1	1	53	65	6.75	1.625

PITCHER	IP	WLS	BF	H	R	ER	SO	BB	IBB	HBP	BLK	WP	HR	S	P	ERA	WHIP

BOTTOM

New York Mets @ Philadelphia Phillies

Veterans Stadium, Philadelphia, PA

Sat Oct 02 1976, 7:05 PM EDT

Att. 47,095 - Unknown

livebaseballscorecards.com

AB	33
R	7
H	12
RBI	7
BB	3
SO	9
LOB	15

Batter	1	2	3	4	5	6	7	8	9	AB	R	H	RBI	BB	SO	LOB
Lee Mazzilli, S (1, 8) OBP: 0.323, SLG: 0.299	F5		BBBB 4-0 CS BB		F8			FC1-5 1-2 2-3f		3	0	0	0	1	0	2
Felix Millan, R (1, 4) OBP: 0.341, SLG: 0.343	BB E 1B		0-0 F9 1-2			SSS 0-3 K		0-0 F7		4	0	1	0	0	1	3
John Milner, L (1, 3) OBP: 0.362, SLG: 0.447	E4 BB 1-2		0-0 F8			SSS 0-3 K		0-0 L9		4	0	0	0	0	1	3
Dave Kingman, R (1, 9) OBP: 0.286, SLG: 0.506	BBBB 4-0 G5-4-3 1-2 2-3 BB			BBBB 4-0 S BB		SSS 0-3 K			0-0 5-3	2	0	0	0	2	1	0
John Stearns, R (1, 2) OBP: 0.364, SLG: 0.379	0-0 G5-4-3 1-2f			SSS 0-3 K 1-2			SSS 0-3 K		0-0 6-3	4	0	0	0	0	2	4
Roy Staiger, R (1, 5) OBP: 0.278, SLG: 0.273		0-0 5-3		0-0 F8			SSS 0-3 K		SSS 0-3 K	4	0	0	0	0	2	1
Pepe Mangual, R (1, 7) OBP: 0.361, SLG: 0.338		0-0 HR		SSS 0-3 K			SSS 0-3 K			3	1	1	1	0	2	1
Bud Harrelson, S (1, 6) OBP: 0.351, SLG: 0.298		SSS 0-3 K			0-0 P4			0-0 FC1-5 BB 1B		3	0	1	0	0	1	0
Craig Swan, R (1, 1) OBP: 0.186, SLG: 0.103		SSS 0-3 K			SSS 0-3 K			BBBB 4-0 FC1-5 1-2 BB		2	0	0	0	0	2	0
Nino Espinosa, R (5, 1)										0	0	0	0	0	0	0
Mike Vail, R (8, PH) OBP: 0.243, SLG: 0.266										0	0	0	0	1	0	0
Leon Brown, R (8, PR) OBP: 0.257, SLG: 0.257										0	0	0	0	0	0	0
Skip Lockwood, R (8, 1) OBP: 0.400, SLG: 0.389										0	0	0	0	0	0	0
Inning Stats	R: 0 E: 1 K: 0 S: 4 H: 1 LOB: 2 BB: 1 P: 8	R: 1 E: 0 K: 2 S: 8 H: 1 LOB: 0 BB: 0 P: 8	R: 0 E: 0 K: 0 S: 2 H: 0 LOB: 0 BB: 1 P: 6	R: 0 E: 0 K: 2 S: 7 H: 0 LOB: 1 BB: 1 P: 11	R: 0 E: 0 K: 1 S: 5 H: 0 LOB: 0 BB: 0 P: 5	R: 0 E: 0 K: 3 S: 9 H: 0 LOB: 0 BB: 0 P: 9	R: 0 E: 0 K: 3 S: 9 H: 0 LOB: 0 BB: 0 P: 9	R: 0 E: 0 K: 0 S: 4 H: 1 LOB: 2 BB: 1 P: 8	R: 0 E: 0 K: 1 S: 5 H: 0 LOB: 0 BB: 0 P: 5	1B: 2 2B: 0 3B: 0 HR: 1 SF: 0 SAC: 0 DP: 1 HBP: 0						

PITCHER		IP	WLS	BF	H	R	ER	SO	BB	IBB	HBP	BLK	WP	HR	S	P	ERA	WHIP
Steve Carlton, L ERA: 3.13	(1, 1)	9.0	W	33	3	1	1	12	4	0	0	0	0	1	53	69	1.00	0.778

PITCHER	IP	WLS	BF	H	R	ER	SO	BB	IBB	HBP	BLK	WP	HR	S	P	ERA	WHIP

TOP

New York Mets @ Philadelphia Phillies

Veterans Stadium, Philadelphia, PA

Sun Oct 03 1976, 3:33 AM EDT

Att. 25,632 - Unknown

livebaseballscorecards.com

AB	29
R	1
H	3
RBI	1
BB	4
SO	12
LOB	14

WP: 0 PB: 0 SB: 1 CS: 1 PA: 33

New York Mets @ Philadelphia Phillies

Veterans Stadium, Philadelphia, PA

Sun Oct 03 1976, 3:33 AM EDT

Att. 25,632 - Unknown

BOTTOM

livebaseballscorecards.com

Batter	1	2	3	4	5	6	7	8	9	AB	R	H	RBI	BB	SO	LOB
Dave Cash, R (1, 4) OBP: 0.337, SLG: 0.345	BB, 1B, 1B	1-H, 1B		1-2, 2-3, BB		1-3				3	0	2	1	1	0	0
Bobby Tolan, L (1, 8) (6, 7) OBP: 0.285, SLG: 0.342	1-2, BB, 1B	F5		F9		F7				4	0	1	0	0	0	4
Mike Schmidt, R (1, 5) OBP: 0.376, SLG: 0.524	K		F8-6-3, BB		F7		6-3, PB, BB			2	0	0	0	2	1	2
Jay Johnstone, L (1, 7) (6, 9) OBP: 0.373, SLG: 0.457	K		P6		F7		F9, 1-2			4	0	0	0	0	1	4
Dick Allen, R (1, 3) OBP: 0.346, SLG: 0.480 Tom Hutton, L (6, 3) OBP: 0.342, SLG: 0.282	1-2, 2-3, BB		F8-6-3, 1-2		E S, 1B, BB		6-3, 2-3			1 1	1 0	0 0	0 0	2 0	0 0	1 1
Ollie Brown, R (1, 9) OBP: 0.350, SLG: 0.383 Jerry Martin, R (5, PR) (6, 8) OBP: 0.287, SLG: 0.355	K			5-3	WP, 1B, 1-3, BB		K			2 1	0 0	0 0	0 0	1 0	1 1	3 1
Tim McCarver, L (1, 2) OBP: 0.409, SLG: 0.432		FC3-6, BB		4-3	WP, 1-2, 3-H, 1B			F5		3	0	1	1	1	0	0
Larry Bowa, S (1, 6) OBP: 0.283, SLG: 0.301		FC3-6, S, 1-2f, 1B		BB, 1B, 1B	F7, 1-2, 2-3			P6		4	1	1	0	0	0	3
Steve Carlton, L (1, 1) OBP: 0.242, SLG: 0.228		F8		BB, 1-2, 1B		4-3		K		4	0	1	0	0	1	1

	AB	R	H	RBI	BB	SO	LOB
	29	2	6	2	7	5	20

Inning Stats	1	2	3	4	5	6	7	8	9
	R: 0 E: 0 K: 3 S: 11	R: 1 E: 0 K: 0 S: 4	R: 0 E: 0 K: 0 S: 2	R: 0 E: 0 K: 0 S: 5	R: 1 E: 0 K: 0 S: 4	R: 0 E: 0 K: 0 S: 3	R: 0 E: 0 K: 1 S: 5	R: 0 E: 0 K: 1 S: 5	
	H: 2 LOB: 3 BB: 1 P: 15	H: 1 LOB: 1 BB: 1 P: 8	H: 0 LOB: 0 BB: 1 P: 6	H: 2 LOB: 3 BB: 1 P: 9	H: 1 LOB: 3 BB: 2 P: 12	H: 0 LOB: 0 BB: 0 P: 3	H: 0 LOB: 1 BB: 1 P: 9	H: 0 LOB: 0 BB: 0 P: 5	

	1B	SF	WP	PA
	6	0	1	36
	1	0	1	
	0	1	2	
	0	0	0	

PITCHER		IP	WLS	BF	H	R	ER	SO	BB	IBB	HBP	BLK	WP	HR	S	P	ERA	WHIP
Craig Swan, R ERA: 3.54	(1, 1)	4.2	L	25	6	2	2	3	6	0	0	0	0	0	25	49	3.86	2.571
Nino Espinosa, R ERA: 3.67	(5, 1)	2.1		8	0	0	0	1	1	0	0	0	1	0	9	13	0.00	0.429
Skip Lockwood, R ERA: 2.67	(8, 1)	1.0		3	0	0	0	1	0	0	0	0	0	0	5	5	0.00	0.000

PITCHER	IP	WLS	BF	H	R	ER	SO	BB	IBB	HBP	BLK	WP	HR	S	P	ERA	WHIP