

New York Mets - 1976

Batter	1	2	3	4	5	6	7	8	9	AB	R	H	RBI	BB	SO	LOB	TOP										
Pepe Mangual, R (1, 8) OBP: 0.400, SLG: 0.500										0	1	0	0	0	0	0											
Larry Blittner, L (1, 7) OBP: 0.250, SLG: 0.250										4	1	1	0	0	1	2											
Mike Jorgensen, L (1, 3) OBP: 0.750, SLG: 1.000										4	0	3	1	0	1	1											
Larry Parrish, R (1, 5) OBP: 0.500, SLG: 0.500										4	0	2	1	0	1	2											
Barry Foote, R (1, 2)										4	0	0	0	0	1	4											
Gary Carter, R (1, 9) OBP: 0.250, SLG: 0.250										4	0	1	0	0	1	4											
Pete Mackanin, R (1, 4)										3	0	0	0	0	0	4											
Tim Foli, R (1, 6)										4	0	0	0	0	1	2											
Steve Rogers, R (1, 1)										2	0	0	0	0	1	2											
Jim Dwyer, L (7, PH)										1	0	0	0	0	1	0											
Fred Scherman, L (7, PH)										0	0	0	0	0	0	0											
Jose Morales, R (9, PH)										1	0	0	0	0	0	0											
Inning Stats	R: 0 E: 0 K: 3 S: 10	H: 1 LOB: 1 BB: 0 P: 10	R: 0 E: 0 K: 1 S: 6	H: 1 LOB: 2 BB: 0 P: 7	R: 1 E: 0 K: 0 S: 5	H: 2 LOB: 1 BB: 0 P: 5	R: 0 E: 0 K: 1 S: 5	H: 0 LOB: 0 BB: 0 P: 5	R: 0 E: 0 K: 1 S: 4	H: 1 LOB: 1 BB: 0 P: 4	R: 0 E: 0 K: 2 S: 7	H: 0 LOB: 0 BB: 0 P: 7	R: 1 E: 0 K: 1 S: 8	H: 3 LOB: 2 BB: 0 P: 8	R: 0 E: 0 K: 2 S: 7	H: 0 LOB: 0 BB: 0 P: 7	1B: 6 2B: 2 3B: 0 HR: 0	SF: 0 SAC: 0 DP: 1 HBP: 1	WP: 1 PB: 0 CS: 0	PA: 37							
PITCHER	IP	WLS	BF	H	R	ER	SO	BB	IBB	HBP	BLK	WP	HR	S	P	ERA	WHIP										
Tom Seaver, R (1, 1) ERA: 1.29	7.0	W	28	5	1	1	8	1	0	1	0	1	0	42	47	1.29	0.857										
Skip Lockwood, R (8, 1) ERA: 4.5	2.0	S	9	3	1	1	3	0	0	0	0	0	0	15	15	4.50	1.500										

Montreal Expos @ New York Mets
Shea Stadium, Flushing, NY
Fri Apr 09 1976, 3:33 AM EST
Att: 17,013 - Unknown

AB 31
R 2
H 7
RBI 2
BB 0
SO 8
LOB 21



Batter	1	2	3	4	5	6	7	8	9	AB	R	H	RBI	BB	SO	LOB	BOTTOM										
Wayne Garrett, L (1, 5)										4	0	0	0	0	1	3											
Felix Millan, R (1, 4)										3	0	0	0	0	0	4											
Ed Kranepool, L (1, 3)										3	0	0	0	1	1	0											
Dave Kingman, R (1, 9)										4	0	0	0	0	3	2											
John Milner, L (1, 7)										4	0	0	0	0	2	2											
Bruce Boisclair, L (9, 7)										0	0	0	0	0	0	0											
Del Unser, L (1, 8) OBP: 0.500, SLG: 1.000										4	2	2	0	0	0	0											
Jerry Grote, R (1, 2) OBP: 0.667, SLG: 0.500										2	1	1	1	1	0	1											
Bud Harrelson, S (1, 6) OBP: 0.333, SLG: 0.667										3	0	1	2	0	0	2											
Tom Seaver, R (1, 1) ERA: 3.0										2	0	0	0	1	1	2											
Skip Lockwood, R (8, 1)										0	0	0	0	0	0	0											
Inning Stats	R: 0 E: 0 K: 1 S: 5	H: 0 LOB: 2 BB: 1 P: 10	R: 1 E: 1 K: 0 S: 5	H: 2 LOB: 1 BB: 1 P: 9	R: 0 E: 0 K: 2 S: 7	H: 0 LOB: 0 BB: 0 P: 7	R: 2 E: 1 K: 0 S: 5	H: 1 LOB: 1 BB: 1 P: 9	R: 0 E: 0 K: 2 S: 7	H: 0 LOB: 0 BB: 0 P: 7	R: 0 E: 0 K: 1 S: 6	H: 1 LOB: 1 BB: 0 P: 6	R: 0 E: 0 K: 0 S: 3	H: 0 LOB: 0 BB: 0 P: 3	R: 0 E: 0 K: 2 S: 7	H: 0 LOB: 0 BB: 0 P: 7	1B: 2 2B: 2 3B: 1 HR: 0	SF: 0 SAC: 0 DP: 1 HBP: 1	WP: 0 PB: 0 CS: 0	PA: 33							
PITCHER	IP	WLS	BF	H	R	ER	SO	BB	IBB	HBP	BLK	WP	HR	S	P	ERA	WHIP										
Steve Rogers, R (1, 1) ERA: 3.0	6.0	L	27	4	3	2	6	3	0	1	0	0	0	35	48	3.00	1.167										
Fred Scherman, L (7, 1)	2.0		6	0	0	0	2	0	0	0	0	0	0	10	10	0.00	0.000										

Montreal Expos @ New York Mets
Shea Stadium, Flushing, NY
Fri Apr 09 1976, 3:33 AM EST
Att: 17,013 - Unknown

AB 29
R 3
H 4
RBI 3
BB 3
SO 8
LOB 16




Batter	1	2	3	4	5	6	7	8	9	AB	R	H	RBI	BB	SO	LOB	TOP			
Pepe Mangual, R (1, 8) Dale Murray, R (8, 1)	HBP		5-3			5-3		6-3		0	0	0	0	0	0	0				
Mike Jorgensen, L (1, 3)	F7		4-3			F8			F9	4	0	0	0	0	0	1				
Larry Parrish, R (1, 5)	F8			K		K			K	4	0	0	0	0	3	1				
Gary Carter, R (1, 7)	F6			G6-4-3 1B			F4		F6	4	0	1	0	0	0	1				
Barry Foote, R (1, 2)		F6		G6-4-3 1-2			6-3			3	0	0	0	0	0	1				
Pete Mackanin, R (1, 4)		F3				F8		F9		3	0	0	0	0	0	0				
Tim Foli, R (1, 6) Jerry White, S (8, PR) Jerry White, S (8, 8)						F8			1B	3	0	2	0	0	0	0	AB 27 R 0 H 4 RBI 0 BB 0 SO 4 LOB 8			
Ellis Valentine, R (1, 9)		F4						F4		3	0	1	0	0	0	2				
Woodie Fryman, R (1, 1) Jose Morales, R (8, PH) Pepe Frias, R (8, 6)			L7			K		F4		2	0	0	0	0	1	1				
Inning Stats	R: 0 E: 0 K: 0 S: 3	H: 0 LOB: 1 BB: 0 P: 4	R: 0 E: 0 K: 0 S: 4	H: 1 LOB: 1 BB: 0 P: 4	R: 0 E: 0 K: 0 S: 3	H: 0 LOB: 0 BB: 0 P: 3	R: 0 E: 0 K: 1 S: 5	H: 1 LOB: 1 BB: 0 P: 6	R: 0 E: 0 K: 1 S: 6	H: 0 LOB: 0 BB: 0 P: 5	R: 0 E: 0 K: 0 S: 3	H: 0 LOB: 0 BB: 0 P: 3	R: 0 E: 0 K: 0 S: 4	H: 1 LOB: 1 BB: 0 P: 4	R: 0 E: 0 K: 1 S: 5	H: 0 LOB: 0 BB: 0 P: 5	1B: 4 2B: 0 3B: 0 HR: 0	SF: 0 SAC: 0 DP: 1 HBP: 1	WP: 0 PB: 0 CS: 0	PA: 31
PITCHER Jon Matlack, L (1, 1) ERA:	IP: 9.0 WLS: W BF: 31 H: 4 R: 0 ER: 0 SO: 4 BB: 0 IBB: 0 HBP: 1 BLK: 0 WP: 0 HR: 0 S: 38 P: 39 ERA: 0.00 WHIP: 0.444															PITCHER				

Montreal Expos @ New York Mets
Shea Stadium, Flushing, NY
Sat Apr 10 1976, 3:33 AM EST
Att: 12,035 - Unknown

livebaseballscores.com

AB 27
R 0
H 4
RBI 0
BB 0
SO 4
LOB 8




Batter	1	2	3	4	5	6	7	8	9	AB	R	H	RBI	BB	SO	LOB	BOTTOM			
Bud Harrelson, S (1, 6)	5-3			2B		K		1-3		4	1	1	0	0	1	0				
Felix Milan, R (1, 4)	F4			8-6-5 2B		6-3				3	0	1	1	0	0	0				
Joe Torre, R (1, 3)	5-3			8-6-5 2-3f			F3			3	0	0	0	0	0	1				
Dave Kingman, R (1, 9)		5-3		5-3			E5 FC5 S			3	0	0	0	0	0	0				
Benny Ayala, R (1, 7) Bruce Boisclair, L (8, 7)				G5-4-3 BB			K			2	0	1	0	1	1	1				
Jerry Grote, R (1, 2)		G5-4-3 1-2				F8		FC5 IBB		2	0	0	0	1	0	2				
Del Unser, L (1, 8)			K					FC5 1-2 2-3f		2	0	0	0	1	1	2	AB 25 R 1 H 3 RBI 1 BB 3 SO 5 LOB 7			
Roy Staiger, R (1, 5)			F8			F8			F2	3	0	0	0	0	0	1				
Jon Matlack, L (1, 1)			K			F6		K		3	0	0	0	0	2	0				
Inning Stats	R: 0 E: 0 K: 0 S: 3	H: 0 LOB: 0 BB: 0 P: 3	R: 0 E: 0 K: 2 S: 7	H: 0 LOB: 0 BB: 0 P: 7	R: 1 E: 0 K: 0 S: 4	H: 2 LOB: 0 BB: 0 P: 4	R: 0 E: 0 K: 0 S: 3	H: 1 LOB: 1 BB: 1 P: 7	R: 0 E: 0 K: 1 S: 5	H: 0 LOB: 0 BB: 0 P: 5	R: 0 E: 1 K: 1 S: 6	H: 0 LOB: 2 BB: 1 P: 10	R: 0 E: 0 K: 1 S: 5	H: 0 LOB: 0 BB: 0 P: 5	R: 0 E: 0 K: 1 S: 5	H: 0 LOB: 0 BB: 0 P: 5	1B: 1 2B: 2 3B: 1 HR: 0	SF: 0 SAC: 0 DP: 2 HBP: 0	WP: 0 PB: 0 CS: 1	PA: 28
PITCHER Woodie Fryman, L (1, 1) ERA: 1.29 Dale Murray, R (8, 1) ERA:	IP: 7.0 WLS: L BF: 25 H: 3 R: 1 ER: 1 SO: 4 BB: 2 IBB: 1 HBP: 0 BLK: 0 WP: 0 HR: 0 S: 30 P: 42 ERA: 1.29 WHIP: 0.714															PITCHER				

Montreal Expos @ New York Mets
Shea Stadium, Flushing, NY
Sat Apr 10 1976, 3:33 AM EST
Att: 12,035 - Unknown

livebaseballscores.com

AB 25
R 1
H 3
RBI 1
BB 3
SO 5
LOB 7



Batter	1	2	3	4	5	6	7	8	9	AB	R	H	RBI	BB	SO	LOB	TOP					
Jerry White, S OBP: 0.800, SLG: 0.750	F8																4 0 3 2 1 0 0					
Mike Jorgensen, L OBP: 0.231, SLG: 0.308	E1	L7															5 0 0 0 0 1 5					
Larry Parrish, R OBP: 0.167, SLG: 0.167	SH1-3																4 0 0 0 0 2 1					
Gary Carter, R OBP: 0.308, SLG: 0.385	K																5 1 2 0 0 1 1					
Nate Colbert, R OBP: 0.500, SLG: 1.250 Jim Dwyer, L		5-3															4 1 2 2 0 0 1 1 0 0 0 0 0 0					
Pete Mackanin, R OBP: 0.182, SLG: 0.100 Pepe Frias, R																	4 1 1 0 0 0 2 0 0 0 0 0 0 0					
Tim Foli, R OBP: 0.200, SLG: 0.200		SH															3 1 0 0 0 0 1					
Bombo Rivera, R OBP: 0.750, SLG: 1.333																	3 3 2 2 1 0 0					
Dan Warthen, S																	1 0 0 0 0 1 1					
Wayne Granger, R																	0 0 0 0 0 0 0					
Don Carrithers, R																	0 0 0 0 0 0 0					
Fred Scherman, L OBP: 1.000, SLG: 1.000 Dale Murray, R																	1 0 1 0 0 0 0 0 0 0 0 0 0 0					
Inning Stats	R: 0 E: 1 K: 1 S: 6	H: 0 LOB: 1 BB: 0 P: 6	R: 3 E: 1 K: 1 S: 9	H: 3 LOB: 1 BB: 0 P: 9	R: 1 E: 0 K: 1 S: 7	H: 2 LOB: 1 BB: 0 P: 7	R: 1 E: 1 K: 2 S: 9	H: 1 LOB: 1 BB: 0 P: 9	R: 1 E: 0 K: 0 S: 4	H: 1 LOB: 0 BB: 0 P: 4	R: 0 E: 0 K: 0 S: 2	H: 0 LOB: 1 BB: 2 P: 10	R: 0 E: 0 K: 0 S: 4	H: 1 LOB: 1 BB: 0 P: 4	R: 1 E: 0 K: 0 S: 5	H: 3 LOB: 1 BB: 0 P: 5	R: 0 E: 0 K: 0 S: 3	H: 0 LOB: 0 BB: 3 P: 3	1B: 7 2B: 4 3B: 0 HR: 1	SF: 0 SAC: 4 DP: 1 HBP: 0	WP: 0 PB: 0 SB: 1 CS: 0	PA: 41
PITCHER	IP WLS BF H R ER SO BB IBB HBP BLK WP HR S P ERA WHIP																					
Mickey Lolich, L ERA: 4.5	2.0 L 11 3 3 1 2 0 0 0 0 0 0 0 15 15 4.50 1.500																					
Hank Webb, R ERA: 6.0	3.0 14 4 3 2 3 0 0 0 1 0 1 20 20 6.00 1.333																					
Bob Apodaca, R ERA: 2.25	4.0 16 4 1 1 0 2 0 0 0 0 0 0 14 22 2.25 1.500																					
Batter	1	2	3	4	5	6	7	8	9	AB	R	H	RBI	BB	SO	LOB	BOTTOM					
Bud Harrelson, S OBP: 0.385, SLG: 0.545	K																4 1 1 0 2 1 1					
Felix Milan, R OBP: 0.333, SLG: 0.300	6-3																4 1 1 0 0 0 1					
Joe Torre, R																	1 1 0 0 0 0 0					
Ed Kranepool, L	F7																3 0 0 1 0 0 4					
Dave Kingman, R OBP: 0.250, SLG: 0.545																	4 1 2 1 0 1 3					
Benny Ayala, R OBP: 0.500, SLG: 0.333 John Milner, L OBP: 0.375, SLG: 0.167																	1 0 0 0 0 0 1 2 0 1 0 2 0 3					
Jerry Grote, R OBP: 0.545, SLG: 0.375																	4 0 2 2 1 0 4					
Del Unser, L OBP: 0.500, SLG: 0.556																	3 0 1 1 2 1 3					
Roy Staiger, R																	1 0 0 0 0 1 3					
Wayne Garrett, L																	3 1 0 0 1 1 5					
Mickey Lolich, S John Stearns, R Hank Webb, R Bruce Boisclair, L Bob Apodaca, R Ron Hodges, L																	0 0 0 0 0 0 0 1 0 0 0 0 0 3 0 1 0 0 1 0 0 1 0 1 0 0 0 0 1 0 0 0 0 0 0 1 0 1 1 0 0 0					
Inning Stats	R: 0 E: 0 K: 1 S: 5	H: 1 LOB: 3 BB: 2 P: 14	R: 3 E: 1 K: 0 S: 6	H: 3 LOB: 2 BB: 1 P: 11	R: 1 E: 0 K: 0 S: 4	H: 1 LOB: 3 BB: 2 P: 13	R: 0 E: 0 K: 2 S: 9	H: 2 LOB: 2 BB: 0 P: 9	R: 0 E: 0 K: 0 S: 3	H: 0 LOB: 0 BB: 0 P: 3	R: 1 E: 0 K: 1 S: 6	H: 1 LOB: 1 BB: 1 P: 10	R: 1 E: 0 K: 0 S: 3	H: 1 LOB: 0 BB: 1 P: 7	1B: 8 2B: 1 3B: 0 HR: 1	SF: 0 SAC: 1 DP: 2 HBP: 3	WP: 1 PB: 1 SB: 1 CS: 0	PA: 47				
PITCHER	IP WLS BF H R ER SO BB IBB HBP BLK WP HR S P ERA WHIP																					
Dan Warthen, L ERA: 9.0	2.0 11 3 2 2 2 0 1 0 2 0 0 0 8 14 9.00 2.500																					
Wayne Granger, R ERA: 10.8	1.2 11 3 2 2 0 1 0 2 0 0 0 0 3 16 10.80 4.000																					
Don Carrithers, R	1.0 7 1 0 0 0 3 0 1 0 0 0 0 3 16 0.00 4.000																					
Fred Scherman, L ERA: 1.69	3.1 W 15 3 2 1 3 2 0 0 0 1 1 19 27 2.70 1.500																					
Dale Murray, R	1.0 S 3 1 0 0 0 0 0 0 0 0 0 0 3 3 0.00 1.000																					

Montreal Expos @ New York Mets
Shea Stadium, Flushing, NY
Sun Apr 11 1976, 3:33 AM EST
Att: 12,273 - Unknown

AB 35
R 7
H 11
RBI 6
BB 2
SO 5
LOB 12



Montreal Expos @ New York Mets
Shea Stadium, Flushing, NY
Sun Apr 11 1976, 3:33 AM EST
Att: 12,273 - Unknown

AB 34
R 6
H 10
RBI 6
BB 9
SO 5
LOB 31



Batter	1	2	3	4	5	6	7	8	9	AB	R	H	RBI	BB	SO	LOB	TOP								
Wayne Garrett, L (1.5)	F9		4-3	4-3		L7		K	F7	6	0	0	1	0	1	2	New York Mets @ Chicago Cubs Wrigley Field, Chicago, IL Tue Apr 13 1976, 3:33 AM CST Att: 44,818 - Sunny - 62 F								
John Milner, L (1.7) OBP: 0.462, SLG: 0.818	P6		1B	2B		E4		HR		5	1	3	2	0	0										
Ed Kranepool, L (1.3) OBP: 0.333, SLG: 0.111										3	0	1	0	2	0	1									
Bruce Boicstair, L (8, PH) OBP: 1.000, SLG: 1.000	BB		FC6-4			G4-6-3		E7		0	0	0	0	0	0	0									
Dave Kingman, R (1.9) OBP: 0.294, SLG: 0.467	K		K	F7				1B	IBB	4	0	1	0	1	2	5									
Del Unser, L (1.8) OBP: 0.375, SLG: 0.385		K	FC6-4			K		FC3-6		4	0	0	0	0	2	3									
Joe Torre, R (8, PH) OBP: 0.333, SLG: 0.200								1B		1	0	1	0	0	0	0									
Felix Milten, R (1.4) OBP: 0.353, SLG: 0.357	5-3			1B	2B			F9	L8	4	1	1	0	1	0	4									
Jerry Grote, R (1.2) OBP: 0.688, SLG: 0.545	1B			1B	4-3	HBP		1B	4-3	3	1	3	0	1	0	0									
Bud Harrelson, S (1.6) OBP: 0.389, SLG: 0.467		FC6-4		4-3	2B	1B		F5	4-3	4	1	1	1	1	0	5									
Craig Swan, R (1.1)																									
Jerry Koosman, R (7.1)									6-3	3	0	0	0	0	2	6									
Benny Ayala, R (8, PH) OBP: 0.400, SLG: 0.250	FC6-4			K		K			K	0	0	0	0	0	0	0									
Skip Lockwood, R (8.1)										1	0	0	0	0	1	1									
Inning Stats	R: 0 E: 0 K: 1 S: 5	H: 0 LOB: 1 BB: 1 P: 9	R: 0 E: 0 K: 1 S: 6	H: 1 LOB: 2 BB: 1 P: 10	R: 0 E: 0 K: 1 S: 7	H: 2 LOB: 2 BB: 0 P: 7	R: 3 E: 0 K: 1 S: 8	H: 3 LOB: 2 BB: 1 P: 13	R: 0 E: 0 K: 2 S: 8	H: 1 LOB: 2 BB: 1 P: 12	R: 0 E: 1 K: 0 S: 3	H: 0 LOB: 0 BB: 0 P: 3	R: 0 E: 0 K: 0 S: 5	H: 2 LOB: 2 BB: 0 P: 5	R: 1 E: 1 K: 1 S: 8	H: 2 LOB: 3 BB: 1 P: 12	R: 0 E: 0 K: 1 S: 5	H: 0 LOB: 1 BB: 1 P: 9	1B: 7 2B: 3 3B: 0 HR: 1	SF: 0 SAC: 0 DP: 1 HBP: 1	WP: 0 PB: 0 SB: 1 CS: 0	PA: 46			
PITCHER	IP	WLS	BF	H	R	ER	SO	BB	IBB	HBP	BLK	WP	HR	S	P	ERA	WHIP								
Rick Reuschel, R (1.1) ERA: 7.36	3.2		21	6	3	3	4	3	0	1	0	0	0	25	38	7.36	2.455								
Paul Reuschel, R (4.1)	3.1		14	3	0	0	2	1	0	0	0	0	0	17	21	0.00	1.200								
Darold Knowles, L (8.1)	0.2		5	1	1	1	1	0	1	0	0	0	1	6	10	13.50	1.500								
Mike Garman, R (8.1) ERA: 5.4	1.1	W	6	1	0	0	1	1	0	0	0	0	0	7	11	0.00	1.500								

Batter	1	2	3	4	5	6	7	8	9	AB	R	H	RBI	BB	SO	LOB	BOTTOM								
Rick Monday, L (1.8) OBP: 0.368, SLG: 0.500	K		CS		K		P6		1B	5	0	2	1	0	2	1	New York Mets @ Chicago Cubs Wrigley Field, Chicago, IL Tue Apr 13 1976, 3:33 AM CST Att: 44,818 - Sunny - 62 F								
Jose Cardenal, R (1.7) OBP: 0.389, SLG: 0.438	F2		FC4-6			F9		F8		3	0	0	0	1	0	0									
Bill Madlock, R (1.5) OBP: 0.444, SLG: 0.400	HR		FC4-6			HR		P3		3	2	1	0	0	0	1									
Jerry Morales, R (1.9) OBP: 0.412, SLG: 0.750	HR					HR		K		3	2	2	4	1	1	0									
Andre Thornton, R (1.3) OBP: 0.529, SLG: 0.300	F8			P6		F8		F8		4	0	0	0	0	0	1									
Manny Trillo, R (1.4) OBP: 0.412, SLG: 0.647		L7		2B		6-3			1B	4	1	2	0	0	0	0									
Steve Swisher, R (1.2) OBP: 0.125, SLG: 0.133									3B	3	0	0	0	0	0	1									
Champ Summers, L (9, PH)		F7		6-3					IBB	0	0	0	0	1	0	0									
Dave Rosello, R (1.6) OBP: 0.333, SLG: 0.231									IBB	3	0	1	0	0	1	0									
Joe Wallis, S (9, PH)		K				6-3			1B	0	0	0	0	1	0	0									
Rick Reuschel, R (1.1) ERA: 5.68				2-3					F6	1	0	0	0	0	0	0									
Paul Reuschel, R (4.1)										1	0	0	0	0	0	0									
Ralph LaCock, L (7, PH)										0	0	0	0	0	0	0									
George Mitterwald, R (7, PH)										1	0	0	0	0	0	1									
Darold Knowles, L (8.1)										0	0	0	0	0	0	0									
Mike Garman, R (8.1)										0	0	0	0	0	0	0									
Tim Hostley, R (9, PH)										1	0	0	0	0	0	3									
Inning Stats	R: 2 E: 0 K: 1 S: 7	H: 2 LOB: 0 BB: 0 P: 7	R: 0 E: 0 K: 1 S: 5	H: 0 LOB: 0 BB: 0 P: 5	R: 0 E: 0 K: 0 S: 3	H: 1 LOB: 1 BB: 1 P: 7	R: 0 E: 0 K: 0 S: 3	H: 1 LOB: 1 BB: 1 P: 7	R: 0 E: 0 K: 1 S: 5	H: 0 LOB: 0 BB: 0 P: 5	R: 2 E: 0 K: 0 S: 4	H: 1 LOB: 0 BB: 0 P: 5	R: 0 E: 0 K: 0 S: 4	H: 1 LOB: 1 BB: 0 P: 4	R: 0 E: 0 K: 1 S: 5	H: 0 LOB: 0 BB: 0 P: 5	R: 1 E: 0 K: 0 S: 4	H: 2 LOB: 3 BB: 2 P: 12	1B: 4 2B: 1 3B: 1 HR: 2	SF: 0 SAC: 0 DP: 0 HBP: 1	WP: 0 PB: 0 SB: 0 CS: 2	PA: 37			
PITCHER	IP	WLS	BF	H	R	ER	SO	BB	IBB	HBP	BLK	WP	HR	S	P	ERA	WHIP								
Craig Swan, R (1.1) ERA: 5.68	6.1		26	6	4	4	3	2	0	1	0	0	0	29	38	5.68	1.263								
Jerry Koosman, L (7.1)	0.2		2	0	0	0	0	0	0	0	0	0	0	2	2	0.00	0.000								
Skip Lockwood, R (8.1) ERA: 4.91	1.2	L	9	2	1	1	1	0	2	0	0	0	0	9	17	5.40	1.200								

AB	39
R	4
H	11
RBI	4
BB	6
SO	8
LOB	27



AB	32
R	5
H	8
RBI	5
BB	4
SO	4
LOB	8



Batter	1	2	3	4	5	6	7	8	9	AB	R	H	RBI	BB	SO	LOB	TOP				
Wayne Garrett, L (1, 5) OBP: 0.130, SLG: 0.091	F7		4-3	P6		1B		3-1		5	1	1	0	0	0	3	New York Mets @ Chicago Cubs Wrigley Field, Chicago, IL Thu Apr 15 1976, 3:33 AM CST Att: 9,709 - Overcast - 79 F				
Felix Milten, R (1, 4) OBP: 0.308, SLG: 0.238	6-3		L8		BB	1B		L6		3	0	0	0	2	0						
Ed Kranepool, L (1, 3) OBP: 0.333, SLG: 0.222	4-3		K		FC3-6	1B			K	5	0	1	2	0	2	1					
John Milner, L (1, 7) OBP: 0.478, SLG: 0.684		4-3		WP	1B	1B			1B	4	3	3	0	1	0	2					
Del Unser, L (1, 8) OBP: 0.400, SLG: 0.455	4-3		P4		FC1-6				1B	5	2	2	0	0	0	4					
Dave Kingman, R (1, 9) OBP: 0.308, SLG: 0.792		HR		K	P6			F2		5	2	2	5	0	1	4					
Ron Hodges, L (1, 2) John Stearns, R (6, PH) OBP: 0.250, SLG: 0.250		BB		1B	WP	BB		6-3		0	0	0	0	2	0	0					
Bud Harrelson, S (1, 6) Skip Lockwood, R (7, 1)		K		1B		BB		K		3	1	1	0	1	2	1					
Jon Matlack, L (1, 1) Joe Torre, R (4, PH) Tom Hall, L (4, 1) Benny Ayala, R (6, PH) Hank Webb, R (8, 1) Mike Phillips, L (7, 6)		K		1-2	2-3	3-H		1B		1	0	0	0	0	1	1					
Inning Stats	R: 0 E: 0 K: 0 S: 3	H: 0 LOB: 0 BB: 0 P: 3	R: 2 E: 0 K: 2 S: 8	H: 1 LOB: 1 BB: 2 P: 16	R: 0 E: 0 K: 1 S: 5	H: 0 LOB: 0 BB: 0 P: 5	R: 1 E: 0 K: 1 S: 7	H: 2 LOB: 3 BB: 2 P: 15	R: 0 E: 0 K: 0 S: 4	H: 1 LOB: 2 BB: 1 P: 8	R: 3 E: 0 K: 0 S: 6	H: 4 LOB: 1 BB: 1 P: 10	R: 1 E: 0 K: 1 S: 6	H: 2 LOB: 0 BB: 0 P: 6	R: 0 E: 0 K: 0 S: 3	H: 0 LOB: 0 BB: 0 P: 3		R: 3 E: 0 K: 1 S: 8	H: 3 LOB: 0 BB: 0 P: 8	1B: 9 2B: 2 3B: 0 HR: 2	SF: 0 SAC: 0 DP: 1 HBP: 0
PITCHER	IP WLS BF H R ER SO BB IBB HBP BLK WP HR S P ERA WHIP																				
Bill Bonham, R (1, 1) ERA: 4.09	4.0	20	3	3	3	4	5	0	0	0	0	1	1	23	43	6.75	2.000				
Geoff Zahn, L (5, 1) ERA: 8.53	1.1	8	4	3	3	0	0	0	0	0	0	0	0	8	8	20.25	3.000				
Paul Reuschel, R (6, 1) ERA: 8.53	0.0	1	0	0	0	0	1	0	0	0	0	0	0	4	4	∞	∞				
Darold Knowles, L (6, 1) ERA: 4.26	1.2	6	3	1	1	1	0	0	0	0	0	0	0	8	8	5.40	1.800				
Tom Detlore, R (8, 1) ERA: 15.0	2.0	L 9	3	3	3	1	0	0	0	0	0	1	11	11	13.50	1.500					

AB 38
R 10
H 13
RBI 10
BB 6
SO 6
LOB 16



Batter	1	2	3	4	5	6	7	8	9	AB	R	H	RBI	BB	SO	LOB	BOTTOM		
Rick Monday, L (1, 8) OBP: 0.397, SLG: 0.593	4-3		BB	E9		F8		K		5	1	1	0	0	1	2	New York Mets @ Chicago Cubs Wrigley Field, Chicago, IL Thu Apr 15 1976, 3:33 AM CST Att: 9,709 - Overcast - 79 F		
Jose Cardenal, R (1, 7) OBP: 0.370, SLG: 0.440		G5-4-3	P4	L6		2B		5-3		5	0	2	0	0	0	2			
Bill Madlock, R (1, 5) Randy Hundley, R (8, 2) OBP: 0.333, SLG: 0.667		G5-4-3		P5		HBP		K		2	1	0	0	1	0	2			
Jerry Morales, R (1, 9) OBP: 0.462, SLG: 0.652		G5-4-3	1B	5-3		G6-4-3		F8		4	2	1	0	1	0	3			
Andre Thornton, R (1, 3) OBP: 0.462, SLG: 0.278		G5-4-3	E	1-3	2-H	3-H		L5		4	1	2	2	1	0	0			
Manny Trillo, R (1, 4) OBP: 0.346, SLG: 0.480		G5-4-3	E4	6-3		BB		6-3		4	1	1	1	1	0	3			
Steve Swisher, R (1, 2) Champ Summers, L (7, PH) Tom Detlore, L (8, 1) Ralph LaCock, L (9, PH)		HR	SF9	1-3		FC4-6		6-3		2	1	1	2	0	0	1			
Dave Rosello, R (1, 6) OBP: 0.391, SLG: 0.389		2B	3-H	4-0		FC4-6		6-3		1	1	1	2	3	0	0			
Bill Bonham, R (1, 1) Geoff Zahn, L (5, 1) Paul Reuschel, R (6, 1) Darold Knowles, L (6, 1) Joe Wallis, S (7, PH) Mick Kelleher, R (8, 5)		5-3	F8			FC4-6		FC4-6		2	0	0	0	0	0	2			
Inning Stats	R: 0 E: 0 K: 0 S: 3	H: 1 LOB: 0 BB: 0 P: 3	R: 3 E: 0 K: 0 S: 6	H: 4 LOB: 0 BB: 0 P: 6	R: 4 E: 1 K: 0 S: 6	H: 3 LOB: 2 BB: 3 P: 18	R: 0 E: 1 K: 0 S: 4	H: 0 LOB: 1 BB: 0 P: 4	R: 0 E: 0 K: 0 S: 3	H: 1 LOB: 1 BB: 0 P: 4	R: 1 E: 0 K: 1 S: 5	H: 0 LOB: 2 BB: 2 P: 14	R: 0 E: 0 K: 1 S: 5	H: 0 LOB: 0 BB: 0 P: 5	R: 0 E: 0 K: 0 S: 3	H: 0 LOB: 0 BB: 0 P: 3		1B: 6 2B: 2 3B: 0 HR: 1	SF: 1 SAC: 0 DP: 3 HBP: 2
PITCHER	IP WLS BF H R ER SO BB IBB HBP BLK WP HR S P ERA WHIP																		
Jon Matlack, L (1, 1) ERA: 4.5	3.0	18	8	7	6	0	2	1	0	0	0	0	7	15	27	18.00	3.333		
Tom Hall, L (4, 1) ERA: 8.31	2.0	9	0	0	0	0	1	1	0	0	0	0	4	9	6.75	1.500			
Hank Webb, R (6, 1) ERA: 8.31	1.1	6	1	1	1	0	1	0	1	0	0	0	4	9	6.75	1.500			
Skip Lockwood, R (7, 1) ERA: 2.84	2.2	W 10	0	0	0	2	1	0	1	0	0	0	12	17	0.00	0.375			

AB 33
R 8
H 9
RBI 8
BB 7
SO 2
LOB 19



Batter	1	2	3	4	5	6	7	8	9	AB	R	H	RBI	BB	SO	LOB	TOP			
Wayne Garrett, L (1.5) OBP: 0.185, SLG: 0.154										4	0	2	0	0	0	0				
Felix Milten, R (1.4) OBP: 0.333, SLG: 0.280										4	0	2	0	0	0	3				
Ed Kranepool, L (1.3) OBP: 0.280, SLG: 0.182										4	0	0	0	0	0	3				
John Milner, L (1.7) OBP: 0.481, SLG: 0.783										4	1	2	1	0	0	0				
Dave Kingman, R (1.9) OBP: 0.267, SLG: 0.679										4	0	0	0	0	3	1				
Del Unser, L (1.8) OBP: 0.375, SLG: 0.423										4	0	1	0	0	0	0				
Jerry Grote, R (1.2) OBP: 0.542, SLG: 0.421										4	0	1	0	0	0	2				
Bud Harrelson, S (1.6) OBP: 0.400, SLG: 0.417										3	0	0	0	1	2	3				
Mickey Lolich, S (1.1) Bob Apodaca, R (7.1)										3	0	0	0	0	0	1				
										0	0	0	0	0	0	0				
Inning Stats	R: 0 E: 0 K: 0 S: 3	H: 1 LOB: 0 BB: 0 P: 3	R: 0 E: 0 K: 1 S: 7	H: 2 LOB: 2 BB: 0 P: 7	R: 0 E: 0 K: 0 S: 4	H: 1 LOB: 1 BB: 0 P: 4	R: 1 E: 0 K: 2 S: 9	H: 2 LOB: 1 BB: 0 P: 9	R: 0 E: 0 K: 0 S: 4	H: 0 LOB: 0 BB: 0 P: 3	R: 0 E: 0 K: 0 S: 4	H: 1 LOB: 2 BB: 1 P: 8	R: 0 E: 0 K: 1 S: 5	H: 0 LOB: 0 BB: 0 P: 5	R: 0 E: 0 K: 1 S: 5	H: 0 LOB: 0 BB: 0 P: 5	1B: 7 2B: 1 3B: 0 HR: 1	SF: 0 SAC: 0 DP: 1 HBP: 0	WP: 0 PB: 0 SB: 0 CS: 0	PA: 35
PITCHER Doc Medich, R (1.1) ERA: 2.2	IP: 9.0 WLS: W BF: 35 H: 8 R: 1 ER: 1 SO: 5 BB: 1 IBB: 0 HBP: 0 BLK: 0 WP: 0 HR: 1 S: 44 P: 48 ERA: 1.00 WHIP: 1.000															PITCHER	IP: 9.0 WLS: W BF: 35 H: 8 R: 1 ER: 1 SO: 5 BB: 1 IBB: 0 HBP: 0 BLK: 0 WP: 0 HR: 1 S: 44 P: 48 ERA: 1.00 WHIP: 1.000			

New York Mets @ Pittsburgh Pirates
 Three Rivers Stadium, Pittsburgh, PA
 Fri Apr 16 1976, 6:05 PM EST
 Att: 19,899 - Unknown

AB	34
R	1
H	8
RBI	1
BB	1
SO	5
LOB	13



Batter	1	2	3	4	5	6	7	8	9	AB	R	H	RBI	BB	SO	LOB	BOTTOM
Rennie Stennett, R (1.4) OBP: 0.375, SLG: 0.500										4	0	0	0	0	0	1	
Manny Sanguillen, R (1.2) OBP: 0.500, SLG: 0.476										4	0	2	0	0	1	0	
Al Oliver, L (1.8) OBP: 0.478, SLG: 0.571										4	0	0	0	0	0	2	
Willie Stargell, L (1.3) OBP: 0.565, SLG: 0.706										2	1	1	0	2	1	1	
Richie Zisk, R (1.7) OBP: 0.348, SLG: 0.400										4	1	2	0	0	0	3	
Dave Parker, L (1.9) OBP: 0.381, SLG: 0.500										3	1	2	2	0	0	1	
Richie Hebner, L (1.5) OBP: 0.333, SLG: 0.333										3	0	1	0	0	1	2	
Frank Taveras, R (1.6) OBP: 0.263, SLG: 0.278										3	0	1	1	0	1	1	
Doc Medich, R (1.1)										3	0	0	0	0	1	1	
										1B: 4 2B: 7 3B: 0 HR: 0	SF: 0 SAC: 0 DP: 2 HBP: 0	WP: 0 PB: 0 SB: 0 CS: 1	PA: 32				
PITCHER Mickey Lolich, L (1.1) ERA: 4.32 Bob Apodaca, R (7.1) ERA: 3.86	IP: 6.1 WLS: L BF: 26 H: 9 R: 3 ER: 3 SO: 5 BB: 1 IBB: 0 HBP: 0 BLK: 0 WP: 0 HR: 0 S: 35 P: 39 ERA: 4.26 WHIP: 1.579															PITCHER	IP: 1.2 WLS: L BF: 6 H: 0 R: 0 ER: 0 SO: 0 BB: 1 IBB: 0 HBP: 0 BLK: 0 WP: 0 HR: 0 S: 5 P: 9 ERA: 0.00 WHIP: 0.600

New York Mets @ Pittsburgh Pirates
 Three Rivers Stadium, Pittsburgh, PA
 Fri Apr 16 1976, 6:05 PM EST
 Att: 19,899 - Unknown

AB	30
R	3
H	9
RBI	3
BB	2
SO	5
LOB	12





Batter	1	2	3	4	5	6	7	8	9	AB R H RBI BB SO LOB	TOP												
Wayne Garrett, L (1.5) OBP: 0.242, SLG: 0.281										6 2 3 2 0 0 2	New York Mets @ Pittsburgh Pirates Three Rivers Stadium, Pittsburgh, PA Sat Apr 17 1976, 3:33 AM EST Att: 13,082 - Unknown												
Del Unser, L (1.8) OBP: 0.371, SLG: 0.406										6 0 2 1 0 1 3													
John Milner, L (1.7) OBP: 0.515, SLG: 0.750										5 3 3 0 1 1 1													
Ed Kranepool, L (1.3) OBP: 0.290, SLG: 0.321										6 4 2 3 0 0 3													
Dave Kingman, R (1.9) OBP: 0.278, SLG: 0.735										6 2 2 3 0 2 4													
Ron Hodges, L (1.2) OBP: 0.378, SLG: 0.667										5 2 3 2 1 0 2													
Bud Harrelson, S (1.6) Mike Phillips, L (8.6)										4 1 1 2 0 0 3 1 0 0 0 0 0 0													
Felix Millan, R (1.4) OBP: 0.371, SLG: 0.400										5 2 3 2 0 0 1													
Jerry Koonsman, R (1.1) OBP: 0.500, SLG: 0.750										4 1 2 2 0 1 1													
Inning Stats	R: 5 E: 1 K: 3 S: 14	H: 5 LOB: 1 BB: 1 P: 18	R: 0 E: 0 K: 1 S: 5	H: 2 LOB: 1 BB: 0 P: 5	R: 0 E: 0 K: 1 S: 6	H: 1 LOB: 1 BB: 0 P: 6	R: 0 E: 0 K: 0 S: 3	H: 0 LOB: 0 BB: 0 P: 3	R: 2 E: 1 K: 0 S: 6	H: 2 LOB: 1 BB: 0 P: 6		R: 0 E: 0 K: 0 S: 4	H: 1 LOB: 1 BB: 0 P: 4	R: 5 E: 3 K: 0 S: 9	H: 4 LOB: 1 BB: 0 P: 9	R: 2 E: 0 K: 0 S: 5	H: 2 LOB: 0 BB: 0 P: 5	R: 3 E: 0 K: 0 S: 7	H: 4 LOB: 2 BB: 1 P: 11	1B: 13 2B: 7 3B: 0 HR: 2	SF: 0 SAC: 1 DP: 1 HBP: 0	WP: 0 PB: 0 SB: 0 CS: 1	PA: 51
PITCHER	IP WLS BF H R ER SO BB IBB HBP BLK WP HR S P ERA WHIP											PITCHER	IP WLS BF H R ER SO BB IBB HBP BLK WP HR S P ERA WHIP										
Bruce Kison, R (1.1) ERA: 12.71	0.2 L 8 5 5 5 2 1 0 0 0 0 0 0 11 15 67.50 9.000																						
Kent Tekulve, R (1.1) ERA:	2.1 8 3 0 0 3 0 0 0 0 0 0 0 14 14 0.00 1.286																						
Larry Demery, R (4.1) ERA:	2.0 9 2 2 0 0 0 0 0 0 0 0 0 9 9 0.00 1.000																						
Dave Giusti, R (6.1) ERA: 18.0	4.0 26 11 10 7 0 1 0 0 0 0 0 2 25 29 15.75 3.000																						
Batter	1	2	3	4	5	6	7	8	9	AB R H RBI BB SO LOB	BOTTOM												
Rennie Stennett, R (1.4) OBP: 0.321, SLG: 0.423										4 0 0 0 0 2 0	New York Mets @ Pittsburgh Pirates Three Rivers Stadium, Pittsburgh, PA Sat Apr 17 1976, 3:33 AM EST Att: 13,082 - Unknown												
Manny Sanguillen, R (1.2) OBP: 0.464, SLG: 0.440										4 1 1 0 0 0 0													
Al Oliver, L (1.8) OBP: 0.519, SLG: 0.640										4 0 3 0 0 0 0													
Bob Robertson, R (1.3) OBP: 0.200, SLG: 0.200										4 0 1 1 0 1 2													
Richie Zisk, R (1.7) OBP: 0.333, SLG: 0.417										4 0 1 0 0 0 2													
Dave Parker, L (1.9) OBP: 0.360, SLG: 0.500										4 0 1 0 0 1 2													
Richie Hebner, L (1.5) OBP: 0.320, SLG: 0.318										4 0 1 0 0 0 2													
Frank Taveras, R (1.6) OBP: 0.261, SLG: 0.273										4 0 1 0 0 0 1													
Bruce Kison, R (1.1) Kent Tekulve, R (1.1) Tommy Helms, R (3.9) Larry Demery, R (4.1) Duffy Dyer, R (5.9) Dave Giusti, R (6.1)										0 0 0 0 0 0 0 0 0 0 0 0 0 0 1 0 0 0 0 0 0 0 0 0 0 0 0 0 1 0 0 0 0 0 0 1 0 0 0 0 0 2													
Inning Stats	R: 0 E: 0 K: 1 S: 5	H: 0 LOB: 0 BB: 0 P: 5	R: 0 E: 0 K: 0 S: 4	H: 1 LOB: 1 BB: 0 P: 4	R: 0 E: 0 K: 1 S: 5	H: 0 LOB: 0 BB: 0 P: 5	R: 1 E: 0 K: 0 S: 5	H: 3 LOB: 1 BB: 0 P: 5	R: 0 E: 0 K: 0 S: 3	H: 0 LOB: 0 BB: 0 P: 3		R: 0 E: 0 K: 0 S: 4	H: 1 LOB: 1 BB: 0 P: 4	R: 0 E: 0 K: 1 S: 7	H: 2 LOB: 2 BB: 0 P: 7	R: 0 E: 0 K: 1 S: 6	H: 1 LOB: 1 BB: 0 P: 6	R: 0 E: 0 K: 0 S: 4	H: 1 LOB: 1 BB: 0 P: 4	1B: 6 2B: 3 3B: 0 HR: 0	SF: 0 SAC: 0 DP: 1 HBP: 0	WP: 0 PB: 0 SB: 0 CS: 0	PA: 35
PITCHER	IP WLS BF H R ER SO BB IBB HBP BLK WP HR S P ERA WHIP											PITCHER	IP WLS BF H R ER SO BB IBB HBP BLK WP HR S P ERA WHIP										
Jerry Koonsman, L (1.1) ERA: 0.93	9.0 W 35 9 1 1 4 0 0 0 0 0 0 0 43 43 1.00 1.000																						

AB 48
R 17
H 21
RBI 17
BB 2
SO 5
LOB 20



AB 35
R 1
H 9
RBI 1
BB 0
SO 4
LOB 11



Batter	1	2	3	4	5	6	7	8	9	AB	R	H	RBI	BB	SO	LOB	TOP					
Del Unser, L OBP: 0.375, SLG: 0.405 (1, 8)	4-3		1B		4-3		FC5-4		2B 4-3 1B	5	1	2	0	0	0	2	New York Mets @ Pittsburgh Pirates Three Rivers Stadium, Pittsburgh, PA Sun Apr 18 1976, 3:33 AM EST Att: 9,106 - Unknown					
Felix Milan, R OBP: 0.400, SLG: 0.457 (1, 4)	1B		L8			G6-4-3 1B		5-3	4-3 1B	5	0	3	0	0	0	1						
John Milner, L OBP: 0.500, SLG: 0.697 (1, 7)	1B		4-3			E3 G6-4-3 1B		BB HR 1B	4-3	5	1	2	1	0	0	3						
Joe Torre, R OBP: 0.385, SLG: 0.273 (1, 3)	K			6-3		G6-4-3 1B		HR BB	6-3	4	1	0	0	1	1	5						
Dave Kingman, R OBP: 0.300, SLG: 0.868 (1, 9)	L7			HR		F2		HR		4	2	2	4	0	0	3						
Roy Staiger, R OBP: 0.125, SLG: 0.125 (1, 5)		F9		6-3			1B	6-3		4	0	1	0	0	0	0						
Bud Harrelson, S OBP: 0.368, SLG: 0.375 (1, 6)	K			F7			L7	FC5-4 1B		4	0	1	0	0	1	1						
John Stearns, R OBP: 0.125, SLG: 0.125 (1, 2)	F7			6-3			L7	FC5-4		4	0	0	0	0	0	2						
Craig Swan, R (1, 1) Tom Hall, L (4, 1) Benny Ayala, R (5, PH) Hank Webb, R (5, 1) Jerry Grote, R (7, PH) Bob Apodaca, R (7, 1) Wayne Garrett, L (9, PH)			K		F9		FC5-4 1B		4-3	1	0	0	0	0	0	1						
Inning Stats	R: 0 E: 0 K: 1 S: 7	H: 2 LOB: 2 BB: 0 P: 7	R: 0 E: 0 K: 1 S: 5	H: 0 LOB: 0 BB: 0 P: 5	R: 0 E: 0 K: 1 S: 6	H: 1 LOB: 1 BB: 0 P: 6	R: 1 E: 0 K: 0 S: 4	H: 1 LOB: 0 BB: 0 P: 4	R: 0 E: 0 K: 0 S: 3	H: 0 LOB: 0 BB: 0 P: 3	R: 0 E: 1 K: 0 S: 4	H: 1 LOB: 1 BB: 0 P: 4	R: 0 E: 0 K: 0 S: 5	H: 2 LOB: 2 BB: 0 P: 5	R: 3 E: 0 K: 0 S: 6	H: 3 LOB: 1 BB: 1 P: 10		R: 1 E: 0 K: 0 S: 5	H: 2 LOB: 1 BB: 0 P: 5	1B: 9 2B: 1 3B: 0 HR: 2	SF: 0 SAC: 0 DP: 1 HBP: 0	WP: 0 PB: 0 SB: 0 CS: 0
PITCHER	IP WLS BF H R ER SO BB IBB HBP BLK WP HR S P ERA WHIP	8.0 W 35 10 4 4 3 1 0 0 0 0 2 40 44 4.50 1.375	1.0 S 5 2 1 1 0 0 0 0 0 0 0 5 5 9.00 2.000																			
Jerry Reuss, L (1, 1) ERA: 4.24																						
Ramon Hernandez, L (9, 1) ERA: 1.93																						
Batter	1	2	3	4	5	6	7	8	9	AB	R	H	RBI	BB	SO	LOB	BOTTOM					
Rennie Stennett, R OBP: 0.313, SLG: 0.433 (1, 4)	G3		F9	1B 2B		F8				4	1	1	1	0	0	0	New York Mets @ Pittsburgh Pirates Three Rivers Stadium, Pittsburgh, PA Sun Apr 18 1976, 3:33 AM EST Att: 9,106 - Unknown					
Richie Hebner, L OBP: 0.310, SLG: 0.308 (1, 5)	F7		4-3	2H 1B			4-3			4	0	1	1	0	0	0						
Al Oliver, L (1, 8) Bill Robinson, R (4, PH) (5, 8)	4-3			1B F7			K			2	1	1	0	0	0	0						
Willie Stargell, L OBP: 0.593, SLG: 0.952 (1, 3)		HR		1B 2B			4-1			4	2	3	2	0	0	0						
Dave Parker, L OBP: 0.379, SLG: 0.500 (1, 9)		G5-3 E 1B		1B 2B		F9		3-1		4	1	2	1	0	0	1						
Richie Ziek, R OBP: 0.290, SLG: 0.357 (1, 7)	K		5-3	1B		K		5-3		4	0	0	0	0	2	3						
Manny Sanguillen, R OBP: 0.406, SLG: 0.379 (1, 2)	E6		E6	SH5-4 2B		L8		1-3		4	1	0	0	0	0	3						
Frank Taveras, R OBP: 0.240, SLG: 0.250 (1, 6)	G5-3		SH5-4			F4				2	0	0	1	0	0	2						
Jerry Reuss, L (1, 1) Ramon Hernandez, S (9, 1)			5-3	2B 2B		F7				3	1	1	1	0	0	0						
Inning Stats	R: 0 E: 0 K: 0 S: 3	H: 0 LOB: 0 BB: 0 P: 3	R: 1 E: 1 K: 1 S: 7	H: 2 LOB: 1 BB: 0 P: 7	R: 0 E: 0 K: 0 S: 3	H: 0 LOB: 0 BB: 0 P: 3	R: 6 E: 1 K: 0 S: 10	H: 6 LOB: 1 BB: 0 P: 10	R: 0 E: 0 K: 1 S: 6	H: 1 LOB: 1 BB: 0 P: 6	R: 0 E: 0 K: 0 S: 3	H: 0 LOB: 0 BB: 0 P: 3	R: 0 E: 0 K: 1 S: 5	H: 0 LOB: 0 BB: 0 P: 5	R: 0 E: 0 K: 0 S: 3	H: 0 LOB: 0 BB: 0 P: 3		R: 0 E: 0 K: 0 S: 3	H: 0 LOB: 0 BB: 0 P: 3	1B: 4 2B: 4 3B: 0 HR: 1	SF: 0 SAC: 1 DP: 1 HBP: 0	WP: 0 PB: 0 SB: 0 CS: 0
PITCHER	IP WLS BF H R ER SO BB IBB HBP BLK WP HR S P ERA WHIP	3.2 L 18 6 6 4 1 0 0 0 0 0 0 3 3 9.82 1.636	0.1 3 2 1 0 0 0 0 0 0 0 0 3 3 0.00 6.000	2.0 7 1 0 0 1 0 0 0 0 0 0 9 9 0.00 0.500	2.0 6 0 0 0 1 0 0 0 0 0 0 8 8 0.00 0.000																	
Craig Swan, R (1, 1) ERA: 6.3																						
Tom Hall, L (4, 1) ERA: 3.89																						
Hank Webb, R (5, 1) ERA: 5.68																						
Bob Apodaca, R (7, 1) ERA: 3.0																						
																						

Batter	1	2	3	4	5	6	7	8	9	AB	R	H	RBI	BB	SO	LOB	TOP					
Wayne Garrett, L (1.5) OBP: 0.302, SLG: 0.317										5	1	2	1	1	1	1						
Felix Milan, R (1.4) OBP: 0.415, SLG: 0.522										6	2	3	2	0	0	5						
John Milner, L (1.7) OBP: 0.365, SLG: 0.778										2	1	1	2	2	0	0						
Benny Ayala, R (6.9) OBP: 0.333, SLG: 0.250										1	0	0	0	0	0	1						
Ed Kranepool, L (1.3) OBP: 0.297, SLG: 0.353										3	1	1	0	0	0	2						
Joe Torre, R (6. PH) OBP: 0.350, SLG: 0.389										2	0	1	1	0	0	2						
Dave Kingman, R (1.9) OBP: 0.275, SLG: 0.708										3	0	0	0	0	2	1						
Bruce Boisclair, L (6.7) OBP: 0.250, SLG: 0.250										2	0	0	0	0	0	1						
Del Unser, L (1.8) OBP: 0.340, SLG: 0.469										4	1	1	2	0	0	0						
Jerry Grote, R (1.2) OBP: 0.579, SLG: 0.500										4	1	3	0	1	0	1						
Mike Phillips, L (1.6) OBP: 0.286, SLG: 0.286										5	0	2	0	0	0	3						
Jon Matlack, L (1.1)										4	1	0	0	0	1	4						
Inning Stats	R: 4 E: 0 K: 1 S: 10	H: 5 LOB: 1 BB: 0 P: 10	R: 2 E: 1 K: 0 S: 4	H: 1 LOB: 0 BB: 1 P: 8	R: 0 E: 0 K: 1 S: 5	H: 0 LOB: 1 BB: 0 P: 6	R: 0 E: 0 K: 0 S: 3	H: 0 LOB: 2 BB: 1 P: 10	R: 0 E: 0 K: 1 S: 6	H: 1 LOB: 1 BB: 0 P: 4	R: 0 E: 0 K: 0 S: 4	H: 1 LOB: 2 BB: 1 P: 8	R: 1 E: 0 K: 0 S: 5	H: 2 LOB: 1 BB: 0 P: 5	R: 1 E: 0 K: 1 S: 8	H: 3 LOB: 2 BB: 0 P: 8	1B: 9 2B: 1 3B: 1 HR: 3	SF: 0 SAC: 0 DP: 1 HBP: 2	WP: 1 PB: 0 SB: 0 CS: 0	PA: 47		
PITCHER	IP WLS BF H R ER SO BB IBB HBP BLK WP HR S P ERA WHIP																					
Lynn McGlothen, R (1.1) ERA: 4.24	3.0 L 18 6 6 4 2 1 0 2 0 0 3 19 27 12.00 2.333																					
Danny Frisella, R (4.1) ERA:	2.0 8 1 0 0 0 1 0 0 0 0 0 7 11 0.00 1.000																					
Mike Wallace, L (6.1) ERA: 4.76	1.0 5 1 0 0 1 1 0 0 0 1 0 6 10 0.00 2.000																					
Mike Proly, R (7.1) ERA: 2.35	2.0 10 3 1 1 0 1 0 0 0 0 0 9 13 4.50 2.000																					
John Curtis, L (9.1) ERA: 9.0	1.0 6 3 1 1 1 0 0 0 0 0 0 8 8 9.00 3.000																					
Batter	1	2	3	4	5	6	7	8	9	AB	R	H	RBI	BB	SO	LOB	BOTTOM					
Bake McBride, L (1.8) OBP: 0.475, SLG: 0.500										2	0	1	0	0	1	0						
Mike Wallace, L (6. PH) OBP: 0.475, SLG: 0.500										0	0	0	0	0	0	0						
Doug Clarey, R (6. PH) OBP: 0.475, SLG: 0.500										1	0	0	0	0	1	0						
Mike Proly, R (7.1) OBP: 0.475, SLG: 0.500										0	0	0	0	0	0	0						
Willie Crawford, L (6. PH) OBP: 0.475, SLG: 0.500										1	0	0	0	0	0	0						
John Curtis, L (9.1) OBP: 0.475, SLG: 0.500										0	0	0	0	0	0	0						
Don Kessinger, S (1.6) OBP: 0.265, SLG: 0.235										4	0	1	0	0	0	1						
Mike Anderson, R (1.7) OBP: 0.438, SLG: 0.571										3	0	1	0	1	0	1						
Ted Simmons, S (1.2) OBP: 0.282, SLG: 0.242										3	0	0	0	0	0	3						
Ken Rudolph, R (9.2) OBP: 0.282, SLG: 0.242										1	0	0	0	0	0	0						
Reggie Smith, S (1.9) OBP: 0.256, SLG: 0.324										3	0	1	0	1	1	0						
Hector Cruz, R (1.5) OBP: 0.211, SLG: 0.297										4	0	1	0	0	0	2						
Keith Hernandez, L (1.3) OBP: 0.256, SLG: 0.235										4	0	0	0	0	1	3						
Vic Harris, S (1.4) OBP: 0.344, SLG: 0.310										2	0	1	0	1	1	1						
Lynn McGlothen, L (1.1) OBP: 0.143, SLG: 0.143										1	0	0	0	0	1	0						
Danny Frisella, L (4.1) OBP: 0.143, SLG: 0.143										0	0	0	0	0	0	0						
Luis Melendez, R (5. PH) OBP: 0.143, SLG: 0.143										2	0	0	0	0	1	3						
Inning Stats	R: 0 E: 0 K: 0 S: 4	H: 2 LOB: 1 BB: 0 P: 4	R: 0 E: 0 K: 1 S: 6	H: 1 LOB: 0 BB: 0 P: 6	R: 0 E: 0 K: 2 S: 7	H: 0 LOB: 0 BB: 0 P: 7	R: 0 E: 0 K: 0 S: 2	H: 0 LOB: 0 BB: 1 P: 6	R: 0 E: 0 K: 2 S: 8	H: 1 LOB: 1 BB: 0 P: 8	R: 0 E: 0 K: 1 S: 6	H: 1 LOB: 0 BB: 0 P: 6	R: 0 E: 0 K: 1 S: 6	H: 1 LOB: 2 BB: 1 P: 10	R: 0 E: 0 K: 0 S: 3	H: 0 LOB: 0 BB: 0 P: 3	R: 0 E: 0 K: 0 S: 3	H: 0 LOB: 1 BB: 1 P: 7	1B: 4 2B: 2 3B: 0 HR: 0	SF: 0 SAC: 0 DP: 2 HBP: 0	WP: 0 PB: 0 SB: 0 CS: 0	PA: 34
PITCHER	IP WLS BF H R ER SO BB IBB HBP BLK WP HR S P ERA WHIP																					
Jon Matlack, L (1.1) ERA: 2.57	9.0 W 34 6 0 0 7 3 0 0 0 0 0 45 57 0.00 1.000																					

New York Mets @ St. Louis Cardinals
 Busch Stadium, St. Louis, MO
 Tue Apr 20 1976, 6:05 PM CST
 Att: 7,260 - Unknown

AB 41
 R 8
 H 14
 RBI 8
 BB 4
 SO 4
 LOB 21



New York Mets @ St. Louis Cardinals
 Busch Stadium, St. Louis, MO
 Tue Apr 20 1976, 6:05 PM CST
 Att: 7,260 - Unknown

AB 31
 R 0
 H 6
 RBI 0
 BB 3
 SO 7
 LOB 14



Batter	1	2	3	4	5	6	7	8	9	AB	R	H	RBI	BB	SO	LOB	TOP										
Bruce Boiesclair, L OBP: 0.444, SLG: 0.500 (1, 8)										4	2	2	0	1	2	3	New York Mets @ St. Louis Cardinals Busch Stadium, St. Louis, MO Wed Apr 21 1976, 3:33 AM CST Att: 7,213 - Unknown AB 39 R 4 H 12 RBI 3 BB 2 SO 4 LOB 25 										
Felix Milan, R OBP: 0.414, SLG: 0.510 (1, 4)										5	0	2	1	0	0	1											
Wayne Garrett, L OBP: 0.292, SLG: 0.289 (1, 5)										4	0	0	1	1	1	5											
Ed Kraneppol, L OBP: 0.310, SLG: 0.359 (1, 3) (8, 7)										5	0	2	1	0	0	4											
Dave Kingman, R OBP: 0.268, SLG: 0.660 (1, 9)										5	0	1	0	0	1	6											
Jerry Grote, R OBP: 0.524, SLG: 0.444 (1, 2)										4	0	0	0	0	0	3											
Benny Ayala, R OBP: 0.231, SLG: 0.167 Tom Hall, L (8, 1)										4	0	0	0	0	0	1											
Mike Phillips, L OBP: 0.364, SLG: 0.364 (1, 6)										4	0	2	0	0	0	1											
Mickey Lolich, S OBP: 0.333, SLG: 0.333 Skip Lockwood, R OBP: 0.333, SLG: 0.333 Joe Torre, R OBP: 0.381, SLG: 0.421 (8, 3)										3	2	2	0	0	0	1											
Inning Stats	R: 0 E: 0 K: 1 S: 6	H: 1 LOB: 1 BB: 0 P: 6	R: 0 E: 0 K: 0 S: 4	H: 1 LOB: 1 BB: 0 P: 4	R: 2 E: 1 K: 0 S: 5	H: 3 LOB: 1 BB: 1 P: 9	R: 0 E: 0 K: 0 S: 3	H: 0 LOB: 0 BB: 0 P: 3	R: 2 E: 1 K: 0 S: 7	H: 3 LOB: 2 BB: 0 P: 7	R: 0 E: 0 K: 1 S: 6	H: 1 LOB: 1 BB: 0 P: 6	R: 0 E: 0 K: 0 S: 4	H: 1 LOB: 1 BB: 0 P: 4	R: 0 E: 0 K: 1 S: 7	H: 2 LOB: 2 BB: 0 P: 7		R: 0 E: 0 K: 1 S: 5	H: 0 LOB: 1 BB: 1 P: 9	1B: 11 2B: 1 3B: 0 HR: 0	SF: 0 SAC: 0 DP: 1 HBP: 0	WP: 0 PB: 0 SB: 1 CS: 0	PA: 41				
PITCHER	IP	WLS	BF	H	R	ER	SO	BB	IBB	HBP	BLK	WP	HR	S	P	ERA	WHIP										
Bob Forsch, R ERA: 3.94	4.0		20	8	4	3	1	1	0	0	0	0	0	21	25	6.75	2.250										
Mike Wallace, L ERA: 4.5	0.1		2	0	0	0	0	0	0	0	0	0	0	2	2	0.00	0.000										
Danny Frisella, R ERA: 4.5	0.2		2	0	0	0	0	0	0	0	0	0	0	2	2	0.00	0.000										
Eric Rasmussen, R ERA: 2.89	2.2	W	12	4	0	0	1	0	0	0	0	0	0	14	14	0.00	1.500										
Al Hrabosky, L ERA: 3.12	1.1	S	5	0	0	0	2	1	0	0	0	0	0	8	12	0.00	0.750										
Batter	1	2	3	4	5	6	7	8	9	AB	R	H	RBI	BB	SO	LOB	BOTTOM										
Luis Melendez, R OBP: 0.091, SLG: 0.091 (1, 8)										5	0	1	0	0	0	1	New York Mets @ St. Louis Cardinals Busch Stadium, St. Louis, MO Wed Apr 21 1976, 3:33 AM CST Att: 7,213 - Unknown AB 35 R 7 H 12 RBI 5 SO 7 LOB 13 										
Vic Harris, S OBP: 0.378, SLG: 0.394 (7, 5)										4	2	2	0	1	1	2											
Lou Brock, L OBP: 0.176, SLG: 0.156 (1, 7)										4	0	0	0	0	0	3											
Ted Simmons, S OBP: 0.326, SLG: 0.324 (1, 2)										4	2	3	0	0	0	1											
Reggie Smith, S OBP: 0.302, SLG: 0.447 (1, 9)										4	1	3	3	0	1	0											
Mike Anderson, R OBP: 0.421, SLG: 0.588 Lee Richard, R OBP: 0.167, SLG: 0.167 (6, FR)										3	0	1	0	0	2	0											
Hector Cruz, R OBP: 0.200, SLG: 0.282 Ron Fairly, L OBP: 0.800, SLG: 0.800 (6, PH)										2	0	0	0	0	1	1											
Don Kessinger, S OBP: 0.286, SLG: 0.270 (1, 6)										3	0	1	1	1	0	1											
Bob Forsch, R Mike Wallace, L Danny Frisella, L Willie Crawford, L Eric Rasmussen, R Al Hrabosky, R (1, 1) (5, 1) (5, 1) (5, PH) (8, 1) (8, 1)										1	0	0	0	0	0	0											
Inning Stats	R: 0 E: 0 K: 1 S: 5	H: 0 LOB: 0 BB: 0 P: 5	R: 1 E: 0 K: 3 S: 11	H: 1 LOB: 1 BB: 0 P: 11	R: 0 E: 0 K: 0 S: 4	H: 1 LOB: 1 BB: 0 P: 4	R: 1 E: 1 K: 1 S: 6	H: 2 LOB: 0 BB: 0 P: 6	R: 0 E: 0 K: 1 S: 4	H: 0 LOB: 0 BB: 1 P: 8	R: 4 E: 0 K: 0 S: 8	H: 5 LOB: 1 BB: 0 P: 8	R: 1 E: 0 K: 1 S: 7	H: 2 LOB: 2 BB: 1 P: 11	R: 0 E: 0 K: 0 S: 4	H: 1 LOB: 2 BB: 1 P: 8		1B: 6 2B: 5 3B: 0 HR: 1	SF: 0 SAC: 0 DP: 1 HBP: 0	WP: 3 PB: 0 SB: 0 CS: 0	PA: 38						
PITCHER	IP	WLS	BF	H	R	ER	SO	BB	IBB	HBP	BLK	WP	HR	S	P	ERA	WHIP										
Mickey Lolich, L ERA: 5.14	5.2	L	24	7	5	4	6	1	0	0	0	0	0	10	14	13.50	3.750										
Skip Lockwood, R ERA: 3.09	1.1		9	4	2	2	1	1	0	0	0	0	0	4	8	0.00	2.000										
Tom Hall, L ERA: 2.7	1.0		5	1	0	0	0	1	0	0	0	0	0	4	8	0.00	2.000										

Batter	1	2	3	4	5	6	7	8	9	AB	R	H	RBI	BB	SO	LOB	TOP				
Wayne Garrett, L (1.5) OBP: 0.288, SLG: 0.271	4-0 CS BB		0-0 4-3		0-0 3-1			0-3 K		3	0	0	0	1	1	2					
Felix Milan, R (1.4) OBP: 0.403, SLG: 0.481	0-0 L7			4-0 G5-4-3 BB		0-0 6-3		0-0 1-3		3	0	0	0	1	0	1					
Joe Torre, R (1.3) OBP: 0.360, SLG: 0.435	0-0 L8 1-2			0-0 G5-4-3 1-2		0-0 5-3		0-0 2B		4	0	1	0	0	0	2					
Dave Kingman, R (1.9) OBP: 0.283, SLG: 0.643		0-0 G5-4-3 1B		4-0 S 1B BB		0-3 K		0-0 F3		3	1	1	0	1	1	1					
Jerry Grote, R (1.2) OBP: 0.500, SLG: 0.425		0-0 G5-4-3 1-2		0-0 1-H 1B		0-0 L7		0-0 F4		4	0	1	1	0	0	1					
Ed Kranepool, L (1.7) OBP: 0.283, SLG: 0.326		0-0 F8		0-0 4-3		0-0 3-1		0-0 4-3		4	0	0	0	0	0	1					
Bruce Boisclair, L (1.8) OBP: 0.462, SLG: 0.500			0-0 F8		0-0 SH1-4 1B		0-0 FC5 1B		0-0 F6	4	0	2	0	0	0	0					
Bud Harrelson, S (1.6) OBP: 0.367, SLG: 0.341			0-0 F8		0-0 F7		4-0 FC5 IBB			2	0	0	0	1	0	1					
Jerry Koosman, R (1.1) OBP: 0.500, SLG: 0.667			0-0 1B		0-0 SH1-4		0-0 FC5			2	0	1	0	0	0	2					
Bob Apodaca, R (7.1) OBP: 0.333, SLG: 0.333					1-2		1-2 2-3F			0	0	0	0	0	0	0					
Inning Stats	R: 0 E: 0 K: 0 S: 2	H: 0 LOB: 0 BB: 1 P: 6	R: 0 E: 0 K: 0 S: 3	H: 1 LOB: 0 BB: 0 P: 3	R: 0 E: 0 K: 0 S: 4	H: 1 LOB: 1 BB: 0 P: 4	R: 1 E: 0 K: 0 S: 3	H: 1 LOB: 1 BB: 2 P: 11	R: 0 E: 0 K: 1 S: 5	H: 0 LOB: 0 BB: 0 P: 5	R: 0 E: 0 K: 0 S: 4	H: 1 LOB: 1 BB: 1 P: 8	R: 0 E: 0 K: 1 S: 6	H: 1 LOB: 1 BB: 0 P: 6	R: 0 E: 0 K: 0 S: 3	H: 0 LOB: 0 BB: 0 P: 3	1B: 5 2B: 1 3B: 0 HR: 0	SF: 0 SAC: 1 DP: 2 HBP: 0	WP: 0 PB: 0 SB: 2 CS: 1	PA: 34	
PITCHER	IP WLS BF H R ER SO BB IBB HBP BLK WP HR S P ERA WHIP	IP WLS BF H R ER SO BB IBB HBP BLK WP HR S P ERA WHIP	IP WLS BF H R ER SO BB IBB HBP BLK WP HR S P ERA WHIP	IP WLS BF H R ER SO BB IBB HBP BLK WP HR S P ERA WHIP	IP WLS BF H R ER SO BB IBB HBP BLK WP HR S P ERA WHIP	IP WLS BF H R ER SO BB IBB HBP BLK WP HR S P ERA WHIP	IP WLS BF H R ER SO BB IBB HBP BLK WP HR S P ERA WHIP	IP WLS BF H R ER SO BB IBB HBP BLK WP HR S P ERA WHIP	IP WLS BF H R ER SO BB IBB HBP BLK WP HR S P ERA WHIP	IP WLS BF H R ER SO BB IBB HBP BLK WP HR S P ERA WHIP	IP WLS BF H R ER SO BB IBB HBP BLK WP HR S P ERA WHIP	IP WLS BF H R ER SO BB IBB HBP BLK WP HR S P ERA WHIP	IP WLS BF H R ER SO BB IBB HBP BLK WP HR S P ERA WHIP	IP WLS BF H R ER SO BB IBB HBP BLK WP HR S P ERA WHIP	IP WLS BF H R ER SO BB IBB HBP BLK WP HR S P ERA WHIP	IP WLS BF H R ER SO BB IBB HBP BLK WP HR S P ERA WHIP	IP WLS BF H R ER SO BB IBB HBP BLK WP HR S P ERA WHIP	IP WLS BF H R ER SO BB IBB HBP BLK WP HR S P ERA WHIP	IP WLS BF H R ER SO BB IBB HBP BLK WP HR S P ERA WHIP	IP WLS BF H R ER SO BB IBB HBP BLK WP HR S P ERA WHIP	IP WLS BF H R ER SO BB IBB HBP BLK WP HR S P ERA WHIP

New York Mets @ Houston Astros
Astrodome, Houston, TX
Fri Apr 23 1976, 7:05 PM EST
Att: 10,380 - Dome

AB	29
R	1
H	6
RBI	1
BB	4
SO	2
LOB	11



Batter	1	2	3	4	5	6	7	8	9	AB	R	H	RBI	BB	SO	LOB	BOTTOM				
Wilbur Howard, S (1.9) OBP: 0.182, SLG: 0.146	0-0 1-3			0-3 K		0-0 F3		0-0 FC5-4 1-2F		4	0	0	0	0	1	1					
Enos Cabell, R (1.5) OBP: 0.379, SLG: 0.453	0-3 K			0-0 4-3 3B			4-0 HR BB			2	2	1	0	1	1	0					
Cesar Cedeno, R (1.8) OBP: 0.377, SLG: 0.679	0-0 CS 1B			0-0 4-3 3-H			0-0 HR			3	1	2	3	0	0	0					
Bob Watson, R (1.3) OBP: 0.453, SLG: 0.404	0-0 CS 1-2	0-0 6-3		0-0 6-3			0-0 L8			3	0	0	0	0	0	0					
Cliff Johnson, R (1.2) OBP: 0.354, SLG: 0.390		0-0 G3			0-0 5-3		0-3 K			3	0	0	0	0	1	0					
Leon Roberts, R (1.7) OBP: 0.333, SLG: 0.455		0-0 F5			0-0 L7		0-0 1B			3	0	1	0	0	0	0					
Greg Gross, L (8.9) OBP: 0.314, SLG: 0.319										0	0	0	0	0	0	0					
Larry Milbourne, S (1.4) OBP: 0.349, SLG: 0.328			0-0 5-3		0-0 6-3			0-0 1-3		3	0	0	0	0	0	0					
Roger Metzger, S (1.6) OBP: 0.327, SLG: 0.333			0-0 F8			0-0 F8		0-0 4-3		3	0	0	0	0	0	0					
Mike Cosgrove, L (1.1) OBP: 0.250, SLG: 0.250			0-0 5-3			0-0 F4		0-0 FC5-4 1B		2	0	0	0	0	0	0					
Ken Boswell, L (8. PH) OBP: 0.300, SLG: 0.400										1	0	1	0	0	0	0					
Ken Forsch, R (9.1) ERA: 1.93										0	0	0	0	0	0	0					
Inning Stats	R: 0 E: 0 K: 1 S: 5	H: 1 LOB: 0 BB: 0 P: 5	R: 0 E: 0 K: 0 S: 3	H: 0 LOB: 0 BB: 0 P: 3	R: 0 E: 0 K: 0 S: 3	H: 0 LOB: 0 BB: 0 P: 3	R: 1 E: 0 K: 1 S: 6	H: 1 LOB: 0 BB: 0 P: 6	R: 0 E: 0 K: 0 S: 3	H: 0 LOB: 0 BB: 0 P: 3	R: 2 E: 0 K: 1 S: 6	H: 2 LOB: 1 BB: 1 P: 10	R: 0 E: 0 K: 0 S: 4	H: 1 LOB: 1 BB: 0 P: 4	R: 0 E: 0 K: 0 S: 3	H: 0 LOB: 0 BB: 0 P: 3	1B: 3 2B: 0 3B: 1 HR: 1	SF: 0 SAC: 0 DP: 0 HBP: 0	WP: 0 PB: 0 SB: 0 CS: 1	PA: 29	
PITCHER	IP WLS BF H R ER SO BB IBB HBP BLK WP HR S P ERA WHIP	IP WLS BF H R ER SO BB IBB HBP BLK WP HR S P ERA WHIP	IP WLS BF H R ER SO BB IBB HBP BLK WP HR S P ERA WHIP	IP WLS BF H R ER SO BB IBB HBP BLK WP HR S P ERA WHIP	IP WLS BF H R ER SO BB IBB HBP BLK WP HR S P ERA WHIP	IP WLS BF H R ER SO BB IBB HBP BLK WP HR S P ERA WHIP	IP WLS BF H R ER SO BB IBB HBP BLK WP HR S P ERA WHIP	IP WLS BF H R ER SO BB IBB HBP BLK WP HR S P ERA WHIP	IP WLS BF H R ER SO BB IBB HBP BLK WP HR S P ERA WHIP	IP WLS BF H R ER SO BB IBB HBP BLK WP HR S P ERA WHIP	IP WLS BF H R ER SO BB IBB HBP BLK WP HR S P ERA WHIP	IP WLS BF H R ER SO BB IBB HBP BLK WP HR S P ERA WHIP	IP WLS BF H R ER SO BB IBB HBP BLK WP HR S P ERA WHIP	IP WLS BF H R ER SO BB IBB HBP BLK WP HR S P ERA WHIP	IP WLS BF H R ER SO BB IBB HBP BLK WP HR S P ERA WHIP	IP WLS BF H R ER SO BB IBB HBP BLK WP HR S P ERA WHIP	IP WLS BF H R ER SO BB IBB HBP BLK WP HR S P ERA WHIP	IP WLS BF H R ER SO BB IBB HBP BLK WP HR S P ERA WHIP	IP WLS BF H R ER SO BB IBB HBP BLK WP HR S P ERA WHIP	IP WLS BF H R ER SO BB IBB HBP BLK WP HR S P ERA WHIP	IP WLS BF H R ER SO BB IBB HBP BLK WP HR S P ERA WHIP

New York Mets @ Houston Astros
Astrodome, Houston, TX
Fri Apr 23 1976, 7:05 PM EST
Att: 10,380 - Dome


AB	27
R	3
H	5
RBI	3
BB	1
SO	3
LOB	1



Batter	1	2	3	4	5	6	7	8	9	AB	R	H	RBI	BB	SO	LOB	TOP										
Bruce Boisclair, L OBP: 0.444, SLG: 0.471 (1, 8)										5	1	2	1	0	1	2	New York Mets @ Houston Astros Astrodome, Houston, TX Sat Apr 24 1976, 7:05 PM EST Att: 17,299 - Unknown										
Felix Milan, R OBP: 0.418, SLG: 0.483 (1, 4)										4	1	2	0	1	0	0											
John Milner, L OBP: 0.360, SLG: 0.795 Del Unser, L OBP: 0.352, SLG: 0.480 (7, PR)										3	0	2	1	1	0	0											
Ed Kranepool, L OBP: 0.275, SLG: 0.313 (1, 3)										5	0	1	0	0	0	6											
Dave Kingman, R OBP: 0.292, SLG: 0.617 (1, 9)										4	1	1	0	1	2	4											
Wayne Garrett, L OBP: 0.298, SLG: 0.269 (1, 5)										4	2	1	0	1	0	3											
Jerry Grote, R OBP: 0.480, SLG: 0.395 (1, 2)										3	0	0	0	1	0	1											
Bud Harrelson, S OBP: 0.407, SLG: 0.349 (1, 6)										2	1	1	1	3	0	1											
Tom Seaver, R OBP: 0.308, SLG: 0.182 (1, 1)										4	1	1	2	0	2	4											
Inning Stats	R: 2 E: 1 K: 0 S: 6	H: 3 LOB: 1 BB: 0 P: 6	R: 0 E: 0 K: 1 S: 5	H: 0 LOB: 1 BB: 1 P: 9	R: 0 E: 0 K: 1 S: 6	H: 1 LOB: 1 BB: 0 P: 6	R: 1 E: 1 K: 2 S: 8	H: 1 LOB: 1 BB: 1 P: 12	R: 0 E: 0 K: 1 S: 5	H: 0 LOB: 1 BB: 1 P: 9	R: 0 E: 0 K: 0 S: 3	H: 0 LOB: 1 BB: 1 P: 7	R: 0 E: 0 K: 0 S: 4	H: 2 LOB: 2 BB: 0 P: 4	R: 4 E: 0 K: 0 S: 6	H: 4 LOB: 2 BB: 3 P: 18		R: 0 E: 0 K: 0 S: 3	H: 1 LOB: 1 BB: 1 P: 7	1B: 11 2B: 2 3B: 0 HR: 0	SF: 0 SAC: 1 DP: 2 HBP: 0	WP: 1 PB: 0 SB: 1 CS: 3	PA: 44				
PITCHER	IP	WLS	BF	H	R	ER	SO	BB	IBB	HBP	BLK	WP	HR	S	P	ERA	WHIP										
Larry Dierker, R ERA: 5.31 (1, 1)	7.1	L	36	9	7	5	5	6	0	0	0	1	0	40	64	6.14	2.045										
Larry Hardy, R ERA: 7.52 (8, 1)	0.2		4	2	0	0	0	1	0	0	0	0	0	3	7	0.00	4.500										
Mike Barlow, R ERA: 3.38 (9, 1)	1.0		4	1	0	0	0	1	0	0	0	0	0	3	7	0.00	2.000										

Batter	1	2	3	4	5	6	7	8	9	AB	R	H	RBI	BB	SO	LOB	BOTTOM										
Larry Milbourne, S OBP: 0.358, SLG: 0.317 (1, 4)										2	1	0	0	2	0	0	New York Mets @ Houston Astros Astrodome, Houston, TX Sat Apr 24 1976, 7:05 PM EST Att: 17,299 - Unknown										
Enos Cabell, R OBP: 0.371, SLG: 0.433 (1, 5)										3	0	0	0	1	0	2											
Cesar Cedeno, R OBP: 0.369, SLG: 0.650 (1, 8)										4	0	1	1	0	0	3											
Bob Watson, R OBP: 0.426, SLG: 0.375 (1, 3)										4	0	0	0	0	1	3											
Cliff Johnson, R OBP: 0.327, SLG: 0.356 (1, 2)										4	0	0	0	0	3	0											
Jose Cruz, L OBP: 0.231, SLG: 0.217 (1, 7)										3	0	0	0	1	1	0											
Greg Gross, L OBP: 0.345, SLG: 0.340 (1, 9)										3	0	2	0	1	0	0											
Roger Metzger, S OBP: 0.304, SLG: 0.306 (1, 6)										4	0	0	0	0	0	4											
Larry Dierker, R (1, 1)										2	0	0	0	0	0	2											
Larry Hardy, R (8, 1)										0	0	0	0	0	0	0											
Ken Boswell, L OBP: 0.273, SLG: 0.364 (8, PH)										1	0	0	0	0	0	0											
Mike Barlow, L (9, 1)										0	0	0	0	0	0	0											
Leon Roberts, R OBP: 0.320, SLG: 0.435 (9, PH)										1	0	0	0	0	0	2											
Inning Stats	R: 1 E: 0 K: 1 S: 5	H: 1 LOB: 0 BB: 1 P: 9	R: 0 E: 0 K: 1 S: 5	H: 0 LOB: 0 BB: 0 P: 5	R: 0 E: 0 K: 0 S: 3	H: 0 LOB: 0 BB: 0 P: 3	R: 0 E: 0 K: 0 S: 3	H: 0 LOB: 0 BB: 0 P: 3	R: 0 E: 1 K: 1 S: 6	H: 0 LOB: 2 BB: 1 P: 10	R: 0 E: 0 K: 0 S: 3	H: 0 LOB: 1 BB: 1 P: 7	R: 0 E: 0 K: 2 S: 8	H: 1 LOB: 1 BB: 0 P: 8	R: 0 E: 1 K: 0 S: 4	H: 0 LOB: 2 BB: 1 P: 8	R: 0 E: 0 K: 0 S: 4	H: 1 LOB: 2 BB: 1 P: 8	1B: 3 2B: 0 3B: 0 HR: 0	SF: 0 SAC: 0 DP: 0 HBP: 0	WP: 0 PB: 0 SB: 1 CS: 0	PA: 36					
PITCHER	IP	WLS	BF	H	R	ER	SO	BB	IBB	HBP	BLK	WP	HR	S	P	ERA	WHIP										
Tom Seaver, R ERA: 2.48 (1, 1)	9.0	W	36	3	1	1	5	5	0	0	0	0	0	41	61	1.00	0.889										

AB 35
R 7
H 12
RBI 6
BB 8
SO 5
LOB 21



AB 31
R 1
H 3
RBI 1
BB 5
SO 5
LOB 16



Batter	1	2	3	4	5	6	7	8	9	AB	R	H	RBI	BB	SO	LOB	TOP					
Del Unser, L OBP: 0.339, SLG: 0.455 (1, 8)	4-3		F6		F8				1-3	5	0	1	1	0	0	2						
Felix Milan, R OBP: 0.417, SLG: 0.476 (1, 4)	F3								5-3	5	0	2	1	0	0	1						
John Milner, L OBP: 0.374, SLG: 0.762 Bruce Boisclair, L OBP: 0.444, SLG: 0.471 (8, 7)			G3							3	0	1	0	1	0	1						
Ed Kranepool, L OBP: 0.273, SLG: 0.308 (1, 3)	FC4-6									0	0	0	0	0	0	0						
Dave Kingman, R OBP: 0.290, SLG: 0.594 (1, 9)		5-3		4-3						4	1	1	0	0	0	3						
Wayne Garrett, L OBP: 0.295, SLG: 0.268 (1, 5)	F6			6-3						4	1	1	0	0	0	3						
Ron Hodges, L OBP: 0.843, SLG: 0.545 (1, 2)	4-3									4	0	1	0	0	0	4						
Bud Harrelson, S OBP: 0.421, SLG: 0.341 (1, 6)										4	1	2	1	0	0	0						
Jon Matlack, L (1, 1) Joe Torre, R (7, PH) Ken Sanders, R (7, 1)										1	1	0	0	0	2	0						
Inning Stats	R: 0 E: 0 K: 0 S: 3	H: 0 LOB: 1 BB: 1 P: 7	R: 0 E: 0 K: 0 S: 3	H: 0 LOB: 0 BB: 0 P: 3	R: 1 E: 0 K: 0 S: 4	H: 1 LOB: 1 BB: 1 P: 8	R: 0 E: 0 K: 0 S: 3	H: 1 LOB: 0 BB: 0 P: 3	R: 0 E: 0 K: 0 S: 5	H: 0 LOB: 1 BB: 1 P: 7	R: 0 E: 1 K: 0 S: 5	H: 2 LOB: 2 BB: 0 P: 5	R: 1 E: 0 K: 0 S: 5	H: 2 LOB: 1 BB: 0 P: 5	R: 2 E: 0 K: 0 S: 6	H: 3 LOB: 1 BB: 0 P: 6	R: 0 E: 0 K: 0 S: 3	H: 0 LOB: 0 BB: 0 P: 3	1B: 9 2B: 0 3B: 0 HR: 0	SF: 0 SAC: 2 DP: 1 HBP: 0	WP: 2 PB: 1 CS: 0	PA: 39
PITCHER	IP	WLS	BF	H	R	ER	SO	BB	IBB	HBP	BLK	WP	HR	S	P	ERA	WHIP					
Joe Niekro, R ERA: 4.88 (1, 1)	7.2	L	34	9	4	3	0	3	0	0	0	2	0	31	43	3.52	1.565					
Ken Forsch, R ERA: 0.55 (8, 1)	1.1		4	0	0	0	0	0	0	0	0	0	0	4	4	0.00	0.000					

New York Mets @ Houston Astros
Astrodome, Houston, TX
Sun Apr 25 1976, 4:33 AM EDT
Att: 10,246 - Unknown

AB 33
R 4
H 9
RBI 3
BB 3
SO 0
LOB 17



Batter	1	2	3	4	5	6	7	8	9	AB	R	H	RBI	BB	SO	LOB	BOTTOM					
Larry Milbourne, S OBP: 0.352, SLG: 0.313 (1, 4)	K									4	1	1	0	0	2	2						
Enos Cabell, R OBP: 0.351, SLG: 0.408 (1, 5)	6-3									4	0	0	0	0	0	1						
Cesar Cedeno, R OBP: 0.362, SLG: 0.672 (1, 8)	5-3									4	1	1	2	0	0	0						
Bob Watson, R OBP: 0.431, SLG: 0.373 (1, 3)		1-3								3	0	1	0	1	1	0						
Leon Roberts, R OBP: 0.321, SLG: 0.400 Greg Gross, L (9, PH) OBP: 0.339, SLG: 0.333 (1, 7)										2	0	0	0	1	1	1						
Skij Jutze, R OBP: 0.059, SLG: 0.059 Ken Boswell, L (9, PH) OBP: 0.250, SLG: 0.333 (1, 2)										1	0	0	0	0	0	0						
Wilbur Howard, S OBP: 0.167, SLG: 0.133 (1, 9)										3	0	0	0	0	2	3						
Roger Metzger, S OBP: 0.288, SLG: 0.288 (1, 6)										4	0	0	0	0	0	0						
Joe Niekro, R OBP: 0.250, SLG: 0.286 Ken Forsch, R (8, 1)										2	0	1	0	1	1	0						
Inning Stats	R: 0 E: 0 K: 1 S: 5	H: 0 LOB: 0 BB: 0 P: 5	R: 0 E: 0 K: 2 S: 7	H: 0 LOB: 0 BB: 0 P: 7	R: 0 E: 0 K: 1 S: 5	H: 0 LOB: 0 BB: 0 P: 5	R: 2 E: 0 K: 0 S: 6	H: 3 LOB: 1 BB: 0 P: 6	R: 0 E: 0 K: 0 S: 3	H: 0 LOB: 1 BB: 1 P: 7	R: 0 E: 0 K: 1 S: 5	H: 0 LOB: 2 BB: 2 P: 13	R: 0 E: 0 K: 1 S: 6	H: 1 LOB: 0 BB: 0 P: 6	R: 0 E: 0 K: 1 S: 5	H: 0 LOB: 0 BB: 0 P: 5	R: 0 E: 0 K: 0 S: 3	H: 0 LOB: 0 BB: 0 P: 3	1B: 2 2B: 1 3B: 0 HR: 1	SF: 0 SAC: 0 DP: 0 HBP: 0	WP: 1 PB: 0 CS: 0	PA: 34
PITCHER	IP	WLS	BF	H	R	ER	SO	BB	IBB	HBP	BLK	WP	HR	S	P	ERA	WHIP					
Jon Matlack, L ERA: 2.67 (1, 1)	6.0		24	3	2	2	5	3	0	0	1	1	1	31	43	3.00	1.000					
Ken Sanders, R ERA: (7, 1)	3.0	W	10	1	0	0	2	0	0	0	0	0	0	14	14	0.00	0.333					

New York Mets @ Houston Astros
Astrodome, Houston, TX
Sun Apr 25 1976, 4:33 AM EDT
Att: 10,246 - Unknown

AB 31
R 2
H 4
RBI 2
BB 3
SO 7
LOB 7



Batter	1	2	3	4	5	6	7	8	9	AB	R	H	RBI	BB	SO	LOB	TOP			
Rowland Office, L OBP: 0.258, SLG: 0.291 Cito Gaston, R OBP: 0.667, SLG: 0.500	0-0 6-3 1B	0-0 1-3			0-3 K		4-0 BB	0-3 K		3	0	1	0	0	1	4				
Jerry Royster, R OBP: 0.283, SLG: 0.250 Earl Williams, R OBP: 0.375, SLG: 0.286	0-0 6-3 1-2		0-0 F9		0-3 K		0-3 K			3	0	0	0	0	1	2				
Darrell Evans, L OBP: 0.426, SLG: 0.256	4-0 G6-4-3 BB		0-0 F9		4-0 5-3 PB 1B BB			0-3 K		2	1	0	0	2	1	0				
Jimmy Wynn, R OBP: 0.390, SLG: 0.367	0-0 G6-4-3 1-2		0-3 K		0-0 F9 1-2			4-0 BB BB		3	0	0	0	1	1	3				
Tom Paciorek, R OBP: 0.333, SLG: 0.231		0-3 K		0-0 5-3		0-0 5-3 2-3		4-0 FC5-4 BB		3	0	0	0	1	1	1				
Lee Lacy, R OBP: 0.310, SLG: 0.333		0-0 F9		0-0 F3		0-0 FC6-4 1B		0-0 F9		4	0	1	1	0	0	2				
Biff Pocoroba, S OBP: 0.375, SLG: 0.375 Roger Moret, S (8, 1)		0-0 BB 1B 1B		0-0 1-3		0-0 FC6-4 1-2		0-0 FC5-4 1-2		3	0	1	0	0	0	1				
Darrel Chaney, S OBP: 0.391, SLG: 0.297		0-0 BB 1-2 1B		0-0 1-3 1B		0-0 6-3		0-3 K		4	0	2	0	0	1	0				
Dick Ruthven, R OBP: 0.400, SLG: 0.333 Pablo Torrealba, L (6, 1) Vic Correll, R OBP: 0.333, SLG: 0.667 Ken Henderson, S OBP: 0.425, SLG: 0.583 (8, PH)	4-0 1-2 2-3 BB		0-0 1-3		0-0 1-3		0-0 6-3		0-3 K	1	0	0	0	1	0	1				
Inning Stats	R: 0 E: 0 K: 0 S: 3	H: 1 LOB: 1 BB: 1 P: 7	R: 0 E: 0 K: 1 S: 7	H: 2 LOB: 3 BB: 1 P: 11	R: 0 E: 0 K: 1 S: 5	H: 0 LOB: 0 BB: 0 P: 5	R: 0 E: 0 K: 0 S: 3	H: 0 LOB: 0 BB: 0 P: 3	R: 0 E: 0 K: 0 S: 8	H: 1 LOB: 1 BB: 1 P: 8	R: 0 E: 0 K: 0 S: 5	H: 0 LOB: 1 BB: 1 P: 9	R: 0 E: 0 K: 1 S: 9	H: 0 LOB: 2 BB: 2 P: 13	R: 0 E: 0 K: 3 S: 9	H: 0 LOB: 0 BB: 0 P: 9	1B: 5 2B: 0 3B: 0 HR: 0	SF: 0 SAC: 0 DP: 1 HBP: 0	WP: 0 PB: 1 CS: 0	PA: 37
PITCHER Mickey Lolich, L ERA: 3.13	IP: 9.0 WLS: W BF: 37 H: 5 R: 1 ER: 0 SO: 9 BB: 6 IBB: 0 HBP: 0 BLK: 0 WP: 0 HR: 0 S: 49 P: 73 ERA: 0.00 WHIP: 1.222															PITCHER				

Atlanta Braves @ New York Mets
Shea Stadium, Flushing, NY
Mon Apr 26 1976, 3:33 AM EDT
Att: 3,342 - Unknown

AB 31
R 1
H 5
RBI 1
BB 6
SO 9
LOB 17



Batter	1	2	3	4	5	6	7	8	9	AB	R	H	RBI	BB	SO	LOB	BOTTOM			
Bruce Boisclair, L OBP: 0.409, SLG: 0.429	0-0 F7	0-0 F7			0-0 L4-3 1B		0-0 1-3			4	0	1	0	0	0	3				
Felix Milan, R OBP: 0.408, SLG: 0.455	0-0 1-3		4-0 1B G4-6-3 BB		0-0 L4-3 1-2		0-0 F9			3	1	0	0	1	0	1				
Del Unser, L OBP: 0.333, SLG: 0.441	0-3 K		0-0 G4-6-3 1B		0-3 K		0-0 G3			4	0	1	0	0	2	0				
Ed Kranepool, L OBP: 0.305, SLG: 0.339		0-0 2B 1B 1B	0-0 G4-6-3 1-2 3-H		0-0 G1-6-3 1B 1B		0-0 FC6-4 1B			4	1	3	0	0	0	1				
Dave Kingman, R OBP: 0.288, SLG: 0.574		0-0 F8	0-0 F4		0-0 G1-6-3 1-2 1B		0-0 FC6-4 1-2			4	0	1	0	0	0	2				
Wayne Garrett, L OBP: 0.313, SLG: 0.305		0-0 1B 2B		0-0 6-3 S 1B		0-0 G1-6-3 1-2 2-3				3	1	2	0	0	0	2				
Ron Hodges, L OBP: 0.588, SLG: 0.500		0-0 SH3-4 BB 2H 3H		0-0 F8 1-2		0-0 F5				3	0	1	2	0	0	1				
Bud Harrelson, S OBP: 0.433, SLG: 0.333		4-0 SH3-4 BB		0-0 6-3		4-0 SH1-4 BB				1	0	0	0	2	0	1				
Mickey Lolich, S OBP: 0.286, SLG: 0.286		0-0 SH3-4		0-3 K		0-0 SH1-4				1	0	0	0	0	1	1				
Inning Stats	R: 0 E: 0 K: 1 S: 5	H: 0 LOB: 0 BB: 0 P: 5	R: 2 E: 0 K: 0 S: 6	H: 3 LOB: 2 BB: 1 P: 10	R: 1 E: 0 K: 0 S: 3	H: 1 LOB: 0 BB: 1 P: 7	R: 0 E: 0 K: 1 S: 6	H: 1 LOB: 1 BB: 0 P: 6	R: 0 E: 0 K: 0 S: 3	H: 2 LOB: 0 BB: 0 P: 3	R: 0 E: 0 K: 0 S: 3	H: 0 LOB: 1 BB: 1 P: 7	R: 0 E: 0 K: 0 S: 4	H: 1 LOB: 1 BB: 0 P: 4	R: 0 E: 0 K: 0 S: 4	H: 1 LOB: 1 BB: 0 P: 4	1B: 8 2B: 2 3B: 0 HR: 0	SF: 0 SAC: 2 DP: 3 HBP: 0	WP: 0 PB: 1 CS: 0	PA: 32
PITCHER Dick Ruthven, R ERA: 1.96 Pablo Torrealba, L ERA: 5.25 Roger Moret, L ERA: 4.91	IP: 5.0 WLS: L BF: 23 H: 8 R: 3 ER: 3 SO: 3 BB: 2 IBB: 0 HBP: 0 BLK: 0 WP: 0 HR: 0 S: 27 P: 35 ERA: 5.40 WHIP: 2.000															PITCHER				

Atlanta Braves @ New York Mets
Shea Stadium, Flushing, NY
Mon Apr 26 1976, 3:33 AM EDT
Att: 3,342 - Unknown


AB 27
R 3
H 9
RBI 2
BB 3
SO 3
LOB 12



Batter	1	2	3	4	5	6	7	8	9	AB	R	H	RBI	BB	SO	LOB	TOP				
Lee Lacy, R OBP: 0.302, SLG: 0.322 (1, 4)	0-0 SH1-4 E 1B		0-0 F4		0-0 6-3		0-0 F7	0-0 F4		5	1	1	0	0	0	2					
Jerry Royster, R OBP: 0.263, SLG: 0.231 (1, 5)	0-0 SH1-4 1-2		0-0 4-3		0-0 F9		0-0 F4		0-0 1-3	4	0	0	0	0	0	0					
Jimmy Wynn, R OBP: 0.391, SLG: 0.346 (1, 7)	0-0 F8 2-H			4-0 G3 SH5-3 1B BB	0-3 K		4-0 BB BB		0-3 K	3	1	0	0	2	2	0					
Tom Paciorek, R OBP: 0.294, SLG: 0.200 (1, 8)	0-3 K			0-0 SH5-3		0-0 5-3		0-3 K		2	0	0	0	0	1	0					
Darrell Evans, L OBP: 0.429, SLG: 0.250 (7, PH) (7, 3)				1-2 K		1-2 BB				1	0	0	0	1	1	0					
Earl Williams, R OBP: 0.364, SLG: 0.300 Rowland Office, L OBP: 0.254, SLG: 0.286 (6, PR) (6, 8)		0-3 K		0-0 G3		0-0 2B FC8-4 1B		0-0 F4		3	0	1	0	0	1	1					
Cito Gaston, R OBP: 0.500, SLG: 0.625 (1, 9)		0-0 4-3		0-0 HR 1B		0-0 FC8-4 2B		0-0 E5 1B		4	1	2	1	0	0	0					
Vic Correll, R OBP: 0.714, SLG: 1.333 (1, 2)				0-0 FC6-4 1B		4-0 FC8-4 1B		0-0 1-2 1B		3	1	3	2	1	0	0					
Darrel Chaney, S OBP: 0.380, SLG: 0.293 (1, 6)				0-0 FC6-4 1-2		0-0 FC8-4 1-2 2-3 3-H		0-3 K		4	0	1	1	0	1	5					
Carl Morton, R Pablo Torrealba, L (8, 1)			0-3 K	0-0 FC6-4 1-2		0-0 L4		0-3 K		4	0	0	0	0	2	5					
Inning Stats	R: 1 E: 1 K: 1 S: 6	H: 1 LOB: 0 BB: 0 P: 6	R: 0 E: 0 K: 1 S: 6	H: 1 LOB: 1 BB: 0 P: 6	R: 0 E: 0 K: 1 S: 5	H: 0 LOB: 0 BB: 0 P: 5	R: 3 E: 0 K: 0 S: 6	H: 3 LOB: 1 BB: 1 P: 10	R: 0 E: 0 K: 1 S: 5	H: 2 LOB: 2 BB: 1 P: 9	R: 0 E: 0 K: 0 S: 3	H: 0 LOB: 2 BB: 2 P: 11	R: 0 E: 1 K: 2 S: 9	H: 1 LOB: 2 BB: 0 P: 9	R: 0 E: 0 K: 2 S: 7	H: 0 LOB: 0 BB: 0 P: 7	1B: 6 2B: 1 3B: 0 HR: 1	SF: 0 SAC: 2 DP: 0 HBP: 0	WP: 0 PB: 0 SB: 0 CS: 0	PA: 40	
PITCHER	IP WLS BF H R ER SO BB IBB HBP BLK WP HR S P ERA WHIP	IP WLS BF H R ER SO BB IBB HBP BLK WP HR S P ERA WHIP	IP WLS BF H R ER SO BB IBB HBP BLK WP HR S P ERA WHIP	IP WLS BF H R ER SO BB IBB HBP BLK WP HR S P ERA WHIP	IP WLS BF H R ER SO BB IBB HBP BLK WP HR S P ERA WHIP	IP WLS BF H R ER SO BB IBB HBP BLK WP HR S P ERA WHIP	IP WLS BF H R ER SO BB IBB HBP BLK WP HR S P ERA WHIP	IP WLS BF H R ER SO BB IBB HBP BLK WP HR S P ERA WHIP	IP WLS BF H R ER SO BB IBB HBP BLK WP HR S P ERA WHIP	IP WLS BF H R ER SO BB IBB HBP BLK WP HR S P ERA WHIP	IP WLS BF H R ER SO BB IBB HBP BLK WP HR S P ERA WHIP	IP WLS BF H R ER SO BB IBB HBP BLK WP HR S P ERA WHIP	IP WLS BF H R ER SO BB IBB HBP BLK WP HR S P ERA WHIP	IP WLS BF H R ER SO BB IBB HBP BLK WP HR S P ERA WHIP	IP WLS BF H R ER SO BB IBB HBP BLK WP HR S P ERA WHIP	IP WLS BF H R ER SO BB IBB HBP BLK WP HR S P ERA WHIP	IP WLS BF H R ER SO BB IBB HBP BLK WP HR S P ERA WHIP	IP WLS BF H R ER SO BB IBB HBP BLK WP HR S P ERA WHIP	IP WLS BF H R ER SO BB IBB HBP BLK WP HR S P ERA WHIP	IP WLS BF H R ER SO BB IBB HBP BLK WP HR S P ERA WHIP	IP WLS BF H R ER SO BB IBB HBP BLK WP HR S P ERA WHIP
Jerry Kosman, L ERA: 3.38 Hank Webb, R ERA: 4.15 Tom Hall, L ERA: 2.08	5.2 2.1 1.0	26 11 3	7 1 0	5 0 0	4 2 0	4 2 0	4 0 0	4 13 7	40 21 7	6.35 0.00 0.00	1.412 1.286 0.000										

Atlanta Braves @ New York Mets
Shea Stadium, Flushing, NY
Tue Apr 27 1976, 3:33 AM EDT
Att: 4,002 - Unknown


AB 34
R 5
H 8
RBI 4
BB 4
SO 8
LOB 15



Batter	1	2	3	4	5	6	7	8	9	AB	R	H	RBI	BB	SO	LOB	BOTTOM				
Bruce Boisclair, L OBP: 0.370, SLG: 0.423 (1, 7)	0-0 3-1		0-0 4-3		0-0 F6			0-0 G1 1-2	0-0 2B 1-H 2-H	5	0	1	2	0	0	4					
Felix Milan, R OBP: 0.413, SLG: 0.471 (1, 4)	0-0 G2			0-0 E SF7 2B		0-0 F8		0-0 2B 1B		4	1	2	1	0	0	0					
Del Unser, L OBP: 0.313, SLG: 0.413 (1, 8)	0-0 F4			0-0 E6 G5-4-3 2-3		0-0 F9		0-0 F8		4	0	0	0	0	0	2					
Ed Kranepool, L OBP: 0.290, SLG: 0.328 Benny Ayala, R OBP: 0.214, SLG: 0.154 (6, PH) (9, 9)		0-0 4-3		0-0 SF7 3-H		0-0 4-3		0-3 K		2	0	0	1	0	0	0					
Dave Kingman, R OBP: 0.299, SLG: 0.611 (9, 3) John Stearns, R OBP: 0.091, SLG: 0.091 (9, PR)		0-0 6-3		0-0 G5-4-3 1-2					0-0 1B 1B	0	1	0	0	0	0	0					
Wayne Garrett, L OBP: 0.294, SLG: 0.286 (1, 5)		0-0 F8			0-0 F9		0-0 F8		0-0 F9	4	0	0	0	0	0	1					
Ron Hodges, L OBP: 0.550, SLG: 0.471 Jerry Grote, R OBP: 0.490, SLG: 0.409 (9, PH)			0-0 1-3		0-0 SH5-4 1B		0-0 F8		0-0 1B 2B 1B	3	0	1	0	0	0	0					
Bud Harrelson, S OBP: 0.438, SLG: 0.347 (1, 6)				0-0 SH1-4 1B		0-0 SH5-4 1B		0-0 1-3		4	0	2	0	0	0	2					
Jerry Kosman, R Hank Webb, R Joe Torre, R Mike Phillips Tom Hall, L John Milner (11, 1) (6, 1) (6, PH) (6, PH) (9, 1) (9, PH)			0-0 SH1-4 1-2		0-0 SH5-4 1-2 2-3			4-0 1B BB	0-0 1-2 2B 1B	0	0	0	0	0	0	0					
Inning Stats	R: 0 E: 0 K: 0 S: 3	H: 0 LOB: 0 BB: 0 P: 3	R: 0 E: 0 K: 0 S: 3	H: 0 LOB: 0 BB: 0 P: 3	R: 0 E: 0 K: 0 S: 4	H: 1 LOB: 1 BB: 0 P: 4	R: 1 E: 0 K: 0 S: 4	H: 1 LOB: 0 BB: 0 P: 4	R: 0 E: 0 K: 0 S: 3	H: 0 LOB: 0 BB: 0 P: 3	R: 1 E: 0 K: 0 S: 4	H: 1 LOB: 1 BB: 0 P: 4	R: 1 E: 0 K: 1 S: 6	H: 1 LOB: 1 BB: 1 P: 10	R: 3 E: 0 K: 0 S: 6	H: 4 LOB: 2 BB: 0 P: 6	1B: 7 2B: 2 3B: 0 HR: 1	SF: 1 SAC: 2 DP: 1 HBP: 0	WP: 0 PB: 0 SB: 0 CS: 0	PA: 37	
PITCHER	IP WLS BF H R ER SO BB IBB HBP BLK WP HR S P ERA WHIP	IP WLS BF H R ER SO BB IBB HBP BLK WP HR S P ERA WHIP	IP WLS BF H R ER SO BB IBB HBP BLK WP HR S P ERA WHIP	IP WLS BF H R ER SO BB IBB HBP BLK WP HR S P ERA WHIP	IP WLS BF H R ER SO BB IBB HBP BLK WP HR S P ERA WHIP	IP WLS BF H R ER SO BB IBB HBP BLK WP HR S P ERA WHIP	IP WLS BF H R ER SO BB IBB HBP BLK WP HR S P ERA WHIP	IP WLS BF H R ER SO BB IBB HBP BLK WP HR S P ERA WHIP	IP WLS BF H R ER SO BB IBB HBP BLK WP HR S P ERA WHIP	IP WLS BF H R ER SO BB IBB HBP BLK WP HR S P ERA WHIP	IP WLS BF H R ER SO BB IBB HBP BLK WP HR S P ERA WHIP	IP WLS BF H R ER SO BB IBB HBP BLK WP HR S P ERA WHIP	IP WLS BF H R ER SO BB IBB HBP BLK WP HR S P ERA WHIP	IP WLS BF H R ER SO BB IBB HBP BLK WP HR S P ERA WHIP	IP WLS BF H R ER SO BB IBB HBP BLK WP HR S P ERA WHIP	IP WLS BF H R ER SO BB IBB HBP BLK WP HR S P ERA WHIP	IP WLS BF H R ER SO BB IBB HBP BLK WP HR S P ERA WHIP	IP WLS BF H R ER SO BB IBB HBP BLK WP HR S P ERA WHIP	IP WLS BF H R ER SO BB IBB HBP BLK WP HR S P ERA WHIP	IP WLS BF H R ER SO BB IBB HBP BLK WP HR S P ERA WHIP	IP WLS BF H R ER SO BB IBB HBP BLK WP HR S P ERA WHIP
Carl Morton, R ERA: 4.45 Pablo Torrealba, L ERA: 6.75	7.1 1.1	29 8	6 4	3 3	3 3	0 1	0 0	0 10	32 10	3.68 20.25	0.955 3.000										

Atlanta Braves @ New York Mets
Shea Stadium, Flushing, NY
Tue Apr 27 1976, 3:33 AM EDT
Att: 4,002 - Unknown

AB 33
R 6
H 10
RBI 6
BB 1
SO 1
LOB 11



Batter	1	2	3	4	5	6	7	8	9	AB	R	H	RBI	BB	SO	LOB	TOP
Rowland Office, L OBP: 0.269, SLG: 0.288 (1, 8)										3	0	1	0	1	0	1	
Jerry Royster, R OBP: 0.254, SLG: 0.222 Ken Henderson, S OBP: 0.439, SLG: 0.595 Rod Gilbreath, R OBP: 0.750, SLG: 1.000 (1, 5)										2	0	0	0	0	2	1	
Jimmy Wynn, R OBP: 0.368, SLG: 0.321 (1, 7)										4	0	0	0	0	2	4	
Darrell Evans, L OBP: 0.403, SLG: 0.229 (1, 3)										4	0	0	0	0	3	3	
Dave May, L OBP: 0.056, SLG: 0.222 (1, 9)										4	0	0	0	0	1	2	
Lee Lacy, R OBP: 0.288, SLG: 0.306 (1, 4)										3	0	0	0	0	0	0	
Vic Correll, R OBP: 0.700, SLG: 1.111 (1, 2)										3	0	2	0	0	1	0	
Darrel Chaney, S OBP: 0.365, SLG: 0.279 Terry Crowley, L OBP: 0.545, SLG: 0.556 Marty Perez, R (1, 6)										2	0	0	0	0	1	1	
Andy Messersmith, R OBP: 0.167, SLG: 0.167 Cito Gaston, R OBP: 0.545, SLG: 0.556 Bruce Dal Canton, R (1, 1)										2	0	1	0	0	0	0	
										1	0	0	0	0	1	0	
										0	0	0	0	0	0	0	
Inning Stats	R: 0 H: 0 E: 0 K: 2 S: 7	H: 0 LOB: 1 BB: 1 P: 11	R: 0 H: 0 E: 0 K: 1 S: 5	H: 0 LOB: 0 BB: 0 P: 5	R: 0 H: 0 E: 0 K: 1 S: 5	H: 0 LOB: 0 BB: 0 P: 5	R: 0 H: 0 E: 0 K: 0 S: 4	H: 1 LOB: 1 BB: 0 P: 4	R: 0 H: 1 E: 0 K: 1 S: 6	H: 1 LOB: 1 BB: 0 P: 6	R: 0 H: 0 E: 0 K: 1 S: 5	H: 0 LOB: 0 BB: 0 P: 5	R: 0 H: 1 E: 0 K: 1 S: 5	H: 2 LOB: 2 BB: 0 P: 9	1B: 5 2B: 0 3B: 0 HR: 0	SF: 0 SAC: 1 DP: 1 HBP: 0	WP: 0 PA: 32 SB: 0 CS: 0
PITCHER Craig Swan, R ERA: 3.32 (1, 1)	IP: 9.0 WLS: W BF: 32 H: 5 R: 0 ER: 0 SO: 11 BB: 1 IBB: 0 HBP: 0 BLK: 0 WP: 0 HR: 0 S: 53 P: 57 ERA: 0.00 WHIP: 0.667																

Atlanta Braves @ New York Mets
Shea Stadium, Flushing, NY
Wed Apr 28 1976, 3:33 AM EDT
Att: 7,602 - Unknown

AB 30
R 0
H 5
RBI 0
BB 1
SO 11
LOB 13



Batter	1	2	3	4	5	6	7	8	9	AB	R	H	RBI	BB	SO	LOB	BOTTOM
Bruce Boisclair, L OBP: 0.355, SLG: 0.400 (1, 9)										4	0	1	0	0	2	1	
Felix Milten, R OBP: 0.405, SLG: 0.473 (1, 4)										4	0	1	0	0	0	1	
Del Unser, L OBP: 0.310, SLG: 0.394 (1, 8)										3	1	0	0	1	1	0	
Ed Kranepool, L OBP: 0.303, SLG: 0.339 (1, 7)										4	1	2	0	0	0	0	
Dave Kingman, R OBP: 0.296, SLG: 0.632 (1, 3)										4	1	1	3	0	2	1	
Wayne Garrett, L OBP: 0.310, SLG: 0.292 (1, 5)										2	0	1	0	1	0	0	
Jerry Grote, R OBP: 0.463, SLG: 0.383 (1, 2)										3	0	0	0	0	1	2	
Bud Harrelson, S OBP: 0.448, SLG: 0.340 (1, 6)										1	0	0	0	2	1	0	
Craig Swan, R (1, 1)										3	0	0	0	0	1	2	
Inning Stats	R: 3 H: 2 E: 0 K: 2 S: 9	H: 2 LOB: 1 BB: 2 P: 17	R: 0 H: 0 E: 0 K: 2 S: 7	H: 0 LOB: 0 BB: 0 P: 7	R: 0 H: 1 E: 0 K: 0 S: 4	H: 1 LOB: 1 BB: 0 P: 4	R: 0 H: 0 E: 0 K: 0 S: 3	H: 0 LOB: 1 BB: 1 P: 7	R: 0 H: 1 E: 0 K: 1 S: 5	H: 1 LOB: 1 BB: 0 P: 5	R: 0 H: 1 E: 0 K: 1 S: 6	H: 1 LOB: 2 BB: 1 P: 9	R: 0 H: 0 E: 0 K: 1 S: 5	H: 0 LOB: 0 BB: 0 P: 5	1B: 4 2B: 2 3B: 0 HR: 1	SF: 0 SAC: 0 DP: 1 HBP: 0	WP: 0 PA: 32 SB: 1 CS: 0
PITCHER Andy Messersmith, R ERA: 4.5 Bruce Dal Canton, R ERA: 1.35 (1, 1)	IP: 7.0 WLS: L BF: 29 H: 6 R: 3 ER: 3 SO: 7 BB: 4 IBB: 0 HBP: 0 BLK: 0 WP: 0 HR: 1 S: 39 P: 55 ERA: 3.86 WHIP: 1.429																

Atlanta Braves @ New York Mets
Shea Stadium, Flushing, NY
Wed Apr 28 1976, 3:33 AM EDT
Att: 7,602 - Unknown

AB 28
R 3
H 6
RBI 3
BB 4
SO 8
LOB 7



Batter	1	2	3	4	5	6	7	8	9	AB	R	H	RBI	BB	SO	LOB	TOP					
Rowland Office, L (1, 8) OBP: 0.254, SLG: 0.270	6-3		F8		F7			K		4	0	0	0	0	1	3						
Jerry Royster, R (1, 5) OBP: 0.242, SLG: 0.211 Ken Henderson, S (8, PH) OBP: 0.429, SLG: 0.579	6-3		F9			K			K	3	0	0	0	0	1	2						
Jimmy Wynn, R (1, 7) OBP: 0.375, SLG: 0.333	F4			1B		F4			1B	4	0	2	0	0	0	0						
Darrell Evans, L (1, 3) OBP: 0.380, SLG: 0.212		F7		K		K			F5	4	0	0	0	0	2	2						
Dave May, L (1, 9) OBP: 0.045, SLG: 0.182	1-3			K					K	4	0	0	0	0	2	2						
Lee Lacy, R (1, 4) OBP: 0.275, SLG: 0.292	6-3			6-3					K	3	0	0	0	0	1	1						
Biff Pocoroba, S (1, 2) OBP: 0.315, SLG: 0.353			6-3		F8				4-3	3	0	0	0	0	0	0						
Darrel Chaney, S (1, 6) OBP: 0.382, SLG: 0.304			1B	1B	SH1-4	1B		K		3	0	2	0	0	1	0						
Phil Niekro, R (1, 1) OBP: 0.154, SLG: 0.154 Terry Crowley, L (8, PH) Roger Moret, S (8, 1)			1-2	1B	SH1-4	1-2		1-3		1	0	1	0	0	0	0						
Inning Stats	R: 0 E: 0 K: 0 S: 3	H: 0 LOB: 0 BB: 0 P: 3	R: 0 E: 0 K: 0 S: 3	H: 0 LOB: 0 BB: 0 P: 3	R: 0 E: 0 K: 0 S: 5	H: 2 LOB: 2 BB: 0 P: 5	R: 0 E: 0 K: 2 S: 8	H: 1 LOB: 1 BB: 0 P: 8	R: 0 E: 0 K: 0 S: 4	H: 1 LOB: 1 BB: 0 P: 4	R: 0 E: 0 K: 1 S: 7	H: 0 LOB: 0 BB: 0 P: 7	R: 0 E: 0 K: 1 S: 5	H: 0 LOB: 0 BB: 0 P: 5	R: 0 E: 0 K: 2 S: 7	H: 0 LOB: 0 BB: 0 P: 7	R: 0 E: 0 K: 2 S: 8	H: 1 LOB: 1 BB: 0 P: 8	1B: 5 2B: 0 3B: 0 HR: 0	SF: 0 SAC: 1 DP: 0 HBP: 0	WP: 0 PB: 0 SB: 1 CS: 0	PA: 32
PITCHER Tom Seaver, R (1, 1) ERA: 1.89	IP: 9.0 WLS: W BF: 32 H: 5 R: 0 ER: 0 SO: 9 BB: 0 IBB: 0 HBP: 0 BLK: 0 WP: 0 HR: 0 S: 50 P: 50 ERA: 0.00 WHIP: 0.556															PITCHER						

Atlanta Braves @ New York Mets
Shea Stadium, Flushing, NY
Thu Apr 29 1976, 3:33 AM EDT
Att: 10,953 - Unknown

AB 31
R 0
H 5
RBI 0
BB 0
SO 9
LOB 10



Batter	1	2	3	4	5	6	7	8	9	AB	R	H	RBI	BB	SO	LOB	BOTTOM			
Bruce Boisclair, L (1, 9) OBP: 0.343, SLG: 0.364	4-3		CS			K	F2			3	0	0	0	1	1	0				
Felix Milan, R (1, 4) OBP: 0.420, SLG: 0.481			CS	K		1B				3	1	2	0	1	1	0				
Del Unser, L (1, 8) OBP: 0.320, SLG: 0.391						1B				3	1	1	0	1	0	2				
Ed Kranepool, L (1, 7) OBP: 0.300, SLG: 0.333	F5				F9	K			1B	4	0	1	0	0	1	4				
Dave Kingman, R (1, 3) OBP: 0.294, SLG: 0.613		K				BB	E		K	4	0	1	1	0	3	2				
Wayne Garrett, L (1, 5) OBP: 0.293, SLG: 0.275		F4			F9	E4		F9		4	0	0	0	0	0	2				
Jerry Grote, R (1, 2) OBP: 0.448, SLG: 0.360		P2			F6			2-3		3	0	0	0	1	0	1				
Bud Harrelson, S (1, 6) OBP: 0.443, SLG: 0.327			1-3			L5				2	0	0	0	1	0	3				
Tom Seaver, R (1, 1) OBP: 0.250, SLG: 0.143			L3		F8			K		3	0	0	0	0	1	1				
Inning Stats	R: 0 E: 0 K: 0 S: 4	H: 1 LOB: 1 BB: 0 P: 4	R: 0 E: 0 K: 1 S: 5	H: 0 LOB: 0 BB: 0 P: 5	R: 0 E: 0 K: 0 S: 2	H: 0 LOB: 0 BB: 1 P: 6	R: 0 E: 0 K: 2 S: 7	H: 0 LOB: 1 BB: 1 P: 11	R: 0 E: 0 K: 0 S: 3	H: 0 LOB: 1 BB: 1 P: 7	R: 2 E: 1 K: 2 S: 10	H: 2 LOB: 3 BB: 2 P: 18	R: 0 E: 0 K: 1 S: 6	H: 1 LOB: 1 BB: 0 P: 6	R: 0 E: 0 K: 1 S: 6	H: 1 LOB: 1 BB: 0 P: 6	1B: 5 2B: 0 3B: 0 HR: 0	SF: 0 SAC: 0 DP: 0 HBP: 0	WP: 0 PB: 0 SB: 0 CS: 1	PA: 35
PITCHER Phil Niekro, R (1, 1) ERA: 3.25 Roger Moret, L (8, 1) ERA: 4.32	IP: 7.0 WLS: L BF: 30 H: 4 R: 2 ER: 1 SO: 6 BB: 5 IBB: 0 HBP: 0 BLK: 0 WP: 0 HR: 0 S: 37 P: 57 ERA: 1.29 WHIP: 1.286															PITCHER				

Atlanta Braves @ New York Mets
Shea Stadium, Flushing, NY
Thu Apr 29 1976, 3:33 AM EDT
Att: 10,953 - Unknown

AB 29
R 2
H 5
RBI 1
BB 5
SO 7
LOB 15



Batter	1	2	3	4	5	6	7	8	9	AB	R	H	RBI	BB	SO	LOB	TOP			
Larry Milbourne, S (1,4) OBP: 0.382, SLG: 0.321										3	0	2	0	1	0	0	Houston Astros @ New York Mets Shea Stadium, Flushing, NY Fri Apr 30 1976, 7:05 PM EDT Att: 17,868 - Unknown			
Enos Cabell, R (1,5) OBP: 0.341, SLG: 0.402										4	0	1	0	0	0	2				
Cesar Cedeno, R (1,8) OBP: 0.356, SLG: 0.593										4	1	1	0	0	0	2				
Bob Watson, R (1,3) OBP: 0.393, SLG: 0.355										4	0	1	0	0	1	2				
Cliff Johnson, R (1,2) OBP: 0.309, SLG: 0.305										4	0	0	0	0	2	4				
Leon Roberts, R (1,7) OBP: 0.351, SLG: 0.485										3	0	1	0	1	1	0				
Greg Gross, L (1,9) OBP: 0.324, SLG: 0.339										3	0	0	0	0	0	2				
Roger Metzger, S (1,6) OBP: 0.311, SLG: 0.333										3	0	1	0	0	0	0				
Joe Niekro, R (1,1) OBP: 0.200, SLG: 0.222 (7, PH)										2	0	0	0	0	0	0				
Wilbur Howard, S (7, PH) OBP: 0.200, SLG: 0.173										1	0	0	0	0	0	1				
Mike Barlow, L (7, 1)										0	0	0	0	0	0	0				
Inning Stats	R: 0 E: 0 K: 2 S: 9	H: 2 LOB: 2 BB: 0 P: 9	R: 0 E: 0 K: 0 S: 3	H: 1 LOB: 0 BB: 0 P: 3	R: 0 E: 0 K: 0 S: 3	H: 0 LOB: 0 BB: 0 P: 3	R: 1 E: 0 K: 0 S: 4	H: 2 LOB: 1 BB: 1 P: 8	R: 0 E: 0 K: 1 S: 5	H: 0 LOB: 0 BB: 0 P: 5	R: 0 E: 1 K: 0 S: 4	H: 1 LOB: 1 BB: 0 P: 4	R: 0 E: 0 K: 0 S: 2	H: 0 LOB: 0 BB: 1 P: 6	R: 0 E: 0 K: 1 S: 5	H: 0 LOB: 0 BB: 0 P: 5	1B: 6 2B: 1 3B: 0 HR: 0	SF: 0 SAC: 0 DP: 3 HBP: 0	WP: 1 PB: 0 SB: 0 CS: 0	PA: 33
PITCHER Jon Matlack, L (1,1) ERA: 2.25	IP: 9.0 WLS: W BF: 33 H: 7 R: 1 ER: 1 SO: 4 BB: 2 IBB: 0 HBP: 0 BLK: 0 WP: 1 HR: 0 S: 39 P: 47 ERA: 1.00 WHIP: 1.000															PITCHER				

Batter	1	2	3	4	5	6	7	8	9	AB	R	H	RBI	BB	SO	LOB	BOTTOM			
Bruce Boisclair, L (1,9) OBP: 0.368, SLG: 0.389										3	1	2	0	0	0	1	Houston Astros @ New York Mets Shea Stadium, Flushing, NY Fri Apr 30 1976, 7:05 PM EDT Att: 17,868 - Unknown			
Felix Milan, R (1,4) OBP: 0.413, SLG: 0.469										4	1	1	0	0	0	4				
Del Unser, L (1,8) OBP: 0.316, SLG: 0.384										4	0	1	2	0	0	4				
Ed Kranepool, L (1,7) OBP: 0.284, SLG: 0.314										4	0	0	0	0	1	3				
Dave Kingman, R (1,3) OBP: 0.281, SLG: 0.583										4	0	0	0	0	1	2				
Wayne Garrett, L (1,5) OBP: 0.291, SLG: 0.264										3	0	0	0	1	0	1				
Jerry Grote, R (1,2) OBP: 0.468, SLG: 0.389										4	0	3	0	0	0	0				
Bud Harrelson, S (1,6) OBP: 0.432, SLG: 0.309										3	0	0	0	1	1	3				
Jon Matlack, L (1,1)										2	1	0	0	1	2	4				
Inning Stats	R: 2 E: 1 K: 1 S: 8	H: 2 LOB: 1 BB: 0 P: 8	R: 0 E: 0 K: 1 S: 7	H: 2 LOB: 3 BB: 1 P: 11	R: 0 E: 0 K: 0 S: 3	H: 0 LOB: 0 BB: 0 P: 3	R: 0 E: 0 K: 0 S: 4	H: 1 LOB: 1 BB: 0 P: 4	R: 0 E: 1 K: 0 S: 4	H: 0 LOB: 1 BB: 0 P: 4	R: 0 E: 0 K: 1 S: 5	H: 0 LOB: 0 BB: 0 P: 5	R: 1 E: 0 K: 0 S: 4	H: 1 LOB: 1 BB: 1 P: 8	R: 0 E: 0 K: 2 S: 8	H: 1 LOB: 2 BB: 1 P: 12	1B: 7 2B: 0 3B: 0 HR: 0	SF: 0 SAC: 2 DP: 0 HBP: 0	WP: 1 PB: 0 SB: 2 CS: 0	PA: 36
PITCHER Joe Niekro, R (1,1) ERA: 4.2	IP: 6.0 WLS: L BF: 26 H: 5 R: 2 ER: 2 SO: 2 BB: 1 IBB: 2 HBP: 0 BLK: 0 WP: 0 HR: 0 S: 31 P: 35 ERA: 1.50 WHIP: 1.000															PITCHER				
Mike Barlow, R (7, 1) ERA: 4.5	IP: 2.0 WLS: L BF: 10 H: 2 R: 1 ER: 1 SO: 2 BB: 2 IBB: 0 HBP: 0 BLK: 0 WP: 0 HR: 0 S: 12 P: 20 ERA: 4.50 WHIP: 2.000															PITCHER				

AB	31
R	1
H	7
RBI	0
BB	2
SO	4
LOB	13



AB	31
R	3
H	7
RBI	2
BB	3
SO	5
LOB	22




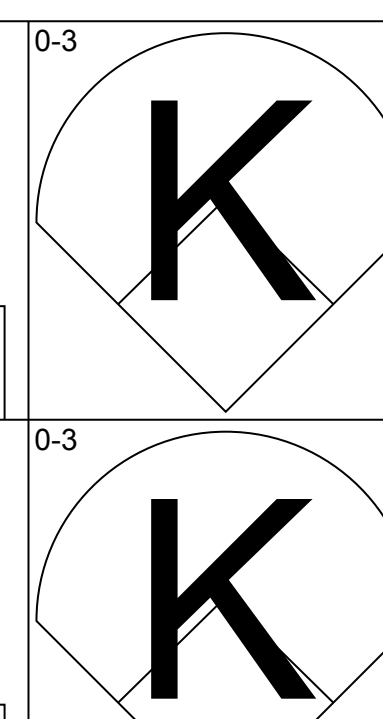
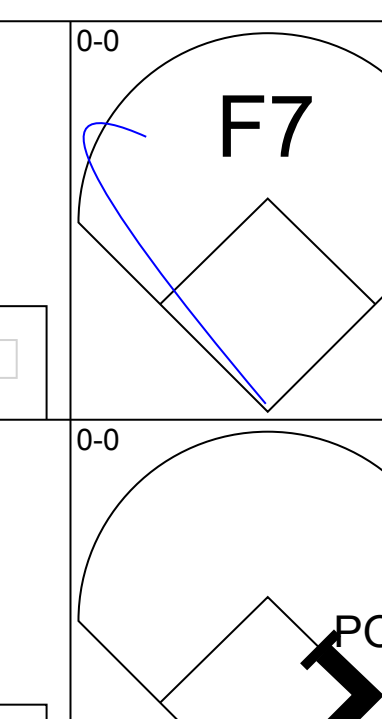
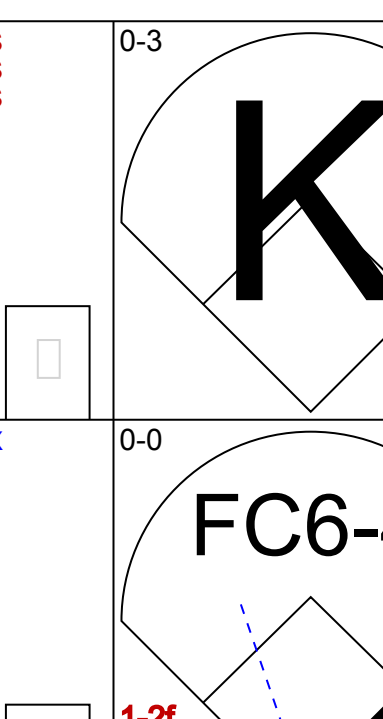
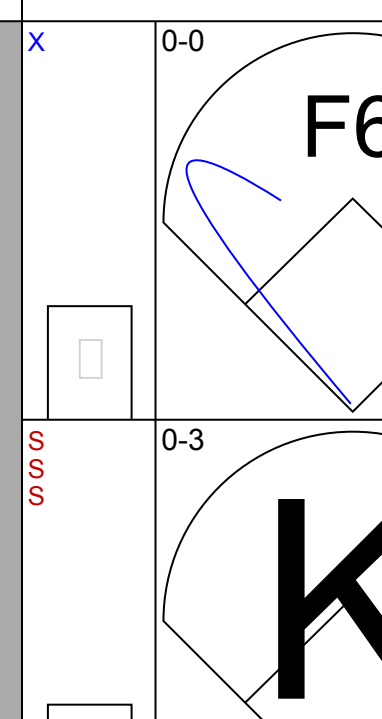
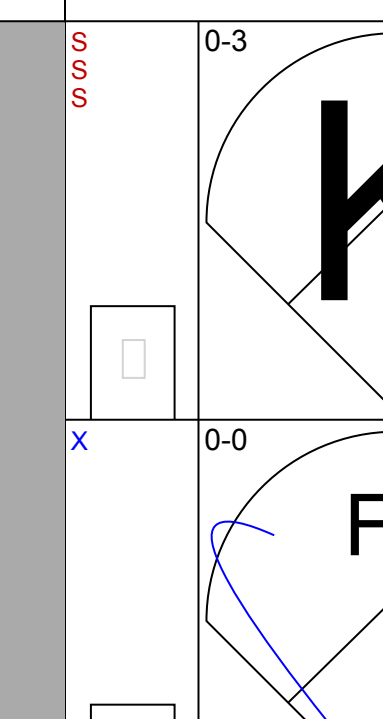

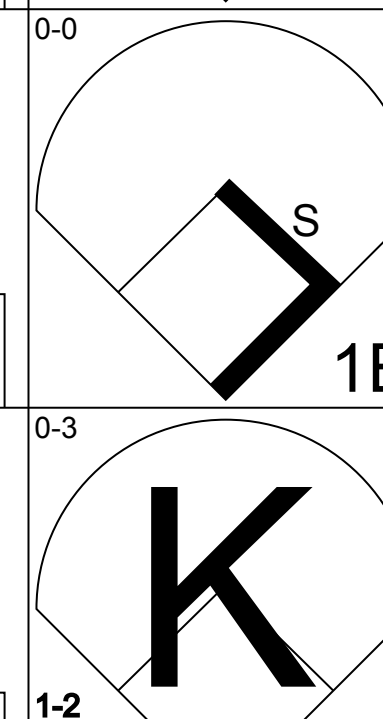
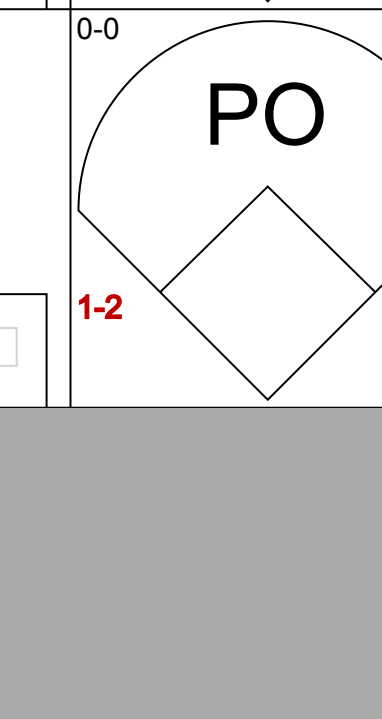


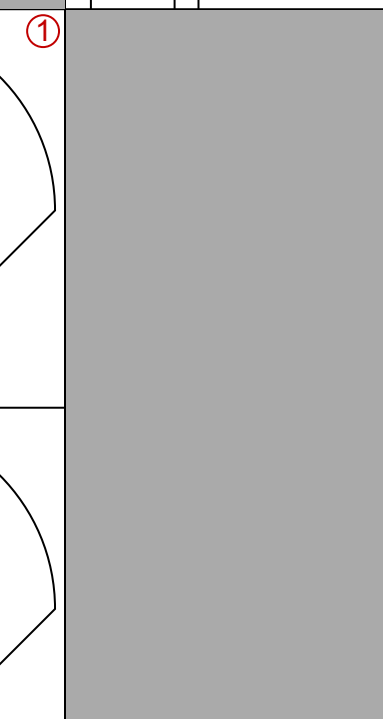


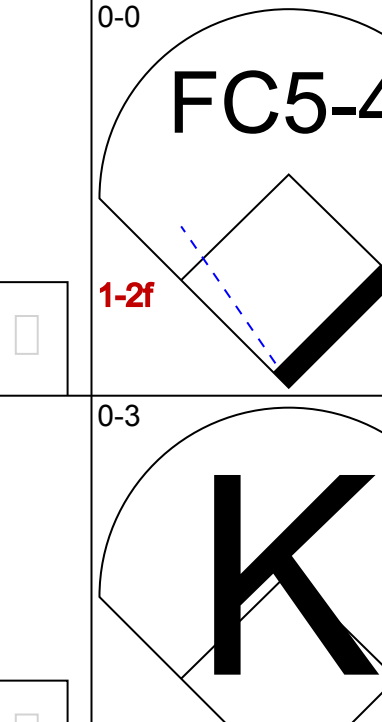
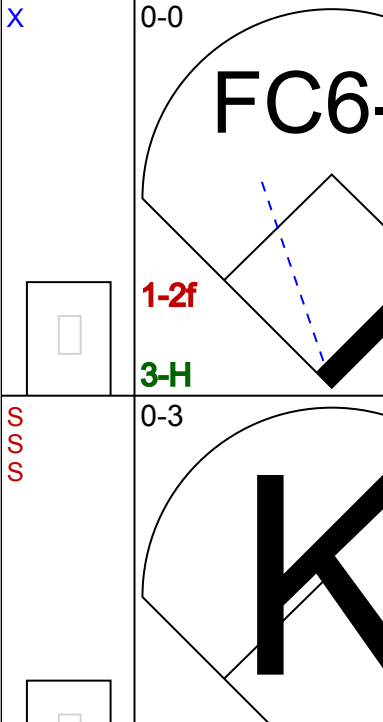
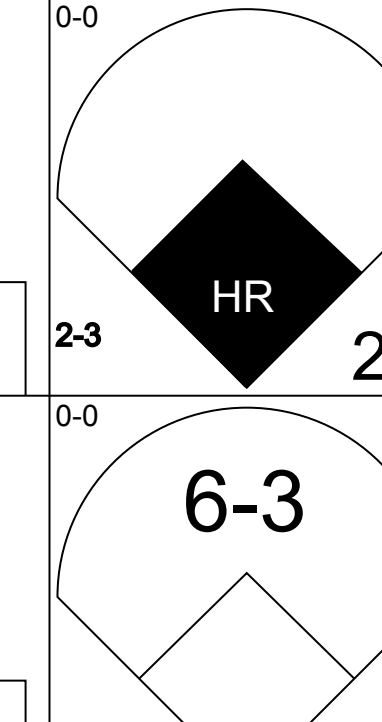


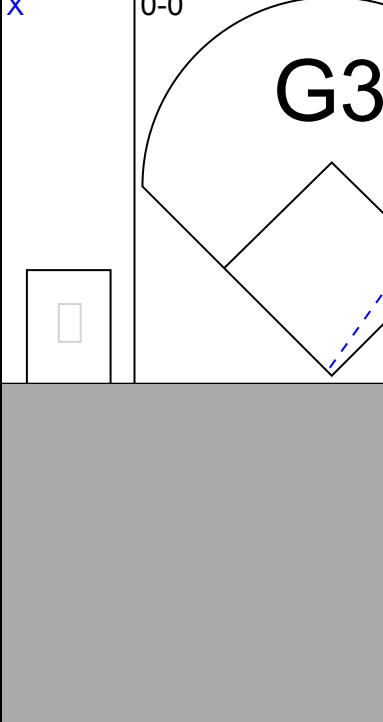
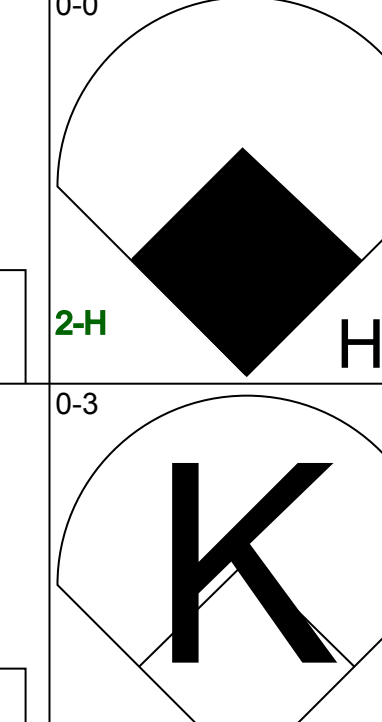
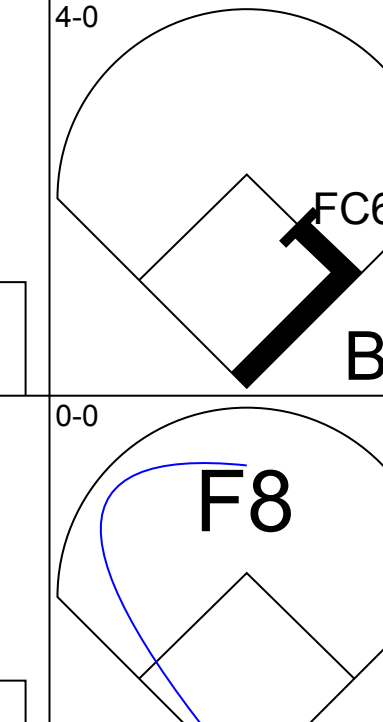

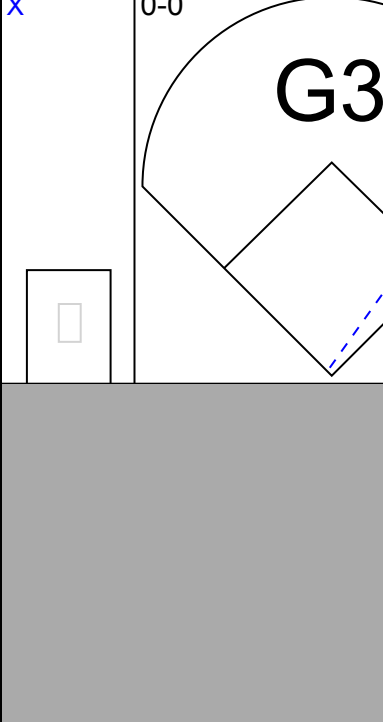
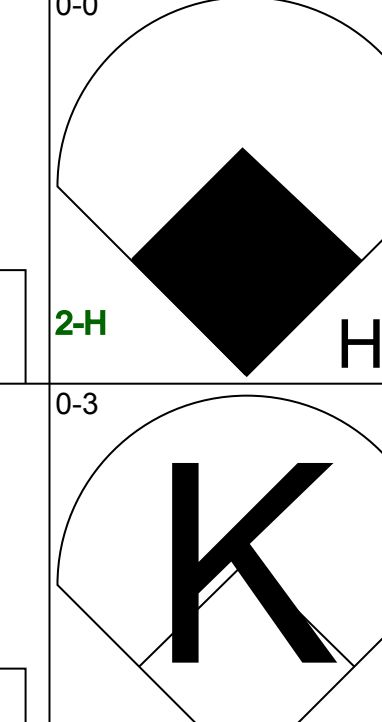
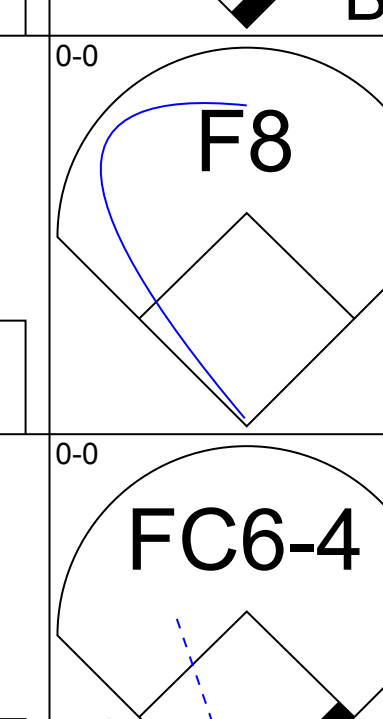


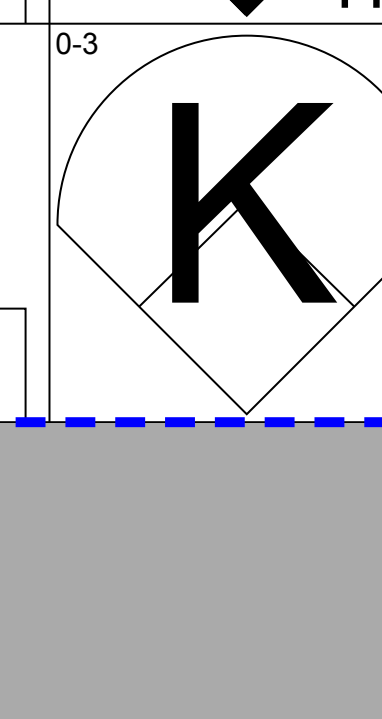
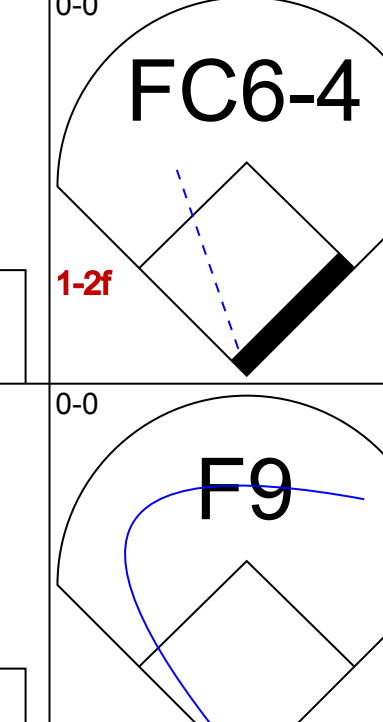
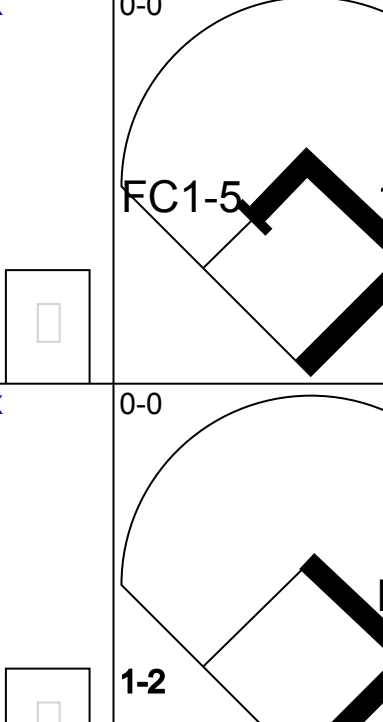
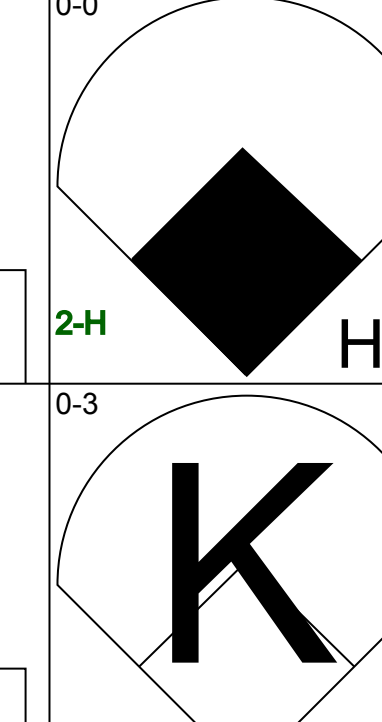
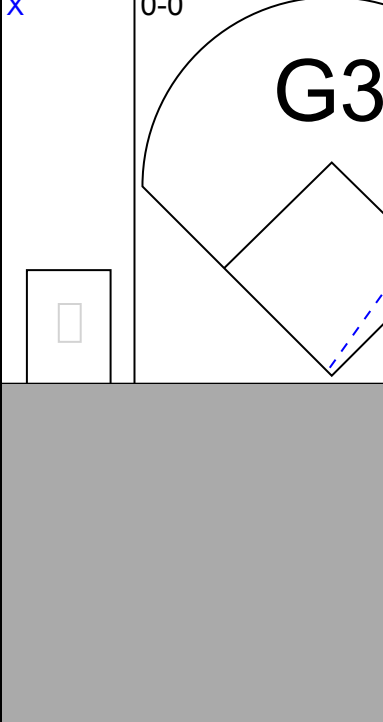
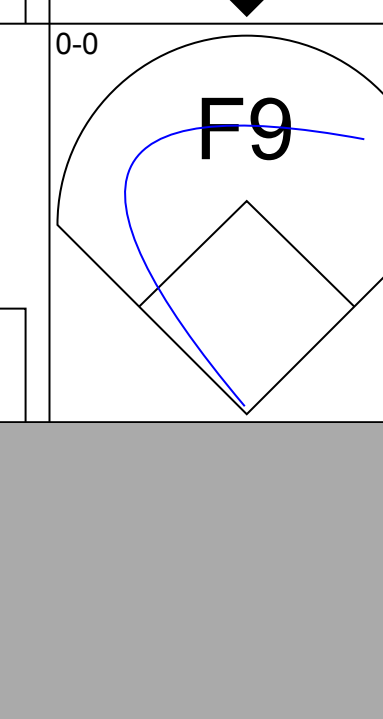
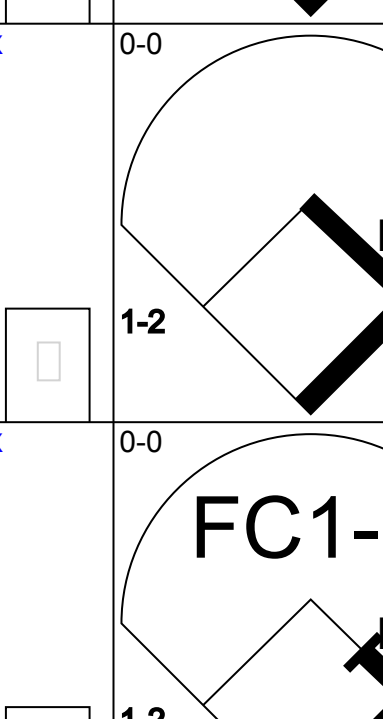
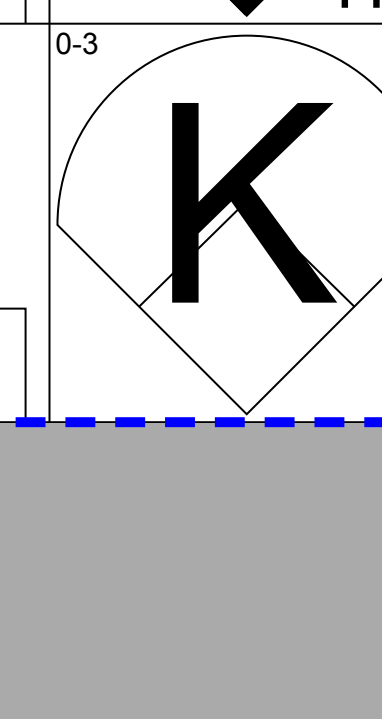
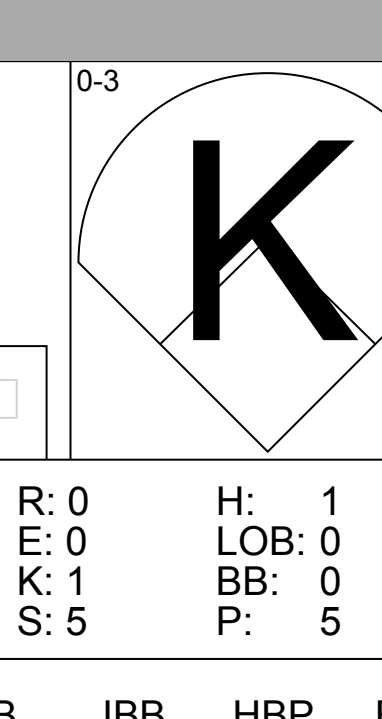
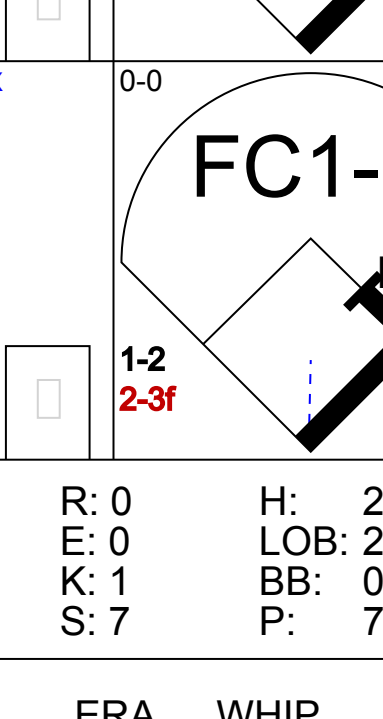
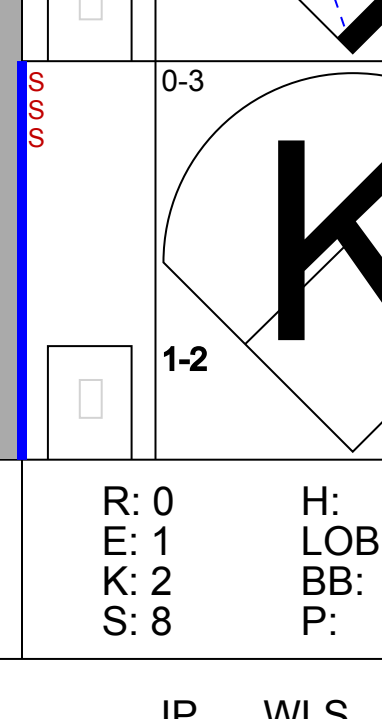
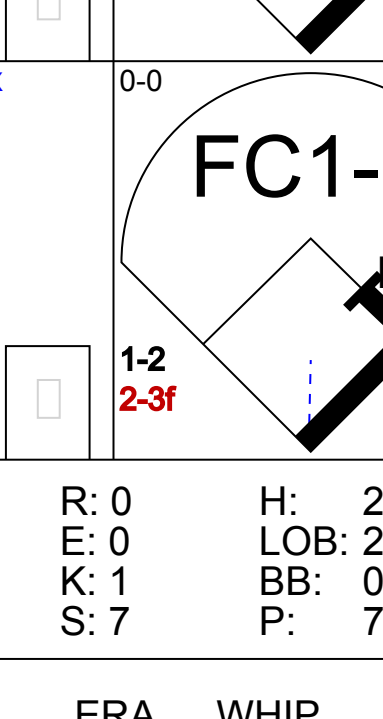
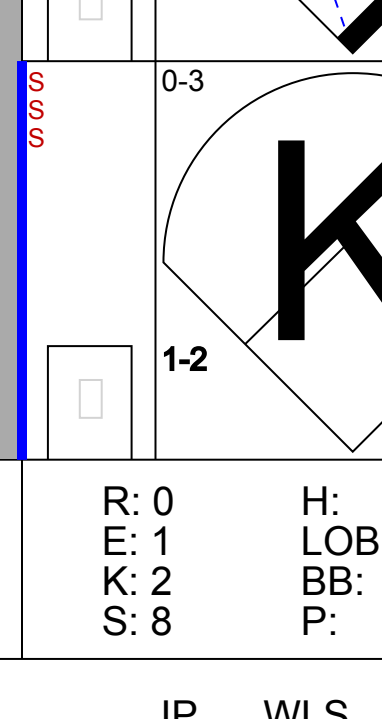
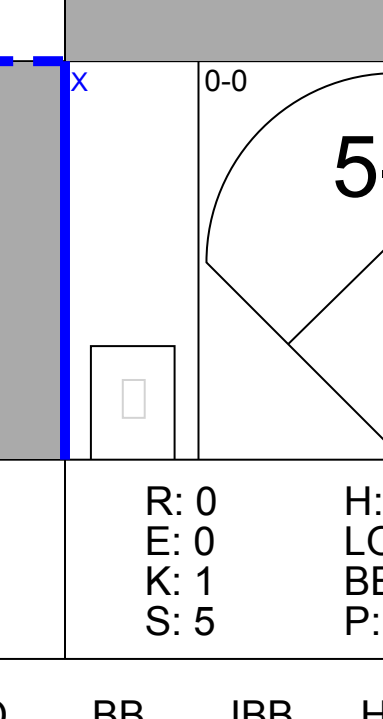
Batter	1	2	3	4	5	6	7	8	9	AB	R	H	RBI	BB	SO	LOB	TOP								
Larry Milbourne, S OBP: 0.383, SLG: 0.325	F6		K		2B		4-3		FC6-4	5	1	2	2	0	1	1	Houston Astros @ New York Mets Shea Stadium, Flushing, NY Sun May 02 1976, 3:33 AM EDT Unknown								
Enos Cabell, R OBP: 0.333, SLG: 0.402	K		F6		1B		5-3		FC6-4	5	1	1	2	0	1	2									
Cesar Cedeno, R OBP: 0.352, SLG: 0.576	6-3			5-3	1B		5-3			4	0	1	1	0	0	0									
Bob Watson, R OBP: 0.409, SLG: 0.367		4-3		G6-4-3	1B		6-3			3	0	2	0	1	0	0									
Cliff Johnson, R OBP: 0.292, SLG: 0.286	F9		G6-4-3	BB	1B		K			4	0	0	0	0	1	4									
Leon Roberts, R OBP: 0.366, SLG: 0.514	4-3				FC1-2	F8	6-3			4	0	2	0	0	0	1									
Greg Gross, L OBP: 0.333, SLG: 0.348	F6				FC1-2		6-3		F8	4	0	2	0	0	0	2									
Wilbur Howard, S OBP: 0.200, SLG: 0.173					FC1-2				F8	0	1	0	0	0	0	0									
Roger Metzger, S OBP: 0.312, SLG: 0.333					FC1-2	F8			SH1-3	3	1	1	0	0	0	3									
J.R. Richard, R			K		FC				F8	3	1	0	0	0	2	3									
Ken Boswell, L OBP: 0.286, SLG: 0.357					2B					1	0	0	0	0	0	2									
Larry Hardy, R										0	0	0	0	0	0	0									
Inning Stats	R: 0 E: 0 K: 1 S: 5	H: 0 LOB: 0 BB: 0 P: 5	R: 0 E: 0 K: 0 S: 4	H: 1 LOB: 1 BB: 0 P: 4	R: 0 E: 0 K: 2 S: 8	H: 1 LOB: 1 BB: 0 P: 8	R: 0 E: 0 K: 0 S: 2	H: 0 LOB: 0 BB: 1 P: 6	R: 4 E: 0 K: 0 S: 9	H: 6 LOB: 2 BB: 0 P: 9	R: 0 E: 0 K: 1 S: 6	H: 1 LOB: 1 BB: 0 P: 6	R: 0 E: 0 K: 0 S: 3	H: 0 LOB: 0 BB: 0 P: 3	R: 0 E: 0 K: 1 S: 5	H: 0 LOB: 0 BB: 0 P: 5	R: 1 E: 0 K: 0 S: 5	H: 2 LOB: 1 BB: 0 P: 5	1B: 9 2B: 2 3B: 0 HR: 0	SF: 0 SAC: 1 DP: 1 HBP: 0	WP: 0 PB: 0 SB: 0 CS: 0	PA: 38			
PITCHER	IP	WLS	BF	H	R	ER	SO	BB	IBB	HBP	BLK	WP	HR	S	P	ERA	WHIP								
Mickey Lolich, L ERA: 3.9	(1, 1)	4.2		22	8	4	4	3	1	0	0	0	0	27	31	7.71	1.929								
Bob Apodaca, R ERA: 1.96	(5, 1)	4.1	L	16	3	1	1	2	0	0	0	0	0	20	20	2.08	0.692								

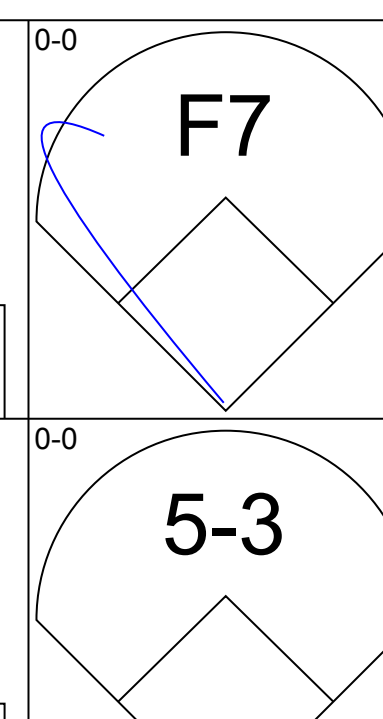
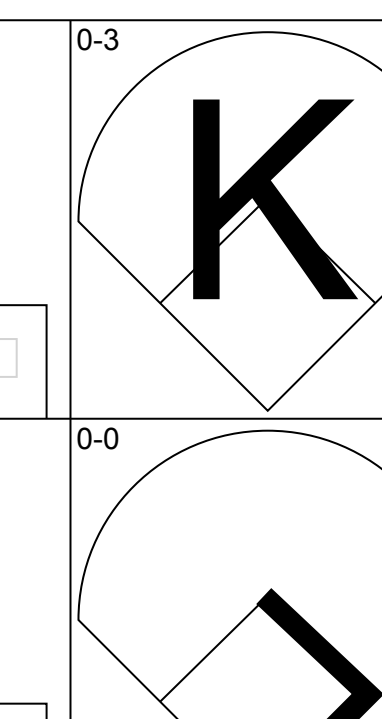
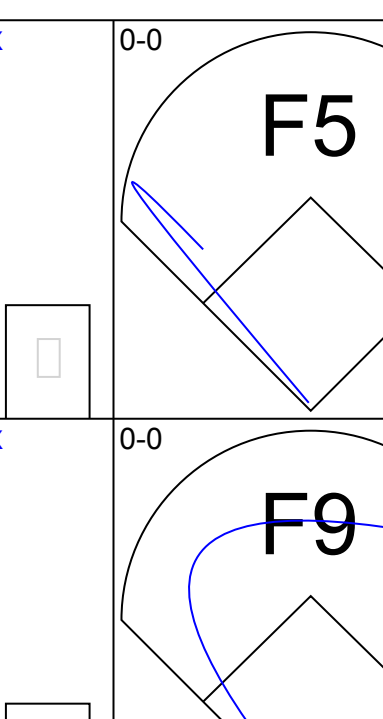
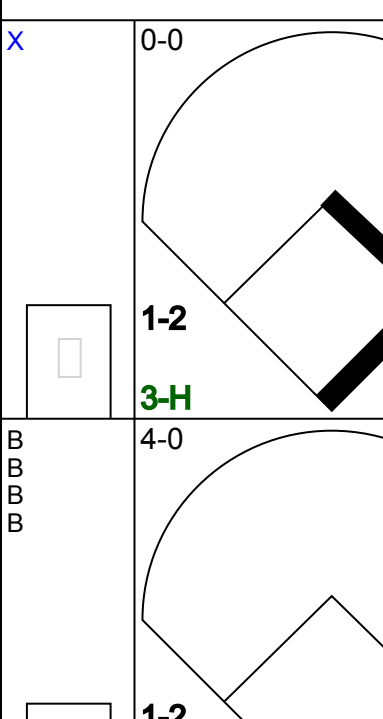
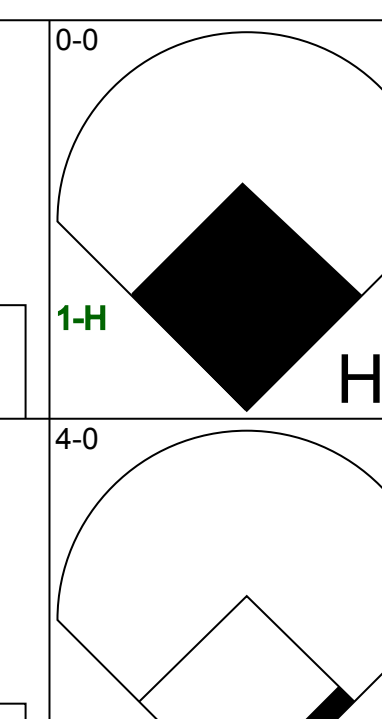

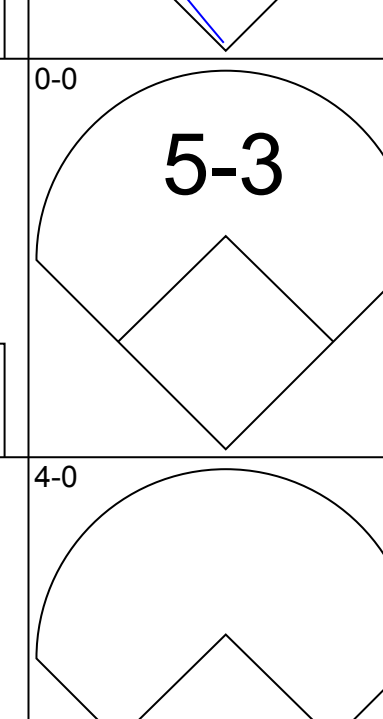
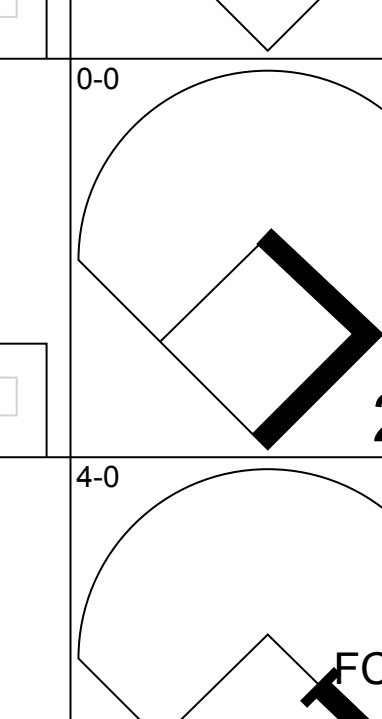
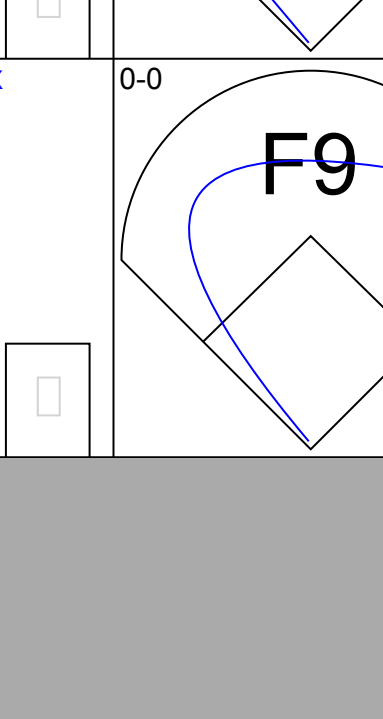
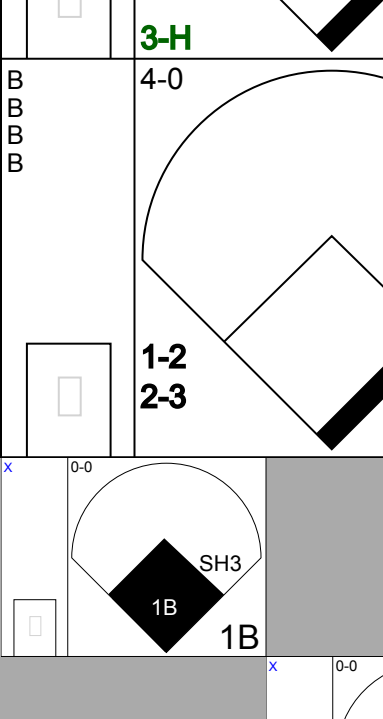
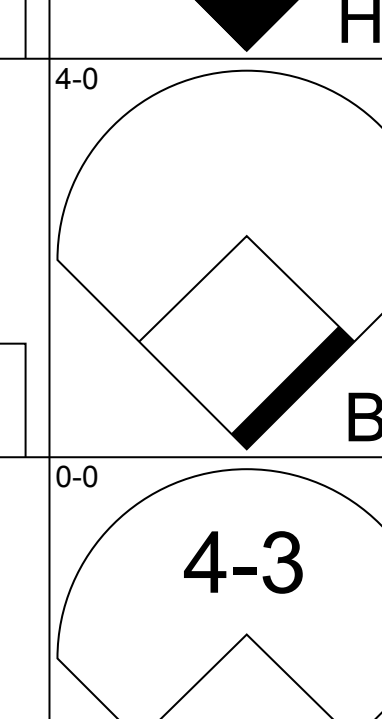
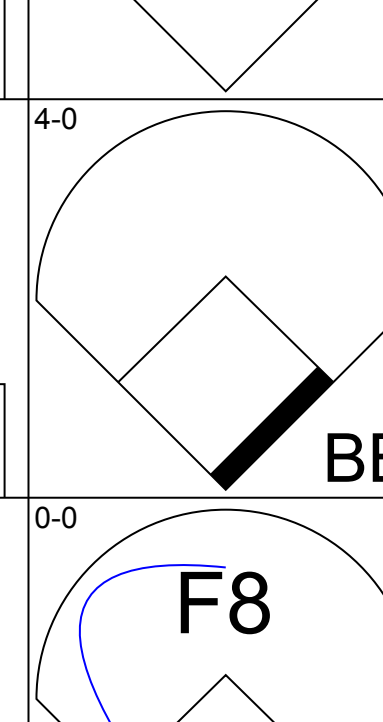
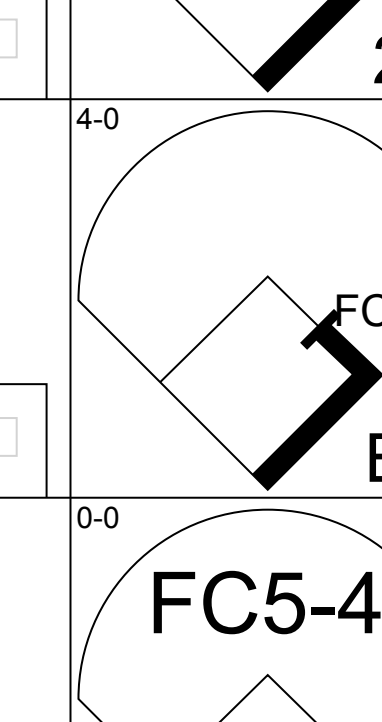
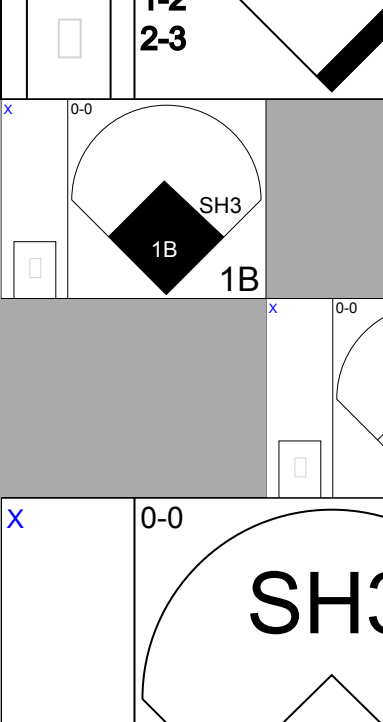
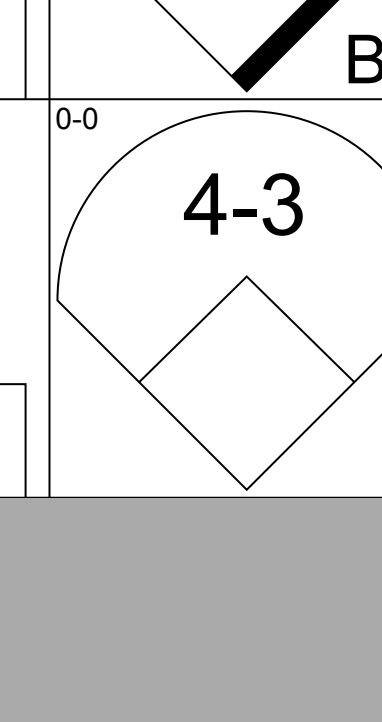
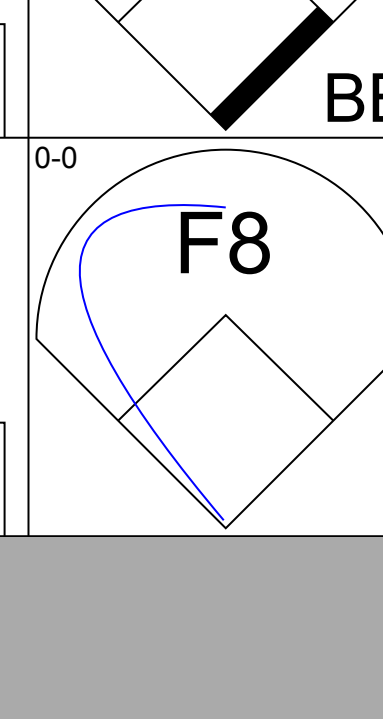
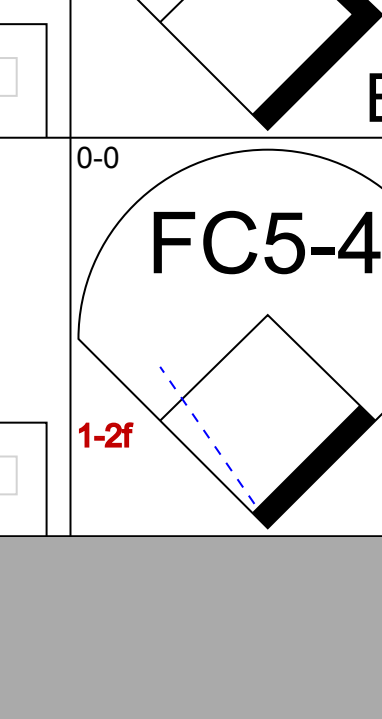
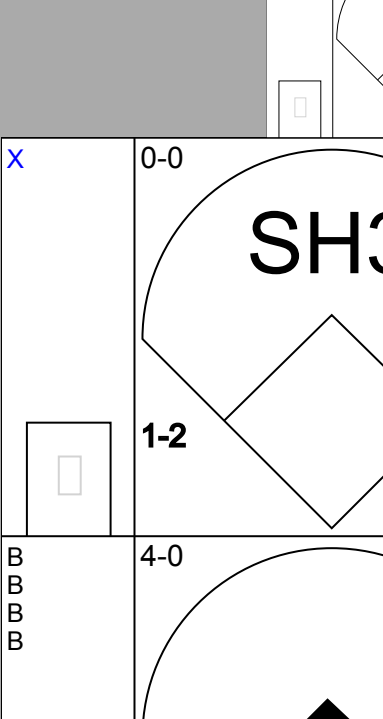

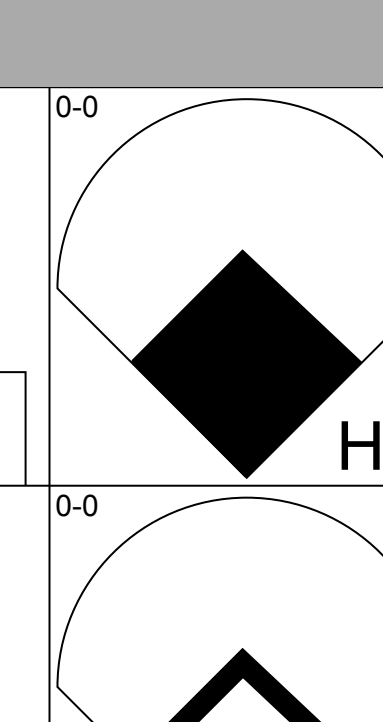
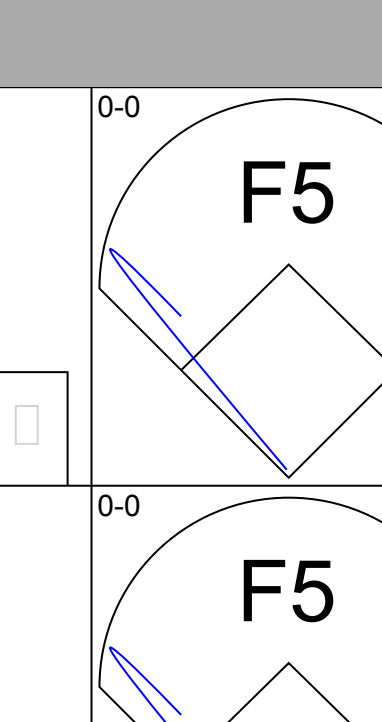
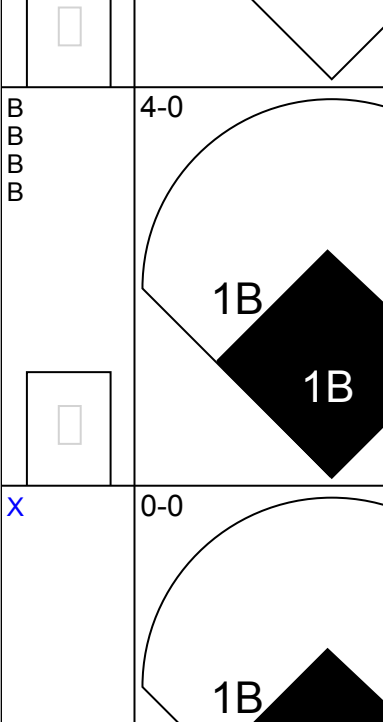

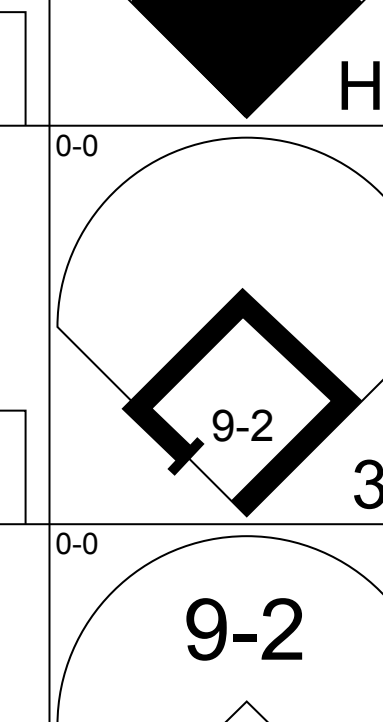
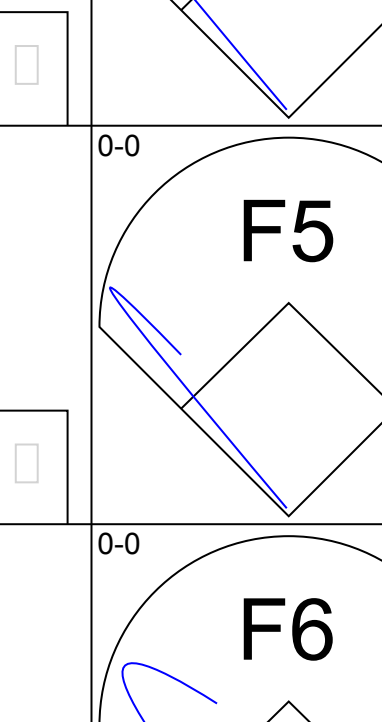
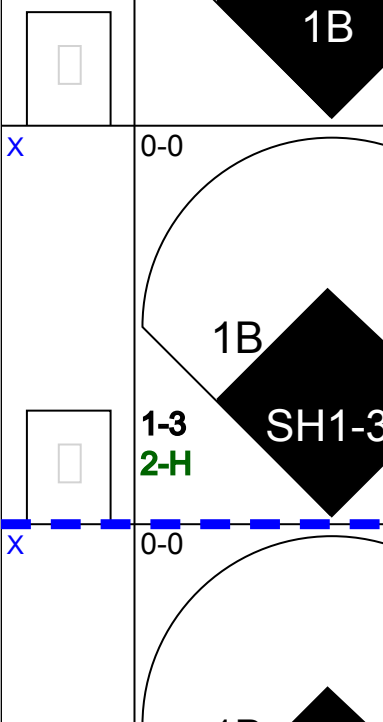

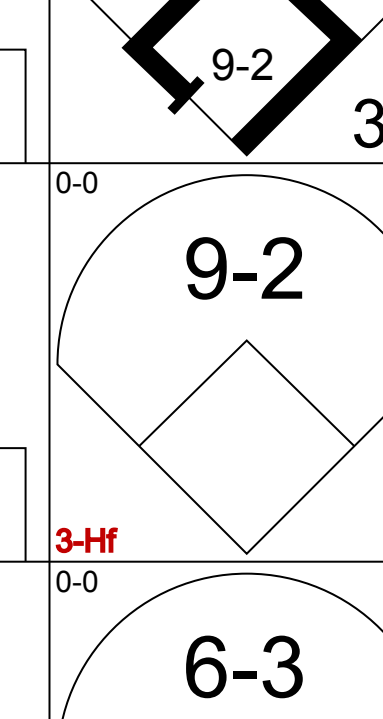
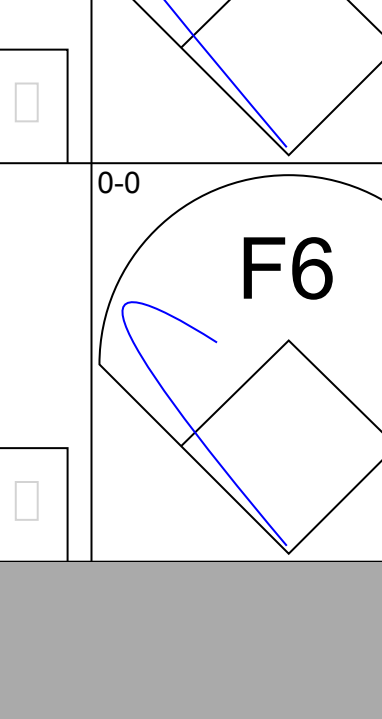
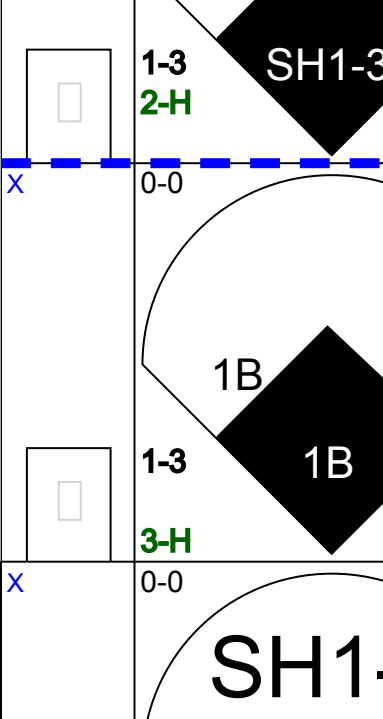
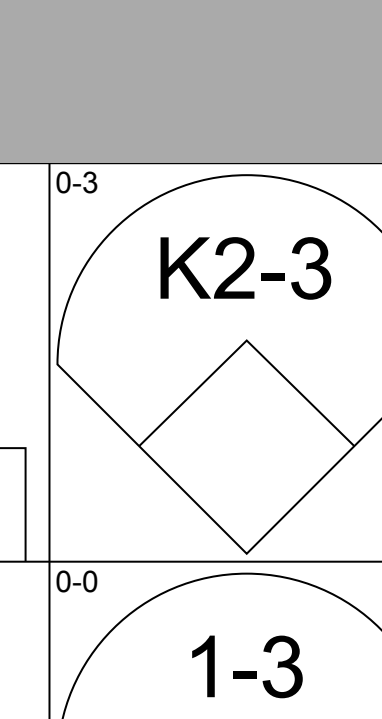
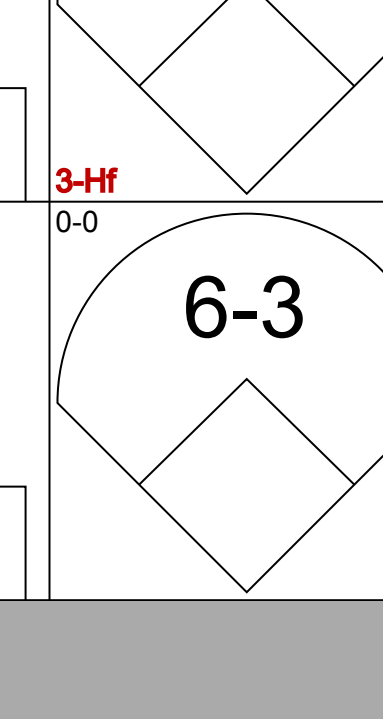
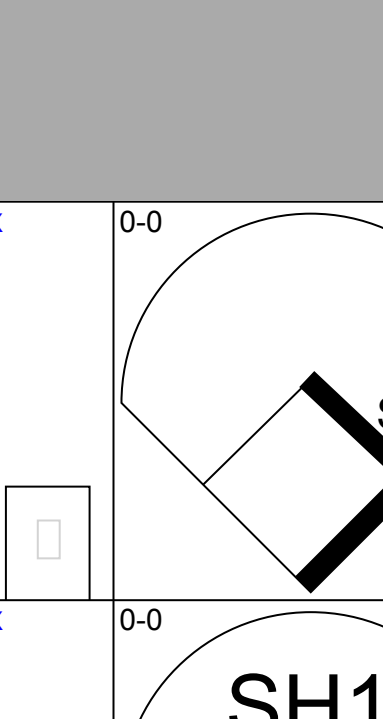
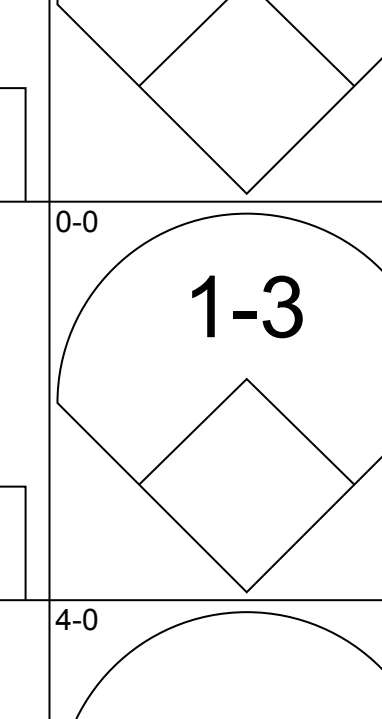
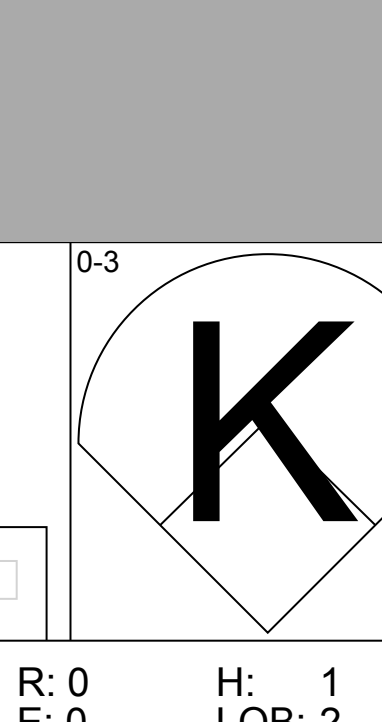
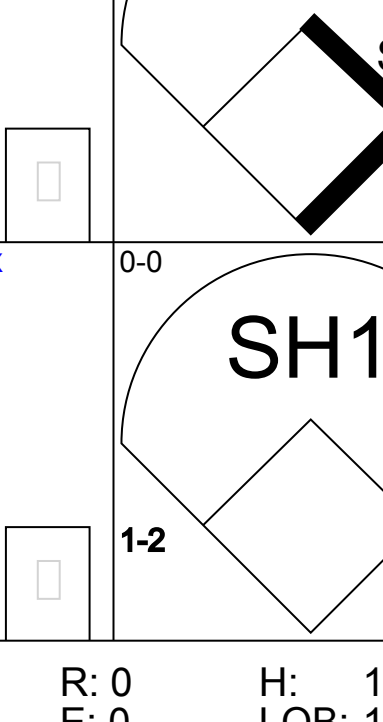
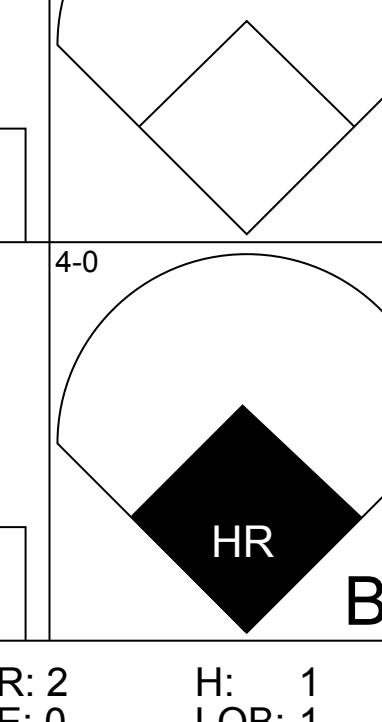
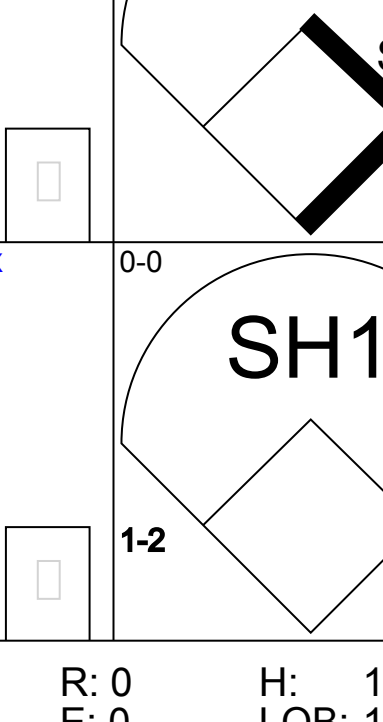
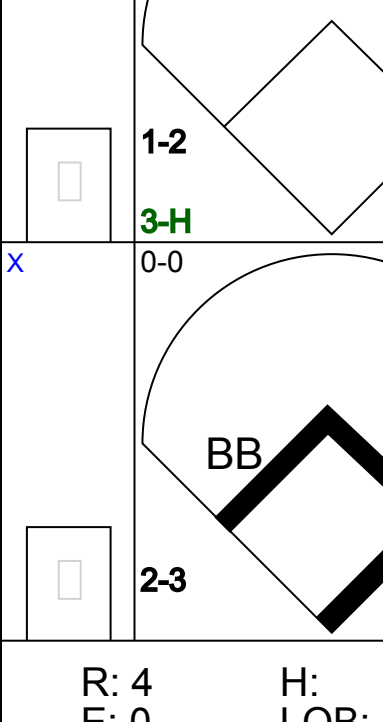
AB	36
R	5
H	11
RBI	5
BB	1
SO	5
LOB	18



Batter	1	2	3	4	5	6	7	8	9	AB	R	H	RBI	BB	SO	LOB	BOTTOM								
Bruce Boisclair, L OBP: 0.326, SLG: 0.341	4-3		F8		F8		F7		G1-6-3	5	0	0	0	0	0	3	Houston Astros @ New York Mets Shea Stadium, Flushing, NY Sun May 02 1976, 3:33 AM EDT Unknown								
Felix Milten, R OBP: 0.406, SLG: 0.459	5-3			F5	G1-6-3		5-3			4	0	1	0	0	0	1									
Del Unser, L OBP: 0.325, SLG: 0.373	6-3			1B	G1-6-3					2	1	0	0	2	0	2									
Ed Kranepool, L OBP: 0.308, SLG: 0.378		6-3		1B	1B					4	3	3	1	0	1	1									
Dave Kingman, R OBP: 0.269, SLG: 0.557	K			F3			K		F2	4	0	0	0	0	2	4									
Wayne Garrett, L OBP: 0.301, SLG: 0.267	6-3				1B		F5			3	0	1	1	1	0	1									
Ron Hodges, L OBP: 0.500, SLG: 0.429	E1				1B		F9		6-3	4	0	1	1	0	0	2									
Bud Harrelson, S OBP: 0.436, SLG: 0.322			F7		F5					4	0	2	0	0	0	2									
Mickey Lolich, S OBP: 0.250, SLG: 0.250										1	0	0	0	0	1	0									
Bob Apodaca, R OBP: 0.500, SLG: 0.750										1	0	1	0	0	0	0									
Joe Torre, R OBP: 0.357, SLG: 0.400					1B					1	0	0	0	0	1	1									
Inning Stats	R: 0 E: 0 K: 0 S: 3	H: 0 LOB: 0 BB: 0 P: 3	R: 1 E: 1 K: 1 S: 6	H: 1 LOB: 1 BB: 0 P: 6	R: 0 E: 0 K: 1 S: 5	H: 0 LOB: 0 BB: 0 P: 5	R: 2 E: 0 K: 0 S: 6	H: 3 LOB: 2 BB: 1 P: 10	R: 0 E: 0 K: 0 S: 4	H: 2 LOB: 1 BB: 0 P: 4	R: 1 E: 0 K: 1 S: 6	H: 1 LOB: 0 BB: 0 P: 6	R: 0 E: 0 K: 0 S: 4	H: 1 LOB: 1 BB: 0 P: 4	R: 0 E: 0 K: 1 S: 5	H: 0 LOB: 2 BB: 2 P: 13	R: 0 E: 0 K: 1 S: 5	H: 1 LOB: 0 BB: 0 P: 5	1B: 7 2B: 1 3B: 0 HR: 1	SF: 0 SAC: 1 DP: 2 HBP: 0	WP: 1 PB: 0 SB: 0 CS: 0	PA: 37			
PITCHER	IP	WLS	BF	H	R	ER	SO	BB	IBB	HBP	BLK	WP	HR	S	P	ERA	WHIP								
J.R. Richard, R ERA: 2.86	(1, 1)	8.0	W	34	8	4	3	4	2	1	0	0	0	39	51	3.38	1.250								
Larry Hardy, R ERA: 6.32	(9, 1)	1.0	S	3	1	0	0	1	0	0	0	0	0	5	5	0.00	1.000								



Batter	1	2	3	4	5	6	7	8	9	AB	R	H	RBI	BB	SO	LOB	TOP					
Larry Milbourne, S (1,4) OBP: 0.364, SLG: 0.307										5	0	0	0	0	3	3	<p>Houston Astros @ New York Mets Shea Stadium, Flushing, NY Sun May 02 1976, 3:38 AM EDT Att: 29,846 - Unknown</p> <p>livebaseballscores.com</p> <p>AB 37 R 4 H 11 RBI 4 BB 1 SO 11 LOB 19</p> 					
Enos Cabell, R (1,5) OBP: 0.327, SLG: 0.392										5	0	1	0	0	2	3						
Cesar Cedeno, R (1,8) OBP: 0.358, SLG: 0.573										4	1	2	0	0	0	0						
Bob Watson, R (1,3) OBP: 0.423, SLG: 0.398										4	1	3	0	0	1	1						
Leon Roberts, R (1,7) OBP: 0.378, SLG: 0.525										3	1	1	1	1	0	2						
Skip Jutze, R (1,2) OBP: 0.091, SLG: 0.048										4	0	0	1	0	2	4						
Greg Gross, L (1,9) OBP: 0.333, SLG: 0.348										3	0	1	0	0	0	2						
Cliff Johnson, R (6, PH) OBP: 0.301, SLG: 0.344										1	1	1	2	0	0	0						
Wilbur Howard, S (8,9) OBP: 0.200, SLG: 0.173										0	0	0	0	0	0	0						
Roger Metzger, S (1,6) OBP: 0.321, SLG: 0.342										4	0	2	0	0	1	1						
Gilberto Rondon, R (1,1)										2	0	0	0	0	1	2						
Mike Barlow, L (6,1)										0	0	0	0	0	0	0						
Art Howe, R (7, PH) OBP: 0.333, SLG: 0.400										1	0	0	0	0	1	1						
Tom Griffin, R (7,1)										0	0	0	0	0	0	0						
Jose Cruz, L (9, PH) OBP: 0.273, SLG: 0.214										1	0	0	0	0	0	0						
Inning Stats	R: 0 E: 0 K: 3 S: 10	H: 1 LOB: 1 BB: 0 P: 10	R: 0 E: 0 K: 0 S: 3	H: 0 LOB: 1 BB: 1 P: 7	R: 0 E: 0 K: 1 S: 5	H: 1 LOB: 0 BB: 0 P: 5	R: 0 E: 0 K: 1 S: 6	H: 1 LOB: 1 BB: 0 P: 6	R: 0 E: 0 K: 1 S: 7	H: 2 LOB: 2 BB: 0 P: 7	R: 1 E: 0 K: 1 S: 7	H: 2 LOB: 1 BB: 0 P: 7	R: 0 E: 1 K: 2 S: 8	H: 1 LOB: 1 BB: 0 P: 8	R: 3 E: 0 K: 1 S: 8	H: 3 LOB: 0 BB: 0 P: 8	R: 0 E: 0 K: 1 S: 5	H: 0 LOB: 0 BB: 0 P: 5	1B: 8 2B: 2 3B: 0 HR: 1	SF: 0 SAC: 0 DP: 0 HBP: 0	WP: 0 PB: 0 SB: 1 CS: 0	PA: 39
PITCHER	IP WLS BF H R ER SO BB IBB HBP BLK WP HR S P ERA WHIP																					
Jerry Koosman, L (1,1) ERA: 3.72	7.2 W 34 H 11 R 4 ER 4 SO 9 BB 1 IBB 0 HBP 0 BLK 0 WP 0 HR 1 S 51 P 55 ERA 4.70 WHIP 1.565																					
Skip Lockwood, R (8,1) ERA: 2.77	1.1 S 4 H 0 R 0 ER 0 SO 2 BB 0 IBB 0 HBP 0 BLK 0 WP 0 HR 0 S 8 P 8 ERA 0.00 WHIP 0.000																					

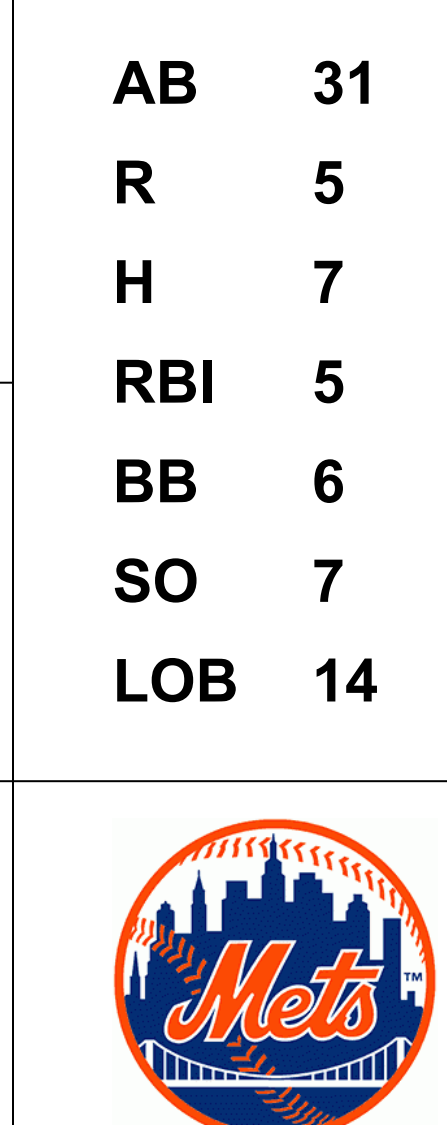
Batter	1	2	3	4	5	6	7	8	9	AB	R	H	RBI	BB	SO	LOB	BOTTOM					
Del Unser, L (1,8) OBP: 0.330, SLG: 0.413										5	1	2	3	0	1	1	<p>Houston Astros @ New York Mets Shea Stadium, Flushing, NY Sun May 02 1976, 3:38 AM EDT Att: 29,846 - Unknown</p> <p>livebaseballscores.com</p> <p>AB 30 R 7 H 10 RBI 7 BB 6 SO 3 LOB 10</p> 					
Felix Milan, R (1,4) OBP: 0.416, SLG: 0.466										3	0	1	0	2	0	1						
Ed Kranepool, L (1,7) OBP: 0.325, SLG: 0.377										3	1	1	0	2	0	4						
Joe Torre, R (1,3) OBP: 0.323, SLG: 0.357										3	0	0	0	0	0	3						
Wayne Garrett, L (1,5) OBP: 0.310, SLG: 0.308										3	2	1	1	1	0	0						
Dave Kingman, R (1,9) OBP: 0.278, SLG: 0.576										4	1	2	1	0	0	0						
Jerry Grote, R (1,2) OBP: 0.455, SLG: 0.379										4	1	1	1	0	1	1						
Bud Harrelson, S (1,6) OBP: 0.432, SLG: 0.323										3	0	1	1	0	0	0						
Jerry Koosman, R (1,1) OBP: 0.500, SLG: 0.625										2	0	1	0	0	1	0						
Skip Lockwood, R (8,1) OBP: 0.500, SLG: 0.333										0	1	0	0	1	0	0						
Inning Stats	R: 0 E: 0 K: 0 S: 3	H: 0 LOB: 1 BB: 1 P: 7	R: 1 E: 0 K: 0 S: 4	H: 2 LOB: 0 BB: 0 P: 4	R: 0 E: 0 K: 2 S: 8	H: 1 LOB: 2 BB: 1 P: 12	R: 0 E: 0 K: 0 S: 3	H: 0 LOB: 0 BB: 0 P: 3	R: 0 E: 0 K: 0 S: 4	H: 1 LOB: 1 BB: 0 P: 4	R: 4 E: 0 K: 0 S: 8	H: 5 LOB: 3 BB: 2 P: 16	R: 0 E: 0 K: 0 S: 3	H: 0 LOB: 0 BB: 0 P: 3	R: 2 E: 0 K: 1 S: 6	H: 1 LOB: 1 BB: 2 P: 14	R: 0 E: 0 K: 1 S: 5	H: 0 LOB: 0 BB: 0 P: 5	1B: 6 2B: 2 3B: 1 HR: 2	SF: 0 SAC: 3 DP: 1 HBP: 0	WP: 0 PB: 0 SB: 0 CS: 0	PA: 39
PITCHER	IP WLS BF H R ER SO BB IBB HBP BLK WP HR S P ERA WHIP																					
Gilberto Rondon, R (1,1) ERA: 8.71	5.1 L 24 H 6 R 4 ER 4 SO 2 BB 3 IBB 0 HBP 0 BLK 0 WP 0 HR 1 S 25 P 37 ERA 6.75 WHIP 1.688																					
Mike Barlow, R (6,1) ERA: 4.91	0.2 6 H 3 R 1 ER 1 SO 1 BB 0 IBB 0 HBP 0 BLK 0 WP 0 HR 5 S 9 ERA 13.50 WHIP 6.000																					
Tom Griffin, R (7,1) ERA: 6.0	2.0 9 H 1 R 2 ER 2 SO 2 BB 0 IBB 0 HBP 0 BLK 0 WP 1 HR 9 S 17 ERA 9.00 WHIP 1.500																					

Batter	1	2	3	4	5	6	7	8	9	AB	R	H	RBI	BB	SO	LOB	TOP										
Pete Rose, S OBP: 0.515, SLG: 0.591 (1, 5)										5	0	2	1	0	1	1	Cincinnati Reds @ New York Mets Shea Stadium, Flushing, NY Tue May 04 1976, 7:05 PM EDT Att: 18,528 - Unknown										
Ken Griffey, L OBP: 0.407, SLG: 0.513 (1, 9)										5	1	2	0	0	1	1											
Joe Morgan, L OBP: 0.482, SLG: 0.631 (1, 4)										2	1	1	0	3	0	0											
Dan Driessen, L OBP: 0.385, SLG: 0.421 (1, 3)										4	0	1	1	1	0	5											
Johnny Bench, R OBP: 0.410, SLG: 0.632 (1, 2)										5	0	1	0	0	3	6											
Mike Lum, L OBP: 0.361, SLG: 0.452 (1, 7)										5	0	1	1	0	1	4											
Cesar Geronimo, L OBP: 0.420, SLG: 0.500 (1, 8)										1	1	0	0	4	1	0											
Dave Concepcion, R OBP: 0.267, SLG: 0.253 (1, 6)										3	0	0	0	2	1	6											
Fred Norman, S Ed Aronowicz, R Paulo Sotomayor, R Jose Hernandez, R Pat Zachry, R Don Robinson, R Will McEnaney, L George Frazier, R Newly Estimated, R										0	0	0	0	0	0	0											
Inning Stats	R: 0 E: 0 K: 2 S: 7	H: 0 LOB: 0 BB: 0 P: 7	R: 0 E: 0 K: 1 S: 5	H: 0 LOB: 0 BB: 0 P: 5	R: 1 E: 0 K: 0 S: 4	H: 2 LOB: 3 BB: 3 P: 16	R: 0 E: 1 K: 0 S: 4	H: 1 LOB: 2 BB: 1 P: 8	R: 1 E: 0 K: 1 S: 7	H: 2 LOB: 1 BB: 0 P: 7	R: 0 E: 0 K: 2 S: 8	H: 1 LOB: 3 BB: 2 P: 16	R: 0 E: 0 K: 2 S: 7	H: 0 LOB: 1 BB: 1 P: 11	R: 0 E: 0 K: 2 S: 8	H: 0 LOB: 1 BB: 2 P: 16	R: 0 E: 0 K: 2 S: 7	H: 0 LOB: 1 BB: 1 P: 11	R: 1 E: 0 K: 0 S: 5	H: 2 LOB: 3 BB: 2 P: 13	1B: 6 2B: 2 3B: 0 HR: 0	SF: 0 SAC: 1 DP: 0 HBP: 0	WP: 1 PB: 0 SB: 1 CS: 0	PA: 44			
PITCHER	IP	WLS	BF	H	R	ER	SO	BB	IBB	HBP	BLK	WP	HR	S	P	ERA	WHIP										
Tom Seaver, R ERA: 2.03	6.1	W	31	6	2	2	6	6	1	0	0	1	0	36	64	2.84	1.895										
Skip Lockwood, R ERA: 2.87	7.1	S	13	2	1	1	4	3	0	0	0	0	0	18	30	3.38	1.875										

AB	33
R	3
H	8
RBI	3
BB	10
SO	10
LOB	27



Batter	1	2	3	4	5	6	7	8	9	AB	R	H	RBI	BB	SO	LOB	BOTTOM										
Del Unser, L OBP: 0.312, SLG: 0.388 (1, 8)										5	0	0	1	0	0	3	Cincinnati Reds @ New York Mets Shea Stadium, Flushing, NY Tue May 04 1976, 7:05 PM EDT Att: 18,528 - Unknown										
Felix Milten, R OBP: 0.418, SLG: 0.462 (1, 4)										3	1	1	0	1	0	2											
Joe Torre, R OBP: 0.314, SLG: 0.344 (1, 3)										4	1	1	0	0	1	2											
Dave Kingman, R OBP: 0.287, SLG: 0.600 (1, 9)										3	1	1	2	1	1	1											
Ed Kranepool, L OBP: 0.345, SLG: 0.400 (1, 7)										3	0	2	1	1	1	0											
Jerry Grote, R OBP: 0.443, SLG: 0.371 (1, 2)										4	1	1	0	0	0	4											
Wayne Garrett, L OBP: 0.308, SLG: 0.296 (1, 5)										3	1	0	0	1	1	1											
Bud Harrelson, S OBP: 0.424, SLG: 0.308 (1, 6)										3	0	0	0	1	2	1											
Tom Seaver, R OBP: 0.263, SLG: 0.125										2	0	0	1	1	1	0											
Skip Lockwood, R OBP: 0.600, SLG: 0.500 (7, 1)										1	0	1	0	0	0	0											
Inning Stats	R: 0 E: 0 K: 1 S: 5	H: 0 LOB: 1 BB: 1 P: 9	R: 2 E: 0 K: 0 S: 3	H: 0 LOB: 2 BB: 4 P: 19	R: 2 E: 0 K: 1 S: 8	H: 3 LOB: 1 BB: 0 P: 8	R: 0 E: 0 K: 1 S: 5	H: 0 LOB: 0 BB: 0 P: 5	R: 0 E: 0 K: 1 S: 6	H: 1 LOB: 1 BB: 0 P: 6	R: 0 E: 0 K: 2 S: 7	H: 0 LOB: 0 BB: 0 P: 7	R: 1 E: 0 K: 0 S: 5	H: 2 LOB: 1 BB: 1 P: 9	R: 0 E: 0 K: 1 S: 6	H: 1 LOB: 1 BB: 0 P: 6	R: 0 E: 0 K: 1 S: 6	H: 1 LOB: 1 BB: 0 P: 6	1B: 5 2B: 1 3B: 0 HR: 1	SF: 0 SAC: 0 DP: 0 HBP: 0	WP: 0 PB: 0 SB: 0 CS: 0	PA: 37					
PITCHER	IP	WLS	BF	H	R	ER	SO	BB	IBB	HBP	BLK	WP	HR	S	P	ERA	WHIP										
Fred Norman, L ERA: 4.5	2.0	L	11	0	2	2	1	0	0	0	0	0	0	8	8	18.00	3.000										
Pedro Borbon, R ERA: 5.84	3.1		6	3	2	2	1	0	0	0	0	0	1	8	8	18.00	3.000										
Pat Zachry, R ERA: 0.87	4.1		7	1	0	0	2	0	0	0	0	0	0	11	11	0.00	0.500										
Will McEnaney, L ERA: 9.72	6.1		9	2	1	1	2	1	0	0	0	0	0	12	16	4.50	1.500										
Rawly Eastwick, R ERA: 2.45	8.1		4	1	0	0	1	0	0	0	0	0	0	6	6	0.00	1.000										




Batter	1	2	3	4	5	6	7	8	9	10	11	AB	R	H	RBI	BB	SO	LOB	TOP						
Pete Rose, S OBP: 0.500, SLG: 0.570 (1, 5)	6-3 ①			4-3 ①		4-3 ①		E9 BLK 1B		4-3 ③		5	0	1	0	0	0	0							
Joe Morgan, L OBP: 0.478, SLG: 0.603 (1, 4)	K ②			P5		F5		S BB			S 1B BB	3	1	0	0	2	1	0							
Johnny Bench, R OBP: 0.398, SLG: 0.603 (1, 2)	K ③					5-3		K 1-2			F7 1-2	5	0	1	0	0	2	3							
Tony Perez, R OBP: 0.289, SLG: 0.306 (1, 3)		F7		F8				1-3			S 1B E IBB	4	1	0	0	1	0	3							
George Foster, R OBP: 0.366, SLG: 0.413 (9, 7)		K				F8 1B 1B		BB 1B		6-3	E 1-2 2-H 1B	5	0	3	1	0	1	0							
Bob Bailey, R OBP: 0.391, SLG: 0.545 Ken Griffey, L OBP: 0.414, SLG: 0.519 (9, 9)		K				FC6 1B		P6		F7	E9 1-3 2-H 1B	4	0	1	0	0	1	1							
Dave Concepcion, R OBP: 0.263, SLG: 0.241 (1, 6)				F9		F8		BB		6-3	F9	4	0	0	0	1	0	4							
Cesar Geronimo, L OBP: 0.419, SLG: 0.483 (1, 8)				K		K		K			CS 1B IBB	4	0	1	0	1	3	4							
Gary Nolan, R Ed Armbrister, R Rawly Eastwick, R OBP: 0.333, SLG: 0.333 OBP: 0.333, SLG: 0.333 (10, PH) (10, 1)				K		FC6 1-2r		K		K	5-3	3	0	0	0	0	2	2							
Inning Stats	R: 0 E: 0 K: 2 S: 7	H: 0 LOB: 0 BB: 0 P: 7	R: 0 E: 0 K: 2 S: 7	H: 0 LOB: 0 BB: 0 P: 7	R: 0 E: 0 K: 2 S: 7	H: 0 LOB: 0 BB: 0 P: 7	R: 0 E: 0 K: 1 S: 7	H: 1 LOB: 1 BB: 0 P: 4	R: 0 E: 0 K: 0 S: 3	H: 0 LOB: 0 BB: 0 P: 3	R: 0 E: 0 K: 1 S: 6	H: 1 LOB: 2 BB: 1 P: 10	R: 0 E: 0 K: 2 S: 8	H: 1 LOB: 2 BB: 1 P: 12	R: 0 E: 0 K: 0 S: 3	H: 0 LOB: 0 BB: 0 P: 3	R: 0 E: 0 K: 1 S: 5	H: 1 LOB: 0 BB: 0 P: 5	R: 2 E: 1 K: 0 S: 5	H: 2 LOB: 3 BB: 3 P: 17	1B: 8 2B: 0 3B: 0 HR: 0	SF: 0 SAC: 0 DP: 0 HBP: 0	WP: 0 PB: 0 SB: 2 CS: 1	PA: 45	
PITCHER	IP 9.2	WLS 36	BF 36	H 6	R 0	ER 0	SO 11	BB 2	IBB 0	HBP 0	BLK 1	WP 0	HR 0	S 56	P 64	ERA 0.00	WHIP 0.828								
Jon Matlack, L ERA: 1.77 Ken Sanders, R ERA: Tom Hall, L ERA: 5.79 Bob Apodaca, R ERA: 1.89 (1, 1) (10, 1) (11, 1) (11, 1)	0.1	1	0	0	0	0	0	0	0	0	0	0	0	1	1	0.00	0.000								
	0.1	L 5	2	2	2	0	1	1	0	0	0	0	0	3	11	54.00	9.000								
	0.2	3	0	0	0	0	0	1	0	0	0	0	0	2	6	0.00	0.000								

Cincinnati Reds @ New York Mets
 Shea Stadium, Flushing, NY
 Wed May 05 1976, 7:05 PM EDT
 Att: 19,121 - Unknown

livebaseballscores.com

AB 40
R 2
H 8
RBI 2
BB 5
SO 11
LOB 21



Batter	1	2	3	4	5	6	7	8	9	10	11	AB	R	H	RBI	BB	SO	LOB	BOTTOM						
Del Unser, L OBP: 0.309, SLG: 0.382 (1, 8)	G6-3 1B		1-6-3 ③			SH2-3 1-2		F3		F8		4	0	1	0	0	0	0							
Felix Millan, R OBP: 0.409, SLG: 0.448 (1, 4)	G6-3 1-2r			G4-6-3 1B		6-3		6-3			F3	5	0	1	0	0	0	2							
Ed Kranepool, L OBP: 0.326, SLG: 0.376 (1, 7)	F8			G4-6-3 1-2r				F8		K	4-3	5	0	0	0	0	1	1							
Dave Kingman, R OBP: 0.274, SLG: 0.570 (1, 9)		P6		P6				K		F7	5-3	5	0	0	0	0	1	0							
Wayne Garrett, L OBP: 0.326, SLG: 0.301 (1, 5)		5-3 BB				F8		1B 1B BB		1B		2	0	1	0	2	0	0							
Joe Torre, R OBP: 0.333, SLG: 0.361 (1, 3)		5-3				E4 G4-3		1B 1B BB		FC6-4 1B		4	0	2	0	0	0	1							
Jerry Grote, R OBP: 0.432, SLG: 0.364 (1, 2)		4-3				G4-3		1B 1-2 2-3 1B		FC6-4 1-2r		4	0	1	0	0	0	4							
Bud Harrelson, S OBP: 0.404, SLG: 0.290 (1, 6)				K2-3		K		F9		K		4	0	0	0	0	3	3							
Jon Matlack, L Ken Sanders, R Ron Hodges, L Tom Hall, L Bob Apodaca, R OBP: 0.198, SLG: 0.071 OBP: 0.480, SLG: 0.409 (11, 1) (11, 1) (11, 1)				F8		SH2-3 1B		K2-3		K		3	0	1	0	0	1	0							
Inning Stats	R: 0 E: 0 K: 0 S: 3	H: 1 LOB: 0 BB: 0 P: 3	R: 0 E: 0 K: 0 S: 3	H: 0 LOB: 1 BB: 1 P: 7	R: 0 E: 0 K: 1 S: 5	H: 0 LOB: 0 BB: 0 P: 5	R: 0 E: 0 K: 0 S: 3	H: 1 LOB: 0 BB: 0 P: 3	R: 0 E: 0 K: 1 S: 6	H: 2 LOB: 3 BB: 1 P: 11	R: 0 E: 0 K: 1 S: 5	H: 0 LOB: 0 BB: 0 P: 5	R: 0 E: 0 K: 1 S: 7	H: 2 LOB: 2 BB: 0 P: 7	R: 0 E: 0 K: 2 S: 7	H: 0 LOB: 0 BB: 0 P: 7	R: 0 E: 0 K: 0 S: 3	H: 0 LOB: 0 BB: 0 P: 3	1B: 7 2B: 0 3B: 0 HR: 0	SF: 0 SAC: 1 DP: 3 HBP: 0	WP: 0 PB: 0 SB: 0 CS: 0	PA: 40			
PITCHER	IP 9.0	WLS 6	BF 34	H 7	R 0	ER 0	SO 5	BB 2	IBB 0	HBP 0	BLK 0	WP 0	HR 0	S 42	P 50	ERA 0.00	WHIP 1.000								
Gary Nolan, R Rawly Eastwick, R ERA: 2.61 ERA: 2.21 (1, 1) (10, 1)	2.0	W 6	0	0	0	2	0	0	0	0	0	0	0	10	10	0.00	0.000								

Cincinnati Reds @ New York Mets
 Shea Stadium, Flushing, NY
 Wed May 05 1976, 7:05 PM EDT
 Att: 19,121 - Unknown

livebaseballscores.com

AB 37
R 0
H 7
RBI 0
BB 2
SO 7
LOB 11



Batter	1	2	3	4	5	6	7	8	9	AB	R	H	RBI	BB	SO	LOB	TOP								
Pete Rose, S OBP: 0.491, SLG: 0.557 (1, 5)	L6		FC6 E 1B		4-3		F8			4	0	1	1	0	0	0	Cincinnati Reds @ New York Mets Shea Stadium, Flushing, NY Thu May 06 1976, 3:33 AM EDT Att: 11,205 - Unknown livebaseballscorecards.com								
Ken Griffey, L OBP: 0.396, SLG: 0.494 (1, 9)	F7		FC FC6 1-2 1B		F8		F6			4	0	0	0	0	0	1									
Joe Morgan, L OBP: 0.489, SLG: 0.648 (1, 4)	CS BB		FC6 S 1-2 2-3 1B			HR		BLK 1B		3	1	2	1	1	0	2									
Tony Perez, R OBP: 0.287, SLG: 0.293 (8, PR)	CS	P3	6-3			K		1B BB		3	0	0	0	1	1	2									
Ed Ambrister, R OBP: 0.333, SLG: 0.333 (8, 7)	CS									0	0	0	0	0	0	0									
Johnny Bench, R OBP: 0.380, SLG: 0.571 (1, 2)					5-3		F6		K	4	0	0	0	0	2	2									
George Foster, R OBP: 0.372, SLG: 0.418 (8, 3)					F3			F8		4	0	2	0	0	0	2									
Cesar Geronimo, L OBP: 0.410, SLG: 0.469 (1, 8)									K	4	0	1	0	0	2	2									
Dave Concepcion, R OBP: 0.265, SLG: 0.267 (9, PH)					L6		P4		F5	3	1	1	0	0	0	1									
Mike Lum, L OBP: 0.351, SLG: 0.438 (9, PH)										1	0	0	0	0	0	0									
Don Gullett, R OBP: 0.091, SLG: 0.091 (1, 1)					5-3		4-3		F5	3	0	0	0	0	1	1									
Dan Driessen, L OBP: 0.370, SLG: 0.400 (9, PH)										1	0	0	0	0	0	0									
Inning Stats	R: 0 E: 0 K: 0 S: 2	H: 0 LOB: 0 BB: 1 P: 6	R: 0 E: 0 K: 2 S: 8	H: 1 LOB: 1 BB: 0 P: 8	R: 1 E: 1 K: 0 S: 6	H: 2 LOB: 2 BB: 0 P: 6	R: 0 E: 0 K: 0 S: 4	H: 1 LOB: 1 BB: 0 P: 4	R: 0 E: 0 K: 1 S: 5	H: 0 LOB: 0 BB: 0 P: 5	R: 1 E: 0 K: 1 S: 7	H: 2 LOB: 1 BB: 0 P: 7	R: 0 E: 0 K: 0 S: 3	H: 0 LOB: 0 BB: 0 P: 3	R: 0 E: 0 K: 1 S: 6	H: 1 LOB: 2 BB: 1 P: 10	R: 0 E: 0 K: 1 S: 5	H: 0 LOB: 0 BB: 0 P: 5	1B: 5 2B: 0 3B: 1 HR: 1	SF: 0 SAC: 0 DP: 0 HBP: 0	WP: 0 PB: 0 SB: 1 CS: 1	PA: 37			
PITCHER	IP	WLS	BF	H	R	ER	SO	BB	IBB	HBP	BLK	WP	HR	S	P	ERA	WHIP								
Craig Swan, R ERA: 3.08 (1, 1)	7.1	W	31	7	2	2	4	2	0	0	1	0	1	37	45	2.46	1.227								
Skip Lockwood, R ERA: 2.6 (8, 1)	1.2	S	5	0	0	0	2	0	0	0	0	0	0	9	9	0.00	0.000								

Batter	1	2	3	4	5	6	7	8	9	AB	R	H	RBI	BB	SO	LOB	BOTTOM								
Wayne Garrett, L OBP: 0.333, SLG: 0.294 (1, 5)	E WP 1B BB	F8			4-3		FC6 BB			2	1	0	0	2	0	0	Cincinnati Reds @ New York Mets Shea Stadium, Flushing, NY Thu May 06 1976, 3:33 AM EDT Att: 11,205 - Unknown livebaseballscorecards.com								
Felix Milten, R OBP: 0.395, SLG: 0.430 (1, 4)	FC6 1B 2B		F8		5-3		FC6 1-2			4	1	0	0	0	0	3									
Joe Torre, R OBP: 0.349, SLG: 0.450 (1, 3)	F2		FC6-4 1B		F7			HR		4	1	2	1	0	0	2									
Dave Kingman, R OBP: 0.273, SLG: 0.558 (1, 9)	2B 1B		K		5-3		F8			4	1	1	1	0	1	1									
Jerry Grote, R OBP: 0.423, SLG: 0.357 (1, 2)	F9		FC6-4 1-2		F7			1B		4	0	1	0	0	0	3									
Ed Kranepool, L OBP: 0.323, SLG: 0.382 (1, 7)					P3		F8		K	4	0	1	2	0	1	1									
Del Unser, L OBP: 0.317, SLG: 0.409 (1, 8)	F7								F7	4	0	2	0	0	0	2									
Bud Harrelson, S OBP: 0.391, SLG: 0.278 (1, 6)					F7		FC3-5 SH1-4 2-3			3	0	0	0	0	0	2									
Craig Swan, R (1, 1)										2	0	0	0	0	2	1									
Skip Lockwood, R OBP: 0.600, SLG: 0.500 (8, 1)					K		SH1-4 1-2			0	0	0	0	0	0	0									
Inning Stats	R: 3 E: 1 K: 0 S: 6	H: 2 LOB: 1 BB: 1 P: 10	R: 0 E: 0 K: 1 S: 5	H: 0 LOB: 0 BB: 0 P: 5	R: 0 E: 0 K: 1 S: 6	H: 1 LOB: 1 BB: 0 P: 6	R: 0 E: 0 K: 1 S: 6	H: 1 LOB: 1 BB: 0 P: 6	R: 0 E: 0 K: 0 S: 3	H: 0 LOB: 0 BB: 0 P: 3	R: 0 E: 0 K: 0 S: 3	H: 0 LOB: 0 BB: 0 P: 3	R: 0 E: 0 K: 0 S: 4	H: 1 LOB: 2 BB: 1 P: 8	R: 1 E: 0 K: 1 S: 7	H: 2 LOB: 1 BB: 0 P: 7	1B: 3 2B: 3 3B: 0 HR: 1	SF: 0 SAC: 1 DP: 0 HBP: 0	WP: 1 PB: 0 SB: 0 CS: 0	PA: 34					
PITCHER	IP	WLS	BF	H	R	ER	SO	BB	IBB	HBP	BLK	WP	HR	S	P	ERA	WHIP								
Don Gullett, L ERA: 0.78 (1, 1)	8.0	L	34	7	4	1	4	2	0	0	0	1	1	40	48	1.12	1.125								

Batter	1	2	3	4	5	6	7	8	9	AB	R	H	RBI	BB	SO	LOB	TOP		
Jerry Turner L (1,7) OBP: 0.404, SLG: 0.553	0-0 4-3		0-3 K		0-0 E5		0-0 6-3		0-0 6-3	5	0	0	0	0	1	4			
Tito Fuentes S (1,4) OBP: 0.333, SLG: 0.362	0-0 F8		0-0 F2		0-0 FC4-6		0-0 5-3			4	0	0	0	0	0	3			
Willie Davis L (1,8) OBP: 0.323, SLG: 0.448	0-0 1B			0-0 L4		0-0 1B		0-3 K		4	1	2	0	0	1	0			
Willie McCovey L (1,3) OBP: 0.283, SLG: 0.293	0-0 F8			0-0 F7		0-3 K		0-0 4-3		4	0	0	0	0	1	2			
Doug Rader R (1,5) OBP: 0.368, SLG: 0.478		0-3 K		0-0 4-3		0-0 F9		0-0 5-3		4	0	0	0	0	1	1			
Dave Winfield R (1,9) OBP: 0.396, SLG: 0.412		0-3 K			0-0 SH1-4	BB			0-0 1B	4	1	3	1	0	1	0			
Hector Torres R (1,6) OBP: 0.365, SLG: 0.474		0-3 K			4-0 E	SH1-4	BB		4-0 FC6-4	BB							AB 33		
Fred Kendall R (1,2) OBP: 0.274, SLG: 0.293			0-0 F3		0-0 F9		0-0 FC6-4		0-0 F8	4	0	0	0	0	0	6	R 2		
Randy Jones R (1,1)			4-0 E		0-0 SH1-4				0-3 K	0	0	0	0	1	0	0	H 6		
Merv Rettenmund R (7, PH) OBP: 0.444, SLG: 0.357					0-0 SH1-4					1	0	0	0	0	0	0	RBI 1		
Mike Dupree R (7, PH) OBP: 1.000, SLG: 1.000					1-2 2-3					0	0	0	0	0	0	0	BB 3		
Gene Locklear L (9, PH) OBP: 0.429, SLG: 0.333										1	0	0	0	0	1	2	SO 7		
Inning Stats	R: 0 E: 0 K: 0 S: 4	H: 1 LOB: 1 BB: 0 P: 4	R: 0 E: 0 K: 3 S: 9	H: 0 LOB: 0 BB: 0 P: 9	R: 0 E: 1 K: 1 S: 5	H: 0 LOB: 1 BB: 1 P: 9	R: 0 E: 0 K: 0 S: 3	H: 0 LOB: 0 BB: 0 P: 3	R: 1 E: 1 K: 0 S: 5	H: 1 LOB: 2 BB: 1 P: 9	R: 1 E: 0 K: 1 S: 7	H: 2 LOB: 2 BB: 1 P: 11	R: 0 E: 0 K: 0 S: 3	H: 0 LOB: 0 BB: 0 P: 3	R: 0 E: 0 K: 1 S: 5	H: 2 LOB: 2 BB: 0 P: 7	1B: 6 2B: 0 3B: 0 HR: 0	SF: 0 SAC: 1 DP: 0 HBP: 0	WP: 1 PA: 37
PITCHER Jerry Kosman L (1,1) ERA: 3.08	IP 9.0 WLS W BF 37 H 6 R 2 ER 1 SO 7 BB 3 IBB 0 HBP 0 BLK 0 WP 1 HR 0 S 48 P 60 ERA 1.00 WHIP 1.000																		

San Diego Padres @ New York Mets
Shea Stadium, Flushing, NY
Fri May 07 1976, 7:05 PM EDT
Att: 10,007 - Unknown


AB	33
R	2
H	6
RBI	1
BB	3
SO	7
LOB	18



Batter	1	2	3	4	5	6	7	8	9	AB	R	H	RBI	BB	SO	LOB	BOTTOM
Wayne Garrett L (1,5) OBP: 0.320, SLG: 0.281	0-0 4-3		0-0 F5	0-0 4-3			0-0 5-3			4	0	0	0	0	0	2	
Felix Milan R (1,4) OBP: 0.398, SLG: 0.437	0-0 4-3		1-0 1B		0-0 6-3			0-0 1B		3	1	1	0	0	0	0	
Joe Torre R (1,3) OBP: 0.383, SLG: 0.477	0-0 HR		0-0 1B		0-0 F7			0-0 HR		4	2	3	0	0	0	0	
Dave Kingman R (1,9) OBP: 0.281, SLG: 0.611	0-0 HR		0-0 F8		0-0 F9			0-0 HR		4	2	2	5	0	0	2	
Jerry Grote R (1,2) OBP: 0.402, SLG: 0.338	0-0 6-3			0-0 F8		0-0 5-3		0-0 4-3		4	0	0	0	0	0	0	
Ed Kranepool L (1,7) OBP: 0.320, SLG: 0.376		0-0 4-3		0-0 1B		0-0 L6		0-0 F9		4	1	1	0	0	0	0	
Del Unser L (1,8) OBP: 0.305, SLG: 0.392		0-0 4-3		0-3 K		0-0 F7		0-0 1-3		4	0	0	0	0	1	1	
Bud Harrelson S (1,6) OBP: 0.389, SLG: 0.280		0-0 5-3		0-0 1B			0-0 3-1			3	0	1	0	0	0	0	
Jerry Kosman R (1,1) OBP: 0.455, SLG: 0.545			0-3 K	0-0 1B			0-3 K			3	0	1	1	0	2	0	
Inning Stats	R: 2 E: 0 K: 0 S: 5	H: 2 LOB: 0 BB: 0 P: 5	R: 0 E: 0 K: 0 S: 3	H: 0 LOB: 0 BB: 0 P: 3	R: 0 E: 0 K: 1 S: 6	H: 1 LOB: 0 BB: 0 P: 7	R: 1 E: 0 K: 1 S: 8	H: 3 LOB: 2 BB: 0 P: 8	R: 0 E: 0 K: 0 S: 3	H: 0 LOB: 0 BB: 0 P: 3	R: 0 E: 0 K: 1 S: 5	H: 0 LOB: 0 BB: 0 P: 5	R: 3 E: 0 K: 0 S: 6	H: 3 LOB: 0 BB: 0 P: 6	1B: 6 2B: 1 3B: 0 HR: 2	SF: 0 SAC: 0 DP: 0 HBP: 1	WP: 0 PA: 34
PITCHER Randy Jones L (1,1) ERA: 3.1	IP 6.0 WLS L BF 25 H 6 R 3 ER 3 SO 2 BB 0 IBB 0 HBP 1 BLK 0 WP 0 HR 1 S 28 P 29 ERA 4.50 WHIP 1.000																
PITCHER Mike Dupree R (7,1) ERA: 7.11	IP 2.0 WLS L BF 9 H 3 R 3 ER 3 SO 1 BB 0 IBB 0 HBP 0 BLK 0 WP 0 HR 1 S 11 P 11 ERA 13.50 WHIP 1.500																

San Diego Padres @ New York Mets
Shea Stadium, Flushing, NY
Fri May 07 1976, 7:05 PM EDT
Att: 10,007 - Unknown

AB	33
R	6
H	9
RBI	6
BB	0
SO	3
LOB	5



Batter	1	2	3	4	5	6	7	8	9	AB	R	H	RBI	BB	SO	LOB	TOP			
Jerry Turner, L OBP: 0.375, SLG: 0.510 (1, 7)	6-3		F7			K	5-3			4	0	0	0	0	1	2				
Tito Fuentes, S OBP: 0.329, SLG: 0.356 (1, 4)	F8			F6		2B 1B		5-3		4	0	1	0	0	0	0				
Willie Davis, L OBP: 0.320, SLG: 0.450 (1, 8)	1B 2B			K		F8		F5		4	1	1	0	0	1	1				
Dave Winfield, R OBP: 0.381, SLG: 0.449 (1, 9)	CS 2H 1B							K		4	0	3	1	0	1	0				
Doug Rader, R OBP: 0.375, SLG: 0.493 (1, 5)	CS	FC5-4 1B		F9		F8			1B 2B	4	1	2	0	0	0	3				
Mike Ivie, R OBP: 0.277, SLG: 0.350 (1, 3)		FC5-4 G5-4-3 1-2							G1-6-3 1B	4	0	2	1	0	1	1				
Hector Torres, R OBP: 0.360, SLG: 0.463 (1, 6)		G5-4-3 1-2		F8		2B 1B		G1-6-3 1-2		4	0	1	0	0	0	3				
Bob Davis, R OBP: 0.143, SLG: 0.150 (1, 2)			4-3			K		F9		4	0	0	0	0	2	2				
Rich Folkers, L Dave Wehrmeister, R Ted Kubiak, S Alan Foster, R Merv Rettenmund, R Dave Tomlin, L Mike Dupree, R			P3			F8				0	0	0	0	0	0	0				
Inning Stats	R: 1 E: 0 K: 0 S: 4	H: 2 LOB: 0 BB: 0 P: 4	R: 0 E: 0 K: 0 S: 3	H: 1 LOB: 0 BB: 0 P: 3	R: 0 E: 0 K: 0 S: 3	H: 0 LOB: 0 BB: 0 P: 3	R: 0 E: 0 K: 1 S: 6	H: 1 LOB: 1 BB: 0 P: 6	R: 0 E: 0 K: 1 S: 7	H: 2 LOB: 2 BB: 0 P: 7	R: 0 E: 0 K: 2 S: 9	H: 2 LOB: 2 BB: 0 P: 9	R: 0 E: 0 K: 1 S: 5	H: 0 LOB: 0 BB: 0 P: 5	R: 1 E: 0 K: 0 S: 4	H: 2 LOB: 2 BB: 0 P: 4	1B: 6 2B: 5 3B: 0 HR: 0	SF: 0 SAC: 0 DP: 2 HBP: 0	WP: 0 PB: 0 SB: 0 CS: 1	PA: 36
PITCHER Mickey Lolich, L ERA: 3.44 (1, 1)	IP: 9.0 WLS: W BF: 35 H: 11 R: 2 ER: 2 SO: 6 BB: 0 IBB: 0 HBP: 0 BLK: 0 WP: 0 HR: 0 S: 47 P: 47 ERA: 2.00 WHIP: 1.222											PITCHER	IP: 9.0 WLS: W BF: 35 H: 11 R: 2 ER: 2 SO: 6 BB: 0 IBB: 0 HBP: 0 BLK: 0 WP: 0 HR: 0 S: 47 P: 47 ERA: 2.00 WHIP: 1.222							

San Diego Padres @ New York Mets
Shea Stadium, Flushing, NY
Sat May 08 1976, 3:33 AM EDT
Att: 41,990 - Unknown


AB 35
R 2
H 11
RBI 2
BB 0
SO 6
LOB 13



Batter	1	2	3	4	5	6	7	8	9	AB	R	H	RBI	BB	SO	LOB	BOTTOM			
Wayne Garrett, L OBP: 0.324, SLG: 0.280 (1, 5)	1B 4-3 1B BB			F9		F8		1B 1B		4	2	1	0	1	1	0				
Felix Milan, R OBP: 0.390, SLG: 0.426 (1, 4)	4-3 1-2	F7		4-3			F7	1B 1B		5	0	1	0	0	0	1				
Joe Torre, R OBP: 0.404, SLG: 0.490 (1, 3)	1B 1B 2-3	F5			F8		1B 1B	1-2 3-H 1B		5	2	3	1	0	0	0				
Dave Kingman, R OBP: 0.286, SLG: 0.602 (1, 9)	1B 1-2 3-H 1B		K		6-3		F8 1B 1B	5-3		5	1	2	1	0	1	2				
Jerry Grote, R OBP: 0.430, SLG: 0.364 (1, 2)	FC6-4 1B 1-2 2-3 1B									3	1	3	1	1	0	0				
Ed Kranepool, L OBP: 0.327, SLG: 0.375 (1, 7)	FC6-4 1-2 2-H 3-H 1B		F7				F8			3	0	1	2	1	0	3				
Del Unser, L OBP: 0.294, SLG: 0.376 (1, 8)	FC6-4 1-2 2-3 1B		F7		L9		3-4-1			4	0	0	0	0	0	7				
Bud Harrelson, S OBP: 0.394, SLG: 0.282 (1, 6)				SH1-4 E BB		F4		6-3		3	1	1	1	1	0	0				
Mickey Lolich, S OBP: 0.182, SLG: 0.182 (1, 1)	F2		SH1-4			6-3		4-3		3	0	0	0	0	0	2				
Inning Stats	R: 4 E: 0 K: 0 S: 8	H: 5 LOB: 2 BB: 1 P: 12	R: 0 E: 0 K: 1 S: 5	H: 0 LOB: 0 BB: 0 P: 5	R: 0 E: 0 K: 1 S: 6	H: 1 LOB: 1 BB: 0 P: 6	R: 1 E: 1 K: 0 S: 3	H: 0 LOB: 0 BB: 1 P: 7	R: 0 E: 0 K: 0 S: 3	H: 0 LOB: 2 BB: 2 P: 11	R: 0 E: 0 K: 0 S: 3	H: 0 LOB: 0 BB: 0 P: 3	R: 1 E: 0 K: 0 S: 6	H: 3 LOB: 2 BB: 0 P: 6	R: 1 E: 0 K: 0 S: 6	H: 3 LOB: 2 BB: 0 P: 6	1B: 12 2B: 0 3B: 0 HR: 0	SF: 0 SAC: 1 DP: 0 HBP: 0	WP: 0 PB: 0 SB: 0 CS: 0	PA: 40
PITCHER Rich Folkers, L ERA: 6.48 Dave Wehrmeister, R ERA: 7.16 Alan Foster, R ERA: 1.93 Dave Tomlin, L ERA: 4.09 Mike Dupree, R ERA: 9.92	IP: 0.2 WLS: L BF: 8 H: 5 R: 4 ER: 4 SO: 0 BB: 1 IBB: 0 HBP: 0 BLK: 0 WP: 0 HR: 0 S: 7 P: 11 ERA: 54.00 WHIP: 9.000											PITCHER	IP: 0.2 WLS: L BF: 8 H: 5 R: 4 ER: 4 SO: 0 BB: 1 IBB: 0 HBP: 0 BLK: 0 WP: 0 HR: 0 S: 7 P: 11 ERA: 54.00 WHIP: 9.000							

San Diego Padres @ New York Mets
Shea Stadium, Flushing, NY
Sat May 08 1976, 3:33 AM EDT
Att: 41,990 - Unknown

AB 35
R 7
H 12
RBI 6
BB 4
SO 2
LOB 15



Batter	1	2	3	4	5	6	7	8	9	AB	R	H	RBI	BB	SO	LOB	TOP			
Jerry Turner, L (1,7) OBP: 0.344, SLG: 0.464	F6		4-3		4-3		F7		1-3	5	0	0	0	0	0	2				
Tito Fuentes, S (1,4) OBP: 0.338, SLG: 0.377	1B		1B			F8	F6			4	1	2	0	0	0	2				
Willie Davis, L (1,8) OBP: 0.336, SLG: 0.462	S		G3			HR			G4-6-3	4	2	3	1	0	0	1				
Willie McCovey, L (1,3) OBP: 0.260, SLG: 0.267	F7				F8				G4-6-3	4	0	0	0	0	1	2				
Mike Ivie, R (8,3) OBP: 0.277, SLG: 0.350	2H					K			1-2	0	0	0	0	0	0	0				
Dave Winfield, R (1,9) OBP: 0.385, SLG: 0.478	L9				F9				1B	3	1	1	2	0	0	0				
Merv Rettenmund, R (8, PR) OBP: 0.474, SLG: 0.467						HR			HBP	0	0	0	0	0	0	0				
Doug Rader, R (1,5) OBP: 0.381, SLG: 0.506									FC5-4	4	0	2	0	0	1	0				
Hector Torres, R (1,6) OBP: 0.355, SLG: 0.452									1B	4	0	1	0	0	2	3				
Fred Kendall, R (1,2) OBP: 0.273, SLG: 0.206									1-2	4	0	1	0	0	0	0				
Brent Strom, R (1,1)									1B	4	0	0	0	0	1	2				
Inning Stats	R: 2 E: 0 K: 0 S: 5	H: 2 LOB: 0 BB: 0 P: 5	R: 0 E: 0 K: 1 S: 5	H: 0 LOB: 0 BB: 0 P: 5	R: 0 E: 0 K: 0 S: 4	H: 1 LOB: 1 BB: 0 P: 4	R: 0 E: 0 K: 1 S: 6	H: 1 LOB: 1 BB: 0 P: 6	R: 0 E: 0 K: 0 S: 3	H: 0 LOB: 0 BB: 0 P: 3	R: 2 E: 0 K: 2 S: 9	H: 2 LOB: 2 BB: 0 P: 9	R: 0 E: 0 K: 0 S: 5	H: 2 LOB: 2 BB: 0 P: 5	R: 0 E: 0 K: 1 S: 5	H: 0 LOB: 0 BB: 0 P: 5	1B: 7 2B: 2 3B: 0 HR: 1	SF: 0 SAC: 0 DP: 1 HBP: 1	WP: 0 PB: 0 SB: 2 CS: 0	PA: 37
PITCHER Tom Seaver, R (1,1) ERA: 2.19	IP: 9.0 WLS: L BF: 37 H: 10 R: 4 ER: 3 SO: 5 BB: 0 IBB: 0 HBP: 1 BLK: 0 WP: 0 HR: 1 S: 46 P: 47 ERA: 3.00 WHIP: 1.111															PITCHER				

San Diego Padres @ New York Mets
Shea Stadium, Flushing, NY
Sun May 09 1976, 3:33 AM EDT
Att: 20,224 - Unknown

AB 36
R 4
H 10
RBI 3
BB 0
SO 5
LOB 12



Batter	1	2	3	4	5	6	7	8	9	AB	R	H	RBI	BB	SO	LOB	BOTTOM			
Wayne Garrett, L (1,5) OBP: 0.313, SLG: 0.268	K					FC6-4			F5	4	0	0	0	0	1	2				
Felix Milan, R (1,4) OBP: 0.378, SLG: 0.411	F7								F8	4	0	0	0	0	0	1				
Joe Torre, R (1,3) OBP: 0.400, SLG: 0.481	5-3									3	0	1	0	0	0	0				
Dave Kingman, R (1,9) OBP: 0.279, SLG: 0.586									G5-4-3	3	0	0	0	0	0	1				
Jerry Grote, R (1,2) OBP: 0.416, SLG: 0.350									6-3	3	0	0	0	0	0	0				
Ed Kranepool, L (1,7) OBP: 0.318, SLG: 0.364									F9	3	0	0	0	0	0	0				
Del Unser, L (1,8) OBP: 0.286, SLG: 0.365									F8	3	0	0	0	0	0	0				
Bud Harrelson, S (1,6) OBP: 0.402, SLG: 0.288									F9	2	0	1	0	1	0	0				
Tom Seaver, R (1,1) OBP: 0.238, SLG: 0.111									F7	2	0	0	0	0	0	1				
Benny Ayala, R (8, PH) OBP: 0.200, SLG: 0.143									F2	1	0	0	0	0	1	1				
Inning Stats	R: 0 E: 0 K: 1 S: 5	H: 0 LOB: 0 BB: 0 P: 5	R: 0 E: 0 K: 0 S: 3	H: 0 LOB: 0 BB: 0 P: 3	R: 0 E: 0 K: 0 S: 3	H: 0 LOB: 0 BB: 0 P: 3	R: 0 E: 0 K: 0 S: 3	H: 0 LOB: 0 BB: 0 P: 3	R: 0 E: 0 K: 0 S: 3	H: 0 LOB: 0 BB: 0 P: 3	R: 0 E: 0 K: 0 S: 3	H: 1 LOB: 0 BB: 0 P: 3	R: 0 E: 0 K: 0 S: 3	H: 0 LOB: 0 BB: 0 P: 3	R: 0 E: 0 K: 1 S: 6	H: 1 LOB: 1 BB: 0 P: 6	1B: 2 2B: 0 3B: 0 HR: 0	SF: 0 SAC: 0 DP: 1 HBP: 0	WP: 0 PB: 0 SB: 0 CS: 0	PA: 29
PITCHER Brent Strom, L (1,1) ERA: 3.2	IP: 9.0 WLS: W BF: 29 H: 2 R: 0 ER: 0 SO: 2 BB: 1 IBB: 0 HBP: 0 BLK: 1 WP: 0 HR: 0 S: 32 P: 36 ERA: 0.00 WHIP: 0.333															PITCHER				

San Diego Padres @ New York Mets
Shea Stadium, Flushing, NY
Sun May 09 1976, 3:33 AM EDT
Att: 20,224 - Unknown

AB 28
R 0
H 2
RBI 0
BB 1
SO 2
LOB 6



Batter	1	2	3	4	5	6	7	8	9	AB	R	H	RBI	BB	SO	LOB	TOP					
Del Unser, L OBP: 0.274, SLG: 0.349 (1, 8)										5	0	0	0	0	1	2						
Felix Milan, R OBP: 0.371, SLG: 0.402 (1, 4)										5	0	1	0	0	0	0						
Ed Kranepool, L OBP: 0.321, SLG: 0.359 (1, 7)										4	1	1	0	1	0	1						
Dave Kingman, R OBP: 0.276, SLG: 0.570 (1, 9)										5	0	1	0	0	0	1						
Joe Torre, R OBP: 0.433, SLG: 0.500 (1, 3)										4	2	3	0	1	0	0						
Wayne Garrett, L OBP: 0.316, SLG: 0.267 (1, 5)										4	1	1	0	1	0	4						
Ron Hodges, L OBP: 0.500, SLG: 0.542 (7, PH)										2	2	1	3	1	0	1						
Jerry Grote, R OBP: 0.407, SLG: 0.341 (7, 2)										2	0	0	0	0	1	3						
Bud Harrelson, S OBP: 0.415, SLG: 0.337 (1, 6)										3	1	2	1	1	1	2						
Jon Matlack, L OBP: 0.176, SLG: 0.067 (5, PH)										1	0	0	0	0	0	2						
Jon Miller, R OBP: 0.289, SLG: 0.796 (5, PH)										1	0	1	2	0	0	0						
Bruce Bozzer, R OBP: 0.326, SLG: 0.341 (5, PH)										0	0	0	0	0	0	0						
Hank Webb, R OBP: 0.182, SLG: 0.133 (5, PH)										0	0	0	0	0	0	0						
Benny Ayala, R OBP: 0.182, SLG: 0.133 (5, PH)										1	0	0	0	0	0	0						
Bob Apodaca, R OBP: 0.500, SLG: 0.796 (5, PH)										0	0	0	0	0	0	0						
Inning Stats	R: 0 E: 0 K: 0 S: 4	H: 1 LOB: 1 BB: 0 P: 4	R: 0 E: 0 K: 0 S: 4	H: 1 LOB: 2 BB: 1 P: 8	R: 0 E: 0 K: 0 S: 3	H: 0 LOB: 0 BB: 0 P: 3	R: 3 E: 0 K: 0 S: 6	H: 3 LOB: 1 BB: 1 P: 10	R: 0 E: 0 K: 0 S: 3	H: 0 LOB: 0 BB: 0 P: 3	R: 2 E: 0 K: 1 S: 7	H: 2 LOB: 1 BB: 1 P: 11	R: 1 E: 0 K: 0 S: 4	H: 1 LOB: 2 BB: 2 P: 12	R: 1 E: 0 K: 1 S: 7	H: 2 LOB: 1 BB: 0 P: 7	R: 0 E: 0 K: 1 S: 6	H: 1 LOB: 1 BB: 0 P: 6	1B: 8 2B: 1 3B: 0 HR: 2	SF: 0 SAC: 1 DP: 0 HBP: 0	WP: 0 PB: 0 CS: 0	PA: 43
PITCHER	IP WLS BF H R ER SO BB IBB HBP BLK WP HR S P ERA WHIP																					
Carl Morton, R ERA: 5.62 (1, 1)	5.2	27	7	5	5	1	3	0	0	0	0	0	1	26	38	7.94	1.765					
Roger Moret, L ERA: 4.57 (6, 1)	2.1	12	3	2	2	1	2	0	0	1	0	1	12	20	7.71	2.143						
Elias Sosa, R ERA: 6.75 (9, 1)	1.0	W 4	1	0	0	1	0	0	0	0	0	0	6	6	0.00	1.000						

New York Mets @ Atlanta Braves
Atlanta-Fulton County Stadium, Atlanta, GA
Tue May 11 1976, 7:05 PM EDT
Att: 5,974 - Unknown

AB 37
R 7
H 11
RBI 6
BB 5
SO 3
LOB 16

Batter	1	2	3	4	5	6	7	8	9	AB	R	H	RBI	BB	SO	LOB	BOTTOM			
Lee Lacy, R OBP: 0.280, SLG: 0.352 (1, 8)										5	2	2	2	0	0	2				
Darrell Evans, L OBP: 0.382, SLG: 0.230 (1, 5)										4	0	2	0	0	1	2				
Rowland Office, L OBP: 0.304, SLG: 0.296 (8, 8)										1	0	1	1	0	0	0				
Tom Paciorek, R OBP: 0.211, SLG: 0.222 (1, 7)										4	0	1	2	0	0	2				
Jerry Royster, R OBP: 0.296, SLG: 0.227 (8, 5)										0	0	0	0	0	0	0				
Ken Henderson, S OBP: 0.357, SLG: 0.436 (1, 9)										4	0	0	0	0	0	1				
Earl Williams, R OBP: 0.233, SLG: 0.341 (1, 3)										4	1	1	1	0	0	0				
Vic Correll, R OBP: 0.388, SLG: 0.500 (1, 2)										1	1	0	0	1	0	0				
Biff Pocoroba, S OBP: 0.338, SLG: 0.349 (6, PH)										2	0	0	0	0	0	0				
Marty Perez, R OBP: 0.268, SLG: 0.385 (1, 4)										3	3	2	2	1	0	0				
Darrel Chaney, S OBP: 0.333, SLG: 0.301 (1, 6)										2	0	0	0	0	0	0				
Carl Morton, R OBP: 0.133, SLG: 0.071 (1, 1)										2	1	1	0	0	0	0				
Roger Moret, S (6, 1)										1	0	0	0	0	0	0				
Elias Sosa, R (9, 1)										0	0	0	0	0	0	0				
Dave May, L OBP: 0.111, SLG: 0.192 (9, PH)										0	0	0	0	1	0	0				
Inning Stats	R: 0 E: 0 K: 0 S: 3	H: 0 LOB: 0 BB: 0 P: 3	R: 0 E: 0 K: 0 S: 3	H: 0 LOB: 0 BB: 0 P: 3	R: 3 E: 0 K: 1 S: 8	H: 3 LOB: 1 BB: 1 P: 12	R: 2 E: 0 K: 0 S: 4	H: 1 LOB: 0 BB: 1 P: 8	R: 1 E: 0 K: 0 S: 4	H: 1 LOB: 0 BB: 0 P: 4	R: 1 E: 0 K: 0 S: 4	H: 1 LOB: 1 BB: 0 P: 4	R: 0 E: 0 K: 0 S: 3	H: 0 LOB: 0 BB: 0 P: 3	R: 1 E: 0 K: 0 S: 4	H: 2 LOB: 2 BB: 1 P: 8	1B: 7 2B: 0 3B: 0 HR: 3	SF: 0 SAC: 2 DP: 1 HBP: 0	WP: 0 PB: 1 CS: 0	PA: 38
PITCHER	IP WLS BF H R ER SO BB IBB HBP BLK WP HR S P ERA WHIP																			
Jon Matlack, L ERA: 2.49 (6, 1)	2.0	8	2	1	1	0	0	0	0	0	1	8	8	4.50	1.000					
Hank Webb, R ERA: 4.22 (8, 1)	1.2	L 8	2	1	1	0	0	1	0	0	0	7	11	5.40	1.200					

New York Mets @ Atlanta Braves
Atlanta-Fulton County Stadium, Atlanta, GA
Tue May 11 1976, 7:05 PM EDT
Att: 5,974 - Unknown

AB 33
R 8
H 10
RBI 8
BB 3
SO 1
LOB 7

Batter	1	2	3	4	5	6	7	8	9	AB	R	H	RBI	BB	SO	LOB	TOP																					
Mike Phillips, L OBP: 0.313, SLG: 0.313 (1.4)	G3		4-3			F8		K		5	0	1	1	0	1	2	New York Mets @ Atlanta Braves Atlanta-Fulton County Stadium, Atlanta, GA Wed May 12 1976, 7:05 PM EDT Att: 8,408 - Unknown																					
Del Unser, L OBP: 0.270, SLG: 0.339 (1.8)			1-4-3		SF7	4-3		F7		3	0	0	1	1	0	2																						
Ed Kranepool, L OBP: 0.325, SLG: 0.355 (1.7)	G1-6-3				6-3			E1		4	1	1	0	1	0	3																						
Dave Kingman, R OBP: 0.295, SLG: 0.635 (1.9)			F5					F8		5	2	4	3	0	0	1																						
Joe Torre, R OBP: 0.431, SLG: 0.508 (1.3)					6-3			G4-6-3		5	1	2	0	0	0	3																						
Ron Hodges, L OBP: 0.355, SLG: 0.464 (1.2)								4-3		4	1	0	0	1	2	3																						
Roy Staiger, R OBP: 0.176, SLG: 0.125 (1.5)					F7			F7		3	1	1	1	1	0	1																						
Bud Harrelson, S OBP: 0.427, SLG: 0.341 (1.6)										2	0	1	0	2	0	2																						
Jerry Koosman, R OBP: 0.385, SLG: 0.462 (1.1)										2	0	0	0	0	1	5																						
Skip Lockwood, R OBP: 0.600, SLG: 0.500 (9.1)										0	0	0	0	0	0	0																						
Inning Stats	R: 0 E: 0 K: 0 S: 2	H: 0 LOB: 0 BB: 1 P: 6	R: 1 E: 0 K: 1 S: 7	H: 2 LOB: 2 BB: 1 P: 11	R: 0 E: 0 K: 0 S: 3	H: 0 LOB: 1 BB: 1 P: 7	R: 3 E: 0 K: 1 S: 8	H: 3 LOB: 2 BB: 2 P: 16	R: 1 E: 0 K: 1 S: 6	H: 1 LOB: 0 BB: 0 P: 6	R: 0 E: 0 K: 0 S: 3	H: 0 LOB: 1 BB: 1 P: 7	R: 1 E: 1 K: 0 S: 5	H: 1 LOB: 1 BB: 0 P: 5	R: 0 E: 0 K: 1 S: 6	H: 1 LOB: 1 BB: 0 P: 6	R: 0 E: 0 K: 0 S: 4	H: 2 LOB: 1 BB: 0 P: 4	1B: 6 2B: 2 3B: 0 HR: 2	SF: 1 SAC: 2 DP: 2 HBP: 0	WP: 0 PB: 0 SB: 1 CS: 0	PA: 42																
PITCHER	IP	WLS	BF	H	R	ER	SO	BB	IBB	HBP	BLK	WP	HR	S	P	ERA	WHIP	PITCHER				IP	WLS	BF	H	R	ER	SO	BB	IBB	HBP	BLK	WP	HR	S	P	ERA	WHIP
Andy Messersmith, R ERA: 5.11 (1.1)	5.0	L	25	6	5	5	3	5	0	0	0	0	2	26	46	9.00	2.200																					
Bruce Dal Canton, R ERA: 1.08 (6.1)	2.0		9	1	1	0	0	1	0	0	0	0	0	8	12	0.00	1.000																					
Pablo Torrealba, L ERA: 5.4 (6.1)	2.0		8	3	0	0	1	0	0	0	0	0	0	10	10	0.00	1.500																					



Batter	1	2	3	4	5	6	7	8	9	AB	R	H	RBI	BB	SO	LOB	BOTTOM																					
Lee Lacy, R OBP: 0.276, SLG: 0.344 (1.8)			5-3			F8		6-3		5	0	1	0	0	0	2	New York Mets @ Atlanta Braves Atlanta-Fulton County Stadium, Atlanta, GA Wed May 12 1976, 7:05 PM EDT Att: 8,408 - Unknown																					
Jerry Royster, R OBP: 0.295, SLG: 0.231 (1.5)								5-3		3	0	1	0	0	0	0																						
Tom Paciorek, R OBP: 0.214, SLG: 0.205 (1.7)								6-3		3	0	0	0	1	0	1																						
Ken Henderson, S OBP: 0.341, SLG: 0.415 (1.9)								F7		4	0	0	0	0	1	2																						
Earl Williams, R OBP: 0.255, SLG: 0.356 (1.3)								F9		4	1	2	0	0	1	1																						
Vic Correll, R OBP: 0.375, SLG: 0.472 (1.2)								F8		4	1	1	0	0	0	2																						
Marty Perez, R OBP: 0.311, SLG: 0.405 (1.4)								F7		3	0	2	0	1	0	2																						
Darrel Chaney, S OBP: 0.322, SLG: 0.289 (1.6)										3	0	0	0	0	0	4																						
Jimmy Wynn, R OBP: 0.393, SLG: 0.371 (9. PH)										1	1	1	3	0	0	0																						
Andy Messersmith, R OBP: 0.182, SLG: 0.182 (5. PH)										1	0	0	0	0	0	0																						
Rod Gilbreath, R OBP: 0.428, SLG: 0.392 (6.1)										1	0	0	0	0	0	0																						
Cito Gaston, R OBP: 0.386, SLG: 0.529 (7. PH)										1	0	0	0	0	0	2																						
Pablo Torrealba, L OBP: 0.301, SLG: 0.229 (8. PH)										1	0	0	0	0	0	0																						
Inning Stats	R: 0 E: 0 K: 1 S: 6	H: 1 LOB: 1 BB: 0 P: 6	R: 0 E: 0 K: 1 S: 6	H: 1 LOB: 1 BB: 0 P: 6	R: 0 E: 0 K: 0 S: 3	H: 0 LOB: 0 BB: 1 P: 7	R: 0 E: 0 K: 0 S: 3	H: 0 LOB: 0 BB: 0 P: 3	R: 0 E: 0 K: 0 S: 4	H: 1 LOB: 2 BB: 1 P: 8	R: 0 E: 0 K: 0 S: 3	H: 0 LOB: 0 BB: 0 P: 3	R: 0 E: 0 K: 0 S: 3	H: 0 LOB: 0 BB: 0 P: 3	R: 3 E: 1 K: 0 S: 7	H: 3 LOB: 1 BB: 0 P: 7	1B: 7 2B: 0 3B: 0 HR: 1	SF: 0 SAC: 1 DP: 0 HBP: 0	WP: 0 PB: 0 SB: 0 CS: 1	PA: 38																		
PITCHER	IP	WLS	BF	H	R	ER	SO	BB	IBB	HBP	BLK	WP	HR	S	P	ERA	WHIP	PITCHER				IP	WLS	BF	H	R	ER	SO	BB	IBB	HBP	BLK	WP	HR	S	P	ERA	WHIP
Jerry Koosman, L ERA: 3.09 (1.1)	0.1	S	1	0	0	0	0	0	0	0	0	0	0	1	1	0.00	0.000																					
Skip Lockwood, R ERA: 2.55 (9.1)																																						



Batter	1	2	3	4	5	6	7	8	9	AB	R	H	RBI	BB	SO	LOB	TOP					
Del Unser, L OBP: 0.262, SLG: 0.328 (1, 8)	6-3			4-3		G4-6-3			6-3	4	0	0	0	0	0	1						
Felix Milten, R OBP: 0.375, SLG: 0.400 (1, 4)	4-3 1B			5-3			5-3		G6-4-3 BB	3	0	1	0	1	0	0						
Ed Kranepool, L OBP: 0.322, SLG: 0.360 (1, 7)	L4-3			F8					G6-4-3	4	0	1	0	0	0	2						
Dave Kingman, R OBP: 0.289, SLG: 0.620 (1, 9)		K			E6					3	0	0	0	0	2	1						
Joe Torre, R OBP: 0.412, SLG: 0.484 (1, 3)		6-3			G4-6-3				6-3	3	0	0	0	0	0	2						
Wayne Garrett, L OBP: 0.317, SLG: 0.269 (1, 5)		L8							F9	3	0	1	0	0	0	0						
Jerry Grote, R OBP: 0.394, SLG: 0.329 (1, 2)			6-3		FC6-4 1B				6-3	3	0	0	0	0	0	1						
Bud Harrelson, S OBP: 0.416, SLG: 0.330 (1, 6)			1-3			6-3			L7	3	0	0	0	0	0	0						
Mickey Lolich, S OBP: 0.231, SLG: 0.167 (1, 1)										1	0	0	0	1	1	0						
Ken Sanders, R OBP: 0.375, SLG: 0.375 (7, 1)										0	0	0	0	0	0	0						
Benny Ayala, R OBP: 0.235, SLG: 0.375 (9, PH)										1	1	1	1	0	0	0						
Inning Stats	R: 0 E: 0 K: 1 S: 3	H: 1 LOB: 0 BB: 0 P: 3	R: 0 E: 0 K: 1 S: 5	H: 0 LOB: 0 BB: 0 P: 5	R: 0 E: 0 K: 1 S: 5	H: 0 LOB: 0 BB: 0 P: 5	R: 0 E: 0 K: 0 S: 3	H: 0 LOB: 0 BB: 0 P: 3	R: 0 E: 1 K: 0 S: 4	H: 1 LOB: 1 BB: 0 P: 4	R: 0 E: 0 K: 0 S: 2	H: 0 LOB: 0 BB: 1 P: 6	R: 0 E: 0 K: 1 S: 6	H: 1 LOB: 1 BB: 0 P: 6	R: 0 E: 0 K: 0 S: 3	H: 0 LOB: 0 BB: 0 P: 3	R: 1 E: 0 K: 0 S: 3	H: 1 LOB: 0 BB: 1 P: 7	1B: 2 2B: 2 3B: 0 HR: 1	SF: 0 SAC: 0 DP: 4 HBP: 0	WP: 0 PB: 0 SB: 0 CS: 0	PA: 30
PITCHER Jack Billingham, R ERA: 4.34 (1, 1)	IP: 9.0 WLS: W BF: 30 H: 4 R: 1 ER: 1 SO: 3 BB: 2 IBB: 0 HBP: 0 BLK: 0 WP: 0 HR: 1 S: 34 P: 42 ERA: 1.00 WHIP: 0.667															PITCHER						

New York Mets @ Cincinnati Reds
Riverfront Stadium, Cincinnati, OH
Fri May 14 1976, 7:05 PM EDT
Att: 36,057 - Unknown

AB 28
R 1
H 4
RBI 1
BB 2
SO 3
LOB 7



Batter	1	2	3	4	5	6	7	8	9	AB	R	H	RBI	BB	SO	LOB	BOTTOM			
Pete Rose, S OBP: 0.496, SLG: 0.556 (1, 5)	4-3				6-3		P6			3	0	0	0	1	0	1				
Ken Griffey, L OBP: 0.386, SLG: 0.471 (1, 9)	K			K2-3 BB		F9	F8			4	0	0	0	0	2	2				
Joe Morgan, L OBP: 0.475, SLG: 0.602 (1, 4)					P6					3	1	1	0	1	1	0				
Tony Perez, R OBP: 0.310, SLG: 0.400 (1, 3)					E6 WP S E		E5 HR		6-3	4	2	0	0	0	0	2				
Johnny Bench, R OBP: 0.371, SLG: 0.593 (1, 2)					P6					3	1	1	3	0	1	1				
George Foster, R OBP: 0.374, SLG: 0.457 (1, 8) (8, 7)					6-3		E5			4	0	0	0	0	0	0				
Bob Bailey, R OBP: 0.214, SLG: 0.441 (1, 7)										3	0	0	0	0	2	1				
Cesar Geronimo, L OBP: 0.410, SLG: 0.469 (8, 8)										0	0	0	0	0	0	0				
Dave Concepcion, R OBP: 0.288, SLG: 0.327 (1, 6)										3	1	1	0	0	1	0				
Jack Billingham, R OBP: 0.284, SLG: 0.313 (1, 1)					5-3					3	0	1	1	0	1	0				
Inning Stats	R: 0 E: 0 K: 1 S: 5	H: 0 LOB: 1 BB: 1 P: 9	R: 0 E: 0 K: 1 S: 5	H: 0 LOB: 0 BB: 0 P: 5	R: 0 E: 0 K: 2 S: 7	H: 0 LOB: 1 BB: 1 P: 11	R: 1 E: 2 K: 2 S: 9	H: 0 LOB: 1 BB: 0 P: 9	R: 0 E: 0 K: 1 S: 5	H: 0 LOB: 0 BB: 0 P: 5	R: 2 E: 1 K: 1 S: 7	H: 1 LOB: 0 BB: 0 P: 7	R: 1 E: 0 K: 0 S: 5	H: 2 LOB: 1 BB: 0 P: 5	R: 1 E: 0 K: 0 S: 4	H: 1 LOB: 0 BB: 0 P: 4	1B: 0 2B: 3 3B: 0 HR: 1	SF: 1 SAC: 0 DP: 0 HBP: 0	WP: 1 PB: 0 SB: 2 CS: 0	PA: 33
PITCHER Mickey Lolich, L ERA: 3.14 (1, 1)	IP: 6.1 WLS: L BF: 27 H: 3 R: 4 ER: 1 SO: 8 BB: 2 IBB: 0 HBP: 0 BLK: 0 WP: 1 HR: 1 S: 41 P: 49 ERA: 1.42 WHIP: 0.789															PITCHER				
Ken Sanders, R ERA: 1.04 (7, 1)	IP: 1.2 WLS: L BF: 6 H: 1 R: 1 ER: 1 SO: 0 BB: 0 IBB: 0 HBP: 0 BLK: 0 WP: 0 HR: 0 S: 6 P: 6 ERA: 5.40 WHIP: 0.600															PITCHER				

New York Mets @ Cincinnati Reds
Riverfront Stadium, Cincinnati, OH
Fri May 14 1976, 7:05 PM EDT
Att: 36,057 - Unknown


AB 30
R 5
H 4
RBI 4
BB 2
SO 8
LOB 7



Batter	1	2	3	4	5	6	7	8	9	AB	R	H	RBI	BB	SO	LOB	TOP					
Bud Harrelson, S (1, 6) OBP: 0.405, SLG: 0.319 Wayne Garrett, L (8, PH) OBP: 0.314, SLG: 0.267 (8, 6)	0-0 4-3		0-3 K			0-3 K		0-0 F9		3	0	0	0	0	2	0						
Felix Milan, R (1, 4) OBP: 0.364, SLG: 0.387	0-0 P5		0-0 F7			0-0 5-3			0-0 5-3	4	0	0	0	0	0	0						
John Milner, L (1, 7) OBP: 0.593, SLG: 0.792 Bruce Boiesclair, L (9, PR) OBP: 0.326, SLG: 0.341	0-0 BB 1B			0-0 4-3		0-0 P6			0-0 2B	4	0	2	0	0	0	0						
Dave Kingman, R (1, 9) OBP: 0.295, SLG: 0.621	4-0 1-2 BB			0-0 4-3 2B			0-0 F7		0-3 K	3	0	1	0	1	1	1						
Ed Kranepool, L (1, 3) OBP: 0.312, SLG: 0.348	0-3 K			0-0 4-3 2-3			0-0 4-3		0-0 4-3	4	0	0	0	0	1	4						
Jerry Grote, R (1, 2) OBP: 0.381, SLG: 0.318		0-0 4-3		0-0 5-3			0-0 1-6-3			3	0	0	0	0	0	1						
Del Unser, L (1, 8) OBP: 0.256, SLG: 0.319		0-3 K			0-3 K			0-3 K		3	0	0	0	0	3	0						
Roy Staiger, R (1, 5) OBP: 0.167, SLG: 0.118 Joe Torre, R (3, 5) OBP: 0.414, SLG: 0.500		0-0 F3			0-3 K			0-0 2B		1	0	0	0	0	0	0						
Tom Seaver, R (1, 1) OBP: 0.217, SLG: 0.100 Benny Ayala, R (8, PH) OBP: 0.222, SLG: 0.353 Bob Apodaca, R (8, 1) OBP: 0.500, SLG: 0.750			0-0 F8			0-0 5-3		0-3 K		2	0	0	0	0	0	0						
Inning Stats	R: 0 E: 0 K: 1 S: 6	H: 1 LOB: 2 BB: 1 P: 10	R: 0 E: 0 K: 1 S: 5	H: 0 LOB: 0 BB: 0 P: 5	R: 0 E: 0 K: 1 S: 5	H: 0 LOB: 0 BB: 0 P: 5	R: 0 E: 0 K: 0 S: 4	H: 1 LOB: 1 BB: 0 P: 4	R: 0 E: 0 K: 2 S: 7	H: 0 LOB: 0 BB: 0 P: 7	R: 0 E: 0 K: 1 S: 5	H: 0 LOB: 0 BB: 0 P: 5	R: 0 E: 0 K: 0 S: 3	H: 0 LOB: 0 BB: 0 P: 3	R: 0 E: 0 K: 2 S: 8	H: 1 LOB: 1 BB: 0 P: 8	R: 0 E: 0 K: 1 S: 6	H: 1 LOB: 1 BB: 0 P: 6	1B: 1 2B: 3 3B: 0 HR: 0	SF: 0 SAC: 0 DP: 0 HBP: 0	WP: 0 PB: 0 SB: 0 CS: 0	PA: 32
PITCHER Santo Alcalá, R (1, 1) ERA: 4.26	IP: 9.0 WLS: W BF: 32 H: 4 R: 0 ER: 0 SO: 9 BB: 1 IBB: 0 HBP: 0 BLK: 0 WP: 0 HR: 0 S: 49 P: 53 ERA: 0.00 WHIP: 0.556															PITCHER Santo Alcalá, R (1, 1) ERA: 4.26	IP: 9.0 WLS: W BF: 32 H: 4 R: 0 ER: 0 SO: 9 BB: 1 IBB: 0 HBP: 0 BLK: 0 WP: 0 HR: 0 S: 49 P: 53 ERA: 0.00 WHIP: 0.556					

New York Mets @ Cincinnati Reds
Riverfront Stadium, Cincinnati, OH
Sat May 15 1976, 7:05 PM EDT
Att: 34,186 - Unknown


AB	31
R	0
H	4
RBI	0
BB	1
SO	9
LOB	8



Batter	1	2	3	4	5	6	7	8	9	AB	R	H	RBI	BB	SO	LOB	BOTTOM					
Pete Rose, S (1, 5) OBP: 0.483, SLG: 0.537	0-0 4-3		0-0 F8		0-0 4-3		0-3 K			4	0	0	0	0	1	1						
Ken Griffey, L (1, 9) OBP: 0.390, SLG: 0.472	0-3 K		0-0 4-3		0-0 FC4-6 1B			0-0 G4-6-3 1B		4	0	2	0	0	1	0						
Joe Morgan, L (1, 4) OBP: 0.476, SLG: 0.594	0-0 1-3		4-0 CS BB		0-0 FC4-6 1-2 S			0-0 G4-6-3 1-2 1B		3	0	1	0	1	0	1						
Dan Driessen, L (1, 7) OBP: 0.375, SLG: 0.429 Cesar Geronimo, L (9, 8) OBP: 0.410, SLG: 0.469		4-0 1B S BB	0-0 CS	0-0 F2	0-3 K			0-0 G4-6-3 1-2 2-3		3	1	0	0	1	1	3						
Johnny Bench, R (1, 2) OBP: 0.366, SLG: 0.571		0-0 F2		4-0 1B BB		0-3 K		0-3 K		3	0	0	0	1	2	2						
Tony Perez, R (1, 3) OBP: 0.310, SLG: 0.398		0-0 S 3B 1B		0-3 K			0-0 F6			3	1	1	0	0	1	1						
George Foster, R (1, 8) OBP: 0.373, SLG: 0.454 (9, 7)		0-3 K		0-0 IBB 1B			0-0 L7			3	0	1	0	0	1	1						
Dave Concepcion, R (1, 6) OBP: 0.305, SLG: 0.357		0-0 3-H 2H 3B		4-0 IBB 1B				0-0 CS S 1B		2	0	2	1	1	0	0						
Santo Alcalá, R (1, 1) OBP: 0.200, SLG: 0.200	0-3 K		0-3 K		0-3 K			0-3 K		3	0	0	0	0	3	5						
Inning Stats	R: 0 E: 0 K: 1 S: 5	H: 0 LOB: 0 BB: 0 P: 5	R: 2 E: 0 K: 2 S: 9	H: 2 LOB: 1 BB: 1 P: 13	R: 0 E: 0 K: 0 S: 2	H: 0 LOB: 0 BB: 1 P: 6	R: 0 E: 0 K: 2 S: 8	H: 1 LOB: 3 BB: 2 P: 16	R: 0 E: 0 K: 1 S: 6	H: 1 LOB: 1 BB: 0 P: 6	R: 0 E: 0 K: 1 S: 5	H: 0 LOB: 0 BB: 0 P: 5	R: 0 E: 0 K: 2 S: 7	H: 1 LOB: 1 BB: 0 P: 7	R: 0 E: 0 K: 1 S: 6	H: 2 LOB: 1 BB: 0 P: 6	R: 0 E: 0 K: 1 S: 6	H: 2 LOB: 1 BB: 0 P: 6	1B: 6 2B: 1 3B: 1 HR: 0	SF: 0 SAC: 0 DP: 2 HBP: 0	WP: 0 PB: 0 SB: 4 CS: 2	PA: 33
PITCHER Tom Seaver, R (1, 1) ERA: 2.24 Bob Apodaca, R (8, 1) ERA: 2.06	IP: 7.0 WLS: L BF: 28 H: 5 R: 2 ER: 2 SO: 9 BB: 3 IBB: 2 HBP: 0 BLK: 0 WP: 0 HR: 0 S: 42 P: 58 ERA: 2.57 WHIP: 1.143															PITCHER Tom Seaver, R (1, 1) ERA: 2.24 Bob Apodaca, R (8, 1) ERA: 2.06	IP: 7.0 WLS: L BF: 28 H: 5 R: 2 ER: 2 SO: 9 BB: 3 IBB: 2 HBP: 0 BLK: 0 WP: 0 HR: 0 S: 42 P: 58 ERA: 2.57 WHIP: 1.143					

New York Mets @ Cincinnati Reds
Riverfront Stadium, Cincinnati, OH
Sat May 15 1976, 7:05 PM EDT
Att: 34,186 - Unknown

AB	28
R	2
H	7
RBI	1
BB	4
SO	10
LOB	14



Batter	1	2	3	4	5	6	7	8	9	AB	R	H	RBI	BB	SO	LOB	TOP			
Mike Phillips, L OBP: 0.286, SLG: 0.286 (1, 6)										5	0	1	0	0	0	5				
Felix Milan, R OBP: 0.352, SLG: 0.372 (1, 4)										5	0	0	0	0	1	3				
John Milner, L OBP: 0.554, SLG: 0.736 (1, 7)										5	0	1	0	0	2	3				
Dave Kingman, R OBP: 0.313, SLG: 0.625 (3, 3)										4	3	3	0	1	0	0				
Bud Harrelson, S OBP: 0.405, SLG: 0.319 (9, 6)										0	0	0	0	0	0	0				
Ed Kranepool, L OBP: 0.315, SLG: 0.375 (3, 9)										5	2	2	2	0	0	3				
Joe Torre, R OBP: 0.413, SLG: 0.535 (9, 3)										5	1	2	2	0	2	4				
Ron Hodges, L OBP: 0.386, SLG: 0.516 (1, 2)										3	1	2	0	1	0	0				
Del Unser, L OBP: 0.256, SLG: 0.317 (1, 8)										4	0	1	1	0	0	4				
Jon Matlack, L OBP: 0.286, SLG: 0.222 (1, 1)										3	0	2	2	1	1	1				
Inning Stats	R: 0 E: 0 K: 0 S: 3	H: 1 LOB: 0 BB: 0 P: 3	R: 2 E: 0 K: 1 S: 8	H: 4 LOB: 1 BB: 0 P: 8	R: 0 E: 0 K: 1 S: 5	H: 0 LOB: 0 BB: 0 P: 5	R: 3 E: 0 K: 0 S: 7	H: 4 LOB: 1 BB: 0 P: 7	R: 0 E: 0 K: 1 S: 5	H: 0 LOB: 0 BB: 0 P: 5	R: 0 E: 0 K: 1 S: 6	H: 1 LOB: 2 BB: 1 P: 10	R: 2 E: 0 K: 1 S: 7	H: 2 LOB: 2 BB: 2 P: 15	R: 0 E: 0 K: 0 S: 5	H: 2 LOB: 2 BB: 0 P: 5	1B: 10 2B: 2 3B: 0 HR: 2	SF: 0 SAC: 0 DP: 1 HBP: 0	WP: 0 PB: 0 SB: 0 CS: 1	PA: 42
PITCHER	IP WLS BF H R ER SO BB IBB HBP BLK WP HR S P ERA WHIP																			
Gary Nolan, R ERA: 2.82 (1, 1)	4.0 L 19 9 5 5 2 0 0 0 0 0 0 2 23 23 11.25 2.250																			
Fred Norman, L ERA: 4.0 (5, 1)	3.0 11 1 0 0 3 1 0 0 0 0 0 0 16 20 0.00 0.667																			
Pedro Borbon, R ERA: 5.94 (8, 1)	0.1 4 1 2 2 1 2 0 0 0 0 0 0 4 12 54.00 9.000																			
Will McEnaney, L ERA: 7.36 (8, 1)	1.2 8 3 0 0 0 0 0 0 0 0 0 0 8 8 0.00 1.800																			

New York Mets @ Cincinnati Reds
Riverfront Stadium, Cincinnati, OH
Sun May 16 1976, 3:33 AM EDT
Unknown

AB 39
R 7
H 14
RBI 7
BB 3
SO 6
LOB 23

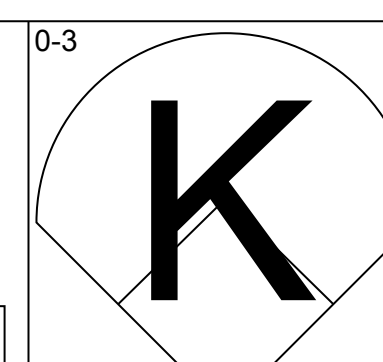
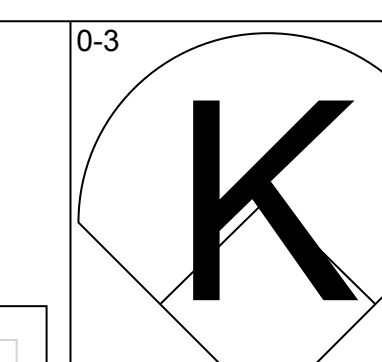
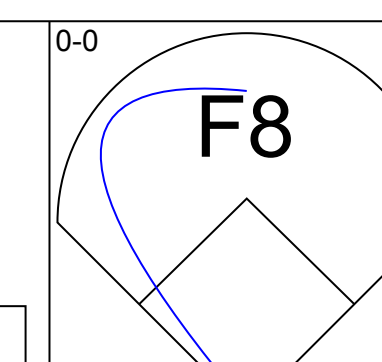
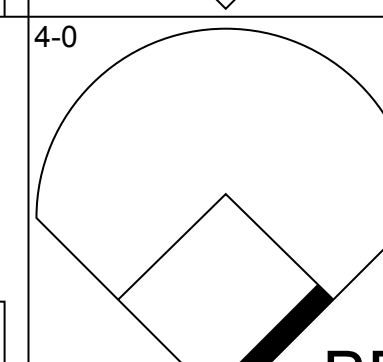
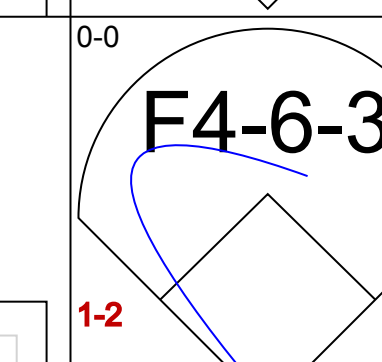
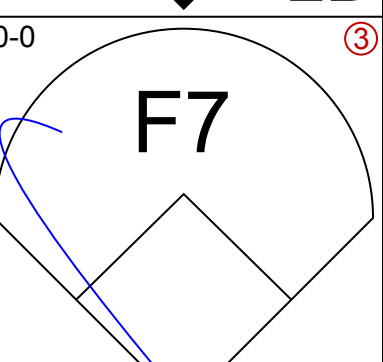
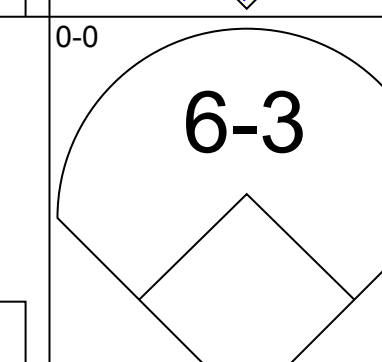
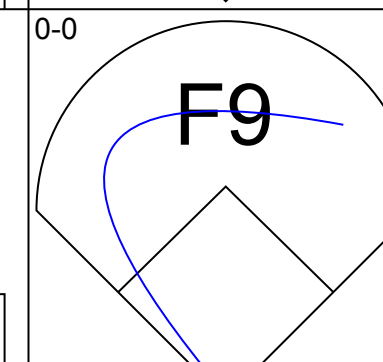
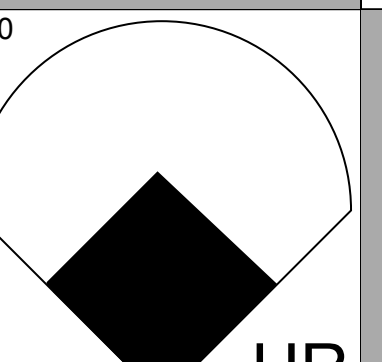
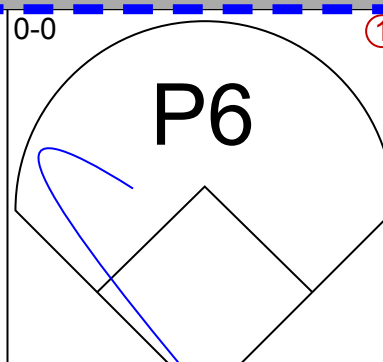
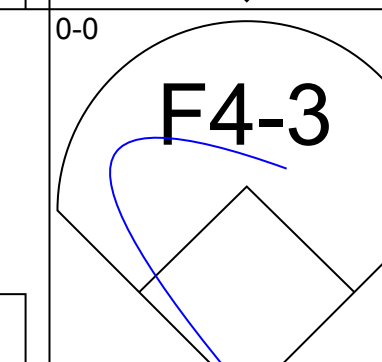
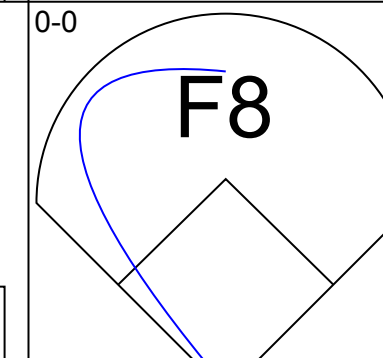
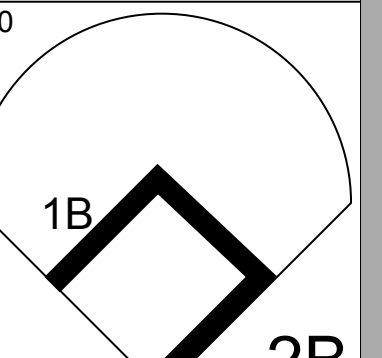

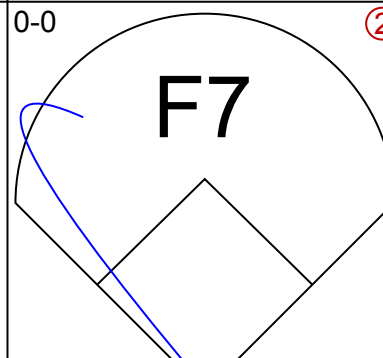
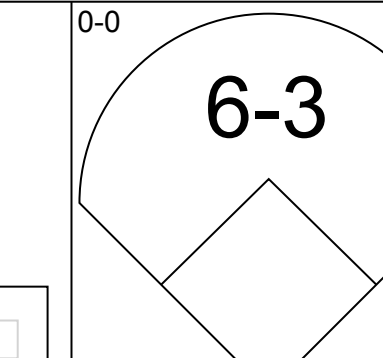
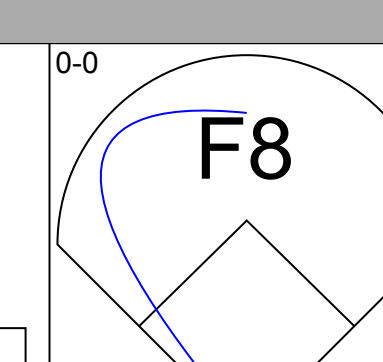
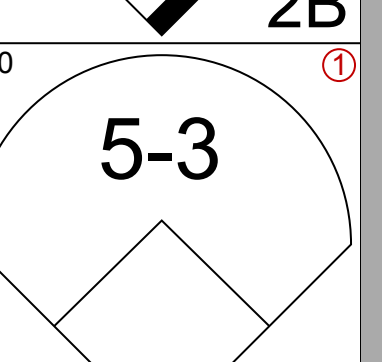
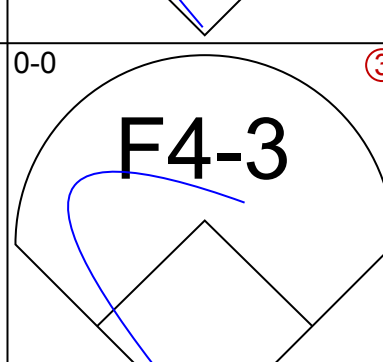
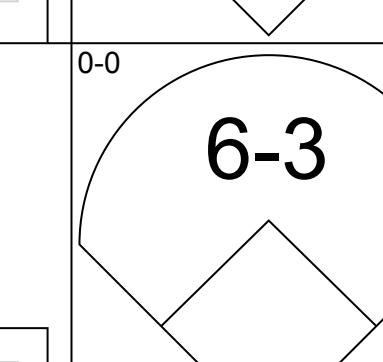
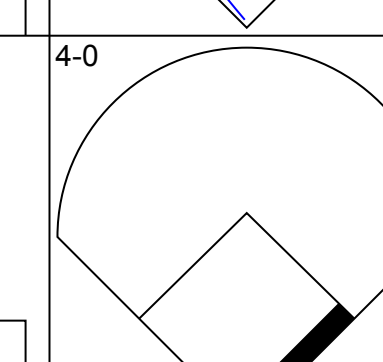
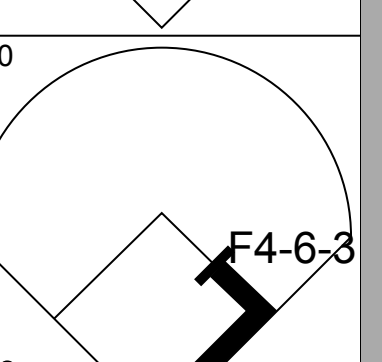

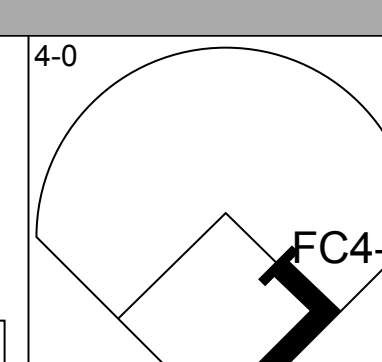

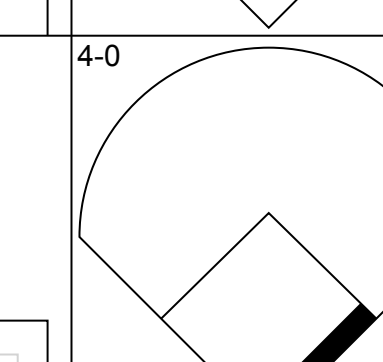
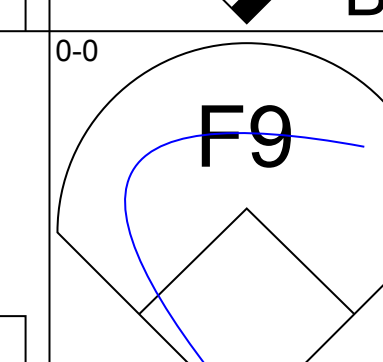
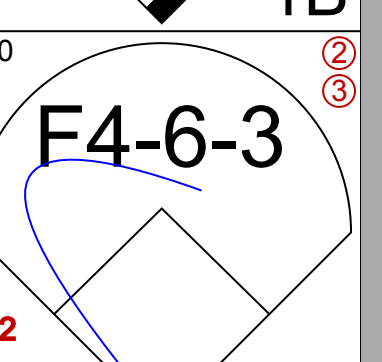
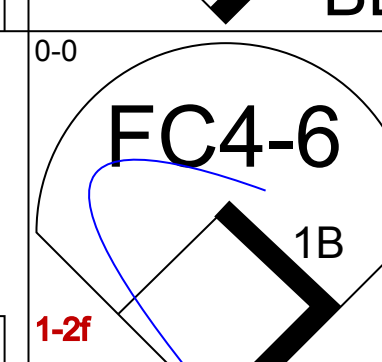

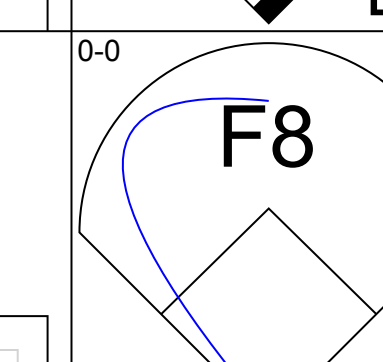
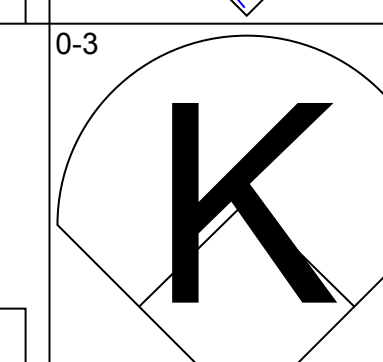
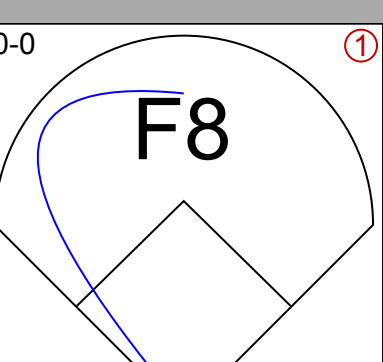
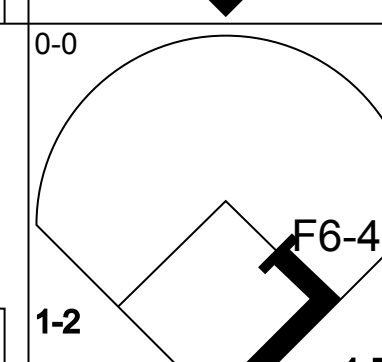
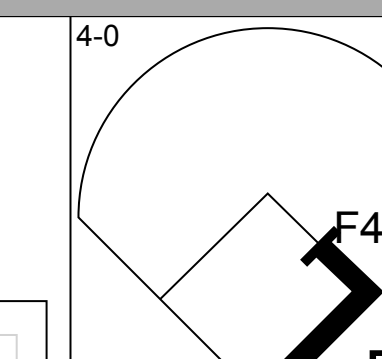
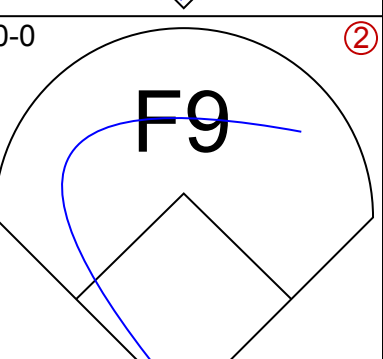
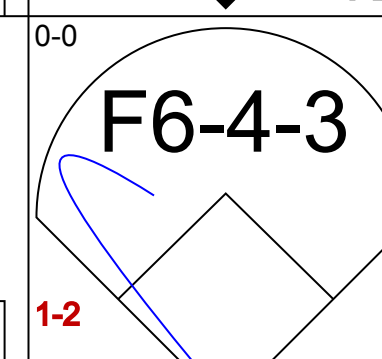


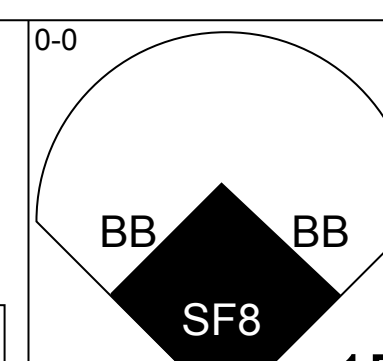
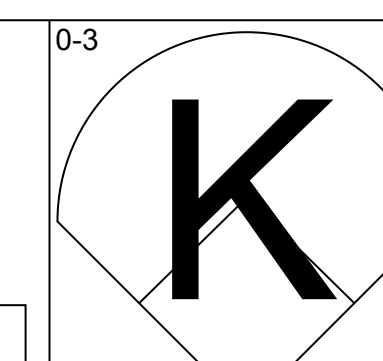
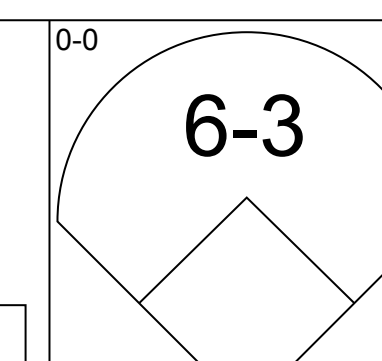
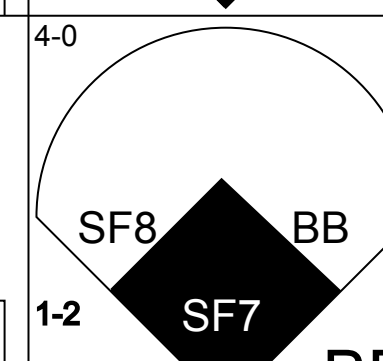
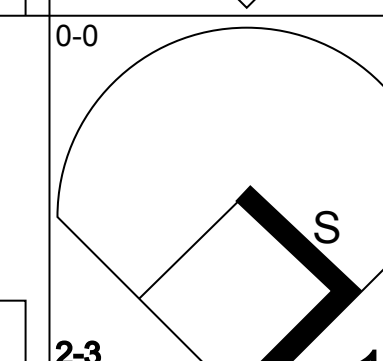
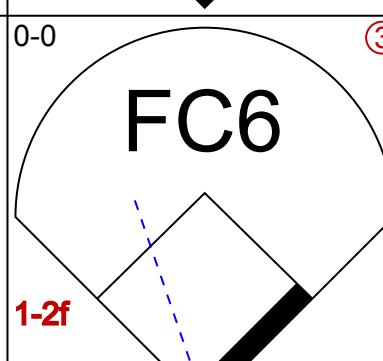
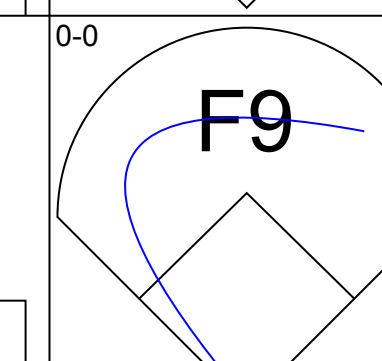
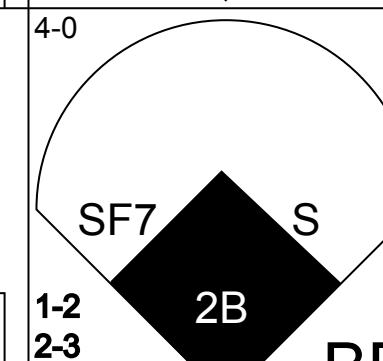
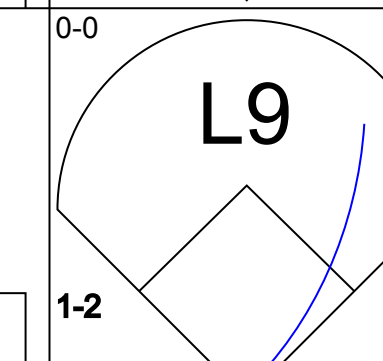
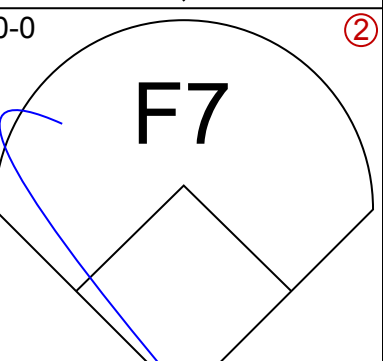
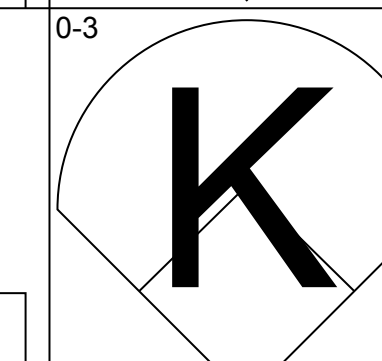
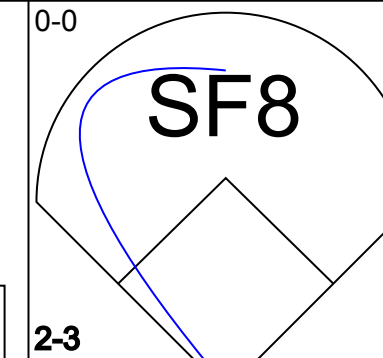
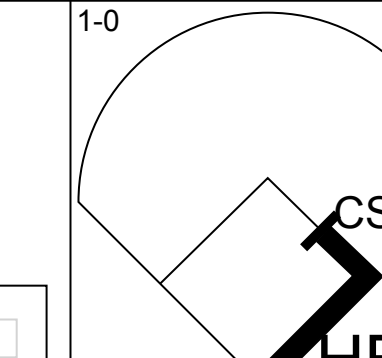
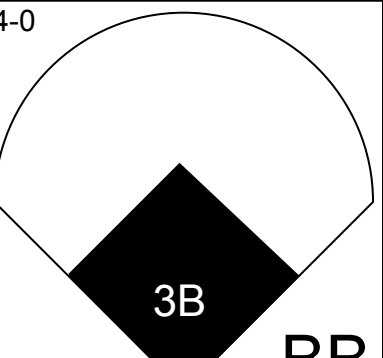
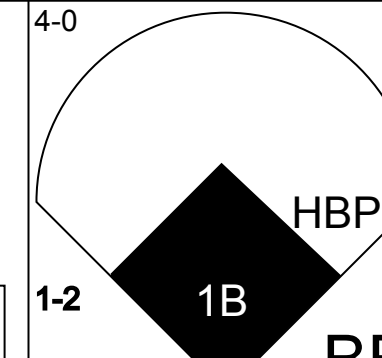

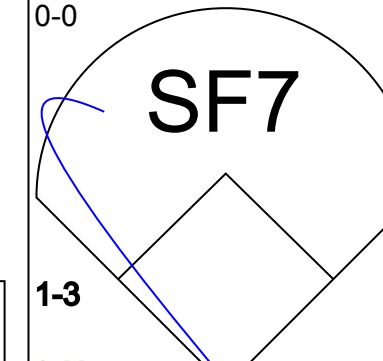
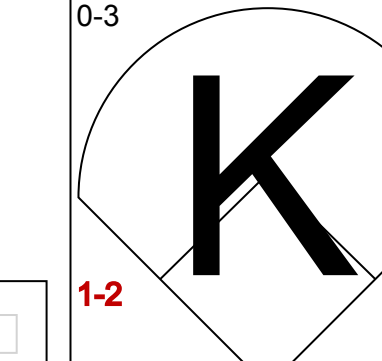
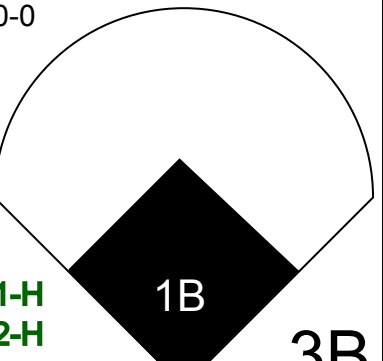

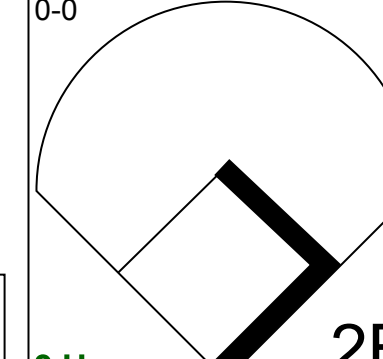
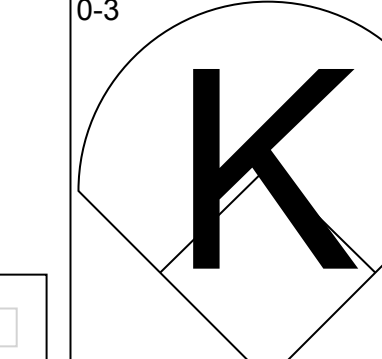
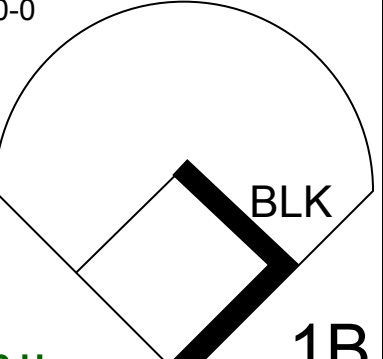
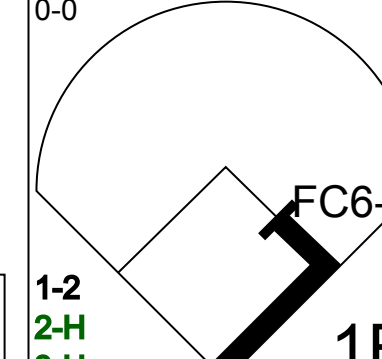

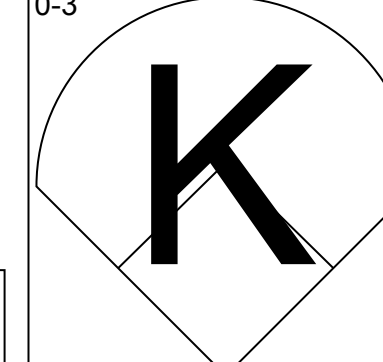
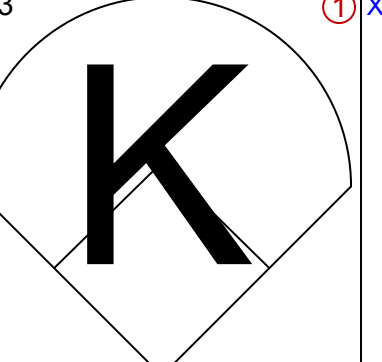
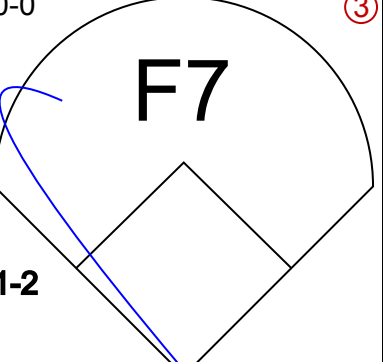
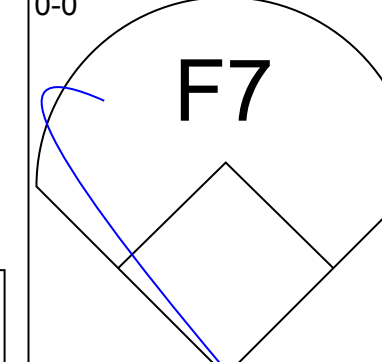
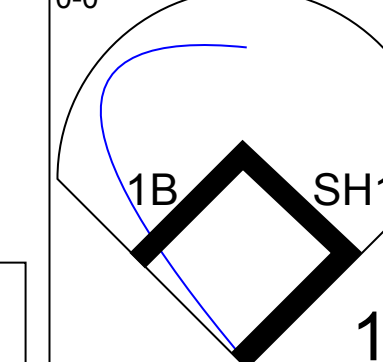
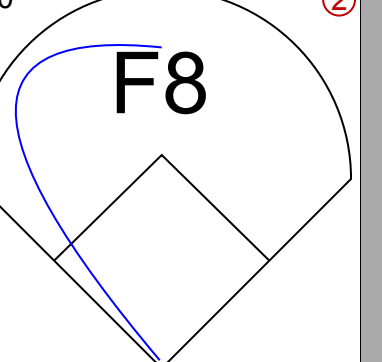
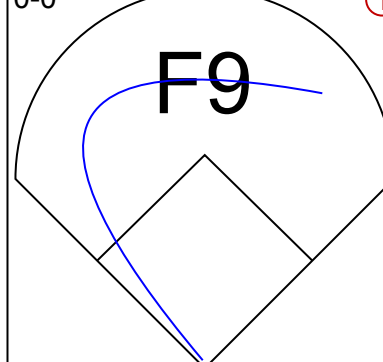
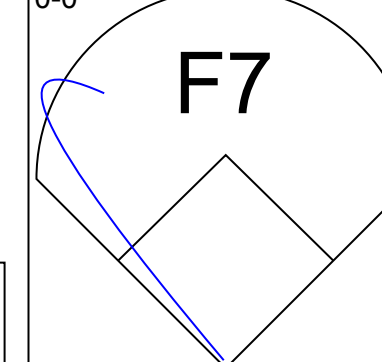
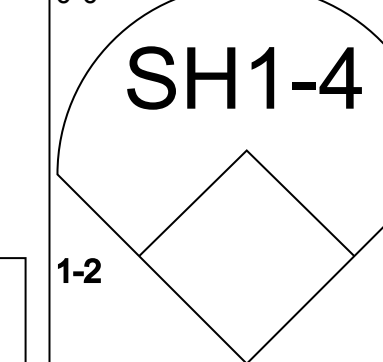
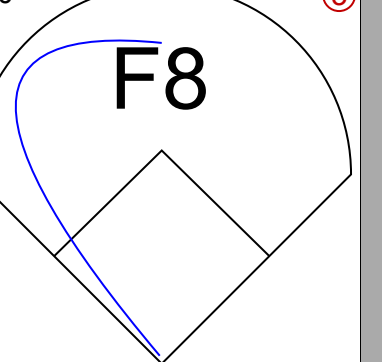
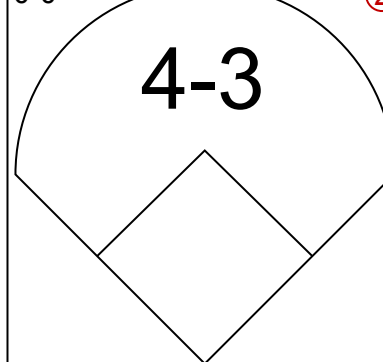
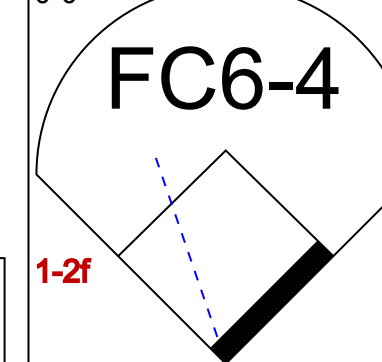
Batter	1	2	3	4	5	6	7	8	9	AB	R	H	RBI	BB	SO	LOB	BOTTOM			
Pete Rose, S OBP: 0.483, SLG: 0.560 (1, 5)										4	1	2	1	0	0	0				
Dave Concepcion, R OBP: 0.303, SLG: 0.353 (1, 6)										4	2	1	0	0	0	1				
Johnny Bench, R OBP: 0.352, SLG: 0.545 (1, 2)										4	0	0	0	0	0	2				
Tony Perez, R OBP: 0.308, SLG: 0.393 (1, 3)										4	1	1	2	0	1	0				
George Foster, R OBP: 0.369, SLG: 0.446 (1, 9)										4	0	1	1	0	0	0				
Bob Bailey, R OBP: 0.333, SLG: 0.500 (1, 7)										4	1	2	0	0	0	1				
Joel Youngblood, R OBP: 0.333, SLG: 0.393 (1, 8)										4	0	0	0	0	1	2				
Doug Flynn, R OBP: 0.320, SLG: 0.292 (1, 4)										4	0	2	1	0	0	0				
Gary Nolan, R OBP: 0.238, SLG: 0.235 (5, 1)										1	0	0	0	0	0	0				
Fred Norman, S OBP: 0.147, SLG: 0.143 (7, 9)										1	0	0	0	0	0	0				
Ed Armbrister, R OBP: 0.333, SLG: 0.333 (8, 1)										0	0	0	0	0	0	0				
Pedro Borbon, R OBP: 0.308, SLG: 0.393 (8, 1)										0	0	0	0	0	0	0				
Will McEnaney, L OBP: 0.307, SLG: 0.417 (9, 9)										1	0	0	0	0	1	1				
Inning Stats	R: 2 E: 0 K: 0 S: 6	H: 3 LOB: 1 BB: 0 P: 6	R: 0 E: 0 K: 1 S: 5	H: 0 LOB: 0 BB: 0 P: 5	R: 0 E: 0 K: 0 S: 3	H: 0 LOB: 0 BB: 0 P: 3	R: 0 E: 0 K: 0 S: 4	H: 1 LOB: 1 BB: 0 P: 4	R: 0 E: 0 K: 0 S: 3	H: 0 LOB: 0 BB: 0 P: 3	R: 1 E: 0 K: 0 S: 4	H: 1 LOB: 1 BB: 0 P: 4	R: 0 E: 0 K: 1 S: 6	H: 1 LOB: 1 BB: 0 P: 6	R: 1 E: 0 K: 1 S: 7	H: 2 LOB: 1 BB: 0 P: 7	1B: 6 2B: 2 3B: 0 HR: 1	SF: 0 SAC: 0 DP: 0 HBP: 0	WP: 0 PB: 0 SB: 0 CS: 0	PA: 36
PITCHER	IP WLS BF H R ER SO BB IBB HBP BLK WP HR S P ERA WHIP																			
Jon Matlack, L ERA: 2.87 (1, 1)	9.0 W 36 9 5 5 3 0 0 0 0 0 1 42 42 5.00 1.000																			

New York Mets @ Cincinnati Reds
Riverfront Stadium, Cincinnati, OH
Sun May 16 1976, 3:33 AM EDT
Unknown

AB 36
R 5
H 9
RBI 5
BB 0
SO 3
LOB 8



Batter	1	2	3	4	5	6	7	8	9	AB	R	H	RBI	BB	SO	LOB	TOP					
Bud Harrelson, S (1, 6) OBP: 0.403, SLG: 0.330 Mike Phillips, L (8, PH) OBP: 0.273, SLG: 0.273 (8, 6)										3	0	1	0	0	2	1	New York Mets @ Cincinnati Reds Riverfront Stadium, Cincinnati, OH Sun May 16 1976, 3:38 AM EDT Att: 45,148 - Unknown					
Felix Milten, R (1, 4) OBP: 0.349, SLG: 0.364										3	0	0	0	1	0	2						
John Milner, L (1, 7) OBP: 0.536, SLG: 0.754										4	1	1	1	0	0	1						
Dave Kingman, R (1, 3) OBP: 0.311, SLG: 0.621										4	0	1	0	0	0	1						
Joe Torre, R (1, 5) OBP: 0.397, SLG: 0.514 Wayne Garrett, L (8, 5) OBP: 0.311, SLG: 0.264										3	0	0	0	0	0	1						
Jerry Grote, R (1, 9) OBP: 0.406, SLG: 0.326										1	0	1	0	3	0	0						
John Stearns, R (1, 2) OBP: 0.067, SLG: 0.067										4	0	0	0	0	0	5						
Del Unser, L (1, 8) OBP: 0.257, SLG: 0.317										3	0	1	0	0	1	1						
Craig Swan, R (1, 1) Ken Sanders, R (6, 1) Ed Kranepool, L (7, PH) OBP: 0.313, SLG: 0.372 Hank Webb, R (7, 1)										1	0	0	0	1	0	0						
Inning Stats	R: 0 E: 0 K: 1 S: 5	H: 0 LOB: 1 BB: 1 P: 9	R: 0 E: 0 K: 1 S: 5	H: 0 LOB: 1 BB: 1 P: 9	R: 0 E: 0 K: 1 S: 4	H: 0 LOB: 0 BB: 1 P: 8	R: 1 E: 0 K: 0 S: 5	H: 3 LOB: 1 BB: 0 P: 5	R: 0 E: 0 K: 0 S: 4	H: 1 LOB: 1 BB: 0 P: 4	R: 0 E: 0 K: 0 S: 3	H: 0 LOB: 0 BB: 0 P: 3	R: 0 E: 0 K: 0 S: 3	H: 1 LOB: 1 BB: 1 P: 7	R: 0 E: 0 K: 0 S: 3	H: 0 LOB: 1 BB: 1 P: 7		1B: 2 2B: 2 3B: 0 HR: 1	SF: 0 SAC: 0 DP: 3 HBP: 0	WP: 0 PB: 0 SB: 0 CS: 0	PA: 34	
PITCHER	IP	WLS	BF	H	R	ER	SO	BB	IBB	HBP	BLK	WP	HR	S	P	ERA	WHIP					
Don Gullett, L (1, 1) ERA: 1.91 Pat Darcy, R (6, 1) ERA: 6.15	5.0	W	20	4	1	1	3	3	0	0	0	0	0	1	23	35	1.80	1.400				

Batter	1	2	3	4	5	6	7	8	9	AB	R	H	RBI	BB	SO	LOB	BOTTOM				
Pete Rose, S (1, 5) OBP: 0.480, SLG: 0.550										4	1	1	0	1	1	1	New York Mets @ Cincinnati Reds Riverfront Stadium, Cincinnati, OH Sun May 16 1976, 3:38 AM EDT Att: 45,148 - Unknown				
Ken Griffey, L (1, 9) OBP: 0.398, SLG: 0.482										4	2	2	0	1	0	1					
Dan Driessen, L (1, 3) OBP: 0.370, SLG: 0.400										4	2	1	0	1	1	3					
Mike Lum, L (1, 7) OBP: 0.381, SLG: 0.424										0	2	0	1	2	0	0					
Cesar Geronimo, L (1, 8) OBP: 0.415, SLG: 0.500										2	1	1	3	0	1	1					
Dave Concepcion, R (1, 6) OBP: 0.316, SLG: 0.375										4	0	3	4	0	1	0					
Bill Plummer, R (1, 2) OBP: 0.342, SLG: 0.457										4	0	0	0	0	2	4					
Doug Flynn, R (1, 4) OBP: 0.310, SLG: 0.286										4	0	1	0	0	0	2					
Don Gullett, R (1, 1) OBP: 0.154, SLG: 0.154 Pat Darcy, L (6, 1) OBP: 0.222, SLG: 0.222										1	0	0	0	0	0	0					
Inning Stats	R: 3 E: 0 K: 1 S: 7	H: 2 LOB: 2 BB: 0 P: 15	R: 0 E: 0 K: 1 S: 7	H: 2 LOB: 0 BB: 0 P: 7	R: 0 E: 0 K: 2 S: 6	H: 0 LOB: 0 BB: 0 P: 7	R: 0 E: 0 K: 1 S: 5	H: 0 LOB: 0 BB: 0 P: 5	R: 3 E: 0 K: 0 S: 6	H: 3 LOB: 1 BB: 1 P: 10	R: 0 E: 0 K: 0 S: 3	H: 0 LOB: 1 BB: 1 P: 7	R: 2 E: 0 K: 0 S: 5	H: 2 LOB: 2 BB: 1 P: 10	R: 0 E: 0 K: 1 S: 5	H: 0 LOB: 0 BB: 0 P: 5		1B: 6 2B: 2 3B: 1 HR: 0	SF: 2 SAC: 1 DP: 0 HBP: 2	WP: 0 PB: 0 SB: 2 CS: 1	PA: 39
PITCHER	IP	WLS	BF	H	R	ER	SO	BB	IBB	HBP	BLK	WP	HR	S	P	ERA	WHIP				
Craig Swan, R (1, 1) ERA: 4.31 Ken Sanders, R (6, 1) ERA: 0.93 Hank Webb, R (7, 1) ERA: 4.97	5.0	L	25	7	6	6	5	3	0	1	1	0	0	3	44	10.80	2.000				

Batter	1	2	3	4	5	6	7	8	9	AB	R	H	RBI	BB	SO	LOB	TOP					
Dave Cash, R OBP: 0.338, SLG: 0.400 (1, 4)										4	0	2	0	0	0	1						
Larry Bowa, S OBP: 0.396, SLG: 0.392 (1, 6)										4	1	2	0	0	1	2						
Mike Schmidt, R OBP: 0.438, SLG: 0.743 (1, 5)										2	0	1	1	2	0	2						
Greg Luzinski, R OBP: 0.373, SLG: 0.495 Gary Maddox, R OBP: 0.399, SLG: 0.495 (1, 7) (8, 8)										4	1	1	0	0	1	3						
Ollie Brown, R OBP: 0.520, SLG: 0.605 (1, 9)										3	0	1	0	1	1	0						
Dick Allen, R OBP: 0.347, SLG: 0.256 Tom Hutton, L OBP: 0.333, SLG: 0.143 (1, 3) (8, 3)										3	0	0	0	0	2	3						
Jerry Martin, R OBP: 0.300, SLG: 0.278 (1, 8) (8, 7)										4	0	1	1	0	1	0						
Bob Boone, R OBP: 0.359, SLG: 0.405 (1, 2)										4	0	0	0	0	0	1						
Larry Christenson, R OBP: 0.188, SLG: 0.267 Tug McGraw, R (7, 1) Gene Garber, R OBP: 0.667, SLG: 0.500 Tom Underwood, R (9, 1)										3	0	1	0	0	2	0						
Inning Stats	R: 0 E: 0 K: 1 S: 5	H: 1 LOB: 1 BB: 1 P: 9	R: 0 E: 0 K: 2 S: 7	H: 0 LOB: 0 BB: 0 P: 7	R: 0 E: 0 K: 1 S: 7	H: 2 LOB: 2 BB: 0 P: 7	R: 1 E: 0 K: 1 S: 7	H: 3 LOB: 1 BB: 0 P: 7	R: 1 E: 0 K: 1 S: 7	H: 2 LOB: 1 BB: 0 P: 7	R: 0 E: 0 K: 0 S: 2	H: 0 LOB: 0 BB: 1 P: 6	R: 0 E: 0 K: 0 S: 4	H: 1 LOB: 0 BB: 0 P: 4	R: 0 E: 0 K: 1 S: 4	H: 0 LOB: 0 BB: 1 P: 8	R: 0 E: 0 K: 2 S: 7	H: 0 LOB: 0 BB: 0 P: 7	1B: 7 2B: 2 3B: 0 HR: 0	SF: 0 SAC: 0 DP: 1 HBP: 0	WP: 0 PB: 0 SB: 0 CS: 2	PA: 35
PITCHER	IP WLS BF H R ER SO BB IBB HBP BLK WP HR S P ERA WHIP	IP WLS BF H R ER SO BB IBB HBP BLK WP HR S P ERA WHIP															IP WLS BF H R ER SO BB IBB HBP BLK WP HR S P ERA WHIP					
Mickey Lolich, L ERA: 3.06 Skip Lockwood, R ERA: 2.29 (1, 1) (8, 1)	7.0 L 29 9 2 2 6 2 0 0 0 0 0 0 39 47 2.57 1.571	2.0 6 0 0 0 3 1 0 0 0 0 0 0 11 15 0.00 0.500																				

Philadelphia Phillies @ New York Mets
Shea Stadium, Flushing, NY
Wed May 19 1976, 7:05 PM EDT
Att: 12,836 - Unknown

AB 32
R 2
H 9
RBI 2
BB 3
SO 9
LOB 12



Batter	1	2	3	4	5	6	7	8	9	AB	R	H	RBI	BB	SO	LOB	BOTTOM					
Del Unser, L OBP: 0.264, SLG: 0.331 (1, 8)										4	0	2	0	0	0	4						
Felix Milan, R OBP: 0.344, SLG: 0.358 (1, 4)										5	0	1	0	0	1	4						
John Milner, L OBP: 0.514, SLG: 0.705 (1, 7)										4	0	0	0	1	0	3						
Dave Kingman, R OBP: 0.303, SLG: 0.604 (1, 3)										4	0	0	0	0	2	4						
Ed Kranepool, L OBP: 0.319, SLG: 0.371 (1, 9)										3	1	1	0	1	0	2						
Joe Torre, R OBP: 0.402, SLG: 0.513 (1, 5)										4	0	2	0	0	0	1						
Ron Hodges, L ERA: 3.12 Jerry Grote, R OBP: 0.412, SLG: 0.333 (1, 2) (8, PH) (9, 2)										2	0	0	0	1	0	1						
Bud Harrelson, S OBP: 0.405, SLG: 0.326 Bruce Boichair, L OBP: 0.341, SLG: 0.341 Mike Phillips, L OBP: 0.273, SLG: 0.273 Benny Ayala, R OBP: 0.375, SLG: 0.333 Roy Staiger, R OBP: 0.167, SLG: 0.118 (1, 6) (7, PH) (8, 6) (8, PH) (9, 6)										1	0	0	0	1	1	1						
Mickey Lolich, S OBP: 0.200, SLG: 0.143 Wayne Garrett, L OBP: 0.317, SLG: 0.271 Skip Lockwood, R OBP: 0.600, SLG: 0.500 Leon Brown, R OBP: 1.000, SLG: 2.000 (1, 1) (7, PH) (8, 1) (8, PH)										2	0	0	0	0	1	2						
Inning Stats	R: 0 E: 0 K: 0 S: 4	H: 1 LOB: 2 BB: 1 P: 8	R: 0 E: 0 K: 0 S: 3	H: 0 LOB: 2 BB: 2 P: 11	R: 0 E: 0 K: 1 S: 5	H: 0 LOB: 0 BB: 0 P: 5	R: 0 E: 0 K: 1 S: 6	H: 1 LOB: 1 BB: 0 P: 6	R: 0 E: 0 K: 1 S: 7	H: 2 LOB: 2 BB: 0 P: 7	R: 0 E: 0 K: 0 S: 3	H: 1 LOB: 0 BB: 0 P: 3	R: 0 E: 0 K: 0 S: 3	H: 1 LOB: 1 BB: 1 P: 7	R: 1 E: 0 K: 1 S: 7	H: 2 LOB: 2 BB: 1 P: 11	R: 0 E: 0 K: 1 S: 6	H: 1 LOB: 1 BB: 0 P: 6	1B: 7 2B: 2 3B: 0 HR: 0	SF: 0 SAC: 1 DP: 2 HBP: 0	WP: 0 PB: 0 SB: 1 CS: 0	PA: 39
PITCHER	IP WLS BF H R ER SO BB IBB HBP BLK WP HR S P ERA WHIP	IP WLS BF H R ER SO BB IBB HBP BLK WP HR S P ERA WHIP															IP WLS BF H R ER SO BB IBB HBP BLK WP HR S P ERA WHIP					
Larry Christenson, R ERA: 2.95 Tug McGraw, L ERA: 2.95 Gene Garber, R ERA: 3.38 Tom Underwood, L ERA: 7.2 (1, 1) (7, 1) (8, 1) (9, 1)	6.0 W 27 6 0 0 3 4 0 0 0 0 0 0 29 45 0.00 1.667	1.2 7 2 1 1 1 1 0 0 0 0 0 0 8 12 5.40 1.800																				

Philadelphia Phillies @ New York Mets
Shea Stadium, Flushing, NY
Wed May 19 1976, 7:05 PM EDT
Att: 12,836 - Unknown

AB 33
R 1
H 9
RBI 1
BB 5
SO 5
LOB 24



Batter	1	2	3	4	5	6	7	8	9	AB	R	H	RBI	BB	SO	LOB	TOP			
Dave Cash, R OBP: 0.336, SLG: 0.391		6-3		1-3			G4-6-3			3	1	0	0	1	0	1				
Larry Bowa, S OBP: 0.382, SLG: 0.387		K			4-3			F6		4	1	1	0	0	1	0				
Mike Schmidt, R OBP: 0.433, SLG: 0.752	K	K			K					4	1	1	1	0	3	2				
Greg Luzinski, R OBP: 0.368, SLG: 0.495			6-3			F7				4	1	1	2	0	0	0				
Gary Maddox, R OBP: 0.399, SLG: 0.495								4-3		0	0	0	0	0	0	0				
Jay Johnstone, L OBP: 0.367, SLG: 0.475				BB		F4				3	1	1	1	1	0	0				
Tom Hutton, L OBP: 0.355, SLG: 0.167				BB		4-3				3	0	1	1	1	0	0				
Bobby Tolan, L OBP: 0.303, SLG: 0.493										4	0	1	0	0	0	2				
Jerry Martin, R OBP: 0.300, SLG: 0.278										0	0	0	0	0	0	0				
Bob Boone, R OBP: 0.344, SLG: 0.386	K									4	0	0	0	0	3	2				
Jim Lonborg, R OBP: 0.364, SLG: 0.316	B1									3	0	1	0	0	1	2				
Tug McGraw, R (7, 1)										0	0	0	0	0	0	0				
Inning Stats	R: 4 E: 0 K: 2 S: 12	H: 5 LOB: 2 BB: 1 P: 16	R: 0 E: 0 K: 2 S: 7	H: 0 LOB: 0 BB: 0 P: 7	R: 0 E: 0 K: 0 S: 2	H: 0 LOB: 1 BB: 2 P: 10	R: 0 E: 0 K: 2 S: 7	H: 0 LOB: 0 BB: 0 P: 7	R: 0 E: 0 K: 1 S: 5	H: 0 LOB: 0 BB: 0 P: 5	R: 0 E: 0 K: 0 S: 3	H: 1 LOB: 0 BB: 0 P: 3	R: 1 E: 0 K: 0 S: 4	H: 1 LOB: 0 BB: 0 P: 4	R: 0 E: 0 K: 1 S: 5	H: 0 LOB: 0 BB: 0 P: 5	1B: 4 2B: 2 3B: 0 HR: 1	SF: 0 SAC: 0 DP: 2 HBP: 0	WP: 1 PB: 0 SB: 0 CS: 0	PA: 35
PITCHER Tom Seaver, R ERA: 2.6	IP: 9.0 WLS: L BF: 35 H: 7 R: 5 ER: 5 SO: 8 BB: 3 IBB: 0 HBP: 0 BLK: 0 WP: 1 HR: 1 S: 48 P: 60 ERA: 5.00 WHIP: 1.111																			

Philadelphia Phillies @ New York Mets
Shea Stadium, Flushing, NY
Thu May 20 1976, 3:33 AM EDT
Att: 16,914 - Unknown

AB 32
R 5
H 7
RBI 5
BB 3
SO 8
LOB 9



Batter	1	2	3	4	5	6	7	8	9	AB	R	H	RBI	BB	SO	LOB	BOTTOM					
Mike Phillips, L OBP: 0.259, SLG: 0.259										5	0	1	1	0	1	0						
Wayne Garrett, L OBP: 0.323, SLG: 0.279										4	0	2	0	0	0	1						
John Milner, L OBP: 0.500, SLG: 0.677	K									4	1	1	0	0	1	3						
Dave Kingman, R OBP: 0.308, SLG: 0.622										4	1	2	2	0	1	1						
Ed Kranepool, L OBP: 0.326, SLG: 0.378										3	0	2	0	0	0	0						
Joe Torre, R OBP: 0.398, SLG: 0.506										1	0	0	0	0	1	1						
Del Unser, L OBP: 0.266, SLG: 0.331										3	0	1	0	0	0	2						
Benny Ayala, R OBP: 0.200, SLG: 0.316										1	0	0	0	0	0	1						
Leon Brown, R OBP: 1.000, SLG: 2.000										0	0	0	0	0	0	0						
Jerry Grote, R OBP: 0.396, SLG: 0.319										4	0	0	0	0	0	4						
Felix Millan, R OBP: 0.342, SLG: 0.362										4	1	1	0	0	1	1						
Tom Seaver, R OBP: 0.192, SLG: 0.087										3	0	0	0	0	0	1						
Bud Harrelson, S OBP: 0.402, SLG: 0.323										1	0	0	0	0	0	0						
Inning Stats	R: 0 E: 0 K: 1 S: 6	H: 1 LOB: 1 BB: 0 P: 6	R: 0 E: 0 K: 0 S: 4	H: 1 LOB: 1 BB: 0 P: 4	R: 0 E: 0 K: 0 S: 4	H: 1 LOB: 1 BB: 0 P: 4	R: 0 E: 0 K: 1 S: 6	H: 1 LOB: 1 BB: 0 P: 6	R: 0 E: 0 K: 0 S: 3	H: 0 LOB: 0 BB: 0 P: 3	R: 2 E: 0 K: 0 S: 6	H: 3 LOB: 1 BB: 0 P: 6	R: 1 E: 0 K: 0 S: 5	H: 2 LOB: 1 BB: 0 P: 5	R: 0 E: 0 K: 1 S: 6	H: 1 LOB: 1 BB: 0 P: 6	R: 0 E: 0 K: 2 S: 7	H: 0 LOB: 0 BB: 0 P: 7	1B: 8 2B: 1 3B: 0 HR: 1	SF: 0 SAC: 0 DP: 0 HBP: 0	WP: 0 PB: 0 SB: 0 CS: 0	PA: 37
PITCHER Jim Lonborg, R ERA: 2.19	IP: 6.1 WLS: W BF: 28 H: 9 R: 3 ER: 3 SO: 3 BB: 0 IBB: 0 HBP: 0 BLK: 0 WP: 0 HR: 1 S: 32 P: 32 ERA: 4.26 WHIP: 1.421																					
PITCHER Tug McGraw, L ERA: 2.63	IP: 2.2 WLS: S BF: 9 H: 1 R: 0 ER: 0 SO: 3 BB: 0 IBB: 0 HBP: 0 BLK: 0 WP: 0 HR: 0 S: 15 P: 15 ERA: 0.00 WHIP: 0.375																					

Philadelphia Phillies @ New York Mets
Shea Stadium, Flushing, NY
Thu May 20 1976, 3:33 AM EDT
Att: 16,914 - Unknown

AB 37
R 3
H 10
RBI 3
BB 0
SO 5
LOB 15



Batter	1	2	3	4	5	6	7	8	9	AB	R	H	RBI	BB	SO	LOB	TOP								
Wayne Garrett, L (1.5) OBP: 0.333, SLG: 0.322	4-0 FC5-4 BB		0-0 F5		0-0 6-3		0-0 HR		0-0 6-3 2B	4	1	2	4	1	0	0									
Felix Milan, R (1.4) OBP: 0.344, SLG: 0.366	0-0 FC5-4 G4-6-3 1-2		0-3 K		4-0 BB		0-0 2B		0-0 6-3 2-3	4	0	1	0	1	1	3									
John Milner, L (1.7) Ken Sanders, R (9.1)	0-0 G4-6-3 1-2		0-0 1B		0-0 F2		0-0 4-3		0-0 1-3	5	0	1	0	0	0	5									
Dave Kingman, R (1.9) OBP: 0.300, SLG: 0.605		0-0 F6	0-3 K		0-0 5-3		0-0 5-3			4	0	0	0	0	1	1									
Ed Kranepool, L (1.3) OBP: 0.338, SLG: 0.389		0-0 BB 1B		0-0 G6-3 1B		0-0 F7		0-0 1B		4	0	3	0	0	0	0									
Del Unser, L (1.8) OBP: 0.259, SLG: 0.321		0-3 K		0-0 G6-3 1-2		0-3 K		0-0 F8		4	0	0	0	0	2	2									
Jerry Grote, R (1.2) Mike Phillips, L (9. PR) OBP: 0.259, SLG: 0.259		4-0 BB 1-2 BB		4-0 BB		0-0 F8		4-0 FC1-5 1B BB		1	0	0	0	3	0	0									
Bud Harrelson, S (1.6) Ron Hodges, L (9. PH) OBP: 0.368, SLG: 0.500		4-0 BB 1-2 2-3 BB		0-0 6-3		0-0 2-3		0-0 FC1-5 2B 1B		2	0	0	0	1	0	1									
Jon Matlack, L (1.1) Bruce Boesch, L (7. PH) Bob Apodaca, R (7.1) Skip Lockwood, R (7.1) Joe Torre, R (9. PR) Leon Brown, R (9.7) OBP: 0.287, SLG: 0.200 OBP: 0.306, SLG: 0.357 OBP: 0.300, SLG: 0.170 OBP: 0.250, SLG: 0.250 OBP: 0.303, SLG: 0.500 OBP: 1.000, SLG: 2.000		0-3 K		0-3 K		0-0 HR 1B		0-0 FC1-5 2B		2	0	0	0	0	2	3									
Inning Stats	R: 0 E: 0 K: 0 S: 2	H: 0 LOB: 0 BB: 1 P: 6	R: 0 E: 0 K: 2 S: 8	H: 1 LOB: 3 BB: 2 P: 16	R: 0 E: 0 K: 2 S: 8	H: 1 LOB: 1 BB: 0 P: 8	R: 0 E: 0 K: 0 S: 3	H: 1 LOB: 1 BB: 1 P: 7	R: 0 E: 0 K: 1 S: 5	H: 0 LOB: 1 BB: 1 P: 9	R: 0 E: 0 K: 1 S: 5	H: 0 LOB: 0 BB: 0 P: 5	R: 2 E: 0 K: 0 S: 6	H: 3 LOB: 1 BB: 0 P: 6	R: 0 E: 0 K: 0 S: 3	H: 1 LOB: 0 BB: 0 P: 3	R: 2 E: 0 K: 0 S: 5	H: 2 LOB: 2 BB: 1 P: 9	1B: 6 2B: 2 3B: 0 HR: 1	SF: 0 SAC: 0 DP: 2 HBP: 0	WP: 0 PB: 0 SB: 0 CS: 0	PA: 39			
PITCHER	IP WLS BF H R ER SO BB IBB HBP BLK WP HR S P ERA WHIP	IP WLS BF H R ER SO BB IBB HBP BLK WP HR S P ERA WHIP	IP WLS BF H R ER SO BB IBB HBP BLK WP HR S P ERA WHIP	IP WLS BF H R ER SO BB IBB HBP BLK WP HR S P ERA WHIP	IP WLS BF H R ER SO BB IBB HBP BLK WP HR S P ERA WHIP	IP WLS BF H R ER SO BB IBB HBP BLK WP HR S P ERA WHIP	IP WLS BF H R ER SO BB IBB HBP BLK WP HR S P ERA WHIP	IP WLS BF H R ER SO BB IBB HBP BLK WP HR S P ERA WHIP	IP WLS BF H R ER SO BB IBB HBP BLK WP HR S P ERA WHIP	IP WLS BF H R ER SO BB IBB HBP BLK WP HR S P ERA WHIP	IP WLS BF H R ER SO BB IBB HBP BLK WP HR S P ERA WHIP	IP WLS BF H R ER SO BB IBB HBP BLK WP HR S P ERA WHIP	IP WLS BF H R ER SO BB IBB HBP BLK WP HR S P ERA WHIP	IP WLS BF H R ER SO BB IBB HBP BLK WP HR S P ERA WHIP	IP WLS BF H R ER SO BB IBB HBP BLK WP HR S P ERA WHIP	IP WLS BF H R ER SO BB IBB HBP BLK WP HR S P ERA WHIP	IP WLS BF H R ER SO BB IBB HBP BLK WP HR S P ERA WHIP	IP WLS BF H R ER SO BB IBB HBP BLK WP HR S P ERA WHIP	IP WLS BF H R ER SO BB IBB HBP BLK WP HR S P ERA WHIP	IP WLS BF H R ER SO BB IBB HBP BLK WP HR S P ERA WHIP	IP WLS BF H R ER SO BB IBB HBP BLK WP HR S P ERA WHIP	IP WLS BF H R ER SO BB IBB HBP BLK WP HR S P ERA WHIP	IP WLS BF H R ER SO BB IBB HBP BLK WP HR S P ERA WHIP	IP WLS BF H R ER SO BB IBB HBP BLK WP HR S P ERA WHIP	IP WLS BF H R ER SO BB IBB HBP BLK WP HR S P ERA WHIP

New York Mets @ Montreal Expos
 Jarry Park, Montreal, QB
 Fri May 21 1976, 7:05 PM EDT
 Att. 8,543 - Unknown - 55 F

AB	33
R	4
H	9
RBI	4
BB	6
SO	6
LOB	17



Batter	1	2	3	4	5	6	7	8	9	AB	R	H	RBI	BB	SO	LOB	BOTTOM								
Pepe Mangual, R (1.7) OBP: 0.442, SLG: 0.449	0-0 1B	4-0 BB		0-0 1-3 1B			4-0 BB		0-0 F9	3	0	2	0	2	0	0									
Jerry White, S (1.8) OBP: 0.325, SLG: 0.366	0-0 F3	0-0 F5		0-0 F3			0-0 1B 2B		0-0 G3	5	1	1	0	0	0	4									
Andre Thornton, R (1.3) OBP: 0.368, SLG: 0.415	0-0 1-H HR		0-3 K		0-0 F6		0-0 3-H 1B		0-0 F4	5	1	2	3	0	1	0									
Gary Carter, R (1.2) OBP: 0.349, SLG: 0.351	0-0 1B E6		4-0 FC5-4 BB		0-0 5-3		0-0 F8			3	0	0	0	1	0	1									
Larry Parrish, R (1.5) OBP: 0.292, SLG: 0.333	0-0 F4		0-3 K		0-0 2-3				0-0 6-3	4	0	0	0	0	1	2									
Tim Foli, R (1.6) OBP: 0.278, SLG: 0.431	0-0 FC5-4 1-3 1B		0-0 FC5-4 1-2		0-0 F4		0-0 F8		0-0 F8	4	0	1	0	0	0	1									
Pete Mackanin, R (1.4) Pepe Frias, R (9.4) OBP: 0.258, SLG: 0.377 OBP: 0.364, SLG: 0.400	0-0 FC5-4 1-2		0-0 5-3		0-0 L4		0-0 2B			4	0	1	0	0	0	2									
Bombo Rivera, R (1.9) Jim Lyttle, L (7.9) OBP: 0.308, SLG: 0.333		0-0 F9		0-0 F9		0-0 F7		4-0 IBB		3	0	0	0	0	0	0									
Steve Rogers, R (1.1) Dale Murray, R (9.1) OBP: 0.174, SLG: 0.174		0-0 F9		0-0 1B 1B		0-0 K		0-3 K		4	0	1	0	0	2	2									
Inning Stats	R: 2 E: 1 K: 0 S: 7	H: 3 LOB: 2 BB: 0 P: 7	R: 0 E: 0 K: 0 S: 3	H: 0 LOB: 1 BB: 1 P: 7	R: 0 E: 0 K: 2 S: 7	H: 0 LOB: 1 BB: 1 P: 11	R: 0 E: 0 K: 0 S: 5	H: 2 LOB: 2 BB: 0 P: 5	R: 0 E: 0 K: 0 S: 3	H: 0 LOB: 0 BB: 0 P: 3	R: 1 E: 0 K: 1 S: 6	H: 2 LOB: 1 BB: 1 P: 10	R: 0 E: 0 K: 1 S: 6	H: 1 LOB: 2 BB: 1 P: 10	R: 0 E: 0 K: 0 S: 3	H: 0 LOB: 0 BB: 0 P: 3	1B: 5 2B: 2 3B: 0 HR: 1	SF: 0 SAC: 0 DP: 0 HBP: 0	WP: 0 PB: 0 SB: 1 CS: 0	PA: 39					
PITCHER	IP WLS BF H R ER SO BB IBB HBP BLK WP HR S P ERA WHIP	IP WLS BF H R ER SO BB IBB HBP BLK WP HR S P ERA WHIP	IP WLS BF H R ER SO BB IBB HBP BLK WP HR S P ERA WHIP	IP WLS BF H R ER SO BB IBB HBP BLK WP HR S P ERA WHIP	IP WLS BF H R ER SO BB IBB HBP BLK WP HR S P ERA WHIP	IP WLS BF H R ER SO BB IBB HBP BLK WP HR S P ERA WHIP	IP WLS BF H R ER SO BB IBB HBP BLK WP HR S P ERA WHIP	IP WLS BF H R ER SO BB IBB HBP BLK WP HR S P ERA WHIP	IP WLS BF H R ER SO BB IBB HBP BLK WP HR S P ERA WHIP	IP WLS BF H R ER SO BB IBB HBP BLK WP HR S P ERA WHIP	IP WLS BF H R ER SO BB IBB HBP BLK WP HR S P ERA WHIP	IP WLS BF H R ER SO BB IBB HBP BLK WP HR S P ERA WHIP	IP WLS BF H R ER SO BB IBB HBP BLK WP HR S P ERA WHIP	IP WLS BF H R ER SO BB IBB HBP BLK WP HR S P ERA WHIP	IP WLS BF H R ER SO BB IBB HBP BLK WP HR S P ERA WHIP	IP WLS BF H R ER SO BB IBB HBP BLK WP HR S P ERA WHIP	IP WLS BF H R ER SO BB IBB HBP BLK WP HR S P ERA WHIP	IP WLS BF H R ER SO BB IBB HBP BLK WP HR S P ERA WHIP	IP WLS BF H R ER SO BB IBB HBP BLK WP HR S P ERA WHIP	IP WLS BF H R ER SO BB IBB HBP BLK WP HR S P ERA WHIP	IP WLS BF H R ER SO BB IBB HBP BLK WP HR S P ERA WHIP	IP WLS BF H R ER SO BB IBB HBP BLK WP HR S P ERA WHIP	IP WLS BF H R ER SO BB IBB HBP BLK WP HR S P ERA WHIP	IP WLS BF H R ER SO BB IBB HBP BLK WP HR S P ERA WHIP	IP WLS BF H R ER SO BB IBB HBP BLK WP HR S P ERA WHIP

New York Mets @ Montreal Expos
 Jarry Park, Montreal, QB
 Fri May 21 1976, 7:05 PM EDT
 Att. 8,543 - Unknown - 55 F

AB	35
R	2
H	8
RBI	3
BB	4
SO	4
LOB	12



Batter	1	2	3	4	5	6	7	8	9	AB	R	H	RBI	BB	SO	LOB	TOP										
Wayne Garrett, L (1, 5) OBP: 0.336, SLG: 0.314	F7		BB		F9			BB	F8	3	1	0	0	2	0	1											
Felix Milten, R (1, 4) OBP: 0.339, SLG: 0.356	4-3		BB			6-3		F8	5-3	4	0	0	0	1	0	2											
John Milner, L (1, 7) OBP: 0.471, SLG: 0.622	K		G3				F7	BB		4	1	1	0	0	1	2											
Dave Kingman, R (1, 9) OBP: 0.293, SLG: 0.590	5-6-3				6-3		F7	BB	F4	4	0	0	0	0	0	4											
Ed Kranepool, L (1, 3) OBP: 0.336, SLG: 0.381		5-3			4-3			BB	BB	3	1	0	1	1	0	0											
Del Unser, L (1, 8) OBP: 0.265, SLG: 0.326			G6-4-3		1-3			F7	BB	4	0	2	2	0	0	0											
Jerry Grote, R (1, 2) OBP: 0.404, SLG: 0.313			G6-4-3				F8		E4	4	0	1	1	0	0	1											
Bud Harrelson, S (1, 6) OBP: 0.394, SLG: 0.310					6-3					2	0	0	0	0	1	0											
Joe Torre, R (7, PH) OBP: 0.388, SLG: 0.494							K			1	0	0	0	0	0	1											
Mike Phillips, L (7, 6) OBP: 0.250, SLG: 0.250									G3	1	0	0	0	0	0	2											
Jerry Koosman, R (1, 1) OBP: 0.400, SLG: 0.467										2	0	1	0	0	1	0											
Bruce Boisclair, L (8, PH) OBP: 0.370, SLG: 0.372										1	1	1	0	0	0	0											
Skip Lockwood, R (8, 1) OBP: 0.500, SLG: 0.400									F7	1	0	0	0	0	0	0											
Inning Stats	R: 0 E: 0 K: 1 S: 6	H: 0 LOB: 1 BB: 0 P: 6	R: 0 E: 0 K: 0 S: 3	H: 1 LOB: 0 BB: 0 P: 3	R: 0 E: 0 K: 1 S: 5	H: 0 LOB: 2 BB: 2 P: 13	R: 0 E: 0 K: 0 S: 3	H: 0 LOB: 0 BB: 0 P: 3	R: 0 E: 0 K: 1 S: 6	H: 1 LOB: 1 BB: 0 P: 6	R: 0 E: 0 K: 0 S: 3	H: 0 LOB: 0 BB: 0 P: 3	R: 0 E: 1 K: 0 S: 4	H: 0 LOB: 1 BB: 0 P: 4	R: 0 E: 0 K: 0 S: 7	H: 4 LOB: 2 BB: 2 P: 15	R: 0 E: 0 K: 0 S: 3	H: 0 LOB: 0 BB: 0 P: 3	1B: 6 2B: 0 3B: 0 HR: 0	SF: 0 SAC: 0 DP: 1 HBP: 0	WP: 0 PB: 1 SB: 0 CS: 0	PA: 38					
PITCHER	IP	WLS	BF	H	R	ER	SO	BB	IBB	HBP	BLK	WP	HR	S	P	ERA	WHIP										
Don Stanhouse, R (1, 1) ERA: 1.44	7.0		27	3	1	1	3	2	0	0	0	0	0	31	39	1.29	0.714										
Fred Scherman, L (8, 1) ERA: 4.05	0.0	L	1	0	0	0	0	1	0	0	0	0	0	0	4	∞	∞										
Wayne Granger, R (8, 1) ERA: 3.6	0.2		4	1	0	0	0	1	0	0	0	0	0	3	7	0.00	3.000										
Dale Murray, R (8, 1) ERA: 2.08	1.1		6	2	3	3	0	0	0	0	0	0	0	6	6	20.25	1.500										

New York Mets @ Montreal Expos
 Jarry Park, Montreal, QB
 Sat May 22 1976, 7:05 PM EDT
 Alt. 7,575 - Unknown - 54 F

AB	34
R	4
H	6
RBI	4
BB	4
SO	3
LOB	13



Batter	1	2	3	4	5	6	7	8	9	AB	R	H	RBI	BB	SO	LOB	BOTTOM										
Pepe Manguat, R (1, 8) OBP: 0.427, SLG: 0.431	K		SH2-4		F9			F9		3	0	0	0	0	1	0											
Nate Colbert, R (1, 3) OBP: 0.347, SLG: 0.400	K		SF9		K			K		3	0	0	0	1	3	0											
Andre Thornton, R (1, 9) OBP: 0.372, SLG: 0.433			FC6-4		K			F9		3	0	1	0	1	1	0											
Gary Carter, R (1, 2) OBP: 0.338, SLG: 0.342	F9		SF9		F8			F7		3	0	0	1	0	0	1											
Larry Parrish, R (1, 5) OBP: 0.284, SLG: 0.323		K	FC6-4		6-3			K		4	0	0	0	0	2	2											
Tim Foli, R (1, 6) OBP: 0.286, SLG: 0.429					1-3			K		3	0	1	0	1	1	0											
Pete Mackanin, R (1, 4) OBP: 0.252, SLG: 0.368					1-3					3	0	0	0	0	1	2											
Jerry White, S (8, 8) OBP: 0.325, SLG: 0.366					K					0	0	0	0	0	0	0											
Bombo Rivera, R (1, 7) OBP: 0.310, SLG: 0.333					4-3					3	0	1	0	0	0	2											
Pepe Frias, R (8, 4) OBP: 0.364, SLG: 0.400								FC6-4		0	0	0	0	0	0	0											
Don Stanhouse, R (1, 1) OBP: 0.500, SLG: 0.750					PO			FC6-4		3	1	1	0	0	0	1											
Fred Scherman, L (8, 1) OBP: 0.333, SLG: 0.333										0	0	0	0	0	0	0											
Wayne Granger, R (8, 1) OBP: 0.325, SLG: 0.366										0	0	0	0	0	0	0											
Dale Murray, R (8, 1)										0	0	0	0	0	0	0											
Inning Stats	R: 0 E: 0 K: 2 S: 8	H: 1 LOB: 1 BB: 0 P: 8	R: 0 E: 0 K: 1 S: 6	H: 1 LOB: 1 BB: 0 P: 6	R: 1 E: 0 K: 0 S: 4	H: 1 LOB: 2 BB: 2 P: 12	R: 0 E: 0 K: 1 S: 4	H: 0 LOB: 0 BB: 1 P: 8	R: 0 E: 0 K: 1 S: 5	H: 0 LOB: 0 BB: 0 P: 5	R: 0 E: 0 K: 0 S: 4	H: 0 LOB: 0 BB: 0 P: 5	R: 0 E: 0 K: 1 S: 5	H: 1 LOB: 1 BB: 0 P: 4	R: 0 E: 0 K: 1 S: 5	H: 0 LOB: 0 BB: 0 P: 5	R: 0 E: 0 K: 2 S: 7	H: 0 LOB: 0 BB: 0 P: 7	1B: 3 2B: 0 3B: 1 HR: 0	SF: 1 SAC: 1 DP: 0 HBP: 0	WP: 0 PB: 0 SB: 1 CS: 0	PA: 34					
PITCHER	IP	WLS	BF	H	R	ER	SO	BB	IBB	HBP	BLK	WP	HR	S	P	ERA	WHIP										
Jerry Koosman, L (1, 1) ERA: 2.85	7.0		27	4	1	1	6	2	1	0	0	0	0	36	48	1.29	0.857										
Skip Lockwood, R (8, 1) ERA: 1.96	2.0	S	6	0	0	0	3	0	0	0	0	0	0	12	12	0.00	0.000										

New York Mets @ Montreal Expos
 Jarry Park, Montreal, QB
 Sat May 22 1976, 7:05 PM EDT
 Alt. 7,575 - Unknown - 54 F

AB	28
R	1
H	4
RBI	1
BB	3
SO	9
LOB	8



Batter	1	2	3	4	5	6	7	8	9	AB	R	H	RBI	BB	SO	LOB	TOP			
Wayne Garrett, L (1.5) OBP: 0.342, SLG: 0.306										3	0	0	0	1	0	1				
Felix Milan, R (1.4) OBP: 0.331, SLG: 0.346										4	0	0	0	0	0	2				
John Milner, L (1.7) OBP: 0.463, SLG: 0.617										4	1	1	0	0	0	2				
Joe Torre, R (1.3) OBP: 0.378, SLG: 0.477										4	0	1	1	0	0	0				
Del Unser, L (1.8) OBP: 0.277, SLG: 0.356										4	0	2	0	0	1	1				
Ed Kranepool, L (1.9) OBP: 0.338, SLG: 0.380										4	0	2	0	0	0	2				
Ron Hodges, L (1.2) OBP: 0.349, SLG: 0.439										4	0	0	0	0	0	5				
Bud Harrelson, S (1.6) OBP: 0.391, SLG: 0.298										3	0	0	0	0	1	1				
Mickey Lolich, S (1.1) Hank Webb, R (2.1) Bruce Boisclair, L (6. Ph) Bob Apodaca, R (6. Ph) Benny Ayala, R (8. Ph) Ken Sanders, R (8. Ph)										0	0	0	0	0	0	0				
Inning Stats	R: 0 E: 0 K: 0 S: 2	H: 0 LOB: 0 BB: 1 P: 6	R: 0 E: 0 K: 1 S: 6	H: 1 LOB: 1 BB: 0 P: 6	R: 0 E: 0 K: 0 S: 3	H: 0 LOB: 0 BB: 0 P: 3	R: 0 E: 0 K: 0 S: 3	H: 0 LOB: 1 BB: 0 P: 3	R: 0 E: 0 K: 0 S: 4	H: 1 LOB: 1 BB: 0 P: 4	R: 0 E: 0 K: 0 S: 4	H: 1 LOB: 1 BB: 0 P: 4	R: 0 E: 0 K: 2 S: 7	H: 0 LOB: 0 BB: 0 P: 7	R: 1 E: 0 K: 0 S: 6	H: 3 LOB: 2 BB: 0 P: 6	1B: 5 2B: 1 3B: 1 HR: 0	SF: 0 SAC: 0 DP: 0 HBP: 0	WP: 0 PB: 0 SB: 0 CS: 1	PA: 34
PITCHER Larry Christenson, R (1.1) ERA: 2.74	IP: 9.0 WLS: W BF: 34 H: 7 R: 1 ER: 1 SO: 3 BB: 1 IBB: 0 HBP: 0 BLK: 0 WP: 0 HR: 0 S: 39 P: 43 ERA: 1.00 WHIP: 0.889															PITCHER				

New York Mets @ Philadelphia Phillies
Veterans Stadium, Philadelphia, PA
Mon May 24 1976, 7:05 PM EDT
Att: 21,899 - Unknown

AB 33
R 1
H 7
RBI 1
BB 1
SO 3
LOB 14



Batter	1	2	3	4	5	6	7	8	9	AB	R	H	RBI	BB	SO	LOB	BOTTOM			
Dave Cash, R (1.4) OBP: 0.344, SLG: 0.390										4	2	2	2	1	0	2				
Terry Harmon, R (9.4) OBP: 0.333, SLG: 0.200										0	0	0	0	0	0	0				
Larry Bowa, S (1.6) OBP: 0.346, SLG: 0.358										4	0	0	1	0	0	2				
Mike Schmidt, R (1.5) OBP: 0.437, SLG: 0.727										2	0	1	2	2	1	1				
Greg Luzinski, R (1.7) OBP: 0.364, SLG: 0.487										3	1	1	2	1	0	2				
Ollie Brown, R (1.9) OBP: 0.492, SLG: 0.542										4	0	1	0	0	1	3				
Garry Maddox, R (1.8) OBP: 0.376, SLG: 0.482										3	1	1	0	1	0	1				
Jerry Martin, R (7. PR) OBP: 0.273, SLG: 0.250										0	0	0	0	0	0	0				
Dick Allen, R (1.3) OBP: 0.387, SLG: 0.373										3	0	1	0	1	0	1				
Bob Boone, R (1.2) OBP: 0.361, SLG: 0.411										4	2	2	0	0	0	3				
Larry Christenson, R (1.1) OBP: 0.176, SLG: 0.250										1	1	0	0	0	1	0				
Inning Stats	R: 2 E: 0 K: 2 S: 9	H: 2 LOB: 0 BB: 0 P: 9	R: 4 E: 1 K: 0 S: 6	H: 2 LOB: 1 BB: 2 P: 14	R: 0 E: 0 K: 0 S: 3	H: 1 LOB: 0 BB: 0 P: 3	R: 1 E: 0 K: 0 S: 5	H: 2 LOB: 3 BB: 2 P: 13	R: 0 E: 0 K: 0 S: 4	H: 1 LOB: 2 BB: 1 P: 8	R: 0 E: 0 K: 0 S: 2	H: 0 LOB: 0 BB: 1 P: 6	R: 0 E: 0 K: 1 S: 5	H: 0 LOB: 0 BB: 0 P: 5	R: 0 E: 0 K: 1 S: 5	H: 0 LOB: 0 BB: 0 P: 5	1B: 6 2B: 2 3B: 1 HR: 1	SF: 1 SAC: 3 DP: 2 HBP: 0	WP: 1 PB: 0 SB: 0 CS: 0	PA: 38
PITCHER Mickey Lolich, L (1.1) ERA: 3.31 Hank Webb, R (2.1) ERA: 4.5 Bob Apodaca, R (6.1) ERA: 2.08 Ken Sanders, R (8.1) ERA: 0.77	IP: 1.2 WLS: L BF: 12 H: 4 R: 6 ER: 2 SO: 2 BB: 2 IBB: 0 HBP: 0 BLK: 0 WP: 1 HR: 1 S: 14 P: 22 ERA: 10.80 WHIP: 3.600															PITCHER				

New York Mets @ Philadelphia Phillies
Veterans Stadium, Philadelphia, PA
Mon May 24 1976, 7:05 PM EDT
Att: 21,899 - Unknown

AB 28
R 7
H 9
RBI 7
BB 6
SO 3
LOB 15



Batter	1	2	3	4	5	6	7	8	9	AB	R	H	RBI	BB	SO	LOB	TOP			
Wayne Garrett, L (1,5) OBP: 0.351, SLG: 0.320			3-1				F7			4	1	2	0	1	0	1	New York Mets @ Philadelphia Phillies Veterans Stadium, Philadelphia, PA Tue May 25 1976, 7:05 PM EDT Att: 32,772 - Unknown			
Felix Milan, R (1,4) OBP: 0.333, SLG: 0.354					5-3		K		4-3	5	1	2	1	0	1	3				
Ed Kranepool, L (1,9) OBP: 0.329, SLG: 0.370	3-1				K				1-3	4	0	0	0	0	1	3				
John Milner, L (1,7) OBP: 0.444, SLG: 0.595			4-3				4-3		3-1	3	0	0	1	0	0	1				
Dave Kingman, R (1,3) OBP: 0.283, SLG: 0.582					K		F5		E6	4	1	1	1	0	1	0				
Del Unser, L (1,8) OBP: 0.282, SLG: 0.351					6-3		F5			2	0	0	0	2	0	0				
Jerry Grote, R (1,2) OBP: 0.407, SLG: 0.350	CS								K	4	1	2	1	0	1	2				
Bud Harrelson, S (1,6) OBP: 0.393, SLG: 0.302										2	0	1	0	0	1	1				
Bruce Boisclair, L (7, PH) OBP: 0.368, SLG: 0.413									K	1	0	1	0	0	0	0				
Ken Sanders, R (7, 1) OBP: 0.500, SLG: 1.000										0	0	0	0	0	0	0				
Leon Brown, R (9, PH) OBP: 0.374, SLG: 0.471										1	0	0	0	0	1	0				
Tom Seaver, R (1, 1) OBP: 0.179, SLG: 0.080										2	0	0	0	0	0	1				
Joe Torre, R (7, PH) OBP: 0.374, SLG: 0.471										1	0	0	0	0	0	1				
Mike Phillips, L (7, 6) OBP: 0.235, SLG: 0.212										1	0	0	0	0	0	0				
Inning Stats	R: 3 E: 0 K: 0 S: 4	H: 2 LOB: 0 BB: 2 P: 12	R: 0 E: 0 K: 0 S: 3	H: 1 LOB: 0 BB: 0 P: 3	R: 0 E: 0 K: 0 S: 4	H: 1 LOB: 1 BB: 0 P: 4	R: 0 E: 0 K: 2 S: 8	H: 1 LOB: 1 BB: 0 P: 8	R: 0 E: 0 K: 1 S: 6	H: 0 LOB: 0 BB: 0 P: 3	R: 1 E: 0 K: 1 S: 7	H: 2 LOB: 1 BB: 0 P: 7	R: 0 E: 1 K: 1 S: 6	H: 0 LOB: 2 BB: 1 P: 10	R: 0 E: 0 K: 1 S: 6	H: 1 LOB: 1 BB: 0 P: 6	1B: 5 2B: 2 3B: 0 HR: 2	SF: 1 SAC: 0 DP: 1 HBP: 0	WP: 0 PB: 0 SB: 2 CS: 1	PA: 39
PITCHER	IP WLS BF H R ER SO BB IBB HBP BLK WP HR S P ERA WHIP																			
Jim Lonborg, R (1, 1) ERA: 2.54	7.0 W 29 8 4 4 4 2 0 0 0 0 2 35 43 5.14 1.429																			
Ron Reed, R (8, 1) ERA: 4.5	2.0 9 1 0 0 2 1 0 0 0 0 0 0 12 16 0.00 1.000																			

AB	34
R	4
H	9
RBI	4
BB	3
SO	6
LOB	13



Batter	1	2	3	4	5	6	7	8	9	AB	R	H	RBI	BB	SO	LOB	BOTTOM			
Dave Cash, R (1,4) OBP: 0.345, SLG: 0.391				5-3						5	0	2	2	0	0	1	New York Mets @ Philadelphia Phillies Veterans Stadium, Philadelphia, PA Tue May 25 1976, 7:05 PM EDT Att: 32,772 - Unknown			
Larry Bowa, S (1,6) OBP: 0.355, SLG: 0.367										5	1	3	0	0	1	3				
Mike Schmidt, R (1,5) OBP: 0.442, SLG: 0.718			K			5-3				3	0	1	0	2	1	1				
Greg Luzinski, R (1, 7) OBP: 0.353, SLG: 0.471										4	0	0	0	0	2	5				
Jerry Martin, R (7, 8) OBP: 0.291, SLG: 0.238	K2					K		K		1	0	0	0	0	1	1				
Jay Johnstone, L (1,9) OBP: 0.392, SLG: 0.528										5	3	4	2	0	0	0				
Tom Hutton, L (1, 3) OBP: 0.426, SLG: 0.259										3	3	3	1	1	0	0				
Bobby Tolan, L (1, 8) OBP: 0.333, SLG: 0.500										4	0	2	1	0	0	2				
Bob Boone, R (1, 2) OBP: 0.384, SLG: 0.439										3	1	3	2	1	0	0				
Jim Lonborg, R (1, 1) OBP: 0.320, SLG: 0.273										3	0	0	0	0	1	7				
Tim McCarver, L (7, PH) OBP: 0.444, SLG: 0.522										1	0	0	0	0	0	1				
Ron Reed, R (8, 1) ERA: 1.32										0	0	0	0	0	0	0				
Inning Stats	R: 0 E: 0 K: 1 S: 5	H: 1 LOB: 2 BB: 1 P: 9	R: 2 E: 0 K: 0 S: 6	H: 4 LOB: 1 BB: 0 P: 6	R: 2 E: 0 K: 1 S: 9	H: 4 LOB: 3 BB: 1 P: 13	R: 0 E: 0 K: 0 S: 4	H: 2 LOB: 1 BB: 0 P: 4	R: 3 E: 0 K: 2 S: 10	H: 3 LOB: 1 BB: 1 P: 14	R: 0 E: 0 K: 1 S: 5	H: 1 LOB: 1 BB: 0 P: 5	R: 1 E: 0 K: 0 S: 6	H: 3 LOB: 2 BB: 0 P: 6	R: 0 E: 0 K: 1 S: 4	H: 0 LOB: 0 BB: 1 P: 8	1B: 15 2B: 3 3B: 0 HR: 1	SF: 0 SAC: 0 DP: 3 HBP: 0	WP: 1 PB: 0 SB: 3 CS: 1	PA: 41
PITCHER	IP WLS BF H R ER SO BB IBB HBP BLK WP HR S P ERA WHIP																			
Tom Seaver, R (1, 1) ERA: 3.23	6.0 L 32 15 7 7 5 3 0 0 0 0 1 39 51 10.50 3.000																			
Ken Sanders, R (7, 1) ERA: 1.32	2.0 9 3 1 1 1 1 0 0 0 0 0 0 10 14 4.50 2.000																			

AB	37
R	8
H	18
RBI	8
BB	4
SO	6
LOB	21



Batter	1	2	3	4	5	6	7	8	9	AB	R	H	RBI	BB	SO	LOB	TOP
Leon Brown, R (1, 8) OBP: 0.333, SLG: 0.500	0-0 5-3			0-0 BLK 1B		0-0 6-3			0-0 4-3	4	0	1	0	0	0	0	
Felix Milten, R (1, 4) OBP: 0.331, SLG: 0.352	0-0 G6-4-3 1B			0-0 F8 1-2		0-0 F8			0-0 F7	4	0	1	0	0	0	1	
Joe Torre, R (1, 3) OBP: 0.372, SLG: 0.467	0-0 G6-4-3 1-2			0-0 P6				0-0 G4-6-3 1B		3	0	1	0	0	0	2	
Dave Kingman, R (1, 9) OBP: 0.284, SLG: 0.575		0-0 F7		4-0 BB				0-0 F3		2	0	0	0	1	0	1	
John Milner, L (1, 7) OBP: 0.431, SLG: 0.575		0-0 F2		0-3 K				0-0 G4-6-3 1-2		3	0	0	0	0	1	3	
Jerry Grote, R (1, 2) OBP: 0.397, SLG: 0.340		0-0 L4				0-0 F8			0-0 F8	3	0	0	0	0	0	0	
Roy Staiger, R (1, 5) OBP: 0.143, SLG: 0.100			0-0 F8			0-0 6-3			0-0 F9	3	0	0	0	0	0	0	
Bud Harrelson, S (1, 6) OBP: 0.384, SLG: 0.294			0-0 4-3			0-0 P4			0-0 F7	3	0	0	0	0	0	0	
Jon Matlack, L (1, 1) OBP: 0.240, SLG: 0.182			0-0 6-3						0-0 F7	2	0	0	0	0	0	0	
Benny Ayala, R (9, PH) OBP: 0.182, SLG: 0.286						0-0 1-3				1	0	0	0	0	0	0	
Inning Stats	R: 0 E: 0 K: 0 S: 3	H: 1 LOB: 0 BB: 0 P: 3	R: 0 E: 0 K: 0 S: 3	H: 0 LOB: 0 BB: 0 P: 3	R: 0 E: 0 K: 1 S: 6	H: 0 LOB: 0 BB: 1 P: 10	R: 0 E: 0 K: 0 S: 3	H: 0 LOB: 0 BB: 0 P: 3	R: 0 E: 0 K: 0 S: 3	H: 1 LOB: 0 BB: 0 P: 3	R: 0 E: 0 K: 0 S: 3	H: 0 LOB: 0 BB: 0 P: 3	R: 0 E: 0 K: 0 S: 3	H: 0 LOB: 0 BB: 0 P: 3	1B: 3 2B: 0 3B: 0 HR: 0	SF: 0 SAC: 0 DP: 2 HBP: 0	WP: 0 PA: 29 SB: 0 CS: 0
PITCHER Steve Carlton, L (1, 1) ERA: 3.48	IP: 9.0 WLS: W BF: 29 H: 3 R: 0 ER: 0 SO: 1 BB: 1 IBB: 0 HBP: 0 BLK: 1 WP: 0 HR: 0 S: 30 P: 34 ERA: 0.00 WHIP: 0.444																

New York Mets @ Philadelphia Phillies
Veterans Stadium, Philadelphia, PA
Wed May 26 1976, 7:05 PM EDT
Att: 28,306 - Unknown

AB 28
R 0
H 3
RBI 0
BB 1
SO 1
LOB 7



Batter	1	2	3	4	5	6	7	8	9	AB	R	H	RBI	BB	SO	LOB	BOTTOM
Dave Cash, R (1, 4) OBP: 0.343, SLG: 0.387	0-3 K		0-0 5-3		0-0 SH3-4 1B		0-0 F9			4	0	1	0	0	1	0	
Larry Bowa, S (1, 6) OBP: 0.381, SLG: 0.369	4-0 PB 1B BB			0-0 HR 1B	0-0 SH3-4 1-2		0-0 4-3			2	2	1	0	1	0	0	
Mike Schmidt, R (1, 5) OBP: 0.438, SLG: 0.703	0-0 G5-4-3 1H 1B			0-0 F7 1-2	0-0 P4			0-0 F7		4	0	1	1	0	0	2	
Greg Luzinski, R (1, 7) OBP: 0.350, SLG: 0.488	0-0 G5-4-3 1-2			0-0 HR	0-0 5-3			0-0 E4 HR		4	1	1	2	0	0	2	
Jerry Martin, R (9, PR) OBP: 0.291, SLG: 0.238										0	1	0	0	0	0	0	
Ollie Brown, R (1, 9) OBP: 0.477, SLG: 0.577		0-3 K		0-0 F8		0-0 F7		0-0 1H HR		4	1	1	2	0	1	0	
Gary Maddox, R (1, 8) OBP: 0.380, SLG: 0.491		0-0 5-3		0-0 1B 2B		0-0 1B		0-3 K		4	0	2	0	0	1	1	
Dick Allen, R (1, 3) OBP: 0.379, SLG: 0.364		0-0 F7		0-0 S 1B		0-0 F8		0-0 4-3		4	0	1	0	0	0	2	
Tim McCarver, L (1, 2) OBP: 0.467, SLG: 0.500			1-0 B5-6-4 HBP	4-0 FC6-4 BB		0-0 F9				1	0	0	0	1	0	1	
Steve Carlton, L (1, 1) OBP: 0.050, SLG: 0.050			0-0 B5-6-4 1-2	0-0 FC6-4 1-2		0-0 F9				3	0	0	0	0	0	4	
Inning Stats	R: 1 E: 0 K: 1 S: 5	H: 1 LOB: 0 BB: 1 P: 9	R: 0 E: 0 K: 1 S: 5	H: 0 LOB: 0 BB: 0 P: 5	R: 0 E: 0 K: 0 S: 2	H: 0 LOB: 0 BB: 0 P: 3	R: 2 E: 0 K: 0 S: 7	H: 4 LOB: 3 BB: 1 P: 11	R: 0 E: 0 K: 0 S: 4	H: 1 LOB: 1 BB: 0 P: 4	R: 0 E: 0 K: 0 S: 3	H: 0 LOB: 0 BB: 0 P: 3	R: 2 E: 1 K: 1 S: 7	H: 1 LOB: 1 BB: 0 P: 7	1B: 5 2B: 1 3B: 0 HR: 2	SF: 0 SAC: 1 DP: 2 HBP: 1	WP: 0 PA: 34 SB: 1 CS: 0
PITCHER Jon Matlack, L (1, 1) ERA: 2.93	IP: 8.0 WLS: L BF: 34 H: 8 R: 5 ER: 3 SO: 3 BB: 2 IBB: 0 HBP: 1 BLK: 0 WP: 0 HR: 2 S: 37 P: 46 ERA: 3.38 WHIP: 1.250																

New York Mets @ Philadelphia Phillies
Veterans Stadium, Philadelphia, PA
Wed May 26 1976, 7:05 PM EDT
Att: 28,306 - Unknown

AB 30
R 5
H 8
RBI 5
BB 2
SO 3
LOB 12




Batter	1	2	3	4	5	6	7	8	9	AB	R	H	RBI	BB	SO	LOB	TOP								
Bud Harrelson, S OBP: 0.376, SLG: 0.286 (1, 6)										3	0	0	0	0	0	1	New York Mets @ Philadelphia Phillies Veterans Stadium, Philadelphia, PA Thu May 27 1976, 7:05 PM EDT Att: 29,525 - Unknown								
Leon Brown, R OBP: 0.300, SLG: 0.400 (1, 8)										4	1	1	0	0	0	2									
Joe Torre, R OBP: 0.361, SLG: 0.452 (1, 3)										3	0	0	0	0	1	2									
Ed Kranepool, L OBP: 0.333, SLG: 0.374 (9, PH)										1	0	1	0	0	0	0									
Bruce Boisclair, L OBP: 0.388, SLG: 0.413 (9, FR)										0	1	0	0	0	0	0									
Dave Kingman, R OBP: 0.289, SLG: 0.588 (1, 7)										3	2	1	1	1	1	1									
Benny Ayala, R OBP: 0.160, SLG: 0.250 (1, 9)										3	0	0	0	0	0	0									
Wayne Garrett, L OBP: 0.355, SLG: 0.341 (9, PH)										1	1	1	3	0	0	0									
Skip Lockwood, R OBP: 0.500, SLG: 0.400 (9, 1)										0	0	0	0	0	0	0									
Roy Staiger, R OBP: 0.160, SLG: 0.167 (1, 5)										4	0	1	1	0	1	0									
Jerry Grote, R OBP: 0.392, SLG: 0.330 (1, 2)										3	0	0	0	1	1	0									
Mike Phillips, L OBP: 0.237, SLG: 0.216 (1, 4)										4	0	1	0	0	0	2									
Jerry Koosman, R OBP: 0.412, SLG: 0.471 (1, 1)										2	0	1	0	0	1	1									
John Milner, L OBP: 0.437, SLG: 0.580 (9, PH)										1	0	1	0	0	0	0									
Del Unser, L OBP: 0.282, SLG: 0.351 (9, 7)										0	0	0	0	0	0	0									
Inning Stats	R: 0 E: 1 K: 1 S: 6	H: 0 LOB: 1 BB: 0 P: 6	R: 0 E: 0 K: 2 S: 7	H: 0 LOB: 0 BB: 0 P: 7	R: 0 E: 0 K: 1 S: 5	H: 1 LOB: 0 BB: 0 P: 5	R: 0 E: 0 K: 1 S: 5	H: 1 LOB: 0 BB: 0 P: 5	R: 0 E: 0 K: 0 S: 3	H: 0 LOB: 0 BB: 0 P: 3	R: 0 E: 0 K: 0 S: 3	H: 0 LOB: 0 BB: 0 P: 3	R: 1 E: 0 K: 0 S: 4	H: 1 LOB: 0 BB: 0 P: 4	R: 0 E: 0 K: 0 S: 3	H: 0 LOB: 0 BB: 0 P: 3	R: 4 E: 1 K: 0 S: 7	H: 4 LOB: 2 BB: 2 P: 15	1B: 5 2B: 2 3B: 1 HR: 1	SF: 0 SAC: 1 DP: 2 HBP: 0	WP: 0 PB: 0 SB: 0 CS: 1	PA: 35			
PITCHER	IP	WLS	BF	H	R	ER	SO	BB	IBB	HBP	BLK	WP	HR	S	P	ERA	WHIP								
Jim Kaat, L ERA: 4.0	8.1		29	5	3	3	5	0	0	0	0	0	1	39	39	3.24	0.600								
Gene Garber, R ERA: 3.5	0.1	L	2	1	0	0	0	0	1	0	0	0	0	1	5	0.00	3.000								
Tug McGraw, L ERA: 2.93	0.1		4	2	2	1	0	0	1	0	0	0	0	3	7	27.00	6.000								

AB	32
R	5
H	8
RBI	5
BB	2
SO	5
LOB	9



Batter	1	2	3	4	5	6	7	8	9	AB	R	H	RBI	BB	SO	LOB	BOTTOM								
Dave Cash, R OBP: 0.341, SLG: 0.384 (1, 4)										4	0	1	0	0	2	0	New York Mets @ Philadelphia Phillies Veterans Stadium, Philadelphia, PA Thu May 27 1976, 7:05 PM EDT Att: 29,525 - Unknown								
Larry Bowa, S OBP: 0.381, SLG: 0.368 (1, 6)										3	0	1	0	0	0	0									
Mike Schmidt, R OBP: 0.433, SLG: 0.697 (1, 5)										4	0	1	0	0	1	3									
Greg Luzinski, R OBP: 0.340, SLG: 0.472 (1, 7)										4	0	0	0	0	0	3									
Jerry Martin, R OBP: 0.291, SLG: 0.238 (9, 7)										0	0	0	0	0	0	0									
Ollie Brown, R OBP: 0.478, SLG: 0.625 (1, 9)										4	2	2	1	0	0	0									
Gary Maddox, R OBP: 0.376, SLG: 0.479 (1, 8)										3	0	0	0	1	0	1									
Dick Allen, R OBP: 0.377, SLG: 0.351 (1, 3)										2	0	0	0	1	0	1									
Tom Hutton, L OBP: 0.417, SLG: 0.250 (9, 3)										1	0	0	0	0	0	0									
Bob Boone, R OBP: 0.383, SLG: 0.436 (1, 2)										3	0	1	1	0	0	2									
Tim McCarver, L OBP: 0.452, SLG: 0.480 (9, PH)										1	0	0	0	0	0	0									
Jim Kaat, L OBP: 0.158, SLG: 0.118 (1, 1)										3	0	0	0	0	0	3									
Gene Garber, R OBP: 0.687, SLG: 0.500 (9, 1)										0	0	0	0	0	0	0									
Tug McGraw, R (9, 1)										0	0	0	0	0	0	0									
Bobby Tolan, L OBP: 0.329, SLG: 0.494 (9, PH)										1	0	0	0	0	0	0									
Inning Stats	R: 0 E: 0 K: 1 S: 6	H: 1 LOB: 1 BB: 0 P: 6	R: 0 E: 0 K: 0 S: 3	H: 0 LOB: 2 BB: 2 P: 11	R: 0 E: 0 K: 1 S: 6	H: 1 LOB: 1 BB: 0 P: 6	R: 1 E: 0 K: 0 S: 5	H: 2 LOB: 1 BB: 0 P: 5	R: 0 E: 0 K: 0 S: 4	H: 1 LOB: 1 BB: 0 P: 4	R: 1 E: 0 K: 0 S: 4	H: 1 LOB: 0 BB: 0 P: 4	R: 0 E: 1 K: 1 S: 6	H: 0 LOB: 1 BB: 0 P: 6	R: 0 E: 0 K: 0 S: 3	H: 0 LOB: 0 BB: 0 P: 3	R: 0 E: 0 K: 0 S: 3	H: 0 LOB: 0 BB: 0 P: 3	1B: 4 2B: 1 3B: 0 HR: 1	SF: 0 SAC: 1 DP: 0 HBP: 0	WP: 0 PB: 0 SB: 0 CS: 0	PA: 36			
PITCHER	IP	WLS	BF	H	R	ER	SO	BB	IBB	HBP	BLK	WP	HR	S	P	ERA	WHIP								
Jerry Koosman, L ERA: 2.77	8.0	W	33	6	2	2	3	2	0	0	1	0	1	37	45	2.25	1.000								
Skip Lockwood, R ERA: 1.85	1.0	S	3	0	0	0	0	0	0	0	0	0	0	3	3	0.00	0.000								

AB	33
R	2
H	6
RBI	2
BB	2
SO	3
LOB	13



Batter	1	2	3	4	5	6	7	8	9	10	AB	R	H	RBI	BB	SO	LOB	
Mike Tyson, R OBP: 0.242, SLG: 0.350 (1, 4)											5	0	0	0	0	2	2	
Bake McBride, L OBP: 0.413, SLG: 0.450 (1, 8)											5	1	1	0	0	1	2	
Reggie Smith, S OBP: 0.277, SLG: 0.425 (1, 3) (8, 5)											5	1	2	1	0	0	2	
Ted Simmons, S OBP: 0.342, SLG: 0.356 (1, 2)											5	1	1	0	0	0	2	
Mike Anderson, R OBP: 0.391, SLG: 0.391 Jerry Mumphrey, S OBP: 0.217, SLG: 0.348 (1, 7) (8, 9)											4	0	3	0	0	0	1	
Willie Crawford, L OBP: 0.261, SLG: 0.521 Ken Rudolph, R OBP: 0.263, SLG: 0.278 Ron Fairly, L OBP: 0.462, SLG: 0.423 (1, 9) (8, PH) (8, PH) (8, 3)											3	0	0	0	0	3	5	
Hector Cruz, R OBP: 0.224, SLG: 0.333 Lou Brock, L OBP: 0.302, SLG: 0.331 (1, 5) (8, PH) (8, 7)										3	0	1	1	0	0	4	4	
Lee Richard, R OBP: 0.097, SLG: 0.067 Don Kessinger, S OBP: 0.294, SLG: 0.286 (1, 6) (8, 6)										3	0	0	0	0	1	3	0	
Bob Forsch, R OBP: 0.200, SLG: 0.214 Vic Harris, S OBP: 0.319, SLG: 0.364 Mike Wallace, L Al Hrabosky, R (1, 1) (7, PH) (7, 1) (8, 1)										2	0	1	0	0	0	0	0	
Inning Stats	R: 0 E: 0 K: 0 S: 3	H: 0 LOB: 0 BB: 0 P: 3	R: 0 E: 0 K: 2 S: 9	H: 2 LOB: 2 BB: 0 P: 9	R: 0 E: 0 K: 1 S: 6	H: 1 LOB: 1 BB: 0 P: 6	R: 1 E: 1 K: 1 S: 7	H: 1 LOB: 1 BB: 0 P: 7	R: 0 E: 0 K: 0 S: 3	H: 0 LOB: 0 BB: 0 P: 3	R: 1 E: 0 K: 0 S: 5	H: 3 LOB: 3 BB: 1 P: 9	R: 0 E: 0 K: 2 S: 4	H: 0 LOB: 1 BB: 1 P: 8	1B: 8 2B: 2 3B: 0 HR: 1	SF: 0 SAC: 0 DP: 1 HBP: 0	WP: 0 PA: 43	
PITCHER	IP WLS BF H R ER SO ERA WHIP	IP WLS BF H R ER SO ERA WHIP	IP WLS BF H R ER SO ERA WHIP	IP WLS BF H R ER SO ERA WHIP	IP WLS BF H R ER SO ERA WHIP	IP WLS BF H R ER SO ERA WHIP	IP WLS BF H R ER SO ERA WHIP	IP WLS BF H R ER SO ERA WHIP	IP WLS BF H R ER SO ERA WHIP	IP WLS BF H R ER SO ERA WHIP	IP WLS BF H R ER SO ERA WHIP	IP WLS BF H R ER SO ERA WHIP	IP WLS BF H R ER SO ERA WHIP	IP WLS BF H R ER SO ERA WHIP	IP WLS BF H R ER SO ERA WHIP	IP WLS BF H R ER SO ERA WHIP	IP WLS BF H R ER SO ERA WHIP	
Mickey Lolich, L ERA: 3.03 Skip Lockwood, R ERA: 1.78 Ken Sanders, R ERA: 1.8 Bob Myrick, L ERA: (1, 1) (8, 1) (10, 1) (10, 1)	7.2 1.1 0.1 0.2	32 6 3 2	8 1 2 0	2 0 1 0	5 0 0 0	0 2 0 0	0 0 0 1	0 0 0 0	0 0 0 0	0 0 0 0	0 0 0 0	0 0 0 0	0 0 0 0	0 0 0 0	0 0 0 0	0 0 0 0	0 0 0 0	0 0 0 0

TOP

St. Louis Cardinals @ New York Mets
Shea Stadium, Flushing, NY
Sat May 29 1976, 7:05 PM EDT
Att: 20,630 - Unknown

livebaseballscores.com

AB 40
R 3
H 11
RBI 3
BB 3
SO 7
LOB 24

Batter	1	2	3	4	5	6	7	8	9	10	AB	R	H	RBI	BB	SO	LOB
Mike Phillips, L OBP: 0.196, SLG: 0.178 (1, 6)											5	0	0	0	0	1	4
Wayne Garrett, L OBP: 0.348, SLG: 0.324 (1, 4)											4	0	0	0	1	0	0
John Milner, L OBP: 0.429, SLG: 0.579 (1, 7)											4	1	1	1	1	1	1
Dave Kingman, R OBP: 0.291, SLG: 0.575 (1, 3) (9, 9)											5	0	2	0	0	1	1
Ed Kranepool, L OBP: 0.327, SLG: 0.367 Leon Brown, R OBP: 0.400, SLG: 0.429 (1, 9) (8, PH) (9, 8)											3	0	0	0	0	2	2
Del Unser, L OBP: 0.283, SLG: 0.357 Joe Torre, R OBP: 0.343, SLG: 0.429 (1, 8) (8, PH) (9, 3)											3	1	1	0	0	2	0
Ron Hodges, L OBP: 0.423, SLG: 0.409 Jerry Grote, R OBP: 0.377, SLG: 0.316 (1, 2) (9, PH) (10, 2)											3	0	0	0	0	1	1
Roy Staiger, R OBP: 0.219, SLG: 0.226 (1, 5)											4	0	2	1	0	0	0
Mickey Lolich, S OBP: 0.278, SLG: 0.235 Skip Lockwood, R OBP: 0.500, SLG: 0.400 Benny Ayala, R OBP: 0.148, SLG: 0.231 Ken Sanders, R Bob Myrick, R (1, 1) (8, 1) (9, PH) (10, 1) (10, 1)	6.0 1.2 2.1	23 9 8	5 4 0	2 0 0	2 2 3	1 0 0	0 0 0	0 0 0	0 0 0	0 0 0	0 0 0	0 0 0	0 0 0	0 0 0	0 0 0	0 0 0	0 0 0
Inning Stats	R: 0 E: 0 K: 0 S: 3	H: 0 LOB: 0 BB: 0 P: 3	R: 0 E: 0 K: 1 S: 5	H: 0 LOB: 0 BB: 0 P: 5	R: 0 E: 0 K: 0 S: 4	H: 1 LOB: 1 BB: 0 P: 4	R: 1 E: 0 K: 0 S: 4	H: 1 LOB: 0 BB: 0 P: 4	R: 1 E: 0 K: 1 S: 7	H: 2 LOB: 1 BB: 1 P: 7	R: 0 E: 0 K: 1 S: 7	H: 2 LOB: 2 BB: 0 P: 7	R: 0 E: 0 K: 1 S: 5	H: 0 LOB: 0 BB: 0 P: 5	1B: 7 2B: 1 3B: 0 HR: 1	SF: 0 SAC: 0 DP: 1 HBP: 0	WP: 0 PA: 40
PITCHER	IP WLS BF H R ER SO ERA WHIP	IP WLS BF H R ER SO ERA WHIP	IP WLS BF H R ER SO ERA WHIP	IP WLS BF H R ER SO ERA WHIP	IP WLS BF H R ER SO ERA WHIP	IP WLS BF H R ER SO ERA WHIP	IP WLS BF H R ER SO ERA WHIP	IP WLS BF H R ER SO ERA WHIP	IP WLS BF H R ER SO ERA WHIP	IP WLS BF H R ER SO ERA WHIP	IP WLS BF H R ER SO ERA WHIP	IP WLS BF H R ER SO ERA WHIP	IP WLS BF H R ER SO ERA WHIP	IP WLS BF H R ER SO ERA WHIP	IP WLS BF H R ER SO ERA WHIP	IP WLS BF H R ER SO ERA WHIP	IP WLS BF H R ER SO ERA WHIP

BOTTOM

St. Louis Cardinals @ New York Mets
Shea Stadium, Flushing, NY
Sat May 29 1976, 7:05 PM EDT
Att: 20,630 - Unknown

livebaseballscores.com

AB 38
R 2
H 9
RBI 2
BB 2
SO 7
LOB 12

Batter	1	2	3	4	5	6	7	8	9	AB	R	H	RBI	BB	SO	LOB	TOP					
Rennie Stennett, R OBP: 0.271, SLG: 0.333 (1, 4)	0-0 4-3		0-0 1B			0-0 F4		0-0 F8		4	0	1	1	0	0	0						
Manny Sanguillen, R OBP: 0.307, SLG: 0.354 (1, 2)	0-0 6-3		0-0 F9			0-0 5-3		0-0 5-3		4	0	0	0	0	0	1						
Al Oliver, L OBP: 0.347, SLG: 0.486 (1, 8)	0-3 K			0-0 6-3		0-0 F8			0-0 6-3	4	0	0	0	0	1	0						
Willie Stargell, L OBP: 0.390, SLG: 0.535 (1, 3)		0-3 K		0-0 F6			0-0 F4		0-0 FC5-4 1B	4	0	1	0	0	1	0						
Richie Zisk, R OBP: 0.360, SLG: 0.497 (1, 7)		0-3 K		0-0 F4			4-0 HR		0-0 FC5-4 1-2	4	1	1	1	0	1	1						
Bill Robinson, R OBP: 0.388, SLG: 0.583 (1, 9)		0-3 K			0-0 F4		4-0 BB		0-0 L5	3	0	0	0	1	1	1						
Tommy Helms, R OBP: 0.333, SLG: 0.545 (1, 5)			0-0 1B 3B		0-0 FC6-4 1B		0-0 F9			3	1	2	0	0	0	1						
Frank Taveras, R OBP: 0.259, SLG: 0.233 (1, 6)			0-3 K		0-0 FC6-4 1-2		0-0 G2			3	0	0	0	0	1	3						
Jerry Reuss, L OBP: 0.360, SLG: 0.435 Kent Tekulve, R Ramon Hernandez, S (1, 1) (4, 1) (5, 1)			0-3 K		0-3 K		0-0 F3			1	0	0	0	0	1	1						
										1	0	0	0	0	1	1						
										1	0	0	0	0	0	0						
Inning Stats	R: 0 E: 0 K: 1 S: 5	H: 0 LOB: 0 BB: 0 P: 5	R: 0 E: 0 K: 3 S: 9	H: 0 LOB: 0 BB: 0 P: 9	R: 1 E: 0 K: 2 S: 9	H: 2 LOB: 1 BB: 0 P: 9	R: 0 E: 0 K: 0 S: 3	H: 0 LOB: 0 BB: 0 P: 3	R: 0 E: 0 K: 1 S: 6	H: 1 LOB: 1 BB: 0 P: 6	R: 0 E: 0 K: 0 S: 3	H: 0 LOB: 0 BB: 0 P: 3	R: 1 E: 0 K: 0 S: 4	H: 1 LOB: 1 BB: 1 P: 8	R: 0 E: 0 K: 0 S: 3	H: 0 LOB: 0 BB: 0 P: 3	R: 0 E: 0 K: 0 S: 4	H: 1 LOB: 1 BB: 0 P: 4	1B: 3 2B: 0 3B: 1 HR: 1	SF: 0 SAC: 0 DP: 0 HBP: 0	WP: 0 PB: 0 SB: 0 CS: 0	PA: 33
PITCHER Jon Matlack, L ERA: 2.83 (1, 1)	IP 9.0	WLS W	BF 33	H 5	R 2	ER 2	SO 7	BB 1	IBB 0	HBP 0	BLK 0	WP 0	HR 1	S 46	P 50	ERA 2.00	WHIP 0.667					

Pittsburgh Pirates @ New York Mets
Shea Stadium, Flushing, NY
Mon May 31 1976, 3:33 AM EDT
Unknown

AB 32
R 2
H 5
RBI 2
BB 1
SO 7
LOB 9



Batter	1	2	3	4	5	6	7	8	9	AB	R	H	RBI	BB	SO	LOB	BOTTOM					
Leon Brown, R OBP: 0.316, SLG: 0.333 Del Unser, L OBP: 0.283, SLG: 0.356 (4, PH) (5, 8)	0-0 6-3		0-0 5-3	0-3 K	0-0 F5		0-3 K			2	0	0	0	0	0	0						
Wayne Garrett, L OBP: 0.355, SLG: 0.319 (1, 4)	4-0 CS BB		0-0 F6	0-0 2B 1B	0-0 1B 1B		0-0 F4			4	1	2	3	1	0	0						
John Milner, L OBP: 0.421, SLG: 0.592 (1, 7)	0-3 K		0-0 F3	0-0 2B	0-3 K			0-0 F9		5	0	1	2	0	2	3						
Dave Kingman, R OBP: 0.293, SLG: 0.564 Benny Ayala, R OBP: 0.176, SLG: 0.231 (6, PR) (6, 9)		0-0 1B 1B		0-0 F8	0-0 FC5-4 1B			0-0 F5		4	1	2	1	0	0	1						
Bruce Boisclair, L OBP: 0.373, SLG: 0.396 (6, 9)		0-0 1B 1B		0-0 4-3	0-0 FC5-4 1B			0-0 F5		0	0	0	0	0	0	0						
Joe Torre, R OBP: 0.352, SLG: 0.437 (1, 3)		0-0 FC5-4 SF8 1B		0-0 E5 2B	0-0 BB 2B FC5-4			4-0 1B BB		4	3	2	0	1	0	2						
Jerry Grote, R OBP: 0.390, SLG: 0.322 (1, 2)		0-0 FC5-4 1B		4-0 2B BB	4-0 1B BB BB		0-0 F9		0-0 1B	3	2	2	1	2	0	0						
Roy Staiger, R OBP: 0.238, SLG: 0.250 (1, 5)		0-0 FC5-4 SF8		0-0 1B 2B	0-0 BB 1B 1B		0-0 6-3		0-0 F6	5	2	2	2	0	0	4						
Mike Phillips, L OBP: 0.255, SLG: 0.231 (1, 6)		0-0 SF8		0-0 1B 1B	0-0 BB 1B 1B		0-3 K			3	2	2	3	0	1	0						
Jon Matlack, L OBP: 0.276, SLG: 0.200 (1, 1)		0-3 K		0-0 1B 2B 1B	0-0 1B BB			0-3 K		3	2	1	1	1	2	1						
										1B: 11 2B: 4 3B: 0 HR: 0	SF: 1 SAC: 0 DP: 1 HBP: 0	WP: 0 PB: 0 SB: 0 CS: 1	PA: 43									
Inning Stats	R: 0 E: 0 K: 1 S: 4	H: 0 LOB: 1 BB: 1 P: 8	R: 2 E: 0 K: 1 S: 8	H: 3 LOB: 1 BB: 0 P: 8	R: 0 E: 0 K: 0 S: 3	H: 0 LOB: 0 BB: 0 P: 3	R: 6 E: 1 K: 1 S: 11	H: 5 LOB: 1 BB: 1 P: 15	R: 5 E: 0 K: 1 S: 10	H: 5 LOB: 2 BB: 2 P: 18	R: 0 E: 0 K: 1 S: 5	H: 0 LOB: 0 BB: 0 P: 5	R: 0 E: 0 K: 2 S: 7	H: 0 LOB: 0 BB: 0 P: 7	R: 0 E: 0 K: 0 S: 4	H: 1 LOB: 2 BB: 1 P: 8						
PITCHER Jerry Reuss, L ERA: 4.09 Kent Tekulve, R ERA: 5.0 Ramon Hernandez, L ERA: 4.41 (1, 1) (4, 1) (5, 1)	IP 3.1	WLS L	BF 18	H 8	R 5	ER 5	SO 2	BB 2	IBB 0	HBP 0	BLK 0	WP 0	HR 0	S 20	P 28	ERA 13.50	WHIP 2.400					
	0.2		8	5	5	4	1	1	0	0	0	0	0	9	13	54.00	9.000					
	4.0		17	3	1	1	4	2	0	0	0	0	0	23	31	2.25	1.250					

Pittsburgh Pirates @ New York Mets
Shea Stadium, Flushing, NY
Mon May 31 1976, 3:33 AM EDT
Unknown

AB 37
R 13
H 14
RBI 13
BB 5
SO 7
LOB 16



Batter	1	2	3	4	5	6	7	8	9	AB	R	H	RBI	BB	SO	LOB	TOP										
Rennie Stennett, R (1,4) OBP: 0.275, SLG: 0.332										4	1	1	0	1	0	2											
Richie Hebner, L (1,5) OBP: 0.270, SLG: 0.247										5	0	0	0	0	0	3											
Al Oliver, L (1,8) OBP: 0.351, SLG: 0.486										4	0	2	0	0	0	1											
Dave Parker, L (1,9) OBP: 0.336, SLG: 0.573										4	0	3	1	0	0	0											
Richie Zisk, R (1,7) OBP: 0.352, SLG: 0.485										4	0	0	0	0	0	6											
Bob Robertson, R (1,3) OBP: 0.300, SLG: 0.154										4	0	0	0	0	0	6											
Duffy Dyer, R (1,2) OBP: 0.317, SLG: 0.444										4	1	1	1	0	1	2											
Frank Taveras, R (1,6) OBP: 0.259, SLG: 0.234										4	0	1	0	0	0	0											
Doc Medich, R (1,1) OBP: 0.182, SLG: 0.100										3	0	1	0	0	2	0											
Inning Stats	R: 1 E: 1 K: 0 S: 6	H: 2 LOB: 2 BB: 0 P: 6	R: 1 E: 0 K: 1 S: 6	H: 1 LOB: 0 BB: 0 P: 6	R: 0 E: 0 K: 0 S: 5	H: 2 LOB: 2 BB: 0 P: 5	R: 0 E: 0 K: 1 S: 6	H: 1 LOB: 1 BB: 0 P: 6	R: 0 E: 0 K: 0 S: 3	H: 0 LOB: 0 BB: 0 P: 3	R: 0 E: 0 K: 0 S: 3	H: 0 LOB: 0 BB: 0 P: 3	R: 0 E: 0 K: 0 S: 4	H: 1 LOB: 1 BB: 0 P: 4	R: 0 E: 0 K: 0 S: 5	H: 2 LOB: 2 BB: 0 P: 5	R: 0 E: 0 K: 1 S: 5	H: 0 LOB: 1 BB: 1 P: 9	1B: 8 2B: 0 3B: 0 HR: 1	SF: 0 SAC: 1 DP: 0 HBP: 0	WP: 0 PB: 0 SB: 1 CS: 0	PA: 38					
PITCHER	IP	WLS	BF	H	R	ER	SO	BB	IBB	HBP	BLK	WP	HR	S	P	ERA	WHIP										
Bob Apodaca, R (1,1) ERA: 1.91	7.0	L	29	7	2	1	2	0	0	0	0	0	1	33	33	1.29	1.000										
Rick Baldwin, R (8,1) ERA:	2.0		9	2	0	0	1	1	0	0	0	0	0	10	14	0.00	1.500										

Pittsburgh Pirates @ New York Mets
Shea Stadium, Flushing, NY
Mon May 31 1976, 3:38 AM EDT
Att: 46,004 - Unknown

AB 36
R 2
H 9
RBI 2
BB 1
SO 3
LOB 20



Batter	1	2	3	4	5	6	7	8	9	AB	R	H	RBI	BB	SO	LOB	BOTTOM										
Del Unser, L (1,8) OBP: 0.277, SLG: 0.348										4	0	0	0	0	3	0											
Wayne Garrett, L (1,4) OBP: 0.364, SLG: 0.322										2	0	1	0	2	0	0											
John Milner, L (1,7) OBP: 0.408, SLG: 0.570										4	0	0	0	0	0	3											
Dave Kingman, R (1,9) OBP: 0.287, SLG: 0.552										4	0	0	0	0	1	2											
Ed Kranepool, L (1,3) OBP: 0.333, SLG: 0.371										4	0	2	0	0	0	0											
Ron Hodges, L (1,2) OBP: 0.333, SLG: 0.471										4	1	2	1	0	1	1											
Roy Staiger, R (1,5) OBP: 0.217, SLG: 0.227										4	0	0	0	0	0	3											
Mike Phillips, L (1,6) OBP: 0.241, SLG: 0.218										3	0	0	0	0	1	3											
Bob Apodaca, R (1,1) OBP: 0.333, SLG: 0.500										2	0	0	0	0	1	2											
Bruce Boisclair, L (7, PH) OBP: 0.365, SLG: 0.388										1	0	0	0	0	1	0											
Rick Baldwin, L (8,1) ERA:										0	0	0	0	0	0	0											
Inning Stats	R: 0 E: 0 K: 1 S: 5	H: 0 LOB: 1 BB: 1 P: 9	R: 0 E: 0 K: 1 S: 7	H: 2 LOB: 2 BB: 0 P: 7	R: 0 E: 0 K: 1 S: 5	H: 0 LOB: 1 BB: 1 P: 9	R: 0 E: 0 K: 1 S: 6	H: 1 LOB: 1 BB: 0 P: 6	R: 0 E: 0 K: 0 S: 3	H: 0 LOB: 0 BB: 0 P: 3	R: 0 E: 0 K: 1 S: 5	H: 0 LOB: 0 BB: 0 P: 5	R: 0 E: 0 K: 1 S: 5	H: 0 LOB: 0 BB: 0 P: 5	R: 1 E: 0 K: 1 S: 6	H: 1 LOB: 0 BB: 0 P: 6	1B: 4 2B: 0 3B: 0 HR: 1	SF: 0 SAC: 0 DP: 0 HBP: 0	WP: 0 PB: 0 SB: 0 CS: 0	PA: 34							
PITCHER	IP	WLS	BF	H	R	ER	SO	BB	IBB	HBP	BLK	WP	HR	S	P	ERA	WHIP										
Doc Medich, R (1,1) ERA: 3.36	9.0	W	34	5	1	1	8	2	0	0	0	0	1	48	56	1.00	0.778										

Pittsburgh Pirates @ New York Mets
Shea Stadium, Flushing, NY
Mon May 31 1976, 3:38 AM EDT
Att: 46,004 - Unknown


AB 32
R 1
H 5
RBI 1
BB 2
SO 8
LOB 14



Batter	1	2	3	4	5	6	7	8	9	AB	R	H	RBI	BB	SO	LOB	TOP										
Rennie Stennett, R (1,4) OBP: 0.273, SLG: 0.328	0-0 4-3		0-0 6-3		0-0 L4		0-0 L3		0-0 1-3 1B	5	0	1	0	0	0	1											
Manny Sanguillen, R (1,2) OBP: 0.297, SLG: 0.313	0-0 F4		0-0 1-3		0-0 5-3		0-0 G3		0-0 F2	5	0	0	0	0	0	3											
Al Oliver, L (1,8) OBP: 0.342, SLG: 0.473	0-0 3-1			0-0 6-3		0-0 F5		0-0 4-3		4	0	0	0	0	0	0											
Bill Robinson, R (1,9) OBP: 0.396, SLG: 0.596 Ed Kirkpatrick, L (6,9) OBP: 0.355, SLG: 0.259		0-0 L7		0-0 HR 1B		0-0 1B 2B		0-0 8-6-4 1B		3	2	2	0	0	0	0											
Richie Zisk, R (1,7) OBP: 0.355, SLG: 0.486		0-0 1B 1B		0-3 K		0-0 2B 1B		0-0 8-6-4 1-2F		4	0	2	1	0	1	2											
Bob Robertson, R (1,3) OBP: 0.315, SLG: 0.256		0-0 1-2 1B		0-0 1-H HR		0-0 F8		0-0 F8		4	1	2	2	0	0	1											
Richie Hebner, L (1,5) OBP: 0.275, SLG: 0.267		0-3 K		0-0 1-3		0-0 1-3 2B		0-0 1-3 FC1-2 2B		4	0	2	0	0	1	2											
Frank Taveras, R (1,6) OBP: 0.267, SLG: 0.236		0-3 K			0-0 E SH5-4 1B	0-0 FC6-4 IBB		0-0 1-3 1B		3	0	1	0	1	1	3											
John Candelaria, L (1,1) OBP: 0.238, SLG: 0.111			0-3 K		0-0 SH5-4 1-2	0-0 FC6-4 1-2F		0-0 FC1-2 1B 3-H		3	0	0	0	0	1	4											
Inning Stats	R: 0 E: 0 K: 0 S: 3	H: 0 LOB: 0 BB: 0 P: 3	R: 0 E: 0 K: 2 S: 9	H: 2 LOB: 2 BB: 0 P: 9	R: 0 E: 0 K: 1 S: 5	H: 0 LOB: 0 BB: 0 P: 5	R: 2 E: 0 K: 1 S: 7	H: 2 LOB: 2 BB: 0 P: 7	R: 0 E: 1 K: 0 S: 4	H: 1 LOB: 1 BB: 0 P: 4	R: 1 E: 0 K: 0 S: 6	H: 3 LOB: 3 BB: 1 P: 10	R: 0 E: 0 K: 0 S: 3	H: 0 LOB: 0 BB: 0 P: 3	R: 0 E: 0 K: 0 S: 3	H: 1 LOB: 0 BB: 0 P: 3	R: 0 E: 0 K: 0 S: 5	H: 2 LOB: 2 BB: 0 P: 5	1B: 7 2B: 4 3B: 0 HR: 1	SF: 0 SAC: 1 DP: 1 HBP: 0	WP: 0 PB: 0 SB: 0 CS: 0	PA: 38					
PITCHER	IP	WLS	BF	H	R	ER	SO	BB	IBB	HBP	BLK	WP	HR	S	P	ERA	WHIP										
Jerry Koosman, L (1,1) ERA: 2.84	8.0	L	33	9	3	3	4	0	1	0	0	0	1	40	44	3.38	1.125										
Bob Myrick, L (9,1) ERA:	0.2		4	2	0	0	0	0	0	0	0	0	0	4	4	0.00	3.000										
Ken Sanders, R (9,1) ERA: 1.76	0.1		1	0	0	0	0	0	0	0	0	0	0	1	1	0.00	0.000										

Pittsburgh Pirates @ New York Mets
Shea Stadium, Flushing, NY
Tue Jun 01 1976, 7:05 PM EDT
Att: 13,596 - Unknown


AB 36
R 3
H 11
RBI 3
BB 1
SO 4
LOB 16



Batter	1	2	3	4	5	6	7	8	9	AB	R	H	RBI	BB	SO	LOB	BOTTOM										
Leon Brown, R (1,8) OBP: 0.261, SLG: 0.273	0-0 F9		0-0 F4			0-0 F9		0-0 F9		4	0	0	0	0	0	1											
Mike Phillips, L (1,4) OBP: 0.233, SLG: 0.211 Felix Millan, R (6,PH) OBP: 0.330, SLG: 0.350 Wayne Garrett, L (7,4) OBP: 0.362, SLG: 0.320	0-3 K			0-0 4-3		0-0 G3		0-3 K		2	0	0	0	0	1	0											
Joe Torre, R (1,3) OBP: 0.366, SLG: 0.505				0-0 1B 1B G1-2-3 1B		0-3 K		0-0 HR		4	2	3	2	0	1	0											
Dave Kingman, R (1,9) OBP: 0.286, SLG: 0.546			0-3 K		0-0 1-2 1B		0-3 K		0-3 K		4	0	1	0	0	3											
Roy Staiger, R (1,5) OBP: 0.220, SLG: 0.229			0-3 K		0-0 1-2 2-3 1B		0-3 K		0-0 F8		4	0	1	0	0	2											
Jerry Grote, R (1,2) OBP: 0.381, SLG: 0.314			0-0 F4		0-0 G1-2-3		0-0 6-3			3	0	0	0	0	0	3											
Jack Heidemann, R (1,6)			0-0 6-3			0-0 6-3			0-0 F2		3	0	0	0	0	0											
Ed Kranepool, L (1,7) OBP: 0.328, SLG: 0.364			0-0 L7		0-0 K		0-3 K		0-3 K		3	0	0	0	0	2											
Jerry Koosman, R (1,1) OBP: 0.368, SLG: 0.421 John Milner, L (8,PH) OBP: 0.413, SLG: 0.574 Bruce Boisclair, L (8,PR) OBP: 0.365, SLG: 0.388 Bob Myrick, R (9,1) Ken Sanders, R (9,1)			0-3 K		0-3 K		0-0 K		0-0 1B		2	0	0	0	0	2											
Inning Stats	R: 1 E: 0 K: 2 S: 8	H: 1 LOB: 0 BB: 0 P: 8	R: 0 E: 0 K: 1 S: 5	H: 0 LOB: 0 BB: 0 P: 5	R: 0 E: 0 K: 1 S: 5	H: 0 LOB: 0 BB: 0 P: 5	R: 0 E: 0 K: 0 S: 5	H: 3 LOB: 2 BB: 0 P: 5	R: 0 E: 0 K: 2 S: 7	H: 0 LOB: 0 BB: 0 P: 7	R: 0 E: 0 K: 1 S: 5	H: 0 LOB: 0 BB: 0 P: 5	R: 0 E: 0 K: 2 S: 7	H: 0 LOB: 0 BB: 0 P: 7	R: 0 E: 0 K: 1 S: 6	H: 1 LOB: 1 BB: 0 P: 6	R: 0 E: 0 K: 2 S: 8	H: 1 LOB: 0 BB: 0 P: 8	1B: 4 2B: 0 3B: 0 HR: 2	SF: 0 SAC: 0 DP: 1 HBP: 0	WP: 0 PB: 0 SB: 0 CS: 0	PA: 32					
PITCHER	IP	WLS	BF	H	R	ER	SO	BB	IBB	HBP	BLK	WP	HR	S	P	ERA	WHIP										
John Candelaria, L (1,1) ERA: 3.19	9.0	W	32	6	2	2	12	0	0	0	0	0	2	56	56	2.00	0.667										

Pittsburgh Pirates @ New York Mets
Shea Stadium, Flushing, NY
Tue Jun 01 1976, 7:05 PM EDT
Att: 13,596 - Unknown

AB 32
R 2
H 6
RBI 2
BB 0
SO 12
LOB 4



Batter	1	2	3	4	5	6	7	8	9	AB	R	H	RBI	BB	SO	LOB	TOP				
Rick Monday, L OBP: 0.383, SLG: 0.541 (1, 8)										4	2	3	0	1	1	1	Chicago Cubs @ New York Mets Shea Stadium, Flushing, NY Wed Jun 02 1976, 7:05 PM EDT Att: 11,162 - Cloudy - 57 F				
Jose Cardenal, R OBP: 0.365, SLG: 0.459 (1, 7)										4	1	2	0	0	0	2					
Bill Madlock, R OBP: 0.394, SLG: 0.485 Dave Rosello, R OBP: 0.349, SLG: 0.276 (5, 6)										2	1	1	1	1	0	0					
Larry Bittner, L OBP: 0.257, SLG: 0.279 (1, 3)										3	1	1	0	2	0	1					
Manny Trillo, R OBP: 0.340, SLG: 0.341 (1, 4)										5	0	2	2	0	0	4					
Joe Wallis, S OBP: 0.275, SLG: 0.351 (1, 9)										5	0	1	1	0	0	3					
Steve Swisher, R OBP: 0.285, SLG: 0.355 (1, 2)										3	0	0	0	0	2	2					
Mick Kelleher, R OBP: 0.273, SLG: 0.333 (5, 5)										4	0	0	0	0	1	4					
Bill Bonham, R OBP: 0.190, SLG: 0.250 (1, 1)										4	0	1	0	0	0	1					
Inning Stats	R: 0 E: 0 K: 0 S: 3	H: 1 LOB: 2 BB: 0 P: 3	R: 0 E: 0 K: 0 S: 3	H: 0 LOB: 2 BB: 1 P: 8	R: 0 E: 0 K: 1 S: 6	H: 1 LOB: 3 BB: 2 P: 14	R: 0 E: 0 K: 1 S: 6	H: 1 LOB: 1 BB: 0 P: 6	R: 4 E: 2 K: 0 S: 7	H: 4 LOB: 1 BB: 0 P: 8	R: 1 E: 0 K: 0 S: 5	H: 3 LOB: 1 BB: 0 P: 5	R: 0 E: 0 K: 1 S: 5	H: 1 LOB: 0 BB: 0 P: 5	R: 0 E: 0 K: 0 S: 6	H: 0 LOB: 0 BB: 0 P: 3		1B: 11 2B: 1 3B: 0 HR: 0	SF: 0 SAC: 0 DP: 0 HBP: 2	WP: 0 PB: 0 SB: 1 CS: 2	PA: 42
PITCHER	IP	WLS	BF	H	R	ER	SO	BB	IBB	HBP	BLK	WP	HR	S	P	ERA	WHIP				
Craig Swan, R ERA: 5.44 (1, 1)	4.0	L	23	7	4	4	2	3	0	2	0	0	0	22	36	9.00	2.500				
Rick Baldwin, R ERA: 1.29 (5, 1)	2.0		8	3	1	1	0	0	0	0	0	0	0	8	8	4.50	1.500				
Ken Sanders, R ERA: 1.47 (7, 1)	3.0		11	2	0	0	2	1	0	0	0	0	0	14	18	0.00	1.000				

AB	36
R	5
H	12
RBI	5
BB	4
SO	4
LOB	20



Batter	1	2	3	4	5	6	7	8	9	AB	R	H	RBI	BB	SO	LOB	BOTTOM					
Del Unser, L OBP: 0.269, SLG: 0.339 (1, 8)										4	1	0	1	0	0	1	Chicago Cubs @ New York Mets Shea Stadium, Flushing, NY Wed Jun 02 1976, 7:05 PM EDT Att: 11,162 - Cloudy - 57 F					
Wayne Garrett, L OBP: 0.363, SLG: 0.322 (1, 4)										5	1	2	0	0	0	1						
Ed Kranepool, L OBP: 0.331, SLG: 0.364 (1, 7)										3	0	1	0	1	1	0						
Dave Kingman, R OBP: 0.281, SLG: 0.535 (1, 9)										4	0	0	0	0	1	4						
Joe Torre, R OBP: 0.371, SLG: 0.500 (1, 3)										3	0	1	1	1	0	0						
Ron Hodges, L OBP: 0.306, SLG: 0.436 (1, 2)										4	0	0	0	0	0	4						
Roy Staiger, R OBP: 0.222, SLG: 0.231 (1, 5)										4	0	1	0	0	2	0						
Mike Phillips, L OBP: 0.250, SLG: 0.246 (1, 6)										4	1	2	0	0	0	1						
Craig Swan, R OBP: 0.176, SLG: 0.125 Rick Baldwin, L OBP: 0.377, SLG: 0.400 Ken Sanders, R OBP: 0.328, SLG: 0.348 (9, PH)										2	0	1	0	0	0	0						
Inning Stats	R: 1 E: 1 K: 0 S: 4	H: 1 LOB: 2 BB: 2 P: 12	R: 1 E: 0 K: 1 S: 7	H: 2 LOB: 1 BB: 0 P: 7	R: 0 E: 0 K: 1 S: 5	H: 0 LOB: 0 BB: 0 P: 5	R: 0 E: 0 K: 1 S: 6	H: 1 LOB: 1 BB: 0 P: 6	R: 1 E: 0 K: 1 S: 8	H: 3 LOB: 2 BB: 0 P: 8	R: 0 E: 0 K: 0 S: 4	H: 1 LOB: 1 BB: 0 P: 4	R: 0 E: 0 K: 0 S: 3	H: 0 LOB: 0 BB: 0 P: 3	R: 0 E: 0 K: 0 S: 4	H: 1 LOB: 1 BB: 0 P: 4		R: 0 E: 0 K: 0 S: 3	H: 0 LOB: 0 BB: 0 P: 3	1B: 8 2B: 1 3B: 0 HR: 0	SF: 1 SAC: 0 DP: 1 HBP: 0	WP: 1 PB: 0 SB: 0 CS: 0
PITCHER	IP	WLS	BF	H	R	ER	SO	BB	IBB	HBP	BLK	WP	HR	S	P	ERA	WHIP					
Bill Bonham, R ERA: 3.14 (1, 1)	9.0	W	38	9	3	2	4	2	0	0	0	1	0	44	52	2.00	1.222					



Batter	1	2	3	4	5	6	7	8	9	AB	R	H	RBI	BB	SO	LOB	TOP										
Leon Brown, R OBP: 0.250, SLG: 0.259 (1, 8)										4	0	1	1	0	0	2	New York Mets @ Los Angeles Dodgers Dodger Stadium, Los Angeles, CA Sat Jun 05 1976, 7:05 PM PDT Att: 36,117 - Unknown										
Jack Heidemann, R (1, 4)										4	0	0	0	0	0	1											
John Milner, L OBP: 0.422, SLG: 0.574 Del Unser, L OBP: 0.265, SLG: 0.328 (8, 7)										2	0	1	0	2	1	0											
Dave Kingman, R OBP: 0.281, SLG: 0.575 (1, 9)										4	1	1	1	0	1	3											
Joe Torre, R OBP: 0.371, SLG: 0.492 (1, 3)										4	1	1	0	0	0	3											
Jerry Grote, R OBP: 0.375, SLG: 0.328 (1, 2)										4	0	1	0	0	0	1											
Roy Staiger, R OBP: 0.239, SLG: 0.234 (1, 5)										4	0	1	0	0	2	1											
Mike Phillips, L OBP: 0.321, SLG: 0.271 (1, 6)										3	1	2	1	1	0	0											
Jon Matlack, L OBP: 0.250, SLG: 0.179 (1, 1)										3	0	0	0	0	1	4											
Inning Stats	R: 0 E: 0 K: 1 S: 6	H: 1 LOB: 1 BB: 0 P: 6	R: 1 E: 0 K: 0 S: 6	H: 3 LOB: 2 BB: 0 P: 6	R: 0 E: 1 K: 0 S: 3	H: 0 LOB: 1 BB: 1 P: 7	R: 0 E: 0 K: 0 S: 4	H: 1 LOB: 1 BB: 0 P: 4	R: 0 E: 0 K: 1 S: 5	H: 0 LOB: 0 BB: 0 P: 5	R: 1 E: 0 K: 1 S: 6	H: 2 LOB: 1 BB: 0 P: 6	R: 1 E: 0 K: 1 S: 5	H: 1 LOB: 0 BB: 1 P: 9	R: 0 E: 0 K: 0 S: 2	H: 0 LOB: 0 BB: 1 P: 6	R: 0 E: 0 K: 1 S: 5	H: 0 LOB: 0 BB: 0 P: 5	1B: 6 2B: 2 3B: 0 HR: 1	SF: 0 SAC: 0 DP: 3 HBP: 0	WP: 0 PB: 0 SB: 1 CS: 2	PA: 35					
PITCHER	IP	WLS	BF	H	R	ER	SO	BB	IBB	HBP	BLK	WP	HR	S	P	ERA	WHIP										
Doug Rau, L ERA: 2.59 (1, 1)	6.0	L	25	7	2	2	3	1	0	0	0	0	1	30	34	3.00	1.333										
Charlie Hough, R ERA: 2.21 (7, 1)	2.0		7	1	1	1	1	2	0	0	0	0	0	7	15	4.50	1.500										
Mike Marshall, R ERA: 4.11 (9, 1)	1.0		3	0	0	0	1	0	0	0	0	0	0	5	5	0.00	0.000										

Batter	1	2	3	4	5	6	7	8	9	AB	R	H	RBI	BB	SO	LOB	BOTTOM										
Davey Lopes, R OBP: 0.289, SLG: 0.321 (1, 4)										4	0	0	0	0	0	1	New York Mets @ Los Angeles Dodgers Dodger Stadium, Los Angeles, CA Sat Jun 05 1976, 7:05 PM PDT Att: 36,117 - Unknown										
Bill Buckner, L OBP: 0.311, SLG: 0.410 (1, 7)										4	0	1	0	0	0	0											
Steve Garvey, R OBP: 0.343, SLG: 0.412 (1, 3)										4	0	0	0	0	1	1											
Ron Cey, R OBP: 0.424, SLG: 0.533 (1, 5)										2	1	2	1	1	0	0											
Joe Ferguson, R OBP: 0.329, SLG: 0.395 (1, 9)										3	0	0	0	0	0	2											
Dusty Baker Jr., R OBP: 0.313, SLG: 0.307 (1, 8)										3	0	0	0	0	0	1											
Steve Yeager, R OBP: 0.299, SLG: 0.437 (1, 2)										3	0	1	0	0	1	0											
Bill Russell, R OBP: 0.312, SLG: 0.396 (1, 6)										3	0	2	0	0	0	0											
Doug Rau, L OBP: 0.333, SLG: 0.250 Danny Walton, R OBP: 0.333, SLG: 0.200 Charlie Hough, R OBP: 0.250, SLG: 0.250 Manny Mota, R OBP: 0.333, SLG: 0.313 Mike Marshall, R (9, 1)										1	0	0	0	0	1	0											
Inning Stats	R: 0 E: 0 K: 0 S: 3	H: 0 LOB: 0 BB: 0 P: 3	R: 0 E: 0 K: 0 S: 3	H: 1 LOB: 0 BB: 0 P: 3	R: 0 E: 0 K: 1 S: 5	H: 0 LOB: 0 BB: 0 P: 5	R: 0 E: 0 K: 1 S: 5	H: 0 LOB: 0 BB: 0 P: 5	R: 0 E: 0 K: 1 S: 2	H: 0 LOB: 0 BB: 1 P: 6	R: 1 E: 0 K: 0 S: 4	H: 1 LOB: 1 BB: 0 P: 4	R: 0 E: 0 K: 1 S: 6	H: 1 LOB: 1 BB: 0 P: 6	R: 0 E: 0 K: 0 S: 3	H: 1 LOB: 0 BB: 0 P: 3	R: 0 E: 0 K: 0 S: 3	H: 1 LOB: 0 BB: 0 P: 3	1B: 4 2B: 1 3B: 0 HR: 1	SF: 0 SAC: 0 DP: 3 HBP: 0	WP: 0 PB: 0 SB: 0 CS: 0	PA: 30					
PITCHER	IP	WLS	BF	H	R	ER	SO	BB	IBB	HBP	BLK	WP	HR	S	P	ERA	WHIP										
Jon Matlack, L ERA: 2.65 (1, 1)	9.0	W	30	6	1	1	4	1	0	0	0	0	1	37	41	1.00	0.778										

AB	32
R	3
H	8
RBI	3
BB	3
SO	5
LOB	15




AB	29
R	1
H	6
RBI	1
BB	1
SO	4
LOB	7




Batter	1	2	3	4	5	6	7	8	9	AB	R	H	RBI	BB	SO	LOB	TOP			
Mike Phillips, L OBP: 0.313, SLG: 0.280 (1, 6)										5	0	1	0	0	1	6	New York Mets @ Los Angeles Dodgers Dodger Stadium, Los Angeles, CA Sun Jun 06 1976, 3:33 AM PDT Att: 35,105 - Unknown			
Wayne Garrett, L OBP: 0.364, SLG: 0.325 (1, 4)										4	1	1	0	0	0	2				
John Milner, L OBP: 0.417, SLG: 0.588 (1, 7)										4	1	1	2	0	2	1				
Dave Kingman, R OBP: 0.281, SLG: 0.567 (1, 9)										3	0	0	0	0	2	0				
Ed Kranepool, L OBP: 0.332, SLG: 0.375 (1, 3)										4	0	0	0	0	1	2				
Del Unser, L OBP: 0.264, SLG: 0.326 (1, 8)										4	1	1	0	0	0	0				
Ron Hodges, L OBP: 0.312, SLG: 0.431 (1, 2)										3	0	1	0	1	0	0				
Roy Staiger, R OBP: 0.239, SLG: 0.235 (1, 5)										4	0	1	0	0	0	2				
Jerry Koosman, R OBP: 0.356, SLG: 0.400 (3, 1)										1	0	0	0	0	1	1				
Rick Baldwin, L OBP: 1.000, SLG: 1.000 (7, PH)										1	0	1	0	0	0	0				
Bruce Bozinger, L OBP: 0.426, SLG: 0.442 (7, 1)										0	0	0	0	0	0	0				
Ken Sanders, R OBP: 0.333, SLG: 0.500 (8, 1)										0	0	0	0	0	0	0				
Bob Apodaca, R OBP: 0.333, SLG: 0.492 (8, PH)										0	0	0	1	1	0	0				
Joe Torre, R OBP: 0.376, SLG: 0.492 (8, PH)										0	0	0	1	1	0	0				
Inning Stats	R: 0 E: 0 K: 1 S: 6	H: 1 LOB: 2 BB: 0 P: 7	R: 0 E: 0 K: 1 S: 5	H: 0 LOB: 1 BB: 1 P: 9	R: 2 E: 0 K: 3 S: 11	H: 2 LOB: 0 BB: 0 P: 11	R: 0 E: 0 K: 0 S: 3	H: 0 LOB: 0 BB: 0 P: 3	R: 0 E: 0 K: 0 S: 3	H: 1 LOB: 0 BB: 0 P: 3	R: 0 E: 0 K: 0 S: 5	H: 1 LOB: 2 BB: 0 P: 5	R: 0 E: 0 K: 2 S: 7	H: 0 LOB: 0 BB: 0 P: 7	R: 0 E: 0 K: 0 S: 5	H: 3 LOB: 2 BB: 1 P: 9	1B: 5 2B: 2 3B: 0 HR: 1	SF: 0 SAC: 0 DP: 2 HBP: 1	WP: 0 PB: 0 SB: 0 CS: 0	PA: 37
PITCHER Don Sutton, R ERA: 4.59 (1, 1)	IP: 9.0 WLS: W BF: 37 H: 8 R: 3 ER: 3 SO: 7 BB: 2 IBB: 0 HBP: 1 BLK: 0 WP: 0 HR: 1 S: 48 P: 57 ERA: 3.00 WHIP: 1.111																			


Batter	1	2	3	4	5	6	7	8	9	AB	R	H	RBI	BB	SO	LOB	BOTTOM			
Davey Lopes, R OBP: 0.310, SLG: 0.339 (1, 4)										3	3	2	1	2	0	0	New York Mets @ Los Angeles Dodgers Dodger Stadium, Los Angeles, CA Sun Jun 06 1976, 3:33 AM PDT Att: 35,105 - Unknown			
Ted Sizemore, R OBP: 0.278, SLG: 0.264 (8, 4)										0	0	0	0	0	0	0				
Bill Buckner, L OBP: 0.317, SLG: 0.412 (1, 7)										4	2	2	0	1	0	2				
Steve Garvey, R OBP: 0.349, SLG: 0.421 (1, 3)										5	1	3	3	0	0	3				
Ron Cey, R OBP: 0.430, SLG: 0.536 (1, 5)										3	0	2	1	1	0	0				
Rick Auerbach, R OBP: 0.195, SLG: 0.108 (7, 5)										1	0	0	0	0	0	1				
Joe Ferguson, R OBP: 0.331, SLG: 0.387 (1, 9)										3	1	0	0	1	1	6				
Dusty Baker Jr., R OBP: 0.319, SLG: 0.316 (1, 8)										4	1	2	1	1	0	4				
Steve Yeager, R OBP: 0.303, SLG: 0.432 (1, 2)										4	1	1	0	0	1	2				
Bill Russell, R OBP: 0.321, SLG: 0.416 (1, 6)										5	1	3	3	0	0	2				
Don Sutton, R OBP: 0.167, SLG: 0.111 (1, 1)										4	0	0	0	0	0	3				
Inning Stats	R: 1 E: 0 K: 0 S: 5	H: 2 LOB: 2 BB: 1 P: 9	R: 3 E: 0 K: 1 S: 10	H: 5 LOB: 2 BB: 0 P: 10	R: 2 E: 0 K: 0 S: 5	H: 3 LOB: 0 BB: 0 P: 5	R: 2 E: 0 K: 0 S: 4	H: 2 LOB: 2 BB: 2 P: 13	R: 0 E: 0 K: 0 S: 3	H: 0 LOB: 1 BB: 1 P: 7	R: 1 E: 0 K: 0 S: 4	H: 1 LOB: 2 BB: 1 P: 9	R: 1 E: 0 K: 0 S: 5	H: 2 LOB: 2 BB: 1 P: 9	R: 0 E: 0 K: 1 S: 5	H: 0 LOB: 0 BB: 0 P: 5	1B: 10 2B: 5 3B: 0 HR: 0	SF: 0 SAC: 1 DP: 1 HBP: 2	WP: 0 PB: 0 SB: 3 CS: 0	PA: 45
PITCHER Jerry Koosman, L ERA: 3.52 (3, 1)	IP: 2.0 WLS: L BF: 17 H: 10 R: 6 ER: 6 SO: 1 BB: 1 IBB: 0 HBP: 0 BLK: 0 WP: 0 HR: 0 S: 18 P: 22 ERA: 27.00 WHIP: 5.500																			
Rick Baldwin, R ERA: 3.27 (7, 1)	IP: 4.0 WLS: L BF: 19 H: 3 R: 3 ER: 3 SO: 3 BB: 1 IBB: 2 HBP: 0 BLK: 0 WP: 0 HR: 0 S: 13 P: 31 ERA: 6.75 WHIP: 1.500																			
Ken Sanders, R ERA: 1.86 (8, 1)	IP: 1.0 WLS: L BF: 6 H: 2 R: 1 ER: 1 SO: 0 BB: 0 IBB: 0 HBP: 0 BLK: 0 WP: 0 HR: 0 S: 5 P: 9 ERA: 9.00 WHIP: 3.000																			
Bob Apodaca, R ERA: 1.85 (8, 1)	IP: 1.0 WLS: L BF: 3 H: 0 R: 0 ER: 0 SO: 1 BB: 0 IBB: 0 HBP: 0 BLK: 0 WP: 0 HR: 0 S: 5 P: 5 ERA: 0.00 WHIP: 0.000																			


AB 34
R 3
H 8
RBI 3
BB 2
SO 7
LOB 14



AB 36
R 10
H 15
RBI 9
BB 6
SO 2
LOB 23



Batter	1	2	3	4	5	6	7	8	9	AB	R	H	RBI	BB	SO	LOB	TOP			
Mike Phillips, L (1,6) OBP: 0.322, SLG: 0.273	4-0 CS BB		0-0 3-1		0-0 4-3			4-0 BB		2	0	0	0	2	0	1	<p>New York Mets @ San Diego Padres San Diego Stadium, San Diego, CA Mon Jun 07 1976, 10:05 PM EDT Att: 9,271 - Unknown</p> <p>livebaseballscorecards.com</p> <p>AB 28 R 1 H 4 RBI 1 BB 3 SO 2 LOB 7</p> 			
Felix Milten, R (1,4) OBP: 0.324, SLG: 0.349	0-0 5-3		0-0 F9		0-0 4-3			0-0 5-3		4	0	0	0	0	0	2				
John Milner, L (1,7) OBP: 0.413, SLG: 0.574	4-0 1B BB			0-0 G3		0-0 G3			0-0 F8	3	0	0	0	1	0	0				
Dave Kingman, R (1,9) OBP: 0.280, SLG: 0.561	0-0 1-2 1B			0-0 5-3		0-0 F8			0-0 6-3	4	0	1	0	0	0	0				
Ed Kranepool, L (1,3) OBP: 0.325, SLG: 0.367	0-0 F5			0-0 4-3			0-0 3-1		0-0 F8	4	0	0	0	0	0	2				
Del Unser, L (1,8) OBP: 0.265, SLG: 0.331		0-3 K			0-0 F8 1B 2B		0-0 F5			3	1	1	0	0	1	0				
Jerry Grote, R (1,2) OBP: 0.368, SLG: 0.321		0-0 L5			0-0 F8		0-0 G3			3	0	0	0	0	0	1				
Roy Staiger, R (1,5) OBP: 0.247, SLG: 0.243 (8, PH)		0-3 K			0-0 SH3-4 1B			0-0 G6-4-3 1B		2	0	1	1	0	1	0				
Bruce Boischlair, L (8, PH) OBP: 0.411, SLG: 0.453					0-0 3-H 1B					1	0	1	0	0	0	0				
Skip Lockwood, R (8,1) OBP: 0.500, SLG: 0.400					0-0 SH3-4			0-0 G6-4-3		0	0	0	0	0	0	0				
Craig Swan, R (1,1) OBP: 0.167, SLG: 0.118			0-0 F8		0-0 SH3-4			0-0 G6-4-3		1	0	0	0	0	0	0				
Wayne Garrett, L (8, PH) OBP: 0.362, SLG: 0.323 (8,5)					0-0 1-2			0-0 1-2		1	0	0	0	0	0	1				
Inning Stats	R: 0 E: 0 K: 0 S: 3	H: 1 LOB: 2 BB: 2 P: 11	R: 0 E: 0 K: 2 S: 7	H: 0 LOB: 0 BB: 0 P: 7	R: 0 E: 0 K: 0 S: 3	H: 0 LOB: 0 BB: 0 P: 3	R: 0 E: 0 K: 0 S: 3	H: 0 LOB: 0 BB: 0 P: 3	R: 1 E: 0 K: 0 S: 5	H: 2 LOB: 1 BB: 0 P: 5	R: 0 E: 0 K: 0 S: 3	H: 0 LOB: 0 BB: 0 P: 3	R: 0 E: 0 K: 0 S: 3	H: 1 LOB: 1 BB: 1 P: 7	R: 0 E: 0 K: 0 S: 3	H: 0 LOB: 0 BB: 0 P: 3	1B: 3 2B: 1 3B: 0 HR: 0	SF: 0 SAC: 1 DP: 1 HBP: 0	WP: 0 PB: 0 SB: 0 CS: 1	PA: 32
PITCHER Alan Foster, R (1,1) ERA: 2.04	IP: 9.0 WLS: W BF: 32 H: 4 R: 1 ER: 1 SO: 2 BB: 3 IBB: 0 HBP: 0 BLK: 0 WP: 0 HR: 0 S: 33 P: 45 ERA: 1.00 WHIP: 0.778															PITCHER				

Batter	1	2	3	4	5	6	7	8	9	AB	R	H	RBI	BB	SO	LOB	BOTTOM			
Enzo Hernandez, R (1,6) OBP: 0.398, SLG: 0.374	0-0 S 1B		0-0 G3			0-0 E S 2B 1B		4-0 SH3-4 HR BB		3	2	2	0	1	0	0	<p>New York Mets @ San Diego Padres San Diego Stadium, San Diego, CA Mon Jun 07 1976, 10:05 PM EDT Att: 9,271 - Unknown</p> <p>livebaseballscorecards.com</p> <p>AB 29 R 5 H 5 RBI 5 BB 3 SO 5 LOB 12</p> 			
Tito Fuentes, S (1,4) OBP: 0.292, SLG: 0.315	0-0 F5			0-0 1B		0-3 K		0-0 SH3-4		3	0	1	0	0	1	2				
Jerry Turner, L (1,7) OBP: 0.275, SLG: 0.330	0-0 F4			0-0 F8		0-0 E6 2B		0-0 F7		4	1	0	0	0	0	4				
Merv Rettenmund, R (9,7) OBP: 0.414, SLG: 0.382	0-0 F4			0-0 F8		0-0 E6 2B		0-0 F7		0	0	0	0	0	0	0				
Willie McCovey, L (1,3) OBP: 0.302, SLG: 0.309 (8, PR)	0-0 F8			0-0 L7		0-0 1-H 3-H 2B		4-0 HR IBB		3	0	1	2	1	0	2				
Willie Davis, L (8, PR) OBP: 0.316, SLG: 0.425	0-0 F8			0-0 L7		0-0 1-H 3-H 2B		4-0 HR IBB		0	1	0	0	0	0	0				
Mike Ivie, R (9,3) OBP: 0.281, SLG: 0.352	0-0 F8			0-0 L7		0-0 1-H 3-H 2B		4-0 HR IBB		0	0	0	0	0	0	0				
Dave Winfield, R (1,9) OBP: 0.370, SLG: 0.497		0-0 F8		0-0 F7		0-0 IBB		0-0 1-H 2-H HR		3	1	1	3	1	0	1				
Doug Rader, R (1,5) OBP: 0.371, SLG: 0.481		0-3 K			0-3 K		0-0 L9		0-0 F7	4	0	0	0	0	2	3				
Luis Melendez, R (1,8) OBP: 0.140, SLG: 0.163		0-0 F6			0-0 4-3			0-0 5-3		3	0	0	0	0	0	0				
Bob Davis, R (1,2) OBP: 0.167, SLG: 0.152			0-0 F8		0-3 K			0-0 F3		3	0	0	0	0	1	0				
Alan Foster, R (1,1) ERA: 2.37			0-3 K			0-0 4-3		0-0 G3		3	0	0	0	0	1	0				
Inning Stats	R: 0 E: 0 K: 0 S: 4	H: 1 LOB: 1 BB: 0 P: 4	R: 0 E: 0 K: 1 S: 5	H: 0 LOB: 0 BB: 0 P: 5	R: 0 E: 0 K: 0 S: 4	H: 1 LOB: 0 BB: 0 P: 4	R: 0 E: 0 K: 2 S: 7	H: 0 LOB: 0 BB: 0 P: 7	R: 2 E: 1 K: 1 S: 8	H: 2 LOB: 2 BB: 1 P: 12	R: 0 E: 0 K: 0 S: 3	H: 0 LOB: 0 BB: 0 P: 3	R: 3 E: 0 K: 0 S: 4	H: 1 LOB: 1 BB: 2 P: 12	R: 0 E: 0 K: 0 S: 3	H: 0 LOB: 0 BB: 0 P: 3	1B: 3 2B: 1 3B: 0 HR: 1	SF: 0 SAC: 1 DP: 0 HBP: 0	WP: 0 PB: 0 SB: 0 CS: 0	PA: 33
PITCHER Craig Swan, R (1,1) ERA: 4.73	IP: 7.0 WLS: L BF: 27 H: 4 R: 2 ER: 0 SO: 5 BB: 0 IBB: 0 HBP: 0 BLK: 0 WP: 0 HR: 0 S: 36 P: 40 ERA: 0.00 WHIP: 0.571															PITCHER				
Skip Lockwood, R (8,1) ERA: 2.37	IP: 1.0 WLS: L BF: 6 H: 1 R: 3 ER: 3 SO: 0 BB: 1 IBB: 1 HBP: 0 BLK: 0 WP: 0 HR: 1 S: 4 P: 12 ERA: 27.00 WHIP: 2.000															PITCHER				

Batter	1	2	3	4	5	6	7	8	9	AB	R	H	RBI	BB	SO	LOB	TOP			
Bruce Boicclair, L OBP: 0.383, SLG: 0.421 (1,9)	F7		6-3			E4		F9		4	0	0	0	0	0	0				
Wayne Garrett, L OBP: 0.360, SLG: 0.321 (1,5)	G3			F7		FC2-6		1B		4	0	1	0	0	0	1				
John Milner, L OBP: 0.408, SLG: 0.563 (1,7)				4-3		F8		K		4	0	1	0	0	1	2				
Dave Kingman, R OBP: 0.275, SLG: 0.551 (1,3)	F6			K		F5		E3		4	0	0	0	0	1	3				
Del Unser, L OBP: 0.265, SLG: 0.335 (1,8)		F8				4-3		F8		4	0	1	0	0	0	2				
Ron Hodges, L OBP: 0.389, SLG: 0.403 (1,2)		4-3				4-3		F9		4	0	0	0	0	0	1				
Felix Millan, R OBP: 0.323, SLG: 0.347 (1,4)		F3				L5		1B		4	0	1	0	0	0	1				
Mike Phillips, L OBP: 0.326, SLG: 0.269 (7, PH)			F8					F7		1	0	0	0	1	0	0				
Joe Torre, R OBP: 0.381, SLG: 0.492 (7, PR)										0	0	0	0	1	0	0				
Leon Brown, R OBP: 0.250, SLG: 0.259 (7, PR)										0	0	0	0	0	0	0				
Jack Heidemann, R OBP: 0.250, SLG: 0.259 (7, PR)										1	0	0	0	0	0	0				
Mickey Lolich, S OBP: 0.261, SLG: 0.227 (6, 1)										2	0	0	0	0	1	2				
Bob Apodaca, R OBP: 0.333, SLG: 0.500 (7, PH)										0	0	0	0	0	0	0				
Ed Kranepool, L OBP: 0.323, SLG: 0.365 (7, 1)										1	0	0	0	0	1	2				
Rick Baldwin, L OBP: 1.000, SLG: 1.000 (7, 1)										0	0	0	0	0	0	0				
Inning Stats	R: 0 E: 0 K: 0 S: 4	H: 1 LOB: 1 BB: 0 P: 4	R: 0 E: 0 K: 0 S: 3	H: 0 LOB: 0 BB: 0 P: 3	R: 0 E: 0 K: 1 S: 5	H: 0 LOB: 0 BB: 0 P: 5	R: 0 E: 0 K: 1 S: 5	H: 0 LOB: 0 BB: 0 P: 5	R: 0 E: 0 K: 0 S: 4	H: 1 LOB: 2 BB: 1 P: 8	R: 0 E: 0 K: 0 S: 6	H: 1 LOB: 2 BB: 1 P: 10	R: 0 E: 1 K: 1 S: 7	H: 1 LOB: 2 BB: 0 P: 7	R: 0 E: 0 K: 0 S: 3	H: 0 LOB: 0 BB: 0 P: 3	1B: 3 2B: 1 3B: 0 HR: 0	SF: 0 SAC: 0 DP: 0 HBP: 0	WP: 0 PB: 0 SB: 0 CS: 0	PA: 35
PITCHER Dave Freisleben, R ERA: 1.44 (1, 1)	IP: 9.0 WLS: W BF: 35 H: 4 R: 0 ER: 0 SO: 4 BB: 1 IBB: 1 HBP: 0 BLK: 0 WP: 0 HR: 0 S: 41 P: 49 ERA: 0.00 WHIP: 0.556															PITCHER				

New York Mets @ San Diego Padres
San Diego Stadium, San Diego, CA
Tue Jun 08 1976, 10:05 PM EDT
Att: 8,694 - Unknown

AB 33
R 0
H 4
RBI 0
BB 2
SO 4
LOB 14



Batter	1	2	3	4	5	6	7	8	9	AB	R	H	RBI	BB	SO	LOB	BOTTOM			
Enzo Hernandez, R OBP: 0.402, SLG: 0.394 (1,6)	F7		5-3			SF8				3	1	1	1	1	0	1				
Luis Melendez, R OBP: 0.148, SLG: 0.154 (1,8)	E5		F8			SF8		5-3		3	0	0	0	1	0	2				
Merv Rettenmund, R OBP: 0.405, SLG: 0.362 (1,7)	F4			5-3		HBP		K		3	0	0	0	1	1	1				
Dave Winfield, R OBP: 0.367, SLG: 0.495 (1,9)	5-3			L7		SF8		L9		3	1	1	1	0	0	1				
Doug Rader, R OBP: 0.363, SLG: 0.469 (1,5)		K		G3		F3		L9		4	0	0	0	0	1	3				
Mike Ivie, R OBP: 0.288, SLG: 0.352 (1,3)		5-3				F8		1B		3	0	1	1	0	0	0				
Tito Fuentes, S OBP: 0.286, SLG: 0.308 (1,4)			K			5-3		4-3		4	0	0	0	0	1	4				
Bob Davis, R OBP: 0.179, SLG: 0.167 (1,2)				SH1-4		K		F8		3	0	1	0	0	1	0				
Dave Freisleben, R OBP: 0.286, SLG: 0.571 (1, 1)				SH1-4				3-1		2	1	1	0	0	0	0				
Inning Stats	R: 0 E: 1 K: 0 S: 4	H: 0 LOB: 0 BB: 0 P: 4	R: 0 E: 0 K: 2 S: 7	H: 0 LOB: 0 BB: 0 P: 7	R: 0 E: 0 K: 0 S: 4	H: 1 LOB: 1 BB: 0 P: 4	R: 0 E: 0 K: 0 S: 3	H: 0 LOB: 0 BB: 0 P: 3	R: 0 E: 0 K: 0 S: 5	H: 0 LOB: 0 BB: 0 P: 5	R: 2 E: 0 K: 0 S: 5	H: 2 LOB: 3 BB: 2 P: 14	R: 0 E: 0 K: 0 S: 3	H: 0 LOB: 1 BB: 1 P: 7	R: 1 E: 0 K: 1 S: 7	H: 2 LOB: 1 BB: 0 P: 7	1B: 3 2B: 0 3B: 2 HR: 0	SF: 1 SAC: 1 DP: 0 HBP: 1	WP: 0 PB: 0 SB: 0 CS: 0	PA: 34
PITCHER Mickey Lolich, L ERA: 3.03 (1, 1)	IP: 5.0 WLS: L BF: 21 H: 3 R: 2 ER: 2 SO: 3 BB: 2 IBB: 0 HBP: 0 BLK: 0 WP: 0 HR: 0 S: 25 P: 33 ERA: 3.60 WHIP: 1.000															PITCHER				
Bob Apodaca, R ERA: 1.8 (6, 1)	IP: 1.0 WLS: L BF: 4 H: 0 R: 0 ER: 0 SO: 0 BB: 0 IBB: 0 HBP: 1 BLK: 0 WP: 0 HR: 0 S: 3 P: 4 ERA: 0.00 WHIP: 0.000															PITCHER				
Rick Baldwin, R ERA: 3.46 (7, 1)	IP: 2.0 WLS: L BF: 9 H: 2 R: 1 ER: 1 SO: 1 BB: 0 IBB: 0 HBP: 0 BLK: 0 WP: 0 HR: 0 S: 10 P: 14 ERA: 4.50 WHIP: 1.500															PITCHER				

New York Mets @ San Diego Padres
San Diego Stadium, San Diego, CA
Tue Jun 08 1976, 10:05 PM EDT
Att: 8,694 - Unknown


AB 28
R 3
H 5
RBI 3
BB 3
SO 4
LOB 12



Batter	1	2	3	4	5	6	7	8	9	AB	R	H	RBI	BB	SO	LOB	TOP			
Leon Brown, R (1, 8) OBP: 0.250, SLG: 0.258	F8		G6-4-3 1B			6-3		F4		4	0	1	0	0	0	1				
Felix Milan, R (1, 4) OBP: 0.321, SLG: 0.345	1B		G6-4-3 1-2			6-3		FC6-4		4	0	1	0	0	0	2				
John Milner, L (1, 7) OBP: 0.404, SLG: 0.554	G5-4-3 1-2 1B					K		K		4	0	1	0	0	2	0				
Dave Kingman, R (1, 9) OBP: 0.275, SLG: 0.546	G5-4-3 1-2					6-3		FC5 1B		4	0	1	0	0	0	2				
Joe Torre, R (1, 3) OBP: 0.377, SLG: 0.484			1-3			6-3		FC5 1B		4	0	1	0	0	0	0				
Jerry Grote, R (1, 2) OBP: 0.381, SLG: 0.314			1-3					FC5 FC6-4		3	0	0	0	0	0	2				
Roy Staiger, R (1, 5) OBP: 0.250, SLG: 0.247						5-3		FC6-4 1-2		3	0	1	0	0	0	2				
Jack Heidemann, R (1, 6) OBP: 0.083, SLG: 0.083			F8			5-3		FC6-4 1B		3	0	1	0	0	0	1				
Tom Seaver, R (1, 1) OBP: 0.171, SLG: 0.065										2	0	0	0	0	1	0				
Bruce Boislair, L (8, PH) OBP: 0.377, SLG: 0.414						1-3				1	0	0	0	0	1	1				
Skip Lockwood, R (8, 1) OBP: 0.500, SLG: 0.400			K					K		0	0	0	0	0	0	0				
Inning Stats	R: 0 E: 0 K: 0 S: 4	H: 2 LOB: 1 BB: 0 P: 4	R: 0 E: 0 K: 0 S: 4	H: 1 LOB: 1 BB: 0 P: 4	R: 0 E: 0 K: 1 S: 5	H: 1 LOB: 0 BB: 0 P: 5	R: 0 E: 0 K: 1 S: 5	H: 0 LOB: 0 BB: 0 P: 5	R: 0 E: 0 K: 0 S: 3	H: 0 LOB: 2 BB: 0 P: 3	R: 0 E: 0 K: 1 S: 7	H: 2 LOB: 2 BB: 0 P: 7	R: 0 E: 0 K: 1 S: 6	H: 1 LOB: 1 BB: 0 P: 6	R: 0 E: 0 K: 0 S: 3	H: 0 LOB: 0 BB: 0 P: 3	1B: 7 2B: 0 3B: 0 HR: 0	SF: 0 SAC: 0 DP: 2 HBP: 0	WP: 0 PB: 0 SB: 0 CS: 0	PA: 32
PITCHER Randy Jones, L (1, 1) ERA: 2.26	IP: 9.0 WLS: W BF: 32 H: 7 R: 0 ER: 0 SO: 4 BB: 0 IBB: 0 HBP: 0 BLK: 0 WP: 0 HR: 0 S: 40 P: 40 ERA: 0.00 WHIP: 0.778															PITCHER				

New York Mets @ San Diego Padres
San Diego Stadium, San Diego, CA
Wed Jun 09 1976, 10:05 PM EDT
Att: 42,972 - Unknown


AB	32
R	0
H	7
RBI	0
BB	0
SO	4
LOB	11



Batter	1	2	3	4	5	6	7	8	9	AB	R	H	RBI	BB	SO	LOB	BOTTOM			
Enzo Hernandez, R (1, 6) OBP: 0.405, SLG: 0.398	FC4-6 1B		F5					F7		4	0	2	0	0	0	0				
Tito Fuentes, S (1, 4) OBP: 0.291, SLG: 0.312	FC4-6 1-2							3-1		4	0	2	1	0	0	1				
Willie Davis, L (1, 8) OBP: 0.309, SLG: 0.416	F8		K					G3		4	0	0	0	0	1	4				
Willie McCovey, L (1, 3) OBP: 0.309, SLG: 0.357	G3									4	1	2	1	0	0	1				
Mike Ivie, R (9, 3) OBP: 0.298, SLG: 0.352										0	0	0	0	0	0	0				
Dave Winfield, R (1, 9) OBP: 0.370, SLG: 0.492										3	1	1	0	1	0	1				
Doug Rader, R (1, 5) OBP: 0.355, SLG: 0.457										4	0	0	0	0	3	3				
Gene Locklear, L (1, 7) OBP: 0.298, SLG: 0.318										3	0	1	0	0	2	1				
Luis Melendez, R (6, PR) OBP: 0.145, SLG: 0.151										1	0	0	0	0	0	0				
Fred Kendall, R (1, 2) OBP: 0.278, SLG: 0.246										3	1	2	1	0	1	1				
Randy Jones, R (1, 1) OBP: 0.100, SLG: 0.027										3	0	0	0	0	1	3				
Inning Stats	R: 0 E: 0 K: 0 S: 4	H: 1 LOB: 1 BB: 0 P: 4	R: 0 E: 0 K: 2 S: 7	H: 0 LOB: 1 BB: 1 P: 11	R: 0 E: 0 K: 1 S: 6	H: 1 LOB: 1 BB: 0 P: 6	R: 0 E: 0 K: 1 S: 5	H: 1 LOB: 0 BB: 0 P: 5	R: 1 E: 0 K: 2 S: 10	H: 3 LOB: 2 BB: 0 P: 10	R: 1 E: 0 K: 1 S: 8	H: 3 LOB: 2 BB: 0 P: 8	R: 0 E: 0 K: 0 S: 3	H: 0 LOB: 0 BB: 0 P: 3	R: 1 E: 0 K: 1 S: 6	H: 1 LOB: 0 BB: 0 P: 6	1B: 8 2B: 1 3B: 0 HR: 1	SF: 0 SAC: 0 DP: 0 HBP: 0	WP: 0 PB: 0 SB: 1 CS: 1	PA: 34
PITCHER Tom Seaver, R (1, 1) ERA: 3.06	IP: 7.0 WLS: L BF: 30 H: 9 R: 2 ER: 2 SO: 7 BB: 1 IBB: 0 HBP: 0 BLK: 0 WP: 0 HR: 0 S: 43 P: 47 ERA: 2.57 WHIP: 1.429															PITCHER				
Skip Lockwood, R (8, 1) ERA: 2.59	IP: 1.0 WLS: L BF: 4 H: 1 R: 1 ER: 1 SO: 1 BB: 0 IBB: 0 HBP: 0 BLK: 0 WP: 0 HR: 1 S: 6 P: 6 ERA: 9.00 WHIP: 1.000															PITCHER				

New York Mets @ San Diego Padres
San Diego Stadium, San Diego, CA
Wed Jun 09 1976, 10:05 PM EDT
Att: 42,972 - Unknown

AB	33
R	3
H	10
RBI	3
BB	1
SO	8
LOB	15



Batter	1	2	3	4	5	6	7	8	9	AB	R	H	RBI	BB	SO	LOB	TOP										
Bud Harrelson, S OBP: 0.377, SLG: 0.291 (1, 6)	0-3 K	0-0 1B			0-0 WP 1B	0-3 K			0-0 F8	5	0	2	2	0	2	1	New York Mets @ San Diego Padres San Diego Stadium, San Diego, CA Thu Jun 10 1976, 10:05 PM EDT Att: 7,203 - Unknown										
Felix Milten, R OBP: 0.318, SLG: 0.346 (1, 4)	0-0 L1-4 2B	0-0 F6			0-0 F8 1-2		0-0 5-3		0-0 5-3	5	0	1	0	0	0	3											
Joe Torre, R OBP: 0.366, SLG: 0.468 (1, 3)	0-0 L1-4 2-3		0-0 L9		0-0 L8		0-0 F8			4	0	0	0	0	0	2											
Dave Kingman, R OBP: 0.279, SLG: 0.556 (1, 9)		4-0 L8 S E BB	0-0 5-3		0-0 HR		0-0 5-3			3	2	1	1	1	0	0											
John Milner, L OBP: 0.394, SLG: 0.537 (1, 7)	0-3 K	0-0 6-3			0-0 G3		0-0 3-1			4	0	0	0	0	1	1											
Jerry Grote, R OBP: 0.384, SLG: 0.310 (1, 2)	0-0 L8			0-0 F6	4-0 1B BB		4-0 BB			2	1	0	0	2	0	1											
Roy Staiger, R OBP: 0.238, SLG: 0.234 (1, 5)	0-0 E8 E 1B		0-0 F7		0-0 F8		0-0 F7			4	1	0	0	0	0	2											
Del Unser, L OBP: 0.270, SLG: 0.335 (1, 8)	3-H 4-0 E 1B IBB		0-3 K		0-0 1B E 1B		0-0 G3			3	2	1	0	1	1	1											
Jon Matlack, L OBP: 0.250, SLG: 0.188 (1, 1)	0-0 E5 1B				0-0 F3	0-0 E9 1B		0-3 K		4	0	1	1	0	1	2											
Inning Stats	R: 0 E: 0 K: 1 S: 5	H: 1 LOB: 0 BB: 0 P: 5	R: 3 E: 2 K: 1 S: 8	H: 1 LOB: 2 BB: 2 P: 16	R: 0 E: 0 K: 0 S: 3	H: 0 LOB: 0 BB: 0 P: 3	R: 0 E: 0 K: 1 S: 5	H: 0 LOB: 0 BB: 0 P: 5	R: 0 E: 0 K: 0 S: 4	H: 1 LOB: 1 BB: 0 P: 4	R: 3 E: 1 K: 1 S: 8	H: 3 LOB: 1 BB: 1 P: 12	R: 0 E: 0 K: 0 S: 3	H: 0 LOB: 1 BB: 1 P: 7	R: 0 E: 0 K: 1 S: 5	H: 0 LOB: 0 BB: 0 P: 5	1B: 4 2B: 2 3B: 0 HR: 1	SF: 0 SAC: 0 DP: 1 HBP: 0	WP: 1 PB: 0 SB: 1 CS: 0	PA: 38							
PITCHER	IP	WLS	BF	H	R	ER	SO	BB	IBB	HBP	BLK	WP	HR	S	P	ERA	WHIP										
Brent Strom, L ERA: 3.78 (1, 1)	5.2	L	27	6	6	2	3	2	1	0	0	1	1	30	42	3.18	1.412										
Dan Spillner, R ERA: 3.53 (6, 1)	1.1		4	0	0	0	1	0	0	0	0	0	0	6	6	0.00	0.000										
Butch Metzger, R ERA: 1.21 (8, 1)	2.0		7	0	0	0	1	1	0	0	0	0	0	8	12	0.00	0.500										


AB	34
R	6
H	6
RBI	4
BB	4
SO	5
LOB	13




Batter	1	2	3	4	5	6	7	8	9	AB	R	H	RBI	BB	SO	LOB	BOTTOM										
Enzo Hernandez, R OBP: 0.400, SLG: 0.386 (1, 6)	4-0 E S BB		0-0 F8		0-0 L5		0-3 K			3	0	0	0	1	1	1	New York Mets @ San Diego Padres San Diego Stadium, San Diego, CA Thu Jun 10 1976, 10:05 PM EDT Att: 7,203 - Unknown										
Luis Melendez, R OBP: 0.189, SLG: 0.161 (1, 8)	0-0 F9		0-0 BB 1B		0-3 K		4-0 BB			3	0	1	0	1	1	2											
Merv Rettenmund, R OBP: 0.423, SLG: 0.367 (1, 7)	4-0 S BB		4-0 1-2 BB		0-0 1B 1B 1B		0-0 5-3			2	0	1	0	2	0	1											
Dave Winfield, R OBP: 0.363, SLG: 0.482 (1, 9)	0-3 K		0-0 1-3		0-0 L8		0-0 F6			4	0	0	0	0	1	5											
Doug Rader, R OBP: 0.353, SLG: 0.452 (1, 5)	0-3 K		0-0 F7		0-0 F9		0-0 G4-6-3 1B			4	0	1	0	0	1	3											
Mike Ivie, R OBP: 0.287, SLG: 0.348 (1, 3)		0-0 5-3		0-0 5-3		0-0 1B 1B		0-0 G4-6-3		4	0	1	0	0	0	1											
Ted Kubiak, S OBP: 0.366, SLG: 0.352 (1, 4)		0-0 5-3		0-0 L4		0-0 1-2 2-3 1B		0-3 K		4	0	1	0	0	1	0											
Fred Kendall, R OBP: 0.277, SLG: 0.241 (1, 2)		0-0 F9			4-0 BB		0-0 L8			3	0	0	0	1	1	3											
Brent Strom, R OBP: 0.185, SLG: 0.125 (1, 1)			0-0 L1		0-3 K		0-3 K			2	0	0	0	0	1	1											
Dan Spillner, R OBP: 0.267, SLG: 0.083 (7, PH)										0	0	0	0	0	0	0											
Hector Torres, R OBP: 0.316, SLG: 0.398 (8, PH)										1	0	0	0	0	1	0											
Butch Metzger, R (8, PH)										0	0	0	0	0	0	0											
Gene Locklear, L OBP: 0.292, SLG: 0.311 (9, PH)										1	0	0	0	0	0	0											
Inning Stats	R: 0 E: 0 K: 2 S: 7	H: 0 LOB: 2 BB: 2 P: 15	R: 0 E: 0 K: 0 S: 3	H: 0 LOB: 0 BB: 0 P: 3	R: 0 E: 0 K: 0 S: 4	H: 1 LOB: 2 BB: 1 P: 8	R: 0 E: 0 K: 0 S: 3	H: 0 LOB: 0 BB: 0 P: 3	R: 0 E: 0 K: 2 S: 7	H: 0 LOB: 1 BB: 1 P: 11	R: 0 E: 0 K: 0 S: 6	H: 3 LOB: 3 BB: 0 P: 6	R: 0 E: 0 K: 2 S: 7	H: 0 LOB: 1 BB: 1 P: 11	R: 0 E: 0 K: 0 S: 3	H: 1 LOB: 0 BB: 0 P: 3	R: 0 E: 0 K: 2 S: 7	H: 0 LOB: 0 BB: 0 P: 7	1B: 5 2B: 0 3B: 0 HR: 0	SF: 0 SAC: 0 DP: 1 HBP: 0	WP: 0 PB: 0 SB: 2 CS: 0	PA: 36					
PITCHER	IP	WLS	BF	H	R	ER	SO	BB	IBB	HBP	BLK	WP	HR	S	P	ERA	WHIP										
Jon Matlack, L ERA: 2.41 (1, 1)	9.0	W	36	5	0	0	8	5	0	0	0	0	0	47	67	0.00	1.111										

AB	31
R	0
H	5
RBI	0
BB	5
SO	8
LOB	17



Batter	1	2	3	4	5	6	7	8	9	AB	R	H	RBI	BB	SO	LOB	TOP			
Bud Harrelson, S (1,6) OBP: 0.367, SLG: 0.281	0-0 5-3		0-0 6-3			0-3 K			0-0 4-3	4	0	0	0	0	1	1	New York Mets @ San Francisco Giants Candlestick Park, San Francisco, CA Fri Jun 11, 1976, 10:05 PM EDT Att: 6,121 - Unknown 			
Felix Milten, R (1,4) OBP: 0.312, SLG: 0.339	0-0 5-3			0-0 5-3		0-0 F7			0-0 F9	4	0	0	0	0	0	1				
Joe Torre, R (1,3) OBP: 0.355, SLG: 0.454	0-3 K			0-0 F8		0-0 6-3			0-0 F8	4	0	0	0	0	1	1				
Dave Kingman, R (1,9) OBP: 0.279, SLG: 0.557		0-0 2B		0-3 K					0-3 K	3	0	1	0	0	2	0				
John Milner, L (1,7) OBP: 0.386, SLG: 0.526		0-3 K			0-0 F9				0-0 P5	3	0	0	0	0	1	1				
Wayne Garrett, L (1,5) OBP: 0.355, SLG: 0.316		0-3 K			0-0 F9				0-0 G3	3	0	0	0	0	1	1				
Del Unser, L (1,8) OBP: 0.271, SLG: 0.335		0-0 F7							0-0 G3	3	0	1	0	0	0	1				
Jerry Grote, R (1,2) OBP: 0.358, SLG: 0.303			0-0 5-3		0-3 K				0-0 P6	3	0	0	0	0	1	1				
Jerry Koosman, R (1,1) OBP: 0.333, SLG: 0.381			0-3 K			0-0 2B			0-3 K	1	0	0	0	0	1	0				
Bruce Boicclair, L (6,PH) OBP: 0.397, SLG: 0.441										1	0	1	0	0	0	0				
Rick Baldwin, L (6,PH) OBP: 1.000, SLG: 1.000										0	0	0	0	0	0	0				
Ed Kranepool, L (8,PH) OBP: 0.321, SLG: 0.363										1	0	0	0	0	1	0				
Bob Myrick, R (8,1) ERA: 2.65										0	0	0	0	0	0	0				
Inning Stats	R: 0 E: 0 K: 1 S: 5	H: 0 LOB: 0 BB: 0 P: 5	R: 0 E: 0 K: 2 S: 8	H: 1 LOB: 1 BB: 0 P: 8	R: 0 E: 0 K: 1 S: 5	H: 0 LOB: 0 BB: 0 P: 5	R: 0 E: 0 K: 1 S: 5	H: 0 LOB: 0 BB: 0 P: 5	R: 0 E: 0 K: 1 S: 6	H: 1 LOB: 1 BB: 0 P: 6	R: 0 E: 0 K: 1 S: 5	H: 0 LOB: 0 BB: 0 P: 5	R: 0 E: 0 K: 1 S: 5	H: 0 LOB: 0 BB: 0 P: 5	R: 0 E: 0 K: 0 S: 3	H: 0 LOB: 0 BB: 0 P: 3	1B: 1 2B: 2 3B: 0 HR: 0	SF: 0 SAC: 0 DP: 0 HBP: 0	WP: 0 PB: 0 SB: 0 CS: 0	PA: 30
PITCHER John Montefusco, R (1,1) ERA: 2.65	IP: 9.0 WLS: W BF: 30 H: 3 R: 0 ER: 0 SO: 9 BB: 0 IBB: 0 HBP: 0 BLK: 0 WP: 0 HR: 0 S: 48 P: 48 ERA: 0.00 WHIP: 0.333															PITCHER John Montefusco, R (1,1) ERA: 2.65	IP: 9.0 WLS: W BF: 30 H: 3 R: 0 ER: 0 SO: 9 BB: 0 IBB: 0 HBP: 0 BLK: 0 WP: 0 HR: 0 S: 48 P: 48 ERA: 0.00 WHIP: 0.333			

Batter	1	2	3	4	5	6	7	8	9	AB	R	H	RBI	BB	SO	LOB	BOTTOM			
Larry Herndon, R (1,8) OBP: 0.413, SLG: 0.459	4-0 SH1-4 HR BB	0-0 3B		0-0 5-3		4-0 S BB				2	1	1	0	2	0	0	New York Mets @ San Francisco Giants Candlestick Park, San Francisco, CA Fri Jun 11, 1976, 10:05 PM EDT Att: 6,121 - Unknown 			
Craig Robinson, R (1,4) OBP: 0.500, SLG: 0.455	0-0 SH1-4 1-2	0-0 F8		4-0 CS BB		0-3 K				2	0	0	0	1	1	2				
Gary Matthews, R (1,7) OBP: 0.336, SLG: 0.385	4-0 HR BB	0-3 K		0-0 F9 1-2					0-3 K	3	1	0	0	1	2	2				
Bobby Murcer, L (1,9) OBP: 0.365, SLG: 0.377	0-0 HR		0-0 F8		0-0 F8				0-0 F9	4	1	1	3	0	0	0				
Chris Speier, R (1,6) OBP: 0.341, SLG: 0.330	0-3 K		4-0 WP 1B BB		0-0 6-3				0-0 6-3	3	0	0	0	1	1	0				
Ken Reitz, R (1,5) OBP: 0.315, SLG: 0.359	0-0 P6		0-0 WP 1B		0-0 1B				0-0 G3	4	0	2	0	0	0	0				
Gary Thomasson, L (1,3) OBP: 0.391, SLG: 0.524		0-0 HR 1B		0-3 K		0-0 G3			0-0 F9	4	1	1	0	0	1	3				
Marc Hill, R (1,2) OBP: 0.246, SLG: 0.385		0-0 HR		4-0 1-2 2-3 IBB		0-0 4-3			0-0 1-3	3	1	1	2	1	0	0				
John Montefusco, R (1,1) OBP: 0.229, SLG: 0.219		0-3 K		0-3 K		0-3 K				3	0	0	0	0	3	3				
Inning Stats	R: 3 E: 0 K: 1 S: 6	H: 1 LOB: 2 BB: 2 P: 14	R: 2 E: 0 K: 2 S: 10	H: 3 LOB: 1 BB: 0 P: 10	R: 0 E: 0 K: 2 S: 8	H: 1 LOB: 3 BB: 2 P: 16	R: 0 E: 0 K: 0 S: 2	H: 0 LOB: 1 BB: 1 P: 6	R: 0 E: 0 K: 0 S: 4	H: 1 LOB: 1 BB: 0 P: 4	R: 0 E: 0 K: 2 S: 7	H: 0 LOB: 1 BB: 1 P: 11	R: 0 E: 0 K: 1 S: 5	H: 0 LOB: 0 BB: 0 P: 5	R: 0 E: 0 K: 0 S: 3	H: 0 LOB: 0 BB: 0 P: 3		1B: 3 2B: 0 3B: 1 HR: 2	SF: 0 SAC: 1 DP: 0 HBP: 0	WP: 1 PB: 0 SB: 1 CS: 1
PITCHER Jerry Koosman, L (1,1) ERA: 3.87	IP: 5.0 WLS: L BF: 25 H: 6 R: 5 ER: 5 SO: 5 BB: 4 IBB: 1 HBP: 0 BLK: 0 WP: 1 HR: 2 S: 30 P: 50 ERA: 9.00 WHIP: 2.000															PITCHER Jerry Koosman, L (1,1) ERA: 3.87	IP: 5.0 WLS: L BF: 25 H: 6 R: 5 ER: 5 SO: 5 BB: 4 IBB: 1 HBP: 0 BLK: 0 WP: 1 HR: 2 S: 30 P: 50 ERA: 9.00 WHIP: 2.000			
Rick Baldwin, R (6,1) ERA: 3.0	2.0 7 0 0 0 3 1 0 0 0 0 0 0 12 16 0.00 0.500															Rick Baldwin, R (6,1) ERA: 3.0	2.0 7 0 0 0 3 1 0 0 0 0 0 0 12 16 0.00 0.500			
Bob Myrick, L (8,1) ERA: 2.65	1.0 3 0 0 0 0 0 0 0 0 0 0 0 3 3 0.00 0.000															Bob Myrick, L (8,1) ERA: 2.65	1.0 3 0 0 0 0 0 0 0 0 0 0 0 3 3 0.00 0.000			

Batter	1	2	3	4	5	6	7	8	9	AB	R	H	RBI	BB	SO	LOB	TOP			
Mike Phillips, L (1,6) OBP: 0.309, SLG: 0.253	0-0 4-3		0-0 4-3			0-0 E3 SH1-4 1B	0-0 4-3		0-0 F5	5	1	0	0	0	0	5				
Felix Milten, R (1,4) OBP: 0.310, SLG: 0.328	0-0 4-3		0-0 F4			0-0 SH1-4		0-3 K		3	0	0	0	0	1	0				
John Milner, L (1,7) OBP: 0.380, SLG: 0.517	0-0 4-3			0-0 3-1		0-0 1B		0-0 F9		4	0	1	2	0	0	0				
Dave Kingman, R (1,9) OBP: 0.278, SLG: 0.545		0-0 1-3		0-0 5-3		0-0 F7		0-0 4-3		4	0	0	0	0	0	1				
Ed Kranepool, L (1,3) OBP: 0.325, SLG: 0.368		0-0 1B E 2B		0-0 G3		0-0 G3		4-0 BB 5-3 BB		3	1	1	0	1	0	1				
Del Unser, L (1,8) OBP: 0.270, SLG: 0.328		0-0 2-3 1B E		0-0 F8		0-0 4-3		0-0 5-3 1-2		4	0	1	0	0	0	1				
Wayne Garrett, L (1,5) OBP: 0.344, SLG: 0.302		0-0 E3 G4-6-3		0-0 4-3		0-0 G3		4-0 BB BB		3	0	0	1	1	0	1				
Jerry Grote, R (1,2) OBP: 0.360, SLG: 0.320		0-0 G4-6-3		0-0 F2		0-0 HR		0-3 K		4	1	1	1	0	1	4				
Mickey Lolich, S (1,1) OBP: 0.269, SLG: 0.208			0-0 5-3			0-0 E6 SH1-4 1B		4-0 BB		2	1	0	0	1	0	0				
Bob Apodaca, R (7,1) OBP: 0.429, SLG: 0.500								1-2 2-3 BB		0	0	0	0	1	0	0				
Inning Stats	R: 0 E: 0 K: 0 S: 3	H: 0 LOB: 0 BB: 0 P: 3	R: 1 E: 1 K: 0 S: 5	H: 2 LOB: 1 BB: 0 P: 5	R: 0 E: 0 K: 0 S: 3	H: 0 LOB: 0 BB: 0 P: 3	R: 0 E: 0 K: 0 S: 3	H: 0 LOB: 0 BB: 0 P: 3	R: 2 E: 2 K: 0 S: 6	H: 1 LOB: 1 BB: 0 P: 6	R: 1 E: 0 K: 0 S: 4	H: 1 LOB: 1 BB: 1 P: 8	R: 0 E: 0 K: 1 S: 5	H: 0 LOB: 0 BB: 0 P: 5	R: 0 E: 0 K: 1 S: 5	H: 0 LOB: 3 BB: 3 P: 17	1B: 2 2B: 1 3B: 0 HR: 1	SF: 0 SAC: 1 DP: 1 HBP: 0	WP: 0 PB: 0 SB: 0 CS: 0	PA: 37
PITCHER	IP WLS BF H R ER SO BB IBB HBP BLK WP HR S P ERA WHIP	IP WLS BF H R ER SO BB IBB HBP BLK WP HR S P ERA WHIP																		
Rob Dressler, R (1,1) ERA: 3.86	7.0 L 28 4 4 2 0	2.0 9 0 0 0 2																		
Gary Lavelle, L (8,1) ERA: 1.71	2.0 9 0 0 0 2																			

New York Mets @ San Francisco Giants
Candlestick Park, San Francisco, CA
Sun Jun 13 1976, 6:33 AM EDT
Unknown

AB 32
R 4
H 4
RBI 4
BB 4
SO 2
LOB 13

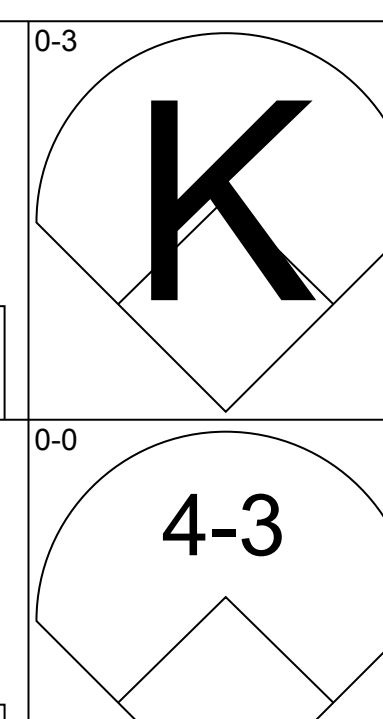
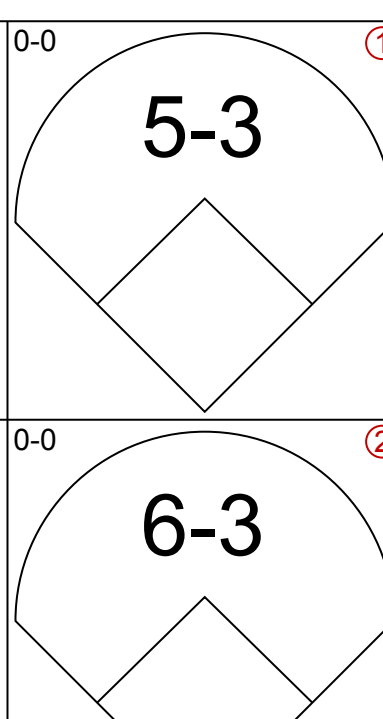
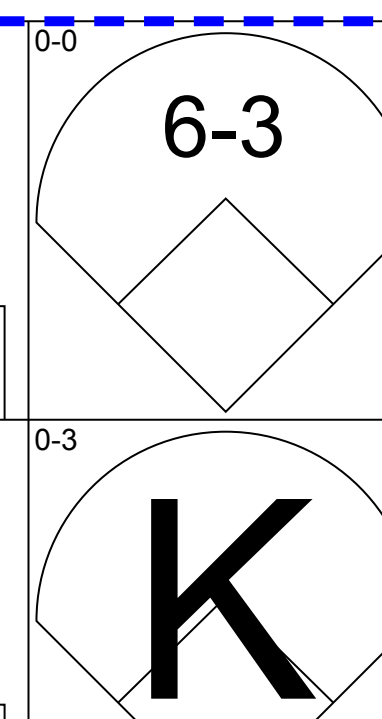
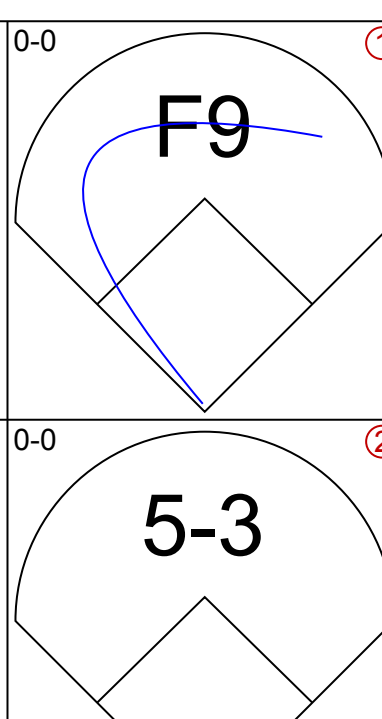
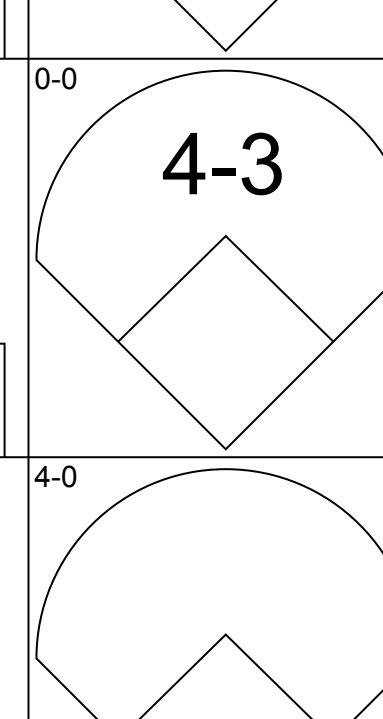
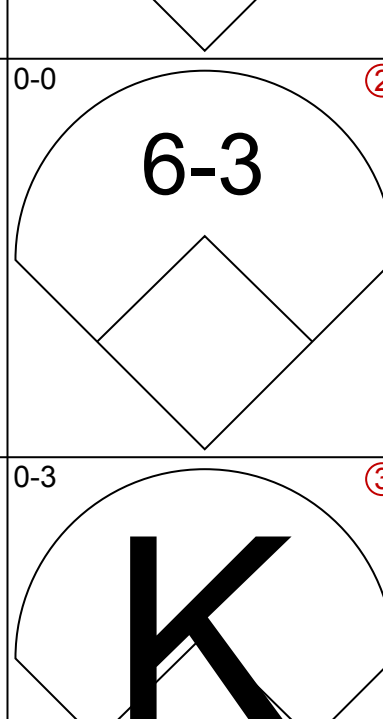
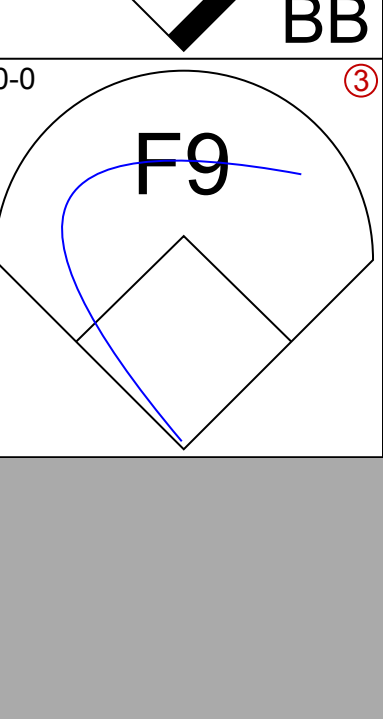
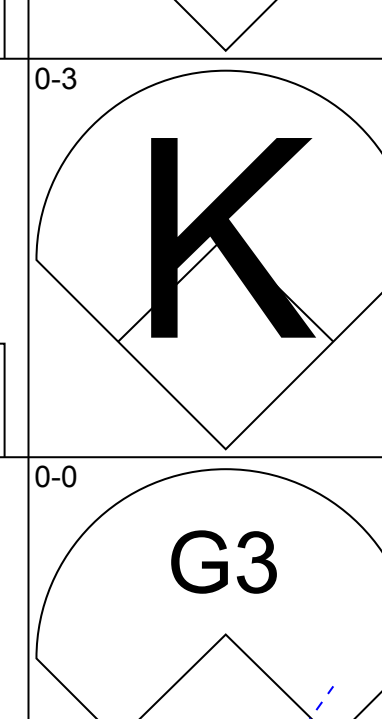
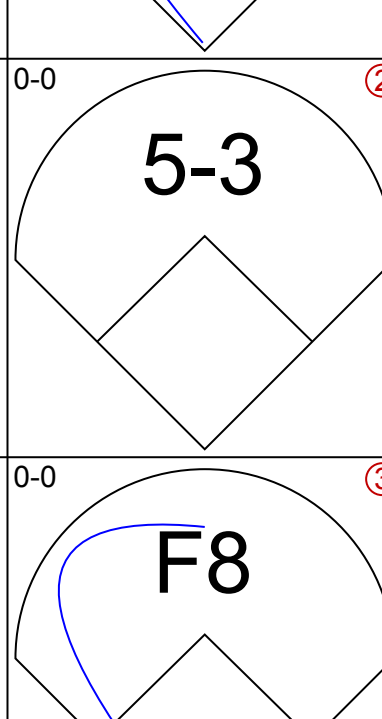
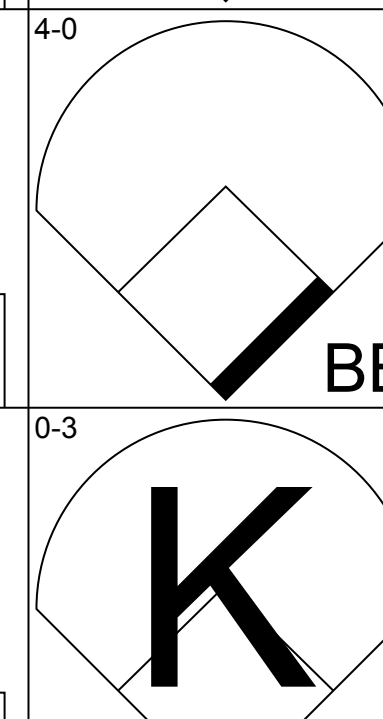

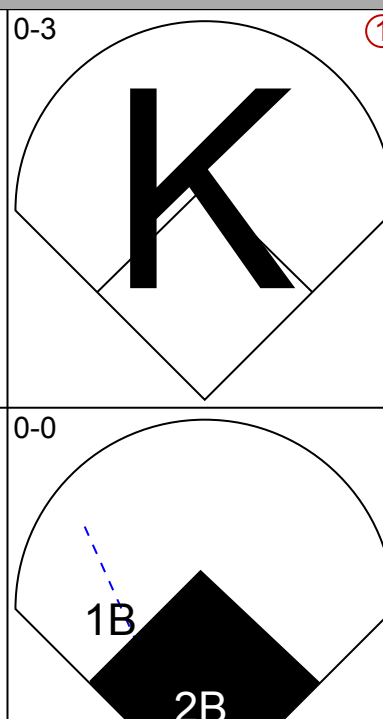
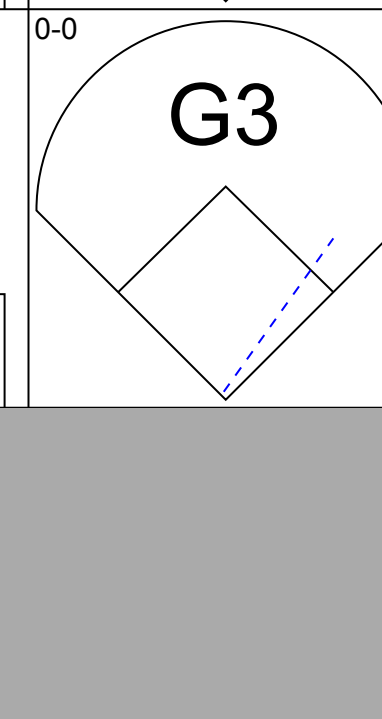
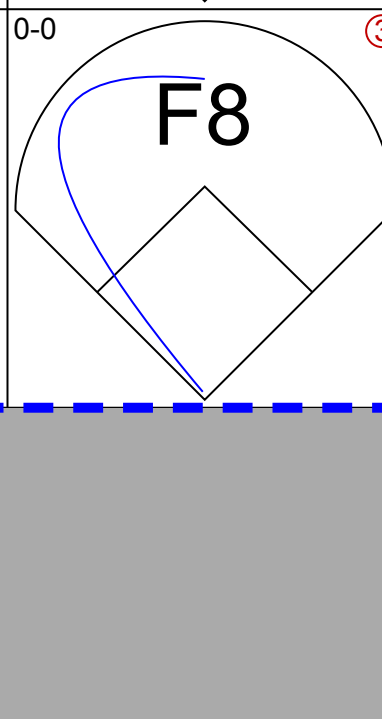
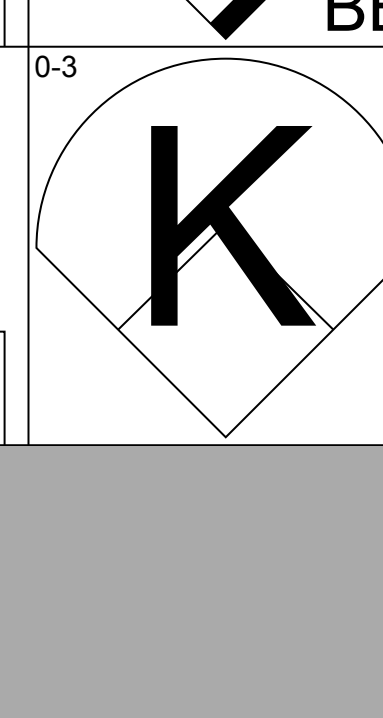
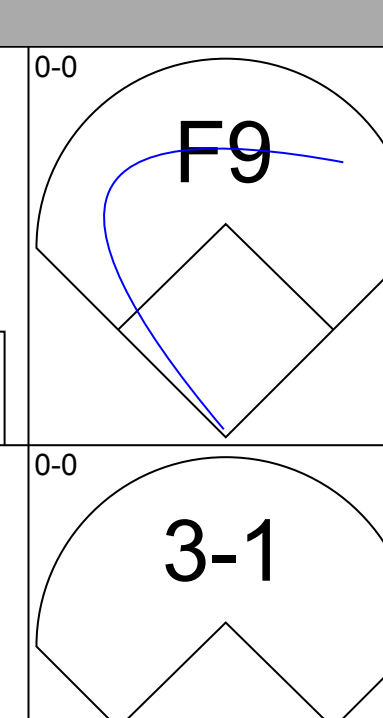
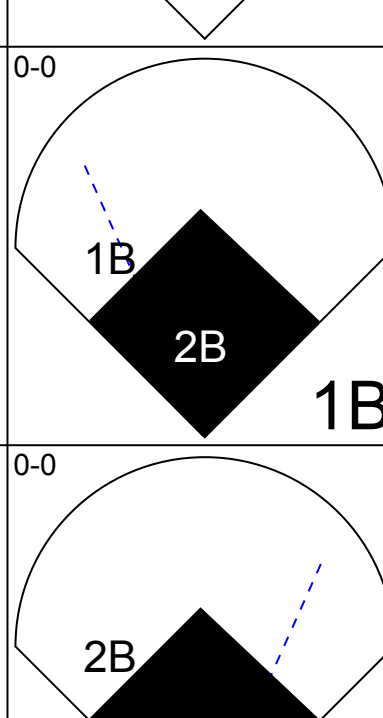
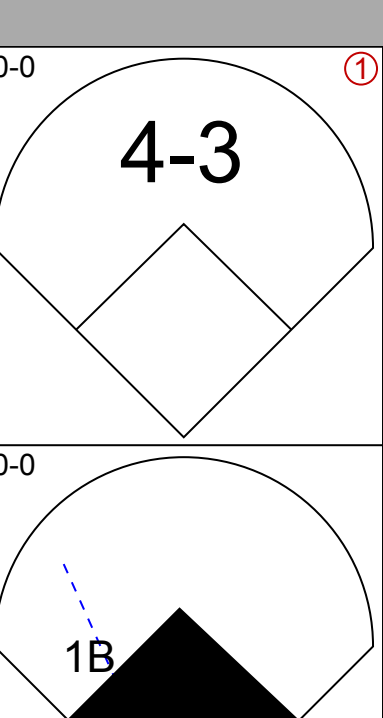
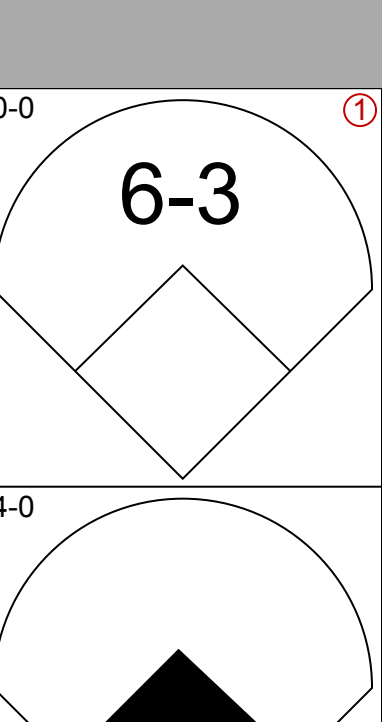
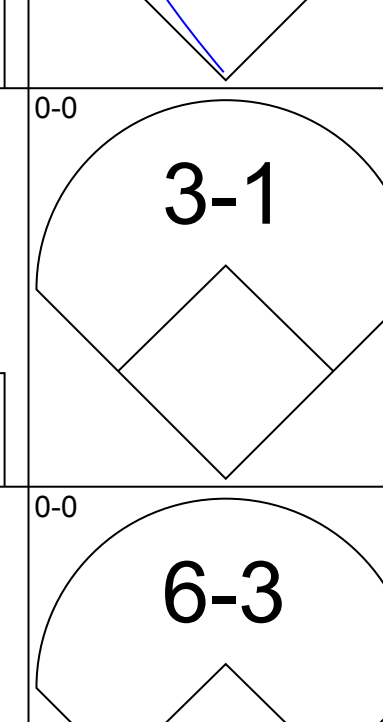
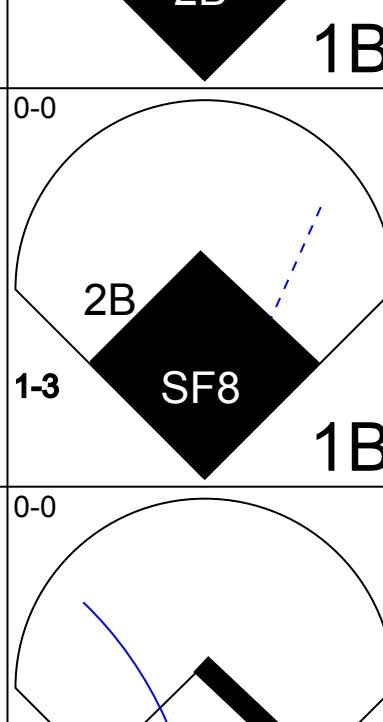
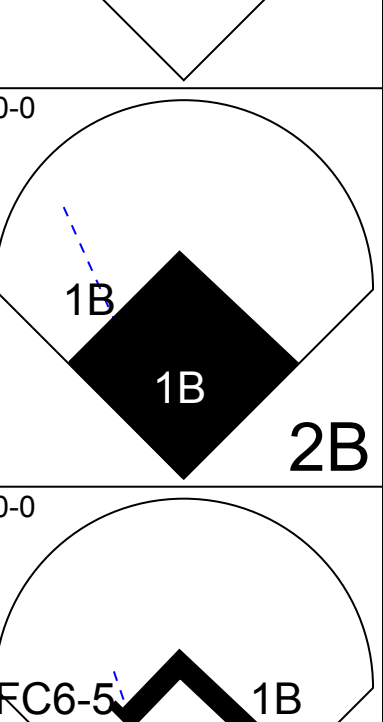
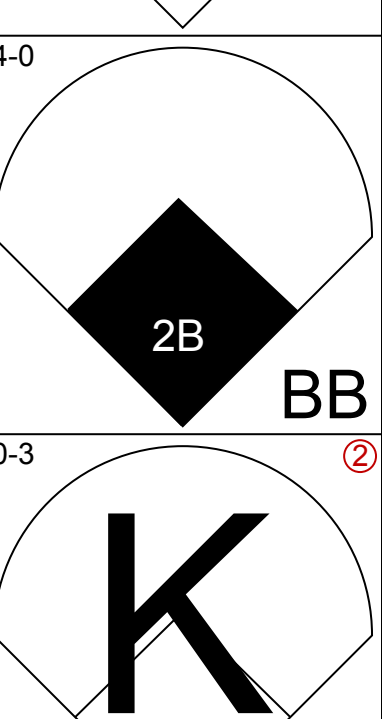
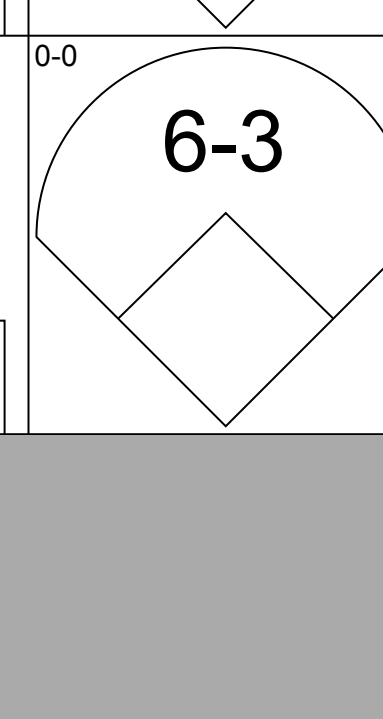
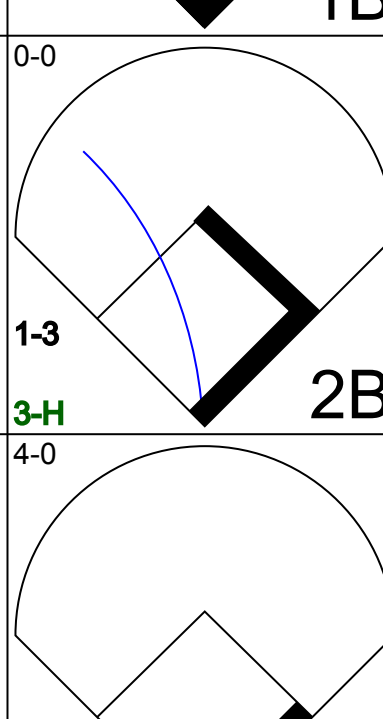
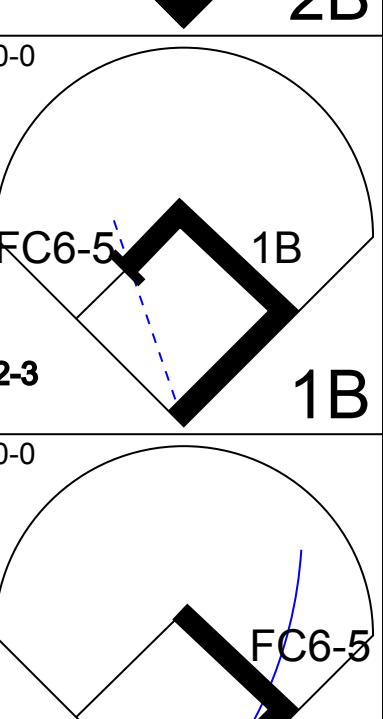
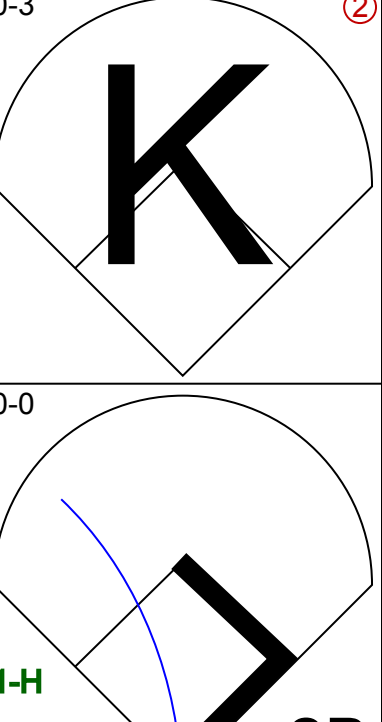
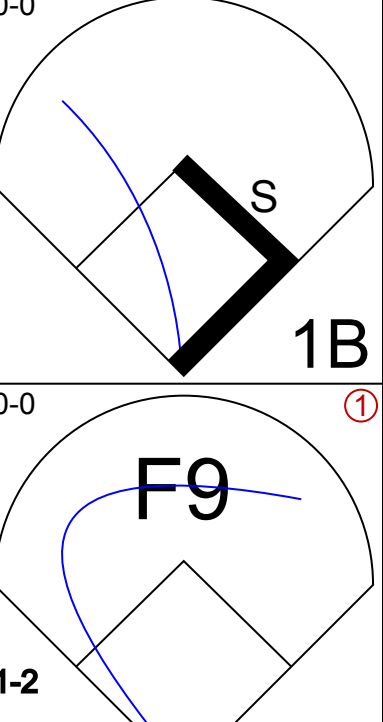
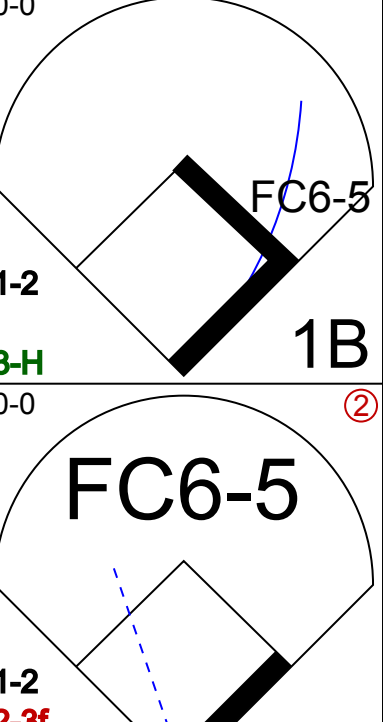
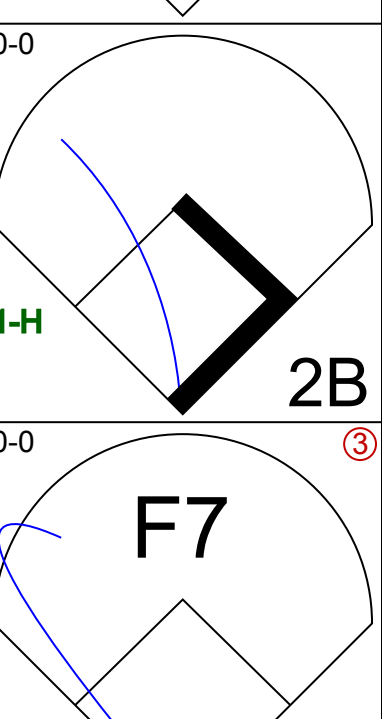
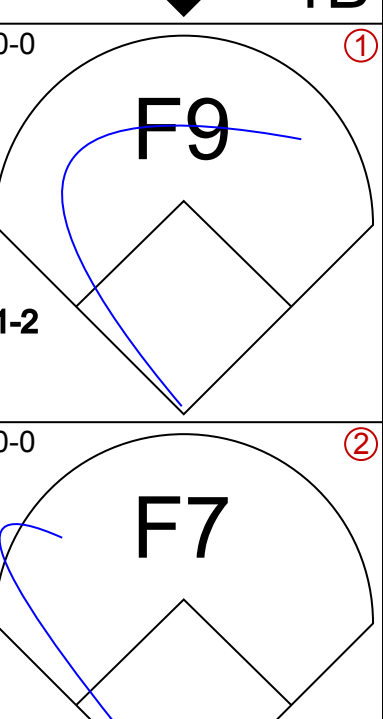
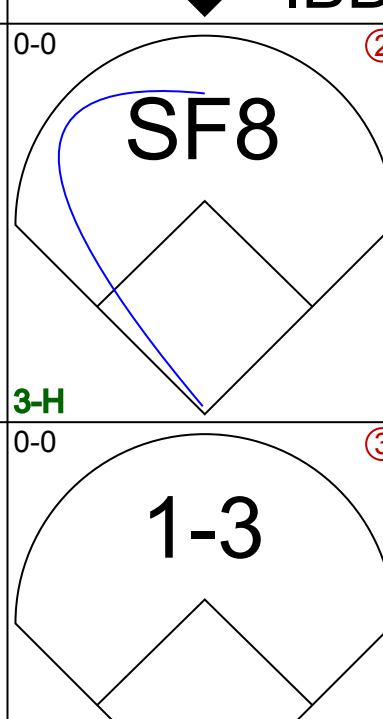
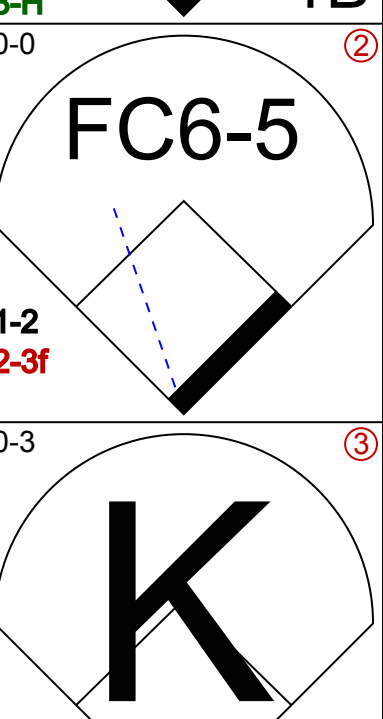
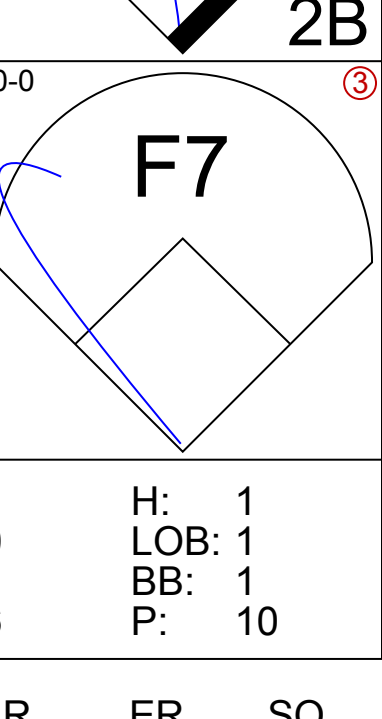
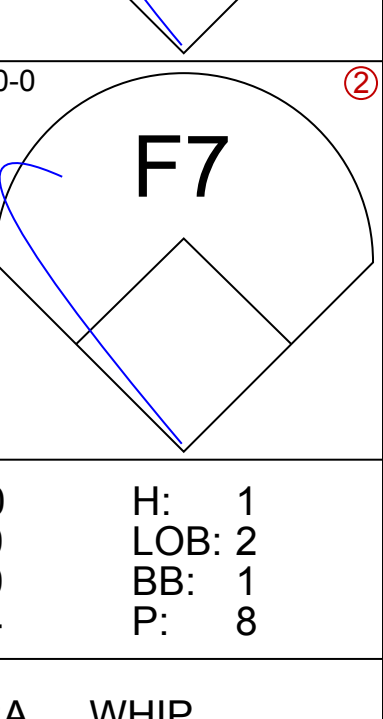
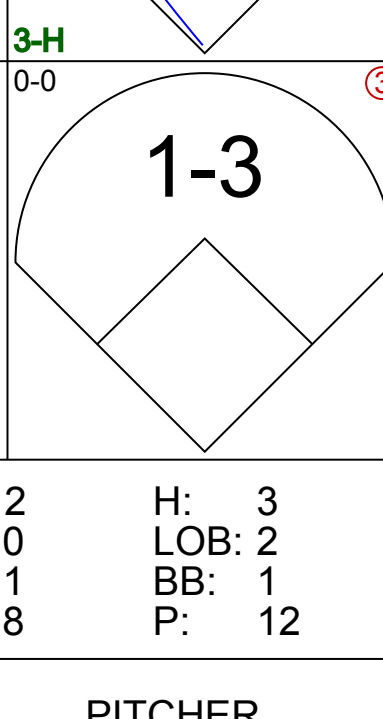
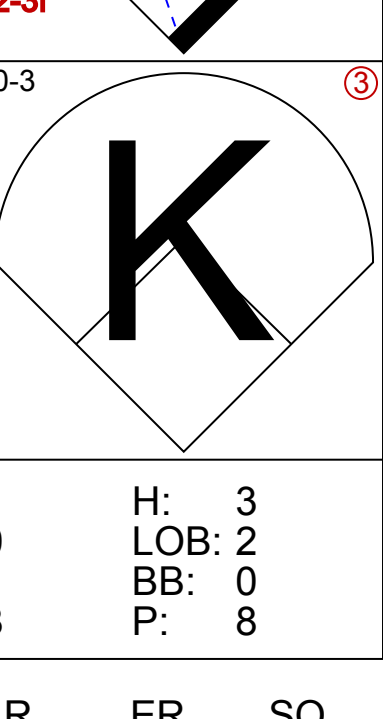


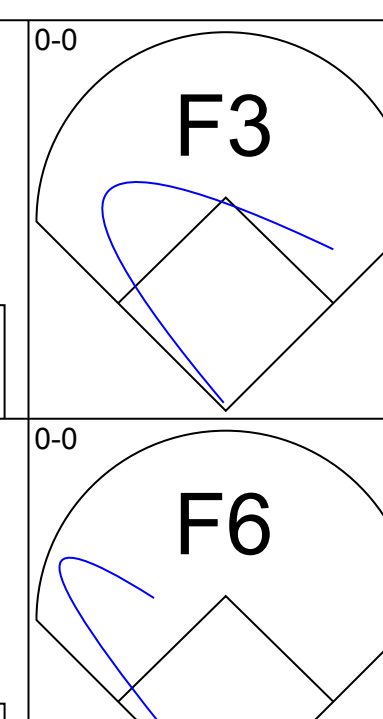
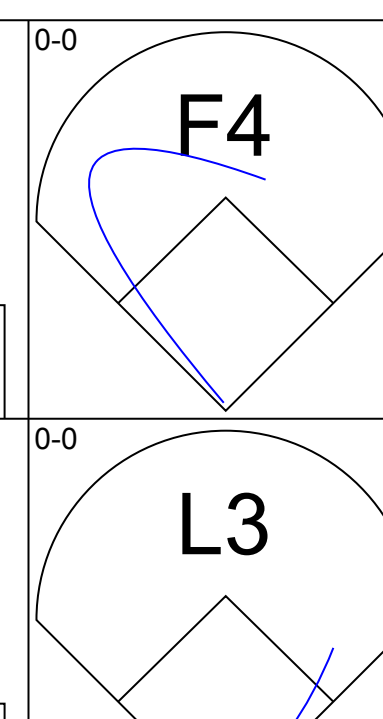
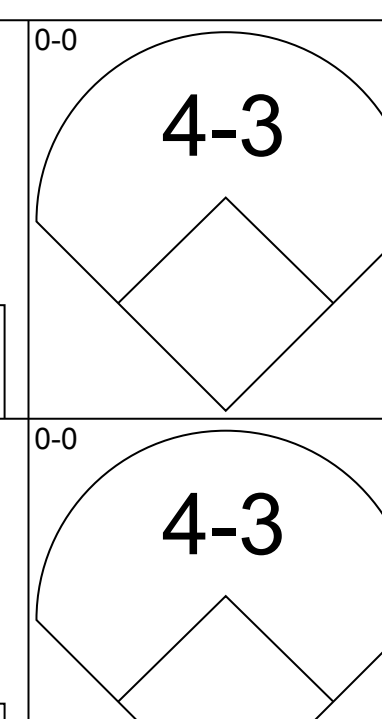
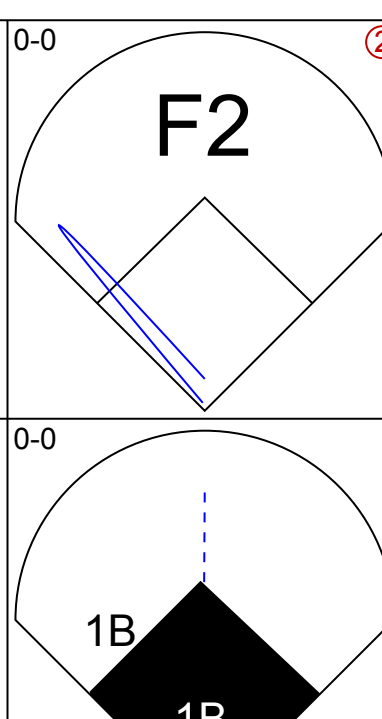
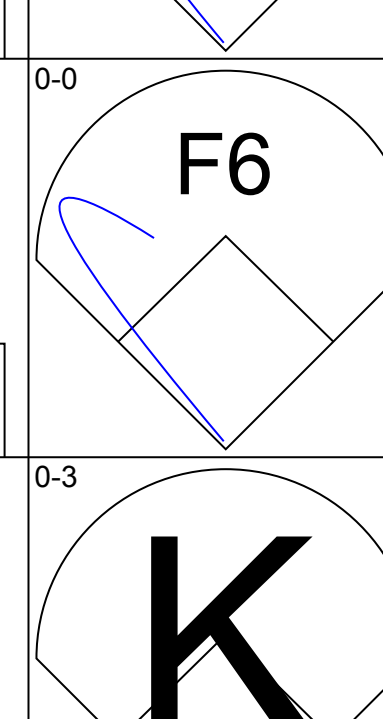
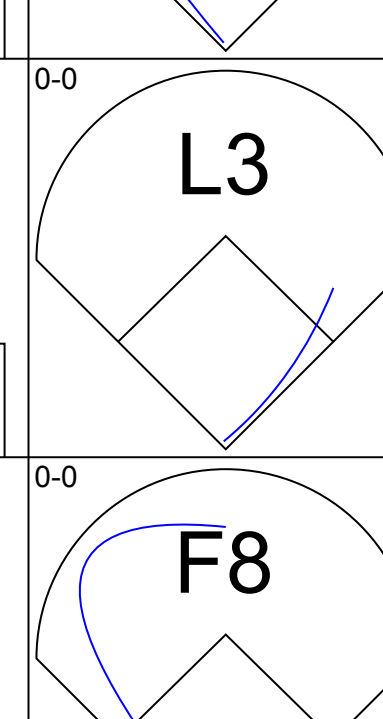
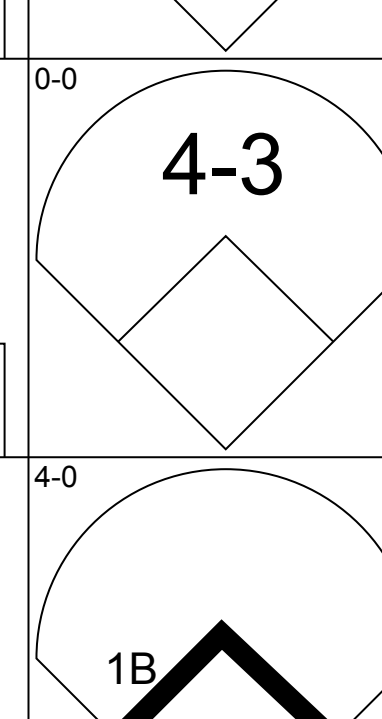
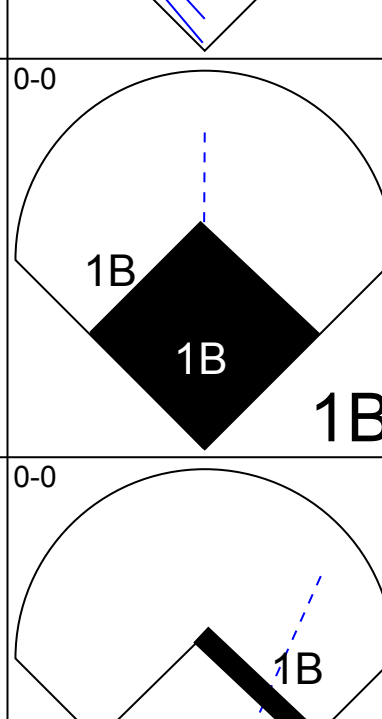
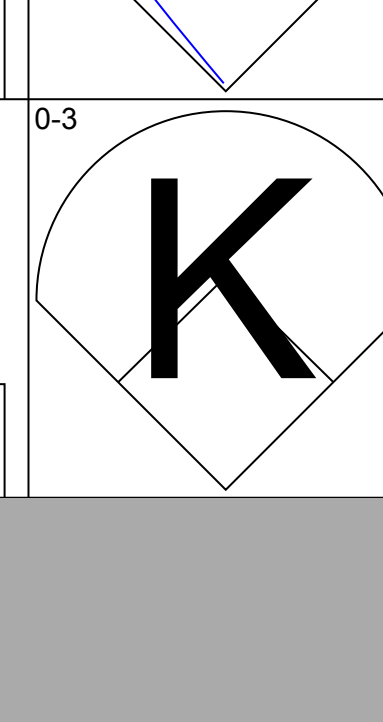
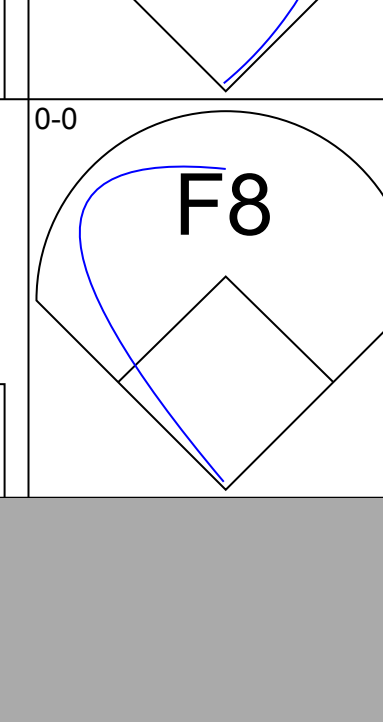
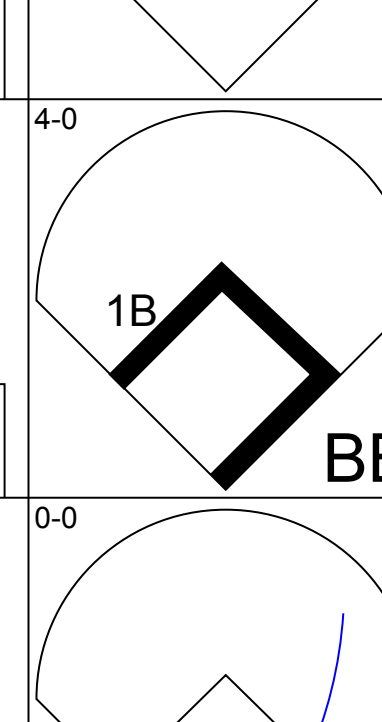
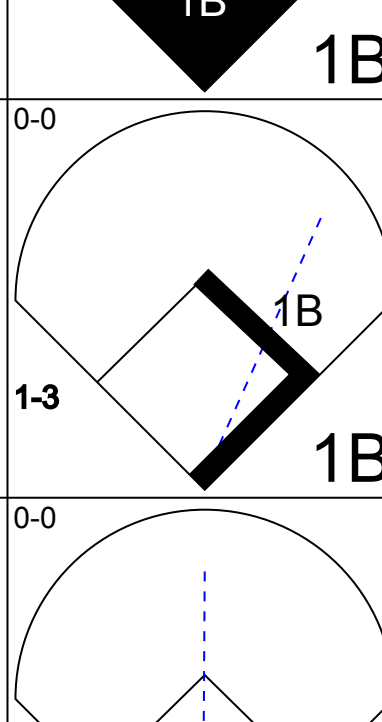
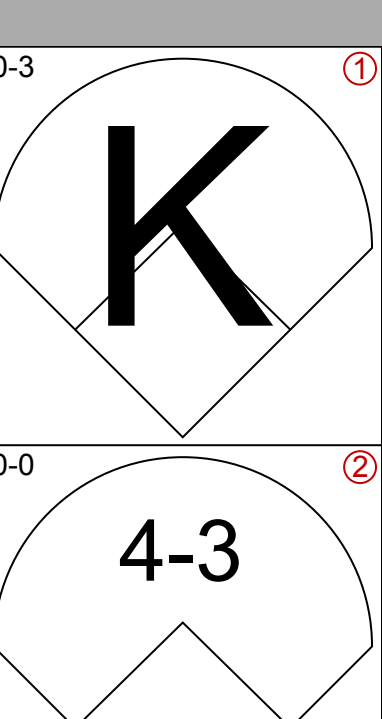
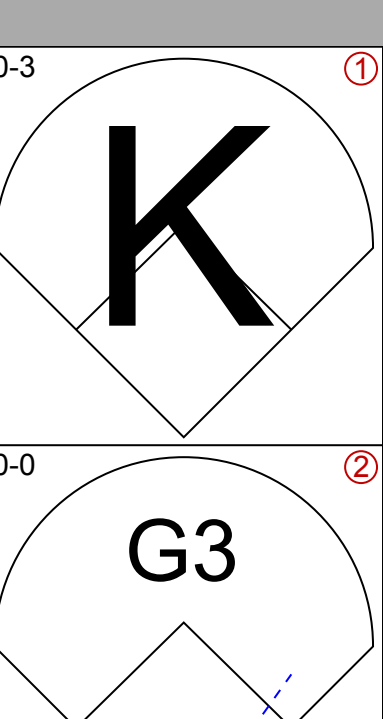
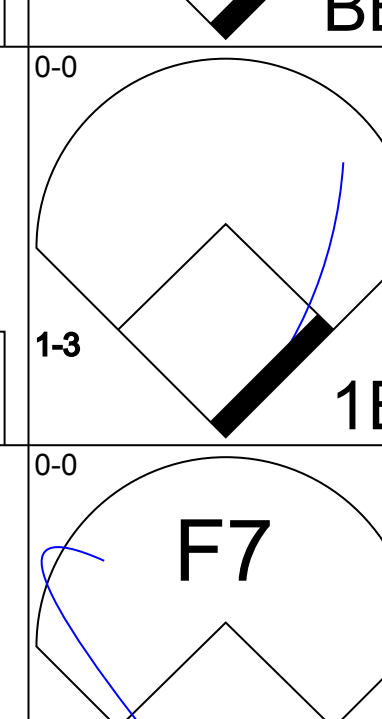
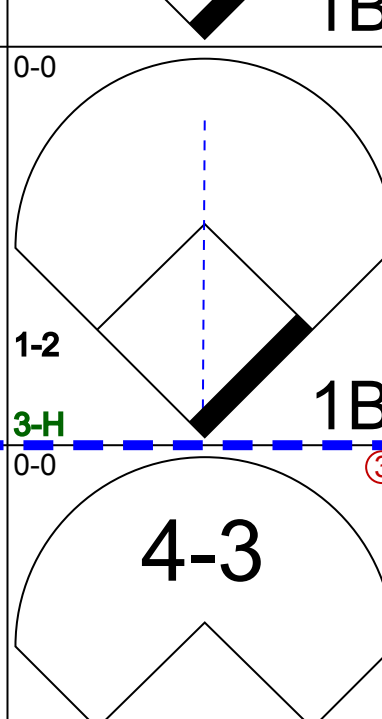
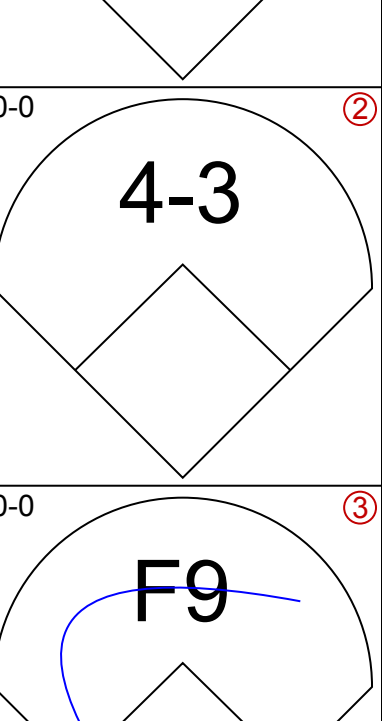
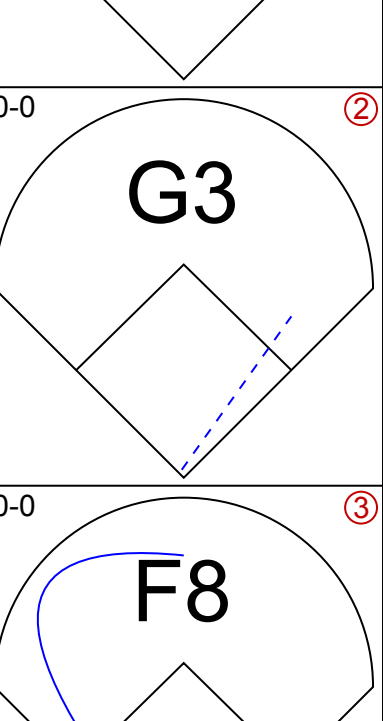
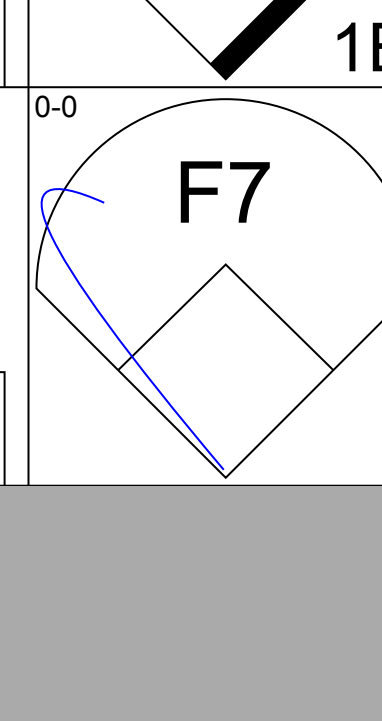
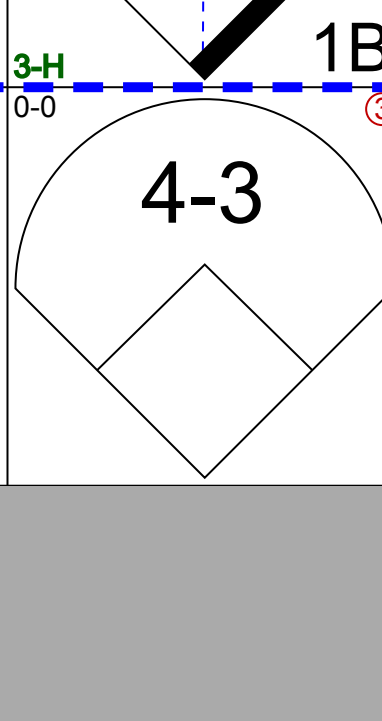
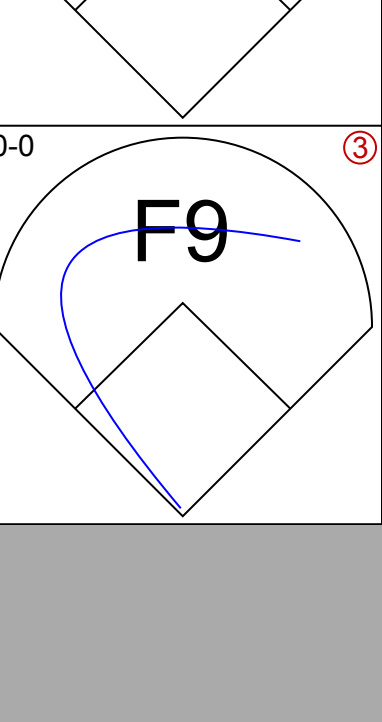
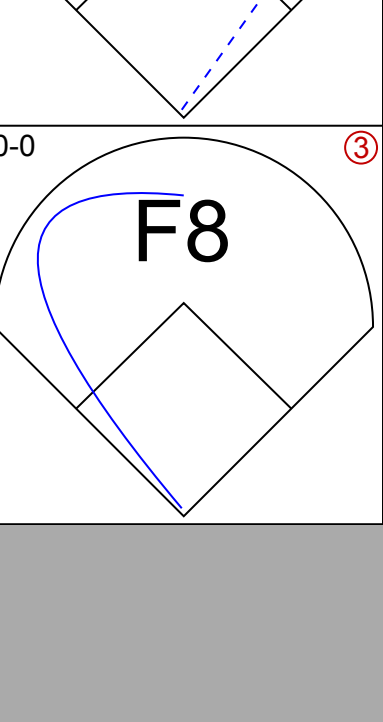
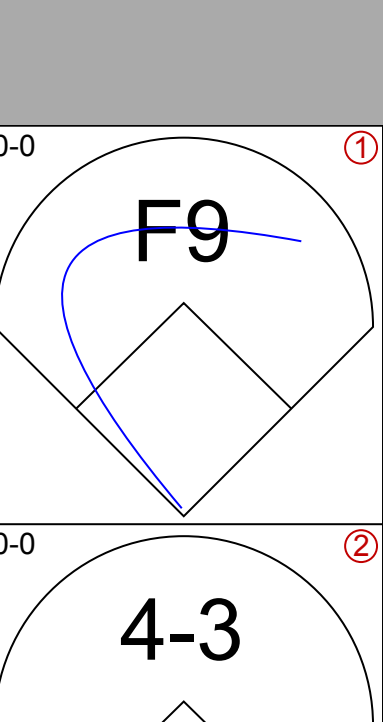
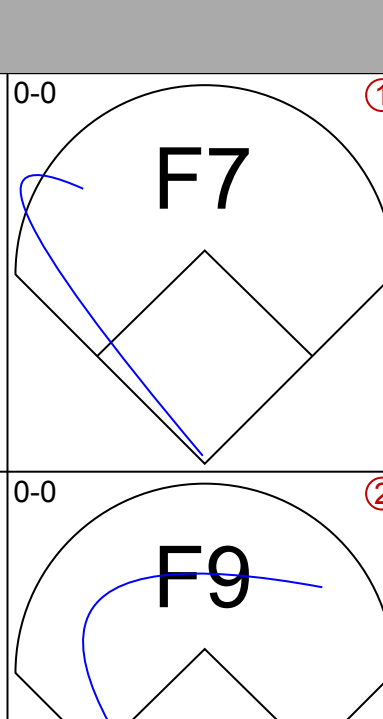
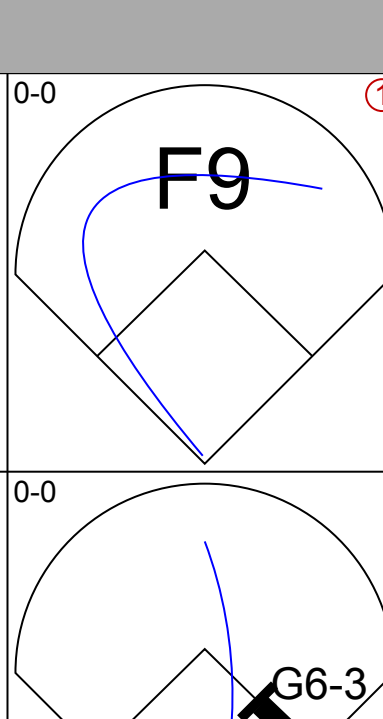
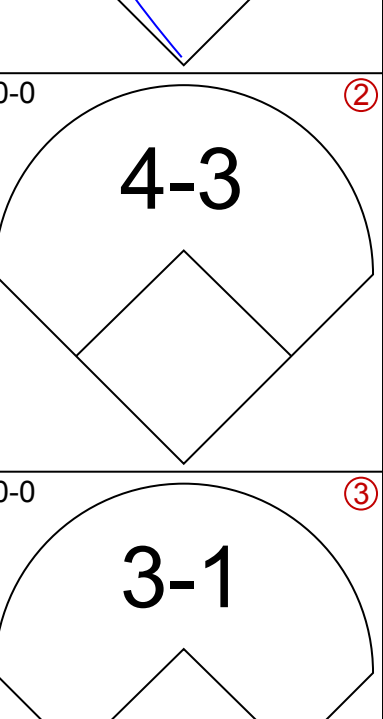
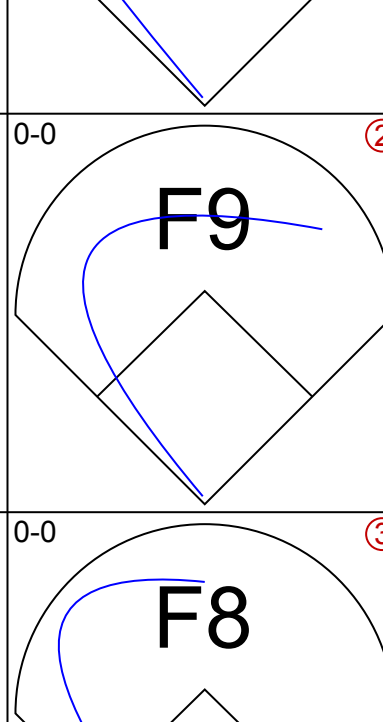
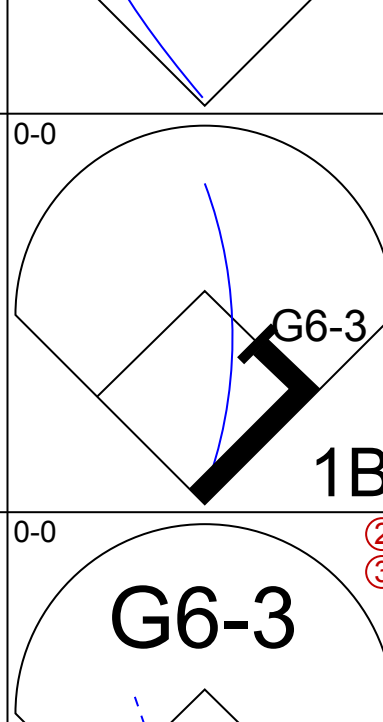
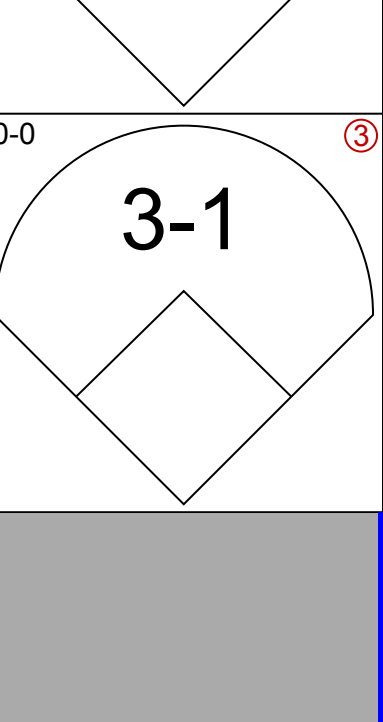
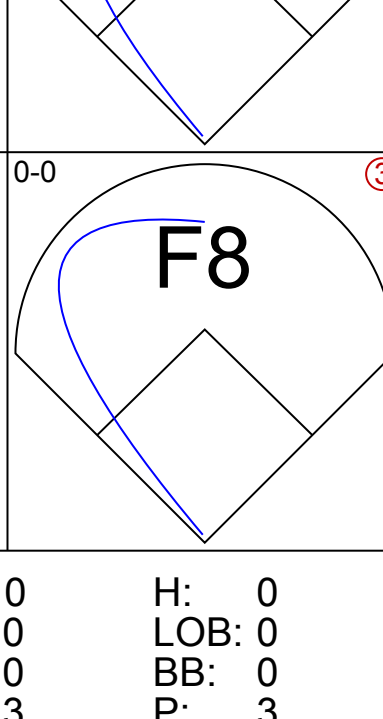
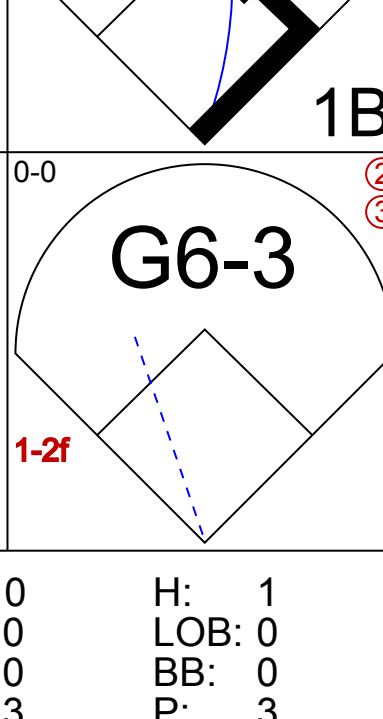
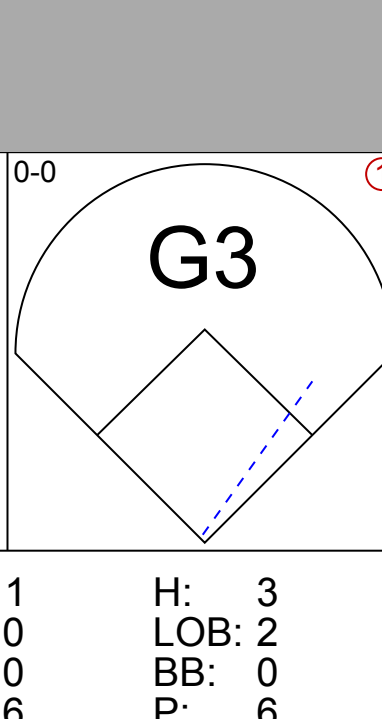
Batter	1	2	3	4	5	6	7	8	9	AB	R	H	RBI	BB	SO	LOB	BOTTOM					
Larry Herndon, R (1,8) OBP: 0.411, SLG: 0.454	0-0 E 1B 1B		0-0 L5-3 1B		0-0 F9			0-0 6-3		4	1	2	0	0	0	1						
Chris Arnold, R (1,4) OBP: 0.286, SLG: 0.282	0-0 E8 1B FC4-6 1B		0-0 L5-3 1-2		0-0 F9		0-0 G3 1B	0-3 K		4	1	2	0	0	1	1						
Gary Matthews, R (1,7) OBP: 0.337, SLG: 0.389	0-0 FC4-6 2-3 3-H 1B		0-0 F7		0-0 F9		0-0 F9	0-0 1B		4	0	2	1	0	0	1						
Bobby Murcer, L (1,9) OBP: 0.357, SLG: 0.365	0-0 FC4-6 1-2 FC5-4 3-H 1B		0-0 F9		0-0 G3		0-0 G3	0-0 G3		4	0	0	1	0	0	3						
Chris Speier, R (1,6) OBP: 0.335, SLG: 0.327	0-0 F8		0-0 F8		0-0 F8		0-0 F8	0-3 K		4	0	0	0	0	1	2						
Ken Reitz, R (1,5) OBP: 0.314, SLG: 0.358	0-0 FC5-4		0-0 6-3		0-0 6-3		4-0 G6-3 BB BB	0-0 F8		2	0	0	0	1	0	1						
Derrel Thomas, S (7, FR) OBP: 0.318, SLG: 0.304	0-0 FC5-4							0-0 F8		1	0	0	0	0	0	0						
Gary Thomasson, L (1,3) OBP: 0.367, SLG: 0.423		0-0 F9		0-3 K		4-0 G6-3 BB		0-0 F7		3	0	0	0	1	1	0						
Marc Hill, R (1,2) OBP: 0.254, SLG: 0.379		0-0 F8		4-0 BB		0-0 G6-3		0-0 F7		1	0	0	0	1	0	0						
Steve Ontiveros, S (7, PH) OBP: 0.232, SLG: 0.180		0-0 F8		0-0 BB		0-0 K		0-0 F7		1	0	0	0	0	0	2						
Gary Lavelle, S (8,1) OBP: 0.200, SLG: 0.200		0-0 K		0-0 BB		0-0 K		0-0 F7		0	0	0	0	0	0	0						
Rob Dressler, R (1,1) OBP: 0.182, SLG: 0.182		0-3 K		0-3 K		0-3 K		0-0 F7		2	0	0	0	0	2	1						
Willie Montanez, L (7, PH) OBP: 0.357, SLG: 0.425		0-0 K		0-0 K		0-0 K		0-0 F7		1	0	0	0	0	1	2						
Mike Sadek, R (8,2) OBP: 0.390, SLG: 0.361		0-0 K		0-0 K		0-0 K		0-0 F7		0	0	0	0	0	0	0						
Inning Stats	R: 2 E: 1 K: 0 S: 6	H: 3 LOB: 1 BB: 0 P: 6	R: 0 E: 0 K: 1 S: 5	H: 0 LOB: 0 BB: 0 P: 5	R: 0 E: 0 K: 0 S: 3	H: 1 LOB: 0 BB: 0 P: 3	R: 0 E: 0 K: 0 S: 3	H: 0 LOB: 0 BB: 0 P: 3	R: 0 E: 0 K: 2 S: 7	H: 0 LOB: 1 BB: 1 P: 11	R: 0 E: 0 K: 0 S: 4	H: 1 LOB: 1 BB: 0 P: 4	R: 0 E: 0 K: 1 S: 4	H: 0 LOB: 2 BB: 2 P: 12	R: 0 E: 0 K: 1 S: 6	H: 1 LOB: 0 BB: 0 P: 6	R: 0 E: 0 K: 1 S: 5	H: 0 LOB: 0 BB: 0 P: 5	1B: 6 2B: 1 3B: 0 HR: 0	SF: 0 SAC: 0 DP: 2 HBP: 0	WP: 0 PB: 0 SB: 0 CS: 0	PA: 34
PITCHER	IP WLS BF H R ER SO BB IBB HBP BLK WP HR S P ERA WHIP	IP WLS BF H R ER SO BB IBB HBP BLK WP HR S P ERA WHIP																				
Mickey Lolich, L (1,1) ERA: 3.03	6.0 W 25 5 2 2 3	3.0 S 9 1 0 0 3																				
Bob Apodaca, R (7,1) ERA: 1.66	3.0 S 9 1 0 0 3																					

New York Mets @ San Francisco Giants
Candlestick Park, San Francisco, CA
Sun Jun 13 1976, 6:33 AM EDT
Unknown

AB 31
R 2
H 6
RBI 2
BB 3
SO 6
LOB 14



Batter	1	2	3	4	5	6	7	8	9	AB	R	H	RBI	BB	SO	LOB	TOP				
Bud Harrelson, S OBP: 0.367, SLG: 0.270 (1, 6)										4	0	0	0	1	1	0	New York Mets @ San Francisco Giants Candlestick Park, San Francisco, CA Sun Jun 13 1976, 6:38 AM EDT Att: 18,644 - Unknown				
Felix Milan, R OBP: 0.303, SLG: 0.320 (1, 4)										5	0	0	0	0	1	2					
John Milner, L OBP: 0.374, SLG: 0.503 (1, 7)										4	0	0	0	1	2	0					
Dave Kingman, R OBP: 0.278, SLG: 0.541 (1, 9)										4	1	1	0	0	1	1					
Ed Kranepool, L OBP: 0.328, SLG: 0.376 (1, 3)										4	2	2	0	0	0	0					
Del Unser, L OBP: 0.279, SLG: 0.338 (1, 8)										3	1	2	1	1	0	0					
Wayne Garrett, L OBP: 0.352, SLG: 0.308 (1, 5)										3	0	2	1	1	1	1					
Jerry Grote, R OBP: 0.358, SLG: 0.327 (1, 2)										3	0	1	2	0	0	3					
Tom Seaver, R OBP: 0.154, SLG: 0.057 (1, 1)										4	0	0	0	0	1	6					
Skip Lockwood, R OBP: 0.500, SLG: 0.400 (9, 1)										0	0	0	0	0	0	0					
Inning Stats	R: 0 E: 0 K: 2 S: 7	H: 0 LOB: 1 BB: 1 P: 11	R: 1 E: 0 K: 1 S: 6	H: 1 LOB: 1 BB: 1 P: 10	R: 0 E: 0 K: 1 S: 5	H: 0 LOB: 0 BB: 0 P: 5	R: 0 E: 0 K: 0 S: 3	H: 0 LOB: 0 BB: 0 P: 3	R: 0 E: 0 K: 0 S: 4	H: 1 LOB: 2 BB: 1 P: 8	R: 2 E: 0 K: 1 S: 8	H: 3 LOB: 2 BB: 1 P: 12	R: 0 E: 0 K: 1 S: 5	H: 0 LOB: 0 BB: 0 P: 5	R: 1 E: 0 K: 0 S: 8	H: 3 LOB: 2 BB: 0 P: 8	R: 0 E: 0 K: 0 S: 3	H: 0 LOB: 0 BB: 0 P: 3	1B: 5 2B: 3 3B: 0 HR: 0	SF: 1 SAC: 0 DP: 0 HBP: 0	WP: 0 PA: 39 PB: 0 SB: 1 CS: 0
PITCHER	IP	WLS	BF	H	R	ER	SO	BB	IBB	HBP	BLK	WP	HR	S	P	ERA	WHIP				
Jim Barr, R ERA: 3.01 (1, 1)	6.0	L	27	5	3	3	5	3	1	0	0	0	0	33	49	4.50	1.333				
Mike Caldwell, L ERA: 4.33 (7, 1)	3.0		12	3	1	1	2	0	0	0	0	0	0	16	16	3.00	1.000				

Batter	1	2	3	4	5	6	7	8	9	AB	R	H	RBI	BB	SO	LOB	BOTTOM				
Larry Herndon, R OBP: 0.398, SLG: 0.439 (1, 8)										4	0	0	0	0	0	0	New York Mets @ San Francisco Giants Candlestick Park, San Francisco, CA Sun Jun 13 1976, 6:38 AM EDT Att: 18,644 - Unknown				
Derrel Thomas, S OBP: 0.317, SLG: 0.303 (1, 4)										4	1	1	0	0	0	0					
Bobby Murcer, L OBP: 0.360, SLG: 0.364 (1, 9)										3	0	1	0	1	1	0					
Gary Matthews, R OBP: 0.340, SLG: 0.391 (1, 7)										4	0	2	1	0	2	0					
Willie Montanez, L OBP: 0.351, SLG: 0.417 (1, 3)										4	0	0	0	0	0	4					
Chris Speier, R OBP: 0.331, SLG: 0.323 (1, 6)										3	0	0	0	0	0	0					
Ken Reitz, R OBP: 0.310, SLG: 0.354 (1, 5)										3	0	0	0	0	0	0					
Dave Rader, L OBP: 0.306, SLG: 0.330 (1, 2)										3	0	1	0	0	0	0					
Jim Barr, R OBP: 0.250, SLG: 0.125 (1, 1)										1	0	0	0	0	0	0					
Gary Thomasson, L OBP: 0.355, SLG: 0.407 (6, PH)										1	0	0	0	0	0	1					
Mike Caldwell, R OBP: 0.167, SLG: 0.167 (7, 1)										0	0	0	0	0	0	0					
Glenn Adams, L OBP: 0.250, SLG: 0.286 (9, PH)										1	0	0	0	0	0	0					
Inning Stats	R: 0 E: 0 K: 1 S: 5	H: 0 LOB: 0 BB: 0 P: 5	R: 0 E: 0 K: 1 S: 5	H: 0 LOB: 0 BB: 0 P: 5	R: 0 E: 0 K: 0 S: 3	H: 0 LOB: 0 BB: 0 P: 3	R: 0 E: 0 K: 0 S: 3	H: 0 LOB: 0 BB: 0 P: 3	R: 0 E: 0 K: 0 S: 4	H: 1 LOB: 0 BB: 0 P: 3	R: 0 E: 0 K: 0 S: 3	H: 1 LOB: 2 BB: 1 P: 8	R: 0 E: 0 K: 0 S: 3	H: 0 LOB: 0 BB: 0 P: 3	R: 1 E: 0 K: 0 S: 6	H: 3 LOB: 2 BB: 0 P: 6	1B: 5 2B: 0 3B: 0 HR: 0	SF: 0 SAC: 0 DP: 1 HBP: 0	WP: 0 PA: 32 PB: 0 SB: 0 CS: 0		
PITCHER	IP	WLS	BF	H	R	ER	SO	BB	IBB	HBP	BLK	WP	HR	S	P	ERA	WHIP				
Tom Seaver, R ERA: 2.9 (1, 1)	8.2	W	31	5	1	1	3	1	0	0	0	0	0	36	40	1.04	0.692				
Skip Lockwood, R ERA: 2.56 (9, 1)	0.1	S	1	0	0	0	0	0	0	0	0	0	0	1	1	0.00	0.000				

AB	34
R	4
H	8
RBI	4
BB	4
SO	7
LOB	13



Batter	1	2	3	4	5	6	7	8	9	AB	R	H	RBI	BB	SO	LOB	TOP					
Bill Russell, R OBP: 0.319, SLG: 0.401 (1,6)	5-3		F8			F8		F7		4	0	0	0	0	0	2	Los Angeles Dodgers @ New York Mets Shea Stadium, Flushing, NY Tue Jun 15 1976, 7:05 PM EDT Att: 26,185 - Unknown livebaseballscorecards.com					
Bill Buckner, L OBP: 0.322, SLG: 0.417 (1,7)	5-3			F8		G3		6-3		4	0	0	0	0	0	1						
Steve Garvey, R OBP: 0.349, SLG: 0.445 (1,3)	E5			F9		F4		6-3		4	0	0	0	0	0	1						
Ron Cey, R OBP: 0.419, SLG: 0.545 (1,5)	PO	6-3					5-3		5-3	4	0	1	0	0	0	0						
Joe Ferguson, R OBP: 0.318, SLG: 0.357 (1,9)		5-3		F9		BB 1B		F9		4	1	1	0	0	0	1						
Dusty Baker Jr., R OBP: 0.320, SLG: 0.314 (1,8)		4-3				K			1B	4	0	1	0	0	1	1						
Steve Yeager, R OBP: 0.303, SLG: 0.405 (1,2)			F8		6-3		BB 1B	K		3	0	0	0	1	1	1						
Ted Sizemore, R OBP: 0.294, SLG: 0.281 (1,4)			E6				BB 1-2	K		3	0	2	1	0	0	0						
Burt Hooton, R OBP: 0.296, SLG: 0.250 (1,1)				F4		K				3	0	1	0	0	1	2						
Charlie Hough, R OBP: 0.300, SLG: 0.400 (8,1)								F7 WP 1B		0	0	0	0	0	0	0						
Inning Stats	R: 0 E: 1 K: 0 S: 3	H: 0 LOB: 0 BB: 0 P: 3	R: 0 E: 0 K: 0 S: 3	H: 0 LOB: 0 BB: 0 P: 3	R: 0 E: 1 K: 0 S: 4	H: 0 LOB: 1 BB: 0 P: 4	R: 0 E: 0 K: 0 S: 4	H: 1 LOB: 1 BB: 0 P: 4	R: 0 E: 0 K: 1 S: 6	H: 1 LOB: 1 BB: 0 P: 6	R: 0 E: 0 K: 0 S: 3	H: 0 LOB: 0 BB: 0 P: 3	R: 1 E: 0 K: 1 S: 6	H: 2 LOB: 2 BB: 1 P: 10	R: 0 E: 0 K: 0 S: 4	H: 1 LOB: 1 BB: 0 P: 4	R: 0 E: 0 K: 1 S: 6	H: 1 LOB: 1 BB: 0 P: 6	1B: 6 2B: 0 3B: 0 HR: 0	SF: 0 SAC: 0 DP: 0 HBP: 0	WP: 1 PB: 0 SB: 0 CS: 0	PA: 35
PITCHER Jon Matlack, L ERA: 2.3 (1,1)	IP: 9.0 WLS: W BF: 34 H: 6 R: 1 ER: 1 SO: 3 BB: 1 IBB: 0 HBP: 0 BLK: 0 WP: 1 HR: 0 S: 39 P: 43 ERA: 1.00 WHIP: 0.778																					

Batter	1	2	3	4	5	6	7	8	9	AB	R	H	RBI	BB	SO	LOB	BOTTOM			
Bud Harrelson, S OBP: 0.370, SLG: 0.285 (1,6)	K		F9			E9 FC5 2B		F9 SH3 1B		4	1	2	0	0	1	0	Los Angeles Dodgers @ New York Mets Shea Stadium, Flushing, NY Tue Jun 15 1976, 7:05 PM EDT Att: 26,185 - Unknown livebaseballscorecards.com			
Felix Milan, R OBP: 0.299, SLG: 0.315 (1,4)	F7			G3		FC5		SH3		3	0	0	0	0	0	1				
John Milner, L OBP: 0.371, SLG: 0.510 (1,7)				G3		F8		F9		4	0	1	0	0	0	2				
Dave Kingman, R OBP: 0.281, SLG: 0.544 (1,9)	K			F2		4-3 1B 2B			1B	4	1	2	1	0	1	1				
Ed Kranepool, L OBP: 0.327, SLG: 0.378 (1,3)		5-3				4-3		F8		4	0	1	0	0	0	2				
Del Unser, L OBP: 0.275, SLG: 0.333 (1,8)		G3		F8		G3				3	0	0	0	0	0	2				
Wayne Garrett, L OBP: 0.356, SLG: 0.310 (1,5)			F9		G6-4-3 IBB		1B			2	0	1	1	1	0	0				
Jerry Grote, R OBP: 0.358, SLG: 0.327 (1,2)			F9		G6-4-3		1B			3	0	1	0	0	0	2				
Jon Matlack, L OBP: 0.231, SLG: 0.171 (1,1)			K			F6		K		3	0	0	0	0	2	2				
Inning Stats	R: 0 E: 0 K: 2 S: 8	H: 1 LOB: 1 BB: 0 P: 8	R: 0 E: 0 K: 0 S: 3	H: 0 LOB: 0 BB: 0 P: 3	R: 0 E: 0 K: 1 S: 5	H: 0 LOB: 0 BB: 0 P: 5	R: 0 E: 0 K: 0 S: 3	H: 0 LOB: 0 BB: 0 P: 3	R: 0 E: 0 K: 0 S: 3	H: 1 LOB: 1 BB: 1 P: 7	R: 0 E: 1 K: 0 S: 4	H: 1 LOB: 1 BB: 0 P: 4	R: 1 E: 0 K: 1 S: 8	H: 3 LOB: 2 BB: 0 P: 8	R: 1 E: 0 K: 0 S: 5	H: 2 LOB: 1 BB: 0 P: 5	1B: 4 2B: 3 3B: 1 HR: 0	SF: 0 SAC: 1 DP: 1 HBP: 0	WP: 0 PB: 0 SB: 0 CS: 0	PA: 32
PITCHER Burt Hooton, R ERA: 4.14 (1,1)	IP: 7.2 WLS: L BF: 31 H: 8 R: 2 ER: 2 SO: 4 BB: 0 IBB: 0 HBP: 0 BLK: 0 WP: 0 HR: 0 S: 38 P: 42 ERA: 2.35 WHIP: 1.043																			
Charlie Hough, R ERA: 2.2 (8,1)	0.1	1	0	0	0	0	0	0	0	0	0	1	1	0.00	0.000					

Batter	1	2	3	4	5	6	7	8	9	AB	R	H	RBI	BB	SO	LOB	TOP								
Bill Buckner, L OBP: 0.325, SLG: 0.416 (1, 9)	4-3		F4			FC4-6 1B	IBB			3	0	1	0	1	0	1	Los Angeles Dodgers @ New York Mets Shea Stadium, Flushing, NY Wed Jun 16 1976, 7:05 PM EDT Att: 22,598 - Unknown								
Manny Mota, R OBP: 0.292, SLG: 0.273 Charlie Hough, R OBP: 0.300, SLG: 0.400 (1, 7)	G6-4-3 1B			F9		FC4-6 1-2	F9			4	0	1	0	0	0	3									
Steve Garvey, R OBP: 0.348, SLG: 0.442 (1, 3)	G6-4-3 1-2			4-3			1B 1B	6-3		4	1	1	0	0	0	1									
Ron Cey, R OBP: 0.416, SLG: 0.539 (1, 5)		4-3		K			1B 1B	6-3		4	1	1	0	0	1	0									
Dusty Baker Jr., R OBP: 0.319, SLG: 0.313 (1, 8)		6-3			F9		1B 2B	F9		4	1	1	0	0	0	0									
Bill Russell, R OBP: 0.318, SLG: 0.398 (1, 6)		5-3			6-3		1B 2B		F9	4	1	1	2	0	0	0									
Steve Yeager, R OBP: 0.302, SLG: 0.398 (1, 2)			K		CS BB		K		K	3	0	0	0	1	3	2									
Ted Sizemore, R OBP: 0.302, SLG: 0.293 (1, 4)				SH1-4 BB		1-3		F4		3	0	1	2	1	0	0									
Doug Rau, L OBP: 0.296, SLG: 0.217 Henry Cruz, L OBP: 0.247, SLG: 0.408 Joe Simpson, L OBP: 0.091, SLG: 0.091 (1, 1)				SH1-4		K		K		1	0	0	0	0	1	0									
										1	0	0	0	0	1	1									
										0	0	0	0	0	0	0									
Inning Stats	R: 0 E: 0 K: 0 S: 3	H: 1 LOB: 0 BB: 0 P: 3	R: 0 E: 0 K: 0 S: 3	H: 0 LOB: 0 BB: 0 P: 3	R: 0 E: 0 K: 1 S: 5	H: 0 LOB: 1 BB: 1 P: 9	R: 0 E: 0 K: 1 S: 5	H: 0 LOB: 0 BB: 0 P: 5	R: 0 E: 0 K: 0 S: 2	H: 0 LOB: 0 BB: 1 P: 6	R: 0 E: 0 K: 1 S: 6	H: 1 LOB: 1 BB: 0 P: 6	R: 4 E: 0 K: 2 S: 12	H: 5 LOB: 2 BB: 1 P: 16	R: 0 E: 0 K: 0 S: 3	H: 0 LOB: 0 BB: 0 P: 3	R: 0 E: 0 K: 1 S: 5	H: 0 LOB: 0 BB: 0 P: 5	1B: 6 2B: 1 3B: 0 HR: 0	SF: 0 SAC: 1 DP: 1 HBP: 0	WP: 0 PB: 0 SB: 0 CS: 1	PA: 36			
PITCHER	IP WLS BF H R ER SO BB IBB HBP BLK WP HR S P ERA WHIP	IP WLS BF H R ER SO BB IBB HBP BLK WP HR S P ERA WHIP	IP WLS BF H R ER SO BB IBB HBP BLK WP HR S P ERA WHIP	IP WLS BF H R ER SO BB IBB HBP BLK WP HR S P ERA WHIP	IP WLS BF H R ER SO BB IBB HBP BLK WP HR S P ERA WHIP	IP WLS BF H R ER SO BB IBB HBP BLK WP HR S P ERA WHIP	IP WLS BF H R ER SO BB IBB HBP BLK WP HR S P ERA WHIP	IP WLS BF H R ER SO BB IBB HBP BLK WP HR S P ERA WHIP	IP WLS BF H R ER SO BB IBB HBP BLK WP HR S P ERA WHIP	IP WLS BF H R ER SO BB IBB HBP BLK WP HR S P ERA WHIP	IP WLS BF H R ER SO BB IBB HBP BLK WP HR S P ERA WHIP	IP WLS BF H R ER SO BB IBB HBP BLK WP HR S P ERA WHIP	IP WLS BF H R ER SO BB IBB HBP BLK WP HR S P ERA WHIP	IP WLS BF H R ER SO BB IBB HBP BLK WP HR S P ERA WHIP	IP WLS BF H R ER SO BB IBB HBP BLK WP HR S P ERA WHIP	IP WLS BF H R ER SO BB IBB HBP BLK WP HR S P ERA WHIP	IP WLS BF H R ER SO BB IBB HBP BLK WP HR S P ERA WHIP	IP WLS BF H R ER SO BB IBB HBP BLK WP HR S P ERA WHIP	IP WLS BF H R ER SO BB IBB HBP BLK WP HR S P ERA WHIP	IP WLS BF H R ER SO BB IBB HBP BLK WP HR S P ERA WHIP	IP WLS BF H R ER SO BB IBB HBP BLK WP HR S P ERA WHIP	IP WLS BF H R ER SO BB IBB HBP BLK WP HR S P ERA WHIP	IP WLS BF H R ER SO BB IBB HBP BLK WP HR S P ERA WHIP	IP WLS BF H R ER SO BB IBB HBP BLK WP HR S P ERA WHIP	IP WLS BF H R ER SO BB IBB HBP BLK WP HR S P ERA WHIP

AB	31
R	4
H	7
RBI	4
BB	3
SO	6
LOB	8



Batter	1	2	3	4	5	6	7	8	9	AB	R	H	RBI	BB	SO	LOB	BOTTOM								
Bud Harrelson, S OBP: 0.377, SLG: 0.291 (1, 6)	G6-4-3 BB		8-3 1B		1B 2H		K		F8	4	0	2	1	1	1	1	Los Angeles Dodgers @ New York Mets Shea Stadium, Flushing, NY Wed Jun 16 1976, 7:05 PM EDT Att: 22,598 - Unknown								
Felix Milan, R OBP: 0.301, SLG: 0.314 (1, 4)	G6-4-3 1-2		8-3 1-2		1B		1-3		FC5-4 BB	4	0	1	0	1	0	2									
Joe Torre, R OBP: 0.347, SLG: 0.435 (1, 3)				5-3	1B 1-2		BB		L8 FC5-4	4	0	1	0	1	0	2									
Dave Kingman, R OBP: 0.280, SLG: 0.535 (1, 9)			K		K		K		BB BB	4	0	0	0	1	4	6									
John Milner, L OBP: 0.380, SLG: 0.516 (1, 7)			F7		2B		BB		BB BB	2	0	1	0	2	0	0									
Jerry Grote, R OBP: 0.355, SLG: 0.325 (1, 2)				K			F7		F6	4	0	1	0	0	1	4									
Roy Staiger, R OBP: 0.500, SLG: 0.225 Wayne Garrett, L OBP: 0.359, SLG: 0.310 (1, 5)							F8		F8	3	0	0	0	0	0	2									
									BB	0	0	0	0	1	0	0									
Del Unser, L OBP: 0.274, SLG: 0.332 (1, 8)									BB	4	1	1	0	0	0	5									
Jerry Koosman, R OBP: 0.318, SLG: 0.364 Skip Lockwood, R OBP: 0.500, SLG: 0.400 Bruce Boicscraig, L OBP: 0.381, SLG: 0.433 Bob Apodaca, R OBP: 0.429, SLG: 0.500 Ed Kranepool, L OBP: 0.330, SLG: 0.378 (1, 1)					SH1-4 1B		SH1-4 1B		F9	1	0	0	0	0	0	0									
										0	0	0	0	0	0	0									
										1	0	0	0	0	1	0									
										0	0	0	0	0	0	0									
										1	0	0	0	0	1	0									
										0	0	0	0	0	0	0									
Inning Stats	R: 0 E: 0 K: 1 S: 5	H: 1 LOB: 1 BB: 1 P: 9	R: 0 E: 0 K: 0 S: 4	H: 1 LOB: 0 BB: 0 P: 4	R: 0 E: 0 K: 0 S: 3	H: 1 LOB: 0 BB: 0 P: 3	R: 0 E: 0 K: 2 S: 8	H: 1 LOB: 1 BB: 0 P: 8	R: 1 E: 0 K: 1 S: 8	H: 3 LOB: 3 BB: 1 P: 12	R: 0 E: 0 K: 0 S: 3	H: 0 LOB: 0 BB: 1 P: 7	R: 0 E: 0 K: 2 S: 7	H: 0 LOB: 0 BB: 0 P: 7	R: 0 E: 0 K: 0 S: 3	H: 0 LOB: 3 BB: 3 P: 15	R: 0 E: 0 K: 1 S: 5	H: 0 LOB: 2 BB: 2 P: 13	1B: 6 2B: 2 3B: 0 HR: 0	SF: 0 SAC: 1 DP: 2 HBP: 0	WP: 0 PB: 0 SB: 0 CS: 0	PA: 40			
PITCHER	IP WLS BF H R ER SO BB IBB HBP BLK WP HR S P ERA WHIP	IP WLS BF H R ER SO BB IBB HBP BLK WP HR S P ERA WHIP	IP WLS BF H R ER SO BB IBB HBP BLK WP HR S P ERA WHIP	IP WLS BF H R ER SO BB IBB HBP BLK WP HR S P ERA WHIP	IP WLS BF H R ER SO BB IBB HBP BLK WP HR S P ERA WHIP	IP WLS BF H R ER SO BB IBB HBP BLK WP HR S P ERA WHIP	IP WLS BF H R ER SO BB IBB HBP BLK WP HR S P ERA WHIP	IP WLS BF H R ER SO BB IBB HBP BLK WP HR S P ERA WHIP	IP WLS BF H R ER SO BB IBB HBP BLK WP HR S P ERA WHIP	IP WLS BF H R ER SO BB IBB HBP BLK WP HR S P ERA WHIP	IP WLS BF H R ER SO BB IBB HBP BLK WP HR S P ERA WHIP	IP WLS BF H R ER SO BB IBB HBP BLK WP HR S P ERA WHIP	IP WLS BF H R ER SO BB IBB HBP BLK WP HR S P ERA WHIP	IP WLS BF H R ER SO BB IBB HBP BLK WP HR S P ERA WHIP	IP WLS BF H R ER SO BB IBB HBP BLK WP HR S P ERA WHIP	IP WLS BF H R ER SO BB IBB HBP BLK WP HR S P ERA WHIP	IP WLS BF H R ER SO BB IBB HBP BLK WP HR S P ERA WHIP	IP WLS BF H R ER SO BB IBB HBP BLK WP HR S P ERA WHIP	IP WLS BF H R ER SO BB IBB HBP BLK WP HR S P ERA WHIP	IP WLS BF H R ER SO BB IBB HBP BLK WP HR S P ERA WHIP	IP WLS BF H R ER SO BB IBB HBP BLK WP HR S P ERA WHIP	IP WLS BF H R ER SO BB IBB HBP BLK WP HR S P ERA WHIP	IP WLS BF H R ER SO BB IBB HBP BLK WP HR S P ERA WHIP	IP WLS BF H R ER SO BB IBB HBP BLK WP HR S P ERA WHIP	IP WLS BF H R ER SO BB IBB HBP BLK WP HR S P ERA WHIP



Batter	1	2	3	4	5	6	7	8	9	10	11	12	13	14	AB	R	H	RBI	BB	SO	LOB	TOP			
Bill Buckner, L OBP: 0.323, SLG: 0.413 (1, 7)															4	0	1	0	0	0	0				
Ted Sizemore, R OBP: 0.296, SLG: 0.287 Rick Auerbach, R OBP: 0.193, SLG: 0.100 Ed Goodson, L OBP: 0.283, SLG: 0.359 (1, 4)															2	0	0	0	0	0	1				
Steve Garvey, R OBP: 0.345, SLG: 0.437 (12, PH)															5	0	1	0	0	1	2				
Ron Cey, R OBP: 0.408, SLG: 0.527 (1, 5)															5	0	0	0	0	0	2				
Dusty Baker Jr., R OBP: 0.313, SLG: 0.306 (1, 8)															5	0	0	0	0	2	0				
Bill Russell, R OBP: 0.315, SLG: 0.393 (1, 6)															5	0	1	0	0	1	0				
Steve Yeager, R OBP: 0.294, SLG: 0.386 (1, 2)															5	0	0	0	0	3	1				
Joe Simpson, L OBP: 0.063, SLG: 0.063 (1, 9)															5	0	0	0	0	2	1				
Don Sutton, R OBP: 0.139, SLG: 0.091 Mike Marshall, R OBP: 0.256, SLG: 0.408 Henry Cruz, L OBP: 0.256, SLG: 0.408 Charlie Hough, R OBP: 0.273, SLG: 0.364 (10, 1)															3	0	0	0	0	0	0				
Inning Stats	R: 0 E: 0 K: 1 S: 5	H: 0 LOB: 0 BB: 0 P: 5	R: 0 E: 0 K: 1 S: 5	H: 0 LOB: 0 BB: 0 P: 5	R: 0 E: 0 K: 1 S: 6	H: 1 LOB: 1 BB: 0 P: 6	R: 0 E: 0 K: 1 S: 3	H: 0 LOB: 0 BB: 0 P: 3	R: 0 E: 0 K: 1 S: 6	H: 1 LOB: 1 BB: 0 P: 6	R: 0 E: 0 K: 1 S: 5	H: 0 LOB: 0 BB: 0 P: 5	R: 0 E: 0 K: 1 S: 5	H: 0 LOB: 1 BB: 0 P: 9	R: 0 E: 0 K: 1 S: 5	H: 0 LOB: 0 BB: 0 P: 5	R: 0 E: 0 K: 2 S: 7	H: 0 LOB: 0 BB: 0 P: 7	R: 0 E: 0 K: 2 S: 7	H: 0 LOB: 0 BB: 0 P: 7	1B: 3 2B: 0 3B: 0 HR: 0	SF: 0 SAC: 1 DP: 0 HBP: 0	WP: 0 PB: 0 SB: 0 CS: 1	PA: 45	
PITCHER	IP: 10.0 WLS: 32 BF: 3 H: 0 R: 0 ER: 0 SO: 6 BB: 0 IBB: 0 HBP: 0 BLK: 1 WP: 0 HR: 0 S: 48 P: 48 ERA: 0.00 WHIP: 0.300	PITCHER											IP: 4.0 WLS: 13 BF: 0 H: 0 R: 0 ER: 0 SO: 6 BB: 1 IBB: 0 HBP: 0 BLK: 0 WP: 0 HR: 0 S: 24 P: 28 ERA: 0.00 WHIP: 0.250	PITCHER											IP: 9.0 WLS: 32 BF: 6 H: 0 R: 0 ER: 0 SO: 4 BB: 1 IBB: 1 HBP: 0 BLK: 0 WP: 0 HR: 0 S: 38 P: 46 ERA: 4.24 WHIP: 0.778

Los Angeles Dodgers @ New York Mets
Shea Stadium, Flushing, NY
Thu Jun 17 1976, 7:05 PM EDT
Att.: 20,268 - Unknown

AB 43
R 0
H 3
RBI 0
BB 1
SO 14
LOB 8



Batter	1	2	3	4	5	6	7	8	9	10	11	12	13	14	AB	R	H	RBI	BB	SO	LOB	BOTTOM			
Bud Harrelson, S OBP: 0.364, SLG: 0.279 (1, 6)															6	0	0	0	0	1	1				
John Milner, L OBP: 0.373, SLG: 0.503 (1, 7)															6	0	1	0	0	1	0				
Dave Kingman, R OBP: 0.281, SLG: 0.541 (1, 9)															5	1	1	1	1	1	1				
Ed Kranepool, L OBP: 0.335, SLG: 0.383 Leon Brown, R OBP: 0.250, SLG: 0.258 Joe Torre, R OBP: 0.349, SLG: 0.436 (7, PR)															3	0	2	0	0	0	1				
Wayne Garrett, L OBP: 0.353, SLG: 0.303 (1, 5)															4	0	0	0	0	0	2				
Del Unser, L OBP: 0.273, SLG: 0.333 (1, 8)															5	0	1	0	0	0	3				
Jerry Grote, R OBP: 0.346, SLG: 0.315 (1, 2)															5	0	0	0	0	1	3				
Felix Millan, R OBP: 0.307, SLG: 0.317 (1, 4)															4	0	2	0	1	0	0				
Craig Swan, R OBP: 0.208, SLG: 0.136 Mike Vail, R OBP: 0.429, SLG: 0.333 (10, PH)															2	0	1	0	0	0	0				
Inning Stats	R: 0 E: 0 K: 0 S: 3	H: 0 LOB: 0 BB: 0 P: 3	R: 0 E: 0 K: 0 S: 3	H: 1 LOB: 0 BB: 0 P: 3	R: 0 E: 0 K: 0 S: 4	H: 1 LOB: 1 BB: 0 P: 4	R: 0 E: 0 K: 0 S: 5	H: 0 LOB: 0 BB: 0 P: 5	R: 0 E: 0 K: 1 S: 6	H: 1 LOB: 2 BB: 0 P: 6	R: 0 E: 0 K: 1 S: 4	H: 1 LOB: 1 BB: 0 P: 4	R: 0 E: 0 K: 1 S: 3	H: 0 LOB: 0 BB: 0 P: 3	R: 0 E: 0 K: 1 S: 5	H: 0 LOB: 0 BB: 0 P: 5	R: 1 E: 0 K: 0 S: 2	H: 1 LOB: 0 BB: 0 P: 2	1B: 7 2B: 1 3B: 0 HR: 1	SF: 0 SAC: 2 DP: 0 HBP: 0	WP: 0 PB: 0 SB: 0 CS: 2	PA: 49			
PITCHER	IP: 9.0 WLS: 8 BF: 2 H: 0 R: 0 ER: 0 SO: 1 BB: 0 IBB: 0 HBP: 0 BLK: 0 WP: 0 HR: 0 S: 10 P: 10 ERA: 0.00 WHIP: 1.000	PITCHER											IP: 2.1 WLS: 8 BF: 1 H: 1 R: 1 ER: 1 SO: 1 BB: 0 IBB: 0 HBP: 0 BLK: 0 WP: 0 HR: 1 S: 10 P: 10 ERA: 3.86 WHIP: 0.429	PITCHER											IP: 10.0 WLS: 8 BF: 6 H: 0 R: 0 ER: 0 SO: 4 BB: 1 IBB: 1 HBP: 0 BLK: 0 WP: 0 HR: 0 S: 38 P: 46 ERA: 4.24 WHIP: 0.778

Los Angeles Dodgers @ New York Mets
Shea Stadium, Flushing, NY
Thu Jun 17 1976, 7:05 PM EDT
Att.: 20,268 - Unknown

AB 44
R 1
H 9
RBI 1
BB 2
SO 6
LOB 13



Batter	1	2	3	4	5	6	7	8	9	AB	R	H	RBI	BB	SO	LOB	TOP					
Larry Herndon, R (1, 8) OBP: 0.376, SLG: 0.406	5-3			K		K		6-3		4	0	0	0	0	2	1						
Derrel Thomas, S (1, 4) OBP: 0.317, SLG: 0.309	F6			FC4-6 BB		3B			F9	3	0	1	1	1	0	0						
Bobby Murcer, L (1, 9) OBP: 0.358, SLG: 0.360	F5			FC4-6 1-2		K			F7	4	0	0	0	0	1	2						
Gary Matthews, R (1, 7)		6-3		F8		5-3			F8	4	0	0	0	0	0	2						
Darrell Evans, L (1, 3) OBP: 0.306, SLG: 0.204		4-3				HR			1-3	3	1	1	1	0	0	0						
Ken Reitz, R (1, 5) OBP: 0.314, SLG: 0.357				K		5-3			6-3	3	0	0	0	0	1	0						
Dave Rader, L (1, 2) OBP: 0.305, SLG: 0.322				F8		BB			F7	2	0	0	0	1	0	0						
Marty Perez, R (1, 6) OBP: 0.283, SLG: 0.297				F6		9-3			6-3	3	0	0	0	0	0	1						
Rob Dressler, R (1, 1) OBP: 0.154, SLG: 0.154				K					F8	2	1	0	0	0	2	0						
Gary Thomasson, L (8, PH) OBP: 0.289, SLG: 0.324						K				1	0	0	0	0	0	0						
Gary Lavelle, S (8, 1) OBP: 0.200, SLG: 0.200						3B				0	0	0	0	0	0	0						
Inning Stats	R: 0 E: 0 K: 0 S: 3	H: 0 LOB: 0 BB: 0 P: 3	R: 0 E: 0 K: 1 S: 5	H: 0 LOB: 0 BB: 0 P: 5	R: 0 E: 0 K: 1 S: 5	H: 0 LOB: 0 BB: 0 P: 5	R: 0 E: 0 K: 1 S: 5	H: 0 LOB: 1 BB: 1 P: 9	R: 1 E: 0 K: 0 S: 3	H: 1 LOB: 0 BB: 1 P: 7	R: 1 E: 0 K: 3 S: 11	H: 1 LOB: 1 BB: 0 P: 11	R: 0 E: 0 K: 0 S: 3	H: 0 LOB: 0 BB: 0 P: 3	R: 0 E: 0 K: 0 S: 3	H: 0 LOB: 0 BB: 0 P: 3	R: 0 E: 0 K: 0 S: 3	H: 0 LOB: 0 BB: 0 P: 3	1B: 0 2B: 1 3B: 1 HR: 1	SF: 0 SAC: 0 DP: 1 HBP: 0	WP: 1 PB: 0 SB: 0 CS: 0	PA: 31
PITCHER Tom Seaver, R (1, 1) ERA: 2.83	IP: 9.0 WLS: W BF: 31	H: 2 R: 2 ER: 2 SO: 6	BB: 2 IBB: 0 HBP: 0 BLK: 0	WP: 1 HR: 1 S: 41 P: 49	ERA: 2.00 WHIP: 0.444	PITCHER										IP: 9.0 WLS: W BF: 31	H: 2 R: 2 ER: 2 SO: 6	BB: 2 IBB: 0 HBP: 0 BLK: 0	WP: 1 HR: 1 S: 41 P: 49	ERA: 2.00 WHIP: 0.444		

San Francisco Giants @ New York Mets
Shea Stadium, Flushing, NY
Fri Jun 18 1976, 7:05 PM EDT
Att: 30,888 - Unknown

AB	29
R	2
H	2
RBI	2
BB	2
SO	6
LOB	6



Batter	1	2	3	4	5	6	7	8	9	AB	R	H	RBI	BB	SO	LOB	BOTTOM					
Bruce Boisclair, L (1, 9) OBP: 0.373, SLG: 0.422	F8			G3	L9					4	0	1	0	0	0	1						
John Milner, L (1, 7) OBP: 0.376, SLG: 0.518	K			HR		FC4-6 BB		CS	3-1	3	1	1	1	1	1	0						
Wayne Garrett, L (1, 5) OBP: 0.351, SLG: 0.307	F8			2B		FC4-6 HR			6-3	4	1	1	0	0	0	1						
Ed Kranepool, L (1, 3) OBP: 0.338, SLG: 0.397		L3		BB		HR			1-3	3	1	1	2	1	0	0						
Del Unser, L (1, 8) OBP: 0.274, SLG: 0.333		4-3		K		5-3 1B				3	0	1	0	0	1	2						
Jerry Grote, R (1, 2) OBP: 0.340, SLG: 0.310		6-3		K		5-3				3	0	0	0	0	1	3						
Felix Millan, R (1, 4) OBP: 0.308, SLG: 0.318				K		FC4-6 1B		F7		3	0	1	0	0	1	1						
Bud Harrelson, S (1, 6) OBP: 0.358, SLG: 0.273		3-1		FC4-6 SH1-4				F8		3	0	0	0	0	0	1						
Tom Seaver, R (1, 1) OBP: 0.146, SLG: 0.054				F9		SH1-4		6-3		2	0	0	0	0	0	0						
Inning Stats	R: 0 E: 0 K: 1 S: 5	H: 0 LOB: 0 BB: 0 P: 5	R: 0 E: 0 K: 0 S: 3	H: 0 LOB: 0 BB: 0 P: 3	R: 0 E: 0 K: 1 S: 5	H: 0 LOB: 0 BB: 0 P: 5	R: 1 E: 0 K: 2 S: 9	H: 2 LOB: 2 BB: 1 P: 13	R: 0 E: 0 K: 0 S: 4	H: 1 LOB: 1 BB: 0 P: 4	R: 2 E: 0 K: 0 S: 5	H: 2 LOB: 1 BB: 1 P: 9	R: 0 E: 0 K: 0 S: 3	H: 1 LOB: 0 BB: 0 P: 3	R: 0 E: 0 K: 0 S: 3	H: 0 LOB: 0 BB: 0 P: 3	R: 0 E: 0 K: 0 S: 3	H: 0 LOB: 0 BB: 0 P: 3	1B: 3 2B: 1 3B: 0 HR: 2	SF: 0 SAC: 1 DP: 0 HBP: 0	WP: 0 PB: 0 SB: 0 CS: 1	PA: 32
PITCHER Rob Dressler, R (1, 1) ERA: 3.86	IP: 7.0 WLS: L BF: 28	H: 6 R: 3 ER: 3 SO: 4	BB: 2 IBB: 0 HBP: 0 BLK: 0	WP: 0 HR: 2 S: 34 P: 42	ERA: 3.86 WHIP: 1.143	PITCHER										IP: 1.0 WLS: L BF: 3	H: 0 R: 0 ER: 0 SO: 0	BB: 0 IBB: 0 HBP: 0 BLK: 0	WP: 0 HR: 0 S: 3 P: 3	ERA: 0.00 WHIP: 0.000		

San Francisco Giants @ New York Mets
Shea Stadium, Flushing, NY
Fri Jun 18 1976, 7:05 PM EDT
Att: 30,888 - Unknown

AB	28
R	3
H	6
RBI	3
BB	2
SO	4
LOB	9



Batter	1	2	3	4	5	6	7	8	9	AB	R	H	RBI	BB	SO	LOB	TOP								
Larry Herndon, R OBP: 0.370, SLG: 0.406 (1, 8)	G3	L3-6		F4					K	5	0	1	1	0	1	3									
Derrel Thomas, S OBP: 0.311, SLG: 0.303 (1, 4)	6-3		K	FC6-4		F6			4-3	5	0	0	0	0	1	2									
Gary Matthews, R OBP: 0.346, SLG: 0.419 (1, 7)					E4	1-3				5	0	3	0	0	0	1									
Bobby Murcer, L OBP: 0.353, SLG: 0.354 (1, 9)	K		F3		3-1				CS	4	0	0	0	0	2	3									
Ken Reitz, R OBP: 0.313, SLG: 0.355 (1, 5)		BB	F8		F3				1-3	4	1	1	0	0	0	2									
Darrell Evans, L OBP: 0.310, SLG: 0.201 (1, 3)		1B		K					F7	2	1	0	0	2	1	0									
Marc Hill, R OBP: 0.244, SLG: 0.368 (1, 2)		SH2-4		HR	F8				K	4	1	2	1	0	1	2									
Marty Perez, R OBP: 0.298, SLG: 0.348 (1, 6)		L3-6		HR					F9	4	2	3	3	0	0	0									
Jim Barr, R OBP: 0.258, SLG: 0.115 (1, 1)		SH2-4		FC6-4		K			5-3	2	0	0	0	1	1	1									
Inning Stats	R: 0 E: 0 K: 1 S: 6	H: 1 LOB: 1 BB: 0 P: 6	R: 2 E: 0 K: 0 S: 5	H: 3 LOB: 1 BB: 1 P: 9	R: 0 E: 0 K: 1 S: 6	H: 1 LOB: 1 BB: 0 P: 6	R: 2 E: 0 K: 1 S: 7	H: 2 LOB: 1 BB: 1 P: 11	R: 0 E: 1 K: 0 S: 4	H: 0 LOB: 2 BB: 1 P: 8	R: 1 E: 0 K: 1 S: 7	H: 2 LOB: 1 BB: 0 P: 7	R: 0 E: 0 K: 1 S: 5	H: 0 LOB: 0 BB: 0 P: 5	R: 0 E: 0 K: 1 S: 5	H: 0 LOB: 0 BB: 0 P: 5	R: 0 E: 0 K: 1 S: 5	H: 1 LOB: 0 BB: 0 P: 5	1B: 5 2B: 5 3B: 0 HR: 1	SF: 0 SAC: 1 DP: 1 HBP: 0	WP: 0 PB: 0 SB: 0 CS: 1	PA: 40			
PITCHER	IP	WLS	BF	H	R	ER	SO	BB	IBB	HBP	BLK	WP	HR	S	P	ERA	WHIP								
Mickey Lolich, L ERA: 3.32 (1, 1)	4.0	L	20	7	4	4	3	2	0	0	0	0	1	24	32	9.00	2.250								
Bob Apodaca, R ERA: 1.94 (5, 1)	4.0		16	2	1	1	3	0	1	0	0	0	0	21	25	2.25	0.500								
Ken Sanders, R ERA: 1.77 (9, 1)	1.0		3	1	0	0	1	0	0	0	0	0	0	5	5	0.00	1.000								

San Francisco Giants @ New York Mets
Shea Stadium, Flushing, NY
Sat Jun 19 1976, 3:33 AM EDT
Att: 24,897 - Unknown

AB	35
R	5
H	10
RBI	5
BB	3
SO	7
LOB	14



Batter	1	2	3	4	5	6	7	8	9	AB	R	H	RBI	BB	SO	LOB	BOTTOM								
Felix Millan, R OBP: 0.307, SLG: 0.316 (1, 4)	F8		L9			G3-6-3		G4-6-3		4	0	1	0	0	0	2									
John Milner, L OBP: 0.370, SLG: 0.509 (1, 7)	F8		F5			G3-6-3			F7	3	0	0	0	0	0	2									
Bruce Boicclair, L OBP: 0.382, SLG: 0.431 (8, 7)									1B	1	0	1	0	0	0	0									
Dave Kingman, R OBP: 0.277, SLG: 0.532 (1, 9)	F9				1-3	F7			F7	4	0	0	0	0	0	1									
Ed Kranepool, L OBP: 0.336, SLG: 0.394 (1, 3)		4-3				F7			4-3	4	0	1	0	0	0	0									
Wayne Garrett, L OBP: 0.346, SLG: 0.303 (1, 5)		G3		K		F8				3	0	0	0	0	1	1									
Del Unser, L OBP: 0.276, SLG: 0.347 (1, 8)				F8						3	0	2	0	0	0	1									
Jerry Grote, R OBP: 0.335, SLG: 0.304 (1, 2)		F8				F9				3	0	0	0	0	0	2									
Bud Harrelson, S OBP: 0.358, SLG: 0.274 (1, 6)			SH1-4			F7			6-3	3	0	1	0	0	0	0									
Mickey Lolich, S OBP: 0.269, SLG: 0.208 (1, 1)			SH1-4							0	0	0	0	0	0	0									
Bob Apodaca, R OBP: 0.375, SLG: 0.429 (5, 1)						5-3				1	0	0	0	0	0	0									
Mike Vail, R OBP: 0.500, SLG: 0.500 (6, PH)									G4-6-3	1	0	1	0	0	0	0									
Leon Brown, R OBP: 0.250, SLG: 0.258 (8, PR)										0	0	0	0	0	0	0									
Ken Sanders, R (9, 1)										0	0	0	0	0	0	0									
Inning Stats	R: 0 E: 0 K: 0 S: 3	H: 0 LOB: 0 BB: 0 P: 3	R: 0 E: 0 K: 0 S: 4	H: 1 LOB: 1 BB: 0 P: 4	R: 0 E: 0 K: 1 S: 6	H: 1 LOB: 1 BB: 0 P: 6	R: 0 E: 0 K: 0 S: 3	H: 0 LOB: 0 BB: 0 P: 3	R: 0 E: 0 K: 0 S: 3	H: 1 LOB: 1 BB: 0 P: 3	R: 0 E: 0 K: 0 S: 4	H: 1 LOB: 1 BB: 0 P: 4	R: 0 E: 0 K: 0 S: 3	H: 1 LOB: 1 BB: 0 P: 3	R: 0 E: 0 K: 0 S: 3	H: 1 LOB: 0 BB: 0 P: 3	R: 0 E: 0 K: 0 S: 3	H: 1 LOB: 0 BB: 0 P: 3	1B: 5 2B: 2 3B: 0 HR: 0	SF: 0 SAC: 1 DP: 2 HBP: 0	WP: 0 PB: 0 SB: 0 CS: 0	PA: 31			
PITCHER	IP	WLS	BF	H	R	ER	SO	BB	IBB	HBP	BLK	WP	HR	S	P	ERA	WHIP								
Jim Barr, R ERA: 2.74 (1, 1)	9.0	W	31	7	0	0	1	0	0	0	0	0	0	33	33	0.00	0.778								

San Francisco Giants @ New York Mets
Shea Stadium, Flushing, NY
Sat Jun 19 1976, 3:33 AM EDT
Att: 24,897 - Unknown

AB	30
R	0
H	7
RBI	0
BB	0
SO	1
LOB	9



Batter	1	2	3	4	5	6	7	8	9	AB	R	H	RBI	BB	SO	LOB	TOP					
Larry Herndon, R (1, 8) OBP: 0.375, SLG: 0.405										5	1	2	2	1	2	4						
Marty Perez, R (1, 4) OBP: 0.302, SLG: 0.367										5	2	2	0	0	0	3						
Derrel Thomas, S (1, 9) OBP: 0.309, SLG: 0.305										5	1	1	1	0	2	1						
Gary Matthews, R (1, 7) OBP: 0.347, SLG: 0.418										5	0	2	1	0	1	2						
Chris Speier, R (1, 6) OBP: 0.322, SLG: 0.311										5	0	2	0	0	1	4						
Ken Reitz, R (1, 5) OBP: 0.311, SLG: 0.352										5	1	1	2	0	1	4						
Darrell Evans, L (1, 3) OBP: 0.323, SLG: 0.223										3	2	2	0	2	0	0						
Marc Hill, R (1, 2) OBP: 0.253, SLG: 0.375										4	2	1	0	1	1	3						
Ed Halicki, R (1, 1) OBP: 0.333, SLG: 0.250										3	0	2	3	0	0	1						
Randy Moffitt, R (8, 1) OBP: 0.400, SLG: 0.400										1	0	0	0	0	1	1						
Inning Stats	R: 5 E: 0 K: 0 S: 8	H: 5 LOB: 2 BB: 2 P: 16	R: 1 E: 0 K: 2 S: 9	H: 2 LOB: 1 BB: 0 P: 9	R: 1 E: 0 K: 0 S: 5	H: 2 LOB: 1 BB: 0 P: 5	R: 0 E: 0 K: 0 S: 4	H: 1 LOB: 1 BB: 0 P: 4	R: 1 E: 0 K: 0 S: 4	H: 1 LOB: 1 BB: 1 P: 8	R: 0 E: 0 K: 1 S: 6	H: 1 LOB: 1 BB: 0 P: 6	R: 1 E: 0 K: 1 S: 7	H: 2 LOB: 1 BB: 0 P: 7	R: 0 E: 0 K: 2 S: 8	H: 1 LOB: 1 BB: 0 P: 8	R: 0 E: 0 K: 3 S: 9	H: 0 LOB: 1 BB: 1 P: 13	1B: 10 2B: 4 3B: 1 HR: 0	SF: 0 SAC: 1 DP: 0 HBP: 0	WP: 1 PB: 0 SB: 0 CS: 0	PA: 46
PITCHER	IP WLS BF H R ER SO BB IBB HBP BLK WP HR S P ERA WHIP																					
Jon Matlack, L (1, 1) ERA: 2.8	3.0 L 20 9 7 7 2 1 1 0 0 0 1 0 22 30 21.00 3.333																					
Ken Sanders, R (4, 1) ERA: 2.01	2.0 9 2 1 1 0 1 0 0 0 0 0 0 8 12 4.50 1.500																					
Bob Myrick, L (6, 1) ERA: 1.8	2.0 9 3 1 1 2 0 0 0 0 0 0 0 13 12 4.50 1.500																					
Skip Lockwood, R (8, 1) ERA: 2.09	2.0 8 1 0 0 5 1 0 0 0 0 0 0 17 21 0.00 1.000																					

San Francisco Giants @ New York Mets
Shea Stadium, Flushing, NY
Sun Jun 20 1976, 3:33 AM EDT
Att: 28,752 - Unknown

AB 41
R 9
H 15
RBI 9
BB 4
SO 9
LOB 23



Batter	1	2	3	4	5	6	7	8	9	AB	R	H	RBI	BB	SO	LOB	BOTTOM					
Wayne Garrett, L (1, 5) OBP: 0.345, SLG: 0.298										3	0	0	0	1	1	1						
Felix Milan, R (1, 4) OBP: 0.306, SLG: 0.315										4	0	1	0	0	0	0						
Dave Kingman, R (1, 9) OBP: 0.273, SLG: 0.524										4	0	0	0	0	0	2						
Ed Kranepool, L (1, 7) OBP: 0.335, SLG: 0.396										4	0	1	0	0	0	1						
Joe Torre, R (1, 3) OBP: 0.346, SLG: 0.427										3	1	0	0	1	1	1						
Del Unser, L (1, 8) OBP: 0.282, SLG: 0.350										4	1	2	0	0	1	0						
Jerry Grote, R (1, 2) OBP: 0.335, SLG: 0.304										0	0	0	0	0	0	0						
Jay Kleven, R (2, PH) (3, 2)										3	0	0	0	0	1	3						
Bud Harrelson, S (1, 6) OBP: 0.363, SLG: 0.284										2	0	1	2	1	1	0						
Jon Matlack, L (1, 1) ERA: 2.8	7.0 W 27 5 2 2 4 3 0 0 0 0 0 0 32 44 2.57 1.143																					
Ken Sanders, R (4, 1) ERA: 2.01	2.0 6 0 0 0 1 0 0 0 0 0 0 0 8 8 0.00 0.000																					
John Milner, L (5, PH) ERA: 1.8										0	0	0	0	0	0	0						
Bob Myrick, R (6, 1) ERA: 1.8										0	0	0	0	0	0	0						
Mike Phillips, L (7, PH) ERA: 2.09										0	0	0	0	0	0	1						
Skip Lockwood, R (8, 1) ERA: 2.09										0	0	0	0	0	0	0						
Inning Stats	R: 0 E: 0 K: 0 S: 3	H: 1 LOB: 1 BB: 1 P: 7	R: 0 E: 0 K: 1 S: 5	H: 1 LOB: 0 BB: 0 P: 5	R: 0 E: 0 K: 2 S: 7	H: 0 LOB: 0 BB: 0 P: 7	R: 0 E: 0 K: 0 S: 3	H: 0 LOB: 0 BB: 0 P: 3	R: 2 E: 0 K: 1 S: 7	H: 2 LOB: 1 BB: 1 P: 11	R: 0 E: 0 K: 0 S: 4	H: 1 LOB: 1 BB: 0 P: 4	R: 0 E: 0 K: 0 S: 3	H: 0 LOB: 1 BB: 1 P: 7	R: 0 E: 0 K: 0 S: 3	H: 0 LOB: 0 BB: 0 P: 3	R: 0 E: 0 K: 1 S: 5	H: 0 LOB: 0 BB: 0 P: 5	1B: 3 2B: 2 3B: 0 HR: 0	SF: 0 SAC: 0 DP: 2 HBP: 0	WP: 0 PB: 0 SB: 0 CS: 0	PA: 33
PITCHER	IP WLS BF H R ER SO BB IBB HBP BLK WP HR S P ERA WHIP																					
Ed Halicki, R (1, 1) ERA: 5.23	7.0 W 27 5 2 2 4 3 0 0 0 0 0 0 32 44 2.57 1.143																					
Randy Moffitt, R (8, 1) ERA: 2.64	2.0 6 0 0 0 1 0 0 0 0 0 0 0 8 8 0.00 0.000																					

San Francisco Giants @ New York Mets
Shea Stadium, Flushing, NY
Sun Jun 20 1976, 3:33 AM EDT
Att: 28,752 - Unknown

AB 30
R 2
H 5
RBI 2
BB 3
SO 5
LOB 10



Batter	1	2	3	4	5	6	7	8	9	AB	R	H	RBI	BB	SO	LOB	TOP											
Bud Harrelson, S (1,6) OBP: 0.357, SLG: 0.278 Mike Phillips, L (6,6) OBP: 0.302, SLG: 0.247	0-0 4-3		0-3 K		0-0 4-3			0-3 K		3	0	0	0	0	1	0	New York Mets @ St. Louis Cardinals Busch Stadium, St. Louis, MO Mon Jun 21 1976, 7:05 PM CDT Att: 14,100 - Unknown livebaseballscores.com											
Felix Milan, R (1,4) OBP: 0.309, SLG: 0.318	0-0 1B		0-0 5-3			0-0 G3-6-1 1B		0-0 F9		4	0	2	0	0	0	1												
John Milner, L (1,7) OBP: 0.360, SLG: 0.494	0-0 F8			0-0 F9		0-0 G3-6-1 1B		0-0 F7		4	0	0	0	0	0	3												
Dave Kingman, R (1,9) OBP: 0.276, SLG: 0.524	0-0 1B			0-0 2B SF8 1B		0-0 5-3			0-0 F8	4	1	2	0	0	0	0												
Ed Kranepool, L (1,3) OBP: 0.339, SLG: 0.402 Joe Torre, R (9, PH) OBP: 0.351, SLG: 0.438	0-0 F7			0-0 SF8 1-3 2B			4-0 1B BB		0-0 E	2	0	1	0	1	0	2												
Del Unser, L (1,8) OBP: 0.283, SLG: 0.351 Leon Brown, R (9, PH) OBP: 0.242, SLG: 0.250		0-0 4-3		0-0 SF8			0-0 G4-6-3 1B		0-3 K	2	0	1	1	0	0	0												
Wayne Garrett, L (1,5) OBP: 0.340, SLG: 0.294 Roy Staiger, R (9, PH) OBP: 0.226, SLG: 0.222		0-0 F7		0-0 4-3			0-0 P6		0-0 E5	3	0	0	0	0	0	3												
Jerry Grote, R (1,2) OBP: 0.328, SLG: 0.297		0-0 F7			0-0 F8		0-0 G4-6-3		0-0 L4	4	0	0	0	0	0	3												
Jerry Koosman, R (1,1) OBP: 0.304, SLG: 0.348 Bruce Boisclair, L (5, PH) OBP: 0.371, SLG: 0.418 Bob Apodaca, R (5, PH) OBP: 0.375, SLG: 0.429 Mike Vail, R (8, PH) OBP: 0.667, SLG: 0.667 Mickey Lolich, S (8,1) OBP: 0.289, SLG: 0.208			0-0 F8		0-0 F9			0-0 1B		1	0	0	0	0	0	0												
Inning Stats	R: 0 E: 0 K: 0 S: 5	H: 2 LOB: 2 BB: 0 P: 5	R: 0 E: 0 K: 0 S: 3	H: 0 LOB: 0 BB: 0 P: 3	R: 0 E: 0 K: 1 S: 5	H: 0 LOB: 0 BB: 0 P: 5	R: 1 E: 0 K: 0 S: 5	H: 2 LOB: 1 BB: 0 P: 5	R: 0 E: 0 K: 0 S: 3	H: 1 LOB: 0 BB: 0 P: 3	R: 0 E: 0 K: 0 S: 3	H: 1 LOB: 1 BB: 1 P: 7	R: 0 E: 0 K: 1 S: 6	H: 1 LOB: 1 BB: 0 P: 6	R: 1 E: 1 K: 1 S: 7	H: 1 LOB: 1 BB: 0 P: 7		1B: 6 2B: 2 3B: 0 HR: 0	SF: 1 SAC: 0 DP: 2 HBP: 0	WP: 0 PB: 0 SB: 0 CS: 0	PA: 35							
PITCHER Lynn McGlothen, R (1,1) ERA: 3.62 Al Hrabosky, L (7,1) ERA: 3.22	IP 6.0	WLS W	BF 24	H 6	R 1	ER 1	SO 1	BB 1	IBB 0	HBP 0	BLK 0	WP 0	HR 0	S 25	P 29	ERA 1.50		WHIP 1.167										

Batter	1	2	3	4	5	6	7	8	9	AB	R	H	RBI	BB	SO	LOB	BOTTOM											
Bake McBride, L (1,8) OBP: 0.411, SLG: 0.443	0-0 F8	4-0 1B BB		0-0 1B 2B				0-0 P6		4	2	1	0	1	1	1	New York Mets @ St. Louis Cardinals Busch Stadium, St. Louis, MO Mon Jun 21 1976, 7:05 PM CDT Att: 14,100 - Unknown livebaseballscores.com											
Don Kessinger, S (1,6) OBP: 0.324, SLG: 0.330	0-0 BB	0-0 1B		0-0 5-3		0-0 4-3		0-0 F8		5	0	2	1	0	0	1												
Lou Brock, L (1,7) OBP: 0.316, SLG: 0.361	0-0 F7	0-0 1B		4-0 1B BB		0-0 4-3		0-3 K		4	1	1	2	1	1	1												
Ted Simmons, S (1,3) OBP: 0.335, SLG: 0.340 Keith Hernandez, L (8,3) OBP: 0.296, SLG: 0.258	4-0 FC6-4	0-0 FC6-4		0-0 1B BB		0-0 4-3				3	0	1	1	1	0	2												
Joe Ferguson, R (1,2) OBP: 0.317, SLG: 0.358	0-0 FC6-4			0-0 2B		0-0 4-3				3	1	2	1	1	0	2												
Mike Anderson, R (1,9) OBP: 0.381, SLG: 0.366		0-0 FC6-4	0-0 L6		0-0 FC1-6 SH2-3 1B		0-0 6-3		0-0 6-3	4	1	2	0	0	0	2												
Hector Cruz, R (1,5) OBP: 0.231, SLG: 0.350		0-3 K	0-0 F3		0-0 FC1-6 1B		0-0 1B		0-0 1B	4	0	2	1	0	1	2												
Mike Tyson, R (1,4) OBP: 0.326, SLG: 0.462		0-0 FC6-4	0-0 1-3		0-0 FC1-6 SH2-3		0-0 F9			4	1	0	0	0	0	5												
Lynn McGlothen, L (1,1) OBP: 0.188, SLG: 0.161 Al Hrabosky, R (7,1) ERA: 3.28		0-0 1B BB		0-3 K		0-0 SH2-3		0-3 K		2	1	1	1	0	1	0												
Inning Stats	R: 0 E: 0 K: 0 S: 4	H: 1 LOB: 2 BB: 1 P: 8	R: 3 E: 0 K: 1 S: 9	H: 4 LOB: 2 BB: 1 P: 13	R: 0 E: 0 K: 0 S: 4	H: 1 LOB: 1 BB: 0 P: 4	R: 2 E: 0 K: 1 S: 7	H: 3 LOB: 2 BB: 1 P: 11	R: 1 E: 0 K: 1 S: 7	H: 2 LOB: 1 BB: 0 P: 7	R: 0 E: 0 K: 0 S: 3	H: 0 LOB: 0 BB: 0 P: 3	R: 1 E: 0 K: 1 S: 6	H: 1 LOB: 1 BB: 1 P: 10	R: 0 E: 0 K: 1 S: 5	H: 0 LOB: 0 BB: 0 P: 5		1B: 10 2B: 2 3B: 0 HR: 0	SF: 0 SAC: 1 DP: 0 HBP: 0	WP: 0 PB: 0 SB: 0 CS: 0	PA: 39							
PITCHER Jerry Koosman, L (1,1) ERA: 4.36 Bob Apodaca, R (5,1) ERA: 1.91 Mickey Lolich, L (8,1) ERA: 3.28	IP 4.0	WLS L	BF 23	H 9	R 5	ER 5	SO 2	BB 3	IBB 0	HBP 0	BLK 0	WP 0	HR 0	S 24	P 36	ERA 11.25		WHIP 3.000										

Batter	1	2	3	4	5	6	7	8	9	AB	R	H	RBI	BB	SO	LOB	TOP			
Mike Phillips, L (1,6) OBP: 0.290, SLG: 0.236	F8		G3			P6			G3	4	0	0	0	0	0	0				
Felix Milan, R (1,4) OBP: 0.312, SLG: 0.319	L6			FC6 HBP		4-3			FC3-6 1B	3	0	1	0	0	0	0				
John Milner, L (1,7) OBP: 0.358, SLG: 0.489	G3			K					FC3-6 1-2	4	0	1	0	0	1	2				
Dave Kingman, R (1,9) OBP: 0.276, SLG: 0.520				K					F8	4	0	1	0	0	1	3				
Ed Kranepool, L (1,3) OBP: 0.335, SLG: 0.396	F8			FC6 1-2					FC4-6 1-2	3	0	0	0	0	0	3				
Del Unser, L (1,8) OBP: 0.279, SLG: 0.346	F8					5-3			K2-3	3	0	0	0	0	1	2				
Jerry Grote, R (1,2) OBP: 0.323, SLG: 0.292	F8					4-3			6-3	3	0	0	0	0	0	1				
Roy Staiger, R (1,5) OBP: 0.221, SLG: 0.217			6-3			6-3			F7	2	0	0	0	0	0	0				
Wayne Garrett, L (8,PH) OBP: 0.339, SLG: 0.292										1	0	0	0	0	0	0				
Craig Swan, R (1,1) OBP: 0.192, SLG: 0.125			6-3			4-3				2	0	0	0	0	0	0				
Joe Torre, R (8,PH) OBP: 0.348, SLG: 0.434										1	0	0	0	0	1	0				
Bob Myrick, R (8,1)										0	0	0	0	0	0	0				
Ken Sanders, R (8,1)										0	0	0	0	0	0	0				
Inning Stats	R: 0 E: 0 K: 0 S: 3	H: 0 LOB: 0 BB: 0 P: 3	R: 0 E: 0 K: 0 S: 4	H: 1 LOB: 1 BB: 0 P: 4	R: 0 E: 0 K: 0 S: 3	H: 0 LOB: 0 BB: 0 P: 3	R: 0 E: 0 K: 2 S: 7	H: 0 LOB: 1 BB: 0 P: 8	R: 0 E: 0 K: 0 S: 3	H: 0 LOB: 0 BB: 0 P: 3	R: 0 E: 0 K: 1 S: 6	H: 1 LOB: 1 BB: 0 P: 6	R: 0 E: 0 K: 1 S: 5	H: 0 LOB: 0 BB: 0 P: 5	R: 0 E: 0 K: 0 S: 4	H: 1 LOB: 1 BB: 0 P: 4	1B: 3 2B: 0 3B: 0 HR: 0	SF: 0 SAC: 0 DP: 0 HBP: 1	WP: 0 PB: 0 SB: 0 CS: 0	PA: 31
PITCHER John Denny, R (1,1) ERA: 3.54	IP: 9.0 WLS: W BF: 31 H: 3 R: 0 ER: 0 SO: 4 BB: 0 IBB: 0 HBP: 1 BLK: 0 WP: 0 HR: 0 S: 38 P: 39 ERA: 0.00 WHIP: 0.333															PITCHER				

New York Mets @ St. Louis Cardinals
 Busch Stadium, St. Louis, MO
 Tue Jun 22 1976, 7:05 PM CDT
 Att: 12,936 - Unknown

AB 30
 R 0
 H 3
 RBI 0
 BB 0
 SO 4
 LOB 11



Batter	1	2	3	4	5	6	7	8	9	AB	R	H	RBI	BB	SO	LOB	BOTTOM			
Bake McBride, L (1,8) OBP: 0.413, SLG: 0.444	S 2B	6-3		P4			F8 S 1B			4	1	2	0	0	0	1				
Don Kessinger, S (1,6) OBP: 0.319, SLG: 0.325	F7 1-2	4-3				G3	F8 1-3			4	0	0	0	0	0	2				
Lou Brock, L (1,7) OBP: 0.319, SLG: 0.368	2H 1B 2B		F8				F7			4	1	2	1	0	0	1				
Ted Simmons, S (1,2) OBP: 0.341, SLG: 0.349	1B 2H					F7		SH1-4 1B BB		3	1	2	1	1	0	1				
Willie Crawford, L (1,9) OBP: 0.369, SLG: 0.445	BB 1-3 1B			G4-6-3 IBB		1-3		SH1-4		2	0	1	0	1	0	1				
Keith Hernandez, L (1,3) OBP: 0.294, SLG: 0.253	BB 1-2		G4-6-3 1-2			G3		1B FC5 BB		2	0	0	0	2	0	2				
Hector Cruz, R (1,5) OBP: 0.231, SLG: 0.348	K					F9	F2	1-3 2H 1B		4	0	1	1	0	1	3				
Mike Tyson, R (1,4) OBP: 0.324, SLG: 0.455	K						K	FC5		4	0	1	0	0	2	5				
John Denny, R (1,1) OBP: 0.200, SLG: 0.250			K			FC3-2-6 1-2		K	3-H K	4	0	0	0	0	3	3				
Inning Stats	R: 2 E: 0 K: 2 S: 11	H: 4 LOB: 3 BB: 1 P: 15	R: 0 E: 0 K: 1 S: 5	H: 0 LOB: 0 BB: 0 P: 5	R: 0 E: 0 K: 0 S: 3	H: 1 LOB: 1 BB: 1 P: 7	R: 0 E: 0 K: 0 S: 4	H: 1 LOB: 1 BB: 0 P: 4	R: 0 E: 0 K: 0 S: 4	H: 1 LOB: 1 BB: 0 P: 4	R: 0 E: 0 K: 1 S: 5	H: 1 LOB: 1 BB: 0 P: 6	R: 1 E: 0 K: 1 S: 6	H: 1 LOB: 2 BB: 2 P: 14	R: 0 E: 0 K: 0 S: 6	H: 1 LOB: 1 BB: 0 P: 4	1B: 7 2B: 2 3B: 0 HR: 0	SF: 0 SAC: 1 DP: 1 HBP: 0	WP: 0 PB: 0 SB: 3 CS: 0	PA: 36
PITCHER Craig Swan, R (1,1) ERA: 3.52	IP: 7.0 WLS: L BF: 30 H: 8 R: 2 ER: 2 SO: 5 BB: 1 IBB: 1 HBP: 0 BLK: 0 WP: 0 HR: 0 S: 38 P: 46 ERA: 2.57 WHIP: 1.286															PITCHER				
Bob Myrick, L (8,1) ERA: 3.39	0.1	3	0	1	1	0	2	0	0	0	0	1	9	27.00	6.000					
Ken Sanders, R (8,1) ERA: 1.96	0.2	3	1	0	0	1	0	0	0	0	0	5	5	0.00	1.500					

New York Mets @ St. Louis Cardinals
 Busch Stadium, St. Louis, MO
 Tue Jun 22 1976, 7:05 PM CDT
 Att: 12,936 - Unknown

AB 31
 R 3
 H 9
 RBI 3
 BB 4
 SO 6
 LOB 19



Batter	1	2	3	4	5	6	7	8	9	AB	R	H	RBI	BB	SO	LOB	TOP
Mike Phillips, L (1,6) X OBP: 0.282, SLG: 0.228	0-0 F7		0-3 K		0-3 K		0-0 SH5-3			3	0	0	0	0	2	1	
Felix Milan, R (1,4) X OBP: 0.311, SLG: 0.317	0-0 6-3		0-0 E7 1B 2B		0-0 1-3 1B		0-0 F8			4	1	1	0	0	0	2	
Joe Torre, R (1,3) S OBP: 0.346, SLG: 0.430	0-3 K		0-0 1-2 2B 1B		0-0 1-3			0-0 F8		4	1	1	1	0	1	1	
Dave Kingman, R (1,7) X OBP: 0.276, SLG: 0.520		0-3 K	0-0 1-2 2B		0-0 F8			0-0 P4		4	0	1	2	0	1	1	
Mike Vail, R (1,9) X OBP: 0.333, SLG: 0.333		0-0 F3	0-0 5-3			0-3 K		0-3 K		3	0	0	0	0	1	1	
Leon Brown, R (6,9) X OBP: 0.235, SLG: 0.242										1	0	0	0	0	1	0	
Jerry Grote, R (1,2) X OBP: 0.327, SLG: 0.309		4-0 FC4-6 BB	0-3 K		0-0 F3				0-0 HR	3	1	1	1	1	1	1	
Roy Staiger, R (1,5) X OBP: 0.211, SLG: 0.207	0-0 FC4-6 1-2			0-0 L5		0-0 F8			0-0 L6	4	0	0	0	0	0	1	
Del Unser, L (1,8) X OBP: 0.279, SLG: 0.358			0-0 HR	0-3 K			0-0 2-3		0-0 1-3	4	1	1	1	0	1	0	
Tom Seaver, R (1,1) X OBP: 0.178, SLG: 0.098			0-0 E 1B 1B	0-0 6-3			0-0 SH5-3 1B		0-0 5-3	4	1	2	0	0	0	0	
Inning Stats	R: 0 E: 0 K: 1 S: 5	H: 0 LOB: 0 BB: 0 P: 5	R: 0 E: 0 K: 1 S: 5	H: 0 LOB: 1 BB: 1 P: 9	R: 4 E: 1 K: 2 S: 12	H: 4 LOB: 1 BB: 0 P: 12	R: 0 E: 0 K: 1 S: 5	H: 0 LOB: 0 BB: 0 P: 5	R: 0 E: 0 K: 1 S: 4	H: 1 LOB: 1 BB: 0 P: 4	R: 0 E: 0 K: 1 S: 5	H: 0 LOB: 0 BB: 0 P: 5	R: 1 E: 0 K: 0 S: 4	H: 1 LOB: 0 BB: 0 P: 4	1B: 4 2B: 1 3B: 0 HR: 2	SF: 0 SAC: 1 DP: 0 HBP: 0	WP: 0 PA: 36 PB: 0 SB: 0 CS: 0
PITCHER Pete Falcone, L (1,1) ERA: 4.08	IP: 9.0 WLS: L BF: 36 H: 7 R: 5 ER: 4 SO: 8 BB: 1 IBB: 0 HBP: 0 BLK: 0 WP: 0 HR: 2 S: 51 P: 55 ERA: 4.00 WHIP: 0.889																

New York Mets @ St. Louis Cardinals
 Busch Stadium, St. Louis, MO
 Wed Jun 23 1976, 7:05 PM CDT
 Att: 13,922 - Unknown

AB 34
 R 5
 H 7
 RBI 5
 BB 1
 SO 8
 LOB 8



Batter	1	2	3	4	5	6	7	8	9	AB	R	H	RBI	BB	SO	LOB	BOTTOM				
Bake McBride, L (1,8) S OBP: 0.408, SLG: 0.438	0-3 K	0-0 2-3 1B		0-0 4-3			0-0 P6		0-3 K	5	0	1	0	0	2	1					
Don Kessinger, S (1,6) X OBP: 0.316, SLG: 0.328	0-0 E4 1B 2B	0-0 2-3			0-0 6-3		0-3 K			4	1	1	0	0	1	1					
Lou Brock, L (1,7) X OBP: 0.318, SLG: 0.366	0-0 3H 1B 1B	0-3 K			0-3 K		0-0 L6			4	1	1	1	0	2	1					
Ted Simmons, S (1,3) X OBP: 0.343, SLG: 0.352	4-0 1-2 1B IBB		0-0 2B		0-0 5-3			0-0 F7		3	1	1	0	1	0	0					
Willie Crawford, L (1,9) X OBP: 0.366, SLG: 0.441	0-0 1-2 2H 1B 1B		0-3 K			0-3 K		0-0 F7		4	0	1	1	0	2	1					
Joe Ferguson, R (1,2) X OBP: 0.316, SLG: 0.371	0-0 P4		0-3 K			0-0 HR		0-3 K		4	1	1	1	0	2	3					
Hector Cruz, R (1,5) X OBP: 0.233, SLG: 0.348	0-0		0-3 K			0-0 5-3			0-0 F3	3	0	1	1	0	1	1					
Ron Fairly, L (9, PH) X OBP: 0.402, SLG: 0.325	0-0 1-3 2H 1B									1	0	0	0	0	0	0					
Mike Tyson, R (1,4) X OBP: 0.322, SLG: 0.449	0-0 P4			0-0 F7			0-0 1B		0-0 E3	4	0	1	0	0	0	2					
Pete Falcone, L (1,1) X OBP: 0.083, SLG: 0.043		0-0 1-3			0-0 6-3				0-3 K	3	0	0	0	0	0	1					
Vic Harris, S (9, PH) X OBP: 0.314, SLG: 0.356										1	0	0	0	0	1	1					
Inning Stats	R: 3 E: 1 K: 1 S: 9	H: 4 LOB: 2 BB: 1 P: 13	R: 0 E: 0 K: 1 S: 6	H: 1 LOB: 0 BB: 0 P: 6	R: 0 E: 0 K: 3 S: 10	H: 1 LOB: 1 BB: 0 P: 10	R: 0 E: 0 K: 0 S: 3	H: 0 LOB: 0 BB: 0 P: 3	R: 0 E: 0 K: 1 S: 5	H: 0 LOB: 0 BB: 0 P: 5	R: 1 E: 0 K: 1 S: 7	H: 2 LOB: 1 BB: 0 P: 7	R: 0 E: 0 K: 1 S: 5	H: 0 LOB: 0 BB: 0 P: 5	R: 0 E: 0 K: 1 S: 5	H: 0 LOB: 0 BB: 0 P: 5	R: 0 E: 1 K: 2 S: 8	H: 0 LOB: 1 BB: 0 P: 8	1B: 5 2B: 2 3B: 0 HR: 1	SF: 0 SAC: 0 DP: 0 HBP: 0	WP: 0 PA: 37 PB: 0 SB: 1 CS: 0
PITCHER Tom Seaver, R (1,1) ERA: 2.91	IP: 9.0 WLS: W BF: 37 H: 8 R: 4 ER: 4 SO: 11 BB: 0 IBB: 1 HBP: 0 BLK: 0 WP: 0 HR: 1 S: 58 P: 62 ERA: 4.00 WHIP: 0.889																				

New York Mets @ St. Louis Cardinals
 Busch Stadium, St. Louis, MO
 Wed Jun 23 1976, 7:05 PM CDT
 Att: 13,922 - Unknown

AB 36
 R 4
 H 8
 RBI 4
 BB 1
 SO 11
 LOB 12



Batter	1	2	3	4	5	6	7	8	9	AB	R	H	RBI	BB	SO	LOB	TOP					
Mike Phillips, L (1,6) OBP: 0.306, SLG: 0.320										5	2	4	2	0	1	0	New York Mets @ Chicago Cubs Wrigley Field, Chicago, IL Fri Jun 25 1976, 3:33 AM CDT Att: 11,280 - Sunny - 76 F					
Felix Milten, R (1,4) OBP: 0.313, SLG: 0.328										5	2	2	0	0	0	4						
John Milner, L (1,7) OBP: 0.358, SLG: 0.486 Bruce Boisclair, L (5, PR) OBP: 0.361, SLG: 0.406										3	1	1	0	0	0	1						
Dave Kingman, R (1,9) OBP: 0.278, SLG: 0.528										5	1	2	4	0	0	2						
Ed Kranepool, L (1,3) OBP: 0.340, SLG: 0.406										5	0	3	0	0	1	0						
Del Unser, L (1,8) OBP: 0.273, SLG: 0.350										5	0	0	0	0	0	4						
Wayne Garrett, L (1,5) OBP: 0.342, SLG: 0.293										3	0	1	0	1	0	0						
Jerry Grote, R (1,2) OBP: 0.321, SLG: 0.303										4	0	0	0	0	0	2						
Jon Matlack, L (1,1) OBP: 0.233, SLG: 0.179										4	1	1	0	0	2	1						
Inning Stats	R: 0 E: 0 K: 1 S: 6	H: 1 LOB: 1 BB: 0 P: 6	R: 0 E: 0 K: 1 S: 5	H: 0 LOB: 1 BB: 1 P: 9	R: 3 E: 0 K: 1 S: 9	H: 4 LOB: 1 BB: 0 P: 9	R: 0 E: 0 K: 1 S: 5	H: 0 LOB: 0 BB: 0 P: 5	R: 1 E: 1 K: 0 S: 4	H: 1 LOB: 1 BB: 0 P: 4	R: 0 E: 0 K: 0 S: 3	H: 0 LOB: 0 BB: 0 P: 3	R: 3 E: 0 K: 0 S: 8	H: 5 LOB: 2 BB: 0 P: 8	R: 0 E: 0 K: 0 S: 5	H: 2 LOB: 2 BB: 0 P: 5		R: 0 E: 0 K: 0 S: 4	H: 1 LOB: 1 BB: 0 P: 4	1B: 8 2B: 2 3B: 2 HR: 2	SF: 0 SAC: 0 DP: 1 HBP: 0	WP: 0 PB: 0 SB: 0 CS: 0
PITCHER	IP WLS BF H R ER SO BB IBB HBP BLK WP HR S P ERA WHIP																					
Ray Burris, R (1,1) ERA: 4.78	6.1 L 29 9 7 6 4 1 0 0 0 0 0 2 36 40 8.53 1.579																					
Bruce Sutter, R (7,1) ERA: 1.21	0.1 3 2 0 0 0 0 0 0 0 0 0 0 3 3 0.00 6.000																					
Paul Reuschel, R (7,1) ERA: 4.95	0.1 1 0 0 0 0 0 0 0 0 0 0 0 1 1 0.00 0.000																					
Mike Garman, R (8,1) ERA: 6.21	2.0 9 3 0 0 0 0 0 0 0 0 0 0 9 9 0.00 1.500																					

New York Mets @ Chicago Cubs
 Wrigley Field, Chicago, IL
 Fri Jun 25 1976, 3:33 AM CDT
 Att: 11,280 - Sunny - 76 F

AB	41
R	7
H	14
RBI	6
BB	1
SO	4
LOB	15



Batter	1	2	3	4	5	6	7	8	9	AB	R	H	RBI	BB	SO	LOB	BOTTOM					
Rick Monday, L (1,8) OBP: 0.376, SLG: 0.526										4	2	1	1	0	1	4	New York Mets @ Chicago Cubs Wrigley Field, Chicago, IL Fri Jun 25 1976, 3:33 AM CDT Att: 11,280 - Sunny - 76 F					
Jose Cardenal, R (1,7) OBP: 0.352, SLG: 0.438										4	0	2	1	0	0	0						
Bill Madlock, R (1,5) OBP: 0.366, SLG: 0.469 Mick Kelleher, R (5, PH) OBP: 0.265, SLG: 0.288										2	0	2	1	0	0	0						
Jerry Morales, R (1,9) OBP: 0.314, SLG: 0.403										2	0	0	0	0	0	1						
Jerry Morales, R (1,9) OBP: 0.314, SLG: 0.403										4	0	0	0	0	0	3						
George Mitterwald, R (1,3) OBP: 0.274, SLG: 0.316										4	1	1	0	0	2	0						
Manny Trillo, R (1,4) OBP: 0.320, SLG: 0.329										4	0	1	0	0	0	0						
Steve Swisher, R (1,2) OBP: 0.308, SLG: 0.354										4	0	0	0	0	0	2						
Dave Rosello, R (1,6) OBP: 0.369, SLG: 0.297										4	1	2	0	0	0	2						
Ray Burris, R (1,1) OBP: 0.156, SLG: 0.129 Bruce Sutter, R (7,1) ERA: 1.21 Paul Reuschel, R (7,1) ERA: 4.95 Joe Wallis, S (5, PH) OBP: 0.332, SLG: 0.354 Mike Garman, R (8,1) ERA: 6.21 Mike Adams, R (5, PH) OBP: 0.304, SLG: 0.240										2	0	0	0	0	1	2						
Inning Stats	R: 1 E: 0 K: 0 S: 4	H: 2 LOB: 0 BB: 0 P: 4	R: 0 E: 0 K: 1 S: 5	H: 0 LOB: 0 BB: 0 P: 5	R: 1 E: 0 K: 2 S: 10	H: 3 LOB: 0 BB: 0 P: 10	R: 1 E: 1 K: 0 S: 6	H: 2 LOB: 2 BB: 0 P: 6	R: 0 E: 0 K: 0 S: 3	H: 0 LOB: 0 BB: 0 P: 3	R: 0 E: 0 K: 0 S: 3	H: 0 LOB: 0 BB: 0 P: 3	R: 1 E: 0 K: 1 S: 7	H: 2 LOB: 1 BB: 0 P: 7	R: 0 E: 0 K: 1 S: 5	H: 0 LOB: 0 BB: 0 P: 5	R: 0 E: 0 K: 1 S: 5	H: 0 LOB: 0 BB: 0 P: 5	1B: 7 2B: 1 3B: 0 HR: 1	SF: 0 SAC: 0 DP: 1 HBP: 0	WP: 0 PB: 0 SB: 0 CS: 0	PA: 36
PITCHER	IP WLS BF H R ER SO BB IBB HBP BLK WP HR S P ERA WHIP																					
Jon Matlack, L (1,1) ERA: 2.81	9.0 W 36 9 4 3 6 0 0 0 0 0 0 1 48 48 3.00 1.000																					

New York Mets @ Chicago Cubs
 Wrigley Field, Chicago, IL
 Fri Jun 25 1976, 3:33 AM CDT
 Att: 11,280 - Sunny - 76 F

AB	36
R	4
H	9
RBI	3
BB	0
SO	6
LOB	15



Batter	1	2	3	4	5	6	7	8	9	AB	R	H	RBI	BB	SO	LOB	TOP																										
Mike Phillips, L (1,6) OBP: 0.328, SLG: 0.381										5	3	2	3	1	0	1	New York Mets @ Chicago Cubs Wrigley Field, Chicago, IL Sun Jun 27 1976, 3:33 AM CDT Att: 23,415 - Sunny - 84 F																										
Felix Milten, R (1,4) OBP: 0.315, SLG: 0.333									6	0	1	0	0	0	2																												
John Milner, L (1,7) OBP: 0.352, SLG: 0.489									4	1	1	1	0	0	2																												
Bruce Boisclair, L (6,7) OBP: 0.351, SLG: 0.394									2	0	0	0	0	1	0																												
Dave Kingman, R (1,9) OBP: 0.278, SLG: 0.532									5	1	1	2	0	1	3																												
Ed Kranepool, L (1,3) OBP: 0.347, SLG: 0.425									4	2	3	3	0	0	1																												
Del Unser, L (1,8) OBP: 0.282, SLG: 0.368									5	3	3	0	0	1	3																												
Wayne Garrett, L (1,5) OBP: 0.352, SLG: 0.305									4	2	3	1	1	0	0																												
Jerry Grote, R (1,2) OBP: 0.323, SLG: 0.306									3	0	1	1	0	1	2																												
Jay Kleven, R (6, PH) OBP: 0.200, SLG: 0.200									2	0	1	2	0	0	2																												
Craig Swan, R (1,1) OBP: 0.200, SLG: 0.111									3	1	0	0	0	2	3																												
Mike Vail, R (8, PH) OBP: 0.286, SLG: 0.286									1	0	0	0	0	0	2																												
Skip Lockwood, R (8,1) OBP: 0.429, SLG: 0.333									0	0	0	0	0	0	0																												
Inning Stats	R: 1 E: 1 K: 1 S: 7	H: 1 LOB: 1 BB: 0 P: 7	R: 8 E: 0 K: 2 S: 15	H: 8 LOB: 2 BB: 1 P: 20	R: 1 E: 1 K: 0 S: 5	H: 1 LOB: 2 BB: 1 P: 9	R: 0 E: 0 K: 1 S: 5	H: 0 LOB: 0 BB: 0 P: 5	R: 0 E: 0 K: 0 S: 3	H: 0 LOB: 0 BB: 0 P: 3	R: 3 E: 0 K: 0 S: 7	H: 4 LOB: 1 BB: 0 P: 7	R: 0 E: 0 K: 1 S: 5	H: 0 LOB: 0 BB: 0 P: 5	R: 0 E: 0 K: 1 S: 7	H: 2 LOB: 2 BB: 0 P: 7	R: 0 E: 0 K: 0 S: 3	H: 0 LOB: 0 BB: 0 P: 3	1B: 11 2B: 3 3B: 0 HR: 2	SF: 1 SAC: 0 DP: 0 HBP: 1	WP: 1 PB: 0 SB: 0 CS: 0	PA: 48																					
PITCHER	IP	WLS	BF	H	R	ER	SO	BB	IBB	HBP	BLK	WP	HR	S	P	ERA	WHIP	PITCHER								IP	WLS	BF	H	R	ER	SO	BB	IBB	HBP	BLK	WP	HR	S	P	ERA	WHIP	
Rick Reuschel, R (1,1) ERA: 4.9	1.2	L	14	7	8	8	2	0	0	1	0	0	2	17	18	43.20	4.200																										
Paul Reuschel, R (2,1) ERA: 5.22	0.1		6	3	2	1	1	2	0	0	0	0	1	0	6	14	27.00	15.000																									
Mike Garman, R (3,1) ERA: 5.87	3.0		10	0	0	0	1	0	0	0	0	0	0	0	12	0.00	0.000																										
Bruce Sutter, R (6,1) ERA: 2.08	2.0		10	4	3	3	1	0	0	0	0	0	0	0	12	13.50	2.000																										
Darold Knowles, L (8,1) ERA: 3.49	2.0		8	2	0	0	1	0	0	0	0	0	0	0	10	0.00	1.000																										

AB	44
R	13
H	16
RBI	13
BB	2
SO	6
LOB	21



Batter	1	2	3	4	5	6	7	8	9	AB	R	H	RBI	BB	SO	LOB	BOTTOM																											
Rick Monday, L (1,3) OBP: 0.374, SLG: 0.527										4	0	0	0	0	2	0	New York Mets @ Chicago Cubs Wrigley Field, Chicago, IL Sun Jun 27 1976, 3:33 AM CDT Att: 23,415 - Sunny - 84 F																											
Jose Cardenal, R (1,7) OBP: 0.352, SLG: 0.435										4	0	1	0	0	0																													
Bill Madlock, R (1,5) OBP: 0.387, SLG: 0.478										4	1	1	1	0	0																													
Jerry Morales, R (1,9) OBP: 0.312, SLG: 0.402										4	1	2	0	0	1																													
Joe Wallis, S (1,8) OBP: 0.316, SLG: 0.379										4	1	1	2	0	2																													
Manny Trillo, R (1,4) OBP: 0.311, SLG: 0.319										4	0	0	0	0	3																													
Steve Swisher, R (1,2) OBP: 0.332, SLG: 0.353										3	0	1	0	0	1																													
Darold Knowles, L (8,1) OBP: 0.500, SLG: 0.200										0	0	0	0	0	0																													
Ralph LaCock, L (9, PH) OBP: 0.355, SLG: 0.403										1	0	0	0	0	1																													
Dave Rosello, R (1,6) OBP: 0.362, SLG: 0.291										3	0	1	0	0	0																													
Rick Reuschel, R (1,1) ERA: 4.9										0	0	0	0	0	0																													
Paul Reuschel, R (2,1) ERA: 5.22										0	0	0	0	0	0																													
Mike Garman, R (3,1) ERA: 5.87										1	0	0	0	0	1																													
Larry Bittner, L (5, PH) OBP: 0.276, SLG: 0.276										1	0	0	0	0	1																													
Bruce Sutter, R (6,1) ERA: 2.08										0	0	0	0	0	0																													
George Mitterwald, R (8,1) ERA: 3.49										1	0	0	0	0	0																													
Inning Stats	R: 0 E: 0 K: 0 S: 3	H: 0 LOB: 0 BB: 0 P: 3	R: 0 E: 0 K: 2 S: 8	H: 1 LOB: 1 BB: 0 P: 8	R: 0 E: 0 K: 2 S: 7	H: 0 LOB: 0 BB: 0 P: 7	R: 0 E: 0 K: 1 S: 6	H: 1 LOB: 1 BB: 0 P: 6	R: 0 E: 0 K: 1 S: 6	H: 1 LOB: 1 BB: 0 P: 6	R: 1 E: 0 K: 1 S: 6	H: 1 LOB: 0 BB: 0 P: 6	R: 0 E: 0 K: 0 S: 4	H: 1 LOB: 1 BB: 0 P: 4	R: 0 E: 0 K: 0 S: 3	H: 0 LOB: 0 BB: 0 P: 3	R: 2 E: 0 K: 2 S: 9	H: 2 LOB: 2 BB: 0 P: 9	1B: 4 2B: 1 3B: 0 HR: 2	SF: 0 SAC: 0 DP: 0 HBP: 0	WP: 0 PB: 0 SB: 0 CS: 0	PA: 34																						
PITCHER	IP	WLS	BF	H	R	ER	SO	BB	IBB	HBP	BLK	WP	HR	S	P	ERA	WHIP	PITCHER								IP	WLS	BF	H	R	ER	SO	BB	IBB	HBP	BLK	WP	HR	S	P	ERA	WHIP		
Craig Swan, R (1,1) ERA: 3.34	7.0	W	26	5	1	1	7	0	0	0	0	0	1	40	40	1.29	0.714																											
Skip Lockwood, R (8,1) ERA: 2.43	2.0		8	2	2	2	2	0	0	0	0	0	0	1	12	9.00	1.000																											



Batter	1	2	3	4	5	6	7	8	9	AB	R	H	RBI	BB	SO	LOB	TOP			
Bake McBride, L OBP: 0.397, SLG: 0.424 (1, 8)										4	0	1	1	0	0	0	St. Louis Cardinals @ New York Mets Shea Stadium, Flushing, NY Mon Jun 28 1976, 7:05 PM EDT Att: 17,990 - Unknown			
Don Kessinger, S OBP: 0.315, SLG: 0.319 (1, 6)										3	1	0	0	1	1					
Lou Brock, L OBP: 0.314, SLG: 0.358 (1, 7)										4	1	1	0	0	1					
Ted Simmons, S OBP: 0.353, SLG: 0.365 (1, 2)										3	1	2	0	1	0	0				
Willie Crawford, L OBP: 0.381, SLG: 0.462 (1, 9)										3	0	1	1	1	0	1				
Ron Fairly, L OBP: 0.398, SLG: 0.325 (1, 3)										4	0	1	2	0	0	1				
Hector Cruz, R OBP: 0.246, SLG: 0.345 (1, 5)										4	1	1	0	0	2	2				
Mike Tyson, R OBP: 0.307, SLG: 0.422 (1, 4)										4	0	0	0	0	3	3				
John Denny, R OBP: 0.162, SLG: 0.240 (5, PH)										1	0	0	0	0	1	1				
Kelth Hernandez, L OBP: 0.306, SLG: 0.276 (6, PH)										1	0	0	0	0	1	0				
Mike Wallace, L OBP: 0.333, SLG: 0.333 (6, PH)										0	0	0	0	0	0	0				
Jerry Mumphrey, S OBP: 0.333, SLG: 0.333 (7, PH)										1	0	0	0	0	1	2				
Bill Greif, R OBP: 0.333, SLG: 0.333 (7, PH)										0	0	0	0	0	0	0				
Al Hrabosky, R OBP: 0.333, SLG: 0.333 (8, PH)										0	0	0	0	0	0	0				
Vic Harris, S OBP: 0.333, SLG: 0.333 (9, PH)										1	0	0	0	0	1	0				
Inning Stats	R: 0 E: 0 K: 0 S: 3	H: 0 LOB: 0 BB: 0 P: 3	R: 0 E: 0 K: 0 S: 2	H: 0 LOB: 0 BB: 1 P: 6	R: 1 E: 0 K: 3 S: 11	H: 2 LOB: 1 BB: 0 P: 11	R: 0 E: 0 K: 1 S: 5	H: 0 LOB: 0 BB: 0 P: 5	R: 0 E: 0 K: 1 S: 5	H: 0 LOB: 0 BB: 0 P: 5	R: 2 E: 1 K: 3 S: 13	H: 3 LOB: 2 BB: 0 P: 13	R: 1 E: 0 K: 0 S: 4	H: 2 LOB: 2 BB: 2 P: 12	R: 0 E: 0 K: 2 S: 7	H: 0 LOB: 0 BB: 0 P: 7	1B: 6 2B: 1 3B: 0 HR: 0	SF: 0 SAC: 0 DP: 1 HBP: 0	WP: 1 PB: 0 SB: 1 CS: 0	PA: 36
PITCHER	IP	WLS	BF	H	R	ER	SO	BB	IBB	HBP	BLK	WP	HR	S	P	ERA	WHIP			
Tom Seaver, R ERA: 2.98	6.0		24	5	3	3	6	1	0	0	0	1	0	35	39	4.50	1.000			
Skip Lockwood, R ERA: 2.53	2.0	W	9	2	1	1	3	2	0	0	0	0	0	13	21	4.50	2.000			
Bob Apodaca, R ERA: 1.79	1.0	S	3	0	0	0	2	0	0	0	0	0	0	7	7	0.00	0.000			

AB	33
R	4
H	7
RBI	4
BB	3
SO	11
LOB	12



Batter	1	2	3	4	5	6	7	8	9	AB	R	H	RBI	BB	SO	LOB	BOTTOM			
Mike Phillips, L OBP: 0.333, SLG: 0.380 (1, 6)										3	1	1	1	1	0	2	St. Louis Cardinals @ New York Mets Shea Stadium, Flushing, NY Mon Jun 28 1976, 7:05 PM EDT Att: 17,990 - Unknown			
Felix Milten, R OBP: 0.314, SLG: 0.336 (1, 4)										4	1	1	0	0	0	2				
John Milner, L OBP: 0.355, SLG: 0.490 (1, 7)										4	0	2	2	0	0	2				
Dave Kingman, R OBP: 0.281, SLG: 0.542 (1, 9)										4	2	2	1	0	0	2				
Ed Kranepool, L OBP: 0.343, SLG: 0.419 (8, PH)										3	0	0	0	0	1	1				
Joe Torre, R OBP: 0.350, SLG: 0.433 (9, PH)										1	0	1	0	0	0	0				
Del Unser, L OBP: 0.283, SLG: 0.365 (8, PH)										2	0	0	0	1	0	0				
Mike Vail, R OBP: 0.250, SLG: 0.250 (8, PH)										1	0	0	0	0	1	2				
Bob Apodaca, R OBP: 0.333, SLG: 0.375 (9, PH)										0	0	0	0	0	0	0				
Wayne Garrett, L OBP: 0.350, SLG: 0.301 (1, 5)										3	0	0	0	1	0	1				
Jerry Grote, R OBP: 0.321, SLG: 0.305 (1, 2)										4	1	1	0	0	0	3				
Tom Seaver, R OBP: 0.196, SLG: 0.098 (1, 1)										0	0	0	0	1	0	0				
Skip Lockwood, R OBP: 0.500, SLG: 0.429 (7, PH)										1	0	1	0	0	0	0				
Leon Brown, R OBP: 0.235, SLG: 0.242 (9, PH)										0	0	0	0	0	0	0				
Inning Stats	R: 0 E: 0 K: 0 S: 3	H: 0 LOB: 1 BB: 1 P: 7	R: 0 E: 0 K: 0 S: 3	H: 0 LOB: 0 BB: 0 P: 3	R: 1 E: 0 K: 0 S: 5	H: 2 LOB: 1 BB: 0 P: 5	R: 1 E: 0 K: 1 S: 6	H: 1 LOB: 1 BB: 1 P: 10	R: 2 E: 0 K: 0 S: 5	H: 2 LOB: 1 BB: 1 P: 9	R: 0 E: 0 K: 0 S: 3	H: 0 LOB: 0 BB: 0 P: 3	R: 0 E: 0 K: 1 S: 7	H: 1 LOB: 2 BB: 1 P: 11	R: 1 E: 0 K: 2 S: 7	H: 3 LOB: 2 BB: 1 P: 11	1B: 7 2B: 1 3B: 0 HR: 1	SF: 0 SAC: 1 DP: 1 HBP: 0	WP: 1 PB: 0 SB: 0 CS: 1	PA: 35
PITCHER	IP	WLS	BF	H	R	ER	SO	BB	IBB	HBP	BLK	WP	HR	S	P	ERA	WHIP			
John Denny, R ERA: 3.74	5.0		23	5	4	4	4	3	0	0	0	1	0	22	34	7.20	1.600			
Mike Wallace, L ERA: 2.35	1.0		3	0	0	0	0	0	0	0	0	0	0	3	3	0.00	0.000			
Bill Greif, R ERA: 5.9	1.1	L	5	3	1	1	0	0	0	0	0	0	0	5	5	6.75	2.250			
Al Hrabosky, L ERA: 3.0	0.2		4	1	0	0	1	1	0	0	0	1	0	5	9	0.00	3.000			

AB	30
R	5
H	9
RBI	4
BB	4
SO	2
LOB	15



Batter	1	2	3	4	5	6	7	8	9	AB	R	H	RBI	BB	SO	LOB	TOP										
Jerry Mumphrey, S OBP: 0.311, SLG: 0.343 (1, 8)	6-3	K			5-3			5-3		4	0	0	0	0	1	3											
Don Kessinger, S OBP: 0.316, SLG: 0.325 (1, 6)	WP 2B		G6-3 1B		5-3			K		4	0	2	0	0	1	1											
Lou Brock, L OBP: 0.309, SLG: 0.352 (1, 7)	K 2-3		K			4-3		K		4	0	0	0	0	3	2											
Ted Simmons, S OBP: 0.351, SLG: 0.361 (1, 3)	FC6-3 BB		G6-3 1-2			4-3			K	3	0	0	0	1	1	1											
Joe Ferguson, R OBP: 0.310, SLG: 0.369 (1, 2)	FC6-3 1-2			F7		4-3			5-3	4	0	0	0	0	0	2											
Mike Anderson, R OBP: 0.372, SLG: 0.350 (1, 9)		6-3		5-3			BB		5-3	3	0	0	0	1	0	0											
Hector Cruz, R OBP: 0.247, SLG: 0.342 (1, 5)		1B BB		5-3			F9			2	0	0	0	1	0	1	AB 30										
Mike Tyson, R OBP: 0.308, SLG: 0.420 (1, 4)		1-2 1B			E6 WP		P6			3	0	1	0	0	0	1	R 0										
Pete Falcone, L OBP: 0.077, SLG: 0.040 (1, 1)		K			K		K			2	0	0	0	0	2	3	H 3										
Vic Harris, S OBP: 0.307, SLG: 0.347 (7, PH)										1	0	0	0	0	1	1	RBI 0										
Eric Rasmussen, R (7, 1)										0	0	0	0	0	0	0	BB 3										
Inning Stats	R: 0 E: 0 K: 1 S: 6	H: 1 LOB: 2 BB: 1 P: 10	R: 0 E: 0 K: 2 S: 8	H: 1 LOB: 0 BB: 0 P: 12	R: 0 E: 0 K: 1 S: 5	H: 1 LOB: 0 BB: 0 P: 5	R: 0 E: 0 K: 0 S: 3	H: 0 LOB: 0 BB: 0 P: 3	R: 0 E: 1 K: 1 S: 6	H: 0 LOB: 1 BB: 0 P: 6	R: 0 E: 0 K: 0 S: 3	H: 0 LOB: 0 BB: 0 P: 3	R: 0 E: 0 K: 1 S: 5	H: 0 LOB: 0 BB: 0 P: 7	R: 0 E: 0 K: 1 S: 5	H: 0 LOB: 0 BB: 0 P: 5	1B: 2 2B: 1 3B: 0 HR: 0	SF: 0 SAC: 0 DP: 1 HBP: 0	WP: 2 PB: 2 SB: 0 CS: 0	PA: 33							
PITCHER	IP	WLS	BF	H	R	ER	SO	BB	IBB	HBP	BLK	WP	HR	S	P	ERA	WHIP										
Mickey Lolich, L ERA: 2.96 (1, 1)	9.0	W	33	3	0	0	9	3	0	0	0	2	0	48	60	0.00	0.667										

St. Louis Cardinals @ New York Mets
Shea Stadium, Flushing, NY
Tue Jun 29 1976, 7:05 PM EDT
Att: 16,232 - Unknown

AB 30
R 0
H 3
RBI 0
BB 3
SO 9
LOB 15





Batter	1	2	3	4	5	6	7	8	9	AB	R	H	RBI	BB	SO	LOB	BOTTOM										
Bud Harrelson, S OBP: 0.349, SLG: 0.271 (1, 6)	P4	F7			F7			6-3		4	0	0	0	0	0	2											
Felix Milten, R OBP: 0.305, SLG: 0.331 (1, 4)	5-3		F7		4-3			4-3		4	0	0	0	0	0	0											
Joe Torre, R OBP: 0.354, SLG: 0.442 (1, 3)	HR 2B		6-3		1B			F9		4	1	2	0	0	0	0											
Dave Kingman, R OBP: 0.284, SLG: 0.550 (1, 7)	2H HR		BB		P6			F7		3	1	1	2	1	0	1											
Mike Vail, R OBP: 0.250, SLG: 0.250 (1, 9)	6-3		2-3					F8		4	0	1	0	0	0	1											
Leon Brown, R OBP: 0.235, SLG: 0.242 (9, 9)										0	0	0	0	0	0	0											
Jerry Grote, R OBP: 0.321, SLG: 0.302 (1, 2)		SH1-4 BB BB		4-3		G6-3 1-2			G6-3 1B	2	0	0	0	1	0	1											
Roy Staiger, R OBP: 0.237, SLG: 0.227 (1, 5)		SH1-4 BB				FC6-4 BB				1	0	1	0	2	0	0											
Del Unser, L OBP: 0.279, SLG: 0.361 (1, 8)		K		F9		FC6-4 1-2				3	0	0	0	0	1	4											
Mickey Lolich, S OBP: 0.250, SLG: 0.192 (1, 1)		SH1-4 1-2 2-3		K					K	2	0	0	0	0	2	1											
Inning Stats	R: 2 E: 0 K: 0 S: 5	H: 2 LOB: 0 BB: 0 P: 5	R: 0 E: 0 K: 1 S: 5	H: 0 LOB: 2 BB: 2 P: 13	R: 0 E: 0 K: 0 S: 3	H: 0 LOB: 1 BB: 1 P: 7	R: 0 E: 0 K: 1 S: 6	H: 1 LOB: 1 BB: 0 P: 6	R: 0 E: 0 K: 0 S: 4	H: 1 LOB: 1 BB: 0 P: 4	R: 0 E: 0 K: 0 S: 3	H: 1 LOB: 1 BB: 1 P: 7	R: 0 E: 0 K: 1 S: 5	H: 0 LOB: 0 BB: 0 P: 5	R: 0 E: 0 K: 0 S: 3	H: 0 LOB: 0 BB: 0 P: 3	1B: 2 2B: 2 3B: 0 HR: 1	SF: 0 SAC: 1 DP: 1 HBP: 0	WP: 0 PB: 0 SB: 0 CS: 0	PA: 32							
PITCHER	IP	WLS	BF	H	R	ER	SO	BB	IBB	HBP	BLK	WP	HR	S	P	ERA	WHIP										
Pete Falcone, L ERA: 4.02 (1, 1)	6.0	L	26	5	2	2	2	4	0	0	0	0	0	26	42	3.00	1.500										
Eric Rasmussen, R ERA: 4.47 (7, 1)	2.0		6	0	0	0	1	0	0	0	0	0	0	8	8	0.00	0.000										

St. Louis Cardinals @ New York Mets
Shea Stadium, Flushing, NY
Tue Jun 29 1976, 7:05 PM EDT
Att: 16,232 - Unknown

AB 27
R 2
H 5
RBI 2
BB 4
SO 3
LOB 10



Batter	1	2	3	4	5	6	7	8	9	AB	R	H	RBI	BB	SO	LOB	TOP		
Lou Brock, L OBP: 0.312, SLG: 0.363 (1, 7)	1-3		L3			S		3B		4	0	2	0	0	0	0	St. Louis Cardinals @ New York Mets Shea Stadium, Flushing, NY Thu Jul 01 1976, 3:33 AM EDT Att: 14,289 - Unknown 		
Don Kessinger, S OBP: 0.314, SLG: 0.320 (1, 6)	L4		P3			F9		5-3		4	0	0	0	0	0	2			
Mike Anderson, R OBP: 0.376, SLG: 0.350 (1, 8)	FC6-4			4-0		F9		5-3		3	0	1	0	1	0	2			
Ted Simmons, S OBP: 0.350, SLG: 0.360 (1, 3)	FC6-4			0-3						4	0	1	0	0	1	2			
Joe Ferguson, R OBP: 0.305, SLG: 0.363 (1, 2)		G3		4-3		F2		4-3		4	0	0	0	0	0	1			
Willie Crawford, L OBP: 0.378, SLG: 0.458 (1, 9)	6-3					G3		F7		4	0	1	0	0	0	0			
Hector Cruz, R OBP: 0.248, SLG: 0.339 (1, 5)						K		K		2	0	0	0	1	2	2			
Mike Tyson, R OBP: 0.302, SLG: 0.413 (1, 4)						F7		K		3	0	0	0	0	2	3			
Bob Forsch, R OBP: 0.167, SLG: 0.172 (5, 1)										1	0	0	0	0	0	0			
Eric Rasmussen, R OBP: 0.346, SLG: 0.345 (5, 1)										0	0	0	0	0	0	0			
Vic Harris, S OBP: 0.306, SLG: 0.308 (5, 1)										0	0	0	0	0	0	0			
John Curtis, L OBP: 0.325, SLG: 0.323 (5, 1)										0	0	0	0	0	0	0			
Mike Wallace, L OBP: 0.325, SLG: 0.323 (5, 1)										0	0	0	0	0	0	0			
Keith Hernandez, L OBP: 0.325, SLG: 0.323 (5, 1)										0	0	0	0	0	0	0			
Eddie Solomon, R OBP: 0.325, SLG: 0.323 (5, 1)										0	0	0	0	0	0	0			
Bill Greif, R OBP: 0.325, SLG: 0.323 (5, 1)										0	0	0	0	0	0	0			
Inning Stats	R: 0 E: 0 K: 0 S: 4	H: 1 LOB: 1 BB: 0 P: 4	R: 0 E: 0 K: 1 S: 5	H: 0 LOB: 1 BB: 1 P: 9	R: 0 E: 0 K: 0 S: 3	H: 0 LOB: 0 BB: 0 P: 3	R: 0 E: 0 K: 1 S: 4	H: 0 LOB: 0 BB: 1 P: 8	R: 0 E: 0 K: 1 S: 5	H: 1 LOB: 1 BB: 0 P: 4	R: 0 E: 0 K: 2 S: 9	H: 2 LOB: 2 BB: 0 P: 9	R: 0 E: 0 K: 0 S: 4	H: 1 LOB: 1 BB: 0 P: 4	R: 0 E: 0 K: 0 S: 3	H: 0 LOB: 0 BB: 0 P: 3	1B: 4 2B: 0 3B: 1 HR: 0	SF: 0 SAC: 0 DP: 0 HBP: 0	WP: 0 PA: 33 ERA: 0.00 WHIP: 0.778
PITCHER Jon Matlack, L ERA: 2.62 (1, 1)	IP: 9.0 WLS: W BF: 33 H: 5 R: 0 ER: 0 SO: 5 BB: 2 IBB: 0 HBP: 0 BLK: 0 WP: 0 HR: 0 S: 41 P: 49 ERA: 0.00 WHIP: 0.778																		

Batter	1	2	3	4	5	6	7	8	9	AB	R	H	RBI	BB	SO	LOB	BOTTOM		
Mike Phillips, L OBP: 0.344, SLG: 0.407 (1, 6)	2B		L9			1B		K		5	3	3	2	0	1	1	St. Louis Cardinals @ New York Mets Shea Stadium, Flushing, NY Thu Jul 01 1976, 3:33 AM EDT Att: 14,289 - Unknown 		
Felix Milan, R OBP: 0.314, SLG: 0.333 (1, 4)	5-3		5-3			1B		HBP		4	3	2	1	1	0	1			
John Milner, L OBP: 0.360, SLG: 0.510 (1, 7)	PB		K			E9		BB		4	2	2	5	1	1	0			
Dave Kingman, R OBP: 0.286, SLG: 0.545 (1, 9)	K					F3		BB		3	1	0	0	1	1	2			
Ed Kranepool, L OBP: 0.348, SLG: 0.416 (1, 3)						4-3		BB		2	0	0	1	3	0	0			
Del Unser, L OBP: 0.276, SLG: 0.357 (1, 8)						K		BB		3	0	0	0	0	1	2			
Leon Brown, R OBP: 0.222, SLG: 0.229 (6, FH) (7, 8)	F8							P5		2	0	0	0	0	0	5			
Wayne Garrett, L OBP: 0.351, SLG: 0.297 (1, 5)						3-1		F5		3	1	0	1	2	0	0			
Ron Hodges, L OBP: 0.310, SLG: 0.431 (1, 2)						1B		SF8		3	1	2	1	1	0	0			
Jon Matlack, L OBP: 0.229, SLG: 0.163 (1, 1)						FC5-6		F8		4	2	0	0	1	1	4			
Inning Stats	R: 1 E: 0 K: 1 S: 7	H: 2 LOB: 2 BB: 1 P: 11	R: 0 E: 0 K: 1 S: 5	H: 0 LOB: 0 BB: 0 P: 5	R: 0 E: 0 K: 0 S: 3	H: 0 LOB: 0 BB: 0 P: 3	R: 3 E: 1 K: 0 S: 7	H: 3 LOB: 1 BB: 0 P: 7	R: 6 E: 0 K: 1 S: 8	H: 3 LOB: 5 BB: 28	R: 0 E: 0 K: 1 S: 5	H: 0 LOB: 1 BB: 1 P: 9	R: 3 E: 0 K: 0 S: 4	H: 1 LOB: 2 BB: 3 P: 17	R: 0 E: 0 K: 0 S: 3	H: 0 LOB: 0 BB: 0 P: 3	1B: 5 2B: 2 3B: 1 HR: 1	SF: 1 SAC: 0 DP: 0 HBP: 1	WP: 0 PA: 45 ERA: 0.00 WHIP: 0.000
PITCHER Bob Forsch, R ERA: 3.46 (1, 1)	IP: 4.2 WLS: L BF: 21 H: 5 R: 4 ER: 2 SO: 3 BB: 1 IBB: 0 HBP: 0 BLK: 0 WP: 0 HR: 0 S: 26 P: 30 ERA: 3.86 WHIP: 1.286																		
Eric Rasmussen, R ERA: 4.44 (5, 1)	0.1	1	0	0	0	0	0	0	0	0	0	1	1	0	0	0			
John Curtis, L ERA: 4.77 (6, 1)	0.2	7	2	5	5	1	3	0	0	0	0	6	18	67.50	7.500				
Mike Wallace, L ERA: 2.5 (6, 1)	1.1	8	1	1	1	1	3	0	0	0	0	1	7	19	6.75	3.000			
Eddie Solomon, R ERA: 3.86 (8, 1)	0.1	6	1	3	3	0	3	0	1	0	0	2	15	81.00	12.000				
PITCHER Bill Greif, R ERA: 5.8 (8, 1)	IP: 0.2 WLS: L BF: 2 H: 0 R: 0 ER: 0 SO: 0 BB: 0 IBB: 0 HBP: 0 BLK: 0 WP: 0 HR: 0 S: 2 P: 2 ERA: 0.00 WHIP: 0.000																		

Batter	1	2	3	4	5	6	7	8	9	AB	R	H	RBI	BB	SO	LOB	TOP			
Rick Monday, L OBP: 0.395, SLG: 0.510 (1, 8)	0-3 K ①		0-0 F7 ②			0-0 F2 ②			0-3 K ①	4	0	0	0	0	2	0	Chicago Cubs @ New York Mets Shea Stadium, Flushing, NY Fri Jul 02 1976, 7:05 PM EDT Att: 16,808 - Cloudy - 73 F			
Jose Cardenal, R OBP: 0.349, SLG: 0.427 (1, 7)	4-0 1B PB BB		0-3 K ③			0-3 K ③			0-0 6-3 ②	3	1	0	0	1	2	0				
Bill Madlock, R OBP: 0.395, SLG: 0.496 (1, 5)	0-0 F9 ②			0-0 L5 ①			1-0 HBP		0-0 1B 1B	3	0	1	0	0	0	1				
Jerry Morales, R OBP: 0.308, SLG: 0.393 (1, 9)	0-0 PB 1-3 1B			0-0 5-3 ②			0-0 F6 ①		0-0 1B 1B	4	0	2	0	0	0	1				
Manny Trillo, R OBP: 0.308, SLG: 0.313 (1, 4)	0-3 K ③			0-0 F7 ③			0-0 F9 ②		0-0 F3 ③	4	0	0	0	0	1	4				
Steve Swisher, R OBP: 0.297, SLG: 0.332 (1, 2)		0-3 K ①			0-0 F7 ①			0-3 K ③		3	0	0	0	0	2	1				
Ralph LaCock, L OBP: 0.324, SLG: 0.393 (1, 3)		0-0 L6 ②			0-3 K ②			0-3 K ①		3	0	0	0	0	2	0				
Mick Kelleher, R OBP: 0.266, SLG: 0.286 (1, 6)		0-0 6-3 ③			0-0 5-3 ③			0-0 F4 ②		3	0	0	0	0	0	0				
Steve Stone, R Oscar Zamora, R Buddy Schultz, R Joe Coleman, R George Mittenwald, R Darold Knowles, L (1, 1) (5, 1) (5, 1) (5, 1) (8, PH) (8, 1)			0-3 K ①			0-3 K ①		0-3 K ③		1	0	0	0	0	1	0				
Inning Stats	R: 1 E: 0 K: 2 S: 8	H: 1 LOB: 1 BB: 1 P: 12	R: 0 E: 0 K: 1 S: 5	H: 0 LOB: 0 BB: 0 P: 5	R: 0 E: 0 K: 2 S: 7	H: 0 LOB: 0 BB: 0 P: 7	R: 0 E: 0 K: 0 S: 3	H: 0 LOB: 0 BB: 0 P: 3	R: 0 E: 0 K: 1 S: 5	H: 0 LOB: 0 BB: 0 P: 5	R: 0 E: 0 K: 2 S: 7	H: 0 LOB: 0 BB: 0 P: 7	R: 0 E: 0 K: 1 S: 5	H: 0 LOB: 1 BB: 0 P: 6	R: 0 E: 0 K: 2 S: 7	H: 0 LOB: 2 BB: 0 P: 7	1B: 3 2B: 0 3B: 0 HR: 0	SF: 0 SAC: 0 DP: 0 HBP: 1	WP: 0 PB: 1 SB: 0 CS: 0	PA: 32
PITCHER Jerry Koosman, L ERA: 3.87 (1, 1)	IP: 9.0 WLS: W BF: 32 H: 3 R: 1 ER: 0 SO: 12 BB: 1 IBB: 0 HBP: 1 BLK: 0 WP: 0 HR: 0 S: 54 P: 59 ERA: 0.00 WHIP: 0.444											PITCHER	IP: 9.0 WLS: W BF: 32 H: 3 R: 1 ER: 0 SO: 12 BB: 1 IBB: 0 HBP: 1 BLK: 0 WP: 0 HR: 0 S: 54 P: 59 ERA: 0.00 WHIP: 0.444							


AB	30
R	1
H	3
RBI	0
BB	1
SO	12
LOB	7




Batter	1	2	3	4	5	6	7	8	9	AB	R	H	RBI	BB	SO	LOB	BOTTOM			
Mike Phillips, L OBP: 0.341, SLG: 0.402 (1, 6)	0-0 E 1B	0-0 F9 ③			0-0 F7 ①	0-3 K ③				4	1	1	0	0	1	3	Chicago Cubs @ New York Mets Shea Stadium, Flushing, NY Fri Jul 02 1976, 7:05 PM EDT Att: 16,808 - Cloudy - 73 F			
Felix Milan, R OBP: 0.314, SLG: 0.332 (1, 4)	0-0 E9 1B 1-H		0-0 5-3 ①		0-0 1B 1-2 1B		0-0 6-3 ①			4	0	1	0	0	0	0				
John Milner, L OBP: 0.363, SLG: 0.508 (1, 7)	4-0 1B BB		0-0 F8 ②		0-0 FC6-4 1B 1-2 2-3 1B		0-0 F2 ②			3	0	1	0	1	0	0				
Leon Brown, R OBP: 0.222, SLG: 0.229 (9, 7)			0-0 F8 ②		0-0 K ②		0-0 F8 ③			0	0	0	0	0	0	0				
Dave Kingman, R OBP: 0.282, SLG: 0.537 (1, 9)	0-3 K ①		0-0 1-3 ③		0-0 K ②		0-0 F8 ③			4	0	0	0	0	2	5				
Ed Kranepool, L OBP: 0.346, SLG: 0.413 (1, 3)	0-0 1-3 2-H 1B			0-3 K ①	0-0 FC6-4 ③		0-0 L8 ①			4	0	1	0	0	1	3				
Bruce Boisclair, L OBP: 0.359, SLG: 0.392 (1, 8)	0-0 4-3 ③			0-0 F7 ②		0-0 G3 1B 1B		4-0 CS BB		3	1	1	0	1	0	2				
Wayne Garrett, L OBP: 0.357, SLG: 0.302 (1, 5)		0-0 1B S		4-0 BB		0-0 G3 ①		0-0 1B 1-2		3	0	2	0	1	0	1				
Ron Hodges, L OBP: 0.302, SLG: 0.420 (1, 2)		0-0 F7 ①		0-0 F9 ③		0-0 SH1-4 1B		0-0 6-3 ③		4	0	1	1	0	0	3				
Jerry Koosman, R OBP: 0.321, SLG: 0.333 (1, 1)		0-0 F2 ②			0-0 1B 1B 1B	0-0 SH1-4 ②				2	0	1	0	0	0	1				
Inning Stats	R: 1 E: 1 K: 1 S: 7	H: 2 LOB: 2 BB: 1 P: 11	R: 0 E: 0 K: 0 S: 4	H: 1 LOB: 1 BB: 0 P: 4	R: 0 E: 0 K: 0 S: 3	H: 0 LOB: 0 BB: 0 P: 3	R: 0 E: 0 K: 1 S: 5	H: 0 LOB: 1 BB: 1 P: 9	R: 0 E: 0 K: 1 S: 8	H: 3 LOB: 3 BB: 0 P: 8	R: 1 E: 0 K: 1 S: 7	H: 2 LOB: 1 BB: 0 P: 7	R: 0 E: 0 K: 0 S: 3	H: 0 LOB: 0 BB: 0 P: 3	R: 0 E: 0 K: 0 S: 3	H: 1 LOB: 1 BB: 1 P: 7	1B: 9 2B: 0 3B: 0 HR: 0	SF: 0 SAC: 1 DP: 0 HBP: 0	WP: 0 PB: 0 SB: 2 CS: 1	PA: 35
PITCHER Steve Stone, R ERA: Oscar Zamora, R ERA: 4.31 Buddy Schultz, L ERA: 5.31 Joe Coleman, R ERA: 5.3 Darold Knowles, L ERA: 3.4 (1, 1) (5, 1) (5, 1) (5, 1) (8, 1)	IP: 4.0 WLS: 17 BF: 17 H: 3 R: 1 ER: 0 SO: 2 BB: 2 IBB: 0 HBP: 0 BLK: 0 WP: 0 HR: 0 S: 19 P: 27 ERA: 0.00 WHIP: 1.250											PITCHER	IP: 4.0 WLS: 17 BF: 17 H: 3 R: 1 ER: 0 SO: 2 BB: 2 IBB: 0 HBP: 0 BLK: 0 WP: 0 HR: 0 S: 19 P: 27 ERA: 0.00 WHIP: 1.250							

AB	31
R	2
H	9
RBI	1
BB	3
SO	4
LOB	18



Batter	1	2	3	4	5	6	7	8	9	10	AB	R	H	RBI	BB	SO	LOB	TOP	
Rick Monday, L OBP: 0.369, SLG: 0.510 (1, 8)	G3 1B		1B 1B		K			K		BB	4	1	2	0	1	2	1	<p>Chicago Cubs @ New York Mets Shea Stadium, Flushing, NY Sat Jul 03 1976, 3:33 AM EDT Att.: 47,228 - Cloudy - 78 F</p> <p>livebaseballscorecards.com</p> <p>AB 38 R 2 H 10 RBI 2 BB 2 SO 8 LOB 16</p> 	
Jose Cardenal, R OBP: 0.347, SLG: 0.423 (1, 7)	G3		FC6-5 1H 1B		F9			F9		L9	5	0	1	1	0	0	3		
Bill Madlock, R OBP: 0.391, SLG: 0.489 (1, 5)	G1-6-3 IBB		FC6-5 1-3		F8			4-3		F8	4	0	0	0	1	0	3		
Jerry Morales, R OBP: 0.306, SLG: 0.401 (1, 9)	G1-6-3				5-3			K		L8	5	1	1	1	0	1	4		
Ralph LaCock, L OBP: 0.321, SLG: 0.398 (1, 3)		3-1			F2			F2		2B	4	0	1	0	0	0	0		
George Mitterwald, R OBP: 0.265, SLG: 0.287 (1, 2)					F8			6-3		K	4	0	1	0	0	1	1		
Manny Trillo, R OBP: 0.307, SLG: 0.312 (1, 4)					L8					K	4	0	1	0	0	1	1		
Mick Kelleher, R OBP: 0.268, SLG: 0.287 Champ Summers, L OBP: 0.325, SLG: 0.343 Dave Rosello, R OBP: 0.373, SLG: 0.298 (9, PH)			6-3		F8					K	3	0	1	0	0	0	0		
Rick Reuschel, R OBP: 0.350, SLG: 0.286 Darold Knowles, L OBP: 0.500, SLG: 0.200 (10, 1)					K					BB 1B	4	0	2	0	0	2	2		
											0	0	0	0	0	0	0		
Inning Stats	R: 0 E: 0 K: 0 S: 3	H: 1 LOB: 1 BB: 1 P: 7	R: 0 E: 0 K: 0 S: 3	H: 1 LOB: 0 BB: 0 P: 3	R: 1 E: 0 K: 1 S: 7	H: 2 LOB: 1 BB: 1 P: 7	R: 0 E: 0 K: 0 S: 3	H: 0 LOB: 0 BB: 0 P: 3	R: 0 E: 0 K: 1 S: 5	H: 2 LOB: 2 BB: 0 P: 7	R: 0 E: 0 K: 1 S: 5	H: 0 LOB: 0 BB: 0 P: 5	R: 1 E: 0 K: 3 S: 11	H: 2 LOB: 1 BB: 0 P: 11	R: 0 E: 0 K: 0 S: 4	H: 1 LOB: 2 BB: 1 P: 8	1B: 8 2B: 1 3B: 0 HR: 1	SF: 0 SAC: 0 DP: 1 HBP: 0	WP: 0 PA: 40 PB: 1 SB: 0 CS: 0
PITCHER	IP 9.0	WLS 37	H 10	R 2	ER 2	SO 8	BB 1	IBB 0	HBP 0	BLK 0	WP 0	HR 1	S 51	P 59	ERA 2.00	WHIP 1.222			
Tom Seaver, R ERA: 2.92 Skip Lockwood, R ERA: 2.47 (10, 1)	1.0	W	3	0	0	0	0	0	0	0	0	0	3	3	0.00	0.000			

Batter	1	2	3	4	5	6	7	8	9	10	AB	R	H	RBI	BB	SO	LOB	BOTTOM	
Mike Phillips, L OBP: 0.336, SLG: 0.388 (1, 4)	G3		4-3		4-3			G3		IBB	4	0	0	0	1	0	4	<p>Chicago Cubs @ New York Mets Shea Stadium, Flushing, NY Sat Jul 03 1976, 3:33 AM EDT Att.: 47,228 - Cloudy - 78 F</p> <p>livebaseballscorecards.com</p> <p>AB 33 R 3 H 7 RBI 2 BB 4 SO 6 LOB 17</p> 	
Bruce Boisclair, L OBP: 0.349, SLG: 0.380 (1, 8)	1B		K		4-3			F7		K	5	0	1	0	0	2	4		
John Milner, L OBP: 0.361, SLG: 0.507 Leon Brown, R OBP: 0.222, SLG: 0.229 Mike Vail, R OBP: 0.250, SLG: 0.250 (10, PH)	L8				2B			F8		E1	4	0	1	0	0	0	1		
Dave Kingman, R OBP: 0.262, SLG: 0.532 (1, 9)	K2-3				CS HBP			5-3		K	3	0	0	0	0	2	1		
Ed Kranepool, L OBP: 0.345, SLG: 0.410 (1, 3)		F7			F8			1B 2B		L8	4	1	1	0	0	0	1		
Wayne Garrett, L OBP: 0.359, SLG: 0.319 (1, 5)	G3				HR			2B 1B		F7	4	1	2	1	0	0	0		
Ron Hodges, L OBP: 0.395, SLG: 0.425 (1, 2)	K				4-3			1-3 2H 2B		G3	4	0	1	1	0	1	0		
Bud Harrelson, S OBP: 0.352, SLG: 0.285 (1, 6)			4-3 SH2-4 BB		1-3			6-3		3B	3	1	1	0	1	0	2		
Tom Seaver, R OBP: 0.208, SLG: 0.095 Skip Lockwood, R OBP: 0.500, SLG: 0.429 Joe Torre, R OBP: 0.358, SLG: 0.442 (10, PH)			SH2-4		BB			K		IBB IBB	1	0	0	0	1	1	2		
											0	0	0	0	0	0	0		
Inning Stats	R: 0 E: 0 K: 1 S: 6	H: 1 LOB: 1 BB: 0 P: 6	R: 0 E: 0 K: 1 S: 5	H: 0 LOB: 0 BB: 0 P: 5	R: 0 E: 0 K: 1 S: 5	H: 0 LOB: 1 BB: 1 P: 9	R: 0 E: 0 K: 0 S: 2	H: 1 LOB: 0 BB: 0 P: 3	R: 1 E: 0 K: 0 S: 4	H: 3 LOB: 2 BB: 0 P: 8	R: 0 E: 0 K: 1 S: 5	H: 0 LOB: 0 BB: 0 P: 5	R: 0 E: 0 K: 0 S: 3	H: 0 LOB: 0 BB: 0 P: 3	R: 1 E: 2 K: 1 S: 4	H: 1 LOB: 2 BB: 2 P: 12	1B: 3 2B: 2 3B: 1 HR: 1	SF: 0 SAC: 1 DP: 0 HBP: 1	WP: 0 PA: 39 PB: 0 SB: 0 CS: 1
PITCHER	IP 9.0	WLS L 37	H 7	R 3	ER 2	SO 5	BB 2	IBB 2	HBP 1	BLK 0	WP 0	HR 1	S 42	P 59	ERA 2.00	WHIP 1.000			
Rick Reuschel, R ERA: 4.67 Darold Knowles, L ERA: 3.38 (10, 1)	0.1		2	0	0	1	0	0	0	0	0	0	3	3	0.00	0.000			

Batter	1	2	3	4	5	6	7	8	9	AB	R	H	RBI	BB	SO	LOB	TOP										
Rick Monday, L OBP: 0.370, SLG: 0.521 (1, 8)	F6		1B				K			4	2	2	2	0	1	0											
Jose Cardenal, R OBP: 0.345, SLG: 0.424 (1, 7)	1B		1B			6-3	F8			4	0	2	1	0	0	0											
Bill Madlock, R OBP: 0.393, SLG: 0.489 (1, 5)	1B		1B			L6	1-3			4	0	2	0	0	0	0											
Jerry Morales, R OBP: 0.302, SLG: 0.395 (1, 9)	F8		F3			F7		F2		4	0	0	0	0	0	3											
Ralph LaCock, L OBP: 0.319, SLG: 0.385 (1, 3)		F3				4-3		F4		3	0	0	0	1	0	0											
Manny Trillo, R OBP: 0.306, SLG: 0.309 (1, 4)	F8					2B		F8		3	1	0	0	1	0	1											
Steve Swisher, R OBP: 0.296, SLG: 0.335 (1, 2)									K	4	0	1	1	0	3	1											
Mick Kelleher, R OBP: 0.260, SLG: 0.278 (1, 6)			F8			F8		F3		3	0	0	0	0	0	2											
George Mitterwald, R OBP: 0.263, SLG: 0.293 (9, PH)										1	0	0	0	0	0	0											
Bill Bonham, R Oscar Zamora, R Larry Rittler, R Buddy Schultz, L Joe Velazquez, S Mike Garman, L David Knowles, L Bruce Sutter, R Dwight Gooden, L			G3			HR		F5		1	0	0	0	0	0	0											
Inning Stats	R: 0 E: 1 K: 0 S: 4	H: 2 LOB: 1 BB: 0 P: 4	R: 0 E: 0 K: 1 S: 5	H: 0 LOB: 0 BB: 0 P: 5	R: 1 E: 0 K: 0 S: 6	H: 3 LOB: 2 BB: 0 P: 6	R: 0 E: 0 K: 1 S: 5	H: 0 LOB: 1 BB: 1 P: 9	R: 2 E: 0 K: 0 S: 5	H: 2 LOB: 0 BB: 0 P: 5	R: 1 E: 0 K: 0 S: 4	H: 1 LOB: 1 BB: 1 P: 8	R: 0 E: 0 K: 1 S: 5	H: 0 LOB: 0 BB: 0 P: 5	R: 0 E: 0 K: 1 S: 5	H: 0 LOB: 0 BB: 0 P: 5	R: 0 E: 0 K: 1 S: 5	H: 0 LOB: 0 BB: 0 P: 5	1B: 6 2B: 1 3B: 0 HR: 1	SF: 0 SAC: 0 DP: 0 HBP: 0	WP: 0 PB: 0 SB: 1 CS: 0	PA: 36					
PITCHER	IP	WLS	BF	H	R	ER	SO	BB	IBB	HBP	BLK	WP	HR	S	P	ERA	WHIP										
Craig Swan, R ERA: 3.51 (1, 1)	6.0	W	27	8	4	4	2	2	0	0	0	0	1	29	37	6.00	1.667										
Skip Lockwood, R ERA: 2.31 (7, 1)	3.0	S	9	0	0	0	2	0	0	0	0	0	0	13	13	0.00	0.000										

Chicago Cubs @ New York Mets
Shea Stadium, Flushing, NY
Sun Jul 04 1976, 3:33 AM EDT
Sunny - 68 F

AB	34
R	4
H	8
RBI	4
BB	2
SO	4
LOB	8



Batter	1	2	3	4	5	6	7	8	9	AB	R	H	RBI	BB	SO	LOB	BOTTOM										
Mike Phillips, L OBP: 0.324, SLG: 0.376 (1, 4)	F5		SF8	G3			F6	4-3		4	0	0	2	0	0	3											
Bruce Boisclair, L OBP: 0.341, SLG: 0.361 (1, 8)	K		HBP	F8			1-3	K		4	0	0	0	1	2	3											
John Milner, L OBP: 0.368, SLG: 0.515 (1, 7)	K		HBP	K2				SH		3	1	2	1	1	1	0											
Dave Kingman, R OBP: 0.284, SLG: 0.529 (1, 9)										2	1	0	1	1	2	1											
Leon Brown, R OBP: 0.222, SLG: 0.229 (9, 9)										0	0	0	0	0	0	0											
Joe Torre, R OBP: 0.351, SLG: 0.433 (1, 3)	5-3		G6-4-3	F3				SH		3	1	0	0	0	0	3											
Wayne Garrett, L OBP: 0.361, SLG: 0.316 (1, 5)	K			BB			4-3	1B		2	2	0	0	2	1	0											
Ron Hodges, L OBP: 0.300, SLG: 0.421 (1, 2)			BB	SH1-4			F3	K		3	2	1	0	1	1	3											
Bud Harrelson, S OBP: 0.360, SLG: 0.292 (1, 6)			BB	G3			K	2B		3	1	2	2	1	1	0											
Craig Swan, R OBP: 0.226, SLG: 0.111 (1, 1)			BB	SH1-4						0	1	0	0	1	0	0											
Skip Lockwood, R OBP: 0.500, SLG: 0.556 (7, 1)			HBP				F8			2	0	1	2	0	0	0											
Inning Stats	R: 0 E: 0 K: 2 S: 7	H: 0 LOB: 0 BB: 0 P: 7	R: 0 E: 0 K: 2 S: 7	H: 0 LOB: 0 BB: 0 P: 7	R: 3 E: 0 K: 0 S: 4	H: 2 LOB: 3 BB: 3 P: 17	R: 2 E: 0 K: 0 S: 4	H: 1 LOB: 1 BB: 2 P: 12	R: 0 E: 0 K: 1 S: 5	H: 0 LOB: 0 BB: 0 P: 5	R: 0 E: 0 K: 0 S: 3	H: 0 LOB: 0 BB: 0 P: 3	R: 4 E: 1 K: 2 S: 11	H: 3 LOB: 2 BB: 2 P: 19	R: 0 E: 0 K: 1 S: 5	H: 0 LOB: 0 BB: 0 P: 5	R: 0 E: 0 K: 1 S: 5	H: 0 LOB: 0 BB: 0 P: 5	1B: 4 2B: 3 3B: 0 HR: 0	SF: 1 SAC: 2 DP: 2 HBP: 1	WP: 0 PB: 0 SB: 0 CS: 0	PA: 38					
PITCHER	IP	WLS	BF	H	R	ER	SO	BB	IBB	HBP	BLK	WP	HR	S	P	ERA	WHIP										
Bill Bonham, R ERA: 4.66 (1, 1)	3.0	L	16	2	5	5	4	5	0	0	0	0	0	4	4	0.00	1.000										
Oscar Zamora, R ERA: 4.22 (4, 1)	1.0		4	1	0	0	0	0	0	0	0	0	0	4	4	0.00	1.000										
Buddy Schultz, L ERA: 5.06 (5, 1)	1.0		3	0	0	0	1	1	0	0	0	0	0	4	8	0.00	1.000										
Mike Garman, R ERA: 6.12 (6, 1)	2.0		9	1	3	3	1	1	0	0	0	0	0	10	14	13.50	1.000										
David Knowles, L ERA: 3.56 (8, 1)	0.1		4	2	1	1	1	0	1	0	0	0	0	5	9	27.00	6.000										

Chicago Cubs @ New York Mets
Shea Stadium, Flushing, NY
Sun Jul 04 1976, 3:33 AM EDT
Sunny - 68 F

AB	26
R	9
H	6
RBI	8
BB	8
SO	8
LOB	13



Batter	1	2	3	4	5	6	7	8	9	AB	R	H	RBI	BB	SO	LOB	TOP					
Rick Monday, L (1, 8) OBP: 0.369, SLG: 0.515	0-3 K		4-0 BB	0-3 K			0-3 K			3	0	0	0	1	3	2						
Jose Cardenal, R (1, 7) OBP: 0.345, SLG: 0.418	0-0 6-3		4-3		4-3		4-3			4	0	0	0	0	0	2						
Manny Trillo, R (1, 4) OBP: 0.303, SLG: 0.304	0-3 K		0-3 K		5-3		K			4	0	0	0	0	3	2						
Jerry Morales, R (1, 9) OBP: 0.304, SLG: 0.396		0-0 F5		0-0 WP 1B		0-3 K			0-0 G1-4-3 1B	4	1	2	0	0	1	0						
George Mitterwald, R (1, 2) OBP: 0.262, SLG: 0.292		0-0 FC5-4 1B		0-3 K		0-0 5-3			0-0 G1-4-3 1B	4	0	1	0	0	1	2						
Dave Rosello, R (1, 6) OBP: 0.376, SLG: 0.299		0-0 FC5-4 1-2		0-0 E6 1B		0-0 F3			4-0 CS BB	3	1	1	0	1	0	1						
Larry Blittner, L (1, 3) OBP: 0.252, SLG: 0.279		0-3 K		0-0 3-4		0-0 4-3			0-0 CS 1-2	4	0	0	0	0	1	3						
Mick Kelleher, R (1, 5) OBP: 0.288, SLG: 0.300			0-0 4-3 SH1-4 1B	0-0 1B			4-0 E BB		0-0 G4-6-3 1B	3	1	3	2	1	0	0						
Ray Burris, R (1, 1) OBP: 0.171, SLG: 0.147			0-0 SH1-4 1-2	0-0 1B			0-0 SH 1-H		0-0 G4-6-3 1-2	2	1	1	0	0	0	1						
Inning Stats	R: 0 E: 0 K: 2 S: 7	H: 0 LOB: 0 BB: 0 P: 7	R: 0 E: 0 K: 1 S: 6	H: 1 LOB: 1 BB: 0 P: 6	R: 0 E: 0 K: 1 S: 6	H: 1 LOB: 2 BB: 1 P: 10	R: 2 E: 1 K: 2 S: 11	H: 4 LOB: 2 BB: 0 P: 11	R: 0 E: 0 K: 0 S: 5	H: 0 LOB: 0 BB: 0 P: 5	R: 0 E: 0 K: 0 S: 3	H: 0 LOB: 0 BB: 0 P: 3	R: 2 E: 1 K: 2 S: 8	H: 0 LOB: 1 BB: 1 P: 12	R: 0 E: 0 K: 0 S: 2	H: 1 LOB: 0 BB: 1 P: 6	R: 0 E: 0 K: 0 S: 3	H: 1 LOB: 0 BB: 0 P: 3	1B: 8 2B: 0 3B: 0 HR: 0	SF: 0 SAC: 2 DP: 2 HBP: 0	WP: 1 PB: 0 SB: 0 CS: 1	PA: 37
PITCHER	IP	WLS	BF	H	R	ER	SO	BB	IBB	HBP	BLK	WP	HR	S	P	ERA	WHIP					
Mickey Lolich, L (1, 1) ERA: 2.93	7.0	L	30	6	4	2	9	2	0	0	0	1	0	46	54	2.57	1.143					
Bob Myrick, L (8, 1) ERA: 2.45	2.0		6	2	0	0	0	1	0	0	0	0	0	5	9	0.00	1.500					

Chicago Cubs @ New York Mets
Shea Stadium, Flushing, NY
Sun Jul 04 1976, 3:38 AM EDT
Att: 25,052 - Sunny - 68 F

AB	31
R	4
H	8
RBI	2
BB	3
SO	9
LOB	13



Batter	1	2	3	4	5	6	7	8	9	AB	R	H	RBI	BB	SO	LOB	BOTTOM					
Bruce Boisclair, L (1, 8) OBP: 0.355, SLG: 0.368	4-0 1-3 S 1B				0-0 F7		0-0 E 1-2 1B		0-0 3-1 1B	4	1	2	0	1	0	2						
Mike Phillips, L (1, 4) OBP: 0.320, SLG: 0.369	0-0 1-3				0-0 F9		0-0 E6 1-3 2-H 1B		0-0 3-1 1-2	5	0	1	0	0	0	5						
John Milner, L (1, 7) OBP: 0.364, SLG: 0.507	0-0 1B		0-0 F9		0-0 F5		0-3 K		0-0 F7	5	0	1	1	0	1	4						
Dave Kingman, R (1, 9) OBP: 0.281, SLG: 0.522	0-3 K		0-3 K		0-0 F8		0-3 K			4	0	0	0	0	3	4						
Ed Kranepool, L (1, 3) OBP: 0.343, SLG: 0.407	0-0 1-3 1B		0-3 K			0-0 F9		0-0 G3		4	0	1	0	0	1	2						
Wayne Garrett, L (1, 5) OBP: 0.356, SLG: 0.310	0-3 K			0-0 F5		0-0 F6		0-0 F8		4	0	0	0	0	1	2						
Jerry Grote, R (1, 2) OBP: 0.329, SLG: 0.320		0-0 E 2B		0-0 2B		0-0 1B		0-0 F8		4	0	3	0	0	0	0						
Bud Harrelson, S (1, 6) OBP: 0.353, SLG: 0.285		0-0 E5 SH1-3 2-3		0-3 K		0-0 F4		0-0 6-3		4	0	0	0	0	1	3						
Mickey Lolich, S (1, 1) OBP: 0.241, SLG: 0.185		0-0 SH1-3		0-3 K					0-0 F9	1	0	0	0	0	1	1						
Mike Vail, R (7, PH) OBP: 0.308, SLG: 0.308										1	1	1	0	0	0	0						
Bob Myrick, R (8, 1)										0	0	0	0	0	0	0						
Joe Torre, R (9, PH) OBP: 0.349, SLG: 0.430		1-2					0-0 E 1B			1	0	0	0	0	0	0						
Inning Stats	R: 1 E: 0 K: 2 S: 9	H: 2 LOB: 2 BB: 1 P: 13	R: 0 E: 1 K: 0 S: 5	H: 1 LOB: 2 BB: 0 P: 5	R: 0 E: 0 K: 2 S: 7	H: 0 LOB: 0 BB: 0 P: 7	R: 0 E: 0 K: 2 S: 8	H: 1 LOB: 1 BB: 0 P: 8	R: 0 E: 0 K: 0 S: 4	H: 1 LOB: 1 BB: 0 P: 4	R: 0 E: 0 K: 0 S: 4	H: 1 LOB: 1 BB: 0 P: 4	R: 1 E: 1 K: 2 S: 10	H: 2 LOB: 2 BB: 0 P: 10	R: 0 E: 0 K: 0 S: 3	H: 0 LOB: 0 BB: 0 P: 3	R: 0 E: 0 K: 0 S: 4	H: 1 LOB: 1 BB: 0 P: 4	1B: 7 2B: 2 3B: 0 HR: 0	SF: 0 SAC: 1 DP: 0 HBP: 0	WP: 0 PB: 0 SB: 1 CS: 0	PA: 39
PITCHER	IP	WLS	BF	H	R	ER	SO	BB	IBB	HBP	BLK	WP	HR	S	P	ERA	WHIP					
Ray Burris, R (1, 1) ERA: 4.28	9.0	W	39	9	2	1	8	1	0	0	0	0	0	54	58	1.00	1.111					

Chicago Cubs @ New York Mets
Shea Stadium, Flushing, NY
Sun Jul 04 1976, 3:38 AM EDT
Att: 25,052 - Sunny - 68 F

AB	37
R	2
H	9
RBI	1
BB	1
SO	8
LOB	23



Batter	1	2	3	4	5	6	7	8	9	AB	R	H	RBI	BB	SO	LOB	TOP					
Bruce Boisclair, L OBP: 0.357, SLG: 0.374 (1, 8)										4	1	1	0	1	1	0	New York Mets @ Houston Astros Astrodome, Houston, TX Mon Jul 05 1976, 8:05 PM EDT Att: 14,037 - Dome					
Felix Milten, R OBP: 0.315, SLG: 0.333 (1, 4)										5	2	2	0	0	0	2						
John Milner, L OBP: 0.365, SLG: 0.502 (1, 7)										4	0	1	0	1	1	4						
Dave Kingman, R OBP: 0.283, SLG: 0.522 (1, 9)										4	0	2	2	0	1	3						
Ed Kranepool, L OBP: 0.344, SLG: 0.405 (1, 3)											4	0	1	1	1	0		3				
Jerry Grote, R OBP: 0.332, SLG: 0.320 (1, 2)											3	0	1	0	1	0		2				
Roy Staiger, R OBP: 0.237, SLG: 0.239 (1, 5)											4	0	1	0	0	0		2				
Bud Harrelson, S OBP: 0.351, SLG: 0.284 (1, 6)											4	0	1	0	0	0		4				
Bob Apodaca, R OBP: 0.273, SLG: 0.300 (4, 1)										2	0	0	0	0	0	1		2				
Bob Myrick, R OBP: 0.286, SLG: 0.286 (6, 1)										0	0	0	0	0	0	0		0				
Mike Vail, R OBP: 0.286, SLG: 0.286 (6, 1)										0	0	0	0	0	0	0	0					
Ken Sanders, R OBP: 0.286, SLG: 0.286 (6, 1)										0	0	0	0	0	0	0	0					
Joe Torre, R OBP: 0.286, SLG: 0.286 (6, 1)										0	0	0	0	0	0	0	0					
Skip Lockwood, R OBP: 0.286, SLG: 0.286 (6, 1)										0	0	0	0	0	0	0	0					
Inning Stats	R: 0 E: 0 K: 2 S: 8	H: 1 LOB: 1 BB: 0 P: 8	R: 0 E: 0 K: 0 S: 3	H: 0 LOB: 1 BB: 1 P: 7	R: 0 E: 0 K: 0 S: 4	H: 1 LOB: 2 BB: 1 P: 8	R: 0 E: 0 K: 1 S: 6	H: 1 LOB: 1 BB: 0 P: 10	R: 1 E: 0 K: 0 S: 5	H: 2 LOB: 1 BB: 0 P: 5	R: 0 E: 0 K: 0 S: 4	H: 1 LOB: 1 BB: 0 P: 4	R: 2 E: 1 K: 1 S: 7	H: 1 LOB: 1 BB: 1 P: 11	R: 0 E: 0 K: 0 S: 3	H: 1 LOB: 0 BB: 0 P: 3	R: 0 E: 0 K: 0 S: 5	H: 2 LOB: 2 BB: 0 P: 5	1B: 8 2B: 2 3B: 0 HR: 0	SF: 1 SAC: 0 DP: 1 HBP: 0	WP: 0 PB: 1 SB: 0 CS: 0	PA: 41
PITCHER	IP	WLS	BF	H	R	ER	SO	BB	IBB	HBP	BLK	WP	HR	S	P	ERA	WHIP					
Joe Niekro, R ERA: 3.65 (1, 1)	6.2	W	32	7	3	1	4	4	0	0	0	0	0	36	52	1.35	1.650					
Ken Forsch, R ERA: 1.93 (7, 1)	2.1		9	3	0	0	0	0	0	0	0	0	0	9	9	0.00	1.286					

AB	36
R	3
H	10
RBI	3
BB	4
SO	4
LOB	24



Batter	1	2	3	4	5	6	7	8	9	AB	R	H	RBI	BB	SO	LOB	BOTTOM				
Enos Cabell, R OBP: 0.336, SLG: 0.357 (1, 5)										3	0	1	1	0	1	0	New York Mets @ Houston Astros Astrodome, Houston, TX Mon Jul 05 1976, 8:05 PM EDT Att: 14,037 - Dome				
Rob Andrews, R OBP: 0.356, SLG: 0.361 (1, 4)										4	0	0	0	0	0	1					
Cesar Cedeno, R OBP: 0.349, SLG: 0.498 (1, 8)										3	2	2	0	1	0	0					
Bob Watson, R OBP: 0.348, SLG: 0.416 (1, 3)										4	1	2	2	0	0	2					
Jose Cruz, L OBP: 0.387, SLG: 0.381 (1, 9)										4	1	1	1	0	0	3					
Cliff Johnson, R OBP: 0.364, SLG: 0.386 (1, 7)										3	1	1	0	0	0	1					
Wilbur Howard, S OBP: 0.243, SLG: 0.277 (8, 7)										1	0	0	0	0	1	0					
Ed Herrmann, L OBP: 0.270, SLG: 0.298 (1, 2)										4	1	1	1	0	1	1					
Roger Metzger, S OBP: 0.316, SLG: 0.305 (1, 6)										3	1	1	2	0	0	0					
Joe Niekro, R OBP: 0.217, SLG: 0.364 (1, 1)										3	0	0	0	0	0	1					
Ken Forsch, R OBP: 0.286, SLG: 0.167 (7, 1)										0	0	0	0	0	0	0					
Inning Stats	R: 0 E: 0 K: 0 S: 4	H: 1 LOB: 2 BB: 1 P: 8	R: 0 E: 0 K: 0 S: 3	H: 0 LOB: 0 BB: 0 P: 3	R: 0 E: 0 K: 0 S: 3	H: 0 LOB: 0 BB: 0 P: 3	R: 6 E: 0 K: 0 S: 9	H: 6 LOB: 0 BB: 0 P: 9	R: 1 E: 0 K: 1 S: 7	H: 2 LOB: 1 BB: 0 P: 7	R: 0 E: 0 K: 1 S: 5	H: 0 LOB: 0 BB: 0 P: 5	R: 0 E: 0 K: 0 S: 3	H: 0 LOB: 0 BB: 0 P: 3	R: 0 E: 0 K: 1 S: 5	H: 0 LOB: 0 BB: 0 P: 5	1B: 6 2B: 1 3B: 1 HR: 1	SF: 1 SAC: 0 DP: 0 HBP: 0	WP: 0 PB: 0 SB: 1 CS: 0	PA: 34	
PITCHER	IP	WLS	BF	H	R	ER	SO	BB	IBB	HBP	BLK	WP	HR	S	P	ERA	WHIP				
Bob Apodaca, R ERA: 2.7 (1, 1)	3.0	L	17	7	6	6	0	0	0	0	0	0	0	10	10	4.50	1.000				
Bob Myrick, L ERA: 2.69 (4, 1)	2.0		8	2	1	1	1	0	0	0	0	0	0	10	10	4.50	1.000				
Ken Sanders, R ERA: 1.8 (6, 1)	2.0		6	0	0	0	1	0	0	0	0	0	0	8	8	0.00	0.000				
Skip Lockwood, R ERA: 2.27 (8, 1)	1.0		3	0	0	0	1	0	0	0	0	0	0	5	5	0.00	0.000				



Batter	1	2	3	4	5	6	7	8	9	10	AB	R	H	RBI	BB	SO	LOB	
Mike Phillips, L OBP: 0.329, SLG: 0.368 (1, 5)	6-3		G5-4-3 BB		F7				SH1-4 1B		3	0	1	0	2	0	1	
Bruce Boisclair, L OBP: 0.363, SLG: 0.379 (1, 8)	2B K 1B		G5-4-3				F8		SH1-4		4	0	2	0	0	0	5	
John Miner, L OBP: 0.361, SLG: 0.500 (1, 7)					F2		K		F4		5	0	1	0	0	1	5	
Dave Kingman, R OBP: 0.294, SLG: 0.523 (1, 9)	K								K		5	0	2	0	0	3	3	
Ed Kranepool, L OBP: 0.339, SLG: 0.397 (1, 3)					F8						5	0	0	0	0	0	3	
Jerry Grote, R OBP: 0.333, SLG: 0.316 (1, 2)											3	0	0	0	2	0	3	
Leon Brown, R OBP: 0.222, SLG: 0.229 (10, PR)					F2						0	0	0	0	0	0	0	
Ron Hodges, L OBP: 0.400, SLG: 0.421 (10, 2)					F9						0	0	0	0	0	0	0	
Felix Millan, R OBP: 0.316, SLG: 0.330 (1, 4)					K						3	0	0	0	2	1	1	
Bud Harrelson, S OBP: 0.367, SLG: 0.292 (1, 6)					CS						2	0	2	0	3	0	0	
Jon Matlack, L OBP: 0.231, SLG: 0.152 (1, 1)											3	0	0	0	1	2	6	
Joe Torre, R OBP: 0.345, SLG: 0.425 (10, PH)											1	0	0	0	0	0	2	
Skip Lockwood, R OBP: 0.500, SLG: 0.556 (10, 1)					K						0	0	0	0	0	0	0	
Inning Stats	R: 0 E: 0 K: 1 S: 6	H: 2 LOB: 2 BB: 0 P: 6	R: 0 E: 0 K: 1 S: 5	H: 0 LOB: 0 BB: 0 P: 5	R: 0 E: 0 K: 1 S: 5	H: 1 LOB: 1 BB: 1 P: 9	R: 0 E: 0 K: 0 S: 4	H: 1 LOB: 1 BB: 0 P: 4	R: 0 E: 0 K: 0 S: 7	H: 0 LOB: 3 BB: 3 P: 15	R: 0 E: 0 K: 2 S: 7	H: 0 LOB: 3 BB: 3 P: 19	R: 0 E: 0 K: 1 S: 6	H: 1 LOB: 1 BB: 0 P: 6	R: 0 E: 0 K: 0 S: 4	H: 1 LOB: 2 BB: 1 P: 8	1B: 6 2B: 2 3B: 0 HR: 0	SF: 0 SAC: 1 DP: 2 HBP: 0
PITCHER J.R. Richard, R ERA: 2.9 (1, 1)	IP: 10.0 W: 10 L: 0 S: 6	WLS: 45 BF: 8 R: 0 ER: 0 SO: 7	H: 8 R: 0 ER: 0 SO: 7	BB: 10 IBB: 0 HBP: 0 BLK: 0	WP: 2 HR: 0 S: 49 P: 89	ERA: 0.00 WHIP: 1.800	PITCHER IP: 10.0 WLS: 45 BF: 8 R: 0 ER: 0 SO: 7 BB: 10 IBB: 0 HBP: 0 BLK: 0 WP: 2 HR: 0 S: 49 P: 89 ERA: 0.00 WHIP: 1.800											

TOP

New York Mets @ Houston Astros
Astrodome, Houston, TX
Tue Jul 06 1976, 8:05 PM EDT
Att: 10,671 - Dome

AB	34
R	0
H	8
RBI	0
BB	10
SO	7
LOB	29




Batter	1	2	3	4	5	6	7	8	9	10	AB	R	H	RBI	BB	SO	LOB	
Enos Cabell, R OBP: 0.338, SLG: 0.367 (1, 5)			K			F5					4	0	2	0	0	1	0	
Rob Andrews, R OBP: 0.349, SLG: 0.354 (1, 4)	2B K										4	0	0	0	0	1	2	
Cesar Cedeno, R OBP: 0.345, SLG: 0.491 (1, 8)											4	0	0	0	0	0	1	
Bob Watson, R OBP: 0.353, SLG: 0.418 (1, 3)											3	0	2	0	1	0	1	
Leon Roberts, R OBP: 0.389, SLG: 0.552 (1, 9)											4	0	0	0	0	0	3	
Cliff Johnson, R OBP: 0.364, SLG: 0.382 (1, 7)											2	0	0	0	1	0	0	
Ed Herrmann, L OBP: 0.268, SLG: 0.295 (8, 2)											1	0	0	0	0	0	2	
Skip Jutze, R OBP: 0.165, SLG: 0.200 (1, 2)											2	0	0	0	0	0	0	
Wilbur Howard, S OBP: 0.246, SLG: 0.280 (7, PH) (8, 7)											2	1	1	0	0	1	2	
Roger Metzger, S OBP: 0.317, SLG: 0.307 (1, 6)											2	0	1	0	0	1	0	
Jerry Davanon, R OBP: 0.410, SLG: 0.588 (7, PH) (8, 6)											2	0	1	1	0	0	2	
J.R. Richard, R OBP: 0.098, SLG: 0.120 (1, 1)											3	0	0	0	0	1	1	
Inning Stats	R: 0 E: 0 K: 1 S: 6	H: 1 LOB: 1 BB: 0 P: 6	R: 0 E: 0 K: 0 S: 3	H: 0 LOB: 0 BB: 0 P: 3	R: 0 E: 0 K: 2 S: 7	H: 0 LOB: 0 BB: 0 P: 7	R: 0 E: 0 K: 0 S: 4	H: 1 LOB: 1 BB: 0 P: 4	R: 0 E: 0 K: 1 S: 6	H: 1 LOB: 2 BB: 1 P: 10	R: 0 E: 0 K: 0 S: 3	H: 1 LOB: 0 BB: 0 P: 3	R: 0 E: 1 K: 0 S: 3	H: 0 LOB: 1 BB: 1 P: 7	R: 1 E: 1 K: 0 S: 2	H: 2 LOB: 1 BB: 0 P: 2	1B: 5 2B: 3 3B: 0 HR: 0	SF: 0 SAC: 0 DP: 2 HBP: 0
PITCHER Jon Matlack, L ERA: 2.45 (1, 1)	IP: 9.0 W: 0 L: 0 S: 0	WLS: 33 BF: 5 R: 2 ER: 0 SO: 5	H: 5 R: 0 ER: 0 SO: 5	BB: 2 IBB: 0 HBP: 0 BLK: 0	WP: 1 HR: 0 S: 41 P: 49	ERA: 0.00 WHIP: 0.778	PITCHER IP: 9.0 WLS: 33 BF: 5 R: 2 ER: 0 SO: 5 BB: 2 IBB: 0 HBP: 0 BLK: 0 WP: 1 HR: 0 S: 41 P: 49 ERA: 0.00 WHIP: 0.778											

BOTTOM

New York Mets @ Houston Astros
Astrodome, Houston, TX
Tue Jul 06 1976, 8:05 PM EDT
Att: 10,671 - Dome


AB	33
R	1
H	7
RBI	1
BB	2
SO	5
LOB	14



Batter	1	2	3	4	5	6	7	8	9	AB	R	H	RBI	BB	SO	LOB	TOP								
Mike Phillips, L OBP: 0.342, SLG: 0.387 (1, 5)										4	2	3	2	1	0	2									
Felix Milan, R OBP: 0.317, SLG: 0.330 (1, 4)										6	1	2	0	0	0	6									
John Milner, L OBP: 0.362, SLG: 0.502 Leon Brown, R OBP: 0.243, SLG: 0.250 (1, 7) (8, 7)										5	1	2	3	0	1	3									
Dave Kingman, R OBP: 0.288, SLG: 0.524 (1, 9)										3	2	1	1	2	0	0									
Ed Kranepool, L OBP: 0.337, SLG: 0.395 Joe Torre, R OBP: 0.347, SLG: 0.424 (1, 3) (2, PH) (2, 3)										1	0	0	0	0	0	0									
Bruce Boisclair, L OBP: 0.361, SLG: 0.376 (1, 8)										6	1	2	0	0	1	6									
Jerry Grote, R OBP: 0.343, SLG: 0.329 Ron Hodges, L OBP: 0.396, SLG: 0.416 (1, 2) (8, 2)										4	0	3	0	1	0	0									
Bud Harrelson, S OBP: 0.367, SLG: 0.301 (1, 6)										5	2	2	2	0	0	4									
Jerry Koosman, R OBP: 0.333, SLG: 0.344 Ken Sanders, R (9, 1)										5	1	2	0	0	1	3									
										0	0	0	0	0	0	0									
Inning Stats	R: 2 E: 1 K: 0 S: 5	H: 2 LOB: 0 BB: 0 P: 5	R: 4 E: 0 K: 0 S: 9	H: 6 LOB: 3 BB: 1 P: 13	R: 1 E: 0 K: 1 S: 8	H: 3 LOB: 2 BB: 0 P: 8	R: 0 E: 0 K: 1 S: 7	H: 2 LOB: 2 BB: 0 P: 7	R: 0 E: 0 K: 0 S: 3	H: 0 LOB: 1 BB: 1 P: 7	R: 2 E: 2 K: 1 S: 9	H: 3 LOB: 3 BB: 1 P: 13	R: 0 E: 0 K: 0 S: 3	H: 0 LOB: 0 BB: 0 P: 3	R: 0 E: 0 K: 0 S: 4	H: 1 LOB: 1 BB: 0 P: 4	R: 3 E: 0 K: 1 S: 8	H: 3 LOB: 1 BB: 1 P: 12	1B: 15 2B: 5 3B: 0 HR: 0	SF: 2 SAC: 0 DP: 0 HBP: 0	WP: 2 PB: 1 SB: 1 CS: 0	PA: 52			
PITCHER	IP	WLS	BF	H	R	ER	SO	BB	IBB	HBP	BLK	WP	HR	S	P	ERA	WHIP								
Joaquin Andujar, R ERA: 4.74 Paul Siebert, L ERA: 3.16 Tom Griffin, R ERA: 5.01 Gilberto Rondón, R ERA: 5.93	(1, 1)	1.1	L	11	7	6	5	0	0	0	0	0	0	11	11	33.75	5.250								
	(2, 1)	2.2		15	6	1	1	2	0	1	0	0	0	18	22	3.38	2.250								
	(5, 1)	2.0		12	3	2	1	2	0	0	0	1	0	12	20	4.50	2.500								
	(7, 1)	3.0		14	4	3	3	1	1	0	0	0	1	15	19	9.00	1.667								

New York Mets @ Houston Astros
Astrodome, Houston, TX
Wed Jul 07 1976, 8:05 PM EDT
Att: 12,608 - Dome


AB 46
R 12
H 20
RBI 10
BB 4
SO 4
LOB 28



Batter	1	2	3	4	5	6	7	8	9	AB	R	H	RBI	BB	SO	LOB	BOTTOM								
Enos Cabell, R OBP: 0.336, SLG: 0.364 (1, 5)										5	0	1	0	0	2	3									
Rob Andrews, R OBP: 0.342, SLG: 0.346 (1, 4)										5	0	0	0	0	0	1									
Cesar Cedeno, R OBP: 0.348, SLG: 0.493 Gilberto Rondón, R OBP: 0.286, SLG: 0.286 Ken Boswell, L OBP: 0.316, SLG: 0.347 (1, 8) (7, 1) (9, PH)										3	0	2	0	0	0	0									
Bob Watson, R OBP: 0.354, SLG: 0.418 (1, 3)									5	1	2	0	0	2	3										
Leon Roberts, R OBP: 0.397, SLG: 0.558 (1, 9)									4	1	2	0	1	1	3										
Cliff Johnson, R OBP: 0.362, SLG: 0.376 (1, 7)									3	0	0	0	1	1	4										
Skip Jutze, R OBP: 0.181, SLG: 0.205 (1, 2)									3	1	1	1	1	0	2										
Roger Metzger, S OBP: 0.320, SLG: 0.318 (1, 6)									4	1	2	2	0	1	2										
Joaquin Andujar, S OBP: 0.227, SLG: 0.227 Paul Siebert, L OBP: 0.286, SLG: 0.286 Jerry Davanon, R OBP: 0.243, SLG: 0.276 Tom Griffin, R (1, 1) (2, 1) (4, PH) (5, 1) (6, PH) (7, 8)									0	0	0	0	0	0	0	0									
										1	0	0	0	0	0	0									
										0	0	0	0	0	0	0									
										0	0	0	0	0	0	0									
										0	0	0	0	0	0	0									
										1	0	0	1	0	0	2									
Inning Stats	R: 0 E: 0 K: 2 S: 10	H: 3 LOB: 3 BB: 0 P: 10	R: 0 E: 0 K: 1 S: 5	H: 0 LOB: 0 BB: 0 P: 5	R: 0 E: 0 K: 0 S: 3	H: 1 LOB: 1 BB: 0 P: 3	R: 2 E: 0 K: 0 S: 4	H: 2 LOB: 2 BB: 3 P: 16	R: 0 E: 0 K: 0 S: 3	H: 0 LOB: 0 BB: 0 P: 3	R: 0 E: 0 K: 0 S: 4	H: 1 LOB: 2 BB: 1 P: 8	R: 0 E: 1 K: 1 S: 7	H: 1 LOB: 2 BB: 0 P: 7	R: 2 E: 0 K: 1 S: 7	H: 2 LOB: 0 BB: 0 P: 7	R: 0 E: 0 K: 2 S: 8	H: 1 LOB: 1 BB: 0 P: 8	1B: 8 2B: 2 3B: 1 HR: 0	SF: 1 SAC: 0 DP: 1 HBP: 0	WP: 0 PB: 0 SB: 0 CS: 0	PA: 41			
PITCHER	IP	WLS	BF	H	R	ER	SO	BB	IBB	HBP	BLK	WP	HR	S	P	ERA	WHIP								
Jerry Koosman, L ERA: 3.92 Ken Sanders, R ERA: 1.73	(1, 1)	8.0	W	37	10	4	4	5	4	0	0	0	0	43	59	4.50	1.750								
	(9, 1)	1.0		4	1	0	0	2	0	0	0	0	0	8	8	0.00	1.000								

New York Mets @ Houston Astros
Astrodome, Houston, TX
Wed Jul 07 1976, 8:05 PM EDT
Att: 12,608 - Dome

AB 36
R 4
H 11
RBI 4
BB 4
SO 7
LOB 20



Batter	1	2	3	4	5	6	7	8	9	AB	R	H	RBI	BB	SO	LOB	TOP			
Mike Phillips, L (1.6)										4	0	2	1	0	0	0	New York Mets @ Atlanta Braves Atlanta-Fulton County Stadium, Atlanta, GA Thu Jul 08 1976, 7:05 PM EDT Att: 10,522 - Unknown			
Felix Milten, R (1.4)										4	0	0	0	0	2					
John Milner, L (1.7)										4	0	0	0	0	2					
Dave Kingman, R (1.9)										4	0	0	0	2	1					
Ed Kranepool, L (1.3)										4	1	1	0	0	0					
Bruce Boisclair, L (1.8)										3	2	1	0	1	0					
Ron Hodges, L (1.2)										4	1	1	1	0	1					
Wayne Garrett, L (1.5)										4	0	1	2	0	1					
Tom Seaver, R (1.1)										3	1	0	0	0	1					
Inning Stats	R: 0 E: 0 K: 1 S: 6	H: 1 LOB: 1 BB: 0 P: 6	R: 0 E: 0 K: 0 S: 3	H: 0 LOB: 0 BB: 0 P: 3	R: 0 E: 0 K: 1 S: 5	H: 0 LOB: 0 BB: 0 P: 5	R: 0 E: 0 K: 0 S: 3	H: 0 LOB: 0 BB: 0 P: 3	R: 4 E: 1 K: 0 S: 8	H: 4 LOB: 1 BB: 0 P: 8	R: 0 E: 0 K: 0 S: 3	H: 0 LOB: 0 BB: 0 P: 3	R: 0 E: 0 K: 0 S: 3	H: 0 LOB: 0 BB: 0 P: 3	R: 1 E: 0 K: 1 S: 6	H: 1 LOB: 1 BB: 1 P: 10	1B: 5 2B: 0 3B: 1 HR: 0	SF: 0 SAC: 0 DP: 0 HBP: 0	WP: 0 PB: 0 CS: 0	PA: 35
PITCHER	IP WLS BF H R ER SO BB IBB HBP BLK WP HR S P ERA WHIP																			
Frank LaCorte, R (1.1)	4.1 L 19 5 4 3 2 0 0 0 0 0 0 0 23 23 6.23 1.154																			
Bruce Dal Canton, R (5.1)	1.2 5 0 0 0 0 0 0 0 0 0 0 0 5 5 0.00 0.000																			
Carl Morton, R (7.1)	2.0 6 0 0 0 0 0 0 0 0 0 0 0 6 6 0.00 0.000																			
Pablo Torrealba, L (9.1)	1.0 5 1 1 1 1 1 0 0 0 0 0 0 6 10 9.00 2.000																			


Batter	1	2	3	4	5	6	7	8	9	AB	R	H	RBI	BB	SO	LOB	BOTTOM				
Rowland Office, L (1.8)										4	0	0	0	0	3	New York Mets @ Atlanta Braves Atlanta-Fulton County Stadium, Atlanta, GA Thu Jul 08 1976, 7:05 PM EDT Att: 10,522 - Unknown					
Rod Gilbreath, R (1.4)										4	1	2	1	0	1						
Jimmy Wynn, R (1.7)										4	0	0	0	2	3						
Willie Montanez, L (1.3)										4	0	0	0	0	3						
Ken Henderson, S (1.9)										4	0	1	1	0	1						
Darrel Chaney, S (1.6)										4	0	0	0	3	1						
Jerry Royster, R (1.5)										3	0	1	0	0	0						
Biff Pocoroba, S (1.2)										3	1	1	0	0	1						
Frank LaCorte, R (1.1)										1	0	0	0	0	1						
Bruce Dal Canton, R (5.1)										0	0	0	0	0	0						
Cito Gaston, R (6.1)										1	0	1	0	0	0						
Carl Morton, R (7.1)										0	0	0	0	0	0						
Dave May, L (8.1)										1	0	0	0	0	0						
Pablo Torrealba, L (9.1)										0	0	0	0	0	0						
Inning Stats	R: 0 E: 0 K: 2 S: 7	H: 0 LOB: 0 BB: 0 P: 7	R: 0 E: 0 K: 2 S: 7	H: 0 LOB: 0 BB: 0 P: 7	R: 0 E: 0 K: 1 S: 6	H: 1 LOB: 1 BB: 0 P: 6	R: 0 E: 0 K: 1 S: 5	H: 0 LOB: 0 BB: 0 P: 5	R: 0 E: 0 K: 1 S: 5	H: 0 LOB: 0 BB: 0 P: 5	R: 1 E: 0 K: 0 S: 6	H: 3 LOB: 2 BB: 0 P: 6	R: 0 E: 0 K: 0 S: 3	H: 0 LOB: 0 BB: 0 P: 3	R: 0 E: 0 K: 0 S: 3	R: 1 E: 1 K: 1 S: 7	H: 2 LOB: 1 BB: 0 P: 7	1B: 6 2B: 0 3B: 0 HR: 0	SF: 0 SAC: 0 DP: 0 HBP: 0	WP: 0 PB: 0 CS: 0	PA: 33
PITCHER	IP WLS BF H R ER SO BB IBB HBP BLK WP HR S P ERA WHIP																				
Tom Seaver, R (1.1)	9.0 W 33 6 2 1 8 0 0 0 0 0 0 0 49 49 1.00 0.667																				


AB	34
R	5
H	6
RBI	4
BB	1
SO	3
LOB	8

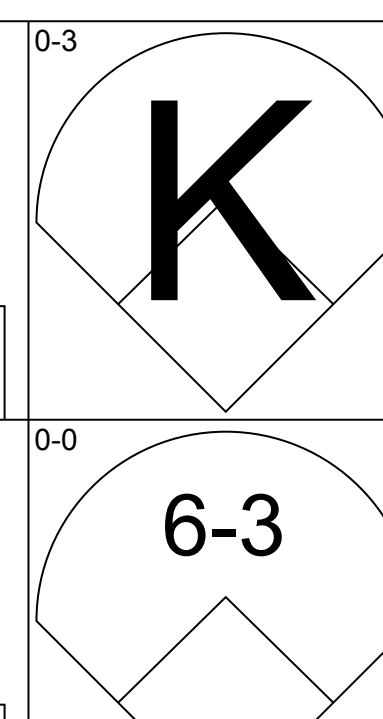
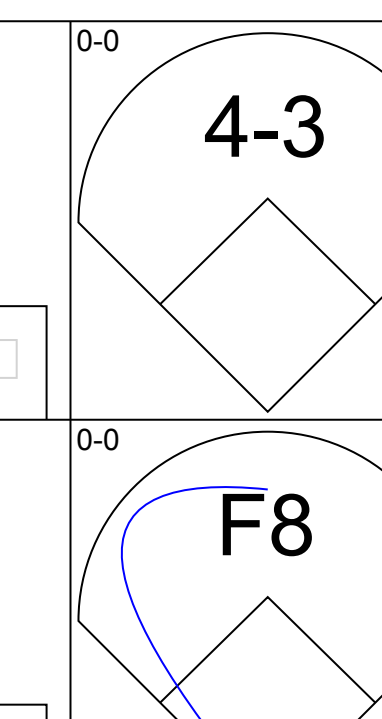
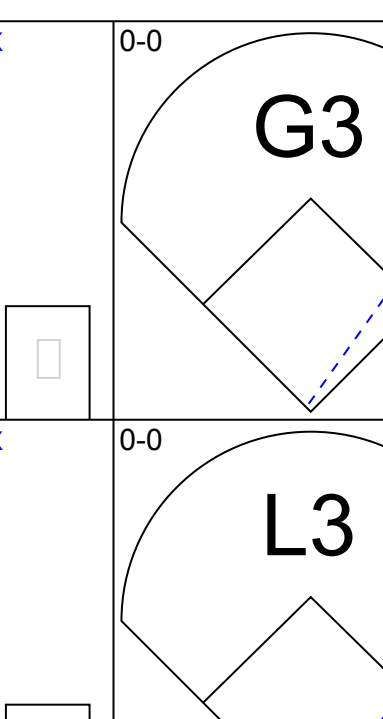
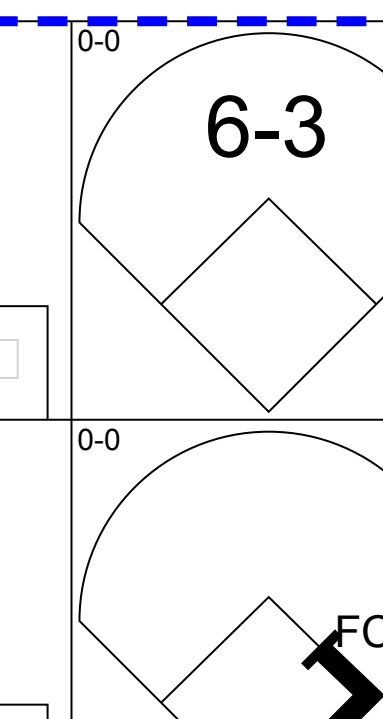
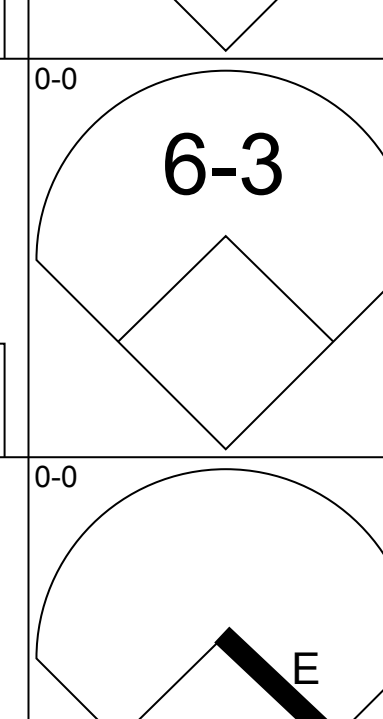
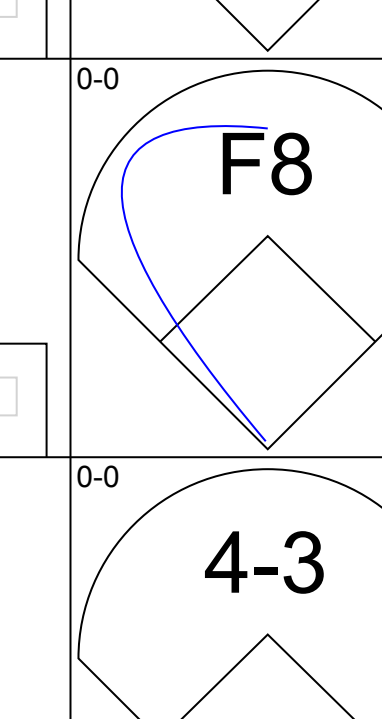
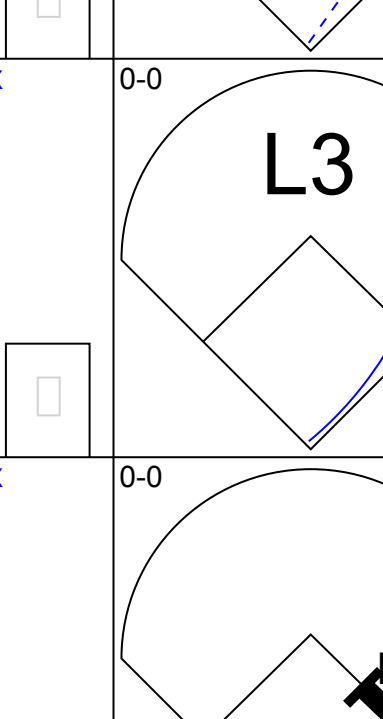
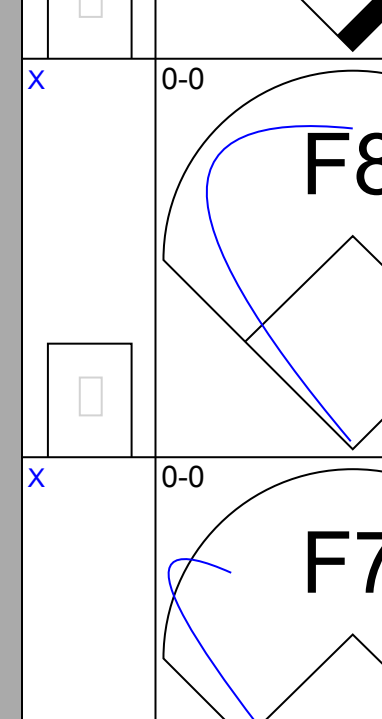
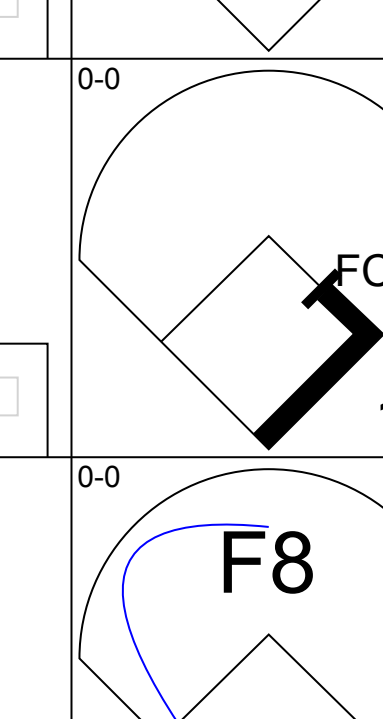
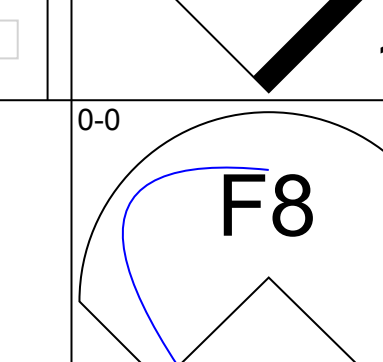
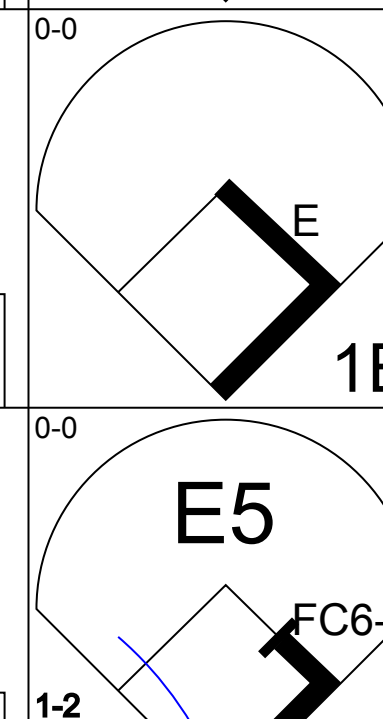
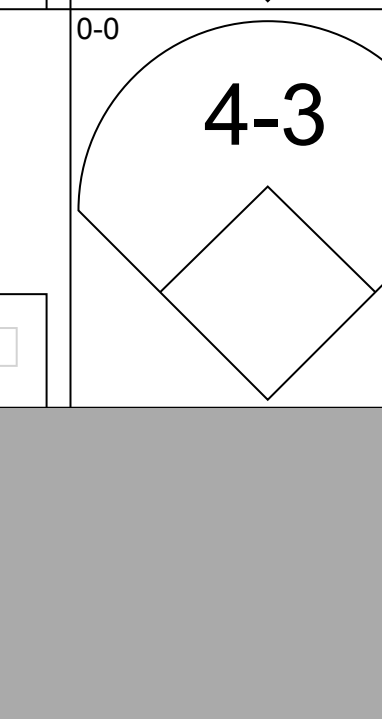
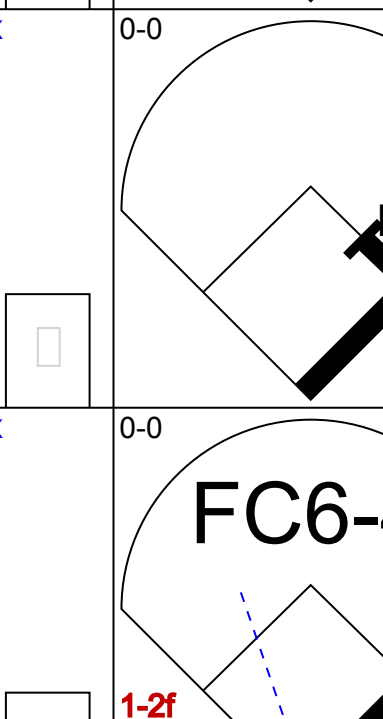
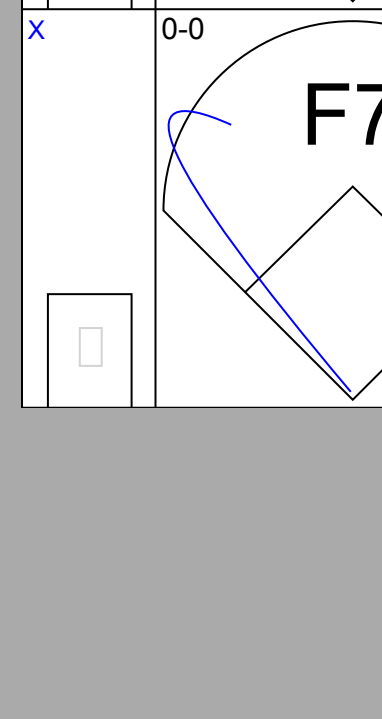
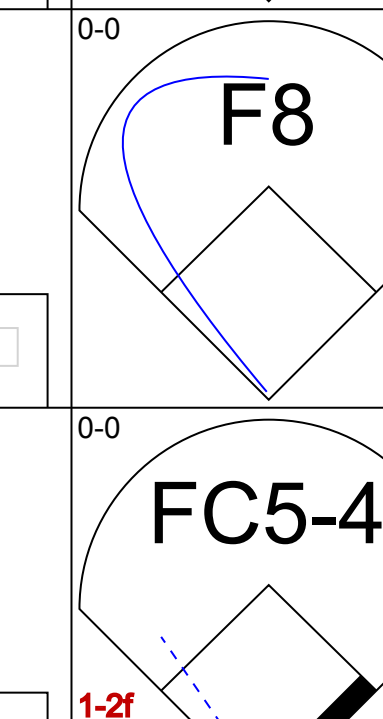
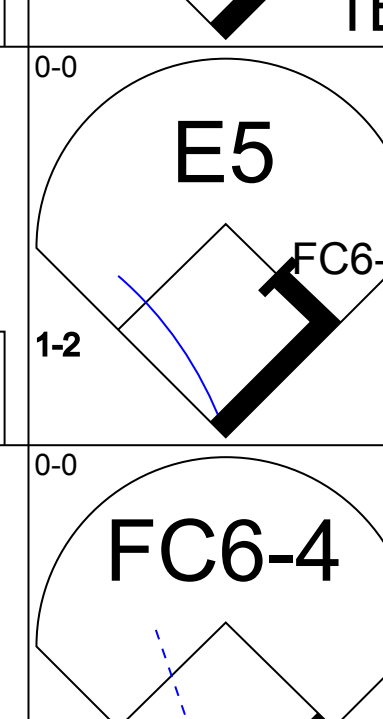
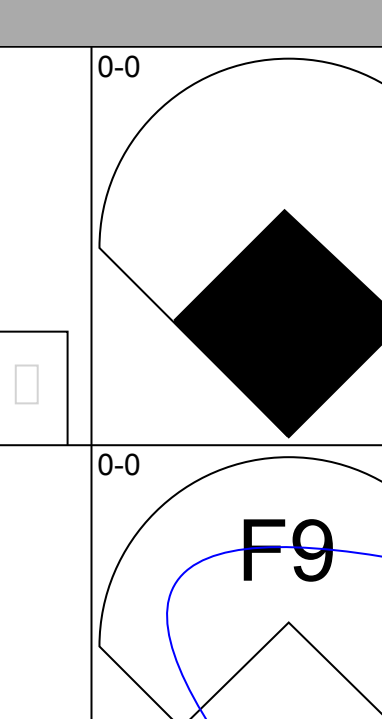
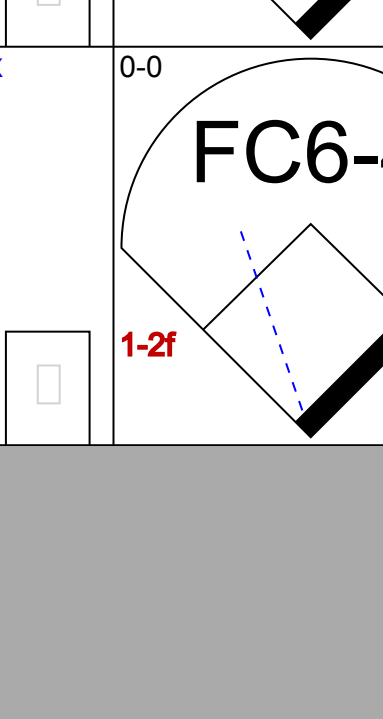
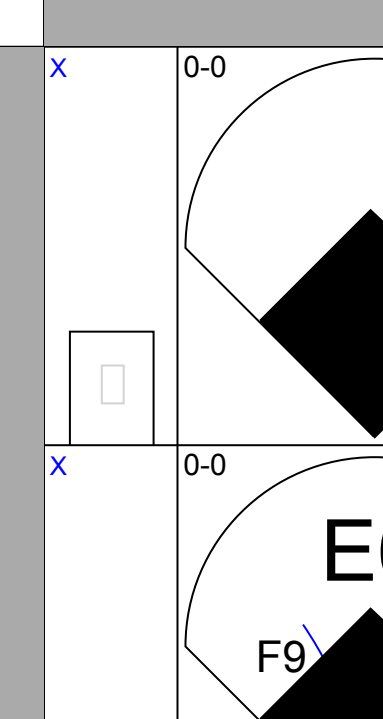
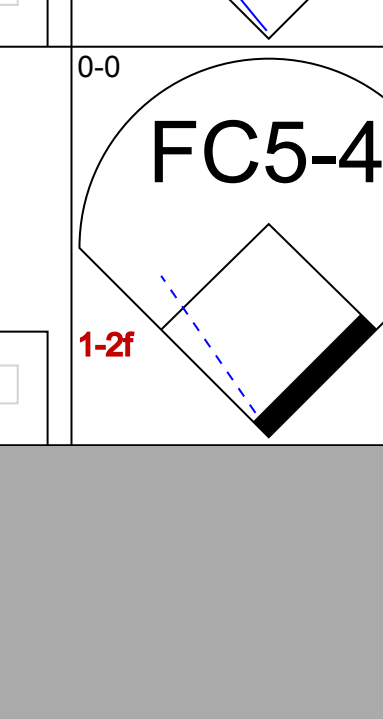
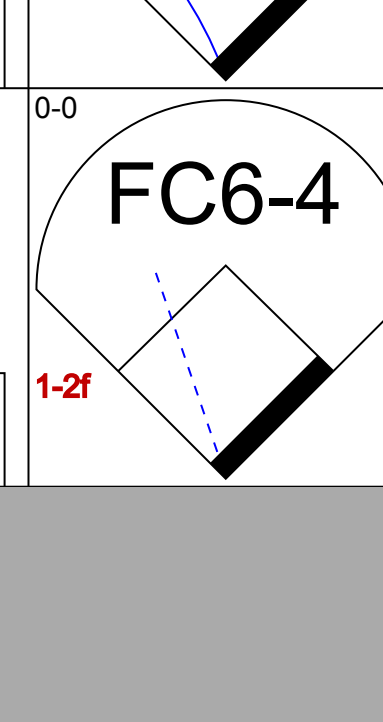
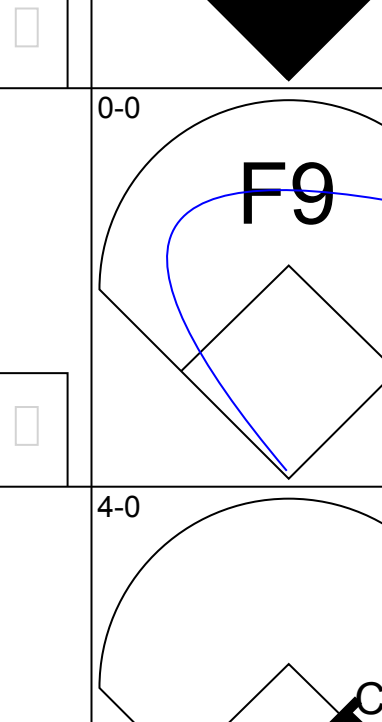
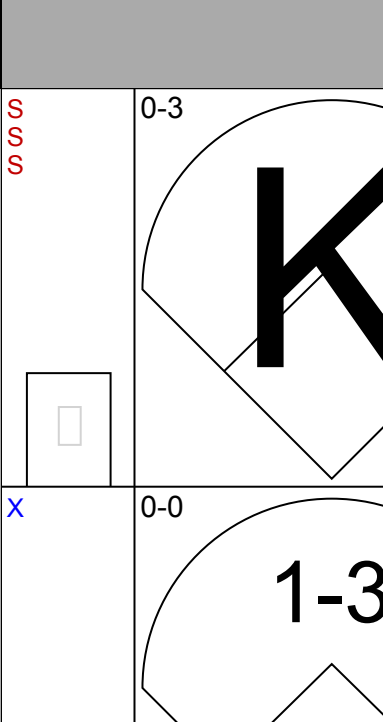
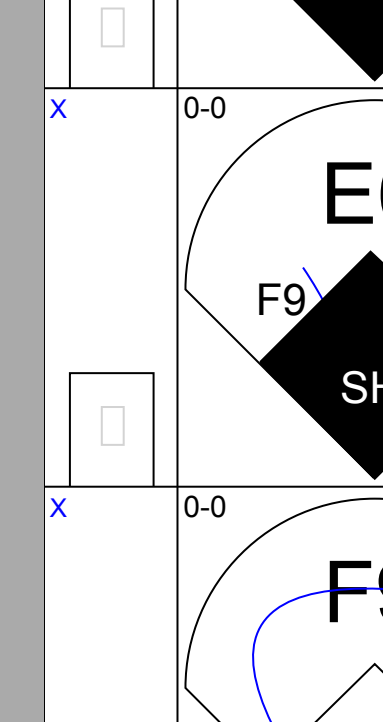
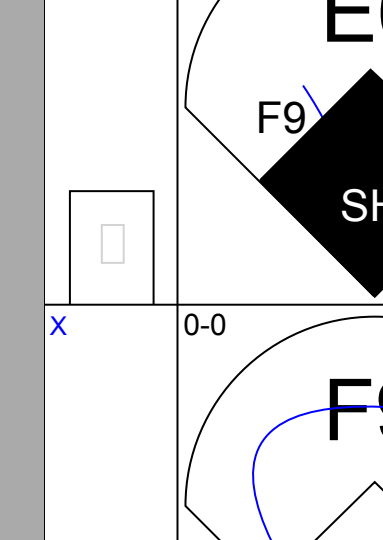
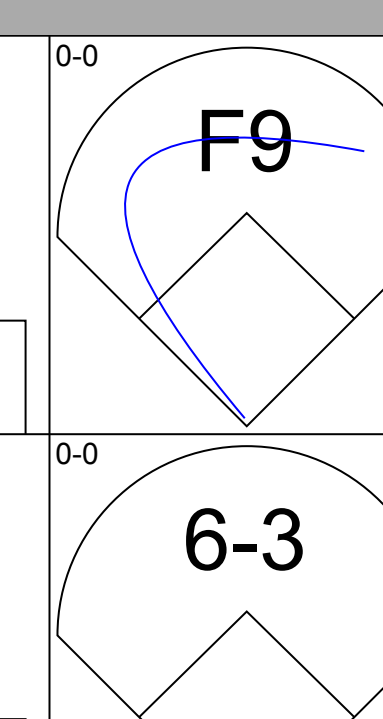
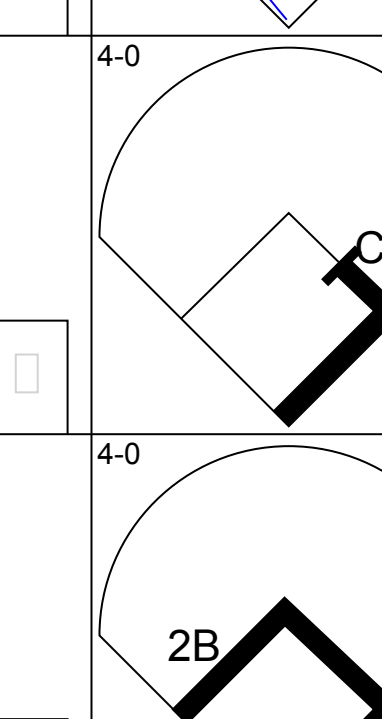
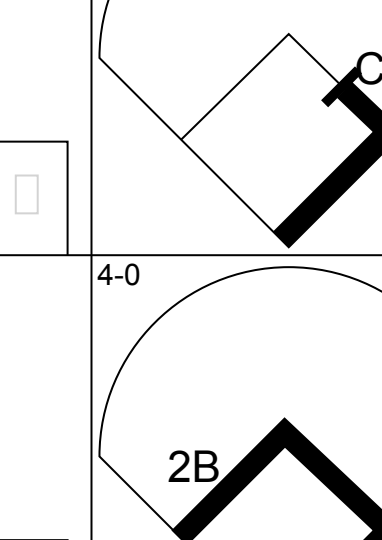
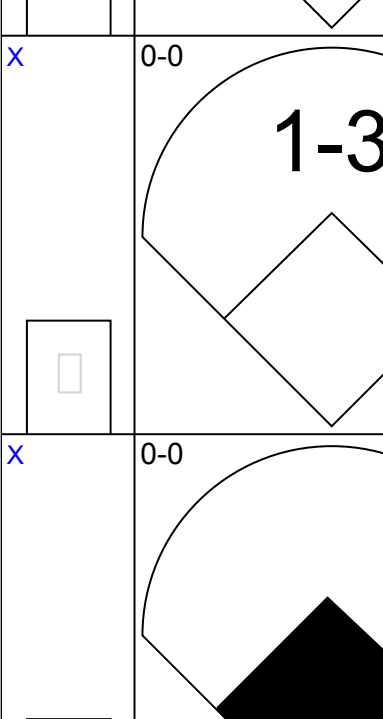
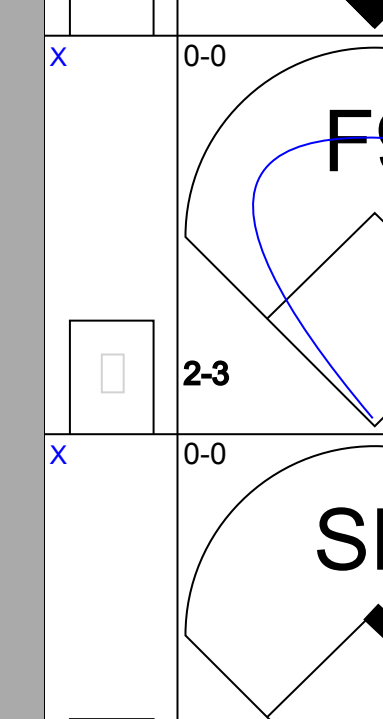
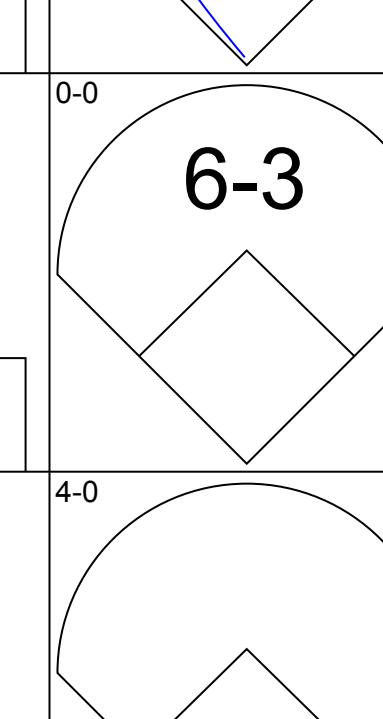
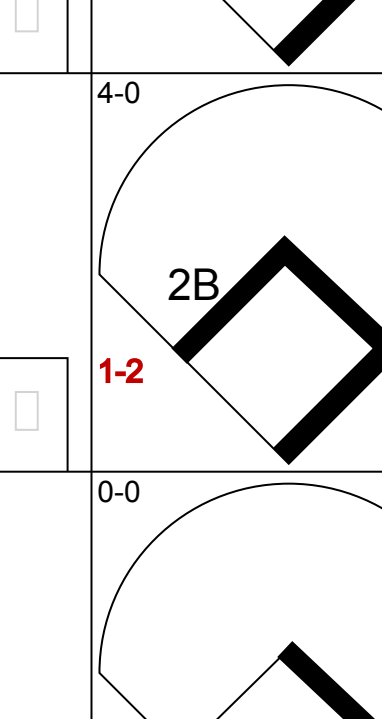
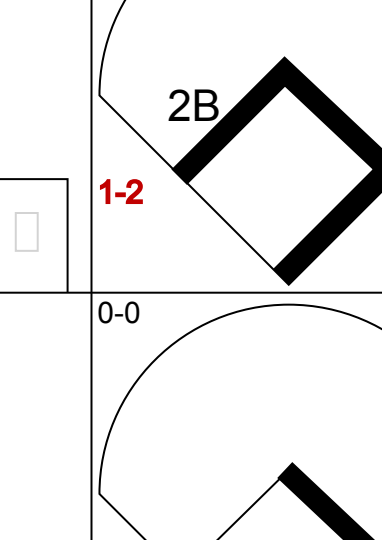
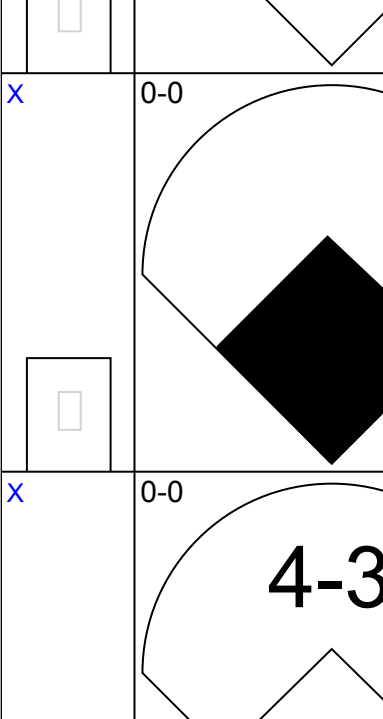
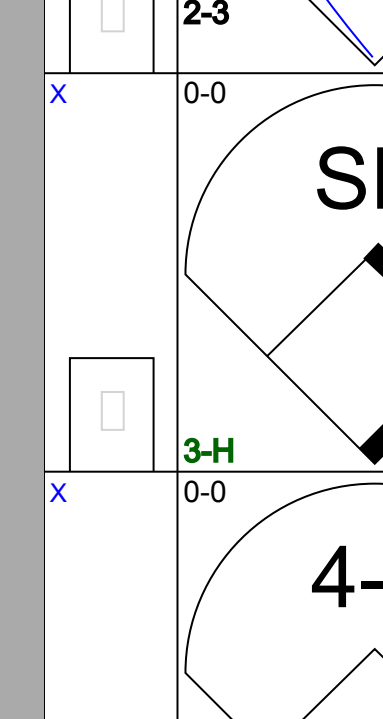
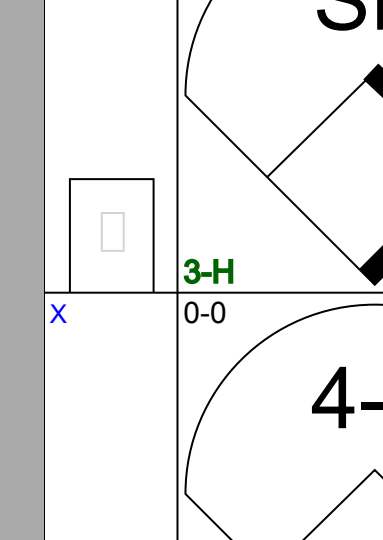
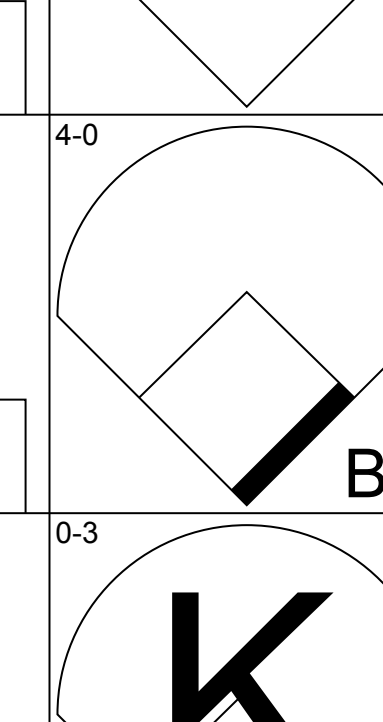
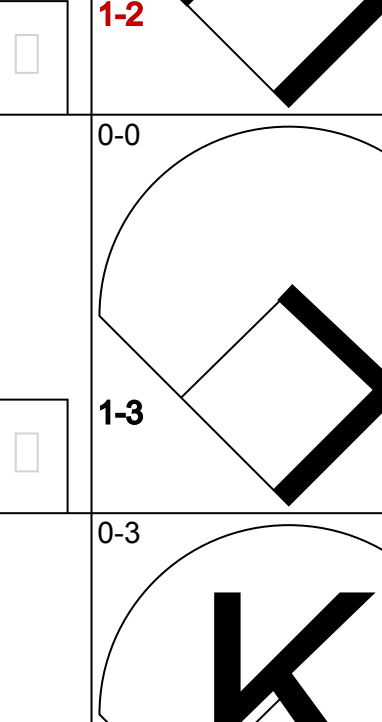
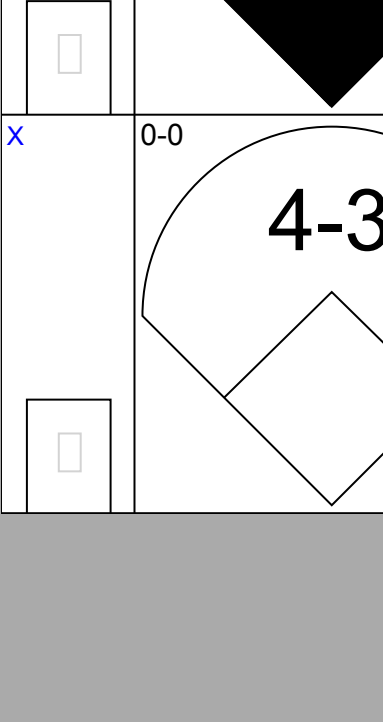
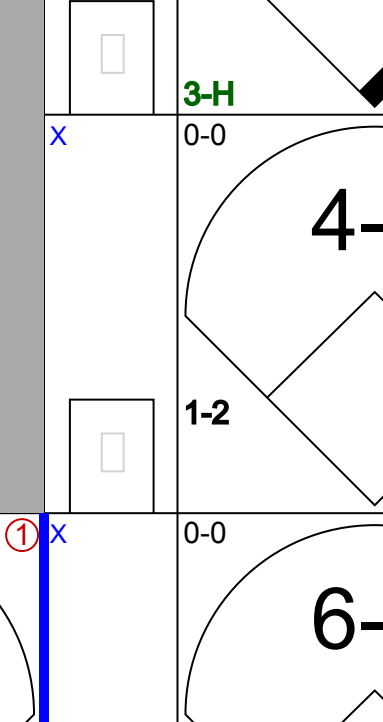
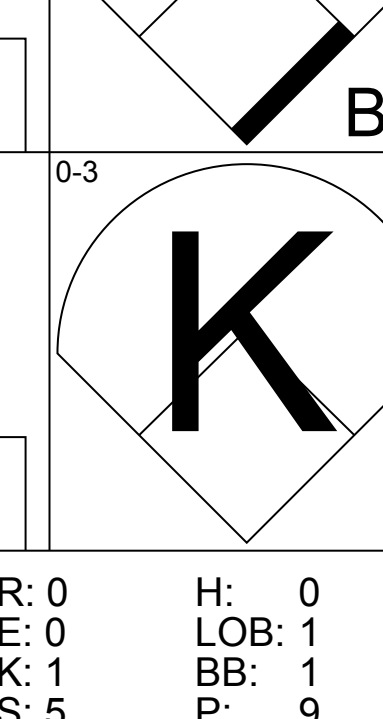
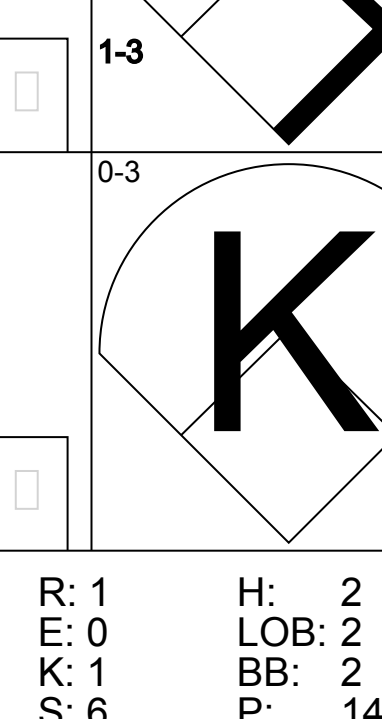
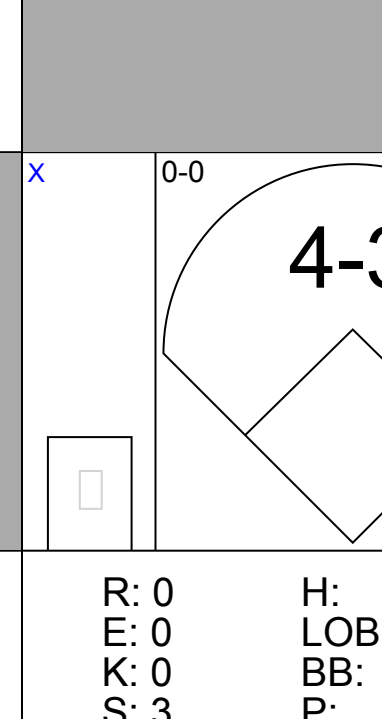



AB	33
R	2
H	6
RBI	2
BB	0
SO	8
LOB	12



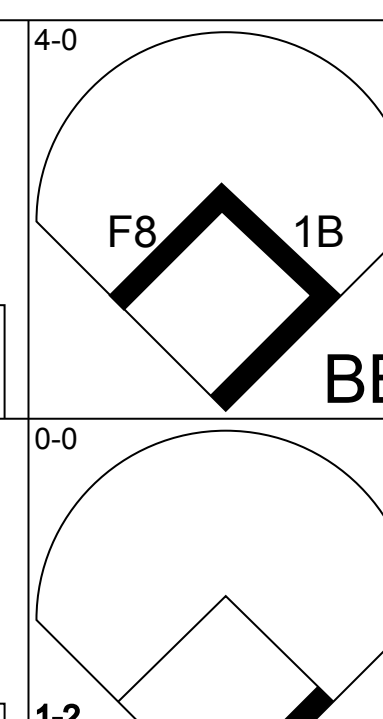
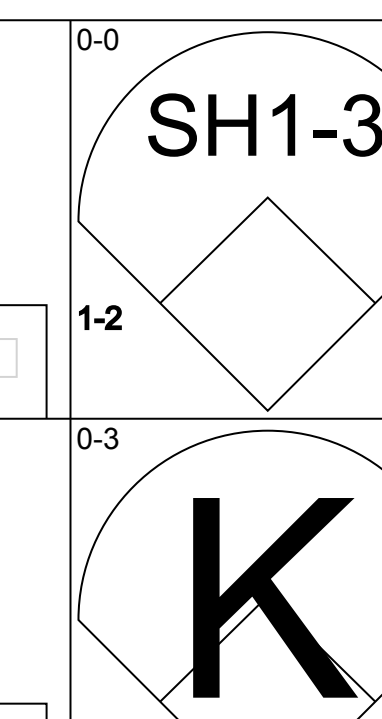
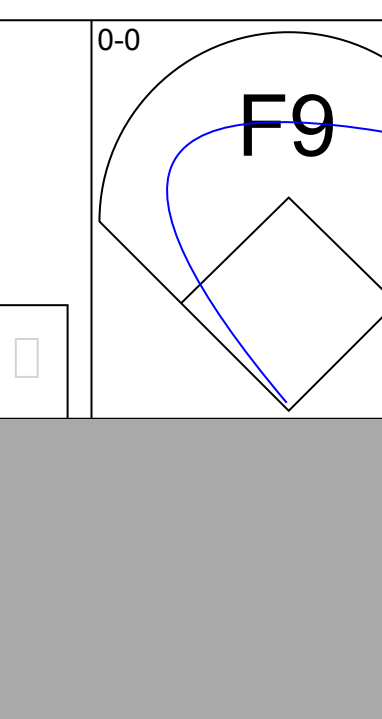
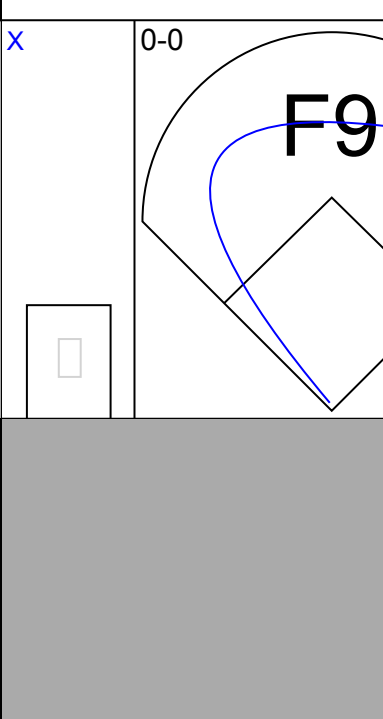

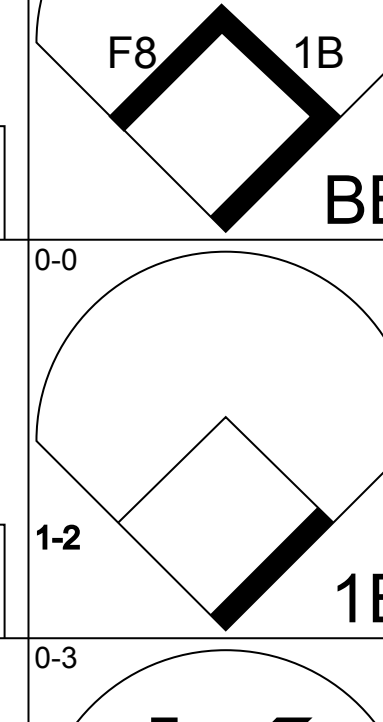
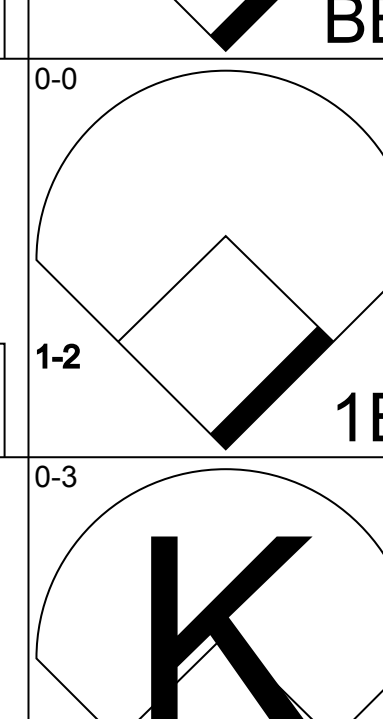
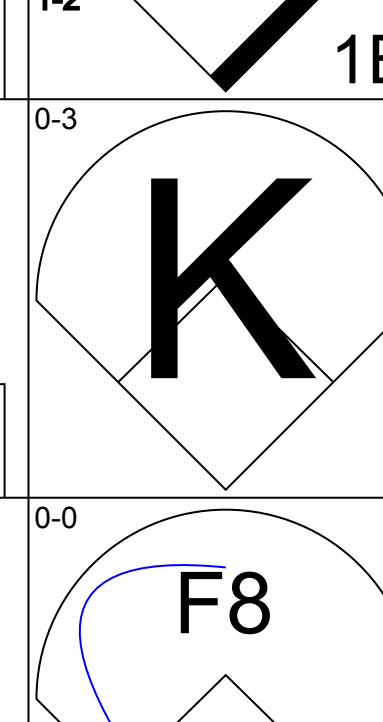
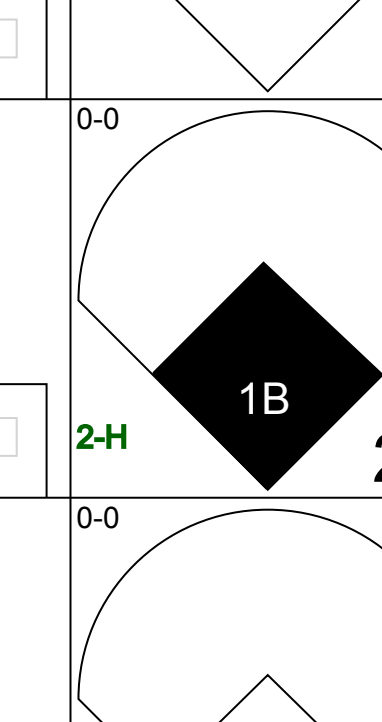
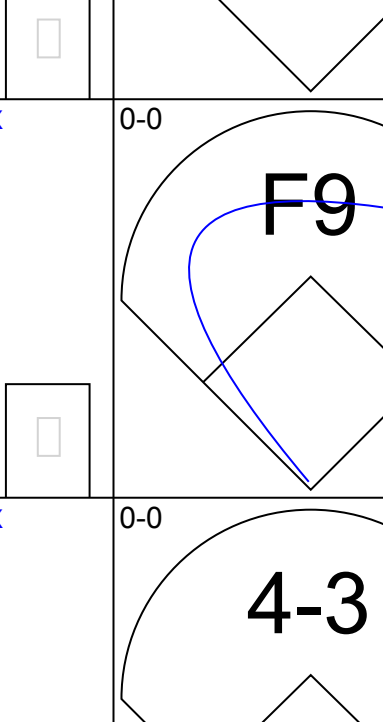
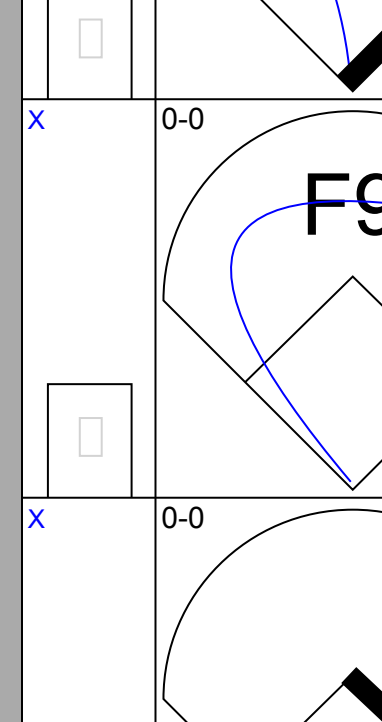
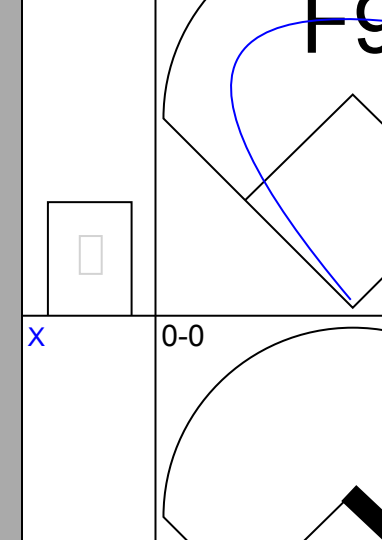
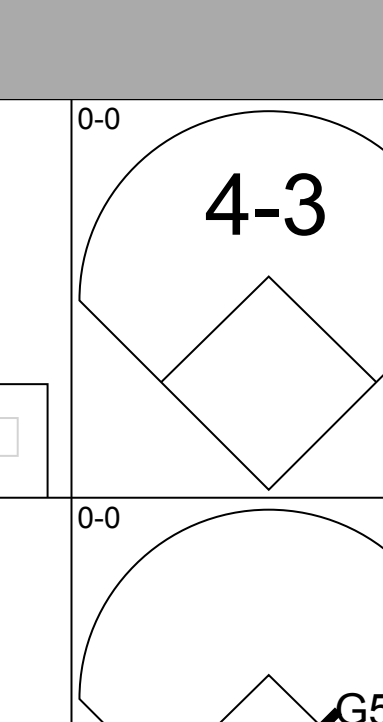
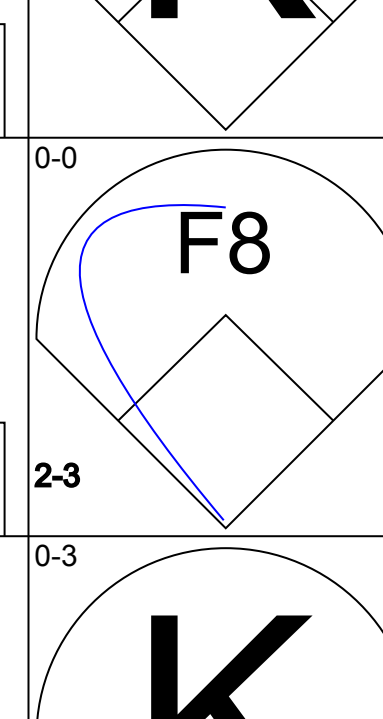
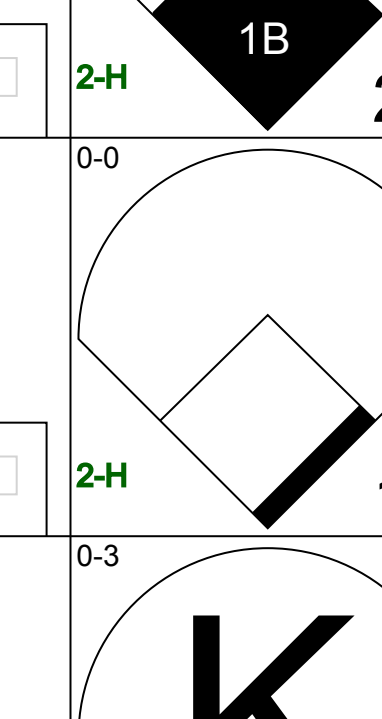
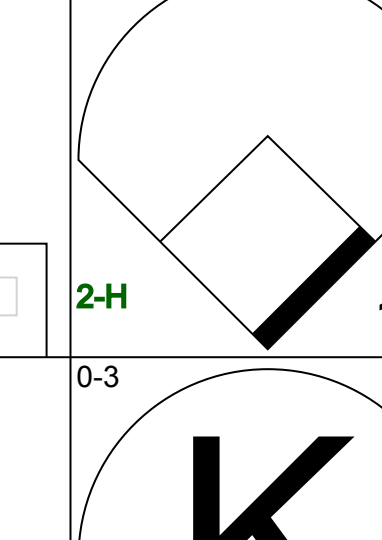
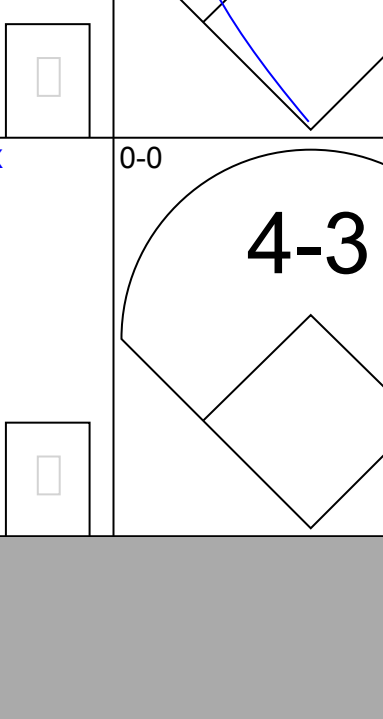
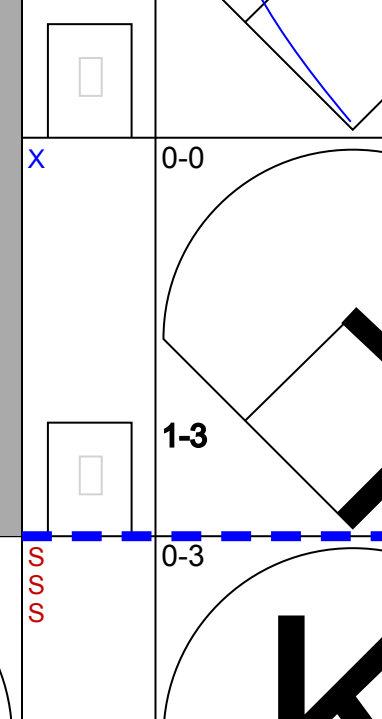
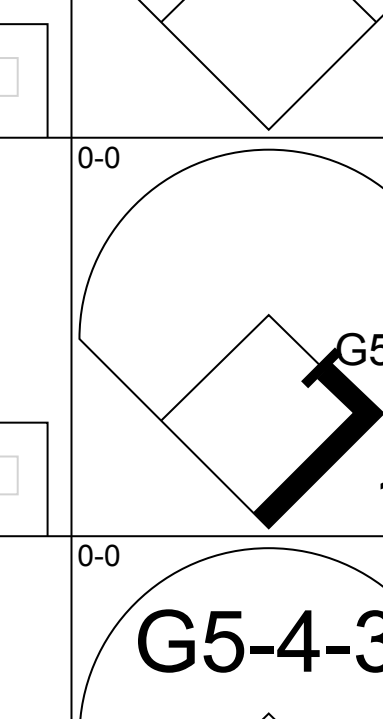
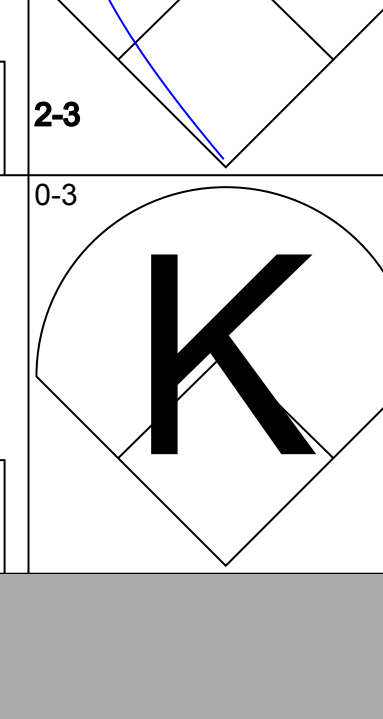

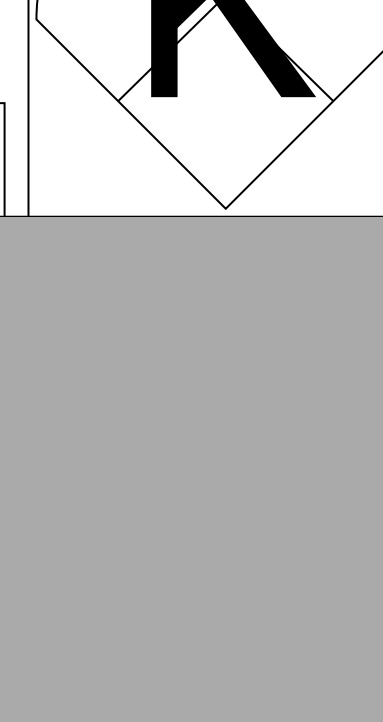
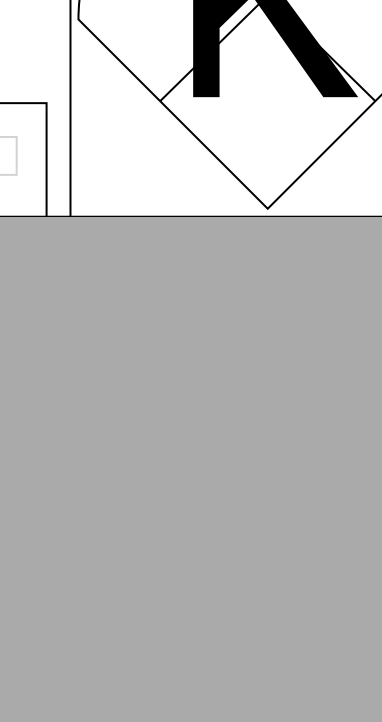
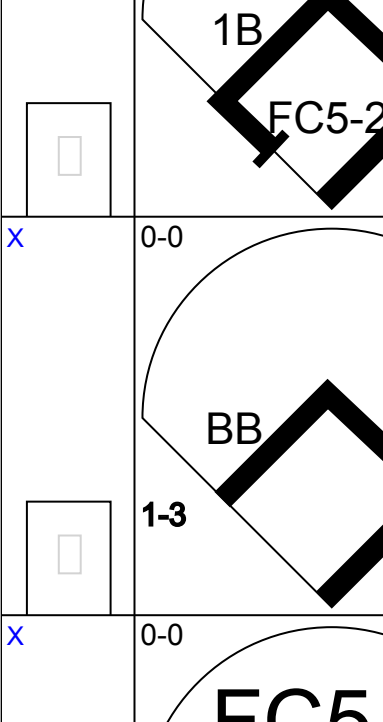
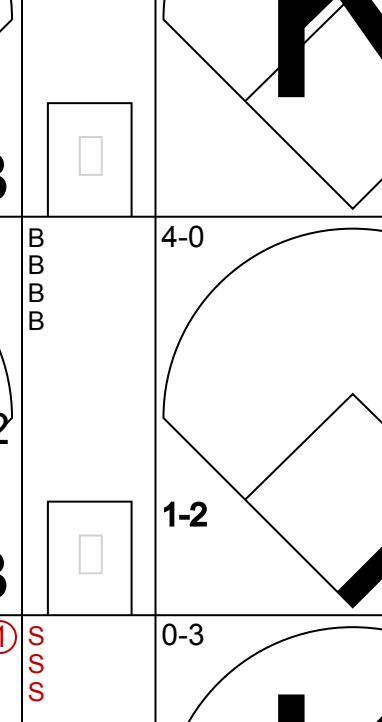
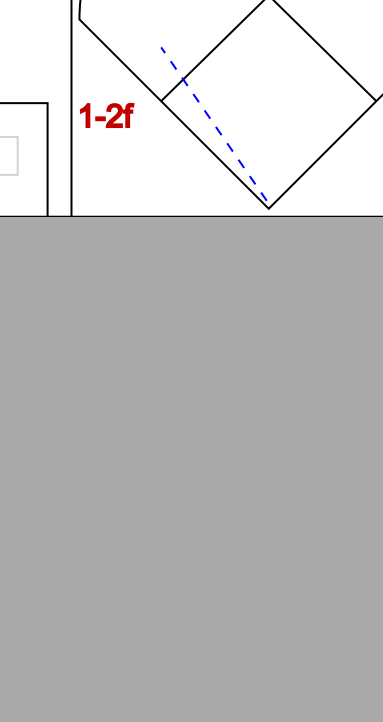
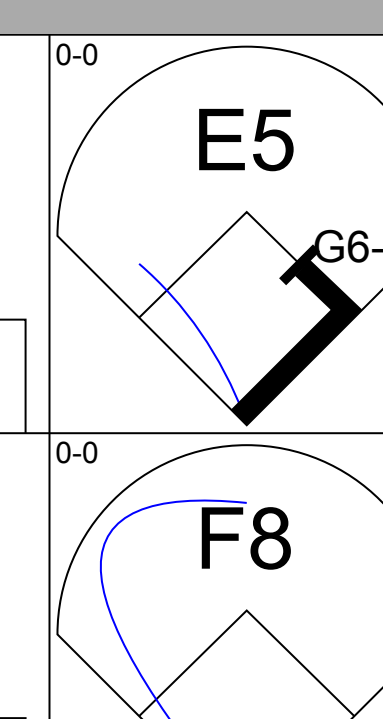
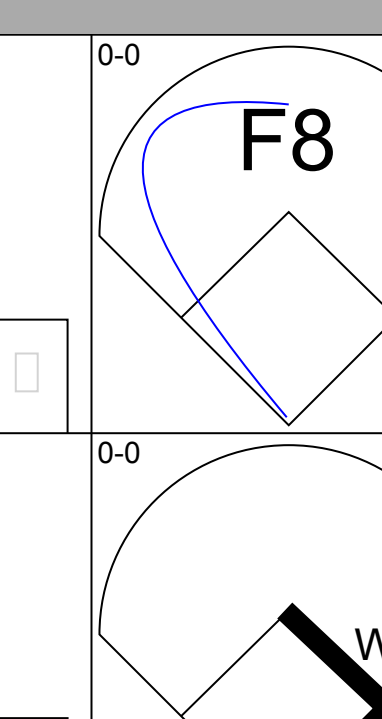
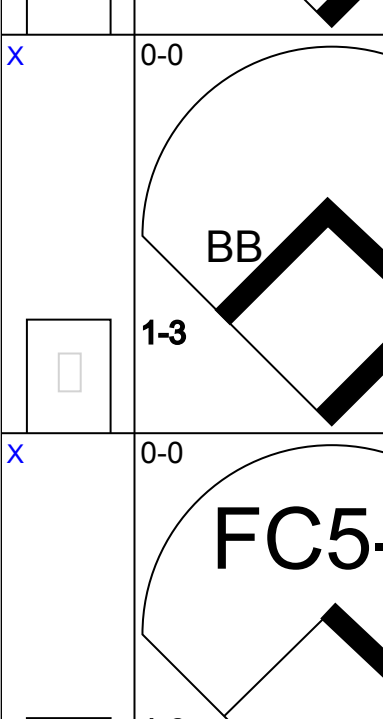
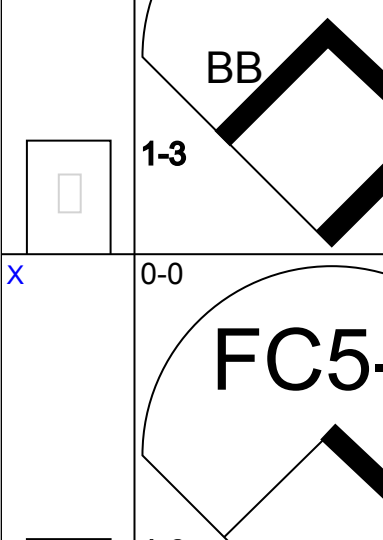
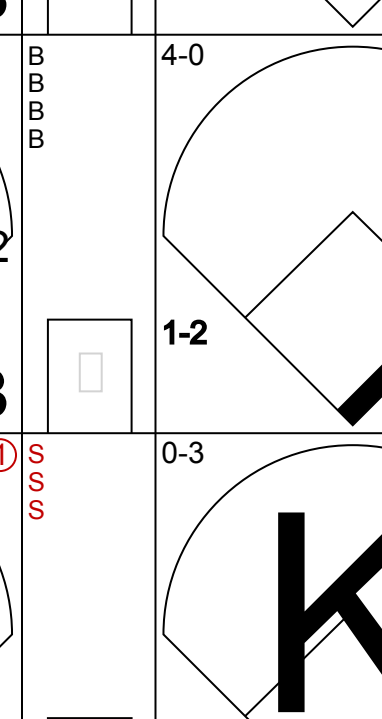
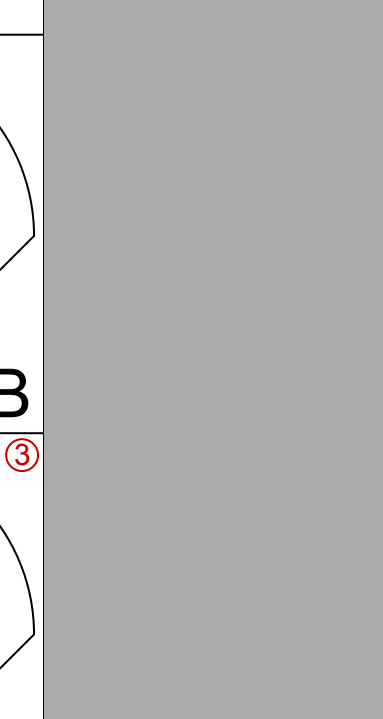
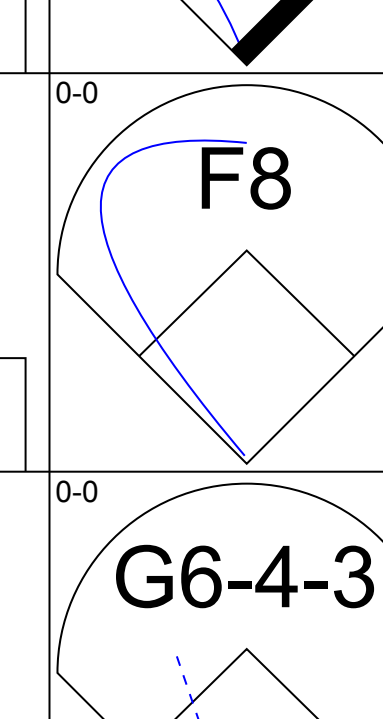
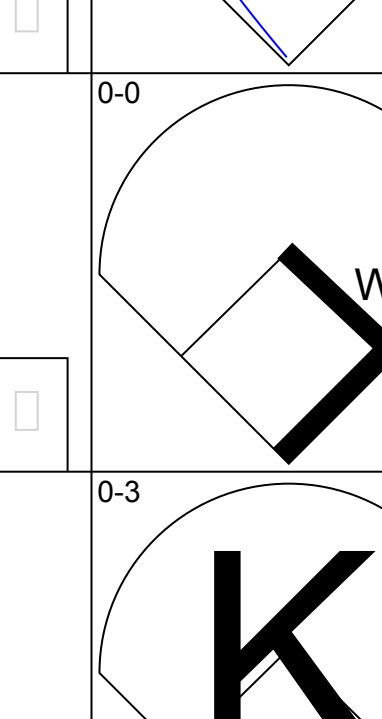
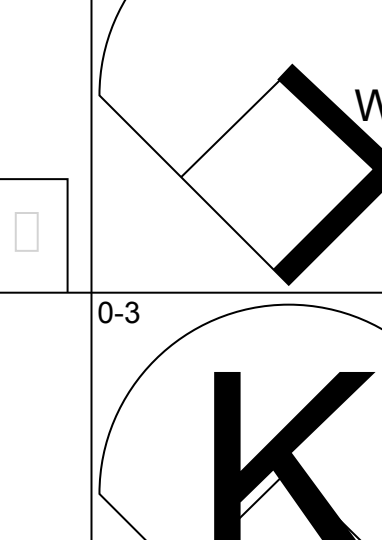
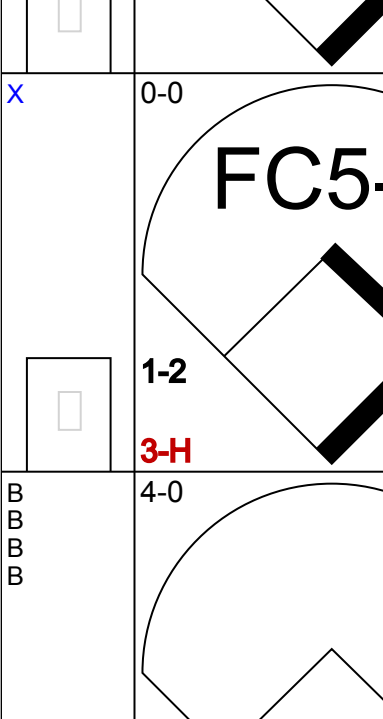
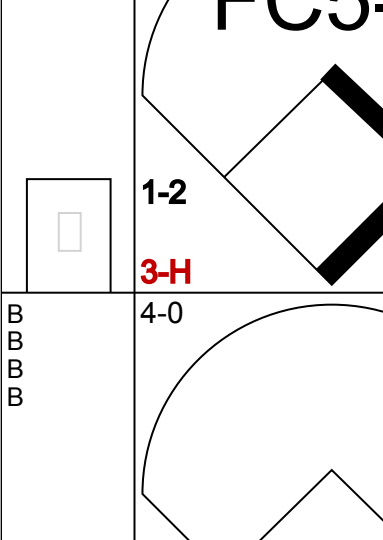
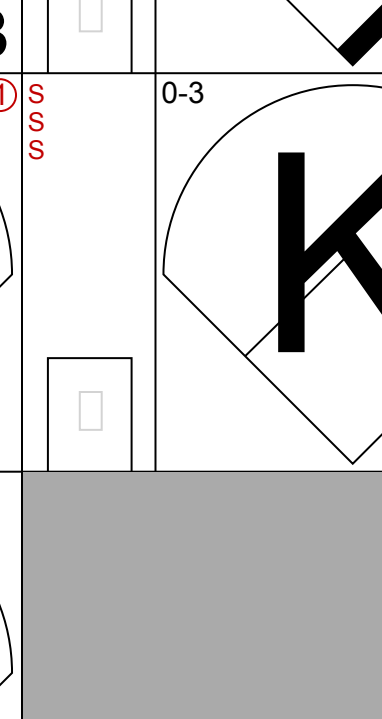
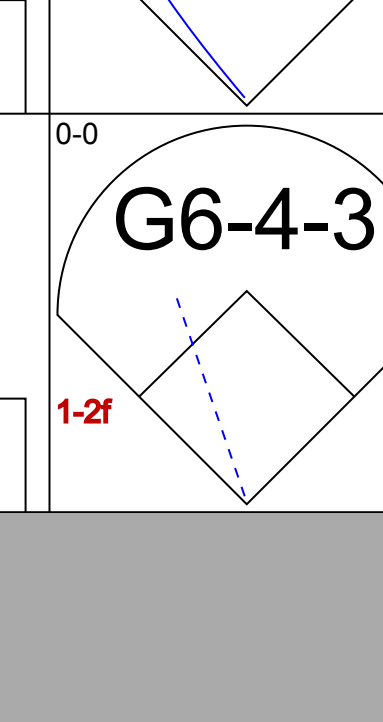
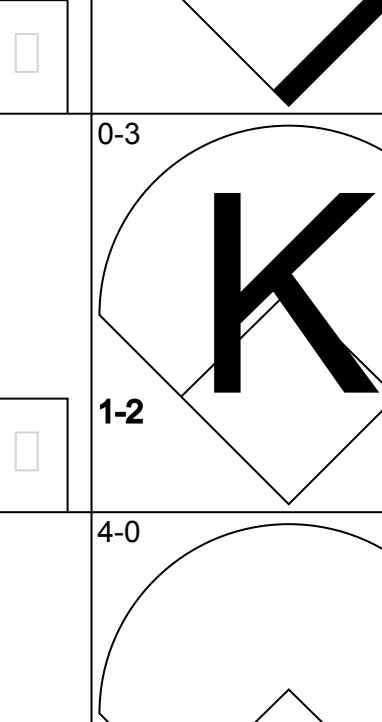
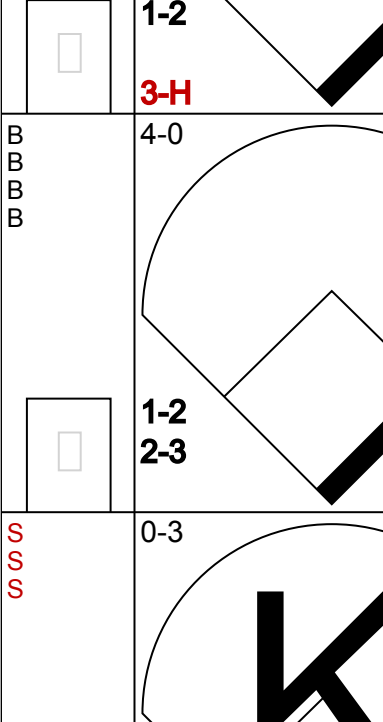
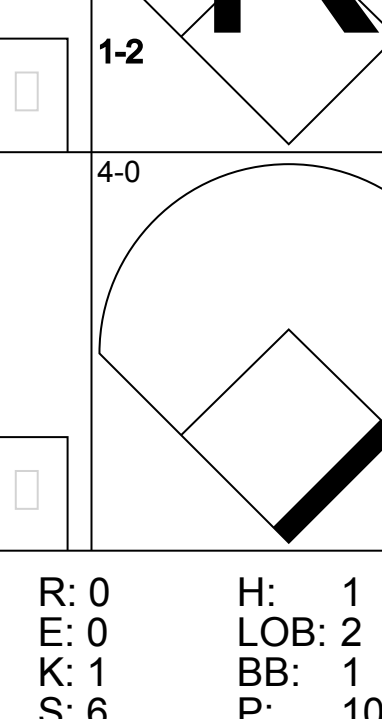

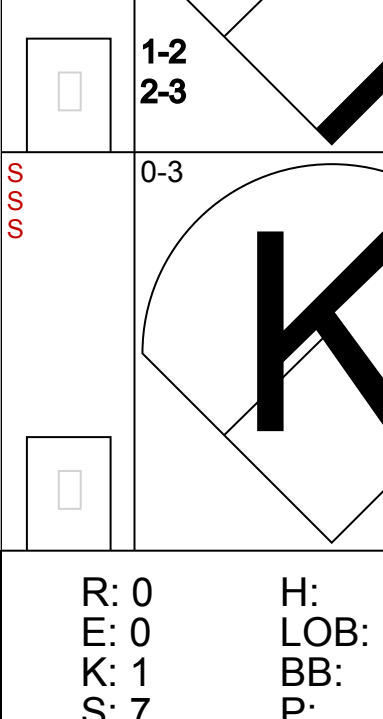
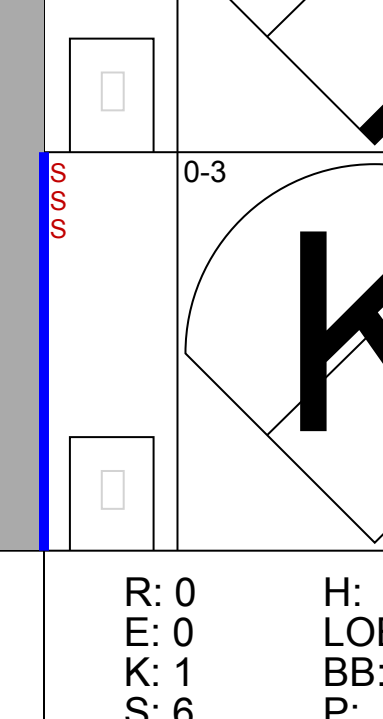
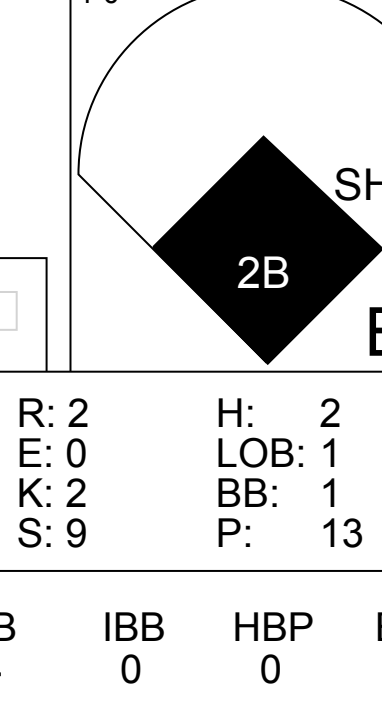
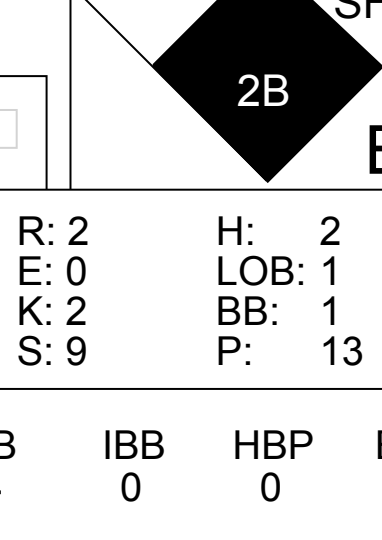
Batter	1	2	3	4	5	6	7	8	9	AB	R	H	RBI	BB	SO	LOB	TOP				
Mike Phillips, L (1, 6) OBP: 0.343, SLG: 0.400	0-0 1B	0-1 CI		0-0 F8			0-0 E4 FC3-6		0-0 4-3	4	0	1	0	0	0	2	New York Mets @ Atlanta Braves Atlanta-Fulton County Stadium, Atlanta, GA Fri Jul 09 1976, 7:05 PM EDT Att: 12,871 - Unknown 				
Felix Milan, R (1, 4) OBP: 0.312, SLG: 0.324	0-0 1B	0-0 F7			0-0 6-3		0-0 FC3-6 1-2			4	0	1	0	0	0	3					
John Milner, L (1, 7) OBP: 0.351, SLG: 0.485	0-0 F5		0-0 4-3		0-0 F8		0-3 K			4	0	0	0	0	1	3					
Dave Kingman, R (1, 9) OBP: 0.285, SLG: 0.524	0-3 K		0-3 K		0-0 F7			0-0 HR		4	1	1	1	0	2	2					
Ed Kranepool, L (1, 3) OBP: 0.335, SLG: 0.395	0-0 1-3		0-0 F6			0-0 1B 2B		0-0 4-3		4	1	1	0	0	0	2					
Ron Hodges, L (1, 2) OBP: 0.384, SLG: 0.400		0-0 6-3		0-0 F7		0-0 G5-4-3 2H 1B		0-0 L3		4	0	1	1	0	0	0					
Wayne Garrett, L (1, 5) OBP: 0.357, SLG: 0.322		0-0 HR		4-0 FC5-6 1B BB		0-3 K		0-3 K		3	1	1	1	1	2	1					
Leon Brown, R (1, 8) OBP: 0.268, SLG: 0.275	0-0 SH3 1B		0-0 SH3 1B		0-0 FC5-6 1-2 1B		0-0 G5-4-3 1-2		0-0 5-3	4	0	2	0	0	0	1					
Craig Swan, R (1, 1) OBP: 0.319, SLG: 0.107		0-0 SH3		0-0 FC5-6			0-0 F8		0-0 F9	1	0	0	0	0	0	2					
Bob Myrick, R (6, 1) OBP: 0.220, SLG: 0.287				1-2 2-3						0	0	0	0	0	0	0					
Mike Vail, R (7, PH) OBP: 0.220, SLG: 0.287										0	0	0	0	0	0	0					
Nino Espinosa, R (7, 1) OBP: 0.323, SLG: 0.300										0	0	0	0	0	0	0					
Bob Apodaca, R (8, PH) OBP: 0.340, SLG: 0.422										0	0	0	0	0	0	0					
Joe Torre, R (9, PH) OBP: 0.340, SLG: 0.422										0	0	0	0	0	0	0					
Inning Stats	R: 0 E: 0 K: 1 S: 7	H: 2 LOB: 2 BB: 0 P: 7	R: 1 E: 1 K: 0 S: 6	H: 2 LOB: 2 BB: 0 P: 6	R: 0 E: 0 K: 1 S: 5	H: 0 LOB: 0 BB: 0 P: 5	R: 0 E: 0 K: 0 S: 4	H: 1 LOB: 2 BB: 1 P: 8	R: 0 E: 0 K: 0 S: 3	H: 0 LOB: 0 BB: 0 P: 3	R: 1 E: 0 K: 1 S: 6	H: 2 LOB: 1 BB: 0 P: 6	R: 0 E: 1 K: 1 S: 6	H: 0 LOB: 1 BB: 0 P: 6	R: 1 E: 0 K: 0 S: 6	H: 1 LOB: 0 BB: 0 P: 6	R: 0 E: 0 K: 0 S: 3	H: 0 LOB: 0 BB: 0 P: 3	1B: 5 2B: 1 3B: 0 HR: 2	SF: 0 SAC: 1 DP: 1 HBP: 0	WP: 0 PA: 37 PB: 0 SB: 0 CS: 0
PITCHER	IP WLS BF H R ER SO BB IBB HBP BLK WP HR S P ERA WHIP																				
Phil Niekro, R (1, 1) ERA: 3.49	8.0 W 34 8 3 3 5 1 0 0 0 0 2 43 47 3.38 1.125																				
Mike Marshall, R (9, 1) ERA: 4.02	1.0 S 3 0 0 0 0 0 0 0 0 0 0 3 3 0.00 0.000																				

Batter	1	2	3	4	5	6	7	8	9	AB	R	H	RBI	BB	SO	LOB	BOTTOM		
Rowland Office, L (1, 8) OBP: 0.366, SLG: 0.387	0-0 6-3			0-0 4-3	0-0 FC6-4 CS			0-0 E4 FC6-4		4	0	0	0	0	0	1	New York Mets @ Atlanta Braves Atlanta-Fulton County Stadium, Atlanta, GA Fri Jul 09 1976, 7:05 PM EDT Att: 12,871 - Unknown 		
Rod Gilbreath, R (1, 4) OBP: 0.370, SLG: 0.430	0-0 F4			4-0 E BB	0-0 CS	0-0 4-3		0-0 FC6-4 1B		3	2	0	0	1	0	1			
Tom Paciorek, R (1, 7) OBP: 0.383, SLG: 0.452	0-0 F9			0-0 E5 E S	0-0 FC6-4 1B			0-0 1B 1B		4	2	2	0	0	0	1			
Willie Montanez, L (1, 3) OBP: 0.354, SLG: 0.435		0-3 K		0-3 K	0-3 FC6-4 1-2			0-0 1B 1B		4	0	1	1	0	2	2			
Ken Henderson, S (1, 9) OBP: 0.361, SLG: 0.399		0-3 K		4-0 E BB		0-0 G3		0-0 1B 1B		3	0	1	1	1	1	1			
Darrel Chaney, S (1, 6) OBP: 0.337, SLG: 0.351		0-3 K		0-0 F3	1-3 3-H		0-0 F8		0-0 1-3 2-H 1B	4	0	0	0	0	1	3			
Jerry Royster, R (1, 5) OBP: 0.304, SLG: 0.305			0-0 4-3		0-0 1B 1B		0-3 K			3	1	1	0	0	1	0			
Biff Pocoroba, S (1, 2) OBP: 0.295, SLG: 0.269			0-3 K		0-0 FC6-4 1H 1B		0-0 F3			3	0	1	1	0	1	0			
Phil Niekro, R (1, 1) OBP: 0.160, SLG: 0.180			0-0 F7		0-0 F5			0-0 F8		2	0	0	0	0	0	1			
Dave May, L (8, PH) ERA: 2.61										1	0	0	0	0	0	0			
Mike Marshall, R (9, 1) OBP: 0.417, SLG: 0.143										0	0	0	0	0	0	0			
Inning Stats	R: 0 E: 0 K: 0 S: 3	H: 0 LOB: 0 BB: 0 P: 3	R: 0 E: 0 K: 3 S: 9	H: 0 LOB: 0 BB: 0 P: 9	R: 0 E: 0 K: 1 S: 5	H: 0 LOB: 0 BB: 0 P: 5	R: 2 E: 2 K: 1 S: 6	H: 0 LOB: 1 BB: 2 P: 14	R: 1 E: 0 K: 0 S: 4	H: 2 LOB: 0 BB: 0 P: 4	R: 0 E: 0 K: 0 S: 4	H: 1 LOB: 1 BB: 0 P: 4	R: 0 E: 0 K: 1 S: 5	H: 0 LOB: 0 BB: 0 P: 5	R: 2 E: 1 K: 0 S: 7	H: 3 LOB: 2 BB: 0 P: 7	1B: 6 2B: 0 3B: 0 HR: 0	SF: 0 SAC: 0 DP: 0 HBP: 0	WP: 0 PA: 34 PB: 0 SB: 1 CS: 1
PITCHER	IP WLS BF H R ER SO BB IBB HBP BLK WP HR S P ERA WHIP																		
Craig Swan, R (1, 1) ERA: 3.42	5.0 2 3 1 5 2 0 0 0 0 0 0 4 4 0.00 1.000																		
Bob Myrick, L (6, 1) ERA: 2.61	1.0 4 1 0 0 0 0 0 0 0 0 0 4 4 0.00 1.000																		
Nino Espinosa, R (7, 1) ERA: 2.61	1.2 L 8 2 2 0 1 0 0 0 0 0 0 10 10 0.00 1.200																		
Bob Apodaca, R (8, 1) ERA: 2.88	0.1 2 1 0 0 0 0 0 0 0 0 0 2 2 0.00 3.000																		

Batter	1	2	3	4	5	6	7	8	9	AB	R	H	RBI	BB	SO	LOB	TOP																					
Bruce Boisclair, L (1, 8) OBP: 0.359, SLG: 0.361										4	0	0	0	1	1	0	New York Mets @ Atlanta Braves Atlanta-Fulton County Stadium, Atlanta, GA Sat Jul 10 1976, 7:05 PM EDT Att: 26,268 - Unknown																					
Felix Milten, R (1, 4) OBP: 0.310, SLG: 0.322										5	0	1	0	0	0	1																						
John Milner, L (1, 7) OBP: 0.352, SLG: 0.483										5	0	2	0	0	0	2																						
Dave Kingman, R (1, 9) OBP: 0.286, SLG: 0.540										5	2	2	2	0	0	3																						
Ed Kranepool, L (1, 3) OBP: 0.330, SLG: 0.389										4	1	0	0	0	1	2																						
Wayne Garrett, L (1, 5) OBP: 0.355, SLG: 0.318										3	0	0	0	1	0	1																						
Ron Hodges, L (1, 2) OBP: 0.392, SLG: 0.437										2	1	1	2	1	0	0																						
Bud Harrelson, S (1, 6) OBP: 0.370, SLG: 0.307										3	0	1	0	1	0	1																						
Mickey Lolich, S (1, 1) OBP: 0.219, SLG: 0.167										3	0	0	0	0	2	3																						
Skip Lockwood, R (7, 1) OBP: 0.455, SLG: 0.500										1	0	0	0	0	0	1																						
Inning Stats	R: 0 E: 1 K: 1 S: 7	H: 1 LOB: 2 BB: 0 P: 7	R: 0 E: 0 K: 1 S: 5	H: 0 LOB: 1 BB: 1 P: 9	R: 0 E: 0 K: 0 S: 3	H: 0 LOB: 0 BB: 0 P: 3	R: 1 E: 0 K: 1 S: 6	H: 2 LOB: 2 BB: 2 P: 14	R: 0 E: 0 K: 0 S: 4	H: 1 LOB: 1 BB: 0 P: 4	R: 1 E: 0 K: 1 S: 6	H: 1 LOB: 0 BB: 0 P: 6	R: 0 E: 0 K: 0 S: 3	H: 0 LOB: 1 BB: 1 P: 7	R: 2 E: 2 K: 0 S: 6	H: 1 LOB: 1 BB: 0 P: 6	R: 0 E: 0 K: 0 S: 4	H: 1 LOB: 1 BB: 0 P: 4	1B: 3 2B: 1 3B: 0 HR: 3	SF: 0 SAC: 1 DP: 0 HBP: 0	WP: 0 PB: 0 CS: 1	PA: 40																
PITCHER	IP	WLS	BF	H	R	ER	SO	BB	IBB	HBP	BLK	WP	HR	S	P	ERA	WHIP	PITCHER				IP	WLS	BF	H	R	ER	SO	BB	IBB	HBP	BLK	WP	HR	S	P	ERA	WHIP
Andy Messersmith, R (1, 1) ERA: 2.43	8.0	L	36	6	4	3	4	4	0	0	0	0	3	40	56	3.38	1.250																					
Mike Marshall, R (9, 1) ERA: 3.97	1.0		4	1	0	0	0	0	0	0	0	0	0	4	4	0.00	1.000																					

AB	35
R	4
H	7
RBI	4
BB	4
SO	4
LOB	14



Batter	1	2	3	4	5	6	7	8	9	AB	R	H	RBI	BB	SO	LOB	BOTTOM																					
Jerry Royster, R (1, 5) OBP: 0.305, SLG: 0.303										2	0	0	0	1	0	5	New York Mets @ Atlanta Braves Atlanta-Fulton County Stadium, Atlanta, GA Sat Jul 10 1976, 7:05 PM EDT Att: 26,268 - Unknown																					
Rowland Office, L (8, PH) OBP: 0.365, SLG: 0.386										1	0	0	0	0	0	1																						
Mike Marshall, R (9, 1) OBP: 0.417, SLG: 0.143										0	0	0	0	0	0	0																						
Rod Gilbreath, R (1, 4) OBP: 0.394, SLG: 0.421										5	0	1	0	0	1	2																						
Jimmy Wynn, R (1, 8) OBP: 0.406, SLG: 0.422										5	1	1	1	0	1	3																						
Willie Montanez, L (1, 3) OBP: 0.357, SLG: 0.437										5	0	3	1	0	0	2																						
Tom Paciorek, R (1, 7) OBP: 0.377, SLG: 0.442										5	0	1	0	0	3	6																						
Ken Henderson, S (1, 9) OBP: 0.383, SLG: 0.398										3	0	1	0	1	0	0																						
Darrel Chaney, S (1, 6) OBP: 0.336, SLG: 0.349										4	0	1	0	0	1	6																						
Biff Pocoroba, S (1, 2) OBP: 0.301, SLG: 0.270										3	0	1	0	1	1	2																						
Andy Messersmith, R (1, 1) OBP: 0.284, SLG: 0.204										1	1	0	0	2	1	3																						
Dave May, L (8, PH) OBP: 0.258, SLG: 0.292										1	0	0	0	0	1	1																						
Rob Bellor, R (9, 5) OBP: 0.455, SLG: 0.556										0	0	0	0	0	0	0																						
Inning Stats	R: 0 E: 0 K: 2 S: 8	H: 1 LOB: 2 BB: 1 P: 12	R: 0 E: 1 K: 0 S: 3	H: 0 LOB: 0 BB: 0 P: 3	R: 2 E: 0 K: 2 S: 9	H: 2 LOB: 1 BB: 1 P: 13	R: 0 E: 0 K: 1 S: 6	H: 1 LOB: 2 BB: 1 P: 10	R: 0 E: 0 K: 0 S: 3	H: 0 LOB: 0 BB: 0 P: 3	R: 0 E: 0 K: 1 S: 7	H: 2 LOB: 3 BB: 1 P: 11	R: 0 E: 1 K: 2 S: 9	H: 1 LOB: 3 BB: 1 P: 13	R: 0 E: 0 K: 1 S: 6	H: 1 LOB: 1 BB: 0 P: 6	R: 0 E: 0 K: 0 S: 3	H: 1 LOB: 0 BB: 0 P: 3	1B: 8 2B: 1 3B: 0 HR: 0	SF: 0 SAC: 1 DP: 2 HBP: 0	WP: 1 PB: 0 CS: 0	PA: 41																
PITCHER	IP	WLS	BF	H	R	ER	SO	BB	IBB	HBP	BLK	WP	HR	S	P	ERA	WHIP	PITCHER				IP	WLS	BF	H	R	ER	SO	BB	IBB	HBP	BLK	WP	HR	S	P	ERA	WHIP
Mickey Lolich, L (1, 1) ERA: 2.92	6.1		31	7	2	2	6	4	0	0	0	0	0	0	0	2.84	1.737																					
Skip Lockwood, R (7, 1) ERA: 2.15	2.2	W	10	2	0	0	3	1	0	0	0	0	0	15	19	0.00	1.125																					

AB	35
R	2
H	9
RBI	2
BB	5
SO	9
LOB	31



Batter	1	2	3	4	5	6	7	8	9	AB	R	H	RBI	BB	SO	LOB	TOP			
Enos Cabell, R OBP: 0.332, SLG: 0.362 (1, 5)	0-3 K		0-3 K			0-0 6-3		0-0 6-3		4	0	0	0	0	2	0				
Rob Andrews, R OBP: 0.331, SLG: 0.331 (1, 4)	0-0 4-3			0-0 F6		0-0 F9		0-0 5-3		4	0	0	0	0	0	0				
Cesar Cedeno, R OBP: 0.352, SLG: 0.500 (1, 8)	0-0 1B			0-0 F3		0-0 PB 3B		0-0 F8		4	1	2	0	0	0	0				
Bob Watson, R OBP: 0.361, SLG: 0.416 (1, 3)	0-0 F5			0-0 1B		4-0 BB		0-0 6-3		3	0	1	0	1	0	1				
Leon Roberts, R OBP: 0.395, SLG: 0.541 (1, 9)		0-3 K		0-0 1B		0-0 6-3		0-0 1-3		4	0	1	0	0	1	1				
Cliff Johnson, R OBP: 0.360, SLG: 0.385 (1, 7)		0-3 K		0-0 F6			0-3 K		0-0 F3	4	0	0	0	0	2	2				
Ed Herrmann, L OBP: 0.271, SLG: 0.307 (1, 2)		0-0 L9			0-0 F9		0-3 K			3	0	0	0	0	1	0				
Roger Metzger, S OBP: 0.325, SLG: 0.317 (1, 6)			0-0 F4		0-3 K		0-0 1B			3	0	1	0	0	1	0				
J.R. Richard, R OBP: 0.105, SLG: 0.125 (1, 1)			0-3 K		0-3 K		0-0 6-3			3	0	0	0	0	2	1				
Inning Stats	R: 0 E: 0 K: 1 S: 6	H: 1 LOB: 1 BB: 0 P: 6	R: 0 E: 0 K: 2 S: 7	H: 0 LOB: 0 BB: 0 P: 7	R: 0 E: 0 K: 2 S: 5	H: 2 LOB: 2 BB: 0 P: 5	R: 0 E: 0 K: 0 S: 7	H: 0 LOB: 0 BB: 0 P: 7	R: 1 E: 0 K: 0 S: 4	H: 1 LOB: 1 BB: 1 P: 8	R: 0 E: 0 K: 2 S: 8	H: 1 LOB: 1 BB: 0 P: 8	R: 0 E: 0 K: 0 S: 3	H: 0 LOB: 0 BB: 0 P: 3	R: 0 E: 0 K: 0 S: 3	H: 0 LOB: 0 BB: 0 P: 3	1B: 4 2B: 0 3B: 1 HR: 0	SF: 0 SAC: 0 DP: 0 HBP: 0	WP: 0 PB: 1 SB: 0 CS: 0	PA: 33
PITCHER Jerry Kosman, L ERA: 3.7 (1, 1)	IP: 9.0 WLS: W BF: 33 H: 5 R: 1 ER: 0 SO: 9 BB: 1 IBB: 0 HBP: 0 BLK: 0 WP: 0 HR: 0 S: 50 P: 54 ERA: 0.00 WHIP: 0.667															PITCHER	IP: 9.0 WLS: W BF: 33 H: 5 R: 1 ER: 0 SO: 9 BB: 1 IBB: 0 HBP: 0 BLK: 0 WP: 0 HR: 0 S: 50 P: 54 ERA: 0.00 WHIP: 0.667			

Houston Astros @ New York Mets
Shea Stadium, Flushing, NY
Thu Jul 15 1976, 7:05 PM EDT
Att: 20,295 - Unknown

AB 32
R 1
H 5
RBI 0
BB 1
SO 9
LOB 5



Batter	1	2	3	4	5	6	7	8	9	AB	R	H	RBI	BB	SO	LOB	BOTTOM			
Wayne Garrett, L OBP: 0.361, SLG: 0.316 (1, 5)	4-0 G4-6-3 BB		4-0 FC3-6 BB		0-0 6-3		4-0 1B 1B BB			1	1	0	0	3	0	0				
Felix Milan, R OBP: 0.314, SLG: 0.323 (1, 4)	4-0 G4-6-3 BB		0-0 FC3-6 G4-6-3 1-2		0-0 5-3		0-0 1B 1B			3	0	1	0	1	0	1				
John Milner, L OBP: 0.345, SLG: 0.469 (1, 7)	0-0 G4-6-3		0-0 G4-6-3 1-2 2-3			4-0 HR BB	0-0 1B 3-H			2	1	0	0	1	0	3				
Bruce Boisclair, L OBP: 0.350, SLG: 0.351 (7, 7)	0-0 G4-6-3 1-2 2-3		0-0 G4-6-3 1-2			0-0 HR BB	0-0 1B 3-H			1	0	1	1	0	0	0				
Dave Kingman, R OBP: 0.282, SLG: 0.537 (1, 9)	0-0 F1			0-0 F7		0-0 HR 1-H HR	0-3 K			4	1	1	2	0	1	3				
Ed Kranepool, L OBP: 0.333, SLG: 0.384 (1, 3)		4-0 6-3 S BB		0-0 FC4-6 1B		0-0 F6	0-0 4-3			3	0	1	0	1	0	2				
Del Unser, L OBP: 0.276, SLG: 0.355 (1, 8)		0-0 6-3 1-3		0-0 FC4-6 1B 1-2		0-0 4-3 1B	0-0 4-3		0-0 4-3	4	0	1	0	0	0	2				
Jerry Grote, R OBP: 0.346, SLG: 0.329 (1, 2)		4-0 BB		0-0 1B 1-2		0-0 4-3 1-2	0-0 F7			3	0	1	0	1	0	1				
Bud Harrelson, S OBP: 0.361, SLG: 0.305 (1, 6)		0-0 F8		0-0 6-3		0-0 6-3	0-0 6-3			4	0	0	0	0	0	5				
Jerry Kosman, R OBP: 0.306, SLG: 0.314 (1, 1)		0-0 5-3			0-0 F8		0-0 5-3			3	0	0	0	0	0	2				
Inning Stats	R: 0 E: 0 K: 0 S: 2	H: 0 LOB: 2 BB: 2 P: 10	R: 0 E: 0 K: 0 S: 3	H: 0 LOB: 2 BB: 2 P: 11	R: 0 E: 0 K: 0 S: 2	H: 2 LOB: 2 BB: 0 P: 5	R: 0 E: 0 K: 0 S: 3	H: 0 LOB: 0 BB: 0 P: 3	R: 2 E: 0 K: 0 S: 5	H: 2 LOB: 1 BB: 1 P: 9	R: 1 E: 0 K: 1 S: 7	H: 2 LOB: 2 BB: 1 P: 11	R: 0 E: 0 K: 0 S: 3	H: 0 LOB: 0 BB: 0 P: 3	R: 0 E: 0 K: 0 S: 3	H: 0 LOB: 0 BB: 0 P: 3	1B: 5 2B: 0 3B: 0 HR: 1	SF: 0 SAC: 0 DP: 2 HBP: 0	WP: 0 PB: 0 SB: 1 CS: 0	PA: 35
PITCHER J.R. Richard, R ERA: 2.9 (1, 1)	IP: 8.0 WLS: L BF: 35 H: 6 R: 3 ER: 3 SO: 1 BB: 7 IBB: 0 HBP: 0 BLK: 0 WP: 0 HR: 1 S: 30 P: 58 ERA: 3.38 WHIP: 1.625															PITCHER	IP: 8.0 WLS: L BF: 35 H: 6 R: 3 ER: 3 SO: 1 BB: 7 IBB: 0 HBP: 0 BLK: 0 WP: 0 HR: 1 S: 30 P: 58 ERA: 3.38 WHIP: 1.625			

Houston Astros @ New York Mets
Shea Stadium, Flushing, NY
Thu Jul 15 1976, 7:05 PM EDT
Att: 20,295 - Unknown

AB 28
R 3
H 6
RBI 3
BB 7
SO 1
LOB 19



Batter	1	2	3	4	5	6	7	8	9	AB	R	H	RBI	BB	SO	LOB	TOP			
Jerry Royster, R (1,5) OBP: 0.309, SLG: 0.306										4	0	0	0	0	1	1				
Rod Gilbreath, R (1,4) OBP: 0.335, SLG: 0.393										4	0	0	0	0	0	0				
Jimmy Wynn, R (1,8) OBP: 0.400, SLG: 0.408										4	0	1	0	0	1	1				
Willie Montanez, L (1,3) OBP: 0.358, SLG: 0.438										3	0	0	0	0	0	1				
Tom Paciorek, R (1,7) OBP: 0.357, SLG: 0.419										3	0	0	0	0	2	1				
Ken Henderson, S (1,9) OBP: 0.383, SLG: 0.405										3	0	0	0	0	0	0				
Earl Williams, R (1,2) OBP: 0.282, SLG: 0.379										3	0	0	0	0	0	0				
Darrel Chaney, S (1,6) OBP: 0.334, SLG: 0.351										3	0	1	0	0	0	0				
Mike Marshall, R (8,1) OBP: 0.417, SLG: 0.143										0	0	0	0	0	0	0				
Carl Morton, R (1,1) OBP: 0.200, SLG: 0.154										1	0	0	0	0	0	0				
Rob Belloir, R (8,6) OBP: 0.429, SLG: 0.455										0	0	0	0	0	0	0				
Cito Gaston, R (9,PH) OBP: 0.444, SLG: 0.500										1	0	0	0	0	0	0				
Inning Stats	R: 0 E: 0 K: 1 S: 5	H: 0 LOB: 0 BB: 0 P: 5	R: 0 E: 0 K: 1 S: 5	H: 0 LOB: 0 BB: 0 P: 5	R: 0 E: 0 K: 0 S: 4	H: 1 LOB: 1 BB: 0 P: 4	R: 0 E: 0 K: 1 S: 6	H: 1 LOB: 1 BB: 0 P: 6	R: 0 E: 0 K: 0 S: 3	H: 0 LOB: 0 BB: 0 P: 3	R: 0 E: 0 K: 0 S: 3	H: 0 LOB: 0 BB: 0 P: 3	R: 0 E: 0 K: 0 S: 3	H: 0 LOB: 0 BB: 0 P: 3	R: 0 E: 1 K: 1 S: 6	H: 0 LOB: 1 BB: 0 P: 6	1B: 2 2B: 0 3B: 0 HR: 0	SF: 0 SAC: 1 DP: 0 HBP: 0	WP: 0 PB: 0 CS: 0	PA: 30
PITCHER	IP WLS BF H R ER SO BB IBB HBP BLK WP HR S P ERA WHIP																			
Mickey Lolich, L (1,1) ERA: 2.69	9.0 W 30 2 0 0 4 0 0 0 1 0 0 38 38 0.00 0.222																			

Atlanta Braves @ New York Mets
Shea Stadium, Flushing, NY
Sun Jul 18 1976, 3:33 AM EDT
Att: 20,147 - Unknown

AB 29
R 0
H 2
RBI 0
BB 0
SO 4
LOB 4



Batter	1	2	3	4	5	6	7	8	9	AB	R	H	RBI	BB	SO	LOB	BOTTOM	
Mike Phillips, L (1,6) OBP: 0.339, SLG: 0.388										4	0	1	0	0	0	1		
Felix Milan, R (1,4) OBP: 0.318, SLG: 0.327										4	0	3	1	0	0	1		
Joe Torre, R (1,3) OBP: 0.342, SLG: 0.416										4	0	1	0	0	2	3		
Dave Kingman, R (1,7) OBP: 0.281, SLG: 0.536										4	1	1	1	0	0	4		
Mike Vail, R (1,9) OBP: 0.250, SLG: 0.250										4	0	1	0	0	1	1		
Del Unser, L (1,8) OBP: 0.277, SLG: 0.351										3	0	1	0	0	0	0		
Ron Hodges, L (1,2) OBP: 0.300, SLG: 0.462										3	0	0	0	0	1	2		
Roy Staiger, R (1,5) OBP: 0.245, SLG: 0.247										3	1	1	0	0	0	2		
Mickey Lolich, S (1,1) OBP: 0.206, SLG: 0.156										2	0	0	0	0	0	0		
Inning Stats	R: 0 E: 0 K: 1 S: 6	H: 1 LOB: 1 BB: 0 P: 6	R: 0 E: 0 K: 1 S: 5	H: 0 LOB: 0 BB: 0 P: 5	R: 1 E: 0 K: 0 S: 5	H: 2 LOB: 1 BB: 0 P: 5	R: 1 E: 0 K: 0 S: 5	H: 3 LOB: 1 BB: 0 P: 5	R: 0 E: 0 K: 0 S: 3	H: 2 LOB: 2 BB: 0 P: 3	R: 0 E: 0 K: 0 S: 3	H: 0 LOB: 0 BB: 0 P: 3	R: 0 E: 0 K: 2 S: 8	H: 1 LOB: 1 BB: 0 P: 8	1B: 8 2B: 0 3B: 0 HR: 1	SF: 0 SAC: 1 DP: 1 HBP: 0	WP: 0 PB: 0 CS: 0	PA: 32
PITCHER	IP WLS BF H R ER SO BB IBB HBP BLK WP HR S P ERA WHIP																	
Carl Morton, R (1,1) ERA: 5.07	7.0 L 28 8 2 2 2 0 0 0 0 0 0 32 32 2.57 1.143																	
Mike Marshall, R (8,1) ERA: 4.11	1.0 4 1 0 0 2 0 0 0 0 0 0 8 8 0.00 1.000																	

Atlanta Braves @ New York Mets
Shea Stadium, Flushing, NY
Sun Jul 18 1976, 3:33 AM EDT
Att: 20,147 - Unknown

AB 31
R 2
H 9
RBI 2
BB 0
SO 4
LOB 14



Batter	1	2	3	4	5	6	7	8	9	AB	R	H	RBI	BB	SO	LOB	TOP										
Del Unser, L (1, 8) OBP: 0.275, SLG: 0.344	0-3 K		0-0 F8		0-0 1-2 1B		0-0 G3			4	0	1	0	0	1	1											
Felix Milan, R (1, 4) OBP: 0.316, SLG: 0.325	0-0 1B		0-0 F9		0-0 F9		0-0 6-3			4	1	1	0	0	0	2											
John Milner, L (1, 7) OBP: 0.346, SLG: 0.468	0-0 1B		0-0 2B		0-3 K		0-0 F5			4	1	2	0	0	1	2											
Bruce Boischair, L (8, 7) OBP: 0.351, SLG: 0.352	1-2 SF8		0-0 1B		0-0 K		0-0 F5			0	0	0	0	0	0	0											
Ed Kranepool, L (1, 3) OBP: 0.343, SLG: 0.394	0-0 1B		0-0 2B		0-0 K		0-0 P3			4	0	3	1	0	0	0											
Mike Vail, R (1, 9) OBP: 0.214, SLG: 0.222	0-0 SF8		0-0 F9		0-0 6-3		0-0 6-3			3	0	0	1	0	0	1											
Mike Phillips, L (1, 5) OBP: 0.335, SLG: 0.390	0-0 4-3		0-0 G3		0-0 F8		0-0 F8			4	0	0	0	0	0	1											
Jerry Grote, R (1, 2) OBP: 0.342, SLG: 0.323		0-0 F7		0-0 P6		0-0 FC3-6 1B		0-0 6-3		4	0	1	0	0	0	0											
Bud Harrelson, S (1, 6) OBP: 0.354, SLG: 0.299		0-0 F3		0-0 F8		0-0 FC3-6 1B		0-0 1B		4	0	1	0	0	0	1											
Jerry Koosman, R (1, 1) OBP: 0.300, SLG: 0.308	0-3 K		0-0 1B		0-0 1B		0-3 K		0-0 4-3	4	0	1	0	0	2	2											
Inning Stats	R: 2 E: 0 K: 1 S: 8	H: 3 LOB: 1 BB: 0 P: 8	R: 0 E: 0 K: 1 S: 5	H: 0 LOB: 0 BB: 0 P: 5	R: 0 E: 0 K: 0 S: 4	H: 2 LOB: 2 BB: 0 P: 4	R: 0 E: 0 K: 0 S: 3	H: 0 LOB: 0 BB: 0 P: 3	R: 0 E: 0 K: 1 S: 7	H: 2 LOB: 2 BB: 0 P: 7	R: 0 E: 0 K: 0 S: 3	H: 0 LOB: 0 BB: 0 P: 3	R: 0 E: 0 K: 1 S: 6	H: 1 LOB: 1 BB: 0 P: 6	R: 0 E: 0 K: 0 S: 4	H: 1 LOB: 1 BB: 0 P: 4	R: 0 E: 0 K: 0 S: 4	H: 1 LOB: 1 BB: 0 P: 4	R: 0 E: 0 K: 0 S: 4	H: 1 LOB: 1 BB: 0 P: 4	1B: 9 2B: 1 3B: 0 HR: 0	SF: 1 SAC: 0 DP: 0 HBP: 0	WP: 0 PB: 0 SB: 1 CS: 0	PA: 36			
PITCHER	IP	WLS	BF	H	R	ER	SO	BB	IBB	HBP	BLK	WP	HR	S	P	ERA	WHIP										
Gary Nolan, R (1, 1) ERA: 3.15	7.0	L	28	8	2	2	4	0	0	0	0	0	0	36	36	2.57	1.143										
Will McEnaney, L (8, 1) ERA: 4.23	2.0		8	2	0	0	0	0	0	0	0	0	0	8	8	0.00	1.000										

New York Mets @ Cincinnati Reds
Riverfront Stadium, Cincinnati, OH
Tue Jul 20 1976, 7:05 PM EDT
Att: 37,020 - Unknown

AB	35
R	2
H	10
RBI	2
BB	0
SO	4
LOB	10



Batter	1	2	3	4	5	6	7	8	9	AB	R	H	RBI	BB	SO	LOB	BOTTOM										
Pete Rose, S (1, 5) OBP: 0.428, SLG: 0.463	0-0 HR		0-0 1-3		0-0 5-3		0-0 2-3 1B			4	1	2	1	0	0	0											
Dave Concepcion, R (1, 6) OBP: 0.331, SLG: 0.398	0-3 K		0-3 K		0-0 6-3		0-3 K			4	0	0	0	0	3	2											
Joe Morgan, L (1, 4) OBP: 0.451, SLG: 0.610	0-0 L7		0-0 F8		0-3 K		0-0 4-3			4	0	0	0	0	1	0											
George Foster, R (1, 9) OBP: 0.382, SLG: 0.562	0-0 P6		0-0 1B		0-0 BB 1B		0-0 5-3			4	0	2	0	0	0	0											
Johnny Bench, R (1, 2) OBP: 0.352, SLG: 0.398		4-0 FC1-6 BB		0-3 K		0-0 1-2 BB		0-0 5-3		2	0	0	0	2	1	1											
Tony Perez, R (1, 3) OBP: 0.323, SLG: 0.438	0-0 F7		0-3 K		0-3 K		0-0 F3			4	0	0	0	0	2	4											
Bob Bailey, R (1, 7) OBP: 0.376, SLG: 0.596	4-0 FC1-6 BB		0-3 K		0-0 FC5-6 1B		0-0 F9			2	0	1	0	1	1	1											
Joel Youngblood, R (7, PR) OBP: 0.289, SLG: 0.310	1-2 BB		0-0 FC4-6		0-0 4-3		0-0 FC5-6 1B			1	0	0	0	0	0	0											
Cesar Geronimo, L (1, 8) OBP: 0.385, SLG: 0.451	0-0 FC1-6 FC4-6		0-0 4-3		0-0 4-3		0-0 4-3			4	0	0	0	0	0	3											
Gary Nolan, R (1, 1) OBP: 0.135, SLG: 0.100	0-0 FC4-6		0-0 4-3		0-0 5-3		0-0 5-3			2	0	0	0	0	0	2											
Ed Ambrister, R (7, PH) OBP: 0.371, SLG: 0.429										1	0	0	0	0	0	2											
Will McEnaney, L (8, 1) ERA: 4.23										0	0	0	0	0	0	0											
Inning Stats	R: 1 E: 0 K: 1 S: 6	H: 1 LOB: 0 BB: 0 P: 6	R: 0 E: 0 K: 0 S: 3	H: 0 LOB: 2 BB: 2 P: 11	R: 0 E: 0 K: 1 S: 5	H: 0 LOB: 0 BB: 0 P: 5	R: 0 E: 0 K: 3 S: 10	H: 1 LOB: 1 BB: 0 P: 10	R: 0 E: 0 K: 0 S: 3	H: 0 LOB: 0 BB: 0 P: 3	R: 0 E: 0 K: 2 S: 8	H: 1 LOB: 2 BB: 1 P: 12	R: 0 E: 0 K: 1 S: 7	H: 2 LOB: 2 BB: 0 P: 7	R: 0 E: 0 K: 0 S: 3	H: 0 LOB: 0 BB: 0 P: 3	R: 0 E: 0 K: 0 S: 3	H: 0 LOB: 0 BB: 0 P: 3	R: 0 E: 0 K: 0 S: 3	H: 0 LOB: 0 BB: 0 P: 3	1B: 4 2B: 0 3B: 0 HR: 1	SF: 0 SAC: 0 DP: 0 HBP: 0	WP: 0 PB: 0 SB: 0 CS: 0	PA: 35			
PITCHER	IP	WLS	BF	H	R	ER	SO	BB	IBB	HBP	BLK	WP	HR	S	P	ERA	WHIP										
Jerry Koosman, L (1, 1) ERA: 3.51	9.0	W	35	5	1	1	8	3	0	0	0	0	1	48	60	1.00	0.889										

New York Mets @ Cincinnati Reds
Riverfront Stadium, Cincinnati, OH
Tue Jul 20 1976, 7:05 PM EDT
Att: 37,020 - Unknown

AB	32
R	1
H	5
RBI	1
BB	3
SO	8
LOB	15



Batter	1	2	3	4	5	6	7	8	9	AB	R	H	RBI	BB	SO	LOB	TOP				
Pepe Mangual, R OBP: 0.401, SLG: 0.352 (1, 8)	0-0 1-3			0-0 6-3		0-0 F3			0-0 1B	4	0	1	0	0	0	0					
Felix Milan, R OBP: 0.312, SLG: 0.321 (1, 4)	0-0 6-3			0-0 4-3			0-0 F7		0-0 F8	4	0	0	0	0	0	1					
John Milner, L OBP: 0.345, SLG: 0.472 (1, 7)	0-3 K			0-0 3B			0-0 4-3		0-3 K	4	0	1	0	0	2	1					
Joe Torre, R OBP: 0.333, SLG: 0.403 (1, 3)		0-0 F9		0-0 L5			0-0 P4		0-0 F4	4	0	0	0	0	0	2					
Mike Vail, R OBP: 0.226, SLG: 0.233 (1, 9)		0-0 6-3			0-0 6-3				0-0 1B	3	0	1	0	0	0	0					
Jerry Grote, R OBP: 0.338, SLG: 0.319 (1, 2)		0-0 6-3			0-0 6-3				0-3 K	3	0	0	0	0	1	1					
Roy Staiger, R OBP: 0.248, SLG: 0.243 (1, 5)			0-0 F8		0-0 5-3				0-0 1B	3	0	1	0	0	0	0					
Bud Harrelson, S OBP: 0.350, SLG: 0.295 (1, 6)			0-0 F8		0-0 5-3				0-0 P6	3	0	0	0	0	0	2					
Jon Matlack, L OBP: 0.237, SLG: 0.170 Bob Apodaca, R OBP: 0.273, SLG: 0.300 Ed Kranepool, L OBP: 0.342, SLG: 0.392 Ken Sanders, R OBP: 0.342, SLG: 0.392 (8, 1)			0-0 G3			0-3 K			0-0 L9	2	0	0	0	0	1	0					
Inning Stats	R: 0 E: 0 K: 1 S: 5	H: 0 LOB: 0 BB: 0 P: 5	R: 0 E: 0 K: 0 S: 3	H: 0 LOB: 0 BB: 0 P: 3	R: 0 E: 0 K: 0 S: 3	H: 0 LOB: 0 BB: 0 P: 3	R: 0 E: 0 K: 0 S: 4	H: 1 LOB: 1 BB: 0 P: 4	R: 0 E: 0 K: 0 S: 3	H: 0 LOB: 0 BB: 0 P: 3	R: 0 E: 0 K: 1 S: 5	H: 0 LOB: 0 BB: 0 P: 5	R: 0 E: 0 K: 0 S: 3	H: 0 LOB: 0 BB: 0 P: 3	R: 0 E: 0 K: 1 S: 7	H: 2 LOB: 2 BB: 0 P: 7	R: 0 E: 0 K: 1 S: 6	H: 1 LOB: 1 BB: 0 P: 6	1B: 3 2B: 0 3B: 1 HR: 0	SF: 0 SAC: 0 DP: 0 HBP: 0	WP: 0 PA: 31 PB: 0 SB: 0 CS: 0
PITCHER Fred Norman, L ERA: 2.61 (1, 1)	IP: 9.0 WLS: W BF: 31 H: 4 R: 0 ER: 0 SO: 4 BB: 0 IBB: 0 HBP: 0 BLK: 0 WP: 0 HR: 0 S: 39 P: 39 ERA: 0.00 WHIP: 0.444															PITCHER Fred Norman, L ERA: 2.61 (1, 1)	IP: 9.0 WLS: W BF: 31 H: 4 R: 0 ER: 0 SO: 4 BB: 0 IBB: 0 HBP: 0 BLK: 0 WP: 0 HR: 0 S: 39 P: 39 ERA: 0.00 WHIP: 0.444				

New York Mets @ Cincinnati Reds
Riverfront Stadium, Cincinnati, OH
Wed Jul 21 1976, 7:05 PM EDT
Att: 31,841 - Unknown

AB 31
R 0
H 4
RBI 0
BB 0
SO 4
LOB 9



Batter	1	2	3	4	5	6	7	8	9	AB	R	H	RBI	BB	SO	LOB	BOTTOM		
Pete Rose, S OBP: 0.426, SLG: 0.462 (1, 5)	0-0 FC3-6 1B		0-0 4-3		0-0 SF9		0-0 G1-6-3			3	0	1	1	0	0	1			
Ken Griffey, L OBP: 0.402, SLG: 0.444 (1, 9)	0-0 F8			0-0 E 1B	0-0 3-1			0-0 E 1B		4	2	2	0	0	0	2			
Joe Morgan, L OBP: 0.451, SLG: 0.613 Doug Flynn, R OBP: 0.331, SLG: 0.353 (9, 4)	0-0 FC3-6 E 1-2 1B			0-0 E9 S 1H 1B		0-0 S WP 2B		0-0 F7		4	1	2	1	0	0	2			
George Foster, R OBP: 0.378, SLG: 0.556 (1, 7)	0-3 K			0-3 K		0-0 5-3		0-0 E6 1B		4	0	0	0	0	2	3			
Johnny Bench, R OBP: 0.351, SLG: 0.396 (1, 2)		0-0 1-3		0-3 K		0-0 P6		0-0 G5-4-3 1B		4	0	1	1	0	1	1			
Tony Perez, R OBP: 0.322, SLG: 0.433 (1, 3)		0-3 K		0-0 5-3		0-0 WP S BB		0-0 G5-4-3 1B		3	0	0	0	1	1	3			
Dave Concepcion, R OBP: 0.333, SLG: 0.491 (1, 6)		0-0 CS 1B			0-0 SH1-4 SF9 1B		0-3 K			3	1	2	0	0	1	1			
Cesar Geronimo, L OBP: 0.384, SLG: 0.450 (1, 8)		0-0 CS	0-3 K		0-0 SH1-4 1B		0-0 F7			3	0	1	0	0	1	0			
Fred Norman, S OBP: 0.208, SLG: 0.217 (1, 1)			0-3 K		0-0 SH1-4		0-0 G1-6-3 1B			2	0	1	0	0	1	0			
Inning Stats	R: 0 E: 0 K: 1 S: 6	H: 1 LOB: 1 BB: 0 P: 6	R: 0 E: 0 K: 1 S: 5	H: 1 LOB: 0 BB: 0 P: 5	R: 0 E: 0 K: 2 S: 7	H: 0 LOB: 0 BB: 0 P: 7	R: 1 E: 1 K: 2 S: 9	H: 2 LOB: 1 BB: 0 P: 9	R: 1 E: 0 K: 0 S: 5	H: 2 LOB: 1 BB: 0 P: 5	R: 1 E: 0 K: 1 S: 6	H: 1 LOB: 1 BB: 1 P: 10	R: 0 E: 0 K: 0 S: 3	H: 1 LOB: 0 BB: 0 P: 3	R: 1 E: 1 K: 0 S: 5	H: 2 LOB: 1 BB: 0 P: 5	1B: 9 2B: 1 3B: 0 HR: 0	SF: 1 SAC: 1 DP: 2 HBP: 0	WP: 2 PA: 34 PB: 0 SB: 5 CS: 1
PITCHER Jon Matlack, L ERA: 2.73 Bob Apodaca, R ERA: 2.49 Ken Sanders, R ERA: 1.55 (8, 1)	IP: 5.2 WLS: L BF: 24 H: 7 R: 3 ER: 3 SO: 6 BB: 1 IBB: 0 HBP: 0 BLK: 0 WP: 1 HR: 0 S: 35 P: 39 ERA: 4.76 WHIP: 1.412															PITCHER Jon Matlack, L ERA: 2.73 Bob Apodaca, R ERA: 2.49 Ken Sanders, R ERA: 1.55 (8, 1)	IP: 5.2 WLS: L BF: 24 H: 7 R: 3 ER: 3 SO: 6 BB: 1 IBB: 0 HBP: 0 BLK: 0 WP: 1 HR: 0 S: 35 P: 39 ERA: 4.76 WHIP: 1.412		

New York Mets @ Cincinnati Reds
Riverfront Stadium, Cincinnati, OH
Wed Jul 21 1976, 7:05 PM EDT
Att: 31,841 - Unknown

AB 30
R 4
H 10
RBI 3
BB 1
SO 7
LOB 13



Batter	1	2	3	4	5	6	7	8	9	10	11	AB	R	H	RBI	BB	SO	LOB	TOP			
Pepe Mangual, R OBP: 0.397, SLG: 0.357 (1, 8)	5-3		K			F9				K		0	0	0	0	0	0	0				
Felix Milan, R OBP: 0.308, SLG: 0.316 (1, 4)	F7			4-3		F3		FC4-2			6-3	5	0	0	0	0	0	1				
John Milner, L OBP: 0.339, SLG: 0.463 (9, 3)	K			6-3				L4		F7		5	0	0	0	0	1	1				
Ed Kranepool, L OBP: 0.347, SLG: 0.295 Leon Brown, R OBP: 0.256, SLG: 0.262 (9, 7)	K				BB			L4				3	0	2	0	1	1	0				
Bruce Boisclair, L OBP: 0.343, SLG: 0.344 (1, 9)	K			3-1				1-3		SH1-3		3	0	0	0	0	1	2				
Mike Phillips, L OBP: 0.339, SLG: 0.389 (8, 6)						F9						3	0	1	0	1	1	1				
Jerry Grote, R OBP: 0.341, SLG: 0.322 (1, 2)												4	1	2	0	0	0	3				
Bud Harrelson, S OBP: 0.347, SLG: 0.292 Jim Dwyer, L OBP: 0.276, SLG: 0.247 Roy Staiger, R OBP: 0.245, SLG: 0.240 (8, 5)				6-3		G5-4-3						2	0	0	0	0	0	1				
Tom Seaver, R OBP: 0.332, SLG: 0.401 Joe Torre, R OBP: 0.455, SLG: 0.500 (10, 1)	K							SH1-4				1	1	1	0	0	0	0				
												2	0	0	0	0	2	0				
												1	0	0	0	0	0	0				
												0	0	0	0	0	0	0				
Inning Stats	R: 0 E: 0 K: 1 S: 5	H: 0 LOB: 0 BB: 0 P: 5	R: 0 E: 0 K: 2 S: 8	H: 1 LOB: 1 BB: 0 P: 8	R: 0 E: 0 K: 2 S: 7	H: 0 LOB: 0 BB: 0 P: 7	R: 0 E: 0 K: 0 S: 3	H: 0 LOB: 1 BB: 1 P: 7	R: 0 E: 0 K: 1 S: 5	H: 1 LOB: 1 BB: 0 P: 6	R: 2 E: 0 K: 0 S: 6	H: 3 LOB: 1 BB: 0 P: 6	R: 0 E: 0 K: 0 S: 3	H: 1 LOB: 2 BB: 1 P: 7	R: 0 E: 0 K: 1 S: 5	H: 0 LOB: 0 BB: 0 P: 5	R: 0 E: 0 K: 0 S: 3	H: 0 LOB: 0 BB: 0 P: 3	1B: 6 2B: 0 3B: 1 HR: 0	SF: 0 SAC: 2 DP: 2 HBP: 0	WP: 0 PB: 0 SB: 0 CS: 0	PA: 40
PITCHER	IP 10.0	WLS 10	BF 37	H 7	R 2	ER 2	SO 8	BB 1	IBB 1	HBP 0	BLK 0	WP 0	HR 0	S 51	P 59	ERA 1.80	WHIP 0.800					
Steve Rogers, R ERA: 3.64 (1, 1)																						
Dale Murray, R ERA: 2.91 (11, 1)	1.0	W	3	0	0	0	0	0	0	0	0	0	0	3	3	0.00	0.000					

New York Mets @ Montreal Expos
 Jarry Park, Montreal, QB
 Fri Jul 23 1976, 7:05 PM EDT
 Att: 11,134 - Unknown - 75 F

AB	31
R	2
H	6
RBI	0
BB	2
SO	6
LOB	9



Batter	1	2	3	4	5	6	7	8	9	10	11	AB	R	H	RBI	BB	SO	LOB	BOTTOM							
Ellis Valentine, R OBP: 0.308, SLG: 0.384 (1, 8)	4-3 8-2 2B		K					6-3			K	5	0	2	0	0	2	2								
Mike Jorgensen, L OBP: 0.339, SLG: 0.355 (1, 3)	4-3							G3			1-3	5	0	1	0	0	1	2								
Del Unser, L OBP: 0.283, SLG: 0.378 (1, 7)	8-2							F4				5	1	2	1	0	1	1								
Wayne Garrett, L OBP: 0.353, SLG: 0.302 (1, 4)												4	0	0	0	0	1	2								
Tim Foli, R OBP: 0.272, SLG: 0.383 (1, 6)												4	0	0	0	0	0	2								
Barry Foote, R OBP: 0.286, SLG: 0.371 (1, 2)												4	1	1	1	0	2	0								
Gary Carter, R OBP: 0.310, SLG: 0.319 (1, 9)												4	0	0	0	0	0	0								
Larry Parrish, R OBP: 0.287, SLG: 0.323 (1, 5)												2	1	1	1	2	0	0								
Steve Rogers, R OBP: 0.119, SLG: 0.119 (10, PH)												3	0	0	0	0	2	2								
Jose Morales, R OBP: 0.327, SLG: 0.479 (10, PH)												0	0	0	0	0	0	0								
Jerry White, S OBP: 0.307, SLG: 0.317 (10, PR)												0	0	0	0	0	0	0								
Dale Murray, R (11, 1)												0	0	0	0	0	0	0								
Inning Stats	R: 0 E: 0 K: 0 S: 3	H: 1 LOB: 0 BB: 0 P: 3	R: 0 E: 0 K: 0 S: 3	H: 0 LOB: 0 BB: 0 P: 3	R: 0 E: 0 K: 1 S: 5	H: 0 LOB: 1 BB: 1 P: 9	R: 0 E: 0 K: 0 S: 4	H: 2 LOB: 1 BB: 0 P: 4	R: 2 E: 0 K: 2 S: 10	H: 3 LOB: 1 BB: 0 P: 10	R: 0 E: 0 K: 0 S: 7	H: 0 LOB: 0 BB: 0 P: 7	R: 0 E: 0 K: 2 S: 7	H: 0 LOB: 1 BB: 1 P: 11	R: 0 E: 0 K: 0 S: 3	H: 0 LOB: 0 BB: 0 P: 3	R: 0 E: 0 K: 1 S: 5	H: 0 LOB: 2 BB: 0 P: 5	R: 0 E: 0 K: 1 S: 5	H: 0 LOB: 2 BB: 0 P: 6	R: 1 E: 0 K: 0 S: 2	H: 1 LOB: 0 BB: 0 P: 2	1B: 3 2B: 2 3B: 0 HR: 3	SF: 0 SAC: 0 DP: 2 HBP: 1	WP: 1 PB: 0 SB: 1 CS: 0	PA: 39
PITCHER	IP 9.0	WLS L	BF 33	H 6	R 1	ER 1	SO 8	BB 2	IBB 0	HBP 0	BLK 0	WP 1	HR 2	S 47	P 55	ERA 2.00	WHIP 0.889									
Tom Seaver, R ERA: 2.68 (1, 1)																										
Skip Lockwood, R ERA: 2.18 (10, 1)	1.1	L	6	1	1	1	1	0	0	1	0	0	1	7	8	6.75	0.750									

New York Mets @ Montreal Expos
 Jarry Park, Montreal, QB
 Fri Jul 23 1976, 7:05 PM EDT
 Att: 11,134 - Unknown - 75 F


AB	36
R	3
H	7
RBI	3
BB	2
SO	9
LOB	11




Batter	1	2	3	4	5	6	7	8	9	AB	R	H	RBI	BB	SO	LOB	TOP								
Pepe Mangual, R OBP: 0.403, SLG: 0.367 (1, 8)										0	2	0	0	0	0	0	New York Mets @ Montreal Expos Jarry Park, Montreal, QB Sat Jul 24 1976, 7:05 PM EDT Att: 14,198 - Unknown - 66 F								
Mike Phillips, L OBP: 0.339, SLG: 0.389 (1, 6)										5	0	2	1	0	0	2									
John Milner, L OBP: 0.339, SLG: 0.462 (1, 7)										5	1	1	3	1	0	5									
Ed Kranepool, L OBP: 0.349, SLG: 0.392 Bruce Boisclair, L OBP: 0.339, SLG: 0.338 (5, 9)										2	0	0	0	2	0	1									
Joe Torre, R OBP: 0.327, SLG: 0.390 (1, 3)										5	0	0	0	1	0	7									
Ron Hodges, L OBP: 0.312, SLG: 0.449 (1, 2)										2	1	1	1	3	0	0									
Roy Staiger, R OBP: 0.292, SLG: 0.241 (1, 5)										4	2	1	0	1	2	4									
Felix Millan, R OBP: 0.312, SLG: 0.314 (1, 4)										2	2	0	0	3	0	0									
Mickey Lolich, S OBP: 0.237, SLG: 0.147 Bob Apodaca, R OBP: 0.250, SLG: 0.273 (7, 1)										2	2	0	1	2	2	1									
Inning Stats	R: 1 E: 0 K: 1 S: 5	H: 0 LOB: 3 BB: 4 P: 21	R: 0 E: 1 K: 1 S: 7	H: 1 LOB: 2 BB: 0 P: 7	R: 0 E: 0 K: 0 S: 3	H: 0 LOB: 1 BB: 1 P: 7	R: 2 E: 1 K: 0 S: 5	H: 2 LOB: 2 BB: 2 P: 13	R: 5 E: 0 K: 2 S: 4	H: 1 LOB: 1 BB: 5 P: 24	R: 0 E: 0 K: 0 S: 7	H: 0 LOB: 1 BB: 1 P: 11	R: 0 E: 1 K: 0 S: 5	H: 1 LOB: 2 BB: 0 P: 5	R: 2 E: 0 K: 0 S: 5	H: 3 LOB: 1 BB: 1 P: 9	R: 0 E: 1 K: 0 S: 3	H: 0 LOB: 0 BB: 0 P: 3	1B: 6 2B: 2 3B: 0 HR: 0	SF: 1 SAC: 0 DP: 3 HBP: 0	WP: 0 PB: 1 SB: 0 CS: 0	PA: 50			
PITCHER	IP	WLS	BF	H	R	ER	SO	BB	IBB	HBP	BLK	WP	HR	S	P	ERA	WHIP								
Clay Kirby, R ERA: 5.0 (1, 1)	3.1	L	21	3	3	2	2	6	0	0	0	0	0	19	43	5.40	2.700								
Joe Kerrigan, R ERA: 8.1 (4, 1)	0.2		6	0	4	4	0	4	1	0	0	0	0	1	21	54.00	6.000								
Dan Warthen, L ERA: 6.26 (5, 1)	2.0		9	1	1	1	2	2	0	0	0	0	0	11	19	4.50	1.500								
Chip Lang, R ERA: 4.67 (7, 1)	3.0		14	4	2	2	0	1	0	0	0	0	0	13	17	6.00	1.667								

Batter	1	2	3	4	5	6	7	8	9	AB	R	H	RBI	BB	SO	LOB	BOTTOM								
Ellis Valentine, R OBP: 0.305, SLG: 0.382 (1, 8)										3	1	1	1	0	1	0	New York Mets @ Montreal Expos Jarry Park, Montreal, QB Sat Jul 24 1976, 7:05 PM EDT Att: 14,198 - Unknown - 66 F								
Bombo Rivera, R OBP: 0.338, SLG: 0.425 Del Unser, L OBP: 0.282, SLG: 0.377 (7, PH)										3	0	1	0	0	1	2									
Larry Parrish, R OBP: 0.290, SLG: 0.330 (1, 5)										4	0	2	1	0	0	1									
Andre Thornton, R OBP: 0.333, SLG: 0.384 (1, 3)										1	0	0	1	1	0	1									
Barry Foote, R OBP: 0.262, SLG: 0.364 (1, 2)										4	0	0	0	0	0	5									
Tim Foli, R OBP: 0.272, SLG: 0.381 (1, 6)										4	0	1	0	0	0	1									
Gary Carter, R OBP: 0.309, SLG: 0.313 (1, 9)										3	1	0	0	1	0	1									
Pete Mackanin, R OBP: 0.266, SLG: 0.346 Wayne Garrett, L OBP: 0.351, SLG: 0.301 (7, PH)										2	0	0	0	0	1	0									
Clay Kirby, R OBP: 0.318, SLG: 0.125 Joe Kerrigan, R (4, 1)										1	0	0	0	0	0	0									
Dan Warthen, S (5, 1)										0	0	0	0	0	0	0									
Jerry White, S OBP: 0.310, SLG: 0.325 Chip Lang, R OBP: 0.500, SLG: 0.500 (7, 1)										1	1	1	0	0	0	0									
Inning Stats	R: 0 E: 0 K: 1 S: 5	H: 0 LOB: 0 BB: 0 P: 5	R: 0 E: 1 K: 0 S: 3	H: 0 LOB: 0 BB: 0 P: 3	R: 0 E: 0 K: 0 S: 3	H: 0 LOB: 0 BB: 0 P: 3	R: 0 E: 0 K: 0 S: 4	H: 1 LOB: 2 BB: 1 P: 8	R: 0 E: 0 K: 1 S: 5	H: 1 LOB: 0 BB: 0 P: 5	R: 2 E: 0 K: 1 S: 8	H: 3 LOB: 1 BB: 0 P: 8	R: 2 E: 1 K: 0 S: 5	H: 1 LOB: 1 BB: 1 P: 9	R: 0 E: 0 K: 0 S: 3	H: 1 LOB: 0 BB: 0 P: 3	R: 0 E: 0 K: 0 S: 3	H: 0 LOB: 0 BB: 0 P: 3	1B: 4 2B: 3 3B: 0 HR: 0	SF: 2 SAC: 0 DP: 3 HBP: 0	WP: 0 PB: 0 SB: 0 CS: 0	PA: 35			
PITCHER	IP	WLS	BF	H	R	ER	SO	BB	IBB	HBP	BLK	WP	HR	S	P	ERA	WHIP								
Mickey Lolich, L ERA: 2.71 (1, 1)	6.0	W	23	5	2	2	3	1	0	0	0	0	0	11	15	3.00	1.000								
Bob Apodaca, R ERA: 2.96 (7, 1)	3.0	S	12	2	2	0	0	1	0	0	0	0	0	11	15	0.00	1.000								

AB 30
R 10
H 5
RBI 6
BB 13
SO 4
LOB 26



AB 29
R 4
H 7
RBI 4
BB 2
SO 3
LOB 12



Batter	1	2	3	4	5	6	7	8	9	AB	R	H	RBI	BB	SO	LOB	TOP		
Pepe Mangual, R (1, 8) OBP: 0.395, SLG: 0.356	F3		5-3		FC5		K			4	0	0	0	0	1	3			
Jim Dwyer, L (1, 9) OBP: 0.278, SLG: 0.242	4-3				G3			F8		2	1	0	0	1	0	0			
Mike Vail, R (8, PH) OBP: 0.219, SLG: 0.226						3B				1	0	0	0	0	0	0			
John Milner, L (1, 7) OBP: 0.333, SLG: 0.450	G3				P6		F9	F8		4	0	0	0	0	0	1			
Ed Kranepool, L (1, 3) OBP: 0.350, SLG: 0.402					P6			1-3		4	0	2	1	0	0	0			
Jerry Grote, R (1, 2) OBP: 0.336, SLG: 0.316																			
Felix Milten, R (1, 4) OBP: 0.313, SLG: 0.318																			
Roy Staiger, R (1, 5) OBP: 0.268, SLG: 0.252																			
Bud Harrelson, S (1, 6) OBP: 0.346, SLG: 0.291																			
Jon Matlack, L (1, 1) OBP: 0.230, SLG: 0.164																			
Joe Torre, R (7, PH) OBP: 0.328, SLG: 0.391																			
Skip Lockwood, R (7, 1) OBP: 0.455, SLG: 0.500																			
Inning Stats	R: 0 E: 0 K: 0 S: 3	H: 0 LOB: 0 BB: 0 P: 3	R: 0 E: 0 K: 0 S: 4	H: 1 LOB: 1 BB: 0 P: 4	R: 0 E: 0 K: 1 S: 5	H: 0 LOB: 0 BB: 0 P: 5	R: 0 E: 0 K: 0 S: 3	H: 0 LOB: 0 BB: 0 P: 3	R: 0 E: 0 K: 1 S: 7	H: 2 LOB: 3 BB: 1 P: 11	R: 1 E: 0 K: 0 S: 5	H: 2 LOB: 2 BB: 0 P: 9	R: 0 E: 0 K: 1 S: 5	H: 0 LOB: 0 BB: 0 P: 5	R: 0 E: 0 K: 0 S: 3	H: 1 LOB: 1 BB: 0 P: 4	1B: 3 2B: 2 3B: 1 HR: 0	SF: 0 SAC: 0 DP: 0 HBP: 0	WP: 0 PA: 35 CS: 0
PITCHER	IP WLS BF H R ER SO BB IBB HBP BLK WP HR S P ERA WHIP																		
Larry Christenson, R (1, 1) ERA: 3.97	6.0 W 25 5 1 1 2 2 0 0 0 0 0 0 27 35 1.50 1.167																		
Tug McGraw, L (7, 1) ERA: 2.73	3.0 S 10 1 0 0 1 0 0 0 0 0 0 0 12 12 0.00 0.333																		

New York Mets @ Philadelphia Phillies
Veterans Stadium, Philadelphia, PA
Mon Jul 26 1976, 7:05 PM EDT
Att: 35,023 - Unknown

AB	33
R	1
H	6
RBI	1
BB	2
SO	3
LOB	14



Batter	1	2	3	4	5	6	7	8	9	AB	R	H	RBI	BB	SO	LOB	BOTTOM		
Dave Cash, R (1, 4) OBP: 0.339, SLG: 0.361	5-3		F9			SF7		E9		4	2	2	1	0	0	0			
Larry Bowa, S (1, 6) OBP: 0.300, SLG: 0.305	6-3		K			SF7				3	0	1	1	0	1	0			
Mike Schmidt, R (1, 5) OBP: 0.393, SLG: 0.573										3	1	3	0	1	0	0			
Greg Luzinski, R (1, 7) OBP: 0.362, SLG: 0.506										4	0	0	0	0	0	5			
Jerry Martin, R (9, 7) OBP: 0.396, SLG: 0.425	F8							L3		0	0	0	0	0	0	0			
Ollie Brown, R (1, 9) OBP: 0.388, SLG: 0.460										3	0	1	0	0	1	0			
Jay Johnstone, L (8, PH) OBP: 0.373, SLG: 0.464								F8		1	0	0	0	0	0	2			
Garry Maddox, R (1, 8) OBP: 0.377, SLG: 0.464										4	0	1	0	0	1	3			
Bobby Tolan, L (1, 3) OBP: 0.281, SLG: 0.375										3	0	0	0	0	2	2			
Johnny Oates, L (1, 2) OBP: 0.306, SLG: 0.242										3	0	0	0	0	1	2			
Larry Christenson, R (1, 1) OBP: 0.222, SLG: 0.265										2	0	0	0	0	2	1			
Tug McGraw, R (7, 1) OBP: 0.200, SLG: 0.400										1	1	1	0	0	0	0			
Inning Stats	R: 0 E: 0 K: 0 S: 4	H: 1 LOB: 1 BB: 0 P: 4	R: 0 E: 0 K: 1 S: 6	H: 1 LOB: 1 BB: 0 P: 6	R: 0 E: 0 K: 2 S: 7	H: 0 LOB: 0 BB: 0 P: 7	R: 0 E: 0 K: 1 S: 5	H: 1 LOB: 0 BB: 0 P: 5	R: 0 E: 0 K: 2 S: 8	H: 1 LOB: 1 BB: 0 P: 8	R: 2 E: 0 K: 0 S: 5	H: 2 LOB: 0 BB: 0 P: 5	R: 0 E: 0 K: 1 S: 5	H: 0 LOB: 0 BB: 0 P: 5	R: 2 E: 1 K: 1 S: 8	H: 3 LOB: 2 BB: 1 P: 12	1B: 3 2B: 4 3B: 3 HR: 0	SF: 1 SAC: 0 DP: 1 HBP: 0	WP: 1 PA: 33 CS: 0
PITCHER	IP WLS BF H R ER SO BB IBB HBP BLK WP HR S P ERA WHIP																		
Jon Matlack, L (1, 1) ERA: 2.74	6.0 L 23 6 2 2 2 6 0 0 0 0 0 0 35 35 3.00 1.000																		
Skip Lockwood, R (7, 1) ERA: 2.43	2.0 10 3 2 2 2 1 0 0 0 0 0 0 13 17 9.00 2.000																		

New York Mets @ Philadelphia Phillies
Veterans Stadium, Philadelphia, PA
Mon Jul 26 1976, 7:05 PM EDT
Att: 35,023 - Unknown

AB	31
R	4
H	9
RBI	2
BB	1
SO	8
LOB	15



Batter	1	2	3	4	5	6	7	8	9	AB	R	H	RBI	BB	SO	LOB	TOP									
Pepe Mangual, R OBP: 0.392, SLG: 0.350 (1, 8)	F9		K		F9		F8		BB	4	0	0	0	1	1	0	New York Mets @ Philadelphia Phillies Veterans Stadium, Philadelphia, PA Tue Jul 27 1976, 7:05 PM EDT Att: 35,376 - Unknown									
Bruce Boicclair, L OBP: 0.333, SLG: 0.333 (1, 9)	4-3			K		1B	K		BB	5	1	1	0	0	2	2										
John Milner, L OBP: 0.336, SLG: 0.449 (1, 7)	6-3				BB			6-3		3	1	1	0	1	0	0										
Joe Torre, R OBP: 0.332, SLG: 0.390 (1, 3)		FC6-5	5-3		F8		WP	5-3		3	0	1	1	1	0	1										
Jerry Grote, R OBP: 0.335, SLG: 0.315 (1, 2)	5-3			6-3		3-H	F9	FC5-4		4	0	1	0	0	0	4										
Felix Milten, R OBP: 0.313, SLG: 0.316 (1, 4)	FC6-5				6-3			FC5-4		3	0	0	0	1	0	2										
Roy Staiger, R OBP: 0.268, SLG: 0.254 (1, 5)	F3				S	BB	SF7		F9	3	1	1	1	0	0	1										
Bud Harrelson, S OBP: 0.344, SLG: 0.287 (1, 6)			F8		WP	S	F8		F8	3	1	0	0	1	0	2										
Craig Swan, R OBP: 0.206, SLG: 0.100 Bob Myrick, R (4, 1)			K		5-3		K			1	0	0	0	0	1	0										
Skip Lockwood, R OBP: 0.500, SLG: 0.545 (7, 1)						1-H			BB	2	0	0	1	0	1	0										
Inning Stats	R: 0 E: 0 K: 0 S: 3	H: 0 LOB: 0 BB: 0 P: 3	R: 0 E: 0 K: 0 S: 3	H: 0 LOB: 1 BB: 1 P: 7	R: 0 E: 0 K: 2 S: 7	H: 0 LOB: 0 BB: 0 P: 7	R: 0 E: 0 K: 1 S: 5	H: 0 LOB: 1 BB: 1 P: 9	R: 2 E: 0 K: 0 S: 4	H: 1 LOB: 0 BB: 1 P: 8	R: 2 E: 0 K: 0 S: 6	H: 3 LOB: 2 BB: 1 P: 10	R: 0 E: 0 K: 2 S: 7	H: 0 LOB: 0 BB: 0 P: 7	R: 0 E: 0 K: 0 S: 4	H: 1 LOB: 1 BB: 0 P: 4	R: 0 E: 0 K: 0 S: 4	H: 1 LOB: 2 BB: 1 P: 8	1B: 6 2B: 0 3B: 0 HR: 0	SF: 1 SAC: 0 DP: 0 HBP: 0	WP: 2 PB: 0 CS: 0	PA: 38				
PITCHER	IP	WLS	BF	H	R	ER	SO	BB	IBB	HBP	BLK	WP	HR	S	P	ERA	WHIP									
Tom Underwood, L ERA: 3.54 Ron Schueler, R ERA: 3.74 Gene Garber, R ERA: 3.04 Tug McGraw, L ERA: 2.88	(1, 1)	5.0	L	22	4	4	4	3	3	0	0	0	1	0	25	37	7.20	1.400								

AB	32
R	4
H	6
RBI	3
BB	5
SO	5
LOB	12




Batter	1	2	3	4	5	6	7	8	9	AB	R	H	RBI	BB	SO	LOB	BOTTOM								
Dave Cash, R OBP: 0.339, SLG: 0.362 (1, 4)	6-3		F9			F8				5	0	2	0	0	0	1	New York Mets @ Philadelphia Phillies Veterans Stadium, Philadelphia, PA Tue Jul 27 1976, 7:05 PM EDT Att: 35,376 - Unknown								
Larry Bowa, S OBP: 0.302, SLG: 0.305 Ollie Brown, R OBP: 0.386, SLG: 0.457 Tug McGraw, R OBP: 0.200, SLG: 0.400 (8, PH)	4-3			F9				K		3	1	1	0	1	0	1									
Mike Schmidt, R OBP: 0.395, SLG: 0.574 (1, 5)			BB	BB						3	0	1	0	2	1	1									
Greg Luzinski, R OBP: 0.357, SLG: 0.499 (1, 7)	F7		P3							5	0	0	0	0	1	5									
Jay Johnstone, L OBP: 0.377, SLG: 0.464 Jerry Martin, R OBP: 0.378, SLG: 0.415 (5, PH)		1B				F8				0	0	0	0	2	0	0									
Tom Hutton, L OBP: 0.397, SLG: 0.373 (7, PH)		BB								2	0	0	0	0	2	1									
Gary Maddox, R OBP: 0.379, SLG: 0.465 (1, 8)						F9				4	0	2	1	0	0	1									
Bobby Tolan, L OBP: 0.280, SLG: 0.371 (8, 9)	FC1-6		B1-3							4	0	1	0	0	1	5									
Johnny Oates, L OBP: 0.300, SLG: 0.243 (1, 2)										4	0	1	0	0	2	3									
Tom Underwood, R OBP: 0.166, SLG: 0.087 Ron Schueler, R Bob Boone, R OBP: 0.365, SLG: 0.434 Gene Garber, R OBP: 0.445, SLG: 0.200 Tim McCarver, R OBP: 0.442, SLG: 0.423 Terry Harmon, R OBP: 0.371, SLG: 0.375 (9, 6)										2	0	0	0	0	2	2									
Inning Stats	R: 0 E: 0 K: 0 S: 4	H: 1 LOB: 1 BB: 0 P: 4	R: 0 E: 0 K: 2 S: 8	H: 1 LOB: 2 BB: 1 P: 12	R: 1 E: 0 K: 0 S: 5	H: 2 LOB: 3 BB: 2 P: 13	R: 0 E: 0 K: 2 S: 8	H: 1 LOB: 1 BB: 0 P: 8	R: 0 E: 0 K: 1 S: 5	H: 0 LOB: 1 BB: 1 P: 9	R: 0 E: 0 K: 0 S: 4	H: 2 LOB: 1 BB: 0 P: 4	R: 0 E: 0 K: 1 S: 5	H: 0 LOB: 1 BB: 1 P: 9	R: 0 E: 0 K: 2 S: 10	H: 3 LOB: 3 BB: 0 P: 10	R: 0 E: 0 K: 2 S: 7	H: 0 LOB: 0 BB: 0 P: 7	1B: 9 2B: 1 3B: 0 HR: 0	SF: 0 SAC: 0 DP: 1 HBP: 0	WP: 0 PB: 0 CS: 0	PA: 41			
PITCHER	IP	WLS	BF	H	R	ER	SO	BB	IBB	HBP	BLK	WP	HR	S	P	ERA	WHIP								
Craig Swan, R ERA: 3.55 Bob Myrick, L ERA: 1.84 Skip Lockwood, R ERA: 2.3	(1, 1)	3.0	W	16	4	1	1	2	3	0	0	0	0	17	29	3.00	2.333								



Batter	1	2	3	4	5	6	7	8	9	10	11	12	13	AB	R	H	RBI	BB	SO	LOB	TOP	
Frank Taveras, R OBP: 0.319, SLG: 0.296 (1, 6)	K		G3		K		K		HBP		F8			5	0	0	0	0	3	1		
Rennie Stennett, R OBP: 0.280, SLG: 0.338 (1, 4)	6-3		FC4-6 1B		BB 1B		6-3		5-3			F4		6	0	2	0	0	0	1		
Al Oliver, L OBP: 0.378, SLG: 0.529 (1, 8)			FC4-6 S 1-2		K		F8		4-3			1-3		6	0	1	0	0	1	3		
Willie Stargell, L OBP: 0.342, SLG: 0.460 (1, 3)	K		K									F9		5	0	0	0	1	2	2		
Dave Parker, L OBP: 0.327, SLG: 0.462 (1, 9)		F7			4-3									5	0	1	0	1	0	2		
Richie Hebner, L OBP: 0.304, SLG: 0.323 (1, 5)														5	1	3	1	1	0	1		
Ed Kirkpatrick, L OBP: 0.302, SLG: 0.284 (1, 7)														6	0	1	0	0	1	4		
Manny Sanguillen, R OBP: 0.332, SLG: 0.364 (1, 2)														5	0	2	0	1	1	5		
Doc Medich, R OBP: 0.154, SLG: 0.057 (1, 1)														4	0	0	0	0	2	5		
Bob Robertson, R OBP: 0.310, SLG: 0.329 (11, PH)														1	0	0	0	0	0	1		
Dave Giusti, R (11, 1)														1	0	0	0	0	0	1		
Inning Stats	R: 0 E: 0 K: 2 S: 8	H: 1 LOB: 1 BB: 0 P: 8	R: 0 E: 0 K: 2 S: 9	H: 2 LOB: 2 BB: 0 P: 9	R: 0 E: 0 K: 1 S: 6	H: 1 LOB: 1 BB: 0 P: 6	R: 0 E: 0 K: 1 S: 6	H: 1 LOB: 2 BB: 1 P: 12	R: 0 E: 0 K: 1 S: 5	H: 0 LOB: 0 BB: 0 P: 5	R: 0 E: 0 K: 1 S: 5	H: 0 LOB: 2 BB: 2 P: 13	R: 0 E: 0 K: 0 S: 3	H: 0 LOB: 0 BB: 3 P: 3	R: 0 E: 0 K: 0 S: 3	H: 0 LOB: 0 BB: 0 P: 3	R: 1 E: 0 K: 0 S: 5	H: 2 LOB: 1 BB: 0 P: 5	1B: 9 2B: 0 3B: 0 HR: 1	SF: 0 SAC: 0 DP: 0 HBP: 1	WIP: 0 PB: 0 SB: 3 CS: 0	PA: 54
PITCHER	IP 10.0	WLS 42	BF 7	H 0	R 0	ER 0	SO 10	BB 3	IBB 1	HBP 1	BLK 0	WP 0	HR 0	S 57	P 74	ERA 0.00	WHIP 1.000					
Tom Seaver, R ERA: 2.53 (1, 1)																						
Ken Sanders, R ERA: 1.69 (11, 1)	IP 3.0	WLS L	BF 12	H 3	R 1	ER 1	SO 0	BB 0	IBB 0	HBP 0	BLK 0	WP 0	HR 1	S 12	P 12	ERA 3.00	WHIP 1.000					

Pittsburgh Pirates @ New York Mets
Shea Stadium, Flushing, NY
Wed Jul 28 1976, 7:05 PM EDT
Att. 22,215 - Unknown

AB 49
R 1
H 10
RBI 1
BB 4
SO 10
LOB 26



Batter	1	2	3	4	5	6	7	8	9	10	11	12	13	AB	R	H	RBI	BB	SO	LOB	BOTTOM					
Pepe Mangual, R OBP: 0.361, SLG: 0.347 (1, 8)	5-3		4-3 S 1B			4-3		F4			K			5	0	1	0	1	1	1						
Bruce Boisclair, L OBP: 0.320, SLG: 0.319 (1, 9)	F7		4-3			4-3					F8		F9	6	0	0	0	0	0	2						
John Miner, L OBP: 0.337, SLG: 0.446 (1, 7)			K			4-3					F7			4	0	1	0	1	1	1						
Ed Kranepool, L OBP: 0.347, SLG: 0.402 (1, 3)	CS													5	0	1	0	0	1	1						
Mike Phillips, L OBP: 0.328, SLG: 0.375 (1, 5)														5	0	1	0	0	1	1						
Jerry Grote, R OBP: 0.330, SLG: 0.310 (1, 2)														4	0	0	0	0	1	1						
Felix Milan, R OBP: 0.311, SLG: 0.314 (1, 4)														5	0	1	0	0	0	1						
Bud Harrelson, S OBP: 0.340, SLG: 0.283 (1, 6)														3	0	0	0	0	1	2						
Jim Dwyer, L OBP: 0.264, SLG: 0.242 (10, PH)														0	0	0	0	1	0	0						
Roy Staiger, R OBP: 0.266, SLG: 0.252 (11, 5)														1	0	0	0	0	0	0						
Tom Seaver, R OBP: 0.190, SLG: 0.096 (1, 1)														3	0	1	0	0	1	0						
Joe Torre, R OBP: 0.330, SLG: 0.389 (10, PH)														1	0	0	0	0	1	2						
Ken Sanders, R (11, 1)														0	0	0	0	0	0	0						
Mike Vail, R OBP: 0.212, SLG: 0.219 (13, PH)														1	0	0	0	0	0	0						
Inning Stats	R: 0 E: 0 K: 0 S: 2	H: 0 LOB: 0 BB: 1 P: 6	R: 0 E: 0 K: 2 S: 9	H: 2 LOB: 2 BB: 0 P: 9	R: 0 E: 0 K: 2 S: 8	H: 1 LOB: 1 BB: 0 P: 8	R: 0 E: 0 K: 0 S: 3	H: 0 LOB: 0 BB: 0 P: 3	R: 0 E: 0 K: 0 S: 3	H: 0 LOB: 0 BB: 0 P: 3	R: 0 E: 0 K: 0 S: 3	H: 0 LOB: 1 BB: 1 P: 4	R: 0 E: 0 K: 1 S: 5	H: 0 LOB: 0 BB: 0 P: 5	R: 0 E: 0 K: 1 S: 6	H: 1 LOB: 2 BB: 1 P: 10	R: 0 E: 0 K: 1 S: 6	H: 1 LOB: 1 BB: 0 P: 6	R: 0 E: 0 K: 0 S: 3	H: 0 LOB: 0 BB: 0 P: 3	R: 0 E: 0 K: 0 S: 3	H: 0 LOB: 1 BB: 1 P: 7	1B: 5 2B: 1 3B: 0 HR: 0	SF: 0 SAC: 1 DP: 0 HBP: 0	WIP: 0 PB: 0 SB: 1 CS: 1	PA: 48
PITCHER	IP 10.0	WLS 36	BF 5	H 0	R 0	ER 0	SO 6	BB 1	IBB 1	HBP 0	BLK 0	WP 0	HR 0	S 46	P 54	ERA 0.00	WHIP 0.600									
Doc Medich, R ERA: 3.9 (1, 1)																										
Dave Giusti, R ERA: 4.5 (11, 1)	IP 3.0	WLS W	BF 11	H 1	R 0	ER 0	SO 1	BB 1	IBB 0	HBP 0	BLK 0	WP 0	HR 0	S 12	P 16	ERA 0.00	WHIP 0.667									

Pittsburgh Pirates @ New York Mets
Shea Stadium, Flushing, NY
Wed Jul 28 1976, 7:05 PM EDT
Att. 22,215 - Unknown

AB 43
R 0
H 6
RBI 0
BB 3
SO 7
LOB 12



Batter	1	2	3	4	5	6	7	8	9	10	AB	R	H	RBI	BB	SO	LOB	TOP					
Mario Mendoza, R OBP: 0.218, SLG: 0.196 (1, 6)	5-3		6-3		K		F8		FC6-4		5	0	0	0	0	1	5						
Rennie Stennett, R OBP: 0.284, SLG: 0.343 (1, 4)	F8		5-3							1B	5	1	3	0	0	0	1						
Al Oliver, L OBP: 0.379, SLG: 0.527 (1, 8)	K				6-3						5	1	2	0	0	1	3						
Bill Robinson, R OBP: 0.337, SLG: 0.584 (1, 7)		F9		4-3		6-3				G6-4-3	5	0	1	0	0	1	2						
Dave Parker, L OBP: 0.328, SLG: 0.460 (1, 9)				4-3						K	5	0	2	1	0	1	2						
Bob Robertson, R OBP: 0.308, SLG: 0.338 Frank Taveras, R OBP: 0.319, SLG: 0.296 Ed Kirkpatrick, L OBP: 0.302, SLG: 0.284 (1, 3)				5-3			F7				4	0	1	0	0	0	3						
Richie Hebner, L OBP: 0.299, SLG: 0.318 (1, 5)					F9		F7		FC3-5-6-2	FC6-4	4	0	0	0	0	0	4						
Duffy Dyer, R OBP: 0.313, SLG: 0.365 Manny Sanguillen, R OBP: 0.332, SLG: 0.362 (4, 2)			SH5-4		6-3		5-3			FC6-4	0	0	0	0	1	0	0						
Jim Rooker, R OBP: 0.256, SLG: 0.357 Ramon Hernandez, S (7, 1)			SH5-4				5-3			IBB	2	0	1	0	0	0	0						
Bob Moose, R OBP: 0.375, SLG: 1.000 Kent Tekulve, R (9, 1)					1B				FC6-4	FC6-4	1	0	0	0	0	0	2						
Inning Stats	R: 0 E: 0 K: 1 S: 5	H: 0 LOB: 0 BB: 0 P: 5	R: 0 E: 0 K: 0 S: 4	H: 1 LOB: 1 BB: 0 P: 4	R: 0 E: 0 K: 0 S: 3	H: 0 LOB: 1 BB: 1 P: 7	R: 1 E: 0 K: 0 S: 5	H: 2 LOB: 1 BB: 0 P: 5	R: 0 E: 0 K: 1 S: 7	H: 2 LOB: 2 BB: 0 P: 7	R: 0 E: 0 K: 0 S: 4	H: 1 LOB: 1 BB: 0 P: 4	R: 0 E: 0 K: 0 S: 3	H: 0 LOB: 0 BB: 0 P: 3	R: 0 E: 0 K: 1 S: 6	H: 1 LOB: 1 BB: 0 P: 6	R: 0 E: 0 K: 0 S: 4	H: 1 LOB: 3 BB: 1 P: 8	R: 1 E: 0 K: 1 S: 6	H: 2 LOB: 0 BB: 0 P: 6	1B: 8 2B: 2 3B: 0 HR: 0	SF: 0 SAC: 1 DP: 1 HBP: 0	WP: 0 PA: 41
PITCHER	IP 9.0	WLS 37	BF 8	H 1	R 1	ER 3	SO 3	BB 1	IBB 0	HBP 0	BLK 0	WP 0	HR 0	S 41	P 49	ERA 1.00	WHIP 1.000						
Skip Lockwood, R ERA: 2.41 (10, 1)	1.0	L	4	2	1	1	1	0	0	0	0	0	0	6	6	9.00	2.000						

Pittsburgh Pirates @ New York Mets
Shea Stadium, Flushing, NY
Thu Jul 29 1976, 3:33 AM EDT
Alt. 12,588 - Overcast

AB 38
R 2
H 10
RBI 1
BB 2
SO 4
LOB 22



Batter	1	2	3	4	5	6	7	8	9	10	AB	R	H	RBI	BB	SO	LOB	BOTTOM			
Leon Brown, R OBP: 0.255, SLG: 0.261 Ed Kranepool, L OBP: 0.249, SLG: 0.404 Pepe Mangual, R OBP: 0.391, SLG: 0.347 (10, 8)	1-3		SH3-4		F8		F2		BB	1B	4	0	1	0	0	0	0				
Bruce Boisclair, L OBP: 0.331, SLG: 0.331 (1, 9)			SH3-4				K		HBP	BB	4	0	3	0	0	1	0				
John Milner, L OBP: 0.341, SLG: 0.443 (1, 7)					K		WP		HBP	BB	2	0	0	0	3	2	2				
Joe Torre, R OBP: 0.327, SLG: 0.380 (1, 3)	F5		G6-4-3		F8		F9		HBP		4	0	0	1	0	0	6				
Jerry Grote, R OBP: 0.332, SLG: 0.308 Jim Dwyer, L OBP: 0.282, SLG: 0.240 Ron Hodges, L OBP: 0.407, SLG: 0.436 (10, 2)		5-3							F9	F9	2	0	0	0	2	0	0				
Roy Staiger, R OBP: 0.271, SLG: 0.274 (1, 5)					BB						5	0	2	0	0	1	2				
Felix Millan, R OBP: 0.310, SLG: 0.312 (1, 4)							F8				5	0	1	0	0	0	3				
Bud Harrelson, S OBP: 0.337, SLG: 0.286 (1, 6)											5	0	1	0	0	1	3				
Mickey Lolich, S OBP: 0.244, SLG: 0.162 Mike Phillips, L OBP: 0.327, SLG: 0.373 Skip Lockwood, R OBP: 0.500, SLG: 0.545 (10, 1)			SH3-4		5-3						3	0	1	0	0	1	4				
Inning Stats	R: 0 E: 0 K: 1 S: 6	H: 1 LOB: 1 BB: 0 P: 6	R: 0 E: 0 K: 1 S: 6	H: 1 LOB: 1 BB: 0 P: 6	R: 0 E: 0 K: 0 S: 4	H: 2 LOB: 2 BB: 1 P: 8	R: 0 E: 0 K: 1 S: 6	H: 1 LOB: 2 BB: 1 P: 10	R: 0 E: 0 K: 1 S: 6	H: 1 LOB: 1 BB: 0 P: 6	R: 0 E: 0 K: 1 S: 5	H: 0 LOB: 1 BB: 1 P: 9	R: 0 E: 0 K: 0 S: 3	H: 1 LOB: 0 BB: 0 P: 3	R: 1 E: 0 K: 1 S: 7	H: 2 LOB: 3 BB: 1 P: 12	R: 0 E: 0 K: 0 S: 3	H: 0 LOB: 0 BB: 0 P: 3	1B: 8 2B: 1 3B: 1 HR: 0	SF: 0 SAC: 1 DP: 2 HBP: 1	WP: 1 PA: 44
PITCHER	IP 6.0	WLS 27	BF 4	H 0	R 0	ER 0	SO 5	BB 3	IBB 0	HBP 0	BLK 0	WP 0	HR 0	S 34	P 46	ERA 0.00	WHIP 1.667				
Ramon Hernandez, L ERA: 4.25 (7, 1)	1.0	0	0	0	1	0	0	0	0	0	1	0	5	9	0.00	1.000					
Bob Moose, R ERA: 3.08 (8, 1)	1.2	9	3	1	1	1	1	0	0	0	0	0	9	14	5.40	2.400					
Kent Tekulve, R ERA: 3.05 (9, 1)	1.1	W	4	0	0	0	0	0	0	0	0	0	4	4	0.00	0.000					

Pittsburgh Pirates @ New York Mets
Shea Stadium, Flushing, NY
Thu Jul 29 1976, 3:33 AM EDT
Alt. 12,588 - Overcast

AB 37
R 1
H 10
RBI 1
BB 5
SO 7
LOB 23



Batter	1	2	3	4	5	6	7	8	9	AB	R	H	RBI	BB	SO	LOB	TOP					
Dave Cash, R OBP: 0.334, SLG: 0.354 (1, 4)										4	0	0	0	0	1	2	Philadelphia Phillies @ New York Mets Shea Stadium, Flushing, NY Fri Jul 30 1976, 7:05 PM EDT Att: 26,548 - Unknown					
Larry Bowa, S OBP: 0.292, SLG: 0.294 (1, 6)										4	0	0	0	0	2	3						
Mike Schmidt, R OBP: 0.394, SLG: 0.566 (1, 5)										2	1	0	0	2	0	0						
Greg Luzinski, R OBP: 0.360, SLG: 0.509 (1, 7)										3	1	1	1	1	1	1						
Ollie Brown, R OBP: 0.381, SLG: 0.444 (1, 9)										4	0	1	1	0	0	2						
Jerry Martin, R OBP: 0.345, SLG: 0.373 (1, 8)										5	0	0	0	0	0	3						
Bob Boone, R OBP: 0.376, SLG: 0.417 (1, 3)										3	0	0	0	0	0	0						
Johnny Oates, L OBP: 0.304, SLG: 0.256 (1, 2)										3	0	2	0	0	1	0						
Jim Kaat, L OBP: 0.217, SLG: 0.298 (6, PH)										1	0	0	0	0	0	1						
Tony Taylor, R (6, PH)										1	0	0	0	0	0	0						
Ron Schueler, R (6, PH)										0	0	0	0	0	0	0						
Garry Maddox, R OBP: 0.377, SLG: 0.462 (8, PH)										1	0	0	0	0	0	1						
Gene Garber, R OBP: 0.426, SLG: 0.200 (8, 1)										0	0	0	0	0	0	0						
Inning Stats	R: 0 E: 0 K: 1 S: 5	H: 0 LOB: 0 BB: 0 P: 5	R: 0 E: 0 K: 0 S: 2	H: 0 LOB: 0 BB: 1 P: 6	R: 0 E: 1 K: 1 S: 7	H: 1 LOB: 2 BB: 0 P: 7	R: 0 E: 0 K: 0 S: 2	H: 0 LOB: 0 BB: 1 P: 6	R: 0 E: 0 K: 1 S: 5	H: 0 LOB: 0 BB: 0 P: 5	R: 0 E: 1 K: 0 S: 3	H: 0 LOB: 0 BB: 0 P: 3	R: 0 E: 0 K: 1 S: 5	H: 0 LOB: 0 BB: 0 P: 5	R: 0 E: 0 K: 0 S: 4	H: 1 LOB: 1 BB: 0 P: 4	R: 2 E: 0 K: 1 S: 7	H: 2 LOB: 1 BB: 1 P: 11	1B: 3 2B: 1 3B: 0 HR: 0	SF: 0 SAC: 0 DP: 2 HBP: 0	WP: 1 PB: 0 SB: 0 CS: 0	PA: 34
PITCHER Jerry Kosman, L ERA: 3.34 (1, 1)	IP: 9.0 WLS: W BF: 34 H: 4 R: 2 ER: 2 SO: 5 BB: 3 IBB: 0 HBP: 0 BLK: 0 WP: 1 HR: 0 S: 40 P: 52 ERA: 2.00 WHIP: 0.778															PITCHER	IP: 9.0 WLS: W BF: 34 H: 4 R: 2 ER: 2 SO: 5 BB: 3 IBB: 0 HBP: 0 BLK: 0 WP: 1 HR: 0 S: 40 P: 52 ERA: 2.00 WHIP: 0.778					

Batter	1	2	3	4	5	6	7	8	9	AB	R	H	RBI	BB	SO	LOB	BOTTOM			
Leon Brown, R OBP: 0.275, SLG: 0.286 (1, 8)										3	1	1	0	1	0	0	Philadelphia Phillies @ New York Mets Shea Stadium, Flushing, NY Fri Jul 30 1976, 7:05 PM EDT Att: 26,548 - Unknown			
Bruce Boisclair, L OBP: 0.329, SLG: 0.329 (1, 9)										4	1	1	0	0	2	1				
John Milner, L OBP: 0.340, SLG: 0.440 (1, 7)										4	1	1	1	0	1	0				
Pepe Mangual, R OBP: 0.391, SLG: 0.347 (9, 7)										0	0	0	0	0	0	0				
Joe Torre, R OBP: 0.326, SLG: 0.384 (1, 3)										3	0	1	1	0	1	0				
Jerry Grote, R OBP: 0.335, SLG: 0.308 (1, 2)										3	0	1	0	1	0	0				
Roy Staiger, R OBP: 0.285, SLG: 0.268 (1, 5)										3	0	0	0	0	1	4				
Felix Millan, R OBP: 0.313, SLG: 0.313 (1, 4)										2	0	1	1	1	0	0				
Bud Harrelson, S OBP: 0.333, SLG: 0.282 (1, 6)										3	0	0	0	0	1	5				
Jerry Kosman, R OBP: 0.277, SLG: 0.304 (1, 1)										3	0	0	0	0	1	0				
Inning Stats	R: 3 E: 0 K: 0 S: 8	H: 5 LOB: 2 BB: 0 P: 8	R: 0 E: 0 K: 0 S: 3	H: 0 LOB: 0 BB: 0 P: 3	R: 0 E: 0 K: 0 S: 4	H: 1 LOB: 3 BB: 2 P: 12	R: 0 E: 0 K: 1 S: 4	H: 0 LOB: 0 BB: 1 P: 8	R: 0 E: 0 K: 1 S: 5	H: 0 LOB: 0 BB: 0 P: 5	R: 0 E: 0 K: 2 S: 7	H: 0 LOB: 0 BB: 0 P: 7	R: 0 E: 0 K: 1 S: 5	H: 0 LOB: 0 BB: 0 P: 5	R: 0 E: 0 K: 1 S: 5	H: 0 LOB: 0 BB: 0 P: 5	1B: 4 2B: 2 3B: 0 HR: 0	SF: 1 SAC: 0 DP: 0 HBP: 0	WP: 0 PB: 0 SB: 0 CS: 1	PA: 32
PITCHER Jim Kaat, L ERA: 2.94 (1, 1)	IP: 5.0 WLS: L BF: 23 H: 6 R: 3 ER: 3 SO: 2 BB: 3 IBB: 3 HBP: 0 BLK: 0 WP: 0 HR: 0 S: 24 P: 36 ERA: 5.40 WHIP: 1.800															PITCHER	IP: 5.0 WLS: L BF: 23 H: 6 R: 3 ER: 3 SO: 2 BB: 3 IBB: 3 HBP: 0 BLK: 0 WP: 0 HR: 0 S: 24 P: 36 ERA: 5.40 WHIP: 1.800			
PITCHER Ron Schueler, R ERA: 3.42 (6, 1)	IP: 2.0 WLS: 0 BF: 6 H: 0 R: 0 ER: 0 SO: 4 BB: 0 IBB: 0 HBP: 0 BLK: 0 WP: 0 HR: 0 S: 14 P: 14 ERA: 0.00 WHIP: 0.000															PITCHER	IP: 2.0 WLS: 0 BF: 6 H: 0 R: 0 ER: 0 SO: 4 BB: 0 IBB: 0 HBP: 0 BLK: 0 WP: 0 HR: 0 S: 14 P: 14 ERA: 0.00 WHIP: 0.000			
PITCHER Gene Garber, R ERA: 2.93 (8, 1)	IP: 1.0 WLS: 0 BF: 3 H: 0 R: 0 ER: 0 SO: 1 BB: 0 IBB: 0 HBP: 0 BLK: 0 WP: 0 HR: 0 S: 5 P: 5 ERA: 0.00 WHIP: 0.000															PITCHER	IP: 1.0 WLS: 0 BF: 3 H: 0 R: 0 ER: 0 SO: 1 BB: 0 IBB: 0 HBP: 0 BLK: 0 WP: 0 HR: 0 S: 5 P: 5 ERA: 0.00 WHIP: 0.000			

Batter	1	2	3	4	5	6	7	8	9	AB	R	H	RBI	BB	SO	LOB	TOP									
Dave Cash, R OBP: 0.333, SLG: 0.353 (1, 4)										4	0	1	0	0	1	1	Philadelphia Phillies @ New York Mets Shea Stadium, Flushing, NY Sat Jul 31 1976, 3:33 AM EDT Att: 22,792 - Unknown									
Larry Bowa, S OBP: 0.289, SLG: 0.291 (1, 6)										4	0	0	0	0	0	0										
Mike Schmidt, R OBP: 0.393, SLG: 0.566 (1, 5)										4	0	1	0	0	1	0										
Greg Luzinski, R OBP: 0.359, SLG: 0.508 Jerry Martin, R OBP: 0.345, SLG: 0.373 (9, PR) (9, 7)										4	0	1	0	0	1	1										
Ollie Brown, R OBP: 0.378, SLG: 0.438 (1, 9)										4	1	1	0	0	1	2										
Gary Maddox, R OBP: 0.376, SLG: 0.459 (1, 8)										4	1	1	0	0	1	2										
Bobby Tolan, L OBP: 0.288, SLG: 0.372 (1, 3)										3	0	1	0	0	1	0										
Johnny Oates, L OBP: 0.340, SLG: 0.304 (1, 2)										3	0	2	2	1	0	3										
Larry Christenson, R OBP: 0.211, SLG: 0.250 Tug McGraw, R OBP: 0.167, SLG: 0.333 (6, 1)										2	0	0	0	0	1	2										
										1	0	0	0	0	0	1										
Inning Stats	R: 0 E: 0 K: 2 S: 7	H: 0 LOB: 0 BB: 0 P: 7	R: 0 E: 0 K: 1 S: 5	H: 0 LOB: 0 BB: 0 P: 5	R: 0 E: 0 K: 0 S: 3	H: 0 LOB: 1 BB: 1 P: 7	R: 0 E: 0 K: 1 S: 5	H: 0 LOB: 0 BB: 0 P: 5	R: 2 E: 0 K: 1 S: 8	H: 4 LOB: 2 BB: 0 P: 8	R: 0 E: 0 K: 1 S: 6	H: 1 LOB: 1 BB: 0 P: 6	R: 0 E: 0 K: 1 S: 6	H: 1 LOB: 1 BB: 0 P: 6	R: 0 E: 0 K: 0 S: 3	H: 0 LOB: 0 BB: 0 P: 3	R: 0 E: 0 K: 0 S: 5	H: 2 LOB: 3 BB: 0 P: 5	1B: 5 2B: 3 3B: 0 HR: 0	SF: 0 SAC: 1 DP: 0 HBP: 0	WP: 0 PB: 0 SB: 1 CS: 0	PA: 35				
PITCHER	IP	WLS	BF	H	R	ER	SO	BB	IBB	HBP	BLK	WP	HR	S	P	ERA	WHIP									
Jon Matlack, L ERA: 2.72 Ken Sanders, R ERA: 1.64	(1, 1)	8.0	L	30	6	2	2	7	1	0	0	0	0	0	43	47	2.25	0.875								
(9, 1)	1.0		5	2	0	0	0	0	0	0	0	0	0	5	5	0.00	2.000									

AB	33
R	2
H	8
RBI	2
BB	1
SO	7
LOB	12




Batter	1	2	3	4	5	6	7	8	9	AB	R	H	RBI	BB	SO	LOB	BOTTOM									
Jim Dwyer, L OBP: 0.274, SLG: 0.232 Leon Brown, R OBP: 0.269, SLG: 0.280 (1, 9)										3	0	0	0	0	0	1	Philadelphia Phillies @ New York Mets Shea Stadium, Flushing, NY Sat Jul 31 1976, 3:33 AM EDT Att: 22,792 - Unknown									
Bruce Boisclair, L OBP: 0.323, SLG: 0.322 (1, 8)										3	0	0	0	0	1											
Joe Torre, R OBP: 0.324, SLG: 0.382 Ken Sanders, R (8, PH) (9, 1)										1	0	0	0	0	0	0										
John Milner, L OBP: 0.345, SLG: 0.455 (1, 7)										4	1	3	1	0	1	0										
Ed Kranepool, L OBP: 0.345, SLG: 0.399 (1, 3)										4	0	0	0	0	2											
Ron Hodges, L OBP: 0.400, SLG: 0.427 Jerry Grote, R OBP: 0.332, SLG: 0.306 (7, PH) (8, 2)										2	0	0	0	0	1	1										
Mike Phillips, L OBP: 0.324, SLG: 0.369 Felix Millan, R OBP: 0.312, SLG: 0.313 (1, 4) (7, PH) (8, 4)										2	0	0	0	0	1											
Roy Staiger, R OBP: 0.266, SLG: 0.269 (1, 5)										3	0	1	0	0	1	0										
Bud Harrelson, S OBP: 0.330, SLG: 0.278 (1, 6)										3	0	0	0	0	1											
Jon Matlack, L OBP: 0.238, SLG: 0.175 Mike Vail, R OBP: 0.206, SLG: 0.212 Pepe Mangual, R OBP: 0.391, SLG: 0.347 (1, 1) (8, PH) (9, 9)										2	0	1	0	0	1	0										
										1	0	0	0	0	0	0										
										0	0	0	0	0	0	0										
Inning Stats	R: 1 E: 0 K: 0 S: 4	H: 1 LOB: 0 BB: 0 P: 4	R: 0 E: 0 K: 1 S: 5	H: 0 LOB: 0 BB: 0 P: 5	R: 0 E: 0 K: 0 S: 4	H: 1 LOB: 1 BB: 0 P: 4	R: 0 E: 0 K: 1 S: 6	H: 1 LOB: 1 BB: 0 P: 6	R: 0 E: 0 K: 1 S: 5	H: 0 LOB: 0 BB: 0 P: 5	R: 0 E: 0 K: 0 S: 4	H: 1 LOB: 1 BB: 0 P: 4	R: 0 E: 0 K: 0 S: 4	H: 1 LOB: 1 BB: 0 P: 4	R: 0 E: 0 K: 0 S: 3	H: 0 LOB: 0 BB: 0 P: 3	R: 0 E: 0 K: 1 S: 5	H: 0 LOB: 0 BB: 0 P: 5	1B: 4 2B: 0 3B: 0 HR: 1	SF: 0 SAC: 0 DP: 0 HBP: 0	WP: 0 PB: 0 SB: 0 CS: 0	PA: 32				
PITCHER	IP	WLS	BF	H	R	ER	SO	BB	IBB	HBP	BLK	WP	HR	S	P	ERA	WHIP									
Larry Christenson, R ERA: 3.85 Tug McGraw, L ERA: 2.54	(1, 1)	5.2	W	21	4	1	1	3	0	0	0	0	0	0	27	27	1.59	0.706								
(6, 1)	3.1	S	11	1	0	0	1	0	0	0	0	0	0	13	13	0.00	0.300									



Batter	1	2	3	4	5	6	7	8	9	10	11	AB	R	H	RBI	BB	SO	LOB	TOP					
Dave Cash, R OBP: 0.332, SLG: 0.351 (1, 4)												5	0	1	0	0	0	0						
Larry Bowa, S OBP: 0.288, SLG: 0.290 (1, 6)												5	1	1	0	0	1	2						
Mike Schmidt, R OBP: 0.393, SLG: 0.561 (1, 5)												3	1	0	0	2	2	0						
Greg Luzinski, R OBP: 0.360, SLG: 0.515 (1, 7)												3	2	1	4	1	1	1						
Jerry Martin, R OBP: 0.339, SLG: 0.365 (8, 7)												1	0	0	0	0	1	0						
Jay Johnstone, L OBP: 0.380, SLG: 0.470 (1, 9)												5	2	2	0	0	0	1						
Gary Maddox, R OBP: 0.376, SLG: 0.462 (1, 8)												5	0	2	2	0	1	0						
Bobby Tolan, L OBP: 0.280, SLG: 0.360 (1, 3)												5	0	0	1	0	2	2						
Tim McCarver, L OBP: 0.430, SLG: 0.392 (1, 2)												4	0	0	0	0	0	1						
Tom Underwood, R OBP: 0.317, SLG: 0.383 (1, 1)												1	0	0	0	0	0	1						
Ron Schueler, R OBP: 0.271, SLG: 0.420 (4, 1)												0	0	0	0	0	0	0						
Bob Apodaca, R OBP: 0.296, SLG: 0.222 (1, 9)												6	0	1	1	0	2	3						
Ken Sanders, R ERA: 1.5 (7, 1)												3	1	1	0	2	0	0						
Skip Lockwood, R ERA: 2.46 (10, 1)												6	0	2	1	0	2	2						
John Milner, L OBP: 0.344, SLG: 0.452 (1, 7)												3	0	1	0	0	1	0						
Joe Torre, R OBP: 0.324, SLG: 0.382 (1, 3)												2	0	0	1	0	1	1						
Ed Kranepool, L OBP: 0.342, SLG: 0.396 (8, 3)												5	1	3	0	0	0	1						
Jerry Grote, R OBP: 0.337, SLG: 0.311 (1, 2)												0	0	0	0	0	0	0						
Bud Harrelson, S OBP: 0.330, SLG: 0.278 (10, PR)												1	1	0	0	1	1	0						
Roy Staiger, R OBP: 0.270, SLG: 0.267 (1, 5)												1	0	0	0	1	1	0						
Mike Phillips, L OBP: 0.322, SLG: 0.367 (8, PH)												1	0	0	0	0	1	0						
Felix Millan, R OBP: 0.313, SLG: 0.317 (1, 4)												4	1	1	2	1	0	2						
Leo Foster, R OBP: 0.500, SLG: 0.333 (1, 6)												4	1	1	2	1	0	2						
Ron Hodges, L OBP: 0.397, SLG: 0.423 (11, 2)												3	1	1	1	1	1	0						
Bob Apodaca, R OBP: 0.231, SLG: 0.231 (1, 1)												2	0	0	0	0	0	4						
Jim Dwyer, L OBP: 0.272, SLG: 0.230 (6, PH)												1	0	0	0	0	0	0						
Ken Sanders, R ERA: 2.52 (7, 1)												0	0	0	0	0	0	0						
Bruce Boisclair, L OBP: 0.325, SLG: 0.320 (10, 9)												1	0	0	0	1	0	0						
Inning Stats	R: 0 E: 0 K: 1 S: 5	H: 0 LOB: 0 BB: 0 P: 5	R: 2 E: 0 K: 0 S: 5	H: 2 LOB: 1 BB: 1 P: 9	R: 0 E: 0 K: 1 S: 5	H: 1 LOB: 1 BB: 1 P: 9	R: 0 E: 0 K: 1 S: 5	H: 0 LOB: 0 BB: 0 P: 5	R: 4 E: 0 K: 0 S: 6	H: 3 LOB: 1 BB: 1 P: 10	R: 0 E: 0 K: 1 S: 5	H: 0 LOB: 0 BB: 0 P: 5	R: 0 E: 0 K: 0 S: 3	H: 0 LOB: 0 BB: 0 P: 3	R: 0 E: 0 K: 0 S: 3	H: 0 LOB: 0 BB: 0 P: 3	R: 0 E: 0 K: 1 S: 5	H: 0 LOB: 0 BB: 0 P: 5	R: 1 E: 0 K: 3 S: 11	H: 2 LOB: 1 BB: 0 P: 11	1B: 6 2B: 1 3B: 0 HR: 1	SF: 0 SAC: 0 DP: 0 HBP: 0	WP: 0 PB: 0 SB: 1 CS: 1	PA: 43
PITCHER	IP WLS BF H R ER SO BB IBB HBP BLK WP HR S P ERA WHIP																							
Bob Apodaca, R ERA: 2.96 (1, 1)	6.0	26	6	6	6	4	0	0	0	0	0	0	0	0	9	9	0.00	0.000						
Ken Sanders, R ERA: 1.5 (7, 1)	3.0	9	0	0	0	0	0	0	0	0	0	0	0	0	9	9	0.00	0.000						
Skip Lockwood, R ERA: 2.46 (10, 1)	2.0	L 8	2	1	1	4	0	0	0	0	0	0	0	16	16	4.50	1.000							

Philadelphia Phillies @ New York Mets
Shea Stadium, Flushing, NY
Sun Aug 01 1976, 3:33 AM EDT
Unknown

AB 40
R 7
H 8
RBI 7
BB 3
SO 8
LOB 8



Batter	1	2	3	4	5	6	7	8	9	10	11	AB	R	H	RBI	BB	SO	LOB	BOTTOM					
Pepe Mangual, R OBP: 0.386, SLG: 0.351 (1, 8)												6	0	1	1	0	2	3						
Mike Vail, R OBP: 0.256, SLG: 0.222 (1, 9)												3	1	1	0	2	0	0						
Leon Brown, R OBP: 0.289, SLG: 0.280 (9, PR)												0	1	0	0	0	0	0						
Skip Lockwood, R OBP: 0.462, SLG: 0.500 (10, 1)												6	0	2	1	0	2	2						
John Milner, L OBP: 0.344, SLG: 0.452 (1, 7)												3	0	1	0	0	1	0						
Joe Torre, R OBP: 0.324, SLG: 0.382 (1, 3)												2	0	0	1	0	1	1						
Ed Kranepool, L OBP: 0.342, SLG: 0.396 (8, 3)												5	1	3	0	0	0	1						
Jerry Grote, R OBP: 0.337, SLG: 0.311 (1, 2)												0	0	0	0	0	0	0						
Bud Harrelson, S OBP: 0.330, SLG: 0.278 (10, PR)												1	1	0	0	1	1	0						
Roy Staiger, R OBP: 0.270, SLG: 0.267 (1, 5)												1	0	0	0	1	1	0						
Mike Phillips, L OBP: 0.322, SLG: 0.367 (8, PH)												1	0	0	0	0	1	0						
Felix Millan, R OBP: 0.313, SLG: 0.317 (1, 4)												4	1	1	2	1	0	2						
Leo Foster, R OBP: 0.500, SLG: 0.333 (1, 6)												4	1	1	2	1	0	2						
Ron Hodges, L OBP: 0.397, SLG: 0.423 (11, 2)												3	1	1	1	1	1	0						
Bob Apodaca, R OBP: 0.231, SLG: 0.231 (1, 1)												2	0	0	0	0	0	4						
Jim Dwyer, L OBP: 0.272, SLG: 0.230 (6, PH)												1	0	0	0	0	0	0						
Ken Sanders, R ERA: 2.52 (7, 1)												0	0	0	0	0	0	0						
Bruce Boisclair, L OBP: 0.325, SLG: 0.320 (10, 9)												1	0	0	0	1	0	0						
Inning Stats	R: 0 E: 0 K: 0 S: 3	H: 0 LOB: 0 BB: 0 P: 3	R: 0 E: 0 K: 0 S: 5	H: 2 LOB: 3 BB: 1 P: 9	R: 0 E: 0 K: 1 S: 5	H: 0 LOB: 0 BB: 0 P: 5	R: 4 E: 0 K: 1 S: 9	H: 4 LOB: 2 BB: 2 P: 17	R: 0 E: 0 K: 2 S: 7	H: 0 LOB: 0 BB: 0 P: 7	R: 1 E: 0 K: 0 S: 4	H: 1 LOB: 1 BB: 1 P: 8	R: 0 E: 0 K: 1 S: 5	H: 0 LOB: 0 BB: 0 P: 5	R: 1 E: 0 K: 1 S: 7	H: 2 LOB: 1 BB: 0 P: 7	R: 0 E: 0 K: 1 S: 6	H: 1 LOB: 3 BB: 2 P: 14	R: 0 E: 0 K: 1 S: 5	H: 0 LOB: 0 BB: 0 P: 5	1B: 8 2B: 2 3B: 2 HR: 0	SF: 1 SAC: 2 DP: 0 HBP: 0	WP: 0 PB: 0 SB: 1 CS: 0	PA: 49
PITCHER	IP WLS BF H R ER SO BB IBB HBP BLK WP HR S P ERA WHIP																							
Tom Underwood, L ERA: 3.81 (1, 1)	3.2	19	6	4	4	1	2	0	0	0	0	0	0	0	19	27	9.82	2.182						
Ron Schueler, R ERA: 3.36 (4, 1)	0.1	2	0	0	0	1	1	0	0	0	0	0	0	3	7	0.00	3.000							
Ron Reed, R ERA: 2.93 (5, 1)	4.2	17	2	2	2	5	1	0	0	0	0	0	0	26	30	3.86	0.643							
Tug McGraw, L ERA: 2.52 (9, 1)	0.1	2	1	0	0	0	0	0	0	0	0	0	0	2	2	0.00	3.000							
Gene Garber, R ERA: 2.83 (10, 1)	2.0	W 9	1	0	0	2	0	2	0	0	0	0	0	11	19	0.00	0.500							

Philadelphia Phillies @ New York Mets
Shea Stadium, Flushing, NY
Sun Aug 01 1976, 3:33 AM EDT
Unknown

AB 40
R 6
H 10
RBI 6
BB 6
SO 9
LOB 15



Batter	1	2	3	4	5	6	7	8	9	AB	R	H	RBI	BB	SO	LOB	TOP			
Dave Cash, R (1,4) OBP: 0.333, SLG: 0.351	4-3			CS 1B		F9		F9 BB BB		3	0	1	0	1	0	0	Philadelphia Phillies @ New York Mets Shea Stadium, Flushing, NY Sun Aug 01 1976, 3:38 AM EDT Att: 34,413 - Unknown			
Larry Bowa, S (1,6) OBP: 0.290, SLG: 0.290	P6			F7 1-2		HR 1B		S BB 1-2		3	1	1	0	1	0	1				
Mike Schmidt, R (1,5) OBP: 0.391, SLG: 0.566	F7			K		HR 1-H		F9 2-3		4	1	1	2	0	1	2				
Greg Luzinski, R (1,7) OBP: 0.359, SLG: 0.511 Ron Schueler, R (8,1)		K				1B BB		K 1-2		3	0	0	0	1	3	2				
Jay Johnstone, L (1,9) OBP: 0.379, SLG: 0.468 Ollie Brown, R (8,PH) OBP: 0.376, SLG: 0.435	L4					1B 1-2		6-3		3	0	1	0	0	0	0				
Gary Maddox, R (1,8) OBP: 0.375, SLG: 0.459	5-3					F9 1		F9		4	0	1	0	0	0	2				
Tom Hutton, L (1,3) OBP: 0.388, SLG: 0.371			1-3			P6 1B		F7 1		4	0	1	0	0	0	3				
Johnny Oates, L (1,2) OBP: 0.315, SLG: 0.280			F7			F7		E4 1-3		4	0	0	0	0	1	4				
Wayne Twitchell, R (1,1) Jerry Martin, R (8,7) OBP: 0.333, SLG: 0.358			K			K		K 1-2		3	0	0	0	0	3	2				
Inning Stats	R: 0 E: 0 K: 0 S: 3	H: 0 LOB: 0 BB: 0 P: 3	R: 0 E: 0 K: 1 S: 5	H: 0 LOB: 0 BB: 0 P: 5	R: 0 E: 0 K: 1 S: 5	H: 1 LOB: 0 BB: 0 P: 5	R: 0 E: 0 K: 1 S: 5	H: 1 LOB: 2 BB: 1 P: 8	R: 2 E: 0 K: 2 S: 9	H: 2 LOB: 0 BB: 0 P: 9	R: 0 E: 1 K: 1 S: 7	H: 1 LOB: 2 BB: 0 P: 7	R: 0 E: 0 K: 1 S: 5	H: 0 LOB: 2 BB: 2 P: 13	R: 0 E: 0 K: 1 S: 6	H: 1 LOB: 1 BB: 0 P: 6		1B: 5 2B: 0 3B: 0 HR: 1	SF: 0 SAC: 0 DP: 0 HBP: 0	WP: 0 PB: 0 SB: 1 CS: 1
PITCHER	IP WLS BF H R ER SO BB IBB HBP BLK WP HR S P ERA WHIP																			
Nino Espinosa, R (1,1) ERA: 2.53	7.0 L 27 5 2 2 6 1 0 0 0 0 1 38 42 2.57 0.857																			
Bob Myrick, L (8,1) ERA: 1.62	2.0 9 1 0 0 2 2 0 0 0 0 0 0 11 19 0.00 1.500																			

Batter	1	2	3	4	5	6	7	8	9	AB	R	H	RBI	BB	SO	LOB	BOTTOM			
Pepe Manguat, R (1,8) OBP: 0.381, SLG: 0.345	G3		K		F2			K		4	0	0	0	0	2	1	Philadelphia Phillies @ New York Mets Shea Stadium, Flushing, NY Sun Aug 01 1976, 3:38 AM EDT Att: 34,413 - Unknown			
Felix Milten, R (1,4) OBP: 0.317, SLG: 0.325	1B 2B		CS 1B		6-3			FC4-6 BB 1B		4	0	3	0	0	0	0				
Mike Vail, R (1,9) OBP: 0.302, SLG: 0.256	1B 2H		CS 1-2		B2-3 1B		K	FC4-6 BB 1-2		3	0	2	0	1	1	0				
Ed Kranepool, L (1,3) OBP: 0.338, SLG: 0.391 Leon Brown, R (9,PR) OBP: 0.269, SLG: 0.280	F7				K		F2	FC4-6 BB G3-6-3 1-2 2-3		4	0	0	0	0	1	4				
Ron Hodges, L (1,2) OBP: 0.385, SLG: 0.407		K		B2-3 1-2		K		G3-6-3 1-2		4	0	0	0	0	2	3				
Bruce Boisclair, L (1,7) OBP: 0.319, SLG: 0.314		K		L8		F7				3	0	0	0	0	1	1				
Roy Staiger, R (1,5) OBP: 0.271, SLG: 0.269 Bob Myrick, R (8,1)					F8		6-3			3	0	1	0	0	0	0				
Bud Harrelson, S (1,6) OBP: 0.330, SLG: 0.279		K			SH3-4 1B			1-3		3	0	1	0	0	1	1				
Nino Espinosa, R (1,1) Mike Phillips, L (8,5) OBP: 0.320, SLG: 0.365			4-3		SH3-4 1B			L6		1	0	0	0	0	0	0				
Inning Stats	R: 0 E: 0 K: 0 S: 4	H: 2 LOB: 1 BB: 0 P: 4	R: 0 E: 0 K: 3 S: 10	H: 1 LOB: 0 BB: 0 P: 10	R: 0 E: 0 K: 1 S: 5	H: 1 LOB: 0 BB: 0 P: 5	R: 0 E: 0 K: 1 S: 6	H: 1 LOB: 1 BB: 0 P: 6	R: 0 E: 0 K: 1 S: 5	H: 0 LOB: 0 BB: 0 P: 5	R: 0 E: 0 K: 1 S: 5	H: 0 LOB: 0 BB: 0 P: 5	R: 0 E: 0 K: 1 S: 5	H: 0 LOB: 2 BB: 1 P: 7	R: 0 E: 0 K: 0 S: 3	H: 1 LOB: 1 BB: 1 P: 7		1B: 6 2B: 1 3B: 0 HR: 0	SF: 0 SAC: 1 DP: 1 HBP: 0	WP: 0 PB: 0 SB: 1 CS: 1
PITCHER	IP WLS BF H R ER SO BB IBB HBP BLK WP HR S P ERA WHIP																			
Wayne Twitchell, R (1,1) ERA: 1.63	7.0 W 25 6 0 0 7 0 0 0 0 0 0 39 39 0.00 0.857																			
Ron Schueler, R (8,1) ERA: 3.12	2.0 S 7 1 0 0 1 1 0 0 0 0 0 0 8 12 0.00 1.000																			

Batter	1	2	3	4	5	6	7	8	9	AB	R	H	RBI	BB	SO	LOB	TOP							
Ellis Valentine, R OBP: 0.323, SLG: 0.416	0-1 S E 1B		2-0 1-3		4-2 1-2 BB		0-1 WP 2B		4-1 FC4-6 BLK BB	3	1	2	1	2	0	0								
Wayne Garrett, L OBP: 0.348, SLG: 0.300	2-1 E7 2-3 1-H		2-1 F8		1-2 F7		3-2 L3		4-1 FC4-6 IBB	4	0	0	0	1	0	3								
Larry Parrish, R OBP: 0.281, SLG: 0.327	1-3 K			0-1 P2		1-0 2B		0-3 K	0-1 FC4-6 1-2 2-3	5	0	1	0	0	2	3								
Earl Williams, R OBP: 0.280, SLG: 0.356	0-0 2-3			0-0 1B		1-1 F8		1-1 F7	0-1 6-3	5	0	1	0	0	0	4								
Del Unser, L OBP: 0.266, SLG: 0.352	2-3 K			1-3 K		0-3 K		2-2 L4		4	0	0	0	0	3	3								
Tim Foli, R OBP: 0.276, SLG: 0.390		4-2 CS BB		1-2 F8		0-0 F8			0-0 1B HR	3	1	1	0	1	0	2								
Mike Jorgensen, L OBP: 0.344, SLG: 0.356		2-3 K			2-2 P6		4-1 SH1-4 2B BB		2-3 K	3	1	0	0	1	2	2	AB 33							
Andre Thornton, R OBP: 0.323, SLG: 0.374					4-2 BB		1-3 K		1-2 HR	2	0	0	0	1	2	2	R 5							
Jerry White, S OBP: 0.306, SLG: 0.316					1-2 BB				1-2 HR	1	1	1	0	0	0	0	H 7							
Woodie Fryman, R OBP: 0.119, SLG: 0.098										2	0	0	0	0	1	1	RBI 4							
Dale Murray, R										1	1	1	0	0	0	0	BB 6							
Chuck Taylor, R										0	0	0	0	0	0	0	SO 10							
Jose Morales, R OBP: 0.358, SLG: 0.534										1	1	1	3	0	0	0	LOB 20							
Joe Kerrigan, R										0	0	0	0	0	0	0								
Inning Stats	R: 1 E: 1 K: 2 S: 11	H: 1 LOB: 1 BB: 0 P: 16	R: 0 E: 0 K: 2 S: 11	H: 0 LOB: 1 BB: 1 P: 20	R: 0 E: 0 K: 0 S: 5	H: 0 LOB: 0 BB: 0 P: 10	R: 0 E: 0 K: 1 S: 9	H: 1 LOB: 1 BB: 0 P: 11	R: 0 E: 0 K: 1 S: 15	H: 1 LOB: 2 BB: 2 P: 26	R: 0 E: 0 K: 1 S: 7	H: 1 LOB: 1 BB: 0 P: 9	R: 1 E: 0 K: 1 S: 13	H: 1 LOB: 1 BB: 1 P: 21	R: 0 E: 0 K: 1 S: 8	H: 0 LOB: 0 BB: 0 P: 11	R: 3 E: 0 K: 1 S: 18	H: 3 LOB: 2 BB: 2 P: 29	1B: 4 2B: 3 3B: 0 HR: 1	SF: 0 SAC: 1 DP: 1 HBP: 0	WP: 1 PB: 0 SB: 1 CS: 1	PA: 40		
PITCHER	IP WLS BF H R ER SO BB IBB HBP BLK WP HR S P ERA WHIP	7.0 L 8 3 3 1 8 4 0 0 0 0 1 21 113 1.29 1.143	1.1 L 8 3 3 3 2 1 0 0 0 0 1 21 31 20.25 3.000	0.2 S 3 0 0 0 0 0 1 0 1 0 0 5 9 0.00 0.000																				

Montreal Expos @ New York Mets
Shea Stadium, Flushing, NY
Mon Aug 02 1976, 7:05 PM EDT
Att: 53,523 - Unknown

AB	33
R	5
H	7
RBI	4
BB	6
SO	10
LOB	20



Batter	1	2	3	4	5	6	7	8	9	AB	R	H	RBI	BB	SO	LOB	BOTTOM						
Pepe Manguat, R OBP: 0.376, SLG: 0.341	0-0 1-3		3-3 K			0-0 6-3	2-0 F7		0-2 F7	3	0	0	0	0	1	0							
Ed Kranepool, L OBP: 0.336, SLG: 0.389										2	0	0	0	0	0	2							
Felix Milan, R OBP: 0.318, SLG: 0.326	2-1 F9			0-0 FC5-4 1B		2-1 F8		3-2 SH3-4 1B	1-1 1-3	5	1	2	0	0	0	0							
John Milner, L OBP: 0.341, SLG: 0.448	1-1 F8			2-2 F9		3-1 6-3		0-0 SH3-4		3	0	0	0	0	0	1							
Skip Lockwood, R OBP: 0.462, SLG: 0.500								1-2 1B		0	0	0	0	0	0	0							
Ken Sanders, R								1-2 1B		0	0	0	0	0	0	0							
Joe Torre, R OBP: 0.327, SLG: 0.393		2-0 3B		1-0 FC5-4 1B		1-0 1-3		2-1 2B 1B		4	0	2	1	0	0	1							
Leon Brown, R OBP: 0.269, SLG: 0.280				1-2 FC5				2-H 2B		0	1	0	0	0	0	0							
Mike Vail, R OBP: 0.319, SLG: 0.279		3-2 6-3		2-1 1B		3-2 FC6-4 1B		0-0 F8		4	0	2	0	0	0	2							
Jerry Grote, R OBP: 0.338, SLG: 0.309		4-1 G5-4-3 BB		2-2 FC5		1-1 FC6-4 HR		4-2 2B BB		2	1	0	0	2	0	3							
Roy Staiger, R OBP: 0.277, SLG: 0.304		1-0 G5-4-3			1-1 F8		1-1 HR	1-1 2B		4	1	2	3	0	0	2	AB 34						
Bud Harrelson, S OBP: 0.328, SLG: 0.278			1-3 K		2-1 P5		1-2 WP S 1B	2-2 1-3		4	0	1	0	0	1	3	R 4						
Tom Seaver, R OBP: 0.183, SLG: 0.093					3-2 1-3		4-2 1B		3-2 4-3	2	0	0	0	0	1	0	H 9						
Bruce Boisclair, L OBP: 0.321, SLG: 0.312										1	0	0	0	1	0	0	RBI 4						
Inning Stats	R: 0 E: 0 K: 0 S: 5	H: 0 LOB: 0 BB: 0 P: 8	R: 0 E: 0 K: 0 S: 6	H: 1 LOB: 1 BB: 1 P: 16	R: 0 E: 0 K: 2 S: 10	H: 0 LOB: 0 BB: 0 P: 17	R: 0 E: 0 K: 0 S: 10	H: 2 LOB: 2 BB: 0 P: 17	R: 0 E: 0 K: 1 S: 7	H: 0 LOB: 0 BB: 0 P: 12	R: 0 E: 0 K: 0 S: 5	H: 0 LOB: 0 BB: 0 P: 10	R: 2 E: 0 K: 0 S: 16	H: 3 LOB: 2 BB: 1 P: 29	R: 2 E: 0 K: 0 S: 14	H: 3 LOB: 3 BB: 1 P: 26	R: 0 E: 0 K: 0 S: 8	H: 0 LOB: 0 BB: 0 P: 12	1B: 6 2B: 1 3B: 1 HR: 1	SF: 0 SAC: 1 DP: 1 HBP: 0	WP: 1 PB: 0 SB: 1 CS: 0	PA: 38	
PITCHER	IP WLS BF H R ER SO BB IBB HBP BLK WP HR S P ERA WHIP	6.2 L 26 6 2 2 3 1 0 0 0 1 0 16 32 2.70 1.050	1.0 W 8 3 2 2 0 2 0 0 0 0 0 3 5 18.00 5.000	0.1 S 3 0 0 0 0 0 0 0 0 0 0 8 12 0.00 0.000																			

Montreal Expos @ New York Mets
Shea Stadium, Flushing, NY
Mon Aug 02 1976, 7:05 PM EDT
Att: 53,523 - Unknown

AB	34
R	4
H	9
RBI	4
BB	3
SO	3
LOB	14



Batter	1	2	3	4	5	6	7	8	9	AB	R	H	RBI	BB	SO	LOB	TOP			
Ellis Valentine, R OBP: 0.331, SLG: 0.417 (1, 8)										4	0	0	0	0	1	1	<p>Montreal Expos @ New York Mets Shea Stadium, Flushing, NY Wed Aug 04 1976, 3:33 AM EDT Att: 15,016 - Unknown</p> <p>livebaseballscorecards.com</p> <p>AB 30 R 0 H 4 RBI 0 BB 0 SO 8 LOB 7</p>			
Bombo Rivera, R OBP: 0.343, SLG: 0.440 (1, 7)										4	0	1	0	0	1	1				
Larry Parrish, R OBP: 0.280, SLG: 0.329 (1, 5)										4	0	0	0	0	1	1				
Jose Morales, R OBP: 0.355, SLG: 0.523 (1, 2)										3	0	0	0	0	1	0				
Earl Williams, R OBP: 0.283, SLG: 0.364 (1, 3)										3	0	2	0	0	0	0				
Gary Carter, R OBP: 0.295, SLG: 0.303 (1, 9)										3	0	0	0	0	0	2				
Pete Mackanin, R OBP: 0.299, SLG: 0.346 (8, 6)										3	0	0	0	0	2	1				
Pepe Frias, R OBP: 0.236, SLG: 0.254 (8, PH)										2	0	1	0	0	0	0				
Barry Foote, R OBP: 0.251, SLG: 0.344 (8, 4)										1	0	0	0	0	0	0				
Wayne Garrett, L OBP: 0.348, SLG: 0.299 (8, 4)										0	0	0	0	0	0	0				
Don Carrithers, R OBP: 0.080, SLG: 0.160 (2, 1)										2	0	0	0	0	2	1				
Chip Lang, R OBP: 0.250, SLG: 0.250 (7, 1)										0	0	0	0	0	0	0				
Chuck Taylor, R OBP: 0.305, SLG: 0.312 (8, PH)										1	0	0	0	0	0	0				
Jerry White, S OBP: 0.305, SLG: 0.312 (8, 1)										0	0	0	0	0	0	0				
Dale Murray, R OBP: 0.295, SLG: 0.303 (8, 1)										0	0	0	0	0	0	0				
Inning Stats	R: 0 E: 0 K: 0 S: 3	H: 1 LOB: 0 BB: 0 P: 3	R: 0 E: 0 K: 2 S: 8	H: 1 LOB: 1 BB: 0 P: 8	R: 0 E: 0 K: 2 S: 8	H: 1 LOB: 1 BB: 0 P: 8	R: 0 E: 0 K: 1 S: 6	H: 0 LOB: 0 BB: 0 P: 7	R: 0 E: 0 K: 1 S: 5	H: 0 LOB: 0 BB: 0 P: 5	R: 0 E: 0 K: 0 S: 3	H: 0 LOB: 0 BB: 0 P: 3	R: 0 E: 0 K: 0 S: 3	H: 0 LOB: 0 BB: 0 P: 3	R: 0 E: 0 K: 0 S: 3	H: 0 LOB: 0 BB: 0 P: 3	1B: 2 2B: 2 3B: 0 HR: 0	SF: 0 SAC: 0 DP: 1 HBP: 0	WP: 0 PB: 0 SB: 0 CS: 0	PA: 30
PITCHER Jerry Kosman, L ERA: 3.14 (1, 1)	IP: 9.0 WLS: W BF: 30 H: 4 R: 0 ER: 0 SO: 8 BB: 0 IBB: 0 HBP: 0 BLK: 0 WP: 0 HR: 0 S: 46 P: 46 ERA: 0.00 WHIP: 0.444																			

Batter	1	2	3	4	5	6	7	8	9	AB	R	H	RBI	BB	SO	LOB	BOTTOM			
Pepe Manguat, R OBP: 0.384, SLG: 0.344 (1, 8)										2	0	1	0	1	0	1	<p>Montreal Expos @ New York Mets Shea Stadium, Flushing, NY Wed Aug 04 1976, 3:33 AM EDT Att: 15,016 - Unknown</p> <p>livebaseballscorecards.com</p> <p>AB 31 R 3 H 9 RBI 4 BB 2 SO 3 LOB 14</p>			
Felix Milten, R OBP: 0.323, SLG: 0.330 (1, 4)										1	0	1	0	0	0	0				
Bud Harrelson, S OBP: 0.325, SLG: 0.275 (2, 6)										3	0	0	0	0	1	3				
Mike Vail, R OBP: 0.286, SLG: 0.269 (1, 9)										4	0	1	1	0	1	2				
Ed Kranepool, L OBP: 0.335, SLG: 0.396 (1, 7)										2	1	1	0	0	0	2				
Bruce Boisclair, L OBP: 0.324, SLG: 0.315 (5, 7)										2	0	0	0	0	0	1				
Joe Torre, R OBP: 0.336, SLG: 0.401 (1, 3)										4	1	3	1	0	0	0				
Jerry Grote, R OBP: 0.338, SLG: 0.316 (1, 2)										4	0	1	2	0	0	2				
Roy Staiger, R OBP: 0.282, SLG: 0.299 (1, 5)										4	0	0	0	0	0	3				
Mike Phillips, L OBP: 0.319, SLG: 0.358 (2, 4)										3	0	0	0	0	0	0				
Jerry Kosman, R OBP: 0.300, SLG: 0.313 (1, 1)										2	1	1	0	1	1	0				
Inning Stats	R: 3 E: 0 K: 1 S: 8	H: 3 LOB: 1 BB: 1 P: 12	R: 0 E: 0 K: 1 S: 6	H: 1 LOB: 0 BB: 0 P: 6	R: 0 E: 0 K: 0 S: 5	H: 2 LOB: 2 BB: 0 P: 5	R: 0 E: 0 K: 1 S: 5	H: 0 LOB: 1 BB: 1 P: 9	R: 0 E: 0 K: 0 S: 3	H: 0 LOB: 0 BB: 0 P: 3	R: 1 E: 0 K: 0 S: 5	H: 2 LOB: 1 BB: 0 P: 5	R: 0 E: 0 K: 0 S: 3	H: 0 LOB: 0 BB: 0 P: 3	R: 0 E: 0 K: 0 S: 3	H: 0 LOB: 0 BB: 0 P: 3		1B: 6 2B: 2 3B: 1 HR: 0	SF: 0 SAC: 1 DP: 0 HBP: 0	WP: 1 PB: 0 SB: 0 CS: 1
PITCHER Don Carrithers, R ERA: 4.5 (1, 1)	IP: 1.0 WLS: L BF: 7 H: 3 R: 3 ER: 3 SO: 3 BB: 1 IBB: 0 HBP: 0 BLK: 0 WP: 1 HR: 0 S: 8 P: 12 ERA: 27.00 WHIP: 4.000																			
Chip Lang, R ERA: 4.29 (2, 1)	5.2 1 23 6 1 1 2 1 0 0 0 0 1 0 26 30 1.59 1.235																			
Chuck Taylor, R ERA: (7, 1)	0.1 1 0 0 0 0 0 0 0 0 0 0 0 0 1 1 0.00 0.000																			
Dale Murray, R ERA: 2.76 (8, 1)	1.0 3 0 0 0 0 0 0 0 0 0 0 0 0 3 3 0.00 0.000																			

Batter	1	2	3	4	5	6	7	8	9	AB	R	H	RBI	BB	SO	LOB	TOP								
Pepe Mangual, R OBP: 0.380, SLG: 0.340 (1, 8)										6	1	1	0	0	3	8	New York Mets @ Pittsburgh Pirates Three Rivers Stadium, Pittsburgh, PA Thu Aug 05 1976, 7:05 PM EDT Att: 7,836 - Unknown								
Leo Foster, R OBP: 0.444, SLG: 0.429 (1, 4)										4	1	1	2	1	1	2									
Mike Vail, R OBP: 0.311, SLG: 0.286 (1, 9)										4	0	2	0	1	1	2									
Joe Torre, R OBP: 0.342, SLG: 0.405 (1, 3)										5	0	3	2	0	0	2									
John Milner, L OBP: 0.339, SLG: 0.442 (1, 7)										4	0	0	0	1	0	5									
Jerry Grote, R OBP: 0.336, SLG: 0.313 (1, 2)										5	1	1	0	0	0	4									
Roy Staiger, R OBP: 0.292, SLG: 0.329 (1, 5)										5	2	3	1	0	1	0									
Bud Harrelson, S OBP: 0.337, SLG: 0.287 (1, 6)										4	1	4	0	1	0	0									
Jon Matlack, L OBP: 0.258, SLG: 0.200 Skip Lockwood, R OBP: 0.462, SLG: 0.500 (8, 1)										3	1	2	1	0	0	2									
Inning Stats	R: 1 E: 0 K: 1 S: 7	H: 2 LOB: 1 BB: 0 P: 7	R: 0 E: 0 K: 2 S: 9	H: 2 LOB: 2 BB: 0 P: 9	R: 0 E: 1 K: 0 S: 4	H: 1 LOB: 1 BB: 0 P: 4	R: 4 E: 0 K: 1 S: 10	H: 5 LOB: 2 BB: 1 P: 14	R: 1 E: 0 K: 0 S: 5	H: 3 LOB: 1 BB: 0 P: 5	R: 0 E: 0 K: 1 S: 5	H: 1 LOB: 2 BB: 2 P: 13	R: 1 E: 0 K: 0 S: 4	H: 1 LOB: 1 BB: 1 P: 8	R: 0 E: 0 K: 0 S: 4	H: 1 LOB: 1 BB: 0 P: 4	R: 0 E: 0 K: 1 S: 6	H: 1 LOB: 2 BB: 0 P: 6	1B: 15 2B: 2 3B: 0 HR: 1	SF: 0 SAC: 2 DP: 3 HBP: 0	WP: 0 PB: 0 SB: 1 CS: 1	PA: 46			
PITCHER	IP	WLS	BF	H	R	ER	SO	BB	IBB	HBP	BLK	WP	HR	S	P	ERA	WHIP								
Jerry Reuss, L ERA: 4.39 Bob Moose, R ERA: 2.97 Kent Tekulve, R ERA: 2.86 Dave Giusti, R ERA: 4.23	3.2	L	21	9	5	5	4	1	0	0	0	0	0	28	32	12.27	2.727								

AB	40
R	7
H	17
RBI	6
BB	4
SO	6
LOB	25



Batter	1	2	3	4	5	6	7	8	9	AB	R	H	RBI	BB	SO	LOB	BOTTOM								
Rennie Stennett, R OBP: 0.291, SLG: 0.355 (1, 4)										4	1	2	0	0	0	0	New York Mets @ Pittsburgh Pirates Three Rivers Stadium, Pittsburgh, PA Thu Aug 05 1976, 7:05 PM EDT Att: 7,836 - Unknown								
Tommy Helms, R OBP: 0.325, SLG: 0.394 (1, 5)										3	0	1	0	1	1	3									
Dave Parker, L OBP: 0.330, SLG: 0.460 (1, 9)										3	1	0	0	1	0	3									
Willie Stargell, L OBP: 0.331, SLG: 0.442 (1, 3)										4	1	1	4	0	3	2									
Richie Zisk, R OBP: 0.335, SLG: 0.454 (1, 7)										4	0	0	0	0	0	0									
Bill Robinson, R OBP: 0.344, SLG: 0.573 (1, 8)										4	0	0	0	0	2	0									
Duffy Dyer, R OBP: 0.313, SLG: 0.376 (1, 2)										4	0	1	0	0	1	0									
Mario Mendoza, R OBP: 0.212, SLG: 0.194 (1, 6)										3	0	1	0	0	1	1									
Jerry Reuss, L OBP: 0.336, SLG: 0.326 Bob Moose, R OBP: 0.275, SLG: 1.000 Ed Knapick, L OBP: 0.226, SLG: 0.294 Kent Tekulve, R OBP: 0.367, SLG: 0.594 Al Oliver, L OBP: 0.307, SLG: 0.594 Dave Giusti, R OBP: 0.307, SLG: 0.594 (8, 1)										1	0	0	0	0	1	0									
Inning Stats	R: 0 E: 0 K: 0 S: 3	H: 1 LOB: 0 BB: 0 P: 3	R: 0 E: 0 K: 1 S: 5	H: 0 LOB: 0 BB: 0 P: 5	R: 0 E: 0 K: 1 S: 5	H: 0 LOB: 0 BB: 0 P: 5	R: 0 E: 0 K: 1 S: 5	H: 0 LOB: 1 BB: 1 P: 9	R: 0 E: 0 K: 0 S: 6	H: 3 LOB: 0 BB: 1 P: 10	R: 0 E: 0 K: 1 S: 6	H: 1 LOB: 1 BB: 0 P: 6	R: 0 E: 0 K: 2 S: 8	H: 1 LOB: 1 BB: 0 P: 8	R: 0 E: 0 K: 2 S: 7	H: 0 LOB: 0 BB: 0 P: 7	1B: 5 2B: 0 3B: 0 HR: 1	SF: 0 SAC: 0 DP: 0 HBP: 0	WP: 0 PB: 0 SB: 1 CS: 0	PA: 35					
PITCHER	IP	WLS	BF	H	R	ER	SO	BB	IBB	HBP	BLK	WP	HR	S	P	ERA	WHIP								
Jon Matlack, L ERA: 2.82 Skip Lockwood, R ERA: 2.77	7.0	W	28	6	4	4	5	2	0	0	0	0	0	1	36	5.14	1.143								



Batter	1	2	3	4	5	6	7	8	9	AB	R	H	RBI	BB	SO	LOB	TOP					
Pepe Mangual, R (1,8) OBP: 0.377, SLG: 0.337	5-3	F9			K		K		1B	5	0	1	0	0	2	3						
Bruce Boisclair, L (1,7) OBP: 0.320, SLG: 0.311	4-3		K		4-3		2B	1B	L6	5	1	1	0	0	1	1						
John Milner, L (1,3) OBP: 0.334, SLG: 0.435	F7		4-3		G3		G3		G3	5	0	0	0	0	0	2						
Mike Vail, R (1,9) OBP: 0.323, SLG: 0.317		4-3	F9			L6				4	1	2	1	0	0	0						
Jerry Grote, R (1,2) OBP: 0.338, SLG: 0.316	4-3					6-3			F9	4	1	2	0	0	0	2						
Roy Staiger, R (1,5) OBP: 0.297, SLG: 0.336		1B			1B				6-3	3	0	1	1	1	0	1						
Mike Phillips, L (1,4) OBP: 0.327, SLG: 0.366									L6	4	0	3	1	0	0	0						
Bud Harrelson, S (1,6) OBP: 0.339, SLG: 0.285		2-3							F7	2	0	0	0	2	0	2						
Tom Seaver, R (1,1) OBP: 0.177, SLG: 0.089									F9	2	0	0	0	0	1	5						
Jim Dwyer, L (6,PH) OBP: 0.270, SLG: 0.228	K									1	0	0	0	0	0	2						
Ken Sanders, R (6,1) OBP: 0.390, SLG: 0.411										0	0	0	0	0	0	0						
Bob Myrick, R (7,1) OBP: 0.390, SLG: 0.411										0	0	0	0	0	0	0						
Ron Hodges, L (9,PH) OBP: 0.390, SLG: 0.411										1	0	0	0	0	0	0						
Inning Stats	R: 0 E: 0 K: 0 S: 3	H: 0 LOB: 0 BB: 0 P: 3	R: 1 E: 0 K: 1 S: 8	H: 3 LOB: 3 BB: 1 P: 12	R: 0 E: 0 K: 1 S: 5	H: 0 LOB: 0 BB: 0 P: 5	R: 0 E: 0 K: 0 S: 4	H: 2 LOB: 2 BB: 1 P: 8	R: 0 E: 0 K: 1 S: 5	H: 0 LOB: 0 BB: 0 P: 5	R: 1 E: 0 K: 0 S: 5	H: 2 LOB: 2 BB: 1 P: 9	R: 1 E: 0 K: 1 S: 7	H: 2 LOB: 1 BB: 0 P: 7	R: 0 E: 0 K: 0 S: 3	H: 0 LOB: 0 BB: 0 P: 3	R: 0 E: 0 K: 0 S: 4	H: 1 LOB: 1 BB: 0 P: 4	1B: 8 2B: 2 3B: 0 HR: 0	SF: 0 SAC: 0 DP: 0 HBP: 0	WP: 0 PB: 0 SB: 0 CS: 0	PA: 39
PITCHER Bruce Kison, R (1,1) ERA: 3.23	IP: 9.0 WLS: W BF: 39 H: 10 R: 3 ER: 3 SO: 4 BB: 2 IBB: 1 HBP: 0 BLK: 0 WP: 0 HR: 0 S: 44 P: 56 ERA: 3.00 WHIP: 1.333															PITCHER						

New York Mets @ Pittsburgh Pirates
Three Rivers Stadium, Pittsburgh, PA
Sat Aug 07 1976, 7:05 PM EDT
Unknown

AB 36
R 3
H 10
RBI 3
BB 3
SO 4
LOB 18



Batter	1	2	3	4	5	6	7	8	9	AB	R	H	RBI	BB	SO	LOB	BOTTOM			
Rennie Stennett, R (1,4) OBP: 0.293, SLG: 0.355	K		6-3		2B		1B			5	2	2	1	0	1	2				
Richie Hebner, L (1,5) OBP: 0.302, SLG: 0.321	K		F2		E					5	3	3	1	0	1	0				
Al Oliver, L (1,8) OBP: 0.367, SLG: 0.501					4-3		E		L6	4	1	1	0	1	0	2				
Willie Stargell, L (1,3) OBP: 0.331, SLG: 0.453	P5				K		SF7			4	2	2	4	0	1	1				
Dave Parker, L (1,9) OBP: 0.340, SLG: 0.470							E6			4	1	4	2	1	0	0				
Richie Zisk, R (1,7) OBP: 0.336, SLG: 0.459					K		K		F3	5	1	2	1	0	2	3				
Duffy Dyer, R (1,2) OBP: 0.317, SLG: 0.371							1B		F9	4	1	1	0	1	0	2				
Mario Mendoza, R (1,6) OBP: 0.229, SLG: 0.227							1B			4	1	2	2	0	2	1				
Bruce Kison, R (1,1) OBP: 0.267, SLG: 0.268							K		5-3	4	0	0	0	0	1	4				
Inning Stats	R: 0 E: 0 K: 2 S: 8	H: 1 LOB: 1 BB: 0 P: 8	R: 0 E: 0 K: 1 S: 5	H: 1 LOB: 1 BB: 1 P: 9	R: 0 E: 0 K: 0 S: 3	H: 0 LOB: 0 BB: 0 P: 3	R: 0 E: 0 K: 2 S: 8	H: 1 LOB: 1 BB: 0 P: 8	R: 5 E: 1 K: 2 S: 12	H: 5 LOB: 1 BB: 1 P: 16	R: 0 E: 0 K: 1 S: 5	H: 0 LOB: 0 BB: 0 P: 5	R: 5 E: 1 K: 0 S: 9	H: 6 LOB: 2 BB: 1 P: 13	R: 2 E: 0 K: 0 S: 6	H: 3 LOB: 1 BB: 0 P: 6	1B: 10 2B: 6 3B: 0 HR: 1	SF: 1 SAC: 0 DP: 0 HBP: 0	WP: 0 PB: 0 SB: 0 CS: 1	PA: 43
PITCHER Tom Seaver, R (1,1) ERA: 2.65	IP: 5.0 WLS: L BF: 24 H: 8 R: 5 ER: 5 SO: 7 BB: 1 IBB: 1 HBP: 0 BLK: 0 WP: 0 HR: 0 S: 36 P: 44 ERA: 9.00 WHIP: 1.800															PITCHER				
Ken Sanders, R (6,1) ERA: 2.31	1.0 5 2 2 2 1 0 0 0 0 0 0 7 7 18.00 2.000																			
Bob Myrick, L (7,1) ERA: 3.86	2.0 14 7 5 5 0 0 1 0 0 0 1 13 17 22.50 3.500																			

New York Mets @ Pittsburgh Pirates
Three Rivers Stadium, Pittsburgh, PA
Sat Aug 07 1976, 7:05 PM EDT
Unknown

AB 39
R 12
H 17
RBI 11
BB 3
SO 8
LOB 15



Batter	1	2	3	4	5	6	7	8	9	AB	R	H	RBI	BB	SO	LOB	TOP				
Pepe Mangual, R OBP: 0.373, SLG: 0.332 (1, 8)										4	0	0	0	0	3	0					
Mike Phillips, L OBP: 0.350, SLG: 0.379 (1, 4)										4	2	2	0	0	0	0					
John Milner, L OBP: 0.333, SLG: 0.443 (1, 7)										3	1	1	3	0	0	0					
Joe Torre, R OBP: 0.344, SLG: 0.407 (1, 3)										4	0	2	0	0	1	0					
Mike Vail, R OBP: 0.319, SLG: 0.313 (1, 9)										4	1	1	0	0	0	2					
Ron Hodges, L OBP: 0.393, SLG: 0.414 (1, 2)										4	0	2	0	0	0	1					
Roy Staiger, R OBP: 0.290, SLG: 0.329 (1, 5)										3	0	0	1	0	1	1					
Leo Foster, R OBP: 0.308, SLG: 0.273 (1, 6)										4	0	0	0	0	1	2					
Nino Espinosa, R OBP: 0.200, SLG: 0.214 (6, 1)										2	0	0	0	0	0	1					
Bob Apodaca, R OBP: 0.462, SLG: 0.500 (9, 1)										1	0	0	0	0	0	0					
Inning Stats	R: 1 E: 0 K: 0 S: 5	H: 2 LOB: 1 BB: 0 P: 5	R: 0 E: 0 K: 0 S: 4	H: 1 LOB: 1 BB: 0 P: 4	R: 0 E: 0 K: 1 S: 5	H: 0 LOB: 0 BB: 0 P: 5	R: 1 E: 0 K: 0 S: 5	H: 2 LOB: 1 BB: 0 P: 5	R: 0 E: 0 K: 0 S: 4	H: 1 LOB: 0 BB: 0 P: 4	R: 0 E: 0 K: 0 S: 3	H: 0 LOB: 0 BB: 0 P: 3	R: 2 E: 0 K: 2 S: 9	H: 2 LOB: 0 BB: 0 P: 9	R: 0 E: 0 K: 2 S: 7	H: 0 LOB: 0 BB: 0 P: 7	1B: 6 2B: 0 3B: 1 HR: 1	SF: 2 SAC: 0 DP: 0 HBP: 0	WP: 0 PB: 1 SB: 0 CS: 0	PA: 35	
PITCHER	IP	WLS	BF	H	R	ER	SO	BB	IBB	HBP	BLK	WP	HR	S	P	ERA	WHIP				
Doc Medich, R ERA: 3.84 (1, 1)	7.0	L	27	6	2	1	2	0	0	0	0	0	0	31	31	1.29	0.857				
Kent Tekulve, R ERA: 3.05 (8, 1)	2.0		8	2	2	2	4	0	0	0	0	0	1	16	16	9.00	1.000				

New York Mets @ Pittsburgh Pirates
Three Rivers Stadium, Pittsburgh, PA
Sat Aug 07 1976, 7:05 PM EDT
Att: 12,364 - Unknown

AB 33
R 4
H 8
RBI 4
BB 0
SO 6
LOB 7



Batter	1	2	3	4	5	6	7	8	9	AB	R	H	RBI	BB	SO	LOB	BOTTOM					
Rennie Stennett, R OBP: 0.289, SLG: 0.351 (1, 4)										5	0	0	1	0	0	4						
Richie Hebner, L OBP: 0.303, SLG: 0.324 (1, 5)										4	1	1	0	1	0	2						
Al Oliver, L OBP: 0.366, SLG: 0.499 (1, 8)										4	0	1	0	0	0	1						
Dave Parker, L OBP: 0.342, SLG: 0.471 (1, 9)										3	0	1	1	1	1	0						
Richie Zisk, R OBP: 0.335, SLG: 0.457 (1, 7)										1	0	0	0	0	0	0						
Bill Robinson, R OBP: 0.344, SLG: 0.569 (3, 7)										2	0	0	0	1	0	4						
Ed Kirkpatrick, L OBP: 0.299, SLG: 0.286 (1, 3)										3	1	1	0	1	0	1						
Duffy Dyer, R OBP: 0.324, SLG: 0.376 (1, 2)										4	0	2	0	0	0	2						
Mario Mendoza, R OBP: 0.222, SLG: 0.221 (1, 6)										2	0	0	0	0	1	2						
Willie Stargell, L OBP: 0.331, SLG: 0.451 (7, PH)										1	0	0	0	0	0	1						
Frank Taveras, R OBP: 0.313, SLG: 0.287 (8, 6)										1	0	0	0	0	0	2						
Ed Ott, L OBP: 0.333, SLG: 0.278 (9, PH)										1	0	0	0	0	0	2						
Doc Medich, R OBP: 0.167, SLG: 0.079 (1, 1)										2	0	1	0	0	1	1						
Bob Robertson, R OBP: 0.317, SLG: 0.345 (7, PH)										1	0	0	0	0	1	1						
Kent Tekulve, R OBP: 0.333, SLG: 0.394 (8, PH)										0	0	0	0	0	0	0						
Inning Stats	R: 0 E: 0 K: 0 S: 3	H: 0 LOB: 0 BB: 0 P: 3	R: 0 E: 0 K: 1 S: 5	H: 0 LOB: 0 BB: 0 P: 5	R: 0 E: 0 K: 1 S: 6	H: 1 LOB: 1 BB: 0 P: 6	R: 0 E: 0 K: 0 S: 3	H: 0 LOB: 0 BB: 0 P: 3	R: 0 E: 0 K: 0 S: 5	H: 0 LOB: 1 BB: 1 P: 9	R: 0 E: 0 K: 0 S: 4	H: 2 LOB: 3 BB: 2 P: 12	R: 0 E: 0 K: 1 S: 5	H: 0 LOB: 1 BB: 1 P: 9	R: 1 E: 0 K: 0 S: 5	H: 2 LOB: 1 BB: 0 P: 5	R: 1 E: 0 K: 0 S: 5	H: 2 LOB: 2 BB: 1 P: 9	1B: 5 2B: 3 3B: 0 HR: 0	SF: 0 SAC: 0 DP: 1 HBP: 0	WP: 0 PB: 0 SB: 0 CS: 0	PA: 38
PITCHER	IP	WLS	BF	H	R	ER	SO	BB	IBB	HBP	BLK	WP	HR	S	P	ERA	WHIP					
Nino Espinosa, R ERA: 1.65 (1, 1)	5.2	W	22	3	0	0	3	3	0	0	0	0	0	25	37	0.00	1.059					
Bob Apodaca, R ERA: 2.92 (6, 1)	2.1		10	2	1	1	1	1	0	0	0	0	0	11	15	3.86	1.286					
Skip Lockwood, R ERA: 2.86 (9, 1)	1.0	S	6	2	1	1	0	1	0	0	0	0	0	5	9	9.00	3.000					

New York Mets @ Pittsburgh Pirates
Three Rivers Stadium, Pittsburgh, PA
Sat Aug 07 1976, 7:05 PM EDT
Att: 12,364 - Unknown

AB 33
R 2
H 7
RBI 2
BB 5
SO 4
LOB 21




Batter	1	2	3	4	5	6	7	8	9	AB	R	H	RBI	BB	SO	LOB	TOP
Pepe Mangual, R (1, 8) <small>OBP: 0.371, SLG: 0.331</small> Leon Brown, R (7, 8) <small>OBP: 0.264, SLG: 0.275</small>	 6-3	 6-3		 6-3		 6-3	 0-3	 0-0		4	1	1	0	0	1	1	
Mike Vail, R (1, 9) <small>OBP: 0.311, SLG: 0.333</small>	 4-3	 4-3		 4-3		 4-3	 0-0	 0-3	 0-3	5	1	1	1	0	2	1	
John Milner, L (1, 7) <small>OBP: 0.337, SLG: 0.442</small>	 4-3	 4-3		 4-3	 0-0		 4-0	 0-0	 0-0	3	1	1	1	2	0	0	
Joe Torre, R (1, 3) <small>OBP: 0.354, SLG: 0.417</small>	 2B	 2B		 2B	 0-0		 0-0	 0-0	 0-0	4	2	3	0	0	0	1	
Jerry Grote, R (1, 2) <small>OBP: 0.342, SLG: 0.326</small>	 1B		 6-3		 6-3		 0-0	 0-0	 0-0	4	2	2	1	1	0	1	
Roy Staiger, R (1, 5) <small>OBP: 0.305, SLG: 0.335</small>	 BB		 BB	 CS		 CS	 0-0	 0-0	 0-0	3	0	2	0	2	0	3	
Leo Foster, R (1, 4) <small>OBP: 0.333, SLG: 0.375</small>	 1B		 1B	 1B		 1B	 0-0	 0-0	 0-0	5	0	2	3	0	0	5	
Bud Harrelson, S (1, 6) <small>OBP: 0.338, SLG: 0.281</small>	 BB		 BB	 CS	 CS	 CS	 0-0		 0-0	3	0	0	1	1	0	1	
Mickey Lolich, S (1, 1) <small>OBP: 0.239, SLG: 0.146</small>	 K2		 K2	 SH1-4		 SH1-4	 0-0		 0-0	3	0	0	0	0	1	4	
Inning Stats	R: 4 E: 0 K: 1 S: 9	H: 5 LOB: 3 BB: 2 P: 17	R: 0 E: 0 K: 1 S: 5	H: 0 LOB: 1 BB: 1 P: 9	R: 0 E: 0 K: 0 S: 3	H: 1 LOB: 0 BB: 0 P: 3	R: 0 E: 1 K: 0 S: 4	H: 0 LOB: 1 BB: 0 P: 4	R: 0 E: 0 K: 0 S: 2	H: 1 LOB: 1 BB: 0 P: 4	R: 3 E: 0 K: 1 S: 7	H: 3 LOB: 2 BB: 2 P: 15	R: 0 E: 0 K: 1 S: 3	H: 2 LOB: 3 BB: 1 P: 11	1B: 7 2B: 5 3B: 1 HR: 0	SF: 0 SAC: 1 DP: 2 HBP: 1	WP: 0 PA: 44
PITCHER	IP: 0.1 WLS: L BF: 7 H: 5 R: 4 ER: 4 SO: 0 BB: 0 IBB: 1 HBP: 0 BLK: 0 WP: 0 HR: 0 S: 6 P: 10 ERA: 108.00 WHIP: 15.000	IP: 4.2 WLS: 1 BF: 16 H: 1 R: 0 ER: 0 SO: 2 BB: 2 IBB: 0 HBP: 1 BLK: 0 WP: 0 HR: 0 S: 17 P: 26 ERA: 0.00 WHIP: 0.643	IP: 2.0 WLS: 4 BF: 11 H: 4 R: 3 ER: 3 SO: 1 BB: 1 IBB: 0 HBP: 0 BLK: 0 WP: 0 HR: 0 S: 11 P: 19 ERA: 13.50 WHIP: 2.500	IP: 2.0 WLS: 2 BF: 9 H: 2 R: 0 ER: 0 SO: 1 BB: 0 IBB: 1 HBP: 0 BLK: 0 WP: 0 HR: 0 S: 10 P: 14 ERA: 0.00 WHIP: 1.000	PITCHER	IP: 0.1 WLS: L BF: 7 H: 5 R: 4 ER: 4 SO: 0 BB: 0 IBB: 1 HBP: 0 BLK: 0 WP: 0 HR: 0 S: 6 P: 10 ERA: 108.00 WHIP: 15.000	IP: 4.2 WLS: 1 BF: 16 H: 1 R: 0 ER: 0 SO: 2 BB: 2 IBB: 0 HBP: 1 BLK: 0 WP: 0 HR: 0 S: 17 P: 26 ERA: 0.00 WHIP: 0.643	IP: 2.0 WLS: 4 BF: 11 H: 4 R: 3 ER: 3 SO: 1 BB: 1 IBB: 0 HBP: 0 BLK: 0 WP: 0 HR: 0 S: 11 P: 19 ERA: 13.50 WHIP: 2.500	IP: 2.0 WLS: 2 BF: 9 H: 2 R: 0 ER: 0 SO: 1 BB: 0 IBB: 1 HBP: 0 BLK: 0 WP: 0 HR: 0 S: 10 P: 14 ERA: 0.00 WHIP: 1.000								
Frank Taveras, R (1, 6) <small>OBP: 0.315, SLG: 0.288</small>	 1B		 5-3		 5-3		 0-0	 4-0		3	1	1	0	1	0	2	
Rennie Stennett, R (1, 4) <small>OBP: 0.289, SLG: 0.350</small>	 1B		 1B	 0-0		 0-0	 0-0	 0-0	 0-0	4	1	1	0	0	0	1	
Al Oliver, L (1, 8) <small>OBP: 0.363, SLG: 0.495</small>	 1B		 1B	 0-0		 0-0	 0-0	 0-0	 0-0	3	0	0	1	0	0	1	
Bob Robertson, R (1, 3) <small>OBP: 0.305, SLG: 0.330</small>	 0-0		 0-0	 0-0		 0-0	 0-0	 0-0	 0-0	4	0	0	0	0	0	2	
Richie Zisk, R (1, 7) <small>OBP: 0.336, SLG: 0.465</small>		 0-0		 0-0	 0-0		 0-0	 0-0	 0-0	4	1	2	2	0	0	0	
Dave Parker, L (1, 9) <small>OBP: 0.338, SLG: 0.466</small>		 0-0		 0-0	 0-0		 0-0	 0-0	 0-0	4	0	0	0	0	0	1	
Bill Robinson, R (1, 5) <small>OBP: 0.343, SLG: 0.571</small>		 0-0		 0-0	 0-0		 0-0	 0-0	 0-0	4	1	1	0	0	0	0	
Duffy Dyer, R (1, 2) <small>OBP: 0.330, SLG: 0.392</small>		 0-0		 0-0	 0-0		 0-0	 0-0	 0-0	4	0	2	1	0	0	0	
Jim Rooker, R (1, 1) <small>OBP: 0.261, SLG: 0.364</small> Bob Moose, R (1, 1) <small>OBP: 0.333, SLG: 0.889</small> Tommy Holmes, R (5, PH) <small>OBP: 0.341, SLG: 0.433</small> Dave Giusti, R (6, 1) <small>OBP: 0.392, SLG: 0.323</small> Richie Hebner, L (7, PH) <small>OBP: 0.392, SLG: 0.323</small> Ramon Hernandez, S (8, 1) <small>OBP: 0.296, SLG: 0.282</small> Ed Kirkpatrick, L (9, PH)	 0-0		 0-0	 0-0		 0-0	 0-0	 0-0	 0-0	0	0	0	0	0	0	0	
Inning Stats	R: 0 E: 0 K: 0 S: 4	H: 1 LOB: 0 BB: 0 P: 4	R: 0 E: 0 K: 0 S: 3	H: 0 LOB: 0 BB: 0 P: 3	R: 0 E: 0 K: 0 S: 3	H: 0 LOB: 0 BB: 0 P: 3	R: 1 E: 0 K: 0 S: 6	H: 3 LOB: 2 BB: 0 P: 6	R: 0 E: 0 K: 0 S: 3	H: 0 LOB: 0 BB: 0 P: 3	R: 1 E: 0 K: 0 S: 5	H: 2 LOB: 1 BB: 0 P: 5	R: 2 E: 0 K: 0 S: 5	H: 2 LOB: 1 BB: 1 P: 9	1B: 5 2B: 1 3B: 1 HR: 1	SF: 1 SAC: 0 DP: 0 HBP: 0	WP: 1 PA: 36
PITCHER	IP: 9.0 WLS: W BF: 36 H: 8 R: 4 ER: 4 SO: 0 BB: 1 IBB: 0 HBP: 0 BLK: 0 WP: 1 HR: 1 S: 35 P: 39 ERA: 4.00 WHIP: 1.000	IP: 9.0 WLS: W BF: 36 H: 8 R: 4 ER: 4 SO: 0 BB: 1 IBB: 0 HBP: 0 BLK: 0 WP: 1 HR: 1 S: 35 P: 39 ERA: 4.00 WHIP: 1.000	IP: 9.0 WLS: W BF: 36 H: 8 R: 4 ER: 4 SO: 0 BB: 1 IBB: 0 HBP: 0 BLK: 0 WP: 1 HR: 1 S: 35 P: 39 ERA: 4.00 WHIP: 1.000	IP: 9.0 WLS: W BF: 36 H: 8 R: 4 ER: 4 SO: 0 BB: 1 IBB: 0 HBP: 0 BLK: 0 WP: 1 HR: 1 S: 35 P: 39 ERA: 4.00 WHIP: 1.000	PITCHER	IP: 9.0 WLS: W BF: 36 H: 8 R: 4 ER: 4 SO: 0 BB: 1 IBB: 0 HBP: 0 BLK: 0 WP: 1 HR: 1 S: 35 P: 39 ERA: 4.00 WHIP: 1.000	IP: 9.0 WLS: W BF: 36 H: 8 R: 4 ER: 4 SO: 0 BB: 1 IBB: 0 HBP: 0 BLK: 0 WP: 1 HR: 1 S: 35 P: 39 ERA: 4.00 WHIP: 1.000	IP: 9.0 WLS: W BF: 36 H: 8 R: 4 ER: 4 SO: 0 BB: 1 IBB: 0 HBP: 0 BLK: 0 WP: 1 HR: 1 S: 35 P: 39 ERA: 4.00 WHIP: 1.000	IP: 9.0 WLS: W BF: 36 H: 8 R: 4 ER: 4 SO: 0 BB: 1 IBB: 0 HBP: 0 BLK: 0 WP: 1 HR: 1 S: 35 P: 39 ERA: 4.00 WHIP: 1.000	IP: 9.0 WLS: W BF: 36 H: 8 R: 4 ER: 4 SO: 0 BB: 1 IBB: 0 HBP: 0 BLK: 0 WP: 1 HR: 1 S: 35 P: 39 ERA: 4.00 WHIP: 1.000							

Batter	1	2	3	4	5	6	7	8	9	AB	R	H	RBI	BB	SO	LOB	TOP			
Johnny Grubb, L OBP: 0.394, SLG: 0.414 (1, 7)	0-0 SH2-4 1B		0-0 4-3		0-3 K		0-0 P6		4-0 BB	4	0	1	0	1	1	1	San Diego Padres @ New York Mets Shea Stadium, Flushing, NY Tue Aug 10 1976, 7:05 PM EDT Att: 12,085 - Unknown			
Enzo Hernandez, R OBP: 0.309, SLG: 0.316 Ted Kubiak, S OBP: 0.347, SLG: 0.322 (9, PH)	0-0 SH2-4		4-0 2B HR BB		0-0 P3		0-0 CS 1B		0-0 5-3 BB	2	1	1	0	1	0	0				
Willie Davis, L OBP: 0.297, SLG: 0.394 (1, 8)	0-0 F9		0-0 1-3 HR 2B		0-3 K		0-0 CS		0-0 1B 1B	4	1	2	1	0	1	1				
Dave Winfield, R OBP: 0.357, SLG: 0.446 (1, 9)	0-0 F9		0-0 2B HR		0-3 K		0-0 F9		0-0 F9	4	1	1	3	0	1	2				
Mike Ivie, R OBP: 0.318, SLG: 0.402 (1, 3)		0-0 5-3	4-0 BB		0-0 1B 1B		0-0 1B 1B		0-0 1-3 1B	3	0	2	0	1	0	0				
Tito Fuentes, S OBP: 0.305, SLG: 0.326 (1, 4)	0-0 P4		0-3 K		0-0 1B 1B		0-0 F8		0-0 F8	4	0	1	0	0	1	2				
Doug Rader, R OBP: 0.333, SLG: 0.366 (1, 5)	0-0 6-3		0-3 K		0-3 K		0-0 F7		0-0 F7	4	0	0	0	0	2	2				
Fred Kendall, R OBP: 0.298, SLG: 0.299 Jerry Turner, L OBP: 0.332, SLG: 0.399 (9, PR)		4-0 4-3 SH1-4 2B BB	0-0 5-3		0-0 F7		0-0 BB 1B		0-0 BB 1B	3	1	1	0	1	0	2				
Randy Jones, R OBP: 0.098, SLG: 0.051 Merv Rettenmund, R OBP: 0.350, SLG: 0.297 (9, PH)		0-0 SH1-4	0-0 P5		0-0 1-3		0-3 K		0-3 K	2	0	0	0	0	0	0				
Inning Stats	R: 0 E: 0 K: 0 S: 4	H: 1 LOB: 1 BB: 0 P: 4	R: 0 E: 0 K: 0 S: 3	H: 0 LOB: 0 BB: 0 P: 3	R: 4 E: 0 K: 1 S: 7	H: 2 LOB: 1 BB: 3 P: 19	R: 0 E: 0 K: 1 S: 5	H: 0 LOB: 0 BB: 0 P: 5	R: 0 E: 0 K: 2 S: 9	H: 2 LOB: 0 BB: 0 P: 9	R: 0 E: 0 K: 0 S: 3	H: 1 LOB: 1 BB: 0 P: 3	R: 0 E: 0 K: 0 S: 4	H: 2 LOB: 1 BB: 0 P: 4	R: 0 E: 0 K: 1 S: 6	H: 1 LOB: 2 BB: 1 P: 10	1B: 7 2B: 1 3B: 0 HR: 1	SF: 0 SAC: 2 DP: 0 HBP: 0	WP: 0 PB: 0 SB: 0 CS: 1	PA: 39
PITCHER Jerry Kosman, L ERA: 3.19 (1, 1)	IP: 9.0 WLS: W BF: 38 H: 9 R: 4 ER: 4 SO: 7 BB: 4 IBB: 0 HBP: 0 BLK: 0 WP: 0 HR: 1 S: 48 P: 64 ERA: 4.00 WHIP: 1.444															PITCHER				

Batter	1	2	3	4	5	6	7	8	9	AB	R	H	RBI	BB	SO	LOB	BOTTOM			
Pepe Manguat, R OBP: 0.367, SLG: 0.326 (1, 7) (9, 8)	0-0 3-1	0-0 FC5-2-5 1B		0-3 K		0-0 6-3				4	0	0	0	0	1	3	San Diego Padres @ New York Mets Shea Stadium, Flushing, NY Tue Aug 10 1976, 7:05 PM EDT Att: 12,085 - Unknown			
Felix Milten, R OBP: 0.323, SLG: 0.329 (1, 4)	0-0 6-3	0-0 1-3 2H 1B		0-0 L1		0-0 4-3				4	0	1	1	0	0	1				
Mike Vail, R OBP: 0.295, SLG: 0.315 (1, 9)	0-0 6-3	0-0 5-3		0-0 2-3		0-0 F8				4	0	0	0	0	0	2				
Joe Torre, R OBP: 0.352, SLG: 0.415 Leo Foster, R OBP: 0.333, SLG: 0.375 Bruce Boisclair, L OBP: 0.320, SLG: 0.311 (9, PR)		0-0 5-3	0-0 4-3		0-0 5-3		0-0 1B SH2-4 1B		0-0 SH2-4	4	0	1	0	0	0	0				
Jerry Grote, R OBP: 0.342, SLG: 0.326 (1, 2)		0-0 1B 2B 1B	0-0 E6		0-0 F7		0-0 SH2-4		1-2 SH2-4	3	1	1	0	0	0	0				
Roy Staiger, R OBP: 0.315, SLG: 0.346 (1, 5)		0-0 2B 1B 1B	0-0 F7		0-0 FC5-4 1B		0-0 FC5-4 1B		0-0 FC5-4 1B	4	1	3	0	0	0	1				
Leon Brown, R OBP: 0.298, SLG: 0.296 John Milner, L OBP: 0.339, SLG: 0.444 (9, 3)		0-0 1B 2B	0-0 L7		0-0 F2		0-0 FC5-4 1B		0-0 FC5-4 1B	3	1	1	1	0	0	2				
Bud Harrelson, S OBP: 0.340, SLG: 0.282 (1, 6)		0-0 1B IBB	0-0 S SH1-4 1B		0-0 FC5-4 1B		0-0 FC5-4 1B		0-0 FC5-4 1B	3	0	1	0	1	0	3				
Jerry Kosman, R OBP: 0.302, SLG: 0.314 (1, 1)		0-0 1B	0-0 SH1-4		0-0 L7		0-0 1-3		0-0 1-3	3	1	1	2	0	0	3				
Inning Stats	R: 0 E: 0 K: 0 S: 3	H: 0 LOB: 0 BB: 0 P: 3	R: 4 E: 0 K: 0 S: 8	H: 5 LOB: 2 BB: 1 P: 12	R: 0 E: 1 K: 0 S: 4	H: 0 LOB: 1 BB: 0 P: 4	R: 0 E: 0 K: 1 S: 6	H: 1 LOB: 0 BB: 0 P: 6	R: 0 E: 0 K: 0 S: 3	H: 0 LOB: 0 BB: 0 P: 3	R: 0 E: 0 K: 0 S: 3	H: 3 LOB: 2 BB: 0 P: 6	R: 1 E: 0 K: 0 S: 6	H: 0 LOB: 0 BB: 0 P: 6	R: 0 E: 0 K: 0 S: 6	H: 0 LOB: 0 BB: 0 P: 6	1B: 9 2B: 1 3B: 0 HR: 0	SF: 0 SAC: 2 DP: 0 HBP: 0	WP: 0 PB: 0 SB: 1 CS: 0	PA: 36
PITCHER Randy Jones, L ERA: 2.73 (1, 1)	IP: 8.0 WLS: L BF: 36 H: 10 R: 5 ER: 5 SO: 1 BB: 0 IBB: 1 HBP: 0 BLK: 0 WP: 0 HR: 0 S: 37 P: 41 ERA: 5.62 WHIP: 1.250															PITCHER				

San Diego Padres @ New York Mets
 Shea Stadium, Flushing, NY
 Tue Aug 10 1976, 7:05 PM EDT
 Att: 12,085 - Unknown

AB 32
 R 4
 H 9
 RBI 4
 BB 4
 SO 7
 LOB 13



San Diego Padres @ New York Mets
 Shea Stadium, Flushing, NY
 Tue Aug 10 1976, 7:05 PM EDT
 Att: 12,085 - Unknown

AB 33
 R 5
 H 10
 RBI 5
 BB 1
 SO 1
 LOB 15



Batter	1	2	3	4	5	6	7	8	9	AB	R	H	RBI	BB	SO	LOB	TOP					
Johnny Grubb, L OBP: 0.390, SLG: 0.409										5	0	1	0	0	2	1	San Diego Padres @ New York Mets Shea Stadium, Flushing, NY Wed Aug 11 1976, 7:05 PM EDT Att: 15,150 - Unknown					
Enzo Hernandez, R OBP: 0.312, SLG: 0.320										3	0	2	1	0	0	0						
Willie Davis, L OBP: 0.297, SLG: 0.392										4	0	1	0	0	1	2						
Dave Winfield, R OBP: 0.354, SLG: 0.441										4	0	0	0	0	2	3						
Mike Ivie, R OBP: 0.327, SLG: 0.410										2	0	2	0	2	0	0						
Tito Fuentes, S OBP: 0.302, SLG: 0.323										4	0	0	0	0	1	6						
Doug Rader, R OBP: 0.341, SLG: 0.363										3	0	0	0	0	1	3						
Willie McCovey, L OBP: 0.288, SLG: 0.366										1	0	0	0	0	1	3						
Ted Kubiak, S OBP: 0.347, SLG: 0.322										0	0	0	0	0	0	0						
Fred Kendall, R OBP: 0.301, SLG: 0.300										3	1	1	0	1	0	0						
Tom Griffin, R OBP: 0.200, SLG: 0.111										1	0	0	0	0	0	2						
Jerry Johnson, R										1	0	0	0	0	1	1						
Luis Melendez, R OBP: 0.235, SLG: 0.253										1	0	0	0	0	0	0						
Butch Metzger, R										0	0	0	0	0	0	0						
Jerry Turner, L OBP: 0.330, SLG: 0.397										1	0	0	0	0	0	0						
Inning Stats	R: 0 E: 0 K: 0 S: 4	H: 1 LOB: 1 BB: 0 P: 4	R: 0 E: 0 K: 0 S: 4	H: 1 LOB: 2 BB: 1 P: 8	R: 0 E: 0 K: 0 S: 3	H: 0 LOB: 0 BB: 0 P: 3	R: 0 E: 0 K: 0 S: 3	H: 0 LOB: 1 BB: 1 P: 7	R: 1 E: 1 K: 2 S: 9	H: 2 LOB: 1 BB: 0 P: 9	R: 0 E: 0 K: 2 S: 8	H: 1 LOB: 1 BB: 0 P: 8	R: 0 E: 0 K: 1 S: 5	H: 0 LOB: 0 BB: 0 P: 5	R: 0 E: 0 K: 3 S: 11	H: 2 LOB: 3 BB: 1 P: 15	R: 0 E: 0 K: 1 S: 5	H: 0 LOB: 0 BB: 0 P: 5	1B: 6 2B: 1 3B: 0 HR: 0	SF: 0 SAC: 1 DP: 0 HBP: 0	WP: 0 PB: 0 SB: 1 CS: 0	PA: 37
PITCHER	IP WLS BF H R ER SO BB IBB HBP BLK WP HR S P ERA WHIP																					
Jon Matlack, L ERA: 2.76	(1, 1) 7.0 W 30 7 1 1 5 2 0 0 0 0 0 0 38 46 1.29 1.286																					
Skip Lockwood, R ERA: 2.75	(8, 1) 2.0 S 7 0 0 0 4 1 0 0 0 0 0 0 14 18 0.00 0.500																					

AB 33
R 1
H 7
RBI 1
BB 3
SO 9
LOB 21



Batter	1	2	3	4	5	6	7	8	9	AB	R	H	RBI	BB	SO	LOB	BOTTOM			
Bruce Boisclair, L OBP: 0.324, SLG: 0.308										2	1	0	0	2	0	1	San Diego Padres @ New York Mets Shea Stadium, Flushing, NY Wed Aug 11 1976, 7:05 PM EDT Att: 15,150 - Unknown			
Felix Milten, R OBP: 0.320, SLG: 0.325										4	0	0	0	0	0	3				
John Milner, L OBP: 0.341, SLG: 0.441										2	1	0	0	2	0	0				
Leon Brown, R OBP: 0.268, SLG: 0.296										0	0	0	0	0	0	0				
Joe Torre, R OBP: 0.354, SLG: 0.414										3	0	1	0	0	0	2				
Mike Vail, R OBP: 0.305, SLG: 0.338										4	0	2	2	0	0	1				
Pepe Mangual, R OBP: 0.367, SLG: 0.326										0	0	0	0	0	0	0				
Roy Staiger, R OBP: 0.313, SLG: 0.339										3	0	0	0	1	0	3				
Ron Hodges, L OBP: 0.396, SLG: 0.420										3	0	1	0	1	1	0				
Mike Phillips, L OBP: 0.329, SLG: 0.374										3	0	0	0	1	0	3				
Jon Matlack, L OBP: 0.261, SLG: 0.206										3	0	1	0	0	1	0				
Skip Lockwood, R OBP: 0.429, SLG: 0.462										1	0	0	0	0	0	3				
Inning Stats	R: 2 E: 0 K: 0 S: 4	H: 1 LOB: 3 BB: 3 P: 17	R: 0 E: 0 K: 1 S: 5	H: 0 LOB: 2 BB: 2 P: 13	R: 0 E: 0 K: 1 S: 5	H: 0 LOB: 0 BB: 0 P: 5	R: 0 E: 0 K: 0 S: 4	H: 1 LOB: 1 BB: 0 P: 4	R: 0 E: 0 K: 0 S: 3	H: 0 LOB: 0 BB: 0 P: 3	R: 0 E: 0 K: 0 S: 3	H: 0 LOB: 0 BB: 0 P: 3	R: 0 E: 0 K: 0 S: 4	H: 2 LOB: 3 BB: 2 P: 12	R: 0 E: 0 K: 0 S: 4	H: 2 LOB: 2 BB: 2 P: 12	1B: 3 2B: 2 3B: 0 HR: 0	SF: 0 SAC: 0 DP: 0 HBP: 1	WP: 0 PB: 0 SB: 3 CS: 1	PA: 36
PITCHER	IP WLS BF H R ER SO BB IBB HBP BLK WP HR S P ERA WHIP																			
Tom Griffin, R ERA: 5.84	(1, 1) 1.2 L 12 1 2 2 1 5 0 0 0 0 0 0 8 29 10.80 3.600																			
Jerry Johnson, R ERA: 5.09	(2, 1) 4.1 15 2 0 0 1 0 0 0 0 0 0 0 17 17 0.00 0.462																			
Butch Metzger, R ERA: 1.83	(7, 1) 2.0 9 2 0 0 0 1 1 0 0 0 0 0 7 15 0.00 1.500																			

AB 28
R 2
H 5
RBI 2
BB 7
SO 2
LOB 16



Batter	1	2	3	4	5	6	7	8	9	AB	R	H	RBI	BB	SO	LOB	TOP											
Johnny Grubb, L OBP: 0.388, SLG: 0.404 (1, 5)										3	0	0	0	1	1	2												
Enzo Hernandez, R OBP: 0.311, SLG: 0.317 (1, 6)										3	0	0	0	1	1	0												
Jerry Turner, L OBP: 0.325, SLG: 0.390 Doug Rader, R OBP: 0.329, SLG: 0.362 (1, 7) (6, 5)										3	0	0	0	0	0	0												
Willie Davis, L OBP: 0.296, SLG: 0.393 (1, 8)										4	1	1	0	0	0	3												
Mike Ivie, R OBP: 0.326, SLG: 0.408 (1, 3)										4	1	1	0	0	0	0												
Dave Winfield, R OBP: 0.355, SLG: 0.440 (1, 9)										3	1	1	0	1	1	0												
Ted Kubiak, S OBP: 0.339, SLG: 0.314 (1, 4)										4	0	0	0	0	1	4												
Fred Kendall, R OBP: 0.301, SLG: 0.300 (1, 2)										3	0	1	2	0	0	0												
Rick Sawyer, R OBP: 0.556, SLG: 0.500 (1, 1)										2	0	1	1	1	0	0												
Inning Stats	R: 0 E: 0 K: 2 S: 7	H: 0 LOB: 0 BB: 0 P: 7	R: 3 E: 0 K: 1 S: 9	H: 5 LOB: 1 BB: 0 P: 9	R: 0 E: 0 K: 0 S: 3	H: 0 LOB: 0 BB: 0 P: 3	R: 0 E: 0 K: 0 S: 2	H: 0 LOB: 0 BB: 1 P: 6	R: 0 E: 0 K: 0 S: 3	H: 0 LOB: 0 BB: 0 P: 3	R: 0 E: 0 K: 0 S: 3	H: 0 LOB: 0 BB: 0 P: 3	R: 0 E: 0 K: 0 S: 3	H: 0 LOB: 3 BB: 0 P: 15	R: 0 E: 0 K: 1 S: 5	H: 0 LOB: 0 BB: 0 P: 5	1B: 4 2B: 1 3B: 0 HR: 0	SF: 0 SAC: 0 DP: 2 HBP: 0	WP: 0 PB: 0 SB: 0 CS: 0	PA: 34								
PITCHER	IP	WLS	BF	H	R	ER	SO	BB	IBB	HBP	BLK	WP	HR	S	P	ERA	WHIP											
Tom Seaver, R ERA: 2.69 Bob Apodaca, R ERA: 2.85	(1, 1)		7.1	L	29	5	3	3	3	4	0	0	0	0	0	0	3.68	1.227										
(8, 1)			1.2		5	0	0	0	1	0	0	0	0	0	7	7	0.00	0.000										

San Diego Padres @ New York Mets
Shea Stadium, Flushing, NY
Thu Aug 12 1976, 3:33 AM EDT
Att: 18,806 - Unknown

AB	30
R	3
H	5
RBI	3
BB	4
SO	4
LOB	12



Batter	1	2	3	4	5	6	7	8	9	AB	R	H	RBI	BB	SO	LOB	BOTTOM										
Bruce Boisclair, L OBP: 0.323, SLG: 0.306 (1, 7)										4	0	1	0	0	0	3											
Felix Milan, R OBP: 0.321, SLG: 0.327 (1, 4)										4	0	2	0	0	0	2											
Mike Vail, R OBP: 0.291, SLG: 0.321 (1, 9)										4	0	0	0	0	2	3											
Joe Torre, R OBP: 0.353, SLG: 0.411 (1, 3)										4	0	1	0	0	0	0											
Ron Hodges, L OBP: 0.392, SLG: 0.423 (1, 2)										4	0	1	0	0	0	3											
Roy Staiger, R OBP: 0.317, SLG: 0.339 (1, 5)										3	0	1	0	1	0	0											
Bud Harrelson, S OBP: 0.339, SLG: 0.281 (1, 6)										4	0	1	0	0	0	1											
Pepe Mangual, R OBP: 0.367, SLG: 0.330 Jim Dwyer, L OBP: 0.287, SLG: 0.225 (1, 8) (9, PH)										3	0	1	0	0	1	3											
Tom Seaver, R OBP: 0.200, SLG: 0.088 Bob Apodaca, R OBP: 0.200, SLG: 0.214 John Milner, L OBP: 0.340, SLG: 0.440 (1, 1) (8, 1) (9, PH)										1	0	0	0	2	0	0											
Inning Stats	R: 0 E: 0 K: 0 S: 3	H: 2 LOB: 0 BB: 0 P: 3	R: 0 E: 0 K: 0 S: 3	H: 0 LOB: 0 BB: 0 P: 3	R: 0 E: 0 K: 1 S: 7	H: 2 LOB: 3 BB: 1 P: 11	R: 0 E: 0 K: 0 S: 4	H: 1 LOB: 1 BB: 0 P: 4	R: 0 E: 0 K: 0 S: 3	H: 1 LOB: 0 BB: 0 P: 3	R: 0 E: 0 K: 1 S: 5	H: 0 LOB: 1 BB: 1 P: 9	R: 0 E: 1 K: 1 S: 6	H: 0 LOB: 1 BB: 0 P: 6	R: 0 E: 0 K: 1 S: 6	H: 1 LOB: 1 BB: 0 P: 6	1B: 6 2B: 3 3B: 0 HR: 0	SF: 0 SAC: 0 DP: 3 HBP: 0	WP: 0 PB: 0 SB: 0 CS: 1	PA: 37							
PITCHER	IP	WLS	BF	H	R	ER	SO	BB	IBB	HBP	BLK	WP	HR	S	P	ERA	WHIP										
Rick Sawyer, R ERA: 0.7	(1, 1)		9.0	W	36	8	0	4	3	0	0	0	0	41	53	0.00	1.222										

San Diego Padres @ New York Mets
Shea Stadium, Flushing, NY
Thu Aug 12 1976, 3:33 AM EDT
Att: 18,806 - Unknown

AB	33
R	0
H	8
RBI	0
BB	3
SO	4
LOB	17



Batter	1	2	3	4	5	6	7	8	9	AB	R	H	RBI	BB	SO	LOB	TOP				
Pete Rose, S OBP: 0.408, SLG: 0.444 (1, 5)										4	0	0	0	0	0	2	Cincinnati Reds @ New York Mets Shea Stadium, Flushing, NY Sat Aug 14 1976, 3:33 AM EDT Att: 27,029 - Unknown				
Ken Griffey, L OBP: 0.403, SLG: 0.461 (1, 9)										4	0	1	0	0	0	0					
Joe Morgan, L OBP: 0.454, SLG: 0.610 (1, 4)										4	0	2	0	0	1	1					
George Foster, R OBP: 0.387, SLG: 0.577 (1, 7)										4	0	0	0	0	1	2					
Dan Driessen, L OBP: 0.375, SLG: 0.406 (1, 3)										4	0	0	0	0	2	1					
Cesar Geronimo, L OBP: 0.390, SLG: 0.442 (1, 8)										4	1	2	0	0	1	0					
Dave Concepcion, R OBP: 0.346, SLG: 0.432 (1, 6)										3	0	1	1	0	0	1					
Bill Plummer, R OBP: 0.333, SLG: 0.451 (1, 2)										3	0	1	0	0	1	1					
Ed Ambrister, R OBP: 0.308, SLG: 0.519 (7, PR)										0	0	0	0	0	0	0					
Johnny Bench, R OBP: 0.361, SLG: 0.427 (7, 2)										0	0	0	0	0	0	0					
Pat Zachry, R OBP: 0.213, SLG: 0.159 (1, 1)										2	0	0	0	0	0	0					
Pedro Borbon, R OBP: 0.308, SLG: 0.308 (6, 1)										0	0	0	0	0	0	0					
Mike Lum, L OBP: 0.347, SLG: 0.379 (7, PH)										1	0	0	0	0	1	1					
Manny Sarmiento, R (7, 1)										0	0	0	0	0	0	0					
Inning Stats	R: 0 E: 0 K: 1 S: 6	H: 1 LOB: 1 BB: 0 P: 6	R: 0 E: 0 K: 2 S: 8	H: 1 LOB: 1 BB: 0 P: 8	R: 0 E: 0 K: 1 S: 6	H: 1 LOB: 1 BB: 0 P: 6	R: 0 E: 0 K: 0 S: 4	H: 0 LOB: 0 BB: 0 P: 4	R: 0 E: 0 K: 1 S: 3	H: 1 LOB: 1 BB: 0 P: 6	R: 1 E: 0 K: 1 S: 7	H: 2 LOB: 2 BB: 0 P: 7	R: 0 E: 0 K: 0 S: 3	H: 0 LOB: 0 BB: 0 P: 3	R: 0 E: 0 K: 1 S: 5	H: 0 LOB: 0 BB: 0 P: 5		1B: 4 2B: 2 3B: 1 HR: 0	SF: 1 SAC: 0 DP: 0 HBP: 0	WP: 0 PB: 0 SB: 1 CS: 0	PA: 34
PITCHER	IP	WLS	BF	H	R	ER	SO	BB	IBB	HBP	BLK	WP	HR	S	P	ERA	WHIP				
Nino Espinosa, R ERA: 1.59	(1, 1)	6.1	W	26	7	1	1	5	0	0	0	0	0	36	36	1.42	1.105				
Skip Lockwood, R ERA: 2.67	(7, 1)	2.2	S	8	0	0	0	2	0	0	0	0	0	12	12	0.00	0.000				

AB	33
R	1
H	7
RBI	1
BB	0
SO	7
LOB	9



Batter	1	2	3	4	5	6	7	8	9	AB	R	H	RBI	BB	SO	LOB	BOTTOM					
Bruce Boisclair, L OBP: 0.330, SLG: 0.311 (1, 8)										3	1	1	0	1	1	1	Cincinnati Reds @ New York Mets Shea Stadium, Flushing, NY Sat Aug 14 1976, 3:33 AM EDT Att: 27,029 - Unknown					
Felix Milten, R OBP: 0.324, SLG: 0.325 (1, 4)										3	1	1	0	1	0	1						
John Milner, L OBP: 0.341, SLG: 0.438 (7, PR)										3	0	1	0	1	0	2						
Leon Brown, R OBP: 0.268, SLG: 0.296 (8, 8)										0	0	0	0	0	0	0						
Mike Vail, R OBP: 0.284, SLG: 0.326 (1, 9)										4	0	0	0	0	0	4						
Joe Torre, R OBP: 0.352, SLG: 0.405 (1, 3)										2	0	0	1	1	0	0						
Roy Staiger, R OBP: 0.314, SLG: 0.335 (1, 5)										4	0	1	1	0	0	2						
Jerry Grote, R OBP: 0.341, SLG: 0.323 (1, 2)										2	0	0	0	1	0	0						
Ron Hodges, L OBP: 0.392, SLG: 0.417 (6, PH)										0	0	0	0	1	0	0						
Bud Harrelson, S OBP: 0.338, SLG: 0.281 (1, 6)										4	0	1	0	0	1	4						
Nino Espinosa, R (1, 1)										3	0	0	0	0	3	1						
Skip Lockwood, R OBP: 0.429, SLG: 0.462 (7, 1)										0	0	0	0	0	0	0						
Inning Stats	R: 2 E: 0 K: 0 S: 4	H: 1 LOB: 3 BB: 4 P: 20	R: 0 E: 0 K: 1 S: 6	H: 1 LOB: 0 BB: 0 P: 6	R: 0 E: 0 K: 1 S: 6	H: 1 LOB: 1 BB: 0 P: 6	R: 0 E: 0 K: 0 S: 4	H: 1 LOB: 2 BB: 1 P: 8	R: 0 E: 0 K: 2 S: 7	H: 0 LOB: 0 BB: 0 P: 7	R: 0 E: 0 K: 1 S: 6	H: 1 LOB: 1 BB: 0 P: 6	R: 0 E: 0 K: 0 S: 3	H: 0 LOB: 1 BB: 1 P: 7	1B: 5 2B: 1 3B: 0 HR: 0	SF: 1 SAC: 0 DP: 1 HBP: 0		WP: 0 PB: 0 SB: 0 CS: 0	PA: 35			
PITCHER	IP	WLS	BF	H	R	ER	SO	BB	IBB	HBP	BLK	WP	HR	S	P	ERA		WHIP				
Pat Zachry, R ERA: 2.66	(1, 1)	5.0	L	24	4	2	2	2	5	0	0	0	0	23	43	3.60		1.800				
Pedro Borbon, R ERA: 3.15	(6, 1)	1.0		3	0	0	0	2	0	0	0	0	0	7	7	0.00	0.000					
Manny Sarmiento, R ERA: 0.82	(7, 1)	2.0		8	1	0	0	1	1	0	0	0	0	9	13	0.00	1.000					

AB	28
R	2
H	5
RBI	2
BB	6
SO	5
LOB	15



Batter	1	2	3	4	5	6	7	8	9	AB	R	H	RBI	BB	SO	LOB	TOP			
Ed Ambrister, R (1, 9) OBP: 0.368, SLG: 0.518										4	0	1	0	0	3	1				
Dave Concepcion, R (1, 6) OBP: 0.343, SLG: 0.428										4	0	0	0	0	2	1				
Johnny Bench, R (1, 2) OBP: 0.357, SLG: 0.422										4	0	0	0	0	1	0				
George Foster, R (1, 7) OBP: 0.389, SLG: 0.578										3	0	2	0	0	1	0				
Tony Perez, R (1, 3) OBP: 0.329, SLG: 0.450										3	0	0	0	0	0	2				
Bob Bailey, R (1, 5) OBP: 0.345, SLG: 0.535										3	0	0	0	0	1	1				
Doug Flynn, R (1, 4) OBP: 0.317, SLG: 0.346										3	0	2	0	0	0	0				
Cesar Geronimo, L (1, 8) OBP: 0.387, SLG: 0.438										3	0	0	0	0	1	2				
Gary Nolan, R (1, 1) OBP: 0.127, SLG: 0.098										2	0	0	0	0	2	1				
Pete Rose, S (8, PH) OBP: 0.407, SLG: 0.444										1	0	0	0	0	0	1				
Rawly Eastwick, R (8, 1)										0	0	0	0	0	0	0				
Inning Stats	R: 0 E: 0 K: 2 S: 7	H: 0 LOB: 0 BB: 0 P: 7	R: 0 E: 0 K: 0 S: 3	H: 1 LOB: 0 BB: 0 P: 3	R: 0 E: 0 K: 1 S: 5	H: 0 LOB: 0 BB: 0 P: 5	R: 0 E: 0 K: 1 S: 5	H: 1 LOB: 0 BB: 0 P: 5	R: 0 E: 0 K: 2 S: 7	H: 0 LOB: 0 BB: 0 P: 7	R: 0 E: 0 K: 1 S: 6	H: 1 LOB: 1 BB: 0 P: 6	R: 0 E: 0 K: 1 S: 6	H: 1 LOB: 1 BB: 0 P: 6	R: 0 E: 0 K: 1 S: 5	H: 0 LOB: 0 BB: 0 P: 5	1B: 4 2B: 2 3B: 0 HR: 0	SF: 0 SAC: 0 DP: 2 HBP: 0	WP: 0 PB: 0 SB: 0 CS: 0	PA: 30
PITCHER Jerry Koosman, L (1, 1) ERA: 3.02	IP: 9.0 WLS: W BF: 30 H: 5 R: 0 ER: 0 SO: 11 BB: 0 IBB: 0 HBP: 0 BLK: 0 WP: 0 HR: 0 S: 52 P: 52 ERA: 0.00 WHIP: 0.556															PITCHER				

Cincinnati Reds @ New York Mets
Shea Stadium, Flushing, NY
Sun Aug 15 1976, 3:33 AM EDT
Att: 30,327 - Unknown

AB 30
R 0
H 5
RBI 0
BB 0
SO 11
LOB 9

Batter	1	2	3	4	5	6	7	8	9	AB	R	H	RBI	BB	SO	LOB	BOTTOM			
Bruce Boisclair, L (1, 8) OBP: 0.328, SLG: 0.310										4	0	1	1	0	2	1				
Felix Milten, R (1, 4) OBP: 0.326, SLG: 0.327										4	0	2	0	0	1	1				
John Milner, L (1, 7) OBP: 0.347, SLG: 0.442										4	0	2	0	0	0	2				
Leon Brown, R (9, 8) OBP: 0.268, SLG: 0.296										0	0	0	0	0	0	0				
Mike Vail, R (1, 9) OBP: 0.273, SLG: 0.312										4	0	0	0	0	1	3				
Joe Torre, R (1, 3) OBP: 0.354, SLG: 0.406										4	0	2	0	0	1	3				
Ron Hodges, L (1, 2) OBP: 0.382, SLG: 0.405										4	0	0	0	0	1	3				
Roy Staiger, R (1, 5) OBP: 0.315, SLG: 0.335										3	0	1	0	0	0	1				
Bud Harrelson, S (1, 6) OBP: 0.334, SLG: 0.277										3	1	0	0	0	0	1				
Jerry Koosman, R (1, 1) OBP: 0.309, SLG: 0.321										2	0	1	0	0	1	0				
Inning Stats	R: 0 E: 0 K: 3 S: 11	H: 2 LOB: 2 BB: 0 P: 11	R: 0 E: 0 K: 0 S: 3	H: 0 LOB: 0 BB: 0 P: 3	R: 0 E: 0 K: 2 S: 7	H: 0 LOB: 0 BB: 0 P: 7	R: 0 E: 0 K: 1 S: 6	H: 1 LOB: 1 BB: 0 P: 6	R: 1 E: 0 K: 0 S: 6	H: 3 LOB: 2 BB: 0 P: 6	R: 0 E: 0 K: 0 S: 4	H: 1 LOB: 1 BB: 0 P: 4	R: 0 E: 0 K: 1 S: 6	H: 1 LOB: 1 BB: 0 P: 6	R: 0 E: 0 K: 0 S: 4	H: 1 LOB: 1 BB: 0 P: 4	1B: 8 2B: 1 3B: 0 HR: 0	SF: 0 SAC: 1 DP: 0 HBP: 0	WP: 0 PB: 0 SB: 0 CS: 0	PA: 33
PITCHER Gary Nolan, R (1, 1) ERA: 3.43	IP: 7.0 WLS: L BF: 29 H: 8 R: 1 ER: 1 SO: 7 BB: 0 IBB: 0 HBP: 0 BLK: 0 WP: 0 HR: 0 S: 43 P: 43 ERA: 1.29 WHIP: 1.143															PITCHER				
Rawly Eastwick, R (8, 1) ERA: 2.16	IP: 1.0 WLS: L BF: 4 H: 1 R: 0 ER: 0 SO: 0 BB: 0 IBB: 0 HBP: 0 BLK: 0 WP: 0 HR: 0 S: 4 P: 4 ERA: 0.00 WHIP: 1.000															PITCHER				

Cincinnati Reds @ New York Mets
Shea Stadium, Flushing, NY
Sun Aug 15 1976, 3:33 AM EDT
Att: 30,327 - Unknown

AB 32
R 1
H 9
RBI 1
BB 0
SO 7
LOB 15

Batter	1	2	3	4	5	6	7	8	9	AB	R	H	RBI	BB	SO	LOB	TOP
Bruce Boisclair, L OBP: 0.337, SLG: 0.321 (1, 8)	4-0 1B HR BB	0-0 2B			0-3 K			0-0 1B		3	1	2	0	1	1	0	New York Mets @ Los Angeles Dodgers Dodger Stadium, Los Angeles, CA Tue Aug 17 1976, 7:05 PM PDT Att: 24,416 - Unknown
Felix Milten, R OBP: 0.327, SLG: 0.328 (1, 4)	0-0 HR	0-0 5-3			0-0 5-3			0-0 1B		4	1	2	0	0	0	1	
John Milner, L OBP: 0.346, SLG: 0.448 (6, 3)	0-0 HR		0-0 G3		0-0 P4			0-0 G4-6-3		4	1	1	3	0	0	2	
Joe Torre, R OBP: 0.354, SLG: 0.406 Pepe Mangual, R OBP: 0.305, SLG: 0.328 (6, 7)	0-0 FC5-4 1B		0-0 F8		0-0 F9			0-0 P3		3	0	1	0	0	0	0	
Mike Vail, R OBP: 0.272, SLG: 0.309 (1, 9)	0-0 F7		0-0 F8		0-0 6-3			0-0 G6-4-3 1B		4	0	1	0	0	0	1	
Roy Staiger, R OBP: 0.308, SLG: 0.328 (1, 5)	0-0 F8		0-0 5-3		0-0 6-3			0-0 G6-4-3		4	0	0	0	0	0	2	
Ron Hodges, L OBP: 0.375, SLG: 0.396 (1, 2)	0-0 FC5-4		0-0 4-3		0-0 F7			0-0 G6-4-3		3	0	0	0	0	0	1	
Bud Harrelson, S OBP: 0.331, SLG: 0.274 (1, 6)		0-0 6-3		0-0 6-3		0-0 F7		0-0 G6-4-3		3	0	0	0	0	0	0	
Jon Matlack, L OBP: 0.254, SLG: 0.200 Mike Phillips, L OBP: 0.328, SLG: 0.371 Skip Lockwood, R OBP: 0.429, SLG: 0.462 (8, PH)	0-3 K		0-0 F8		0-0 4-3			0-0 4-3		2	0	0	0	0	1	0	
Inning Stats	R: 3 E: 0 K: 0 S: 6	H: 3 LOB: 1 BB: 1 P: 10	R: 0 E: 0 K: 1 S: 6	H: 1 LOB: 1 BB: 0 P: 6	R: 0 E: 0 K: 0 S: 3	H: 0 LOB: 0 BB: 0 P: 3	R: 0 E: 0 K: 0 S: 3	H: 0 LOB: 0 BB: 0 P: 3	R: 0 E: 0 K: 0 S: 4	H: 2 LOB: 1 BB: 0 P: 4	R: 0 E: 0 K: 0 S: 3	H: 1 LOB: 0 BB: 0 P: 3	1B: 5 2B: 1 3B: 0 HR: 1	SF: 0 SAC: 0 DP: 2 HBP: 0	WP: 0 PB: 0 SB: 0 CS: 0	PA: 33	
PITCHER Rick Rhoden, R ERA: 2.87 (1, 1)	IP: 9.0 WLS: W BF: 33 H: 7 R: 3 ER: 3 SO: 2 BB: 1 IBB: 0 HBP: 0 BLK: 0 WP: 0 HR: 1 S: 36 P: 40 ERA: 3.00 WHIP: 0.889																

Batter	1	2	3	4	5	6	7	8	9	AB	R	H	RBI	BB	SO	LOB	BOTTOM	
Bill Buckner, L OBP: 0.322, SLG: 0.382 (1, 7)	0-0 4-3		0-0 6-3	0-0 6-3		0-0 4-3				4	0	0	0	0	0	2	New York Mets @ Los Angeles Dodgers Dodger Stadium, Los Angeles, CA Tue Aug 17 1976, 7:05 PM PDT Att: 24,416 - Unknown	
Ted Sizemore, R OBP: 0.291, SLG: 0.290 (1, 4)	0-0 5-3		0-0 F8		0-0 F2		0-0 P6			4	0	0	0	0	0	0		
Steve Garvey, R OBP: 0.348, SLG: 0.409 (1, 3)	0-0 1B		0-0 BB 1B	0-0 1B	0-0 P4		0-0 F2			4	1	2	0	0	0	0		
Ron Cey, R OBP: 0.389, SLG: 0.484 (1, 5)	0-0 F9		0-0 1B BB	0-0 1B	0-0 P4		0-0 P4			3	1	1	0	1	0	1		
Bill Russell, R OBP: 0.332, SLG: 0.387 (1, 6)		0-0 P4	0-0 PB SF8 1B	0-0 1B	0-0 1B		0-3 K			4	1	2	1	0	1	0		
Lee Lacy, R OBP: 0.323, SLG: 0.366 (1, 8)		0-0 P4	0-0 SF8 PB 2B 1B	0-0 1B	0-0 5-3		0-3 K			4	1	1	1	0	1	2		
Dusty Baker Jr., R OBP: 0.301, SLG: 0.308 (1, 9)		0-0 1B	0-0 5-3	0-0 1B	0-0 6-3		0-0 BB			3	0	1	0	1	0	2		
Ellie Rodriguez, R OBP: 0.349, SLG: 0.220 (1, 2)		0-0 P4	0-0 SF8	0-0 BB	0-0 BB		0-0 F8			2	0	0	1	1	0	2		
Rick Rhoden, R OBP: 0.316, SLG: 0.411 (1, 1)		0-0 5-3	0-0 2B	0-0 K		0-3 K				3	0	1	1	0	1	1		
Inning Stats	R: 0 E: 0 K: 0 S: 4	H: 1 LOB: 1 BB: 0 P: 4	R: 0 E: 0 K: 0 S: 4	H: 1 LOB: 1 BB: 0 P: 4	R: 0 E: 0 K: 0 S: 3	H: 0 LOB: 0 BB: 0 P: 3	R: 4 E: 0 K: 0 S: 7	H: 4 LOB: 1 BB: 1 P: 11	R: 0 E: 0 K: 1 S: 5	H: 0 LOB: 1 BB: 1 P: 9	R: 0 E: 0 K: 0 S: 3	H: 0 LOB: 0 BB: 0 P: 3	R: 0 E: 0 K: 2 S: 7	H: 0 LOB: 1 BB: 1 P: 11	1B: 7 2B: 1 3B: 0 HR: 0	SF: 1 SAC: 0 DP: 0 HBP: 0		WP: 0 PB: 1 SB: 0 CS: 0
PITCHER Jon Matlack, L ERA: 2.84 Skip Lockwood, R ERA: 2.64 (8, 1)	IP: 7.0 WLS: L BF: 31 H: 8 R: 4 ER: 4 SO: 1 BB: 2 IBB: 0 HBP: 0 BLK: 0 WP: 0 HR: 0 S: 31 P: 39 ERA: 5.14 WHIP: 1.429																	

Batter	1	2	3	4	5	6	7	8	9	AB	R	H	RBI	BB	SO	LOB	TOP					
Leon Brown, R OBP: 0.250, SLG: 0.276	1-3		4-3		FC2-6		1-4-3			4	0	0	0	0	0	3						
Felix Milan, R OBP: 0.326, SLG: 0.328	4-3		4-3		G6-4-3			2B FC5-2		4	0	1	0	0	0	2						
John Milner, L OBP: 0.350, SLG: 0.452	BB			G3		G5-4-3 BB		FC5-2 1-3		2	0	1	0	2	0	0						
Mike Vail, R OBP: 0.262, SLG: 0.297	2-3			5-3		G5-4-3		FC5-2		4	0	0	0	0	4							
Joe Torre, R OBP: 0.353, SLG: 0.403		6-3		BB 1B		K		F2		4	1	1	0	0	1	2						
Roy Staiger, R OBP: 0.312, SLG: 0.333	P3			1B BB			2B	L6		3	1	1	0	1	0	2						
Jerry Grote, R OBP: 0.343, SLG: 0.329	4-3			FC6-4 1B				F8		4	0	2	2	0	0	0						
Leo Foster, R OBP: 0.304, SLG: 0.333			4-3 SH2-4 1B	FC6-4			FC2-5-6-5	F9		4	0	1	0	0	0	3						
Tom Seaver, R OBP: 0.206, SLG: 0.100			SH2-4		FC2-6 1B		K	F7		3	0	1	0	0	1	1						
Inning Stats	R: 0 E: 0 K: 0 S: 3	H: 0 LOB: 1 BB: 1 P: 7	R: 0 E: 0 K: 0 S: 3	H: 0 LOB: 0 BB: 0 P: 3	R: 0 E: 0 K: 0 S: 4	H: 1 LOB: 1 BB: 0 P: 4	R: 1 E: 0 K: 0 S: 5	H: 2 LOB: 2 BB: 1 P: 9	R: 0 E: 0 K: 0 S: 3	H: 1 LOB: 0 BB: 0 P: 3	R: 0 E: 0 K: 1 S: 4	H: 0 LOB: 0 BB: 1 P: 8	R: 1 E: 0 K: 1 S: 7	H: 2 LOB: 1 BB: 0 P: 7	R: 0 E: 0 K: 0 S: 5	H: 2 LOB: 2 BB: 0 P: 5	R: 0 E: 0 K: 0 S: 3	H: 0 LOB: 0 BB: 0 P: 3	1B: 5 2B: 3 3B: 0 HR: 0	SF: 0 SAC: 1 DP: 2 HBP: 0	WP: 0 PB: 0 SB: 0 CS: 0	PA: 36
PITCHER	IP	WLS	BF	H	R	ER	SO	BB	IBB	HBP	BLK	WP	HR	S	P	ERA	WHIP					
Tommy John, L ERA: 3.2	(1, 1)	7.0	28	6	2	2	2	3	0	0	0	0	0	29	41	2.57	1.286					
Charlie Hough, R ERA: 2.34	(8, 1)	2.0	8	2	0	0	0	0	0	0	0	0	0	8	8	0.00	1.000					

New York Mets @ Los Angeles Dodgers
Dodger Stadium, Los Angeles, CA
Wed Aug 18 1976, 7:05 PM PDT
Att: 25,578 - Unknown

AB	32
R	2
H	8
RBI	2
BB	3
SO	2
LOB	17



Batter	1	2	3	4	5	6	7	8	9	AB	R	H	RBI	BB	SO	LOB	BOTTOM					
Jim Lyttle, L OBP: 0.333, SLG: 0.404	3-1		WP 1B			P6	4-3			4	0	1	0	0	0	3						
Ted Sizemore, R OBP: 0.286, SLG: 0.285	5-3		K			P4		P3		4	0	0	0	0	1	2						
Bill Buckner, L OBP: 0.323, SLG: 0.382	1B			F5		2B BB		F7		3	1	1	0	1	0	0						
Steve Garvey, R OBP: 0.347, SLG: 0.410	4-3			F2		2B		6-3		4	0	1	2	0	0	1						
Ron Cey, R OBP: 0.388, SLG: 0.482		5-3		K		F8				4	0	1	0	0	1	1						
Leron Lee, L OBP: 0.158, SLG: 0.263	F8				K		F8			4	0	0	0	0	2	0						
Bill Russell, R OBP: 0.331, SLG: 0.385	6-3				6-3		4-3			4	1	1	0	0	0	0						
Ellie Rodriguez, R OBP: 0.358, SLG: 0.212			L5		K			2B 1B		2	0	0	0	2	1	0						
Tommy John, R OBP: 0.143, SLG: 0.128			4-3			E4 BB				2	1	0	0	0	0	0						
Ed Goodson, L OBP: 0.237, SLG: 0.271										1	0	1	0	0	0	0						
Charlie Hough, R OBP: 0.235, SLG: 0.294										0	0	0	0	0	0	0						
Manny Mota, R OBP: 0.378, SLG: 0.400								1-3 2H		1	0	1	1	0	0	0						
Inning Stats	R: 0 E: 0 K: 0 S: 4	H: 1 LOB: 1 BB: 0 P: 4	R: 0 E: 0 K: 0 S: 3	H: 0 LOB: 0 BB: 0 P: 3	R: 0 E: 0 K: 1 S: 6	H: 1 LOB: 1 BB: 0 P: 6	R: 0 E: 0 K: 1 S: 5	H: 0 LOB: 0 BB: 0 P: 5	R: 0 E: 0 K: 2 S: 7	H: 0 LOB: 0 BB: 0 P: 7	R: 2 E: 1 K: 0 S: 5	H: 1 LOB: 1 BB: 1 P: 9	R: 0 E: 0 K: 0 S: 4	H: 1 LOB: 2 BB: 1 P: 8	R: 0 E: 0 K: 0 S: 3	H: 0 LOB: 0 BB: 0 P: 3	R: 1 E: 0 K: 1 S: 6	H: 3 LOB: 2 BB: 1 P: 10	1B: 5 2B: 2 3B: 0 HR: 0	SF: 0 SAC: 0 DP: 0 HBP: 0	WP: 1 PB: 0 SB: 1 CS: 0	PA: 36
PITCHER	IP	WLS	BF	H	R	ER	SO	BB	IBB	HBP	BLK	WP	HR	S	P	ERA	WHIP					
Tom Seaver, R ERA: 2.62	(1, 1)	8.2	36	7	3	1	5	2	1	0	0	1	0	43	55	1.04	1.038					

New York Mets @ Los Angeles Dodgers
Dodger Stadium, Los Angeles, CA
Wed Aug 18 1976, 7:05 PM PDT
Att: 25,578 - Unknown

AB	33
R	3
H	7
RBI	3
BB	3
SO	5
LOB	7



Batter	1	2	3	4	5	6	7	8	9	AB	R	H	RBI	BB	SO	LOB	TOP										
Bruce Boischair, L OBP: 0.329, SLG: 0.313 (1, 8)	0-0 4-3		0-3 K			0-0 P5		0-0 F8	0-0 F8	5	0	0	0	0	1	3											
Mike Phillips, L OBP: 0.353, SLG: 0.383 (1, 4)	0-0 S 1B		0-0 F8			0-0 P6		0-0 2B 3B	4-0 IBB	4	1	2	1	1	0	1											
John Milner, L OBP: 0.349, SLG: 0.448 Skip Lockwood, R OBP: 0.467, SLG: 0.500 Bob Apodaca, R OBP: 0.200, SLG: 0.214 (1, 7)	0-0 L9			0-0 4-3		0-0 F8		4-0 2B BB	0-0 E6 1-3 2-H 1B	3	1	0	0	1	0	1											
Joe Torre, R OBP: 0.353, SLG: 0.407 (1, 3)	0-0 4-3			0-0 CS 1B				0-0 1-H 3-H 1B 2B	0-0 F7	5	1	2	2	0	0	3											
Jerry Grote, R OBP: 0.345, SLG: 0.331 (1, 2)		0-0 5-3		0-0 L7 1-2						4	0	2	1	0	0	1											
Roy Staiger, R OBP: 0.311, SLG: 0.332 (1, 5)		0-3 K				0-0 1B		0-0 F8	0-0 E6	4	0	1	0	0	1	3											
Pepe Mangual, R OBP: 0.361, SLG: 0.323 (1, 9)		0-0 5-3				0-3 K		0-0 F9		4	0	0	0	0	2	4											
Bud Harrelson, S OBP: 0.333, SLG: 0.281 (1, 6)				0-0 SH2-4 1B		0-0 F7		0-0 F5	0-0 1B E 2B	4	1	2	0	0	0	1											
Mickey Lolich, S OBP: 0.224, SLG: 0.136 Mike Vail, R OBP: 0.269, SLG: 0.304 Leon Brown, R OBP: 0.246, SLG: 0.271 (1, 1)				0-0 SH2-4 1-2		0-3 K		0-0 3B 1B	0-0 F7	1	0	0	0	0	1	1											
Inning Stats	R: 0 E: 0 K: 0 S: 4	H: 1 LOB: 1 BB: 0 P: 4	R: 0 E: 0 K: 1 S: 5	H: 0 LOB: 0 BB: 0 P: 5	R: 0 E: 0 K: 1 S: 6	H: 1 LOB: 1 BB: 0 P: 6	R: 0 E: 0 K: 0 S: 3	H: 1 LOB: 1 BB: 0 P: 3	R: 0 E: 0 K: 2 S: 8	H: 0 LOB: 0 BB: 0 P: 8	R: 0 E: 0 K: 1 S: 6	H: 1 LOB: 1 BB: 0 P: 6	R: 4 E: 1 K: 0 S: 8	H: 4 LOB: 2 BB: 1 P: 12	R: 1 E: 1 K: 0 S: 5	H: 2 LOB: 2 BB: 1 P: 9	1B: 8 2B: 2 3B: 1 HR: 0	SF: 0 SAC: 1 DP: 0 HBP: 0	WP: 0 PB: 0 SB: 1 CS: 1	PA: 40							
PITCHER	IP	WLS	BF	H	R	ER	SO	BB	IBB	HBP	BLK	WP	HR	S	P	ERA	WHIP										
Burt Hooton, R ERA: 3.94 (1, 1)	7.2		29	7	3	3	5	0	0	0	0	0	0	39	39	3.52	0.913										
Stan Wall, L ERA: 4.5 (8, 1)	0.0		1	0	0	0	0	1	0	0	0	0	0	4	4	∞	∞										
Elias Sosa, R ERA: 4.25 (8, 1)	0.1		4	2	1	1	0	0	0	0	0	0	0	4	4	27.00	6.000										
Charlie Hough, R ERA: 2.32 (9, 1)	1.0	W	6	2	1	0	0	0	1	0	0	0	0	5	9	0.00	2.000										

New York Mets @ Los Angeles Dodgers
Dodger Stadium, Los Angeles, CA
Thu Aug 19 1976, 7:05 PM PDT
Att: 21,407 - Unknown

AB	37
R	5
H	11
RBI	4
BB	2
SO	5
LOB	19



Batter	1	2	3	4	5	6	7	8	9	AB	R	H	RBI	BB	SO	LOB	BOTTOM										
Davey Lopes, R OBP: 0.305, SLG: 0.316 Ed Goodson, L OBP: 0.234, SLG: 0.267 Charlie Hough, R OBP: 0.235, SLG: 0.294 (1, 8)	4-0 CS BB			0-0 2-3 1B		0-0 F9		0-0 G3		2	1	1	0	1	0	0											
Ted Sizemore, R OBP: 0.286, SLG: 0.284 (1, 4)	0-0 L6 1-2			0-0 2-3 1-2					0-0 1B HR 1B	4	1	1	0	0	0	2											
Bill Buckner, L OBP: 0.325, SLG: 0.383 (1, 7)	0-0 P4			0-0 2-H 1B		0-0 K		0-0 F9	0-0 1-2 HR 1B	4	1	2	1	0	1	0											
Steve Garvey, R OBP: 0.346, SLG: 0.415 (1, 3)		0-0 L9		0-0 5-3				0-0 F9	0-0 1-H 2-H HR	4	1	1	3	0	0	0											
Ron Cey, R OBP: 0.386, SLG: 0.487 (1, 5)		0-0 L7				0-0 F7		0-0 F3	0-0 HR	4	1	1	1	0	0	0											
Bill Russell, R OBP: 0.329, SLG: 0.383 (1, 6)		0-0 F9				0-0 5-3		0-0 6-3		3	0	0	0	0	0	0											
Lee Lacy, R OBP: 0.320, SLG: 0.362 (1, 9)				0-0 L7		0-0 F8		0-0 E4 BLK 1B		3	1	0	0	0	0	0											
Ellie Rodriguez, R OBP: 0.357, SLG: 0.294 (1, 2)				0-0 5-3				4-0 6-3 1B BB		2	0	0	0	1	0	0											
Burt Hooton, R OBP: 0.176, SLG: 0.130 Stan Wall, L (8, 1)				0-0 F7				0-0 K	0-0 1-2 1B	2	0	0	0	0	1	0											
Elias Sosa, R OBP: 0.143, SLG: 0.143 Leron Lee, L OBP: 0.200, SLG: 0.300 (8, 1)				0-0 F7				0-0 1-2 2-H 1B		0	0	0	0	0	0	0											
Inning Stats	R: 0 E: 0 K: 0 S: 2	H: 0 LOB: 0 BB: 1 P: 6	R: 0 E: 0 K: 0 S: 3	H: 0 LOB: 0 BB: 0 P: 3	R: 0 E: 0 K: 0 S: 3	H: 0 LOB: 0 BB: 0 P: 3	R: 1 E: 0 K: 0 S: 4	H: 2 LOB: 0 BB: 0 P: 4	R: 0 E: 0 K: 1 S: 5	H: 0 LOB: 0 BB: 0 P: 5	R: 0 E: 0 K: 1 S: 5	H: 0 LOB: 0 BB: 0 P: 5	R: 1 E: 1 K: 0 S: 5	H: 1 LOB: 2 BB: 1 P: 9	R: 4 E: 0 K: 0 S: 4	H: 4 LOB: 0 BB: 0 P: 4	1B: 5 2B: 0 3B: 0 HR: 2	SF: 0 SAC: 0 DP: 0 HBP: 0	WP: 0 PB: 0 SB: 0 CS: 1	PA: 32							
PITCHER	IP	WLS	BF	H	R	ER	SO	BB	IBB	HBP	BLK	WP	HR	S	P	ERA	WHIP										
Mickey Lolich, L ERA: 2.99 (1, 1)	7.0		22	2	1	1	2	1	0	0	0	0	0	25	29	1.29	0.429										
Skip Lockwood, R ERA: 2.97 (8, 1)	1.0		9	4	4	3	0	1	0	0	1	0	1	8	12	27.00	5.000										
Bob Apodaca, R ERA: 2.97 (9, 1)	0.0	L	1	1	1	1	0	0	0	0	0	0	1	1	1	∞	∞										

New York Mets @ Los Angeles Dodgers
Dodger Stadium, Los Angeles, CA
Thu Aug 19 1976, 7:05 PM PDT
Att: 21,407 - Unknown

AB	30
R	6
H	7
RBI	6
BB	2
SO	2
LOB	4



Batter	1	2	3	4	5	6	7	8	9	AB	R	H	RBI	BB	SO	LOB	TOP										
Bruce Boicsof, L (1, 8) OBP: 0.330, SLG: 0.325	0-0 4-3		0-3 K		0-0 4-3		0-0 E 1B 2B		0-0 2B	5	2	2	1	0	1	0	New York Mets @ San Diego Padres San Diego Stadium, San Diego, CA Sat Aug 21 1976, 10:05 PM EDT Att: 16,888 - Unknown										
Felix Milten, R (1, 4) OBP: 0.330, SLG: 0.333	0-0 BB 1B		0-0 WP 1B 1B		0-3 K		0-0 E7 1B 1B		0-0 F8 2B	5	2	3	1	0	1	1											
John Milner, L (1, 7) OBP: 0.355, SLG: 0.450	4-0 1-2 BB		0-0 1B		0-0 F8		0-0 1B SF9 1B		4-0 BB	3	1	2	2	2	0	0											
Joe Torre, R (1, 3) OBP: 0.351, SLG: 0.403	0-0 P5		0-0 5-3		0-0 6-3		0-0 SF9 1B		0-0 P4	5	0	1	1	0	0	5											
Mike Vail, R (1, 9) OBP: 0.257, SLG: 0.292	0-0 F8				0-0 4-3		0-0 F8		0-0 F8	4	0	0	1	0	0	4											
Jerry Grote, R (1, 2) OBP: 0.345, SLG: 0.333		0-0 F7		4-0 2B FC BB		0-0 2B		0-0 5-3		0-0 F7	4	1	1	0	1	0											
Roy Staiger, R (1, 5) OBP: 0.315, SLG: 0.337		4-0 CS BB		0-0 FC 2B		0-3 K		0-0 F8		3	0	1	0	1	1	1											
Bud Harrelson, S (1, 6) OBP: 0.332, SLG: 0.278		0-0 F7		0-0 FC G6-4-3			4-0 SH3-4 2B BB		0-3 K	3	1	0	1	1	1	2											
Jerry Koosman, R (1, 1) OBP: 0.293, SLG: 0.304			0-3 K		0-0 G6-4-3		0-0 SH3-4		0-0 4-3	3	0	0	0	0	1	2											
Inning Stats	R: 0 E: 0 K: 0 S: 4	H: 1 LOB: 2 BB: 1 P: 8	R: 0 E: 0 K: 0 S: 2	H: 0 LOB: 0 BB: 1 P: 6	R: 1 E: 0 K: 2 S: 9	H: 2 LOB: 1 BB: 0 P: 9	R: 1 E: 0 K: 0 S: 4	H: 1 LOB: 1 BB: 1 P: 8	R: 0 E: 0 K: 1 S: 5	H: 0 LOB: 0 BB: 0 P: 5	R: 0 E: 0 K: 1 S: 6	H: 1 LOB: 1 BB: 0 P: 6	R: 4 E: 1 K: 0 S: 7	H: 3 LOB: 1 BB: 1 P: 11	R: 0 E: 0 K: 1 S: 5	H: 0 LOB: 1 BB: 0 P: 5	R: 1 E: 0 K: 0 S: 5	H: 2 LOB: 2 BB: 1 P: 9	1B: 5 2B: 5 3B: 0 HR: 0	SF: 1 SAC: 1 DP: 1 HBP: 0	WP: 1 PB: 0 SB: 0 CS: 1	PA: 42					
PITCHER	IP	WLS	BF	H	R	ER	SO	BB	IBB	HBP	BLK	WP	HR	S	P	ERA	WHIP										
Tom Griffin, R (1, 1) ERA: 5.15	6.1	L	30	7	6	4	4	4	0	0	0	1	0	34	50	5.68	1.737										
Dave Freisleben, R (7, 1) ERA: 3.75	0.2		3	1	0	0	0	0	0	0	0	0	0	3	3	0.00	1.500										
Butch Metzger, R (8, 1) ERA: 1.88	2.0		9	2	1	1	1	1	0	0	0	0	0	10	14	4.50	1.500										

AB	35
R	7
H	10
RBI	7
BB	5
SO	5
LOB	18



Batter	1	2	3	4	5	6	7	8	9	AB	R	H	RBI	BB	SO	LOB	BOTTOM										
Johnny Grubb, L (1, 7) OBP: 0.394, SLG: 0.409	4-0 CS BB		0-0 6-3		0-0 F8		0-0 F8			3	0	0	0	1	0	2	New York Mets @ San Diego Padres San Diego Stadium, San Diego, CA Sat Aug 21 1976, 10:05 PM EDT Att: 16,888 - Unknown										
Ted Kubiak, S (1, 5) OBP: 0.226, SLG: 0.291	4-0 1-2 BB		4-0 BB		0-0 E6				0-0 P4	2	0	0	0	2	0	1											
Dave Winfield, R (1, 9) OBP: 0.362, SLG: 0.440	0-3 K		0-3 K		0-0 5-3				0-0 G3 1B	4	0	1	0	0	2	5											
Willie Davis, L (1, 8) OBP: 0.297, SLG: 0.390	0-0 1-3				0-0 F9		0-0 L3		0-0 G3	4	0	0	0	0	0	2											
Mike Ivie, R (1, 3) OBP: 0.346, SLG: 0.411		0-0 F8		0-0 FC6-4 1B		0-0 F9		0-0 5-3		4	0	1	0	0	0	1											
Tito Fuentes, S (1, 4) OBP: 0.309, SLG: 0.336		0-0 G5-4-3 1B		0-0 FC6-4 FC5-4		0-0 FC5-4			0-0 5-3	4	1	2	1	0	0	1											
Fred Kendall, R (1, 2) OBP: 0.307, SLG: 0.305		0-0 G5-4-3		0-0 FC5-4		0-0 1-3			0-0 6-3	4	0	0	0	0	0	2											
Hector Torres, R (1, 6) OBP: 0.259, SLG: 0.298			4-0 SH2-4 BB		0-0 E 2B		0-3 K		0-0 1B	3	0	2	0	1	1	0											
Tom Griffin, R (1, 1) OBP: 0.133, SLG: 0.071			0-0 SH2-4		0-0 5-3		0-3 K		0-3 K	1	0	0	0	0	0	1											
Dave Freisleben, R (7, 1) OBP: 0.226, SLG: 0.291					0-0 5-3				0-0 K	0	0	0	0	0	0	0											
Mery Rettenmund, R (7, PH) OBP: 0.339, SLG: 0.286										1	0	0	0	0	1	0											
Butch Metzger, R (8, 1)										0	0	0	0	0	0	0											
Luis Melendez, R (8, PH) OBP: 0.236, SLG: 0.252										1	0	0	0	0	1	1											
Inning Stats	R: 0 E: 0 K: 1 S: 4	H: 0 LOB: 1 BB: 2 P: 12	R: 0 E: 0 K: 0 S: 3	H: 1 LOB: 0 BB: 0 P: 3	R: 0 E: 0 K: 1 S: 5	H: 0 LOB: 2 BB: 2 P: 13	R: 0 E: 0 K: 0 S: 4	H: 1 LOB: 1 BB: 0 P: 4	R: 0 E: 0 K: 0 S: 5	H: 1 LOB: 2 BB: 0 P: 5	R: 1 E: 0 K: 0 S: 4	H: 1 LOB: 0 BB: 0 P: 4	R: 0 E: 0 K: 2 S: 7	H: 0 LOB: 0 BB: 0 P: 7	R: 0 E: 0 K: 0 S: 4	H: 1 LOB: 1 BB: 0 P: 4	R: 0 E: 0 K: 1 S: 6	H: 1 LOB: 1 BB: 0 P: 6	1B: 4 2B: 1 3B: 0 HR: 1	SF: 0 SAC: 1 DP: 1 HBP: 0	WP: 0 PB: 0 SB: 0 CS: 1	PA: 36					
PITCHER	IP	WLS	BF	H	R	ER	SO	BB	IBB	HBP	BLK	WP	HR	S	P	ERA	WHIP										
Jerry Koosman, L (1, 1) ERA: 2.92	9.0	W	36	6	1	1	5	4	0	0	0	0	1	42	58	1.00	1.111										

AB	31
R	1
H	6
RBI	1
BB	4
SO	5
LOB	16

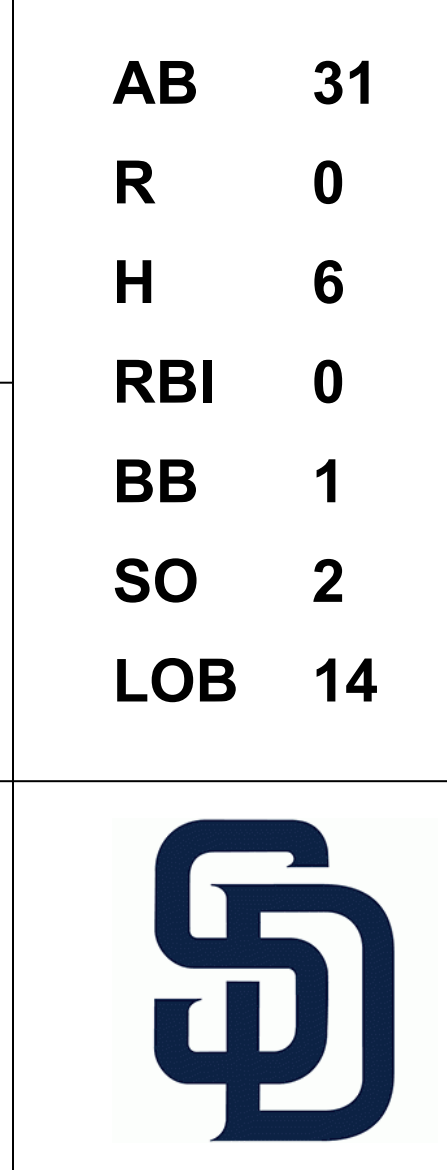


Batter	1	2	3	4	5	6	7	8	9	AB	R	H	RBI	BB	SO	LOB	TOP												
Leon Brown, R OBP: 0.246, SLG: 0.270 (1, 8)	0-0 5-3		0-0 1-2 1B			0-0 4-3		0-0 6-3		4	0	1	0	0	0	0	New York Mets @ San Diego Padres San Diego Stadium, San Diego, CA Sun Aug 22 1976, 6:33 AM EDT Att: 18,425 - Unknown												
Felix Milten, R OBP: 0.331, SLG: 0.340 (1, 4)	0-0 2B		0-0 F7			0-0 L7		0-0 4-3 2B		4	0	2	0	0	0	2													
John Milner, L OBP: 0.351, SLG: 0.444 (1, 7) (7, 3)	0-0 F8		0-0 4-3			0-0 G3		0-0 4-3		4	0	0	0	0	0	4													
Joe Torre, R OBP: 0.347, SLG: 0.399 Pepe Mangual, R OBP: 0.350, SLG: 0.322 (7, PR) (7, 7)	0-3 K			0-0 4-3				0-0 E5 BLK 2B		3	0	0	0	0	1	1													
Mike Vail, R OBP: 0.256, SLG: 0.291 (1, 9)		0-0 6-3		0-0 G4-6-3 1B				0-0 B3		4	0	1	0	0	0	1													
Jerry Grote, R OBP: 0.347, SLG: 0.339 (1, 2)		0-0 G1-4-3 1B		0-0 G4-6-3				0-0 2H 2B		4	0	2	1	0	0	1													
Roy Staiger, R OBP: 0.313, SLG: 0.335 (1, 5)		0-0 G1-4-3				0-0 F8		0-0 F8		4	0	1	0	0	0	3													
Leo Foster, R OBP: 0.296, SLG: 0.292 (1, 6)			0-0 5-3			0-0 F7		4-0 IBB		3	0	0	0	1	0	1													
Jon Matlack, L OBP: 0.257, SLG: 0.206 (1, 1)			0-0 1B			0-0 F8		0-0 G3		3	0	1	0	0	0	2													
Inning Stats	R: 0 E: 0 K: 1 S: 6	H: 1 LOB: 1 BB: 0 P: 6	R: 0 E: 0 K: 0 S: 3	H: 1 LOB: 0 BB: 0 P: 3	R: 0 E: 0 K: 0 S: 5	H: 2 LOB: 2 BB: 0 P: 5	R: 0 E: 0 K: 0 S: 3	H: 1 LOB: 0 BB: 0 P: 3	R: 0 E: 0 K: 0 S: 3	H: 0 LOB: 0 BB: 0 P: 3	R: 0 E: 0 K: 0 S: 3	H: 0 LOB: 0 BB: 0 P: 3	R: 1 E: 1 K: 0 S: 5	H: 1 LOB: 2 BB: 1 P: 9	R: 0 E: 0 K: 0 S: 4	H: 1 LOB: 1 BB: 0 P: 4		R: 0 E: 0 K: 0 S: 4	H: 1 LOB: 1 BB: 0 P: 4	1B: 5 2B: 3 3B: 0 HR: 0	SF: 0 SAC: 0 DP: 2 HBP: 0	WP: 0 PB: 0 SB: 0 CS: 0	PA: 35						
PITCHER	IP WLS BF H R ER SO BB IBB HBP BLK WP HR S P ERA WHIP	IP WLS BF H R ER SO BB IBB HBP BLK WP HR S P ERA WHIP																											
Randy Jones, L ERA: 2.73 (1, 1)	8.0 L 31	7 1 0 1	0 0 0 0	0 0 0 0	0 0 0 0	0 0 4 4	0.00 0.875	Butch Metzger, R ERA: 1.95 (9, 1)	1.0 4 1 0 0 0	0 0 0 0	0 0 0 0	0 0 4 4	0.00 1.000																

AB	34
R	1
H	8
RBI	1
BB	1
SO	1
LOB	16



Batter	1	2	3	4	5	6	7	8	9	AB	R	H	RBI	BB	SO	LOB	BOTTOM						
Johnny Grubb, L OBP: 0.396, SLG: 0.409 Luis Melendez, R OBP: 0.229, SLG: 0.245 (1, 7) (2, 7)	4-0 FC4-6 BB		0-0 P4			0-0 L5		0-0 F3		0	0	0	0	1	0	0	New York Mets @ San Diego Padres San Diego Stadium, San Diego, CA Sun Aug 22 1976, 6:33 AM EDT Att: 18,425 - Unknown						
Ted Kubiak, S OBP: 0.327, SLG: 0.290 (1, 5)	0-0 FC4-6 1-2 G5-4-3		0-0 6-3			0-0 5-3				4	0	1	0	0	0	1							
Dave Winfield, R OBP: 0.359, SLG: 0.436 (1, 9)	0-0 G5-4-3			0-0 F8				0-3 K		4	0	0	0	0	1	2							
Willie Davis, L OBP: 0.294, SLG: 0.386 (1, 8)		0-0 L6		0-0 F9				0-0 G3		4	0	0	0	0	0	1							
Mike Ivie, R OBP: 0.348, SLG: 0.412 (1, 3)		0-0 6-3			0-0 5-3			0-0 FC6-4 1B		4	0	2	0	0	0	0							
Tito Fuentes, S OBP: 0.311, SLG: 0.338 (1, 4)		0-0 2B		0-0 6-3				0-0 FC6-4 1-2		3	0	1	0	0	0	1							
Fred Kendall, R OBP: 0.310, SLG: 0.308 Enzo Hernandez, R OBP: 0.326, SLG: 0.325 Bob Davis, R OBP: 0.244, SLG: 0.236 (1, 2) (8, PR) (9, 2)		0-0 F3			0-0 1B			0-0 SH1-4 1B		3	0	2	0	0	0	1							
Hector Torres, R OBP: 0.256, SLG: 0.295 (1, 6)			0-0 6-3			0-0 F3		0-0 SH1-4 1-2		2	0	0	0	0	0	1							
Randy Jones, R OBP: 0.089, SLG: 0.047 Willie McCovey, L OBP: 0.283, SLG: 0.353 Butch Metzger, R (1, 1) (8, PH) (9, 1)			0-3 K			0-0 4-3		0-0 F5		2	0	0	0	0	1	0							
Inning Stats	R: 0 E: 0 K: 0 S: 2	H: 0 LOB: 0 BB: 1 P: 6	R: 0 E: 0 K: 0 S: 4	H: 1 LOB: 1 BB: 0 P: 4	R: 0 E: 0 K: 1 S: 5	H: 0 LOB: 0 BB: 0 P: 5	R: 0 E: 0 K: 0 S: 3	H: 0 LOB: 0 BB: 0 P: 3	R: 0 E: 0 K: 0 S: 6	H: 1 LOB: 1 BB: 0 P: 6	R: 0 E: 0 K: 0 S: 4	H: 1 LOB: 2 BB: 0 P: 4	R: 0 E: 0 K: 0 S: 5	H: 2 LOB: 3 BB: 0 P: 6	1B: 5 2B: 1 3B: 0 HR: 0	SF: 0 SAC: 1 DP: 1 HBP: 1		WP: 0 PB: 0 SB: 0 CS: 0	PA: 34				
PITCHER	IP WLS BF H R ER SO BB IBB HBP BLK WP HR S P ERA WHIP	IP WLS BF H R ER SO BB IBB HBP BLK WP HR S P ERA WHIP																					
Jon Matlack, L ERA: 2.72 (1, 1)	9.0 W 34	6 0 0 2	1 0 1 0	0 0 0 0	0 0 0 0	0 0 36 41	0.00 0.778																



Batter	1	2	3	4	5	6	7	8	9	AB R H RBI BB SO LOB	TOP												
Bruce Boisclair, L (1, 8) OBP: 0.332, SLG: 0.323	4-0 5-3 E BB		0-0 4-3 1B		0-3 K 1-2		0-0 F9		0-3 K	4 1 1 0 1 2 1	New York Mets @ San Francisco Giants Candlestick Park, San Francisco, CA Tue Aug 24 1976, 10:05 PM EDT Att: 3,984 - Unknown												
Felix Milten, R (1, 4) OBP: 0.330, SLG: 0.338	0-0 5-3 1-2		0-0 4-3 1-2		0-0 E6 2H		0-0 1B		0-0 4-3	5 0 1 0 0 0 2													
John Milner, L (1, 7) Leon Brown, R (8, 8) OBP: 0.242, SLG: 0.266	0-0 5-3 2-3		0-0 F7		0-0 6-3		0-0 F7		0-3 K	4 0 0 0 0 0 4 1 0 0 0 0 1 0													
Ed Kranepool, L (1, 3) OBP: 0.334, SLG: 0.397	0-0 E9 3H			0-0 F8		0-0 F8		0-0 SH1-3 2B		4 1 1 0 0 0 0													
Mike Vail, R (1, 9) Pepe Mangual, R (7, 9) OBP: 0.360, SLG: 0.322	0-0 F9			0-0 K		0-0 2B FC5-2 1B		0-0 SH1-3 2-3		3 0 1 0 0 1 1 0 0 0 0 0 0 0													
Jerry Grote, R (1, 2) OBP: 0.352, SLG: 0.349		0-0 3-1		0-0 1B 2B		0-0 FC5-2 1-3 2B		4-0 BB IBB		3 1 2 0 1 0 0													
Roy Staiger, R (1, 5) OBP: 0.312, SLG: 0.335		0-0 F8		0-0 CS 2H 1B		0-0 FC5-2 2-3 3H 1B		0-0 SF9 3H 4-0		3 0 1 2 0 0 2													
Bud Harrelson, S (1, 6) OBP: 0.334, SLG: 0.279		0-0 4-3		0-0 CS 1-2	0-0 S E 1B		0-0 F7		1-2 BB	3 1 1 0 1 0 2													
Tom Seaver, R (1, 1) OBP: 0.194, SLG: 0.094			0-0 6-3		0-3 K		0-0 F8		0-3 K	4 0 0 0 0 2 3													
Inning Stats	R: 1 E: 1 K: 0 S: 4	H: 0 LOB: 1 BB: 1 P: 8	R: 0 E: 0 K: 0 S: 3	H: 0 LOB: 0 BB: 0 P: 3	R: 0 E: 0 K: 0 S: 4	H: 1 LOB: 1 BB: 0 P: 4	R: 1 E: 0 K: 1 S: 6	H: 2 LOB: 0 BB: 0 P: 6	R: 1 E: 1 K: 2 S: 9	H: 1 LOB: 1 BB: 0 P: 9		R: 0 E: 0 K: 0 S: 5	H: 2 LOB: 2 BB: 0 P: 5	R: 0 E: 0 K: 0 S: 4	H: 1 LOB: 1 BB: 0 P: 4	R: 1 E: 0 K: 1 S: 6	H: 1 LOB: 2 BB: 2 P: 14	R: 0 E: 0 K: 2 S: 7	H: 0 LOB: 0 BB: 0 P: 7	1B: 5 2B: 3 3B: 0 HR: 0	SF: 1 SAC: 1 DP: 0 HBP: 0	WP: 0 PB: 0 SB: 1 CS: 1	PA: 40
PITCHER	IP WLS BF H R ER SO BB IBB HBP BLK WP HR S P ERA WHIP											PITCHER	IP WLS BF H R ER SO BB IBB HBP BLK WP HR S P ERA WHIP										
Jim Barr, R (1, 1) ERA: 3.29	8.0 L 36 8 4 2 4 2 1 0 0 0 0 0 41 53 2.25 1.250																						
Mike Caldwell, L (9, 1) ERA: 5.2	1.0 3 0 0 0 2 0 0 0 0 0 0 0 7 7 0.00 0.000																						

AB	34
R	4
H	8
RBI	2
BB	3
SO	6
LOB	15



Batter	1	2	3	4	5	6	7	8	9	AB R H RBI BB SO LOB	BOTTOM												
Gary Thomasson, L (1, 8) OBP: 0.310, SLG: 0.415	0-0 P6		0-0 3B			0-0 P6			0-0 BB 1B	4 0 2 0 0 0 0	New York Mets @ San Francisco Giants Candlestick Park, San Francisco, CA Tue Aug 24 1976, 10:05 PM EDT Att: 3,984 - Unknown												
Marty Perez, R (1, 4) OBP: 0.317, SLG: 0.322	0-0 G3		0-0 1-3			0-0 F7			0-0 F9	4 0 0 0 0 0 2													
Gary Matthews, R (1, 7) OBP: 0.365, SLG: 0.432	0-0 6-3			0-3 K		0-3 K			0-0 P4	4 0 0 0 0 2 1													
Bobby Murcer, L (1, 9) OBP: 0.350, SLG: 0.412		0-0 F8 S 1B		0-0 4-3		0-3 K		4-0 BB BBB	1-2 BB	3 0 1 0 1 1 0													
Ken Reitz, R (1, 5) OBP: 0.315, SLG: 0.354		0-3 K 1-2		0-0 F8		0-0 6-3		0-3 K		4 0 0 0 0 2 3													
Darrell Evans, L (1, 3) OBP: 0.322, SLG: 0.323		0-0 F8 2-3			0-0 F8		0-0 3-1			3 0 0 0 0 0 1													
Chris Speier, R (1, 6) OBP: 0.310, SLG: 0.283		0-3 K			0-0 L4			0-0 F3		3 0 0 0 0 1 1													
Dave Rader, L (1, 2) OBP: 0.323, SLG: 0.330			0-0 F9					0-0 F9		3 0 1 0 0 0 0													
Mike Sadel, R (9, 2) OBP: 0.304, SLG: 0.243									1-2 1B	0 0 0 0 0 0 0													
Jim Barr, R (1, 1) OBP: 0.203, SLG: 0.151			0-0 F9					0-3 K		2 0 0 0 0 1 1													
Glenn Adams, L (8, PH) Mike Caldwell, R (9, 1) OBP: 0.125, SLG: 0.125									0-3 K	1 0 0 0 0 1 0 0 0 0 0 0 0 0													
Inning Stats	R: 0 E: 0 K: 0 S: 3	H: 0 LOB: 0 BB: 0 P: 3	R: 0 E: 0 K: 2 S: 8	H: 1 LOB: 1 BB: 0 P: 8	R: 0 E: 0 K: 0 S: 4	H: 1 LOB: 1 BB: 0 P: 4	R: 0 E: 0 K: 1 S: 5	H: 0 LOB: 0 BB: 0 P: 5	R: 0 E: 0 K: 1 S: 6	H: 0 LOB: 0 BB: 0 P: 5	R: 0 E: 0 K: 1 S: 5	H: 0 LOB: 0 BB: 0 P: 5	R: 0 E: 0 K: 1 S: 5	H: 0 LOB: 2 BB: 0 P: 5	R: 0 E: 0 K: 1 S: 6	H: 1 LOB: 1 BB: 1 P: 10	1B: 3 2B: 0 3B: 1 HR: 0	SF: 0 SAC: 0 DP: 0 HBP: 0	WP: 0 PB: 0 SB: 1 CS: 0	PA: 32			
PITCHER	IP WLS BF H R ER SO BB IBB HBP BLK WP HR S P ERA WHIP											PITCHER	IP WLS BF H R ER SO BB IBB HBP BLK WP HR S P ERA WHIP										
Tom Seaver, R (1, 1) ERA: 2.51	9.0 W 32 4 0 0 8 1 0 0 0 0 0 0 47 51 0.00 0.556																						

AB	31
R	0
H	4
RBI	0
BB	1
SO	8
LOB	9



Batter	1	2	3	4	5	6	7	8	9	AB	R	H	RBI	BB	SO	LOB	TOP					
Bruce Boisclair, L OBP: 0.326, SLG: 0.317 (1, 8)										4	1	0	0	0	2	2	New York Mets @ San Francisco Giants Candlestick Park, San Francisco, CA Wed Aug 25 1976, 6:33 AM EDT Att: 3,974 - Unknown					
Felix Milten, R OBP: 0.333, SLG: 0.342 (1, 4)										4	0	3	0	0	0	0						
John Milner, L OBP: 0.349, SLG: 0.438 (1, 7)										3	0	1	0	1	1	1						
Ed Kranepool, L OBP: 0.339, SLG: 0.404 (1, 3)										4	0	3	0	0	0	2						
Mike Vail, R OBP: 0.252, SLG: 0.284 (8, PH)										3	0	0	0	0	1	4						
Pepe Mangual, R OBP: 0.359, SLG: 0.321 (8, 9)										1	0	0	0	0	1	1						
Roy Staiger, R OBP: 0.307, SLG: 0.328 (1, 5)										4	0	0	0	0	1	1						
Ron Hodges, L OBP: 0.372, SLG: 0.387 (1, 2)										3	0	0	0	1	0	1						
Bud Harrelson, S OBP: 0.332, SLG: 0.277 (7, PH)										2	0	0	0	0	1	0						
Mike Phillips, L OBP: 0.335, SLG: 0.385 (7, 6)										2	0	1	0	0	0	1						
Mickey Lolich, S OBP: 0.231, SLG: 0.133 (5, PH)										1	0	0	0	0	1	0						
Jim Dwyer, L OBP: 0.263, SLG: 0.221 (5, 1)										1	0	0	0	0	0	0						
Nino Espinosa, R OBP: 0.283, SLG: 0.221 (5, 1)										0	0	0	0	0	0	0						
Bob Myrick, R OBP: 0.283, SLG: 0.221 (6, 1)										0	0	0	0	0	0	0						
Joe Torre, R OBP: 0.346, SLG: 0.397 (7, 1)										1	0	0	0	0	0	2						
Ken Sanders, R OBP: 0.286, SLG: 0.280 (9, PH)										0	0	0	0	0	0	0						
Leo Foster, R OBP: 0.286, SLG: 0.280 (9, PH)										1	0	0	0	0	1	1						
Inning Stats	R: 1 E: 1 K: 1 S: 6	H: 1 LOB: 1 BB: 1 P: 10	R: 0 E: 0 K: 2 S: 7	H: 0 LOB: 0 BB: 0 P: 7	R: 0 E: 0 K: 3 S: 10	H: 1 LOB: 1 BB: 0 P: 10	R: 0 E: 0 K: 0 S: 3	H: 1 LOB: 0 BB: 0 P: 3	R: 0 E: 0 K: 0 S: 3	H: 0 LOB: 0 BB: 0 P: 3	R: 0 E: 0 K: 1 S: 7	H: 3 LOB: 2 BB: 0 P: 7	R: 0 E: 0 K: 0 S: 4	H: 1 LOB: 2 BB: 1 P: 8	R: 0 E: 0 K: 1 S: 6	H: 1 LOB: 1 BB: 0 P: 6	R: 0 E: 1 K: 1 S: 6	H: 0 LOB: 1 BB: 0 P: 6	1B: 7 2B: 1 3B: 0 HR: 0	SF: 0 SAC: 0 DP: 2 HBP: 0	WP: 0 PB: 0 SB: 0 CS: 1	PA: 36
PITCHER	IP WLS BF H R ER SO BB IBB HBP BLK WP HR S P ERA WHIP																					
Ed Halicki, R ERA: 3.83 (1, 1)	9.0 W 36 8 1 0 9 2 0 0 0 0 0 0 52 60 0.00 1.111																					

AB	34
R	1
H	8
RBI	0
BB	2
SO	9
LOB	16



Batter	1	2	3	4	5	6	7	8	9	AB	R	H	RBI	BB	SO	LOB	BOTTOM			
Larry Herndon, R OBP: 0.338, SLG: 0.367 (1, 8)										4	1	1	1	1	0	2	New York Mets @ San Francisco Giants Candlestick Park, San Francisco, CA Wed Aug 25 1976, 6:33 AM EDT Att: 3,974 - Unknown			
Johnnie LeMaster, R OBP: 0.230, SLG: 0.271 (1, 6)										5	0	1	2	0	1	3				
Gary Matthews, R OBP: 0.368, SLG: 0.442 (1, 7)										5	2	3	2	0	0	2				
Bobby Murcer, L OBP: 0.353, SLG: 0.417 (7, 3)										4	1	3	0	0	0	2				
Darrell Evans, L OBP: 0.322, SLG: 0.323 (7, 3)										0	0	0	0	0	0	0				
Ken Reitz, R OBP: 0.315, SLG: 0.355 (1, 5)										4	1	1	1	0	0	1				
Gary Thomasson, L OBP: 0.313, SLG: 0.418 (7, 9)										3	1	1	0	1	0	1				
Chris Speier, R OBP: 0.309, SLG: 0.283 (1, 4)										3	0	1	1	0	0	2				
Mike Sadek, R OBP: 0.313, SLG: 0.247 (1, 2)										3	1	1	0	1	0	2				
Ed Halicki, R OBP: 0.280, SLG: 0.200 (1, 1)										3	0	1	0	0	1	3				
Inning Stats	R: 1 E: 0 K: 0 S: 4	H: 2 LOB: 0 BB: 0 P: 4	R: 0 E: 0 K: 0 S: 4	H: 1 LOB: 1 BB: 0 P: 4	R: 0 E: 0 K: 0 S: 4	H: 1 LOB: 1 BB: 0 P: 4	R: 0 E: 0 K: 1 S: 6	H: 1 LOB: 1 BB: 0 P: 6	R: 0 E: 0 K: 0 S: 4	H: 1 LOB: 1 BB: 0 P: 4	R: 6 E: 1 K: 1 S: 10	H: 5 LOB: 2 BB: 3 P: 22	R: 0 E: 0 K: 0 S: 4	H: 1 LOB: 1 BB: 0 P: 4	R: 0 E: 0 K: 0 S: 4	H: 1 LOB: 1 BB: 0 P: 4	1B: 8 2B: 4 3B: 0 HR: 1	SF: 1 SAC: 1 DP: 0 HBP: 0	WP: 0 PB: 0 SB: 1 CS: 1	PA: 40
PITCHER	IP WLS BF H R ER SO BB IBB HBP BLK WP HR S P ERA WHIP																			
Mickey Lolich, L ERA: 2.97 (5, 1)	1.2 L 12 4 6 6 2 1 2 0 0 0 0 0 13 25 32.40 3.000																			
Nino Espinosa, R ERA: 3.7 (6, 1)	0.1 3 2 0 0 0 0 0 0 0 0 0 0 3 3 0.00 6.000																			
Bob Myrick, L ERA: 3.6 (7, 1)	2.0 8 2 0 0 0 0 0 0 0 0 0 0 8 8 0.00 1.000																			

AB	34
R	7
H	13
RBI	7
BB	3
SO	2
LOB	18



Batter	1	2	3	4	5	6	7	8	9	AB	R	H	RBI	BB	SO	LOB	TOP										
Davey Lopes, R OBP: 0.306, SLG: 0.314 (1, 4)	0-0 6-3 K	0-3 K		0-0 L7		0-0 F9		4-0 1B 2-3 BB		4	0	0	0	1	1	6											
Bill Buckner, L OBP: 0.333, SLG: 0.392 (1, 7)	0-0 F7		0-0 4-3		0-0 E1		0-0 G3	0-0 1B		5	0	1	1	0	0	0											
Bill Russell, R OBP: 0.327, SLG: 0.380 (1, 6)	0-0 HR 1B		0-0 6-3		0-0 F8		0-0 5-3	0-0 P4		5	1	1	0	0	0	3											
Steve Garvey, R OBP: 0.345, SLG: 0.428 (1, 3)	0-0 1-H HR		0-0 2B		0-0 F7		0-0 F9		0-0 1-3	5	1	2	2	0	0	1											
Ron Cey, R OBP: 0.384, SLG: 0.478 (1, 5)	0-0 L7		0-0 4-3		0-3 K			0-3 K FC4-6 HBP		4	0	0	0	0	2	2											
Lee Lacy, R OBP: 0.326, SLG: 0.371 (1, 8)		0-0 2B 1B		0-0 1B		0-0 6-3		0-0 1B 2B 1B FC4-6 CS		5	1	3	0	0	0	1											
Dusty Baker Jr., R OBP: 0.303, SLG: 0.311 (1, 9)		0-3 K		0-3 K		0-0 FC6-4 1B		0-0 2B 1B CS		4	1	2	0	0	2	2											
Steve Yeager, R OBP: 0.292, SLG: 0.373 (1, 2)		0-0 1-3 2B		0-0 1-2 1B		0-0 FC6-4 1B 1-2		0-0 WP 1B 2B 1-2 2-H		4	1	3	2	0	0	1											
Don Sutton, R OBP: 0.183, SLG: 0.123 (1, 1)		0-0 4-3		0-3 K		0-0 1-2 1B		0-3 K		4	0	1	0	0	2	5											
Inning Stats	R: 2 E: 0 K: 0 S: 5	H: 2 LOB: 0 BB: 0 P: 5	R: 0 E: 0 K: 2 S: 9	H: 2 LOB: 2 BB: 0 P: 9	R: 0 E: 0 K: 2 S: 4	H: 1 LOB: 1 BB: 0 P: 4	R: 0 E: 0 K: 2 S: 9	H: 2 LOB: 2 BB: 0 P: 9	R: 0 E: 1 K: 1 S: 6	H: 0 LOB: 1 BB: 0 P: 6	R: 0 E: 0 K: 0 S: 3	H: 0 LOB: 0 BB: 0 P: 3	R: 3 E: 0 K: 2 S: 11	H: 4 LOB: 2 BB: 1 P: 15	R: 0 E: 0 K: 0 S: 2	H: 0 LOB: 0 BB: 0 P: 3	1B: 9 2B: 3 3B: 0 HR: 1	SF: 0 SAC: 0 DP: 0 HBP: 1	WP: 1 PA: 43 PB: 0 SB: 0 CS: 1								
PITCHER	IP	WLS	BF	H	R	ER	SO	BB	IBB	HBP	BLK	WP	HR	S	P	ERA	WHIP										
Jerry Koosman, L ERA: 3.05 (1, 1)	7.1	L	35	12	5	5	6	0	0	0	0	0	1	47	47	6.14	1.636										
Skip Lockwood, R ERA: 2.95 (8, 1)	0.2		4	1	0	0	1	1	0	0	0	1	0	5	9	0.00	3.000										
Bob Apodaca, R ERA: 2.93 (9, 1)	1.0		3	0	0	0	0	0	0	1	0	0	0	2	3	0.00	0.000										

Los Angeles Dodgers @ New York Mets
Shea Stadium, Flushing, NY
Fri Aug 27 1976, 7:05 PM EDT
Att: 24,508 - Unknown

AB 40
R 5
H 13
RBI 5
BB 1
SO 7
LOB 21



Batter	1	2	3	4	5	6	7	8	9	AB	R	H	RBI	BB	SO	LOB	BOTTOM										
Bruce Boisclair, L OBP: 0.329, SLG: 0.321 (1, 8)	0-3 K		0-0 F8			0-0 FC5-4 1B		0-0 1B		4	0	2	0	0	1	0											
Felix Milten, R OBP: 0.335, SLG: 0.344 (1, 4)	0-0 FC4-6 1B			0-0 5-3		0-0 FC5-4 1-2		0-0 1B		4	0	2	0	0	0	1											
John Milner, L OBP: 0.348, SLG: 0.435 (1, 7)	0-0 FC4-6 1-2			4-0 G4-6-3 BB		0-0 F9		0-0 F7		3	0	0	0	1	0	4											
Ed Kranepool, L OBP: 0.338, SLG: 0.401 Bob Apodaca, R OBP: 0.467, SLG: 0.500 (9, 1)	0-0 1-3			0-0 G4-6-3 1-2			4-0 HR BB	0-0 F9		3	1	0	0	1	0	4											
Mike Vail, R OBP: 0.244, SLG: 0.275 (1, 9)		0-0 6-3			0-0 E6 FC1-6		0-3 K		0-0 6-3	4	0	0	0	0	1	1											
Jerry Grote, R OBP: 0.351, SLG: 0.357 (1, 2)		0-0 4-3			0-0 FC1-6 1-2		0-0 HR		0-0 6-3	4	1	1	2	0	0	1											
Roy Staiger, R OBP: 0.283, SLG: 0.324 Dave Kingman, R OBP: 0.282, SLG: 0.534 (9, PH)		0-3 K			0-0 F8		0-0 F8		4-0 BB	3	0	0	0	0	1	1											
Bud Harrelson, S OBP: 0.329, SLG: 0.274 Mike Phillips, L OBP: 0.333, SLG: 0.383 (9, PH)			0-3 K		0-0 G3		0-0 L6		0-3 K	3	0	0	0	0	1	1											
Jerry Koosman, R OBP: 0.283, SLG: 0.293 Skip Lockwood, R OBP: 0.467, SLG: 0.500 Joe Torre, R OBP: 0.345, SLG: 0.396 (9, 3)			0-3 K			0-3 K		0-0 6-3		2	0	0	0	0	2	0											
Inning Stats	R: 0 E: 0 K: 1 S: 6	H: 1 LOB: 1 BB: 0 P: 6	R: 0 E: 0 K: 1 S: 5	H: 0 LOB: 0 BB: 0 P: 5	R: 0 E: 0 K: 2 S: 7	H: 0 LOB: 0 BB: 0 P: 7	R: 0 E: 0 K: 0 S: 2	H: 0 LOB: 1 BB: 1 P: 6	R: 0 E: 1 K: 0 S: 4	H: 0 LOB: 1 BB: 0 P: 4	R: 0 E: 0 K: 1 S: 6	H: 1 LOB: 1 BB: 0 P: 6	R: 2 E: 0 K: 1 S: 6	H: 1 LOB: 0 BB: 1 P: 10	R: 0 E: 0 K: 0 S: 5	H: 2 LOB: 2 BB: 0 P: 5	R: 0 E: 0 K: 1 S: 5	H: 0 LOB: 1 BB: 1 P: 9	1B: 4 2B: 0 3B: 0 HR: 1	SF: 0 SAC: 0 DP: 1 HBP: 0	WP: 0 PA: 35 PB: 0 SB: 0 CS: 0						
PITCHER	IP	WLS	BF	H	R	ER	SO	BB	IBB	HBP	BLK	WP	HR	S	P	ERA	WHIP										
Don Sutton, R ERA: 3.72 (1, 1)	9.0	W	35	5	2	2	7	3	0	0	0	0	1	46	58	2.00	0.889										

Los Angeles Dodgers @ New York Mets
Shea Stadium, Flushing, NY
Fri Aug 27 1976, 7:05 PM EDT
Att: 24,508 - Unknown

AB 32
R 2
H 5
RBI 2
BB 3
SO 7
LOB 14



Batter	1	2	3	4	5	6	7	8	9	AB	R	H	RBI	BB	SO	LOB	TOP			
Davey Lopes, R OBP: 0.305, SLG: 0.311 (1.4)	4-0 S BB		0-0 5-3		0-0 FC6-4			0-0 1-3		3	0	0	0	1	0	1	Los Angeles Dodgers @ New York Mets Shea Stadium, Flushing, NY Sat Aug 28 1976, 3:33 AM EDT Att: 21,770 - Unknown livebaseballscorecards.com			
Bill Buckner, L OBP: 0.333, SLG: 0.390 (1.7)	0-0 L8		0-0 F5			4-0 SH2-3 BB		0-3 K		3	0	0	0	1	1					
Bill Russell, R OBP: 0.325, SLG: 0.378 (1.6)	0-0 4-1		0-0 2-3			0-0 SH2-3			0-0 5-3	3	0	0	0	0	0	1				
Steve Garvey, R OBP: 0.342, SLG: 0.424 (1.3)	0-0 P1			0-0 5-3			0-0 L7		0-3 K	4	0	0	0	0	1	2				
Ron Cey, R OBP: 0.382, SLG: 0.478 (1.5)		0-0 2B		0-0 6-3			0-0 F9		0-0 P4	4	1	1	0	0	0	1				
Lee Lacy, R OBP: 0.322, SLG: 0.367 (1.8)		0-0 F8		0-0 5-3				0-3 K		3	0	0	0	0	1	1				
Dusty Baker Jr., R OBP: 0.303, SLG: 0.314 (1.9)		0-0 2B		0-0 5-3			0-0 5-3		0-0 5-3	3	0	1	1	0	0	0				
Steve Yeager, R OBP: 0.290, SLG: 0.369 (1.2)		0-0 5-3			0-3 K			0-0 P4		3	0	0	0	0	1	1				
Rick Rhoden, R OBP: 0.311, SLG: 0.400 (1.1)		0-0 F9			0-0 FC6-4 1B			0-0 F7		3	0	1	0	0	0	1				
Inning Stats	R: 0 E: 0 K: 0 S: 3	H: 0 LOB: 1 BB: 1 P: 7	R: 1 E: 0 K: 0 S: 5	H: 2 LOB: 1 BB: 0 P: 5	R: 0 E: 0 K: 0 S: 3	H: 0 LOB: 0 BB: 0 P: 3	R: 0 E: 0 K: 0 S: 3	H: 0 LOB: 0 BB: 0 P: 3	R: 0 E: 0 K: 1 S: 6	H: 1 LOB: 1 BB: 0 P: 6	R: 0 E: 0 K: 0 S: 3	H: 0 LOB: 1 BB: 1 P: 7	R: 0 E: 0 K: 1 S: 5	H: 0 LOB: 0 BB: 0 P: 5	R: 0 E: 0 K: 1 S: 5	H: 0 LOB: 0 BB: 0 P: 5	1B: 1 2B: 2 3B: 0 HR: 0	SF: 0 SAC: 1 DP: 0 HBP: 0	WP: 0 PB: 0 SB: 1 CS: 0	PA: 32
PITCHER Jon Matlack, L ERA: 2.64 (1.1)	IP: 9.0 WLS: W BF: 32 H: 3 R: 1 ER: 1 SO: 4 BB: 2 IBB: 0 HBP: 0 BLK: 0 WP: 0 HR: 0 S: 38 P: 46 ERA: 1.00 WHIP: 0.556															PITCHER				

Batter	1	2	3	4	5	6	7	8	9	AB	R	H	RBI	BB	SO	LOB	BOTTOM					
Bruce Boisclair, L OBP: 0.330, SLG: 0.333 (1.8)	0-0 F8	0-0 FC6-4			0-0 HR		0-0 6-3		4-0 1B IBB	4	1	1	1	1	0	1	Los Angeles Dodgers @ New York Mets Shea Stadium, Flushing, NY Sat Aug 28 1976, 3:33 AM EDT Att: 21,770 - Unknown livebaseballscorecards.com					
Felix Milten, R OBP: 0.338, SLG: 0.345 (1.4)	0-0 E6 1B BB		0-0 1B E 1B		4-0 BB		0-0 F9		0-0 1B	4	0	2	1	1	0	0						
John Milner, L OBP: 0.347, SLG: 0.431 (1.7)	4-0 1B BB		0-0 E4 1B		0-0 F9		0-0 4-3		1-2 2-3 3-H 1B	3	0	0	0	1	0	2						
Dave Kingman, R OBP: 0.282, SLG: 0.531 (1.9)	0-3 K		0-0 G4-6-3 1B		0-0 F7			0-0 F7		4	0	1	0	0	1	3						
Ed Kranepool, L OBP: 0.337, SLG: 0.399 (1.3)	0-0 1B		0-0 P3		0-0 6-3			0-0 L8		4	0	1	0	0	0	4						
Ron Hodges, L OBP: 0.383, SLG: 0.376 (1.2)	0-0 F9		0-0 G4-6-3			0-0 F9		0-0 F8		4	0	0	0	0	0	6						
Roy Staiger, R OBP: 0.297, SLG: 0.318 (1.5)		0-0 F9		0-0 6-3			0-0 F8		0-0 E6 1B SH1-4 1B	4	0	0	0	0	0	0						
Leo Foster, R OBP: 0.286, SLG: 0.280 (0. PR)										0	1	0	0	0	0	0						
Mike Phillips, L OBP: 0.333, SLG: 0.382 (1.6)		0-3 K		0-0 3-1			0-0 1B		0-0 SH1-4	3	0	1	0	0	1	0						
Jon Matlack, L OBP: 0.260, SLG: 0.200 (1.1)		4-0 BB		0-0 F9			0-3 K		0-0 1B IBB 1B	2	0	0	0	1	1	1						
Joe Torre, R OBP: 0.347, SLG: 0.398 (0. PR)										1	0	1	0	0	0	0						
Leon Brown, R OBP: 0.242, SLG: 0.266 (0. PR)										0	0	0	0	0	0	0						
Inning Stats	R: 0 E: 1 K: 1 S: 7	H: 1 LOB: 3 BB: 1 P: 11	R: 0 E: 0 K: 1 S: 5	H: 0 LOB: 1 BB: 1 P: 9	R: 0 E: 1 K: 0 S: 5	H: 2 LOB: 2 BB: 0 P: 5	R: 0 E: 0 K: 0 S: 3	H: 0 LOB: 0 BB: 0 P: 3	R: 1 E: 0 K: 0 S: 4	H: 1 LOB: 1 BB: 1 P: 8	R: 0 E: 0 K: 1 S: 6	H: 1 LOB: 1 BB: 0 P: 6	R: 0 E: 0 K: 0 S: 3	H: 0 LOB: 0 BB: 0 P: 3	R: 0 E: 0 K: 0 S: 3	H: 0 LOB: 0 BB: 0 P: 3	R: 1 E: 1 K: 0 S: 4	H: 2 LOB: 3 BB: 1 P: 8	1B: 6 2B: 0 3B: 0 HR: 1	SF: 0 SAC: 1 DP: 1 HBP: 0	WP: 0 PB: 0 SB: 0 CS: 0	PA: 38
PITCHER Rick Rhoden, R ERA: 2.98 (1.1)	IP: 8.1 WLS: L BF: 38 H: 7 R: 2 ER: 1 SO: 3 BB: 3 IBB: 1 HBP: 0 BLK: 0 WP: 0 HR: 1 S: 40 P: 56 ERA: 1.08 WHIP: 1.200															PITCHER						



Batter	1	2	3	4	5	6	7	8	9	AB	R	H	RBI	BB	SO	LOB	TOP										
Davey Lopes, R OBP: 0.307, SLG: 0.313 (1, 4)										4	1	2	0	0	1	0	Los Angeles Dodgers @ New York Mets Shea Stadium, Flushing, NY Sun Aug 29 1976, 3:33 AM EDT Att: 23,260 - Unknown livebaseballscorecards.com										
Bill Buckner, L OBP: 0.330, SLG: 0.387 (1, 7)										4	0	0	0	0	1	2											
Reggie Smith, S OBP: 0.304, SLG: 0.442 (1, 9)										3	1	1	2	1	0	0											
Steve Garvey, R OBP: 0.344, SLG: 0.429 (1, 3)										4	0	2	0	0	1	0											
Ron Cey, R OBP: 0.383, SLG: 0.477 (1, 5)										3	0	1	0	1	1	3											
Jim Lytle, L OBP: 0.355, SLG: 0.384 (1, 8)										4	0	1	0	0	1	2											
Bill Russell, R OBP: 0.322, SLG: 0.374 (1, 6)										4	0	0	0	0	1	3											
Steve Yeager, R OBP: 0.287, SLG: 0.365 (1, 2)										4	0	0	0	0	2	0											
Tommy John, R OBP: 0.127, SLG: 0.113 (1, 1)										4	0	0	0	0	0	0											
Inning Stats	R: 2 E: 0 K: 1 S: 9	H: 4 LOB: 2 BB: 0 P: 9	R: 0 E: 0 K: 1 S: 6	H: 1 LOB: 1 BB: 0 P: 6	R: 0 E: 0 K: 0 S: 4	H: 1 LOB: 1 BB: 0 P: 4	R: 0 E: 0 K: 1 S: 5	H: 0 LOB: 0 BB: 0 P: 5	R: 0 E: 0 K: 0 S: 3	H: 0 LOB: 0 BB: 0 P: 3	R: 0 E: 0 K: 1 S: 5	H: 0 LOB: 0 BB: 0 P: 5	R: 0 E: 0 K: 2 S: 7	H: 0 LOB: 1 BB: 0 P: 11	R: 0 E: 0 K: 1 S: 5	H: 0 LOB: 0 BB: 0 P: 5		1B: 4 2B: 2 3B: 0 HR: 1	SF: 0 SAC: 0 DP: 1 HBP: 0	WP: 0 PB: 0 SB: 1 CS: 0	PA: 36						
PITCHER	IP	WLS	BF	H	R	ER	SO	BB	IBB	HBP	BLK	WP	HR	S	P	ERA	WHIP										
Tom Seaver, R ERA: 2.5 (1, 1)	8.0	L	33	7	2	2	7	2	0	0	0	0	1	45	53	2.25	1.125										
Skip Lockwood, R ERA: 2.91 (9, 1)	1.0		3	0	0	0	1	0	0	0	0	0	0	5	5	0.00	0.000										

Batter	1	2	3	4	5	6	7	8	9	AB	R	H	RBI	BB	SO	LOB	BOTTOM										
Leon Brown, R OBP: 0.243, SLG: 0.265 (1, 8)										4	1	1	0	0	0	1	Los Angeles Dodgers @ New York Mets Shea Stadium, Flushing, NY Sun Aug 29 1976, 3:33 AM EDT Att: 23,260 - Unknown livebaseballscorecards.com										
Felix Milan, R OBP: 0.337, SLG: 0.344 (1, 4)										4	0	1	0	0	0	0											
John Milner, L OBP: 0.349, SLG: 0.432 (1, 7)										4	0	2	1	0	1	1											
Dave Kingman, R OBP: 0.279, SLG: 0.526 (1, 9)										4	0	0	0	0	2	5											
Joe Torre, R OBP: 0.346, SLG: 0.396 (1, 3)										4	0	1	0	0	1	4											
Pepe Mangual, R OBP: 0.359, SLG: 0.321 (9, PR)										0	0	0	0	0	0	0											
Roy Staiger, R OBP: 0.297, SLG: 0.313 (1, 5)										3	0	0	0	1	0	0											
Leo Foster, R OBP: 0.250, SLG: 0.241 (1, 6)										4	0	0	0	0	2												
Ron Hodges, L OBP: 0.357, SLG: 0.368 (1, 2)										3	0	0	0	0	0	0											
Tom Seaver, R OBP: 0.203, SLG: 0.106 (1, 1)										2	0	1	0	0	0	0											
Mike Vail, R OBP: 0.242, SLG: 0.273 (8, PH)										1	0	0	0	0	0	0											
Skip Lockwood, R OBP: 0.467, SLG: 0.500 (9, 1)										0	0	0	0	0	0	0											
Inning Stats	R: 0 E: 1 K: 1 S: 6	H: 0 LOB: 1 BB: 0 P: 6	R: 0 E: 0 K: 1 S: 5	H: 0 LOB: 0 BB: 0 P: 5	R: 0 E: 0 K: 0 S: 3	H: 1 LOB: 0 BB: 0 P: 3	R: 0 E: 1 K: 0 S: 4	H: 1 LOB: 1 BB: 0 P: 4	R: 0 E: 0 K: 0 S: 3	H: 0 LOB: 0 BB: 0 P: 3	R: 1 E: 0 K: 1 S: 8	H: 3 LOB: 2 BB: 0 P: 8	R: 0 E: 0 K: 0 S: 3	H: 0 LOB: 0 BB: 0 P: 3	R: 0 E: 0 K: 0 S: 3	H: 0 LOB: 0 BB: 0 P: 3	R: 0 E: 0 K: 1 S: 6	H: 1 LOB: 2 BB: 1 P: 10	1B: 6 2B: 0 3B: 0 HR: 0	SF: 0 SAC: 0 DP: 2 HBP: 0	WP: 0 PB: 0 SB: 0 CS: 0	PA: 34					
PITCHER	IP	WLS	BF	H	R	ER	SO	BB	IBB	HBP	BLK	WP	HR	S	P	ERA	WHIP										
Tommy John, L ERA: 3.07 (1, 1)	9.0	W	34	6	1	1	4	1	0	0	0	0	0	41	45	1.00	0.778										

Batter	1	2	3	4	5	6	7	8	9	AB	R	H	RBI	BB	SO	LOB	TOP					
Larry Herndon, R (1, 8) OBP: 0.337, SLG: 0.362	FC3-6 BB		CS 1B			F8			F8	3	0	1	0	1	0	0						
Marty Perez, R (1, 4) OBP: 0.314, SLG: 0.319	K		CS 1B				6-3			3	0	1	0	0	1	1						
Gary Matthews, R (1, 7) OBP: 0.365, SLG: 0.441	K						1-3			3	0	0	0	0	2	2						
Bobby Murcer, L (1, 9) OBP: 0.365, SLG: 0.411	FC3-6						5-3			3	0	0	0	0	0	1						
Ken Reitz, R (1, 5) OBP: 0.310, SLG: 0.348		K				F9			K	3	0	0	0	0	2	0						
Chris Speier, R (1, 6) OBP: 0.304, SLG: 0.278		6-3				P5			1-3	3	0	0	0	0	0	0						
Gary Thomasson, L (1, 3) OBP: 0.305, SLG: 0.407		F8				4-3			P6	3	0	0	0	0	0	0						
Mike Sadek, R (1, 2) OBP: 0.302, SLG: 0.235						F8			F8	3	0	0	0	0	0	0						
John Montefusco, R (1, 1) OBP: 0.183, SLG: 0.138 Chris Arnold, R (9, PH) OBP: 0.262, SLG: 0.250			1B 1B						F8	2	0	1	0	0	1	0						
Inning Stats	R: 0 E: 0 K: 2 S: 7	H: 0 LOB: 1 BB: 1 P: 11	R: 0 E: 0 K: 1 S: 5	H: 0 LOB: 0 BB: 0 P: 5	R: 0 E: 0 K: 0 S: 3	H: 2 LOB: 0 BB: 0 P: 3	R: 0 E: 0 K: 1 S: 5	H: 1 LOB: 0 BB: 0 P: 5	R: 0 E: 0 K: 0 S: 3	H: 0 LOB: 0 BB: 0 P: 3	R: 0 E: 0 K: 1 S: 5	H: 0 LOB: 0 BB: 0 P: 5	R: 0 E: 0 K: 1 S: 3	H: 0 LOB: 0 BB: 0 P: 3	R: 0 E: 0 K: 0 S: 3	H: 0 LOB: 0 BB: 0 P: 3	R: 0 E: 0 K: 0 S: 3	H: 0 LOB: 0 BB: 0 P: 3	1B: 3 2B: 1 3B: 0 HR: 0	SF: 0 SAC: 0 DP: 1 HBP: 0	WP: 0 PB: 0 SB: 0 CS: 2	PA: 29
PITCHER Jerry Koosman, L (1, 1) ERA: 2.91	IP: 9.0 WLS: W BF: 28 H: 3 R: 0 ER: 0 SO: 6 BB: 1 IBB: 0 HBP: 0 BLK: 0 WP: 0 HR: 0 S: 39 P: 43 ERA: 0.00 WHIP: 0.444															PITCHER						

San Francisco Giants @ New York Mets
Shea Stadium, Flushing, NY
Wed Sep 01 1976, 7:05 PM EDT
Att: 14,455 - Unknown

AB	27
R	0
H	3
RBI	0
BB	1
SO	6
LOB	4



Batter	1	2	3	4	5	6	7	8	9	AB	R	H	RBI	BB	SO	LOB	BOTTOM					
Bruce Boisclair, L (1, 8) OBP: 0.331, SLG: 0.347	K		CS 1B			G3			G3	4	0	1	0	0	1	1						
Felix Milan, R (1, 4) OBP: 0.335, SLG: 0.345	5-3		BB 1B			6-3			2B	4	1	2	0	0	0	0						
John Milner, L (1, 7) OBP: 0.354, SLG: 0.440	4-3		FC4-6 BB			F7			2B	3	0	1	1	1	0	0						
Dave Kingman, R (1, 9) OBP: 0.276, SLG: 0.517		K	P3			K			K	4	0	0	0	0	3	3						
Ed Kranepool, L (1, 3) OBP: 0.338, SLG: 0.397		HBP 1B 1B	FC4-6			6-3			G6-4-3 IBB	3	0	1	0	1	0	2						
Roy Staiger, R (1, 5) OBP: 0.295, SLG: 0.311		L9				F8			G6-4-3	4	0	0	0	0	1	3						
John Stearns, R (1, 2) OBP: 0.111, SLG: 0.111		HBP 1B				F7			6-3	3	0	1	0	0	0	0						
Bud Harrelson, S (1, 6) OBP: 0.335, SLG: 0.277		FC6-4 HBP							1B	1	0	1	0	1	0	0						
Jerry Koosman, R (1, 1) OBP: 0.270, SLG: 0.279		FC6-4				K			K	3	0	0	0	0	2	5						
Inning Stats	R: 0 E: 0 K: 1 S: 5	H: 2 LOB: 3 BB: 0 P: 8	R: 0 E: 0 K: 0 S: 4	H: 2 LOB: 2 BB: 1 P: 8	R: 0 E: 0 K: 1 S: 5	H: 0 LOB: 0 BB: 1 P: 9	R: 0 E: 0 K: 2 S: 7	H: 0 LOB: 0 BB: 0 P: 7	R: 0 E: 0 K: 1 S: 6	H: 1 LOB: 1 BB: 0 P: 6	R: 1 E: 0 K: 1 S: 6	H: 2 LOB: 1 BB: 1 P: 10	R: 0 E: 0 K: 0 S: 6	H: 0 LOB: 0 BB: 0 P: 6	R: 0 E: 0 K: 0 S: 6	H: 0 LOB: 0 BB: 0 P: 6	R: 0 E: 0 K: 0 S: 6	H: 0 LOB: 0 BB: 0 P: 6	1B: 5 2B: 2 3B: 0 HR: 0	SF: 0 SAC: 0 DP: 1 HBP: 1	WP: 0 PB: 0 SB: 0 CS: 1	PA: 33
PITCHER John Montefusco, R (1, 1) ERA: 3.05	IP: 8.0 WLS: L BF: 33 H: 7 R: 1 ER: 1 SO: 7 BB: 2 IBB: 1 HBP: 1 BLK: 0 WP: 0 HR: 0 S: 43 P: 56 ERA: 1.12 WHIP: 1.125															PITCHER						

San Francisco Giants @ New York Mets
Shea Stadium, Flushing, NY
Wed Sep 01 1976, 7:05 PM EDT
Att: 14,455 - Unknown

AB	29
R	1
H	7
RBI	1
BB	3
SO	7
LOB	14



Batter	1	2	3	4	5	6	7	8	9	AB	R	H	RBI	BB	SO	LOB	TOP					
Larry Herndon, R OBP: 0.338, SLG: 0.360 (1, 8)	6-3		1B BB	SH4-3		2B BB		4-3	4-3	4	2	1	0	1	0	1	San Francisco Giants @ New York Mets Shea Stadium, Flushing, NY Thu Sep 02 1976, 3:33 AM EDT Att: 8,007 - Unknown livebaseballscorecards.com					
Marty Perez, R OBP: 0.323, SLG: 0.331 (1, 4)	1B FC6-4 BB		BB SF8	HR BB		1B 2B		F9 2B		3	4	3	1	2	0	0						
Gary Matthews, R OBP: 0.365, SLG: 0.439 (1, 7)	FC6-4 1B		BB 1B	K		5-3		F9		4	1	1	0	1	1	3						
Bobby Murcer, L OBP: 0.354, SLG: 0.419 (1, 9)	FC6-4 1B 1-2 3-H		1B BB	HR		1B		BB		3	1	2	5	2	0	1						
Ken Reitz, R OBP: 0.309, SLG: 0.347 (1, 5)	1-3 1B		SF8	K		4-3		L7		4	0	1	1	0	1	3						
Gary Thomasson, L OBP: 0.304, SLG: 0.404 Darrell Evans, L OBP: 0.322, SLG: 0.319 (9, PH) (9, 3)	5-3		1-3 2-H 1B	6-3		K		1-3 1B		4	0	1	1	0	1	2						
Johnnie LetMaster, R OBP: 0.293, SLG: 0.296 (1, 6)		4-3	K	K		F4		1-3 1B		5	0	0	0	0	2	3						
Mike Sadek, R OBP: 0.307, SLG: 0.236 (1, 2)		5-3	5-3	5-3		F8		BB		4	0	1	1	1	0	2						
John D'Acquisto, R OBP: 0.296, SLG: 0.308 Charlie Williams, R OBP: 0.259, SLG: 0.143 Mike Caldwell, R OBP: 0.193, SLG: 0.211 Randy Moffitt, R OBP: 0.167, SLG: 0.167 (1, 1) (3, 1) (3, 1) (8, 1)		K		SH4-3 WP 2B		6-3		F7		1	0	0	0	0	1	0						
Inning Stats	R: 1 E: 0 K: 0 S: 5	H: 2 LOB: 2 BB: 1 P: 9	R: 0 E: 0 K: 1 S: 5	H: 0 LOB: 0 BB: 0 P: 5	R: 3 E: 0 K: 1 S: 8	H: 3 LOB: 2 BB: 2 P: 16	R: 3 E: 0 K: 2 S: 9	H: 2 LOB: 0 BB: 1 P: 13	R: 0 E: 0 K: 1 S: 5	H: 0 LOB: 0 BB: 0 P: 5	R: 2 E: 0 K: 0 S: 5	H: 2 LOB: 1 BB: 1 P: 9	R: 0 E: 0 K: 1 S: 4	H: 1 LOB: 2 BB: 1 P: 8	R: 1 E: 0 K: 0 S: 5	H: 2 LOB: 1 BB: 0 P: 5		1B: 8 2B: 3 3B: 0 HR: 1	SF: 1 SAC: 1 DP: 0 HBP: 0	WP: 1 PB: 0 CS: 0	PA: 46	
PITCHER	IP WLS BF H R ER SO BB IBB HBP BLK WP HR S P ERA WHIP	IP WLS BF H R ER SO BB IBB HBP BLK WP HR S P ERA WHIP	IP WLS BF H R ER SO BB IBB HBP BLK WP HR S P ERA WHIP	IP WLS BF H R ER SO BB IBB HBP BLK WP HR S P ERA WHIP	IP WLS BF H R ER SO BB IBB HBP BLK WP HR S P ERA WHIP	IP WLS BF H R ER SO BB IBB HBP BLK WP HR S P ERA WHIP	IP WLS BF H R ER SO BB IBB HBP BLK WP HR S P ERA WHIP	IP WLS BF H R ER SO BB IBB HBP BLK WP HR S P ERA WHIP	IP WLS BF H R ER SO BB IBB HBP BLK WP HR S P ERA WHIP	IP WLS BF H R ER SO BB IBB HBP BLK WP HR S P ERA WHIP	IP WLS BF H R ER SO BB IBB HBP BLK WP HR S P ERA WHIP	IP WLS BF H R ER SO BB IBB HBP BLK WP HR S P ERA WHIP	IP WLS BF H R ER SO BB IBB HBP BLK WP HR S P ERA WHIP	IP WLS BF H R ER SO BB IBB HBP BLK WP HR S P ERA WHIP	IP WLS BF H R ER SO BB IBB HBP BLK WP HR S P ERA WHIP	IP WLS BF H R ER SO BB IBB HBP BLK WP HR S P ERA WHIP	IP WLS BF H R ER SO BB IBB HBP BLK WP HR S P ERA WHIP	IP WLS BF H R ER SO BB IBB HBP BLK WP HR S P ERA WHIP	IP WLS BF H R ER SO BB IBB HBP BLK WP HR S P ERA WHIP	IP WLS BF H R ER SO BB IBB HBP BLK WP HR S P ERA WHIP	IP WLS BF H R ER SO BB IBB HBP BLK WP HR S P ERA WHIP	
Jon Matlack, L ERA: 2.86 (1, 1)	3.1 L	6 6	6 6	2 2	4 0	0 0	0 0	0 0	0 0	1 12	12	5.40	0.600									
Nino Espinosa, R ERA: 3.81 (4, 1)	1.2 6	1 1	1 1	3 3	0 0	0 0	0 0	0 0	0 0	1 12	12	9.00	2.000									
Ken Sanders, R ERA: 2.8 (6, 1)	2.0 10	2 2	2 2	1 1	2 0	0 0	0 0	0 0	0 0	4 8	8	9.00	2.000									
Bob Myrick, L ERA: 3.43 (8, 1)	1.0 5	1 0	0 0	0 0	1 0	0 0	0 0	0 0	0 0	4 5	5	9.00	2.000									
Bob Apodaca, R ERA: 3.01 (9, 1)	1.0 5	2 1	1 1	0 0	0 0	0 0	0 0	0 0	0 0	5 5	5	9.00	2.000									
Batter	1	2	3	4	5	6	7	8	9	AB <td>R <td>H <td>RBI <td>BB <td>SO <td>LOB <td>BOTTOM</td> </td></td></td></td></td></td>	R <td>H <td>RBI <td>BB <td>SO <td>LOB <td>BOTTOM</td> </td></td></td></td></td>	H <td>RBI <td>BB <td>SO <td>LOB <td>BOTTOM</td> </td></td></td></td>	RBI <td>BB <td>SO <td>LOB <td>BOTTOM</td> </td></td></td>	BB <td>SO <td>LOB <td>BOTTOM</td> </td></td>	SO <td>LOB <td>BOTTOM</td> </td>	LOB <td>BOTTOM</td>	BOTTOM					
Bruce Boisclair, L OBP: 0.332, SLG: 0.345 (1, 8)	BB WP 1B	1B BB	K			G3		K		4	1	1	0	1	2	5	San Francisco Giants @ New York Mets Shea Stadium, Flushing, NY Thu Sep 02 1976, 3:33 AM EDT Att: 8,007 - Unknown livebaseballscorecards.com					
Felix Milten, R OBP: 0.336, SLG: 0.344 (1, 4)	WP BB	BB	6-3			F9		FC6-4 1B		4	1	1	1	1	0	2						
John Milner, L OBP: 0.354, SLG: 0.438 (1, 7) (8, 3)	CS BB	L3	K			4-3		2B 1B		4	1	1	1	1	1	3						
Dave Kingman, R OBP: 0.274, SLG: 0.513 Pepe Manguual, R OBP: 0.359, SLG: 0.326 (1, 9) (5, 9)	5-3		K	K		4-3		2B		3	0	0	0	0	2	2						
Ed Kranepool, L OBP: 0.337, SLG: 0.395 Bob Myrick, R (8, 1)	6-3		BB FC3-2 1B			G3		F9		4	0	1	0	0	0	1						
Mike Phillips, L OBP: 0.332, SLG: 0.380 Bob Apodaca, R OBP: 0.200, SLG: 0.214 (8, PH) (9, 1)			BB FC3-2 1B			G3		P4 F9		0	0	0	0	0	0	0						
Roy Staiger, R OBP: 0.297, SLG: 0.313 (1, 5)		P4	FC3-2 BB 1B			L4		P6		5	1	2	0	0	0	0						
John Stearns, R OBP: 0.217, SLG: 0.190 (1, 2)		F8	BB FC3-2 BB			FC6-4 BB		1B WP 2B		3	1	1	0	2	0	0						
Bud Harrelson, S OBP: 0.336, SLG: 0.277 (1, 6)		BB E 1B BB	FC3-2 BB			K		FC6-4 WP 1B		4	2	1	0	1	1	5						
Jon Matlack, L OBP: 0.266, SLG: 0.197 Nino Espinosa, R (4, 1)		E6	BB FC3-2 BB			FC6-4		FC6-4 BB		1	0	0	1	1	0	1						
Joe Torre, R OBP: 0.347, SLG: 0.394 Ken Sanders, R (6, 1)	1B BB		1-2 2-3 3-H BB			1-2 BB		FC6-4 BB		1	0	0	0	0	0	2						
Leon Brown, R OBP: 0.254, SLG: 0.265 (8, 7)			1-2 2-3 3-H BB			1-2 BB		BB		0	0	0	0	1	0	0						
Inning Stats	R: 1 E: 0 K: 0 S: 3	H: 1 LOB: 1 BB: 2 P: 11	R: 1 E: 1 K: 0 S: 5	H: 1 LOB: 3 BB: 2 P: 13	R: 1 E: 0 K: 2 S: 9	H: 2 LOB: 3 BB: 2 P: 17	R: 0 E: 0 K: 2 S: 7	H: 0 LOB: 0 BB: 0 P: 7	R: 0 E: 0 K: 1 S: 6	H: 1 LOB: 2 BB: 1 P: 10	R: 0 E: 0 K: 0 S: 3	H: 0 LOB: 0 BB: 0 P: 3	R: 0 E: 0 K: 0 S: 3	H: 0 LOB: 0 BB: 0 P: 3	R: 4 E: 0 K: 1 S: 9	H: 4 LOB: 1 BB: 1 P: 13	R: 0 E: 0 K: 0 S: 3	H: 0 LOB: 0 BB: 0 P: 3	1B: 7 2B: 2 3B: 0 HR: 0	SF: 0 SAC: 0 DP: 0 HBP: 0	WP: 3 PB: 0 CS: 1	PA: 44
PITCHER	IP WLS BF H R ER SO BB IBB HBP BLK WP HR S P ERA WHIP	IP WLS BF H R ER SO BB IBB HBP BLK WP HR S P ERA WHIP	IP WLS BF H R ER SO BB IBB HBP BLK WP HR S P ERA WHIP	IP WLS BF H R ER SO BB IBB HBP BLK WP HR S P ERA WHIP	IP WLS BF H R ER SO BB IBB HBP BLK WP HR S P ERA WHIP	IP WLS BF H R ER SO BB IBB HBP BLK WP HR S P ERA WHIP	IP WLS BF H R ER SO BB IBB HBP BLK WP HR S P ERA WHIP	IP WLS BF H R ER SO BB IBB HBP BLK WP HR S P ERA WHIP	IP WLS BF H R ER SO BB IBB HBP BLK WP HR S P ERA WHIP	IP WLS BF H R ER SO BB IBB HBP BLK WP HR S P ERA WHIP	IP WLS BF H R ER SO BB IBB HBP BLK WP HR S P ERA WHIP	IP WLS BF H R ER SO BB IBB HBP BLK WP HR S P ERA WHIP	IP WLS BF H R ER SO BB IBB HBP BLK WP HR S P ERA WHIP	IP WLS BF H R ER SO BB IBB HBP BLK WP HR S P ERA WHIP	IP WLS BF H R ER SO BB IBB HBP BLK WP HR S P ERA WHIP	IP WLS BF H R ER SO BB IBB HBP BLK WP HR S P ERA WHIP	IP WLS BF H R ER SO BB IBB HBP BLK WP HR S P ERA WHIP	IP WLS BF H R ER SO BB IBB HBP BLK WP HR S P ERA WHIP	IP WLS BF H R ER SO BB IBB HBP BLK WP HR S P ERA WHIP	IP WLS BF H R ER SO BB IBB HBP BLK WP HR S P ERA WHIP	IP WLS BF H R ER SO BB IBB HBP BLK WP HR S P ERA WHIP	
John D'Acquisto, R ERA: 5.08 (1, 1)	2.0 12	2 2	1 1	1 1	2 0	0 0	0 0	0 0	0 0	6 14	14	13.50	6.000									
Charlie Williams, R ERA: 3.04 (3, 1)	0.2 6	2 1	1 1	1 1	2 0	0 0	0 0	1 0	29 37	37	7.20	1.200										
Mike Caldwell, L ERA: 1.3 (3, 1)	5.0 W	21 4	4 4	4 5	2 0	0 0	0 0	1 0	29 37	37	7.20	1.200										
Randy Moffitt, R ERA: 2.43 (8, 1)	1.1 S	5 1	0 0	0 0	0 0	0 0	0 0	0 0	5 5	5	0.00	0.750										

Batter	1	2	3	4	5	6	7	8	9	AB	R	H	RBI	BB	SO	LOB	TOP			
Dave Cash, R OBP: 0.333, SLG: 0.348 (1, 4)										4	0	2	0	0	0	0	Philadelphia Phillies @ New York Mets Shea Stadium, Flushing, NY Fri Sep 03 1976, 7:05 PM EDT Att: 21,174 - Unknown			
Larry Bowa, S OBP: 0.286, SLG: 0.296 (1, 6)										3	0	0	0	0	1					
Garry Maddox, R OBP: 0.375, SLG: 0.460 (1, 8)										4	0	1	0	0	0	1				
Greg Luzinski, R OBP: 0.367, SLG: 0.500 (1, 7)										4	0	0	0	0	2	3				
Jay Johnstone, L OBP: 0.394, SLG: 0.489 (1, 9)										3	0	1	0	1	0	0				
Mike Schmidt, R OBP: 0.380, SLG: 0.533 (1, 5)										3	0	0	0	1	3	4				
Tim McCarver, L OBP: 0.406, SLG: 0.394 (1, 2)										2	0	0	0	1	0	1				
Bob Boone, R OBP: 0.374, SLG: 0.409 (7, 2)										0	0	0	0	0	0	0				
Bobby Tolan, L OBP: 0.275, SLG: 0.348 (1, 3)										3	0	0	0	0	1	2				
Steve Carlton, L OBP: 0.224, SLG: 0.216 (1, 1)										2	0	0	0	0	0	0				
Tom Hutton, L OBP: 0.338, SLG: 0.274 (7, PH)										1	0	0	0	0	1	2				
Ron Reed, R OBP: 0.174, SLG: 0.217 (7, 1)										0	0	0	0	0	0	0				
Inning Stats	R: 0 E: 0 K: 2 S: 9	H: 2 LOB: 3 BB: 1 P: 13	R: 0 E: 0 K: 1 S: 5	H: 0 LOB: 0 BB: 0 P: 5	R: 0 E: 0 K: 1 S: 6	H: 1 LOB: 1 BB: 1 P: 6	R: 0 E: 0 K: 0 S: 2	H: 0 LOB: 0 BB: 1 P: 6	R: 0 E: 0 K: 0 S: 3	H: 0 LOB: 0 BB: 0 P: 3	R: 0 E: 0 K: 2 S: 8	H: 1 LOB: 2 BB: 1 P: 12	R: 0 E: 0 K: 0 S: 3	H: 0 LOB: 0 BB: 0 P: 7	R: 0 E: 0 K: 2 S: 7	H: 0 LOB: 0 BB: 0 P: 7	1B: 4 2B: 0 3B: 0 HR: 0	SF: 0 SAC: 1 DP: 0 HBP: 0	WP: 1 PB: 0 SB: 0 CS: 1	PA: 34
PITCHER Tom Seaver, R ERA: 2.41 (1, 1)	IP: 9.0 WLS: W BF: 33 H: 4 R: 0 ER: 0 SO: 8 BB: 2 IBB: 1 HBP: 0 BLK: 0 WP: 1 HR: 0 S: 46 P: 58 ERA: 0.00 WHIP: 0.667															PITCHER				

Batter	1	2	3	4	5	6	7	8	9	AB	R	H	RBI	BB	SO	LOB	BOTTOM			
Pepe Manguat, R OBP: 0.356, SLG: 0.322 (1, 8)										3	0	0	0	0	1	1	Philadelphia Phillies @ New York Mets Shea Stadium, Flushing, NY Fri Sep 03 1976, 7:05 PM EDT Att: 21,174 - Unknown			
Bruce Boisclair, L OBP: 0.331, SLG: 0.344 (8, PH)										4	0	0	0	0	0	1				
Felix Milten, R OBP: 0.333, SLG: 0.341 (1, 4)										4	0	0	0	0	0	1				
John Milner, L OBP: 0.351, SLG: 0.433 (1, 7)										4	0	0	0	0	0	0				
Dave Kingman, R OBP: 0.277, SLG: 0.514 (1, 9)										3	1	2	0	0	1	0				
Joe Torre, R OBP: 0.347, SLG: 0.394 (1, 3)										3	0	1	0	0	1	1				
Roy Staiger, R OBP: 0.302, SLG: 0.317 (1, 5)										3	0	2	1	0	1	1				
John Stearns, R OBP: 0.192, SLG: 0.167 (1, 2)										3	0	0	0	0	1	3				
Bud Harrelson, S OBP: 0.333, SLG: 0.274 (1, 6)										3	0	0	0	0	0	2				
Tom Seaver, R OBP: 0.208, SLG: 0.103 (1, 1)										2	0	0	0	1	1	0				
Inning Stats	R: 0 E: 0 K: 0 S: 3	H: 0 LOB: 0 BB: 0 P: 3	R: 0 E: 0 K: 2 S: 8	H: 1 LOB: 1 BB: 0 P: 8	R: 0 E: 0 K: 0 S: 3	H: 0 LOB: 1 BB: 1 P: 7	R: 1 E: 0 K: 1 S: 8	H: 3 LOB: 2 BB: 0 P: 8	R: 0 E: 0 K: 2 S: 7	H: 0 LOB: 0 BB: 0 P: 7	R: 0 E: 0 K: 1 S: 6	H: 1 LOB: 1 BB: 0 P: 6	R: 0 E: 0 K: 0 S: 3	H: 0 LOB: 0 BB: 0 P: 3	R: 0 E: 0 K: 0 S: 3	H: 0 LOB: 0 BB: 0 P: 3	1B: 5 2B: 0 3B: 0 HR: 0	SF: 0 SAC: 0 DP: 0 HBP: 0	WP: 0 PB: 0 SB: 1 CS: 0	PA: 30
PITCHER Steve Carlton, L ERA: 3.09 (1, 1)	IP: 6.0 WLS: L BF: 24 H: 5 R: 1 ER: 1 SO: 6 BB: 1 IBB: 0 HBP: 0 BLK: 0 WP: 0 HR: 0 S: 35 P: 39 ERA: 1.50 WHIP: 1.000															PITCHER				
Ron Reed, R ERA: 2.46 (7, 1)	IP: 2.0 WLS: L BF: 6 H: 0 R: 0 ER: 0 SO: 0 BB: 0 IBB: 0 HBP: 0 BLK: 0 WP: 0 HR: 0 S: 6 P: 6 ERA: 0.00 WHIP: 0.000															PITCHER				

Batter	1	2	3	4	5	6	7	8	9	AB	R	H	RBI	BB	SO	LOB	TOP																					
Dave Cash, R OBP: 0.333, SLG: 0.346 (1, 4)	6-3				G4-3		F9			3	0	0	0	1	0	2																						
Gary Maddox, R OBP: 0.372, SLG: 0.456 (1, 8)	6-3		F8		F9			F8		4	0	0	0	0	0	1																						
Mike Schmidt, R OBP: 0.381, SLG: 0.538 (1, 5)			K					K		3	1	1	1	0	2	1																						
Greg Luzinski, R OBP: 0.366, SLG: 0.498 (1, 7)	CS	F8			G3			F9		4	1	1	0	0	0	0																						
Jay Johnstone, L OBP: 0.395, SLG: 0.489 (1, 9)					4-3			4-3		4	1	2	0	0	0	0																						
Dick Allen, R OBP: 0.372, SLG: 0.528 (1, 3)			K					K		3	0	1	1	1	2	1																						
Bob Boone, R OBP: 0.373, SLG: 0.408 (1, 2)					SF7			F2		3	0	1	1	0	0	0																						
Larry Bowa, S OBP: 0.287, SLG: 0.296 (1, 6)	F2				F9					3	0	1	0	0	0	3																						
Jim Lonborg, R OBP: 0.247, SLG: 0.196 (5, PH) Bobby Thayer, L OBP: 0.276, SLG: 0.348 (5, 1) Wayne Twitchell, R OBP: 0.344, SLG: 0.397 (7, PH) Tim McCarver, L OBP: 0.344, SLG: 0.397 (7, 1) Ron Schueler, R OBP: 0.300, SLG: 0.333 (8, 1)			F7					4-3		1	0	0	0	0	0	0																						
Inning Stats	R: 0 E: 0 K: 0 S: 2	H: 0 LOB: 0 BB: 0 P: 3	R: 0 E: 0 K: 1 S: 7	H: 2 LOB: 2 BB: 0 P: 7	R: 0 E: 0 K: 1 S: 5	H: 0 LOB: 1 BB: 1 P: 9	R: 2 E: 0 K: 0 S: 5	H: 3 LOB: 0 BB: 0 P: 5	R: 0 E: 0 K: 0 S: 2	H: 0 LOB: 0 BB: 1 P: 6	R: 1 E: 0 K: 0 S: 3	H: 1 LOB: 0 BB: 1 P: 7	R: 0 E: 0 K: 0 S: 4	H: 1 LOB: 1 BB: 0 P: 4	R: 0 E: 0 K: 1 S: 5	H: 0 LOB: 0 BB: 0 P: 5	R: 0 E: 0 K: 1 S: 5	H: 0 LOB: 0 BB: 0 P: 5	1B: 5 2B: 1 3B: 0 HR: 1	SF: 1 SAC: 0 DP: 1 HBP: 1	WP: 0 PB: 0 SB: 1 CS: 3	PA: 36																
PITCHER	IP	WLS	BF	H	R	ER	SO	BB	IBB	HBP	BLK	WP	HR	S	P	ERA	WHIP	PITCHER				IP	WLS	BF	H	R	ER	SO	BB	IBB	HBP	BLK	WP	HR	S	P	ERA	WHIP
Craig Swan, R ERA: 3.58 (1, 1)	4.0		18	5	2	2	2	2	0	1	0	0	0	19	28	4.50	1.750																					
Nino Espinosa, R ERA: 3.89 (5, 1)	2.0	W	6	1	1	1	0	1	0	0	0	0	1	5	9	4.50	1.000																					
Skip Lockwood, R ERA: 2.72 (7, 1)	3.0	S	10	1	0	0	2	0	0	0	0	0	0	14	14	0.00	0.333																					

Philadelphia Phillies @ New York Mets
Shea Stadium, Flushing, NY
Sat Sep 04 1976, 3:33 AM EDT
Att: 16,022 - Unknown

AB	29
R	3
H	7
RBI	3
BB	3
SO	4
LOB	9



Batter	1	2	3	4	5	6	7	8	9	AB	R	H	RBI	BB	SO	LOB	BOTTOM																					
Bruce Boisclair, L OBP: 0.328, SLG: 0.345 (1, 8)	G3			5-3				K		5	1	1	0	0	2	0																						
Felix Milten, R OBP: 0.336, SLG: 0.342 (1, 4) Bud Harrelson, S OBP: 0.334, SLG: 0.273 (3, PR) (4, 6)								4-3		1	0	1	0	0	0	0																						
John Milner, L OBP: 0.353, SLG: 0.437 (1, 7) Leon Brown, R OBP: 0.254, SLG: 0.265 (8, 7)								1-3		1	1	0	0	1	0	0																						
Dave Kingman, R OBP: 0.276, SLG: 0.519 (1, 9)	P5							HR		4	1	1	2	0	0	4																						
Ed Kranepool, L OBP: 0.341, SLG: 0.395 (1, 3)								HR		2	0	1	1	2	0	0																						
Roy Steiger, R OBP: 0.301, SLG: 0.315 (1, 5)								BB		2	1	0	1	1	0	3																						
John Stearns, R OBP: 0.233, SLG: 0.250 (1, 2)								BB		4	1	2	0	0	0	2																						
Mike Phillips, L OBP: 0.327, SLG: 0.373 (1, 6) (4, 4)										4	0	0	0	0	1	2																						
Craig Swan, R OBP: 0.194, SLG: 0.094 (1, 1) Nino Espinosa, R ERA: 1.97 (5, 1) Billy Baldwin, L (6, PH) Skip Lockwood, R OBP: 0.438, SLG: 0.467 (7, 1)										2	0	0	0	0	1	1																						
Inning Stats	R: 0 E: 0 K: 0 S: 4	H: 1 LOB: 1 BB: 0 P: 4	R: 1 E: 1 K: 1 S: 6	H: 1 LOB: 1 BB: 1 P: 10	R: 3 E: 0 K: 0 S: 6	H: 3 LOB: 1 BB: 0 P: 7	R: 0 E: 0 K: 0 S: 3	H: 0 LOB: 0 BB: 0 P: 3	R: 0 E: 0 K: 2 S: 8	H: 1 LOB: 0 BB: 0 P: 8	R: 2 E: 0 K: 0 S: 5	H: 2 LOB: 1 BB: 1 P: 9	R: 0 E: 0 K: 1 S: 5	H: 0 LOB: 0 BB: 0 P: 5	R: 0 E: 0 K: 1 S: 5	H: 0 LOB: 0 BB: 0 P: 5	1B: 4 2B: 3 3B: 0 HR: 1	SF: 2 SAC: 0 DP: 0 HBP: 1	WP: 1 PB: 0 SB: 0 CS: 0	PA: 37																		
PITCHER	IP	WLS	BF	H	R	ER	SO	BB	IBB	HBP	BLK	WP	HR	S	P	ERA	WHIP	PITCHER				IP	WLS	BF	H	R	ER	SO	BB	IBB	HBP	BLK	WP	HR	S	P	ERA	WHIP
Jim Lonborg, R ERA: 3.38 (1, 1)	4.0	L	19	5	4	4	1	1	0	1	0	0	0	11	19	0.00	1.500																					
Wayne Twitchell, R ERA: 1.97 (5, 1)	2.0		9	1	1	0	2	1	1	0	0	0	0	11	19	0.00	1.000																					
Ron Schueler, R ERA: 3.51 (7, 1)	1.0		6	2	2	2	0	1	0	0	0	1	1	5	9	18.00	3.000																					
Gene Garber, R ERA: 2.88 (8, 1)	1.0		3	0	0	0	1	0	0	0	0	0	0	5	5	0.00	0.000																					

Philadelphia Phillies @ New York Mets
Shea Stadium, Flushing, NY
Sat Sep 04 1976, 3:33 AM EDT
Att: 16,022 - Unknown

AB	30
R	7
H	8
RBI	6
BB	4
SO	4
LOB	14



Batter	1	2	3	4	5	6	7	8	9	AB	R	H	RBI	BB	SO	LOB	TOP										
Dave Cash, R OBP: 0.332, SLG: 0.345 (1, 4)	0-0 6-3 1		0-0 F8 2		0-0 4-3 3			0-0 CS 1B		4	0	1	0	0	0	0	Philadelphia Phillies @ New York Mets Shea Stadium, Flushing, NY Sun Sep 05 1976, 3:33 AM EDT Att: 20,701 - Unknown livebaseballscorecards.com										
Gary Maddox, R OBP: 0.371, SLG: 0.455 (1, 8)	0-0 5-3 2		0-0 4-3 3			0-0 4-3 WP SF8 1B		0-0 F9 1-2		4	1	1	0	0	0	1											
Mike Schmidt, R OBP: 0.378, SLG: 0.533 (1, 5)	0-0 P4 3			0-3 K 1		0-0 4-3 1		0-0 F8 3		4	0	0	0	0	1	1											
Greg Luzinski, R OBP: 0.365, SLG: 0.497 Jerry Martin, R OBP: 0.270, SLG: 0.286 (1, 7)		0-0 1-3 1		0-0 1B 1B 2		0-0 SF8 2			0-0 6-3 1	3	0	1	1	0	0	0											
Dick Allen, R OBP: 0.367, SLG: 0.519 Tom Hutton, L OBP: 0.338, SLG: 0.274 (1, 3)		0-0 4-3 2		0-3 K 2		0-3 3-H K 3			0-0 F9 2	4	0	0	0	0	2	1											
Ollie Brown, R OBP: 0.374, SLG: 0.422 (1, 9)		4-0 BB 3		0-0 1-2 1B 3			0-0 L9 1		0-0 5-3 3	3	0	1	0	1	0	0											
Bob Boone, R OBP: 0.370, SLG: 0.404 (1, 2)		0-0 F9 3		0-0 F9 3			0-0 F7 2			3	0	0	0	0	0	3											
Larry Bowa, S OBP: 0.285, SLG: 0.295 (1, 6)			0-0 F9 1		0-0 6-3 1			0-0 6-3 3		3	0	0	0	0	0	0											
Larry Christenson, R OBP: 0.239, SLG: 0.395 Ron Reed, R OBP: 0.174, SLG: 0.217 (1, 1)			0-0 HR 2		0-3 K 2			0-0 HR 3		3	2	2	2	0	1	0											
Inning Stats	R: 0 E: 0 K: 0 S: 3	H: 0 LOB: 0 BB: 0 P: 3	R: 0 E: 0 K: 0 S: 3	H: 0 LOB: 1 BB: 1 P: 7	R: 1 E: 0 K: 0 S: 4	H: 1 LOB: 0 BB: 0 P: 4	R: 0 E: 0 K: 2 S: 9	H: 2 LOB: 2 BB: 0 P: 9	R: 0 E: 0 K: 1 S: 5	H: 0 LOB: 0 BB: 0 P: 5	R: 1 E: 0 K: 1 S: 6	H: 1 LOB: 0 BB: 0 P: 6	R: 0 E: 0 K: 0 S: 3	H: 0 LOB: 0 BB: 0 P: 3	R: 1 E: 0 K: 0 S: 4	H: 2 LOB: 0 BB: 0 P: 4		R: 0 E: 0 K: 0 S: 3	H: 0 LOB: 0 BB: 0 P: 3	1B: 4 2B: 0 3B: 0 HR: 2	SF: 1 SAC: 0 DP: 0 HBP: 0	WP: 1 PB: 0 SB: 0 CS: 1	PA: 33				
PITCHER	IP	WLS	BF	H	R	ER	SO	BB	IBB	HBP	BLK	WP	HR	S	P	ERA	WHIP										
Mickey Lolich, L ERA: 2.99 (1, 1)	7.0	L	28	6	3	3	4	1	0	0	0	1	2	35	39	3.86	1.000										
Rick Baldwin, R ERA: 2.51 (8, 1)	1.0		2	0	0	0	0	0	0	0	0	0	0	2	2	0.00	0.000										
Bob Apodaca, R ERA: 2.97 (9, 1)	1.0		3	0	0	0	0	0	0	0	0	0	0	3	3	0.00	0.000										

Batter	1	2	3	4	5	6	7	8	9	AB	R	H	RBI	BB	SO	LOB	BOTTOM										
Bruce Boisclair, L OBP: 0.331, SLG: 0.356 (1, 8)	0-0 1B FC5-2 1B		0-0 B1 1		0-0 F9 3			0-0 3B		4	0	2	0	0	0	1	Philadelphia Phillies @ New York Mets Shea Stadium, Flushing, NY Sun Sep 05 1976, 3:33 AM EDT Att: 20,701 - Unknown livebaseballscorecards.com										
Mike Phillips, L OBP: 0.325, SLG: 0.376 (1, 4)	0-0 FC5-2 1B F3 1B		0-0 0-3 1B 3			0-0 F8 1		0-0 4-3 3		4	1	2	0	0	0	1											
Billy Baldwin, L OBP: 0.200, SLG: 0.250 (1, 7)	0-0 F3 FC5-2 1B		0-0 9-3 1-2 2-3 1B 3			0-0 F8 2			0-0 G3 1	4	0	1	0	0	0	1											
Dave Kingman, R OBP: 0.276, SLG: 0.517 (1, 9)	0-0 FC5-2 1-2 2-3 3-H 1B 3			0-0 P5 1		0-0 F8 3			0-0 E 1B 3	4	0	1	0	0	0	3											
Ed Kranepool, L OBP: 0.338, SLG: 0.391 Pepe Mangual, R OBP: 0.356, SLG: 0.322 (9, PR)	0-0 F3 2-3 3-H 1B 3			0-0 F8 2			0-0 3-1 1		0-0 E6 G6-4-3 1-2 1B 3	4	0	0	1	0	0	3											
Roy Staiger, R OBP: 0.296, SLG: 0.309 (1, 5)	0-0 6-3 3			0-0 L5 3			0-0 5-3 2		0-0 G6-4-3 1-2 3	4	0	0	0	0	0	4											
John Stearns, R OBP: 0.212, SLG: 0.226 (1, 2)		0-0 F9 1			0-0 6-3 1			0-0 5-3 3		3	0	0	0	0	0	0											
Bud Harrelson, S OBP: 0.337, SLG: 0.280 (1, 6)		0-0 4-3 2			0-0 SH2-3 1B 2			0-0 2B 2		3	0	2	0	0	0	0											
Mickey Lolich, S OBP: 0.226, SLG: 0.146 Rick Baldwin, L OBP: 1.000, SLG: 1.000 Joe Torre, R OBP: 0.345, SLG: 0.392 Bob Apodaca, R OBP: 0.200, SLG: 0.214 (1, 1)		0-3 K 3			0-0 SH2-3 1B 2			0-0 F8 2		1	0	0	0	0	1	0											
Inning Stats	R: 1 E: 0 K: 0 S: 6	H: 3 LOB: 2 BB: 0 P: 6	R: 0 E: 0 K: 1 S: 5	H: 0 LOB: 0 BB: 0 P: 5	R: 0 E: 0 K: 0 S: 3	H: 1 LOB: 0 BB: 0 P: 3	R: 0 E: 0 K: 0 S: 3	H: 0 LOB: 0 BB: 0 P: 3	R: 0 E: 0 K: 0 S: 3	H: 0 LOB: 0 BB: 0 P: 3	R: 0 E: 0 K: 0 S: 4	H: 2 LOB: 1 BB: 0 P: 4	R: 0 E: 1 K: 0 S: 4	H: 1 LOB: 2 BB: 0 P: 4	R: 0 E: 0 K: 0 S: 4	H: 0 LOB: 0 BB: 0 P: 4		1B: 6 2B: 2 3B: 1 HR: 0	SF: 0 SAC: 1 DP: 2 HBP: 0	WP: 0 PB: 0 SB: 0 CS: 0	PA: 33						
PITCHER	IP	WLS	BF	H	R	ER	SO	BB	IBB	HBP	BLK	WP	HR	S	P	ERA	WHIP										
Larry Christenson, R ERA: 3.79 Ron Reed, R ERA: 2.45 (1, 1)	8.1	W	32	8	1	1	1	0	0	0	0	0	0	34	34	1.08	0.960										
Ron Reed, R ERA: 2.45 (9, 1)	0.2	S	1	0	0	0	0	0	0	0	0	0	0	1	1	0.00	0.000										

Batter	1	2	3	4	5	6	7	8	9	AB	R	H	RBI	BB	SO	LOB	TOP									
Bruce Boisclair, L OBP: 0.332, SLG: 0.354 (1, 8)	B1	FC6			1B FC3-6	E6			4-3	4	1	1	1	1	0	0	New York Mets @ Chicago Cubs Wrigley Field, Chicago, IL Mon Sep 06 1976, 3:33 AM CDT Att: 18,304 - Unknown - 76 F									
Mike Phillips, L OBP: 0.327, SLG: 0.372 (1, 4)	L9	F7			1B FC3-6	F8			3-1	5	0	1	0	0	0	3										
Billy Baldwin, L OBP: 0.222, SLG: 0.143 Leon Brown, R OBP: 0.250, SLG: 0.261 (9, PH) (9, 8)	HR BB	FC6			FC3-6 2B	G3			F2	3	2	0	1	1	0	4										
Dave Kingman, R OBP: 0.278, SLG: 0.526 (1, 9)	HR				1B 2B					4	2	2	3	0	1	0										
Ed Kranepool, L OBP: 0.337, SLG: 0.389 (1, 3)	F9				1B	G3				4	0	1	1	0	0	0										
Leo Foster, R OBP: 0.243, SLG: 0.235 (1, 5)		5-3	4-3		L5	6-3				4	0	0	0	0	0	1										
John Stearns, R OBP: 0.243, SLG: 0.257 (1, 2)		1B 1B			P6	1B			L7	4	1	2	0	0	0	0										
Bud Harrelson, S OBP: 0.336, SLG: 0.280 (1, 6)		1B 1B			F8	K			B5-3	4	1	1	0	0	1	2										
Jerry Koosman, R OBP: 0.269, SLG: 0.277 (1, 1)		1B			6-3	K			K	4	0	1	1	0	2	0										
Inning Stats	R: 2 E: 0 K: 0 S: 4	H: 1 LOB: 0 BB: 1 P: 8	R: 2 E: 0 K: 0 S: 7	H: 4 LOB: 2 BB: 0 P: 7	R: 0 E: 0 K: 0 S: 3	H: 0 LOB: 0 BB: 0 P: 3	R: 0 E: 0 K: 0 S: 3	H: 0 LOB: 0 BB: 0 P: 3	R: 3 E: 0 K: 1 S: 9	H: 4 LOB: 2 BB: 1 P: 13	R: 0 E: 1 K: 1 S: 6	H: 0 LOB: 1 BB: 0 P: 6	R: 0 E: 0 K: 1 S: 5	H: 0 LOB: 0 BB: 0 P: 5	R: 0 E: 0 K: 1 S: 5	H: 0 LOB: 0 BB: 0 P: 5		R: 0 E: 0 K: 0 S: 3	H: 0 LOB: 0 BB: 0 P: 3	1B: 7 2B: 1 3B: 0 HR: 1	SF: 0 SAC: 0 DP: 0 HBP: 0	WP: 0 PB: 0 SB: 1 CS: 0	PA: 39			
PITCHER	IP	WLS	BF	H	R	ER	SO	BB	IBB	HBP	BLK	WP	HR	S	P	ERA	WHIP									
Steve Stone, R ERA: 4.3 (1, 1)	1.1	L	10	5	4	4	0	1	0	0	0	0	0	1	9	13	27.00	4.500								
Buddy Schultz, L ERA: 5.16 (2, 1)	0.2		2	0	0	0	0	0	0	0	0	0	0	0	2	2	0.00	0.000								
Mike Krukow, R ERA: 11.57 (3, 1)	2.1	11	3	3	3	0	1	0	0	0	0	0	0	0	10	14	11.57	1.714								
Paul Reuschel, R ERA: 4.45 (5, 1)	1.2	7	1	0	0	2	0	0	0	0	0	0	0	11	11	0.00	0.600									
Mike Garman, R ERA: 5.35 (7, 1)	2.0	6	0	0	0	2	0	0	0	0	0	0	0	10	10	0.00	0.000									
Darold Knowles, L ERA: 2.76 (9, 1)	1.0		3	0	0	0	0	0	0	0	0	0	0	0	3	3	0.00	0.000								
Batter	1	2	3	4	5	6	7	8	9	AB	R	H	RBI	BB	SO	LOB	BOTTOM									
Rick Monday, L OBP: 0.349, SLG: 0.521 (1, 3)	HR	K		K		1B			G5-4-3 1B	5	1	3	3	0	2	3	New York Mets @ Chicago Cubs Wrigley Field, Chicago, IL Mon Sep 06 1976, 3:33 AM CDT Att: 18,304 - Unknown - 76 F									
Jose Cardenal, R OBP: 0.342, SLG: 0.406 (1, 7)	F7	F7			S 5-3 1B	5-3			G5-4-3 1-2	5	0	1	0	0	0	5										
Manny Trillo, R OBP: 0.305, SLG: 0.320 (1, 4)	F3				5-3	5-3			FC5-4 BB	4	0	0	0	1	1	1										
Jerry Morales, R OBP: 0.328, SLG: 0.415 (1, 9)	K				BB BB	K			FC5-4 1-2	4	0	1	0	1	2	2										
George Mitterwald, R OBP: 0.233, SLG: 0.290 (1, 2)		4-3			5-3	K				4	0	0	0	0	2	3										
Rob Sperring, R OBP: 0.365, SLG: 0.333 (1, 5)		E BB 1B			1B BB	5-3 1B			K	3	2	0	1	1	1	1										
Mick Kelleher, R OBP: 0.259, SLG: 0.268 (1, 6)		E8 BB 1B			5-3	5-3 1B			4-3	4	1	2	0	0	0	2										
Joe Wallis, S OBP: 0.305, SLG: 0.355 (1, 8)		BB BB			F7	K			L7	3	0	0	0	1	1	2										
Steve Stone, R ERA: 4.3 Buddy Schultz, L ERA: 5.16 Mike Krukow, R ERA: 11.57 Paul Reuschel, R ERA: 4.45 Mike Garman, R ERA: 5.35 Darold Knowles, L ERA: 2.76 (1, 1)	1-2 2-3 3-H BB				5-3	5-3			P4	0	0	0	0	0	0	0										
Inning Stats	R: 1 E: 0 K: 1 S: 6	H: 1 LOB: 0 BB: 0 P: 6	R: 1 E: 1 K: 1 S: 7	H: 2 LOB: 3 BB: 2 P: 15	R: 0 E: 0 K: 1 S: 5	H: 0 LOB: 2 BB: 2 P: 13	R: 0 E: 0 K: 1 S: 5	H: 0 LOB: 0 BB: 0 P: 5	R: 0 E: 0 K: 1 S: 6	H: 1 LOB: 1 BB: 0 P: 6	R: 2 E: 0 K: 1 S: 8	H: 3 LOB: 1 BB: 0 P: 8	R: 0 E: 0 K: 3 S: 10	H: 1 LOB: 1 BB: 0 P: 10	R: 0 E: 0 K: 0 S: 3	H: 0 LOB: 0 BB: 0 P: 3		R: 0 E: 0 K: 0 S: 3	H: 1 LOB: 1 BB: 1 P: 7	1B: 8 2B: 0 3B: 0 HR: 1	SF: 0 SAC: 0 DP: 1 HBP: 0	WP: 0 PB: 0 SB: 1 CS: 0	PA: 40			
PITCHER	IP	WLS	BF	H	R	ER	SO	BB	IBB	HBP	BLK	WP	HR	S	P	ERA	WHIP									
Jerry Koosman, L ERA: 2.96 (1, 1)	9.0	W	40	9	4	4	9	5	0	0	0	0	1	53	73	4.00	1.556									

Batter	1	2	3	4	5	6	7	8	9	AB	R	H	RBI	BB	SO	LOB	TOP										
Bruce Boisclair, L OBP: 0.330, SLG: 0.351 (1, 8)										5	1	1	2	0	1	2	New York Mets @ Chicago Cubs Wrigley Field, Chicago, IL Tue Sep 07 1976, 3:33 AM CDT Att: 5,281 - Unknown - 81 F										
Mike Phillips, L OBP: 0.326, SLG: 0.385 (1, 4)										5	1	2	2	0	0	1											
John Milner, L OBP: 0.356, SLG: 0.445 Lee Mazzilli, S (7, 7)										4	1	3	1	0	0	0											
Dave Kingman, R OBP: 0.275, SLG: 0.520 (1, 9)										5	0	0	0	0	2	3											
Ed Kranepool, L OBP: 0.338, SLG: 0.390 (1, 3)										5	2	2	0	0	0	1											
John Stearns, R OBP: 0.286, SLG: 0.282 (1, 2)										4	2	2	0	1	0	1											
Leo Foster, R OBP: 0.310, SLG: 0.368 (1, 5)										4	2	3	5	1	0	0											
Bud Harrelson, S OBP: 0.340, SLG: 0.285 (1, 6)										5	2	3	1	0	0	2											
Jon Matlack, L OBP: 0.259, SLG: 0.192 (1, 1)										2	0	0	0	0	0	1											
Inning Stats	R: 3 E: 0 K: 2 S: 11	H: 4 LOB: 2 BB: 1 P: 15	R: 0 E: 0 K: 0 S: 3	H: 0 LOB: 0 BB: 0 P: 3	R: 0 E: 0 K: 1 S: 6	H: 1 LOB: 1 BB: 0 P: 6	R: 3 E: 0 K: 0 S: 6	H: 3 LOB: 1 BB: 1 P: 10	R: 3 E: 0 K: 0 S: 7	H: 5 LOB: 2 BB: 0 P: 7	R: 0 E: 0 K: 0 S: 3	H: 0 LOB: 0 BB: 0 P: 3	R: 0 E: 0 K: 0 S: 4	H: 1 LOB: 1 BB: 0 P: 4	R: 0 E: 0 K: 0 S: 3	H: 0 LOB: 0 BB: 0 P: 3		R: 2 E: 0 K: 0 S: 5	H: 2 LOB: 0 BB: 0 P: 5	1B: 13 2B: 0 3B: 1 HR: 2	SF: 0 SAC: 2 DP: 0 HBP: 0	WP: 0 PB: 0 SB: 0 CS: 0	PA: 44				
PITCHER	IP	WLS	BF	H	R	ER	SO	BB	IBB	HBP	BLK	WP	HR	S	P	ERA	WHIP										
Ray Burris, R ERA: 3.58 (1, 1)	3.2	L	21	8	6	6	3	2	0	0	0	0	1	25	33	14.73	2.727										
Paul Reuschel, R ERA: 4.75 (4, 1)	0.1		5	4	3	3	0	0	0	0	0	0	0	5	5	81.00	12.000										
Buddy Schultz, L ERA: 4.94 (5, 1)	1.0		3	1	0	0	0	0	0	0	0	0	0	3	3	0.00	1.000										
Mike Garman, R ERA: 5.2 (6, 1)	2.0		7	1	0	0	0	0	0	0	0	0	0	7	7	0.00	0.500										
Joe Coleman, R ERA: 4.57 (8, 1)	2.0		8	2	2	2	0	0	0	0	0	0	1	8	8	9.00	1.000										
Batter	1	2	3	4	5	6	7	8	9	AB	R	H	RBI	BB	SO	LOB	BOTTOM										
Rick Monday, L OBP: 0.346, SLG: 0.517 (1, 3)										4	0	0	0	0	2	4	New York Mets @ Chicago Cubs Wrigley Field, Chicago, IL Tue Sep 07 1976, 3:33 AM CDT Att: 5,281 - Unknown - 81 F										
Jose Cardenal, R OBP: 0.343, SLG: 0.406 (1, 7)										3	0	1	0	1	0	0											
Manny Trillo, R OBP: 0.305, SLG: 0.319 (1, 4)										4	0	1	0	0	1	1											
Jerry Morales, R OBP: 0.327, SLG: 0.413 (1, 9)										4	0	1	0	0	0	3											
Rob Sperring, R OBP: 0.362, SLG: 0.328 (1, 5)										4	0	1	0	0	0	2											
Mick Kelleher, R OBP: 0.255, SLG: 0.268 (1, 6)										4	0	1	0	0	0	1											
Steve Swisher, R OBP: 0.276, SLG: 0.332 (1, 2)										4	0	1	0	0	1	1											
Joe Wallis, S OBP: 0.304, SLG: 0.353 (1, 8)										4	0	1	0	0	0	2											
Ray Burris, R OBP: 0.147, SLG: 0.136 Paul Reuschel, R OBP: 0.209, SLG: 0.154 Buddy Schultz, L OBP: 0.100, SLG: 0.100 Ed Putman, R OBP: 0.100, SLG: 0.100 Mike Garman, R OBP: 0.226, SLG: 0.340 Wayne Tyrone, F OBP: 0.162, SLG: 0.162 (1, 1)										1	0	0	0	0	0	0											
Inning Stats	R: 0 E: 0 K: 2 S: 7	H: 0 LOB: 1 BB: 1 P: 11	R: 0 E: 0 K: 0 S: 3	H: 1 LOB: 0 BB: 0 P: 3	R: 0 E: 0 K: 1 S: 5	H: 0 LOB: 0 BB: 0 P: 5	R: 0 E: 0 K: 0 S: 4	H: 1 LOB: 1 BB: 0 P: 4	R: 0 E: 0 K: 1 S: 7	H: 2 LOB: 2 BB: 0 P: 7	R: 0 E: 0 K: 0 S: 4	H: 2 LOB: 1 BB: 0 P: 4	R: 0 E: 0 K: 1 S: 7	H: 1 LOB: 2 BB: 0 P: 7	R: 0 E: 0 K: 0 S: 3	H: 0 LOB: 0 BB: 0 P: 3		R: 0 E: 0 K: 0 S: 4	H: 1 LOB: 1 BB: 0 P: 4	1B: 8 2B: 0 3B: 0 HR: 0	SF: 0 SAC: 0 DP: 2 HBP: 0	WP: 0 PB: 0 SB: 0 CS: 0	PA: 35				
PITCHER	IP	WLS	BF	H	R	ER	SO	BB	IBB	HBP	BLK	WP	HR	S	P	ERA	WHIP										
Jon Matlack, L ERA: 2.74 (1, 1)	9.0	W	35	8	0	0	5	1	0	0	0	0	0	44	48	0.00	1.000										

AB 40
R 11
H 16
RBI 11
BB 2
SO 3
LOB 11



AB 34
R 0
H 8
RBI 0
BB 1
SO 5
LOB 16



Batter	1	2	3	4	5	6	7	8	9	AB	R	H	RBI	BB	SO	LOB	TOP			
Bruce Boicclair, L (1, 8) Lee Mazzilli, S (9, PH) OBP: 0.326, SLG: 0.350 OBP: 0.333, SLG: 1.333										4	0	1	0	0	0	1				
Mike Phillips, L (1, 4) Felix Millan, R (8, 4) OBP: 0.320, SLG: 0.373 OBP: 0.337, SLG: 0.342										4	0	0	0	0	1	1				
John Milner, L (1, 7) OBP: 0.362, SLG: 0.451										4	0	1	0	1	0	3				
Dave Kingman, R (1, 9) OBP: 0.274, SLG: 0.513										4	0	0	0	0	2	2				
Ed Kranepool, L (1, 3) Pepe Mangual, R (7, PR) OBP: 0.347, SLG: 0.389 OBP: 0.358, SLG: 0.325										3	0	2	0	0	0	0				
John Stearns, R (1, 2) OBP: 0.373, SLG: 0.438										4	2	3	0	0	0	1				
Leo Foster, R (1, 5) Billy Baldwin, L (7, PH) Roy Staiger, R (7, 5) OBP: 0.347, SLG: 0.357 OBP: 0.200, SLG: 0.125 OBP: 0.299, SLG: 0.312									1	0	0	0	1	0	1					
Bud Harrelson, S (1, 6) OBP: 0.354, SLG: 0.294									2	0	2	1	1	0	0					
Mickey Lolich, S (1, 1) Leon Brown, R (7, PR) Skip Lockwood, R (7, 1) Bob Apodaca, R (9, 1) OBP: 0.232, SLG: 0.140 OBP: 0.247, SLG: 0.257 OBP: 0.471, SLG: 0.467 OBP: 0.200, SLG: 0.214									2	0	0	0	0	0	0	4				
Inning Stats	R: 0 E: 0 K: 0 S: 4	H: 2 LOB: 1 BB: 0 P: 4	R: 0 E: 0 K: 0 S: 3	H: 1 LOB: 0 BB: 0 P: 3	R: 0 E: 0 K: 0 S: 3	H: 1 LOB: 0 BB: 0 P: 3	R: 0 E: 0 K: 0 S: 3	H: 0 LOB: 0 BB: 0 P: 3	R: 0 E: 0 K: 0 S: 7	H: 0 LOB: 2 BB: 1 P: 11	R: 2 E: 1 K: 1 S: 7	H: 3 LOB: 1 BB: 0 P: 8	R: 0 E: 0 K: 1 S: 5	H: 0 LOB: 0 BB: 0 P: 5	R: 2 E: 0 K: 0 S: 6	H: 3 LOB: 3 BB: 2 P: 14	1B: 11 2B: 0 3B: 0 HR: 0	SF: 0 SAC: 1 DP: 3 HBP: 2	WP: 0 PB: 0 SB: 4 CS: 2	PA: 39
PITCHER	IP WLS BF H R ER SO BB IBB HBP BLK WP HR S P ERA WHIP																			
John Denny, R (1, 1) ERA: 2.69	8.0 L 31 8 2 1 4 2 0 2 0 0 0 0 35 45 1.12 1.250																			
Bill Greif, R (9, 1) ERA: 4.53	0.0 3 3 2 2 0 0 0 0 0 0 0 0 3 3 ∞ ∞																			
John Curtis, L (9, 1) ERA: 4.54	1.0 5 0 0 0 0 1 1 0 0 0 0 0 3 11 0.00 1.000																			

New York Mets @ St. Louis Cardinals
Busch Stadium, St. Louis, MO
Fri Sep 10 1976, 7:05 PM CDT
Att: 14,935 - Unknown

AB 32
R 4
H 11
RBI 1
BB 4
SO 4
LOB 17



Batter	1	2	3	4	5	6	7	8	9	AB	R	H	RBI	BB	SO	LOB	BOTTOM					
Jerry Mumphrey, S (1, 8) OBP: 0.324, SLG: 0.325										5	0	1	0	0	0	4						
Gary Templeton, S (1, 6) OBP: 0.344, SLG: 0.408										4	0	2	1	0	2	1						
Lou Brock, L (1, 7) OBP: 0.339, SLG: 0.380										4	0	0	0	0	2	4						
Ted Simmons, S (1, 2) OBP: 0.369, SLG: 0.393										4	1	1	0	0	0	2						
Joe Ferguson, R (1, 9) OBP: 0.325, SLG: 0.364										3	0	0	0	1	2	1						
Keith Hernandez, L (1, 3) OBP: 0.378, SLG: 0.431										4	1	2	0	0	0	1						
Hector Cruz, R (1, 5) OBP: 0.276, SLG: 0.317										4	0	1	1	0	1	1						
Mike Tyson, R (1, 4) Ron Fairly, L (7, PH) Luis Alvarado, R (8, 4) OBP: 0.339, SLG: 0.463 OBP: 0.385, SLG: 0.300 OBP: 0.538, SLG: 0.500									2	0	0	0	0	1	0							
John Denny, R (1, 1) Willie Crawford, L (8, PH) Lee Richmond, R (8, PR) Bill Greif, R (9, 1) John Curtis, L (9, 1) John Tamargo, S (9, PH) OBP: 0.228, SLG: 0.250 OBP: 0.301, SLG: 0.450 OBP: 0.270, SLG: 0.270 OBP: 0.233, SLG: 0.233 OBP: 0.500, SLG: 0.333										2	1	2	0	0	0	0						
Inning Stats	R: 0 E: 0 K: 0 S: 3	H: 1 LOB: 0 BB: 0 P: 3	R: 0 E: 0 K: 0 S: 2	H: 0 LOB: 0 BB: 1 P: 6	R: 0 E: 0 K: 1 S: 6	H: 1 LOB: 0 BB: 0 P: 6	R: 0 E: 0 K: 1 S: 5	H: 0 LOB: 0 BB: 0 P: 5	R: 0 E: 0 K: 1 S: 3	H: 0 LOB: 0 BB: 0 P: 3	R: 1 E: 0 K: 1 S: 8	H: 3 LOB: 2 BB: 0 P: 8	R: 0 E: 0 K: 2 S: 8	H: 1 LOB: 1 BB: 0 P: 8	R: 0 E: 0 K: 2 S: 7	H: 0 LOB: 1 BB: 1 P: 11	R: 2 E: 1 K: 1 S: 9	H: 4 LOB: 2 BB: 0 P: 9	1B: 7 2B: 4 3B: 0 HR: 0	SF: 0 SAC: 0 DP: 1 HBP: 0	WP: 0 PB: 0 SB: 0 CS: 1	PA: 37
PITCHER	IP WLS BF H R ER SO BB IBB HBP BLK WP HR S P ERA WHIP																					
Mickey Lolich, L (1, 1) ERA: 2.94	6.0 W 22 4 1 1 3 1 0 0 0 0 0 0 27 31 1.50 1.000																					
Skip Lockwood, R (7, 1) ERA: 2.5	2.1 12 4 2 2 5 1 0 0 0 0 0 0 21 25 7.71 2.143																					
Bob Apodaca, R (9, 1) ERA: 2.95	0.2 S 3 1 0 0 0 0 0 0 0 0 0 0 3 3 0.00 1.500																					

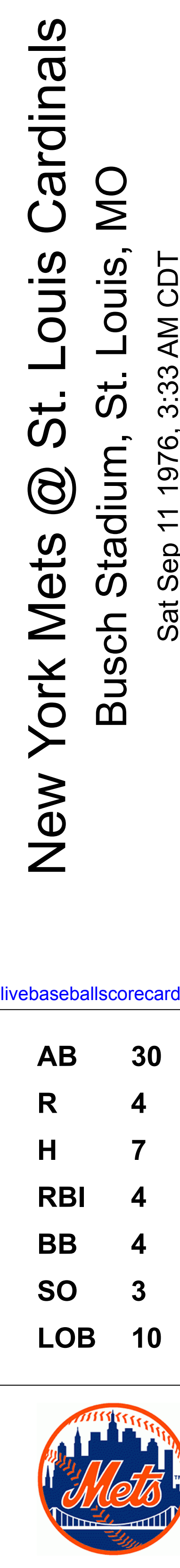
New York Mets @ St. Louis Cardinals
Busch Stadium, St. Louis, MO
Fri Sep 10 1976, 7:05 PM CDT
Att: 14,935 - Unknown

AB 35
R 3
H 10
RBI 2
BB 2
SO 8
LOB 17



Batter	1	2	3	4	5	6	7	8	9	AB	R	H	RBI	BB	SO	LOB	TOP								
Lee Mazzilli, S (1, 8) OBP: 0.143, SLG: 0.571	F7		F8		F7			6-3		4	0	0	0	0	0	1	New York Mets @ St. Louis Cardinals Busch Stadium, St. Louis, MO Sat Sep 11 1976, 3:33 AM CDT Att: 8,709 - Unknown livebaseballscorecards.com								
Felix Milan, R (1, 4) OBP: 0.337, SLG: 0.344	F9		G6-4-3			G3 1B 2B		F9		4	1	1	0	0	0	1									
John Milner, L (1, 7) OBP: 0.363, SLG: 0.450									F7	3	0	1	0	1	0	1									
Joe Torre, R (1, 3) OBP: 0.354, SLG: 0.404										2	1	2	1	2	0	0									
Pepe Mangual, R (9, PR) OBP: 0.359, SLG: 0.325										0	1	0	0	0	0	0									
Ed Kranepool, L (9, 3) OBP: 0.338, SLG: 0.389										0	0	0	0	0	0	0									
Mike Vail, R (1, 9) OBP: 0.244, SLG: 0.282										3	1	1	1	0	0	3									
Bruce Boisclair, L (7, 9) OBP: 0.328, SLG: 0.350	F7									0	0	0	0	1	0	0									
John Stearns, R (1, 2) OBP: 0.345, SLG: 0.412		L5								3	0	0	2	0	0	1									
Leo Foster, R (1, 5) OBP: 0.340, SLG: 0.348		K								4	0	1	0	0	1	0									
Bud Harrelson, S (1, 6) OBP: 0.350, SLG: 0.290		F7								4	0	0	0	0	0	3									
Jerry Koosman, R (1, 1) OBP: 0.271, SLG: 0.279										3	0	1	0	0	2	0									
Inning Stats	R: 0 E: 0 K: 0 S: 4	H: 1 LOB: 2 BB: 1 P: 8	R: 0 E: 0 K: 1 S: 5	H: 0 LOB: 0 BB: 0 P: 5	R: 0 E: 0 K: 0 S: 3	H: 1 LOB: 0 BB: 0 P: 3	R: 2 E: 1 K: 0 S: 3	H: 1 LOB: 0 BB: 2 P: 11	R: 0 E: 0 K: 1 S: 5	H: 0 LOB: 0 BB: 0 P: 5	R: 1 E: 0 K: 0 S: 4	H: 2 LOB: 0 BB: 0 P: 4	R: 0 E: 0 K: 0 S: 3	H: 0 LOB: 0 BB: 0 P: 3	R: 0 E: 0 K: 1 S: 5	H: 0 LOB: 0 BB: 0 P: 5	R: 1 E: 0 K: 0 S: 5	H: 2 LOB: 3 BB: 1 P: 9	1B: 4 2B: 2 3B: 1 HR: 0	SF: 1 SAC: 0 DP: 2 HBP: 0	WP: 0 PB: 0 SB: 0 CS: 1	PA: 35			
PITCHER	IP	WLS	BF	H	R	ER	SO	BB	IBB	HBP	BLK	WP	HR	S	P	ERA	WHIP								
Pete Falcone, L (1, 1) ERA: 3.25	6.0	L	23	5	3	2	2	3	0	0	0	0	0	24	36	3.00	1.333								
Tom Walker, R (7, 1) ERA: 3.0	2.0		6	0	0	0	1	0	0	0	0	0	0	8	8	0.00	0.000								
Lerrin LaGrow, R (9, 1) ERA: 3.38	1.0		6	2	1	1	0	0	1	0	0	0	0	5	9	9.00	2.000								

Batter	1	2	3	4	5	6	7	8	9	AB	R	H	RBI	BB	SO	LOB	BOTTOM								
Jerry Mumphrey, S (1, 9) OBP: 0.323, SLG: 0.324	F7								6-3	4	0	1	1	0	0	0	New York Mets @ St. Louis Cardinals Busch Stadium, St. Louis, MO Sat Sep 11 1976, 3:33 AM CDT Att: 8,709 - Unknown livebaseballscorecards.com								
Gary Templeton, S (1, 6) OBP: 0.333, SLG: 0.395	K								5-3	4	0	0	0	0	1	1									
Keith Hernandez, L (1, 3) OBP: 0.374, SLG: 0.425	G3								G3	4	0	0	0	0	0	0									
Ted Simmons, S (1, 7) OBP: 0.369, SLG: 0.393										3	0	1	0	0	0	0									
Joe Ferguson, R (1, 2) OBP: 0.322, SLG: 0.361										3	0	0	0	0	0	1									
Hector Cruz, R (1, 5) OBP: 0.276, SLG: 0.315										3	0	0	0	0	1	1									
Vic Harris, S (1, 8) OBP: 0.268, SLG: 0.304										3	0	0	0	0	1	0									
Mike Tyson, R (1, 4) OBP: 0.335, SLG: 0.457										3	1	0	0	0	0	0									
Pete Falcone, L (1, 1) OBP: 0.175, SLG: 0.164										1	0	0	0	0	1	0									
Mike Anderson, R (6, PH) OBP: 0.389, SLG: 0.366										1	0	0	0	0	1	1									
Tom Walker, R (7, 1) OBP: 0.389, SLG: 0.366										0	0	0	0	0	0	0									
Ken Rudolph, R (8, PH) OBP: 0.184, SLG: 0.243										1	0	0	0	0	0	0									
Lerrin LaGrow, R (9, 1) ERA: 2.83										0	0	0	0	0	0	0									
Inning Stats	R: 0 E: 0 K: 1 S: 5	H: 0 LOB: 0 BB: 0 P: 5	R: 0 E: 0 K: 1 S: 5	H: 0 LOB: 0 BB: 0 P: 5	R: 0 E: 0 K: 0 S: 3	H: 0 LOB: 0 BB: 0 P: 3	R: 0 E: 0 K: 0 S: 3	H: 0 LOB: 0 BB: 0 P: 3	R: 1 E: 1 K: 2 S: 9	H: 1 LOB: 1 BB: 0 P: 9	R: 0 E: 0 K: 0 S: 4	H: 1 LOB: 1 BB: 0 P: 4	R: 0 E: 0 K: 0 S: 3	H: 0 LOB: 0 BB: 0 P: 3	R: 0 E: 0 K: 0 S: 3	H: 0 LOB: 0 BB: 0 P: 3	1B: 2 2B: 0 3B: 0 HR: 0	SF: 0 SAC: 0 DP: 0 HBP: 0	WP: 0 PB: 0 SB: 0 CS: 0	PA: 30					
PITCHER	IP	WLS	BF	H	R	ER	SO	BB	IBB	HBP	BLK	WP	HR	S	P	ERA	WHIP								
Jerry Koosman, L (1, 1) ERA: 2.83	9.0	W	30	2	1	0	5	0	0	0	0	0	0	40	40	0.00	0.222								



Batter	1	2	3	4	5	6	7	8	9	AB	R	H	RBI	BB	SO	LOB	TOP										
Lee Mazzilli, S OBP: 0.333, SLG: 0.444	4-0 3-1 S 1B BB		0-0 F3		4-0 WP 1B BB		4-0 1B BB	0-0 F6		2	1	0	0	3	0	2											
Felix Milten, R OBP: 0.341, SLG: 0.346	0-0 3-1		4-0 BB		0-0 1H 2H 2B 1B		0-0 1B	4-0 FC3-6 BB		3	1	2	1	2	0	1											
John Milner, L OBP: 0.363, SLG: 0.452	0-0 CS 1B		0-0 F8		0-0 2H 2B		0-0 P6	0-0 FC3-6 1B		5	1	2	2	0	0	5											
Ed Kranepool, L OBP: 0.341, SLG: 0.390	0-0 3H 1B		0-0 F9		4-0 IBB		0-3 K	0-0 4-3		2	0	1	0	1	0	1											
Dave Kingman, R OBP: 0.273, SLG: 0.512	0-0 FC6-4 1B									1	0	0	0	0	1	3											
Pepe Mangual, R OBP: 0.357, SLG: 0.323	1-2 1B									1	0	0	0	0	0	1											
John Stearns, R OBP: 0.333, SLG: 0.393	0-0 FC6-4				0-0 F7		0-0 P4	0-0 1B		5	0	1	1	0	0	6											
Billy Baldwin, L OBP: 0.133, SLG: 0.077		0-0 P6		0-0 P6		0-0 3-1		0-0 F8	0-0 G3	5	0	0	0	0	0	1											
Leo Foster, R OBP: 0.321, SLG: 0.327		0-0 5-3		0-0 1-3		0-0 4-3		0-0 1B WP 1B		3	0	0	0	0	0	0											
Mike Phillips, L OBP: 0.322, SLG: 0.376										1	0	1	0	0	0	0											
Leon Brown, R OBP: 0.247, SLG: 0.257										0	1	0	0	0	0	0											
Roy Steiner, R OBP: 0.299, SLG: 0.312										0	0	0	0	0	0	0											
Bud Harrelson, S OBP: 0.354, SLG: 0.291		4-0 BB			4-0 WP SH2-4 1B BB		0-0 6-3	0-0 WP 1B		2	1	1	0	2	0	0											
Jon Matlack, L OBP: 0.265, SLG: 0.200		0-0 F9		0-0 SH2-4				0-0 P6		2	0	1	0	0	0	1											
Bruce Boisclair, L OBP: 0.326, SLG: 0.350										0	0	0	0	0	0	0											
Mike Vail, R OBP: 0.242, SLG: 0.280										1	0	0	0	0	0	1											
Bob Apodaca, R OBP: 0.200, SLG: 0.214										0	0	0	0	0	0	0											
Inning Stats	R: 1 E: 0 K: 0 S: 4	H: 2 LOB: 1 BB: 1 P: 8	R: 0 E: 0 K: 0 S: 3	H: 0 LOB: 1 BB: 1 P: 7	R: 0 E: 0 K: 0 S: 3	H: 0 LOB: 1 BB: 1 P: 7	R: 0 E: 0 K: 0 S: 3	H: 0 LOB: 0 BB: 0 P: 3	R: 2 E: 0 K: 0 S: 4	H: 2 LOB: 2 BB: 3 P: 16	R: 0 E: 0 K: 0 S: 3	H: 0 LOB: 0 BB: 0 P: 3	R: 0 E: 0 K: 1 S: 7	H: 2 LOB: 3 BB: 1 P: 11	R: 1 E: 1 K: 0 S: 4	H: 1 LOB: 1 BB: 1 P: 8	1B: 8 2B: 1 3B: 0 HR: 0	SF: 0 SAC: 1 DP: 0 HBP: 0	WP: 2 PB: 0 SB: 1 CS: 1	PA: 42							
PITCHER	IP	WLS	BF	H	R	ER	SO	BB	IBB	HBP	BLK	WP	HR	S	P	ERA	WHIP										
Eric Rasmussen, R ERA: 3.48	6.0		29	6	3	3	0	6	1	0	0	1	0	22	50	4.50	2.000										
Mike Wallace, L ERA: 3.92	1.0		3	0	0	0	1	0	0	0	0	0	0	5	5	0.00	0.000										
Eddie Solomon, R ERA: 4.03	0.1		3	2	1	1	0	0	0	0	0	0	0	3	3	27.00	6.000										
Doug Capilla, L ERA: 9.0	1.0	W	4	0	1	1	0	1	0	0	0	1	0	3	7	9.00	1.000										
Tom Walker, R ERA: 2.7	0.2	S	3	1	0	0	0	0	0	0	0	0	0	3	3	0.00	1.500										
Batter	1	2	3	4	5	6	7	8	9	AB	R	H	RBI	BB	SO	LOB	BOTTOM										
Jerry Mumphy, S OBP: 0.325, SLG: 0.326	0-0 K2 1B			0-0 G3 1B		0-0 4-3	0-0 F9			4	1	2	0	0	0	1											
Gary Templeton, S OBP: 0.331, SLG: 0.386	0-3 K2		0-0 G3	0-0 1-2		0-0 6-3		4-0 2B BB		3	1	0	0	1	1	2											
Lou Brock, L OBP: 0.340, SLG: 0.380	0-3 K		0-0 5-3 2H 1B	0-0 S 1B		4-0 S BB		0-3 K		3	0	1	1	1	2	1											
Joe Ferguson, R OBP: 0.319, SLG: 0.357		0-0 F9		0-0 5-3		0-0 F8		0-0 6-3		4	0	0	0	0	0	3											
Keith Hernandez, L OBP: 0.376, SLG: 0.434		0-0 F5		0-0 F9				4-0 HR 2B IBB		3	2	1	1	1	0	1											
Hector Cruz, R OBP: 0.276, SLG: 0.322		0-0 F7						0-0 F8		3	1	1	1	0	0	0											
Ted Simmons, S OBP: 0.370, SLG: 0.396								0-0 F8		1	0	1	2	0	0	0											
Sam Mejias, R OBP: 0.272, SLG: 0.307								1-2 2H 2B		0	0	0	0	0	0	0											
Vic Harris, S OBP: 0.272, SLG: 0.307			0-3 K		0-0 HR			0-0 F2		4	0	2	0	0	1	1											
Luis Alvarado, R OBP: 0.438, SLG: 0.400			0-3 K		0-0 9-3			0-0 FC6-4 1B		3	1	0	0	0	1	2											
Eric Rasmussen, R ERA: 3.14			0-3 K		0-0 4-3			0-0 1B		2	0	0	0	0	1	0											
Mike Wallace, L ERA: 3.92										0	0	0	0	0	0	0											
Mike Anderson, L ERA: 3.92										1	0	1	0	0	0	0											
Lee Richard, R ERA: 3.92										0	0	0	0	0	0	0											
Eddie Solomon, R ERA: 4.03										0	0	0	0	0	0	0											
Doug Capilla, L ERA: 9.0										0	0	0	0	0	0	0											
Tom Walker, R ERA: 2.7										0	0	0	0	0	0	0											
Inning Stats	R: 0 E: 0 K: 2 S: 7	H: 1 LOB: 0 BB: 0 P: 7	R: 0 E: 0 K: 0 S: 3	H: 0 LOB: 0 BB: 0 P: 3	R: 0 E: 0 K: 3 S: 9	H: 0 LOB: 0 BB: 0 P: 9	R: 1 E: 0 K: 0 S: 5	H: 2 LOB: 1 BB: 0 P: 5	R: 1 E: 0 K: 0 S: 4	H: 2 LOB: 0 BB: 0 P: 4	R: 0 E: 0 K: 0 S: 3	H: 0 LOB: 1 BB: 1 P: 7	R: 2 E: 0 K: 0 S: 6	H: 3 LOB: 1 BB: 0 P: 6	R: 2 E: 0 K: 1 S: 6	H: 1 LOB: 1 BB: 2 P: 14	1B: 6 2B: 3 3B: 0 HR: 2	SF: 0 SAC: 0 DP: 2 HBP: 0	WP: 0 PB: 0 SB: 2 CS: 0	PA: 34							
PITCHER	IP	WLS	BF	H	R	ER	SO	BB	IBB	HBP	BLK	WP	HR	S	P	ERA	WHIP										
Jon Matlack, L ERA: 2.81	7.0		28	8	4	4	5	1	1	0	0	0	2	37	41	5.14	1.286										
Bob Apodaca, R ERA: 3.14	1.0	L	6	1	2	2	1	1	1	0	0	0	0	6	14	18.00	2.000										

New York Mets @ St. Louis Cardinals
 Busch Stadium, St. Louis, MO
 Sun Sep 12 1976, 3:33 AM CDT
 Att: 28,515 - Unknown

AB	33
R	5
H	9
RBI	4
BB	8
SO	1
LOB	22



New York Mets @ St. Louis Cardinals
 Busch Stadium, St. Louis, MO
 Sun Sep 12 1976, 3:33 AM CDT
 Att: 28,515 - Unknown

AB	31
R	6
H	9
RBI	6
BB	3
SO	6
LOB	11



Batter	1	2	3	4	5	6	7	8	9	AB	R	H	RBI	BB	SO	LOB	TOP					
Bruce Boisclair, L (1.8) OBP: 0.333, SLG: 0.353	4-0 BB L4-3		0-0 2H 1B			0-0 SH1-4	0-0 1B 1B		0-0 4-3	4	1	2	1	1	0	0						
Felix Milten, R (1.4) OBP: 0.341, SLG: 0.346	0-0 L4-3		0-0 F7			0-0 SH1-4	0-0 2B 1B			3	1	1	2	0	0	2						
John Milner, L (1.7) OBP: 0.362, SLG: 0.453	0-0 6-3				0-0 F8		0-0 P6			4	0	1	1	0	0	1						
Dave Kingman, R (1.9) OBP: 0.271, SLG: 0.507		0-3 K			0-3 K		0-3 K			4	0	0	0	0	4	2						
Ed Kranepool, L (1.3) OBP: 0.342, SLG: 0.394		0-3 K			0-0 2B			0-0 2B 1B	0-0 1-3	4	1	2	0	0	1	0						
John Stearns, R (1.2) OBP: 0.344, SLG: 0.407		4-0 BB			0-0 F7			0-0 1B FC1-2	0-3 K2-3	3	0	1	0	1	1	1						
Roy Staiger, R (1.5) OBP: 0.298, SLG: 0.308		0-0 6-3				0-0 6-3		4-0 FC1-2 1B IBB	0-0 5-3	3	1	0	0	1	0	1						
Bud Harrelson, S (1.6) OBP: 0.358, SLG: 0.295			0-0 SH1-4 1B 1B		4-0 CS BB			0-0 1B FC1-2 1B 1B	0-0 P6	3	1	2	1	1	0	0						
Tom Seaver, R (1.1) OBP: 0.193, SLG: 0.095			0-0 SH1-4		0-0 F8			0-0 FC1-2 1B	0-0 F8	3	0	0	0	0	0	4						
Inning Stats	R: 0 E: 0 K: 0 S: 2	H: 0 LOB: 0 BB: 1 P: 6	R: 0 E: 0 K: 2 S: 7	H: 0 LOB: 1 BB: 1 P: 11	R: 0 E: 0 K: 0 S: 4	H: 2 LOB: 1 BB: 0 P: 4	R: 0 E: 0 K: 1 S: 6	H: 1 LOB: 0 BB: 0 P: 6	R: 0 E: 0 K: 0 S: 2	H: 0 LOB: 0 BB: 1 P: 6	R: 0 E: 0 K: 1 S: 6	H: 0 LOB: 1 BB: 0 P: 6	R: 5 E: 0 K: 1 S: 10	H: 6 LOB: 1 BB: 1 P: 14	R: 0 E: 0 K: 1 S: 5	H: 0 LOB: 0 BB: 0 P: 5	R: 0 E: 0 K: 0 S: 3	H: 0 LOB: 0 BB: 0 P: 3	1B: 6 2B: 4 3B: 0 HR: 0	SF: 0 SAC: 2 DP: 1 HBP: 0	WP: 0 PB: 0 SB: 0 CS: 1	PA: 37
PITCHER	IP	WLS	BF	H	R	ER	SO	BB	IBB	HBP	BLK	WP	HR	S	P	ERA	WHIP					
Larry Demery, R (1.1) ERA: 3.06	6.2	L	29	8	5	5	4	3	1	0	0	0	0	33	49	6.75	1.650					
Dave Giusti, R (7.1) ERA: 4.55	0.1		2	1	0	0	1	0	0	0	0	0	0	4	4	0.00	3.000					
Doug Bair, R (8.1) ERA:	2.0		6	0	0	0	1	0	0	0	0	0	0	8	8	0.00	0.000					

New York Mets @ Pittsburgh Pirates
Three Rivers Stadium, Pittsburgh, PA
Mon Sep 13 1976, 7:05 PM EDT
Att: 7,892 - Unknown

AB 31
R 5
H 9
RBI 5
BB 4
SO 6
LOB 11



Batter	1	2	3	4	5	6	7	8	9	AB	R	H	RBI	BB	SO	LOB	BOTTOM					
Frank Taveras, R (1.6) OBP: 0.326, SLG: 0.297	0-3 K		0-0 L9		0-0 F9			0-0 6-3		4	0	0	0	0	1	4						
Omar Moreno, L (1.8) OBP: 0.383, SLG: 0.352	0-3 K			0-0 F8		0-0 F8		0-3 K		4	0	0	0	0	2	0						
Richie Zisk, R (1.7) OBP: 0.346, SLG: 0.472	0-3 K			0-0 P6		0-0 6-3		0-3 K		4	0	0	0	0	2	0						
Willie Stargell, L (1.3) OBP: 0.336, SLG: 0.441		0-0 4-3		0-3 K		0-0 2B			0-3 K	4	0	1	0	0	2	0						
Dave Parker, L (1.9) OBP: 0.338, SLG: 0.456		0-3 K			0-3 K		0-3 K		0-0 1-3	4	0	0	0	0	3	1						
Richie Hebner, L (1.5) OBP: 0.321, SLG: 0.360		0-0 F9			0-0 BB 1B		0-0 G3		0-0 F8	4	0	1	0	0	0	0						
Rennie Stennett, R (1.4) OBP: 0.288, SLG: 0.346			0-0 F3		0-0 1-2 1B		0-0 1-3			3	0	1	0	0	0	0						
Manny Sanguillen, R (1.2) OBP: 0.338, SLG: 0.378					4-0 1B					0	0	0	0	0	0	0						
Duffy Dyer, R (3. PH) OBP: 0.380, SLG: 0.370					1-2 2-3 BB					2	0	2	0	1	0	0						
Larry Demery, R (1.1) OBP: 0.162, SLG: 0.114					0-0 1B					2	0	0	0	0	1	4						
Dave Giusti, R (7.1)					0-0 F8					0	0	0	0	0	0	0						
Ed Kirkpatrick, L (7. PH) OBP: 0.306, SLG: 0.300										1	0	0	0	0	1	1						
Doug Bair, R (8.1)										0	0	0	0	0	0	0						
Inning Stats	R: 0 E: 0 K: 3 S: 9	H: 0 LOB: 0 BB: 0 P: 9	R: 0 E: 0 K: 1 S: 5	H: 0 LOB: 0 BB: 0 P: 5	R: 0 E: 0 K: 0 S: 4	H: 1 LOB: 1 BB: 0 P: 4	R: 0 E: 0 K: 1 S: 5	H: 0 LOB: 0 BB: 0 P: 5	R: 0 E: 0 K: 2 S: 9	H: 2 LOB: 3 BB: 1 P: 13	R: 0 E: 0 K: 1 S: 6	H: 1 LOB: 1 BB: 0 P: 6	R: 0 E: 0 K: 1 S: 6	H: 1 LOB: 1 BB: 0 P: 6	R: 0 E: 0 K: 2 S: 7	H: 0 LOB: 0 BB: 0 P: 7	R: 0 E: 0 K: 1 S: 5	H: 0 LOB: 0 BB: 0 P: 5	1B: 3 2B: 2 3B: 0 HR: 0	SF: 0 SAC: 0 DP: 0 HBP: 0	WP: 0 PB: 0 SB: 0 CS: 0	PA: 33
PITCHER	IP	WLS	BF	H	R	ER	SO	BB	IBB	HBP	BLK	WP	HR	S	P	ERA	WHIP					
Tom Seaver, R (1.1) ERA: 2.4	9.0	W	33	5	0	0	12	1	0	0	0	0	0	56	60	0.00	0.667					

New York Mets @ Pittsburgh Pirates
Three Rivers Stadium, Pittsburgh, PA
Mon Sep 13 1976, 7:05 PM EDT
Att: 7,892 - Unknown


AB 32
R 0
H 5
RBI 0
BB 1
SO 12
LOB 10



Batter	1	2	3	4	5	6	7	8	9	AB	R	H	RBI	BB	SO	LOB	TOP					
Lee Mazzilli, S OBP: 0.250, SLG: 0.308 (1, 8)										4	0	0	0	0	1	1						
Felix Milan, R OBP: 0.343, SLG: 0.347 (1, 4)										4	0	2	0	0	0	0						
John Milner, L OBP: 0.361, SLG: 0.449 (1, 7)										3	1	0	0	1	0	2						
Joe Torre, R OBP: 0.359, SLG: 0.417 (1, 3)										3	1	2	2	1	0	0						
Dave Kingman, R OBP: 0.271, SLG: 0.505 (1, 9)										4	1	1	0	0	2	2						
John Stearns, R OBP: 0.353, SLG: 0.403 (1, 2)										3	1	1	0	1	0	1						
Roy Staiger, R OBP: 0.295, SLG: 0.305 (9, PH)										3	0	0	0	0	0	1	AB 33					
Ed Kranepool, L OBP: 0.344, SLG: 0.395 (9, FR)										1	0	1	1	0	0	0	R 4					
Leo Foster, R OBP: 0.321, SLG: 0.327 (9, 5)										0	0	0	0	0	0	0	H 8					
Bud Harrelson, S OBP: 0.355, SLG: 0.291 (1, 6)										4	0	0	1	0	0	1	RBI 4					
Craig Swan, R OBP: 0.211, SLG: 0.118 (1, 1)										2	0	1	0	0	1	0	BB 3					
Mike Vail, R OBP: 0.241, SLG: 0.278 (8, PH)										1	0	0	0	0	0	0	SO 4					
Skip Lockwood, R OBP: 0.444, SLG: 0.438 (8, 1)										1	0	0	0	0	0	1	LOB 9					
Inning Stats	R: 0 E: 0 K: 0 S: 3	H: 1 LOB: 0 BB: 0 P: 3	R: 0 E: 0 K: 0 S: 3	H: 1 LOB: 0 BB: 0 P: 3	R: 0 E: 0 K: 0 S: 4	H: 1 LOB: 1 BB: 2 P: 4	R: 2 E: 0 K: 1 S: 6	H: 1 LOB: 1 BB: 2 P: 14	R: 0 E: 0 K: 2 S: 7	H: 0 LOB: 0 BB: 1 P: 7	R: 0 E: 0 K: 0 S: 5	H: 0 LOB: 0 BB: 0 P: 9	R: 0 E: 0 K: 0 S: 3	H: 0 LOB: 0 BB: 0 P: 3	R: 0 E: 0 K: 0 S: 4	H: 1 LOB: 1 BB: 0 P: 4	R: 2 E: 1 K: 0 S: 6	H: 3 LOB: 1 BB: 0 P: 6	1B: 7 2B: 0 3B: 0 HR: 1	SF: 0 SAC: 0 DP: 2 HBP: 0	WP: 0 PB: 0 SB: 0 CS: 0	PA: 36
PITCHER	IP WLS BF H R ER SO BB IBB HBP BLK WP HR S P ERA WHIP																					
Jim Rooker, L ERA: 3.5 (1, 1)	8.1 L 33 7 4 3 4 3 0 0 0 0 0 1 38 50 3.24 1.200																					
Kent Tekulve, R ERA: 2.47 (9, 1)	0.2 3 1 0 0 0 0 0 0 0 0 0 0 0 3 3 0.00 1.500																					

New York Mets @ Pittsburgh Pirates
Three Rivers Stadium, Pittsburgh, PA
Tue Sep 14 1976, 7:05 PM EDT
Att: 7,867 - Unknown


AB	33
R	4
H	8
RBI	4
BB	3
SO	4
LOB	9



Batter	1	2	3	4	5	6	7	8	9	AB	R	H	RBI	BB	SO	LOB	BOTTOM			
Frank Taveras, R OBP: 0.323, SLG: 0.295 (1, 6)										4	0	0	0	0	0	0				
Omar Moreno, L OBP: 0.385, SLG: 0.359 (1, 8)										4	2	2	0	0	0	0				
Richie Zisk, R OBP: 0.345, SLG: 0.470 (1, 7)										4	0	1	1	0	0	1				
Bill Robinson, R OBP: 0.323, SLG: 0.529 (9, 7)										0	0	0	0	0	0	0				
Willie Stargell, L OBP: 0.338, SLG: 0.438 (1, 3)										2	0	0	0	2	0	1				
Dave Parker, L OBP: 0.339, SLG: 0.456 (1, 9)										4	0	2	1	0	0	2				
Richie Hebner, L OBP: 0.318, SLG: 0.356 (1, 5)										4	0	0	0	0	1	4				
Rennie Stennett, R OBP: 0.290, SLG: 0.351 (1, 4)										3	1	1	1	1	1	0	AB 33			
Duffy Dyer, R OBP: 0.352, SLG: 0.359 (1, 2)										4	0	0	0	0	1	3	R 3			
Jim Rooker, R OBP: 0.224, SLG: 0.323 (1, 1)										3	0	0	0	0	1	3	H 6			
Kent Tekulve, R ERA: 3.52 (9, 1)										0	0	0	0	0	0	0	RBI 3			
Al Oliver, L OBP: 0.367, SLG: 0.490 (9, PH)										1	0	0	0	0	0	0	BB 3			
Inning Stats	R: 0 E: 0 K: 0 S: 3	H: 1 LOB: 3 BB: 2 P: 14	R: 1 E: 0 K: 0 S: 5	H: 2 LOB: 1 BB: 0 P: 5	R: 0 E: 0 K: 0 S: 3	H: 0 LOB: 0 BB: 0 P: 3	R: 0 E: 0 K: 1 S: 5	H: 0 LOB: 0 BB: 0 P: 5	R: 0 E: 0 K: 0 S: 4	H: 1 LOB: 1 BB: 0 P: 4	R: 1 E: 0 K: 0 S: 4	H: 1 LOB: 0 BB: 0 P: 4	R: 1 E: 0 K: 1 S: 6	H: 1 LOB: 1 BB: 1 P: 10	R: 0 E: 0 K: 1 S: 5	H: 0 LOB: 0 BB: 0 P: 5	1B: 5 2B: 0 3B: 0 HR: 1	SF: 0 SAC: 0 DP: 0 HBP: 0	WP: 0 PB: 0 SB: 3 CS: 0	PA: 36
PITCHER	IP WLS BF H R ER SO BB IBB HBP BLK WP HR S P ERA WHIP																			
Craig Swan, R ERA: 3.52 (1, 1)	7.0 2 28 5 2 2 2 2 0 0 0 0 0 1 30 38 2.57 1.000																			
Skip Lockwood, R ERA: 2.94 (8, 1)	2.0 W 8 1 1 1 2 0 1 0 0 0 0 0 11 15 4.50 0.500																			

New York Mets @ Pittsburgh Pirates
Three Rivers Stadium, Pittsburgh, PA
Tue Sep 14 1976, 7:05 PM EDT
Att: 7,867 - Unknown

AB	33
R	3
H	6
RBI	3
BB	3
SO	4
LOB	14



Batter	1	2	3	4	5	6	7	8	9	AB	R	H	RBI	BB	SO	LOB	TOP			
Vic Harris, S (1,8) OBP: 0.279, SLG: 0.317	0-3 K		0-0 1B		4-0 BB			0-3 K		3	0	1	0	1	2	0	St. Louis Cardinals @ New York Mets Shea Stadium, Flushing, NY Thu Sep 16 1976, 7:05 PM EDT Att: 5,472 - Unknown			
Luis Avarado, R (1,4) OBP: 0.375, SLG: 0.318	4-0 BB		0-0 1B		0-0 P4			0-0 P4		3	0	1	0	1	0	1				
Keith Hernandez, L (1,3) OBP: 0.382, SLG: 0.443	0-0 6-3		0-3 K		0-3 K			0-0 HR		4	1	1	1	0	2	4				
Ted Simmons, S (1,7) OBP: 0.371, SLG: 0.395	0-0 P6		0-0 G3					0-0 6-3		4	0	0	0	0	1	3				
Joe Ferguson, R (1,2) OBP: 0.317, SLG: 0.362		0-0 F7		0-3 K				0-3 K		4	0	0	0	0	3	0				
Mike Anderson, R (1,9) OBP: 0.395, SLG: 0.384		0-0 1B		4-0 BB				0-3 K		3	0	1	0	1	2	0				
Hector Cruz, R (1,5) OBP: 0.275, SLG: 0.316		0-0 F9		0-3 K				0-3 K		4	0	0	0	0	2	2				
Don Kessinger, S (1,6) OBP: 0.316, SLG: 0.311		0-0 F8		0-0 F7				0-0 6-3		3	0	0	0	0	0	2				
Pete Falcone, L (1,1) Mike Potter, K (7,PH) Bill Greif, R (7,1) Al Hrabosky, R (7,1) Doug Capilla, L (8,1) Steve Waterbury, R (8,1)			0-0 3-1		0-0 4-3			0-3 K		2	0	0	0	0	0	0				
Inning Stats	R: 0 E: 0 K: 1 S: 5	H: 0 LOB: 1 BB: 1 P: 9	R: 0 E: 0 K: 0 S: 4	H: 1 LOB: 1 BB: 0 P: 4	R: 0 E: 0 K: 1 S: 7	H: 2 LOB: 2 BB: 0 P: 7	R: 0 E: 0 K: 2 S: 7	H: 0 LOB: 1 BB: 1 P: 11	R: 0 E: 0 K: 1 S: 5	H: 0 LOB: 0 BB: 0 P: 9	R: 0 E: 0 K: 3 S: 9	H: 0 LOB: 0 BB: 0 P: 5	R: 1 E: 0 K: 1 S: 6	H: 1 LOB: 0 BB: 0 P: 6	R: 0 E: 0 K: 3 S: 9	H: 0 LOB: 0 BB: 0 P: 9		1B: 3 2B: 0 3B: 0 HR: 1	SF: 0 SAC: 0 DP: 0 HBP: 0	WP: 0 PB: 0 SB: 0 CS: 0
PITCHER Jerry Kosman, L (1,1) ERA: 2.76	IP: 9.0 WLS: W BF: 34 H: 4 R: 1 ER: 1 SO: 13 BB: 3 IBB: 0 HBP: 0 BLK: 0 WP: 0 HR: 1 S: 57 P: 69 ERA: 1.00 WHIP: 0.778																			

AB	31
R	1
H	4
RBI	1
BB	3
SO	13
LOB	12



Batter	1	2	3	4	5	6	7	8	9	AB	R	H	RBI	BB	SO	LOB	BOTTOM			
Lee Mazzilli, S (1,8) OBP: 0.269, SLG: 0.238	0-0 5-3		0-0 F8	4-0 BB		0-0 E4		0-0 P6		4	0	0	0	1	0	0	St. Louis Cardinals @ New York Mets Shea Stadium, Flushing, NY Thu Sep 16 1976, 7:05 PM EDT Att: 5,472 - Unknown			
Felix Milten, R (1,4) OBP: 0.342, SLG: 0.345	0-0 1B		4-0 BB	0-0 L5		0-0 F9		0-0 F8		4	1	1	0	1	0	2				
John Milner, L (1,7) OBP: 0.361, SLG: 0.446	0-0 1B		4-0 BB	0-0 F8		0-0 G3		0-0 WP		4	1	1	0	1	0	1				
Joe Torre, R (1,3) OBP: 0.358, SLG: 0.414	0-0 6-3		0-0 E6		0-0 1B			4-0 BB		4	1	1	0	1	1	2				
Leo Foster, R (8,PR) Ed Kranepool, L (9,3) OBP: 0.317, SLG: 0.321 OBP: 0.343, SLG: 0.394			0-0 2H		0-0 2B			1-3 BB		0	0	0	0	0	0	0				
Mike Vail, R (1,9) Bruce Boisclair, L (7,PH) OBP: 0.250, SLG: 0.280 OBP: 0.337, SLG: 0.365			4-0 BB	0-0 5-3		0-0 5-3		0-0 BB		2	0	1	0	1	0	1				
John Stearns, R (1,2) OBP: 0.364, SLG: 0.373		1-0 HBP	0-0 P5	1-2 BB		4-0 1B		4-0 HR		1	0	0	0	3	0	3				
Roy Staiger, R (1,5) OBP: 0.289, SLG: 0.298		0-0 F7	0-0 P6		0-0 1B		0-0 1B	0-0 P6		5	0	2	1	0	0	8				
Bud Harrelson, S (1,6) OBP: 0.353, SLG: 0.289		0-0 F8		0-0 P5		0-0 1B		0-0 1-4-3		4	0	1	0	0	0	4				
Jerry Kosman, R (1,1) OBP: 0.257, SLG: 0.264		0-3 K		0-3 K		0-0 P5		0-3 K		4	0	0	0	0	3	7				
Inning Stats	R: 0 E: 0 K: 0 S: 4	H: 1 LOB: 2 BB: 0 P: 4	R: 0 E: 0 K: 1 S: 6	H: 1 LOB: 0 BB: 0 P: 7	R: 1 E: 1 K: 0 S: 4	H: 0 LOB: 3 BB: 3 P: 16	R: 0 E: 0 K: 1 S: 5	H: 0 LOB: 1 BB: 1 P: 9	R: 1 E: 0 K: 0 S: 6	H: 3 LOB: 3 BB: 1 P: 10	R: 0 E: 1 K: 0 S: 3	H: 0 LOB: 0 BB: 0 P: 3	R: 1 E: 0 K: 2 S: 9	H: 2 LOB: 2 BB: 1 P: 13	R: 1 E: 0 K: 0 S: 5	H: 2 LOB: 2 BB: 2 P: 13	1B: 7 2B: 1 3B: 0 HR: 1	SF: 0 SAC: 0 DP: 0 HBP: 1	WP: 1 PB: 0 SB: 1 CS: 1	PA: 43
PITCHER Pete Falcone, L (1,1) ERA: 3.2 Bill Greif, R (7,1) ERA: 5.03 Al Hrabosky, L (7,1) ERA: 2.89 Doug Capilla, L (8,1) ERA: 4.91 Steve Waterbury, R (8,1) ERA:	IP: 6.0 WLS: L BF: 30 H: 5 R: 2 ER: 1 SO: 2 BB: 5 IBB: 0 HBP: 1 BLK: 0 WP: 0 HR: 0 S: 28 P: 49 ERA: 1.50 WHIP: 1.667																			

AB	34
R	4
H	9
RBI	3
BB	8
SO	4
LOB	28



Batter	1	2	3	4	5	6	7	8	9	AB	R	H	RBI	BB	SO	LOB	TOP										
Frank Taveras, R (1,6) OBP: 0.323, SLG: 0.295										4	0	2	2	0	0	1											
Rennie Stennett, R (1,4) OBP: 0.288, SLG: 0.351										4	0	0	0	0	0	3											
Richie Zisk, R (1,7) OBP: 0.341, SLG: 0.469										4	0	0	0	0	0	1											
Omar Moreno, L (8,8) OBP: 0.364, SLG: 0.355										0	0	0	0	0	0	0											
Willie Stargell, L (1,3) OBP: 0.342, SLG: 0.446										4	1	1	0	0	2	0											
Dave Parker, L (1,9) OBP: 0.346, SLG: 0.468										4	0	1	0	0	2	0											
Bill Robinson, R (1,8) OBP: 0.332, SLG: 0.549										4	1	3	1	0	0	0											
Richie Hebner, L (1,5) OBP: 0.315, SLG: 0.349										4	1	1	0	0	1	4											
Duffy Dyer, R (1,2) OBP: 0.367, SLG: 0.369										2	1	2	1	1	0	0											
Doc Medich, R (1,1) OBP: 0.154, SLG: 0.083										3	0	0	0	0	2	5											
Dave Giusti, R (8,1)										1	0	0	0	0	0	0											
Inning Stats	R: 0 E: 0 K: 0 S: 3	H: 1 LOB: 0 BB: 0 P: 3	R: 1 E: 0 K: 1 S: 7	H: 3 LOB: 2 BB: 1 P: 11	R: 0 E: 0 K: 2 S: 7	H: 0 LOB: 0 BB: 0 P: 3	R: 0 E: 0 K: 2 S: 7	H: 0 LOB: 0 BB: 0 P: 7	R: 2 E: 1 K: 1 S: 8	H: 3 LOB: 1 BB: 0 P: 8	R: 0 E: 0 K: 0 S: 4	H: 1 LOB: 1 BB: 0 P: 4	R: 0 E: 0 K: 1 S: 5	H: 0 LOB: 0 BB: 0 P: 5	R: 1 E: 0 K: 0 S: 4	H: 1 LOB: 0 BB: 0 P: 4	1B: 8 2B: 2 3B: 0 HR: 0	SF: 1 SAC: 0 DP: 1 HBP: 0	WP: 0 PB: 0 SB: 0 CS: 1	PA: 36							
PITCHER	IP	WLS	BF	H	R	ER	SO	BB	IBB	HBP	BLK	WP	HR	S	P	ERA	WHIP										
Jon Matlack, L (1,1) ERA: 2.83	8.0	L	32	9	3	3	7	0	1	0	1	0	0	45	49	3.38	1.125										
Rick Baldwin, R (9,1) ERA: 2.64	1.0		4	1	1	1	0	0	0	0	0	0	0	4	4	9.00	1.000										

Pittsburgh Pirates @ New York Mets
Shea Stadium, Flushing, NY
Fri Sep 17 1976, 7:05 PM EDT
Att: 14,304 - Unknown

AB 34
R 4
H 10
RBI 4
BB 1
SO 7
LOB 14



Batter	1	2	3	4	5	6	7	8	9	AB	R	H	RBI	BB	SO	LOB	BOTTOM										
Lee Mazzilli, S (1,8) OBP: 0.300, SLG: 0.280										4	0	2	0	0	0	0											
Felix Milten, R (1,4) OBP: 0.341, SLG: 0.344										4	0	1	1	0	0	1											
John Milner, L (1,7) OBP: 0.358, SLG: 0.441										4	0	0	0	0	0	3											
Ed Kranepool, L (1,3) OBP: 0.342, SLG: 0.392										4	0	1	0	0	0	2											
John Stearns, R (1,2) OBP: 0.358, SLG: 0.357										3	0	0	0	1	0	0											
Bruce Boisclair, L (1,9) OBP: 0.336, SLG: 0.363										4	0	1	0	0	0	3											
Roy Staiger, R (1,5) OBP: 0.285, SLG: 0.293										4	0	0	0	0	0	1											
Bud Harrelson, S (1,6) OBP: 0.351, SLG: 0.286										3	0	0	0	0	0	0											
Jon Matlack, L (1,1) OBP: 0.259, SLG: 0.195										2	0	0	0	0	0	0											
Mike Phillips, L (8,PH)										1	1	1	0	0	0	0											
Rick Baldwin, L (9,1) OBP: 0.500, SLG: 0.500										0	0	0	0	0	0	0											
Inning Stats	R: 0 E: 0 K: 0 S: 5	H: 2 LOB: 3 BB: 1 P: 9	R: 0 E: 0 K: 0 S: 3	H: 0 LOB: 0 BB: 0 P: 3	R: 0 E: 0 K: 0 S: 3	H: 0 LOB: 0 BB: 0 P: 3	R: 0 E: 0 K: 0 S: 3	H: 0 LOB: 0 BB: 0 P: 3	R: 0 E: 0 K: 0 S: 4	H: 1 LOB: 1 BB: 0 P: 4	R: 1 E: 0 K: 0 S: 6	H: 3 LOB: 2 BB: 0 P: 6	R: 0 E: 0 K: 0 S: 3	H: 0 LOB: 0 BB: 0 P: 3	1B: 6 2B: 0 3B: 0 HR: 0	SF: 0 SAC: 0 DP: 0 HBP: 0	WP: 0 PB: 0 SB: 0 CS: 0	PA: 34									
PITCHER	IP	WLS	BF	H	R	ER	SO	BB	IBB	HBP	BLK	WP	HR	S	P	ERA	WHIP										
Doc Medich, R (1,1) ERA: 3.62	7.1	W	29	6	1	1	0	1	0	0	0	0	0	28	32	1.23	0.955										
Dave Giusti, R (8,1) ERA: 4.5	1.2	S	5	0	0	0	0	0	0	0	0	0	0	5	5	0.00	0.000										

Pittsburgh Pirates @ New York Mets
Shea Stadium, Flushing, NY
Fri Sep 17 1976, 7:05 PM EDT
Att: 14,304 - Unknown

AB 33
R 1
H 6
RBI 1
BB 1
SO 0
LOB 10



Batter	1	2	3	4	5	6	7	8	9	AB	R	H	RBI	BB	SO	LOB	TOP					
Frank Taveras, R (1, 6) OBP: 0.322, SLG: 0.295										4	0	1	0	0	0	0						
Omar Moreno, L (1, 8) OBP: 0.351, SLG: 0.340										4	0	0	0	0	0	1						
Richie Zisk, R (1, 7) OBP: 0.341, SLG: 0.466										3	0	0	0	1	0	0						
Al Oliver, L (1, 3) OBP: 0.366, SLG: 0.489										1	0	0	0	0	0	0						
Ed Kirkpatrick, L (3, 3) OBP: 0.299, SLG: 0.291										3	0	0	0	0	0	1						
Dave Parker, L (1, 9) OBP: 0.348, SLG: 0.472										4	2	2	0	0	1	0						
Richie Hebner, L (1, 5) OBP: 0.315, SLG: 0.350										2	0	1	1	0	0	0						
Rennie Stennett, R (1, 4) OBP: 0.288, SLG: 0.351										3	0	1	0	0	0	1						
Duffy Dyer, R (1, 2) OBP: 0.367, SLG: 0.364										2	0	0	0	1	1	0						
Larry Demery, R (1, 1) OBP: 0.158, SLG: 0.111										1	0	0	0	0	1	0						
Bill Robinson, R (5, PH) OBP: 0.332, SLG: 0.547										1	0	0	0	0	0	2						
Bob Moose, R (5, 1) OBP: 0.295, SLG: 0.687										0	0	0	0	0	0	0						
Doug Bair, R (6, 1) OBP: 0.245, SLG: 0.245										0	0	0	0	0	0	0						
Miguel Dilone, S (8, PH) OBP: 0.200, SLG: 0.400										1	0	0	0	0	0	0						
Inning Stats	R: 0 E: 0 K: 0 S: 3	H: 1 LOB: 0 BB: 0 P: 3	R: 1 E: 0 K: 0 S: 4	H: 2 LOB: 1 BB: 0 P: 4	R: 0 E: 0 K: 2 S: 7	H: 0 LOB: 0 BB: 0 P: 7	R: 0 E: 0 K: 1 S: 5	H: 0 LOB: 0 BB: 0 P: 5	R: 0 E: 1 K: 1 S: 6	H: 0 LOB: 2 BB: 1 P: 10	R: 0 E: 0 K: 0 S: 3	H: 0 LOB: 0 BB: 0 P: 3	R: 1 E: 0 K: 0 S: 4	H: 2 LOB: 0 BB: 0 P: 4	R: 0 E: 0 K: 0 S: 3	H: 0 LOB: 0 BB: 0 P: 3	R: 0 E: 0 K: 0 S: 3	H: 0 LOB: 0 BB: 0 P: 3	1B: 4 2B: 0 3B: 1 HR: 0	SF: 1 SAC: 0 DP: 1 HBP: 0	WP: 0 PB: 0 SB: 0 CS: 1	PA: 32
PITCHER Tom Seaver, R (1, 1) ERA: 2.39	IP: 9.0 WLS: W BF: 32 H: 5 R: 2 ER: 2 SO: 4 BB: 2 IBB: 0 HBP: 0 BLK: 0 WP: 0 HR: 0 S: 38 P: 46 ERA: 2.00 WHIP: 0.778															PITCHER	IP: 9.0 WLS: W BF: 32 H: 5 R: 2 ER: 2 SO: 4 BB: 2 IBB: 0 HBP: 0 BLK: 0 WP: 0 HR: 0 S: 38 P: 46 ERA: 2.00 WHIP: 0.778					

Pittsburgh Pirates @ New York Mets
Shea Stadium, Flushing, NY
Sat Sep 18 1976, 3:33 AM EDT
Att: 15,879 - Unknown

AB 29
R 2
H 5
RBI 1
BB 2
SO 4
LOB 5



Batter	1	2	3	4	5	6	7	8	9	AB	R	H	RBI	BB	SO	LOB	BOTTOM			
Lee Mazzilli, S (1, 8) OBP: 0.294, SLG: 0.250										3	1	0	0	1	0	0				
Felix Milan, R (1, 4) OBP: 0.342, SLG: 0.347										4	1	2	1	0	0	0				
Ed Kranepool, L (1, 3) OBP: 0.344, SLG: 0.401										4	2	2	1	0	1	1				
Dave Kingman, R (1, 9) OBP: 0.270, SLG: 0.507										4	1	1	1	0	1	3				
Bruce Boisclair, L (1, 7) OBP: 0.338, SLG: 0.363										3	0	1	0	1	1	0				
Jerry Grote, R (1, 2) OBP: 0.354, SLG: 0.365										4	1	2	2	0	0	1				
Roy Staiger, R (1, 5) OBP: 0.285, SLG: 0.293										4	0	1	0	0	1	2				
Mike Phillips, L (1, 6) OBP: 0.320, SLG: 0.374										2	0	0	1	0	0	2				
Tom Seaver, R (1, 1) OBP: 0.186, SLG: 0.091										3	0	0	0	0	2	1				
Inning Stats	R: 0 E: 0 K: 0 S: 3	H: 0 LOB: 0 BB: 0 P: 3	R: 2 E: 0 K: 2 S: 10	H: 3 LOB: 1 BB: 0 P: 10	R: 1 E: 0 K: 1 S: 6	H: 1 LOB: 0 BB: 0 P: 6	R: 0 E: 0 K: 1 S: 5	H: 0 LOB: 0 BB: 0 P: 5	R: 0 E: 0 K: 0 S: 6	H: 0 LOB: 0 BB: 0 P: 5	R: 2 E: 1 K: 0 S: 6	H: 3 LOB: 2 BB: 1 P: 10	R: 1 E: 0 K: 1 S: 6	H: 1 LOB: 1 BB: 1 P: 10	R: 0 E: 0 K: 0 S: 3	H: 1 LOB: 0 BB: 0 P: 3	1B: 5 2B: 2 3B: 0 HR: 2	SF: 1 SAC: 0 DP: 0 HBP: 0	WP: 0 PB: 0 SB: 1 CS: 1	PA: 34
PITCHER Larry Demery, R (1, 1) ERA: 3.18	IP: 1.1 WLS: L BF: 8 H: 4 R: 3 ER: 2 SO: 3 BB: 0 IBB: 1 HBP: 0 BLK: 0 WP: 0 HR: 0 S: 9 P: 13 ERA: 13.50 WHIP: 2.250															PITCHER	IP: 1.1 WLS: L BF: 8 H: 4 R: 3 ER: 2 SO: 3 BB: 0 IBB: 1 HBP: 0 BLK: 0 WP: 0 HR: 0 S: 9 P: 13 ERA: 13.50 WHIP: 2.250			
Bob Moose, R (5, 1) ERA: 3.79	IP: 1.2 WLS: 7 BF: 1 H: 1 R: 1 ER: 1 SO: 1 BB: 0 IBB: 0 HBP: 0 BLK: 0 WP: 0 HR: 0 S: 8 P: 12 ERA: 5.40 WHIP: 1.200															PITCHER	IP: 1.2 WLS: 7 BF: 1 H: 1 R: 1 ER: 1 SO: 1 BB: 0 IBB: 0 HBP: 0 BLK: 0 WP: 0 HR: 0 S: 8 P: 12 ERA: 5.40 WHIP: 1.200			
Rick Langford, R (8, 1) ERA: 6.86	IP: 1.0 WLS: 3 BF: 1 H: 1 R: 0 ER: 0 SO: 0 BB: 0 IBB: 0 HBP: 0 BLK: 0 WP: 0 HR: 0 S: 3 P: 3 ERA: 0.00 WHIP: 1.000															PITCHER	IP: 1.0 WLS: 3 BF: 1 H: 1 R: 0 ER: 0 SO: 0 BB: 0 IBB: 0 HBP: 0 BLK: 0 WP: 0 HR: 0 S: 3 P: 3 ERA: 0.00 WHIP: 1.000			

Pittsburgh Pirates @ New York Mets
Shea Stadium, Flushing, NY
Sat Sep 18 1976, 3:33 AM EDT
Att: 15,879 - Unknown

AB 31
R 6
H 9
RBI 6
BB 2
SO 6
LOB 10



Batter	1	2	3	4	5	6	7	8	9	AB	R	H	RBI	BB	SO	LOB	TOP					
Frank Taveras, R (1,6) OBP: 0.325, SLG: 0.302	F8		5-3		2B		E9			4	1	2	1	0	0	0	Pittsburgh Pirates @ New York Mets Shea Stadium, Flushing, NY Mon Sep 20 1976, 3:33 AM EDT Att: 5,922 - Unknown					
Rennie Stennett, R (1,4) OBP: 0.286, SLG: 0.350	L9		1-3		2B		1-3			4	0	1	1	0	0	1						
Richie Zisk, R (1,7) OBP: 0.341, SLG: 0.465 Omar Moreno, L (8,8) OBP: 0.357, SLG: 0.376	E			1-3	6-3			1-3		4	0	1	0	0	0	1						
Willie Stargell, L (1,3) OBP: 0.344, SLG: 0.461	E5			2B		K				3	1	1	1	1	1	1						
Dave Parker, L (1,9) OBP: 0.348, SLG: 0.473	3-1			2B				HR		4	0	2	0	0	1	2						
Bill Robinson, R (1,8) OBP: 0.328, SLG: 0.542		4-3		P9		L5-3		5-3		4	0	0	0	0	0	3						
Richie Hebner, L (1,5) OBP: 0.318, SLG: 0.353	3-1									4	1	2	0	0	0	2						
Duffy Dyer, R (1,2) OBP: 0.351, SLG: 0.346	6-3				4-3		F8	G6-4-3		4	0	0	0	0	0	2						
John Candelaria, L (1,1) OBP: 0.256, SLG: 0.250 Bob Robertson, R (7,PH) OBP: 0.307, SLG: 0.325 Miguel Dilone, S (7,PR) Kent Tekulve, R (7,1)			L7		4-3			F9		2	0	0	0	0	0	0						
Inning Stats	R: 0 E: 1 K: 0 S: 5	H: 1 LOB: 2 BB: 0 P: 5	R: 0 E: 0 K: 0 S: 3	H: 0 LOB: 0 BB: 0 P: 3	R: 0 E: 0 K: 0 S: 3	H: 0 LOB: 0 BB: 0 P: 3	R: 0 E: 0 K: 0 S: 4	H: 1 LOB: 2 BB: 1 P: 8	R: 1 E: 0 K: 0 S: 5	H: 2 LOB: 1 BB: 0 P: 5	R: 0 E: 0 K: 1 S: 5	H: 1 LOB: 0 BB: 0 P: 5	R: 2 E: 1 K: 0 S: 5	H: 3 LOB: 1 BB: 0 P: 5	R: 1 E: 0 K: 1 S: 6	H: 1 LOB: 0 BB: 0 P: 6		R: 0 E: 0 K: 0 S: 3	H: 1 LOB: 0 BB: 0 P: 3	1B: 5 2B: 4 3B: 1 HR: 1	SF: 0 SAC: 0 DP: 2 HBP: 0	WP: 0 PB: 0 SB: 0 CS: 0
PITCHER	IP	WLS	BF	H	R	ER	SO	BB	IBB	HBP	BLK	WP	HR	S	P	ERA	WHIP					
Mickey Lolich, L (1,1) ERA: 3.22	7.1		31	9	4	4	1	1	0	0	0	0	1	32	36	4.91	1.364					
Bob Apodaca, R (8,1) ERA: 3.04	1.2	W	5	1	0	0	1	0	0	0	0	0	0	7	7	0.00	0.600					

Batter	1	2	3	4	5	6	7	8	9	AB	R	H	RBI	BB	SO	LOB	BOTTOM				
Lee Mazzilli, S (1,8) OBP: 0.318, SLG: 0.351	F7		1B	CS			K		HR	4	2	2	2	1	1	0	Pittsburgh Pirates @ New York Mets Shea Stadium, Flushing, NY Mon Sep 20 1976, 3:33 AM EDT Att: 5,922 - Unknown				
Felix Milten, R (1,4) OBP: 0.346, SLG: 0.349			1B	CS	4-3			4-3		4	1	2	1	0	0	0					
Joe Torre, R (1,3) OBP: 0.362, SLG: 0.416 Leon Brown, R (8,PR) OBP: 0.257, SLG: 0.257 Mike Phillips, L (9,5) OBP: 0.320, SLG: 0.374	L7		1B		5-3			1B		4	0	2	1	0	0	1					
Dave Kingman, R (1,9) OBP: 0.274, SLG: 0.522	L5		1B			K		1B		4	0	2	1	0	1	1					
John Stearns, R (1,2) OBP: 0.360, SLG: 0.390		K	K			1B		F8		4	0	1	0	0	2	4					
Roy Steiger, R (1,5) OBP: 0.281, SLG: 0.286 Ed Kranepool, L (8,PH) OBP: 0.344, SLG: 0.402		K		BB		F8		4-3		2	0	0	0	1	1	0					
Pepe Mangual, R (1,7) OBP: 0.359, SLG: 0.323 Bruce Boisclair, L (8,7) OBP: 0.341, SLG: 0.374			CS			K			6-3	2	0	0	0	1	2	3					
Bud Harrelson, S (1,6) OBP: 0.346, SLG: 0.282	CS		1B		5-3			F7	F9	4	1	1	0	0	0	0					
Mickey Lolich, S (1,1) OBP: 0.217, SLG: 0.130 Bob Apodaca, R (8,1) OBP: 0.188, SLG: 0.200 John Milner, L (9,PH) OBP: 0.359, SLG: 0.443 Leo Foster, R (9,PR) OBP: 0.317, SLG: 0.321			K		1-3		4-3		HR	3	0	0	0	0	1	1					
Inning Stats	R: 0 E: 0 K: 0 S: 4	H: 1 LOB: 1 BB: 0 P: 4	R: 0 E: 0 K: 2 S: 6	H: 0 LOB: 1 BB: 1 P: 10	R: 3 E: 0 K: 3 S: 14	H: 5 LOB: 3 BB: 1 P: 18	R: 0 E: 0 K: 0 S: 2	H: 0 LOB: 0 BB: 1 P: 6	R: 0 E: 0 K: 1 S: 5	H: 0 LOB: 0 BB: 0 P: 5	R: 0 E: 0 K: 1 S: 5	H: 0 LOB: 0 BB: 0 P: 5	R: 0 E: 0 K: 0 S: 5	H: 2 LOB: 2 BB: 0 P: 5	R: 2 E: 0 K: 0 S: 4	H: 2 LOB: 1 BB: 0 P: 4		1B: 10 2B: 0 3B: 0 HR: 1	SF: 0 SAC: 0 DP: 0 HBP: 0	WP: 0 PB: 0 SB: 0 CS: 2	PA: 39
PITCHER	IP	WLS	BF	H	R	ER	SO	BB	IBB	HBP	BLK	WP	HR	S	P	ERA	WHIP				
John Candelaria, L (1,1) ERA: 3.17	6.0		25	7	3	3	7	3	0	0	0	0	0	36	48	4.50	1.667				
Kent Tekulve, R (7,1) ERA: 2.42	2.2	L	12	4	2	2	1	0	0	0	0	0	1	14	14	6.75	1.500				

Batter	1	2	3	4	5	6	7	8	9	AB	R	H	RBI	BB	SO	LOB	TOP			
Lee Mazzilli, S (1, 8) OBP: 0.354, SLG: 0.375										3	0	2	0	1	0	1	<p>New York Mets @ Montreal Expos Jarry Park, Montreal, QB Tue Sep 21 1976, 7:05 PM EDT Att. 3,909 - Unknown - 50 F</p>			
Felix Milten, R (1, 4) OBP: 0.344, SLG: 0.346										4	0	0	0	0	0	5				
Joe Torre, R (1, 3) OBP: 0.360, SLG: 0.412										3	0	0	0	1	1					
Dave Kingman, R (1, 9) OBP: 0.274, SLG: 0.518										3	0	0	0	1	2					
John Stearns, R (1, 2) OBP: 0.366, SLG: 0.380										2	0	0	0	2	1					
Mike Vail, R (1, 7) OBP: 0.245, SLG: 0.274										3	0	0	0	0	3					
Roy Staiger, R (1, 5) OBP: 0.279, SLG: 0.283										3	0	0	0	0	0					
Bud Harrelson, S (1, 6) OBP: 0.346, SLG: 0.281										2	0	0	0	1	0					
Jerry Koosman, R (1, 1) OBP: 0.250, SLG: 0.257										2	0	0	0	0	1					
Inning Stats	R: 0 E: 0 K: 2 S: 7	H: 0 LOB: 1 BB: 1 P: 11	R: 0 E: 0 K: 0 S: 2	H: 0 LOB: 0 BB: 1 P: 6	R: 0 E: 0 K: 0 S: 3	H: 0 LOB: 1 BB: 1 P: 7	R: 0 E: 0 K: 0 S: 2	H: 0 LOB: 0 BB: 2 P: 10	R: 0 E: 1 K: 0 S: 5	H: 1 LOB: 2 BB: 0 P: 5	R: 0 E: 0 K: 0 S: 3	H: 0 LOB: 0 BB: 0 P: 3	R: 0 E: 0 K: 0 S: 3	H: 1 LOB: 0 BB: 1 P: 3	R: 0 E: 0 K: 1 S: 4	H: 0 LOB: 0 BB: 1 P: 8	1B: 2 2B: 0 3B: 0 HR: 0	SF: 0 SAC: 1 DP: 3 HBP: 0	WP: 0 PB: 0 SB: 1 CS: 1	PA: 32
PITCHER Dan Warthen, L (1, 1) ERA: 5.54	IP: 9.0 WLS: W BF: 32 H: 2 R: 0 ER: 0 SO: 4 BB: 6 IBB: 0 HBP: 0 BLK: 0 WP: 0 HR: 0 S: 34 P: 58 ERA: 0.00 WHIP: 0.889																			

Batter	1	2	3	4	5	6	7	8	9	AB	R	H	RBI	BB	SO	LOB	BOTTOM			
Bombo Rivera, R (1, 7) OBP: 0.326, SLG: 0.409										3	0	1	0	1	0	1	<p>New York Mets @ Montreal Expos Jarry Park, Montreal, QB Tue Sep 21 1976, 7:05 PM EDT Att. 3,909 - Unknown - 50 F</p>			
Del Unser, L (8, 7) OBP: 0.276, SLG: 0.370										0	0	0	0	0	0	0				
Tim Foli, R (1, 6) OBP: 0.277, SLG: 0.363										4	0	1	0	0	0	1				
Andre Dawson, R (1, 8) OBP: 0.400, SLG: 0.400										4	1	0	0	0	1	3				
Ellis Valentine, R (1, 9) OBP: 0.331, SLG: 0.377										4	2	2	1	0	0	2				
Earl Williams, R (1, 3) OBP: 0.290, SLG: 0.395										3	1	1	1	1	1	2				
Mike Jorgensen, L (9, 3) OBP: 0.354, SLG: 0.350										0	0	0	0	0	0	0				
Larry Parrish, R (1, 5) OBP: 0.283, SLG: 0.353										2	0	0	1	1	1	0				
Pete Mackanin, R (1, 4) OBP: 0.281, SLG: 0.344										4	0	1	0	0	2	2				
Pepe Frias, R (9, 4) OBP: 0.213, SLG: 0.236										0	0	0	0	0	0	0				
Barry Foote, R (1, 2) OBP: 0.258, SLG: 0.325										3	0	1	0	0	0	0				
Dan Warthen, S (1, 1) ERA: 2.74										2	0	0	0	0	1	0				
Inning Stats	R: 0 E: 0 K: 1 S: 7	H: 2 LOB: 2 BB: 0 P: 7	R: 0 E: 0 K: 2 S: 7	H: 0 LOB: 0 BB: 0 P: 7	R: 0 E: 0 K: 1 S: 5	H: 0 LOB: 1 BB: 1 P: 9	R: 0 E: 0 K: 0 S: 3	H: 0 LOB: 0 BB: 0 P: 3	R: 0 E: 0 K: 0 S: 4	H: 2 LOB: 1 BB: 0 P: 4	R: 2 E: 0 K: 1 S: 7	H: 2 LOB: 1 BB: 1 P: 11	R: 0 E: 0 K: 1 S: 5	H: 0 LOB: 0 BB: 0 P: 5	R: 2 E: 2 K: 0 S: 5	H: 1 LOB: 1 BB: 1 P: 9	1B: 5 2B: 0 3B: 0 HR: 2	SF: 1 SAC: 1 DP: 0 HBP: 0	WP: 0 PB: 0 SB: 0 CS: 0	PA: 34
PITCHER Jerry Koosman, L (1, 1)	IP: 8.0 WLS: L BF: 34 H: 7 R: 4 ER: 2 SO: 6 BB: 2 IBB: 1 HBP: 0 BLK: 0 WP: 0 HR: 2 S: 43 P: 55 ERA: 2.25 WHIP: 1.125																			

AB	25
R	0
H	2
RBI	0
BB	6
SO	4
LOB	15



Batter	1	2	3	4	5	6	7	8	9	AB	R	H	RBI	BB	SO	LOB	TOP					
Lee Mazzilli, S (1, 8) OBP: 0.396, SLG: 0.432										4	0	3	0	1	0	0	New York Mets @ Montreal Expos Jarry Park, Montreal, QB Wed Sep 22 1976, 7:05 PM EDT Alt. 3, 229 - Unknown - 50 F					
Felix Milten, R (1, 4) OBP: 0.343, SLG: 0.345										5	0	1	2	0	1	5						
John Milner, L (1, 3) OBP: 0.362, SLG: 0.440										2	1	0	0	3	0	2						
Dave Kingman, R (1, 9) OBP: 0.278, SLG: 0.519										5	0	3	0	0	1	4						
Bruce Boisclair, L (1, 7)										3	1	0	0	1	0	2						
John Stearns, R (1, 2) OBP: 0.376, SLG: 0.410										4	1	2	1	1	0	1						
Mike Phillips, L (1, 6) OBP: 0.318, SLG: 0.368										4	0	0	0	1	2	5						
Roy Staiger, R (1, 5) OBP: 0.287, SLG: 0.287										3	1	2	1	2	0	0						
Jon Matlack, L (1, 1) OBP: 0.256, SLG: 0.185										4	0	0	0	1	2	9						
Skip Lockwood, R (9, 1) OBP: 0.421, SLG: 0.412										0	0	0	0	0	0	0						
Inning Stats	R: 0 E: 0 K: 1 S: 5	H: 1 LOB: 1 BB: 1 P: 9	R: 3 E: 0 K: 1 S: 7	H: 2 LOB: 2 BB: 3 P: 19	R: 0 E: 0 K: 0 S: 3	H: 1 LOB: 0 BB: 0 P: 3	R: 0 E: 0 K: 1 S: 6	H: 1 LOB: 2 BB: 1 P: 10	R: 1 E: 0 K: 1 S: 7	H: 2 LOB: 3 BB: 2 P: 15	R: 0 E: 0 K: 0 S: 3	H: 0 LOB: 0 BB: 0 P: 3	R: 0 E: 0 K: 1 S: 6	H: 1 LOB: 1 BB: 0 P: 6	R: 0 E: 0 K: 1 S: 7	H: 2 LOB: 3 BB: 1 P: 11	R: 0 E: 0 K: 0 S: 3	H: 1 LOB: 2 BB: 2 P: 11	1B: 8 2B: 3 3B: 0 HR: 0	SF: 0 SAC: 1 DP: 1 HBP: 0	WP: 0 PB: 0 SB: 0 CS: 1	PA: 45
PITCHER	IP WLS BF H R ER SO BB IBB HBP BLK WP HR S P ERA WHIP	IP WLS BF H R ER SO BB IBB HBP BLK WP HR S P ERA WHIP																				
Larry Landreth, R (1, 1) ERA: 3.52	1.2 L 11 3 3 3 2 4 0 0 0 0 0 0 11 27 16.20 4.200	2.2 L 13 4 1 1 1 2 0 0 0 0 0 0 13 21 3.38 2.250	0.2 L 3 0 0 0 1 0 1 0 0 0 0 0 4 8 0.00 0.000	2.0 L 7 1 0 0 1 0 0 0 0 0 0 9 9 0.00 0.500	2.0 L 11 3 0 0 1 2 1 0 0 0 0 0 10 22 0.00 2.500																	
Bombo Rivera, R (1, 7) OBP: 0.324, SLG: 0.406										4	0	1	0	0	0	0	New York Mets @ Montreal Expos Jarry Park, Montreal, QB Wed Sep 22 1976, 7:05 PM EDT Alt. 3, 229 - Unknown - 50 F					
Tim Foli, R (1, 6) OBP: 0.277, SLG: 0.363										4	0	1	0	0	2							
Andre Dawson, R (1, 8) OBP: 0.364, SLG: 0.359										4	0	0	0	0	1	2						
Ellis Valentine, R (1, 9) OBP: 0.330, SLG: 0.387										4	1	1	1	0	0	2						
Earl Williams, R (1, 3) OBP: 0.292, SLG: 0.405										4	1	2	1	0	1	0						
Larry Parrish, R (1, 5) OBP: 0.287, SLG: 0.356										4	0	3	0	0	0	1						
Pete Mackanin, R (1, 4) OBP: 0.258, SLG: 0.341										4	0	0	0	0	0	4						
Barry Foote, R (1, 2) OBP: 0.260, SLG: 0.330										4	0	2	0	0	0	1						
Larry Landreth, R (1, 1) Chip Lang, R (2, 1) Bill Atkinson, L (5, 1) Roger Freed, R (5, PH) Steve Dunning, R (6, 1) Andre Thornton, R (7, PH) Joe Kerrigan, R (8, 1) Jose Morales, R (9, PH)										0	0	0	0	0	0	0						
Inning Stats	R: 0 E: 0 K: 0 S: 3	H: 0 LOB: 0 BB: 0 P: 3	R: 1 E: 0 K: 0 S: 5	H: 2 LOB: 1 BB: 0 P: 5	R: 0 E: 1 K: 0 S: 5	H: 1 LOB: 2 BB: 0 P: 5	R: 0 E: 0 K: 0 S: 3	H: 1 LOB: 0 BB: 0 P: 3	R: 0 E: 0 K: 0 S: 4	H: 2 LOB: 1 BB: 0 P: 4	R: 1 E: 0 K: 1 S: 7	H: 2 LOB: 1 BB: 0 P: 7	R: 0 E: 0 K: 1 S: 5	H: 0 LOB: 0 BB: 0 P: 5	R: 0 E: 0 K: 1 S: 5	H: 2 LOB: 2 BB: 0 P: 5	R: 0 E: 0 K: 0 S: 5	H: 2 LOB: 2 BB: 0 P: 5	1B: 7 2B: 2 3B: 0 HR: 2	SF: 0 SAC: 0 DP: 2 HBP: 0	WP: 0 PB: 0 SB: 0 CS: 0	PA: 36
PITCHER	IP WLS BF H R ER SO BB IBB HBP BLK WP HR S P ERA WHIP	IP WLS BF H R ER SO BB IBB HBP BLK WP HR S P ERA WHIP																				
Jon Matlack, L (1, 1) ERA: 2.81	8.2 S 35 10 2 2 3 0 0 0 0 0 0 1 41 2.08 1.154	0.1 S 1 0 0 0 0 0 0 0 0 0 0 1 41 0.00 0.000																				
Skip Lockwood, R (9, 1) ERA: 2.83																						

AB	34
R	4
H	11
RBI	4
BB	10
SO	6
LOB	28





WP	0
PB	0
SB	0
CS	1

AB	36
R	2
H	10
RBI	2
BB	0
SO	3
LOB	15



WP	0
PB	0
SB	0
CS	0

Batter	1	2	3	4	5	6	7	8	9	AB	R	H	RBI	BB	SO	LOB	TOP								
Rick Monday, L OBP: 0.344, SLG: 0.504 (1, 3)	0-0 6-3		0-0 2B 1B 1B		0-3 K		0-3 K		4-0 1B BB	4	1	1	0	1	2	0	Chicago Cubs @ New York Mets Shea Stadium, Flushing, NY Fri Sep 24 1976, 7:05 PM EDT Alt. 8,583 - Unknown - 61 F livebaseballscores.com AB 34 R 3 H 9 RBI 3 BB 3 SO 10 LOB 12 								
Ralph LaCock, L OBP: 0.340, SLG: 0.381 (1, 7)	0-3 K		0-0 1-3 1B 2B		0-0 3B 1B		0-0 1B	0-0 1-3 1B	5	2	4	0	0	1	0										
Larry Bittner, L OBP: 0.281, SLG: 0.317 (1, 9)	0-0 E4 BB		1-0 1B HBP		0-0 1-H 3B		0-0 4-3	0-0 5-3	4	0	1	1	1	0	0	3									
Jerry Morales, R OBP: 0.327, SLG: 0.404 (1, 8)	4-0 1-2 BB		0-0 G4-6-3 1-2 2-H 3-H 1B		0-0 F7			0-0 SH1-3 1B	3	0	2	2	1	0	1										
Manny Trillo, R OBP: 0.301, SLG: 0.311 (1, 4)	0-3 K		0-0 G4-6-3 1-2		0-0 5-3			0-0 SH1-3	3	0	0	0	0	1	4										
Rob Sperring, R OBP: 0.326, SLG: 0.300 (1, 5)		0-3 K		0-0 6-3		0-0 P6		0-3 K	4	0	0	0	0	2	1										
George Mitterwald, R OBP: 0.244, SLG: 0.287 (1, 2)		0-0 6-3		0-0 5-3		0-0 1B		0-3 K	4	0	1	0	0	1	1										
Mick Kelleher, R OBP: 0.263, SLG: 0.262 (1, 6)		0-3 K		0-0 5-3		0-0 B1-3		4-0 B3-4 BB	3	0	0	0	1	1	1										
Ray Burris, R OBP: 0.125, SLG: 0.115 Joe Coleman, R OBP: 0.154, SLG: 0.154 (8, 1)			0-3 K		0-3 K		0-0 4-3	0-0 B3-4	3	0	0	0	0	2	0	1									
Inning Stats	R: 0 E: 1 K: 2 S: 8	H: 0 LOB: 2 BB: 1 P: 12	R: 0 E: 0 K: 2 S: 7	H: 0 LOB: 0 BB: 0 P: 7	R: 2 E: 0 K: 1 S: 7	H: 3 LOB: 1 BB: 0 P: 8	R: 0 E: 0 K: 0 S: 3	H: 0 LOB: 0 BB: 0 P: 3	R: 1 E: 0 K: 2 S: 9	H: 2 LOB: 1 BB: 0 P: 9	R: 0 E: 0 K: 0 S: 4	H: 1 LOB: 1 BB: 0 P: 4	R: 0 E: 0 K: 1 S: 6	H: 1 LOB: 1 BB: 0 P: 6	R: 0 E: 0 K: 2 S: 8	H: 1 LOB: 2 BB: 2 P: 8	R: 0 E: 0 K: 0 S: 3	H: 1 LOB: 2 BB: 2 P: 11	1B: 7 2B: 2 3B: 1 HR: 0	SF: 0 SAC: 1 DP: 2 HBP: 1	WP: 0 PB: 0 SB: 0 CS: 0	PA: 39			
PITCHER	IP	WLS	BF	H	R	ER	SO	BB	IBB	HBP	BLK	WP	HR	S	P	ERA	WHIP								
Tom Seaver, R ERA: 2.43	(1, 1)	7.0	30	7	3	3	8	1	0	1	0	0	0	44	49	3.86	1.143								
Bob Apodaca, R ERA: 2.99	(8, 1)	1.2	8	2	0	0	2	2	0	0	0	0	0	10	18	0.00	2.400								
Skip Lockwood, R ERA: 2.82	(9, 1)	0.1	W	1	0	0	0	0	0	0	0	0	0	1	1	0.00	0.000								
Batter	1	2	3	4	5	6	7	8	9	AB	R	H	RBI	BB	SO	LOB	BOTTOM								
Lee Mazzilli, S OBP: 0.368, SLG: 0.396 (1, 8)	0-3 K		0-0 P7		0-0 F8		0-3 K			4	0	0	0	0	2	1	Chicago Cubs @ New York Mets Shea Stadium, Flushing, NY Fri Sep 24 1976, 7:05 PM EDT Alt. 8,583 - Unknown - 61 F livebaseballscores.com AB 32 R 4 H 10 RBI 3 BB 3 SO 5 LOB 15 								
Felix Milan, R OBP: 0.342, SLG: 0.346 (1, 4)	0-0 1-3		0-0 L4		0-0 1-3			0-0 1B 2B	4	1	1	0	0	0	0										
Ed Kranepool, L OBP: 0.346, SLG: 0.410 Leon Brown, R OBP: 0.257, SLG: 0.257 (6, PR) (9, 9)	0-0 3-1		0-0 HR		0-0 F5			0-0 CS 1B 2-3 1B	4	1	2	1	0	0	0										
Dave Kingman, R OBP: 0.282, SLG: 0.521 (9, 3)		0-0 E 1B WP 1B	0-0 1B		0-0 L7			0-0 FC5 CS 1-2 3-H 1B	4	1	3	1	0	0	0										
Bruce Boisclair, L OBP: 0.345, SLG: 0.376 (1, 7)		0-0 E2 WP 1-3 1B		0-0 F8				0-0 1-2 2-3 1BB	3	0	2	0	1	0	0										
John Stearns, R OBP: 0.373, SLG: 0.414 (1, 2)		0-0 P9		0-0 4-3 2B		0-0 1-3		0-3 K	4	0	1	0	0	1	5										
Roy Staiger, R OBP: 0.287, SLG: 0.284 (1, 5)		0-0 P9		0-0 4-3			4-0 SH3 BB	0-0 FC5 2-3	3	0	0	0	1	0	5										
Bud Harrelson, S OBP: 0.346, SLG: 0.279 (1, 6)		4-0 WP 1BB		0-0 4-3			0-0 SH3	0-0 B1-3	2	0	0	0	1	0	1										
Tom Seaver, R OBP: 0.182, SLG: 0.089 Mike Phillips, L OBP: 0.317, SLG: 0.367 Bob Apodaca, R OBP: 0.188, SLG: 0.200 Skip Lockwood, R OBP: 0.421, SLG: 0.412 Billy Baldwin, L OBP: 0.188, SLG: 0.357 (9, PH)	0-0 F9		0-0 1-2 2-3 3-H HR		0-3 K		0-3 K	0-0 HR	2	0	0	0	0	1	2										
Inning Stats	R: 0 E: 0 K: 1 S: 5	H: 0 LOB: 0 BB: 0 P: 5	R: 1 E: 1 K: 0 S: 5	H: 2 LOB: 2 BB: 1 P: 9	R: 1 E: 0 K: 0 S: 4	H: 2 LOB: 1 BB: 0 P: 4	R: 0 E: 0 K: 0 S: 4	H: 1 LOB: 1 BB: 0 P: 4	R: 0 E: 0 K: 0 S: 4	H: 0 LOB: 0 BB: 0 P: 5	R: 0 E: 0 K: 0 S: 4	H: 1 LOB: 1 BB: 0 P: 4	R: 0 E: 0 K: 2 S: 7	H: 0 LOB: 1 BB: 1 P: 11	R: 1 E: 0 K: 1 S: 7	H: 3 LOB: 2 BB: 1 P: 11	R: 1 E: 0 K: 0 S: 2	H: 1 LOB: 0 BB: 0 P: 2	1B: 5 2B: 3 3B: 0 HR: 2	SF: 0 SAC: 1 DP: 0 HBP: 0	WP: 1 PB: 0 SB: 0 CS: 2	PA: 36			
PITCHER	IP	WLS	BF	H	R	ER	SO	BB	IBB	HBP	BLK	WP	HR	S	P	ERA	WHIP								
Ray Burris, R ERA: 3.19	(1, 1)	7.0	30	8	3	3	4	1	1	0	0	0	1	36	44	3.86	1.286								
Joe Coleman, R ERA: 4.45	(8, 1)	1.1	L	6	2	1	1	0	1	0	0	0	1	7	11	6.75	1.500								

Batter	1	2	3	4	5	6	7	8	9	AB	R	H	RBI	BB	SO	LOB	TOP				
Rick Monday, L OBP: 0.345, SLG: 0.503 (1, 3)	0-0 2-3		0-0 E 1B		0-0 F8			4-0 FC3-6 BB		3	1	1	0	1	0	1					
Ralph LaCock, L OBP: 0.336, SLG: 0.374 (1, 7)	0-0 L6		0-0 E7		0-0 F9			0-3 K		4	0	0	0	0	1	2					
Larry Bittner, L OBP: 0.276, SLG: 0.310 (1, 9)	0-0 4-3		0-0 4-3					0-0 FC3-6 1-2		4	0	0	0	0	0	2					
Jerry Morales, R OBP: 0.327, SLG: 0.405 (1, 8)		0-0 6-3		0-0 FC1-5 2B				0-0 P7		4	0	1	0	0	0	1					
Manny Trillo, R OBP: 0.299, SLG: 0.309 (1, 4)		0-0 L9		0-0 FC1-5 2-3				0-0 F7		4	0	0	0	0	0	1					
Rob Sperring, R OBP: 0.312, SLG: 0.286 (1, 5)		0-0 P4		0-0 F9				0-0 4-3		4	0	0	0	0	1	1					
Steve Swisher, R OBP: 0.275, SLG: 0.330 (1, 2)			0-0 L8		0-0 F3			0-0 K 1B		4	0	1	0	0	1	1					
Mick Kelleher, R OBP: 0.265, SLG: 0.263 (1, 6)			0-0 P3					0-0 P5		2	0	1	0	0	0	0					
Jerry Tabb, L OBP: 0.477, SLG: 0.357 (7, PH)								0-0 F8 SH1-4 1B		1	0	0	0	0	0	1					
Dave Rosello, R OBP: 0.361, SLG: 0.288 (7, 6)								0-0 SH1-4		0	0	0	0	0	0	0					
Steve Renko, R OBP: 0.113, SLG: 0.113 (1, 1)								0-0 4-3		1	1	1	0	0	0	0					
Champ Summers, L OBP: 0.286, SLG: 0.296 (7, PH)										1	0	0	0	0	0	1					
Bruce Sutter, R (7, 1)			0-0 1B E 1B							0	0	0	0	0	0	0					
Inning Stats	R: 0 E: 0 K: 0 S: 3	H: 0 LOB: 0 BB: 0 P: 3	R: 0 E: 0 K: 0 S: 3	H: 0 LOB: 0 BB: 0 P: 3	R: 2 E: 1 K: 0 S: 6	H: 2 LOB: 1 BB: 0 P: 6	R: 0 E: 0 K: 0 S: 4	H: 1 LOB: 1 BB: 0 P: 4	R: 0 E: 0 K: 0 S: 3	H: 0 LOB: 0 BB: 0 P: 3	R: 0 E: 0 K: 0 S: 4	H: 1 LOB: 1 BB: 0 P: 4	R: 0 E: 0 K: 1 S: 5	H: 0 LOB: 1 BB: 1 P: 9	R: 0 E: 0 K: 2 S: 7	H: 0 LOB: 0 BB: 0 P: 7	1B: 4 2B: 1 3B: 0 HR: 0	SF: 0 SAC: 1 DP: 0 HBP: 0	WP: 0 PB: 0 SB: 0 CS: 0	PA: 34	
PITCHER	IP	WLS	BF	H	R	ER	SO	BB	IBB	HBP	BLK	WP	HR	S	P	ERA	WHIP				
Craig Swan, R ERA: 3.55 (1, 1)	7.0	W	28	5	2	0	0	1	0	0	0	0	0	27	31	0.00	0.857				
Skip Lockwood, R ERA: 2.75 (8, 1)	2.0	S	6	0	0	0	3	0	0	0	0	0	0	12	12	0.00	0.000				

Chicago Cubs @ New York Mets
Shea Stadium, Flushing, NY
Sat Sep 25 1976, 3:33 AM EDT
Alt. 8, 166 - Unknown - 69 F

AB	32
R	2
H	5
RBI	0
BB	1
SO	3
LOB	11



Batter	1	2	3	4	5	6	7	8	9	AB	R	H	RBI	BB	SO	LOB	BOTTOM				
Lee Mazzilli, S OBP: 0.361, SLG: 0.373 (1, 8)	0-3 K	0-0 4-3			0-0 F2			4-0 1B E BB		3	1	0	0	1	1	0					
Felix Milten, R OBP: 0.345, SLG: 0.349 (1, 4)	0-0 1B 3B 1B		0-0 1-6-3		0-0 1B			0-0 E 1-2 2-H 1B		4	1	3	1	0	0	0					
Ed Kranepool, L OBP: 0.343, SLG: 0.406 (1, 3)	0-3 K		0-0 6-3		0-0 F9			0-0 E1 1-3 2-H		4	0	0	0	0	1	3					
Leon Brown, R OBP: 0.257, SLG: 0.257 (7, PR) (8, 9)			0-0 K					0-0 K 1-3 2-H		4	1	1	0	0	2	2					
Dave Kingman, R OBP: 0.281, SLG: 0.519 (1, 9) (8, 3)	0-0 1-3 3B 1B		0-0 K					0-0 4-3		4	1	1	0	0	2	2					
Billy Baldwin, L OBP: 0.300, SLG: 0.611 (1, 7)	0-0 2-H 3-H 3B 3B				0-0 K 2B			0-0 4-3 1B		4	1	3	2	0	0	2					
Jerry Grote, R OBP: 0.356, SLG: 0.373 (1, 2)	0-0 3-H 3B		0-0 1-3		0-0 4-3			0-0 4-3 1-2		4	0	2	1	0	0	2					
Mike Phillips, L OBP: 0.312, SLG: 0.361 (1, 6)	0-0 L7		0-0 F2		0-0 4-3			0-0 4-3		4	0	0	0	0	0	4					
Leo Foster, R OBP: 0.297, SLG: 0.298 (1, 5)		0-0 4-3		0-0 P4				0-0 E6 SH1-3 1B 1-2		4	1	0	0	0	2						
Craig Swan, R OBP: 0.195, SLG: 0.108 (1, 1)		0-0 1-3			0-0 K			0-0 SH1-3 1-2		2	0	0	0	0	1	0					
Skip Lockwood, R OBP: 0.400, SLG: 0.389 (8, 1)								0-0 K		1	0	0	0	0	1	1					
Inning Stats	R: 3 E: 0 K: 2 S: 11	H: 4 LOB: 1 BB: 0 P: 11	R: 0 E: 0 K: 0 S: 3	H: 0 LOB: 0 BB: 0 P: 3	R: 0 E: 0 K: 1 S: 5	H: 0 LOB: 0 BB: 0 P: 5	R: 0 E: 0 K: 0 S: 4	H: 1 LOB: 1 BB: 0 P: 4	R: 0 E: 0 K: 0 S: 6	H: 1 LOB: 1 BB: 0 P: 6	R: 0 E: 0 K: 0 S: 4	H: 1 LOB: 1 BB: 0 P: 4	R: 2 E: 2 K: 1 S: 8	H: 1 LOB: 2 BB: 1 P: 12	R: 0 E: 0 K: 1 S: 6	H: 1 LOB: 1 BB: 0 P: 6	1B: 6 2B: 1 3B: 2 HR: 0	SF: 0 SAC: 1 DP: 0 HBP: 0	WP: 0 PB: 0 SB: 0 CS: 0	PA: 36	
PITCHER	IP	WLS	BF	H	R	ER	SO	BB	IBB	HBP	BLK	WP	HR	S	P	ERA	WHIP				
Steve Renko, R ERA: 4.2 (1, 1)	6.0	L	25	7	3	3	4	0	0	0	0	0	0	33	33	4.50	1.167				
Bruce Sutter, R ERA: 2.72 (7, 1)	2.0		11	2	2	0	2	1	0	0	0	0	0	14	18	0.00	1.500				

Chicago Cubs @ New York Mets
Shea Stadium, Flushing, NY
Sat Sep 25 1976, 3:33 AM EDT
Alt. 8, 166 - Unknown - 69 F

AB	34
R	5
H	9
RBI	4
BB	1
SO	6
LOB	16



Batter	1	2	3	4	5	6	7	8	9	AB	R	H	RBI	BB	SO	LOB	TOP				
Rick Monday, L OBP: 0.344, SLG: 0.501 (1, 8)										4	0	1	0	0	2	0	Chicago Cubs @ New York Mets Shea Stadium, Flushing, NY Sun Sep 26 1976, 3:33 AM EDT Att: 6,958 - Unknown - 65 F				
Mick Kelleher, R OBP: 0.286, SLG: 0.266 (1, 6) (7, 5)										4	1	2	0	0	1	0					
Manny Trillo, R OBP: 0.300, SLG: 0.309 (1, 4)										3	0	1	0	0	1	1					
Jerry Morales, R OBP: 0.328, SLG: 0.404 (1, 9)										3	0	1	1	1	0	2					
George Mitterwald, R OBP: 0.244, SLG: 0.287 Darold Knowles, L OBP: 0.400, SLG: 0.143 (8, 1)										5	0	1	0	0	1	5					
Rob Sperring, R OBP: 0.316, SLG: 0.282 Larry Bittner, L OBP: 0.273, SLG: 0.307 (7, 7)										1	0	0	0	1	0	0					
Wayne Tyrone, R OBP: 0.262, SLG: 0.298 Champ Summers, L OBP: 0.284, SLG: 0.294 Ed Putman, R OBP: 0.500, SLG: 0.500 (7, 2)										2	0	0	0	0	0	0					
Steve Swisher, R OBP: 0.274, SLG: 0.328 Ralph LaCock, L OBP: 0.334, SLG: 0.373 Dave Rosello, R OBP: 0.359, SLG: 0.286 (7, 6)										2	0	0	0	0	2	0					
Bill Bonham, R OBP: 0.219, SLG: 0.242 Jerry Tabb, L OBP: 0.421, SLG: 0.313 (8, 3)										2	0	0	0	0	2	0					
Inning Stats	R: 0 E: 0 K: 3 S: 9	H: 0 LOB: 0 BB: 0 P: 9	R: 0 E: 0 K: 1 S: 4	H: 0 LOB: 0 BB: 1 P: 8	R: 0 E: 0 K: 2 S: 7	H: 0 LOB: 2 BB: 0 P: 6	R: 0 E: 2 K: 1 S: 6	H: 0 LOB: 2 BB: 0 P: 6	R: 0 E: 0 K: 0 S: 3	H: 0 LOB: 0 BB: 0 P: 3	R: 1 E: 0 K: 0 S: 7	H: 4 LOB: 3 BB: 0 P: 7	R: 0 E: 0 K: 0 S: 5	H: 2 LOB: 3 BB: 1 P: 9	R: 0 E: 0 K: 0 S: 4	H: 1 LOB: 1 BB: 0 P: 4		1B: 7 2B: 0 3B: 0 HR: 0	SF: 0 SAC: 1 DP: 0 HBP: 0	WP: 0 PB: 0 SB: 1 CS: 1	PA: 38
PITCHER Jerry Koosman, L ERA: 2.71 Bob Apodaca, R ERA: 2.87	IP: 6.0 WLS: W BF: 24	H: 4 R: 1 ER: 1 SO: 9	BB: 1 IBB: 0 HBP: 0 BLK: 0	WP: 0 HR: 0 S: 40 P: 44	ERA: 1.50 WHIP: 0.833	IP: 3.0 WLS: S BF: 13	H: 3 R: 0 ER: 0 SO: 0	BB: 0 IBB: 1 HBP: 0 BLK: 0	WP: 0 HR: 0 S: 12 P: 16	ERA: 0.00 WHIP: 1.000											

Batter	1	2	3	4	5	6	7	8	9	AB	R	H	RBI	BB	SO	LOB	BOTTOM				
Lee Mazzilli, S OBP: 0.369, SLG: 0.389 (1, 8)										3	0	1	0	1	0	2	Chicago Cubs @ New York Mets Shea Stadium, Flushing, NY Sun Sep 26 1976, 3:33 AM EDT Att: 6,958 - Unknown - 65 F				
Felix Milan, R OBP: 0.346, SLG: 0.349 (1, 4)										3	0	1	0	1	1	1					
Bruce Boisclair, L OBP: 0.345, SLG: 0.374 (1, 7)										2	0	0	0	1	1	2					
Dave Kingman, R OBP: 0.279, SLG: 0.514 (1, 3)										4	0	0	0	0	3	4					
Billy Baldwin, L OBP: 0.304, SLG: 0.571 Joe Torre, R OBP: 0.359, SLG: 0.410 Leon Brown, R OBP: 0.257, SLG: 0.257 (8, 9)										3	0	1	0	0	1	2					
John Stearns, R OBP: 0.362, SLG: 0.400 (1, 2)										3	0	0	0	0	0	1					
Bud Harrelson, S OBP: 0.348, SLG: 0.288 (1, 6)										3	1	2	0	0	0	1					
Leo Foster, R OBP: 0.299, SLG: 0.288 (1, 5)										2	1	0	1	1	0	1					
Jerry Koosman, R OBP: 0.244, SLG: 0.250 Bob Apodaca, R OBP: 0.176, SLG: 0.188 (7, 1)										2	0	0	0	0	1	1					
Inning Stats	R: 0 E: 0 K: 2 S: 8	H: 1 LOB: 2 BB: 1 P: 12	R: 1 E: 0 K: 0 S: 4	H: 1 LOB: 0 BB: 0 P: 4	R: 0 E: 0 K: 1 S: 6	H: 1 LOB: 1 BB: 0 P: 6	R: 0 E: 1 K: 0 S: 3	H: 1 LOB: 0 BB: 0 P: 3	R: 1 E: 0 K: 2 S: 7	H: 0 LOB: 1 BB: 2 P: 15	R: 0 E: 0 K: 1 S: 5	H: 0 LOB: 0 BB: 0 P: 5	R: 0 E: 0 K: 1 S: 6	H: 1 LOB: 1 BB: 0 P: 6	R: 0 E: 0 K: 2 S: 7	H: 0 LOB: 1 BB: 1 P: 11		1B: 3 2B: 2 3B: 1 HR: 0	SF: 0 SAC: 1 DP: 1 HBP: 0	WP: 2 PB: 0 SB: 0 CS: 0	PA: 32
PITCHER Bill Bonham, R ERA: 4.41 Darold Knowles, L ERA: 2.89	IP: 7.0 WLS: L BF: 28	H: 5 R: 2 ER: 2 SO: 7	BB: 3 IBB: 0 HBP: 0 BLK: 0	WP: 0 HR: 0 S: 39 P: 51	ERA: 2.57 WHIP: 1.143	IP: 1.0 WLS: L BF: 4	H: 0 R: 0 ER: 0 SO: 2	BB: 1 IBB: 0 HBP: 0 BLK: 0	WP: 0 HR: 0 S: 7 P: 11	ERA: 0.00 WHIP: 1.000											

Batter	1	2	3	4	5	6	7	8	9	AB	R	H	RBI	BB	SO	LOB	TOP			
Bombo Rivera, R OBP: 0.323, SLG: 0.411 (1, 7)	5-3		P4		FC5-4			1B 3B		4	1	1	0	0	0	3	Montreal Expos @ New York Mets Shea Stadium, Flushing, NY Mon Sep 27 1976, 7:05 PM EDT Att: 2,929 - Unknown			
Tim Foli, R OBP: 0.282, SLG: 0.368 (1, 6)	P3			F8		WP 1B 2B		3B 1B		4	1	2	1	0	0	0				
Andre Dawson, R OBP: 0.318, SLG: 0.328 (1, 8)	5-3			6-3		F8				3	0	0	0	0	0	1				
Ellis Valentine, R OBP: 0.337, SLG: 0.402 (1, 9)		F9		5-3			5-3 1B			3	0	1	1	0	0	0				
Earl Williams, R OBP: 0.294, SLG: 0.412 (1, 3)		F9			FC6-4 1B	5-3				3	0	1	0	0	0	1				
Larry Parrish, R OBP: 0.282, SLG: 0.347 (1, 5)		5-3			FC6-4 1B	K				3	1	0	0	0	1	2				
Pete Mackanin, R OBP: 0.256, SLG: 0.337 (1, 4)			5-3		G3		F7			3	0	0	0	0	0	1				
Barry Foote, R OBP: 0.268, SLG: 0.343 (1, 2)			3-1 2B			BB 1B	P6			3	0	2	1	0	0	0				
Larry Landreth, R OBP: 0.252, SLG: 0.373 (4, 1)			3-1			2H 1B	F8			1	0	0	0	0	0	1				
Bill Atkinson, L OBP: 0.225, SLG: 0.168 (5, Ph)					FC5-4 BB					0	0	0	0	0	0	0				
Andre Thornton, R OBP: 0.225, SLG: 0.168 (5, Ph)										0	0	0	0	0	0	0				
Chip Lang, R OBP: 0.282, SLG: 0.344 (7, Ph)										0	0	0	0	0	0	0				
Gary Roenicke, R OBP: 0.282, SLG: 0.344 (7, Ph)										0	0	0	0	0	0	0				
Chuck Taylor, R OBP: 0.282, SLG: 0.344 (7, Ph)										0	0	0	0	0	0	0				
Inning Stats	R: 0 E: 0 K: 0 S: 3	H: 0 LOB: 0 BB: 0 P: 3	R: 0 E: 0 K: 0 S: 3	H: 0 LOB: 0 BB: 0 P: 3	R: 0 E: 0 K: 0 S: 4	H: 1 LOB: 1 BB: 0 P: 4	R: 0 E: 0 K: 0 S: 3	H: 0 LOB: 0 BB: 0 P: 3	R: 1 E: 0 K: 1 S: 5	H: 2 LOB: 2 BB: 1 P: 9	R: 1 E: 0 K: 0 S: 7	H: 2 LOB: 1 BB: 0 P: 7	R: 0 E: 0 K: 0 S: 3	H: 0 LOB: 0 BB: 0 P: 3	R: 1 E: 0 K: 0 S: 2	H: 2 LOB: 1 BB: 0 P: 2	1B: 4 2B: 2 3B: 1 HR: 0	SF: 0 SAC: 0 DP: 0 HBP: 0	WP: 1 PB: 0 CS: 0	PA: 29
PITCHER Jon Matlack, L ERA: 2.83 (1, 1)	IP: 7.0 WLS: W BF: 29 H: 7 R: 3 ER: 3 SO: 1 BB: 1 IBB: 0 HBP: 0 BLK: 0 WP: 1 HR: 0 S: 30 P: 34 ERA: 3.86 WHIP: 1.143															PITCHER				

AB	28
R	3
H	7
RBI	3
BB	1
SO	1
LOB	9



Batter	1	2	3	4	5	6	7	8	9	AB	R	H	RBI	BB	SO	LOB	BOTTOM	
Lee Mazzilli, S OBP: 0.371, SLG: 0.368 (1, 8)	K		E3 HR	K		1B HR HBP		BB		3	2	0	0	1	2	3	Montreal Expos @ New York Mets Shea Stadium, Flushing, NY Mon Sep 27 1976, 7:05 PM EDT Att: 2,929 - Unknown	
Felix Milan, R OBP: 0.346, SLG: 0.350 (1, 4)			SF8	P4		HR 1B	P5			4	1	2	1	0	0	4		
John Milner, L OBP: 0.363, SLG: 0.455 (1, 7)	F7		HR		G3	HR				4	2	2	6	0	0	1		
Ed Kranepool, L OBP: 0.342, SLG: 0.403 (1, 3)	L3		P5			BB	E4 2B			3	1	0	0	1	0	1		
Dave Kingman, R OBP: 0.279, SLG: 0.514 (1, 9)		F8		K	K		2B			4	0	1	1	0	2	1		
Jerry Grote, R OBP: 0.355, SLG: 0.371 (1, 2)		4-3		FC 1B	G3	6-3				4	1	1	0	0	0	2		
Bud Harrelson, S OBP: 0.350, SLG: 0.291 (1, 6)		K		1B FC		G3	BB 1B			4	1	2	0	0	1	0		
Roy Staiger, R OBP: 0.283, SLG: 0.280 (1, 5)			6-3	FC 1B		F7	F8			4	0	0	0	0	0	3		
Jon Matlack, L OBP: 0.277, SLG: 0.212 (1, 1)			E SF8 1B	WP 1B		1B HR 1B	F8			4	2	3	1	0	0	1		
Inning Stats	R: 0 E: 0 K: 1 S: 6	H: 1 LOB: 1 BB: 0 P: 6	R: 0 E: 0 K: 1 S: 5	H: 0 LOB: 0 BB: 0 P: 5	R: 3 E: 1 K: 0 S: 6	H: 2 LOB: 0 BB: 0 P: 6	R: 2 E: 0 K: 2 S: 11	H: 3 LOB: 2 BB: 0 P: 11	R: 0 E: 0 K: 1 S: 5	H: 0 LOB: 1 BB: 1 P: 9	R: 5 E: 1 K: 0 S: 8	H: 4 LOB: 1 BB: 0 P: 9	R: 0 E: 0 K: 0 S: 4	H: 1 LOB: 2 BB: 1 P: 8	1B: 8 2B: 1 3B: 0 HR: 2	SF: 1 SAC: 0 DP: 0 HBP: 1		WP: 1 PB: 0 CS: 0
PITCHER Larry Landreth, R ERA: 4.09 (1, 1)	IP: 3.1 WLS: L BF: 18 H: 6 R: 5 ER: 2 SO: 3 BB: 0 IBB: 0 HBP: 0 BLK: 0 WP: 1 HR: 1 S: 24 P: 24 ERA: 5.40 WHIP: 1.800															PITCHER		
Bill Atkinson, R ERA (4, 1)	0.2	2	0	0	0	1	0	0	0	0	1	0	4	4	0.00	0.000		
Chip Lang, R ERA: 4.3 (5, 1)	2.0	13	4	5	4	1	1	0	1	0	1	13	18	18.00	2.500			
Chuck Taylor, R ERA: 4.7 (7, 1)	1.0	5	1	0	0	0	1	0	0	0	0	4	8	0.00	2.000			



Batter	1	2	3	4	5	6	7	8	9	AB	R	H	RBI	BB	SO	LOB	TOP																
Del Unser, L OBP: 0.273, SLG: 0.362 (1, 7)										4	1	0	0	1	1	2																	
Tim Foli, R OBP: 0.281, SLG: 0.368 (1, 6)										4	1	1	1	1	0	0	1																
Andre Dawson, R OBP: 0.329, SLG: 0.354 (1, 8)										4	1	2	0	0	1	0																	
Ellis Valentine, R OBP: 0.342, SLG: 0.407 (1, 9)										4	0	3	3	0	0	0																	
Earl Williams, R OBP: 0.291, SLG: 0.408 (1, 3)										4	0	0	0	0	1	4																	
Larry Parrish, R OBP: 0.283, SLG: 0.350 (1, 5)										4	0	2	0	0	0	2																	
Barry Foote, R OBP: 0.268, SLG: 0.342 (1, 2)										4	0	1	0	0	1	3																	
Pepe Frias, R OBP: 0.230, SLG: 0.253 (1, 4)										3	1	1	0	0	2	1																	
Joe Keener, R Clay Kirby, R Wayne Carrillo, R Steve Dunning, R Mike Jorgensen, L Joe Kerrigan, R (1, 1) (5, 1) (7, PH) (7, 1) (9, PH) (9, 1)										1	0	0	0	0	1	1																	
Inning Stats	R: 0 E: 0 K: 1 S: 5	H: 0 LOB: 0 BB: 0 P: 5	R: 0 E: 0 K: 0 S: 4	H: 1 LOB: 1 BB: 0 P: 4	R: 2 E: 0 K: 1 S: 8	H: 3 LOB: 2 BB: 1 P: 12	R: 0 E: 0 K: 2 S: 8	H: 1 LOB: 0 BB: 0 P: 8	R: 0 E: 0 K: 0 S: 3	H: 1 LOB: 1 BB: 0 P: 3	R: 0 E: 0 K: 0 S: 4	H: 1 LOB: 1 BB: 0 P: 4	R: 2 E: 0 K: 1 S: 8	H: 3 LOB: 1 BB: 0 P: 8	R: 0 E: 0 K: 2 S: 7	H: 0 LOB: 1 BB: 1 P: 11	1B: 8 2B: 2 3B: 0 HR: 0	SF: 1 SAC: 2 DP: 0 HBP: 0	WP: 0 PB: 0 SB: 2 CS: 2	PA: 38													
PITCHER	IP WLS BF H R ER SO BB IBB HBP BLK WP HR S P ERA WHIP																																
Nino Espinosa, R ERA: 3.89 (1, 1)	7.0	30	9	4	2	4	1	0	0	0	0	0	0	37	41	2.57	1.429																
Skip Lockwood, R ERA: 2.7 (8, 1)	2.0	W	8	1	0	0	3	1	0	0	0	0	0	13	17	0.00	1.000																

Montreal Expos @ New York Mets
Shea Stadium, Flushing, NY
Tue Sep 28 1976, 7:05 PM EDT
Unknown

AB 33
R 4
H 10
RBI 4
BB 2
SO 7
LOB 15

Batter	1	2	3	4	5	6	7	8	9	AB	R	H	RBI	BB	SO	LOB	BOTTOM																
Bruce Boisclair, L OBP: 0.349, SLG: 0.373 (1, 8)										3	2	1	0	2	1	0																	
Felix Milten, R OBP: 0.348, SLG: 0.350 (1, 4)										3	1	1	1	0	0	0																	
Jim Dwyer, L OBP: 0.269, SLG: 0.229 (9, PH)										1	0	1	0	0	0	0																	
John Milner, L OBP: 0.363, SLG: 0.453 (1, 7)										4	0	1	0	1	0	2																	
Ed Kranepool, L OBP: 0.345, SLG: 0.413 (1, 3)										5	1	3	2	0	0	2																	
Dave Kingman, R OBP: 0.280, SLG: 0.512 (1, 9)										2	0	0	0	2	0	1																	
Roy Staiger, R OBP: 0.283, SLG: 0.280 (1, 5)										4	0	1	0	0	0	3																	
Mike Phillips, L OBP: 0.315, SLG: 0.363 (1, 6)										4	0	2	0	0	1	0																	
Ron Hodges, L OBP: 0.339, SLG: 0.342 (1, 2)										4	0	0	0	0	1	4																	
Nino Espinosa, R Skip Lockwood, R Billy Baldwin, L OBP: 0.400, SLG: 0.389 OBP: 0.292, SLG: 0.545 (1, 1) (8, 1) (9, PH)										2	1	0	0	1	0	3																	
Inning Stats	R: 0 E: 0 K: 0 S: 3	H: 1 LOB: 1 BB: 0 P: 3	R: 0 E: 0 K: 1 S: 7	H: 2 LOB: 3 BB: 1 P: 11	R: 0 E: 0 K: 0 S: 3	H: 0 LOB: 2 BB: 2 P: 12	R: 3 E: 1 K: 0 S: 4	H: 1 LOB: 0 BB: 2 P: 12	R: 0 E: 0 K: 0 S: 3	H: 1 LOB: 0 BB: 0 P: 3	R: 0 E: 0 K: 1 S: 5	H: 0 LOB: 0 BB: 0 P: 5	R: 1 E: 0 K: 1 S: 6	H: 1 LOB: 3 BB: 1 P: 9	R: 1 E: 0 K: 0 S: 5	H: 3 LOB: 3 BB: 1 P: 9	1B: 9 2B: 1 3B: 0 HR: 1	SF: 0 SAC: 0 DP: 2 HBP: 1	WP: 0 PB: 0 SB: 0 CS: 0	PA: 40													
PITCHER	IP WLS BF H R ER SO BB IBB HBP BLK WP HR S P ERA WHIP																																
Joe Keener, R ERA: 10.38 (1, 1)	4.0	21	4	3	1	1	0	0	0	0	0	0	0	6	6	0.00	1.000																
Clay Kirby, R ERA: 5.72 (5, 1)	2.0	6	2	0	0	0	0	0	0	0	0	0	0	6	6	0.00	1.000																
Steve Dunning, R ERA: 4.34 (7, 1)	2.0	7	1	1	1	2	0	0	0	0	1	11	11	4.50	0.500																		
Joe Kerrigan, R ERA: 3.88 (9, 1)	0.2	L	6	3	1	1	0	1	0	0	0	5	9	13.50	6.000																		


Montreal Expos @ New York Mets
Shea Stadium, Flushing, NY
Tue Sep 28 1976, 7:05 PM EDT
Unknown

AB 33
R 5
H 10
RBI 3
BB 6
SO 3
LOB 15

Batter	1	2	3	4	5	6	7	8	9	AB	R	H	RBI	BB	SO	LOB	TOP			
Tim Foli, R OBP: 0.279, SLG: 0.365 Wayne Garrett, L OBP: 0.357, SLG: 0.304	F7		K	SF8			5-3		IBB	3	0	1	0	1	0	0				
Del Unser, L OBP: 0.272, SLG: 0.360	F7		1B	2-3			F8		P6	5	1	1	0	0	0	5				
Andre Dawson, R OBP: 0.307, SLG: 0.329	1-6-3		E7	1-3	1-3		P4		FC5	5	1	0	0	0	0	4				
Ellis Valentine, R OBP: 0.344, SLG: 0.408		F8	1B						P4	4	0	2	2	0	0	0				
Earl Williams, R OBP: 0.288, SLG: 0.403 Mike Jorgensen, L OBP: 0.353, SLG: 0.348	6-3		F8				F9		5-3	4	0	0	0	0	0	2				
Larry Parrish, R OBP: 0.285, SLG: 0.356							F9		F7	3	2	1	1	1	0	1				
Barry Foote, R OBP: 0.270, SLG: 0.342										3	0	1	0	1	0	1				
Pepe Frias, R OBP: 0.240, SLG: 0.263										4	0	2	0	0	0	1				
Gerry Hannahs, L OBP: 0.375, SLG: 0.375 Woodie Fryman, R OBP: 0.125, SLG: 0.127			K				6-3		SH1-3	3	0	1	0	0	1	0				
Inning Stats	R: 0 E: 0 K: 0 S: 3	H: 0 LOB: 0 BB: 0 P: 3	R: 1 E: 0 K: 0 S: 4	H: 1 LOB: 1 BB: 1 P: 8	R: 2 E: 1 K: 2 S: 10	H: 2 LOB: 1 BB: 0 P: 10	R: 1 E: 0 K: 0 S: 5	H: 2 LOB: 2 BB: 1 P: 9	R: 0 E: 0 K: 0 S: 4	H: 1 LOB: 1 BB: 0 P: 4	R: 0 E: 0 K: 0 S: 3	H: 0 LOB: 0 BB: 0 P: 3	R: 0 E: 0 K: 0 S: 3	H: 0 LOB: 0 BB: 0 P: 3	R: 0 E: 0 K: 0 S: 5	H: 2 LOB: 3 BB: 1 P: 9	1B: 7 2B: 0 3B: 0 HR: 1	SF: 1 SAC: 1 DP: 0 HBP: 0	WP: 0 PB: 0 SB: 0 CS: 0	PA: 39
PITCHER	IP	WLS	BF	H	R	ER	SO	BB	IBB	HBP	BLK	WP	HR	S	P	ERA	WHIP			
Bob Myrick, L ERA: 3.25	3.1	L	18	5	4	2	2	2	0	0	0	0	1	20	28	5.40	2.100			
Rick Baldwin, R ERA: 2.39	3.2		12	1	0	0	0	0	0	0	0	0	0	12	12	0.00	0.273			
Bob Apodaca, R ERA: 2.81	2.0		9	2	0	0	0	0	1	0	0	0	0	8	12	0.00	1.000			

Montreal Expos @ New York Mets
Shea Stadium, Flushing, NY
Tue Sep 28 1976, 7:05 PM EDT
Att: 6,372 - Unknown


AB 34
R 4
H 8
RBI 4
BB 3
SO 2
LOB 14



Batter	1	2	3	4	5	6	7	8	9	AB	R	H	RBI	BB	SO	LOB	BOTTOM					
Lee Mazzilli, S OBP: 0.347, SLG: 0.344	K		F7				SF8		P6	4	0	1	0	1	1	1						
Mike Vail, R OBP: 0.245, SLG: 0.273			6-3				5-3		K	4	0	1	0	0	1	3						
Joe Torre, R OBP: 0.358, SLG: 0.406	P3						F3		P3	3	1	0	0	1	0	1						
John Stearns, R OBP: 0.376, SLG: 0.396							G3			1	0	0	0	3	0	1						
Roy Staiger, R OBP: 0.282, SLG: 0.279							F7		K	4	0	1	1	0	1	3						
Pepe Mangual, R OBP: 0.381, SLG: 0.328							F7		E6	4	0	2	0	0	0	2						
Bud Harrelson, S OBP: 0.349, SLG: 0.293							F7		L8	4	0	1	0	0	0	4						
Mike Phillips, L OBP: 0.315, SLG: 0.363 Jerry Grote, R OBP: 0.354, SLG: 0.370							F9		F8	3	0	1	0	0	0	2						
Bob Myrick, R										1	0	0	0	0	1	1						
Rick Baldwin, L OBP: 0.333, SLG: 0.333 Dave Kingman, R OBP: 0.282, SLG: 0.512 Bob Apodaca, R OBP: 0.176, SLG: 0.188 John Milner, L OBP: 0.382, SLG: 0.452			K				K		F8	1	0	0	0	0	1	0						
Inning Stats	R: 0 E: 0 K: 1 S: 5	H: 1 LOB: 0 BB: 0 P: 5	R: 0 E: 0 K: 0 S: 3	H: 1 LOB: 1 BB: 1 P: 7	R: 0 E: 0 K: 1 S: 6	H: 1 LOB: 1 BB: 0 P: 6	R: 1 E: 1 K: 0 S: 4	H: 1 LOB: 1 BB: 1 P: 8	R: 0 E: 0 K: 1 S: 5	H: 0 LOB: 0 BB: 0 P: 5	R: 0 E: 0 K: 0 S: 3	H: 0 LOB: 1 BB: 1 P: 7	R: 1 E: 0 K: 1 S: 7	H: 2 LOB: 2 BB: 1 P: 11	R: 0 E: 1 K: 1 S: 6	H: 0 LOB: 2 BB: 1 P: 10	R: 0 E: 0 K: 0 S: 3	H: 0 LOB: 0 BB: 0 P: 3	1B: 4 2B: 2 3B: 0 HR: 0	SF: 1 SAC: 0 DP: 0 HBP: 0	WP: 0 PB: 0 SB: 0 CS: 1	PA: 37
PITCHER	IP	WLS	BF	H	R	ER	SO	BB	IBB	HBP	BLK	WP	HR	S	P	ERA	WHIP					
Gerry Hannahs, L ERA: 6.75	6.0	W	24	5	2	1	3	3	0	0	0	0	0	27	39	1.50	1.333					
Woodie Fryman, L ERA: 3.2	3.0	S	13	1	0	0	2	2	0	0	0	0	0	15	23	0.00	1.000					

Montreal Expos @ New York Mets
Shea Stadium, Flushing, NY
Tue Sep 28 1976, 7:05 PM EDT
Att: 6,372 - Unknown

AB 31
R 1
H 6
RBI 2
BB 5
SO 5
LOB 18



Batter	1	2	3	4	5	6	7	8	9	AB	R	H	RBI	BB	SO	LOB	TOP					
Del Unser, L OBP: 0.271, SLG: 0.359 (1.7)										5	1	1	0	0	2	3						
Andre Dawson, R OBP: 0.308, SLG: 0.342 (1.8)										3	0	1	1	0	0	0						
Mike Jorgensen, L OBP: 0.352, SLG: 0.344 (1.3)										3	1	0	0	1	1	2						
Ellis Valentine, R OBP: 0.346, SLG: 0.420 (1.9)										4	2	2	2	0	0	0						
Larry Parrish, R OBP: 0.284, SLG: 0.354 (1.5)										3	1	0	0	1	0	0						
Wayne Garrett, L OBP: 0.356, SLG: 0.310 (1.4)										4	1	1	4	0	0	0						
Barry Foote, R OBP: 0.270, SLG: 0.341 (1.2)										4	0	1	0	0	0	0						
Pepe Frias, R OBP: 0.259, SLG: 0.282 (1.6)										4	1	3	0	0	0	0						
Steve Rogers, R OBP: 0.160, SLG: 0.149 (1.1)										3	0	0	0	0	0	3						
Inning Stats	R: 0 E: 0 K: 2 S: 7	H: 0 LOB: 0 BB: 0 P: 7	R: 0 E: 0 K: 0 S: 3	H: 0 LOB: 0 BB: 0 P: 3	R: 0 E: 0 K: 0 S: 3	H: 0 LOB: 0 BB: 0 P: 3	R: 4 E: 0 K: 0 S: 5	H: 2 LOB: 0 BB: 2 P: 13	R: 1 E: 0 K: 0 S: 5	H: 2 LOB: 1 BB: 0 P: 5	R: 0 E: 0 K: 0 S: 3	H: 0 LOB: 0 BB: 0 P: 3	R: 0 E: 0 K: 0 S: 3	H: 1 LOB: 0 BB: 0 P: 3	R: 2 E: 0 K: 0 S: 5	H: 2 LOB: 0 BB: 0 P: 5	R: 0 E: 0 K: 1 S: 7	H: 2 LOB: 2 BB: 0 P: 7	1B: 6 2B: 1 3B: 0 HR: 2	SF: 0 SAC: 2 DP: 1 HBP: 0	WP: 0 PB: 0 CS: 0	PA: 37
PITCHER	IP	WLS	BF	H	R	ER	SO	BB	IBB	HBP	BLK	WP	HR	S	P	ERA	WHIP					
Tom Seaver, R ERA: 2.59 (1.1)	8.0	L	32	7	7	7	2	2	0	0	0	0	2	34	42	7.88	1.125					
Craig Swan, R ERA: 3.52 (9.1)	1.0		5	2	0	0	1	0	0	0	0	0	0	7	7	0.00	2.000					

Montreal Expos @ New York Mets
Shea Stadium, Flushing, NY
Wed Sep 29 1976, 7:05 PM EDT
Att: 27,903 - Unknown

AB 33
R 7
H 9
RBI 7
BB 2
SO 3
LOB 8

Batter	1	2	3	4	5	6	7	8	9	AB	R	H	RBI	BB	SO	LOB	BOTTOM					
Lee Mazzilli, S OBP: 0.350, SLG: 0.348 (1.8)										5	0	2	1	0	1	2						
Felix Milan, R OBP: 0.346, SLG: 0.349 (1.4)										5	0	1	0	0	0	3						
John Milner, L OBP: 0.365, SLG: 0.450 (1.7)										2	1	0	0	3	0	2						
Ed Kranepool, L OBP: 0.345, SLG: 0.411 (1.3)										4	0	1	0	1	1	3						
Dave Kingman, R OBP: 0.283, SLG: 0.511 (1.9)										5	0	2	0	0	1	6						
Jerry Grote, R OBP: 0.350, SLG: 0.365 (1.2)										4	0	0	0	0	2	3						
Roy Staiger, R OBP: 0.282, SLG: 0.276 (1.5)										3	1	0	0	1	0	1						
Bud Harrelson, S OBP: 0.350, SLG: 0.291 (1.6)										2	0	0	0	2	0	1						
Tom Seaver, R OBP: 0.176, SLG: 0.085 (1.1)										3	0	0	0	0	0	3						
Craig Swan, R OBP: 0.195, SLG: 0.108 (9.1)										0	0	0	0	0	0	0						
Bruce Bolesclair, L OBP: 0.351, SLG: 0.375 (9. PH)										1	0	1	0	0	0	0						
Inning Stats	R: 0 E: 0 K: 1 S: 6	H: 1 LOB: 2 BB: 1 P: 10	R: 1 E: 0 K: 1 S: 6	H: 1 LOB: 2 BB: 2 P: 14	R: 0 E: 0 K: 0 S: 4	H: 1 LOB: 1 BB: 0 P: 4	R: 0 E: 0 K: 1 S: 5	H: 0 LOB: 1 BB: 1 P: 9	R: 1 E: 0 K: 1 S: 6	H: 1 LOB: 1 BB: 1 P: 10	R: 0 E: 0 K: 0 S: 3	H: 0 LOB: 0 BB: 0 P: 3	R: 0 E: 0 K: 0 S: 3	H: 0 LOB: 1 BB: 1 P: 7	R: 0 E: 0 K: 0 S: 4	H: 1 LOB: 1 BB: 0 P: 4	R: 0 E: 1 K: 1 S: 7	H: 2 LOB: 3 BB: 1 P: 11	1B: 7 2B: 0 3B: 0 HR: 0	SF: 0 SAC: 0 DP: 0 HBP: 0	WP: 2 PB: 0 CS: 0	PA: 41
PITCHER	IP	WLS	BF	H	R	ER	SO	BB	IBB	HBP	BLK	WP	HR	S	P	ERA	WHIP					
Steve Rogers, R ERA: 3.25 (1.1)	9.0	W	41	7	2	2	5	7	0	0	0	2	0	44	72	2.00	1.556					

Montreal Expos @ New York Mets
Shea Stadium, Flushing, NY
Wed Sep 29 1976, 7:05 PM EDT
Att: 27,903 - Unknown

AB 34
R 2
H 7
RBI 1
BB 7
SO 5
LOB 24

Batter	1	2	3	4	5	6	7	8	9	AB	R	H	RBI	BB	SO	LOB	TOP										
Lee Mazzilli, S OBP: 0.333, SLG: 0.329	0-0 6-3		0-0 P6		0-0 L7			0-0 1-3		4	0	0	0	0	0	0	New York Mets @ Philadelphia Phillies Veterans Stadium, Philadelphia, PA Fri Oct 01 1976, 7:05 PM EDT Att: 23,084 - Unknown										
Felix Milten, R OBP: 0.344, SLG: 0.346	0-0 1-5-3		0-0 4-3			0-0 1-3		0-0 6-3		4	0	0	0	0	0												
John Milner, L OBP: 0.366, SLG: 0.451	0-0 1B			0-0 CS BB 1B		0-0 P4		0-3 K		4	0	2	0	0	1	0											
Dave Kingman, R OBP: 0.285, SLG: 0.509	0-3 K			4-0 CS BB 1-2 E		4-0 BB		0-3 K		2	1	0	0	2	2	1											
Mike Vail, R OBP: 0.240, SLG: 0.268 Bruce Boisclair, L OBP: 0.350, SLG: 0.374		0-0 F9		0-3 K		0-0 F9		0-3 K		3	0	0	0	0	1	3											
John Stearns, R OBP: 0.381, SLG: 0.400		0-0 FC6-4 1B		0-0 E7 2H 1B		0-0 6-3		0-0 5-3		4	0	2	1	0	0	0											
Roy Staiger, R OBP: 0.279, SLG: 0.274		0-0 FC6-4 1-2		0-0 P4		0-0 P6				3	0	0	0	0	0	2											
Bud Harrelson, S OBP: 0.350, SLG: 0.292		0-0 F7			0-3 K		0-0 1B			3	0	1	0	0	1	1											
Jerry Koosman, R OBP: 0.235, SLG: 0.241			0-0 5-3		0-0 6-3		0-0 F8			3	0	0	0	0	0	1											
Inning Stats	R: 0 E: 0 K: 1 S: 6	H: 1 LOB: 1 BB: 0 P: 6	R: 0 E: 0 K: 0 S: 4	H: 1 LOB: 1 BB: 0 P: 4	R: 0 E: 0 K: 0 S: 3	H: 0 LOB: 0 BB: 0 P: 3	R: 1 E: 1 K: 1 S: 6	H: 2 LOB: 1 BB: 1 P: 10	R: 0 E: 0 K: 1 S: 5	H: 0 LOB: 0 BB: 0 P: 5	R: 0 E: 0 K: 0 S: 3	H: 0 LOB: 1 BB: 1 P: 7	R: 0 E: 0 K: 0 S: 4	H: 1 LOB: 1 BB: 0 P: 4	R: 0 E: 0 K: 1 S: 5	H: 0 LOB: 0 BB: 0 P: 5		R: 0 E: 0 K: 2 S: 7	H: 0 LOB: 0 BB: 0 P: 7	1B: 5 2B: 1 3B: 0 HR: 0	SF: 0 SAC: 0 DP: 1 HBP: 0	WP: 0 PB: 0 SB: 0 CS: 2	PA: 33				
PITCHER	IP	WLS	BF	H	R	ER	SO	BB	IBB	HBP	BLK	WP	HR	S	P	ERA	WHIP										
Tom Underwood, L ERA: 3.53	(1, 1)	6.0	23	4	1	1	3	2	0	0	0	0	0	27	35	1.50	1.000										
Ron Reed, R ERA: 2.46	(7, 1)	2.0	7	1	0	0	1	0	0	0	0	0	0	9	9	0.00	0.500										
Gene Garber, R ERA: 2.82	(9, 1)	1.0	W	3	0	0	0	2	0	0	0	0	0	7	7	0.00	0.000										

Batter	1	2	3	4	5	6	7	8	9	AB	R	H	RBI	BB	SO	LOB	BOTTOM										
Rick Bosetti, R OBP: 0.333, SLG: 0.286	0-0 1-3	0-0 CS	0-0 6-3		0-3 K			0-0 1B		4	0	1	0	0	1	0	New York Mets @ Philadelphia Phillies Veterans Stadium, Philadelphia, PA Fri Oct 01 1976, 7:05 PM EDT Att: 23,084 - Unknown										
Jerry Martin, R OBP: 0.290, SLG: 0.336	0-3 K		0-0 F7		0-3 K		0-3 K		4	0	0	0	0	3	2												
Mike Schmidt, R OBP: 0.375, SLG: 0.525 Gene Garber, R OBP: 0.444, SLG: 0.286	0-0 1B 1B		0-0 2B		0-3 K		0-3 K		4	1	2	0	0	2	2												
Ollie Brown, R OBP: 0.347, SLG: 0.379	0-0 1B 1-3 1B		0-0 6-3		0-0 F8		0-3 K		4	0	1	0	0	1	1												
Dick Allen, R OBP: 0.343, SLG: 0.481 John Vukovich, R OBP: 0.125, SLG: 0.500	0-0 1B 1-2 3H 1B			0-3 K		0-0 E5 G6-4-3		0-0 HR		2	0	1	1	0	1	0											
Bob Boone, R OBP: 0.346, SLG: 0.366	0-3 K			0-0 F8		0-0 G6-4-3 1-2		0-0 F8		3	0	0	0	0	1	3											
Terry Harmon, R OBP: 0.333, SLG: 0.400		0-3 K		0-3 K		0-0 F8				3	0	0	0	0	2	0											
Fred Andrews, R OBP: 0.778, SLG: 0.667		0-0 CS 1B		0-0 F3		0-0 1B 1B				3	0	2	0	0	0	0											
Tom Underwood, R OBP: 0.163, SLG: 0.109 Ron Reed, R OBP: 0.167, SLG: 0.208 Bill Nahorodny, R OBP: 0.200, SLG: 0.400 Tom Hutton, L OBP: 0.344, SLG: 0.285		0-0 L7		0-0 F9		0-0 F9				2	0	0	0	0	0	0											
Inning Stats	R: 1 E: 0 K: 2 S: 10	H: 3 LOB: 2 BB: 0 P: 10	R: 0 E: 0 K: 1 S: 5	H: 1 LOB: 0 BB: 0 P: 5	R: 0 E: 0 K: 0 S: 4	H: 1 LOB: 1 BB: 0 P: 4	R: 0 E: 0 K: 2 S: 7	H: 0 LOB: 0 BB: 0 P: 7	R: 0 E: 0 K: 1 S: 5	H: 0 LOB: 0 BB: 0 P: 5	R: 0 E: 0 K: 2 S: 7	H: 0 LOB: 0 BB: 0 P: 7	R: 0 E: 1 K: 0 S: 3	H: 0 LOB: 0 BB: 0 P: 3	R: 0 E: 0 K: 2 S: 9	H: 2 LOB: 2 BB: 0 P: 9		R: 1 E: 0 K: 1 S: 4	H: 1 LOB: 0 BB: 0 P: 4	1B: 6 2B: 1 3B: 0 HR: 1	SF: 0 SAC: 0 DP: 1 HBP: 0	WP: 0 PB: 0 SB: 0 CS: 1	PA: 33				
PITCHER	IP	WLS	BF	H	R	ER	SO	BB	IBB	HBP	BLK	WP	HR	S	P	ERA	WHIP										
Jerry Koosman, L ERA: 2.69	(1, 1)	8.1	L	32	8	2	2	11	0	0	0	0	1	54	54	2.16	0.960										

AB	31
R	1
H	5
RBI	1
BB	2
SO	6
LOB	8



Batter	1	2	3	4	5	6	7	8	9	AB	R	H	RBI	BB	SO	LOB	TOP			
Lee Mazzilli, S OBP: 0.326, SLG: 0.311	L4	F8		3-1			FC6-4 BB		P4	4	0	0	0	1	0	1	New York Mets @ Philadelphia Phillies Veterans Stadium, Philadelphia, PA Sat Oct 02 1976, 7:05 PM EDT Att: 47,095 - Unknown			
Felix Milten, R OBP: 0.341, SLG: 0.343	E4 2B 1B	P4		5-3			FC6-4 G3-6-3			4	1	0	0	0	0	1				
John Milner, L OBP: 0.365, SLG: 0.451	1B 2B		K	4-3			G3-6-3			4	1	1	0	0	1	1				
Ed Kranepool, L OBP: 0.344, SLG: 0.410	2B FC5-2 1B		F8						F8	4	0	1	2	0	0	0				
Dave Kingman, R OBP: 0.285, SLG: 0.508	FC5-2 1B 2B		K 1B 1B						F8	4	2	1	0	0	2	0				
John Stearns, R OBP: 0.376, SLG: 0.394	FC5-2 1B		1B 1-3						P3	4	0	1	0	0	1	2				
Roy Staiger, R OBP: 0.376, SLG: 0.277	FC5-4 1B		BB 1B				5-3		F3	4	0	2	2	0	0	0				
Bud Harrelson, S OBP: 0.352, SLG: 0.298	FC5-4		FC6-4 BB				L8		3B	3	0	1	0	1	0	2				
Jon Matlack, L OBP: 0.268, SLG: 0.205			K	FC6-4			K		1-3	3	0	0	0	0	2	3				
Mike Vail, R OBP: 0.238, SLG: 0.266										1	0	0	0	0	0	1				
Inning Stats	R: 3 E: 1 K: 0 S: 8	H: 4 LOB: 2 BB: 0 P: 8	R: 0 E: 0 K: 1 S: 5	H: 0 LOB: 0 BB: 0 P: 5	R: 1 E: 0 K: 2 S: 10	H: 2 LOB: 3 BB: 1 P: 14	R: 0 E: 0 K: 0 S: 3	H: 0 LOB: 0 BB: 0 P: 3	R: 0 E: 0 K: 2 S: 7	H: 0 LOB: 0 BB: 0 P: 7	R: 0 E: 0 K: 1 S: 5	H: 0 LOB: 0 BB: 1 P: 6	R: 0 E: 0 K: 0 S: 3	H: 0 LOB: 0 BB: 0 P: 3	R: 0 E: 0 K: 0 S: 4	H: 1 LOB: 1 BB: 0 P: 4	1B: 4 2B: 2 3B: 1 HR: 0	SF: 0 SAC: 0 DP: 1 HBP: 0	WP: 0 PB: 1 SB: 0 CS: 0	PA: 37
PITCHER	IP	WLS	BF	H	R	ER	SO	BB	IBB	HBP	BLK	WP	HR	S	P	ERA	WHIP			
Jim Lonborg, R ERA: 3.08	(1, 1)	8.0	W	33	6	4	1	6	2	0	0	0	0	43	51	1.12	1.000			
Tug McGraw, L ERA: 2.5	(9, 1)	1.0	S	4	1	0	0	0	0	0	0	0	0	4	4	0.00	1.000			

AB	35
R	4
H	7
RBI	4
BB	2
SO	6
LOB	11



Batter	1	2	3	4	5	6	7	8	9	AB	R	H	RBI	BB	SO	LOB	BOTTOM			
Dave Cash, R OBP: 0.335, SLG: 0.344	FC6-4 1B		FC6-4 1B		SH1-3 1B	CS BB		2H 1B		4	1	4	1	1	0	0	New York Mets @ Philadelphia Phillies Veterans Stadium, Philadelphia, PA Sat Oct 02 1976, 7:05 PM EDT Att: 47,095 - Unknown			
Rick Bosetti, R OBP: 0.316, SLG: 0.333	K		FC6-4 2B		SH1-3	CS	2B	K		4	1	1	0	0	2	3				
Mike Schmidt, R OBP: 0.375, SLG: 0.526	K		2B		CS 1B IBB		F9			3	1	1	1	1	1	2				
Ollie Brown, R OBP: 0.350, SLG: 0.386	FC6-4		WP 2H 2B		1B 2H		P6			4	0	2	2	0	0	2				
Bob Boone, R OBP: 0.348, SLG: 0.366		HR 1B	K		K		IBB			3	1	1	0	1	2	3				
Jerry Martin, R OBP: 0.289, SLG: 0.358		HR	K		5-3		F8			4	1	1	2	0	1	3				
Bobby Tolan, L OBP: 0.285, SLG: 0.343		K		G1		E6 1B SH1-3		1B 1B		4	2	1	0	0	1	0				
Larry Bowa, S OBP: 0.283, SLG: 0.302		K		5-3		SH1-3 1B		F9		4	0	1	0	0	1	1				
Jim Lonborg, R OBP: 0.233, SLG: 0.179			F9		K		SH1-3		F7	2	0	0	1	0	1	0				
Terry Harmon, R OBP: 0.328, SLG: 0.393										1	0	0	0	0	0	1				
Inning Stats	R: 0 E: 0 K: 2 S: 8	H: 1 LOB: 1 BB: 0 P: 8	R: 2 E: 0 K: 2 S: 9	H: 2 LOB: 0 BB: 0 P: 9	R: 2 E: 0 K: 2 S: 10	H: 3 LOB: 1 BB: 0 P: 10	R: 0 E: 0 K: 1 S: 5	H: 0 LOB: 0 BB: 0 P: 5	R: 1 E: 0 K: 1 S: 6	H: 2 LOB: 1 BB: 1 P: 10	R: 1 E: 1 K: 0 S: 4	H: 1 LOB: 1 BB: 1 P: 8	R: 0 E: 0 K: 0 S: 4	H: 1 LOB: 2 BB: 1 P: 8	R: 1 E: 0 K: 1 S: 7	H: 2 LOB: 1 BB: 0 P: 7	1B: 8 2B: 3 3B: 0 HR: 1	SF: 0 SAC: 2 DP: 0 HBP: 0	WP: 1 PB: 0 SB: 1 CS: 2	PA: 39
PITCHER	IP	WLS	BF	H	R	ER	SO	BB	IBB	HBP	BLK	WP	HR	S	P	ERA	WHIP			
Jon Matlack, L ERA: 2.95	(1, 1)	8.0	L	38	12	7	6	9	1	2	0	0	1	1	53	6.75	1.625			


AB	33
R	7
H	12
RBI	7
BB	3
SO	9
LOB	15



Batter	1	2	3	4	5	6	7	8	9	AB	R	H	RBI	BB	SO	LOB	TOP					
Lee Mazzilli, S OBP: 0.323, SLG: 0.299	F5		CS BB		F8			FC1-5		3	0	0	0	1	0	2	New York Mets @ Philadelphia Phillies Veterans Stadium, Philadelphia, PA Sun Oct 03 1976, 3:33 AM EDT Att: 25,632 - Unknown					
Felix Milten, R OBP: 0.341, SLG: 0.343	BB E 1B		F9			K		F7		4	0	1	0	0	1	3						
John Milner, L OBP: 0.362, SLG: 0.447	E4 BB		F8			K		L9		4	0	0	0	0	1	3						
Dave Kingman, R OBP: 0.286, SLG: 0.506	G5-4-3 BB			S BB		K			5-3	2	0	0	0	2	1	0						
John Stearns, R OBP: 0.364, SLG: 0.379	G5-4-3			K		K			6-3	4	0	0	0	0	2	4						
Roy Staiger, R OBP: 0.276, SLG: 0.273		5-3		F8		K			K	4	0	0	0	0	2	1						
Pepe Mangual, R OBP: 0.361, SLG: 0.338		HR		K		K				3	1	1	1	0	2	1						
Bud Harrelson, S OBP: 0.351, SLG: 0.298		K			P4			FC1-5 BB 1B		3	0	1	0	0	1	0						
Craig Swan, R OBP: 0.186, SLG: 0.103										2	0	0	0	0	2	0						
Nino Espinosa, R										0	0	0	0	0	0	0						
Mike Vail, R OBP: 0.243, SLG: 0.266										0	0	0	0	1	0	0						
Leon Brown, R OBP: 0.257, SLG: 0.257										0	0	0	0	0	0	0						
Skip Lockwood, R OBP: 0.400, SLG: 0.389										0	0	0	0	0	0	0						
Inning Stats	R: 0 E: 1 K: 0 S: 4	H: 1 LOB: 2 BB: 1 P: 8	R: 1 E: 0 K: 2 S: 8	H: 1 LOB: 0 BB: 0 P: 8	R: 0 E: 0 K: 0 S: 2	H: 0 LOB: 0 BB: 1 P: 6	R: 0 E: 0 K: 2 S: 7	H: 0 LOB: 1 BB: 1 P: 11	R: 0 E: 0 K: 1 S: 5	H: 0 LOB: 0 BB: 0 P: 5	R: 0 E: 0 K: 3 S: 9	H: 0 LOB: 0 BB: 0 P: 9	R: 0 E: 0 K: 3 S: 9	H: 0 LOB: 0 BB: 0 P: 9	R: 0 E: 0 K: 0 S: 4	H: 1 LOB: 2 BB: 1 P: 8	R: 0 E: 0 K: 1 S: 5	H: 0 LOB: 0 BB: 0 P: 5	1B: 2 2B: 0 3B: 0 HR: 1	SF: 0 SAC: 0 DP: 1 HBP: 0	WP: 0 PB: 0 SB: 1 CS: 1	PA: 33
PITCHER Steve Carlton, L ERA: 3.13	IP: 9.0 WLS: W BF: 33	H: 3 R: 1 ER: 1 SO: 12	BB: 4 IBB: 0 HBP: 0 BLK: 0	WP: 0 HR: 1 S: 53 P: 69	ERA: 1.00 WHIP: 0.778	PITCHER																

Batter	1	2	3	4	5	6	7	8	9	AB	R	H	RBI	BB	SO	LOB	BOTTOM			
Dave Cash, R OBP: 0.337, SLG: 0.345	BB 1B	1-H 1B		1-2 2-3 BB		1-3				3	0	2	1	1	0	0	New York Mets @ Philadelphia Phillies Veterans Stadium, Philadelphia, PA Sun Oct 03 1976, 3:33 AM EDT Att: 25,632 - Unknown			
Bobby Tolan, L OBP: 0.285, SLG: 0.342	BB 1B	F5		F9		F7				4	0	1	0	0	0	4				
Mike Schmidt, R OBP: 0.376, SLG: 0.524	K		F8-6-3 BB		F7		6-3 PB BB			2	0	0	0	2	1	2				
Jay Johnstone, L OBP: 0.373, SLG: 0.457	K		P6		F7		F9			4	0	0	0	0	1	4				
Dick Allen, R OBP: 0.346, SLG: 0.480										1	1	0	0	2	0	1				
Tom Hutton, L OBP: 0.342, SLG: 0.282	1-2 2-3 BB		F8-6-3		E S 1B BB		6-3			1	0	0	0	0	0	1				
Ollie Brown, R OBP: 0.350, SLG: 0.383										2	0	0	0	1	1	3				
Jerry Martin, R OBP: 0.287, SLG: 0.355	K			5-3	WP 1B BB		K			1	0	0	0	0	1	1				
Tim McCarver, L OBP: 0.409, SLG: 0.432		FC3-6 BB		4-3	1-2 1B		F5			3	0	1	1	1	0	0				
Larry Bowa, S OBP: 0.283, SLG: 0.301	FC3-6 S 1B			BB 1B	1-2 2-3		F7			4	1	1	0	0	0	3				
Steve Carlton, L OBP: 0.242, SLG: 0.228		F8		BB 1B		4-3		K		4	0	1	0	0	1	1				
Inning Stats	R: 0 E: 0 K: 3 S: 11	H: 2 LOB: 3 BB: 1 P: 15	R: 1 E: 0 K: 0 S: 4	H: 1 LOB: 1 BB: 1 P: 8	R: 0 E: 0 K: 0 S: 2	H: 0 LOB: 0 BB: 1 P: 6	R: 0 E: 0 K: 0 S: 5	H: 2 LOB: 3 BB: 1 P: 9	R: 1 E: 0 K: 0 S: 4	H: 1 LOB: 3 BB: 2 P: 12	R: 0 E: 0 K: 1 S: 3	H: 0 LOB: 0 BB: 0 P: 3	R: 0 E: 0 K: 1 S: 5	H: 0 LOB: 1 BB: 1 P: 9	R: 0 E: 0 K: 1 S: 5	H: 0 LOB: 0 BB: 0 P: 5		1B: 6 2B: 1 3B: 0 HR: 0	SF: 0 SAC: 0 DP: 1 HBP: 0	WP: 1 PB: 1 SB: 2 CS: 0
PITCHER Craig Swan, R ERA: 3.54	IP: 4.2 WLS: L	BF: 25	H: 6 R: 2 ER: 2 SO: 3	BB: 6 IBB: 0 HBP: 0 BLK: 0	WP: 0 HR: 0 S: 25 P: 49	ERA: 3.86 WHIP: 2.571	PITCHER													
Nino Espinosa, R ERA: 3.07	IP: 2.1	WLS: 8	H: 0 R: 0 ER: 0 SO: 1	BB: 1 IBB: 0 HBP: 0 BLK: 0	WP: 1 HR: 0 S: 9 P: 13	ERA: 0.00 WHIP: 0.429														
Skip Lockwood, R ERA: 2.67	IP: 1.0	WLS: 3	H: 0 R: 0 ER: 0 SO: 1	BB: 0 IBB: 0 HBP: 0 BLK: 0	WP: 0 HR: 0 S: 5 P: 5	ERA: 0.00 WHIP: 0.000														

AB 29
R 1
H 3
RBI 1
BB 4
SO 12
LOB 14



AB 29
R 2
H 6
RBI 2
BB 7
SO 5
LOB 20

