New York Mets - 1977

Batter	1	2	3	4	5	6	7	8	9	AB	R	H	RBI	BB	SO	LOB
Lee Mazzilli, S (1, 8) OBP: 0.250, SLG: 0.250	1-3		L7			2B 3-1 1B 1-2	K			4	1	1	0	0	1	2
Felix Millan, R (1, 4)	6-3			6-3		B1	5-3			4	0	0	0	0	0	3
John Milner, L (1, 7) OBP: 0.250, SLG: 0.500	L9			L6		3-1 1B 2B 1-3 2-H		F2		4	1	1	1	0	0	0
Bruce Boisclair, L (8, 7)				K						0	0	0	0	0	0	0
Dave Kingman, R (1, 9) OBP: 0.500, SLG: 0.667		4-3 FC4-2 2B				3-1 1B IBB		P6		3	1	1	0	1	1	0
Ed Kranepool, L (1, 3) OBP: 0.250, SLG: 0.500		4-3 2-3			6-3 2B	3-1 1-2 2-3 3-H		F8		4	0	1	1	0	0	3
John Stearns, R (1, 2) OBP: 0.250, SLG: 0.250		FC4-2 CS 3-H			6-3 2-3	CS 1B 2-H 3-H			6-3	4	0	1	2	0	0	2
Roy Staiger, R (1, 5) OBP: 0.250, SLG: 0.250	CS 1-2	K			K	CS 1-2	1B WP 1B		F8	4	1	1	0	0	2	1
Bud Harrelson, S (1, 6) OBP: 0.250, SLG: 0.250			E3 SH1-4		K		WP 1B 1-3		P5	4	0	1	0	0	1	1
Tom Seaver, R (1, 1)										1	1	0	0	1	1	1
Skip Lockwood, R (8, 1)			SH1-4 1-2			1B 2B BB	K 1-2 3-H			0	0	0	0	0	0	0
Inning Stats	R: 0 E: 0 K: 0 S: 3 H: 0 LOB: 0 BB: 0 P: 3	R: 0 E: 0 K: 0 S: 3 H: 1 LOB: 0 BB: 0 P: 3	R: 0 E: 1 K: 1 S: 7 H: 0 LOB: 1 BB: 0 P: 8	R: 0 E: 0 K: 1 S: 7 H: 0 LOB: 0 BB: 0 P: 9	R: 0 E: 0 K: 2 S: 10 H: 1 LOB: 1 BB: 0 P: 11	R: 4 E: 0 K: 0 S: 5 H: 3 LOB: 0 BB: 2 P: 13	R: 1 E: 0 K: 2 S: 13 H: 2 LOB: 1 BB: 0 P: 14	R: 0 E: 0 K: 0 S: 3 H: 0 LOB: 0 BB: 0 P: 3	R: 0 E: 0 K: 0 S: 3 H: 0 LOB: 0 BB: 0 P: 3	1B: 4 2B: 3 3B: 0 HR: 0 SF: 0 SAC: 1 DP: 0 HBP: 0						

TOP

New York Mets @ Chicago Cubs

Wrigley Field, Chicago, IL

Thu Apr 07 1977, 3:33 AM CST

Att. 39,937 - Sunny - 55 F

livebaseballscorecards.com

AB	32
R	5
H	7
RBI	4
BB	2
SO	6
LOB	13

PITCHER		IP	WLS	BF	H	R	ER	SO	BB	IBB	HBP	BLK	WP	HR	S	P	ERA	WHIP
Ray Burris, R ERA: 6.75	(1, 1)	5.1	L	22	4	4	4	4	1	1	0	0	0	0	33	45	6.75	0.938
Bruce Sutter, R ERA: 5.4	(6, 1)	1.2		7	3	1	1	2	0	0	0	0	1	0	15	16	5.40	1.800
Ramon Hernandez, L ERA:	(8, 1)	2.0		6	0	0	0	0	0	0	0	0	0	0	6	6	0.00	0.000

PITCHER	IP	WLS	BF	H	R	ER	SO	BB	IBB	HBP	BLK	WP	HR	S	P	ERA	WHIP

Batter	1	2	3	4	5	6	7	8	9	AB	R	H	RBI	BB	SO	LOB
Ivan De Jesus, R (1, 6) OBP: 0.250, SLG: 0.250	F4		BB, BLK, 1B		L7		6-3			4	0	1	0	0	0	0
Jose Cardenal, R (1, 7) OBP: 0.750, SLG: 0.667	G3, S, 1B, 1B		1B, 1-3, BB		F5			FC4-6, 1B, FC5-4, 1B		3	2	2	0	1	0	0
Larry Biittner, L (1, 3) OBP: 0.750, SLG: 0.750	G3, 1-3		1-3, 1B		1B			1-2, FC4-6, 1B		4	0	3	0	0	0	1
Bobby Murcer, L (1, 9) OBP: 0.250, SLG: 0.250	S, 3-H, 1B		K		K			FC4-6, FC5-4, 1-2f, 2-3		4	0	1	1	0	2	5
Jerry Morales, R (1, 8)	K, 1-2		P5			K		FC5-4, 1-2f, 3-H		4	0	0	1	0	2	4
Steve Ontiveros, S (1, 5) OBP: 0.500, SLG: 1.250		1B		HR		K		P5		4	1	2	1	0	1	1
Steve Swisher, R (1, 2) Mike Gordon, S (8, 2)		F8		F7		5-3			K	3 1	0 0	0 0	0 0	0 0	0 1	1 0
Manny Trillo, R (1, 4)		L9		L7			K		F6	4	0	0	0	0	1	1
Ray Burris, R (1, 1) Bruce Sutter, R (6, 1) Joe Wallis, S (7, PH) Ramon Hernandez, S (8, 1) Greg Gross, L (9, PH)		F9		K			F2		5-3	2 0 1 0 1	0 0 0 0 0	0 0 0 0 0	0 0 0 0 0	0 0 0 0 0	1 0 0 0 0	1 0 0 0 0
Inning Stats	R: 1 E: 0 K: 1 S: 7 H: 2 LOB: 1 BB: 0 P: 7	R: 0 E: 0 K: 0 S: 4 H: 1 LOB: 1 BB: 0 P: 4	R: 0 E: 0 K: 1 S: 6 H: 2 LOB: 2 BB: 1 P: 10	R: 1 E: 0 K: 1 S: 10 H: 1 LOB: 0 BB: 0 P: 12	R: 0 E: 0 K: 1 S: 6 H: 1 LOB: 1 BB: 0 P: 6	R: 0 E: 0 K: 2 S: 8 H: 0 LOB: 0 BB: 0 P: 10	R: 0 E: 0 K: 1 S: 5 H: 0 LOB: 0 BB: 0 P: 5	R: 1 E: 0 K: 0 S: 5 H: 2 LOB: 1 BB: 0 P: 5	R: 0 E: 0 K: 1 S: 5 H: 0 LOB: 0 BB: 0 P: 5	1B: 8 2B: 0 3B: 0 HR: 1 SF: 0 SAC: 0 DP: 0 HBP: 0						

PITCHER	IP	WLS	BF	H	R	ER	SO	BB	IBB	HBP	BLK	WP	HR	S	P	ERA	WHIP
Tom Seaver, R (1, 1) ERA: 3.86	7.0	W	30	9	3	3	7	1	0	0	1	0	1	48	56	3.86	1.429
Skip Lockwood, R (8, 1) ERA:	2.0	S	6	0	0	0	1	0	0	0	0	0	0	8	8	0.00	0.000

PITCHER	IP	WLS	BF	H	R	ER	SO	BB	IBB	HBP	BLK	WP	HR	S	P	ERA	WHIP

BOTTOM

New York Mets @ Chicago Cubs

Wrigley Field, Chicago, IL

Thu Apr 07 1977, 3:33 AM CST

Att. 39,937 - Sunny - 55 F

livebaseballscorecards.com

AB	35
R	3
H	9
RBI	3
BB	1
SO	8
LOB	14

Batter	1	2	3	4	5	6	7	8	9	AB	R	H	RBI	BB	SO	LOB
Lee Mazzilli, S (1, 8) OBP: 0.222, SLG: 0.125	BBBB 4-0 2B BB	x 0-0 ③ 1-3		x 0-0 ② F7		SSS 0-3 ② K		x 0-0 ③ F8		4	1	0	0	1	1	3
Felix Millan, R (1, 4) OBP: 0.444, SLG: 0.556	x 0-0 G3 1-H 1B 2B	x 0-0 HR 1B	x 0-0 ③ 5-3			x 0-0 1-2 2-3 1B			x 0-0 FC1-6 1B	5	2	4	1	0	0	0
John Milner, L (1, 7) OBP: 0.125, SLG: 0.250 Bruce Boisclair, L (6, 7)	x 0-0 ① G3 2-3	x 0-0 ① F7			x 0-0 ① 6-3	x 0-0 ③ G3			x 0-0 ① FC1-6 1B 1-2f 2B	4 1	0 1	0 0	0 0	0 0	0 0	5 1
Dave Kingman, R (1, 9) OBP: 0.556, SLG: 1.000	x 0-0 1B S 3-H 1B	x 0-0 1-H HR			SSS 0-3 ② K		x 0-0 ① F9		x 0-0 1-3 2B 1B	5	2	3	3	0	1	0
Ed Kranepool, L (1, 3) OBP: 0.500, SLG: 0.625 Joe Torre, R (9, PH) OBP: 1.000, SLG: 2.000 (9, 3)	x 0-0 1-3 1B	x 0-0 S HR 1B			x 0-0 1B		x 0-0 ② F8		x 0-0 1-H 3-H 2B	4 1	1 0	3 1	0 2	0 0	0 0	0 0
John Stearns, R (1, 2) OBP: 0.111, SLG: 0.111	x 0-0 ② F5	x 0-0 ② 5-3 1-2			x 0-0 ③ F9		x 0-0 ③ 5-3		x 0-0 ② 5-3	5	0	0	0	0	0	5
Roy Staiger, R (1, 5) OBP: 0.333, SLG: 0.778	x 0-0 ③ 6-3	x 0-0 2-H HR				x 0-0 1B 2B		x 0-0 ① L4	x 0-0 ③ 5-3	5	1	2	2	0	0	3
Bud Harrelson, S (1, 6) OBP: 0.375, SLG: 0.286		x 0-0 ① 5-3	x 0-0 ③ 6-3			BBBB 4-0 1B BB		x 0-0 SH1-4 1B		3	0	1	0	1	0	0
Jerry Koosman, R (1, 1) Bob Apodaca, R (8, 1) Ray Sadecki, L (8, 1) Nino Espinosa, R (8, 1)		SSS 0-3 ② K		BBSSFC 2-3 ① K		x 0-0 ① B1		x 0-0 ② SH1-4 1-2		3 0 0 0	0 0 0 0	0 0 0 0	0 0 0 0	0 0 0 0	2 0 0 0	2 0 0 0
Inning Stats	R: 2 E: 0 K: 0 S: 6 H: 3 LOB: 2 BB: 1 P: 10	R: 0 E: 0 K: 1 S: 5 H: 0 LOB: 0 BB: 0 P: 5	R: 4 E: 0 K: 0 S: 7 H: 4 LOB: 0 BB: 0 P: 7	R: 0 E: 0 K: 1 S: 6 H: 0 LOB: 0 BB: 0 P: 8	R: 0 E: 0 K: 1 S: 6 H: 1 LOB: 1 BB: 0 P: 6	R: 0 E: 0 K: 1 S: 7 H: 2 LOB: 3 BB: 1 P: 11	R: 0 E: 0 K: 0 S: 3 H: 0 LOB: 0 BB: 0 P: 3	R: 0 E: 0 K: 0 S: 4 H: 1 LOB: 1 BB: 0 P: 4	R: 2 E: 0 K: 0 S: 6 H: 3 LOB: 1 BB: 0 P: 6	1B: 9 2B: 3 3B: 0 HR: 2 SF: 0 SAC: 1 DP: 0 HBP: 0						

TOP

New York Mets @ Chicago Cubs

Wrigley Field, Chicago, IL

Sat Apr 09 1977, 3:33 AM CST

Att. 17,848 - Cloudy - 52 F

livebaseballscorecards.com

AB	40
R	8
H	14
RBI	8
BB	2
SO	4
LOB	19

WP: 0 PB: 0 SB: 2 CS: 0 PA: 43

PITCHER		IP	WLS	BF	H	R	ER	SO	BB	IBB	HBP	BLK	WP	HR	S	P	ERA	WHIP
Mike Krukow, R ERA: 20.25	(1, 1)	2.2		16	7	6	6	1	1	0	0	0	0	2	17	21	20.25	3.000
Paul Reuschel, R ERA:	(3, 1)	2.1		8	1	0	0	2	0	0	0	0	0	0	13	15	0.00	0.429
Steve Renko, R ERA:	(6, 1)	0.2		5	2	0	0	1	1	0	0	0	0	0	6	10	0.00	4.500
Willie Hernandez, L ERA:	(6, 1)	2.1		8	1	0	0	0	0	0	0	0	0	0	8	8	0.00	0.429
Jim Todd, R ERA: 54.0	(9, 1)	0.1	L	3	2	2	2	0	0	0	0	0	0	0	3	3	54.00	6.000
Ramon Hernandez, L ERA:	(9, 1)	0.0		1	1	0	0	0	0	0	0	0	0	0	1	1	∞	∞
Bruce Sutter, R ERA: 3.86	(9, 1)	0.2		2	0	0	0	0	0	0	0	0	0	0	2	2	0.00	0.000

Batter	1	2	3	4	5	6	7	8	9	AB	R	H	RBI	BB	SO	LOB
Ivan De Jesus, R (1, 6) OBP: 0.250, SLG: 0.250	S S S 0-3 ① K		B B B S S F X 3-2 ③ F9		X 0-0 ② 5-3			X 0-0 FC5-4 1-2 1B		4	0	1	0	0	1	3
Jose Cardenal, R (1, 7) OBP: 0.375, SLG: 0.286 Jim Todd, L (9, 1) Ramon Hernandez, S (9, 1) Bruce Sutter, R (9, 1)	S S S F F F S 0-3 ② K			X 0-0 ① 6-3	X 0-0 ③ 4-3			B B S S F X 2-2 ① FC5-4 S 1B 1-2f 2-3		4 0 0 0	1 0 0 0	0 0 0 0	0 0 0 0	0 0 0 0	1 0 0 0	4 0 0 0
Larry Biittner, L (1, 3) OBP: 0.500, SLG: 0.500	B B B S S F X 3-2 ③ 6-3			B S S F F C 1-3 ② K		X 0-0 ① F8		X 0-0 HR 1-H 3-H 1B		4	1	1	2	0	1	0
Bobby Murcer, L (1, 9) OBP: 0.375, SLG: 0.714		B B B S S F B 4-2 G6-4-3 BB		B S S F X 1-2 ③ L8		X 0-0 E3 G6-3		X 0-0 1-H HR		3	1	1	2	1	0	0
Jerry Morales, R (1, 8) (9, 7) OBP: 0.125, SLG: 0.125	X 0-0 ① L7				X 0-0 BB BB 1B 1B	X 0-0 ② ③ G6-3 1-2f		X 0-0 ② 2-3		4	1	1	0	0	0	2
Steve Ontiveros, S (1, 5) OBP: 0.250, SLG: 0.625	X 0-0 ② ③ G6-4-3 1-2f				X 0-0 ① L6		X 0-0 ① 6-3	S S S 0-3 ③ K		4	0	0	0	0	1	2
George Mitterwald, R (1, 2)			S S S 0-3 ① K		B B B 4-0 BB 1B 1-2 BB		X 0-0 ② F8		X 0-0 ① 5-3	3	1	0	0	1	1	0
Manny Trillo, R (1, 4) OBP: 0.250, SLG: 0.143			X 0-0 FC1-6 1B		B B B B 4-0 E 1B 1-2 2-3 BB		X 0-0 ③ 5-3		X 0-0 ② F3	3	0	1	0	1	0	0
Mike Krukow, R (1, 1) Paul Reuschel, R (3, 1) Gene Clines, R (5, PH) OBP: 1.000, SLG: 1.000 Steve Renko, R (6, 1) Willie Hernandez, L (6, 1) Dave Rosello, R (8, PH) Joe Wallis, S (9, 8)			X 0-0 ② FC1-6 1-2f		X 0-0 E9 1B 1-3 2-H 3-H			B B B S S F F B 4-2 FC5-4 1B 1B BB	S S S 0-3 ③ K	0 1 1 0 0 0 1	0 0 0 0 0 1 0	0 0 1 0 0 0 0	0 0 2 0 0 0 1	0 0 0 0 0 1 0	0 1 0 0 0 0 0	0 1 0 0 0 0 0
Inning Stats	R: 0 H: 0 E: 0 LOB: 0 K: 2 BB: 0 S: 13 P: 16	R: 0 H: 0 E: 0 LOB: 0 K: 0 BB: 1 S: 5 P: 9	R: 0 H: 1 E: 0 LOB: 1 K: 1 BB: 0 S: 9 P: 12	R: 0 H: 0 E: 0 LOB: 0 K: 1 BB: 0 S: 10 P: 12	R: 2 H: 2 E: 1 LOB: 2 K: 0 BB: 2 S: 5 P: 13	R: 0 H: 0 E: 1 LOB: 0 K: 0 BB: 0 S: 3 P: 3	R: 0 H: 0 E: 0 LOB: 0 K: 0 BB: 0 S: 3 P: 3	R: 4 H: 3 E: 0 LOB: 0 K: 1 BB: 1 S: 16 P: 22	R: 0 H: 0 E: 0 LOB: 0 K: 1 BB: 0 S: 5 P: 5	1B: 5 SF: 0 2B: 0 SAC: 0 3B: 0 DP: 2 HR: 1 HBP: 0						WP: 0 PA: 36 PB: 0 SB: 1 CS: 0

PITCHER		IP	WLS	BF	H	R	ER	SO	BB	IBB	HBP	BLK	WP	HR	S	P	ERA	WHIP
Jerry Koosman, L ERA: 3.86	(1, 1)	7.0		27	3	3	3	4	4	0	0	0	0	0	53	77	3.86	1.000
Bob Apodaca, R ERA: 54.0	(8, 1)	0.1		3	2	1	1	0	0	0	0	0	0	0	6	8	27.00	6.000
Ray Sadecki, L ERA:	(8, 1)	0.0		1	1	2	2	0	0	0	0	0	0	1	1	1	∞	∞
Nino Espinosa, R ERA:	(8, 1)	1.2	W	5	0	0	0	2	0	0	0	0	0	0	9	9	0.00	0.000

PITCHER	IP	WLS	BF	H	R	ER	SO	BB	IBB	HBP	BLK	WP	HR	S	P	ERA	WHIP

BOTTOM

New York Mets @ Chicago Cubs

Wrigley Field, Chicago, IL

Sat Apr 09 1977, 3:33 AM CST

Att. 17,848 - Cloudy - 52 F

livebaseballscorecards.com

AB	32
R	6
H	6
RBI	6
BB	4
SO	6
LOB	12

New York Mets @ Chicago Cubs

Wrigley Field, Chicago, IL

Sun Apr 10 1977, 3:33 AM CST

Att. 14,102 - Sunny - 82 F

TOP

livebaseballscorecards.com

Batter	1	2	3	4	5	6	7	8	9	AB	R	H	RBI	BB	SO	LOB
Lee Mazzilli, S (1, 8) OBP: 0.231, SLG: 0.167	6-3		4-3		S 1B		FC3-6 1-2f 2-3			4	0	1	0	0	0	2
Felix Millan, R (1, 4) OBP: 0.333, SLG: 0.417	6-3		4-3		K 1-2		6-3			3	0	0	0	0	1	1
Mike Phillips, L (7, PH) (7, 4)										1	0	0	0	0	0	2
John Milner, L (1, 7) OBP: 0.250, SLG: 0.273	1B		BB		F8			K		3	0	1	0	1	1	1
Dave Kingman, R (1, 9) OBP: 0.462, SLG: 0.750	K		K			8-4-3 1B		K		4	0	1	0	0	3	2
Ed Kranepool, L (1, 3) OBP: 0.500, SLG: 1.083		HR		HR		8-4-3 1-2f		4-3		4	2	2	2	0	0	1
John Stearns, R (1, 2) OBP: 0.154, SLG: 0.154		K		5-3		F3			5-3 1B	4	0	1	0	0	1	0
Roy Staiger, R (1, 5) OBP: 0.308, SLG: 0.615		FC4-6 1B		K			5-3		5-3 1-2	4	0	1	0	0	1	1
Bud Harrelson, S (1, 6) OBP: 0.273, SLG: 0.200		FC4-6 1-2f		2-3			E3 FC3-6		F7	3	0	0	0	0	0	1
Ron Hodges, L (9, PH)										1	0	0	0	0	0	1
Jon Matlack, L (1, 1)		K			K		FC3-6 BB		K2-3	2	0	0	0	0	2	1
Bruce Boisclair, L (7, PH)										0	0	0	0	1	0	0
Bob Myrick, R (7, 1)										0	0	0	0	0	0	0
Mike Vail, R (9, PH)										1	0	0	0	0	1	1

	AB	34
	R	2
	H	7
	RBI	2
	BB	2
	SO	10
	LOB	14

Inning Stats	1	2	3	4	5	6	7	8	9
	R: 0 E: 0 K: 1 S: 6	H: 1 LOB: 1 BB: 0 P: 6	R: 1 E: 0 K: 2 S: 9	H: 2 LOB: 1 BB: 0 P: 9	R: 0 E: 0 K: 1 S: 5	H: 0 LOB: 1 BB: 1 P: 9	R: 1 E: 0 K: 1 S: 6	H: 1 LOB: 0 BB: 0 P: 6	R: 0 E: 0 K: 2 S: 11	H: 1 LOB: 1 BB: 0 P: 12	R: 0 E: 0 K: 0 S: 3	H: 1 LOB: 0 BB: 0 P: 3	R: 0 E: 1 K: 0 S: 8	H: 0 LOB: 2 BB: 1 P: 12	R: 0 E: 0 K: 2 S: 7	H: 0 LOB: 0 BB: 0 P: 7	R: 0 E: 0 K: 1 S: 6	H: 1 LOB: 1 BB: 0 P: 6

	1B: 5	SF: 0
	2B: 1	SAC: 0
	3B: 0	DP: 1
	HR: 2	HBP: 0

	WP: 0	PA: 36
	PB: 0	
	SB: 1	
	CS: 0	

PITCHER		IP	WLS	BF	H	R	ER	SO	BB	IBB	HBP	BLK	WP	HR	S	P	ERA	WHIP
Rick Reuschel, R ERA: 2.84	(1, 1)	6.1	W	27	6	2	2	7	2	0	0	0	0	2	46	55	2.84	1.263
Bruce Sutter, R ERA: 1.8	(7, 1)	2.2	S	9	1	0	0	3	0	0	0	0	0	0	15	15	0.00	0.375

PITCHER	IP	WLS	BF	H	R	ER	SO	BB	IBB	HBP	BLK	WP	HR	S	P	ERA	WHIP

Batter	1	2	3	4	5	6	7	8	9	AB	R	H	RBI	BB	SO	LOB
Ivan De Jesus, R (1, 6) OBP: 0.333, SLG: 0.636	B B S S S L S 2-3 K ①		x 0-0 SF8 ② 2-3 3-H		x 0-0 HR 1-H 3-H		x 0-0 CS 1B 1-3			3	1	2	4	0	1	0
Jose Cardenal, R (1, 7) OBP: 0.250, SLG: 0.182	x 0-0 6-3 ②		x 0-0 5-3 ③		x 0-0 E5 CS		0-0 CS ③ 1-2	x 0-0 F2 ①		4	0	0	0	0	0	1
Larry Biittner, L (1, 3) OBP: 0.417, SLG: 0.417	S S S 0-3 K ③			x 0-0 L8 ①	0-0 CS ③ 1-2	x 0-0 L9 ①		x 0-0 2B 1B		4	1	1	0	0	1	0
Bobby Murcer, L (1, 9) OBP: 0.417, SLG: 0.727		B B B S S S L S X 3-2 F7 1B		x 0-0 F8 ②		x 0-0 L9 ②		x 0-0 1-H 2B		4	0	2	1	0	0	0
Jerry Morales, R (1, 8) OBP: 0.167, SLG: 0.167		x 0-0 F7 ① ② 1-2		S S S 0-3 K ③		x 0-0 1B		x 0-0 6-3 ②		4	0	1	0	0	1	2
Steve Ontiveros, S (1, 5) OBP: 0.167, SLG: 0.417		S S S 0-3 K ③			x 0-0 4-3 ①	x 0-0 L4 ③		x 0-0 L1 ③		4	0	0	0	0	1	2
George Mitterwald, R (1, 2) OBP: 0.286, SLG: 0.167			x 0-0 SH1-4 1B SF8 1B		x 0-0 L7 ②		x 0-0 L6 ①			3	1	1	0	0	0	0
Manny Trillo, R (1, 4) OBP: 0.364, SLG: 0.300			x 0-0 SF8 SH1-4 1-2 1B		x 0-0 1B HR 1B		x 0-0 L5 ②			3	1	2	0	0	0	0
Rick Reuschel, R (1, 1) OBP: 1.000, SLG: 1.000 Bruce Sutter, R (7, 1)			x 0-0 SH1-4 ① 1-2 2-3		x 0-0 HR 1-3 1B		B B B B 4-0 1B BB			1 0	1 0	1 0	0 0	0 1	0 0	0 0
Inning Stats	R: 0 H: 0 E: 0 LOB: 0 K: 2 BB: 0 S: 8 P: 10	R: 0 H: 1 E: 0 LOB: 0 K: 1 BB: 0 S: 9 P: 12	R: 1 H: 2 E: 0 LOB: 1 K: 0 BB: 0 S: 5 P: 5	R: 0 H: 0 E: 0 LOB: 0 K: 1 BB: 0 S: 5 P: 5	R: 3 H: 3 E: 1 LOB: 0 K: 0 BB: 0 S: 6 P: 6	R: 0 H: 1 E: 0 LOB: 1 K: 0 BB: 0 S: 4 P: 4	R: 0 H: 1 E: 0 LOB: 1 K: 0 BB: 1 S: 3 P: 7	R: 1 H: 2 E: 0 LOB: 1 K: 0 BB: 0 S: 5 P: 5		1B: 8 SF: 1 2B: 1 SAC: 1 3B: 0 DP: 0 HR: 1 HBP: 0						

PITCHER		IP	WLS	BF	H	R	ER	SO	BB	IBB	HBP	BLK	WP	HR	S	P	ERA	WHIP
Jon Matlack, L ERA: 6.0	(1, 1)	6.0	L	24	7	4	4	4	0	0	0	0	0	1	37	42	6.00	1.167
Bob Myrick, L ERA: 4.5	(7, 1)	2.0		9	3	1	1	0	1	0	0	0	0	0	8	12	4.50	2.000

PITCHER	IP	WLS	BF	H	R	ER	SO	BB	IBB	HBP	BLK	WP	HR	S	P	ERA	WHIP

New York Mets @ Chicago Cubs

Wrigley Field, Chicago, IL

Sun Apr 10 1977, 3:33 AM CST

Att. 14,102 - Sunny - 82 F

BOTTOM

livebaseballscorecards.com

AB	30
R	5
H	10
RBI	5
BB	1
SO	4
LOB	5

Batter	1	2	3	4	5	6	7	8	9	AB	R	H	RBI	BB	SO	LOB
Lou Brock, L (1, 7) OBP: 0.375, SLG: 0.600	K		FC6-4 1B		1-3			F7		4	0	1	0	0	1	1
Joel Youngblood, R (8, 7)										0	0	0	0	0	0	0
Garry Templeton, S (1, 6) OBP: 0.400, SLG: 0.474	G3 1B		FC6-4 1-2f			2-3		P6		4	0	1	0	0	0	1
Bake McBride, L (1, 8) OBP: 0.250, SLG: 0.688	G3 1-2			F8		4-3		P6		4	0	0	0	0	0	1
Ted Simmons, S (1, 2) OBP: 0.556, SLG: 0.647	F8			E4		1B			F7	4	0	1	0	0	0	1
Keith Hernandez, L (1, 3) OBP: 0.278, SLG: 0.722		F7		F8		4-3			P6	4	0	0	0	0	0	2
Hector Cruz, R (1, 9) OBP: 0.235, SLG: 0.200		F8		5-3			1B		5-3	4	0	1	0	0	0	1
Ken Reitz, R (1, 5) OBP: 0.235, SLG: 0.250		F9			3-1		F2			3	0	0	0	0	0	1
Don Kessinger, S (1, 4) OBP: 0.375, SLG: 0.167			K		F8		K			3	0	0	0	0	2	1
Eric Rasmussen, R (1, 1) OBP: 0.500, SLG: 1.000			K		2B		K			2	0	1	0	0	1	0
Tony Scott, S (7, PH) OBP: 0.500, SLG: 0.500										1	0	0	0	0	1	1
John Sutton, R (7, 1)										0	0	0	0	0	0	0
Inning Stats	R: 0 E: 0 K: 1 S: 6 H: 1 LOB: 1 BB: 0 P: 6	R: 0 E: 0 K: 0 S: 3 H: 0 LOB: 0 BB: 0 P: 3	R: 0 E: 0 K: 2 S: 8 H: 1 LOB: 1 BB: 0 P: 8	R: 0 E: 1 K: 0 S: 4 H: 0 LOB: 1 BB: 0 P: 4	R: 0 E: 0 K: 0 S: 4 H: 1 LOB: 1 BB: 0 P: 4	R: 0 E: 0 K: 0 S: 4 H: 1 LOB: 1 BB: 0 P: 4	R: 0 E: 0 K: 2 S: 8 H: 1 LOB: 1 BB: 0 P: 8	R: 0 E: 0 K: 0 S: 3 H: 0 LOB: 0 BB: 0 P: 3	R: 0 E: 0 K: 0 S: 3 H: 0 LOB: 0 BB: 0 P: 3	1B: 4 2B: 1 3B: 0 HR: 0	SF: 0 SAC: 0 DP: 0 HBP: 0			WP: 0 PB: 0 SB: 0 CS: 0	PA: 33		

TOP

St. Louis Cardinals @ New York Mets

Shea Stadium, Flushing, NY

Tue Apr 12 1977, 3:33 AM EST

Att. 23,907 - Sunny - 87 F

livebaseballscorecards.com

AB	33
R	0
H	5
RBI	0
BB	0
SO	5
LOB	10

PITCHER	IP	WLS	BF	H	R	ER	SO	BB	IBB	HBP	BLK	WP	HR	S	P	ERA	WHIP
Tom Seaver, R (1, 1) ERA: 1.69	9.0	W	33	5	0	0	5	0	0	0	0	0	0	43	43	0.00	0.556

PITCHER	IP	WLS	BF	H	R	ER	SO	BB	IBB	HBP	BLK	WP	HR	S	P	ERA	WHIP

Batter	1	2	3	4	5	6	7	8	9	AB	R	H	RBI	BB	SO	LOB
Lee Mazzilli, S (1, 8) OBP: 0.176, SLG: 0.125	F5	L5		4-3			F7			4	0	0	0	0	0	4
Felix Millan, R (1, 4) OBP: 0.313, SLG: 0.375	1-3	FC6 1-2f			G1-6-3 1B		F8			4	0	1	0	0	0	2
John Milner, L (1, 7) OBP: 0.267, SLG: 0.500	HR		F8		G1-6-3 1-2f			5-3 2B		3	1	1	1	0	0	1
Bruce Boisclair, L (8, 7) OBP: 0.667, SLG: 1.000										1	0	1	0	0	0	0
Dave Kingman, R (1, 9) OBP: 0.353, SLG: 0.563	5-3		F2		6-3			L9		4	0	0	0	0	0	1
Ed Kranepool, L (1, 3) OBP: 0.438, SLG: 0.938		4-3 1B 2B	F9			F5		5-3 2-3		4	1	1	0	0	0	1
John Stearns, R (1, 2) OBP: 0.235, SLG: 0.412		4-3 2-3		FC1-5 E 1B		HR		K		4	1	2	1	0	1	2
Roy Staiger, R (1, 5) OBP: 0.333, SLG: 0.571		HBP 1B BB		E4 FC1-5 1-2		P6				1	1	0	0	1	0	1
Mike Phillips, L (6, 5)										1	0	0	0	0	0	0
Bud Harrelson, S (1, 6) OBP: 0.286, SLG: 0.167		1B 1-2 HBP		P6		6-3				2	0	0	0	0	0	2
Tom Seaver, R (1, 1) OBP: 0.400, SLG: 0.250		FC6 1-3 2-H 3-H 1B		FC1-5 1-2 2-3f			K			3	0	1	2	0	1	2
Inning Stats	R: 1 E: 0 K: 0 S: 4 H: 1 LOB: 0 BB: 0 P: 4	R: 2 E: 0 K: 0 S: 5 H: 2 LOB: 2 BB: 1 P: 10	R: 0 E: 0 K: 0 S: 3 H: 0 LOB: 0 BB: 0 P: 3	R: 0 E: 1 K: 0 S: 5 H: 1 LOB: 2 BB: 0 P: 5	R: 0 E: 0 K: 0 S: 3 H: 1 LOB: 0 BB: 0 P: 3	R: 1 E: 0 K: 0 S: 4 H: 1 LOB: 0 BB: 0 P: 4	R: 0 E: 0 K: 1 S: 5 H: 0 LOB: 0 BB: 0 P: 5	R: 0 E: 0 K: 1 S: 6 H: 1 LOB: 1 BB: 0 P: 6		1B: 3 2B: 2 3B: 0 HR: 2 SF: 0 SAC: 0 DP: 1 HBP: 1				WP: 0 PB: 0 SB: 0 CS: 0 PA: 33		

PITCHER	IP	WLS	BF	H	R	ER	SO	BB	IBB	HBP	BLK	WP	HR	S	P	ERA	WHIP
Eric Rasmussen, R (1, 1) ERA: 6.0	6.0	L	26	6	4	4	0	1	0	1	0	0	2	24	29	6.00	1.167
John Sutton, R (7, 1) ERA: 6.0	2.0		7	1	0	0	2	0	0	0	0	0	0	11	11	0.00	0.500

PITCHER	IP	WLS	BF	H	R	ER	SO	BB	IBB	HBP	BLK	WP	HR	S	P	ERA	WHIP

BOTTOM

St. Louis Cardinals @ New York Mets

Shea Stadium, Flushing, NY

Tue Apr 12 1977, 3:33 AM EST
Att. 23,907 - Sunny - 87 F

St.

livebaseballscorecards.com

AB	31
R	4
H	7
RBI	4
BB	1
SO	2
LOB	16

Batter	1	2	3	4	5	6	7	8	9	AB	R	H	RBI	BB	SO	LOB
Lou Brock, L (1, 7) OBP: 0.400, SLG: 0.684	3-1	3B (3-H)		CS 1B		4-3			BB	4	0	2	1	0	0	0
Joel Youngblood, R (6, 7)										0	0	0	0	1	0	0
Garry Templeton, S (1, 6) OBP: 0.333, SLG: 0.391	K	K		2-3 (1-2)			4-3		F8	4	0	0	0	0	2	2
Jerry Davanon, R (8, 4)										1	0	0	0	0	0	2
Bake McBride, L (1, 8) OBP: 0.300, SLG: 0.700	S 1B		E 2B		P5		6-3		BB (1-2, 2-3)	4	1	2	0	0	0	0
Tony Scott, S (7, 8) OBP: 0.600, SLG: 0.500										0	0	0	0	1	0	0
Hector Cruz, R (1, 9) OBP: 0.273, SLG: 0.211	BB (1-2)		E7 HR 1B (2-H)		P2		L8		P6	4	1	1	0	1	0	3
Mike Anderson, R (9, 9)										0	0	0	0	0	0	0
Ted Simmons, S (1, 2) OBP: 0.545, SLG: 0.750	F8		HR (2-H)		E5 HR			BB G6-3		3	2	1	2	1	0	2
Keith Hernandez, L (1, 3) OBP: 0.318, SLG: 0.864		2B 1B	P6		HR 1-H			G6-3 (1-2f)		4	2	2	2	0	0	1
Ken Reitz, R (1, 5) OBP: 0.190, SLG: 0.200		6-3	5-3		P3			6-3		4	0	0	0	0	0	1
Don Kessinger, S (1, 4) OBP: 0.417, SLG: 0.222		1B 3B 6-3 (2-H)	P4				K		BB SH5-4	3	1	1	1	1	1	0
John Denny, R (1, 1) OBP: 0.167, SLG: 0.167		6-3 (2-3)		F9			P3		SH5-4 (1-2)	3	0	0	0	0	0	1
Clay Carroll, R (8, 1)										0	0	0	0	0	0	0
Inning Stats	R: 0 E: 0 K: 1 S: 6 H: 1 LOB: 2 BB: 1 P: 10	R: 2 E: 0 K: 1 S: 8 H: 3 LOB: 1 BB: 0 P: 8	R: 3 E: 1 K: 0 S: 6 H: 3 LOB: 0 BB: 0 P: 6	R: 0 E: 0 K: 0 S: 3 H: 1 LOB: 0 BB: 0 P: 3	R: 2 E: 1 K: 0 S: 5 H: 1 LOB: 0 BB: 0 P: 5	R: 0 E: 0 K: 1 S: 5 H: 0 LOB: 0 BB: 0 P: 5	R: 0 E: 0 K: 0 S: 3 H: 0 LOB: 0 BB: 0 P: 3	R: 0 E: 0 K: 0 S: 2 H: 0 LOB: 0 BB: 1 P: 6	R: 0 E: 0 K: 0 S: 3 H: 0 LOB: 3 BB: 3 P: 15	1B: 4 2B: 2 3B: 1 HR: 2	SF: 0 SAC: 1 DP: 1 HBP: 0						

TOP

St. Louis Cardinals @ New York Mets

Shea Stadium, Flushing, NY

Wed Apr 13 1977, 3:33 AM EST

Att. 8,583 - Cloudy - 90 F

livebaseballscorecards.com

AB	34
R	7
H	9
RBI	6
BB	5
SO	3
LOB	12

PITCHER	IP	WLS	BF	H	R	ER	SO	BB	IBB	HBP	BLK	WP	HR	S	P	ERA	WHIP
Craig Swan, R (1, 1) ERA: 22.5	2.0	L	14	7	5	5	2	1	0	0	0	0	1	17	21	22.50	4.000
Bob Myrick, L (3, 1) ERA: 1.8	3.0		11	2	2	0	0	0	0	0	0	0	0	11	11	0.00	0.667
Nino Espinosa, R (6, 1) ERA:	2.0		6	0	0	0	1	0	0	0	0	0	0	8	8	0.00	0.000
Ray Sadecki, L (8, 1) ERA: 6.75	1.1		6	0	0	0	0	3	0	0	0	0	0	3	15	0.00	2.250
Bob Apodaca, R (9, 1) ERA: 18.0	0.2		3	0	0	0	0	1	0	0	0	0	0	2	6	0.00	1.500

PITCHER	IP	WLS	BF	H	R	ER	SO	BB	IBB	HBP	BLK	WP	HR	S	P	ERA	WHIP

Batter	1	2	3	4	5	6	7	8	9	AB	R	H	RBI	BB	SO	LOB
Lee Mazzilli, S (1, 8) OBP: 0.227, SLG: 0.150	0-0 1B S 1B		0-0 4-3 ①		BBB 4-0 G4-6-3 1-2 BB		0-0 G3 ①		0-0 3-4-1 ①	4	0	1	0	1	0	0
Felix Millan, R (1, 4) OBP: 0.263, SLG: 0.316 Nino Espinosa, R (6, 1) Mike Vail, R (7, PH) OBP: 0.500, SLG: 0.500 Ray Sadecki, L (8, 1) Bob Apodaca, R (9, 1) Joe Torre, R (9, PH) OBP: 1.000, SLG: 3.000	0-0 L6 ①		0-0 1-3 ②		0-0 G4-6-3 ① ② 1-2f 2-3		0-0 1B 1B		0-0 HR	3 0 1 0 0 0 1	0 0 0 0 0 0 1	0 0 1 0 0 0 1	0 0 0 0 0 0 1	0 0 0 0 0 0 0	0 0 0 0 0 0 0	3 0 0 0 0 0 0
Bruce Boisclair, L (1, 7) OBP: 0.625, SLG: 0.600	BBBB 4-0 1B 1-2 BB		0-0 F9 ③		BBBB 4-0 BB		0-0 1-2 1B		0-0 F9 ②	3	0	1	0	2	0	0
Dave Kingman, R (1, 9) OBP: 0.409, SLG: 0.550	0-0 FC6-4 1-2 2-3 1B			BBBB 4-0 2B BB	0-0 F7 ③		SSS 0-3 K ②		0-0 FC6-4 1B	4	1	2	0	1	1	4
Ed Kranepool, L (1, 3) OBP: 0.429, SLG: 0.905	0-0 P6 ②			0-0 1-H FC3-2 2B		0-0 E 2B	0-0 P4 ③		0-0 FC6-4 ③ 1-2f	5	1	2	1	0	0	6
John Stearns, R (1, 2) OBP: 0.238, SLG: 0.381	0-0 FC6-4 ③ 1-2f			0-0 P6 ①		0-0 L8 ①		0-0 1B ①		4	0	1	0	0	0	5
Mike Phillips, L (1, 5)		0-0 G3 ①		0-0 FC3-2 ② 3-H		SSS 0-3 K ②		0-0 1-3 ②		4	0	0	0	0	1	2
Bud Harrelson, S (1, 6) OBP: 0.278, SLG: 0.188		0-0 1-3 ②		0-0 4-3 ③		0-0 E6 2-H		0-0 E9 1B		4	0	1	0	0	0	1
Craig Swan, R (1, 1) Bob Myrick, R (3, 1) Ron Hodges, L (5, PH) OBP: 0.500, SLG: 0.500 Luis Alvarado, R (6, 4)		0-0 1-3 ③			0-0 G4-6-3 BB 1B	0-0 L6 ③		0-0 1-3 ③		1 0 1 2	0 0 0 0	0 0 1 0	0 0 0 0	0 0 0 0	0 0 0 0	0 0 0 2
Inning Stats	R: 0 E: 0 K: 0 S: 5 H: 2 LOB: 3 BB: 1 P: 9	R: 0 E: 0 K: 0 S: 3 H: 0 LOB: 0 BB: 0 P: 3	R: 0 E: 0 K: 0 S: 3 H: 0 LOB: 0 BB: 0 P: 3	R: 1 E: 0 K: 0 S: 4 H: 1 LOB: 1 BB: 1 P: 8	R: 0 E: 0 K: 0 S: 3 H: 1 LOB: 2 BB: 2 P: 11	R: 1 E: 1 K: 1 S: 7 H: 1 LOB: 1 BB: 0 P: 7	R: 0 E: 0 K: 1 S: 7 H: 2 LOB: 2 BB: 0 P: 7	R: 0 E: 1 K: 0 S: 4 H: 2 LOB: 1 BB: 0 P: 4	R: 1 E: 0 K: 0 S: 5 H: 2 LOB: 1 BB: 0 P: 5	1B: 8 2B: 2 3B: 0 HR: 1	SF: 0 SAC: 0 DP: 1 HBP: 0					

PITCHER		IP	WLS	BF	H	R	ER	SO	BB	IBB	HBP	BLK	WP	HR	S	P	ERA	WHIP
John Denny, R ERA: 2.84	(1, 1)	7.0	W	32	7	2	1	2	4	0	0	0	0	0	32	48	1.29	1.571
Clay Carroll, R ERA: 4.5	(8, 1)	2.0		9	4	1	1	0	0	0	0	0	0	1	9	9	4.50	2.000

PITCHER	IP	WLS	BF	H	R	ER	SO	BB	IBB	HBP	BLK	WP	HR	S	P	ERA	WHIP

BOTTOM

St. Louis Cardinals @ New York Mets

Shea Stadium, Flushing, NY

Wed Apr 13 1977, 3:33 AM EST

Att. 8,583 - Cloudy - 90 F

livebaseballscorecards.com

AB	37
R	3
H	11
RBI	2
BB	4
SO	2
LOB	23

St. Louis Cardinals @ New York Mets

Shea Stadium, Flushing, NY

Thu Apr 14 1977, 3:33 AM EST

Att. 8,030 - Sunny

TOP

livebaseballscorecards.com

Batter	1	2	3	4	5	6	7	8	9	AB	R	H	RBI	BB	SO	LOB
Lou Brock, L (1, 7)	K		F7 2-3		6-3		K		CS 1B	3	0	0	0	0	1	2
Joel Youngblood, R (6, 7)										2	0	1	0	0	1	0
Garry Templeton, S (1, 6)	4-3		1-2 3B 3-H 1B		CS 1B		6-3		CS 1-2	4	1	2	1	0	0	0
Tony Scott, S (1, 8)	K		1-H 2-H FC5-2 3B		CS 1-2	6-3		G3 1B		4	0	2	2	0	1	0
Hector Cruz, R (1, 9)		4-3	FC5-2 3-H			1B 1B 2B		G3 1-2		4	1	1	0	0	0	2
Ted Simmons, S (1, 2)		4-3	F9			1B 2-3 1B		L3		4	0	1	0	0	0	2
Keith Hernandez, L (1, 3)		S BB		3-1		1-2 3-H 1B		FC6-4 IBB		2	0	1	1	2	0	0
Ken Reitz, R (1, 5)		K 1-2		F7		K		FC6-4 1-2f		4	0	0	0	0	2	5
Don Kessinger, S (1, 4)			F7 1B 1B 1B	F9		K			F7	4	1	1	0	0	1	2
Bob Forsch, R (1, 1)			1B 1-2 3B 1B		K		K		4-3	3	1	1	0	0	2	0
John Urrea, R (7, 1)										1	0	0	0	0	0	0

	AB	35
	R	4
	H	10
	RBI	4
	BB	2
	SO	8
	LOB	13

Inning Stats	1	2	3	4	5	6	7	8	9	1B: 8	SF: 0	WP: 0	PA: 39
R	0	0	3	0	0	1	0	0	0	2B: 1	SAC: 0	PB: 0	
E	0	0	0	0	0	0	0	0	0	3B: 1	DP: 0	SB: 1	
K	2	1	0	3	1	2	2	0	3	HR: 0	HBP: 0	CS: 2	
S	7	5	7	3	5	10	7	4	3				
H	0	0	4	0	1	3	0	1	1				
LOB	0	1	1	0	0	2	0	2	0				
BB	0	1	0	0	0	0	0	1	0				
P	7	9	7	3	5	10	7	8	3				

PITCHER		IP	WLS	BF	H	R	ER	SO	BB	IBB	HBP	BLK	WP	HR	S	P	ERA	WHIP
Jerry Koosman, L	(1, 1)	7.0	L	29	8	4	4	8	1	0	0	0	0	0	44	48	5.14	1.286
ERA: 4.5																		
Bob Apodaca, R	(8, 1)	1.0		5	1	0	0	0	0	1	0	0	0	0	4	8	0.00	1.000
ERA: 9.0																		
Skip Lockwood, R	(9, 1)	1.0		3	1	0	0	0	0	0	0	0	0	0	3	3	0.00	1.000
ERA:																		

PITCHER		IP	WLS	BF	H	R	ER	SO	BB	IBB	HBP	BLK	WP	HR	S	P	ERA	WHIP

Batter	1	2	3	4	5	6	7	8	9	AB	R	H	RBI	BB	SO	LOB
Lee Mazzilli, S (1, 8) OBP: 0.269, SLG: 0.174	F8		BB		4-3		1B			3	0	1	1	1	0	0
Felix Millan, R (1, 4) OBP: 0.304, SLG: 0.348	P3		1B			1B	K			4	0	2	0	0	1	2
Ed Kranepool, L (1, 3) OBP: 0.360, SLG: 0.760	F9		P6			F8		4-3		4	0	0	0	0	0	3
Dave Kingman, R (1, 7) OBP: 0.385, SLG: 0.500		F7	K			G4-6-3		K		4	0	1	0	0	2	2
Joe Torre, R (1, 5) OBP: 0.500, SLG: 1.167		F9		K		G4-6-3		1B		4	0	1	0	0	1	2
Mike Vail, R (1, 9) OBP: 0.600, SLG: 0.333 Bob Apodaca, R (8, 1) John Milner, L (8, PH) OBP: 0.250, SLG: 0.467 Skip Lockwood, R (9, 1)		1B BB		F7			FC6 BB	4-3		1 0 1 0	0 0 0 0	0 0 0 0	0 0 0 0	2 0 0 0	0 0 0 0	0 0 1 0
Jerry Grote, R (1, 2) OBP: 0.250, SLG: 0.250		1-2 1B		L5			FC6 1B 1-2f 1B		F7	4	1	1	0	0	0	1
Bud Harrelson, S (1, 6) OBP: 0.250, SLG: 0.167 Mike Phillips, L (7, PH) (8, 6)		4-3			1-6-3		F9		1-3	2 2	0 0	0 0	0 0	0 0	0 0	2 1
Jerry Koosman, R (1, 1) Bruce Boisclair, L (7, PH) OBP: 0.600, SLG: 0.571 (8, 9)			6-3		5-3		1B 1-3 1B		L5	2 2	0 0	0 1	0 0	0 0	0 0	0 0
Inning Stats	R: 0 E: 0 K: 0 S: 3 H: 0 LOB: 0 BB: 0 P: 3	R: 0 E: 0 K: 0 S: 4 H: 1 LOB: 2 BB: 1 P: 8	R: 0 E: 0 K: 1 S: 6 H: 1 LOB: 2 BB: 1 P: 10	R: 0 E: 0 K: 1 S: 5 H: 0 LOB: 0 BB: 0 P: 5	R: 0 E: 0 K: 0 S: 3 H: 0 LOB: 0 BB: 0 P: 3	R: 0 E: 0 K: 0 S: 4 H: 2 LOB: 1 BB: 0 P: 4	R: 1 E: 0 K: 1 S: 7 H: 2 LOB: 2 BB: 1 P: 11	R: 0 E: 0 K: 1 S: 6 H: 1 LOB: 1 BB: 0 P: 6	R: 0 E: 0 K: 0 S: 3 H: 0 LOB: 0 BB: 0 P: 3	1B: 7 2B: 0 3B: 0 HR: 0	SF: 0 SAC: 0 DP: 1 HBP: 0						

PITCHER	IP	WLS	BF	H	R	ER	SO	BB	IBB	HBP	BLK	WP	HR	S	P	ERA	WHIP
Bob Forsch, R (1, 1) ERA: 1.72	6.2	W	28	6	1	1	2	3	0	0	0	0	0	29	41	1.35	1.350
John Urrea, R (7, 1) ERA:	2.1	S	8	1	0	0	2	0	0	0	0	0	0	12	12	0.00	0.429

PITCHER	IP	WLS	BF	H	R	ER	SO	BB	IBB	HBP	BLK	WP	HR	S	P	ERA	WHIP

BOTTOM

St. Louis Cardinals @ New York Mets

Shea Stadium, Flushing, NY

Thu Apr 14 1977, 3:33 AM EST

Att. 8,030 - Sunny

livebaseballscorecards.com

AB	33
R	1
H	7
RBI	1
BB	3
SO	4
LOB	14

WP: 0 PB: 0 SB: 0 CS: 0 PA: 36

Batter	1	2	3	4	5	6	7	8	9	AB	R	H	RBI	BB	SO	LOB
Ivan De Jesus, R (1, 6) OBP: 0.370, SLG: 0.480	F9		K			E 1B		2B BB 2-3 1B	F9	5	1	2	0	0	1	0
Jose Cardenal, R (1, 7) OBP: 0.333, SLG: 0.227	6-3			5-3		E4 1-2		2B 1B 1-2 BB	5-3	4	1	0	0	1	0	1
Larry Biittner, L (1, 3) OBP: 0.385, SLG: 0.400	K			G3-6-3 1B		P3		1B BB 1-3 2-H 3-H 2B	G3	5	1	2	2	0	1	2
Bobby Murcer, L (1, 9) OBP: 0.440, SLG: 0.909		K		G3-6-3 1-2f			HR	BB 1B 2B IBB		3	2	1	1	1	1	1
Jerry Morales, R (1, 8) OBP: 0.280, SLG: 0.292		F8			K		G5-4-3 1B	BB 2B 1B 1-2 2-3 3-H		4	1	2	1	0	1	0
Steve Ontiveros, S (1, 5) OBP: 0.333, SLG: 0.409		1B			G4-6-3 1B		G5-4-3 1-2f	K		4	0	2	0	0	1	4
George Mitterwald, R (1, 2) OBP: 0.412, SLG: 0.600		4-3			G4-6-3 1-2f		F8	2B BB 1-2 2-3 3-H		2	0	0	0	0	0	2
Willie Hernandez, L (5, 1)										0	0	0	0	0	0	0
Dave Rosello, R (7, PH)										1	0	0	0	0	0	0
Paul Reuschel, R (7, 1)										0	0	0	0	0	0	0
Greg Gross, L (8, PH)										0	1	0	1	1	0	0
Bruce Sutter, R (8, 1)										0	0	0	0	0	0	0
Manny Trillo, R (1, 4) OBP: 0.348, SLG: 0.500			F9			5-3		2B 2B		4	1	2	3	0	0	0
Mike Krukow, R (1, 1)								K		1	0	0	0	0	1	0
Mike Gordon, S (5, 2)			K			3-1		4-3		3	0	0	0	0	1	2

TOP

Chicago Cubs @ New York Mets

Shea Stadium, Flushing, NY

Fri Apr 15 1977, 3:33 AM EST

Att. 6,148 - Sunny - 64 F

livebaseballscorecards.com

AB	36
R	8
H	11
RBI	8
BB	3
SO	7
LOB	12

Inning Stats	1	2	3	4	5	6	7	8	9
	R: 0 E: 0 K: 1 S: 10	H: 0 LOB: 0 BB: 0 P: 14	R: 0 E: 0 K: 1 S: 6	H: 1 LOB: 1 BB: 0 P: 6	R: 0 E: 0 K: 2 S: 9	H: 0 LOB: 0 BB: 0 P: 10	R: 0 E: 0 K: 0 S: 3	H: 1 LOB: 0 BB: 0 P: 3	R: 0 E: 0 K: 1 S: 5	H: 1 LOB: 0 BB: 0 P: 5
	R: 0 E: 1 K: 0 S: 8	H: 1 LOB: 2 BB: 0 P: 9	R: 1 E: 0 K: 0 S: 4	H: 2 LOB: 0 BB: 0 P: 4	R: 7 E: 0 K: 2 S: 15	H: 5 LOB: 1 BB: 3 P: 28	R: 0 E: 0 K: 0 S: 8	H: 0 LOB: 0 BB: 0 P: 11		

| | | | | | | | | | |

Chicago Cubs @ New York Mets

Shea Stadium, Flushing, NY

Fri Apr 15 1977, 3:33 AM EST

Att. 6,148 - Sunny - 64 F

BOTTOM

livebaseballscorecards.com

Batter	1	2	3	4	5	6	7	8	9	AB	R	H	RBI	BB	SO	LOB
Lee Mazzilli, S (1, 8) OBP: 0.333, SLG: 0.200	0-0 4-3 1B 1B		4-0 CS BB		4-0 SF9 E 1-2 BB		2-2 L8-4 2-3			2	1	1	0	2	0	1
Felix Millan, R (1, 4) OBP: 0.296, SLG: 0.333	0-0 4-3 HR 1-2 1B		0-0 4-3 1-2		0-0 E6 1-2 2-3			0-0 F8		4	1	1	0	0	0	3
John Milner, L (1, 7) OBP: 0.200, SLG: 0.389	0-0 4-3 1-2 2-H		0-0 F7		0-0 SF9 2-3 3-H			0-3 K		3	0	0	1	0	1	1
Dave Kingman, R (1, 9) OBP: 0.367, SLG: 0.571	0-0 2-H HR			0-0 5-3	0-3 K			0-0 6-3		4	1	1	2	0	1	2
Ed Kranepool, L (1, 3) OBP: 0.345, SLG: 0.690	0-0 F8			3-2 FC6-4 BB CS 1B		0-0 6-3			0-3 K	4	0	1	0	0	1	0
Mike Phillips, L (1, 5)	3-3 K			4-0 FC6-4 1-2 BB		0-0 F7			0-0 3-1	3	0	0	0	1	1	0
John Stearns, R (1, 2) OBP: 0.200, SLG: 0.320		0-0 F9		0-0 FC6-4 1-2f 2-3		0-0 5-3			1-2 6-3	4	0	0	0	0	0	2
Bud Harrelson, S (1, 6) OBP: 0.261, SLG: 0.190		0-3 K		0-0 CS 3-H	0-0 4-3		0-0 L8-4 SH5-4 1B			3	0	1	0	0	1	0
Jon Matlack, L (1, 1) Skip Lockwood, R (8, 1) Bob Myrick, R (8, 1)		0-3 K			4-0 E SF9 BB		0-0 SH5-4 1-2			1	1	0	0	1	1	0
										0	0	0	0	0	0	0
										0	0	0	0	0	0	0

	AB	28
	R	4
	H	5
	RBI	3
	BB	4
	SO	6
	LOB	9

Inning Stats	1	2	3	4	5	6	7	8	9
	R: 3 H: 3 E: 0 LOB: 0 K: 1 BB: 0 S: 9 P: 12	R: 0 H: 0 E: 0 LOB: 0 K: 2 BB: 0 S: 7 P: 7	R: 0 H: 0 E: 0 LOB: 0 K: 0 BB: 1 S: 2 P: 6	R: 0 H: 1 E: 0 LOB: 1 K: 0 BB: 1 S: 8 P: 15	R: 1 H: 0 E: 1 LOB: 2 K: 1 BB: 2 S: 6 P: 14	R: 0 H: 0 E: 0 LOB: 0 K: 0 BB: 0 S: 3 P: 3	R: 0 H: 1 E: 0 LOB: 0 K: 0 BB: 0 S: 6 P: 8	R: 0 H: 0 E: 0 LOB: 0 K: 1 BB: 0 S: 5 P: 5	R: 0 H: 0 E: 0 LOB: 0 K: 1 BB: 0 S: 8 P: 9

1B: 4	SF: 1	WP: 0	PA: 35
2B: 1	SAC: 1	PB: 0	
3B: 0	DP: 1	SB: 0	
HR: 1	HBP: 0	CS: 2	

PITCHER		IP	WLS	BF	H	R	ER	SO	BB	IBB	HBP	BLK	WP	HR	S	P	ERA	WHIP
Mike Krukow, R ERA: 11.57	(1, 1)	4.1		20	4	4	3	3	4	0	0	0	0	1	28	50	6.23	1.846
Willie Hernandez, L ERA:	(5, 1)	1.2		5	0	0	0	1	0	0	0	0	0	0	7	7	0.00	0.000
Paul Reuschel, R ERA:	(7, 1)	1.0	W	3	1	0	0	0	0	0	0	0	0	0	6	8	0.00	1.000
Bruce Sutter, R ERA: 1.0	(8, 1)	2.0		6	0	0	0	2	0	0	0	0	0	0	13	14	0.00	0.000

PITCHER		IP	WLS	BF	H	R	ER	SO	BB	IBB	HBP	BLK	WP	HR	S	P	ERA	WHIP

Batter	1	2	3	4	5	6	7	8	9	AB	R	H	RBI	BB	SO	LOB
Ivan De Jesus, R (1, 6) OBP: 0.387, SLG: 0.517	F3		1-2 1B			L3-6 2B		BBBSSSTX 3-2 G4-6-3 1-2f		4	0	2	0	0	0	2
Jose Cardenal, R (1, 7) OBP: 0.290, SLG: 0.192	F8		F5			L3-6 2-3			F7	4	0	0	0	0	0	3
Larry Bittner, L (1, 3) OBP: 0.400, SLG: 0.448	4-3			1B 2B		4-3			G1-6-3 1B	4	1	2	0	0	0	0
Bobby Murcer, L (1, 9) OBP: 0.414, SLG: 0.808		L9		FC6-4 2-H 1B			F7		BSSTX 1-2 G1-6-3 1-2f	4	0	1	1	0	0	1
Jerry Morales, R (1, 8) OBP: 0.250, SLG: 0.259		5-3		FC6-4 CS 1-2f			1-3			3	0	0	0	0	0	1
Steve Ontiveros, S (1, 5) OBP: 0.296, SLG: 0.360		4-3		L9			L7			3	0	0	0	0	0	1
George Mitterwald, R (1, 2) OBP: 0.350, SLG: 0.500			5-3	CS 1-2	4-3			F8		3	0	0	0	0	0	0
Manny Trillo, R (1, 4) OBP: 0.385, SLG: 0.520			1B 1B		F9			1B 1B		3	0	2	0	0	0	0
Rick Reuschel, R (1, 1) OBP: 0.333, SLG: 0.333			SSS K		5-3			G4-6-3 1-2 1B		2	0	0	0	0	1	1
Ramon Hernandez, S (7, 1)										0	0	0	0	0	0	0
Greg Gross, L (8, PH) OBP: 0.667, SLG: 0.500										1	0	1	0	0	0	0
Jim Todd, L (8, 1)										0	0	0	0	0	0	0
Inning Stats	R: 0 E: 0 K: 0 S: 3 H: 0 LOB: 0 BB: 0 P: 3	R: 0 E: 0 K: 0 S: 3 H: 0 LOB: 0 BB: 0 P: 3	R: 0 E: 0 K: 1 S: 7 H: 2 LOB: 2 BB: 0 P: 7	R: 1 E: 0 K: 0 S: 4 H: 2 LOB: 0 BB: 0 P: 4	R: 0 E: 0 K: 0 S: 3 H: 0 LOB: 0 BB: 0 P: 3	R: 0 E: 0 K: 0 S: 3 H: 1 LOB: 0 BB: 0 P: 3	R: 0 E: 0 K: 0 S: 3 H: 0 LOB: 0 BB: 0 P: 3	R: 0 E: 0 K: 0 S: 7 H: 2 LOB: 1 BB: 0 P: 10	R: 0 E: 0 K: 0 S: 6 H: 1 LOB: 0 BB: 0 P: 7	1B: 6 2B: 3 3B: 0 HR: 0 SF: 0 SAC: 0 DP: 3 HBP: 0						

PITCHER	IP	WLS	BF	H	R	ER	SO	BB	IBB	HBP	BLK	WP	HR	S	P	ERA	WHIP
Nino Espinosa, R (1, 1) ERA: 0.71	9.0	W	31	8	1	1	1	0	0	0	0	0	0	39	43	1.00	0.889

PITCHER	IP	WLS	BF	H	R	ER	SO	BB	IBB	HBP	BLK	WP	HR	S	P	ERA	WHIP

TOP

Chicago Cubs @ New York Mets

Shea Stadium, Flushing, NY

Sat Apr 16 1977, 3:33 AM EST
Att. 11,423 - Sunny - 65 F

livebaseballscorecards.com

AB	31
R	1
H	8
RBI	1
BB	0
SO	1
LOB	9

WP: 0 PA: 32
PB: 0
SB: 0
CS: 1

Batter	1	2	3	4	5	6	7	8	9	AB	R	H	RBI	BB	SO	LOB
Lee Mazzilli, S (1, 8) OBP: 0.294, SLG: 0.172	4-3			4-3			K K			4	0	0	0	0	2	3
Felix Millan, R (1, 4) OBP: 0.258, SLG: 0.290	3-1			5-3			E3	L4		4	1	0	0	0	0	0
Bruce Boisclair, L (1, 7) OBP: 0.500, SLG: 0.455	4-3			1-3				F8		4	1	1	0	0	0	0
Dave Kingman, R (1, 3) OBP: 0.382, SLG: 0.563		P4			CS			L9		4	1	2	1	0	0	0
Ed Kranepool, L (1, 9) OBP: 0.344, SLG: 0.656 Mike Vail, R (7, PR) OBP: 0.600, SLG: 0.333 (8, 9)		F8			F8			BB		3 0	0 1	1 0	1 0	0 0	0 0	1 0
Roy Staiger, R (1, 5) OBP: 0.333, SLG: 0.500		5-3			K			BB		2	0	0	0	1	1	1
Ron Hodges, L (1, 2) OBP: 0.250, SLG: 0.250 Jerry Grote, R (7, PH) OBP: 0.400, SLG: 0.400 (8, 2)			F9		CS	4-3		1-3		2 1	0 0	0 1	0 2	0 0	0 0	0 0
Bud Harrelson, S (1, 6) OBP: 0.231, SLG: 0.167			4-3			4-3		1-3		3	0	0	0	0	0	3
Nino Espinosa, R (1, 1)			K			6-3		BB		2	0	0	0	1	1	0
Inning Stats	R: 0 E: 0 K: 0 S: 6 H: 0 LOB: 0 BB: 0 P: 8	R: 0 E: 0 K: 0 S: 3 H: 0 LOB: 0 BB: 0 P: 3	R: 0 E: 0 K: 1 S: 5 H: 0 LOB: 0 BB: 0 P: 5	R: 0 E: 0 K: 0 S: 3 H: 0 LOB: 0 BB: 0 P: 3	R: 0 E: 0 K: 1 S: 5 H: 1 LOB: 0 BB: 0 P: 5	R: 0 E: 0 K: 0 S: 6 H: 0 LOB: 0 BB: 0 P: 8	R: 4 E: 1 K: 2 S: 12 H: 4 LOB: 3 BB: 2 P: 20	R: 0 E: 0 K: 0 S: 3 H: 0 LOB: 0 BB: 0 P: 3		1B: 5 2B: 0 3B: 0 HR: 0 SF: 0 SAC: 0 DP: 0 HBP: 0						

PITCHER		IP	WLS	BF	H	R	ER	SO	BB	IBB	HBP	BLK	WP	HR	S	P	ERA	WHIP
Rick Reuschel, R ERA: 3.55	(1, 1)	6.1	L	24	4	4	3	3	1	0	0	0	0	0	35	43	4.26	0.789
Ramon Hernandez, L ERA:	(7, 1)	0.2		4	1	0	0	1	1	0	0	0	0	0	5	9	0.00	3.000
Jim Todd, R ERA: 13.5	(8, 1)	1.0		3	0	0	0	0	0	0	0	0	0	0	3	3	0.00	0.000

PITCHER	IP	WLS	BF	H	R	ER	SO	BB	IBB	HBP	BLK	WP	HR	S	P	ERA	WHIP

BOTTOM

Chicago Cubs @ New York Mets

Shea Stadium, Flushing, NY

Sat Apr 16 1977, 3:33 AM EST

Att. 11,423 - Sunny - 65 F

livebaseballscorecards.com

AB	29
R	4
H	5
RBI	4
BB	2
SO	4
LOB	8

WP: 0 PA: 32
PB: 0
SB: 0
CS: 1

Batter	1	2	3	4	5	6	7	8	9	AB	R	H	RBI	BB	SO	LOB
Ivan De Jesus, R (1, 6) OBP: 0.371, SLG: 0.469	B B S S C 2-3 ① K		B B B B 4-0 CS BB			x 0-0 ② F9			x 0-0 ① 1-3	3	0	0	0	1	1	0
Jose Cardenal, R (1, 7) OBP: 0.265, SLG: 0.172	x 0-0 ② F5		0-0 ③ CS 1-2	x 0-0 ① P4		x 0-0 ③ 5-3			x 0-0 ② G3	3	0	0	0	0	0	0
Jim Todd, L (6, 1)										0	0	0	0	0	0	0
Greg Gross, L (9, PH) OBP: 0.500, SLG: 0.333										1	0	0	0	0	0	0
Larry Biittner, L (1, 3) OBP: 0.353, SLG: 0.394	x 0-0 ③ F7			x 0-0 ② G3			x 0-0 ① P6		x 0-0 ③ 6-3	4	0	0	0	0	0	0
Bobby Murcer, L (1, 9) OBP: 0.375, SLG: 0.724		x 0-0 ① L9		x 0-0 ③ F9			S S S 0-3 ② K			3	0	0	0	0	1	0
Jerry Morales, R (1, 8)		S S S 0-3 ② K			x 0-0 ① 4-3		x 0-0 ③ F3			3	0	0	0	0	1	0
(6, 7)																
Steve Ontiveros, S (1, 5) OBP: 0.367, SLG: 0.385		B B B B 4-0 FC6-4 BB			x 0-0 FC6-4 1B			B B B B 4-0 G6-4-3 BB		1	0	1	0	2	0	0
George Mitterwald, R (1, 2) OBP: 0.304, SLG: 0.429		x 0-0 ③ FC6-4 1-2f			S S S 0-3 ② K			B S S F X 1-2 ①② G6-4-3 1-2f		3	0	0	0	0	1	3
Manny Trillo, R (1, 4) OBP: 0.379, SLG: 0.481			x 0-0 ① 6-3		x 0-0 ③ FC6-4 1-2f			B B B B 4-0 BB		2	0	0	0	1	0	1
Bill Bonham, R (1, 1) OBP: 0.250, SLG: 0.250			S S S 0-3 ② K			B B B S S F X 3-2 ① 1-3		B B S S C 2-3 ③ K		1	0	0	0	0	1	0
Joe Wallis, S (6, PH)										2	0	0	0	0	1	1
(6, 8)																
Inning Stats	R: 0 E: 0 K: 1 S: 6 H: 0 LOB: 0 BB: 0 P: 8	R: 0 E: 0 K: 1 S: 5 H: 0 LOB: 1 BB: 1 P: 9	R: 0 E: 0 K: 1 S: 4 H: 0 LOB: 0 BB: 1 P: 8	R: 0 E: 0 K: 0 S: 3 H: 0 LOB: 0 BB: 0 P: 3	R: 0 E: 0 K: 1 S: 6 H: 1 LOB: 1 BB: 0 P: 6	R: 0 E: 0 K: 0 S: 6 H: 0 LOB: 0 BB: 0 P: 9	R: 0 E: 0 K: 1 S: 5 H: 0 LOB: 0 BB: 0 P: 5	R: 0 E: 0 K: 1 S: 8 H: 0 LOB: 1 BB: 2 P: 19	R: 0 E: 0 K: 0 S: 3 H: 0 LOB: 0 BB: 0 P: 3	1B: 1 2B: 0 3B: 0 HR: 0	SF: 0 SAC: 0 DP: 1 HBP: 0						

TOP

Chicago Cubs @ New York Mets

Shea Stadium, Flushing, NY

Sun Apr 17 1977, 3:33 AM EST

Att. 35,337 - Sunny - 66 F

livebaseballscorecards.com

AB	26
R	0
H	1
RBI	0
BB	4
SO	6
LOB	5

PITCHER	IP	WLS	BF	H	R	ER	SO	BB	IBB	HBP	BLK	WP	HR	S	P	ERA	WHIP
Tom Seaver, R (1, 1) ERA: 1.08	9.0	W	30	1	0	0	6	4	0	0	0	0	0	46	70	0.00	0.556

PITCHER	IP	WLS	BF	H	R	ER	SO	BB	IBB	HBP	BLK	WP	HR	S	P	ERA	WHIP

BOTTOM

Batter	1	2	3	4	5	6	7	8	9	AB	R	H	RBI	BB	SO	LOB
Lee Mazzilli, S (1, 8) OBP: 0.316, SLG: 0.212	2B 1B		HR 1B		F5		E3 E 1B 1-2 3-H			4	3	2	0	0	0	1
Felix Millan, R (1, 4) OBP: 0.229, SLG: 0.257	P7		4-3 1-2		5-3		E6 1B 1-2 2-3			4	0	0	0	0	0	4
Bruce Boisclair, L (1, 7) OBP: 0.500, SLG: 0.533	1-H 2B		K		K		G6-4-3 1B 1-2 2-H 3-H			4	0	2	3	0	2	1
Dave Kingman, R (1, 3) OBP: 0.395, SLG: 0.629	F9		2-H HR			G5-4-3 HBP	G6-4-3 1-2f			3	1	1	2	0	0	3
Ed Kranepool, L (1, 9) OBP: 0.371, SLG: 0.647 Mike Vail, R (7, 9) OBP: 0.500, SLG: 0.250	IBB		1B			P8		6-3		2 1	0 0	1 0	0 0	1 0	0 0	1 0
John Stearns, R (1, 2) OBP: 0.207, SLG: 0.310	L6		F7			G5-4-3 1-2f		1B 1B		4	0	1	0	0	0	4
Roy Staiger, R (1, 5) OBP: 0.318, SLG: 0.450		4-3		F9			E5 E E	FC6-4 1-2 1B		4	1	1	0	0	0	0
Bud Harrelson, S (1, 6) OBP: 0.200, SLG: 0.143		4-3		L8			E3 E E 1B 1-3	K		4	1	0	0	0	1	3
Tom Seaver, R (1, 1) OBP: 0.222, SLG: 0.125		F9		L8			K	FC6-4 1-2f		4	0	0	0	0	1	4
Inning Stats	R: 1 H: 2 E: 0 LOB: 2 K: 0 BB: 1 S: 5 P: 9	R: 0 H: 0 E: 0 LOB: 0 K: 0 BB: 0 S: 3 P: 3	R: 2 H: 3 E: 0 LOB: 1 K: 1 BB: 0 S: 12 P: 15	R: 0 H: 0 E: 0 LOB: 0 K: 0 BB: 0 S: 3 P: 3	R: 0 H: 0 E: 0 LOB: 0 K: 1 BB: 0 S: 5 P: 5	R: 0 H: 0 E: 0 LOB: 0 K: 0 BB: 0 S: 2 P: 3	R: 3 H: 1 E: 4 LOB: 1 K: 1 BB: 0 S: 9 P: 9	R: 0 H: 2 E: 0 LOB: 2 K: 1 BB: 0 S: 8 P: 10		1B: 6 SF: 0 2B: 1 SAC: 0 3B: 0 DP: 2 HR: 1 HBP: 1						

PITCHER		IP	WLS	BF	H	R	ER	SO	BB	IBB	HBP	BLK	WP	HR	S	P	ERA	WHIP
Bill Bonham, R ERA: 3.21	(1, 1)	5.0	L	21	5	3	3	2	0	1	0	0	0	1	28	35	5.40	1.000
Jim Todd, R ERA: 4.15	(6, 1)	3.0		15	3	3	0	2	0	0	1	0	0	0	19	22	0.00	1.000

PITCHER	IP	WLS	BF	H	R	ER	SO	BB	IBB	HBP	BLK	WP	HR	S	P	ERA	WHIP

Chicago Cubs @ New York Mets

Shea Stadium, Flushing, NY

Sun Apr 17 1977, 3:33 AM EST

Att. 35,337 - Sunny - 66 F

livebaseballscorecards.com

AB	34
R	6
H	8
RBI	5
BB	1
SO	4
LOB	21

Batter	1	2	3	4	5	6	7	8	9	AB	R	H	RBI	BB	SO	LOB
Lee Mazzilli, S (1, 8) OBP: 0.286, SLG: 0.189	1-3		3-1			F8		6-3		4	0	0	0	0	0	0
Felix Millan, R (1, 4) OBP: 0.231, SLG: 0.237	F8		F8			E6 2B		BBBB 4-0 G4-6-3 BB		3	1	0	0	1	0	0
Bruce Boisclair, L (1, 7) OBP: 0.429, SLG: 0.444	4-3			G3		F8		G4-6-3 1-2f		3	0	0	0	0	0	1
Joe Torre, R (8, PH) OBP: 0.429, SLG: 1.000 (8, 3)										1	0	0	0	0	0	1
Dave Kingman, R (1, 3) OBP: 0.405, SLG: 0.718 (8, 7)		K		K		1-H 2B			HR	4	1	2	2	0	2	0
Ed Kranepool, L (1, 9) OBP: 0.385, SLG: 0.622		F7		1B		IBB			K	3	0	1	0	1	1	0
John Stearns, R (1, 2) OBP: 0.212, SLG: 0.281		BBBB 4-0 1B BB		P6		K			K	3	0	0	0	1	2	3
Roy Staiger, R (1, 5) OBP: 0.308, SLG: 0.417		1-2 FC3-6 1B			6-3		K		K	4	0	1	0	0	2	0
Bud Harrelson, S (1, 6) OBP: 0.188, SLG: 0.133		FC3-6 1-2f			F7		K			2	0	0	0	0	0	2
Mike Phillips, L (7, PH) (7, 6)										1	0	0	0	0	1	0
Craig Swan, R (1, 1)			F9		F7		K			2	0	0	0	0	0	0
Mike Vail, R (7, PH) OBP: 0.429, SLG: 0.200										1	0	0	0	0	1	0
Bob Myrick, R (7, 1)										0	0	0	0	0	0	0
Inning Stats	R: 0 E: 0 K: 0 S: 3 H: 0 LOB: 0 BB: 0 P: 3	R: 0 E: 0 K: 1 S: 6 H: 1 LOB: 2 BB: 1 P: 10	R: 0 E: 0 K: 0 S: 3 H: 0 LOB: 0 BB: 0 P: 3	R: 0 E: 0 K: 1 S: 6 H: 1 LOB: 1 BB: 0 P: 6	R: 0 E: 0 K: 0 S: 3 H: 0 LOB: 0 BB: 0 P: 3	R: 1 E: 1 K: 1 S: 7 H: 1 LOB: 2 BB: 1 P: 11	R: 0 E: 0 K: 3 S: 9 H: 0 LOB: 0 BB: 0 P: 9	R: 0 E: 0 K: 0 S: 2 H: 0 LOB: 0 BB: 1 P: 6	R: 1 E: 0 K: 3 S: 10 H: 1 LOB: 0 BB: 0 P: 10	1B: 2 2B: 1 3B: 0 HR: 1 SF: 0 SAC: 0 DP: 1 HBP: 0							

TOP

New York Mets @ St. Louis Cardinals

Busch Stadium, St. Louis, MO

Mon Apr 18 1977, 6:05 PM CST

Att. 8,855 - Unknown

livebaseballscorecards.com

AB	31
R	2
H	4
RBI	2
BB	3
SO	9
LOB	7

WP: 0 PB: 0 SB: 0 CS: 0 PA: 34

PITCHER		IP	WLS	BF	H	R	ER	SO	BB	IBB	HBP	BLK	WP	HR	S	P	ERA	WHIP
Bob Forsch, R ERA: 1.17	(1, 1)	7.1	W	29	3	1	0	6	2	1	0	0	0	0	38	50	0.00	0.682
Al Hrabosky, L ERA: 4.5	(8, 1)	1.2	S	5	1	1	1	3	0	0	0	0	0	1	11	11	5.40	0.600

PITCHER		IP	WLS	BF	H	R	ER	SO	BB	IBB	HBP	BLK	WP	HR	S	P	ERA	WHIP

New York Mets @ St. Louis Cardinals

Busch Stadium, St. Louis, MO

Mon Apr 18 1977, 6:05 PM CST

Att. 8,855 - Unknown

livebaseballscorecards.com

BOTTOM

Batter	1	2	3	4	5	6	7	8	9	AB	R	H	RBI	BB	SO	LOB
Lou Brock, L (1, 7) OBP: 0.333, SLG: 0.455	L6		4-3		4-0 1B IBB		6-3			2	0	0	0	1	0	0
Joel Youngblood, R (7, PH) (8, 7) OBP: 0.250, SLG: 0.143										1	0	0	0	0	0	0
Garry Templeton, S (1, 6) OBP: 0.273, SLG: 0.310	K		6-3		1-2 2-3 3-H 1B		F9			4	0	1	1	0	1	0
Bake McBride, L (1, 8) OBP: 0.290, SLG: 0.567	K			3-1	L5 3-H			K		3	0	0	0	0	1	3
Mike Anderson, R (8, 9) OBP: 0.300, SLG: 0.222										1	0	0	0	0	1	0
Ted Simmons, S (1, 2) OBP: 0.390, SLG: 0.564		F9		E S 1B		HR G3 1B		F8		4	1	2	0	0	0	0
Keith Hernandez, L (1, 3) OBP: 0.375, SLG: 0.629		BBBB 4-0 F9 BB BB		F5 1-3		P6		6-3		3	0	0	0	1	0	2
Tony Scott, S (1, 9) (8, 8) OBP: 0.471, SLG: 0.600		BBBB 4-0 1-2 BB		SSS K		G3 1-2				2	0	0	0	1	1	2
Ken Reitz, R (1, 5) OBP: 0.222, SLG: 0.343		F9 2-3			SH2-4 1B 1B 1B	2-H HR				3	2	2	2	0	0	2
Mike Tyson, R (1, 4) OBP: 0.400, SLG: 0.500		6-3			1B SH2-4 1-2 L5 1B	5-3				3	0	1	0	0	0	2
Bob Forsch, R (1, 1) OBP: 0.250, SLG: 0.143			5-3		SH2-4 1-2 2-3		F8			2	0	0	0	0	0	0
Al Hrabosky, R (8, 1)										0	0	0	0	0	0	0
Inning Stats	R: 0 E: 0 K: 2 S: 7 H: 0 LOB: 0 BB: 0 P: 7	R: 0 E: 0 K: 0 S: 3 H: 0 LOB: 2 BB: 2 P: 11	R: 0 E: 0 K: 0 S: 3 H: 0 LOB: 0 BB: 0 P: 3	R: 0 E: 0 K: 1 S: 6 H: 1 LOB: 1 BB: 0 P: 6	R: 1 E: 0 K: 0 S: 5 H: 3 LOB: 2 BB: 1 P: 9	R: 2 E: 0 K: 0 S: 5 H: 2 LOB: 0 BB: 0 P: 5	R: 0 E: 0 K: 0 S: 3 H: 0 LOB: 0 BB: 0 P: 3	R: 0 E: 0 K: 1 S: 5 H: 0 LOB: 0 BB: 0 P: 5		1B: 5 2B: 1 3B: 0 HR: 1	SF: 0 SAC: 1 DP: 1 HBP: 0						

	AB	28
	R	3
	H	6
	RBI	3
	BB	3
	SO	4
	LOB	11

WP: 0 PB: 0 SB: 1 CS: 0 PA: 32

PITCHER		IP	WLS	BF	H	R	ER	SO	BB	IBB	HBP	BLK	WP	HR	S	P	ERA	WHIP
Craig Swan, R ERA: 9.0	(1, 1)	6.0	L	26	6	3	3	3	2	1	0	0	0	1	29	41	4.50	1.333
Bob Myrick, L ERA: 1.08	(7, 1)	2.0		6	0	0	0	1	0	0	0	0	0	0	8	8	0.00	0.000

PITCHER	IP	WLS	BF	H	R	ER	SO	BB	IBB	HBP	BLK	WP	HR	S	P	ERA	WHIP

Batter	1	2	3	4	5	6	7	8	9	AB	R	H	RBI	BB	SO	LOB
Lee Mazzilli, S (1, 8) OBP: 0.298, SLG: 0.195	P3		F7		2B 1B		4-3	BBB S BB		4	1	1	0	1	0	2
Felix Millan, R (1, 4) OBP: 0.227, SLG: 0.256	F9		F9		1-H 1B 2B		E6 1B	1-2 F3		5	2	1	1	0	0	4
Mike Vail, R (1, 9) OBP: 0.500, SLG: 0.250	SSS K		BBBB 1-2 2-3 BB		2-H 1B		BBBB 1B BB	4-3		3	0	1	1	2	1	2
Dave Kingman, R (1, 7) OBP: 0.404, SLG: 0.674 (6, 3)		BBBB 4-3 WP BB	F3		F8		SSS K		G6-4-3 1B	4	0	1	0	1	1	6
Joe Torre, R (1, 3) OBP: 0.400, SLG: 0.778 John Milner, L (6, PR) (6, 7) OBP: 0.227, SLG: 0.400	4-3 1-3	SSS K		BBBB 1B SH2-4 SF9 BB	1-3 2-H FC6-4 1B		F7		2 0 0 0 1 1 1 2 1 1 1 0 0 1							
Roy Staiger, R (1, 5) OBP: 0.267, SLG: 0.357	2-3	F3		SH2-4 1-2	FC6-4 1-2f		G6-4-3 1-2f		4	0	0	0	0	0	4	
John Stearns, R (1, 2) OBP: 0.243, SLG: 0.306	F9	P4		SF9 2-3 1B			2B SF8 1B		4	1	2	0	0	0	1	
Bud Harrelson, S (1, 6) OBP: 0.206, SLG: 0.129 Ed Kranepool, L (6, PH) OBP: 0.375, SLG: 0.622 Mike Phillips, L (6, 6) OBP: 0.143, SLG: 0.154		BBBB BB 1B BB		1-3	SF9 1-2 3-H		SF8 1-3 2B		1 0 0 0 1 0 0 0 0 0 1 0 0 0 1 0 1 0 0 0 0							
Jerry Koosman, R (1, 1) OBP: 0.111, SLG: 0.125 Skip Lockwood, R (8, 1)		1-2 BB 1B		F9	SSS K		SF8 2-3 3-H		3 0 1 1 0 1 2 0 0 0 0 0 0 0							
Inning Stats	R: 0 H: 0 E: 0 LOB: 0 K: 1 BB: 0 S: 5 P: 5	R: 0 H: 0 E: 0 LOB: 1 K: 0 BB: 1 S: 3 P: 7	R: 0 H: 1 E: 0 LOB: 3 K: 0 BB: 2 S: 4 P: 12	R: 0 H: 0 E: 0 LOB: 0 K: 1 BB: 0 S: 5 P: 5	R: 2 H: 3 E: 0 LOB: 1 K: 0 BB: 0 S: 6 P: 6	R: 1 H: 1 E: 0 LOB: 2 K: 1 BB: 1 S: 6 P: 10	R: 1 H: 1 E: 1 LOB: 2 K: 1 BB: 1 S: 7 P: 11	R: 1 H: 2 E: 0 LOB: 2 K: 0 BB: 1 S: 5 P: 9	R: 0 H: 1 E: 0 LOB: 0 K: 0 BB: 0 S: 3 P: 3	1B: 7 SF: 2 2B: 2 SAC: 1 3B: 0 DP: 1 HR: 0 HBP: 0				WP: 1 PA: 42 PB: 0 SB: 1 CS: 0		

TOP

New York Mets @ St. Louis Cardinals

Busch Stadium, St. Louis, MO

Tue Apr 19 1977, 6:05 PM CST

Att. 8,689 - Unknown

livebaseballscorecards.com

AB	33
R	5
H	9
RBI	5
BB	6
SO	4
LOB	23

PITCHER		IP	WLS	BF	H	R	ER	SO	BB	IBB	HBP	BLK	WP	HR	S	P	ERA	WHIP
Pete Falcone, L ERA: 8.76	(1, 1)	5.1	L	25	5	3	3	2	4	0	0	0	1	0	25	41	5.06	1.688
Clay Carroll, R ERA: 3.68	(6, 1)	1.1		6	0	1	0	2	1	0	0	0	0	0	9	13	0.00	0.750
Buddy Schultz, L ERA: 1.69	(7, 1)	0.1		2	1	0	0	0	0	0	0	0	0	0	2	2	0.00	3.000
John Sutton, R ERA: 6.75	(8, 1)	0.1		4	2	1	1	0	1	0	0	0	0	0	3	7	27.00	9.000
John Urrea, R ERA:	(8, 1)	1.2		5	1	0	0	0	0	0	0	0	0	0	5	5	0.00	0.600

PITCHER	IP	WLS	BF	H	R	ER	SO	BB	IBB	HBP	BLK	WP	HR	S	P	ERA	WHIP

BOTTOM

New York Mets @ St. Louis Cardinals

Busch Stadium, St. Louis, MO

Tue Apr 19 1977, 6:05 PM CST

Att. 8,689 - Unknown

livebaseballscorecards.com

Batter	1	2	3	4	5	6	7	8	9	AB	R	H	RBI	BB	SO	LOB
Joel Youngblood, R (1, 7) OBP: 0.417, SLG: 0.222 Lou Brock, L (9, PH) OBP: 0.324, SLG: 0.441	BBBB 4-0 FC6-4 BB		X 0-0 ② 2-3		BBBB 4-0 BB			X 0-0 BB BLK 1B	X 0-0 ③ F8	2 1	0 0	1 0	0 0	2 0	0 0	0 1
Garry Templeton, S (1, 6) OBP: 0.250, SLG: 0.283	X 0-0 ① FC6-4 G6-4-3 1-2f		X 0-0 ③ 5-3		X 0-0 ③ 6-3			SSS 0-3 ① K 1-2		4	0	0	0	0	1	4
Tony Scott, S (1, 8) OBP: 0.476, SLG: 0.611	X 0-0 ② ③ G6-4-3 1-2f			BBBB 4-0 CS BB		X 0-0 F8 2B		X 0-0 ② 5-3		3	0	1	0	1	0	2
Ted Simmons, S (1, 2) OBP: 0.400, SLG: 0.548		X 0-0 HR 1B		X 0-0 ① ② F7 1-2		X 0-0 ① F8 2-3		H 1-0 BB HBP		3	1	1	0	0	0	2
Roger Freed, R (1, 3) OBP: 0.600, SLG: 0.333 Jerry Davanon, R (8, PR) Jerry Mumphrey, S (9, 9) OBP: 0.333, SLG: 0.200		X 0-0 ① P4		BBBB 4-0 BB		X 0-0 ② P4		BBBB 4-0 1-2 2-3 BB		2 0 0	0 0 0	0 0 0	0 0 0	2 0 0	0 0 0	2 0 0
Hector Cruz, R (1, 9) OBP: 0.242, SLG: 0.333 Keith Hernandez, L (8, PH) OBP: 0.366, SLG: 0.611 (9, 3)		X 0-0 1-H HR		X 0-0 ③ 4-3		SSS 0-3 ③ K		X 0-0 ③ F7		3 1	1 0	1 0	2 0	0 0	1 0	2 3
Ken Reitz, R (1, 5) OBP: 0.250, SLG: 0.385		X 0-0 ② 1-4-3			X 0-0 G3 2B		X 0-0 ① 6-3		X 0-0 1B	4	0	2	0	0	0	0
Mike Tyson, R (1, 4) OBP: 0.286, SLG: 0.357		SSS 0-3 ③ K			SSS 0-3 ① K		X 0-0 ② 6-3		SSS 0-3 ① K	4	0	0	0	0	3	2
Pete Falcone, L (1, 1) Clay Carroll, R (6, 1) Buddy Schultz, R (7, 1) Mike Anderson, R (7, PH) OBP: 0.273, SLG: 0.200 John Sutton, R (8, 1) John Urrea, R (8, 1) Bake McBride, L (9, PH) OBP: 0.281, SLG: 0.548			X 0-0 ① 5-3		X 0-0 ② G3 2-3		X 0-0 ③ F7		SSS 0-3 ② K	2 0 0 1 0 0 0	0 0 0 0 0 0 1	0 0 0 0 0 0 1	0 0 0 0 0 0 1	0 0 0 0 0 0 0	0 0 0 0 0 0 1	1 0 0 0 0 0 1
Inning Stats	R: 0 H: 0 E: 0 LOB: 0 K: 0 BB: 1 S: 2 P: 6	R: 2 H: 2 E: 0 LOB: 0 K: 1 BB: 0 S: 7 P: 7	R: 0 H: 0 E: 0 LOB: 0 K: 0 BB: 0 S: 3 P: 3	R: 0 H: 0 E: 0 LOB: 1 K: 0 BB: 2 S: 2 P: 10	R: 0 H: 1 E: 0 LOB: 2 K: 1 BB: 1 S: 6 P: 10	R: 0 H: 1 E: 0 LOB: 1 K: 1 BB: 0 S: 6 P: 6	R: 0 H: 0 E: 0 LOB: 0 K: 0 BB: 0 S: 3 P: 3	R: 0 H: 1 E: 0 LOB: 3 K: 1 BB: 1 S: 6 P: 11	R: 0 H: 1 E: 0 LOB: 1 K: 2 BB: 0 S: 8 P: 8	1B: 3 2B: 2 3B: 0 HR: 1	SF: 0 SAC: 0 DP: 1 HBP: 1			WP: 0 PB: 0 SB: 0 CS: 1	PA: 37		

	AB	31
	R	2
	H	6
	RBI	2
	BB	5
	SO	6
	LOB	20

PITCHER		IP	WLS	BF	H	R	ER	SO	BB	IBB	HBP	BLK	WP	HR	S	P	ERA	WHIP
Jerry Koosman, L ERA: 3.74	(1, 1)	7.2	W	32	5	2	2	4	5	0	1	1	0	1	34	55	2.35	1.304
Skip Lockwood, R ERA: 9.64	(8, 1)	1.1	S	5	1	0	0	2	0	0	0	0	0	0	9	9	0.00	0.750

PITCHER	IP	WLS	BF	H	R	ER	SO	BB	IBB	HBP	BLK	WP	HR	S	P	ERA	WHIP

Batter	1	2	3	4	5	6	7	8	9	AB	R	H	RBI	BB	SO	LOB
Lee Mazzilli, S (1, 8) OBP: 0.294, SLG: 0.200	F7		F9			L9			FC6-4, 1B	4	0	1	0	0	0	2
Felix Millan, R (1, 4) OBP: 0.208, SLG: 0.234	F7			G3		1-4-3			FC6-4, 1-2f, HR	4	1	0	0	0	0	2
John Milner, L (1, 7) OBP: 0.208, SLG: 0.364	4-3			L4			F8		1-H, HR	2	0	0	0	0	0	0
Bruce Boisclair, L (4, 7) OBP: 0.435, SLG: 0.600										2	1	1	2	0	0	0
Dave Kingman, R (1, 3) OBP: 0.392, SLG: 0.638		G3-6-3, 1B		K			L7		L7	4	0	1	0	0	1	0
Ed Kranepool, L (1, 9) OBP: 0.349, SLG: 0.575		G3-6-3, 1-2f			F8		L8			3	0	0	0	0	0	1
Mike Phillips, L (1, 6) OBP: 0.176, SLG: 0.188		K			F9			G6-4-3, 1B		3	0	1	0	0	1	0
John Stearns, R (1, 2) OBP: 0.250, SLG: 0.333			2B		F7			G6-4-3, 1-2f		3	0	1	0	0	0	1
Roy Staiger, R (1, 5) OBP: 0.242, SLG: 0.323			6-3			K		6-3		3	0	0	0	0	1	1
Jon Matlack, L (1, 1) OBP: 0.333, SLG: 0.200			K			1B			K	2	0	1	0	0	1	1
Ray Sadecki, L (8, 1)										0	0	0	0	0	0	0
Ron Hodges, L (9, PH) OBP: 0.200, SLG: 0.200										1	0	0	0	0	1	0
Inning Stats	R: 0 E: 0 K: 0 S: 3 H: 0 LOB: 0 BB: 0 P: 3	R: 0 E: 0 K: 1 S: 5 H: 1 LOB: 0 BB: 0 P: 5	R: 0 E: 0 K: 1 S: 6 H: 1 LOB: 0 BB: 0 P: 6	R: 0 E: 0 K: 1 S: 5 H: 0 LOB: 0 BB: 0 P: 5	R: 0 E: 0 K: 0 S: 3 H: 0 LOB: 0 BB: 0 P: 3	R: 0 E: 0 K: 1 S: 6 H: 1 LOB: 1 BB: 0 P: 6	R: 0 E: 0 K: 0 S: 3 H: 0 LOB: 0 BB: 0 P: 3	R: 0 E: 0 K: 0 S: 3 H: 1 LOB: 0 BB: 0 P: 3	R: 2 E: 0 K: 1 S: 7 H: 2 LOB: 0 BB: 0 P: 7	1B: 4 2B: 1 3B: 0 HR: 1 SF: 0 SAC: 0 DP: 2 HBP: 0	WP: 0 PB: 0 SB: 0 CS: 0 PA: 31					

PITCHER	IP	WLS	BF	H	R	ER	SO	BB	IBB	HBP	BLK	WP	HR	S	P	ERA	WHIP
Eric Rasmussen, R (1, 1) ERA: 3.13	9.0	W	31	6	2	2	5	0	0	0	0	0	1	41	41	2.00	0.667

PITCHER	IP	WLS	BF	H	R	ER	SO	BB	IBB	HBP	BLK	WP	HR	S	P	ERA	WHIP

TOP

New York Mets @ St. Louis Cardinals

Busch Stadium, St. Louis, MO

Wed Apr 20 1977, 3:33 AM CST

Att. 11,207 - Cloudy

livebaseballscorecards.com

AB	31
R	2
H	6
RBI	2
BB	0
SO	5
LOB	8

Batter	1	2	3	4	5	6	7	8	9	AB	R	H	RBI	BB	SO	LOB
Lou Brock, L (1, 7) OBP: 0.317, SLG: 0.421	G3		F8		CS 1-3 1B		F7			4	0	1	0	0	0	0
Tony Scott, S (8, 8) OBP: 0.476, SLG: 0.611										0	0	0	0	0	0	0
Don Kessinger, S (1, 6) OBP: 0.308, SLG: 0.217	6-3		L4		CS 1-2	1B HR 1B		K		4	1	1	0	0	1	0
Bake McBride, L (1, 8) OBP: 0.257, SLG: 0.500	K		4-3			K		1B 1B		3	0	0	0	0	2	1
Jerry Mumphrey, S (8, 7) OBP: 0.429, SLG: 0.333										1	1	1	0	0	0	0
Hector Cruz, R (1, 9) OBP: 0.297, SLG: 0.364		1B FC3-2-5 BB		L7		HR 1-3 1B		4-3 1B 1-3 1B		3	1	2	0	1	0	0
Ted Simmons, S (1, 2) OBP: 0.429, SLG: 0.630		FC3-2-5 1-3 1B		5-3		1-H 3-H HR		4-3 1-2 3-H 1B		4	1	3	4	0	0	0
Keith Hernandez, L (1, 3) OBP: 0.356, SLG: 0.575		FC3-2-5 1-3 3-H		F7		G4-3 1B		4-3 1-2 2-3		4	0	1	0	0	0	4
Ken Reitz, R (1, 5) OBP: 0.273, SLG: 0.405		IBB			FC1-6-S 2B	G4-3 1-2f		5-3		3	0	1	0	1	0	3
Mike Tyson, R (1, 4) OBP: 0.235, SLG: 0.294		K			FC1-6-5 1B 2-3		F5			3	0	0	0	0	1	4
Eric Rasmussen, R (1, 1) OBP: 0.143, SLG: 0.286		K			K		L6			3	0	0	0	0	2	4
Inning Stats	R: 0 E: 0 K: 1 S: 5 H: 0 LOB: 0 BB: 0 P: 5	R: 0 E: 0 K: 2 S: 8 H: 1 LOB: 3 BB: 2 P: 16	R: 0 E: 0 K: 0 S: 3 H: 0 LOB: 0 BB: 0 P: 3	R: 0 E: 0 K: 0 S: 3 H: 0 LOB: 0 BB: 0 P: 3	R: 0 E: 0 K: 1 S: 6 H: 2 LOB: 1 BB: 0 P: 6	R: 3 E: 0 K: 1 S: 8 H: 4 LOB: 0 BB: 0 P: 8	R: 0 E: 0 K: 0 S: 3 H: 0 LOB: 0 BB: 0 P: 3	R: 1 E: 0 K: 1 S: 8 H: 3 LOB: 2 BB: 0 P: 8		1B: 8 2B: 1 3B: 0 HR: 1	SF: 0 SAC: 0 DP: 1 HBP: 0						

PITCHER	IP	WLS	BF	H	R	ER	SO	BB	IBB	HBP	BLK	WP	HR	S	P	ERA	WHIP
Jon Matlack, L (1, 1) ERA: 4.79	7.1	L	32	10	4	4	6	1	1	0	0	0	1	42	50	4.91	1.500
Ray Sadecki, L (8, 1) ERA: 4.5	0.2		2	0	0	0	0	0	0	0	0	0	0	2	2	0.00	0.000

PITCHER	IP	WLS	BF	H	R	ER	SO	BB	IBB	HBP	BLK	WP	HR	S	P	ERA	WHIP

BOTTOM

New York Mets @ St. Louis Cardinals

Busch Stadium, St. Louis, MO

Wed Apr 20 1977, 3:33 AM CST
Att. 11,207 - Cloudy

livebaseballscorecards.com

AB	32
R	4
H	10
RBI	4
BB	2
SO	6
LOB	16

Batter	1	2	3	4	5	6	7	8	9	AB	R	H	RBI	BB	SO	LOB
Omar Moreno, L (1, 8) OBP: 0.250, SLG: 0.243	P4		BBB S BB		PO 2-3	SSS K		S 1B	SSS K	4	1	1	0	1	2	2
Ed Ott, L (1, 2) OBP: 0.556, SLG: 0.385	F8		BBB 1-2 BB			BBB BB		1-H HR 1B	1-3 2-H 1B	3	1	2	2	2	0	0
Dave Parker, L (1, 9) OBP: 0.407, SLG: 0.627	FC6 1B		F9			SSS K		1-H HR	4-3	5	1	2	2	0	1	5
Al Oliver, L (1, 7) OBP: 0.194, SLG: 0.257	FC6 1-2f			4-3		6-3		FC6-4 1B		4	0	1	0	0	0	2
Bill Robinson, R (1, 3) OBP: 0.371, SLG: 0.531		SSS K		SSS K			1B	F9		4	0	1	0	0	2	1
Kent Tekulve, R (8, 1)										0	0	0	0	0	0	0
Rennie Stennett, R (1, 4) OBP: 0.333, SLG: 0.435		F9		F4			F7	FC6-4 1-2f		4	0	0	0	0	0	2
Phil Garner, R (1, 5) OBP: 0.314, SLG: 0.422		F4			P4		F9	SH3 1B		4	1	1	0	0	0	1
Frank Taveras, R (1, 6) OBP: 0.264, SLG: 0.224			F9		PO S 1B		SSS K	SH3 1-2		3	0	1	0	0	1	1
Jerry Reuss, L (1, 1) OBP: 0.286, SLG: 0.286			6-3		SSS K 1-2			P4	BBB 1B BB	2	0	0	0	0	1	1
Rich Gossage, R (7, 1) OBP: 0.500, SLG: 1.000										0	0	0	0	0	0	0
Miguel Dilone, S (8, PH) OBP: 0.190, SLG: 0.150										1	0	0	0	0	0	0
Ed Kirkpatrick, L (8, 3) OBP: 0.375, SLG: 0.364										0	0	0	0	1	0	0
Inning Stats	R: 0 E: 0 K: 0 S: 4 H: 1 LOB: 1 BB: 0 P: 4	R: 0 E: 0 K: 1 S: 5 H: 0 LOB: 0 BB: 0 P: 5	R: 0 E: 0 K: 0 S: 3 H: 0 LOB: 2 BB: 2 P: 11	R: 0 E: 0 K: 1 S: 5 H: 0 LOB: 0 BB: 0 P: 5	R: 0 E: 0 K: 1 S: 5 H: 1 LOB: 0 BB: 0 P: 5	R: 0 E: 0 K: 2 S: 7 H: 0 LOB: 1 BB: 1 P: 11	R: 0 E: 0 K: 1 S: 6 H: 1 LOB: 1 BB: 0 P: 6	R: 3 E: 0 K: 0 S: 7 H: 4 LOB: 1 BB: 0 P: 7	R: 1 E: 0 K: 1 S: 7 H: 2 LOB: 2 BB: 1 P: 11	1B: 8 2B: 0 3B: 0 HR: 1	SF: 0 SAC: 1 DP: 0 HBP: 0						

PITCHER		IP	WLS	BF	H	R	ER	SO	BB	IBB	HBP	BLK	WP	HR	S	P	ERA	WHIP
Tom Seaver, R ERA: 1.67	(1, 1)	7.1		30	6	3	3	6	3	0	0	0	0	1	39	51	3.68	1.227
Bob Myrick, L ERA: 2.0	(8, 1)	0.2	L	4	2	1	1	0	0	0	0	0	0	0	4	4	13.50	3.000
Skip Lockwood, R ERA: 7.94	(9, 1)	1.0		5	1	0	0	1	1	0	0	0	0	0	6	10	0.00	2.000

PITCHER	IP	WLS	BF	H	R	ER	SO	BB	IBB	HBP	BLK	WP	HR	S	P	ERA	WHIP

TOP

Pittsburgh Pirates @ New York Mets

Shea Stadium, Flushing, NY

Fri Apr 22 1977, 6:05 PM EST

Att. 19,495 - Unknown

livebaseballscorecards.com

AB	34
R	4
H	9
RBI	4
BB	4
SO	7
LOB	15

1B: 8	SF: 0	WP: 0	PA: 40
2B: 0	SAC: 1	PB: 0	
3B: 0	DP: 0	SB: 3	
HR: 1	HBP: 0	CS: 0	

BOTTOM

Pittsburgh Pirates @ New York Mets

Shea Stadium, Flushing, NY

Fri Apr 22 1977, 6:05 PM EST

Att. 19,495 - Unknown

livebaseballscorecards.com

Batter	1	2	3	4	5	6	7	8	9	AB	R	H	RBI	BB	SO	LOB
Lee Mazzilli, S (1, 8) OBP: 0.309, SLG: 0.208	BBBB 4-0 6-3 1B BB		x 0-0 CS 1B			x 0-0 ② 5-3		SSS 0-3 ① K		3	1	1	0	1	1	0
Felix Millan, R (1, 4) OBP: 0.231, SLG: 0.224	x 0-0 ① 6-3 1-2		0-0 ③ CS 1-2	x 0-0 ① G3		H 1-0 HBP		BBBB 4-0 2B 5-3 BB		2	1	0	0	1	0	1
Mike Vail, R (1, 9) OBP: 0.467, SLG: 0.273 Ed Kranepool, L (8, PH) OBP: 0.364, SLG: 0.610 (9, 9)	x 0-0 CS 1B 2-H			x 0-0 ② F9		x 0-0 ③ L3		x 0-0 1B 2B 1-3		3 1	0 1	1 1	1 0	0 0	0 0	1 0
Dave Kingman, R (1, 7) OBP: 0.364, SLG: 0.588 (8, 3)	SSS 0-3 ② K			x 0-0 ③ P3			SSS 0-3 ① K	x 0-0 ② 5-3 3-H		4	0	0	1	0	2	2
Joe Torre, R (1, 3) OBP: 0.385, SLG: 0.667 Bruce Boisclair, L (7, PR) OBP: 0.458, SLG: 0.619 (8, 7)	0-0 ③ CS 1-2	x 0-0 ① 4-3			x 0-0 ① F9		x 0-0 E 1B	x 0-0 2-H 1B		3 1	0 0	1 1	0 1	0 0	0 0	0 0
Jerry Grote, R (1, 2) OBP: 0.333, SLG: 0.333		SSS 0-3 ② K			x 0-0 ② 6-3		x 0-0 E8 1-3 1B	x 0-0 ③ 1-3		4	0	1	0	0	1	1
Roy Staiger, R (1, 5) OBP: 0.243, SLG: 0.294		x 0-0 ③ 1-3			BBBB 4-0 BB		SSS 0-3 ② K		x 0-0 ① F9	3	0	0	0	1	1	3
Bud Harrelson, S (1, 6) OBP: 0.216, SLG: 0.121 Mike Phillips, L (9, PH) OBP: 0.167, SLG: 0.176			x 0-0 ① 6-3		x 0-0 ③ 1-4-3		IIII 4-0 IBB		x 0-0 ② 4-3	2 1	0 0	0 0	0 0	1 0	0 0	1 0
Tom Seaver, R (1, 1) OBP: 0.167, SLG: 0.091 Bob Myrick, R (8, 1) Skip Lockwood, R (9, 1) Ron Hodges, L (9, 2) OBP: 0.167, SLG: 0.167			SSS 0-3 ② K			SSS 0-3 ① K	SSS 0-3 ③ K		x 0-0 ③ F7	3 0 0 1	0 0 0 0	0 0 0 0	0 0 0 0	0 0 0 0	3 0 0 0	3 0 0 0
Inning Stats	R: 1 H: 1 E: 0 LOB: 0 K: 1 BB: 1 S: 5 P: 9	R: 0 H: 0 E: 0 LOB: 0 K: 1 BB: 0 S: 5 P: 5	R: 0 H: 1 E: 0 LOB: 0 K: 1 BB: 0 S: 5 P: 5	R: 0 H: 0 E: 0 LOB: 0 K: 0 BB: 0 S: 3 P: 3	R: 0 H: 0 E: 0 LOB: 1 K: 0 BB: 1 S: 3 P: 7	R: 0 H: 0 E: 0 LOB: 1 K: 1 BB: 0 S: 5 P: 6	R: 0 H: 2 E: 1 LOB: 3 K: 3 BB: 1 S: 11 P: 15	R: 2 H: 2 E: 0 LOB: 1 K: 1 BB: 1 S: 7 P: 11	R: 0 H: 0 E: 0 LOB: 0 K: 0 BB: 0 S: 3 P: 3	1B: 5 2B: 1 3B: 0 HR: 0	SF: 0 SAC: 0 DP: 0 HBP: 1					WP: 0 PB: 0 SB: 0 CS: 2	PA: 38

	AB	R	H	RBI	BB	SO	LOB
AB	31						
R	3						
H	6						
RBI	3						
BB	4						
SO	8						
LOB	12						

PITCHER		IP	WLS	BF	H	R	ER	SO	BB	IBB	HBP	BLK	WP	HR	S	P	ERA	WHIP
Jerry Reuss, L ERA: 3.22	(1, 1)	6.1		24	4	1	1	5	2	0	1	0	0	0	31	40	1.42	0.947
Rich Gossage, R ERA: 1.69	(7, 1)	0.2		3	0	0	0	2	0	1	0	0	0	0	6	10	0.00	0.000
Kent Tekulve, R ERA: 2.35	(8, 1)	2.0	W	9	2	2	2	1	1	0	0	0	0	0	10	14	9.00	1.500

PITCHER	IP	WLS	BF	H	R	ER	SO	BB	IBB	HBP	BLK	WP	HR	S	P	ERA	WHIP

Batter	1	2	3	4	5	6	7	8	9	AB	R	H	RBI	BB	SO	LOB
Omar Moreno, L (1, 8) OBP: 0.289, SLG: 0.317	5-3		BB		4-3		1B S 1B		3B	4	2	2	0	1	0	0
Ed Ott, L (1, 2) OBP: 0.500, SLG: 0.412	G3		1-3 2B		6-3		P4 1-2		P4	4	0	1	0	0	0	1
Tommy Helms, R (9, PH)										1	0	0	0	0	0	1
Duffy Dyer, R (9, 2) OBP: 0.267, SLG: 0.500										0	0	0	0	0	0	0
Dave Parker, L (1, 9) OBP: 0.424, SLG: 0.611	6-3		IBB			E 1B 4-3 1B	1B S IBB		3-4	3	2	1	0	2	0	1
Al Oliver, L (1, 7) OBP: 0.268, SLG: 0.350		SH1-3 2B	F5			E5 4-3 1-3 SF7 1B	E S 1-2 2-H 1B		3-H 1B	5	1	4	2	0	0	3
Bill Robinson, R (1, 3) OBP: 0.333, SLG: 0.472		SH1-3 2-3	SSS K			4-3 2-3 3-H	SSS K 1-3 2-H		P6	4	0	0	1	0	2	6
Rennie Stennett, R (1, 4) OBP: 0.309, SLG: 0.408		1-3		F9		SF7 3-H		SSS K		3	0	0	1	0	1	1
Phil Garner, R (1, 5) OBP: 0.327, SLG: 0.417		6-3		6-3		1B		BBB BB		3	0	1	0	1	0	1
Frank Taveras, R (1, 6) OBP: 0.246, SLG: 0.208			SSS K	F8		2-3		P6		4	0	0	0	0	1	2
Bruce Kison, R (1, 1) OBP: 0.167, SLG: 0.417			HR		1-3		B2	SSS K		4	1	1	1	0	1	1
Rich Gossage, R (8, 1) OBP: 0.500, SLG: 1.000										0	0	0	0	0	0	0

Pittsburgh Pirates @ New York Mets

Shea Stadium, Flushing, NY

Sat Apr 23 1977, 3:33 AM EST

Att. 9,040 - Unknown

TOP

livebaseballscorecards.com

AB	35
R	6
H	10
RBI	5
BB	4
SO	5
LOB	17

Inning Stats	1	2	3	4	5	6	7	8	9
	R: 0 E: 0 K: 0 S: 3	H: 0 LOB: 0 BB: 0 P: 3	R: 0 E: 0 K: 0 S: 4	H: 1 LOB: 1 BB: 0 P: 4	R: 1 E: 0 K: 2 S: 9	H: 2 LOB: 3 BB: 2 P: 17	R: 0 E: 0 K: 0 S: 3	H: 0 LOB: 0 BB: 0 P: 3	R: 0 E: 0 K: 0 S: 3	H: 0 LOB: 0 BB: 0 P: 3	R: 2 E: 1 K: 0 S: 6	H: 3 LOB: 1 BB: 0 P: 6	R: 2 E: 0 K: 1 S: 7	H: 2 LOB: 1 BB: 1 P: 11	R: 0 E: 0 K: 2 S: 7	H: 0 LOB: 1 BB: 1 P: 11	R: 1 E: 0 K: 0 S: 5	H: 2 LOB: 1 BB: 0 P: 5

| | | | | | | | | | |

Pittsburgh Pirates @ New York Mets

Shea Stadium, Flushing, NY

Sat Apr 23 1977, 3:33 AM EST

Att. 9,040 - Unknown

BOTTOM

Batter	1	2	3	4	5	6	7	8	9	AB	R	H	RBI	BB	SO	LOB
Lee Mazzilli, S (1, 8) OBP: 0.339, SLG: 0.240	BBBB 4-0 WP 1-6-3 6-3 BB		x 0-0 1B 2-H 2B		SSS 0-3 ③ K			BBBB 4-0 1B 2B BB		2	3	1	1	2	1	0
Mike Phillips, L (1, 4) OBP: 0.227, SLG: 0.238	x 0-0 ① 1-6-3 1-2		x 0-0 2-H 1B			x 0-0 ① F8		x 0-0 1-2 2B 1B		4	1	2	1	0	0	1
Bruce Boisclair, L (1, 7) OBP: 0.429, SLG: 0.600	x 0-0 ② 6-3 2-H		x 0-0 ② F9			x 0-0 ② F7		x 0-0 1-H 2-H 2B		4	0	1	3	0	0	1
Dave Kingman, R (1, 3) OBP: 0.339, SLG: 0.545	SSS 0-3 ③ K		x 0-0 ③ F8			x 0-0 ③ 5-3		SSS 0-3 ③ K		4	0	0	0	0	2	2
Ed Kranepool, L (1, 9) OBP: 0.354, SLG: 0.578 Felix Millan, R (9, PR) OBP: 0.231, SLG: 0.224		x 0-0 ① 3-1		x 0-0 ① F8			x 0-0 ① F8		x 0-0 FC9-6 1B	4 0	0 0	1 0	0 0	0 0	0 0	0 0
John Stearns, R (1, 2) OBP: 0.227, SLG: 0.302		x 0-0 ② F7		x 0-0 ② 6-3			x 0-0 ② L7		x 0-0 ① FC9-6 FC5 1B 1-2f	4	0	0	0	0	0	1
Roy Staiger, R (1, 5) OBP: 0.244, SLG: 0.289		x 0-0 ③ P6		x 0-0 ③ 5-3			SSS 0-3 ③ K		x 0-0 1-2 1B	4	0	1	0	0	1	0
Bud Harrelson, S (1, 6) OBP: 0.231, SLG: 0.118 Ron Hodges, L (8, PH) OBP: 0.143, SLG: 0.143 Leo Foster, R (9, 6) Joe Torre, R (9, PH) OBP: 0.357, SLG: 0.615			BBBB 4-0 SH1-4 2B BB		SSS 0-3 ① K			x 0-0 ① F5	SSS 0-3 ② K	1 1 0 1	1 0 0 0	0 0 0 0	0 0 0 0	1 0 0 0	1 0 0 1	0 0 0 2
Nino Espinosa, R (1, 1) Bob Apodaca, R (7, 1) Mike Vail, R (8, PH) OBP: 0.438, SLG: 0.250 Ray Sadecki, L (9, 1) Jerry Grote, R (9, PH) OBP: 0.300, SLG: 0.300			x 0-0 ① SH1-4 1-2		x 0-0 ② 6-3			SSS 0-3 ② K	x 0-0 ③ FC5 2-3f	1 0 1 0 1	0 0 0 0 0	0 0 0 0 0	0 0 0 0 0	0 0 1 0 0	0 0 0 0 0	0 0 0 0 2
Inning Stats	R: 1 E: 0 K: 1 S: 5 H: 0 LOB: 0 BB: 1 P: 9	R: 0 E: 0 K: 0 S: 3 H: 0 LOB: 0 BB: 0 P: 3	R: 2 E: 0 K: 0 S: 5 H: 2 LOB: 1 BB: 1 P: 9	R: 0 E: 0 K: 0 S: 3 H: 0 LOB: 0 BB: 0 P: 3	R: 0 E: 0 K: 2 S: 7 H: 0 LOB: 0 BB: 0 P: 7	R: 0 E: 0 K: 0 S: 3 H: 0 LOB: 0 BB: 0 P: 3	R: 0 E: 0 K: 1 S: 5 H: 0 LOB: 0 BB: 0 P: 5	R: 2 E: 0 K: 2 S: 9 H: 2 LOB: 1 BB: 1 P: 13	R: 0 E: 0 K: 1 S: 7 H: 2 LOB: 2 BB: 0 P: 7	1B: 4 2B: 2 3B: 0 HR: 0		SF: 0 SAC: 1 DP: 0 HBP: 0				WP: 1 PB: 0 SB: 0 CS: 0	PA: 36

PITCHER	IP	WLS	BF	H	R	ER	SO	BB	IBB	HBP	BLK	WP	HR	S	P	ERA	WHIP
Bruce Kison, R (1, 1) ERA: 3.49	7.2		30	4	5	5	5	3	0	0	0	1	0	37	49	5.87	0.913
Rich Gossage, R (8, 1) ERA: 1.5	1.1	W	6	2	0	0	2	0	0	0	0	0	0	10	10	0.00	1.500

PITCHER	IP	WLS	BF	H	R	ER	SO	BB	IBB	HBP	BLK	WP	HR	S	P	ERA	WHIP

AB	32
R	5
H	6
RBI	5
BB	3
SO	7
LOB	9

livebaseballscorecards.com

Montreal Expos @ New York Mets

Shea Stadium, Flushing, NY

Wed Apr 27 1977, 7:05 PM EDT

Att. 7,441 - Unknown

TOP

livebaseballscorecards.com

Batter	1	2	3	4	5	6	7	8	9	AB	R	H	RBI	BB	SO	LOB
Dave Cash, R (1, 4) OBP: 0.391, SLG: 0.424	SH5-3 1B		5-3		6-3			F9		4	0	1	0	0	0	1
Pepe Frias, R (1, 6)	SH5-3 1-2		E3 HR 2-H		F9			K		3	1	0	0	0	1	0
Ellis Valentine, R (1, 9) OBP: 0.345, SLG: 0.640	6-3		HR 1-H			6-3		1B		4	1	2	2	0	0	1
Tony Perez, R (1, 3) OBP: 0.271, SLG: 0.455	K		F8			K		5-3		4	0	0	0	0	2	2
Larry Parrish, R (1, 5) OBP: 0.276, SLG: 0.255		F8		F8		4-3			4-3	4	0	0	0	0	0	0
Gary Carter, R (1, 2) OBP: 0.393, SLG: 0.617		K		5-3			F9		K	4	0	0	0	0	2	0
Warren Cromartie, L (1, 7) OBP: 0.316, SLG: 0.464		G3		FC5-4 1B			6-3		F8	4	0	1	0	0	0	0
Andre Dawson, R (1, 8) OBP: 0.286, SLG: 0.260			SH5-4 E 1B	FC5-4 1-2f			BB			2	1	1	0	1	0	1
Steve Rogers, R (1, 1)			SH5-4 1-2		P3		F9			2	0	0	0	0	0	1

	AB	31
	R	3
	H	5
	RBI	2
	BB	1
	SO	5
	LOB	6

Inning Stats									
	R: 0 E: 0 K: 1 S: 6	H: 1 LOB: 1 BB: 0 P: 6	R: 0 E: 0 K: 1 S: 5	H: 0 LOB: 0 BB: 0 P: 5	R: 3 E: 1 K: 0 S: 6	H: 2 LOB: 0 BB: 0 P: 6	R: 0 E: 0 K: 0 S: 4	H: 1 LOB: 1 BB: 0 P: 4	R: 0 E: 0 K: 0 S: 3	H: 0 LOB: 0 BB: 0 P: 3
	R: 0 E: 0 K: 1 S: 5	H: 0 LOB: 0 BB: 0 P: 5	R: 0 E: 0 K: 0 S: 3	H: 0 LOB: 1 BB: 1 P: 7	R: 0 E: 0 K: 1 S: 6	H: 1 LOB: 1 BB: 0 P: 6	R: 0 E: 0 K: 1 S: 5	H: 0 LOB: 0 BB: 0 P: 5		

	1B: 4	SF: 0
	2B: 0	SAC: 2
	3B: 0	DP: 0
	HR: 1	HBP: 0

	WP: 0	PA: 34
	PB: 0	
	SB: 0	
	CS: 0	

PITCHER		IP	WLS	BF	H	R	ER	SO	BB	IBB	HBP	BLK	WP	HR	S	P	ERA	WHIP
Jerry Koosman, L ERA: 2.73	(1, 1)	8.0	L	31	5	3	0	4	1	0	0	0	0	1	38	42	0.00	0.750
Nino Espinosa, R ERA: 2.66	(9, 1)	1.0		3	0	0	0	1	0	0	0	0	0	0	5	5	0.00	0.000

PITCHER		IP	WLS	BF	H	R	ER	SO	BB	IBB	HBP	BLK	WP	HR	S	P	ERA	WHIP

Batter	1	2	3	4	5	6	7	8	9	AB	R	H	RBI	BB	SO	LOB
Lee Mazzilli, S (1, 8) OBP: 0.317, SLG: 0.222	K		4-3		4-3			4-3		4	0	0	0	0	1	0
Felix Millan, R (1, 4) OBP: 0.268, SLG: 0.283	1B 2B		E 1B			6-3		BB 1B		4	1	3	0	0	0	0
Bruce Boisclair, L (1, 7) OBP: 0.406, SLG: 0.536	K		K 1-2			K		1-2 BB		3	0	0	0	1	3	2
Dave Kingman, R (1, 3) OBP: 0.333, SLG: 0.525	S 2-H 1B		K			F7		P6		4	0	1	1	0	1	3
Ed Kranepool, L (1, 9) OBP: 0.327, SLG: 0.531	6-3 1-2			1-3			3-1		6-3	4	0	0	0	0	0	1
John Stearns, R (1, 2) OBP: 0.250, SLG: 0.289		BB		G4-3 BB			K		1-3	2	0	0	0	2	1	0
Roy Staiger, R (1, 5) OBP: 0.267, SLG: 0.333		K		G4-3 1-2f			1B		E 2B	4	1	2	0	0	1	2
Bud Harrelson, S (1, 6) OBP: 0.220, SLG: 0.111		F5			F7		F2		E3 2-H	2	0	0	0	0	0	1
Mike Phillips, L (7, PH) OBP: 0.208, SLG: 0.217 (8, 6)										2	0	0	0	0	0	1
Jerry Koosman, R (1, 1) OBP: 0.091, SLG: 0.100		K			3-1			F7	K	2	0	0	0	0	1	1
John Milner, L (8, PH) OBP: 0.200, SLG: 0.348										1	0	0	0	0	0	0
Nino Espinosa, R (9, 1)										0	0	0	0	0	0	0
Joe Torre, R (9, PH) OBP: 0.333, SLG: 0.571										1	0	0	0	0	1	1
Inning Stats	R: 1 E: 0 K: 2 S: 9 H: 2 LOB: 1 BB: 0 P: 9	R: 0 E: 0 K: 2 S: 7 H: 0 LOB: 1 BB: 1 P: 11	R: 0 E: 1 K: 2 S: 8 H: 1 LOB: 1 BB: 0 P: 8	R: 0 E: 0 K: 0 S: 2 H: 0 LOB: 0 BB: 1 P: 6	R: 0 E: 0 K: 0 S: 3 H: 0 LOB: 0 BB: 0 P: 3	R: 0 E: 0 K: 1 S: 5 H: 0 LOB: 0 BB: 0 P: 5	R: 0 E: 0 K: 1 S: 6 H: 1 LOB: 1 BB: 0 P: 6	R: 0 E: 0 K: 0 S: 4 H: 1 LOB: 2 BB: 1 P: 8	R: 1 E: 1 K: 1 S: 7 H: 1 LOB: 1 BB: 0 P: 7	1B: 4 2B: 2 3B: 0 HR: 0	SF: 0 SAC: 0 DP: 1 HBP: 0						

PITCHER	IP	WLS	BF	H	R	ER	SO	BB	IBB	HBP	BLK	WP	HR	S	P	ERA	WHIP
Steve Rogers, R (1, 1) ERA: 1.26	9.0	W	36	6	2	1	9	3	0	0	0	0	0	51	63	1.00	1.000

PITCHER	IP	WLS	BF	H	R	ER	SO	BB	IBB	HBP	BLK	WP	HR	S	P	ERA	WHIP

BOTTOM

Montreal Expos @ New York Mets

Shea Stadium, Flushing, NY

Wed Apr 27 1977, 7:05 PM EDT

Att. 7,441 - Unknown

livebaseballscorecards.com

AB	33
R	2
H	6
RBI	1
BB	3
SO	9
LOB	12

1B: 4	SF: 0	WP: 0	PA: 36
2B: 2	SAC: 0	PB: 0	
3B: 0	DP: 1	SB: 1	
HR: 0	HBP: 0	CS: 0	

Batter	1	2	3	4	5	6	7	8	9	AB	R	H	RBI	BB	SO	LOB
Lee Mazzilli, S (1, 8) OBP: 0.324, SLG: 0.224	4-3	4-3			HR BB	1-2 1B		K		4	1	1	0	1	1	1
Felix Millan, R (1, 4) OBP: 0.293, SLG: 0.296	1B HR HBP		S 1B		F7	F9			E 1B	1	2	1	0	0	0	0
Mike Phillips, L (4, 4) OBP: 0.222, SLG: 0.231										3	1	1	0	0	0	3
Bruce Boisclair, L (1, 9) (6, 7) OBP: 0.432, SLG: 0.545	1-3 HR 1B		1-H 1B		1-3 HR 1B	F8			E6 FC5-4 1-3	5	2	3	1	0	0	3
Dave Kingman, R (1, 3) OBP: 0.338, SLG: 0.609	1-H 3-H HR		K2-3		1-H 3-H HR	F7			FC5-4 1B 1-2f	5	2	2	6	0	1	2
John Milner, L (1, 7) OBP: 0.250, SLG: 0.423	3-6 BLK 1B	F8			6-3 2B	K			CS 1B 1-3 3-H	3	0	2	0	0	0	0
Mike Vail, R (6, 9) OBP: 0.444, SLG: 0.286										2	0	1	1	0	1	0
Roy Staiger, R (1, 5) OBP: 0.240, SLG: 0.298	3-6 1-3f			HR	6-3 2-3		BB		K 1-2	5	0	0	0	0	1	4
John Stearns, R (1, 2) OBP: 0.269, SLG: 0.354		F8		6-3	1-3		F2			3	1	1	1	1	0	2
Bud Harrelson, S (1, 6) OBP: 0.244, SLG: 0.128		S 1B		5-3		E6 FC1-5		G4-6-3 BB		3	0	1	0	1	0	0
Jon Matlack, L (1, 1) OBP: 0.200, SLG: 0.111		K 1-2		F5		FC1-5 1B 2-3		G4-6-3 1-2f		4	0	0	0	0	1	3
Inning Stats	R: 3 E: 0 K: 0 S: 5 H: 3 LOB: 0 BB: 0 P: 6	R: 0 E: 0 K: 1 S: 6 H: 1 LOB: 1 BB: 0 P: 6	R: 1 E: 0 K: 1 S: 6 H: 2 LOB: 0 BB: 0 P: 6	R: 1 E: 0 K: 0 S: 4 H: 1 LOB: 0 BB: 0 P: 4	R: 3 E: 0 K: 0 S: 6 H: 3 LOB: 1 BB: 1 P: 10	R: 0 E: 1 K: 0 S: 5 H: 1 LOB: 2 BB: 0 P: 5	R: 0 E: 0 K: 1 S: 5 H: 0 LOB: 1 BB: 1 P: 9	R: 0 E: 0 K: 1 S: 4 H: 0 LOB: 0 BB: 1 P: 8	R: 1 E: 1 K: 1 S: 7 H: 2 LOB: 1 BB: 0 P: 7	1B: 9 2B: 2 3B: 0 HR: 3 SF: 0 SAC: 0 DP: 2 HBP: 1						

TOP

New York Mets @ San Diego Padres

San Diego Stadium, San Diego, CA

Fri Apr 29 1977, 10:05 PM EDT

Att. 43,497 - Unknown

livebaseballscorecards.com

AB	38
R	9
H	13
RBI	9
BB	3
SO	5
LOB	18

PITCHER	IP	WLS	BF	H	R	ER	SO	BB	IBB	HBP	BLK	WP	HR	S	P	ERA	WHIP
Rick Sawyer, R (1, 1) ERA: 8.18	4.1	L	21	8	7	7	2	1	0	1	1	0	2	7	23	28	14.54	2.077
Dave Freisleben, R (5, 1) ERA: 6.49	1.0		7	3	1	1	0	0	0	0	0	0	1	7	7	11	9.00	3.000
Brent Strom, L (6, 1) ERA: 10.45	1.2		6	0	0	0	1	1	0	0	0	0	0	7	11	15	0.00	0.600
Victor Bernal, R (8, 1) ERA: 2.84	2.0		8	2	1	0	2	1	0	0	0	0	0	11	15	20	0.00	1.500

PITCHER	IP	WLS	BF	H	R	ER	SO	BB	IBB	HBP	BLK	WP	HR	S	P	ERA	WHIP

BOTTOM

New York Mets @ San Diego Padres

San Diego Stadium, San Diego, CA

Fri Apr 29 1977, 10:05 PM EDT

Att. 43,497 - Unknown

livebaseballscorecards.com

Batter	1	2	3	4	5	6	7	8	9	AB	R	H	RBI	BB	SO	LOB
Merv Rettenmund, R (1, 7) OBP: 0.500, SLG: 0.591	K		7-5-2 3-Hf			1B		1B		4	0	2	0	0	1	1
Mike Champion, R (1, 4) OBP: 0.277, SLG: 0.243	F4			5-3		F8		K		4	0	0	0	0	1	2
Dave Winfield, R (1, 9) OBP: 0.378, SLG: 0.494	F8			6-3			F4		HR	4	1	1	1	0	0	0
Gene Tenace, R (1, 2) OBP: 0.365, SLG: 0.438		K		K			FC5 1B 1B		K	4	0	1	0	0	3	0
George Hendrick, R (1, 8) OBP: 0.406, SLG: 0.476		K			K		1-2 FC5 1B		K	4	0	1	0	0	3	0
Mike Ivie, R (1, 3) OBP: 0.319, SLG: 0.415		K			F9		1-2 2-3f FC5		1B	4	0	1	0	0	1	2
Doug Rader, R (1, 5) OBP: 0.407, SLG: 0.530 Brent Strom, R (6, 1) Gary Sutherland, R (7, PH) OBP: 0.600, SLG: 1.000 Victor Bernal, R (8, 1) Jerry Turner, L (9, PH) OBP: 0.246, SLG: 0.317			BBB 2B 4-3 BB		1B		K		5-3	1 0 1 0 1	1 0 0 0 0	1 0 0 0 0	0 0 0 0 0	1 0 0 0 0	0 0 1 0 0	0 0 2 0 1
Dave Roberts, R (1, 6) OBP: 0.217, SLG: 0.348			4-3 1-3 7-5-2 2B			5-3		F4		3	0	1	0	0	0	0
Rick Sawyer, R (1, 1) OBP: 0.500, SLG: 0.500 Dave Freisleben, R (5, 1) OBP: 0.286, SLG: 0.286 Bobby Valentine, R (6, 5) OBP: 0.222, SLG: 0.125			4-3 2-3 3-H			F8		F8		1 0 2	0 0 0	0 0 0	1 0 0	0 0 0	0 0 0	1 0 0

	AB	33
	R	2
	H	8
	RBI	2
	BB	1
	SO	10
	LOB	9

Inning Stats	1	2	3	4	5	6	7	8	9
	R: 0 H: 0 E: 0 LOB: 0 K: 1 BB: 0 S: 5 P: 5	R: 0 H: 0 E: 0 LOB: 0 K: 3 BB: 0 S: 9 P: 9	R: 1 H: 1 E: 0 LOB: 0 K: 0 BB: 1 S: 3 P: 7	R: 0 H: 0 E: 0 LOB: 0 K: 1 BB: 0 S: 5 P: 5	R: 0 H: 1 E: 0 LOB: 1 K: 1 BB: 0 S: 5 P: 5	R: 0 H: 1 E: 0 LOB: 1 K: 0 BB: 0 S: 4 P: 4	R: 0 H: 2 E: 0 LOB: 2 K: 1 BB: 0 S: 7 P: 7	R: 0 H: 1 E: 0 LOB: 1 K: 1 BB: 0 S: 6 P: 6	R: 1 H: 2 E: 0 LOB: 1 K: 2 BB: 0 S: 9 P: 9

	1B: 6	SF: 0	WP: 0	PA: 34
	2B: 2	SAC: 0	PB: 0	
	3B: 0	DP: 1	SB: 0	
	HR: 1	HBP: 0	CS: 0	

PITCHER	IP	WLS	BF	H	R	ER	SO	BB	IBB	HBP	BLK	WP	HR	S	P	ERA	WHIP
Jon Matlack, L (1, 1) ERA: 3.94	9.0	W	34	8	2	2	10	1	0	0	0	0	1	53	57	2.00	1.000

PITCHER	IP	WLS	BF	H	R	ER	SO	BB	IBB	HBP	BLK	WP	HR	S	P	ERA	WHIP

Batter	1	2	3	4	5	6	7	8	9	AB	R	H	RBI	BB	SO	LOB
Lee Mazzilli, S (1, 8) OBP: 0.333, SLG: 0.242	1-3		4-3		1B 1-2 2-H 1B		SH3-4 1-2		S 1B	4	0	2	1	0	0	0
Felix Millan, R (1, 4) OBP: 0.286, SLG: 0.288	K			E6 G6-4-3	1B 1-2 2-H 1B		4-3 2-3		6-3 1-2	5	0	1	1	0	1	2
Mike Vail, R (1, 9) OBP: 0.400, SLG: 0.250 John Milner, L (4, 7) OBP: 0.233, SLG: 0.393 Lenny Randle, S (8, 7)	K			G6-4-3 1-2f	1-3		F2			2 2 0	0 0 0	0 0 0	0 0 0	0 0 0	1 0 0	1 3 0
Dave Kingman, R (1, 7) (4, 9) (6, 3) OBP: 0.333, SLG: 0.588		5-3		5-3		F8		SH1-3 1B		4	0	1	0	0	0	0
Joe Torre, R (1, 3) OBP: 0.333, SLG: 0.529 Bruce Boisclair, L (6, 9) OBP: 0.432, SLG: 0.545		WP 1B			F8	1-3		SH1-3 1-2		3 0	0 0	1 0	0 0	0 0	0 0	0 0
John Stearns, R (1, 2) OBP: 0.286, SLG: 0.385		5-3 1-2			1B 1B 1B	1B 2B		F9		4	2	2	0	0	0	2
Roy Staiger, R (1, 5) OBP: 0.259, SLG: 0.314		1-6-3			1B 1-2 1B	2-H 1B		F8		4	1	2	1	0	0	2
Bud Harrelson, S (1, 6) OBP: 0.245, SLG: 0.140			L9		1B 1-2 2-H 1B	5-3			K	4	1	1	1	0	1	1
Tom Seaver, R (1, 1) OBP: 0.188, SLG: 0.133			K	L9		4-3 SH3-4 1B			F8	4	0	1	0	0	1	2
Inning Stats	R: 0 E: 0 K: 2 S: 7 H: 0 LOB: 0 BB: 0 P: 7	R: 0 E: 0 K: 0 S: 4 H: 1 LOB: 1 BB: 0 P: 4	R: 0 E: 0 K: 1 S: 5 H: 0 LOB: 0 BB: 0 P: 5	R: 0 E: 1 K: 0 S: 3 H: 0 LOB: 0 BB: 0 P: 3	R: 3 E: 0 K: 0 S: 8 H: 5 LOB: 2 BB: 0 P: 8	R: 1 E: 0 K: 0 S: 5 H: 2 LOB: 1 BB: 0 P: 5	R: 0 E: 0 K: 0 S: 4 H: 1 LOB: 1 BB: 0 P: 4	R: 0 E: 0 K: 0 S: 4 H: 1 LOB: 1 BB: 0 P: 4	R: 0 E: 0 K: 1 S: 6 H: 1 LOB: 1 BB: 0 P: 6	1B: 10 2B: 1 3B: 0 HR: 0 SF: 0 SAC: 2 DP: 1 HBP: 0	WP: 1 PB: 0 SB: 1 CS: 0 PA: 38					

PITCHER		IP	WLS	BF	H	R	ER	SO	BB	IBB	HBP	BLK	WP	HR	S	P	ERA	WHIP
Randy Jones, L ERA: 5.88	(1, 1)	6.0	L	26	8	4	4	3	0	0	0	0	1	0	32	32	6.00	1.333
Dave Tomlin, L ERA: 0.54	(7, 1)	2.0		8	2	0	0	0	0	0	0	0	0	0	8	8	0.00	1.000
Rollie Fingers, R ERA: 2.3	(9, 1)	1.0		4	1	0	0	1	0	0	0	0	0	0	6	6	0.00	1.000

PITCHER	IP	WLS	BF	H	R	ER	SO	BB	IBB	HBP	BLK	WP	HR	S	P	ERA	WHIP

TOP

New York Mets @ San Diego Padres

San Diego Stadium, San Diego, CA

Sat Apr 30 1977, 10:05 PM EDT

Att. 22,428 - Unknown

livebaseballscorecards.com

AB	36
R	4
H	11
RBI	4
BB	0
SO	4
LOB	13

New York Mets @ San Diego Padres

San Diego Stadium, San Diego, CA

Sat Apr 30 1977, 10:05 PM EDT

Att. 22,428 - Unknown

livebaseballscorecards.com

BOTTOM

Batter	1	2	3	4	5	6	7	8	9	AB	R	H	RBI	BB	SO	LOB
Gene Richards, L (1, 3) OBP: 0.246, SLG: 0.200	B B B 4-0 E S BB		x 0-0 ③ F9			x 0-0 1B		x 0-0 ② F7		3	0	1	0	1	0	1
Bill Almon, R (1, 6) OBP: 0.289, SLG: 0.313	S S S 0-3 ① K 1-3			x 0-0 ① F8		S S S 0-3 ② K		S S S 0-3 ③ K		4	0	0	0	0	3	3
Jerry Turner, L (1, 7) OBP: 0.246, SLG: 0.313	S S S 0-3 ② K			x 0-0 ② G3		x 0-0 ③ G3			x 0-0 5-3 2B 1B	4	1	1	0	0	1	2
Dave Winfield, R (1, 9) OBP: 0.363, SLG: 0.473	S S S 0-3 ③ K			x 0-0 ③ 4-3			x 0-0 ① F8		x 0-0 ① 5-3 1-2	4	0	0	0	0	1	2
Gene Tenace, R (1, 2) OBP: 0.370, SLG: 0.464		x 0-0 ① 5-3			x 0-0 6-3 2B		x 0-0 F9 2B		S S S 0-3 ② K	4	0	2	0	0	1	1
George Hendrick, R (1, 8) OBP: 0.400, SLG: 0.477		x 0-0 ② 6-3			x 0-0 ① 6-3		x 0-0 ② F9 2-3		x 0-0 2-H 2B	4	0	1	1	0	0	2
Mike Ivie, R (1, 5) OBP: 0.301, SLG: 0.391		x 0-0 ③ F9			x 0-0 ② 6-3 2-3		x 0-0 ③ F9		x 0-0 ③ 5-3	4	0	0	0	0	0	3
Gary Sutherland, R (1, 4) OBP: 0.462, SLG: 0.750			x 0-0 ① 5-3		x 0-0 ③ F9			x 0-0 ① 5-3		3	0	0	0	0	0	1
Randy Jones, R (1, 1) OBP: 0.333, SLG: 0.143 Bobby Valentine, R (6, PH) OBP: 0.211, SLG: 0.118 Dave Tomlin, L (7, 1) Merv Rettenmund, R (8, PH) OBP: 0.516, SLG: 0.609 Rollie Fingers, R (9, 1)			S S S 0-3 ② K			S S S 0-3 ① K		x 0-0 1B		1 1 0 1 0	0 0 0 0 0	0 0 0 1 0	0 0 0 0 0	0 0 0 0 0	1 1 0 0 0	0 0 0 0 0
Inning Stats	R: 0 E: 1 K: 3 S: 9 H: 0 LOB: 1 BB: 1 P: 13	R: 0 E: 0 K: 0 S: 3 H: 0 LOB: 0 BB: 0 P: 3	R: 0 E: 0 K: 1 S: 5 H: 0 LOB: 0 BB: 0 P: 5	R: 0 E: 0 K: 0 S: 3 H: 0 LOB: 0 BB: 0 P: 3	R: 0 E: 0 K: 0 S: 4 H: 1 LOB: 1 BB: 0 P: 4	R: 0 E: 0 K: 2 S: 8 H: 1 LOB: 1 BB: 0 P: 8	R: 0 E: 0 K: 0 S: 4 H: 1 LOB: 1 BB: 0 P: 4	R: 0 E: 0 K: 1 S: 6 H: 1 LOB: 1 BB: 0 P: 6	R: 1 E: 0 K: 1 S: 7 H: 2 LOB: 1 BB: 0 P: 7	1B: 3 2B: 3 3B: 0 HR: 0 SF: 0 SAC: 0 DP: 0 HBP: 0			WP: 0 PB: 0 SB: 1 CS: 0	PA: 34		

PITCHER	IP	WLS	BF	H	R	ER	SO	BB	IBB	HBP	BLK	WP	HR	S	P	ERA	WHIP
Tom Seaver, R (1, 1) ERA: 1.52	9.0	W	34	6	1	1	8	1	0	0	0	0	0	49	53	1.00	0.778

PITCHER	IP	WLS	BF	H	R	ER	SO	BB	IBB	HBP	BLK	WP	HR	S	P	ERA	WHIP

AB	33
R	1
H	6
RBI	1
BB	1
SO	8
LOB	15

Batter	1	2	3	4	5	6	7	8	9	AB	R	H	RBI	BB	SO	LOB
Lee Mazzilli, S (1, 8) OBP: 0.338, SLG: 0.242	6-3		BLK 2B 1B 2-3	G3			4-3		BBBB 1B BB 1-2 E	4	2	1	0	1	0	1
Lenny Randle, S (1, 4) OBP: 0.600, SLG: 1.000	SF8 3B		K 1-2 3-H		CS 1B		F8		E S 1B 1-2 2-H	5	2	3	1	0	1	1
Joe Torre, R (1, 3) OBP: 0.304, SLG: 0.524	SF8 3-H		2B 2-H		L8 1-2		6-3		K	4	0	1	2	0	1	3
Dave Kingman, R (1, 7) OBP: 0.338, SLG: 0.580 Bruce Boisclair, L (4, 7) OBP: 0.400, SLG: 0.500	F8		FC6-4 IBB		F8			F7	E3 S 1-3 2-H	1 3	0 0	0 0	0 0	1 0	0 0	0 1
Mike Vail, R (1, 9) OBP: 0.360, SLG: 0.200		BBBB G6-4-3 BB	FC6-4 1-2f			4-3		K	K 1-2 3-H	4	0	0	0	1	2	3
John Stearns, R (1, 2) OBP: 0.300, SLG: 0.382		G6-4-3 1-2f		BBBB 2B BB		6-3		S 1B		3	1	1	0	1	0	1
Roy Staiger, R (1, 5) OBP: 0.276, SLG: 0.400		K		5-3 1-H		HR		F9 1-2		4	1	2	2	0	1	1
Leo Foster, R (1, 6) OBP: 0.500, SLG: 0.333			1B SH1-4 BLK 1B	5-3 2-3		BBBB FC5-4 BB			5-3	3	1	1	0	1	0	1
Craig Swan, R (1, 1)			SH1-4 1-2	1-3		FC5-4 1-2f			BB 1B	2	0	0	0	0	0	2
Bob Apodaca, R (6, 1)										0	0	0	0	0	0	0
Skip Lockwood, R (8, 1) OBP: 1.000, SLG: 1.000										1	1	1	0	0	0	0
Inning Stats	R: 1 E: 0 K: 0 S: 4 / H: 1 LOB: 0 BB: 0 P: 4	R: 0 E: 0 K: 1 S: 4 / H: 0 LOB: 0 BB: 1 P: 8	R: 2 E: 0 K: 1 S: 8 / H: 3 LOB: 2 BB: 1 P: 12	R: 1 E: 0 K: 0 S: 4 / H: 1 LOB: 1 BB: 1 P: 8	R: 0 E: 0 K: 0 S: 3 / H: 1 LOB: 0 BB: 0 P: 3	R: 1 E: 0 K: 0 S: 4 / H: 1 LOB: 1 BB: 1 P: 8	R: 0 E: 0 K: 0 S: 3 / H: 0 LOB: 0 BB: 0 P: 3	R: 0 E: 0 K: 1 S: 6 / H: 1 LOB: 1 BB: 0 P: 6	R: 3 E: 1 K: 2 S: 10 / H: 2 LOB: 1 BB: 1 P: 14	1B: 6 2B: 2 3B: 1 HR: 1 / SF: 1 SAC: 1 DP: 1 HBP: 0						

TOP

New York Mets @ San Diego Padres

San Diego Stadium, San Diego, CA

Sun May 01 1977, 6:33 AM EDT

Att. 14,220 - Unknown

livebaseballscorecards.com

AB	34
R	8
H	10
RBI	5
BB	5
SO	5
LOB	14

PITCHER		IP	WLS	BF	H	R	ER	SO	BB	IBB	HBP	BLK	WP	HR	S	P	ERA	WHIP
Bob Shirley, L ERA: 1.98	(1, 1)	3.0	L	16	5	4	4	2	2	1	0	1	0	0	17	29	12.00	2.333
Butch Metzger, R ERA: 5.19	(4, 1)	2.0		6	1	0	0	0	0	0	0	0	0	0	6	6	0.00	0.500
Victor Bernal, R ERA: 3.07	(6, 1)	2.0		8	1	1	1	0	1	0	0	0	0	1	7	11	4.50	1.000
Rollie Fingers, R ERA: 2.55	(8, 1)	2.0		11	3	3	1	3	1	0	0	0	0	0	16	20	4.50	2.000

PITCHER	IP	WLS	BF	H	R	ER	SO	BB	IBB	HBP	BLK	WP	HR	S	P	ERA	WHIP

BOTTOM

Batter	1	2	3	4	5	6	7	8	9	AB	R	H	RBI	BB	SO	LOB
Gene Richards, L (1, 7) OBP: 0.262, SLG: 0.222	6-3		E6 1B			6-3 BLK 1B 1B	4-3		BBBB FC5-4 BB 1-2 2-3	4	1	2	0	0	0	1
Rollie Fingers, R (8, 1)										0	0	0	0	0	0	0
Dave Roberts, R (9, PH) OBP: 0.250, SLG: 0.348										0	0	0	0	1	0	0
Bill Almon, R (1, 6) OBP: 0.284, SLG: 0.306	4-3		SSS K			6-3 1-3		FC5-4 1B	FC5-4 1-2f	5	0	1	0	0	1	5
Dave Winfield, R (1, 9) OBP: 0.368, SLG: 0.474	4-3			1B		FC4-6 1B 3-H		F9		4	0	2	1	0	0	1
Gene Tenace, R (1, 2) OBP: 0.365, SLG: 0.448		BBBB 1B BB		F6		FC4-6 1-2f		F9		3	0	0	0	1	0	3
George Hendrick, R (1, 8) OBP: 0.394, SLG: 0.467		G6-4-3 1B 1-2		SSS K		SSS K		FC5-4 1-2f		4	0	1	0	0	2	3
Mike Ivie, R (1, 3) OBP: 0.299, SLG: 0.384		F8		SSS K			1B FC5-4 1B		F8	4	1	1	0	0	1	3
Gary Sutherland, R (1, 5) OBP: 0.471, SLG: 0.688 (8, 4)		G6-4-3 1-2f			1-3		FC5-4 1-3 1B		BB BB 1B	4	0	2	0	0	0	2
Mike Champion, R (1, 4) OBP: 0.282, SLG: 0.250			F9		G6-4-3 1B		FC5-4 1-2f 3-H		SSS K	2	0	1	0	0	0	0
Merv Rettenmund, R (7, PH) OBP: 0.500, SLG: 0.583										1	0	0	1	0	0	1
Doug Rader, R (8, 5) OBP: 0.402, SLG: 0.522										1	0	0	0	0	1	1
Bob Shirley, R (1, 1) OBP: 0.231, SLG: 0.091			1-3		G6-4-3 1-2f		L7		BBBB BB 1-2	1	0	0	0	0	0	0
Butch Metzger, R (4, 1)										0	0	0	0	0	0	0
Bobby Valentine, R (5, PH) OBP: 0.200, SLG: 0.111										1	0	0	0	0	0	1
Victor Bernal, R (6, 1)										0	0	0	0	0	0	0
Jerry Turner, L (7, PH) OBP: 0.254, SLG: 0.308										1	0	0	0	1	0	1
(8, 7)																

Inning Stats	1	2	3	4	5	6	7	8	9
	R: 0 H: 0 E: 0 LOB: 0 K: 0 BB: 0 S: 3 P: 3	R: 0 H: 1 E: 0 LOB: 1 K: 0 BB: 1 S: 3 P: 7	R: 0 H: 1 E: 1 LOB: 1 K: 1 BB: 0 S: 6 P: 6	R: 0 H: 1 E: 0 LOB: 1 K: 2 BB: 0 S: 8 P: 8	R: 0 H: 1 E: 0 LOB: 0 K: 0 BB: 0 S: 3 P: 3	R: 1 H: 2 E: 0 LOB: 1 K: 1 BB: 0 S: 7 P: 7	R: 1 H: 2 E: 0 LOB: 1 K: 0 BB: 0 S: 5 P: 5	R: 0 H: 1 E: 0 LOB: 1 K: 0 BB: 0 S: 4 P: 4	R: 0 H: 1 E: 0 LOB: 3 K: 1 BB: 2 S: 6 P: 14

1B: 10 SF: 0 WP: 0 PA: 38
2B: 0 SAC: 0 PB: 0
3B: 0 DP: 2 SB: 0
HR: 0 HBP: 0 CS: 0

PITCHER		IP	WLS	BF	H	R	ER	SO	BB	IBB	HBP	BLK	WP	HR	S	P	ERA	WHIP
Craig Swan, R ERA: 6.08	(1, 1)	5.1	W	21	6	1	1	3	1	0	0	1	0	0	26	30	1.69	1.312
Bob Apodaca, R ERA: 5.4	(6, 1)	1.2		8	3	1	1	1	0	0	0	0	0	0	10	10	5.40	1.800
Skip Lockwood, R ERA: 5.87	(8, 1)	2.0	S	9	1	0	0	1	2	0	0	0	0	0	9	17	0.00	1.500

PITCHER	IP	WLS	BF	H	R	ER	SO	BB	IBB	HBP	BLK	WP	HR	S	P	ERA	WHIP

New York Mets @ San Diego Padres

San Diego Stadium, San Diego, CA

Sun May 01 1977, 6:33 AM EDT

Att. 14,220 - Unknown

livebaseballscorecards.com

AB	35
R	2
H	10
RBI	2
BB	3
SO	5
LOB	22

New York Mets @ Los Angeles Dodgers

Dodger Stadium, Los Angeles, CA

Mon May 02 1977, 7:05 PM PDT

Att. 28,017 - Unknown

livebaseballscorecards.com

TOP

Batter	1	2	3	4	5	6	7	8	9	AB	R	H	RBI	BB	SO	LOB
Lee Mazzilli, S (1, 8) OBP: 0.354, SLG: 0.271	4-3 2B		6-3		2-H 1B		1-2 2-3 HBP		K	4	0	2	0	0	1	0
Felix Millan, R (1, 4) OBP: 0.269, SLG: 0.270	4-3 2-3		5-3		F9		F7			4	0	0	0	0	0	5
Joe Torre, R (1, 3) OBP: 0.259, SLG: 0.440	K			6-3		6-3		K		4	0	0	0	0	2	1
Dave Kingman, R (1, 7) OBP: 0.333, SLG: 0.562	K			BB 1B		K		K		4	0	1	0	0	3	1
Lenny Randle, S (8, 7) OBP: 0.600, SLG: 1.000										0	0	0	0	0	0	0
Mike Vail, R (1, 9) OBP: 0.414, SLG: 0.391		HR		1-2 BB		5-3		BB 1B		3	1	2	1	1	0	0
John Stearns, R (1, 2) OBP: 0.313, SLG: 0.379		F9		F7			HBP SH1-3 1B	1-2 BB		3	0	1	0	1	0	2
Roy Staiger, R (1, 5) OBP: 0.262, SLG: 0.379		6-3		F6			SH1-3 1-2	F7		3	0	0	0	0	0	4
Bud Harrelson, S (1, 6) OBP: 0.269, SLG: 0.156		6-3			SH1-4 1B 1B		HBP BB		F8	2	0	1	0	1	0	0
Bruce Boisclair, L (9, PH) OBP: 0.390, SLG: 0.486										1	0	0	0	0	0	0
Jerry Koosman, R (1, 1) OBP: 0.077, SLG: 0.083			L7		SH1-4 1-2		K		K	2	0	0	0	0	1	2
John Milner, L (9, PH) OBP: 0.226, SLG: 0.379										1	0	0	0	0	1	0

Inning Stats	1	2	3	4	5	6	7	8	9
R	0	1	0	0	0	0	0	0	0
E	0	0	0	0	0	0	0	0	0
K	2	0	0	0	0	1	1	2	2
S	8	4	3	4	4	5	6	8	7
H	1	1	0	1	2	0	1	1	0
LOB	1	0	0	2	1	0	3	2	0
BB	0	0	0	1	0	0	1	1	0
P	8	4	3	8	4	5	11	12	7

1B	5
2B	1
3B	0
HR	1
SF	0
SAC	2
DP	0
HBP	1

WP	0
PB	0
SB	0
CS	0
PA	37

AB	31
R	1
H	7
RBI	1
BB	3
SO	8
LOB	15

PITCHER		IP	WLS	BF	H	R	ER	SO	BB	IBB	HBP	BLK	WP	HR	S	P	ERA	WHIP
Doug Rau, L ERA: 3.27	(1, 1)	8.0	W	34	7	1	1	6	3	0	1	0	0	1	42	55	1.12	1.250
Charlie Hough, R ERA: 1.55	(9, 1)	1.0	S	3	0	0	0	2	0	0	0	0	0	0	7	7	0.00	0.000

PITCHER	IP	WLS	BF	H	R	ER	SO	BB	IBB	HBP	BLK	WP	HR	S	P	ERA	WHIP

Batter	1	2	3	4	5	6	7	8	9	AB	R	H	RBI	BB	SO	LOB
Davey Lopes, R (1, 4) OBP: 0.375, SLG: 0.422	E8 G6-4-3		SF8 3-H			K		E 2B		3	1	1	1	0	1	0
Bill Russell, R (1, 6) OBP: 0.330, SLG: 0.402	G6-4-3 1-2f		6-3 1-2			6-3		E9 1B 2-H 1B		4	1	1	1	0	0	2
Reggie Smith, S (1, 9) OBP: 0.463, SLG: 0.609 John Hale, L (9, 9) OBP: 0.318, SLG: 0.316	K		K			BB		K		3 0	0 0	0 0	0 0	1 0	3 0	2 0
Ron Cey, R (1, 5) OBP: 0.510, SLG: 0.813		K		K		P4		1B 1B BB		3	0	0	0	1	2	1
Steve Garvey, R (1, 3) OBP: 0.278, SLG: 0.495		F8		6-3			F8	1B 1-2 3-H 1B		4	0	1	1	0	0	0
Rick Monday, L (1, 8) OBP: 0.396, SLG: 0.443		1B		K			K	1B 1-2 2-3 1B		4	0	2	0	0	2	0
Dusty Baker Jr., R (1, 7) OBP: 0.341, SLG: 0.434 Charlie Hough, R (9, 1) OBP: 0.250, SLG: 0.571		P4			5-3		FC5-4 1B	1-3		4 0	0 0	1 0	0 0	0 0	0 0	4 0
Steve Yeager, R (1, 2) OBP: 0.481, SLG: 0.619			1B SF8 BB		F8		FC5-4 1-2f			2	1	0	0	1	0	1
Doug Rau, L (1, 1) OBP: 0.286, SLG: 0.231 Lee Lacy, R (8, PH) (9, 7) OBP: 0.368, SLG: 0.632			6-3 1-3 1B		5-3			P4		2 1	0 0	1 0	0 0	0 0	0 0	0 0
Inning Stats	R: 0 H: 0 E: 1 LOB: 0 K: 1 BB: 0 S: 5 P: 5	R: 0 H: 1 E: 0 LOB: 1 K: 1 BB: 0 S: 6 P: 6	R: 1 H: 1 E: 0 LOB: 1 K: 1 BB: 1 S: 6 P: 10	R: 0 H: 0 E: 0 LOB: 0 K: 2 BB: 0 S: 7 P: 7	R: 0 H: 0 E: 0 LOB: 0 K: 0 BB: 0 S: 3 P: 3	R: 0 H: 0 E: 0 LOB: 1 K: 1 BB: 1 S: 5 P: 9	R: 0 H: 1 E: 0 LOB: 1 K: 1 BB: 0 S: 6 P: 6	R: 2 H: 4 E: 1 LOB: 3 K: 1 BB: 1 S: 9 P: 13		1B: 6 SF: 1 2B: 1 SAC: 0 3B: 0 DP: 1 HR: 0 HBP: 0						

PITCHER	IP	WLS	BF	H	R	ER	SO	BB	IBB	HBP	BLK	WP	HR	S	P	ERA	WHIP
Jerry Koosman, L (1, 1) ERA: 2.87	8.0	L	34	7	3	3	8	3	0	0	0	0	0	47	59	3.38	1.250

PITCHER	IP	WLS	BF	H	R	ER	SO	BB	IBB	HBP	BLK	WP	HR	S	P	ERA	WHIP

BOTTOM

New York Mets @ Los Angeles Dodgers

Dodger Stadium, Los Angeles, CA

Mon May 02 1977, 7:05 PM PDT

Att. 28,017 - Unknown

livebaseballscorecards.com

AB	30
R	3
H	7
RBI	3
BB	3
SO	8
LOB	10

PA: 34

WP: 0 PB: 0 SB: 0 CS: 0

Batter	1	2	3	4	5	6	7	8	9	AB	R	H	RBI	BB	SO	LOB
Lee Mazzilli, S (1, 8) OBP: 0.360, SLG: 0.274	x 0-0 E6 E S		BBBB 4-0 BB		SSS 0-3 ③ K			x 0-0 BB 1B		3	0	1	0	1	1	1
Lenny Randle, S (1, 4) OBP: 0.444, SLG: 0.625	SSS 0-3 ① K 1-3		SSS 0-3 ③ K			SSS 0-3 ① K		BBBB 4-0 FC6-4 1-2 BB		3	0	0	0	1	3	2
Bruce Boisclair, L (1, 9) OBP: 0.364, SLG: 0.450 Dave Kingman, R (8, PH) OBP: 0.329, SLG: 0.554 (8, 9)	SSS 0-3 ② K			x 0-0 ① P6		SSS 0-3 ② K		x 0-0 ③ FC6-4 1-2f		3 1	0 0	0 0	0 0	0 0	2 0	1 2
John Milner, L (1, 7) OBP: 0.229, SLG: 0.364	SSS 0-3 ③ K			x 0-0 1-3 1B		x 0-0 F2			x 0-0 ① G1	4	0	1	0	0	1	1
Ed Kranepool, L (1, 3) OBP: 0.321, SLG: 0.509		x 0-0 ① F7		x 0-0 ② 1-3 1-2			SSS 0-3 ① K		x 0-0 E 1B	4	1	1	0	0	1	1
Jerry Grote, R (1, 2) OBP: 0.214, SLG: 0.214		x 0-0 ② P3		x 0-0 ③ F9			x 0-0 ② 4-3		x 0-0 ② F8	4	0	0	0	0	0	2
Roy Staiger, R (1, 5) OBP: 0.246, SLG: 0.355		x 0-0 ③ 5-3			x 0-0 ① 4-3		x 0-0 ③ F7		x 0-0 E7 1-H	4	0	0	0	0	0	0
Leo Foster, R (1, 6) OBP: 0.375, SLG: 0.286			SSS 0-3 ① K		x 0-0 SH3-4 1B			x 0-0 ① F7	SSS 0-3 ③ K	4	0	1	0	0	2	1
Nino Espinosa, R (1, 1) Mike Phillips, L (8, PH) OBP: 0.214, SLG: 0.222 Bob Myrick, R (8, 1)			SSS 0-3 ② K		x 0-0 ② SH3-4 1-2			x 0-0 ② G3		1 1 0	0 0 0	0 0 0	0 0 0	0 0 0	1 0 0	0 0 0
Inning Stats	R: 0 H: 0 E: 1 LOB: 1 K: 3 BB: 0 S: 10 P: 10	R: 0 H: 0 E: 0 LOB: 0 K: 0 BB: 0 S: 3 P: 3	R: 0 H: 0 E: 0 LOB: 1 K: 3 BB: 1 S: 9 P: 13	R: 0 H: 1 E: 0 LOB: 1 K: 0 BB: 0 S: 4 P: 4	R: 0 H: 1 E: 0 LOB: 1 K: 1 BB: 0 S: 6 P: 6	R: 0 H: 0 E: 0 LOB: 0 K: 2 BB: 0 S: 7 P: 7	R: 0 H: 0 E: 0 LOB: 0 K: 1 BB: 0 S: 5 P: 5	R: 0 H: 1 E: 0 LOB: 2 K: 0 BB: 1 S: 4 P: 8	R: 1 H: 1 E: 1 LOB: 1 K: 1 BB: 0 S: 7 P: 7	1B: 4 SF: 0 2B: 0 SAC: 1 3B: 0 DP: 0 HR: 0 HBP: 0						WP: 0 PA: 35 PB: 0 SB: 1 CS: 0	

PITCHER	IP	WLS	BF	H	R	ER	SO	BB	IBB	HBP	BLK	WP	HR	S	P	ERA	WHIP
Burt Hooton, R (1, 1) ERA: 2.78	9.0	W	35	4	1	0	11	2	0	0	0	0	0	55	63	0.00	0.667

PITCHER	IP	WLS	BF	H	R	ER	SO	BB	IBB	HBP	BLK	WP	HR	S	P	ERA	WHIP

TOP

New York Mets @ Los Angeles Dodgers

Dodger Stadium, Los Angeles, CA

Tue May 03 1977, 7:05 PM PDT

Att. 22,762 - Unknown

livebaseballscorecards.com

AB	32
R	1
H	4
RBI	0
BB	2
SO	11
LOB	11

Batter	1	2	3	4	5	6	7	8	9	AB	R	H	RBI	BB	SO	LOB
Davey Lopes, R (1, 4) OBP: 0.361, SLG: 0.404	E6 CS	F8		F3			F5			4	0	0	0	0	0	2
Bill Russell, R (1, 6) OBP: 0.327, SLG: 0.396	P3 1-2		FC1-4 G3 2B 1B		F7		F9			4	1	1	0	0	0	1
Reggie Smith, S (1, 9) OBP: 0.453, SLG: 0.588	FC6-4 1B		G3 1-2		K		K			4	0	1	0	0	2	1
John Hale, L (8, 9) OBP: 0.318, SLG: 0.316										0	0	0	0	0	0	0
Ron Cey, R (1, 5) OBP: 0.500, SLG: 0.783	FC6-4 1-2f		FC1-4 IBB		6-3			5-3		3	0	0	0	1	0	1
Steve Garvey, R (1, 3) OBP: 0.287, SLG: 0.505		BB 1B 1B	FC1-4 1-2f 2-3 2B			5-3		2B 2B		4	3	2	0	0	0	2
Rick Monday, L (1, 8) OBP: 0.410, SLG: 0.482		K	1-H 3-H 2B			1B 1B		4-3 2-H 2B		4	0	3	3	0	1	1
Dusty Baker Jr., R (1, 7) OBP: 0.326, SLG: 0.413		F9	5-3			P4		4-3 2-3		4	0	0	0	0	0	4
Steve Yeager, R (1, 2) OBP: 0.481, SLG: 0.606		1B 1-2 BB		K		1-2 1B		F8		3	0	1	0	1	1	1
Burt Hooton, R (1, 1) OBP: 0.182, SLG: 0.182		1-2 2-H 1B		P6		F7				3	0	1	1	0	0	2
Inning Stats	R: 0 H: 1 E: 1 LOB: 1 K: 0 BB: 0 S: 4 P: 4	R: 1 H: 2 E: 0 LOB: 2 K: 1 BB: 1 S: 7 P: 11	R: 2 H: 2 E: 0 LOB: 1 K: 0 BB: 1 S: 5 P: 9	R: 0 H: 0 E: 0 LOB: 0 K: 1 BB: 0 S: 5 P: 5	R: 0 H: 0 E: 0 LOB: 0 K: 1 BB: 0 S: 5 P: 5	R: 0 H: 2 E: 0 LOB: 2 K: 0 BB: 0 S: 5 P: 5	R: 0 H: 0 E: 0 LOB: 0 K: 1 BB: 0 S: 5 P: 5	R: 1 H: 2 E: 0 LOB: 1 K: 0 BB: 0 S: 5 P: 5		1B: 6 SF: 0 2B: 3 SAC: 0 3B: 0 DP: 0 HR: 0 HBP: 0						

PITCHER		IP	WLS	BF	H	R	ER	SO	BB	IBB	HBP	BLK	WP	HR	S	P	ERA	WHIP
Nino Espinosa, R ERA: 2.96	(1, 1)	7.0	L	30	7	3	3	4	1	1	0	0	0	0	36	44	3.86	1.143
Bob Myrick, L ERA: 2.7	(8, 1)	1.0		5	2	1	1	0	0	0	0	0	0	0	5	5	9.00	2.000

PITCHER	IP	WLS	BF	H	R	ER	SO	BB	IBB	HBP	BLK	WP	HR	S	P	ERA	WHIP

BOTTOM

New York Mets @ Los Angeles Dodgers

Dodger Stadium, Los Angeles, CA

Tue May 03 1977, 7:05 PM PDT

Att. 22,762 - Unknown

livebaseballscorecards.com

AB	33
R	4
H	9
RBI	4
BB	2
SO	4
LOB	15

1B: 6 SF: 0
2B: 3 SAC: 0
3B: 0 DP: 0
HR: 0 HBP: 0

WP: 0 PA: 35
PB: 0
SB: 0
CS: 1

Batter	1	2	3	4	5	6	7	8	9	AB	R	H	RBI	BB	SO	LOB
Lee Mazzilli, S (1, 8) OBP: 0.356, SLG: 0.286	5-3		6-3			4-3			G3, 6-3, 2B	4	1	1	0	0	0	0
Felix Millan, R (1, 4) OBP: 0.268, SLG: 0.269	6-3		6-3			G4-6-3, 1B			G3, 2-3	4	0	1	0	0	0	1
Joe Torre, R (1, 3) OBP: 0.226, SLG: 0.379	1-3		6-3			G4-6-3, 1-2f			6-3, 3-H	4	0	0	1	0	0	1
John Milner, L (1, 7) OBP: 0.231, SLG: 0.333		G3	1B, BB				P6		4-3	3	0	0	0	1	0	0
Mike Vail, R (1, 9) OBP: 0.438, SLG: 0.423		4-3	FC5-4, 1-2, 1B				G5-4-3, 1B			3	0	2	0	0	0	0
John Stearns, R (1, 2) OBP: 0.299, SLG: 0.361		E6, FC6	FC5-4, 1-2f				G5-4-3, 1-2f			3	0	0	0	0	0	3
Roy Staiger, R (1, 5) OBP: 0.235, SLG: 0.338		FC6, 1-2f			6-3			5-3		3	0	0	0	0	0	1
Bud Harrelson, S (1, 6) OBP: 0.255, SLG: 0.146			1-3		6-3			F7		3	0	0	0	0	0	0
Jon Matlack, L (1, 1) OBP: 0.167, SLG: 0.091			SSS, K		SSS, K			F7		2	0	0	0	0	2	0
Leo Foster, R (8, PH) OBP: 0.333, SLG: 0.250										1	0	0	0	0	0	0
Bob Apodaca, R (8, 1)										0	0	0	0	0	0	0
Inning Stats	R: 0, E: 0, K: 0, S: 3, H: 0, LOB: 0, BB: 0, P: 3	R: 0, E: 1, K: 0, S: 4, H: 0, LOB: 1, BB: 0, P: 4	R: 0, E: 0, K: 1, S: 5, H: 0, LOB: 0, BB: 0, P: 5	R: 0, E: 0, K: 0, S: 4, H: 1, LOB: 2, BB: 1, P: 8	R: 0, E: 0, K: 1, S: 5, H: 0, LOB: 0, BB: 0, P: 5	R: 0, E: 0, K: 0, S: 3, H: 1, LOB: 0, BB: 0, P: 3	R: 0, E: 0, K: 0, S: 3, H: 1, LOB: 0, BB: 0, P: 3	R: 0, E: 0, K: 0, S: 3, H: 0, LOB: 0, BB: 0, P: 3	R: 1, E: 0, K: 0, S: 4, H: 1, LOB: 0, BB: 0, P: 4	1B: 3, 2B: 1, 3B: 0, HR: 0	SF: 0, SAC: 0, DP: 2, HBP: 0					

PITCHER	IP	WLS	BF	H	R	ER	SO	BB	IBB	HBP	BLK	WP	HR	S	P	ERA	WHIP
Tommy John, L (1, 1) ERA: 4.4	9.0	W	31	4	1	1	2	1	0	0	0	0	0	34	38	1.00	0.556

PITCHER	IP	WLS	BF	H	R	ER	SO	BB	IBB	HBP	BLK	WP	HR	S	P	ERA	WHIP

TOP

New York Mets @ Los Angeles Dodgers

Dodger Stadium, Los Angeles, CA

Wed May 04 1977, 7:05 PM PDT

Att. 23,398 - Unknown

livebaseballscorecards.com

AB	30
R	1
H	4
RBI	1
BB	1
SO	2
LOB	6

Batter	1	2	3	4	5	6	7	8	9	AB	R	H	RBI	BB	SO	LOB
Davey Lopes, R (1, 4) OBP: 0.366, SLG: 0.408	S, 1B 1B		K		F8		1B			4	1	2	0	0	1	0
Bill Russell, R (1, 6) OBP: 0.325, SLG: 0.391	1B 1-H 1B		6-3		P6		F8			4	1	1	1	0	0	1
Reggie Smith, S (1, 9) OBP: 0.456, SLG: 0.583 John Hale, L (9, 9) OBP: 0.318, SLG: 0.316	G4-6-3 1-H 1B		1B		K			L3		4 0	0 0	2 0	1 0	0 0	1 0	0 0
Ron Cey, R (1, 5) OBP: 0.491, SLG: 0.756	P6		K			5-3 BB		5-3		3	0	0	0	1	1	2
Steve Garvey, R (1, 3) OBP: 0.276, SLG: 0.485	G4-6-3 1-2f			6-3		5-3 1-2		1-3		4	0	0	0	0	0	2
Rick Monday, L (1, 8) OBP: 0.398, SLG: 0.465		K		K		5-3				3	0	0	0	0	2	1
Dusty Baker Jr., R (1, 7) OBP: 0.326, SLG: 0.446		HR		E3 1B		5-3				3	1	1	1	0	0	1
Steve Yeager, R (1, 2) OBP: 0.476, SLG: 0.594		F7		1-2 1B			K			3	0	1	0	0	1	0
Tommy John, R (1, 1) OBP: 0.111, SLG: 0.111		5-3		K			F9			3	0	0	0	0	1	2
Inning Stats	R: 2 E: 0 K: 0 S: 5 H: 3 LOB: 0 BB: 0 P: 5	R: 1 E: 0 K: 1 S: 6 H: 1 LOB: 0 BB: 0 P: 6	R: 0 E: 0 K: 2 S: 8 H: 1 LOB: 1 BB: 0 P: 8	R: 0 E: 1 K: 2 S: 9 H: 1 LOB: 2 BB: 0 P: 9	R: 0 E: 0 K: 1 S: 5 H: 0 LOB: 0 BB: 0 P: 5	R: 0 E: 0 K: 0 S: 3 H: 0 LOB: 1 BB: 1 P: 7	R: 0 E: 0 K: 1 S: 6 H: 1 LOB: 1 BB: 0 P: 6	R: 0 E: 0 K: 0 S: 3 H: 0 LOB: 0 BB: 0 P: 3		1B: 6 2B: 0 3B: 0 HR: 1 SF: 0 SAC: 0 DP: 1 HBP: 0						

PITCHER		IP	WLS	BF	H	R	ER	SO	BB	IBB	HBP	BLK	WP	HR	S	P	ERA	WHIP
Jon Matlack, L ERA: 3.93	(1, 1)	7.0	L	29	7	3	3	7	1	0	0	0	0	1	42	46	3.86	1.143
Bob Apodaca, R ERA: 4.5	(8, 1)	1.0		3	0	0	0	0	0	0	0	0	0	0	3	3	0.00	0.000

PITCHER	IP	WLS	BF	H	R	ER	SO	BB	IBB	HBP	BLK	WP	HR	S	P	ERA	WHIP

BOTTOM

New York Mets @ Los Angeles Dodgers

Dodger Stadium, Los Angeles, CA

Wed May 04 1977, 7:05 PM PDT

Att. 23,398 - Unknown

livebaseballscorecards.com

AB	31
R	3
H	7
RBI	3
BB	1
SO	7
LOB	9

Batter	1	2	3	4	5	6	7	8	9	AB	R	H	RBI	BB	SO	LOB
Lee Mazzilli, S (1, 8) OBP: 0.351, SLG: 0.284	K		4-3			F6		HR 1B		4	1	1	0	0	1	0
Felix Millan, R (1, 4) OBP: 0.253, SLG: 0.254	F8		2-3			6-3		P5		4	0	0	0	0	0	1
John Milner, L (1, 7) OBP: 0.233, SLG: 0.400	L6			F8		F9		1-H HR		4	1	1	2	0	0	0
Dave Kingman, R (1, 3) OBP: 0.325, SLG: 0.538		G6-3 1B		6-3			K	P6		4	0	1	0	0	1	0
Ed Kranepool, L (1, 9) OBP: 0.317, SLG: 0.491		G6-3 1-2f		F7			BB 1B		F2	4	0	1	0	0	0	1
John Stearns, R (1, 2) OBP: 0.338, SLG: 0.391		1B 1B			1B		BBBB 1-2 BB		1B	3	0	3	0	1	0	0
Mike Phillips, L (1, 5) OBP: 0.219, SLG: 0.226		1-3 1B			F7		F7		F7	4	0	1	0	0	0	4
Bud Harrelson, S (1, 6) OBP: 0.241, SLG: 0.137		F8			F7		L1		F8	3	0	0	0	0	0	5
Bruce Boisclair, L (9, PH) OBP: 0.356, SLG: 0.439										1	0	0	0	0	0	1
Tom Seaver, R (1, 1) OBP: 0.167, SLG: 0.118			K		F9			P5		2	0	0	0	0	1	1
Lenny Randle, S (8, PH) OBP: 0.400, SLG: 0.556										1	0	0	0	0	0	0
Jackson Todd, R (8, 1)										0	0	0	0	0	0	0
Inning Stats	R: 0 E: 0 K: 1 S: 5 H: 0 LOB: 0 BB: 0 P: 5	R: 0 E: 0 K: 0 S: 5 H: 3 LOB: 2 BB: 0 P: 5	R: 0 E: 0 K: 1 S: 5 H: 0 LOB: 0 BB: 0 P: 5	R: 0 E: 0 K: 0 S: 3 H: 0 LOB: 0 BB: 0 P: 3	R: 0 E: 0 K: 0 S: 4 H: 1 LOB: 1 BB: 0 P: 4	R: 0 E: 0 K: 0 S: 3 H: 0 LOB: 0 BB: 0 P: 3	R: 0 E: 0 K: 1 S: 6 H: 1 LOB: 2 BB: 1 P: 10	R: 2 E: 0 K: 0 S: 5 H: 2 LOB: 0 BB: 0 P: 5	R: 0 E: 0 K: 0 S: 4 H: 1 LOB: 1 BB: 0 P: 4	1B: 7 2B: 0 3B: 0 HR: 1	SF: 0 SAC: 0 DP: 1 HBP: 0						

TOP

New York Mets @ Los Angeles Dodgers

Dodger Stadium, Los Angeles, CA

Thu May 05 1977, 7:05 PM PDT

Att. 28,600 - Unknown

livebaseballscorecards.com

AB	34
R	2
H	8
RBI	2
BB	1
SO	3
LOB	13

WP: 0 PB: 0 SB: 0 CS: 0 PA: 35

PITCHER	IP	WLS	BF	H	R	ER	SO	BB	IBB	HBP	BLK	WP	HR	S	P	ERA	WHIP
Rick Rhoden, R (1, 1) ERA: 4.19	9.0	W	35	8	2	2	3	1	0	0	0	0	1	40	44	2.00	1.000

PITCHER	IP	WLS	BF	H	R	ER	SO	BB	IBB	HBP	BLK	WP	HR	S	P	ERA	WHIP

Batter	1	2	3	4	5	6	7	8	9	AB	R	H	RBI	BB	SO	LOB
Davey Lopes, R (1, 4) OBP: 0.362, SLG: 0.402	F6		F9		HR 6-3 1B 1-2		F2			4	1	1	0	0	0	0
Bill Russell, R (1, 6) OBP: 0.322, SLG: 0.386	1-3			4-3	6-3 1-2 2-3		FC4-6 1B			4	0	1	0	0	0	2
Reggie Smith, S (1, 9) OBP: 0.462, SLG: 0.581 John Hale, L (6, 9) OBP: 0.304, SLG: 0.300	F7			WP 1B	HR IBB		FC4-6 1-2f			2 1	1 0	1 0	0 0	1 0	0 0	0 1
Ron Cey, R (1, 5) OBP: 0.482, SLG: 0.767		F9		P4 1-3	HR 1-H 2-H 3-H		K S S S			4	1	1	4	0	1	2
Steve Garvey, R (1, 3) OBP: 0.275, SLG: 0.486		2B		K S S S	F8			4-3		4	0	1	0	0	1	1
Rick Monday, L (1, 8) OBP: 0.393, SLG: 0.467		F5			HR 2B K			1-3		4	1	1	0	0	1	1
Dusty Baker Jr., R (1, 7) OBP: 0.333, SLG: 0.483		K S S S			HR 2-H	L6		1B		4	1	2	2	0	1	1
Johnny Oates, L (1, 2) OBP: 0.368, SLG: 0.294			K S S S		1B S	P6		L9		4	1	1	0	0	1	1
Rick Rhoden, R (1, 1) OBP: 0.250, SLG: 0.313			4-3		HR 1B 6-3 1-H	F2				3	1	1	1	0	0	0
Inning Stats	R: 0 E: 0 K: 0 S: 3 H: 0 LOB: 0 BB: 0 P: 3	R: 0 E: 0 K: 1 S: 6 H: 1 LOB: 1 BB: 0 P: 6	R: 0 E: 0 K: 1 S: 5 H: 0 LOB: 0 BB: 0 P: 5	R: 0 E: 0 K: 1 S: 6 H: 1 LOB: 1 BB: 0 P: 6	R: 7 E: 0 K: 1 S: 11 H: 6 LOB: 0 BB: 1 P: 15	R: 0 E: 0 K: 0 S: 3 H: 0 LOB: 0 BB: 0 P: 3	R: 0 E: 0 K: 1 S: 6 H: 1 LOB: 1 BB: 0 P: 6	R: 0 E: 0 K: 0 S: 4 H: 1 LOB: 1 BB: 0 P: 4		1B: 6 2B: 2 3B: 0 HR: 2 SF: 0 SAC: 0 DP: 0 HBP: 0						

PITCHER		IP	WLS	BF	H	R	ER	SO	BB	IBB	HBP	BLK	WP	HR	S	P	ERA	WHIP
Tom Seaver, R ERA: 2.61	(1, 1)	7.0	L	31	9	7	7	5	0	1	0	0	1	2	40	44	9.00	1.286
Jackson Todd, R ERA:	(8, 1)	1.0		4	1	0	0	0	0	0	0	0	0	0	4	4	0.00	1.000

PITCHER	IP	WLS	BF	H	R	ER	SO	BB	IBB	HBP	BLK	WP	HR	S	P	ERA	WHIP

BOTTOM

New York Mets @ Los Angeles Dodgers

Dodger Stadium, Los Angeles, CA

Thu May 05 1977, 7:05 PM PDT

Att. 28,600 - Unknown

livebaseballscorecards.com

AB	34
R	7
H	10
RBI	7
BB	1
SO	5
LOB	9

WP: 2	PA: 35		
PB: 0			
SB: 1			
CS: 0			

New York Mets @ San Francisco Giants

Candlestick Park, San Francisco, CA

Fri May 06 1977, 10:05 PM EDT

Att. 5,872 - Unknown

livebaseballscorecards.com

Batter	1	2	3	4	5	6	7	8	9	AB	R	H	RBI	BB	SO	LOB
Lee Mazzilli, S (1, 8) OBP: 0.357, SLG: 0.306	4-3		2B		CS 1B		F7			4	0	2	0	0	0	0
Felix Millan, R (1, 4) OBP: 0.253, SLG: 0.253	F8		6-3		4-3 1B 1-2			F9		4	0	1	0	0	0	1
Bruce Boisclair, L (1, 9) OBP: 0.367, SLG: 0.444	1B 1B		K		4-3 1-2			BB 1B		4	0	2	0	0	1	2
Dave Kingman, R (1, 3) OBP: 0.333, SLG: 0.531	1-2 1B			E 1B HR BB	K			K		3	1	1	0	1	2	2
John Milner, L (1, 7) OBP: 0.255, SLG: 0.395	G3			E9 HR 1-3 1B		F6		BB 1-2		3	1	1	0	1	0	2
John Stearns, R (1, 2) OBP: 0.333, SLG: 0.426		6-3		HR 2-H 3-H		F8		F8		4	1	1	3	0	0	2
Mike Phillips, L (1, 5) OBP: 0.194, SLG: 0.200		4-1		F9		K			F8	4	0	0	0	0	1	0
Bud Harrelson, S (1, 6) OBP: 0.230, SLG: 0.130		F8		5-3			6-3		4-3	3	0	0	0	0	0	0
Ed Kranepool, L (9, PH) OBP: 0.311, SLG: 0.483										1	0	0	0	0	0	0
Craig Swan, R (1, 1)			K	5-3			F8		K	2	0	0	0	0	1	0
Lenny Randle, S (7, PH) OBP: 0.364, SLG: 0.500										1	0	0	0	0	0	0
Bob Apodaca, R (7, 1)										0	0	0	0	0	0	0
Bob Myrick, R (7, 1)										0	0	0	0	0	0	0
Mike Vail, R (9, PH) OBP: 0.424, SLG: 0.407										1	0	0	0	0	1	0

TOP

AB	34
R	3
H	8
RBI	3
BB	2
SO	6
LOB	9

Inning Stats	1	2	3	4	5	6	7	8	9
	R: 0 E: 0 K: 0 S: 5	H: 2 LOB: 2 BB: 0 P: 5	R: 0 E: 0 K: 0 S: 3	H: 0 LOB: 0 BB: 0 P: 3	R: 0 E: 0 K: 2 S: 8	H: 1 LOB: 1 BB: 0 P: 8	R: 3 E: 1 K: 0 S: 5	H: 2 LOB: 0 BB: 1 P: 9	R: 0 E: 0 K: 1 S: 6	H: 2 LOB: 1 BB: 0 P: 6	R: 0 E: 0 K: 1 S: 5	H: 0 LOB: 0 BB: 0 P: 5	R: 0 E: 0 K: 0 S: 3	H: 0 LOB: 0 BB: 0 P: 3	R: 0 E: 0 K: 1 S: 6	H: 1 LOB: 2 BB: 1 P: 10	R: 0 E: 0 K: 1 S: 5	H: 0 LOB: 0 BB: 0 P: 5

1B: 6	SF: 0
2B: 1	SAC: 0
3B: 0	DP: 0
HR: 1	HBP: 0

WP: 0	PA: 36
PB: 0	
SB: 0	
CS: 1	

PITCHER	IP	WLS	BF	H	R	ER	SO	BB	IBB	HBP	BLK	WP	HR	S	P	ERA	WHIP
Lynn McGlothen, R (1, 1) ERA: 5.29	9.0	W	36	8	3	3	6	2	0	0	0	0	1	46	54	3.00	1.111

PITCHER	IP	WLS	BF	H	R	ER	SO	BB	IBB	HBP	BLK	WP	HR	S	P	ERA	WHIP

BOTTOM

New York Mets @ San Francisco Giants

Candlestick Park, San Francisco, CA

Fri May 06 1977, 10:05 PM EDT

Att. 5,872 - Unknown

livebaseballscorecards.com

Batter	1	2	3	4	5	6	7	8	9	AB	R	H	RBI	BB	SO	LOB
Terry Whitfield, L (1, 9) OBP: 0.371, SLG: 0.438	F7		1B 2B	4-3			E5 BB WP 1-2			4	1	1	0	0	0	1
Derrel Thomas, S (1, 4) OBP: 0.284, SLG: 0.224	F5		1B 2-H 1B		L3		K			4	0	1	1	0	1	2
Darrell Evans, L (1, 7) (8, 3) OBP: 0.407, SLG: 0.487	F8		2-3 1B		BBB CS BB		F8 2-3			3	0	1	0	1	0	2
Bill Madlock, R (1, 5) OBP: 0.340, SLG: 0.429		5-3 1B	F7		BBB S 1-2 BB		I I I BB 1-2 3-H IBB			2	0	1	0	2	0	2
Willie McCovey, L (1, 3) Gary Thomasson, L (7, PR) (8, 7) OBP: 0.362, SLG: 0.524 OBP: 0.319, SLG: 0.393	F7			1B HR 1B	F9 1-2		BBBB 1-2 2-3 BB			3 0	1 0	1 0	0 0	1 0	0 0	2 0
Larry Herndon, R (1, 8) OBP: 0.255, SLG: 0.370	5-3 1-2			1-2 HR 1B		6-3	SSS K			4	1	1	0	0	1	4
Tim Foli, R (1, 6) OBP: 0.226, SLG: 0.333	F7			F4	SSS K			F8		4	0	0	0	0	1	3
Marc Hill, R (1, 2) OBP: 0.302, SLG: 0.373			G3	1-H 2-H HR		F8		5-3		4	1	1	3	0	0	0
Lynn McGlothen, L (1, 1) OBP: 0.111, SLG: 0.111			F6	SSS K			F8 E WP 1B	6-3		4	1	1	0	0	1	0
Inning Stats	R: 0 H: 0 E: 0 LOB: 0 K: 0 BB: 0 S: 3 P: 3	R: 0 H: 1 E: 0 LOB: 1 K: 0 BB: 0 S: 4 P: 4	R: 1 H: 3 E: 0 LOB: 2 K: 0 BB: 0 S: 6 P: 6	R: 3 H: 3 E: 0 LOB: 0 K: 1 BB: 0 S: 8 P: 8	R: 0 H: 0 E: 0 LOB: 1 K: 0 BB: 2 S: 2 P: 10	R: 0 H: 0 E: 0 LOB: 0 K: 1 BB: 0 S: 5 P: 5	R: 1 H: 1 E: 1 LOB: 3 K: 2 BB: 2 S: 9 P: 17	R: 0 H: 0 E: 0 LOB: 0 K: 0 BB: 0 S: 3 P: 3		1B: 6 SF: 0 2B: 1 SAC: 0 3B: 0 DP: 0 HR: 1 HBP: 0						

	AB	32
	R	5
	H	8
	RBI	4
	BB	4
	SO	4
	LOB	16

WP: 1 PA: 36
PB: 0
SB: 1
CS: 1

PITCHER		IP	WLS	BF	H	R	ER	SO	BB	IBB	HBP	BLK	WP	HR	S	P	ERA	WHIP
Craig Swan, R ERA: 6.05	(1, 1)	6.0	L	26	7	4	4	2	2	0	0	0	0	1	28	36	6.00	1.500
Bob Apodaca, R ERA: 4.05	(7, 1)	0.2		5	1	1	0	1	0	1	0	0	1	0	6	10	0.00	1.500
Bob Myrick, L ERA: 2.38	(7, 1)	1.1		5	0	0	0	1	1	0	0	0	0	0	6	10	0.00	0.750

PITCHER		IP	WLS	BF	H	R	ER	SO	BB	IBB	HBP	BLK	WP	HR	S	P	ERA	WHIP

Batter	1	2	3	4	5	6	7	8	9	AB	R	H	RBI	BB	SO	LOB
Lenny Randle, S (1, 4) OBP: 0.438, SLG: 0.533	0-0 1B WP SF8 1B		0-0 WP S 3B 1B	0-0 G6-4-3 1-2 2-H 1B		0-0 ③ 3-4			0-0 ① 4-3	5	2	3	1	0	0	1
John Stearns, R (1, 2) OBP: 0.338, SLG: 0.452	0-0 FC6-4 1-3 1B		0-0 1-H SF8 3B	0-0 ② ③ G6-4-3 1-2f			0-0 ① F8		0-0 ② 4-3	5	1	2	1	0	0	2
John Milner, L (1, 7) OBP: 0.269, SLG: 0.391	0-0 ① FC6-4 1-2f		0-0 ② SF8 3-H		B B B B 4-0 FC5-4 BB		0-0 BB 1B		0-0 ③ 3-1	3	0	1	1	1	0	2
Dave Kingman, R (1, 9) OBP: 0.330, SLG: 0.518	0-0 ② SF8 3-H		0-0 ③ 5-3		0-0 ① FC5-4 FC4-6 1-2f		B B B 4-0 1-2 BB			2	0	0	1	1	0	1
Ed Kranepool, L (1, 3) OBP: 0.308, SLG: 0.468	0-0 ③ P4			0-0 E 1B 1B 1B	0-0 ② FC4-6 1-2f		0-0 ② F9			4	1	1	0	0	0	4
Mike Phillips, L (1, 6) (4, 5) OBP: 0.200, SLG: 0.205		0-0 ① F8		0-0 E 1-2 1B 1B	0-0 ③ F7		0-0 ③ F8			4	1	1	0	0	0	3
Lee Mazzilli, S (1, 8) OBP: 0.363, SLG: 0.307		0-0 ② L5		0-0 ① F7		0-0 CS 1B		B B B 4-0 G4-6-3 BB		3	0	1	0	1	0	2
Roy Staiger, R (1, 5) OBP: 0.229, SLG: 0.328 Bud Harrelson, S (4, 6) OBP: 0.238, SLG: 0.127		0-0 ③ 4-3		0-0 E4 1B 1-2 2-3 1B		B B B 4-0 ① 1-2 BB		0-0 ① ② G4-6-3 1-2f		2 1	1 0	0 0	0 0	0 1	0 0	2 1
Jerry Koosman, R (1, 1) OBP: 0.118, SLG: 0.125			S S S 0-3 ① K	0-0 1B 1-2 2-H 3-H 1B		S S S 0-3 ② K		0-0 ③ 5-3		4	0	1	2	0	2	1
Inning Stats	R: 1 H: 2 E: 0 LOB: 1 K: 0 BB: 0 S: 5 P: 5	R: 0 H: 0 E: 0 LOB: 0 K: 0 BB: 0 S: 3 P: 3	R: 2 H: 2 E: 0 LOB: 0 K: 1 BB: 0 S: 7 P: 7	R: 3 H: 4 E: 1 LOB: 1 K: 0 BB: 0 S: 7 P: 7	R: 0 H: 0 E: 0 LOB: 1 K: 0 BB: 1 S: 3 P: 7	R: 0 H: 1 E: 0 LOB: 2 K: 1 BB: 1 S: 5 P: 9	R: 0 H: 1 E: 0 LOB: 1 K: 0 BB: 1 S: 4 P: 8	R: 0 H: 0 E: 0 LOB: 0 K: 0 BB: 1 S: 2 P: 6	R: 0 H: 0 E: 0 LOB: 0 K: 0 BB: 0 S: 3 P: 3	1B: 9 SF: 2 2B: 0 SAC: 0 3B: 1 DP: 2 HR: 0 HBP: 0						

PITCHER		IP	WLS	BF	H	R	ER	SO	BB	IBB	HBP	BLK	WP	HR	S	P	ERA	WHIP
John Montefusco, R ERA: 2.72	(1, 1)	3.1	L	19	8	6	5	1	0	0	0	0	2	0	21	21	13.50	2.400
Terry Cornutt, R ERA: 3.0	(4, 1)	2.2		9	1	0	0	1	2	0	0	0	0	0	9	17	0.00	1.125
Dave Heaverlo, R ERA: 1.08	(7, 1)	2.0		8	1	0	0	0	2	0	0	0	0	0	6	14	0.00	1.500
Charlie Williams, R ERA: 4.5	(9, 1)	1.0		3	0	0	0	0	0	0	0	0	0	0	3	3	0.00	0.000

PITCHER	IP	WLS	BF	H	R	ER	SO	BB	IBB	HBP	BLK	WP	HR	S	P	ERA	WHIP

TOP

New York Mets @ San Francisco Giants

Candlestick Park, San Francisco, CA

Sat May 07 1977, 6:33 AM EDT

Att. 5,245 - Unknown

livebaseballscorecards.com

AB	33
R	6
H	10
RBI	6
BB	4
SO	2
LOB	19

WP: 2	PA: 39		
PB: 0			
SB: 1			
CS: 1			

Batter	1	2	3	4	5	6	7	8	9	AB	R	H	RBI	BB	SO	LOB
Larry Herndon, R (1, 8) OBP: 0.255, SLG: 0.347	S S S 0-3 ① K		S S S 0-3 ③ K			x 0-0 ② 6-3		B B B B 4-0 BB		3	0	0	0	1	2	0
Derrel Thomas, S (1, 4) OBP: 0.286, SLG: 0.229	x 0-0 ② F9			x 0-0 E 5-3 1B		S S S 0-3 ③ K		x 0-0 ③ F6		3	0	1	0	0	1	0
Dave Heaverlo, R (7, 1)										0	0	0	0	0	0	0
Gary Thomasson, L (8, PH) OBP: 0.314, SLG: 0.387										1	0	0	0	0	0	2
Charlie Williams, R (9, 1)										0	0	0	0	0	0	0
Jack Clark, R (1, 9) OBP: 0.264, SLG: 0.288	B B B B 4-0 BB			x 0-0 ① 5-3 1-2			x 0-0 ① F9		x 0-0 ① F8	3	0	0	0	1	0	1
Bill Madlock, R (1, 5) OBP: 0.336, SLG: 0.422	x 0-0 ③ F6			x 0-0 ② P2			x 0-0 1B		x 0-0 ② F7	4	0	1	0	0	0	2
Willie McCovey, L (1, 3) OBP: 0.347, SLG: 0.500		S S S 0-3 ① K		x 0-0 ③ F7 2-3			x 0-0 ② F5		S S S 0-3 ③ K	4	0	0	0	0	2	2
Randy Elliott, R (1, 7) OBP: 0.188, SLG: 0.290		x 0-0 ② F9			S S S 0-3 ① K		x 0-0 ③ 5-3			3	0	0	0	0	1	1
Tim Foli, R (1, 6) OBP: 0.229, SLG: 0.344		x 0-0 ③ 6-3			x 0-0 ② 6-3			x 0-0 F9 2B		3	0	1	0	0	0	0
Marc Hill, R (1, 2) OBP: 0.288, SLG: 0.355			x 0-0 ① F9		x 0-0 ③ 5-3			x 0-0 ① F9		3	0	0	0	0	0	1
John Montefusco, R (1, 1) OBP: 0.188, SLG: 0.133			S S S 0-3 ② K			x 0-0 ① 1-3		x 0-0 ② F9 2-3		1	0	0	0	0	1	0
Terry Cornutt, R (4, 1)										0	0	0	0	0	0	0
Rob Andrews, R (6, PH) OBP: 0.342, SLG: 0.270										2	0	0	0	0	0	1
(7, 4)																

Inning Stats	1	2	3	4	5	6	7	8	9
	R: 0 H: 0 E: 0 LOB: 1 K: 1 BB: 1 S: 5 P: 9	R: 0 H: 0 E: 0 LOB: 0 K: 1 BB: 0 S: 5 P: 5	R: 0 H: 0 E: 0 LOB: 0 K: 2 BB: 0 S: 7 P: 7	R: 0 H: 1 E: 1 LOB: 1 K: 0 BB: 0 S: 4 P: 4	R: 0 H: 0 E: 0 LOB: 0 K: 1 BB: 0 S: 5 P: 5	R: 0 H: 0 E: 0 LOB: 0 K: 1 BB: 0 S: 5 P: 5	R: 0 H: 1 E: 0 LOB: 1 K: 0 BB: 0 S: 4 P: 4	R: 0 H: 1 E: 0 LOB: 2 K: 0 BB: 1 S: 4 P: 8	R: 0 H: 0 E: 0 LOB: 0 K: 1 BB: 0 S: 5 P: 5

1B: 2	SF: 0	WP: 0	PA: 32
2B: 1	SAC: 0	PB: 0	
3B: 0	DP: 0	SB: 0	
HR: 0	HBP: 0	CS: 0	

PITCHER	IP	WLS	BF	H	R	ER	SO	BB	IBB	HBP	BLK	WP	HR	S	P	ERA	WHIP
Jerry Koosman, L (1, 1) ERA: 2.31	9.0	W	32	3	0	0	7	2	0	0	0	0	0	44	52	0.00	0.556

PITCHER	IP	WLS	BF	H	R	ER	SO	BB	IBB	HBP	BLK	WP	HR	S	P	ERA	WHIP

BOTTOM

New York Mets @ San Francisco Giants

Candlestick Park, San Francisco, CA

Sat May 07 1977, 6:33 AM EDT

Att. 5,245 - Unknown

livebaseballscorecards.com

AB	30
R	0
H	3
RBI	0
BB	2
SO	7
LOB	10

New York Mets @ San Francisco Giants

Candlestick Park, San Francisco, CA

Sun May 08 1977, 6:33 AM EDT

Unknown

TOP

livebaseballscorecards.com

Batter	1	2	3	4	5	6	7	8	9	AB	R	H	RBI	BB	SO	LOB
Lenny Randle, S (1, 5) OBP: 0.400, SLG: 0.474	G3		F9		CS, 1B			F8		4	0	1	0	0	0	1
John Stearns, R (1, 2) OBP: 0.321, SLG: 0.429	F9		F9		CS 1-2	L5		6-3		4	0	0	0	0	0	1
John Milner, L (1, 7) OBP: 0.286, SLG: 0.440	1B		E6			F9			1B, 3B	4	1	2	0	0	0	0
Dave Kingman, R (1, 9) OBP: 0.326, SLG: 0.506	K		F7			F2			E, BB, 1B 3-H	4	0	1	1	0	1	2
Ed Kranepool, L (1, 3) OBP: 0.309, SLG: 0.462		E, 4-3, 1B		4-3			F8		F9	3	1	1	0	0	0	0
Joe Torre, R (9, PH) OBP: 0.219, SLG: 0.367										1	0	0	0	0	0	1
Mike Phillips, L (1, 6) OBP: 0.186, SLG: 0.190		4-3 1-2		L7			4-3		K	3	0	0	0	0	0	1
Mike Vail, R (9, PH) OBP: 0.412, SLG: 0.393										1	0	0	0	0	1	1
Lee Mazzilli, S (1, 8) OBP: 0.368, SLG: 0.319		E8, FC6-2, 2B 2-H		K			1-3		E, BB 1-2	3	0	1	1	1	1	0
Felix Millan, R (1, 4) OBP: 0.253, SLG: 0.253		FC6-2 3-H			F8			1B	FC5, FC6-4 1-2 2-3	4	0	1	0	0	0	3
Nino Espinosa, R (1, 1)		K			5-3			K	FC6-4 1-2f	2	0	0	0	0	1	1
Bob Myrick, R (5, 1)										0	0	0	0	0	0	0
Bruce Boisclair, L (8, PH) OBP: 0.360, SLG: 0.435										1	0	0	0	0	1	1
Bob Apodaca, R (8, 1)										0	0	0	0	0	0	0
Jerry Grote, R (9, PH) OBP: 0.200, SLG: 0.200										1	0	0	0	0	0	3
Inning Stats	R: 0 E: 0 K: 1 S: 6 H: 1 LOB: 1 BB: 0 P: 6	R: 1 E: 1 K: 1 S: 7 H: 2 LOB: 1 BB: 0 P: 7	R: 0 E: 1 K: 0 S: 4 H: 0 LOB: 1 BB: 0 P: 4	R: 0 E: 0 K: 1 S: 5 H: 0 LOB: 0 BB: 0 P: 5	R: 0 E: 0 K: 0 S: 3 H: 1 LOB: 0 BB: 0 P: 3	R: 0 E: 0 K: 0 S: 3 H: 0 LOB: 0 BB: 0 P: 3	R: 0 E: 0 K: 0 S: 3 H: 0 LOB: 0 BB: 0 P: 3	R: 0 E: 0 K: 1 S: 6 H: 1 LOB: 1 BB: 0 P: 6	R: 1 E: 1 K: 1 S: 8 H: 2 LOB: 3 BB: 1 P: 12	1B: 5 2B: 1 3B: 1 HR: 0 SF: 0 SAC: 0 DP: 0 HBP: 0	WP: 0 PB: 0 SB: 0 CS: 1 PA: 37					

	AB	35
	R	2
	H	7
	RBI	2
	BB	1
	SO	5
	LOB	15

PITCHER		IP	WLS	BF	H	R	ER	SO	BB	IBB	HBP	BLK	WP	HR	S	P	ERA	WHIP
Jim Barr, R ERA: 4.32	(1, 1)	8.0	W	31	7	2	2	4	0	0	0	0	0	0	39	39	2.25	0.875
Gary Lavelle, L ERA: 0.54	(9, 1)	0.2		4	0	0	0	1	1	0	0	0	0	0	5	9	0.00	1.500
Randy Moffitt, R ERA: 1.54	(9, 1)	0.1	S	1	0	0	0	0	0	0	0	0	0	0	1	1	0.00	0.000

PITCHER	IP	WLS	BF	H	R	ER	SO	BB	IBB	HBP	BLK	WP	HR	S	P	ERA	WHIP

Batter	1	2	3	4	5	6	7	8	9	AB	R	H	RBI	BB	SO	LOB
Terry Whitfield, L (1, 9) OBP: 0.400, SLG: 0.528	4-3		1B 2B	2-H 3B		K		BB		4	0	2	1	1	1	0
Derrel Thomas, S (1, 4) OBP: 0.293, SLG: 0.240	BB 1B		F3	F2			CS 1B	K		5	0	2	0	0	1	4
Darrell Evans, L (1, 7) OBP: 0.422, SLG: 0.487 (8, 3)	G6-4-3 1-2 BB		2-3 1B		CS BB		1-2 K			2	0	1	0	2	1	1
Bill Madlock, R (1, 5) OBP: 0.351, SLG: 0.417	G6-4-3 1-2f		G3-6-1 IBB		1B 1-2 HBP		S 1B BB			1	1	0	0	2	0	2
Willie McCovey, L (1, 3) OBP: 0.363, SLG: 0.522 Larry Herndon, R (7, PR) OBP: 0.255, SLG: 0.347 (8, 8)		1B PB 2B	G3-6-1 1-2f		1-2 1B		1-H 1B			4 0	1 0	3 0	1 0	0 0	0 0	3 0
Gary Thomasson, L (1, 8) OBP: 0.324, SLG: 0.394 (8, 7)		PB 2-3 1B		6-3 1B 1B	K		F8			4	1	2	0	0	1	3
Tim Foli, R (1, 6) OBP: 0.220, SLG: 0.330		F4	6-3 1-2	F7				F8		4	0	0	0	0	0	5
Marc Hill, R (1, 2) OBP: 0.300, SLG: 0.364		F3 1-2 3-H	SH2-4 3B 2-H 1B			1-3		SH3-4 1B		4	1	2	1	0	0	1
Jim Barr, R (1, 1) OBP: 0.316, SLG: 0.235 Gary Lavelle, S (9, 1) Randy Moffitt, R (9, 1)		K	SH2-4 1-2			K		SH3-4 1-2		2 0 0	0 0 0	0 0 0	0 0 0	0 0 0	2 0 0	1 0 0
Inning Stats	R: 0 E: 0 K: 0 S: 3 H: 1 LOB: 1 BB: 1 P: 7	R: 1 E: 0 K: 1 S: 7 H: 2 LOB: 1 BB: 0 P: 7	R: 0 E: 0 K: 0 S: 4 H: 2 LOB: 2 BB: 1 P: 8	R: 2 E: 0 K: 0 S: 6 H: 3 LOB: 1 BB: 0 P: 6	R: 0 E: 0 K: 1 S: 5 H: 1 LOB: 2 BB: 1 P: 10	R: 0 E: 0 K: 2 S: 7 H: 0 LOB: 0 BB: 0 P: 7	R: 1 E: 0 K: 1 S: 6 H: 2 LOB: 1 BB: 1 P: 10	R: 0 E: 0 K: 1 S: 6 H: 1 LOB: 2 BB: 1 P: 10		1B: 9 2B: 2 3B: 1 HR: 0	SF: 0 SAC: 2 DP: 2 HBP: 1						

PITCHER		IP	WLS	BF	H	R	ER	SO	BB	IBB	HBP	BLK	WP	HR	S	P	ERA	WHIP
Nino Espinosa, R ERA: 3.13	(1, 1)	4.1	L	23	9	3	2	1	2	1	1	0	0	0	21	34	4.15	2.538
Bob Myrick, L ERA: 2.57	(5, 1)	2.2		10	2	1	1	4	1	0	0	0	0	0	17	21	3.38	1.125
Bob Apodaca, R ERA: 3.52	(8, 1)	1.0		5	1	0	0	1	1	0	0	0	0	0	6	10	0.00	2.000

PITCHER	IP	WLS	BF	H	R	ER	SO	BB	IBB	HBP	BLK	WP	HR	S	P	ERA	WHIP

BOTTOM

New York Mets @ San Francisco Giants

Candlestick Park, San Francisco, CA

Sun May 08 1977, 6:33 AM EDT

Unknown

livebaseballscorecards.com

AB	30
R	4
H	12
RBI	3
BB	5
SO	6
LOB	20

WP: 0	PB: 1	SB: 1	CS: 2
PA: 38			

Batter	1	2	3	4	5	6	7	8	9	AB	R	H	RBI	BB	SO	LOB
Lenny Randle, S (1, 4) OBP: 0.348, SLG: 0.409	5-3		P4		FC6-4 1-2f					3	0	0	0	0	0	2
Leo Foster, R (1, 5) OBP: 0.250, SLG: 0.182	E4		F4			F8				3	0	0	0	0	0	1
Joe Torre, R (1, 3) OBP: 0.200, SLG: 0.333	F9			F9		6-3				3	0	0	0	0	0	1
Dave Kingman, R (1, 9) OBP: 0.316, SLG: 0.489	K			F4		F3				3	0	0	0	0	1	1
Mike Vail, R (1, 7) OBP: 0.405, SLG: 0.452		K		3B			6-3			3	0	1	0	0	1	0
Lee Mazzilli, S (1, 8) OBP: 0.361, SLG: 0.312		F9		6-3						2	0	0	0	0	0	1
Jerry Grote, R (1, 2) OBP: 0.235, SLG: 0.235		F3			FC6-4 1B					2	0	1	0	0	0	0
Bud Harrelson, S (1, 6) OBP: 0.231, SLG: 0.123			F9		F3					2	0	0	0	0	0	1
Jon Matlack, L (1, 1) OBP: 0.214, SLG: 0.083 Bob Apodaca, R (6, 1)			BB		F7					1 0	0 0	0 0	0 0	1 0	0 0	1 0
Inning Stats	R: 0 E: 1 K: 1 S: 6 H: 0 LOB: 1 BB: 0 P: 6	R: 0 E: 0 K: 1 S: 5 H: 0 LOB: 0 BB: 0 P: 5	R: 0 E: 0 K: 0 S: 3 H: 0 LOB: 1 BB: 1 P: 7	R: 0 E: 0 K: 0 S: 4 H: 1 LOB: 1 BB: 0 P: 4	R: 0 E: 0 K: 0 S: 4 H: 1 LOB: 1 BB: 0 P: 4	R: 0 E: 0 K: 0 S: 3 H: 0 LOB: 0 BB: 0 P: 3	R: 0 E: 0 K: 0 S: 1 H: 0 LOB: 0 BB: 0 P: 1			1B: 1 2B: 0 3B: 1 HR: 0 SF: 0 SAC: 0 DP: 0 HBP: 0				WP: 0 PB: 0 SB: 0 CS: 0		PA: 23

PITCHER		IP	WLS	BF	H	R	ER	SO	BB	IBB	HBP	BLK	WP	HR	S	P	ERA	WHIP
John Curtis, L ERA: 1.17	(1, 1)	6.1	W	23	2	0	0	2	1	0	0	0	0	0	26	30	0.00	0.474

PITCHER	IP	WLS	BF	H	R	ER	SO	BB	IBB	HBP	BLK	WP	HR	S	P	ERA	WHIP

TOP

New York Mets @ San Francisco Giants

Candlestick Park, San Francisco, CA

Sun May 08 1977, 6:38 AM EDT

Att. 15,645 - Overcast

livebaseballscorecards.com

AB	22
R	0
H	2
RBI	0
BB	1
SO	2
LOB	8

New York Mets @ San Francisco Giants

Candlestick Park, San Francisco, CA

Sun May 08 1977, 6:38 AM EDT

Att. 15,645 - Overcast

livebaseballscorecards.com

BOTTOM

Batter	1	2	3	4	5	6	7	8	9	AB	R	H	RBI	BB	SO	LOB
Tim Foli, R (1, 6) OBP: 0.240, SLG: 0.366	FC6-4 E 1B 1B	1B 3B		4-3 1-3		1B 1-2 1B				4	3	3	0	0	0	1
Rob Andrews, R (1, 4) OBP: 0.363, SLG: 0.303	FC6-4 1-2 1B	0-0 3-H 1B		SF7 3-H		1B 1-2 2-H 1B				3	1	3	3	0	0	0
Jack Clark, R (1, 9) OBP: 0.263, SLG: 0.286	FC6-4 S E 1-2f 2-3	F7		F9		1B E 1-2 2-H 1B				4	2	1	1	0	0	3
Bill Madlock, R (1, 5) OBP: 0.356, SLG: 0.415	E 1-2 IBB	K			1-3	E7 1-H 2-H 1B				3	1	1	1	1	1	1
Willie McCovey, L (1, 3) OBP: 0.358, SLG: 0.505 Gary Thomasson, L (6, PR) (7, 3) OBP: 0.324, SLG: 0.394	E4 6-3 1-H 2-H 3-H		L3		1-3	BB				3 0	0 0	0 0	1 0	1 0	0 0	0 0
Larry Herndon, R (1, 8) OBP: 0.255, SLG: 0.377	6-3 2-3	3B			5-3	F8				4	0	1	0	0	0	3
Darrell Evans, L (1, 7) OBP: 0.419, SLG: 0.475	K		F8 BB			G3				2	0	0	0	1	1	1
Mike Sadek, R (1, 2) OBP: 0.233, SLG: 0.148		F2	F8 1-2			P4				3	0	0	0	0	0	2
John Curtis, L (1, 1) OBP: 1.000, SLG: 1.667		E8 3B		4-3 WP SF7 1B		1B 1B 1B				3	3	3	0	0	0	0
Inning Stats	R: 3 E: 1 K: 1 S: 8 H: 2 LOB: 1 BB: 1 P: 12	R: 2 E: 1 K: 1 S: 8 H: 3 LOB: 1 BB: 0 P: 8	R: 0 E: 0 K: 0 S: 3 H: 1 LOB: 1 BB: 1 P: 7	R: 1 E: 0 K: 0 S: 4 H: 1 LOB: 0 BB: 0 P: 4	R: 0 E: 0 K: 0 S: 3 H: 0 LOB: 0 BB: 0 P: 3	R: 4 E: 1 K: 0 S: 8 H: 5 LOB: 2 BB: 1 P: 12				1B: 9 2B: 0 3B: 3 HR: 0 SF: 1 SAC: 0 DP: 0 HBP: 0						

	AB	29
	R	10
	H	12
	RBI	6
	BB	3
	SO	2
	LOB	11

WP: 1 PB: 0 SB: 1 CS: 0 PA: 33

PITCHER		IP	WLS	BF	H	R	ER	SO	BB	IBB	HBP	BLK	WP	HR	S	P	ERA	WHIP
Jon Matlack, L ERA: 4.89	(1, 1)	5.2	L	31	12	10	7	2	1	1	0	0	1	0	33	41	11.12	2.294
Bob Apodaca, R ERA: 3.38	(6, 1)	0.1		2	0	0	0	0	1	0	0	0	0	0	1	5	0.00	3.000

PITCHER	IP	WLS	BF	H	R	ER	SO	BB	IBB	HBP	BLK	WP	HR	S	P	ERA	WHIP

San Diego Padres @ New York Mets

Shea Stadium, Flushing, NY

Wed May 11 1977, 7:05 PM EDT

Unknown

TOP

livebaseballscorecards.com

Batter	1	2	3	4	5	6	7	8	9	AB	R	H	RBI	BB	SO	LOB
Gene Richards, L (1, 8) OBP: 0.333, SLG: 0.310	BBBB 4-0 FC1-6 BB	IIII 4-0 1B IBB		SSS 0-3 ② K			X 0-0 ① F7		X 0-0 SH1-4 1B 1B	3	1	1	0	2	1	0
Bill Almon, R (1, 6) OBP: 0.269, SLG: 0.289	X 0-0 ① FC1-6 HR 1-2f	X 0-0 1-2 2-3 3-H 1B		X 0-0 ③ 6-3			X 0-0 ② 1-3		X 0-0 ① SH1-4 1-2	4	1	1	1	0	0	1
George Hendrick, R (1, 7) OBP: 0.381, SLG: 0.446	X 0-0 ② F7	SSS 0-3 ② K			X 0-0 ① F6		X 0-0 1B 1B		SSS 0-3 ② K	5	0	1	0	0	2	5
Dave Winfield, R (1, 9) OBP: 0.370, SLG: 0.524	X 0-0 1-H HR	X 0-0 ③ L8			X 0-0 ② 5-3		X 0-0 1-2 1B		X 0-0 2-H 2B 1B	5	2	3	3	0	0	3
Gene Tenace, R (1, 3) OBP: 0.370, SLG: 0.446	SSS 0-3 ③ K	SSS 0-3 ① K			X 0-0 ③ L8		X 0-0 ③ F6		X 0-0 1-H 2B	5	0	1	1	0	2	2
Doug Rader, R (1, 5) OBP: 0.402, SLG: 0.506		BBBB 4-0 1B 2B BB	BBBB 4-0 BB			X 0-0 ① F9		X 0-0 1B	X 0-0 ③ 4-3	3	1	1	0	2	0	1
Mike Champion, R (1, 4) OBP: 0.325, SLG: 0.340		X 0-0 2B 1B 1-2 1B	SSS 0-3 ② K			X 0-0 BLK 1B		SSS 0-3 ① K		4	1	2	0	0	2	2
Bob Davis, R (1, 2) OBP: 0.176, SLG: 0.200		X 0-0 1B 1-3 2-H 2B	X 0-0 ③ 5-3			X 0-0 ② F8 1-2		X 0-0 ② P4		4	0	1	1	0	0	3
Bob Shirley, R (1, 1) OBP: 0.200, SLG: 0.077		SSS 0-3 ① K		SSS 0-3 ① K		SSS 0-3 ③ K		SSS 0-3 ③ K		1	0	0	0	0	1	2
Dan Spillner, R (3, 1)										3	0	0	0	0	3	2
Rollie Fingers, R (8, 1)										0	0	0	0	0	0	0

	AB	37
	R	6
	H	11
	RBI	6
	BB	4
	SO	11
	LOB	21

Inning Stats																								
	R: 2	H: 1	R: 2	H: 3	R: 0	H: 0	R: 0	H: 0	R: 0	H: 0	R: 0	H: 1	R: 0	H: 2	R: 0	H: 1	R: 2	H: 3	1B: 8	SF: 0	WP: 0	PA: 42
	E: 0	LOB: 0	E: 0	LOB: 3	E: 0	LOB: 1	E: 0	LOB: 0	E: 0	LOB: 0	E: 0	LOB: 1	E: 0	LOB: 2	E: 0	LOB: 1	E: 0	LOB: 1	2B: 2	SAC: 1	PB: 0	
	K: 1	BB: 1	K: 2	BB: 2	K: 2	BB: 1	K: 2	BB: 0	K: 0	BB: 0	K: 1	BB: 0	K: 0	BB: 0	K: 2	BB: 0	K: 1	BB: 0	3B: 0	DP: 0	SB: 0	
	S: 6	P: 10	S: 10	P: 18	S: 7	P: 11	S: 7	P: 7	S: 3	P: 3	S: 6	P: 6	S: 5	P: 5	S: 8	P: 8	S: 8	P: 8	HR: 1	HBP: 0	CS: 0	

PITCHER		IP	WLS	BF	H	R	ER	SO	BB	IBB	HBP	BLK	WP	HR	S	P	ERA	WHIP
Tom Seaver, R	(1, 1)	3.0	L	17	4	4	4	5	3	1	0	0	0	1	23	39	12.00	2.333
ERA: 3.16																		
Jackson Todd, R	(4, 1)	3.0		10	1	0	0	3	0	0	0	1	0	0	16	16	0.00	0.333
ERA:																		
Bob Apodaca, R	(7, 1)	2.1		11	4	1	1	2	0	0	0	0	0	0	15	15	3.86	1.714
ERA: 3.48																		
Skip Lockwood, R	(9, 1)	0.2		4	2	1	1	1	0	0	0	0	0	0	6	6	13.50	3.000
ERA: 6.48																		

PITCHER	IP	WLS	BF	H	R	ER	SO	BB	IBB	HBP	BLK	WP	HR	S	P	ERA	WHIP

BOTTOM

San Diego Padres @ New York Mets
Shea Stadium, Flushing, NY
Wed May 11 1977, 7:05 PM EDT
Unknown

livebaseballscorecards.com

Batter	1	2	3	4	5	6	7	8	9	AB	R	H	RBI	BB	SO	LOB
Lee Mazzilli, S (1, 8) OBP: 0.372, SLG: 0.313	BBBB 4-0 1B BB		x 0-0 1-2 1B 1B 1B	x 0-0 ③ G3			x 0-0 ③ F9		BBBB 4-0 1-2 BB	3	1	1	0	2	0	0
Felix Millan, R (1, 4) OBP: 0.250, SLG: 0.250	x 0-0 1-2 1B		x 0-0 ① F9		x 0-0 ① F8			x 0-0 ① F8	x 0-0 ③ 1-3	5	0	1	0	0	0	4
Mike Vail, R (1, 9) OBP: 0.415, SLG: 0.457	SSS 0-3 ① K		x 0-0 1-2 2-H BB 1B 1B		SSS 0-3 ② K			x 0-0 3-1 1B		4	0	2	1	0	2	2
Dave Kingman, R (1, 7) OBP: 0.304, SLG: 0.468	x 0-0 ② F8		x 0-0 ② F7		SSS 0-3 ③ K			x 0-0 ② 3-1 1-2		4	0	0	0	0	1	5
Joe Torre, R (1, 3) OBP: 0.216, SLG: 0.343 Ed Kranepool, L (6, PH) OBP: 0.300, SLG: 0.448 (7, 3) Skip Lockwood, R (9, 1) OBP: 1.000, SLG: 1.000	SSS 0-3 ③ K		x 0-0 1-2 2-H BB 1B			x 0-0 ① 4-3		x 0-0 ③ F7		2 2 0	0 0 0	1 0 0	1 0 0	0 0 0	1 1 0	2 0
John Stearns, R (1, 2) OBP: 0.326, SLG: 0.423 Jackson Todd, R (4, 1) John Milner, L (6, PH) OBP: 0.281, SLG: 0.431 Bob Apodaca, R (7, 1) Bruce Boisclair, L (9, 3) OBP: 0.353, SLG: 0.426		x 0-0 ① 5-3	BBBB 4-0 1-2 2-3 BB			SSS 0-3 ② K			x 0-0 ① F7	1 0 1 0 1	0 0 0 0 0	0 0 0 0 0	0 0 0 0 0	1 0 0 0 0	0 0 1 0 0	0 0 0 0 0
Leo Foster, R (1, 5) OBP: 0.231, SLG: 0.167 Mike Phillips, L (3, PH) (4, 5) (8, 6)	SSS 0-3 ② K		x 0-0 ③ B3			x 0-0 ③ F9			x 0-0 HR	1 3	0 1	0 1	0 1	1 0	0 0	0 3
Bud Harrelson, S (1, 6) OBP: 0.224, SLG: 0.119 Ron Hodges, L (7, PH) OBP: 0.111, SLG: 0.111 (8, 2)	SSS 0-3 ③ K			x 0-0 ① 6-3			x 0-0 ① F9		x 0-0 ② 1-3	2 2	0 0	0 0	0 0	0 0	1 0	0 0
Tom Seaver, R (1, 1) OBP: 0.167, SLG: 0.118 Jerry Grote, R (3, PH) OBP: 0.286, SLG: 0.250 (4, 2) (8, 5)			x 0-0 1B 1B 1B	x 0-0 ② 5-3			x 0-0 ② 6-3		BBBB 4-0 BB BB	0 3	0 1	0 1	0 1	0 0	0 1	0 0
Inning Stats	R: 0 E: 0 K: 2 S: 8 H: 1 LOB: 2 BB: 1 P: 12	R: 0 E: 0 K: 2 S: 7 H: 0 LOB: 0 BB: 0 P: 7	R: 2 E: 0 K: 0 S: 7 H: 4 LOB: 3 BB: 1 P: 11	R: 0 E: 0 K: 0 S: 3 H: 0 LOB: 0 BB: 0 P: 3	R: 0 E: 0 K: 2 S: 7 H: 0 LOB: 0 BB: 0 P: 7	R: 0 E: 0 K: 1 S: 5 H: 0 LOB: 0 BB: 0 P: 5	R: 0 E: 0 K: 0 S: 3 H: 0 LOB: 0 BB: 0 P: 3	R: 0 E: 0 K: 0 S: 4 H: 1 LOB: 1 BB: 0 P: 4	R: 1 E: 0 K: 0 S: 4 H: 1 LOB: 2 BB: 2 P: 12	1B: 6 2B: 0 3B: 0 HR: 1 SF: 0 SAC: 0 DP: 0 HBP: 0						

	AB	34
	R	3
	H	7
	RBI	3
	BB	4
	SO	7
	LOB	17

WP: 0 PA: 38
PB: 0
SB: 0
CS: 0

PITCHER		IP	WLS	BF	H	R	ER	SO	BB	IBB	HBP	BLK	WP	HR	S	P	ERA	WHIP
Bob Shirley, L ERA: 2.76	(1, 1)	2.2		15	5	2	2	4	2	0	0	0	0	0	21	29	6.75	2.625
Dan Spillner, R ERA: 1.23	(3, 1)	4.2	W	15	1	0	0	3	0	0	0	0	0	0	21	21	0.00	0.214
Rollie Fingers, R ERA: 3.38	(8, 1)	1.2	S	8	1	1	1	0	2	0	0	0	0	1	6	14	5.40	1.800

PITCHER	IP	WLS	BF	H	R	ER	SO	BB	IBB	HBP	BLK	WP	HR	S	P	ERA	WHIP

San Diego Padres @ New York Mets

Shea Stadium, Flushing, NY

Wed May 11 1977, 7:05 PM EDT

Att. 7,518 - Unknown

TOP

livebaseballscorecards.com

Batter	1	2	3	4	5	6	7	8	9	AB	R	H	RBI	BB	SO	LOB
Gene Richards, L (1, 8) OBP: 0.340, SLG: 0.330	1-3		1-3 1B 2B		E 2B 1B		F8			4	2	2	0	0	0	0
Bill Almon, R (1, 6) OBP: 0.268, SLG: 0.288	F9		2-H 3-H 1B		K 1-3		K			4	0	1	2	0	2	1
George Hendrick, R (1, 7) OBP: 0.385, SLG: 0.457	6-3		F3		1B 3-H 2B			G5-4-3 1B		4	1	2	1	0	0	1
Dave Winfield, R (1, 9) OBP: 0.366, SLG: 0.515		3-1	F8		2-H 1B			K		4	0	1	1	0	1	2
Gene Tenace, R (1, 3) OBP: 0.367, SLG: 0.435		BBBB S BB		F6	F6			G5-4-3 1-2f		3	0	0	0	1	0	2
Doug Rader, R (1, 5) OBP: 0.406, SLG: 0.506		K 1-2		1B		G3			SH1-4 1B	4	0	2	0	0	1	1
Mike Champion, R (1, 4) OBP: 0.325, SLG: 0.333		F9		K		BBBB G4-6-3 BB			SH1-4 1-2	2	0	0	0	1	1	2
Bob Davis, R (1, 2) OBP: 0.143, SLG: 0.158			F8	L4		G4-6-3 1-2f			F8	4	0	0	0	0	0	3
Randy Jones, R (1, 1) OBP: 0.375, SLG: 0.357			2B 1B 1B		4-3		6-3		F7	3	1	1	0	0	0	0
Rollie Fingers, R (8, 1)										1	0	0	0	0	0	1
Dave Tomlin, L (9, 1) OBP: 0.500, SLG: 0.500										0	0	0	0	0	0	0

	AB	33
	R	4
	H	9
	RBI	4
	BB	2
	SO	5
	LOB	13

Inning Stats	1	2	3	4	5	6	7	8	9
	R: 0 E: 0 K: 0 S: 3 H: 0 LOB: 0 BB: 0 P: 3	R: 0 E: 0 K: 1 S: 5 H: 0 LOB: 1 BB: 1 P: 9	R: 2 E: 0 K: 0 S: 6 H: 3 LOB: 1 BB: 0 P: 6	R: 0 E: 0 K: 1 S: 6 H: 1 LOB: 1 BB: 0 P: 6	R: 2 E: 1 K: 1 S: 8 H: 3 LOB: 1 BB: 0 P: 8	R: 0 E: 0 K: 0 S: 2 H: 0 LOB: 0 BB: 1 P: 6	R: 0 E: 0 K: 1 S: 5 H: 0 LOB: 0 BB: 0 P: 5	R: 0 E: 0 K: 1 S: 5 H: 1 LOB: 0 BB: 0 P: 5	R: 0 E: 0 K: 0 S: 4 H: 1 LOB: 1 BB: 0 P: 4

	1B: 7	SF: 0
	2B: 2	SAC: 1
	3B: 0	DP: 2
	HR: 0	HBP: 0

	WP: 0	PA: 36
	PB: 0	
	SB: 1	
	CS: 0	

PITCHER		IP	WLS	BF	H	R	ER	SO	BB	IBB	HBP	BLK	WP	HR	S	P	ERA	WHIP
Craig Swan, R ERA: 5.81	(1, 1)	7.0	L	29	7	4	4	4	2	0	0	0	0	0	35	43	5.14	1.286
Skip Lockwood, R ERA: 5.23	(8, 1)	2.0		7	2	0	0	1	0	0	0	0	0	0	9	9	0.00	1.000

PITCHER	IP	WLS	BF	H	R	ER	SO	BB	IBB	HBP	BLK	WP	HR	S	P	ERA	WHIP

BOTTOM

San Diego Padres @ New York Mets

Shea Stadium, Flushing, NY

Wed May 11 1977, 7:05 PM EDT

Att. 7,518 - Unknown

Batter	1	2	3	4	5	6	7	8	9	AB	R	H	RBI	BB	SO	LOB
Lee Mazzilli, S (1, 8) OBP: 0.364, SLG: 0.307	G6-4-3 1B		F9		1-3		G3		K	5	0	1	0	0	1	2
Felix Millan, R (1, 4) OBP: 0.247, SLG: 0.247	G6-4-3 1-2f		6-3		F8			2-3	1-3 1B	5	0	1	0	0	0	1
John Milner, L (1, 7) OBP: 0.290, SLG: 0.464	1B			L9		L4		HR 3B	F8	5	1	2	0	0	0	2
Dave Kingman, R (1, 9) OBP: 0.321, SLG: 0.510	K			E 1B 1B		1B		HR 3-H		4	2	3	2	0	1	1
Joe Torre, R (1, 3) OBP: 0.195, SLG: 0.308		F3		E4 1B 1-2		K		6-3		4	0	0	0	0	1	2
John Stearns, R (1, 2) OBP: 0.333, SLG: 0.427		1-3		1-2 2-H 1B		K		1B		4	0	2	1	0	1	1
Jerry Grote, R (1, 5) OBP: 0.292, SLG: 0.261 Mike Phillips, L (8, PH) OBP: 0.191, SLG: 0.261 (9, 5)	FC6-4 1B			K			F3	F7		3 1	0 0	1 0	0 0	0 0	1 0	2 1
Bud Harrelson, S (1, 6) OBP: 0.214, SLG: 0.113 Bruce Boisclair, L (9, PH) OBP: 0.346, SLG: 0.417	FC6-4 1-2f			L5			5-3		F7	3 1	0 0	0 0	0 0	0 0	0 0	3 0
Craig Swan, R (1, 1) Ed Kranepool, L (7, PH) OBP: 0.310, SLG: 0.456 Skip Lockwood, R (8, 1) OBP: 1.000, SLG: 1.000 Ron Hodges, L (9, PH) OBP: 0.200, SLG: 0.200 Leo Foster, R (9, PR) OBP: 0.231, SLG: 0.167			L9		F9		1B		1B	2 1 0 1 0	0 0 0 0 0	0 1 0 0 0	0 0 0 0 0	0 0 0 0 0	0 0 0 0 0	0 0 0 0 0
Inning Stats	R: 0 H: 2 E: 0 LOB: 1 K: 1 BB: 0 S: 6 P: 6	R: 0 H: 1 E: 0 LOB: 1 K: 0 BB: 0 S: 4 P: 4	R: 0 H: 0 E: 0 LOB: 0 K: 0 BB: 0 S: 3 P: 3	R: 1 H: 2 E: 1 LOB: 2 K: 1 BB: 0 S: 8 P: 8	R: 0 H: 0 E: 0 LOB: 0 K: 0 BB: 0 S: 3 P: 3	R: 0 H: 1 E: 0 LOB: 1 K: 2 BB: 0 S: 8 P: 8	R: 0 H: 1 E: 0 LOB: 1 K: 0 BB: 0 S: 4 P: 4	R: 2 H: 3 E: 0 LOB: 1 K: 0 BB: 0 S: 6 P: 6	R: 0 H: 2 E: 0 LOB: 2 K: 1 BB: 0 S: 7 P: 7	1B: 10 SF: 0 2B: 0 SAC: 0 3B: 1 DP: 1 HR: 1 HBP: 0						WP: 0 PA: 39 PB: 0 SB: 0 CS: 0	

livebaseballscorecards.com

AB	39
R	3
H	12
RBI	3
BB	0
SO	5
LOB	15

PITCHER		IP	WLS	BF	H	R	ER	SO	BB	IBB	HBP	BLK	WP	HR	S	P	ERA	WHIP
Randy Jones, L ERA: 4.65	(1, 1)	7.2	W	33	10	3	3	4	0	0	0	0	0	1	41	41	3.52	1.304
Rollie Fingers, R ERA: 3.24	(8, 1)	1.0		5	2	0	0	1	0	0	0	0	0	0	7	7	0.00	2.000
Dave Tomlin, L ERA: 1.19	(9, 1)	0.1	S	1	0	0	0	0	0	0	0	0	0	0	1	1	0.00	0.000

PITCHER	IP	WLS	BF	H	R	ER	SO	BB	IBB	HBP	BLK	WP	HR	S	P	ERA	WHIP

San Diego Padres @ New York Mets

Shea Stadium, Flushing, NY

Thu May 12 1977, 7:05 PM EDT

Att. 6,071 - Unknown

TOP

livebaseballscorecards.com

Batter	1	2	3	4	5	6	7	8	9	AB	R	H	RBI	BB	SO	LOB
Gene Richards, L (1, 8) OBP: 0.343, SLG: 0.344	0-0 2B BB 1B	0-0 5-3			0-3 K		0-3 K		0-0 BLK 2B	5	1	2	0	0	2	0
Bill Almon, R (1, 6) OBP: 0.266, SLG: 0.293	0-0 BB 1-3 2B		0-3 K		0-0 4-3			0-0 5-3	0-0 6-3 2-3	5	0	1	0	0	1	1
George Hendrick, R (1, 7) OBP: 0.377, SLG: 0.445	0-3 K		0-3 K			0-0 FC5-4 1B		0-0 4-3	0-3 K	5	0	1	0	0	3	3
Dave Winfield, R (1, 9) OBP: 0.377, SLG: 0.534	4-0 BB IBB		0-0 1B			0-0 FC5-4 F8 1-2f		0-0 1B 3B		3	1	2	0	1	0	1
Gene Tenace, R (1, 3) OBP: 0.371, SLG: 0.427	4-0 1-2 2-3 3-H BB		0-3 K			0-0 F8 1-2		4-0 1B 1B IBB		2	1	0	1	2	1	2
Doug Rader, R (1, 5) OBP: 0.400, SLG: 0.495	0-0 F3			0-0 L7		0-0 F8		0-0 1B 1B E 1-2 3-H 1B		4	1	1	1	0	0	4
Mike Champion, R (1, 4) OBP: 0.322, SLG: 0.330	0-3 K			0-0 4-3			0-3 K	0-0 E 2-5 1-2 2-H 1B		4	0	1	1	0	2	3
Bob Davis, R (1, 2) OBP: 0.160, SLG: 0.174		0-3 K		0-0 5-3			0-0 5-3	0-0 E4 1-3 2-H 1B		4	0	1	0	0	1	0
Tom Griffin, R (1, 1) OBP: 0.071, SLG: 0.286		0-0 6-3			0-3 K		0-0 HR	0-0 2-5 3-H	0-0 6-3	3	1	1	1	0	1	0
Rollie Fingers, R (8, 1)										1	0	0	0	0	0	0
Inning Stats	R: 1 E: 0 K: 2 S: 9 H: 2 LOB: 3 BB: 2 P: 17	R: 0 E: 0 K: 1 S: 5 H: 0 LOB: 0 BB: 0 P: 5	R: 0 E: 0 K: 3 S: 10 H: 1 LOB: 1 BB: 0 P: 10	R: 0 E: 0 K: 0 S: 3 H: 0 LOB: 0 BB: 0 P: 3	R: 0 E: 0 K: 2 S: 7 H: 0 LOB: 0 BB: 0 P: 7	R: 0 E: 0 K: 0 S: 4 H: 1 LOB: 1 BB: 0 P: 4	R: 1 E: 0 K: 2 S: 8 H: 1 LOB: 0 BB: 0 P: 8	R: 3 E: 1 K: 0 S: 6 H: 4 LOB: 2 BB: 1 P: 10	R: 0 E: 0 K: 1 S: 6 H: 1 LOB: 1 BB: 0 P: 6	1B: 6 2B: 2 3B: 1 HR: 1	SF: 0 SAC: 0 DP: 0 HBP: 0						

	AB	36
	R	5
	H	10
	RBI	4
	BB	3
	SO	11
	LOB	14

WP: 0 PB: 0 SB: 0 CS: 0 PA: 39

PITCHER		IP	WLS	BF	H	R	ER	SO	BB	IBB	HBP	BLK	WP	HR	S	P	ERA	WHIP
Jerry Koosman, L ERA: 2.35	(1, 1)	7.0	L	28	5	2	2	10	1	1	0	0	0	1	46	54	2.57	0.857
Bob Myrick, L ERA: 3.6	(8, 1)	1.0		8	4	3	2	0	0	1	0	0	0	0	6	10	18.00	4.000
Bob Apodaca, R ERA: 3.18	(9, 1)	1.0		4	1	0	0	1	0	0	0	1	0	0	6	6	0.00	1.000

PITCHER		IP	WLS	BF	H	R	ER	SO	BB	IBB	HBP	BLK	WP	HR	S	P	ERA	WHIP

Batter	1	2	3	4	5	6	7	8	9	AB	R	H	RBI	BB	SO	LOB
Lee Mazzilli, S (1, 8)	F9		F6		K		F8		BB 1-2	4	0	0	0	0	1	1
Bob Myrick, R (8, 1)										0	0	0	0	0	0	0
Ron Hodges, L (9, 2) OBP: 0.273, SLG: 0.200										0	0	0	0	1	0	0
Felix Millan, R (1, 4) OBP: 0.245, SLG: 0.245	6-3		L8			F7		HR 1B	F7	5	1	1	0	0	0	2
John Milner, L (1, 7) OBP: 0.318, SLG: 0.525	BB		3-1			G3 BB 1B		1-H HR		3	1	2	2	1	0	0
Dave Kingman, R (1, 3) OBP: 0.318, SLG: 0.495	K			F7		BB 1-2 G3		F7		3	0	0	0	1	1	1
Ed Kranepool, L (1, 9) OBP: 0.320, SLG: 0.465		BB 1B		2B		G3 1-2 2-3		F8		3	0	1	0	1	0	2
John Stearns, R (1, 2) OBP: 0.319, SLG: 0.407		L7		F8		F7		F9		4	0	0	0	0	0	4
Bob Apodaca, R (9, 1)										0	0	0	0	0	0	0
Mike Phillips, L (1, 5) OBP: 0.216, SLG: 0.265		F8		F7			4-3 HBP		FC1-6 1B	3	0	1	0	0	0	2
(8, 6)																
Bud Harrelson, S (1, 6) OBP: 0.222, SLG: 0.125		1-3 1B			5-3		4-3 1-2		K	2	0	1	0	0	0	0
Bruce Boisclair, L (7, PH) OBP: 0.333, SLG: 0.400										2	0	0	0	0	1	2
(8, 8)																
Jerry Koosman, R (1, 1) OBP: 0.105, SLG: 0.111		K			K		L7		FC1-6 BB 1-2f	2	0	0	0	0	2	2
Lenny Randle, S (7, PH) OBP: 0.320, SLG: 0.375										2	0	0	0	0	0	2
(8, 5)																
Inning Stats	R: 0 E: 0 K: 1 S: 5 H: 0 LOB: 1 BB: 1 P: 9	R: 0 E: 0 K: 1 S: 6 H: 1 LOB: 2 BB: 1 P: 10	R: 0 E: 0 K: 0 S: 3 H: 0 LOB: 0 BB: 0 P: 3	R: 0 E: 0 K: 0 S: 4 H: 1 LOB: 1 BB: 0 P: 4	R: 0 E: 0 K: 2 S: 7 H: 0 LOB: 0 BB: 0 P: 7	R: 0 E: 0 K: 0 S: 4 H: 1 LOB: 2 BB: 1 P: 8	R: 0 E: 0 K: 0 S: 3 H: 0 LOB: 1 BB: 0 P: 4	R: 2 E: 0 K: 0 S: 5 H: 2 LOB: 0 BB: 0 P: 5	R: 0 E: 0 K: 1 S: 6 H: 1 LOB: 2 BB: 1 P: 10	1B: 4 2B: 1 3B: 0 HR: 1	SF: 0 SAC: 0 DP: 0 HBP: 1			WP: 0 PB: 0 SB: 0 CS: 0	PA: 38			

PITCHER	IP	WLS	BF	H	R	ER	SO	BB	IBB	HBP	BLK	WP	HR	S	P	ERA	WHIP
Tom Griffin, R (1, 1) ERA: 3.03	7.0	W	30	5	2	2	4	3	0	1	0	0	1	34	47	2.57	1.143
Rollie Fingers, R (8, 1) ERA: 3.0	2.0	S	8	1	0	0	1	1	0	0	0	0	0	9	13	0.00	1.000

PITCHER	IP	WLS	BF	H	R	ER	SO	BB	IBB	HBP	BLK	WP	HR	S	P	ERA	WHIP

BOTTOM

San Diego Padres @ New York Mets

Shea Stadium, Flushing, NY

Thu May 12 1977, 7:05 PM EDT

Att. 6,071 - Unknown

livebaseballscorecards.com

AB	33
R	2
H	6
RBI	2
BB	4
SO	5
LOB	18

Batter	1	2	3	4	5	6	7	8	9	AB	R	H	RBI	BB	SO	LOB
Davey Lopes, R (1, 4) OBP: 0.386, SLG: 0.435	6-3			S 1B		1B 1B		6-3		4	0	2	0	0	0	0
Bill Russell, R (1, 6) OBP: 0.309, SLG: 0.359	1-3			F8 1-3		FC4 1-2 1B			F5	4	0	1	0	0	0	1
Reggie Smith, S (1, 9) OBP: 0.459, SLG: 0.629	CS 1B			F8		F3			1B 1B	4	0	2	0	0	0	3
Ron Cey, R (1, 5) OBP: 0.455, SLG: 0.687	CS 1-2	5-3		BBBB BB		FC4 1-2f			SSS K	3	0	0	0	1	1	3
Steve Garvey, R (1, 3) OBP: 0.319, SLG: 0.481		F3		4-3			G1-4-3 1B		1-3 1B	4	0	2	0	0	0	2
Rick Monday, L (1, 8) OBP: 0.372, SLG: 0.450		F9			1-3		SSS K		4-3	4	0	0	0	0	1	3
Dusty Baker Jr., R (1, 7) OBP: 0.353, SLG: 0.472			L9		F8		G1-4-3 1-2f			3	0	0	0	0	0	1
Steve Yeager, R (1, 2) OBP: 0.415, SLG: 0.511			SSS K		SSS K			5-3		3	0	0	0	0	2	0
Rick Rhoden, R (1, 1) OBP: 0.235, SLG: 0.294			5-3			5-3		5-3		1	0	0	0	0	0	0
Lee Lacy, R (6, PH) OBP: 0.324, SLG: 0.471										1	0	0	0	0	0	0
Al Downing, R (6, 1)										0	0	0	0	0	0	0
Manny Mota, R (8, PH) OBP: 0.750, SLG: 1.000										1	0	0	0	0	0	0
Stan Wall, L (8, 1)										0	0	0	0	0	0	0

TOP

Los Angeles Dodgers @ New York Mets

Shea Stadium, Flushing, NY

Fri May 13 1977, 7:05 PM EDT

Att. 19,448 - Unknown

livebaseballscorecards.com

AB	32
R	0
H	7
RBI	0
BB	1
SO	4
LOB	13

Inning Stats	1	2	3	4	5	6	7	8	9
R	0	0	0	0	0	0	0	0	0
E	0	0	0	0	0	0	0	0	0
K	0	0	1	0	1	0	1	0	1
S	3	3	5	4	5	5	5	3	7
H	1	0	0	1	0	2	1	0	2
LOB	0	0	0	2	0	2	0	0	2
BB	0	0	0	1	0	0	0	0	0
P	3	3	5	8	5	5	5	3	7

PITCHER		IP	WLS	BF	H	R	ER	SO	BB	IBB	HBP	BLK	WP	HR	S	P	ERA	WHIP	PITCHER	IP	WLS	BF	H	R	ER	SO	BB	IBB	HBP	BLK	WP	HR	S	P	ERA	WHIP
Jon Matlack, L ERA: 4.03	(1, 1)	9.0	W	33	7	0	0	4	1	0	0	0	0	0	40	44	0.00	0.889																	

Batter	1	2	3	4	5	6	7	8	9	AB	R	H	RBI	BB	SO	LOB
Lee Mazzilli, S (1, 8) OBP: 0.341, SLG: 0.284	SSS 0-3 ① K	x 0-0 ③ G3			x 0-0 ③ G3			x 0-0 ① 6-3		4	0	0	0	0	1	0
Lenny Randle, S (1, 4) OBP: 0.345, SLG: 0.500	x 0-0 HR		x 0-0 ① F3			SSS 0-3 ① K		x 0-0 FC6-4 1B		4	1	2	1	0	1	0
Ed Kranepool, L (1, 3) OBP: 0.329, SLG: 0.467	x 0-0 HR 1B		x 0-0 ② F4			x 0-0 BB 1B		SSS 0-3 ② K		4	1	2	0	0	1	1
Dave Kingman, R (1, 9) OBP: 0.333, SLG: 0.524	x 0-0 1-H HR		BBBB 4-0 CS BB			BBBB 4-0 1-2 BB		x 0-0 ③ FC6-4 1-2f		2	1	1	2	2	0	1
John Stearns, R (1, 2) OBP: 0.330, SLG: 0.402	BBBB 4-0 S BB		0-0 ③ CS 1-2	BBBB 4-0 CS BB		SSS 0-3 ② K				1	0	0	0	2	1	2
Bruce Boisclair, L (1, 7) OBP: 0.316, SLG: 0.377	SSS 0-3 ② K 1-2			x 0-0 ① F9		x 0-0 ③ 5-3				3	0	0	0	0	1	4
Jerry Grote, R (1, 5) OBP: 0.259, SLG: 0.231	SSS 0-3 ③ K			SSS 0-3 ②③ K 1-2			x 0-0 ① 4-3			3	0	0	0	0	2	2
Mike Phillips, L (1, 6) OBP: 0.222, SLG: 0.269		x 0-0 ① F6			SSS 0-3 ① K		x 0-0 G6-4-3 1B			3	0	1	0	0	1	0
Jon Matlack, L (1, 1) OBP: 0.176, SLG: 0.067		SSS 0-3 ② K			SSS 0-3 ② K		x 0-0 ②③ G6-4-3 1-2f			3	0	0	0	0	2	1
Inning Stats	R: 3 H: 3 E: 0 LOB: 1 K: 3 BB: 1 S: 12 P: 16	R: 0 H: 0 E: 0 LOB: 0 K: 1 BB: 0 S: 5 P: 5	R: 0 H: 0 E: 0 LOB: 0 K: 0 BB: 1 S: 2 P: 6	R: 0 H: 0 E: 0 LOB: 1 K: 1 BB: 1 S: 4 P: 8	R: 0 H: 0 E: 0 LOB: 0 K: 2 BB: 0 S: 7 P: 7	R: 0 H: 1 E: 0 LOB: 2 K: 2 BB: 1 S: 8 P: 12	R: 0 H: 1 E: 0 LOB: 0 K: 0 BB: 0 S: 3 P: 3	R: 0 H: 1 E: 0 LOB: 1 K: 1 BB: 0 S: 6 P: 6		1B: 4 SF: 0 2B: 1 SAC: 0 3B: 0 DP: 2 HR: 2 HBP: 0						

PITCHER		IP	WLS	BF	H	R	ER	SO	BB	IBB	HBP	BLK	WP	HR	S	P	ERA	WHIP
Rick Rhoden, R ERA: 4.33	(1, 1)	5.0	L	19	3	3	3	7	3	0	0	0	0	2	30	42	5.40	1.200
Al Downing, L ERA: 4.32	(6, 1)	2.0		8	2	0	0	2	1	0	0	0	0	0	11	15	0.00	1.500
Stan Wall, L ERA: 6.75	(8, 1)	1.0		4	1	0	0	1	0	0	0	0	0	0	6	6	0.00	1.000

PITCHER	IP	WLS	BF	H	R	ER	SO	BB	IBB	HBP	BLK	WP	HR	S	P	ERA	WHIP

BOTTOM

Los Angeles Dodgers @ New York Mets

Shea Stadium, Flushing, NY

Fri May 13 1977, 7:05 PM EDT

Att. 19,448 - Unknown

livebaseballscorecards.com

AB	27
R	3
H	6
RBI	3
BB	4
SO	10
LOB	11

Batter	1	2	3	4	5	6	7	8	9	AB	R	H	RBI	BB	SO	LOB
Davey Lopes, R (1, 4) OBP: 0.390, SLG: 0.445	F8	1-H 2B			1B 1B 1B		1-3			4	1	2	1	0	0	0
Bill Russell, R (1, 6) OBP: 0.307, SLG: 0.356	6-3	6-3			1B 1B 1-3 1B		F8			4	1	1	0	0	0	1
Reggie Smith, S (1, 9) OBP: 0.460, SLG: 0.653	HR		F8		1B 1-3 3-H 1B		F4			4	1	2	2	0	0	0
John Hale, L (7, 9) OBP: 0.333, SLG: 0.370										0	0	0	0	0	0	0
Ron Cey, R (1, 5) OBP: 0.456, SLG: 0.678	BB		K		1-2 3-H 1B			F9		3	0	1	1	1	1	0
Steve Garvey, R (1, 3) OBP: 0.310, SLG: 0.467	K		K		F6			F9		4	0	0	0	0	2	3
Rick Monday, L (1, 8) OBP: 0.368, SLG: 0.470		HR		4-3	4-3			K		4	1	1	1	0	1	2
Dusty Baker Jr., R (1, 7) OBP: 0.350, SLG: 0.459		K		6-3		K			CS HBP	3	0	0	0	0	2	0
Steve Yeager, R (1, 2) OBP: 0.400, SLG: 0.489		F2		5-3		K			1-2 K	4	0	0	0	0	2	1
Doug Rau, L (1, 1) OBP: 0.250, SLG: 0.211					K	K			F4	3	1	1	0	0	2	0
Mike Garman, R (6, 1)										0	0	0	0	0	0	0
Charlie Hough, R (7, 1) OBP: 0.200, SLG: 0.444		2B 1B								1	0	0	0	0	0	0
Inning Stats	R: 1 E: 0 K: 1 S: 6 H: 1 LOB: 1 BB: 1 P: 10	R: 2 E: 0 K: 1 S: 8 H: 3 LOB: 1 BB: 0 P: 8	R: 0 E: 0 K: 2 S: 7 H: 0 LOB: 0 BB: 0 P: 7	R: 0 E: 0 K: 0 S: 3 H: 0 LOB: 0 BB: 0 P: 3	R: 2 E: 0 K: 1 S: 9 H: 4 LOB: 2 BB: 0 P: 9	R: 0 E: 0 K: 3 S: 9 H: 0 LOB: 0 BB: 0 P: 9	R: 0 E: 0 K: 0 S: 3 H: 0 LOB: 0 BB: 0 P: 3	R: 0 E: 0 K: 1 S: 5 H: 0 LOB: 0 BB: 0 P: 5	R: 0 E: 0 K: 1 S: 4 H: 0 LOB: 0 BB: 0 P: 5	1B: 5 2B: 1 3B: 0 HR: 2 SF: 0 SAC: 0 DP: 0 HBP: 1						

PITCHER	IP	WLS	BF	H	R	ER	SO	BB	IBB	HBP	BLK	WP	HR	S	P	ERA	WHIP
Nino Espinosa, R (1, 1) ERA: 4.0	4.1	L	22	8	5	5	5	1	0	0	0	0	2	31	35	10.38	2.077
Jackson Todd, R (5, 1) ERA:	1.2		5	0	0	0	3	0	0	0	0	0	0	11	11	0.00	0.000
Bob Apodaca, R (7, 1) ERA: 2.7	2.0		6	0	0	0	1	0	0	0	0	0	0	8	8	0.00	0.000
Skip Lockwood, R (9, 1) ERA: 4.76	1.0		3	0	0	0	1	0	0	1	0	0	0	4	5	0.00	0.000

PITCHER	IP	WLS	BF	H	R	ER	SO	BB	IBB	HBP	BLK	WP	HR	S	P	ERA	WHIP

TOP

Los Angeles Dodgers @ New York Mets

Shea Stadium, Flushing, NY

Sat May 14 1977, 3:33 AM EDT

Att. 18,169 - Unknown

livebaseballscorecards.com

AB	34
R	5
H	8
RBI	5
BB	1
SO	10
LOB	7

WP: 0	PA: 36
PB: 0	
SB: 0	
CS: 1	

Batter	1	2	3	4	5	6	7	8	9	AB	R	H	RBI	BB	SO	LOB
Lee Mazzilli, S (1, 8) OBP: 0.328, SLG: 0.272	4-3		6-3		F3	4-3		F9		5	0	0	0	0	0	1
Lenny Randle, S (1, 4) OBP: 0.412, SLG: 0.576	1B 2B		F9		2B FC5-2 1B		S 1B 1B	1B		5	2	4	0	0	0	0
Mike Vail, R (1, 9) OBP: 0.422, SLG: 0.487	FC5-4 2-H 1B		K		1-3 1B 2B		F8 1-2	F8		4	1	2	1	0	1	1
John Milner, L (8, PH) OBP: 0.313, SLG: 0.517										1	0	0	0	0	0	1
Skip Lockwood, R (9, 1) OBP: 1.000, SLG: 1.000										0	0	0	0	0	0	0
Dave Kingman, R (1, 3) OBP: 0.319, SLG: 0.500	K			5-3	FC5-2 1B 3-H		K		F5	5	0	0	0	0	2	4
(9, 9)																
John Stearns, R (1, 2) OBP: 0.343, SLG: 0.400	FC5-4 1-2f			BB 2B BB	1-2 2-H 1B		BB 1B BB		F7	3	1	1	1	2	0	1
Bruce Boisclair, L (1, 7) OBP: 0.339, SLG: 0.375		L4		2B 1-2 BB	K		BB 1-2 2-H 1B		BB	3	0	1	1	2	1	2
Jerry Grote, R (1, 5) OBP: 0.344, SLG: 0.345		BB		1-3 2-H 2B		4-1 2B	1-2 2-3 BB		F8	3	0	2	1	2	0	1
Leo Foster, R (1, 6) OBP: 0.200, SLG: 0.143		F4		F5		K	F8			2	0	0	0	0	0	3
Mike Phillips, L (6, PH) OBP: 0.214, SLG: 0.259										2	0	0	0	0	1	4
(7, 6)																
Nino Espinosa, R (1, 1)		F6		K		4-1 2-3		K		2	0	0	0	0	1	3
Jackson Todd, R (5, 1)										0	0	0	0	0	0	0
Ed Kranepool, L (6, PH) OBP: 0.325, SLG: 0.461										1	0	0	0	0	0	1
Bob Apodaca, R (7, 1)										0	0	0	0	0	0	0
Joe Torre, R (8, PH) OBP: 0.190, SLG: 0.300										1	0	0	0	0	1	0
(9, 3)																
Inning Stats	R: 1 E: 0 K: 1 S: 7 H: 2 LOB: 1 BB: 0 P: 7	R: 0 E: 0 K: 0 S: 3 H: 0 LOB: 1 BB: 1 P: 7	R: 0 E: 0 K: 1 S: 5 H: 0 LOB: 0 BB: 0 P: 5	R: 1 E: 0 K: 1 S: 6 H: 1 LOB: 2 BB: 2 P: 14	R: 1 E: 0 K: 1 S: 8 H: 3 LOB: 2 BB: 0 P: 8	R: 0 E: 0 K: 1 S: 6 H: 1 LOB: 1 BB: 0 P: 6	R: 1 E: 0 K: 1 S: 7 H: 2 LOB: 3 BB: 2 P: 15	R: 0 E: 0 K: 1 S: 6 H: 1 LOB: 1 BB: 0 P: 6	R: 0 E: 0 K: 0 S: 3 H: 0 LOB: 1 BB: 1 P: 7	1B: 6 2B: 4 3B: 0 HR: 0		SF: 0 SAC: 0 DP: 0 HBP: 0		WP: 0 PB: 0 SB: 1 CS: 0		PA: 43	

PITCHER		IP	WLS	BF	H	R	ER	SO	BB	IBB	HBP	BLK	WP	HR	S	P	ERA	WHIP
Doug Rau, L ERA: 3.48	(1, 1)	5.0	W	25	7	3	3	4	3	0	0	0	0	0	30	42	5.40	2.000
Mike Garman, R ERA: 3.86	(6, 1)	1.2		8	2	1	1	2	1	0	0	0	0	0	11	15	5.40	1.800
Charlie Hough, R ERA: 1.83	(7, 1)	2.1	S	10	1	0	0	1	2	0	0	0	0	0	10	18	0.00	1.286

PITCHER	IP	WLS	BF	H	R	ER	SO	BB	IBB	HBP	BLK	WP	HR	S	P	ERA	WHIP

BOTTOM

Los Angeles Dodgers @ New York Mets

Shea Stadium, Flushing, NY

Sat May 14 1977, 3:33 AM EDT

Att. 18,169 - Unknown

livebaseballscorecards.com

AB	37
R	4
H	10
RBI	4
BB	6
SO	7
LOB	22

Batter	1	2	3	4	5	6	7	8	9	10	11	12	AB	R	H	RBI	BB	SO	LOB
Davey Lopes, R (1, 4) OBP: 0.373, SLG: 0.427	6-3		SF9 2-3 3-H		K		F9		F8 1-2		K		5	0	0	1	0	2	1
Bill Russell, R (1, 6) OBP: 0.302, SLG: 0.348	F9		F9		1B 1B		1-3		F2		F6		6	0	1	0	0	0	2
Reggie Smith, S (1, 9) OBP: 0.462, SLG: 0.642	3-1			PB BB 1B	1-3 1B		1-3			HR BB		G3	5	1	2	0	1	0	0
Ron Cey, R (1, 5) OBP: 0.444, SLG: 0.677		5-3		F8	K			K		1-H HR		6-3	6	1	1	2	0	2	3
Steve Garvey, R (1, 3) OBP: 0.318, SLG: 0.464		F9		PB 1-2 BB		F7		E 1B		4-3		1B 1B 1B	5	1	2	0	1	0	0
Rick Monday, L (1, 8) OBP: 0.374, SLG: 0.475		4-3		IBB 1-2 2-3		FC4-6 2B		F8		K		1B 1-3 1B	5	0	2	0	1	1	1
Dusty Baker Jr., R (1, 7) OBP: 0.367, SLG: 0.464			2B SF9 1B	K		FC4-6 BB		E7 1-3 1B		BB		1-2 1B	3	1	2	0	2	1	3
John Hale, L (10, PR) OBP: 0.355, SLG: 0.393 (10, 7)													1	0	1	1	0	0	0
Johnny Oates, L (1, 2) OBP: 0.321, SLG: 0.308			SF9 1-3 2B	F9		FC4-6 1-2f 2-3		F5		F6		3-H F8	6	0	1	0	0	0	10
Burt Hooton, R (1, 1) OBP: 0.188, SLG: 0.188			1-3		K		F3		CS 1B		F8		3	0	0	0	0	1	4
Boog Powell, L (9, PH) OBP: 0.286, SLG: 0.286													1	0	1	0	0	0	0
Ted Martinez, R (9, PR)													0	0	0	0	0	0	0
Charlie Hough, R (9, 1) OBP: 0.200, SLG: 0.444													0	0	0	0	0	0	0
Ed Goodson, L (11, PH)													1	0	0	0	0	0	0
Stan Wall, L (11, 1)													0	0	0	0	0	0	0
Mike Garman, R (11, 1)													0	0	0	0	0	0	0
Inning Stats	R: 0 E: 0 K: 0 S: 3 H: 0 LOB: 0 BB: 0 P: 3	R: 0 E: 0 K: 0 S: 3 H: 0 LOB: 0 BB: 0 P: 3	R: 1 E: 0 K: 0 S: 5 H: 2 LOB: 1 BB: 0 P: 5	R: 0 E: 0 K: 1 S: 6 H: 1 LOB: 3 BB: 2 P: 14	R: 0 E: 0 K: 3 S: 11 H: 2 LOB: 2 BB: 0 P: 11	R: 0 E: 0 K: 0 S: 4 H: 1 LOB: 2 BB: 1 P: 8	R: 0 E: 0 K: 0 S: 3 H: 0 LOB: 0 BB: 0 P: 3	R: 0 E: 1 K: 1 S: 7 H: 2 LOB: 2 BB: 0 P: 7	R: 0 E: 0 K: 0 S: 3 H: 1 LOB: 1 BB: 0 P: 3	R: 2 E: 0 K: 1 S: 6 H: 1 LOB: 1 BB: 2 P: 14	R: 0 E: 0 K: 1 S: 5 H: 0 LOB: 0 BB: 0 P: 5	R: 1 E: 0 K: 0 S: 6 H: 3 LOB: 2 BB: 0 P: 6	1B: 10 2B: 2 3B: 0 HR: 1	SF: 1 SAC: 0 DP: 0 HBP: 0	WP: 0 PB: 1 SB: 0 CS: 1	PA: 53			

PITCHER		IP	WLS	BF	H	R	ER	SO	BB	IBB	HBP	BLK	WP	HR	S	P	ERA	WHIP
Tom Seaver, R ERA: 2.83	(1, 1)	9.0		38	9	1	1	5	2	1	0	0	0	0	45	57	1.00	1.222
Skip Lockwood, R ERA: 5.84	(10, 1)	1.0		6	1	2	2	1	2	0	0	0	0	1	6	14	18.00	3.000
Bob Apodaca, R ERA: 3.0	(11, 1)	1.2	L	8	3	1	1	1	0	0	0	0	0	0	10	10	5.40	1.800
Craig Swan, R ERA: 5.74	(12, 1)	0.1		1	0	0	0	0	0	0	0	0	0	0	1	1	0.00	0.000

PITCHER	IP	WLS	BF	H	R	ER	SO	BB	IBB	HBP	BLK	WP	HR	S	P	ERA	WHIP

TOP

Los Angeles Dodgers @ New York Mets

Shea Stadium, Flushing, NY

Sun May 15 1977, 3:33 AM EDT

Att. 26,241 - Unknown

livebaseballscorecards.com

AB	47
R	4
H	13
RBI	4
BB	5
SO	7
LOB	24

Los Angeles Dodgers @ New York Mets

Shea Stadium, Flushing, NY

Sun May 15 1977, 3:33 AM EDT

Att. 26,241 - Unknown

livebaseballscorecards.com

BOTTOM

Batter	1	2	3	4	5	6	7	8	9	10	11	12	AB	R	H	RBI	BB	SO	LOB
Lenny Randle, S (1, 4) OBP: 0.410, SLG: 0.541	1-3	K			FC6-4 S 1B		FC FC1-5 1-2		1B IBB 1-2		SH2-4 1-2		4	0	1	0	1	1	3
John Stearns, R (1, 2) OBP: 0.370, SLG: 0.426	2B 2B		1B		FC6-4 BB 1-2		FC1-5 G1-6-3 1-2 2-3f		1B 1-2 2-3		IBB		4	1	3	0	2	0	2
Ed Kranepool, L (1, 3) OBP: 0.318, SLG: 0.457 Mike Vail, R (11, PH) OBP: 0.413, SLG: 0.475 (12, 9)	2B 2-H	F8			K		G1-6-3 1-2f		5-3		K		5 1	0 0	1 0	1 0	0 0	1 1	8 2
Dave Kingman, R (1, 9) OBP: 0.304, SLG: 0.474 (12, 3)	F2	K			FC6-4 1-2f 2-3			K2-3		F7	FC5 2-3f		6	0	0	0	0	2	6
Bruce Boisclair, L (1, 7) OBP: 0.338, SLG: 0.361	4-3	F8			K			4-3		3B 1B		SH BB	5	1	1	0	1	1	4
Lee Mazzilli, S (1, 8) OBP: 0.331, SLG: 0.288		1B BB		F4		F9		G3		1-H E 3B		SH 1-3	4	1	1	1	1	0	0
Jerry Grote, R (1, 5) OBP: 0.342, SLG: 0.343	1-3 1B			1B		5-3			F9	5-3		G3	6	0	2	0	0	0	3
Mike Phillips, L (1, 6) OBP: 0.197, SLG: 0.237 Bob Apodaca, R (11, 1) Craig Swan, R (12, 1) Ron Hodges, L (12, PH) OBP: 0.250, SLG: 0.182	K	F7			K				F3	E5 CS 3-H		K	5 0 0 1	0 0 0 0	0 0 0 0	0 0 0 0	2 0 0 1	3 0 0 2
Tom Seaver, R (1, 1) OBP: 0.190, SLG: 0.150 John Milner, L (9, PH) OBP: 0.324, SLG: 0.517 Leo Foster, R (9, PR) OBP: 0.200, SLG: 0.143 Skip Lockwood, R (10, 1) OBP: 1.000, SLG: 1.000 Joe Torre, R (10, PH) OBP: 0.190, SLG: 0.300 Bud Harrelson, S (11, 6) OBP: 0.233, SLG: 0.125 Felix Millan, R (12, PH) OBP: 0.242, SLG: 0.242	K	6-3			FC1-5 FC 1B				1B BB 2-3	CS 1-2	FC5 SH2-4 BB	F7	3 0 0 0 0 0 1	0 0 0 0 0 0 0	1 0 0 0 0 0 0	0 1 0 0 0 1 0	1 0 0 0 0 0 0	3 0 0 0 0 0 2	
Inning Stats	R: 1 H: 2 E: 0 LOB: 1 K: 0 BB: 0 S: 5 P: 5	R: 0 H: 1 E: 0 LOB: 2 K: 3 BB: 1 S: 10 P: 14	R: 0 H: 1 E: 0 LOB: 1 K: 1 BB: 0 S: 6 P: 6	R: 0 H: 1 E: 0 LOB: 1 K: 0 BB: 1 S: 4 P: 4	R: 0 H: 1 E: 0 LOB: 2 K: 2 BB: 1 S: 8 P: 12	R: 0 H: 0 E: 0 LOB: 0 K: 1 BB: 0 S: 5 P: 5	R: 0 H: 1 E: 0 LOB: 1 K: 0 BB: 0 S: 4 P: 4	R: 0 H: 0 E: 0 LOB: 0 K: 1 BB: 0 S: 5 P: 5	R: 0 H: 1 E: 0 LOB: 3 K: 0 BB: 2 S: 4 P: 12	R: 2 H: 2 E: 1 LOB: 0 K: 0 BB: 0 S: 5 P: 5	R: 0 H: 0 E: 0 LOB: 2 K: 1 BB: 2 S: 5 P: 13	R: 0 H: 0 E: 1 LOB: 2 K: 1 BB: 1 S: 6 P: 10	1B: 7 2B: 2 3B: 1 HR: 0	SF: 0 SAC: 2 DP: 1 HBP: 0		WP: 0 PB: 0 SB: 2 CS: 1	PA: 55		

	AB	45
	R	3
	H	10
	RBI	2
	BB	7
	SO	10
	LOB	38

PITCHER	IP	WLS	BF	H	R	ER	SO	BB	IBB	HBP	BLK	WP	HR	S	P	ERA	WHIP
Burt Hooton, R (1, 1) ERA: 2.72	8.0		33	7	1	1	8	2	0	0	0	0	0	47	55	1.12	1.125
Charlie Hough, R (9, 1) ERA: 1.96	2.0		11	3	2	1	0	1	1	0	0	0	0	9	17	4.50	2.000
Stan Wall, L (11, 1) ERA: 6.43	0.1		3	0	0	0	0	1	1	0	0	0	0	1	9	0.00	3.000
Mike Garman, R (11, 1) ERA: 3.27	1.2	W	7	0	0	0	2	1	0	0	0	0	0	10	14	0.00	0.600

PITCHER	IP	WLS	BF	H	R	ER	SO	BB	IBB	HBP	BLK	WP	HR	S	P	ERA	WHIP

Batter	1	2	3	4	5	6	7	8	9	AB	R	H	RBI	BB	SO	LOB
Derrel Thomas, S (1, 8) OBP: 0.250, SLG: 0.204	F8		F8			SH1-4 1B		F7		4	1	1	0	0	0	0
Rob Andrews, R (1, 4) OBP: 0.320, SLG: 0.265	F9		K			SH1-4 1-2		F9		3	0	0	0	0	1	0
Bill Madlock, R (1, 5) OBP: 0.345, SLG: 0.439	FC5 BB BB			P4		2-H 1B			F7	2	0	1	1	1	0	0
Darrell Evans, L (6, 5) OBP: 0.398, SLG: 0.411										1	0	0	0	0	0	0
Jack Clark, R (1, 9) OBP: 0.255, SLG: 0.264	1-2 BB			F2		K			F9	3	0	0	0	1	1	0
Willie McCovey, L (1, 3) OBP: 0.391, SLG: 0.496	FC5 2-3f			K			K		K	4	0	0	0	0	3	2
Randy Elliott, R (1, 7) OBP: 0.200, SLG: 0.368		F9			F3		6-3			3	0	0	0	0	0	0
Tim Foli, R (1, 6) OBP: 0.254, SLG: 0.386		4-3			1-3 1B		1B			3	0	2	0	0	0	0
Mike Sadek, R (1, 2) OBP: 0.200, SLG: 0.125		4-3			1-3 1-2		F4			3	0	0	0	0	0	2
Gary Lavelle, S (7, 1)										0	0	0	0	0	0	0
Terry Cornutt, R (8, 1)										0	0	0	0	0	0	0
John Montefusco, R (1, 1) OBP: 0.150, SLG: 0.105			K		F6			K		2	0	0	0	0	1	1
Randy Moffitt, R (7, 1)										0	0	0	0	0	0	0
Marc Hill, R (7, 2) OBP: 0.284, SLG: 0.317										1	0	0	0	0	1	0
Inning Stats	R: 0 E: 0 K: 0 S: 3 H: 0 LOB: 2 BB: 2 P: 11	R: 0 E: 0 K: 0 S: 3 H: 0 LOB: 0 BB: 0 P: 3	R: 0 E: 0 K: 2 S: 7 H: 0 LOB: 0 BB: 0 P: 7	R: 0 E: 0 K: 1 S: 5 H: 0 LOB: 0 BB: 0 P: 5	R: 0 E: 0 K: 0 S: 4 H: 1 LOB: 1 BB: 0 P: 4	R: 1 E: 0 K: 1 S: 6 H: 2 LOB: 0 BB: 0 P: 6	R: 0 E: 0 K: 1 S: 6 H: 1 LOB: 1 BB: 0 P: 6	R: 0 E: 0 K: 1 S: 5 H: 0 LOB: 0 BB: 0 P: 5	R: 0 E: 0 K: 1 S: 5 H: 0 LOB: 0 BB: 0 P: 5	1B: 4 2B: 0 3B: 0 HR: 0	SF: 0 SAC: 1 DP: 0 HBP: 0						

PITCHER	IP	WLS	BF	H	R	ER	SO	BB	IBB	HBP	BLK	WP	HR	S	P	ERA	WHIP
Jerry Koosman, L (1, 1) ERA: 2.15	9.0	W	32	4	1	1	7	2	0	0	0	0	0	44	52	1.00	0.667

PITCHER	IP	WLS	BF	H	R	ER	SO	BB	IBB	HBP	BLK	WP	HR	S	P	ERA	WHIP

TOP

San Francisco Giants @ New York Mets

Shea Stadium, Flushing, NY

Tue May 17 1977, 7:05 PM EDT

Att. 8,366 - Unknown

livebaseballscorecards.com

AB	29
R	1
H	4
RBI	1
BB	2
SO	7
LOB	5

WP: 0	PA: 32
PB: 0	
SB: 0	
CS: 0	

Batter	1	2	3	4	5	6	7	8	9	AB	R	H	RBI	BB	SO	LOB
Lenny Randle, S (1, 4) OBP: 0.409, SLG: 0.524	F9		F7		1-3		E 1B 1B	BB 1B		5	1	2	0	0	0	0
John Stearns, R (1, 2) OBP: 0.369, SLG: 0.417	6-3		K			FC6-4 BB	1-2 E 1B	1-2 G6-4-3 BB		2	0	0	0	1	1	0
Bruce Boisclair, L (7, 7) OBP: 0.357, SLG: 0.371										1	1	1	0	1	0	0
John Milner, L (1, 7) OBP: 0.324, SLG: 0.508	2B 1B			4-3		F9	1-3 E 2B 1B 1-2 2-3	K		3	0	1	0	0	0	1
Roy Staiger, R (7, 5) OBP: 0.236, SLG: 0.333										2	1	1	0	0	1	2
Dave Kingman, R (1, 9) OBP: 0.300, SLG: 0.471	1-3 2B			F7		FC6-4 HR 1-2f	F2	G6-4-3 1-2f		5	1	1	0	0	0	6
Ed Kranepool, L (1, 3) OBP: 0.330, SLG: 0.512	F7			2B		HR 1-H	E4 1-3 2B 1-2 2-H 3-H			3	1	2	2	0	0	2
Joe Torre, R (7, PH) (8, 3) OBP: 0.186, SLG: 0.293										1	1	0	1	0	0	1
Lee Mazzilli, S (1, 8) OBP: 0.343, SLG: 0.306		CS 1B		BB		2B	1-3 1-2 2-3			3	0	2	0	1	0	2
Jerry Grote, R (1, 5) (7, 2) OBP: 0.357, SLG: 0.324		F7 1-2		F8		BB	2B IBB			2	1	0	0	2	0	3
Bud Harrelson, S (1, 6) OBP: 0.234, SLG: 0.147		6-3			4-3	F5	1-H 2-H 3-H 2B			4	0	1	3	0	0	2
Jerry Koosman, R (1, 1) OBP: 0.130, SLG: 0.273			F6		6-3		HR K			4	1	1	1	0	1	1
Inning Stats	R: 0 E: 0 K: 0 S: 5 H: 2 LOB: 2 BB: 0 P: 5	R: 0 E: 0 K: 0 S: 3 H: 1 LOB: 0 BB: 0 P: 3	R: 0 E: 0 K: 1 S: 5 H: 0 LOB: 0 BB: 0 P: 5	R: 0 E: 0 K: 0 S: 4 H: 1 LOB: 2 BB: 1 P: 8	R: 0 E: 0 K: 0 S: 3 H: 0 LOB: 0 BB: 0 P: 3	R: 2 E: 0 K: 0 S: 5 H: 2 LOB: 2 BB: 2 P: 13	R: 6 E: 1 K: 1 S: 11 H: 5 LOB: 1 BB: 1 P: 15	R: 0 E: 0 K: 1 S: 5 H: 1 LOB: 1 BB: 1 P: 9		1B: 6 2B: 4 3B: 0 HR: 2 SF: 0 SAC: 0 DP: 1 HBP: 0						

PITCHER		IP	WLS	BF	H	R	ER	SO	BB	IBB	HBP	BLK	WP	HR	S	P	ERA	WHIP
John Montefusco, R ERA: 3.19	(1, 1)	6.0	L	29	9	5	4	1	3	0	0	0	0	2	28	40	6.00	2.000
Randy Moffitt, R ERA: 1.23	(7, 1)	0.1		2	1	0	0	0	0	0	0	0	0	0	2	2	0.00	3.000
Gary Lavelle, L ERA: 0.4	(7, 1)	0.2		5	1	3	0	1	0	1	0	0	0	0	6	10	0.00	1.500
Terry Cornutt, R ERA: 3.18	(8, 1)	1.0		4	1	0	0	1	1	0	0	0	0	0	5	9	0.00	2.000

PITCHER	IP	WLS	BF	H	R	ER	SO	BB	IBB	HBP	BLK	WP	HR	S	P	ERA	WHIP

BOTTOM

San Francisco Giants @ New York Mets

Shea Stadium, Flushing, NY

Tue May 17 1977, 7:05 PM EDT

Att. 8,366 - Unknown

livebaseballscorecards.com

AB	35
R	8
H	12
RBI	7
BB	5
SO	3
LOB	20

WP: 0 PB: 0 SB: 0 CS: 1 PA: 40

Batter	1	2	3	4	5	6	7	8	9	AB	R	H	RBI	BB	SO	LOB
Tim Foli, R (1, 6) OBP: 0.254, SLG: 0.382	CS 1B			P5			1-3		5-3	4	0	1	0	0	0	0
Derrel Thomas, S (1, 8) (8, 7) OBP: 0.250, SLG: 0.206	E5 L5-3 1-2			6-3			K		FC5-4 1B	4	0	1	0	0	1	1
Jack Clark, R (1, 9) OBP: 0.255, SLG: 0.264	L5-3 1-2			F7			1B		P4	4	0	1	0	0	0	2
Bill Madlock, R (1, 5) OBP: 0.342, SLG: 0.434		CS 1B			K		P4		FC5-4 1-2f	4	0	1	0	0	1	2
Willie McCovey, L (1, 3) OBP: 0.390, SLG: 0.492		K 1-2			4-3			SH FC3-2 1B		3	0	1	0	0	1	1
Johnnie LeMaster, R (8, PR) OBP: 0.167, SLG: 0.118										0	0	0	0	0	0	0
Mike Sadek, R (8, 2) OBP: 0.200, SLG: 0.125										0	0	0	0	0	0	0
Marc Hill, R (1, 2) OBP: 0.278, SLG: 0.310		K			F4			SH FC3-2 1-3		2	0	0	0	0	1	0
Larry Herndon, R (8, PR) OBP: 0.231, SLG: 0.333										0	0	0	0	0	0	0
(8, 8)																
Darrell Evans, L (1, 7) OBP: 0.388, SLG: 0.398			F7			K		K		3	0	0	0	0	2	2
(8, 3)																
Rob Andrews, R (1, 4) OBP: 0.310, SLG: 0.256			F8			F4		FC3-2 1-2 3-H		3	0	0	0	0	0	2
Jim Barr, R (1, 1) OBP: 0.286, SLG: 0.211			K			5-3		4-3		2	0	0	0	0	1	0
Randy Elliott, R (8, PH) OBP: 0.195, SLG: 0.359										1	0	0	0	0	0	2
Gary Lavelle, S (8, 1)										0	0	0	0	0	0	0
Inning Stats	R: 0 E: 1 K: 0 S: 3 H: 1 LOB: 0 BB: 0 P: 3	R: 0 E: 0 K: 2 S: 7 H: 1 LOB: 0 BB: 0 P: 7	R: 0 E: 0 K: 1 S: 5 H: 0 LOB: 0 BB: 0 P: 5	R: 0 E: 0 K: 0 S: 3 H: 0 LOB: 0 BB: 0 P: 3	R: 0 E: 0 K: 1 S: 5 H: 0 LOB: 0 BB: 0 P: 5	R: 0 E: 0 K: 1 S: 5 H: 0 LOB: 0 BB: 0 P: 5	R: 0 E: 0 K: 1 S: 6 H: 1 LOB: 1 BB: 0 P: 6	R: 0 E: 1 K: 1 S: 7 H: 1 LOB: 2 BB: 0 P: 7	R: 0 E: 0 K: 0 S: 4 H: 1 LOB: 1 BB: 0 P: 4	1B: 5 2B: 2 3B: 0 HR: 0	SF: 0 SAC: 1 DP: 2 HBP: 0						

PITCHER	IP	WLS	BF	H	R	ER	SO	BB	IBB	HBP	BLK	WP	HR	S	P	ERA	WHIP
Jon Matlack, L (1, 1) ERA: 3.43	9.0	W	31	5	0	0	7	0	0	0	0	0	0	45	45	0.00	0.556

PITCHER	IP	WLS	BF	H	R	ER	SO	BB	IBB	HBP	BLK	WP	HR	S	P	ERA	WHIP

TOP

San Francisco Giants @ New York Mets

Shea Stadium, Flushing, NY

Wed May 18 1977, 7:05 PM EDT

Att. 7,131 - Unknown

livebaseballscorecards.com

AB	30
R	0
H	5
RBI	0
BB	0
SO	7
LOB	12

PA: 31

WP: 0 PB: 0 SB: 0 CS: 2

Batter	1	2	3	4	5	6	7	8	9	AB	R	H	RBI	BB	SO	LOB
Lenny Randle, S (1, 4) OBP: 0.438, SLG: 0.565	CS 1B		E7 WP 2B			F7		1B 1-2 1B		4	1	3	0	0	0	0
Jerry Grote, R (1, 5) (9, 2) OBP: 0.348, SLG: 0.317	1-4-3 1-2		5-3 3-H			6-3		1-3 2-H 1B		4	0	1	1	0	0	1
John Milner, L (1, 7) OBP: 0.311, SLG: 0.485	G3			4-3		F8		K		3	0	0	0	0	0	0
Bruce Boisclair, L (8, 7) OBP: 0.352, SLG: 0.365										1	0	0	0	0	1	2
Dave Kingman, R (1, 9) OBP: 0.301, SLG: 0.467		FC4-6 1B		F8			6-3			3	0	1	0	0	0	0
Ed Kranepool, L (1, 3) OBP: 0.319, SLG: 0.494		K		G3			P4			3	0	0	0	0	1	1
Lee Mazzilli, S (1, 8) OBP: 0.336, SLG: 0.298		FC4-6 1-2f			4-3		F8			3	0	0	0	0	0	1
Ron Hodges, L (1, 2) OBP: 0.286, SLG: 0.308		1-3			G3 2B			FC5-4 1B		2	0	1	0	0	0	1
Roy Staiger, R (8, PH) (9, 5) OBP: 0.247, SLG: 0.343										1	0	1	0	0	0	0
Bud Harrelson, S (1, 6) OBP: 0.225, SLG: 0.141			G3		G3 2-3			FC5-4 1B 1-2f 1B		3	1	0	0	0	0	2
Jon Matlack, L (1, 1) OBP: 0.150, SLG: 0.056			P3		K			K		3	0	0	0	0	2	2
Inning Stats	R: 0 E: 0 K: 0 S: 3 H: 1 LOB: 0 BB: 0 P: 3	R: 0 E: 0 K: 1 S: 6 H: 1 LOB: 1 BB: 0 P: 6	R: 1 E: 1 K: 0 S: 4 H: 1 LOB: 0 BB: 0 P: 4	R: 0 E: 0 K: 0 S: 3 H: 0 LOB: 0 BB: 0 P: 3	R: 0 E: 0 K: 1 S: 6 H: 1 LOB: 1 BB: 0 P: 6	R: 0 E: 0 K: 0 S: 3 H: 0 LOB: 0 BB: 0 P: 3	R: 0 E: 0 K: 0 S: 3 H: 0 LOB: 0 BB: 0 P: 3	R: 1 E: 0 K: 2 S: 10 H: 3 LOB: 2 BB: 0 P: 10		1B: 5 2B: 2 3B: 0 HR: 0	SF: 0 SAC: 0 DP: 0 HBP: 0					

PITCHER		IP	WLS	BF	H	R	ER	SO	BB	IBB	HBP	BLK	WP	HR	S	P	ERA	WHIP
Jim Barr, R ERA: 4.5	(1, 1)	7.0	L	24	4	1	0	2	0	0	0	0	1	0	28	28	0.00	0.571
Gary Lavelle, L ERA: 0.77	(8, 1)	1.0		6	3	1	1	2	0	0	0	0	0	0	10	10	9.00	3.000

PITCHER		IP	WLS	BF	H	R	ER	SO	BB	IBB	HBP	BLK	WP	HR	S	P	ERA	WHIP

BOTTOM

San Francisco Giants @ New York Mets

Shea Stadium, Flushing, NY

Wed May 18 1977, 7:05 PM EDT

Att. 7,131 - Unknown

livebaseballscorecards.com

AB	30
R	2
H	7
RBI	1
BB	0
SO	4
LOB	10

Batter	1	2	3	4	5	6	7	8	9	AB	R	H	RBI	BB	SO	LOB
Derrel Thomas, S (1, 4) OBP: 0.241, SLG: 0.198	F8		F5			P5		F9		4	0	0	0	0	0	1
Bill Madlock, R (1, 5) OBP: 0.340, SLG: 0.429	5-3			F8		1B		F3		4	0	1	0	0	0	1
Darrell Evans, L (1, 7) (8, 3) OBP: 0.383, SLG: 0.392	F4			F8		F3		1-2 HR 1B		4	1	1	0	0	0	1
Terry Whitfield, L (1, 9) (8, 8) OBP: 0.339, SLG: 0.538		F8		4-3			K	1-H 2-H HR		4	1	1	3	0	1	0
Willie McCovey, L (1, 3) OBP: 0.393, SLG: 0.496 Randy Moffitt, R (8, 1)		1-3 2B			F7		BB 1B			3 0	0 0	1 0	0 0	1 0	0 0	0 0
Gary Thomasson, L (1, 8) (8, 7) OBP: 0.297, SLG: 0.346	1-3 2-3				K		1-2 1B		K	4	0	1	0	0	2	1
Tim Foli, R (1, 6) OBP: 0.254, SLG: 0.385	5-3				2B		F7		E5	4	0	1	0	0	0	3
Marc Hill, R (1, 2) OBP: 0.269, SLG: 0.299 John Curtis, L (7, 1) OBP: 0.750, SLG: 1.250 Jack Clark, R (8, 9) OBP: 0.253, SLG: 0.261			K		5-3		6-3		K	3 0 1	0 0 0	0 0 0	0 0 0	0 0 0	1 0 1	3 0 1
Ed Halicki, R (1, 1) OBP: 0.154, SLG: 0.154 Mike Sadek, R (7, 2) OBP: 0.222, SLG: 0.152 Randy Elliott, R (9, PH) OBP: 0.190, SLG: 0.350			K			K		1B HR 1B	K	2 1 1	0 1 0	0 1 0	0 0 0	0 0 0	2 0 1	0 0 1
Inning Stats	R: 0 E: 0 K: 0 S: 3 H: 0 LOB: 0 BB: 0 P: 3	R: 0 E: 0 K: 0 S: 4 H: 1 LOB: 1 BB: 0 P: 4	R: 0 E: 0 K: 2 S: 7 H: 0 LOB: 0 BB: 0 P: 7	R: 0 E: 0 K: 0 S: 3 H: 0 LOB: 0 BB: 0 P: 3	R: 0 E: 0 K: 1 S: 6 H: 1 LOB: 1 BB: 0 P: 6	R: 0 E: 0 K: 1 S: 6 H: 1 LOB: 1 BB: 0 P: 6	R: 0 E: 0 K: 1 S: 6 H: 1 LOB: 2 BB: 1 P: 10	R: 3 E: 0 K: 0 S: 6 H: 3 LOB: 0 BB: 0 P: 6	R: 0 E: 1 K: 3 S: 10 H: 0 LOB: 1 BB: 0 P: 10	1B: 4 2B: 2 3B: 0 HR: 1 SF: 0 SAC: 0 DP: 0 HBP: 0			WP: 0 PB: 0 SB: 0 CS: 0		PA: 36	

TOP

San Francisco Giants @ New York Mets

Shea Stadium, Flushing, NY

Thu May 19 1977, 7:05 PM EDT

Att. 8,080 - Unknown

livebaseballscorecards.com

AB	35
R	3
H	7
RBI	3
BB	1
SO	8
LOB	12

PITCHER		IP	WLS	BF	H	R	ER	SO	BB	IBB	HBP	BLK	WP	HR	S	P	ERA	WHIP
Jackson Todd, R ERA: 2.03	(1, 1)	7.2	W	31	7	3	3	5	1	0	0	0	0	1	40	44	3.52	1.043
Skip Lockwood, R ERA: 5.27	(8, 1)	1.1	S	5	0	0	0	3	0	0	0	0	0	0	11	11	0.00	0.000

PITCHER	IP	WLS	BF	H	R	ER	SO	BB	IBB	HBP	BLK	WP	HR	S	P	ERA	WHIP

Batter	1	2	3	4	5	6	7	8	9	AB	R	H	RBI	BB	SO	LOB
Lenny Randle, S (1, 4) OBP: 0.453, SLG: 0.620	F7		1-3		HR		BB, E, 1-2, 1B	BBBB, 4-0, 1-2, 2-3, BB		4	2	2	1	1	0	0
Jerry Grote, R (1, 5) OBP: 0.314, SLG: 0.283	4-3		5-3		F3		SSS, 0-3, K	SSS, 0-3, K		5	0	0	0	0	2	5
John Milner, L (1, 7) OBP: 0.325, SLG: 0.536 Bruce Boisclair, L (7, 7) OBP: 0.361, SLG: 0.365	F8			HR		BBBB, FC4, 1B	E, 1-2, 2-3, BB			3 0	1 0	2 0	1 0	0 1	0 0	0 0
Dave Kingman, R (1, 9) OBP: 0.292, SLG: 0.452		SSS, 0-3, K		4-3		FC4, 1B, 1-2f	FC5-2, 1-3, 2-H, 3-Hf			4	1	0	0	0	1	3
Ed Kranepool, L (1, 3) OBP: 0.326, SLG: 0.495		1B, 1B		SSS, K		1B, 1-3, 1B	G1			4	0	2	0	0	1	2
Lee Mazzilli, S (1, 8) OBP: 0.340, SLG: 0.299		S, 1-3, 1B		BBBB, BLK, BB	SSS, K			6-3		3	0	1	0	1	1	2
Ron Hodges, L (1, 2) OBP: 0.333, SLG: 0.353		P5, 1-2		SSS, K, 1-2		1-2, 3-H, 1B		BB, 1B		4	0	2	1	0	1	3
Bud Harrelson, S (1, 6) OBP: 0.214, SLG: 0.133		4-3			4-3	F5		F8		4	0	0	0	0	0	5
Jackson Todd, R (1, 1) OBP: 0.333, SLG: 0.333 Skip Lockwood, R (8, 1) OBP: 1.000, SLG: 1.000			L4		F8		BB, 1B, FC5-2	BB, 1-2, 1B		3 1	0 0	1 1	0 0	0 0	0 0	0 0
Inning Stats	R: 0 E: 0 K: 0 S: 3 H: 0 LOB: 0 BB: 0 P: 3	R: 0 E: 0 K: 1 S: 7 H: 2 LOB: 2 BB: 0 P: 7	R: 0 E: 0 K: 0 S: 3 H: 0 LOB: 0 BB: 0 P: 3	R: 1 E: 0 K: 2 S: 8 H: 1 LOB: 1 BB: 1 P: 12	R: 1 E: 0 K: 0 S: 4 H: 1 LOB: 0 BB: 0 P: 4	R: 1 E: 0 K: 0 S: 8 H: 3 LOB: 2 BB: 0 P: 8	R: 1 E: 1 K: 1 S: 7 H: 2 LOB: 2 BB: 1 P: 11	R: 0 E: 0 K: 1 S: 7 H: 2 LOB: 3 BB: 1 P: 11		1B: 9 2B: 0 3B: 0 HR: 2 SF: 0 SAC: 0 DP: 0 HBP: 0				WP: 0 PB: 0 SB: 1 CS: 0 PA: 38		

PITCHER		IP	WLS	BF	H	R	ER	SO	BB	IBB	HBP	BLK	WP	HR	S	P	ERA	WHIP
Ed Halicki, R ERA: 4.2	(1, 1)	6.2	L	31	9	4	3	5	2	0	0	1	0	2	39	47	4.05	1.650
John Curtis, L ERA: 1.37	(7, 1)	1.0		6	2	0	0	0	1	0	0	0	0	0	5	9	0.00	3.000
Randy Moffitt, R ERA: 1.2	(8, 1)	0.1		1	0	0	0	1	0	0	0	0	0	0	3	3	0.00	0.000

PITCHER	IP	WLS	BF	H	R	ER	SO	BB	IBB	HBP	BLK	WP	HR	S	P	ERA	WHIP

BOTTOM

San Francisco Giants @ New York Mets

Shea Stadium, Flushing, NY

Thu May 19 1977, 7:05 PM EDT

Att. 8,080 - Unknown

livebaseballscorecards.com

AB	35
R	4
H	11
RBI	3
BB	3
SO	6
LOB	20

New York Mets @ Cincinnati Reds

Riverfront Stadium, Cincinnati, OH

Fri May 20 1977, 7:05 PM EDT

Att. 31,504 - Unknown

TOP

livebaseballscorecards.com

Batter	1	2	3	4	5	6	7	8	9	AB	R	H	RBI	BB	SO	LOB
Lenny Randle, S (1, 4) OBP: 0.466, SLG: 0.611	K	1B			BB		K		1B	4	0	2	0	1	2	0
Jerry Grote, R (1, 5) OBP: 0.339, SLG: 0.300	1B 1B 1B	6-3			1-3 1B		BB 1B		F7	4	1	2	0	1	0	2
John Milner, L (1, 7) OBP: 0.317, SLG: 0.514	F8		K		K		1-2 1B		1-3	5	0	1	0	0	2	4
Dave Kingman, R (1, 9) OBP: 0.291, SLG: 0.446	1B 1-2 1B		L5		K		P2			4	0	1	0	0	1	4
Ed Kranepool, L (1, 3) OBP: 0.333, SLG: 0.526	BB 1-3 2-H 1B		5-3			HR	K			4	1	2	2	0	1	2
Lee Mazzilli, S (1, 8) OBP: 0.338, SLG: 0.292	BB 1-2			F9		P5		5-3		3	0	0	0	1	0	0
Ron Hodges, L (1, 2) OBP: 0.333, SLG: 0.350	K			F4-3		1B		F8		3	0	1	0	0	1	3
John Stearns, R (8, PH) OBP: 0.366, SLG: 0.412 (8, 2)										1	0	0	0	0	0	0
Bud Harrelson, S (1, 6) OBP: 0.209, SLG: 0.130		F4-3		3-1		K		F8		2	0	0	0	0	0	0
Mike Phillips, L (6, PH) OBP: 0.194, SLG: 0.233 (6, 6)										1	0	0	0	0	1	1
Leo Foster, R (8, PH) OBP: 0.188, SLG: 0.133 (8, 6)										1	0	0	0	0	0	0
Tom Seaver, R (1, 1) OBP: 0.174, SLG: 0.136		K			5-3	F8			1-3	2	0	0	0	0	1	0
Bruce Boisclair, L (6, PH) OBP: 0.356, SLG: 0.359										1	0	0	0	0	0	1
Bob Myrick, R (6, 1)										0	0	0	0	0	0	0
Mike Vail, R (9, PH) OBP: 0.404, SLG: 0.463										1	0	0	0	0	0	0

Inning Stats	1	2	3	4	5	6	7	8	9
	R: 1 E: 0 K: 2 S: 10	H: 3 LOB: 3 BB: 1 P: 14	R: 0 E: 0 K: 1 S: 6	H: 1 LOB: 1 BB: 0 P: 6	R: 0 E: 0 K: 1 S: 5	H: 0 LOB: 0 BB: 0 P: 5	R: 0 E: 0 K: 0 S: 3	H: 0 LOB: 0 BB: 0 P: 3	R: 0 E: 0 K: 2 S: 8	H: 1 LOB: 2 BB: 1 P: 12	R: 1 E: 0 K: 1 S: 7	H: 2 LOB: 1 BB: 0 P: 7	R: 0 E: 0 K: 2 S: 8	H: 1 LOB: 2 BB: 1 P: 12	R: 0 E: 0 K: 0 S: 3	H: 0 LOB: 0 BB: 0 P: 3	R: 0 E: 0 K: 0 S: 4	H: 1 LOB: 1 BB: 0 P: 4

	AB	R	H	RBI	BB	SO	LOB
AB	36						
R	2						
H	9						
RBI	2						
BB	3						
SO	9						
LOB	17						

| | | | | | | | | | |

New York Mets @ Cincinnati Reds

Riverfront Stadium, Cincinnati, OH

Fri May 20 1977, 7:05 PM EDT

Att. 31,504 - Unknown

BOTTOM

Batter	1	2	3	4	5	6	7	8	9	AB	R	H	RBI	BB	SO	LOB
Pete Rose, S (1, 5) OBP: 0.416, SLG: 0.466	E7 WP SF8		L6 ①		2B BB		BB 1B	F9 ③		4	2	1	0	1	0	1
Ken Griffey, L (1, 9) OBP: 0.383, SLG: 0.457	2-3 SF8 2B 1B		F8 S BB		1-H 1B 2B		F7 ①			3	2	2	1	1	0	1
Dan Driessen, L (1, 3) OBP: 0.331, SLG: 0.434	SF8 ① 1-2 3-H		F8 ② 1-3		P4 ①		P6 ②			3	0	0	1	0	0	3
George Foster, R (1, 7) OBP: 0.371, SLG: 0.468	2-H 2B		P3 ③		F8 ②		1-2 BB			3	0	1	1	1	0	2
Johnny Bench, R (1, 2) OBP: 0.295, SLG: 0.476	P3 ②			K ①	2-H 1B		K ③			4	0	1	1	0	2	3
Cesar Geronimo, L (1, 8) OBP: 0.258, SLG: 0.342	K ③			3-1 ②	K ③			1B SF9 1B		4	1	1	0	0	2	2
Dave Concepcion, R (1, 6) OBP: 0.285, SLG: 0.305		6-3 ①		2B 1B		6-3 ①		SH1-3 1-3 1B		4	1	2	0	0	0	0
Doug Flynn, R (1, 4) OBP: 0.133, SLG: 0.214		F2-3 ②		1-H 2B		F6-3 ②		SF9 ① 3-H		3	0	1	2	0	0	0
Gary Nolan, R (1, 1) OBP: 0.167, SLG: 0.167		6-3 ③		1-3 ③		K ③		SH1-3 ② 1-2		3	0	0	0	0	1	1
Woodie Fryman, R (8, 1) OBP: 0.250, SLG: 0.250										0	0	0	0	0	0	0
Inning Stats	R: 2 E: 1 K: 1 S: 8 H: 2 LOB: 1 BB: 0 P: 8	R: 0 E: 0 K: 0 S: 3 H: 0 LOB: 0 BB: 0 P: 3	R: 0 E: 0 K: 0 S: 3 H: 0 LOB: 1 BB: 1 P: 7	R: 1 E: 0 K: 1 S: 7 H: 2 LOB: 1 BB: 0 P: 7	R: 2 E: 0 K: 1 S: 7 H: 2 LOB: 1 BB: 1 P: 11	R: 0 E: 0 K: 1 S: 5 H: 0 LOB: 0 BB: 0 P: 5	R: 0 E: 0 K: 1 S: 6 H: 1 LOB: 2 BB: 1 P: 10	R: 1 E: 0 K: 0 S: 5 H: 2 LOB: 1 BB: 0 P: 5		1B: 6 2B: 3 3B: 0 HR: 0 SF: 2 SAC: 1 DP: 0 HBP: 0						

	AB	31
	R	6
	H	9
	RBI	6
	BB	3
	SO	5
	LOB	13

WP: 1 PB: 0 SB: 1 CS: 0 PA: 37

livebaseballscorecards.com

PITCHER		IP	WLS	BF	H	R	ER	SO	BB	IBB	HBP	BLK	WP	HR	S	P	ERA	WHIP
Tom Seaver, R ERA: 3.17	(1, 1)	5.0	L	24	6	5	4	3	2	0	0	0	1	0	28	36	7.20	1.600
Bob Myrick, L ERA: 3.5	(6, 1)	3.0		13	3	1	1	2	1	0	0	0	0	0	16	20	3.00	1.333

PITCHER	IP	WLS	BF	H	R	ER	SO	BB	IBB	HBP	BLK	WP	HR	S	P	ERA	WHIP

Batter	1	2	3	4	5	6	7	8	9	AB	R	H	RBI	BB	SO	LOB
Lee Mazzilli, S (1, 8) OBP: 0.340, SLG: 0.291	6-3		F7	HBP			1-3 E 1-2 1B	4-3		4	1	1	0	0	0	1
Lenny Randle, S (1, 4) OBP: 0.460, SLG: 0.579	1-3			BB 5-3			1-3 1-2 2-3		B B B B 3-1 4-3 BB	3	1	0	0	2	0	5
Bruce Boisclair, L (1, 7) OBP: 0.372, SLG: 0.377	1B			1-3 2B 1B	G4-6-3 1B		4-3 2-H 3-H		4-3 1-2	5	1	3	0	0	0	1
Ed Kranepool, L (1, 3) OBP: 0.340, SLG: 0.545 Leo Foster, R (7, PR) OBP: 0.188, SLG: 0.133 Joe Torre, R (7, 3) OBP: 0.186, SLG: 0.293 John Milner, L (9, PH) OBP: 0.313, SLG: 0.507	F5			1-H 2B 3-H	G4-6-3 1-2f		2B		3-1 2-3	4 0 0 1	1 0 0 0	2 0 0 0	2 0 0 0	0 0 0 0	0 0 0 0	2 0 0 1
Dave Kingman, R (1, 9) OBP: 0.283, SLG: 0.433		5-3		K	5-3		F8		1-3	4	0	0	0	0	1	2
John Stearns, R (1, 2) OBP: 0.371, SLG: 0.455		F8		2-H 1B 2B		F8		HR		4	2	2	2	0	0	0
Roy Staiger, R (1, 5) OBP: 0.247, SLG: 0.338		F7		SH5-4 S 2-H 1B		F9		F7		4	0	1	1	0	0	0
Bud Harrelson, S (1, 6) OBP: 0.213, SLG: 0.138 Bob Myrick, R (6, 1) Skip Lockwood, R (7, 1) OBP: 0.667, SLG: 0.667 Mike Vail, R (7, 9) OBP: 0.417, SLG: 0.476		F8		SH5-4 1-2 1B		K		1B		3 0 1 1	0 0 0 0	1 0 0 1	0 0 0 0	0 0 0 0	1 0 0 0	0 0 1 0
Craig Swan, R (1, 1) Bob Apodaca, R (5, 1) Mike Phillips, L (6, 6) OBP: 0.203, SLG: 0.242		K		SH5-4 1-2 2-3			1-3 1B E 1B	K		1 0 2	0 0 1	0 0 1	0 0 0	0 0 1	1 0 0	0 0 1
Inning Stats	R: 0 H: 1 E: 0 LOB: 1 K: 0 BB: 0 S: 4 P: 4	R: 0 H: 0 E: 0 LOB: 0 K: 0 BB: 0 S: 3 P: 3	R: 0 H: 0 E: 0 LOB: 0 K: 1 BB: 0 S: 5 P: 5	R: 4 H: 5 E: 0 LOB: 3 K: 1 BB: 1 S: 10 P: 15	R: 0 H: 1 E: 0 LOB: 0 K: 0 BB: 0 S: 3 P: 3	R: 0 H: 0 E: 0 LOB: 0 K: 1 BB: 0 S: 5 P: 5	R: 2 H: 3 E: 1 LOB: 1 K: 0 BB: 0 S: 6 P: 6	R: 1 H: 2 E: 0 LOB: 1 K: 1 BB: 0 S: 7 P: 7	R: 0 H: 0 E: 0 LOB: 1 K: 0 BB: 1 S: 3 P: 7	1B: 8 SF: 0 2B: 3 SAC: 1 3B: 0 DP: 1 HR: 1 HBP: 1						WP: 0 PA: 41 PB: 0 SB: 1 CS: 0

TOP

New York Mets @ Cincinnati Reds

Riverfront Stadium, Cincinnati, OH

Sat May 21 1977, 3:33 AM EDT
Att. 34,406 - Unknown

livebaseballscorecards.com

AB	37
R	7
H	12
RBI	5
BB	2
SO	4
LOB	14

PITCHER		IP	WLS	BF	H	R	ER	SO	BB	IBB	HBP	BLK	WP	HR	S	P	ERA	WHIP
Pat Zachry, R ERA: 5.23	(1, 1)	0.0		0	0	0	0	0	0	0	0	0	0	0	0	0	∞	∞
Dale Murray, R ERA: 6.75	(4, 1)	2.2	W	10	2	0	0	1	0	0	1	0	0	0	11	12	0.00	0.750
Pedro Borbon, R ERA: 2.48	(7, 1)	0.2		5	3	2	2	0	0	0	0	0	0	0	5	5	27.00	4.500
Rawly Eastwick, R ERA: 1.88	(7, 1)	2.1	S	10	2	1	1	1	1	0	0	0	0	1	11	15	3.86	1.286

PITCHER	IP	WLS	BF	H	R	ER	SO	BB	IBB	HBP	BLK	WP	HR	S	P	ERA	WHIP

New York Mets @ Cincinnati Reds

Riverfront Stadium, Cincinnati, OH

Sat May 21 1977, 3:33 AM EDT

Att. 34,406 - Unknown

BOTTOM

Batter	1	2	3	4	5	6	7	8	9	AB	R	H	RBI	BB	SO	LOB
Pete Rose, S (1, 5) OBP: 0.418, SLG: 0.482	F8			4-3	3B	1B				4	0	2	2	0	0	0
Ken Griffey, L (1, 9) OBP: 0.380, SLG: 0.458	6-3			1B 2B	4-3	6-3				4	1	1	0	0	0	2
Joe Morgan, L (1, 4) OBP: 0.416, SLG: 0.435	K			S 2B 1B 2-H	P6		BB S 2B			3	2	1	1	1	1	1
Dan Driessen, L (1, 3) OBP: 0.344, SLG: 0.459		BB CS		HR 2B 1-H	1-3		9-5 2B 1-H			3	1	2	2	1	0	1
George Foster, R (1, 7) OBP: 0.361, SLG: 0.454		K		K		K	9-5 2-3f			4	0	0	0	0	3	3
Johnny Bench, R (1, 2) OBP: 0.302, SLG: 0.505		K 1-2		HR 2-H		2B WP 1B	F7			4	2	2	2	0	1	1
Cesar Geronimo, L (1, 8) OBP: 0.274, SLG: 0.364			6-3	S 1B		WP 1B 2B 1-3		CS 1B		4	1	3	0	0	0	0
Dave Concepcion, R (1, 6) OBP: 0.291, SLG: 0.301			P6	IBB 1-2		WP 1B IBB		K 1-2		2	1	0	0	2	1	1
Pat Zachry, R (1, 1) OBP: 0.250, SLG: 0.200			6-3	K		K 1-2 2-3 3-H		K		1	0	0	0	0	0	0
Dale Murray, R (4, 1)										1	0	0	0	0	1	2
Mike Lum, L (6, PH) OBP: 0.227, SLG: 0.250										1	0	0	0	0	1	2
Pedro Borbon, R (7, 1) OBP: 0.600, SLG: 0.800										0	0	0	0	0	0	0
Rawly Eastwick, R (7, 1) OBP: 0.333, SLG: 0.333										1	0	0	0	0	1	0
Inning Stats	R: 0 E: 0 K: 1 S: 5 H: 0 LOB: 0 BB: 0 P: 5	R: 0 E: 0 K: 2 S: 6 H: 0 LOB: 1 BB: 1 P: 10	R: 0 E: 0 K: 0 S: 3 H: 0 LOB: 0 BB: 0 P: 3	R: 4 E: 0 K: 2 S: 12 H: 5 LOB: 2 BB: 1 P: 16	R: 0 E: 0 K: 0 S: 4 H: 1 LOB: 1 BB: 0 P: 4	R: 3 E: 0 K: 2 S: 10 H: 3 LOB: 1 BB: 1 P: 14	R: 1 E: 0 K: 0 S: 3 H: 1 LOB: 0 BB: 1 P: 7	R: 0 E: 0 K: 2 S: 7 H: 1 LOB: 0 BB: 0 P: 7		1B: 5 2B: 7 3B: 1 HR: 1 SF: 0 SAC: 0 DP: 3 HBP: 0				WP: 1 PB: 0 SB: 3 CS: 2 PA: 36	

livebaseballscorecards.com

AB	32
R	8
H	11
RBI	7
BB	4
SO	9
LOB	13

PITCHER		IP	WLS	BF	H	R	ER	SO	BB	IBB	HBP	BLK	WP	HR	S	P	ERA	WHIP
Craig Swan, R ERA: 6.16	(1, 1)	4.0		19	6	4	4	5	1	1	0	0	0	1	27	35	9.00	1.750
Bob Apodaca, R ERA: 4.32	(5, 1)	1.2	L	9	3	3	3	2	0	1	0	0	1	0	12	16	16.20	1.800
Bob Myrick, L ERA: 3.93	(6, 1)	0.1		3	1	1	1	0	1	0	0	0	0	0	2	6	27.00	6.000
Skip Lockwood, R ERA: 4.6	(7, 1)	2.0		5	1	0	0	2	0	0	0	0	0	0	9	9	0.00	0.500

PITCHER	IP	WLS	BF	H	R	ER	SO	BB	IBB	HBP	BLK	WP	HR	S	P	ERA	WHIP

New York Mets @ Cincinnati Reds

Riverfront Stadium, Cincinnati, OH

Sun May 22 1977, 3:33 AM EDT

Unknown

TOP

livebaseballscorecards.com

Batter	1	2	3	4	5	6	7	8	9	AB	R	H	RBI	BB	SO	LOB
Lee Mazzilli, S (1, 8) OBP: 0.331, SLG: 0.283	3-1		G3			G3	F9			4	0	0	0	0	0	2
Lenny Randle, S (1, 4) OBP: 0.463, SLG: 0.567	6-3			6-3		1B		BB		3	0	1	0	1	0	0
Bruce Boisclair, L (1, 7) OBP: 0.370, SLG: 0.375	F7			1B 1B		F7		1-3		3	1	1	0	0	0	1
Mike Vail, R (8, PH) OBP: 0.408, SLG: 0.465 (8, 9)								1-2		1	0	0	0	0	0	1
John Milner, L (1, 3) OBP: 0.310, SLG: 0.494		4-3		K		1-3 1B		F8		4	0	1	0	0	1	2
Ed Kranepool, L (1, 9) OBP: 0.349, SLG: 0.545		BB		1-H 1B		G3		5-3		2	0	1	1	1	0	2
Dave Kingman, R (8, PH) OBP: 0.281, SLG: 0.430 (8, 7)										1	0	0	0	0	0	1
Jerry Grote, R (1, 2) OBP: 0.317, SLG: 0.278		K		4-3			6-3		K	4	0	0	0	0	2	2
Roy Staiger, R (1, 5) OBP: 0.247, SLG: 0.333		F8			5-3		FC3-6 1B		5-3	4	0	1	0	0	0	1
Bud Harrelson, S (1, 6) OBP: 0.215, SLG: 0.143			4-3		F7		FC3-6 1-2		E5	4	0	1	0	0	0	0
Jerry Koosman, R (1, 1) OBP: 0.120, SLG: 0.250			K		K		FC3-6 1-2f 2-3		1-3	2	0	0	0	0	2	0
Bob Apodaca, R (5, 1)										0	0	0	0	0	0	0
Mike Phillips, L (7, PH) OBP: 0.200, SLG: 0.238										1	0	0	0	0	0	2
Bob Myrick, R (7, 1)										0	0	0	0	0	0	0
Joe Torre, R (9, PH) OBP: 0.182, SLG: 0.286										1	0	0	0	0	0	1
Inning Stats	R: 0 E: 0 K: 0 S: 3 H: 0 LOB: 0 BB: 0 P: 3	R: 0 E: 0 K: 1 S: 5 H: 0 LOB: 1 BB: 1 P: 9	R: 0 E: 0 K: 1 S: 5 H: 0 LOB: 0 BB: 0 P: 5	R: 1 E: 0 K: 1 S: 7 H: 2 LOB: 1 BB: 0 P: 7	R: 0 E: 0 K: 1 S: 5 H: 0 LOB: 0 BB: 0 P: 5	R: 0 E: 0 K: 0 S: 5 H: 2 LOB: 2 BB: 0 P: 5	R: 0 E: 0 K: 0 S: 5 H: 2 LOB: 2 BB: 0 P: 5	R: 0 E: 0 K: 0 S: 3 H: 0 LOB: 1 BB: 1 P: 7	R: 0 E: 1 K: 1 S: 6 H: 0 LOB: 1 BB: 0 P: 6	1B: 6 2B: 0 3B: 0 HR: 0	SF: 0 SAC: 0 DP: 0 HBP: 0			WP: 0 PB: 0 SB: 1 CS: 0		PA: 36	

	AB	34
	R	1
	H	6
	RBI	1
	BB	2
	SO	5
	LOB	15

PITCHER		IP	WLS	BF	H	R	ER	SO	BB	IBB	HBP	BLK	WP	HR	S	P	ERA	WHIP
Jack Billingham, R ERA: 3.92	(1, 1)	7.0	W	29	6	1	1	4	2	0	0	0	0	0	35	43	1.29	1.143
Mike Caldwell, L ERA: 3.68	(8, 1)	2.0		7	0	0	0	1	0	0	0	0	0	0	9	9	0.00	0.000

PITCHER	IP	WLS	BF	H	R	ER	SO	BB	IBB	HBP	BLK	WP	HR	S	P	ERA	WHIP

New York Mets @ Cincinnati Reds

Riverfront Stadium, Cincinnati, OH

Sun May 22 1977, 3:33 AM EDT

Unknown

BOTTOM

livebaseballscorecards.com

Batter	1	2	3	4	5	6	7	8	9	AB	R	H	RBI	BB	SO	LOB
Pete Rose, S (1, 5) OBP: 0.407, SLG: 0.468	6-3	FC1-4 1B 1-2f		FC6-4 1-2f	F8			F5-3 2-3		4	0	0	0	0	0	5
Doug Flynn, R (6, 5) OBP: 0.125, SLG: 0.200 (7, 4)										1	0	0	0	0	0	1
Ken Griffey, L (1, 9) OBP: 0.380, SLG: 0.463	4-3	1-3 1B			BB BB 2B	F9		4-3		5	1	2	0	0	0	0
Joe Morgan, L (1, 4) OBP: 0.418, SLG: 0.432	S HR 1B	K			BB BB 1B BB	F8				3	2	1	0	1	1	2
Ray Knight, R (7, 5) OBP: 0.333, SLG: 0.500										0	0	0	0	0	0	0
George Foster, R (1, 8) OBP: 0.364, SLG: 0.447 (6, 7)	1-2 HR BB	5-3			1-2 2-3 1B BB	6-3				2	2	0	0	2	0	0
Johnny Bench, R (1, 7) OBP: 0.308, SLG: 0.527 (6, 3)	1-H 2-H HR	F7			1B E 1-2 2-3 3-H BB	1-3				3	2	1	4	1	0	0
Mike Lum, L (9, 3) OBP: 0.227, SLG: 0.250										0	0	0	0	0	0	0
Bob Bailey, R (1, 3) OBP: 0.320, SLG: 0.348	F8	5-3			E 1-3 2-H 3-H 1B	K				3	0	1	2	0	0	0
Cesar Geronimo, L (5, PR) (6, 8) OBP: 0.272, SLG: 0.361										1	0	0	0	0	1	0
Dave Concepcion, R (1, 6) OBP: 0.290, SLG: 0.294		E5 S 1B		F9	E1 1-3 3-H		BB			3	1	0	0	1	0	1
Bill Plummer, R (1, 2) OBP: 0.273, SLG: 0.243		K 1-2		FC1-6 BB	1-3		K			3	0	0	0	1	2	5
Jack Billingham, R (1, 1) OBP: 0.200, SLG: 0.200		FC1-4 2-H 1B		FC1-6 FC6-4 1-2f	K			F5-3 2B		3	0	1	1	0	1	4
Mike Caldwell, R (8, 1) OBP: 1.000, SLG: 2.000										1	0	1	0	0	0	0
Inning Stats	R: 3 E: 0 K: 0 S: 5 H: 2 LOB: 0 BB: 1 P: 9	R: 1 E: 1 K: 2 S: 10 H: 2 LOB: 2 BB: 0 P: 10	R: 0 E: 0 K: 0 S: 3 H: 0 LOB: 0 BB: 0 P: 3	R: 0 E: 0 K: 0 S: 3 H: 0 LOB: 1 BB: 1 P: 7	R: 4 E: 1 K: 1 S: 8 H: 2 LOB: 3 BB: 3 P: 20	R: 0 E: 0 K: 0 S: 3 H: 0 LOB: 0 BB: 0 P: 3	R: 0 E: 0 K: 2 S: 7 H: 0 LOB: 1 BB: 1 P: 11	R: 0 E: 0 K: 0 S: 3 H: 1 LOB: 0 BB: 0 P: 3		1B: 4 2B: 2 3B: 0 HR: 1 SF: 0 SAC: 0 DP: 0 HBP: 0						

AB	32
R	8
H	7
RBI	7
BB	6
SO	5
LOB	18

WP: 0 PA: 38
PB: 0
SB: 2
CS: 0

PITCHER		IP	WLS	BF	H	R	ER	SO	BB	IBB	HBP	BLK	WP	HR	S	P	ERA	WHIP
Jerry Koosman, L ERA: 2.84	(1, 1)	4.0	L	24	6	8	6	2	5	0	0	0	0	1	23	43	13.50	2.750
Bob Apodaca, R ERA: 3.86	(5, 1)	2.0		7	0	0	0	1	0	0	0	0	0	0	9	9	0.00	0.000
Bob Myrick, L ERA: 3.54	(7, 1)	2.0		7	1	0	0	2	1	0	0	0	0	0	10	14	0.00	1.000

PITCHER	IP	WLS	BF	H	R	ER	SO	BB	IBB	HBP	BLK	WP	HR	S	P	ERA	WHIP

New York Mets @ Cincinnati Reds

Riverfront Stadium, Cincinnati, OH

Sun May 22 1977, 3:38 AM EDT

Att. 38,419 - Unknown

TOP

livebaseballscorecards.com

Batter	1	2	3	4	5	6	7	8	9	10	11	AB	R	H	RBI	BB	SO	LOB
Lenny Randle, S (1, 8) (7, 7) OBP: 0.444, SLG: 0.538	1-3 1B		6-3			1-3	5-3			4-3		5	0	1	0	0	0	1
Felix Millan, R (1, 4) OBP: 0.250, SLG: 0.250	1-3 1-2		5-3			1B	6-3			1B		5	0	2	0	0	0	2
Mike Vail, R (1, 9) OBP: 0.389, SLG: 0.438	P4			K		FC5-4 1-2		L6		6-3		5	0	1	0	0	1	2
Jackson Todd, R (10, 1) OBP: 0.333, SLG: 0.333												0	0	0	0	0	0	0
Dave Kingman, R (1, 7) (7, 3) OBP: 0.278, SLG: 0.429	K			K		F7		P6			1B 2B	5	1	1	0	0	2	3
John Stearns, R (1, 2) OBP: 0.364, SLG: 0.472		K		HR		FC5-4 1-2f		F8			K	5	1	1	1	0	2	3
Joe Torre, R (1, 3) OBP: 0.191, SLG: 0.311		E6		6-3			2B 2B		6-3		4-3 2-H 1B	3	0	1	0	0	0	0
Leo Foster, R (7, PR) (7, 6) OBP: 0.188, SLG: 0.133												0	1	0	0	0	0	0
Bruce Boisclair, L (9, PH) OBP: 0.366, SLG: 0.370												1	0	0	0	0	0	0
Mike Phillips, L (9, 6) OBP: 0.212, SLG: 0.250												1	0	1	1	0	0	0
Roy Staiger, R (1, 5) OBP: 0.244, SLG: 0.337	P4		K				E 2B 2-H 2B		P2		4-3 2-3	5	1	1	1	0	1	2
Bud Harrelson, S (1, 6) OBP: 0.211, SLG: 0.140	K		5-3				2-H 2B		K		G3	2	0	0	0	1	1	
Jerry Grote, R (7, PH) OBP: 0.317, SLG: 0.278												0	0	0	0	0	0	0
Ed Kranepool, L (7, PH) OBP: 0.355, SLG: 0.559												1	0	1	1	0	0	0
Lee Mazzilli, S (7, PR) (7, 8) OBP: 0.327, SLG: 0.279												2	0	0	0	0	1	1
Nino Espinosa, R (1, 1)			K		F7		B1			F7		2	0	0	0	0	1	0
Skip Lockwood, R (6, 1) OBP: 0.500, SLG: 0.500												1	0	0	0	0	0	1
John Milner, L (10, PH) (10, 9) OBP: 0.307, SLG: 0.488												1	0	0	0	0	0	0
Inning Stats	R: 0 E: 0 K: 1 S: 6 / H: 1 LOB: 1 BB: 0 P: 6	R: 0 E: 1 K: 2 S: 8 / H: 0 LOB: 1 BB: 0 P: 8	R: 0 E: 0 K: 1 S: 5 / H: 0 LOB: 0 BB: 0 P: 5	R: 1 E: 0 K: 2 S: 8 / H: 1 LOB: 0 BB: 0 P: 8	R: 0 E: 0 K: 1 S: 5 / H: 0 LOB: 0 BB: 0 P: 5	R: 0 E: 0 K: 0 S: 5 / H: 2 LOB: 2 BB: 0 P: 5	R: 2 E: 1 K: 0 S: 6 / H: 3 LOB: 1 BB: 0 P: 6	R: 0 E: 0 K: 0 S: 3 / H: 0 LOB: 0 BB: 0 P: 3	R: 0 E: 0 K: 1 S: 5 / H: 0 LOB: 0 BB: 0 P: 5	R: 0 E: 0 K: 0 S: 4 / H: 1 LOB: 1 BB: 0 P: 4	R: 1 E: 0 K: 1 S: 7 / H: 2 LOB: 1 BB: 0 P: 7							

PITCHER		IP	WLS	BF	H	R	ER	SO	BB	IBB	HBP	BLK	WP	HR	S	P	ERA	WHIP
Fred Norman, L (1, 1) ERA: 3.86		6.0		25	6	3	3	7	0	0	0	0	0	1	39	39	4.50	1.000
Dale Murray, R (7, 1) ERA: 6.35		1.0		4	1	0	0	0	0	0	0	0	0	0	4	4	0.00	1.000
Rawly Eastwick, R (8, 1) ERA: 1.76		2.0		6	0	0	0	1	0	0	0	0	0	0	8	8	0.00	0.000
Pedro Borbon, R (10, 1) ERA: 2.61		2.0	L	9	3	1	1	1	0	0	0	0	0	0	11	11	4.50	1.500

PITCHER	IP	WLS	BF	H	R	ER	SO	BB	IBB	HBP	BLK	WP	HR	S	P	ERA	WHIP

AB	44
R	4
H	10
RBI	4
BB	0
SO	9
LOB	16

1B: 5	SF: 0	WP: 0	PA: 44
2B: 4	SAC: 0	PB: 0	
3B: 0	DP: 0	SB: 0	
HR: 1	HBP: 0	CS: 0	

Batter	1	2	3	4	5	6	7	8	9	10	11	AB	R	H	RBI	BB	SO	LOB
Pete Rose, S (1, 5) OBP: 0.393, SLG: 0.449	4-3		FC 1-2		F9		F8			F8	6-3	6	0	0	0	0	0	2
Ken Griffey, L (1, 9) OBP: 0.381, SLG: 0.461	F7		F9			2B 1B 1B		F7		1B 1B		5	1	2	0	0	0	2
Joe Morgan, L (1, 4) OBP: 0.430, SLG: 0.480	F8			HR		1B 1-3 SF8 2B		PB S 1B		IBB 1-3 1B		5	2	4	1	0	0	0
Dan Driessen, L (1, 3) OBP: 0.354, SLG: 0.455		K		E S CS 1B		1B IBB		F7 1-3		FC4 1-2 IBB		3	0	1	0	2	1	1
George Foster, R (1, 7) OBP: 0.365, SLG: 0.437		K HBP		P4 1-3		L5		IBB		P7		3	0	0	0	1	0	7
Cesar Geronimo, L (1, 8) OBP: 0.269, SLG: 0.355		K 1-2		F8		PO 1-2 2-3 3-H 1B		P5		FC4 1-2f		5	0	1	1	0	1	7
Dave Concepcion, R (1, 6) OBP: 0.293, SLG: 0.295			P4	BB		SF8 3-H			K		S 1B	3	0	1	1	1	1	0
Bill Plummer, R (1, 2) OBP: 0.283, SLG: 0.256 Johnny Bench, R (6, PH) OBP: 0.301, SLG: 0.513 (7, 2)			FC3-6 1B	CS 3-H	4-3	PO 1-2	P5		K		F2 1-2	2 3	0 0	1 0	0 0	0 0	0 1	0 1
Fred Norman, S (1, 1) OBP: 0.150, SLG: 0.150 Dale Murray, R (7, 1) Champ Summers, L (7, PH) OBP: 0.143, SLG: 0.357 Rawly Eastwick, R (8, 1) OBP: 0.333, SLG: 0.333 Mike Lum, L (9, PH) OBP: 0.217, SLG: 0.238 Pedro Borbon, R (10, 1) OBP: 0.600, SLG: 0.800 Bob Bailey, R (11, PH) OBP: 0.308, SLG: 0.333			FC3-6 FC 1-2f		K2-3		K		F7		K	2 0 1 0 1 0 0	0 0 0 0 0 0 0	0 0 0 0 0 0 0	0 0 0 0 0 0 0	0 0 1 0 0 0 0	1 0 0 0 0 0 0	1 0 0 0 0 0 0
Inning Stats	R: 0 E: 0 K: 0 S: 3 H: 0 LOB: 0 BB: 0 P: 3	R: 0 E: 0 K: 2 S: 6 H: 0 LOB: 0 BB: 0 P: 7	R: 0 E: 0 K: 0 S: 5 H: 1 LOB: 2 BB: 0 P: 5	R: 1 E: 0 K: 0 S: 4 H: 2 LOB: 1 BB: 1 P: 8	R: 0 E: 0 K: 1 S: 5 H: 0 LOB: 0 BB: 0 P: 5	R: 2 E: 0 K: 0 S: 5 H: 3 LOB: 1 BB: 1 P: 9	R: 0 E: 0 K: 1 S: 5 H: 0 LOB: 0 BB: 0 P: 5	R: 0 E: 0 K: 0 S: 4 H: 1 LOB: 2 BB: 1 P: 8	R: 0 E: 0 K: 2 S: 7 H: 0 LOB: 0 BB: 0 P: 7	R: 0 E: 0 K: 0 S: 5 H: 2 LOB: 3 BB: 1 P: 9	R: 0 E: 0 K: 1 S: 6 H: 1 LOB: 1 BB: 0 P: 6	1B: 8 2B: 1 3B: 0 HR: 1	SF: 1 SAC: 0 DP: 0 HBP: 1	WP: 0 PB: 1 SB: 3 CS: 1	PA: 48		

PITCHER		IP	WLS	BF	H	R	ER	SO	BB	IBB	HBP	BLK	WP	HR	S	P	ERA	WHIP
Nino Espinosa, R ERA: 4.17	(1, 1)	5.0		21	5	3	3	3	1	0	1	0	0	1	25	30	5.40	1.200
Skip Lockwood, R ERA: 3.66	(6, 1)	4.0		15	2	0	0	3	0	2	0	0	0	0	19	27	0.00	0.500
Jackson Todd, R ERA: 1.76	(10, 1)	2.0	W	10	3	0	0	1	0	1	0	0	0	0	11	15	0.00	1.500

PITCHER	IP	WLS	BF	H	R	ER	SO	BB	IBB	HBP	BLK	WP	HR	S	P	ERA	WHIP

BOTTOM

New York Mets @ Cincinnati Reds

Riverfront Stadium, Cincinnati, OH

Sun May 22 1977, 3:38 AM EDT

Att. 38,419 - Unknown

AB	40
R	3
H	10
RBI	3
BB	4
SO	7
LOB	22

livebaseballscorecards.com

New York Mets @ Pittsburgh Pirates

Three Rivers Stadium, Pittsburgh, PA

Tue May 24 1977, 7:05 PM EDT

Att. 9,309 - Unknown

TOP

livebaseballscorecards.com

Batter	1	2	3	4	5	6	7	8	9	AB	R	H	RBI	BB	SO	LOB
Lee Mazzilli, S (1, 8) OBP: 0.319, SLG: 0.271 Bob Apodaca, R (7, 1)	K		5-3			F4	K			4	0	0	0	0	2	3
										0	0	0	0	0	0	0
Lenny Randle, S (1, 4) (7, 8) OBP: 0.434, SLG: 0.515	5-3			F8		1B S BB	K			3	0	0	0	1	1	2
Mike Vail, R (1, 9) OBP: 0.397, SLG: 0.462	K			1B 2B		1-3 1B		K		4	1	2	0	0	2	0
Dave Kingman, R (1, 7) OBP: 0.271, SLG: 0.417		K		K		K		K		4	0	0	0	0	4	3
Joe Torre, R (1, 3) OBP: 0.196, SLG: 0.306		F9		2-H 1B		F9		1-3		4	0	1	1	0	0	2
John Stearns, R (1, 2) OBP: 0.366, SLG: 0.472 Bob Myrick, R (5, 1) Felix Millan, R (7, PH) OBP: 0.245, SLG: 0.245 (7, 4)		CS 1B	K				F8		6-3	2	0	1	0	0	1	0
										0	0	0	0	0	0	0
										2	0	0	0	0	0	0
Roy Staiger, R (1, 5) OBP: 0.244, SLG: 0.333		1-2 CS	6-3		F9		BB 1B		K	4	1	1	0	0	1	0
Bud Harrelson, S (1, 6) OBP: 0.232, SLG: 0.148			6-3				1-2 BB		BB	2	0	1	0	2	0	0
Jon Matlack, L (1, 1) OBP: 0.190, SLG: 0.158 Rick Baldwin, L (4, 1) Jerry Grote, R (5, PH) OBP: 0.311, SLG: 0.273 (5, 2) Ron Hodges, L (7, PH) OBP: 0.348, SLG: 0.364 (7, 2)			2B		L8		1-3 2-H 1B		5-3	1	0	1	0	0	0	0
										0	0	0	0	0	0	0
										1	0	0	0	0	0	1
										2	0	1	1	0	0	1
Inning Stats	R: 0 E: 0 K: 2 S: 7 H: 0 LOB: 0 BB: 0 P: 7	R: 0 E: 0 K: 1 S: 5 H: 1 LOB: 0 BB: 0 P: 5	R: 0 E: 0 K: 0 S: 4 H: 1 LOB: 1 BB: 0 P: 4	R: 1 E: 0 K: 1 S: 6 H: 2 LOB: 1 BB: 0 P: 6	R: 0 E: 0 K: 1 S: 6 H: 1 LOB: 1 BB: 0 P: 6	R: 0 E: 0 K: 1 S: 6 H: 1 LOB: 2 BB: 1 P: 10	R: 1 E: 0 K: 2 S: 9 H: 2 LOB: 2 BB: 1 P: 13	R: 0 E: 0 K: 2 S: 7 H: 0 LOB: 0 BB: 0 P: 7	R: 0 E: 0 K: 1 S: 5 H: 0 LOB: 1 BB: 1 P: 9	1B: 6 2B: 2 3B: 0 HR: 0 SF: 0 SAC: 0 DP: 0 HBP: 0						

	AB	33
	R	2
	H	8
	RBI	2
	BB	3
	SO	11
	LOB	12

PITCHER	IP	WLS	BF	H	R	ER	SO	BB	IBB	HBP	BLK	WP	HR	S	P	ERA	WHIP
Jerry Reuss, L (1, 1) ERA: 5.17	6.1	W	26	7	2	2	6	2	0	0	0	0	0	36	44	2.84	1.421
Kent Tekulve, R (7, 1) ERA: 1.63	0.0		1	1	0	0	0	0	0	0	0	0	0	1	1	∞	∞
Terry Forster, L (7, 1) ERA: 3.79	2.2	S	9	0	0	0	5	1	0	0	0	0	0	18	22	0.00	0.375

PITCHER	IP	WLS	BF	H	R	ER	SO	BB	IBB	HBP	BLK	WP	HR	S	P	ERA	WHIP

WP: 0	PB: 0	SB: 1	CS: 1
PA: 37			

Batter	1	2	3	4	5	6	7	8	9	AB	R	H	RBI	BB	SO	LOB
Omar Moreno, L (1, 8) OBP: 0.317, SLG: 0.357	4-3		4-3	1-2 2-3 3-H 1B		K				4	0	1	1	0	1	1
Frank Taveras, R (1, 6) OBP: 0.303, SLG: 0.319	L6		F3	G1-2-3 3-Hf			5-3			3	0	0	0	0	0	3
Mario Mendoza, R (6, 6) OBP: 0.167, SLG: 0.167										1	0	0	0	0	0	0
Dave Parker, L (1, 9) OBP: 0.406, SLG: 0.610	S 1B		6-3		F6		K			4	0	1	0	0	1	0
Al Oliver, L (1, 7) OBP: 0.357, SLG: 0.500	5-3 1-2			5-3 1B 1B	HR		4-3			4	2	2	1	0	0	1
Bill Robinson, R (1, 3) OBP: 0.293, SLG: 0.400		2B 1B		5-3 1-2	F3			F8		4	1	1	0	0	0	1
Rennie Stennett, R (1, 4) OBP: 0.351, SLG: 0.377		1B 1-H 2B		S 1B 1B BB	F9			S 1B		3	1	2	1	1	0	0
Phil Garner, R (1, 5) OBP: 0.293, SLG: 0.390		F8		1B BB 1B 1-2 2-H 1B		1-3		F2 1-2		4	1	1	1	0	0	2
Duffy Dyer, R (1, 2) OBP: 0.432, SLG: 0.455		G6-4-3 2-3 1B		1B 1B G1-2-3 1-2 2-3 BB		FC BB		K		2	0	1	0	2	1	1
Jerry Reuss, L (1, 1) OBP: 0.250, SLG: 0.211		G6-4-3 1-2f		1B 1-2 2-3 3-H 1B		FC 1-2				3	0	1	1	0	0	3
Kent Tekulve, R (7, 1) OBP: 0.500, SLG: 0.500										0	0	0	0	0	0	0
Terry Forster, L (7, 1) OBP: 0.333, SLG: 0.333										0	0	0	0	0	0	0
Inning Stats	R: 0 E: 0 K: 0 S: 4 H: 1 LOB: 1 BB: 0 P: 4	R: 1 E: 0 K: 0 S: 5 H: 3 LOB: 1 BB: 0 P: 5	R: 0 E: 0 K: 0 S: 3 H: 0 LOB: 0 BB: 0 P: 3	R: 3 E: 0 K: 0 S: 6 H: 4 LOB: 2 BB: 2 P: 14	R: 1 E: 0 K: 0 S: 4 H: 1 LOB: 0 BB: 0 P: 4	R: 0 E: 0 K: 1 S: 7 H: 0 LOB: 1 BB: 1 P: 11	R: 0 E: 0 K: 1 S: 5 H: 0 LOB: 0 BB: 0 P: 5	R: 0 E: 0 K: 1 S: 6 H: 1 LOB: 1 BB: 0 P: 6		1B: 8 2B: 1 3B: 0 HR: 1 SF: 0 SAC: 0 DP: 2 HBP: 0					WP: 1 PB: 0 SB: 3 CS: 0 PA: 35	

PITCHER		IP	WLS	BF	H	R	ER	SO	BB	IBB	HBP	BLK	WP	HR	S	P	ERA	WHIP
Jon Matlack, L ERA: 3.82	(1, 1)	3.1	L	19	8	4	4	0	2	0	0	0	0	0	17	25	10.80	3.000
Rick Baldwin, R ERA:	(4, 1)	0.2		1	0	0	0	0	0	0	0	0	0	0	1	1	0.00	0.000
Bob Myrick, L ERA: 3.63	(5, 1)	2.0		8	1	1	1	2	1	0	0	0	1	1	11	15	4.50	1.000
Bob Apodaca, R ERA: 3.48	(7, 1)	2.0		7	1	0	0	2	0	0	0	0	0	0	11	11	0.00	0.500

PITCHER	IP	WLS	BF	H	R	ER	SO	BB	IBB	HBP	BLK	WP	HR	S	P	ERA	WHIP

BOTTOM

New York Mets @ Pittsburgh Pirates

Three Rivers Stadium, Pittsburgh, PA

Tue May 24 1977, 7:05 PM EDT

Att. 9,309 - Unknown

livebaseballscorecards.com

AB	32
R	5
H	10
RBI	5
BB	3
SO	3
LOB	12

Batter	1	2	3	4	5	6	7	8	9	AB	R	H	RBI	BB	SO	LOB
Lee Mazzilli, S (1, 8) OBP: 0.310, SLG: 0.262	1-3		K		4-3 2-3		4-3	1-3		5	0	0	0	0	1	3
Lenny Randle, S (1, 4) OBP: 0.407, SLG: 0.479	K		4-3		G3		4-3		6-3	5	0	0	0	0	1	1
John Milner, L (1, 3) OBP: 0.323, SLG: 0.518	2B		1B		K		2B		4-3	5	1	3	0	0	1	1
John Stearns, R (1, 2) OBP: 0.367, SLG: 0.473	4-3		K			5-3	2B 2-H		BB	4	0	1	1	1	1	2
Mike Vail, R (1, 9) OBP: 0.371, SLG: 0.429		F8		5-3		6-3	6-3		K	4	0	0	0	0	0	1
Skip Lockwood, R (7, 1) OBP: 0.500, SLG: 0.500										0	0	0	0	0	0	0
Dave Kingman, R (9, PH) OBP: 0.269, SLG: 0.414										1	0	0	0	0	1	1
Bruce Boisclair, L (1, 7) OBP: 0.384, SLG: 0.403		4-3 2B		BLK		1B		L4		4	1	3	0	0	0	0
Mike Phillips, L (1, 6) OBP: 0.200, SLG: 0.235		4-3 2-3		K 1-2		4-3		4-3		4	0	0	0	0	1	3
Roy Staiger, R (1, 5) OBP: 0.266, SLG: 0.385		2B 3-H		5-3			HR	2B		4	1	3	1	0	0	1
Tom Seaver, R (1, 1) OBP: 0.200, SLG: 0.167		K			E8 4-3					2	0	1	0	0	1	1
Ed Kranepool, L (7, PH) OBP: 0.367, SLG: 0.592 (7, 9)					1B		HR 2-H	IBB		1	1	1	2	1	0	0
Inning Stats	R: 0 E: 0 K: 1 S: 6 H: 1 LOB: 1 BB: 0 P: 6	R: 1 E: 0 K: 1 S: 7 H: 2 LOB: 1 BB: 0 P: 7	R: 0 E: 0 K: 2 S: 8 H: 1 LOB: 1 BB: 0 P: 8	R: 0 E: 0 K: 1 S: 6 H: 1 LOB: 1 BB: 0 P: 6	R: 0 E: 1 K: 1 S: 6 H: 1 LOB: 1 BB: 0 P: 6	R: 0 E: 0 K: 0 S: 4 H: 1 LOB: 1 BB: 0 P: 4	R: 3 E: 0 K: 0 S: 7 H: 4 LOB: 1 BB: 0 P: 7	R: 0 E: 0 K: 0 S: 4 H: 1 LOB: 2 BB: 1 P: 8	R: 0 E: 0 K: 1 S: 5 H: 0 LOB: 1 BB: 1 P: 9	1B: 4 2B: 7 3B: 0 HR: 1 SF: 0 SAC: 0 DP: 0 HBP: 0						

PITCHER		IP	WLS	BF	H	R	ER	SO	BB	IBB	HBP	BLK	WP	HR	S	P	ERA	WHIP
Larry Christenson, R ERA: 4.75	(1, 1)	6.2		30	10	4	4	6	0	0	0	1	0	1	42	42	5.40	1.500
Warren Brusstar, R ERA: 2.63	(7, 1)	0.1		2	1	0	0	0	0	0	0	0	0	0	2	2	0.00	3.000
Gene Garber, R ERA: 2.7	(8, 1)	2.0	W	9	1	0	0	1	1	1	0	0	0	0	9	17	0.00	1.000

PITCHER	IP	WLS	BF	H	R	ER	SO	BB	IBB	HBP	BLK	WP	HR	S	P	ERA	WHIP

TOP

New York Mets @ Philadelphia Phillies

Veterans Stadium, Philadelphia, PA

Fri May 27 1977, 7:05 PM EDT

Att. 28,365 - Unknown

livebaseballscorecards.com

AB	39
R	4
H	12
RBI	4
BB	2
SO	7
LOB	14

PA: 41

WP: 0
PB: 0
SB: 0
CS: 0

BOTTOM

Batter	1	2	3	4	5	6	7	8	9	AB	R	H	RBI	BB	SO	LOB
Garry Maddox, R (1, 8) OBP: 0.298, SLG: 0.414	0-0 FC5-4 1B	0-0 F9 ②			0-0 P3 ①		0-0 F8 ②			4	0	1	0	0	0	1
Jay Johnstone, L (1, 9) OBP: 0.359, SLG: 0.410	0-0 FC5-4 ① 1B 1B 1-2f	0-0 F7 ③			B B B 4-0 CS BB		0-0 F7 ③			3	1	0	0	1	0	2
Mike Schmidt, R (1, 5) OBP: 0.351, SLG: 0.448 Terry Harmon, R (8, PR) OBP: 0.263, SLG: 0.375 (9, 5)	0-0 F7 ②		S S S 0-3 K ①		0-0 F8 ② ③ 1-2			0-0 G3 SF8 2B		4 0	0 1	1 0	0 0	0 0	1 0	2 0
Richie Hebner, L (1, 3) OBP: 0.372, SLG: 0.443 Jerry Martin, R (9, 7) OBP: 0.323, SLG: 0.368	0-0 1B 1B 1-3 1B		0-0 4-3 1B			0-0 HR 1B		0-0 G3 ① 2-3		4 0	2 0	3 0	0 0	0 0	0 0	1 0
Tom Hutton, L (1, 7) OBP: 0.333, SLG: 0.400 (9, 3)	0-0 1B 1-3 3-H 1B		0-0 4-3 ② 1-2			0-0 1-H HR		0-0 SF8 ② 3-H		3	1	2	4	0	0	1
Bob Boone, R (1, 2) OBP: 0.349, SLG: 0.372	0-0 1-2 3-H 1B		S S S 0-3 K ③			0-0 P4 ①		0-0 F8 ③		4	0	1	1	0	1	2
Ted Sizemore, R (1, 4) OBP: 0.348, SLG: 0.345	0-0 F7 ③			0-0 F3 ①		0-0 F9 ②				3	0	0	0	0	0	2
Larry Bowa, S (1, 6) OBP: 0.285, SLG: 0.348		0-0 3-1 ①		0-0 4-3 ②		0-0 1-3 ③				3	0	0	0	0	0	0
Larry Christenson, R (1, 1) OBP: 0.227, SLG: 0.190 Warren Brusstar, R (7, 1) Tim McCarver, L (7, PH) OBP: 0.391, SLG: 0.513 Gene Garber, R (8, 1)		B B B 4-0 BB		S S S 0-3 K ③			0-0 F8 ①			1 0 1 0	0 0 0 0	0 0 0 0	0 0 0 0	1 0 0 0	1 0 0 0	0 0 0 0
Inning Stats	R: 2 E: 0 K: 0 S: 7 H: 4 LOB: 2 BB: 0 P: 7	R: 0 E: 0 K: 0 S: 3 H: 0 LOB: 1 BB: 1 P: 7	R: 0 E: 0 K: 2 S: 8 H: 1 LOB: 1 BB: 0 P: 8	R: 0 E: 0 K: 1 S: 5 H: 0 LOB: 0 BB: 0 P: 5	R: 0 E: 0 K: 0 S: 2 H: 0 LOB: 0 BB: 1 P: 6	R: 2 E: 0 K: 0 S: 5 H: 2 LOB: 0 BB: 0 P: 5	R: 0 E: 0 K: 0 S: 3 H: 0 LOB: 0 BB: 0 P: 3	R: 1 E: 0 K: 0 S: 4 H: 1 LOB: 1 BB: 0 P: 4		1B: 6 2B: 1 3B: 0 HR: 1	SF: 1 SAC: 0 DP: 0 HBP: 0			WP: 0 PB: 0 SB: 0 CS: 1	PA: 33		

PITCHER		IP	WLS	BF	H	R	ER	SO	BB	IBB	HBP	BLK	WP	HR	S	P	ERA	WHIP
Tom Seaver, R ERA: 3.41	(1, 1)	6.0		26	7	4	4	3	2	0	0	0	0	1	30	38	6.00	1.500
Skip Lockwood, R ERA: 3.74	(7, 1)	2.0	L	7	1	1	1	0	0	0	0	0	0	0	7	7	4.50	0.500

PITCHER	IP	WLS	BF	H	R	ER	SO	BB	IBB	HBP	BLK	WP	HR	S	P	ERA	WHIP

New York Mets @ Philadelphia Phillies

Veterans Stadium, Philadelphia, PA

Fri May 27 1977, 7:05 PM EDT

Att. 28,365 - Unknown

livebaseballscorecards.com

AB	30
R	5
H	8
RBI	5
BB	2
SO	3
LOB	11

Batter	1	2	3	4	5	6	7	8	9	10	AB	R	H	RBI	BB	SO	LOB
Lenny Randle, S (1, 4) (10, 8) OBP: 0.419, SLG: 0.481	G3-6-1 1B		4-3		F8		SH1-3 1B BB		G3 SH1-3 1B		4	1	2	0	1	0	0
Bruce Boisclair, L (1, 7) OBP: 0.382, SLG: 0.400	G3-6-1 1-2f		CS 1B		K		SH1-3 1-2		SH1-3 1-2		3	0	1	0	0	1	1
John Milner, L (1, 3) OBP: 0.327, SLG: 0.500	3-1		4-3 1-2			1B 1B BB	1B E BB		G3 2-3		3	1	0	0	2	0	2
Ed Kranepool, L (1, 9) OBP: 0.360, SLG: 0.581		4-3		F9		1B 1-2 1B	E 1-3 2-H 1B		K		2	0	0	0	0	0	0
Mike Vail, R (6, PH) (6, 9) OBP: 0.385, SLG: 0.441											3	0	2	1	0	1	1
John Stearns, R (1, 2) OBP: 0.368, SLG: 0.466		FC4 HBP		E 1B		F4	E8 1-3 3-H			K	4	0	1	0	0	1	3
Roy Staiger, R (1, 5) OBP: 0.253, SLG: 0.365		FC4 1B 1B 1-2f		E5 1-2		P4	6-3			6-3	5	0	0	0	0	0	6
Lee Mazzilli, S (1, 8) OBP: 0.313, SLG: 0.266				F8				6-3		E5 S	5	0	2	0	0	0	2
Skip Lockwood, R (10, 1) OBP: 0.500, SLG: 0.500		FC5 1B 1-2 1B				1-2 2-3 1B					0	0	0	0	0	0	0
Mike Phillips, L (1, 6) OBP: 0.208, SLG: 0.243				4-3		F8		F9		4-3 1-2	2	0	1	0	0	0	2
Dave Kingman, R (6, PH) OBP: 0.268, SLG: 0.411		1-2 2-3 1B									1	0	0	0	0	0	3
Bud Harrelson, S (6, 6) OBP: 0.228, SLG: 0.144											2	0	0	0	0	0	1
Jerry Koosman, R (1, 1) OBP: 0.103, SLG: 0.214		FC5 2-3f			6-3		K	K			4	0	0	0	0	2	3
Felix Millan, R (10, 4) OBP: 0.245, SLG: 0.245											0	0	0	0	0	0	0
Inning Stats	R: 0 E: 0 K: 0 S: 3 H: 1 LOB: 0 BB: 0 P: 3	R: 0 E: 0 K: 0 S: 5 H: 2 LOB: 3 BB: 0 P: 6	R: 0 E: 0 K: 0 S: 3 H: 1 LOB: 0 BB: 0 P: 3	R: 0 E: 1 K: 0 S: 5 H: 1 LOB: 2 BB: 0 P: 5	R: 0 E: 0 K: 1 S: 5 H: 0 LOB: 0 BB: 0 P: 5	R: 0 E: 0 K: 0 S: 5 H: 2 LOB: 3 BB: 1 P: 9	R: 2 E: 1 K: 1 S: 7 H: 1 LOB: 2 BB: 2 P: 15	R: 0 E: 0 K: 1 S: 5 H: 0 LOB: 0 BB: 0 P: 5	R: 0 E: 0 K: 1 S: 6 H: 1 LOB: 1 BB: 0 P: 6	R: 0 E: 1 K: 1 S: 6 H: 0 LOB: 1 BB: 0 P: 6	1B: 9 2B: 0 3B: 0 HR: 0 SF: 0 SAC: 2 DP: 1 HBP: 1						

PITCHER	IP	WLS	BF	H	R	ER	SO	BB	IBB	HBP	BLK	WP	HR	S	P	ERA	WHIP
Jim Lonborg, R (1, 1) ERA:	4.0		17	5	0	0	0	0	0	1	0	0	0	16	17	0.00	1.250
Tom Underwood, L (5, 1) ERA: 4.97	4.2		22	4	2	1	3	3	0	0	0	0	0	25	37	1.93	1.500
Gene Garber, R (9, 1) ERA: 2.67	0.1		1	0	0	0	1	0	0	0	0	0	0	3	3	0.00	0.000
Ron Reed, R (10, 1) ERA: 2.53	1.0	W	4	0	0	0	1	0	0	0	0	0	0	6	6	0.00	0.000

PITCHER	IP	WLS	BF	H	R	ER	SO	BB	IBB	HBP	BLK	WP	HR	S	P	ERA	WHIP

TOP

New York Mets @ Philadelphia Phillies

Veterans Stadium, Philadelphia, PA

Sat May 28 1977, 7:05 PM EDT

Att. 31,234 - Unknown

livebaseballscorecards.com

AB	38
R	2
H	9
RBI	1
BB	3
SO	5
LOB	24

WP: 0 PB: 0 SB: 1 CS: 1 PA: 44

Batter	1	2	3	4	5	6	7	8	9	10	AB	R	H	RBI	BB	SO	LOB
Garry Maddox, R (1, 8) OBP: 0.303, SLG: 0.416	CI G4-6-3 1B		FC4 1B	1B 1-2 2-3 3-H		L4			6-3		4	0	2	1	0	0	2
Ted Sizemore, R (1, 4) OBP: 0.357, SLG: 0.355	G4-6-3 1-2 1B		FC4 1-2 1B	6-3			G3		1B 1B		5	0	3	0	0	0	3
Jerry Martin, R (1, 9) OBP: 0.314, SLG: 0.355	G4-6-3 1-2f 2-3		FC4 1-2f 2-3		5-3		F7		FC5-4 1-2 1B		5	0	1	0	0	0	4
Ollie Brown, R (1, 7) OBP: 0.148, SLG: 0.192	K		K		F5		4-3		FC5-4 1-2f		5	0	0	0	0	2	5
Bob Boone, R (1, 2) OBP: 0.359, SLG: 0.407		F9		1B BB FC6-2 1B	F8			HR		HR 1B	5	2	3	1	0	0	0
Richie Hebner, L (1, 3) OBP: 0.385, SLG: 0.476		HBP		FC6-2 1B 1-2 1B BB		F9		F8		1-H HR	3	2	1	2	1	0	0
Terry Harmon, R (1, 5) OBP: 0.261, SLG: 0.350		F9		1B FC6-2 1-2 2-3 1B		K		F8			4	0	1	0	0	1	1
Larry Bowa, S (1, 6) OBP: 0.284, SLG: 0.345		F9		FC6-2 1B 1-2 2-3 3-Hf		BB 1B		K			4	0	1	0	0	1	4
Jim Lonborg, R (1, 1) Davey Johnson, R (4, PH) OBP: 0.404, SLG: 0.651 Tom Underwood, R (5, 1) Gene Garber, R (9, 1) Mike Schmidt, R (9, PH) OBP: 0.349, SLG: 0.445 Ron Reed, R (10, 1)			K	P6		BB 1-2			K		1 1 0 0 1 0	0 0 0 0 0 0	0 0 0 0 0 0	0 0 1 0 0 0	1 0 0 0 0 0	0 0 0 0 1 0	0 3 0 0 0 0
Inning Stats	R: 0 E: 1 K: 1 S: 6 H: 1 LOB: 1 BB: 0 P: 6	R: 0 E: 0 K: 0 S: 3 H: 0 LOB: 1 BB: 0 P: 4	R: 0 E: 0 K: 2 S: 9 H: 2 LOB: 2 BB: 0 P: 9	R: 1 E: 0 K: 0 S: 6 H: 3 LOB: 3 BB: 1 P: 10	R: 0 E: 0 K: 0 S: 3 H: 0 LOB: 0 BB: 0 P: 3	R: 0 E: 0 K: 1 S: 6 H: 1 LOB: 2 BB: 1 P: 10	R: 0 E: 0 K: 0 S: 3 H: 0 LOB: 0 BB: 0 P: 3	R: 1 E: 0 K: 1 S: 6 H: 1 LOB: 0 BB: 0 P: 6	R: 0 E: 0 K: 1 S: 7 H: 2 LOB: 2 BB: 0 P: 7	R: 2 E: 0 K: 0 S: 2 H: 2 LOB: 0 BB: 0 P: 2	1B: 10 2B: 0 3B: 0 HR: 2	SF: 0 SAC: 0 DP: 1 HBP: 1	WP: 0 PB: 0 SB: 0 CS: 0	PA: 42				

PITCHER		IP	WLS	BF	H	R	ER	SO	BB	IBB	HBP	BLK	WP	HR	S	P	ERA	WHIP
Jerry Koosman, L ERA: 2.74	(1, 1)	9.0		40	10	2	2	6	2	0	1	0	0	1	49	58	2.00	1.333
Skip Lockwood, R ERA: 4.57	(10, 1)	0.0	L	2	2	2	2	0	0	0	0	0	0	1	2	2	∞	∞

PITCHER	IP	WLS	BF	H	R	ER	SO	BB	IBB	HBP	BLK	WP	HR	S	P	ERA	WHIP

BOTTOM

New York Mets @ Philadelphia Phillies

Veterans Stadium, Philadelphia, PA

Sat May 28 1977, 7:05 PM EDT
Att. 31,234 - Unknown

livebaseballscorecards.com

AB	38
R	4
H	12
RBI	4
BB	2
SO	6
LOB	22

Batter	1	2	3	4	5	6	7	8	9	AB	R	H	RBI	BB	SO	LOB
Lenny Randle, S (1, 4) OBP: 0.411, SLG: 0.469	2B HR 1B		F8		5-3			G4-6-3 1-2f		4	1	1	0	0	0	1
Bruce Boisclair, L (1, 7) OBP: 0.376, SLG: 0.405	1-3 HR 2B		K		4-3			K		4	1	1	0	0	2	0
Mike Vail, R (1, 9) OBP: 0.382, SLG: 0.484 Ed Kranepool, L (9, PH) OBP: 0.366, SLG: 0.585	2-H 3-H HR		5-3			F9			WP HR 1B	3 1	1 1	1 1	3 0	0 0	0 0	0 0
Dave Kingman, R (1, 3) OBP: 0.263, SLG: 0.403 John Milner, L (6, 3) OBP: 0.333, SLG: 0.539	K			5-3		5-3			1-H HR	3 1	0 1	0 1	0 2	0 0	1 0	0 0
Jerry Grote, R (1, 2) OBP: 0.313, SLG: 0.310 Ron Hodges, L (9, PH) OBP: 0.375, SLG: 0.391	5-3			3B		6-3			CS 1B 1B	3 1	0 0	1 1	0 0	0 0	0 0	0 0
Lee Mazzilli, S (1, 8) OBP: 0.311, SLG: 0.266	P1			L5			F7		CS 1-2 1B	4	0	1	0	0	0	1
Roy Staiger, R (1, 5) OBP: 0.243, SLG: 0.350		F8		6-3			F8		K 1-2 2-3	4	0	0	0	0	1	3
Bud Harrelson, S (1, 6) OBP: 0.231, SLG: 0.183 Bob Apodaca, R (7, 1) John Stearns, R (9, PH) OBP: 0.366, SLG: 0.462		K			HR		4-3		K	3 0 1	1 0 0	1 0 0	1 0 0	0 0 1	1 0 1	0 0 1
Jon Matlack, L (1, 1) OBP: 0.174, SLG: 0.143 Mike Phillips, L (7, 6) OBP: 0.219, SLG: 0.243		4-3			6-3			G4-6-3 BB		2 0	0 0	0 0	0 0	0 1	0 0	0 0
Inning Stats	R: 3 H: 3 E: 0 LOB: 0 K: 1 BB: 0 S: 8 P: 8	R: 0 H: 0 E: 0 LOB: 0 K: 1 BB: 0 S: 5 P: 5	R: 0 H: 0 E: 0 LOB: 0 K: 1 BB: 0 S: 5 P: 5	R: 0 H: 1 E: 0 LOB: 1 K: 0 BB: 0 S: 4 P: 4	R: 1 H: 1 E: 0 LOB: 0 K: 0 BB: 0 S: 4 P: 4	R: 0 H: 0 E: 0 LOB: 0 K: 0 BB: 0 S: 3 P: 3	R: 0 H: 0 E: 0 LOB: 0 K: 0 BB: 0 S: 3 P: 3	R: 0 H: 0 E: 0 LOB: 0 K: 1 BB: 1 S: 4 P: 8	R: 2 H: 4 E: 0 LOB: 1 K: 2 BB: 0 S: 10 P: 10	1B: 4 SF: 0 2B: 1 SAC: 0 3B: 1 DP: 1 HR: 3 HBP: 0						

PITCHER	IP	WLS	BF	H	R	ER	SO	BB	IBB	HBP	BLK	WP	HR	S	P	ERA	WHIP
Jim Kaat, L (1, 1) ERA: 7.42	5.0	W	20	5	4	4	3	0	0	0	0	0	2	26	26	7.20	1.000
Warren Brusstar, R (6, 1) ERA: 2.45	1.0		3	0	0	0	0	0	0	0	0	0	0	3	3	0.00	0.000
Wayne Twitchell, R (7, 1) ERA: 4.43	2.0		8	2	2	2	1	1	0	0	0	1	1	9	13	9.00	1.500
Gene Garber, R (9, 1) ERA: 2.57	1.0	S	4	2	0	0	2	0	0	0	0	0	0	8	8	0.00	2.000

PITCHER	IP	WLS	BF	H	R	ER	SO	BB	IBB	HBP	BLK	WP	HR	S	P	ERA	WHIP

TOP

New York Mets @ Philadelphia Phillies

Veterans Stadium, Philadelphia, PA

Sun May 29 1977, 3:33 AM EDT

Att. 43,279 - Unknown

livebaseballscorecards.com

AB	34
R	6
H	9
RBI	6
BB	1
SO	6
LOB	6

WP: 1	PA: 35
PB: 0	
SB: 0	
CS: 2	

Batter	1	2	3	4	5	6	7	8	9	AB	R	H	RBI	BB	SO	LOB
Garry Maddox, R (1, 8) OBP: 0.307, SLG: 0.429	E4 G6-4-3 1B 2B	1-3 1B 2B		1B 2B		5-3 ②				4	3	2	0	0	0	0
Ted Sizemore, R (1, 4) OBP: 0.368, SLG: 0.362	1-2 G6-4-3 1B	B B B 4-0 1B E BB		2-H 1B		6-3 ③				3	1	2	1	1	0	0
Davey Johnson, R (1, 3) OBP: 0.412, SLG: 0.638 Tom Hutton, L (8, 3) OBP: 0.333, SLG: 0.400	G6-4-3 ①② 1-2f 2-3	E 1-3 2-H 3-H 1B		S S S K ②			G5-4-3 1B			4 0	0 0	2 0	2 0	0 0	1 0	3 0
Ollie Brown, R (1, 7) OBP: 0.161, SLG: 0.233	3-H 2B	E5 FC5-4 1-2 3-H		F9 ③			G5-4-3 ①② 1-2f			4	0	1	1	0	0	3
Bob Boone, R (1, 2) OBP: 0.356, SLG: 0.402	F7 ③	FC5-4 ③ 1-2f			F8 ①		1B			4	0	1	0	0	0	3
Jerry Martin, R (1, 9) OBP: 0.311, SLG: 0.394		HR	S S S K ①		6-3 ②		P6 ③			4	1	1	1	0	1	1
Terry Harmon, R (1, 5) OBP: 0.222, SLG: 0.292		6-3 ①	F8 ②		F9 ③			F9 ①		4	0	0	0	0	0	0
Larry Bowa, S (1, 6) OBP: 0.283, SLG: 0.349		S S S K ②	6-3 ③			S SF8 2B		4-3 ②		4	1	1	0	0	1	0
Jim Kaat, L (1, 1) OBP: 0.111, SLG: 0.111 Warren Brusstar, R (6, 1) Mike Schmidt, R (6, PH) OBP: 0.347, SLG: 0.445 Wayne Twitchell, R (7, 1) OBP: 0.167, SLG: 0.091 Gene Garber, R (9, 1)	S S S K 2B 1B	1-3 ①		SF8 ① 2-H			K ③			2 0 0 1 0	1 0 0 0 0	0 0 0 0 0	0 0 1 0 0	0 0 0 0 0	1 0 0 1 0	0 0 0 0 0
Inning Stats	R: 1 E: 1 K: 0 S: 5 H: 2 LOB: 1 BB: 0 P: 5	R: 4 E: 1 K: 2 S: 12 H: 3 LOB: 2 BB: 1 P: 16	R: 0 E: 0 K: 1 S: 5 H: 0 LOB: 0 BB: 0 P: 5	R: 1 E: 0 K: 1 S: 7 H: 2 LOB: 1 BB: 0 P: 7	R: 0 E: 0 K: 0 S: 3 H: 0 LOB: 0 BB: 0 P: 3	R: 1 E: 0 K: 0 S: 4 H: 1 LOB: 0 BB: 0 P: 4	R: 0 E: 0 K: 0 S: 4 H: 2 LOB: 1 BB: 0 P: 4	R: 0 E: 0 K: 1 S: 5 H: 0 LOB: 0 BB: 0 P: 5		1B: 5 2B: 4 3B: 0 HR: 1	SF: 1 SAC: 0 DP: 2 HBP: 0		WP: 1 PB: 0 SB: 1 CS: 0	PA: 36		

PITCHER		IP	WLS	BF	H	R	ER	SO	BB	IBB	HBP	BLK	WP	HR	S	P	ERA	WHIP
Jon Matlack, L ERA: 4.13	(1, 1)	6.0	L	29	8	7	5	4	1	0	0	0	1	1	36	40	7.50	1.500
Bob Apodaca, R ERA: 3.18	(7, 1)	2.0		7	2	0	0	1	0	0	0	0	0	0	9	9	0.00	1.000

PITCHER	IP	WLS	BF	H	R	ER	SO	BB	IBB	HBP	BLK	WP	HR	S	P	ERA	WHIP

BOTTOM

New York Mets @ Philadelphia Phillies

Veterans Stadium, Philadelphia, PA

Sun May 29 1977, 3:33 AM EDT

Att. 43,279 - Unknown

livebaseballscorecards.com

AB	34
R	7
H	10
RBI	6
BB	1
SO	5
LOB	10

Montreal Expos @ New York Mets

Shea Stadium, Flushing, NY

Mon May 30 1977, 3:33 AM EDT

Unknown

TOP

livebaseballscorecards.com

Batter	1	2	3	4	5	6	7	8	9	AB	R	H	RBI	BB	SO	LOB
Dave Cash, R (1, 4) OBP: 0.328, SLG: 0.355	F8		4-1		F7		1B 1B 1B	FC6-4 1B		5	1	2	0	0	0	0
Chris Speier, R (1, 6) OBP: 0.281, SLG: 0.310	2B		BBBB BB			HR 1B	1-3 E 1B 1B	1-2f FC6-4 ③		4	2	3	0	1	0	1
Andre Dawson, R (1, 9) OBP: 0.278, SLG: 0.313	P4		F7			SSS K ①	1-H 3-H E9 1B		SSS K ①	5	1	1	1	0	2	3
Tony Perez, R (1, 3) OBP: 0.320, SLG: 0.419	1-3			F8		1-H HR	BBBB 1B BB		BBBB BB	3	1	1	2	2	0	1
Warren Cromartie, L (1, 7) OBP: 0.333, SLG: 0.432		F7		4-3		HBP 1B	1-2 1B		F7	5	0	2	0	0	0	1
Larry Parrish, R (1, 5) OBP: 0.327, SLG: 0.403		FC4-6 1B		1B		H 1-0 1-2 HBP	SSS 0-3 K		F7	4	0	2	0	0	1	3
Wayne Garrett, L (9, 5) OBP: 0.233, SLG: 0.321										0	0	0	0	0	0	0
Del Unser, L (1, 8) OBP: 0.367, SLG: 0.554		FC4-6 1-2f		SSS K		F2	F7			4	0	0	0	0	1	6
Barry Foote, R (1, 2) OBP: 0.313, SLG: 0.500		SSS K		6-3		SSS K		SSS K		4	0	0	0	0	3	3
Steve Rogers, R (1, 1) OBP: 0.147, SLG: 0.121			SSS K	4-3			SSS K	5-3		4	0	0	0	0	2	0
Inning Stats	R: 0 E: 0 K: 0 S: 4 H: 1 LOB: 1 BB: 0 P: 4	R: 0 E: 0 K: 1 S: 6 H: 1 LOB: 1 BB: 0 P: 6	R: 0 E: 0 K: 1 S: 5 H: 0 LOB: 1 BB: 1 P: 9	R: 0 E: 0 K: 1 S: 6 H: 1 LOB: 1 BB: 0 P: 6	R: 0 E: 0 K: 0 S: 3 H: 0 LOB: 0 BB: 0 P: 3	R: 2 E: 0 K: 2 S: 10 H: 3 LOB: 2 BB: 0 P: 11	R: 3 E: 1 K: 2 S: 11 H: 4 LOB: 2 BB: 1 P: 15	R: 0 E: 0 K: 1 S: 6 H: 1 LOB: 1 BB: 0 P: 6	R: 0 E: 0 K: 1 S: 5 H: 0 LOB: 1 BB: 1 P: 9	1B: 9 2B: 1 3B: 0 HR: 1 SF: 0 SAC: 0 DP: 0 HBP: 1						

	AB	38
	R	5
	H	11
	RBI	3
	BB	3
	SO	9
	LOB	18

PITCHER		IP	WLS	BF	H	R	ER	SO	BB	IBB	HBP	BLK	WP	HR	S	P	ERA	WHIP
Nino Espinosa, R ERA: 4.56	(1, 1)	6.1	L	30	9	5	5	6	1	0	1	0	0	1	40	45	7.11	1.579
Rick Baldwin, R ERA:	(7, 1)	0.2		4	1	0	0	1	1	0	0	0	0	0	5	9	0.00	3.000
Bob Myrick, L ERA: 3.33	(8, 1)	2.0		8	1	0	0	2	1	0	0	0	0	0	11	15	0.00	1.000

PITCHER	IP	WLS	BF	H	R	ER	SO	BB	IBB	HBP	BLK	WP	HR	S	P	ERA	WHIP

WP: 0 PB: 0 SB: 0 CS: 0 PA: 42

Montreal Expos @ New York Mets

Shea Stadium, Flushing, NY

Mon May 30 1977, 3:33 AM EDT

Unknown

BOTTOM

livebaseballscorecards.com

Batter	1	2	3	4	5	6	7	8	9	AB	R	H	RBI	BB	SO	LOB
Lenny Randle, S (1, 4) OBP: 0.404, SLG: 0.464	E 4-3 1B		3-1		SF9 3-H			K		3	0	1	1	0	1	0
Bruce Boisclair, L (1, 7) OBP: 0.361, SLG: 0.386	4-3 1-2		F7		F8			F7		4	0	0	0	0	0	1
John Milner, L (1, 3) OBP: 0.340, SLG: 0.527	E BB			1B BB		4-3		1-4-3		2	0	0	0	2	0	0
Ed Kranepool, L (1, 9) OBP: 0.353, SLG: 0.564	K 1-2 2-3			K		F8			1-3	4	0	0	0	0	2	3
John Stearns, R (1, 2) OBP: 0.355, SLG: 0.446	F7			K		F8			6-3	4	0	0	0	0	1	3
Lee Mazzilli, S (1, 8) OBP: 0.315, SLG: 0.267		F9		1-2 1B			BB G4-6-3		1-3	3	0	1	0	1	0	0
Mike Phillips, L (1, 6) OBP: 0.211, SLG: 0.233		1-3		K			G4-6-3 1-2f			3	0	0	0	0	1	3
Roy Staiger, R (1, 5) OBP: 0.255, SLG: 0.369		K			SH1-4 SF9 2B		1B			3	1	2	0	0	1	0
Nino Espinosa, R (1, 1)			F3		SH1-4 2-3		F8			1	0	0	0	0	0	0
Rick Baldwin, L (7, 1)										0	0	0	0	0	0	0
Ron Hodges, L (7, PH) OBP: 0.360, SLG: 0.375										1	0	0	0	0	0	1
Bob Myrick, R (8, 1)										0	0	0	0	0	0	0
Inning Stats	R: 0 E: 1 K: 1 S: 6 H: 1 LOB: 2 BB: 1 P: 10	R: 0 E: 0 K: 1 S: 5 H: 0 LOB: 0 BB: 0 P: 5	R: 0 E: 0 K: 0 S: 3 H: 0 LOB: 0 BB: 0 P: 3	R: 0 E: 0 K: 3 S: 10 H: 1 LOB: 2 BB: 1 P: 14	R: 1 E: 0 K: 0 S: 4 H: 1 LOB: 0 BB: 0 P: 4	R: 0 E: 0 K: 0 S: 3 H: 0 LOB: 0 BB: 0 P: 3	R: 0 E: 0 K: 0 S: 3 H: 1 LOB: 1 BB: 1 P: 7	R: 0 E: 0 K: 1 S: 5 H: 0 LOB: 0 BB: 0 P: 5	R: 0 E: 0 K: 0 S: 3 H: 0 LOB: 0 BB: 0 P: 3	1B: 3 2B: 1 3B: 0 HR: 0	SF: 1 SAC: 1 DP: 1 HBP: 0						

	AB	28
	R	1
	H	4
	RBI	1
	BB	3
	SO	6
	LOB	11

WP: 0 PB: 0 SB: 0 CS: 0 PA: 33

PITCHER	IP	WLS	BF	H	R	ER	SO	BB	IBB	HBP	BLK	WP	HR	S	P	ERA	WHIP
Steve Rogers, R (1, 1) ERA: 2.09	9.0	W	33	4	1	1	6	3	0	0	0	0	0	42	54	1.00	0.778

PITCHER	IP	WLS	BF	H	R	ER	SO	BB	IBB	HBP	BLK	WP	HR	S	P	ERA	WHIP

Batter	1	2	3	4	5	6	7	8	9	AB	R	H	RBI	BB	SO	LOB
Dave Cash, R (1, 4) OBP: 0.322, SLG: 0.347	6-3	F9		PO 1-2	4-3		5-3			4	0	0	0	0	0	0
Chris Speier, R (1, 6) OBP: 0.281, SLG: 0.315	1-3	K			L4 2B			K		4	0	1	0	0	2	0
Gary Carter, R (1, 2) OBP: 0.379, SLG: 0.543	1B 1B BB		5-3		BB			F8 1B BB		1	1	0	0	3	0	0
Tony Perez, R (1, 3) OBP: 0.324, SLG: 0.421	1B 1-2 1B		K		L4 2-3			1-2 1B		4	0	2	0	0	1	2
Warren Cromartie, L (1, 7) OBP: 0.337, SLG: 0.434	1-2 2-H 1B		CS 1B			F6		F8 2-3		4	0	2	1	0	0	2
Larry Parrish, R (1, 5) OBP: 0.319, SLG: 0.392	4-3		CS 1-2	5-3		F2		K		4	0	0	0	0	1	4
Del Unser, L (1, 8) OBP: 0.353, SLG: 0.531		E4 HR		6-3		F8			4-3	4	1	0	0	0	0	0
Andre Dawson, R (1, 9) OBP: 0.286, SLG: 0.359		1-H HR		2B			K		K	4	1	2	2	0	2	0
Stan Bahnsen, R (1, 1)		K		BB PO			K		K	1	0	0	0	1	1	0
Joe Kerrigan, R (6, 1)										1	0	0	0	0	1	0
Will McEnaney, L (7, 1)										0	0	0	0	0	0	0
Bill Atkinson, L (8, 1) OBP: 0.500, SLG: 0.500										1	0	0	0	0	1	0
Inning Stats	R: 1 E: 0 K: 0 S: 5 H: 2 LOB: 2 BB: 1 P: 9	R: 2 E: 1 K: 2 S: 9 H: 1 LOB: 0 BB: 0 P: 9	R: 0 E: 0 K: 1 S: 5 H: 1 LOB: 0 BB: 0 P: 5	R: 0 E: 0 K: 0 S: 3 H: 1 LOB: 1 BB: 1 P: 7	R: 0 E: 0 K: 0 S: 3 H: 1 LOB: 1 BB: 1 P: 7	R: 0 E: 0 K: 0 S: 3 H: 0 LOB: 0 BB: 0 P: 3	R: 0 E: 0 K: 2 S: 7 H: 0 LOB: 0 BB: 0 P: 7	R: 0 E: 0 K: 2 S: 8 H: 1 LOB: 2 BB: 1 P: 12	R: 0 E: 0 K: 2 S: 7 H: 0 LOB: 0 BB: 0 P: 7	1B: 4 2B: 3 3B: 0 HR: 1 SF: 0 SAC: 0 DP: 1 HBP: 0						

PITCHER		IP	WLS	BF	H	R	ER	SO	BB	IBB	HBP	BLK	WP	HR	S	P	ERA	WHIP
Jackson Todd, R ERA: 2.21	(1, 1)	5.0	L	22	6	3	2	3	3	0	0	0	0	1	25	37	3.60	1.800
Bob Apodaca, R ERA: 2.92	(6, 1)	2.0		6	0	0	0	2	0	0	0	0	0	0	10	10	0.00	0.000
Skip Lockwood, R ERA: 4.18	(8, 1)	2.0		8	1	0	0	4	1	0	0	0	0	0	15	19	0.00	1.000

PITCHER	IP	WLS	BF	H	R	ER	SO	BB	IBB	HBP	BLK	WP	HR	S	P	ERA	WHIP

TOP

Montreal Expos @ New York Mets

Shea Stadium, Flushing, NY

Mon May 30 1977, 3:38 AM EDT

Att. 41,033 - Unknown

livebaseballscorecards.com

AB	32
R	3
H	7
RBI	3
BB	4
SO	9
LOB	8

WP: 0	PB: 0	SB: 0	CS: 1	PA: 38		

Batter	1	2	3	4	5	6	7	8	9	AB	R	H	RBI	BB	SO	LOB
Lenny Randle, S (1, 8) (9, 7) OBP: 0.398, SLG: 0.455	F5			F8		K		E S SF7 1B		4	1	1	0	0	1	0
Felix Millan, R (1, 4) OBP: 0.245, SLG: 0.245	F7			F8		1B		L7 1-3		4	0	1	0	0	0	1
Bruce Boisclair, L (1, 7) OBP: 0.350, SLG: 0.374	F6			F6		F7		SF7 3-H		3	0	0	0	0	0	1
Lee Mazzilli, S (8, PH) (9, 8) OBP: 0.314, SLG: 0.267										0	0	0	1	0	0	0
Ed Kranepool, L (1, 3) OBP: 0.358, SLG: 0.566		BBBB G6-4-3 BB			2B 2B	F8		E7		3	1	1	0	1	0	1
Mike Vail, R (1, 9) OBP: 0.375, SLG: 0.485		F8			2-H 2B		F1	K		4	0	1	1	0	1	2
Jerry Grote, R (1, 2) (8, 5) OBP: 0.324, SLG: 0.311		G6-4-3 1-2f			BBBB 1B BB		1B 1B		F8	3	0	1	0	1	0	1
Roy Staiger, R (1, 5) (8, 6) OBP: 0.264, SLG: 0.368			BBBB FC3-6 BB		1-2 1B		K		F8	3	0	1	0	1	1	1
Bud Harrelson, S (1, 6) OBP: 0.229, SLG: 0.181			FC3-6 7-3 1-2f		F7		1-3 1B		6-3	1	0	0	0	0	0	1
Dave Kingman, R (5, PH) OBP: 0.261, SLG: 0.400										1	0	0	0	0	0	2
Bob Apodaca, R (6, 1)										0	0	0	0	0	0	0
John Milner, L (7, PH) OBP: 0.346, SLG: 0.533										1	0	1	0	0	0	0
John Stearns, R (8, 2) OBP: 0.353, SLG: 0.443										1	0	0	0	0	0	0
Jackson Todd, R (1, 1) OBP: 0.250, SLG: 0.250										1	0	0	0	0	0	1
Mike Phillips, L (5, PH) (6, 6) OBP: 0.208, SLG: 0.230										1	0	0	0	0	1	2
Joe Torre, R (7, PH) OBP: 0.192, SLG: 0.300										1	0	0	0	0	0	2
Skip Lockwood, R (8, 1) OBP: 0.500, SLG: 0.500							L1			0	0	0	0	0	0	0
Inning Stats	R: 0 E: 0 K: 0 S: 3 H: 0 LOB: 0 BB: 0 P: 3	R: 0 E: 0 K: 0 S: 2 H: 0 LOB: 0 BB: 1 P: 6	R: 0 E: 0 K: 0 S: 2 H: 0 LOB: 0 BB: 1 P: 6	R: 0 E: 0 K: 0 S: 3 H: 0 LOB: 0 BB: 0 P: 3	R: 1 E: 0 K: 1 S: 7 H: 3 LOB: 2 BB: 1 P: 11	R: 0 E: 0 K: 1 S: 6 H: 1 LOB: 1 BB: 0 P: 6	R: 0 E: 0 K: 1 S: 7 H: 2 LOB: 2 BB: 0 P: 7	R: 1 E: 1 K: 1 S: 7 H: 1 LOB: 1 BB: 0 P: 7	R: 0 E: 0 K: 0 S: 3 H: 0 LOB: 0 BB: 0 P: 3	1B: 5 2B: 3 3B: 0 HR: 0	SF: 1 SAC: 0 DP: 2 HBP: 0					

BOTTOM

Montreal Expos @ New York Mets

Shea Stadium, Flushing, NY

Mon May 30 1977, 3:38 AM EDT

Att. 41,033 - Unknown

livebaseballscorecards.com

AB	31
R	2
H	7
RBI	2
BB	3
SO	4
LOB	15

PITCHER		IP	WLS	BF	H	R	ER	SO	BB	IBB	HBP	BLK	WP	HR	S	P	ERA	WHIP
Stan Bahnsen, R ERA: 5.33	(1, 1)	5.0	W	18	3	1	1	1	3	0	0	0	0	0	17	29	1.80	1.200
Joe Kerrigan, R ERA: 3.23	(6, 1)	1.2		8	3	0	0	2	0	0	0	0	0	0	12	12	0.00	1.800
Will McEnaney, L ERA: 3.75	(7, 1)	1.0		5	1	1	0	0	0	0	0	0	0	0	5	5	0.00	1.000
Bill Atkinson, R ERA: 2.13	(8, 1)	1.1	S	4	0	0	0	1	0	0	0	0	0	0	6	6	0.00	0.000

PITCHER	IP	WLS	BF	H	R	ER	SO	BB	IBB	HBP	BLK	WP	HR	S	P	ERA	WHIP

Batter	1	2	3	4	5	6	7	8	9	AB	R	H	RBI	BB	SO	LOB
Dave Cash, R (1, 4) OBP: 0.320, SLG: 0.345	6-3		CS 1B		6-3		G6-4-3 1-2f			4	0	1	0	0	0	1
Chris Speier, R (1, 6) OBP: 0.294, SLG: 0.323	3B 1B		BBBB 1-2 BB		FC6-4 1B			F5		3	1	2	0	1	0	0
Gary Carter, R (1, 2) OBP: 0.382, SLG: 0.567	1-H 1B 3B		P6		FC6-4 1-2f			6-3 2B		4	1	2	1	0	0	2
Tony Perez, R (1, 3) OBP: 0.322, SLG: 0.417	G3-6-3 3-H 1B		SSS K			5-3		6-3 2-3		4	0	1	1	0	1	2
Warren Cromartie, L (1, 7) OBP: 0.335, SLG: 0.429	G3-6-3 1-2f			6-3		1B		F8		4	0	1	0	0	0	2
Larry Parrish, R (1, 5) OBP: 0.311, SLG: 0.382		SSS K		SSS K		P4			SSS K	4	0	0	0	0	3	1
Del Unser, L (1, 8) OBP: 0.349, SLG: 0.515		4-3		BBBB BB		G3			4-3	3	0	0	0	1	0	1
Andre Dawson, R (1, 9) OBP: 0.293, SLG: 0.368		2B		F7			BBBB FC3-6 BB		SSS K	3	0	1	0	1	1	1
Santo Alcala, R (1, 1) OBP: 0.143, SLG: 0.571 Will McEnaney, L (8, 1)		4-3			SSS K		FC3-6 1-2f G6-4-3			3 0	0 0	0 0	0 0	0 0	1 0	2 0
Inning Stats	R: 2 E: 0 K: 0 S: 5 H: 3 LOB: 0 BB: 0 P: 5	R: 0 E: 0 K: 1 S: 6 H: 1 LOB: 1 BB: 0 P: 6	R: 0 E: 0 K: 1 S: 5 H: 1 LOB: 1 BB: 1 P: 9	R: 0 E: 0 K: 1 S: 5 H: 0 LOB: 1 BB: 1 P: 9	R: 0 E: 0 K: 1 S: 6 H: 1 LOB: 1 BB: 0 P: 6	R: 0 E: 0 K: 0 S: 4 H: 1 LOB: 1 BB: 0 P: 4	R: 0 E: 0 K: 0 S: 2 H: 0 LOB: 0 BB: 1 P: 6	R: 0 E: 0 K: 0 S: 4 H: 1 LOB: 1 BB: 0 P: 4	R: 0 E: 0 K: 2 S: 7 H: 0 LOB: 0 BB: 0 P: 7	1B: 5 2B: 2 3B: 1 HR: 0 SF: 0 SAC: 0 DP: 2 HBP: 0						

PITCHER		IP	WLS	BF	H	R	ER	SO	BB	IBB	HBP	BLK	WP	HR	S	P	ERA	WHIP
Craig Swan, R ERA: 5.45	(1, 1)	7.1	W	30	8	2	2	4	3	0	0	0	0	0	35	47	2.46	1.500
Bob Apodaca, R ERA: 2.73	(8, 1)	1.2	S	5	0	0	0	2	0	0	0	0	0	0	9	9	0.00	0.000

PITCHER		IP	WLS	BF	H	R	ER	SO	BB	IBB	HBP	BLK	WP	HR	S	P	ERA	WHIP

TOP

Montreal Expos @ New York Mets

Shea Stadium, Flushing, NY

Tue May 31 1977, 7:05 PM EDT

Att. 6,505 - Unknown

livebaseballscorecards.com

AB	32
R	2
H	8
RBI	2
BB	3
SO	6
LOB	12

Batter	1	2	3	4	5	6	7	8	9	AB	R	H	RBI	BB	SO	LOB
Lenny Randle, S (1, 5) OBP: 0.417, SLG: 0.473	BBBB 4-0 CS BB		BBBB 4-0 1-3 1B BB		x 0-0 4-3 4-3 1B		x 0-0 6-3 1B 2B	x 0-0 ③ F9		3	2	2	0	2	0	1
Felix Millan, R (1, 4) OBP: 0.237, SLG: 0.236	SSS 0-3 ①② K 1-2		x 0-0 ② 1-3 1-2 2-3		x 0-0 ① 4-3 1-2		x 0-0 ② 6-3 2-3			4	0	0	0	0	1	5
John Milner, L (1, 3) OBP: 0.352, SLG: 0.531	x 0-0 ③ G3		x 0-0 2-H 3-H 1B		x 0-0 ② 4-3 2-3		x 0-0 3-H 1B			4	0	2	3	0	0	1
Dave Kingman, R (1, 7) OBP: 0.261, SLG: 0.403		x 0-0 6-3 FC6-2 2B	x 0-0 ③ F3		x 0-0 ③ F7		x 0-0 ③ F7			4	0	1	0	0	0	3
Ed Kranepool, L (1, 9) OBP: 0.363, SLG: 0.573 Bruce Boisclair, L (9, 9) OBP: 0.350, SLG: 0.374		x 0-0 ① 6-3 2-3		x 0-0 1B 2B		x 0-0 3-1 2-3 1B		x 0-0 ① L7		4 0	1 0	2 0	0 0	0 0	0 0	1 0
Jerry Grote, R (1, 2) OBP: 0.333, SLG: 0.323		x 0-0 ② FC6-2 3-H		x 0-0 FC6-4 2-H 1B		x 0-0 ① 2-3 1-2		x 0-0 3B 1B		4	1	2	1	0	0	2
Lee Mazzilli, S (1, 8) OBP: 0.307, SLG: 0.261		x 0-0 ③ F8		x 0-0 ① FC6-4 1-2f		x 0-0 ② 3-1 2-3		x 0-0 ② F8		4	0	0	0	0	0	4
Bud Harrelson, S (1, 6) OBP: 0.239, SLG: 0.214			x 0-0 1-3 S 1B 1B	x 0-0 ② F8		x 0-0 ③ G3		x 0-0 1-H 1B 3B		4	2	2	1	0	0	2
Craig Swan, R (1, 1) Bob Apodaca, R (8, 1) OBP: 1.000, SLG: 1.000			SSS 0-3 ① K 1-2	x 0-0 ③ F3			x 0-0 ① F4	x 0-0 3-H 1B		3 1	0 0	0 1	0 1	0 0	1 0	2 0
Inning Stats	R: 0 E: 0 K: 1 S: 4 H: 0 LOB: 0 BB: 1 P: 8	R: 0 E: 0 K: 0 S: 4 H: 1 LOB: 1 BB: 0 P: 4	R: 2 E: 0 K: 1 S: 7 H: 2 LOB: 1 BB: 1 P: 11	R: 1 E: 0 K: 0 S: 5 H: 2 LOB: 1 BB: 0 P: 5	R: 0 E: 0 K: 0 S: 4 H: 1 LOB: 1 BB: 0 P: 4	R: 0 E: 0 K: 0 S: 4 H: 1 LOB: 1 BB: 0 P: 4	R: 1 E: 0 K: 0 S: 5 H: 2 LOB: 1 BB: 0 P: 5	R: 2 E: 0 K: 0 S: 6 H: 3 LOB: 1 BB: 0 P: 6		1B: 8 2B: 3 3B: 1 HR: 0	SF: 0 SAC: 0 DP: 0 HBP: 0			WP: 0 PB: 0 SB: 1 CS: 1		PA: 37	

PITCHER		IP	WLS	BF	H	R	ER	SO	BB	IBB	HBP	BLK	WP	HR	S	P	ERA	WHIP
Santo Alcala, R ERA: 6.99	(1, 1)	7.2	L	36	12	6	6	2	2	0	0	0	0	0	38	46	7.04	1.826
Will McEnaney, L ERA: 3.72	(8, 1)	0.1		1	0	0	0	0	0	0	0	0	0	0	1	1	0.00	0.000

PITCHER	IP	WLS	BF	H	R	ER	SO	BB	IBB	HBP	BLK	WP	HR	S	P	ERA	WHIP

BOTTOM

Montreal Expos @ New York Mets

Shea Stadium, Flushing, NY

Tue May 31 1977, 7:05 PM EDT

Att. 6,505 - Unknown

livebaseballscorecards.com

AB	35
R	6
H	12
RBI	6
BB	2
SO	2
LOB	21

New York Mets @ Montreal Expos

Olympic Stadium, Montreal, QB

Wed Jun 01 1977, 7:05 PM EDT

Att. 13,397 - Unknown

TOP

livebaseballscorecards.com

Batter	1	2	3	4	5	6	7	8	9	AB	R	H	RBI	BB	SO	LOB
Lenny Randle, S (1, 5) OBP: 0.417, SLG: 0.479	1-3		E 2B		FC4-6 1B 1-2f	F7			G1-4-3 1B	5	2	2	0	0	0	1
Felix Millan, R (1, 4) OBP: 0.235, SLG: 0.235	F8		E6 2-H		1B HR 1B 1-3		5-3		G1-4-3 1-2f	5	1	1	0	0	0	1
John Milner, L (1, 3) OBP: 0.357, SLG: 0.520	BB		BB		F6		F8			2	0	0	0	2	0	2
Dave Kingman, R (1, 7) OBP: 0.260, SLG: 0.399	K		K		HR 1B 1-3 3-H		F7			4	1	1	1	0	2	3
Ed Kranepool, L (1, 9) OBP: 0.367, SLG: 0.563 Bruce Boisclair, L (8, PR) OBP: 0.350, SLG: 0.374 (8, 9)		G3		F7	HR IBB			FC1-5 1B BB		2 0	1 0	0 0	0 0	2 0	0 0	0 0
John Stearns, R (1, 2) OBP: 0.364, SLG: 0.472	K			FC3-6 BB	HR 1-H 2-H 3-H			G5-3 FC1-5 1-2		3	1	2	4	1	1	0
Lee Mazzilli, S (1, 8) OBP: 0.301, SLG: 0.254	K			FC3-6 S 1-2f	F9			FC1-5 1-2 2-3f		4	0	0	0	0	1	3
Bud Harrelson, S (1, 6) OBP: 0.230, SLG: 0.206		F7	K 1-2			G3		G5-3 2-3f		4	0	0	0	0	1	3
Tom Seaver, R (1, 1) OBP: 0.214, SLG: 0.154 Skip Lockwood, R (7, 1) OBP: 0.400, SLG: 0.400		K			FC4-6 BB	P6			P4	2 1	0 0	0 0	0 0	1 0	1 0	0 0
Inning Stats	R: 0 E: 0 K: 1 S: 5 H: 0 LOB: 1 BB: 1 P: 9	R: 0 E: 0 K: 2 S: 7 H: 0 LOB: 0 BB: 0 P: 7	R: 1 E: 1 K: 2 S: 9 H: 1 LOB: 2 BB: 1 P: 13	R: 0 E: 0 K: 1 S: 5 H: 0 LOB: 1 BB: 1 P: 9	R: 5 E: 0 K: 0 S: 6 H: 3 LOB: 0 BB: 2 P: 14	R: 0 E: 0 K: 0 S: 3 H: 0 LOB: 0 BB: 0 P: 3	R: 0 E: 0 K: 0 S: 3 H: 0 LOB: 0 BB: 0 P: 3	R: 0 E: 0 K: 0 S: 3 H: 1 LOB: 1 BB: 1 P: 7	R: 0 E: 0 K: 0 S: 3 H: 1 LOB: 0 BB: 0 P: 3	1B: 4 2B: 1 3B: 0 HR: 1	SF: 0 SAC: 0 DP: 2 HBP: 0					

	AB	32
	R	6
	H	6
	RBI	5
	BB	6
	SO	6
	LOB	13

WP: 0 PB: 0 SB: 1 CS: 0 PA: 38

PITCHER		IP	WLS	BF	H	R	ER	SO	BB	IBB	HBP	BLK	WP	HR	S	P	ERA	WHIP
Jackie Brown, R ERA: 3.65	(1, 1)	7.0	L	31	4	6	5	6	4	1	0	0	0	1	38	58	6.43	1.143
Jeff Terpko, R ERA: 5.75	(8, 1)	0.0		2	1	0	0	0	1	0	0	0	0	0	1	5	∞	∞
Will McEnaney, L ERA: 3.52	(8, 1)	2.0		5	1	0	0	0	0	0	0	0	0	0	5	5	0.00	0.500

PITCHER	IP	WLS	BF	H	R	ER	SO	BB	IBB	HBP	BLK	WP	HR	S	P	ERA	WHIP

New York Mets @ Montreal Expos

Olympic Stadium, Montreal, QB

Wed Jun 01 1977, 7:05 PM EDT

Att. 13,397 - Unknown

BOTTOM

Batter	1	2	3	4	5	6	7	8	9	AB	R	H	RBI	BB	SO	LOB
Dave Cash, R (1, 4) OBP: 0.322, SLG: 0.354	F8		F9	BB			1-H 1B 3B		6-3	4	1	1	2	1	0	0
Chris Speier, R (1, 6) OBP: 0.284, SLG: 0.312	4-3		F5	F8			1-3			5	0	0	0	0	0	4
Ellis Valentine, R (1, 9) OBP: 0.374, SLG: 0.557	BB		HR		F8		P4			3	1	1	1	1	0	1
Tony Perez, R (1, 3) OBP: 0.321, SLG: 0.413	F9		F6		K		FC6-4 1B 3-H			4	0	1	1	0	1	1
Warren Cromartie, L (1, 7) OBP: 0.328, SLG: 0.420		F7		F7	F7		FC6-4 1-2f			4	0	0	0	0	0	1
Jeff Terpko, R (8, 1)										0	0	0	0	0	0	0
Will McEnaney, L (8, 1)										0	0	0	0	0	0	0
Gary Carter, R (1, 2) OBP: 0.386, SLG: 0.561		FC4-6 1B BB		2B BB 1B		F7		6-3		3	1	1	0	1	0	0
Del Unser, L (1, 8) OBP: 0.345, SLG: 0.505		FC4-6 1-2 1B		K		4-3		G3		4	0	1	0	0	1	1
Larry Parrish, R (1, 5) OBP: 0.310, SLG: 0.385		FC4-6 1-2f 2-3		BB 1-3 2B		F9		5-3		4	0	1	0	0	0	2
Jackie Brown, R (1, 1)		K		BB			3B 1B		K	1	0	0	0	1	1	2
Pete Mackanin, R (7, PH) OBP: 0.333, SLG: 0.423 (8, 7)										2	1	1	0	0	1	0
Inning Stats	R: 0 E: 0 K: 0 S: 3 H: 0 LOB: 1 BB: 1 P: 7	R: 0 E: 0 K: 1 S: 6 H: 1 LOB: 2 BB: 1 P: 10	R: 1 E: 0 K: 0 S: 4 H: 1 LOB: 0 BB: 0 P: 4	R: 1 E: 0 K: 1 S: 7 H: 2 LOB: 3 BB: 2 P: 15	R: 0 E: 0 K: 1 S: 5 H: 0 LOB: 0 BB: 0 P: 5	R: 0 E: 0 K: 0 S: 3 H: 0 LOB: 0 BB: 0 P: 3	R: 2 E: 0 K: 0 S: 6 H: 3 LOB: 1 BB: 0 P: 6	R: 0 E: 0 K: 0 S: 3 H: 0 LOB: 0 BB: 0 P: 3	R: 0 E: 0 K: 1 S: 5 H: 0 LOB: 0 BB: 0 P: 5	1B: 4 2B: 1 3B: 1 HR: 1	SF: 0 SAC: 0 DP: 0 HBP: 0						

	AB	34
	R	4
	H	7
	RBI	4
	BB	4
	SO	4
	LOB	12

PITCHER	IP	WLS	BF	H	R	ER	SO	BB	IBB	HBP	BLK	WP	HR	S	P	ERA	WHIP
Tom Seaver, R (1, 1) ERA: 3.58	6.2	W	31	7	4	4	3	4	0	0	0	0	1	33	49	5.40	1.650
Skip Lockwood, R (7, 1) ERA: 3.81	2.1	S	7	0	0	0	1	0	0	0	0	0	0	9	9	0.00	0.000

PITCHER	IP	WLS	BF	H	R	ER	SO	BB	IBB	HBP	BLK	WP	HR	S	P	ERA	WHIP

WP: 0 PB: 0 SB: 0 CS: 0 PA: 38

livebaseballscorecards.com

Batter	1	2	3	4	5	6	7	8	9	AB	R	H	RBI	BB	SO	LOB
Lenny Randle, S (1, 5) OBP: 0.416, SLG: 0.465	K	G3		5-3		BB, S, G1-2-3 BB		S 1B BB		3	1	0	0	2	1	2
Felix Millan, R (1, 4) OBP: 0.250, SLG: 0.250	WP, FC 1B	4-3		2-H 1B		F8 1-2		G3 1-H 1B		5	0	3	2	0	0	2
John Milner, L (1, 3) OBP: 0.350, SLG: 0.500	FC WP 1-2		K	K		BB BB		G3 1-2		4	0	0	0	1	2	3
Dave Kingman, R (1, 7) OBP: 0.276, SLG: 0.406	L7 1-2 2-3	1B 2B			S 1B BB	1-2 2-3 BB		IBB		2	1	1	0	3	0	2
Mike Vail, R (1, 9) OBP: 0.387, SLG: 0.485	K	G6-4-3 2-3 1B			1B SF9 1-2 BB	G1-2-3 3-Hf		G3		2	1	1	0	1	1	2
Ed Kranepool, L (6, PH) OBP: 0.362, SLG: 0.554 (6, 9)										2	0	0	0	0	0	5
Bruce Boisclair, L (8, 9) OBP: 0.350, SLG: 0.374										0	0	0	0	0	0	0
John Stearns, R (1, 2) OBP: 0.365, SLG: 0.465		HR BB	G6-4-3 1-2f		WP 1-3 2-H 1B		K		F7	4	1	1	1	1	1	2
Lee Mazzilli, S (1, 8) OBP: 0.298, SLG: 0.272		1-H HR		F7	SF9 3-H		1-3		F7	4	1	1	3	0	0	0
Bud Harrelson, S (1, 6) OBP: 0.237, SLG: 0.217		G3, SH2-4 BB		S SH 2B	F7 1-2		F8		F7	4	1	1	0	1	0	1
Jerry Koosman, R (1, 1) OBP: 0.100, SLG: 0.207		SH2-4 1-2		SH WP 1B 2-H	5-3			4-3		1	1	0	1	0	0	1
Skip Lockwood, R (7, 1) OBP: 0.333, SLG: 0.333										1	0	0	0	0	0	0
Inning Stats	R: 0 E: 0 K: 2 S: 9 H: 1 LOB: 2 BB: 0 P: 9	R: 2 E: 0 K: 0 S: 4 H: 1 LOB: 1 BB: 2 P: 12	R: 0 E: 0 K: 1 S: 6 H: 2 LOB: 1 BB: 0 P: 6	R: 2 E: 0 K: 1 S: 8 H: 2 LOB: 1 BB: 0 P: 8	R: 2 E: 0 K: 0 S: 4 H: 1 LOB: 1 BB: 2 P: 12	R: 0 E: 0 K: 0 S: 2 H: 0 LOB: 2 BB: 3 P: 14	R: 0 E: 0 K: 1 S: 5 H: 0 LOB: 0 BB: 0 P: 5	R: 1 E: 0 K: 0 S: 4 H: 1 LOB: 2 BB: 2 P: 12	R: 0 E: 0 K: 0 S: 3 H: 0 LOB: 0 BB: 0 P: 3	1B: 5 2B: 2 3B: 0 HR: 1 SF: 1 SAC: 2 DP: 2 HBP: 0						

PITCHER		IP	WLS	BF	H	R	ER	SO	BB	IBB	HBP	BLK	WP	HR	S	P	ERA	WHIP
Dan Warthen, L ERA: 7.49	(1, 1)	4.0	L	23	6	6	6	4	4	0	0	0	2	1	27	43	13.50	2.500
Bill Atkinson, R ERA: 2.05	(5, 1)	1.0		4	1	0	0	0	0	0	0	0	1	0	4	4	0.00	1.000
Jeff Terpko, R ERA: 5.66	(6, 1)	0.1		4	0	0	0	0	3	0	0	0	0	0	1	13	0.00	9.000
Joe Kerrigan, R ERA: 3.06	(6, 1)	1.2		4	0	0	0	1	0	0	0	0	0	0	6	6	0.00	0.000
Will McEnaney, L ERA: 3.57	(8, 1)	2.0		9	1	1	1	0	1	1	0	0	0	0	7	15	4.50	1.000

PITCHER	IP	WLS	BF	H	R	ER	SO	BB	IBB	HBP	BLK	WP	HR	S	P	ERA	WHIP

TOP

New York Mets @ Montreal Expos

Olympic Stadium, Montreal, QB

Thu Jun 02 1977, 7:05 PM EDT

Att. 11,090 - Unknown

livebaseballscorecards.com

AB	32
R	7
H	8
RBI	7
BB	9
SO	5
LOB	20

1B: 5	SF: 1	WP: 3	PA: 44
2B: 2	SAC: 2	PB: 0	
3B: 0	DP: 2	SB: 4	
HR: 1	HBP: 0	CS: 0	

BOTTOM

New York Mets @ Montreal Expos

Olympic Stadium, Montreal, QB

Thu Jun 02 1977, 7:05 PM EDT

Att. 11,090 - Unknown

Batter	1	2	3	4	5	6	7	8	9	AB	R	H	RBI	BB	SO	LOB
Dave Cash, R (1, 4) OBP: 0.319, SLG: 0.347	F7		6-3		1-3		BB		F3	4	0	0	0	1	0	3
Chris Speier, R (1, 6) OBP: 0.294, SLG: 0.312	K		F9		BB		G4-6-3		1B	3	0	1	1	2	1	0
Ellis Valentine, R (1, 9) OBP: 0.371, SLG: 0.568	F8			HR	F3		G4-6-3		P3	4	1	1	1	0	0	5
Will McEnaney, L (8, 1)										0	0	0	0	0	0	0
Wayne Garrett, L (9, PH) OBP: 0.226, SLG: 0.310										1	0	0	0	0	0	2
Tony Perez, R (1, 3) OBP: 0.319, SLG: 0.406		FC5-4 BB		F9		K		3-4-1		3	0	0	0	1	1	0
Gary Carter, R (1, 2) OBP: 0.375, SLG: 0.543		FC5-4 2B		F8		P4		K		4	1	0	0	0	1	1
Larry Parrish, R (1, 5) OBP: 0.308, SLG: 0.381		F8		F8		PB 1B		F7		4	0	1	0	0	0	1
Warren Cromartie, L (1, 7) OBP: 0.337, SLG: 0.432		2B			2B SF8 1B	F8			1B 1B	4	2	3	1	0	0	1
Andre Dawson, R (1, 8) OBP: 0.292, SLG: 0.373		K			2B		6-3		K	4	0	1	0	0	2	2
Dan Warthen, S (1, 1) OBP: 0.200, SLG: 0.111			6-3		SF8		BB BB 1B		1B	1	0	0	0	0	0	0
Bill Atkinson, L (5, 1) OBP: 0.500, SLG: 0.500										0	0	0	0	0	0	0
Jose Morales, R (5, PH) OBP: 0.143, SLG: 0.105										0	0	0	1	0	0	0
Jeff Terpko, R (6, 1)										0	0	0	0	0	0	0
Joe Kerrigan, R (6, 1)										0	0	0	0	0	0	0
Sam Mejias, R (7, PH) OBP: 0.182, SLG: 0.182										0	0	0	0	0	0	0
(8, 9)										2	0	2	0	0	0	0
Inning Stats	R: 0 E: 0 K: 1 S: 5 H: 0 LOB: 0 BB: 0 P: 5	R: 1 E: 0 K: 1 S: 6 H: 1 LOB: 1 BB: 1 P: 10	R: 0 E: 0 K: 0 S: 3 H: 0 LOB: 0 BB: 0 P: 3	R: 1 E: 0 K: 0 S: 4 H: 1 LOB: 0 BB: 0 P: 4	R: 1 E: 0 K: 0 S: 5 H: 2 LOB: 2 BB: 1 P: 9	R: 0 E: 0 K: 1 S: 6 H: 1 LOB: 1 BB: 0 P: 6	R: 0 E: 0 K: 0 S: 3 H: 1 LOB: 2 BB: 2 P: 11	R: 0 E: 0 K: 1 S: 5 H: 0 LOB: 0 BB: 0 P: 5	R: 1 E: 0 K: 1 S: 8 H: 3 LOB: 2 BB: 0 P: 8	1B: 6 2B: 2 3B: 0 HR: 1 SF: 1 SAC: 0 DP: 1 HBP: 0	WP: 0 PB: 1 SB: 0 CS: 0 PA: 39					

livebaseballscorecards.com

	AB	34
	R	4
	H	9
	RBI	4
	BB	4
	SO	5
	LOB	15

PITCHER		IP	WLS	BF	H	R	ER	SO	BB	IBB	HBP	BLK	WP	HR	S	P	ERA	WHIP
Jerry Koosman, L ERA: 2.85	(1, 1)	6.1	W	29	6	3	3	3	4	0	0	0	0	1	31	47	4.26	1.579
Skip Lockwood, R ERA: 3.77	(7, 1)	2.2	S	10	3	1	1	2	0	0	0	0	0	0	14	14	3.38	1.125

PITCHER	IP	WLS	BF	H	R	ER	SO	BB	IBB	HBP	BLK	WP	HR	S	P	ERA	WHIP

Batter	1	2	3	4	5	6	7	8	9	AB	R	H	RBI	BB	SO	LOB
Garry Maddox, R (1, 8) OBP: 0.298, SLG: 0.431	S S S 0-3 ① K		S S S 0-3 ② K		x 0-0 ③ 6-3			x 0-0 ② G3		4	0	0	0	0	2	1
Ted Sizemore, R (1, 4) OBP: 0.363, SLG: 0.373	B B B B 4-0 BLK BB		x 0-0 CS 1B 3-H			x 0-0 ① F7		x 0-0 1B		3	0	2	1	1	0	0
Mike Schmidt, R (1, 5) OBP: 0.348, SLG: 0.444	S S S 0-3 ② K		x 0-0 ③ CS 1-2	x 0-0 5-3 1B 1B		x 0-0 1B		x 0-0 ③ F4		4	0	2	0	0	1	2
Davey Johnson, R (1, 3) OBP: 0.400, SLG: 0.589 Tom Hutton, L (9, 3) OBP: 0.286, SLG: 0.333	x 0-0 ③ F9 1-2			x 0-0 ① F5		x 0-0 ② F9			x 0-0 ① F8	4 0	0 0	0 0	0 0	0 0	0 0	3 0
Ollie Brown, R (1, 7) OBP: 0.195, SLG: 0.250		x 0-0 ① 6-3		x 0-0 5-3 1B 1-2		S S S 0-3 ③ K			x 0-0 ② 6-3	4	0	1	0	0	1	1
Bob Boone, R (1, 2) OBP: 0.333, SLG: 0.382		x 0-0 ② 5-3		x 0-0 ② 5-3 1-2 2-3			x 0-0 ① F8		x 0-0 ③ 5-3	4	0	0	0	0	0	2
Jerry Martin, R (1, 9) OBP: 0.305, SLG: 0.378		x 0-0 ③ 1-3		x 0-0 ③ F4			x 0-0 ② F8			3	0	0	0	0	0	2
Larry Bowa, S (1, 6) OBP: 0.276, SLG: 0.333			x 0-0 E 1B 1B		x 0-0 ① 6-3		x 0-0 ③ F8			3	1	1	0	0	0	0
Jim Lonborg, R (1, 1) Greg Luzinski, R (8, PH) OBP: 0.349, SLG: 0.607 Ron Reed, R (8, 1)			x 0-0 ① SH2-4 1-3		S S S 0-3 ② K			S S S 0-3 ① K		1 1 0	0 0 0	0 0 0	0 0 0	1 1 0	0 0 0	0 0 0
Inning Stats	R: 0 H: 0 E: 0 LOB: 1 K: 2 BB: 1 S: 7 P: 11	R: 0 H: 0 E: 0 LOB: 0 K: 0 BB: 0 S: 3 P: 3	R: 1 H: 2 E: 1 LOB: 0 K: 1 BB: 0 S: 6 P: 6	R: 0 H: 2 E: 0 LOB: 2 K: 0 BB: 0 S: 5 P: 5	R: 0 H: 0 E: 0 LOB: 0 K: 1 BB: 0 S: 5 P: 5	R: 0 H: 1 E: 0 LOB: 1 K: 1 BB: 0 S: 6 P: 6	R: 0 H: 0 E: 0 LOB: 0 K: 0 BB: 0 S: 3 P: 3	R: 0 H: 1 E: 0 LOB: 1 K: 1 BB: 0 S: 6 P: 6	R: 0 H: 0 E: 0 LOB: 0 K: 0 BB: 0 S: 3 P: 3	1B: 6 2B: 0 3B: 0 HR: 0	SF: 0 SAC: 1 DP: 0 HBP: 0					

PITCHER	IP	WLS	BF	H	R	ER	SO	BB	IBB	HBP	BLK	WP	HR	S	P	ERA	WHIP
Jon Matlack, L (1, 1) ERA: 3.78	9.0	L	33	6	1	1	6	1	0	0	1	0	0	44	48	1.00	0.778

PITCHER	IP	WLS	BF	H	R	ER	SO	BB	IBB	HBP	BLK	WP	HR	S	P	ERA	WHIP

TOP

Philadelphia Phillies @ New York Mets

Shea Stadium, Flushing, NY

Fri Jun 03 1977, 7:05 PM EDT

Att. 20,013 - Unknown

livebaseballscorecards.com

AB	31
R	1
H	6
RBI	1
BB	1
SO	6
LOB	11

PA: 34

WP: 0
PB: 0
SB: 0
CS: 1

BOTTOM

Batter	1	2	3	4	5	6	7	8	9	AB	R	H	RBI	BB	SO	LOB
Lenny Randle, S (1, 5) OBP: 0.410, SLG: 0.456	S S S 0-3 ① K		x 0-0 ② 3-1		x 0-0 ② ③ G4-6-3 1-2f			x 0-0 ② S 1-2 1B		4	0	1	0	0	1	3
Felix Millan, R (1, 4) OBP: 0.242, SLG: 0.242	x 0-0 ② L5		S S S 0-3 ③ K			x 0-0 ① F9		x 0-0 ③ F8 1-2		4	0	0	0	0	1	1
John Milner, L (1, 3) OBP: 0.347, SLG: 0.486	x 0-0 ③ F7			x 0-0 ① F9		x 0-0 ② 4-3			B B B B 4-0 G3 1B BB	3	0	0	0	1	0	0
Dave Kingman, R (1, 7) OBP: 0.275, SLG: 0.402		x 0-0 ① 6-3		x 0-0 ② 5-3		x 0-0 ③ F7			x 0-0 G3 1-2 1B	4	0	1	0	0	0	0
Ed Kranepool, L (1, 9) OBP: 0.358, SLG: 0.540		S S S 0-3 ② K		x 0-0 ③ 6-3			B B B B 4-0 L6 BB		S S S 0-3 ① K	3	0	0	0	1	2	2
John Stearns, R (1, 2) OBP: 0.368, SLG: 0.462		H 1-0 S HBP			x 0-0 BB 1B 1B		x 0-0 ① ② L6 1-2		x 0-0 ② G3 1-2 2-3	3	0	1	0	0	0	3
Lee Mazzilli, S (1, 8) OBP: 0.302, SLG: 0.273		B B B B 4-0 1-2 BB			x 0-0 BB 1-2 1B		x 0-0 ③ 4-3		x 0-0 ③ 3-1	3	0	1	0	1	0	2
Bud Harrelson, S (1, 6) OBP: 0.240, SLG: 0.220		x 0-0 ③ 4-3			x 0-0 ① F7			x 0-0 CS 1B		3	0	1	0	0	0	4
Jon Matlack, L (1, 1) OBP: 0.192, SLG: 0.130			x 0-0 ① 6-3		B B B B 4-0 G4-6-3 1-2 2-3 BB			S S S 0-3 ① K		2	0	0	0	1	1	1
Inning Stats	R: 0 H: 0 E: 0 LOB: 0 K: 1 BB: 0 S: 5 P: 5	R: 0 H: 0 E: 0 LOB: 2 K: 1 BB: 1 S: 5 P: 10	R: 0 H: 0 E: 0 LOB: 0 K: 1 BB: 0 S: 5 P: 5	R: 0 H: 0 E: 0 LOB: 0 K: 0 BB: 0 S: 3 P: 3	R: 0 H: 2 E: 0 LOB: 2 K: 0 BB: 1 S: 4 P: 8	R: 0 H: 0 E: 0 LOB: 0 K: 0 BB: 0 S: 3 P: 3	R: 0 H: 0 E: 0 LOB: 0 K: 0 BB: 1 S: 2 P: 6	R: 0 H: 2 E: 0 LOB: 1 K: 1 BB: 0 S: 6 P: 6	R: 0 H: 1 E: 0 LOB: 2 K: 1 BB: 1 S: 6 P: 10	1B: 5 SF: 0 2B: 1 SAC: 0 3B: 0 DP: 2 HR: 0 HBP: 1						

PITCHER	IP	WLS	BF	H	R	ER	SO	BB	IBB	HBP	BLK	WP	HR	S	P	ERA	WHIP
Jim Lonborg, R (1, 1) ERA:	7.0	W	25	2	0	0	3	3	0	1	0	0	0	27	40	0.00	0.714
Ron Reed, R (8, 1) ERA: 2.19	2.0	S	9	3	0	0	2	1	0	0	0	0	0	12	16	0.00	2.000

PITCHER	IP	WLS	BF	H	R	ER	SO	BB	IBB	HBP	BLK	WP	HR	S	P	ERA	WHIP

Philadelphia Phillies @ New York Mets

Shea Stadium, Flushing, NY

Fri Jun 03 1977, 7:05 PM EDT

Att. 20,013 - Unknown

livebaseballscorecards.com

AB	29
R	0
H	5
RBI	0
BB	4
SO	5
LOB	16

Batter	1	2	3	4	5	6	7	8	9	AB	R	H	RBI	BB	SO	LOB
Garry Maddox, R (1, 8) OBP: 0.297, SLG: 0.425	F7		6-3		BB			K		3	0	0	0	1	1	0
Jay Johnstone, L (1, 9) OBP: 0.359, SLG: 0.409	F5		1-6-3		L4			BB, 1B		4	0	1	0	0	0	1
Mike Schmidt, R (1, 5) OBP: 0.357, SLG: 0.448	1B, 1B		1B			2-3		BB, 1-2		3	0	2	0	1	0	0
Greg Luzinski, R (1, 7) OBP: 0.346, SLG: 0.597	1B, 1-3		F8			F9		K		4	0	1	0	0	1	3
Richie Hebner, L (1, 3) OBP: 0.377, SLG: 0.436	P5			3-1		3-1		F5		4	0	0	0	0	0	4
Gene Garber, R (8, 1)										0	0	0	0	0	0	0
Tim McCarver, L (1, 2) (8, 3) OBP: 0.411, SLG: 0.511		4-3		K			1B		F8	4	0	1	0	0	1	0
Ted Sizemore, R (1, 4) OBP: 0.354, SLG: 0.363		4-3		5-3			P4		6-3	4	0	0	0	0	0	1
Larry Bowa, S (1, 6) OBP: 0.282, SLG: 0.344		1B			P6		F9		2B	4	0	2	0	0	0	1
Steve Carlton, L (1, 1) OBP: 0.281, SLG: 0.345		4-3			K		K		K	3	0	0	0	0	2	2
Bob Boone, R (8, 2) OBP: 0.331, SLG: 0.380										1	0	0	0	0	1	1
Inning Stats	R: 0 H: 2 E: 0 LOB: 2 K: 0 BB: 0 S: 5 P: 5	R: 0 H: 1 E: 0 LOB: 1 K: 0 BB: 0 S: 4 P: 4	R: 0 H: 1 E: 0 LOB: 1 K: 0 BB: 0 S: 4 P: 4	R: 0 H: 0 E: 0 LOB: 0 K: 1 BB: 0 S: 5 P: 5	R: 0 H: 0 E: 0 LOB: 1 K: 1 BB: 1 S: 5 P: 9	R: 0 H: 0 E: 0 LOB: 0 K: 0 BB: 0 S: 3 P: 3	R: 0 H: 1 E: 0 LOB: 1 K: 1 BB: 0 S: 6 P: 6	R: 0 H: 1 E: 0 LOB: 2 K: 2 BB: 1 S: 8 P: 12	R: 0 H: 1 E: 0 LOB: 1 K: 1 BB: 0 S: 6 P: 6	1B: 6 SF: 0 2B: 1 SAC: 0 3B: 0 DP: 0 HR: 0 HBP: 0						

PITCHER		IP	WLS	BF	H	R	ER	SO	BB	IBB	HBP	BLK	WP	HR	S	P	ERA	WHIP
Nino Espinosa, R ERA: 3.95	(1, 1)	7.1	W	30	6	0	0	4	2	0	0	0	0	0	36	44	0.00	1.091
Skip Lockwood, R ERA: 3.56	(8, 1)	1.2	S	6	1	0	0	2	0	0	0	0	0	0	10	10	0.00	0.600

PITCHER	IP	WLS	BF	H	R	ER	SO	BB	IBB	HBP	BLK	WP	HR	S	P	ERA	WHIP

TOP

Philadelphia Phillies @ New York Mets

Shea Stadium, Flushing, NY

Sat Jun 04 1977, 3:33 AM EDT

Att. 16,460 - Unknown

livebaseballscorecards.com

AB	34
R	0
H	7
RBI	0
BB	2
SO	6
LOB	13

Batter	1	2	3	4	5	6	7	8	9	AB	R	H	RBI	BB	SO	LOB
Lenny Randle, S (1, 5) OBP: 0.397, SLG: 0.439	6-3		F9		F9		P9			4	0	0	0	0	0	2
Felix Millan, R (1, 4) OBP: 0.235, SLG: 0.234	4-3		F8		FC6 1-2f		6-3			4	0	0	0	0	0	2
John Milner, L (1, 3) OBP: 0.344, SLG: 0.477	4-3			6-3		F8		1B		4	0	1	0	0	0	0
Dave Kingman, R (1, 7) OBP: 0.280, SLG: 0.407		K		1B 2B		1B HBP		P4		3	2	1	0	0	1	1
Mike Vail, R (1, 9) OBP: 0.418, SLG: 0.528		2B		K2-4-3-6-2 1B		1-3 1B		1-2 G4-6-3 1B		4	0	4	0	0	0	0
Jerry Grote, R (1, 2) OBP: 0.342, SLG: 0.333	F3			1-2 2-H 1B		1-2 3-H 1B		G4-6-3 1-2f		4	0	2	2	0	0	3
Lee Mazzilli, S (1, 8) OBP: 0.298, SLG: 0.268	L3		K2-4-3-6-2 2-2		K					3	0	0	0	0	2	5
Bud Harrelson, S (1, 6) OBP: 0.242, SLG: 0.223			SH3-4 1B		3-1	K				3	0	1	0	0	1	2
Nino Espinosa, R (1, 1) Skip Lockwood, R (8, 1) OBP: 0.333, SLG: 0.333			SH3-4 1-2		FC6 BB		F9			1 0	0 0	0 0	0 0	1 0	0 0	0 0
Inning Stats	R: 0 E: 0 K: 0 S: 3 H: 0 LOB: 0 BB: 0 P: 3	R: 0 E: 0 K: 1 S: 6 H: 1 LOB: 1 BB: 0 P: 6	R: 0 E: 0 K: 0 S: 4 H: 1 LOB: 1 BB: 0 P: 4	R: 1 E: 0 K: 1 S: 7 H: 3 LOB: 2 BB: 0 P: 7	R: 0 E: 0 K: 0 S: 3 H: 0 LOB: 1 BB: 1 P: 7	R: 1 E: 1 K: 2 S: 9 H: 2 LOB: 2 BB: 0 P: 10	R: 0 E: 0 K: 0 S: 3 H: 0 LOB: 0 BB: 0 P: 3	R: 0 E: 0 K: 0 S: 4 H: 2 LOB: 1 BB: 0 P: 4		1B: 7 2B: 3 3B: 0 HR: 0 SF: 0 SAC: 1 DP: 2 HBP: 1				WP: 0 PB: 0 SB: 0 CS: 0 PA: 33		

PITCHER		IP	WLS	BF	H	R	ER	SO	BB	IBB	HBP	BLK	WP	HR	S	P	ERA	WHIP
Steve Carlton, L ERA: 2.97	(1, 1)	7.1	L	32	9	2	2	4	1	0	1	0	0	0	38	43	2.46	1.364
Gene Garber, R ERA: 2.35	(8, 1)	0.2		1	0	0	0	0	0	0	0	0	0	0	1	1	0.00	0.000

PITCHER	IP	WLS	BF	H	R	ER	SO	BB	IBB	HBP	BLK	WP	HR	S	P	ERA	WHIP

BOTTOM

Philadelphia Phillies @ New York Mets

Shea Stadium, Flushing, NY

Sat Jun 04 1977, 3:33 AM EDT

Att. 16,460 - Unknown

livebaseballscorecards.com

AB	30
R	2
H	9
RBI	2
BB	1
SO	4
LOB	15

TOP

Philadelphia Phillies @ New York Mets

Shea Stadium, Flushing, NY

Sun Jun 05 1977, 3:33 AM EDT

Unknown

livebaseballscorecards.com

Batter	1	2	3	4	5	6	7	8	9	10	AB	R	H	RBI	BB	SO	LOB
Garry Maddox, R (1, 8) OBP: 0.304, SLG: 0.431	F9		1-H: 1B; 2B		B B B B: 4-0; P9 4-3 BB		F4		1B		4	1	2	1	1	0	0
Jay Johnstone, L (1, 9) OBP: 0.353, SLG: 0.400	4-3		2-H: WP 1B		4-3 1-2		F9		F8		5	0	1	1	0	0	2
Mike Schmidt, R (1, 5) OBP: 0.353, SLG: 0.437	S S S: 0-3; K		P3 1-2		P9 2-3			F7		B B B B: 4-0; 1B BB	4	0	0	0	1	1	2
Greg Luzinski, R (1, 7) OBP: 0.335, SLG: 0.578		P3	F3		F8			6-3		S S S: 0-3; K	5	0	0	0	0	1	3
Richie Hebner, L (1, 3) OBP: 0.387, SLG: 0.455		F7		2B 2B		F8		FC6-4 1B		1-2: FC6-4 1B	5	1	3	0	0	0	0
Bob Boone, R (1, 2) OBP: 0.327, SLG: 0.394		HR		1-3		F7		FC6-4 1-2f		F7	5	1	1	1	0	0	4
Ted Sizemore, R (1, 4) OBP: 0.357, SLG: 0.373		4-3		6-3 2-H: 2B		1B			E3 CS	FC6-4 1-2f	4	0	2	1	0	0	0
Terry Harmon, R (9, PR) OBP: 0.222, SLG: 0.292											0	0	0	0	0	0	0
(9, 4)											1	0	0	0	0	0	2
Tom Hutton, L (10, PH) OBP: 0.276, SLG: 0.320											0	0	0	0	0	0	0
Davey Johnson, R (10, 4) OBP: 0.400, SLG: 0.589																	
Larry Bowa, S (1, 6) OBP: 0.281, SLG: 0.341			2B 1B	6-3 2-3		F7			F7 1-2		4	1	1	0	0	0	3
Randy Lerch, L (1, 1) OBP: 0.200, SLG: 0.174			S S S: L9	K			4-3		HR		3	0	0	0	0	1	2
Gene Garber, R (7, 1)											0	0	0	0	0	0	0
Tim McCarver, L (9, PH) OBP: 0.421, SLG: 0.583											1	1	1	1	0	0	0
Tom Underwood, R (9, 1)											0	0	0	0	0	0	0
Inning Stats	R: 0 E: 0 K: 1 S: 5 / H: 0 LOB: 0 BB: 0 P: 5	R: 1 E: 0 K: 0 S: 4 / H: 1 LOB: 0 BB: 0 P: 4	R: 2 E: 0 K: 0 S: 6 / H: 3 LOB: 1 BB: 0 P: 6	R: 1 E: 0 K: 1 S: 7 / H: 2 LOB: 1 BB: 0 P: 7	R: 0 E: 0 K: 0 S: 3 / H: 0 LOB: 1 BB: 1 P: 7	R: 0 E: 0 K: 0 S: 4 / H: 1 LOB: 1 BB: 0 P: 4	R: 0 E: 0 K: 0 S: 3 / H: 0 LOB: 0 BB: 0 P: 3	R: 0 E: 0 K: 0 S: 4 / H: 1 LOB: 1 BB: 0 P: 4	R: 1 E: 1 K: 0 S: 5 / H: 2 LOB: 1 BB: 0 P: 5	R: 0 E: 0 K: 1 S: 6 / H: 1 LOB: 2 BB: 1 P: 10	1B: 6 2B: 3 3B: 0 HR: 2 / SF: 0 SAC: 0 DP: 0 HBP: 0						

	AB	41
	R	5
	H	11
	RBI	5
	BB	2
	SO	3
	LOB	18

WP: 1 PB: 0 SB: 0 CS: 1 / PA: 43

PITCHER		IP	WLS	BF	H	R	ER	SO	BB	IBB	HBP	BLK	WP	HR	S	P	ERA	WHIP
Jackson Todd, R ERA: 3.42	(1, 1)	3.1		16	6	4	4	1	0	0	0	0	1	1	18	18	10.80	1.800
Bob Myrick, L ERA: 3.12	(4, 1)	1.2		6	0	0	0	1	1	0	0	0	0	0	7	11	0.00	0.600
Rick Baldwin, R ERA:	(6, 1)	2.0		7	1	0	0	0	0	0	0	0	0	0	7	7	0.00	0.500
Bob Apodaca, R ERA: 2.76	(8, 1)	3.0	W	14	4	1	1	1	1	0	0	0	0	1	15	19	3.00	1.667

PITCHER	IP	WLS	BF	H	R	ER	SO	BB	IBB	HBP	BLK	WP	HR	S	P	ERA	WHIP

Philadelphia Phillies @ New York Mets

Shea Stadium, Flushing, NY

Sun Jun 05 1977, 3:33 AM EDT

Unknown

BOTTOM

livebaseballscorecards.com

Batter	1	2	3	4	5	6	7	8	9	10	AB	R	H	RBI	BB	SO	LOB
Lenny Randle, S (1, 5) OBP: 0.397, SLG: 0.455	SH1 1B; 1B		6-3		6-3 2-H		2-H 3-H 3B		K		5	1	2	2	0	1	1
Felix Millan, R (1, 4) OBP: 0.235, SLG: 0.235	SH1 1-3		1B		5-3		F9			4-3	4	0	1	0	0	0	1
John Milner, L (1, 3) OBP: 0.346, SLG: 0.474	3-H 1B		4-3			4-3	F8			1B WP 1B	5	1	2	1	0	0	2
Dave Kingman, R (1, 7) OBP: 0.278, SLG: 0.401	F2			K		K		K		WP 1-3 1B	5	0	1	0	0	3	1
Mike Vail, R (1, 9) OBP: 0.415, SLG: 0.520	1-3			FC4-6 1B		4-3		K		WP IBB	3	0	1	0	0	0	1
Bruce Boisclair, L (8, PH) OBP: 0.347, SLG: 0.370											1	0	0	0	0	1	0
(9, 9)																	
Joe Torre, R (10, PH) OBP: 0.208, SLG: 0.300											0	0	0	0	1	0	0
John Stearns, R (1, 2) OBP: 0.365, SLG: 0.478		P8		K			HR	6-3		WP 1-2 2-3 3-H	5	1	1	1	0	1	3
Lee Mazzilli, S (1, 8) OBP: 0.301, SLG: 0.279		6-3		FC4-6 1-2f			SH1 3B 2B		FC2-6 1B		4	1	2	0	0	0	1
Bud Harrelson, S (1, 6) OBP: 0.250, SLG: 0.235		4-3			S E 2B		B B B 4-0 SH1 3B BB		FC2-6 SH1 1-2f		3	2	1	0	1	0	1
Jackson Todd, R (1, 1) OBP: 0.200, SLG: 0.200			P7		6-3		SH1 1-2 2-3		SH1 1-2		1	0	0	0	0	0	0
Bob Myrick, R (4, 1)											0	0	0	0	0	0	0
Roy Staiger, R (5, PH) OBP: 0.261, SLG: 0.364											1	0	0	0	0	0	1
Rick Baldwin, L (6, 1)											0	0	0	0	0	0	0
Jerry Grote, R (7, PH) OBP: 0.342, SLG: 0.333											0	0	0	0	0	0	0
Bob Apodaca, R (8, 1) OBP: 1.000, SLG: 1.000											0	0	0	0	0	0	0
Inning Stats	R: 1 H: 2 E: 0 LOB: 1 K: 0 BB: 0 S: 5 P: 5	R: 0 H: 0 E: 0 LOB: 0 K: 0 BB: 0 S: 3 P: 3	R: 0 H: 1 E: 0 LOB: 1 K: 0 BB: 0 S: 4 P: 4	R: 0 H: 1 E: 0 LOB: 1 K: 2 BB: 0 S: 8 P: 8	R: 1 H: 1 E: 0 LOB: 0 K: 0 BB: 0 S: 4 P: 4	R: 0 H: 0 E: 0 LOB: 0 K: 1 BB: 0 S: 5 P: 5	R: 3 H: 3 E: 0 LOB: 1 K: 0 BB: 1 S: 6 P: 10	R: 0 H: 0 E: 0 LOB: 0 K: 2 BB: 0 S: 7 P: 7	R: 0 H: 1 E: 0 LOB: 1 K: 1 BB: 0 S: 6 P: 6	R: 1 H: 2 E: 0 LOB: 2 K: 0 BB: 1 S: 3 P: 7							

PITCHER		IP	WLS	BF	H	R	ER	SO	BB	IBB	HBP	BLK	WP	HR	S	P	ERA	WHIP	PITCHER		IP	WLS	BF	H	R	ER	SO	BB	IBB	HBP	BLK	WP	HR	S	P	ERA	WHIP
Randy Lerch, L (1, 1) ERA: 4.08		6.0		26	7	5	5	3	1	0	0	0	0	1	31	35	7.50	1.333																		
Gene Garber, R (7, 1) ERA: 2.2		2.0		7	1	0	0	2	0	0	0	0	0	0	11	11	0.00	0.500																		
Tom Underwood, L (9, 1) ERA: 5.02		1.1	L	9	3	1	1	1	0	1	0	0	1	0	9	13	6.75	2.250																		

AB	37
R	6
H	11
RBI	4
BB	2
SO	6
LOB	12

1B: 7 SF: 0
2B: 2 SAC: 3
3B: 1 DP: 0
HR: 1 HBP: 0

WP: 1 PA: 42
PB: 0
SB: 2
CS: 0

Batter	1	2	3	4	5	6	7	8	9	AB	R	H	RBI	BB	SO	LOB
Garry Maddox, R (1, 8) OBP: 0.298, SLG: 0.423	6-3		F7		F7		G5-3 2-3f			4	0	0	0	0	0	2
Jay Johnstone, L (1, 9) OBP: 0.343, SLG: 0.387	G3		F8		F8			4-3		4	0	0	0	0	0	0
Mike Schmidt, R (1, 5) OBP: 0.345, SLG: 0.426	K		K			K		2-3		4	0	0	0	0	3	0
Greg Luzinski, R (1, 7) OBP: 0.345, SLG: 0.589		WP 1B 2B	1B 1B			BB 1B		5-3		4	1	3	0	0	0	0
Richie Hebner, L (1, 3) OBP: 0.391, SLG: 0.446		P5-6 1B 2-3 BB	F9			G5-4-3 1-2 BB			F7	2	0	0	0	2	0	1
Bob Boone, R (1, 2) OBP: 0.338, SLG: 0.411		1B 1-2 3-H 1B	1-2 1B		G5-4-3 1-2f				1B 2B	4	1	3	1	0	0	2
Ted Sizemore, R (1, 4) OBP: 0.349, SLG: 0.364		P5-6 2-3f	K			K			F8	4	0	0	0	0	2	5
Larry Bowa, S (1, 6) OBP: 0.291, SLG: 0.351		1-2 1B	4-3			G5-3 E 1B			2-H 1B	4	0	3	1	0	0	2
Jim Kaat, L (1, 1) OBP: 0.100, SLG: 0.100 Davey Johnson, R (5, PH) OBP: 0.393, SLG: 0.579 Warren Brusstar, R (5, 1) Tim McCarver, L (7, PH) OBP: 0.414, SLG: 0.571 Ron Reed, R (7, 1) Tom Hutton, L (9, PH) OBP: 0.267, SLG: 0.308		1-3			F8		E4 1-2		P4	1 1 0 1 0 1	0 0 0 0 0 0	0 0 0 0 0 0	0 0 0 0 0 0	0 0 0 0 0 0	0 0 0 0 0 0	2 0 0 1 0 1
Inning Stats	R: 0 E: 0 K: 1 S: 5 H: 0 LOB: 0 BB: 0 P: 5	R: 1 E: 0 K: 0 S: 5 H: 3 LOB: 2 BB: 1 P: 9	R: 0 E: 0 K: 1 S: 5 H: 0 LOB: 0 BB: 0 P: 5	R: 0 E: 0 K: 1 S: 7 H: 2 LOB: 2 BB: 0 P: 7	R: 0 E: 0 K: 0 S: 3 H: 0 LOB: 0 BB: 0 P: 3	R: 0 E: 0 K: 1 S: 5 H: 1 LOB: 1 BB: 1 P: 9	R: 0 E: 1 K: 1 S: 6 H: 1 LOB: 1 BB: 0 P: 6	R: 0 E: 0 K: 0 S: 3 H: 0 LOB: 0 BB: 0 P: 3	R: 1 E: 0 K: 0 S: 5 H: 2 LOB: 1 BB: 0 P: 5	1B: 7 2B: 3 3B: 0 HR: 0 SF: 0 SAC: 0 DP: 3 HBP: 0						

PITCHER	IP	WLS	BF	H	R	ER	SO	BB	IBB	HBP	BLK	WP	HR	S	P	ERA	WHIP
Craig Swan, R (1, 1) ERA: 4.87	6.1	W	27	7	1	1	5	2	0	0	0	1	0	35	43	1.42	1.421
Skip Lockwood, R (7, 1) ERA: 3.55	2.2	S	9	2	1	1	0	0	0	0	0	0	0	9	9	3.38	0.750

PITCHER	IP	WLS	BF	H	R	ER	SO	BB	IBB	HBP	BLK	WP	HR	S	P	ERA	WHIP

TOP

Philadelphia Phillies @ New York Mets

Shea Stadium, Flushing, NY

Sun Jun 05 1977, 3:38 AM EDT

Att. 30,867 - Unknown

livebaseballscorecards.com

AB	34
R	2
H	9
RBI	2
BB	2
SO	5
LOB	16

WP: 1 PA: 36
PB: 0
SB: 0
CS: 0

BOTTOM

Philadelphia Phillies @ New York Mets

Shea Stadium, Flushing, NY

Sun Jun 05 1977, 3:38 AM EDT

Att. 30,867 - Unknown

livebaseballscorecards.com

Batter	1	2	3	4	5	6	7	8	9	AB	R	H	RBI	BB	SO	LOB
Lenny Randle, S (1, 5) OBP: 0.400, SLG: 0.461	5-3		P5		FC6-4 BB			6-3 2B		3	0	1	0	1	0	1
Felix Millan, R (1, 4) OBP: 0.243, SLG: 0.250	CS 1B			1B HR 2B	FC6-4 FC5-4 1-2f			6-3 2-3		4	1	2	0	0	0	2
John Milner, L (1, 3) OBP: 0.351, SLG: 0.470	K 1-2			HR 2-3 1B	FC5-4 1-2f			FC6 IBB		3	1	1	0	1	1	2
Dave Kingman, R (1, 7) OBP: 0.277, SLG: 0.415		5-3		HR 1-H 3-H		K		K		4	1	1	3	0	2	2
Mike Vail, R (1, 9) OBP: 0.412, SLG: 0.513 Bruce Boisclair, L (7, 9) OBP: 0.343, SLG: 0.366		K		1B		K		FC6 1-2f		3 1	0 0	1 0	0 0	0 0	2 0	0 2
Jerry Grote, R (1, 2) OBP: 0.329, SLG: 0.319		6-3		5-3		6-3				3	0	0	0	0	0	0
Lee Mazzilli, S (1, 8) OBP: 0.302, SLG: 0.280			5-3	S 1B			5-3			3	0	1	0	0	0	0
Bud Harrelson, S (1, 6) OBP: 0.252, SLG: 0.254			FC6-2 3B	K 1-2			P8			3	0	1	0	0	1	1
Craig Swan, R (1, 1) Skip Lockwood, R (7, 1) OBP: 0.286, SLG: 0.286			FC6-2 3-H		6-3		P6			2 1	0 0	0 0	0 0	0 0	0 0	1 0
Inning Stats	R: 0 E: 0 K: 1 S: 5 H: 1 LOB: 0 BB: 0 P: 5	R: 0 E: 0 K: 1 S: 5 H: 0 LOB: 0 BB: 0 P: 5	R: 0 E: 0 K: 0 S: 4 H: 1 LOB: 1 BB: 0 P: 4	R: 3 E: 0 K: 1 S: 9 H: 5 LOB: 1 BB: 0 P: 9	R: 0 E: 0 K: 0 S: 3 H: 0 LOB: 1 BB: 1 P: 7	R: 0 E: 0 K: 2 S: 7 H: 0 LOB: 0 BB: 0 P: 7	R: 0 E: 0 K: 0 S: 3 H: 0 LOB: 0 BB: 0 P: 3	R: 0 E: 0 K: 1 S: 6 H: 1 LOB: 2 BB: 1 P: 10		1B: 4 2B: 2 3B: 1 HR: 1 SF: 0 SAC: 0 DP: 0 HBP: 0						

	AB	30
	R	3
	H	8
	RBI	3
	BB	2
	SO	6
	LOB	11

WP: 0 PA: 32
PB: 0
SB: 1
CS: 1

PITCHER		IP	WLS	BF	H	R	ER	SO	BB	IBB	HBP	BLK	WP	HR	S	P	ERA	WHIP
Jim Kaat, L ERA: 7.34	(1, 1)	4.0	L	17	7	3	3	3	0	0	0	0	0	1	23	23	6.75	1.750
Warren Brusstar, R ERA: 2.16	(5, 1)	2.0		7	0	0	0	2	1	0	0	0	0	0	10	14	0.00	0.500
Ron Reed, R ERA: 2.08	(7, 1)	2.0		8	1	0	0	1	0	1	0	0	0	0	9	13	0.00	0.500

PITCHER		IP	WLS	BF	H	R	ER	SO	BB	IBB	HBP	BLK	WP	HR	S	P	ERA	WHIP

Batter	1	2	3	4	5	6	7	8	9	AB	R	H	RBI	BB	SO	LOB
Pete Rose, S (1, 5) OBP: 0.406, SLG: 0.449	S S S 0-3 ① K		S S S 0-3 ② K			x 0-0 ① G3		S S S 0-3 ③ K		4	0	0	0	0	3	2
Ken Griffey, L (1, 9) OBP: 0.361, SLG: 0.445	x 0-0 ② 4-3		S S S 0-3 ③ K			x 0-0 ② 1-3			B B B B 4-0 G4-6-3 BB	3	0	0	0	1	1	1
Joe Morgan, L (1, 4) OBP: 0.421, SLG: 0.485	x 0-0 ③ 1-3			x 0-0 ① L4		x 0-0 ③ L8			x 0-0 ① ② G4-6-3 1-2f	4	0	0	0	0	0	1
Dan Driessen, L (1, 3) OBP: 0.352, SLG: 0.418		x 0-0 S 1B		x 0-0 ② P6			S S S 0-3 ① K		x 0-0 1B	4	0	2	0	0	1	0
George Foster, R (1, 7) OBP: 0.387, SLG: 0.549		S S S 0-3 ① K 1-2		x 0-0 ③ F3			S S S 0-3 ② K		S S S 0-3 ③ K	4	0	0	0	0	3	2
Johnny Bench, R (1, 2) OBP: 0.283, SLG: 0.503		S S S 0-3 ② K			x 0-0 ① F8		x 0-0 ③ 5-3			3	0	0	0	0	1	1
Dave Concepcion, R (1, 6) OBP: 0.327, SLG: 0.342		x 0-0 ③ F8			x 0-0 ② 5-3			x 0-0 ① 4-3		3	0	0	0	0	0	1
Cesar Geronimo, L (1, 8) OBP: 0.330, SLG: 0.422			x 0-0 SH2-4 S 1B		x 0-0 1B			x 0-0 1B		3	0	3	0	0	0	0
Pat Zachry, R (1, 1) OBP: 0.200, SLG: 0.158			x 0-0 ① SH2-4 1-3		S S S 0-3 ③ K			x 0-0 ② P5		0	0	0	0	0	0	0
Champ Summers, L (5, PH) OBP: 0.200, SLG: 0.368										1	0	0	0	0	1	1
Woodie Fryman, R (5, 1) OBP: 0.308, SLG: 0.308										0	0	0	0	0	0	0
Mike Lum, L (8, PH) OBP: 0.179, SLG: 0.192										1	0	0	0	0	0	1
Mike Caldwell, R (8, 1) OBP: 0.750, SLG: 1.333										0	0	0	0	0	0	0
Inning Stats	R: 0 E: 0 K: 1 S: 5 H: 0 LOB: 0 BB: 0 P: 5	R: 0 E: 0 K: 2 S: 8 H: 1 LOB: 1 BB: 0 P: 8	R: 0 E: 0 K: 2 S: 8 H: 1 LOB: 1 BB: 0 P: 8	R: 0 E: 0 K: 0 S: 3 H: 0 LOB: 0 BB: 0 P: 3	R: 0 E: 0 K: 1 S: 6 H: 1 LOB: 1 BB: 0 P: 6	R: 0 E: 0 K: 0 S: 3 H: 0 LOB: 0 BB: 0 P: 3	R: 0 E: 0 K: 2 S: 7 H: 0 LOB: 0 BB: 0 P: 7	R: 0 E: 0 K: 1 S: 6 H: 1 LOB: 1 BB: 0 P: 6	R: 0 E: 0 K: 1 S: 5 H: 1 LOB: 1 BB: 1 P: 9	1B: 5 2B: 0 3B: 0 HR: 0	SF: 0 SAC: 1 DP: 1 HBP: 0						

PITCHER	IP	WLS	BF	H	R	ER	SO	BB	IBB	HBP	BLK	WP	HR	S	P	ERA	WHIP
Tom Seaver, R (1, 1) ERA: 3.21	9.0	W	32	5	0	0	10	1	0	0	0	0	0	51	55	0.00	0.667

PITCHER	IP	WLS	BF	H	R	ER	SO	BB	IBB	HBP	BLK	WP	HR	S	P	ERA	WHIP

TOP

Cincinnati Reds @ New York Mets

Shea Stadium, Flushing, NY

Tue Jun 07 1977, 7:05 PM EDT

Att. 16,067 - Unknown

livebaseballscorecards.com

AB	30
R	0
H	5
RBI	0
BB	1
SO	10
LOB	10

WP: 0 PB: 0 SB: 2 CS: 0 PA: 32

Cincinnati Reds @ New York Mets

Shea Stadium, Flushing, NY

Tue Jun 07 1977, 7:05 PM EDT

Att. 16,067 - Unknown

BOTTOM

Batter	1	2	3	4	5	6	7	8	9	AB	R	H	RBI	BB	SO	LOB
Lenny Randle, S (1, 5) OBP: 0.393, SLG: 0.445	S S S 0-3 ① K		x 0-0 ② 6-3	x 0-0 ③ 4-3		B B B 4-0 FC6-4 BB		x 0-0 ② FC4-6 1B 1B 1-2f		4	1	0	0	1	1	2
Felix Millan, R (1, 4) OBP: 0.241, SLG: 0.248	x 0-0 ② F8		x 0-0 ③ 5-3		x 0-0 ① 5-3	x 0-0 ③ FC6-4 1-2f		x 0-0 1B 1-3 1B		5	0	1	0	0	0	1
John Milner, L (1, 3) OBP: 0.367, SLG: 0.479	x 0-0 S 1B			B B B 4-0 1B 1B BB	x 0-0 1B HBP FC5-4 1B		x 0-0 ① F8	x 0-0 1-3 3-H 1B		4	2	3	1	1	0	0
Dave Kingman, R (1, 7) OBP: 0.276, SLG: 0.406	x 0-0 ③ 5-3 1-2			x 0-0 ① P5	H 1-0 FC5-4 1B 1-2 HBP		x 0-0 ② 5-3	S S S 0-3 ③ K		4	0	0	0	0	1	4
Ed Kranepool, L (1, 9) Mike Vail, R (5, PH) (6, 9) OBP: 0.414, SLG: 0.513 Bruce Boisclair, L (8, 9) OBP: 0.343, SLG: 0.366		x 0-0 CS 1B		x 0-0 1-3 1B	x 0-0 FC5-4 1-2 2-3 1B		S S S 0-3 ③ K			2 2 0	1 0 0	2 1 0	0 0 0	0 1 0	0 0 0	0 0 0
John Stearns, R (1, 2) OBP: 0.369, SLG: 0.482	S S S 0-3 ① ② K 1-2			I I I 4-0 1B E IBB	x 0-0 ② FC5-4 1-2f 2-3 3-H			x 0-0 1B 2B		3	2	1	1	1	1	3
Lee Mazzilli, S (1, 8) OBP: 0.310, SLG: 0.289	x 0-0 S 1B			x 0-0 E SF7 1-2 2-H 3-H 1B	S S S 0-3 ③ K			x 0-0 F7 1B 2-H		4	2	3	3	0	1	2
Bud Harrelson, S (1, 6) OBP: 0.244, SLG: 0.246	x 0-0 ③ 4-3 1-2			x 0-0 E3 1-3 2-H		x 0-0 ① F7		x 0-0 ① F7 2-3		4	0	0	0	0	0	3
Tom Seaver, R (1, 1) OBP: 0.219, SLG: 0.172			x 0-0 ① P6	x 0-0 ② SF7 3-H		x 0-0 ② 4-3		x 0-0 FC4-6 3-H 1B		3	0	1	2	0	0	0
Inning Stats	R: 0 E: 0 K: 1 S: 6 H: 1 LOB: 1 BB: 0 P: 6	R: 0 E: 0 K: 1 S: 6 H: 2 LOB: 1 BB: 0 P: 6	R: 0 E: 0 K: 0 S: 3 H: 0 LOB: 0 BB: 0 P: 3	R: 4 E: 1 K: 0 S: 6 H: 2 LOB: 1 BB: 2 P: 14	R: 1 E: 0 K: 1 S: 7 H: 2 LOB: 2 BB: 0 P: 8	R: 0 E: 0 K: 0 S: 3 H: 0 LOB: 1 BB: 1 P: 7	R: 0 E: 0 K: 1 S: 5 H: 0 LOB: 0 BB: 0 P: 5	R: 3 E: 0 K: 1 S: 10 H: 5 LOB: 2 BB: 0 P: 10		1B: 11 2B: 2 3B: 0 HR: 0 SF: 1 SAC: 0 DP: 1 HBP: 1						

PITCHER		IP	WLS	BF	H	R	ER	SO	BB	IBB	HBP	BLK	WP	HR	S	P	ERA	WHIP
Pat Zachry, R ERA: 5.19	(1, 1)	4.0	L	19	5	4	2	2	1	1	0	0	0	0	21	29	4.50	1.500
Woodie Fryman, L ERA: 5.55	(5, 1)	3.0		13	2	1	1	2	1	0	1	0	0	0	15	20	3.00	1.000
Mike Caldwell, L ERA: 4.57	(8, 1)	1.0		8	5	3	3	1	0	0	0	0	0	0	10	10	27.00	5.000

PITCHER	IP	WLS	BF	H	R	ER	SO	BB	IBB	HBP	BLK	WP	HR	S	P	ERA	WHIP

AB	35
R	8
H	12
RBI	7
BB	3
SO	5
LOB	15

WP: 0 PB: 0 SB: 2 CS: 1 PA: 40

livebaseballscorecards.com

Cincinnati Reds @ New York Mets

Shea Stadium, Flushing, NY

Wed Jun 08 1977, 7:05 PM EDT

Att. 19,681 - Unknown

TOP

livebaseballscorecards.com

Batter	1	2	3	4	5	6	7	8	9	AB	R	H	RBI	BB	SO	LOB
Pete Rose, S (1, 5) OBP: 0.402, SLG: 0.441	F9	FC3-6 BB		6-3			5-3		K	4	0	0	0	1	1	0
Doug Flynn, R (9, 5) OBP: 0.192, SLG: 0.240										0	0	0	0	0	0	0
Ken Griffey, L (1, 9) OBP: 0.358, SLG: 0.437	HR BB BB	FC3-6 1-2f			6-3		6-3		6-3	4	1	0	0	1	0	1
Joe Morgan, L (1, 4) OBP: 0.427, SLG: 0.489	HR 1-2 BB		F9 BLK 2B 1B		P4		1B			3	2	2	0	1	0	0
George Foster, R (1, 7) OBP: 0.384, SLG: 0.559	1-H 2-H HR		F9 1-3		F8		K			4	1	1	3	0	1	2
Johnny Bench, R (1, 2) OBP: 0.282, SLG: 0.503	K		3-H 2B			5-3		5-3		4	0	1	1	0	1	0
Dave Concepcion, R (1, 6) OBP: 0.335, SLG: 0.351	1B		5-3			BB 1B 1B		CS E 1B		4	1	3	0	0	0	1
Dan Driessen, L (1, 3) OBP: 0.349, SLG: 0.410	F7		K			1B 1-2 BB		E3 1-2		3	0	0	0	1	1	3
Cesar Geronimo, L (1, 8) OBP: 0.333, SLG: 0.424		G3		G3-6-4 1B		1B 1-3 2-H		G3 2-3		4	0	2	1	0	0	2
Jack Billingham, R (1, 1) OBP: 0.200, SLG: 0.229		G3		G3-6-4 1-2f		K			K	4	0	0	0	0	2	2
Inning Stats	R: 3 H: 2 E: 0 LOB: 1 K: 1 BB: 2 S: 7 P: 15	R: 0 H: 0 E: 0 LOB: 1 K: 0 BB: 1 S: 3 P: 7	R: 1 H: 2 E: 0 LOB: 1 K: 1 BB: 0 S: 7 P: 7	R: 0 H: 1 E: 0 LOB: 0 K: 0 BB: 0 S: 3 P: 3	R: 0 H: 0 E: 0 LOB: 0 K: 0 BB: 0 S: 3 P: 3	R: 1 H: 2 E: 0 LOB: 1 K: 1 BB: 1 S: 6 P: 10	R: 0 H: 1 E: 0 LOB: 1 K: 1 BB: 0 S: 6 P: 6	R: 0 H: 1 E: 1 LOB: 1 K: 0 BB: 0 S: 4 P: 4	R: 0 H: 0 E: 0 LOB: 0 K: 2 BB: 0 S: 7 P: 7	1B: 7 SF: 0 2B: 1 SAC: 0 3B: 0 DP: 1 HR: 1 HBP: 0							

	AB	34
	R	5
	H	9
	RBI	5
	BB	4
	SO	6
	LOB	11

WP: 0 PA: 38
PB: 0
SB: 0
CS: 1

PITCHER		IP	WLS	BF	H	R	ER	SO	BB	IBB	HBP	BLK	WP	HR	S	P	ERA	WHIP
Jerry Koosman, L ERA: 3.1	(1, 1)	8.0	L	35	9	5	5	4	4	0	0	1	0	1	39	55	5.62	1.625
Rick Baldwin, R ERA:	(9, 1)	1.0		3	0	0	0	2	0	0	0	0	0	0	7	7	0.00	0.000

PITCHER	IP	WLS	BF	H	R	ER	SO	BB	IBB	HBP	BLK	WP	HR	S	P	ERA	WHIP

BOTTOM

Cincinnati Reds @ New York Mets

Shea Stadium, Flushing, NY

Wed Jun 08 1977, 7:05 PM EDT

Att. 19,681 - Unknown

livebaseballscorecards.com

Batter	1	2	3	4	5	6	7	8	9	AB	R	H	RBI	BB	SO	LOB
Lenny Randle, S (1, 5) OBP: 0.403, SLG: 0.455	G1-4-3 1B		F7		1B			1B 1B		4	0	3	0	0	0	1
Felix Millan, R (1, 4) OBP: 0.242, SLG: 0.255	G1-4-3 1-2f			BB 2B	L7			P6		4	0	1	0	0	0	3
John Milner, L (1, 3) OBP: 0.364, SLG: 0.472	F9			K		6-3		1-2 1B		4	0	1	0	0	1	1
Dave Kingman, R (1, 7) OBP: 0.275, SLG: 0.402		F3		F8		G4-6-3 1B		F7		4	0	1	0	0	0	3
Ed Kranepool, L (1, 9) OBP: 0.364, SLG: 0.535		F8		BB BB		G4-6-3 1-2f			K	3	0	0	0	1	1	1
John Stearns, R (1, 2) OBP: 0.366, SLG: 0.472		K		1-2 2-3 BB			F8		4-3	3	0	0	0	1	1	0
Lee Mazzilli, S (1, 8) OBP: 0.309, SLG: 0.289			4-3 1B	4-3			K		F7	4	0	1	0	0	1	3
Bud Harrelson, S (1, 6) OBP: 0.246, SLG: 0.248			4-3 1-2		CS 1B		F8			3	0	1	0	0	0	1
Jerry Koosman, R (1, 1) OBP: 0.094, SLG: 0.194 Mike Phillips, L (8, PH) OBP: 0.205, SLG: 0.227 Rick Baldwin, L (9, 1)			5-3		K 1-2			5-3		2 1 0	0 0 0	0 0 0	0 0 0	0 0 0	1 0 0	2 0 0
Inning Stats	R: 0 E: 0 K: 0 S: 3 H: 1 LOB: 0 BB: 0 P: 3	R: 0 E: 0 K: 1 S: 5 H: 0 LOB: 0 BB: 0 P: 5	R: 0 E: 0 K: 0 S: 4 H: 1 LOB: 1 BB: 0 P: 4	R: 0 E: 0 K: 1 S: 6 H: 1 LOB: 3 BB: 2 P: 14	R: 0 E: 0 K: 1 S: 6 H: 2 LOB: 1 BB: 0 P: 6	R: 0 E: 0 K: 0 S: 3 H: 1 LOB: 0 BB: 0 P: 3	R: 0 E: 0 K: 1 S: 5 H: 0 LOB: 0 BB: 0 P: 5	R: 0 E: 0 K: 0 S: 5 H: 2 LOB: 2 BB: 0 P: 5	R: 0 E: 0 K: 1 S: 5 H: 0 LOB: 0 BB: 0 P: 5	1B: 7 2B: 1 3B: 0 HR: 0	SF: 0 SAC: 0 DP: 2 HBP: 0						

	AB	32
	R	0
	H	8
	RBI	0
	BB	2
	SO	5
	LOB	15

PITCHER	IP	WLS	BF	H	R	ER	SO	BB	IBB	HBP	BLK	WP	HR	S	P	ERA	WHIP
Jack Billingham, R (1, 1) ERA: 3.34	9.0	W	34	8	0	0	5	2	0	0	0	0	0	42	50	0.00	1.111

PITCHER	IP	WLS	BF	H	R	ER	SO	BB	IBB	HBP	BLK	WP	HR	S	P	ERA	WHIP

WP: 0 PB: 0 SB: 0 CS: 1 PA: 34

Batter	1	2	3	4	5	6	7	8	9	AB	R	H	RBI	BB	SO	LOB
Lenny Randle, S (1, 5) OBP: 0.399, SLG: 0.444	F7		K		BB			6-3		3	0	0	0	1	1	1
Felix Millan, R (1, 4) OBP: 0.235, SLG: 0.248	4-3		F8		F9			F8		4	0	0	0	0	0	3
John Milner, L (1, 3) OBP: 0.354, SLG: 0.457	4-3			K		4-3		F9		4	0	0	0	0	1	0
Dave Kingman, R (1, 7) OBP: 0.270, SLG: 0.394		4-3		P4		K			6-3	4	0	0	0	0	1	0
Ed Kranepool, L (1, 9) OBP: 0.354, SLG: 0.519		F3		3-1		4-3			G3	4	0	0	0	0	0	0
John Stearns, R (1, 2) OBP: 0.369, SLG: 0.473		1B			E SF8 1B		1-3		F8	4	1	2	0	0	0	0
Lee Mazzilli, S (1, 8) OBP: 0.305, SLG: 0.284		G3			E6 1-3		1-3			3	0	0	0	0	0	2
Bud Harrelson, S (1, 6) OBP: 0.248, SLG: 0.246			4-3		SF8 3-H		BB			1	0	0	1	1	0	0
Jon Matlack, L (1, 1) OBP: 0.214, SLG: 0.125			BB		K		P6			1	0	0	0	1	1	1
Mike Phillips, L (7, PH) OBP: 0.203, SLG: 0.224										1	0	0	0	0	0	1
Rick Baldwin, L (7, 1)										0	0	0	0	0	0	0
Inning Stats	R: 0 E: 0 K: 0 S: 3 H: 0 LOB: 0 BB: 0 P: 3	R: 0 E: 0 K: 0 S: 4 H: 1 LOB: 1 BB: 0 P: 4	R: 0 E: 0 K: 1 S: 5 H: 0 LOB: 1 BB: 1 P: 9	R: 0 E: 0 K: 1 S: 5 H: 0 LOB: 0 BB: 0 P: 5	R: 1 E: 1 K: 1 S: 7 H: 1 LOB: 2 BB: 1 P: 11	R: 0 E: 0 K: 1 S: 5 H: 0 LOB: 0 BB: 0 P: 5	R: 0 E: 0 K: 0 S: 3 H: 0 LOB: 1 BB: 1 P: 7	R: 0 E: 0 K: 0 S: 3 H: 0 LOB: 0 BB: 0 P: 3	R: 0 E: 0 K: 0 S: 3 H: 0 LOB: 0 BB: 0 P: 3	1B: 2 2B: 0 3B: 0 HR: 0 SF: 1 SAC: 0 DP: 0 HBP: 0						

PITCHER	IP	WLS	BF	H	R	ER	SO	BB	IBB	HBP	BLK	WP	HR	S	P	ERA	WHIP
Joaquin Andujar, R (1, 1) ERA: 3.44	9.0	W	33	2	1	0	4	3	0	0	0	0	0	38	50	0.00	0.556

PITCHER	IP	WLS	BF	H	R	ER	SO	BB	IBB	HBP	BLK	WP	HR	S	P	ERA	WHIP

TOP

New York Mets @ Houston Astros

Astrodome, Houston, TX

Fri Jun 10 1977, 8:05 PM EDT

Att. 10,623 - Dome

livebaseballscorecards.com

AB	29
R	1
H	2
RBI	1
BB	3
SO	4
LOB	8

WP: 0 PB: 0 SB: 0 CS: 0 PA: 33

Batter	1	2	3	4	5	6	7	8	9	AB	R	H	RBI	BB	SO	LOB
Cesar Cedeno, R (1, 8) OBP: 0.327, SLG: 0.297	6-3		SF8 HBP	F9			SH1-4 1-2			1	1	0	0	0	0	0
Wilbur Howard, S (4, PH) (5, 8) OBP: 0.238, SLG: 0.293										1	0	0	0	0	0	1
Enos Cabell, R (1, 5) OBP: 0.318, SLG: 0.417	F5		SF8 1-H		CS 1B		FC 2-H			3	0	1	1	0	0	0
Jose Cruz, L (1, 9) OBP: 0.321, SLG: 0.381	K		F7		L6 1-2		31-6-4-3 IBB			3	0	0	0	1	1	1
Joe Ferguson, R (1, 2) OBP: 0.376, SLG: 0.467		P3	F7		5-3		G1-6-4-3 1-2f			4	0	0	0	0	0	2
Bob Watson, R (1, 3) OBP: 0.351, SLG: 0.463		FC5 BB 1B		2B BB		G5-4-3 1B		L9		3	1	2	0	1	0	0
Cliff Johnson, R (1, 7) OBP: 0.410, SLG: 0.584		E 1-2 BB		1B 1-H FC1-6 2B		G5-4-3 1-2f		4-3		2	1	1	1	1	0	1
Art Gardner, L (7, 7) OBP: 0.175, SLG: 0.154										1	0	0	0	0	0	0
Art Howe, R (1, 4) OBP: 0.381, SLG: 0.525		FC5 1-3 2-3f		FC1-6 2-3 1B		BB		FC5-4 HBP		2	0	1	0	1	0	2
Julio Gonzalez, R (1, 6) OBP: 0.287, SLG: 0.343		IBB		FC1-6 BLK 1-2f 3-H		P3		FC5-4 1-2f		3	0	0	1	1	0	3
Joaquin Andujar, S (1, 1) OBP: 0.267, SLG: 0.276		K		K 1-2			SH1-4 E 1B			3	1	1	0	0	2	4
Inning Stats	R: 0 E: 0 K: 1 S: 5 H: 0 LOB: 0 BB: 0 P: 5	R: 0 E: 1 K: 1 S: 6 H: 1 LOB: 3 BB: 2 P: 14	R: 1 E: 1 K: 0 S: 3 H: 0 LOB: 0 BB: 0 P: 4	R: 2 E: 0 K: 1 S: 7 H: 2 LOB: 1 BB: 1 P: 11	R: 0 E: 0 K: 0 S: 3 H: 1 LOB: 0 BB: 0 P: 3	R: 0 E: 0 K: 0 S: 3 H: 1 LOB: 1 BB: 1 P: 7	R: 1 E: 1 K: 0 S: 4 H: 1 LOB: 1 BB: 1 P: 8	R: 0 E: 0 K: 0 S: 3 H: 0 LOB: 1 BB: 0 P: 4		1B: 5 2B: 1 3B: 0 HR: 0	SF: 1 SAC: 1 DP: 2 HBP: 2						

BOTTOM

New York Mets @ Houston Astros

Astrodome, Houston, TX

Fri Jun 10 1977, 8:05 PM EDT

Att. 10,623 - Dome

livebaseballscorecards.com

AB	26
R	4
H	6
RBI	3
BB	5
SO	3
LOB	14

WP: 0 PB: 0 SB: 1 CS: 1 PA: 35

PITCHER	IP	WLS	BF	H	R	ER	SO	BB	IBB	HBP	BLK	WP	HR	S	P	ERA	WHIP
Jon Matlack, L (1, 1) ERA: 3.72	6.0	L	26	5	3	2	3	3	1	1	1	0	0	27	44	3.00	1.333
Rick Baldwin, R (7, 1) ERA:	2.0		9	1	1	0	0	0	1	1	0	0	0	7	12	0.00	0.500

PITCHER	IP	WLS	BF	H	R	ER	SO	BB	IBB	HBP	BLK	WP	HR	S	P	ERA	WHIP

Batter	1	2	3	4	5	6	7	8	9	AB	R	H	RBI	BB	SO	LOB
Lenny Randle, S (1, 5) OBP: 0.399, SLG: 0.443	G3 1-3 1B		5-3 2B 1B	4-3			L1		1-3	5	1	2	0	0	0	3
Felix Millan, R (1, 4) OBP: 0.229, SLG: 0.242	1-3 1-2		5-3 1-2		F8		F9			4	0	0	0	0	0	2
John Milner, L (1, 3) OBP: 0.358, SLG: 0.466	G3 2-3		2-H 2B		S 1B		F9			4	0	2	1	0	0	1
Dave Kingman, R (1, 7) OBP: 0.264, SLG: 0.385	F9		K		K 1-2			K		4	0	0	0	0	3	3
Ed Kranepool, L (1, 9) OBP: 0.351, SLG: 0.507		BBBB 2B BB	4-3		4-3			1-3		3	0	0	0	1	0	2
John Stearns, R (1, 2) OBP: 0.360, SLG: 0.460		F9		1-3		F3		6-3		4	0	0	0	0	0	1
Lee Mazzilli, S (1, 8) OBP: 0.300, SLG: 0.279		F5		F8		P5			3-1	4	0	0	0	0	0	1
Mike Phillips, L (1, 6) OBP: 0.229, SLG: 0.288		1-3 2B		1B 1B		3B			F7	4	0	3	0	0	0	0
Craig Swan, R (1, 1) OBP: 0.059, SLG: 0.059		K		1-2 1B		6-3			1B	2	0	1	0	0	1	2
Ron Hodges, L (6, PH) OBP: 0.346, SLG: 0.360										1	0	0	0	0	0	1
Bob Myrick, R (6, 1)										0	0	0	0	0	0	0
Bruce Boisclair, L (9, PH) OBP: 0.350, SLG: 0.372										1	0	1	0	0	0	0
Inning Stats	R: 0 E: 0 K: 0 S: 4 H: 1 LOB: 1 BB: 0 P: 4	R: 0 E: 0 K: 1 S: 6 H: 1 LOB: 2 BB: 1 P: 10	R: 1 E: 0 K: 1 S: 7 H: 2 LOB: 1 BB: 0 P: 7	R: 0 E: 0 K: 0 S: 5 H: 2 LOB: 2 BB: 0 P: 5	R: 0 E: 0 K: 1 S: 6 H: 1 LOB: 1 BB: 0 P: 6	R: 0 E: 0 K: 0 S: 4 H: 1 LOB: 1 BB: 0 P: 4	R: 0 E: 0 K: 0 S: 3 H: 0 LOB: 0 BB: 0 P: 3	R: 0 E: 0 K: 1 S: 5 H: 0 LOB: 0 BB: 0 P: 5	R: 0 E: 0 K: 0 S: 4 H: 1 LOB: 1 BB: 0 P: 4	1B: 6 2B: 2 3B: 1 HR: 0	SF: 0 SAC: 0 DP: 0 HBP: 0						

PITCHER	IP	WLS	BF	H	R	ER	SO	BB	IBB	HBP	BLK	WP	HR	S	P	ERA	WHIP
J.R. Richard, R (1, 1) ERA: 3.32	9.0	W	37	9	1	1	4	1	0	0	0	0	0	44	48	1.00	1.111

PITCHER	IP	WLS	BF	H	R	ER	SO	BB	IBB	HBP	BLK	WP	HR	S	P	ERA	WHIP

New York Mets @ Houston Astros

Astrodome, Houston, TX

Sat Jun 11 1977, 8:05 PM EDT

Dome

TOP

livebaseballscorecards.com

AB	36
R	1
H	9
RBI	1
BB	1
SO	4
LOB	16

PA:	37
WP:	0
PB:	0
SB:	1
CS:	0

BOTTOM

New York Mets @ Houston Astros

Astrodome, Houston, TX

Sat Jun 11 1977, 8:05 PM EDT

Dome

livebaseballscorecards.com

Batter	1	2	3	4	5	6	7	8	9	AB	R	H	RBI	BB	SO	LOB
Cesar Cedeno, R (1, 8) OBP: 0.320, SLG: 0.290	P7		F4		F7		L5			4	0	0	0	0	0	1
Enos Cabell, R (1, 5) OBP: 0.321, SLG: 0.438	E7 F6		5-3		1-H HR		S 1B 2B			4	2	2	2	0	0	0
Jose Cruz, L (1, 9) OBP: 0.324, SLG: 0.383	F6 3-H			4-3	E 1B		CS 2-H 1B			4	0	2	1	0	0	1
Willie Crawford, L (1, 7) OBP: 0.345, SLG: 0.350		3-1		4-3	E5 1-2		BBBB FC6 1-2 BB			3	0	0	0	1	0	1
Wilbur Howard, S (8, 7) OBP: 0.238, SLG: 0.293										0	0	0	0	0	0	0
Bob Watson, R (1, 3) OBP: 0.353, SLG: 0.471		1B 3B		BBBB 4-0 1B BB	SSS K		FC6 1-2f			3	1	1	0	1	1	3
Joe Ferguson, R (1, 2) OBP: 0.379, SLG: 0.468		3-H 1B		FC6-4 1-2 1B	SSS K			F2		4	0	2	1	0	1	0
Art Howe, R (1, 4) OBP: 0.378, SLG: 0.524		SSS K		FC6-4 1-2f	6-3 2B			SSS K		4	0	1	0	0	2	3
Julio Gonzalez, R (1, 6) OBP: 0.282, SLG: 0.337		F8			6-3	6-3 2-3		6-3		4	0	0	0	0	0	2
J.R. Richard, R (1, 1) OBP: 0.125, SLG: 0.226			SSS K		S CI HR	5-3				2	1	0	0	0	1	1
Inning Stats	R: 0 E: 1 K: 0 S: 3 H: 0 LOB: 0 BB: 0 P: 3	R: 1 E: 0 K: 1 S: 7 H: 2 LOB: 1 BB: 0 P: 7	R: 0 E: 0 K: 1 S: 5 H: 0 LOB: 0 BB: 0 P: 5	R: 0 E: 0 K: 0 S: 4 H: 1 LOB: 2 BB: 1 P: 8	R: 2 E: 2 K: 1 S: 9 H: 2 LOB: 2 BB: 0 P: 9	R: 0 E: 0 K: 1 S: 6 H: 1 LOB: 1 BB: 0 P: 6	R: 1 E: 0 K: 0 S: 4 H: 2 LOB: 1 BB: 1 P: 8	R: 0 E: 0 K: 1 S: 5 H: 0 LOB: 0 BB: 0 P: 5		1B: 4 2B: 2 3B: 1 HR: 1	SF: 0 SAC: 0 DP: 0 HBP: 0						

	AB	32
	R	4
	H	8
	RBI	4
	BB	2
	SO	5
	LOB	12

WP: 0 PB: 0 SB: 1 CS: 1 PA: 35

PITCHER		IP	WLS	BF	H	R	ER	SO	BB	IBB	HBP	BLK	WP	HR	S	P	ERA	WHIP
Craig Swan, R ERA: 4.56	(1, 1)	5.0	L	23	5	3	1	3	1	0	0	0	0	1	28	32	1.80	1.200
Bob Myrick, L ERA: 3.1	(6, 1)	3.0		12	3	1	1	2	1	0	0	0	0	0	15	19	3.00	1.333

PITCHER	IP	WLS	BF	H	R	ER	SO	BB	IBB	HBP	BLK	WP	HR	S	P	ERA	WHIP

Batter	1	2	3	4	5	6	7	8	9	10	AB	R	H	RBI	BB	SO	LOB
Lenny Randle, S (1, 5) OBP: 0.403, SLG: 0.437	K2-3	G1-2-3 1-2 2-3 3-Hf		FC3-6 1B		4-3			FC4-6 1-2 BB	SH1-4 IBB	4	0	1	0	2	1	4
Bud Harrelson, S (1, 6) OBP: 0.248, SLG: 0.246	FC1-6 1B	F9		FC3-6 1-2f			F9		FC4-6 E E 1-2f 2-3	SH1-4 1-2 2-3	4	0	1	0	0	0	3
John Stearns, R (9, PH) OBP: 0.358, SLG: 0.457											1	1	0	0	0	0	2
Skip Lockwood, R (9, 1) OBP: 0.286, SLG: 0.286											0	0	0	0	0	0	0
John Milner, L (1, 3) OBP: 0.357, SLG: 0.478	FC1-6 E 1B 1-2f		HR	F7			K		E3 E 1-3 3-H	IBB	5	1	1	1	1	1	3
Dave Kingman, R (1, 7) OBP: 0.262, SLG: 0.379	E9 1-3 1B		K		K		K		E5 2-3 3-H	F8	6	0	1	0	0	3	4
Ed Kranepool, L (1, 9) OBP: 0.344, SLG: 0.496	F5		F8		3-1			F9	F9		3	0	0	0	0	0	2
Mike Vail, R (8, PH) OBP: 0.404, SLG: 0.500											2	0	0	0	0	0	2
(8, 9)																	
Lee Mazzilli, S (10, 8) OBP: 0.300, SLG: 0.279											0	0	0	0	0	0	0
Bruce Boisclair, L (1, 8) OBP: 0.361, SLG: 0.388		HBP 1B 1B 1B	BB PB S		L4			P1		SH 2B	4	2	2	0	1	0	0
(10, 9)																	
Jerry Grote, R (1, 2) OBP: 0.337, SLG: 0.320		1B HBP 1-2 G1-2-3 1B	BB 1-3			6-3		5-3		SH 4-3 2B 2-H	3	1	1	0	1	0	0
Mike Phillips, L (1, 4) OBP: 0.239, SLG: 0.286	G1-2-3 1B 1-2 2-3 HBP		K			SH3-4 1B			F8	4-3 2-3	4	0	1	0	0	1	3
(9, 6)																	
Nino Espinosa, R (1, 1) OBP: 0.188, SLG: 0.071											2	0	1	1	0	0	0
Bob Apodaca, R (7, 1) OBP: 1.000, SLG: 1.000											0	0	0	0	0	0	0
Bob Myrick, R (7, 1)											0	0	0	0	0	0	0
Felix Millan, R (9, PH) OBP: 0.239, SLG: 0.253											1	1	1	1	1	0	0
(9, 4)		G1-2-3 1-2 2-3 3-H 1B		F9		SH3-4 1-2			FC4-6 E BB	SH1-4 3-H 2B							
Inning Stats	R: 0 E: 1 K: 1 S: 7 H: 2 LOB: 2 BB: 0 P: 7	R: 1 E: 0 K: 0 S: 5 H: 3 LOB: 2 BB: 0 P: 6	R: 1 E: 0 K: 2 S: 8 H: 1 LOB: 2 BB: 2 P: 16	R: 0 E: 0 K: 0 S: 4 H: 1 LOB: 1 BB: 0 P: 4	R: 0 E: 0 K: 1 S: 5 H: 0 LOB: 0 BB: 0 P: 5	R: 0 E: 0 K: 0 S: 4 H: 1 LOB: 1 BB: 0 P: 4	R: 0 E: 0 K: 2 S: 7 H: 0 LOB: 0 BB: 0 P: 7	R: 0 E: 0 K: 0 S: 3 H: 0 LOB: 0 BB: 0 P: 3	R: 2 E: 2 K: 0 S: 5 H: 0 LOB: 2 BB: 2 P: 13	R: 2 E: 1 K: 0 S: 6 H: 2 LOB: 3 BB: 2 P: 14	1B: 7 2B: 2 3B: 0 HR: 1 SF: 0 SAC: 3 DP: 1 HBP: 1						

PITCHER	IP	WLS	BF	H	R	ER	SO	BB	IBB	HBP	BLK	WP	HR	S	P	ERA	WHIP
Bo McLaughlin, R (1, 1) ERA: 4.81	1.0		9	5	1	1	1	0	0	1	0	0	0	10	11	9.00	5.000
Joe Niekro, R (2, 1) ERA: 3.15	4.0		15	2	1	1	3	2	0	0	0	0	1	19	27	2.25	1.000
Joe Sambito, L (6, 1) ERA: 1.77	3.1		13	1	2	0	2	2	0	0	0	0	0	15	23	0.00	0.900
Ken Forsch, R (9, 1) ERA: 3.35	1.2	L	12	2	2	1	0	0	2	0	0	0	0	10	18	5.40	1.200

PITCHER	IP	WLS	BF	H	R	ER	SO	BB	IBB	HBP	BLK	WP	HR	S	P	ERA	WHIP

TOP

New York Mets @ Houston Astros

Astrodome, Houston, TX

Sat Jun 11 1977, 8:05 PM EDT

Att. 27,945 - Dome

livebaseballscorecards.com

AB	39
R	6
H	10
RBI	3
BB	6
SO	6
LOB	23

WP: 0	PA: 49		
PB: 1			
SB: 1			
CS: 0			

New York Mets @ Houston Astros

Astrodome, Houston, TX

Sat Jun 11 1977, 8:05 PM EDT

Att. 27,945 - Dome

livebaseballscorecards.com

BOTTOM

Batter	1	2	3	4	5	6	7	8	9	10	AB	R	H	RBI	BB	SO	LOB
Cesar Cedeno, R (1, 8) OBP: 0.314, SLG: 0.283	F7		4-3		SH5-3 1-2		F9		F3		4	0	0	0	0	0	3
Enos Cabell, R (1, 5) OBP: 0.327, SLG: 0.440	S 1B		BBB FC4-6 BB		6-3		3B 1-3 1B		F4		4	1	2	0	1	0	3
Jose Cruz, L (1, 9) OBP: 0.326, SLG: 0.408	F7 1-2		FC4-6 1B 1-2f		HR 2-H		1-H 3-H 3B		F7		5	1	2	4	0	0	4
Willie Crawford, L (1, 7) OBP: 0.350, SLG: 0.350 Wilbur Howard, S (8, 7) OBP: 0.238, SLG: 0.293 Ken Boswell, L (10, PH) OBP: 0.357, SLG: 0.306	BBBB BB		F6		F7		F8			3 0 1	0 0 0	1 0 0	0 0 0	1 0 0	0 0 0	1 0 0
Bob Watson, R (1, 3) OBP: 0.350, SLG: 0.469	F9		F8	F6		5-3				F8 2B	5	0	1	0	0	0	4
Art Howe, R (1, 4) OBP: 0.372, SLG: 0.512		F8		L5		G3-6-3 1B		6-3		F8 2-3	5	0	1	0	0	0	1
Ed Herrmann, L (1, 2) OBP: 0.250, SLG: 0.211 Cliff Johnson, R (10, PH) OBP: 0.407, SLG: 0.580	1B			F6		G3-6-3 1-2f		F7		SSS K	4 1	0 0	1 0	0 0	0 0	0 1	1 1
Julio Gonzalez, R (1, 6) OBP: 0.286, SLG: 0.333		SSS K		F4			BBBB 1B 3B BB		BBBB SH BB		2	1	0	0	2	1	1
Bo McLaughlin, R (1, 1) Joe Niekro, R (2, 1) OBP: 0.167, SLG: 0.167 Art Gardner, L (5, PH) OBP: 0.195, SLG: 0.175 Joe Sambito, L (6, 1) OBP: 0.333, SLG: 0.333 Ken Forsch, R (9, 1)	SSS K				SH5-3 HR		SSS K		SH 1-2		0 1 1 1 0	0 0 1 0 0	0 0 1 0 0	0 0 0 0 0	0 1 0 1 0	0 1 0 0 0	0 1 0 1 0
Inning Stats	R: 0 E: 0 K: 0 S: 4 H: 1 LOB: 2 BB: 1 P: 8	R: 0 E: 0 K: 2 S: 8 H: 1 LOB: 1 BB: 0 P: 8	R: 0 E: 0 K: 0 S: 4 H: 1 LOB: 2 BB: 1 P: 8	R: 0 E: 0 K: 0 S: 3 H: 0 LOB: 0 BB: 0 P: 3	R: 2 E: 0 K: 0 S: 5 H: 2 LOB: 0 BB: 0 P: 5	R: 0 E: 0 K: 0 S: 3 H: 1 LOB: 0 BB: 0 P: 3	R: 2 E: 0 K: 1 S: 7 H: 2 LOB: 1 BB: 1 P: 11	R: 0 E: 0 K: 0 S: 3 H: 0 LOB: 0 BB: 0 P: 3	R: 0 E: 0 K: 0 S: 4 H: 0 LOB: 2 BB: 1 P: 8	R: 0 E: 0 K: 1 S: 6 H: 1 LOB: 1 BB: 0 P: 6	1B: 6 2B: 1 3B: 1 HR: 1	SF: 0 SAC: 2 DP: 1 HBP: 0					

AB	37
R	4
H	9
RBI	4
BB	4
SO	4
LOB	21

WP: 0 PA: 43
PB: 0
SB: 1
CS: 0

PITCHER		IP	WLS	BF	H	R	ER	SO	BB	IBB	HBP	BLK	WP	HR	S	P	ERA	WHIP
Nino Espinosa, R ERA: 3.86	(1, 1)	6.0		25	6	2	2	2	2	0	0	0	0	1	27	35	3.00	1.333
Bob Apodaca, R ERA: 3.3	(7, 1)	0.2		5	2	2	2	1	1	0	0	0	0	0	6	10	27.00	4.500
Bob Myrick, L ERA: 2.97	(7, 1)	1.1		4	0	0	0	0	0	0	0	0	0	0	4	4	0.00	0.000
Skip Lockwood, R ERA: 3.34	(9, 1)	2.0	W	9	1	0	0	1	1	0	0	0	0	0	10	14	0.00	1.000

PITCHER	IP	WLS	BF	H	R	ER	SO	BB	IBB	HBP	BLK	WP	HR	S	P	ERA	WHIP

Batter	1	2	3	4	5	6	7	8	9	AB	R	H	RBI	BB	SO	LOB
Lenny Randle, S (1, 5) OBP: 0.399, SLG: 0.432	F8		F9		F4			4-3 WP 1B 2-H		4	1	1	1	0	0	0
Bud Harrelson, S (1, 6) OBP: 0.242, SLG: 0.239	F4		F3			P3		4-3 2-3		4	0	0	0	0	0	1
John Milner, L (1, 3) OBP: 0.366, SLG: 0.479	BB			1B		G5-4-3 BB		K 3-H		2	0	1	0	2	1	0
Dave Kingman, R (1, 7) OBP: 0.261, SLG: 0.376	K			1-2 1B		G5-4-3 1-2f			K	4	0	1	0	0	2	2
Mike Vail, R (1, 9) OBP: 0.409, SLG: 0.500		K		F8			P6 1B		2B 1B	4	1	2	0	0	1	2
John Stearns, R (1, 2) OBP: 0.362, SLG: 0.461		G3 HBP		L7			P6 1-2		1-H 2B	3	0	1	1	0	0	3
Bruce Boisclair, L (1, 8) OBP: 0.348, SLG: 0.373		G3 1-2		F8			K		1-3	4	0	0	0	0	1	4
Felix Millan, R (1, 4) OBP: 0.239, SLG: 0.253		F9	F7					SH1-4 1B 1B	5-3	4	1	1	0	0	0	2
Tom Seaver, R (1, 1) OBP: 0.206, SLG: 0.161			F6		F3			SH1-4 1-2		2	0	0	0	0	0	0
Inning Stats	R: 0 E: 0 K: 1 S: 5 H: 0 LOB: 1 BB: 1 P: 9	R: 0 E: 0 K: 1 S: 5 H: 0 LOB: 1 BB: 0 P: 6	R: 0 E: 0 K: 0 S: 3 H: 0 LOB: 0 BB: 0 P: 3	R: 0 E: 0 K: 0 S: 5 H: 2 LOB: 2 BB: 0 P: 5	R: 0 E: 0 K: 0 S: 3 H: 0 LOB: 0 BB: 0 P: 3	R: 0 E: 0 K: 0 S: 2 H: 0 LOB: 0 BB: 1 P: 6	R: 0 E: 0 K: 1 S: 5 H: 1 LOB: 0 BB: 0 P: 5	R: 2 E: 0 K: 1 S: 7 H: 2 LOB: 0 BB: 0 P: 7	R: 1 E: 0 K: 1 S: 7 H: 2 LOB: 1 BB: 0 P: 7	1B: 6 2B: 1 3B: 0 HR: 0	SF: 0 SAC: 1 DP: 1 HBP: 1						

New York Mets @ Houston Astros

Astrodome, Houston, TX

Sun Jun 12 1977, 4:33 AM EDT

Att. 10,439 - Dome

TOP

livebaseballscorecards.com

AB	31
R	3
H	7
RBI	2
BB	2
SO	5
LOB	14

WP: 1 PB: 0 SB: 0 CS: 0 PA: 35

PITCHER		IP	WLS	BF	H	R	ER	SO	BB	IBB	HBP	BLK	WP	HR	S	P	ERA	WHIP
Floyd Bannister, L ERA: 6.12	(1, 1)	8.0	L	30	5	2	2	4	2	0	1	0	1	0	35	44	2.25	0.875
Gene Pentz, R ERA: 3.18	(9, 1)	1.0		5	2	1	1	1	0	0	0	0	0	0	7	7	9.00	2.000

PITCHER	IP	WLS	BF	H	R	ER	SO	BB	IBB	HBP	BLK	WP	HR	S	P	ERA	WHIP

New York Mets @ Houston Astros

Astrodome, Houston, TX

Sun Jun 12 1977, 4:33 AM EDT

Att. 10,439 - Dome

BOTTOM

Batter	1	2	3	4	5	6	7	8	9	AB	R	H	RBI	BB	SO	LOB
Cesar Cedeno, R (1, 8) OBP: 0.313, SLG: 0.294	SF9 3B		K		FC4-6 1-2f			F8		4	1	1	0	0	1	1
Enos Cabell, R (1, 5) OBP: 0.321, SLG: 0.431	6-3		F8			L5		K		4	0	0	0	0	1	1
Jose Cruz, L (1, 9) OBP: 0.320, SLG: 0.402	SF9 3-H			K		F3			F7	3	0	0	1	0	1	0
Willie Crawford, L (1, 7) OBP: 0.347, SLG: 0.346	4-3			WP 6-3 1B		F4			1-3	4	0	1	0	0	0	0
Joe Ferguson, R (1, 2) OBP: 0.376, SLG: 0.463		F9		6-3 1-2			K		BB 1B	4	0	1	0	0	1	1
Cliff Johnson, R (1, 3) OBP: 0.410, SLG: 0.571 Wilbur Howard, S (9, PR) OBP: 0.238, SLG: 0.293		6-3		K 2-3			BB		BB 1-2	2 0	0 0	0 0	0 0	2 0	1 0	1 0
Art Howe, R (1, 4) OBP: 0.368, SLG: 0.504		1B			4-3		F9		F7	4	0	1	0	0	0	3
Rob Sperring, R (1, 6) OBP: 0.224, SLG: 0.177		K			L5		6-3			3	0	0	0	0	1	2
Floyd Bannister, L (1, 1) OBP: 0.222, SLG: 0.222 Ken Boswell, L (8, PH) OBP: 0.349, SLG: 0.297 Gene Pentz, R (9, 1)			6-3		FC4-6 1B			4-3		2 1 0	0 0 0	1 0 0	0 0 0	0 0 0	0 0 0	0 0 0
Inning Stats	R: 1 E: 0 K: 0 S: 4 H: 1 LOB: 0 BB: 0 P: 4	R: 0 E: 0 K: 1 S: 6 H: 1 LOB: 1 BB: 0 P: 6	R: 0 E: 0 K: 1 S: 5 H: 0 LOB: 0 BB: 0 P: 5	R: 0 E: 0 K: 2 S: 8 H: 1 LOB: 1 BB: 0 P: 8	R: 0 E: 0 K: 0 S: 4 H: 1 LOB: 1 BB: 0 P: 4	R: 0 E: 0 K: 0 S: 3 H: 0 LOB: 0 BB: 0 P: 3	R: 0 E: 0 K: 1 S: 5 H: 0 LOB: 1 BB: 1 P: 9	R: 0 E: 0 K: 1 S: 5 H: 0 LOB: 0 BB: 0 P: 5	R: 0 E: 0 K: 0 S: 4 H: 1 LOB: 2 BB: 1 P: 8	1B: 4 2B: 0 3B: 1 HR: 0	SF: 1 SAC: 0 DP: 0 HBP: 0						

PITCHER	IP	WLS	BF	H	R	ER	SO	BB	IBB	HBP	BLK	WP	HR	S	P	ERA	WHIP
Tom Seaver, R (1, 1) ERA: 3.0	9.0	W	34	5	1	1	6	2	0	0	0	1	0	44	52	1.00	0.778

PITCHER	IP	WLS	BF	H	R	ER	SO	BB	IBB	HBP	BLK	WP	HR	S	P	ERA	WHIP

AB	31
R	1
H	5
RBI	1
BB	2
SO	6
LOB	9

WP: 1 PB: 0 SB: 0 CS: 0 PA: 34

livebaseballscorecards.com

Batter	1	2	3	4	5	6	7	8	9	AB	R	H	RBI	BB	SO	LOB
Lenny Randle, S (1, 5) OBP: 0.393, SLG: 0.420	4-3		F7		5-3		L6, FC1-6, BB 1-2	E4 1-3 2-H		4	0	0	0	1	0	1
Bud Harrelson, S (1, 6) OBP: 0.240, SLG: 0.232	F5		5-3		BB		FC1-6 1-2 2-3f	F5		4	0	0	0	1	0	4
Bruce Boisclair, L (1, 9) OBP: 0.342, SLG: 0.358	BB			G3	F8		L6 2-3	G3		4	0	0	0	1	0	5
Dave Kingman, R (1, 7) OBP: 0.269, SLG: 0.379 Mike Vail, R (9, 7) OBP: 0.409, SLG: 0.500	BB 1-2			FC4-6 1B	F9			K	L4-3 1B	4 0	0 0	2 0	0 0	1 0	1 0	1 0
John Milner, L (1, 3) OBP: 0.361, SLG: 0.465	F7			FC4-6 E S 1-2f 1B	6-3			CI 1B BB	F4	4	2	0	0	1	0	4
John Stearns, R (1, 2) OBP: 0.365, SLG: 0.468		6-3		S 1-H 1B	F8 2B			CI 1B 1-2	L4-3 1-2	4	2	2	1	0	0	1
Lee Mazzilli, S (1, 8) OBP: 0.303, SLG: 0.283		K		1B 1-H E 1B	F8 2-3			S 1-3 2-H 1B		4	2	2	2	0	1	1
Felix Millan, R (1, 4) OBP: 0.246, SLG: 0.255		6-3		E7 1-H 1B	K			1B E 1-2 IBB		3	1	1	0	1	1	1
Jerry Koosman, R (1, 1) OBP: 0.139, SLG: 0.229			5-3	6-3			FC1-6, BB 1B	E 1-2 2-H 3-H 1B		4	0	2	2	0	0	1
Inning Stats	R: 0 E: 0 K: 0 S: 3 H: 0 LOB: 2 BB: 2 P: 11	R: 0 E: 0 K: 1 S: 5 H: 0 LOB: 0 BB: 0 P: 5	R: 0 E: 0 K: 0 S: 3 H: 0 LOB: 0 BB: 0 P: 3	R: 3 E: 1 K: 0 S: 7 H: 4 LOB: 1 BB: 0 P: 7	R: 0 E: 0 K: 0 S: 3 H: 0 LOB: 1 BB: 1 P: 7	R: 0 E: 0 K: 1 S: 6 H: 1 LOB: 1 BB: 0 P: 6	R: 0 E: 0 K: 0 S: 3 H: 1 LOB: 1 BB: 1 P: 7	R: 4 E: 2 K: 1 S: 9 H: 2 LOB: 2 BB: 2 P: 17	R: 0 E: 0 K: 0 S: 3 H: 1 LOB: 0 BB: 0 P: 3	1B: 8 2B: 3 3B: 0 HR: 0 SF: 0 SAC: 0 DP: 2 HBP: 0						

PITCHER		IP	WLS	BF	H	R	ER	SO	BB	IBB	HBP	BLK	WP	HR	S	P	ERA	WHIP
Phil Niekro, R ERA: 4.82	(1, 1)	7.0	L	30	6	3	2	2	4	0	0	0	0	0	30	46	2.57	1.429
Rick Camp, R ERA: 3.45	(8, 1)	0.1		7	2	4	2	1	1	1	0	0	0	0	7	15	54.00	9.000
Steve Kline, R ERA: 3.68	(8, 1)	1.2		5	1	0	0	0	0	0	0	0	0	0	5	5	0.00	0.600

PITCHER	IP	WLS	BF	H	R	ER	SO	BB	IBB	HBP	BLK	WP	HR	S	P	ERA	WHIP

TOP

New York Mets @ Atlanta Braves

Atlanta-Fulton County Stadium, Atlanta, GA

Mon Jun 13 1977, 7:05 PM EDT

Att. 8,950 - Unknown

livebaseballscorecards.com

AB	35
R	7
H	9
RBI	5
BB	6
SO	3
LOB	19

WP: 0 PA: 42
PB: 0
SB: 3
CS: 0

New York Mets @ Atlanta Braves

Atlanta-Fulton County Stadium, Atlanta, GA

Mon Jun 13 1977, 7:05 PM EDT

Att. 8,950 - Unknown

BOTTOM

livebaseballscorecards.com

Batter	1	2	3	4	5	6	7	8	9	AB	R	H	RBI	BB	SO	LOB
Jerry Royster, R (1, 6) OBP: 0.306, SLG: 0.289	5-3		2-3		K			F7		4	0	0	0	0	1	3
Barry Bonnell, R (1, 8) OBP: 0.419, SLG: 0.418	F8			F9		F8		F7		4	0	0	0	0	0	0
Willie Montanez, L (1, 3) OBP: 0.340, SLG: 0.469	4-3			4-3		F8		1B		4	0	1	0	0	0	0
Jeff Burroughs, R (1, 9) OBP: 0.360, SLG: 0.511		BB G5-4-3		F6		BB		K		2	0	0	0	2	1	1
Gary Matthews, R (1, 7) OBP: 0.366, SLG: 0.461		K			1B E	K			6-3	4	1	1	0	0	2	2
Vic Correll, R (1, 2) OBP: 0.337, SLG: 0.447		G5-4-3 1-2f			K		F7		K	4	0	0	0	0	2	2
Junior Moore, R (1, 5) OBP: 0.327, SLG: 0.365			P3		E1 1B 1-2		1B		F9	4	0	1	0	0	0	1
Rod Gilbreath, R (1, 4) OBP: 0.316, SLG: 0.290			BB		K		K			2	0	0	0	1	2	3
Phil Niekro, R (1, 1) OBP: 0.211, SLG: 0.189			K		1-3 2-H 1B		K			2	0	1	1	0	1	1
Cito Gaston, R (7, PH) OBP: 0.267, SLG: 0.244										1	0	0	0	0	1	1
Rick Camp, R (8, 1)										0	0	0	0	0	0	0
Steve Kline, R (8, 1)										0	0	0	0	0	0	0

	AB	31
	R	1
	H	4
	RBI	1
	BB	3
	SO	10
	LOB	14

Inning Stats	1	2	3	4	5	6	7	8	9
	R: 0 E: 0 K: 0 S: 3	H: 0 LOB: 0 BB: 0 P: 3	R: 0 E: 0 K: 1 S: 4	H: 0 LOB: 0 BB: 1 P: 8	R: 0 E: 0 K: 1 S: 5	H: 0 LOB: 1 BB: 1 P: 9	R: 0 E: 0 K: 0 S: 3	H: 0 LOB: 0 BB: 0 P: 3	R: 1 E: 1 K: 3 S: 12	H: 2 LOB: 2 BB: 0 P: 12	R: 0 E: 0 K: 1 S: 5	H: 0 LOB: 1 BB: 1 P: 9	R: 0 E: 0 K: 2 S: 8	H: 1 LOB: 1 BB: 0 P: 8	R: 0 E: 0 K: 1 S: 6	H: 1 LOB: 1 BB: 0 P: 6	R: 0 E: 0 K: 1 S: 5	H: 0 LOB: 0 BB: 0 P: 5

	1B: 4	SF: 0	WP: 0	PA: 34
	2B: 0	SAC: 0	PB: 0	
	3B: 0	DP: 1	SB: 0	
	HR: 0	HBP: 0	CS: 0	

PITCHER	IP	WLS	BF	H	R	ER	SO	BB	IBB	HBP	BLK	WP	HR	S	P	ERA	WHIP
Jerry Koosman, L (1, 1) ERA: 2.82	9.0	W	34	4	1	0	10	3	0	0	0	0	0	51	63	0.00	0.778

PITCHER	IP	WLS	BF	H	R	ER	SO	BB	IBB	HBP	BLK	WP	HR	S	P	ERA	WHIP

New York Mets @ Atlanta Braves

Atlanta-Fulton County Stadium, Atlanta, GA

Tue Jun 14 1977, 7:05 PM EDT

Att. 21,954 - Unknown

TOP

livebaseballscorecards.com

Batter	1	2	3	4	5	6	7	8	9	AB	R	H	RBI	BB	SO	LOB
Lenny Randle, S (1, 5) OBP: 0.399, SLG: 0.418	4-3		S 1B 1B		2B BB		BB 1B BB 1-2		E4 G3-2 1B 1-2	3	3	1	0	2	0	1
Bud Harrelson, S (1, 6) OBP: 0.248, SLG: 0.248	6-3		1-H 1B		1-H 1B 2B		1B BB 1-2 2-3		G3-2 1B 1-2 2-3	3	1	2	2	0	0	0
Bruce Boisclair, L (7, PH) OBP: 0.347, SLG: 0.358										0	0	0	0	1	0	0
Mike Phillips, L (7, 6) OBP: 0.247, SLG: 0.294										1	0	1	0	0	0	0
John Milner, L (1, 3) OBP: 0.363, SLG: 0.463	F7		G3		2-H CS 1B		1-3 2-H 3-H 1B		G3-2 1-2 2-3 3-Hf	5	0	2	3	0	0	4
Dave Kingman, R (1, 7) OBP: 0.263, SLG: 0.370		F5		K	CS 1-2	2-3	F6		K	5	0	0	0	0	2	4
Ed Kranepool, L (1, 9) OBP: 0.348, SLG: 0.493		F8		CS 1B		BB CS		F8		3	0	1	0	1	0	0
Jerry Grote, R (1, 2) OBP: 0.349, SLG: 0.333		1B		1-2 1B		K 1-2		F8		3	0	2	0	0	1	1
Bob Apodaca, R (6, 1) OBP: 1.000, SLG: 1.000										0	0	0	0	0	0	0
Roy Staiger, R (8, PH) OBP: 0.259, SLG: 0.361										1	0	0	0	0	0	0
(8, 5)																
Lee Mazzilli, S (1, 8) OBP: 0.306, SLG: 0.284		K		L8			BB BB 1B 1B		E S BB	3	1	1	0	1	1	2
Felix Millan, R (1, 4) OBP: 0.240, SLG: 0.248			5-3		F6		F7		L8 1-3	4	0	0	0	0	0	2
Skip Lockwood, R (8, 1) OBP: 0.286, SLG: 0.286										0	0	0	0	0	0	0
Jackson Todd, R (1, 1) OBP: 0.143, SLG: 0.143			K		K		K			2	0	0	0	0	2	0
Rick Baldwin, L (5, 1)										0	0	0	0	0	0	0
John Stearns, R (6, 2) OBP: 0.366, SLG: 0.465									1B E G3-2 BB	1	0	0	0	1	1	1
Inning Stats	R: 0 E: 0 K: 0 S: 3 H: 0 LOB: 0 BB: 0 P: 3	R: 0 E: 0 K: 1 S: 6 H: 1 LOB: 1 BB: 0 P: 6	R: 1 E: 0 K: 1 S: 7 H: 2 LOB: 1 BB: 0 P: 7	R: 0 E: 0 K: 1 S: 6 H: 2 LOB: 1 BB: 0 P: 6	R: 2 E: 0 K: 1 S: 6 H: 2 LOB: 0 BB: 1 P: 10	R: 0 E: 0 K: 1 S: 4 H: 0 LOB: 0 BB: 1 P: 8	R: 2 E: 0 K: 1 S: 7 H: 2 LOB: 2 BB: 2 P: 15	R: 0 E: 0 K: 0 S: 3 H: 0 LOB: 1 BB: 1 P: 7	R: 0 E: 1 K: 1 S: 6 H: 1 LOB: 2 BB: 1 P: 10	1B: 9 2B: 1 3B: 0 HR: 0	SF: 0 SAC: 0 DP: 1 HBP: 0						

AB	34
R	5
H	10
RBI	5
BB	6
SO	7
LOB	15

WP: 0 PB: 0 SB: 2 CS: 3 PA: 41

PITCHER		IP	WLS	BF	H	R	ER	SO	BB	IBB	HBP	BLK	WP	HR	S	P	ERA	WHIP
Max Leon, R ERA: 4.5	(1, 1)	5.0	W	21	7	3	3	4	1	0	0	0	0	0	28	32	5.40	1.600
Frank LaCorte, R ERA: 11.22	(6, 1)	1.2		9	2	2	2	2	3	0	0	0	0	0	10	22	10.80	3.000
Dave Campbell, R ERA: 3.86	(7, 1)	1.1		8	1	0	0	0	2	0	0	0	0	0	6	14	0.00	2.250
Don Collins, L ERA: 5.13	(9, 1)	1.0	S	2	0	0	0	1	0	0	0	0	0	0	4	4	0.00	0.000

PITCHER		IP	WLS	BF	H	R	ER	SO	BB	IBB	HBP	BLK	WP	HR	S	P	ERA	WHIP

New York Mets @ Atlanta Braves

Atlanta-Fulton County Stadium, Atlanta, GA

Tue Jun 14 1977, 7:05 PM EDT

Att. 21,954 - Unknown

livebaseballscorecards.com

BOTTOM

Batter	1	2	3	4	5	6	7	8	9	AB	R	H	RBI	BB	SO	LOB
Barry Bonnell, R (1, 8) OBP: 0.418, SLG: 0.417	F8		1B		2-3	4-3		F8 S HR 1B		5	2	2	1	0	0	2
Jerry Royster, R (1, 5) OBP: 0.307, SLG: 0.289	F6		BB		S 2B 1B	F8		F8		4	1	1	1	1	0	2
Willie Montanez, L (1, 3) OBP: 0.348, SLG: 0.500	4-3		1B		2B		F6	HR		5	1	3	5	0	0	0
Jeff Burroughs, R (1, 9) OBP: 0.357, SLG: 0.504		L3 1B	F8		L9		F8	F4		5	0	1	0	0	0	3
Gary Matthews, R (1, 7) OBP: 0.364, SLG: 0.457		L9		6-3	K		BB S 1B			4	0	1	0	0	1	2
Biff Pocoroba, S (1, 2) OBP: 0.381, SLG: 0.493		L3		3B		FC6 1B		BB IBB		3	0	2	0	1	0	1
Rod Gilbreath, R (1, 4) OBP: 0.321, SLG: 0.291		FC4-6 1B		G3		FC6 1B FC		BB		3	1	1	0	1	0	2
Craig Robinson, R (1, 6) OBP: 0.273, SLG: 0.273		FC4-6 FC6-4		F4		FC 4-3 1B		F6		4	1	1	0	0	0	5
Max Leon, R (1, 1) OBP: 0.375, SLG: 0.400		FC6-4 BB 1B 1B			2-3 1B	FC 4-3		6-3		1	1	0	0	0	0	1
Joe Nolan, L (5, PH) OBP: 0.375, SLG: 0.400										1	1	1	0	0	0	0
Frank LaCorte, R (6, 1) OBP: 0.111, SLG: 0.111										1	0	0	1	0	0	1
Dave Campbell, R (7, 1)										1	0	0	0	0	0	0
Don Collins, R (9, 1)										0	0	0	0	0	0	0
Inning Stats	R: 0 E: 0 K: 0 S: 3 H: 0 LOB: 0 BB: 0 P: 3	R: 0 E: 0 K: 0 S: 3 H: 1 LOB: 0 BB: 0 P: 3	R: 2 E: 0 K: 0 S: 6 H: 3 LOB: 2 BB: 1 P: 10	R: 0 E: 0 K: 0 S: 4 H: 1 LOB: 1 BB: 0 P: 4	R: 2 E: 0 K: 1 S: 8 H: 3 LOB: 1 BB: 0 P: 8	R: 2 E: 0 K: 0 S: 6 H: 2 LOB: 1 BB: 0 P: 6	R: 0 E: 0 K: 0 S: 4 H: 1 LOB: 3 BB: 2 P: 12	R: 2 E: 0 K: 0 S: 5 H: 2 LOB: 0 BB: 0 P: 5		1B: 10 2B: 2 3B: 1 HR: 1	SF: 0 SAC: 0 DP: 1 HBP: 0					

AB	37
R	8
H	13
RBI	8
BB	3
SO	1
LOB	19

WP: 0 PB: 0 SB: 3 CS: 0 PA: 40

PITCHER		IP	WLS	BF	H	R	ER	SO	BB	IBB	HBP	BLK	WP	HR	S	P	ERA	WHIP
Jackson Todd, R	(1, 1)	4.1	L	21	8	4	4	0	1	0	0	0	0	0	20	24	8.31	2.077
ERA: 4.18																		
Rick Baldwin, R	(5, 1)	1.0		5	2	2	2	1	0	0	0	0	0	0	7	7	18.00	2.000
ERA: 2.45																		
Bob Apodaca, R	(6, 1)	1.2		9	1	0	0	0	1	1	0	0	0	0	7	15	0.00	1.200
ERA: 3.13																		
Skip Lockwood, R	(8, 1)	1.0		5	2	2	2	0	0	0	0	0	0	1	5	5	18.00	2.000
ERA: 3.75																		

PITCHER	IP	WLS	BF	H	R	ER	SO	BB	IBB	HBP	BLK	WP	HR	S	P	ERA	WHIP

New York Mets @ Atlanta Braves

Atlanta-Fulton County Stadium, Atlanta, GA

Wed Jun 15 1977, 7:05 PM EDT

Att. 6,343 - Unknown

TOP

livebaseballscorecards.com

Batter	1	2	3	4	5	6	7	8	9	AB	R	H	RBI	BB	SO	LOB
Lenny Randle, S (1, 5) OBP: 0.405, SLG: 0.437	1-3		SH1-3 HR 2B		1B 3B 1B		CS 2B		K	5	2	3	0	0	1	0
Bud Harrelson, S (1, 6) OBP: 0.255, SLG: 0.255	SH1-3 1B 1B		SH1-3 2-3		1-3 3B 1B		F7 2-3		6-3	4	2	2	0	0	0	1
Bruce Boisclair, L (1, 7) OBP: 0.355, SLG: 0.389	SH1-3 1-2		3-H HR		P6			BBBB 1B 6-3 BB		2	2	1	2	1	0	2
John Milner, L (1, 3) OBP: 0.366, SLG: 0.477	FC6 2-H 1B		F5		1-H 3-H 3B			F8		4	0	2	3	0	0	1
Ed Kranepool, L (1, 9) OBP: 0.346, SLG: 0.486	FC6 1-2f		4-3		4-3			6-3 1-3 1B		4	0	1	0	0	0	2
Mike Vail, R (8, PR) (8, 9) OBP: 0.409, SLG: 0.500										0	0	0	0	0	0	0
John Stearns, R (1, 2) OBP: 0.364, SLG: 0.460		FC4-6 1B		F8		SSS K		6-3 1-2 3-H		4	0	1	1	0	1	1
Lee Mazzilli, S (1, 8) OBP: 0.305, SLG: 0.280		L8		5-3		F9		FC6-4 IBB		3	0	0	0	1	0	1
Felix Millan, R (1, 4) OBP: 0.234, SLG: 0.243		FC4-6 FC4-6 1-2f		F8		5-3		FC6-4 1-2f		4	0	0	0	0	0	3
Jon Matlack, L (1, 1) OBP: 0.194, SLG: 0.111		FC4-6 1-2f			6-3		6-3		F7	3	0	0	0	0	0	1
Bob Apodaca, R (7, 1) OBP: 1.000, SLG: 1.000										0	0	0	0	0	0	0
Mike Phillips, L (9, PH) OBP: 0.244, SLG: 0.291										1	0	0	0	0	0	0
Skip Lockwood, R (9, 1) OBP: 0.286, SLG: 0.286										0	0	0	0	0	0	0

Inning Stats	1	2	3	4	5	6	7	8	9
	R: 1 E: 0 K: 0 S: 5	R: 0 E: 0 K: 0 S: 4	R: 2 E: 0 K: 0 S: 5	R: 0 E: 0 K: 0 S: 3	R: 2 E: 0 K: 0 S: 6	R: 0 E: 0 K: 1 S: 5	R: 0 E: 0 K: 0 S: 3	R: 1 E: 0 K: 0 S: 4	R: 0 E: 0 K: 1 S: 5
	H: 2 LOB: 1 BB: 0 P: 5	H: 1 LOB: 1 BB: 0 P: 4	H: 2 LOB: 0 BB: 0 P: 5	H: 0 LOB: 0 BB: 0 P: 3	H: 3 LOB: 1 BB: 0 P: 6	H: 0 LOB: 0 BB: 0 P: 5	H: 1 LOB: 0 BB: 0 P: 3	H: 1 LOB: 2 BB: 2 P: 12	H: 0 LOB: 0 BB: 0 P: 5

AB	34
R	6
H	10
RBI	6
BB	2
SO	2
LOB	12

1B: 6	SF: 0	WP: 0	PA: 38
2B: 2	SAC: 2	PB: 0	
3B: 1	DP: 0	SB: 0	
HR: 1	HBP: 0	CS: 1	

PITCHER		IP	WLS	BF	H	R	ER	SO	BB	IBB	HBP	BLK	WP	HR	S	P	ERA	WHIP
Joey McLaughlin, R ERA: 18.0	(1, 1)	4.2		21	7	5	5	0	0	0	0	0	0	1	21	21	9.64	1.500
Don Collins, L ERA: 5.06	(5, 1)	0.1		2	1	0	0	0	0	0	0	0	0	0	2	2	0.00	3.000
Steve Kline, R ERA: 2.89	(6, 1)	2.0		6	1	0	0	1	0	0	0	0	0	0	8	8	0.00	0.500
Buzz Capra, R ERA: 7.05	(8, 1)	0.1	L	3	1	1	1	0	1	0	0	0	0	0	2	6	27.00	6.000
Rick Camp, R ERA: 3.33	(8, 1)	1.2		6	0	0	0	1	0	1	0	0	0	0	7	11	0.00	0.000

PITCHER		IP	WLS	BF	H	R	ER	SO	BB	IBB	HBP	BLK	WP	HR	S	P	ERA	WHIP

New York Mets @ Atlanta Braves

Atlanta-Fulton County Stadium, Atlanta, GA

Wed Jun 15 1977, 7:05 PM EDT

Att. 6,343 - Unknown

livebaseballscorecards.com

BOTTOM

Batter	1	2	3	4	5	6	7	8	9	AB	R	H	RBI	BB	SO	LOB
Barry Bonnell, R (1, 8) OBP: 0.414, SLG: 0.408	B B B B 4-0 BB		x 0-0 ③ F9		x 0-0 ③ 6-3		x 0-0 ③ 4-3			3	0	0	0	1	0	1
Jerry Royster, R (1, 5) OBP: 0.303, SLG: 0.284	x 0-0 ① P4			x 0-0 ① F3		x 0-0 ① F8		x 0-0 ① F7		4	0	0	0	0	0	1
Willie Montanez, L (1, 3) OBP: 0.340, SLG: 0.487	x 0-0 ② F8			S S S 0-3 ② K		S S S 0-3 ② K		x 0-0 ② F2		4	0	0	0	0	2	1
Jeff Burroughs, R (1, 9) OBP: 0.356, SLG: 0.513	S S S 0-3 ③ K			x 0-0 HR		x 0-0 ③ 4-3		x 0-0 ③ 5-3		4	1	1	1	0	1	1
Gary Matthews, R (1, 7) OBP: 0.362, SLG: 0.452		x 0-0 ① L8		x 0-0 ③ F9			x 0-0 1B 1B 1B		x 0-0 ① 4-3	4	1	1	0	0	0	0
Biff Pocoroba, S (1, 2) OBP: 0.378, SLG: 0.486		x 0-0 ② 6-3			x 0-0 G5-4-3 1B		x 0-0 ① F8		x 0-0 ② F6	4	0	1	0	0	0	1
Rod Gilbreath, R (1, 4) OBP: 0.319, SLG: 0.290		x 0-0 ③ 5-3			x 0-0 ① ② G5-4-3 1-2f		x 0-0 1B 1-2 6-3 1B		S S S 0-3 ③ K	4	1	1	0	0	1	1
Craig Robinson, R (1, 6) OBP: 0.308, SLG: 0.250			x 0-0 ① 1-3		B B B B 4-0 HR BB		x 0-0 1-3 6-3 2-H 1B			1	1	0	0	1	0	0
Tom Paciorek, R (7, PH) OBP: 0.271, SLG: 0.372										0	0	0	0	0	0	0
Rowland Office, L (7, PH) OBP: 0.291, SLG: 0.318										1	0	1	1	0	0	0
Buzz Capra, R (8, 1)										0	0	0	0	0	0	0
Rick Camp, R (8, 1)										0	0	0	0	0	0	0
Joey McLaughlin, R (1, 1)			S S S 0-3 ② K		x 0-0 1-H HR		x 0-0 ② 6-3 1-2 3-H			1	0	0	0	0	1	0
Don Collins, R (5, 1)										0	0	0	0	0	0	0
Cito Gaston, R (5, PH) OBP: 0.283, SLG: 0.333										1	1	1	2	0	0	0
Steve Kline, R (6, 1)										0	0	0	0	0	0	0
Darrel Chaney, S (7, PH) OBP: 0.308, SLG: 0.361										1	0	0	1	0	0	1
(8, 6)																

	AB	32
	R	5
	H	6
	RBI	5
	BB	2
	SO	5
	LOB	7

Inning Stats	1	2	3	4	5	6	7	8	9
	R: 0 E: 0 K: 1 S: 5	H: 0 LOB: 1 BB: 1 P: 9	R: 0 E: 0 K: 0 S: 3	H: 0 LOB: 0 BB: 0 P: 3	R: 0 E: 0 K: 1 S: 5	H: 0 LOB: 0 BB: 0 P: 5	R: 1 E: 0 K: 1 S: 6	H: 1 LOB: 0 BB: 0 P: 6	R: 2 E: 0 K: 0 S: 4	H: 2 LOB: 0 BB: 1 P: 8	R: 0 E: 0 K: 1 S: 5	H: 0 LOB: 0 BB: 0 P: 5	R: 2 E: 0 K: 0 S: 6	H: 3 LOB: 1 BB: 0 P: 6	R: 0 E: 0 K: 0 S: 3	H: 0 LOB: 0 BB: 0 P: 3	R: 0 E: 0 K: 1 S: 5	H: 0 LOB: 0 BB: 0 P: 5

	1B: 4	SF: 0	WP: 0	PA: 34
	2B: 0	SAC: 0	PB: 0	
	3B: 0	DP: 1	SB: 0	
	HR: 2	HBP: 0	CS: 0	

PITCHER		IP	WLS	BF	H	R	ER	SO	BB	IBB	HBP	BLK	WP	HR	S	P	ERA	WHIP
Jon Matlack, L ERA: 3.96	(1, 1)	6.1		25	5	5	5	4	2	0	0	0	0	2	31	39	7.11	1.105
Bob Apodaca, R ERA: 2.97	(7, 1)	1.2	W	6	1	0	0	0	0	0	0	0	0	0	6	6	0.00	0.600
Skip Lockwood, R ERA: 3.65	(9, 1)	1.0	S	3	0	0	0	1	0	0	0	0	0	0	5	5	0.00	0.000

PITCHER		IP	WLS	BF	H	R	ER	SO	BB	IBB	HBP	BLK	WP	HR	S	P	ERA	WHIP

Batter	1	2	3	4	5	6	7	8	9	AB	R	H	RBI	BB	SO	LOB
Cesar Cedeno, R (1, 8) OBP: 0.307, SLG: 0.285	K		1B WP 1B		5-3			K		4	1	1	0	0	2	0
Enos Cabell, R (1, 5) OBP: 0.307, SLG: 0.408	F8		CS 1B		K			F4		4	0	1	1	0	1	0
Jose Cruz, L (1, 9) OBP: 0.320, SLG: 0.405	K		5-3 BB			G3		6-3		3	0	0	0	1	1	0
Joe Ferguson, R (1, 2) OBP: 0.381, SLG: 0.457		1B 2B	5-3			L1-3 1B			F8	4	1	2	0	0	0	1
Bob Watson, R (1, 3) OBP: 0.336, SLG: 0.462		6-3	6-3			L1-3			F8	4	0	0	0	0	0	3
Art Howe, R (1, 4) OBP: 0.365, SLG: 0.483		F9 1B		F4			6-3		1B	4	0	2	1	0	0	0
Art Gardner, L (9, PR) OBP: 0.190, SLG: 0.171										0	0	0	0	0	0	0
Wilbur Howard, S (1, 7) OBP: 0.240, SLG: 0.286		F9		F5			4-3		1B	4	0	1	0	0	0	1
Julio Gonzalez, R (1, 6) OBP: 0.289, SLG: 0.340		1-3		F7			1B		F9	3	0	1	0	0	0	1
Ken Boswell, L (9, PH) OBP: 0.326, SLG: 0.275										1	0	0	0	0	0	2
Ken Forsch, R (1, 1) OBP: 0.167, SLG: 0.167			1B 1B		5-3		2-3			2	1	1	0	0	0	0
Joe Sambito, L (6, 1) OBP: 0.250, SLG: 0.250										1	0	0	0	0	0	1
Bo McLaughlin, R (8, 1)										0	0	0	0	0	0	0
Inning Stats	R: 0 E: 0 K: 2 S: 7 H: 0 LOB: 0 BB: 0 P: 7	R: 1 E: 0 K: 0 S: 5 H: 2 LOB: 1 BB: 0 P: 5	R: 2 E: 0 K: 0 S: 5 H: 3 LOB: 1 BB: 1 P: 9	R: 0 E: 0 K: 0 S: 3 H: 0 LOB: 0 BB: 0 P: 3	R: 0 E: 0 K: 1 S: 5 H: 0 LOB: 0 BB: 0 P: 5	R: 0 E: 0 K: 0 S: 3 H: 1 LOB: 0 BB: 0 P: 3	R: 0 E: 0 K: 0 S: 4 H: 1 LOB: 1 BB: 0 P: 4	R: 0 E: 0 K: 1 S: 5 H: 0 LOB: 0 BB: 0 P: 5	R: 0 E: 0 K: 0 S: 5 H: 2 LOB: 2 BB: 0 P: 5	1B: 8 2B: 2 3B: 0 HR: 0 SF: 0 SAC: 0 DP: 1 HBP: 0	WP: 1 PB: 0 SB: 0 CS: 1 PA: 35					

PITCHER		IP	WLS	BF	H	R	ER	SO	BB	IBB	HBP	BLK	WP	HR	S	P	ERA	WHIP
Nino Espinosa, R ERA: 3.86	(1, 1)	7.0	W	27	7	3	3	3	1	0	0	0	1	0	32	36	3.86	1.143
Skip Lockwood, R ERA: 3.46	(8, 1)	2.0	S	8	2	0	0	1	0	0	0	0	0	0	10	10	0.00	1.000

PITCHER	IP	WLS	BF	H	R	ER	SO	BB	IBB	HBP	BLK	WP	HR	S	P	ERA	WHIP

Houston Astros @ New York Mets

Shea Stadium, Flushing, NY

Thu Jun 16 1977, 7:05 PM EDT

Att. 8,915 - Unknown

TOP

AB	34
R	3
H	9
RBI	2
BB	1
SO	4
LOB	9

livebaseballscorecards.com

Batter	1	2	3	4	5	6	7	8	9	AB	R	H	RBI	BB	SO	LOB
Lenny Randle, S (1, 5) (9, 6) OBP: 0.401, SLG: 0.429	B B B B 4-0 CS BB		x 0-0 ③ G2		x 0-0 ③ G3		x 0-0 ③ 6-3			3	0	0	0	1	0	3
Bud Harrelson, S (1, 6) OBP: 0.255, SLG: 0.250 John Stearns, R (9, 2) OBP: 0.364, SLG: 0.460	x 0-0 ① ② 4-3 1-2			x 0-0 ① 5-3		S S S 0-3 ① K		B B B B 4-0 BB BB BB		3 0	0 0	0 0	0 0	1 0	1 0	1 0
Bruce Boisclair, L (1, 7) (8, 9) OBP: 0.352, SLG: 0.378	x 0-0 ③ F8			x 0-0 ② F8		S S S 0-3 ② K		B B B B 4-0 BB 1-2		3	0	0	0	1	1	0
John Milner, L (1, 3) OBP: 0.374, SLG: 0.497		x 0-0 HR		B B B B 4-0 BB		S S S 0-3 ③ K		B B B B 4-0 ① 1-2 2-3 BB		2	1	1	1	2	1	0
Ed Kranepool, L (1, 9) OBP: 0.346, SLG: 0.483 Steve Henderson, R (7, PR) (8, 7)		x 0-0 G1-4-3 1B		x 0-0 ③ F5			x 0-0 E3 1B E	S S S 0-3 ② K		3 1	0 1	1 0	0 0	0 1	0 2	1 2
Jerry Grote, R (1, 2) OBP: 0.333, SLG: 0.317 (9, 5)		x 0-0 ① ② G1-4-3 1-2f			x 0-0 ① F7		x 0-0 ① F8	x 0-0 ③ 5-3		4	0	0	0	0	0	4
Lee Mazzilli, S (1, 8) OBP: 0.302, SLG: 0.276		x 0-0 ③ F7			x 0-0 ② 4-3		x 0-0 ② L7			3	0	0	0	0	0	1
Felix Millan, R (1, 4) OBP: 0.242, SLG: 0.250			x 0-0 ① 5-3		x 0-0 E5 2B 1B		x 0-0 1-2 E 1B			3	2	2	0	0	0	0
Nino Espinosa, R (1, 1) OBP: 0.222, SLG: 0.188 Mike Vail, R (7, PH) OBP: 0.404, SLG: 0.494 Skip Lockwood, R (8, 1) OBP: 0.286, SLG: 0.286			S S S 0-3 ② K		x 0-0 2-H 2B		x 0-0 E6 1-H 2-H			2 1 0	0 0 0	1 0 0	1 0 0	0 0 0	1 0 0	0 0 0
Inning Stats	R: 0 H: 0 E: 0 LOB: 0 K: 0 BB: 1 S: 2 P: 6	R: 1 H: 2 E: 0 LOB: 0 K: 0 BB: 0 S: 4 P: 4	R: 0 H: 0 E: 0 LOB: 0 K: 1 BB: 0 S: 5 P: 5	R: 0 H: 0 E: 0 LOB: 1 K: 0 BB: 1 S: 3 P: 7	R: 1 H: 2 E: 1 LOB: 1 K: 0 BB: 0 S: 5 P: 5	R: 0 H: 0 E: 0 LOB: 0 K: 3 BB: 0 S: 9 P: 9	R: 2 H: 1 E: 2 LOB: 2 K: 0 BB: 0 S: 6 P: 6	R: 0 H: 0 E: 0 LOB: 2 K: 1 BB: 3 S: 4 P: 16		1B: 3 SF: 0 2B: 1 SAC: 0 3B: 0 DP: 1 HR: 1 HBP: 0						WP: 0 PA: 33 PB: 0 SB: 0 CS: 1

PITCHER		IP	WLS	BF	H	R	ER	SO	BB	IBB	HBP	BLK	WP	HR	S	P	ERA	WHIP
Ken Forsch, R ERA: 3.38	(1, 1)	5.0		19	4	2	2	1	2	0	0	0	0	1	19	27	3.60	1.200
Joe Sambito, L ERA: 1.66	(6, 1)	2.1	L	12	1	2	0	3	3	0	0	0	0	0	15	27	0.00	1.714
Bo McLaughlin, R ERA: 4.73	(8, 1)	0.2		2	0	0	0	1	0	0	0	0	0	0	4	4	0.00	0.000

PITCHER	IP	WLS	BF	H	R	ER	SO	BB	IBB	HBP	BLK	WP	HR	S	P	ERA	WHIP

BOTTOM

Houston Astros @ New York Mets

Shea Stadium, Flushing, NY

Thu Jun 16 1977, 7:05 PM EDT

Att. 8,915 - Unknown

livebaseballscorecards.com

AB	28
R	4
H	5
RBI	2
BB	5
SO	5
LOB	12

Batter	1	2	3	4	5	6	7	8	9	AB	R	H	RBI	BB	SO	LOB
Cesar Cedeno, R (1, 8) OBP: 0.305, SLG: 0.283	F6	5-3			K	9-3 1-2f		HR 1-2 1B		5	1	1	0	0	1	3
Enos Cabell, R (1, 5) OBP: 0.313, SLG: 0.427	K		2B BB		E 1B 2B		F6-3	1-H 2-H HR		4	3	2	3	1	1	0
Jose Cruz, L (1, 9) OBP: 0.329, SLG: 0.413	BB BB		1-H 2B		E 1B IBB		S 1B 1B	4-3		3	1	2	1	2	0	0
Joe Ferguson, R (1, 2) OBP: 0.377, SLG: 0.448	1-2 BB		G3		E5 1B 1B 1-2 2-3		F8 1-2		F9	4	1	0	0	1	0	3
Bob Watson, R (1, 3) OBP: 0.338, SLG: 0.458	K		G1		1B 1B 1-2 2-H 3-H		IBB		4-3	4	0	1	2	1	1	2
Art Howe, R (1, 4) OBP: 0.366, SLG: 0.480		P4		F7	FC6-4 1-3 2-H		1-2 2-H 1B		4-3	5	0	2	1	0	0	0
Wilbur Howard, S (1, 7) OBP: 0.222, SLG: 0.264		F6-3		G3	FC6-4 1-2f			P5		4	0	0	0	0	0	2
Julio Gonzalez, R (1, 6) OBP: 0.293, SLG: 0.342 Roger Metzger, S (9, 6) OBP: 0.250, SLG: 0.289		1B 1B		F7		0-3 1B		L1		4 0	0 0	2 0	0 0	0 0	0 0	0 0
Floyd Bannister, L (1, 1) OBP: 0.273, SLG: 0.238		1-2 1B			F6-3	K		1B HR BB		3	1	1	0	1	1	1
Inning Stats	R: 0 E: 0 K: 2 S: 7 H: 0 LOB: 2 BB: 2 P: 15	R: 0 E: 0 K: 0 S: 5 H: 2 LOB: 2 BB: 0 P: 5	R: 1 E: 0 K: 0 S: 3 H: 1 LOB: 0 BB: 1 P: 7	R: 0 E: 0 K: 0 S: 3 H: 0 LOB: 0 BB: 0 P: 3	R: 3 E: 1 K: 1 S: 9 H: 3 LOB: 2 BB: 1 P: 13	R: 0 E: 0 K: 1 S: 5 H: 1 LOB: 0 BB: 0 P: 5	R: 0 E: 0 K: 0 S: 4 H: 2 LOB: 2 BB: 1 P: 8	R: 3 E: 0 K: 0 S: 5 H: 2 LOB: 0 BB: 1 P: 9	R: 0 E: 0 K: 0 S: 3 H: 0 LOB: 0 BB: 0 P: 3	1B: 8 2B: 3 3B: 0 HR: 1 SF: 0 SAC: 0 DP: 1 HBP: 0						

PITCHER		IP	WLS	BF	H	R	ER	SO	BB	IBB	HBP	BLK	WP	HR	S	P	ERA	WHIP
Pat Zachry, R ERA: 4.78	(1, 1)	6.0	L	28	7	4	1	4	3	1	0	0	0	0	32	48	1.50	1.667
Rick Baldwin, R ERA: 4.35	(7, 1)	3.0		14	4	3	3	0	1	1	0	0	0	1	12	20	9.00	1.667

PITCHER	IP	WLS	BF	H	R	ER	SO	BB	IBB	HBP	BLK	WP	HR	S	P	ERA	WHIP

Houston Astros @ New York Mets

Shea Stadium, Flushing, NY

Fri Jun 17 1977, 7:05 PM EDT

Att. 15,201 - Unknown

TOP

livebaseballscorecards.com

AB	36
R	7
H	11
RBI	7
BB	6
SO	4
LOB	11

Houston Astros @ New York Mets

Shea Stadium, Flushing, NY

Fri Jun 17 1977, 7:05 PM EDT

Att. 15,201 - Unknown

BOTTOM

Batter	1	2	3	4	5	6	7	8	9	AB	R	H	RBI	BB	SO	LOB
Lenny Randle, S (1, 5) OBP: 0.390, SLG: 0.415	5-3		K		4-3	FC4-6 1-2f			F2	5	0	0	0	0	1	2
Felix Millan, R (1, 4) OBP: 0.246, SLG: 0.250	BB 1B		1B		P7		F9		L7	4	0	1	0	1	0	0
Steve Henderson, R (1, 7) OBP: 0.400, SLG: 0.400	1B 1-3		5-3		1B		6-3			4	0	2	0	0	0	1
John Milner, L (1, 3) OBP: 0.372, SLG: 0.491	K			P4	1B 1-3		K			4	0	1	0	0	2	2
Mike Vail, R (1, 9) OBP: 0.398, SLG: 0.495	L4			E 2B	K			F4		4	1	1	0	0	1	4
Jerry Grote, R (1, 2) OBP: 0.330, SLG: 0.314		F8		F8		F7		1B		4	0	1	0	0	0	1
Lee Mazzilli, S (1, 8) OBP: 0.301, SLG: 0.275		K		E5 S 2-H 1B		K		K		4	0	1	0	0	3	1
Doug Flynn, R (1, 6) OBP: 0.270, SLG: 0.343		F9		BB 1-2		BB 1B		F6-3		3	0	1	0	1	0	1
Pat Zachry, R (1, 1) OBP: 0.160, SLG: 0.125			K	G3		FC4-6 1-2 BB			F9	2	0	0	0	0	1	2
Bobby Valentine, R (6, PH) OBP: 0.263, SLG: 0.269										0	0	0	0	1	0	0
Rick Baldwin, L (7, 1)										0	0	0	0	0	0	0
Joe Torre, R (9, PH) OBP: 0.204, SLG: 0.294										1	0	0	0	0	0	0
Inning Stats	R: 0 E: 0 K: 1 S: 6 H: 1 LOB: 2 BB: 1 P: 10	R: 0 E: 0 K: 1 S: 5 H: 0 LOB: 0 BB: 0 P: 5	R: 0 E: 0 K: 2 S: 8 H: 1 LOB: 1 BB: 0 P: 8	R: 1 E: 1 K: 0 S: 5 H: 2 LOB: 2 BB: 1 P: 9	R: 0 E: 0 K: 1 S: 7 H: 2 LOB: 2 BB: 0 P: 7	R: 0 E: 0 K: 1 S: 6 H: 1 LOB: 2 BB: 1 P: 10	R: 0 E: 0 K: 1 S: 5 H: 0 LOB: 0 BB: 0 P: 5	R: 0 E: 0 K: 1 S: 6 H: 1 LOB: 1 BB: 0 P: 6	R: 0 E: 0 K: 0 S: 3 H: 0 LOB: 0 BB: 0 P: 3	1B: 7 2B: 1 3B: 0 HR: 0	SF: 0 SAC: 0 DP: 0 HBP: 0						

livebaseballscorecards.com

AB	35
R	1
H	8
RBI	0
BB	3
SO	8
LOB	14

WP: 0 PB: 0 SB: 1 CS: 0 PA: 38

PITCHER	IP	WLS	BF	H	R	ER	SO	BB	IBB	HBP	BLK	WP	HR	S	P	ERA	WHIP
Floyd Bannister, L (1, 1) ERA: 5.29	9.0	W	38	8	1	0	8	3	0	0	0	0	0	51	63	0.00	1.222

PITCHER	IP	WLS	BF	H	R	ER	SO	BB	IBB	HBP	BLK	WP	HR	S	P	ERA	WHIP

TOP

Houston Astros @ New York Mets

Shea Stadium, Flushing, NY

Sat Jun 18 1977, 3:33 AM EDT

Att. 52,784 - Unknown

livebaseballscorecards.com

Batter	1	2	3	4	5	6	7	8	9	AB	R	H	RBI	BB	SO	LOB
Cesar Cedeno, R (1, 8) OBP: 0.303, SLG: 0.279	F6-3		F9			BB, S, 1B, 2B	SF7 3-H		E3 1-2	3	1	0	1	1	0	1
Enos Cabell, R (1, 5) OBP: 0.315, SLG: 0.426	1B		F8			1-2 S 2B 1B	F6-3		L9	5	1	2	0	0	0	2
Jose Cruz, L (1, 9) OBP: 0.328, SLG: 0.415	P5			K		1-H 2-H 1B 2B		F6		4	1	1	2	0	1	1
Joe Ferguson, R (1, 2) OBP: 0.374, SLG: 0.444	2-3			K		K		FC5 1-3 1B		4	0	1	0	0	2	2
Bob Watson, R (1, 3) OBP: 0.344, SLG: 0.468		FC3-6 1B		2B		3-H 1B		1-3 1-2		4	0	3	1	0	0	1
Art Howe, R (1, 4) OBP: 0.358, SLG: 0.468		FC3-6 1-2f		F8		K		FC5 2-3		4	0	0	0	0	1	4
Jim Fuller, R (1, 7)		K	F8			K			K	4	0	0	0	0	3	2
Art Gardner, L (9, 7) OBP: 0.190, SLG: 0.171										0	0	0	0	0	0	0
Julio Gonzalez, R (1, 6) OBP: 0.292, SLG: 0.350		F9	F7				SF7 3B		5-3	4	1	1	0	0	0	1
Mark Lemongello, R (1, 1)			K		K		F6-3		E 1B	1	0	0	0	0	1	0
Rob Sperring, R (5, PH) OBP: 0.211, SLG: 0.167										1	0	0	0	0	1	0
Gene Pentz, R (5, 1)										0	0	0	0	0	0	0
Craig Cacek, R (7, PH)										1	0	0	0	0	0	1
Joe Niekro, R (7, 1) OBP: 0.250, SLG: 0.250										1	0	1	0	0	0	0

	AB	36
	R	4
	H	9
	RBI	4
	BB	1
	SO	9
	LOB	15

Inning Stats	1	2	3	4	5	6	7	8	9
	R: 0 E: 0 K: 0 S: 4	H: 1 LOB: 1 BB: 0 P: 4	R: 0 E: 0 K: 1 S: 6	H: 1 LOB: 1 BB: 0 P: 6	R: 0 E: 0 K: 1 S: 5	H: 0 LOB: 0 BB: 0 P: 5	R: 0 E: 0 K: 2 S: 8	H: 1 LOB: 1 BB: 0 P: 8	R: 0 E: 0 K: 1 S: 5	H: 0 LOB: 0 BB: 0 P: 5
	R: 3 E: 0 K: 3 S: 12	H: 3 LOB: 1 BB: 1 P: 16	R: 1 E: 0 K: 0 S: 4	H: 1 LOB: 0 BB: 0 P: 4	R: 0 E: 0 K: 0 S: 4	H: 1 LOB: 1 BB: 0 P: 4	R: 0 E: 1 K: 1 S: 7	H: 1 LOB: 2 BB: 0 P: 7		

	1B: 6	SF: 1	WP: 0	PA: 38
	2B: 2	SAC: 0	PB: 0	
	3B: 1	DP: 0	SB: 2	
	HR: 0	HBP: 0	CS: 0	

PITCHER	IP	WLS	BF	H	R	ER	SO	BB	IBB	HBP	BLK	WP	HR	S	P	ERA	WHIP
Jerry Koosman, L (1, 1) ERA: 2.97	7.0	L	29	7	4	4	8	1	0	0	0	0	0	44	48	5.14	1.143
Bob Apodaca, R (8, 1) ERA: 2.8	2.0		9	2	0	0	1	0	0	0	0	0	0	11	11	0.00	1.000

PITCHER	IP	WLS	BF	H	R	ER	SO	BB	IBB	HBP	BLK	WP	HR	S	P	ERA	WHIP

Batter	1	2	3	4	5	6	7	8	9	AB	R	H	RBI	BB	SO	LOB
Lenny Randle, S (1, 5) OBP: 0.387, SLG: 0.407	F8		F9		F9		BB			3	0	0	0	1	0	2
Felix Millan, R (1, 4) OBP: 0.246, SLG: 0.250	F8		F7		1-2 1B		5-3			4	0	1	0	0	0	2
Steve Henderson, R (1, 7) OBP: 0.222, SLG: 0.222	5-3			6-3	1-3			F7		4	0	0	0	0	0	2
John Milner, L (1, 3) OBP: 0.374, SLG: 0.506		HR		HR BB		3-1		L9		3	2	1	1	1	0	0
Ed Kranepool, L (1, 9) OBP: 0.343, SLG: 0.497		F7		1-H HR		K		6-3		4	1	1	2	0	1	0
John Stearns, R (1, 2) OBP: 0.366, SLG: 0.458		6-3		L5		1B			L1-6 F2 BB	3	0	1	0	1	0	0
Lee Mazzilli, S (1, 8) OBP: 0.300, SLG: 0.275		CS 1B		F9		F7			1-2 F2	4	0	1	0	0	0	2
Doug Flynn, R (1, 6) OBP: 0.250, SLG: 0.316		1-2 F			F6-3		F7		2-3 L1-6	4	0	0	0	0	0	1
Bruce Boisclair, L (9, PH) OBP: 0.349, SLG: 0.375			F5-3							1	0	0	0	0	0	1
Jerry Koosman, R (1, 1) OBP: 0.184, SLG: 0.270										2	0	2	0	0	0	0
Bobby Valentine, R (7, PH) OBP: 0.260, SLG: 0.265										1	0	0	0	0	0	0
Bob Apodaca, R (8, 1) OBP: 1.000, SLG: 1.000			1B		1B		F7			0	0	0	0	0	0	0
Inning Stats	R: 0 E: 0 K: 0 S: 3 H: 0 LOB: 0 BB: 0 P: 3	R: 1 E: 0 K: 0 S: 4 H: 2 LOB: 0 BB: 0 P: 4	R: 0 E: 0 K: 0 S: 4 H: 1 LOB: 1 BB: 0 P: 4	R: 2 E: 0 K: 0 S: 4 H: 1 LOB: 0 BB: 1 P: 8	R: 0 E: 0 K: 0 S: 5 H: 2 LOB: 2 BB: 0 P: 5	R: 0 E: 0 K: 1 S: 6 H: 1 LOB: 1 BB: 0 P: 6	R: 0 E: 0 K: 0 S: 3 H: 0 LOB: 1 BB: 1 P: 7	R: 0 E: 0 K: 0 S: 3 H: 0 LOB: 0 BB: 0 P: 3	R: 0 E: 0 K: 0 S: 2 H: 0 LOB: 0 BB: 1 P: 6	1B: 5 2B: 1 3B: 0 HR: 2	SF: 0 SAC: 0 DP: 1 HBP: 0						

PITCHER		IP	WLS	BF	H	R	ER	SO	BB	IBB	HBP	BLK	WP	HR	S	P	ERA	WHIP
Mark Lemongello, R ERA: 4.37	(1, 1)	4.0		17	4	3	3	0	1	0	0	0	0	2	15	19	6.75	1.250
Gene Pentz, R ERA: 2.35	(5, 1)	2.0	W	9	3	0	0	1	0	0	0	0	0	0	11	11	0.00	1.500
Joe Niekro, R ERA: 2.68	(7, 1)	3.0	S	10	0	0	0	0	2	0	0	0	0	0	8	16	0.00	0.667

PITCHER		IP	WLS	BF	H	R	ER	SO	BB	IBB	HBP	BLK	WP	HR	S	P	ERA	WHIP

BOTTOM

Houston Astros @ New York Mets

Shea Stadium, Flushing, NY

Sat Jun 18 1977, 3:33 AM EDT

Att. 52,784 - Unknown

livebaseballscorecards.com

AB	33
R	3
H	7
RBI	3
BB	3
SO	1
LOB	10

1B: 5 SF: 0
2B: 1 SAC: 0
3B: 0 DP: 1
HR: 2 HBP: 0

WP: 0 PA: 36
PB: 0
SB: 0
CS: 1

Batter	1	2	3	4	5	6	7	8	9	AB	R	H	RBI	BB	SO	LOB
Cesar Cedeno, R (1, 8) OBP: 0.298, SLG: 0.273	P5		F9 2-3		F6		5-3			4	0	0	0	0	0	1
Enos Cabell, R (1, 5) OBP: 0.314, SLG: 0.427	F8		3-H 2B		5-3			6-3		4	0	1	1	0	0	0
Bo McLaughlin, R (8, 1)										0	0	0	0	0	0	0
Jose Cruz, L (1, 9) OBP: 0.327, SLG: 0.412	F8		F9		F9			1B		4	0	1	0	0	0	1
Bob Watson, R (1, 3) OBP: 0.343, SLG: 0.461		6-3		BBBB 2B FC5-2-5 BB		F6		F4		3	0	0	0	1	0	1
Art Howe, R (1, 4) OBP: 0.361, SLG: 0.472		BBBB BB		FC5-2-5 1-3 2B		SSS K		F9		3	0	1	0	1	1	1
(8, 5)																
Jim Fuller, R (1, 7) OBP: 0.083, SLG: 0.083		SSS K		F7		5-3			1B	4	0	1	0	0	1	3
Julio Gonzalez, R (1, 6) OBP: 0.287, SLG: 0.344		F7		FC5-2-5 BB 2-3 3-H			5-3		P4	4	0	0	0	0	0	4
(8, 4)																
Ed Herrmann, L (1, 2) OBP: 0.273, SLG: 0.244			SSS K	BBBB 1-2 BB			E9 SF9 2B		F2	3	1	1	0	1	1	1
Joaquin Andujar, S (1, 1) OBP: 0.265, SLG: 0.303			F9 2B 2B	F3			SF9 3-H		F7	2	1	1	0	0	0	3
Dan Larson, R (6, 1)										0	0	0	0	0	0	0
Ken Boswell, L (7, PH) OBP: 0.319, SLG: 0.275										0	0	0	1	0	0	0
Joe Sambito, L (7, 1) OBP: 0.250, SLG: 0.250										0	0	0	0	0	0	0
Roger Metzger, S (8, 6) OBP: 0.245, SLG: 0.283										1	0	0	0	0	0	1
Inning Stats	R: 0 E: 0 K: 0 S: 3 H: 0 LOB: 0 BB: 0 P: 3	R: 0 E: 0 K: 1 S: 5 H: 0 LOB: 1 BB: 1 P: 9	R: 1 E: 0 K: 1 S: 7 H: 2 LOB: 1 BB: 0 P: 7	R: 0 E: 0 K: 0 S: 4 H: 1 LOB: 3 BB: 2 P: 12	R: 0 E: 0 K: 0 S: 3 H: 0 LOB: 0 BB: 0 P: 3	R: 0 E: 0 K: 1 S: 5 H: 0 LOB: 0 BB: 0 P: 5	R: 1 E: 1 K: 0 S: 4 H: 1 LOB: 0 BB: 0 P: 4	R: 0 E: 0 K: 0 S: 4 H: 1 LOB: 1 BB: 0 P: 4	R: 0 E: 0 K: 0 S: 4 H: 1 LOB: 1 BB: 0 P: 4	1B: 2 2B: 4 3B: 0 HR: 0 SF: 1 SAC: 0 DP: 0 HBP: 0						

PITCHER	IP	WLS	BF	H	R	ER	SO	BB	IBB	HBP	BLK	WP	HR	S	P	ERA	WHIP
Craig Swan, R (1, 1) ERA: 4.01	9.0	W	36	6	2	1	3	3	0	0	0	0	0	39	51	1.00	1.000

PITCHER	IP	WLS	BF	H	R	ER	SO	BB	IBB	HBP	BLK	WP	HR	S	P	ERA	WHIP

TOP

Houston Astros @ New York Mets

Shea Stadium, Flushing, NY

Sun Jun 19 1977, 3:33 AM EDT

Att. 22,342 - Unknown

livebaseballscorecards.com

AB	32
R	2
H	6
RBI	2
BB	3
SO	3
LOB	16
WP	0
PB	0
SB	0
CS	0
PA	36

BOTTOM

Houston Astros @ New York Mets

Shea Stadium, Flushing, NY

Sun Jun 19 1977, 3:33 AM EDT

Att. 22,342 - Unknown

Batter	1	2	3	4	5	6	7	8	9	AB	R	H	RBI	BB	SO	LOB
Lenny Randle, S (1, 5) OBP: 0.387, SLG: 0.407	4-3		FC6 1-2 1B	E6 1-2		CS 1B		F7		5	0	2	0	0	0	1
Bud Harrelson, S (1, 6) OBP: 0.247, SLG: 0.242	P4		FC6 1-2f 2-3 HR	G3		F8 1-2		F7		5	1	0	0	0	0	5
Bruce Boisclair, L (1, 8) (8, 7) OBP: 0.351, SLG: 0.402	6-3		1-H 3-H HR		F7		S HR 1B 1B	K		5	2	2	3	0	1	0
John Milner, L (1, 3) OBP: 0.382, SLG: 0.509 Bobby Valentine, R (9, 3) OBP: 0.260, SLG: 0.265		F9 B B B	BB		E E 1B		S 1-2 HR 1B			3 0	2 0	2 0	0 0	1 0	0 0	0 0
Ed Kranepool, L (1, 7) OBP: 0.343, SLG: 0.494 Lee Mazzilli, S (7, PH) (8, 8) OBP: 0.299, SLG: 0.274		1B 1B	L7		E6 E 1-2 FC5-2-5		F2 1-2 2-3			3 1	0 0	1 0	0 0	0 0	0 0	2 2
Mike Vail, R (1, 9) OBP: 0.402, SLG: 0.495	1-3 2B 1B		F8		E9 1-3 2-H 1B		K			4	1	2	1	0	1	3
John Stearns, R (1, 2) OBP: 0.369, SLG: 0.482	1-H 2B		K		FC5-2-5 3-H		2-H 3-H HR			4	1	2	4	0	1	2
Felix Millan, R (1, 4) OBP: 0.246, SLG: 0.250	F8		6-3		1-3		1B			4	0	1	0	0	0	3
Craig Swan, R (1, 1) OBP: 0.143, SLG: 0.143			FC6 HR 1B	E 1B		K	F7			4	1	2	0	0	1	1
Inning Stats	R: 0 E: 0 K: 0 S: 3 H: 0 LOB: 0 BB: 0 P: 3	R: 1 E: 0 K: 0 S: 5 H: 3 LOB: 1 BB: 0 P: 5	R: 3 E: 0 K: 0 S: 6 H: 3 LOB: 1 BB: 1 P: 10	R: 0 E: 1 K: 1 S: 7 H: 1 LOB: 2 BB: 0 P: 7	R: 1 E: 2 K: 0 S: 6 H: 2 LOB: 2 BB: 0 P: 6	R: 0 E: 0 K: 1 S: 5 H: 1 LOB: 0 BB: 0 P: 5	R: 3 E: 0 K: 1 S: 9 H: 4 LOB: 1 BB: 0 P: 9	R: 0 E: 0 K: 1 S: 5 H: 0 LOB: 0 BB: 0 P: 5		1B: 11 2B: 1 3B: 0 HR: 2 SF: 0 SAC: 0 DP: 0 HBP: 0						

livebaseballscorecards.com

AB	38
R	8
H	14
RBI	8
BB	1
SO	4
LOB	19

WP: 0 PB: 0 SB: 2 CS: 1 PA: 39

PITCHER		IP	WLS	BF	H	R	ER	SO	BB	IBB	HBP	BLK	WP	HR	S	P	ERA	WHIP
Joaquin Andujar, R ERA: 3.42	(1, 1)	5.0	L	26	9	5	4	1	1	0	0	0	0	1	27	31	7.20	2.000
Dan Larson, R ERA: 5.96	(6, 1)	1.0		3	1	0	0	1	0	0	0	0	0	0	5	5	0.00	1.000
Joe Sambito, L ERA: 2.31	(7, 1)	1.0		7	4	3	3	1	0	0	0	0	0	1	9	9	27.00	4.000
Bo McLaughlin, R ERA: 4.61	(8, 1)	1.0		3	0	0	0	1	0	0	0	0	0	0	5	5	0.00	0.000

PITCHER		IP	WLS	BF	H	R	ER	SO	BB	IBB	HBP	BLK	WP	HR	S	P	ERA	WHIP

Batter	1	2	3	4	5	6	7	8	9	10	11	AB	R	H	RBI	BB	SO	LOB
Barry Bonnell, R (1, 8) (9, 9) OBP: 0.383, SLG: 0.374	K		F9		1B			K			K	5	0	1	0	0	3	0
Junior Moore, R (1, 5) OBP: 0.330, SLG: 0.362	HR BB		K		4-3			F9			1-4-3	3	1	0	0	1	1	1
Jerry Royster, R (8, 5) OBP: 0.295, SLG: 0.273												1	0	0	0	0	0	0
Willie Montanez, L (1, 3) OBP: 0.354, SLG: 0.512	1-H HR		1B			F8		F8			K	5	1	2	2	0	1	0
Jeff Burroughs, R (1, 9) OBP: 0.358, SLG: 0.524	1-3 BB		K			F9			F8			3	0	0	0	1	1	1
Rowland Office, L (9, 8) OBP: 0.302, SLG: 0.346												0	0	0	0	0	0	0
Gary Matthews, R (1, 7) OBP: 0.333, SLG: 0.413	1-3 1-2			K		6-3			F8			4	0	0	0	0	1	1
Vic Correll, R (1, 2) OBP: 0.318, SLG: 0.406	K			5-3			F3		K			4	0	0	0	0	2	1
Rod Gilbreath, R (1, 4) OBP: 0.316, SLG: 0.292		P4		F4			CS 1B			5-3		4	0	1	0	0	0	0
Darrel Chaney, S (1, 6) OBP: 0.299, SLG: 0.371		6-3			K		1-2 3B			K		4	0	1	0	0	2	0
Andy Messersmith, R (1, 1) OBP: 0.188, SLG: 0.241		6-3			F9		F9			K		3	0	0	0	0	0	1
Joe Nolan, L (10, PH) OBP: 0.368, SLG: 0.389												1	0	0	0	0	1	0
Don Collins, R (10, 1)												0	0	0	0	0	0	0
Inning Stats	R: 2 E: 0 K: 2 S: 8 / H: 1 LOB: 1 BB: 2 P: 16	R: 0 E: 0 K: 0 S: 3 / H: 0 LOB: 0 BB: 0 P: 3	R: 0 E: 0 K: 2 S: 8 / H: 1 LOB: 1 BB: 0 P: 8	R: 0 E: 0 K: 1 S: 5 / H: 0 LOB: 0 BB: 0 P: 5	R: 0 E: 0 K: 1 S: 6 / H: 1 LOB: 1 BB: 0 P: 6	R: 0 E: 0 K: 0 S: 3 / H: 0 LOB: 0 BB: 0 P: 3	R: 0 E: 0 K: 0 S: 4 / H: 2 LOB: 1 BB: 0 P: 4	R: 0 E: 0 K: 1 S: 5 / H: 0 LOB: 0 BB: 0 P: 5	R: 0 E: 0 K: 1 S: 5 / H: 0 LOB: 0 BB: 0 P: 5	R: 0 E: 0 K: 2 S: 7 / H: 0 LOB: 0 BB: 0 P: 7	R: 0 E: 0 K: 2 S: 7 / H: 0 LOB: 0 BB: 0 P: 7							

PITCHER		IP	WLS	BF	H	R	ER	SO	BB	IBB	HBP	BLK	WP	HR	S	P	ERA	WHIP
Jon Matlack, L ERA: 3.82	(1, 1)	8.0		30	5	2	2	7	2	0	0	0	0	1	42	50	2.25	0.875
Skip Lockwood, R ERA: 3.29	(9, 1)	2.0		6	0	0	0	3	0	0	0	0	0	0	12	12	0.00	0.000
Rick Baldwin, R ERA: 3.97	(11, 1)	1.0	W	3	0	0	0	2	0	0	0	0	0	0	7	7	0.00	0.000

PITCHER	IP	WLS	BF	H	R	ER	SO	BB	IBB	HBP	BLK	WP	HR	S	P	ERA	WHIP

TOP

Atlanta Braves @ New York Mets

Shea Stadium, Flushing, NY

Tue Jun 21 1977, 7:05 PM EDT

Att. 10,613 - Unknown

livebaseballscorecards.com

AB	37
R	2
H	5
RBI	2
BB	2
SO	12
LOB	5

1B: 3	SF: 0	WP: 0	PA: 39
2B: 0	SAC: 0	PB: 0	
3B: 1	DP: 0	SB: 0	
HR: 1	HBP: 0	CS: 1	

Batter	1	2	3	4	5	6	7	8	9	10	11	AB	R	H	RBI	BB	SO	LOB
Lenny Randle, S (1, 5) OBP: 0.388, SLG: 0.400	K		6-3			6-3		2B G3-2 BB		S BLK BB		3	0	0	0	2	1	0
Bud Harrelson, S (1, 6) OBP: 0.263, SLG: 0.252	2B WP BB		4-3			BB		1-3 2B		1-2 S BB		2	1	1	0	3	0	0
Bruce Boisclair, L (1, 8) OBP: 0.348, SLG: 0.392 Lee Mazzilli, S (10, PH) OBP: 0.302, SLG: 0.274 (11, 8)	K		K			K		BB		1-2 2-3 IBB		3 0	0 0	0 0	0 0	1 1	3 0	2 0
John Milner, L (1, 3) OBP: 0.383, SLG: 0.509	WP 1-3 2B			F8		BB 1-2		G3-2 3-Hf		K		4	0	1	0	1	1	6
Ed Kranepool, L (1, 7) OBP: 0.345, SLG: 0.509 Rick Baldwin, L (11, 1)	F9 2-3 3-H			G4-6-3 1B		F9			HR	F8		5 0	1 0	2 0	1 0	0 0	0 0	6 0
Mike Vail, R (1, 9) OBP: 0.383, SLG: 0.470		5-3		G4-6-3 1-2f			F5		1-3		6-3	5	0	0	0	0	0	1
John Stearns, R (1, 2) OBP: 0.370, SLG: 0.486		FC5-4 1B	5-3				K		K		HR 2B	5	1	2	0	0	2	0
Felix Millan, R (1, 4) OBP: 0.245, SLG: 0.245		FC5-4 1-2f	F9				K		5-3		HR IBB	4	1	0	0	1	1	1
Jon Matlack, L (1, 1) OBP: 0.182, SLG: 0.103 Bobby Valentine, R (8, PH) OBP: 0.256, SLG: 0.261 Skip Lockwood, R (9, 1) OBP: 0.286, SLG: 0.286 Jerry Grote, R (10, PH) OBP: 0.326, SLG: 0.310 Steve Henderson, R (11, 7) OBP: 0.300, SLG: 0.600	F2		5-3					F3		6-3	HR 1-H 2-H	2 1 0 1 1	0 0 0 0 1	0 0 0 0 1	0 0 0 0 1	0 0 0 0 0	0 0 0 0 0	1 0 0 0 0
Inning Stats	R: 1 H: 1 E: 0 LOB: 1 K: 2 BB: 1 S: 8 P: 12	R: 0 H: 1 E: 0 LOB: 1 K: 0 BB: 0 S: 4 P: 4	R: 0 H: 0 E: 0 LOB: 0 K: 1 BB: 0 S: 5 P: 5	R: 0 H: 1 E: 0 LOB: 0 K: 0 BB: 0 S: 3 P: 3	R: 0 H: 0 E: 0 LOB: 0 K: 0 BB: 0 S: 3 P: 3	R: 0 H: 0 E: 0 LOB: 2 K: 1 BB: 2 S: 5 P: 13	R: 0 H: 0 E: 0 LOB: 0 K: 2 BB: 0 S: 7 P: 7	R: 0 H: 1 E: 0 LOB: 2 K: 0 BB: 2 S: 3 P: 11	R: 1 H: 1 E: 0 LOB: 0 K: 1 BB: 0 S: 6 P: 6	R: 0 H: 0 E: 0 LOB: 3 K: 1 BB: 3 S: 5 P: 17	R: 3 H: 2 E: 0 LOB: 0 K: 0 BB: 1 S: 3 P: 7	1B: 2 SF: 0 2B: 3 SAC: 0 3B: 0 DP: 2 HR: 2 HBP: 0						

PITCHER	IP	WLS	BF	H	R	ER	SO	BB	IBB	HBP	BLK	WP	HR	S	P	ERA	WHIP
Andy Messersmith, R (1, 1) ERA: 4.23	9.0		35	5	2	2	7	5	0	0	0	1	1	44	64	2.00	1.111
Don Collins, L (10, 1) ERA: 5.28	1.1	L	10	2	3	3	1	2	2	0	1	0	1	8	24	20.25	3.000

PITCHER	IP	WLS	BF	H	R	ER	SO	BB	IBB	HBP	BLK	WP	HR	S	P	ERA	WHIP

Atlanta Braves @ New York Mets

Shea Stadium, Flushing, NY

Tue Jun 21 1977, 7:05 PM EDT

Att. 10,613 - Unknown

BOTTOM

livebaseballscorecards.com

AB	36
R	5
H	7
RBI	4
BB	9
SO	8
LOB	17

WP: 1 PA: 45
PB: 0
SB: 2
CS: 0

Batter	1	2	3	4	5	6	7	8	9	AB	R	H	RBI	BB	SO	LOB
Barry Bonnell, R (1, 7) OBP: 0.383, SLG: 0.375	F9 SH1-3 1B		6-3			5-3	F9		1-2 2-H 1B	5	0	2	1	0	0	0
Junior Moore, R (1, 5) OBP: 0.330, SLG: 0.361	SH1-3 1-2		G3			FC4-6 1B		F5 G6-4-3	FC5 2-3f	3	0	1	0	0	0	0
Jerry Royster, R (8, PR) (8, 5) OBP: 0.294, SLG: 0.272										1	0	0	0	0	0	2
Willie Montanez, L (1, 3) OBP: 0.346, SLG: 0.500	F9 2-3		4-3			FC4-6 BB 1B 1-2f		G6-4-3 1-2f		4	1	0	0	0	0	3
Jeff Burroughs, R (1, 9) OBP: 0.360, SLG: 0.522	F6			K		BB 1B 1-2 BB		FC4-6 1B		3	0	1	0	1	1	1
Rowland Office, L (1, 8) OBP: 0.308, SLG: 0.350		HR 1B		F7		BB 1-2 2-H 1B		FC4-6 1-2f		4	1	2	1	0	0	1
Biff Pocoroba, S (1, 2) OBP: 0.374, SLG: 0.497		1-H HR		G3		1-2 2-3 BB			F9	3	1	1	2	1	0	0
Rod Gilbreath, R (1, 4) OBP: 0.315, SLG: 0.291		6-3			F9	P9			1B 1B	4	1	1	0	0	0	3
Darrel Chaney, S (1, 6) OBP: 0.287, SLG: 0.355		P5			K	4-3			K	4	0	0	0	0	2	1
Phil Niekro, R (1, 1) OBP: 0.217, SLG: 0.200		6-3			P4	4-3			FC5 1B 1-2 1B	4	0	1	0	0	0	0
Inning Stats	R: 0 H: 1 E: 0 LOB: 1 K: 0 BB: 0 S: 4 P: 4	R: 2 H: 2 E: 0 LOB: 0 K: 0 BB: 0 S: 5 P: 5	R: 0 H: 0 E: 0 LOB: 0 K: 0 BB: 0 S: 3 P: 3	R: 0 H: 0 E: 0 LOB: 0 K: 1 BB: 0 S: 5 P: 5	R: 0 H: 0 E: 0 LOB: 0 K: 1 BB: 0 S: 5 P: 5	R: 1 H: 2 E: 0 LOB: 3 K: 0 BB: 2 S: 5 P: 13	R: 0 H: 0 E: 0 LOB: 0 K: 0 BB: 0 S: 3 P: 3	R: 0 H: 1 E: 1 LOB: 1 K: 0 BB: 0 S: 4 P: 4	R: 1 H: 3 E: 0 LOB: 2 K: 1 BB: 0 S: 8 P: 8	1B: 8 SF: 0 2B: 0 SAC: 1 3B: 0 DP: 1 HR: 1 HBP: 0						

PITCHER		IP	WLS	BF	H	R	ER	SO	BB	IBB	HBP	BLK	WP	HR	S	P	ERA	WHIP
Nino Espinosa, R ERA: 3.91	(1, 1)	6.0	L	25	5	3	3	2	2	0	0	0	0	1	27	35	4.50	1.167
Rick Baldwin, R ERA: 3.38	(7, 1)	2.0		7	1	0	0	0	0	0	0	0	0	0	7	7	0.00	0.500
Jackson Todd, R ERA: 4.34	(9, 1)	1.0		6	3	1	1	1	0	0	0	0	0	0	8	8	9.00	3.000

PITCHER	IP	WLS	BF	H	R	ER	SO	BB	IBB	HBP	BLK	WP	HR	S	P	ERA	WHIP

TOP

Atlanta Braves @ New York Mets

Shea Stadium, Flushing, NY

Wed Jun 22 1977, 7:05 PM EDT

Att. 12,087 - Unknown

livebaseballscorecards.com

AB	35
R	4
H	9
RBI	4
BB	2
SO	3
LOB	11

WP: 0 PA: 38
PB: 0
SB: 0
CS: 0

Atlanta Braves @ New York Mets

Shea Stadium, Flushing, NY

Wed Jun 22 1977, 7:05 PM EDT

Att. 12,087 - Unknown

BOTTOM

Batter	1	2	3	4	5	6	7	8	9	AB	R	H	RBI	BB	SO	LOB
Lenny Randle, S (1, 5) OBP: 0.395, SLG: 0.405	0-0 ① 6-3	BBB 4-0 FC4-6 BB			x 0-0 CS 1B		x 0-0 1B		SSS 0-3 ① K	3	0	2	0	1	0	0
Doug Flynn, R (8, 5) OBP: 0.244, SLG: 0.308										1	0	0	0	0	1	0
Bud Harrelson, S (1, 6) OBP: 0.261, SLG: 0.250	x 0-0 PB 6-3 1B	x 0-0 ③ FC4-6 1-2f			x 0-0 ①② P7 1-2		x 0-0 ① F7		x 0-0 ② 1-3	5	0	1	0	0	0	5
Steve Henderson, R (1, 7) OBP: 0.400, SLG: 0.571	x 0-0 ② 6-3 1-2		x 0-0 FC4-6 1B		BBB 4-0 BB		x 0-0 ② F8		x 0-0 FC6 1B	4	0	2	0	1	0	2
John Milner, L (1, 3) OBP: 0.378, SLG: 0.497	BBB 4-0 PB BB		x 0-0 ① FC4-6 G6-3 1-2f		x 0-0 ③ F8		SSS 0-3 ③ K		x 0-0 ③ FC6 1-2f	4	0	0	0	1	1	4
Bruce Boisclair, L (1, 9) OBP: 0.345, SLG: 0.387	x 0-0 ③ F8 1-2 2-3		x 0-0 ②③ G6-3 1-2f			x 0-0 F8 1B 1B		x 0-0 ① F8		4	0	1	0	0	0	3
Jerry Grote, R (1, 2) OBP: 0.333, SLG: 0.310		H 1-0 1B 1B G1-2-3 HBP		SSS 0-3 ① K		x 0-0 1-2 1B		BBBB 4-0 2B SF4 BB		0	0	0	0	0	0	0
John Stearns, R (3, 2) OBP: 0.374, SLG: 0.486										2	1	1	0	1	1	0
Lee Mazzilli, S (1, 8) OBP: 0.305, SLG: 0.282		x 0-0 G1-2-3 1B 1-2 1B		x 0-0 ② G3		x 0-0 ① F8 2-3		x 0-0 SF4 1-3 2B		4	0	2	0	0	0	2
Felix Millan, R (1, 4) OBP: 0.250, SLG: 0.251		x 0-0 G1-2-3 1-2 2-3 1B		x 0-0 1B		SSS 0-3 ② K		x 0-0 ② SF4 2-3 3-H		3	0	2	1	0	1	2
Nino Espinosa, R (1, 1) OBP: 0.200, SLG: 0.167	x 0-0 ①② G1-2-3 1-2 2-3 3-Hf		x 0-0 ③ 2-3		x 0-0 ③ 4-3		SSS 0-3 ③ K			2	0	0	0	0	0	4
Bobby Valentine, R (6, PH) OBP: 0.253, SLG: 0.257										1	0	0	0	0	0	2
Rick Baldwin, L (7, 1)										0	0	0	0	0	0	0
Ed Kranepool, L (8, PH) OBP: 0.343, SLG: 0.506										1	0	0	0	0	1	1
Jackson Todd, R (9, 1) OBP: 0.143, SLG: 0.143										0	0	0	0	0	0	0
Inning Stats	R: 0 E: 0 K: 0 S: 4 H: 1 LOB: 2 BB: 1 P: 8	R: 0 E: 0 K: 0 S: 4 H: 2 LOB: 3 BB: 1 P: 9	R: 0 E: 0 K: 0 S: 3 H: 1 LOB: 0 BB: 0 P: 3	R: 0 K: 1 S: 6 H: 1 LOB: 1 BB: 0 P: 6	R: 0 E: 0 K: 0 S: 3 H: 1 LOB: 1 BB: 1 P: 7	R: 0 E: 0 K: 1 S: 7 H: 2 LOB: 2 BB: 0 P: 7	R: 0 E: 0 K: 1 S: 6 H: 1 LOB: 1 BB: 0 P: 6	R: 1 E: 0 K: 1 S: 6 H: 1 LOB: 1 BB: 1 P: 10	R: 0 E: 0 K: 1 S: 6 H: 1 LOB: 1 BB: 0 P: 6	1B: 10 2B: 1 3B: 0 HR: 0	SF: 1 SAC: 0 DP: 2 HBP: 1						

PITCHER	IP	WLS	BF	H	R	ER	SO	BB	IBB	HBP	BLK	WP	HR	S	P	ERA	WHIP
Phil Niekro, R (1, 1) ERA: 4.53	9.0	W	40	11	1	1	5	4	0	1	0	0	0	45	62	1.00	1.667

PITCHER	IP	WLS	BF	H	R	ER	SO	BB	IBB	HBP	BLK	WP	HR	S	P	ERA	WHIP

livebaseballscorecards.com

AB	34
R	1
H	11
RBI	1
BB	4
SO	5
LOB	25

WP: 0 PB: 1 SB: 0 CS: 1 PA: 40

Batter	1	2	3	4	5	6	7	8	9	AB	R	H	RBI	BB	SO	LOB
Lee Mazzilli, S (1, 8) OBP: 0.308, SLG: 0.283	1-3 1B		L7		BB BB		6-3			3	0	1	0	1	0	0
Bud Harrelson, S (1, 6) OBP: 0.261, SLG: 0.245	1-3 1-2		F9		G4-6-3 1-2 BB		6-3			3	0	0	0	1	0	1
Bruce Boisclair, L (1, 9) OBP: 0.343, SLG: 0.391	K		2B		K		K			4	0	1	0	0	3	3
John Milner, L (1, 3) OBP: 0.380, SLG: 0.491	FC6 BB		BB		G4-6-3 1-2f			G3		2	0	0	0	2	0	2
Ed Kranepool, L (1, 7) OBP: 0.337, SLG: 0.497	FC6 1-2f		4-3			G3		P8		3	0	0	0	0	0	4
Steve Henderson, R (7, 7) OBP: 0.375, SLG: 0.533										1	0	0	0	0	0	0
John Stearns, R (1, 2) OBP: 0.382, SLG: 0.500		G5-4-3 1B BB		5-3 2B		FC1 2B		6-3		3	0	2	0	1	0	0
Joel Youngblood, R (1, 5) OBP: 0.265, SLG: 0.258		G5-4-3 1-2 1B		K		FC1 2-3 1B			K	4	0	1	0	0	2	2
Felix Millan, R (1, 4) OBP: 0.250, SLG: 0.251		G5-4-3 1-2f 2-3		5-3 2-3		1-2 1B		F8		4	0	1	0	0	0	3
Jerry Koosman, R (1, 1) OBP: 0.175, SLG: 0.256		K		K		L8		5-3		2	0	0	0	0	2	2
Ron Hodges, L (6, PH) OBP: 0.346, SLG: 0.360										0	0	0	0	0	0	0
Mike Vail, R (6, PH) OBP: 0.380, SLG: 0.465										1	0	0	0	0	0	2
Craig Swan, R (6, 1) OBP: 0.143, SLG: 0.143										0	0	0	0	0	0	0
Bobby Valentine, R (9, PH) OBP: 0.250, SLG: 0.254										1	0	0	0	0	0	0
Inning Stats	R: 0 H: 1 E: 0 LOB: 2 K: 1 BB: 1 S: 9 P: 15	R: 0 H: 1 E: 0 LOB: 1 K: 1 BB: 1 S: 5 P: 9	R: 0 H: 1 E: 0 LOB: 2 K: 0 BB: 1 S: 4 P: 8	R: 0 H: 1 E: 0 LOB: 1 K: 2 BB: 0 S: 8 P: 8	R: 0 H: 0 E: 0 LOB: 1 K: 1 BB: 2 S: 5 P: 16	R: 0 H: 2 E: 0 LOB: 2 K: 0 BB: 0 S: 5 P: 5	R: 0 H: 0 E: 0 LOB: 0 K: 1 BB: 0 S: 5 P: 5	R: 0 H: 0 E: 0 LOB: 0 K: 0 BB: 0 S: 3 P: 3	R: 0 H: 0 E: 0 LOB: 0 K: 1 BB: 0 S: 5 P: 5	1B: 3 SF: 0 2B: 3 SAC: 0 3B: 0 DP: 2 HR: 0 HBP: 0						

PITCHER		IP	WLS	BF	H	R	ER	SO	BB	IBB	HBP	BLK	WP	HR	S	P	ERA	WHIP
Rick Reuschel, R ERA: 2.4	(1, 1)	5.2	W	26	6	0	0	5	5	0	0	0	0	0	35	60	0.00	1.941
Willie Hernandez, L ERA: 2.02	(6, 1)	3.1	S	10	0	0	0	2	0	0	0	0	0	0	14	14	0.00	0.000

PITCHER		IP	WLS	BF	H	R	ER	SO	BB	IBB	HBP	BLK	WP	HR	S	P	ERA	WHIP

TOP

New York Mets @ Chicago Cubs

Wrigley Field, Chicago, IL

Fri Jun 24 1977, 3:33 AM CDT

Att. 26,624 - Overcast - 75 F

livebaseballscorecards.com

AB	31
R	0
H	6
RBI	0
BB	5
SO	7
LOB	19

New York Mets @ Chicago Cubs

Wrigley Field, Chicago, IL

Fri Jun 24 1977, 3:33 AM CDT

Att. 26,624 - Overcast - 75 F

BOTTOM

Batter	1	2	3	4	5	6	7	8	9	AB	R	H	RBI	BB	SO	LOB
Ivan De Jesus, R (1, 6) OBP: 0.331, SLG: 0.356	K		BB		SH5-3		F9			2	0	0	0	1	1	0
Gene Clines, R (1, 7) OBP: 0.417, SLG: 0.485	L6-3		L6-4-3		CS 1B		L5-3			4	0	1	1	0	0	1
Bill Buckner, L (1, 3) OBP: 0.297, SLG: 0.367	E 3B 2B		1-3		K		4-3			4	1	1	0	0	1	1
Bobby Murcer, L (1, 9) OBP: 0.373, SLG: 0.470	3B BB			L8	F9			6-3		3	1	0	0	1	0	0
Jerry Morales, R (1, 8) OBP: 0.378, SLG: 0.480	3B			2B 1B	1B SF7 2B			F9		4	2	3	2	0	0	0
Manny Trillo, R (1, 4) OBP: 0.406, SLG: 0.511	6-3			F8	1B 1B			F3		4	0	1	0	0	0	2
Steve Ontiveros, S (1, 5) OBP: 0.386, SLG: 0.381		6-3		2B		SF7				2	0	1	2	0	0	0
Steve Swisher, R (1, 2) OBP: 0.259, SLG: 0.400		K		K		1B				3	0	1	0	0	2	1
Rick Reuschel, R (1, 1) OBP: 0.222, SLG: 0.286 Willie Hernandez, L (6, 1)		F8			SH5-3 WP 1B	K				2 1	1 0	1 0	0 0	0 0	0 1	0 2
Inning Stats	R: 2 E: 1 K: 1 S: 7 H: 2 LOB: 1 BB: 1 P: 11	R: 0 E: 0 K: 1 S: 5 H: 0 LOB: 0 BB: 0 P: 5	R: 0 E: 0 K: 0 S: 6 H: 0 LOB: 0 BB: 1 P: 11	R: 1 E: 0 K: 1 S: 14 H: 2 LOB: 1 BB: 0 P: 19	R: 1 E: 0 K: 1 S: 6 H: 2 LOB: 0 BB: 0 P: 6	R: 1 E: 0 K: 1 S: 11 H: 3 LOB: 2 BB: 0 P: 13	R: 0 E: 0 K: 0 S: 3 H: 0 LOB: 0 BB: 0 P: 3	R: 0 E: 0 K: 0 S: 3 H: 0 LOB: 0 BB: 0 P: 3		1B: 5 2B: 3 3B: 1 HR: 0 SF: 1 SAC: 1 DP: 1 HBP: 0						

	AB	29
	R	5
	H	9
	RBI	5
	BB	2
	SO	5
	LOB	7

WP: 1 PB: 0 SB: 0 CS: 1 PA: 33

livebaseballscorecards.com

PITCHER		IP	WLS	BF	H	R	ER	SO	BB	IBB	HBP	BLK	WP	HR	S	P	ERA	WHIP
Jerry Koosman, L ERA: 3.16	(1, 1)	5.0	L	21	6	4	4	4	2	0	0	0	1	0	38	52	7.20	1.600
Craig Swan, R ERA: 3.96	(6, 1)	3.0		12	3	1	1	1	0	0	0	0	0	0	17	19	3.00	1.000

PITCHER	IP	WLS	BF	H	R	ER	SO	BB	IBB	HBP	BLK	WP	HR	S	P	ERA	WHIP

Batter	1	2	3	4	5	6	7	8	9	AB	R	H	RBI	BB	SO	LOB
Lee Mazzilli, S (1, 8) OBP: 0.314, SLG: 0.288	1-3		HBP		CS 1B	1B				3	1	2	0	0	0	0
Bud Harrelson, S (1, 6) OBP: 0.261, SLG: 0.246	P4		1-3 E 1B		F9	1-3				4	0	1	0	0	0	2
Bruce Boisclair, L (1, 9) OBP: 0.333, SLG: 0.379	K		F7 1-2 3-H		F7			F9		4	0	0	0	0	1	2
John Stearns, R (1, 2) OBP: 0.389, SLG: 0.511		HR 2B	F2		CS 1-2	1B		E E 1B		4	2	3	0	0	0	1
John Milner, L (1, 3) OBP: 0.373, SLG: 0.480		F2	6-3			L9		E3 1-H		4	0	0	0	0	0	3
Ed Kranepool, L (1, 7) OBP: 0.335, SLG: 0.509		2-H HR		3-1		F7		F8		4	1	1	2	0	0	1
Doug Flynn, R (8, 5) OBP: 0.244, SLG: 0.308										0	0	0	0	0	0	0
Joel Youngblood, R (1, 5) OBP: 0.270, SLG: 0.265				6-3		L8			F7	3	0	1	0	0	0	1
Steve Henderson, R (8, 7) OBP: 0.353, SLG: 0.500		1B 1B								1	0	0	0	0	0	0
Felix Millan, R (1, 4) OBP: 0.255, SLG: 0.261		1-3 G4-6-3 1B		2B			F8		5-3	4	0	2	0	0	0	0
Pat Zachry, R (1, 1) OBP: 0.143, SLG: 0.111		G4-6-3 1-2f		2-3			6-3		5-3	3	0	0	0	0	0	3
Skip Lockwood, R (8, 1) OBP: 0.250, SLG: 0.250										1	0	0	0	0	0	0
Bob Apodaca, R (9, 1) OBP: 1.000, SLG: 1.000										0	0	0	0	0	0	0
Inning Stats	R: 0 H: 0 E: 0 LOB: 0 K: 1 BB: 0 S: 5 P: 5	R: 2 H: 4 E: 0 LOB: 1 K: 0 BB: 0 S: 6 P: 6	R: 1 H: 1 E: 1 LOB: 1 K: 0 BB: 0 S: 7 P: 10	R: 0 H: 1 E: 0 LOB: 1 K: 0 BB: 0 S: 4 P: 4	R: 0 H: 1 E: 0 LOB: 0 K: 0 BB: 0 S: 3 P: 3	R: 0 H: 1 E: 0 LOB: 1 K: 0 BB: 0 S: 4 P: 4	R: 0 H: 1 E: 0 LOB: 1 K: 0 BB: 0 S: 4 P: 4	R: 1 H: 1 E: 1 LOB: 0 K: 0 BB: 0 S: 4 P: 4	R: 0 H: 0 E: 0 LOB: 0 K: 0 BB: 0 S: 3 P: 3	1B: 7 SF: 0 2B: 2 SAC: 0 3B: 0 DP: 1 HR: 1 HBP: 1						

TOP

New York Mets @ Chicago Cubs

Wrigley Field, Chicago, IL

Sat Jun 25 1977, 3:33 AM CDT

Att. 33,130 - Sunny - 74 F

livebaseballscorecards.com

AB	35
R	4
H	10
RBI	2
BB	0
SO	1
LOB	13

PITCHER		IP	WLS	BF	H	R	ER	SO	BB	IBB	HBP	BLK	WP	HR	S	P	ERA	WHIP
Ray Burris, R ERA: 4.25	(1, 1)	9.0	W	36	10	4	3	1	0	0	1	0	0	1	40	43	3.00	1.111

PITCHER		IP	WLS	BF	H	R	ER	SO	BB	IBB	HBP	BLK	WP	HR	S	P	ERA	WHIP

New York Mets @ Chicago Cubs

Wrigley Field, Chicago, IL

Sat Jun 25 1977, 3:33 AM CDT

Att. 33,130 - Sunny - 74 F

livebaseballscorecards.com

BOTTOM

Batter	1	2	3	4	5	6	7	8	9	AB	R	H	RBI	BB	SO	LOB
Ivan De Jesus, R (1, 6) OBP: 0.332, SLG: 0.358	K	K		K			BB		2B	4	1	1	0	1	3	3
Larry Biittner, L (1, 7) OBP: 0.336, SLG: 0.394	6-3		1B BLK BB	F8			K		2B	4	2	1	2	1	1	3
Bill Buckner, L (1, 3) OBP: 0.309, SLG: 0.386 Mick Kelleher, R (9, PR) OBP: 0.250, SLG: 0.357	BB BB 1B		F9 BLK 1-3 1B		4-3		F8		FC5 2B	5 0	0 1	3 0	1 0	0 0	0 0	1 0
Bobby Murcer, L (1, 9) OBP: 0.373, SLG: 0.464	FC6-5 BB 1-2 BB		K 1-2 3-H		F7		L8		FC5 BB IBB	3	0	0	0	2	1	2
Jerry Morales, R (1, 8) OBP: 0.387, SLG: 0.483	1-2 2-3 BB		F9 2-3		1B			G3-6-3 1B	FC5 1-2 2-3 BB	3	0	2	0	2	0	1
Manny Trillo, R (1, 4) OBP: 0.398, SLG: 0.500	FC6-5 2-3f		L9		L4			G3-6-3 1-2f	FC5 1-2 2-3f 3-H	5	0	0	1	0	0	8
Steve Ontiveros, S (1, 5) OBP: 0.384, SLG: 0.383		G3		1B 2B		F8		4-3		4	0	1	0	0	0	0
Steve Swisher, R (1, 2) OBP: 0.274, SLG: 0.397		BB		F8		K			2B 2B 1B	3	1	1	0	1	1	1
Ray Burris, R (1, 1) OBP: 0.211, SLG: 0.250 Greg Gross, L (9, PH) OBP: 0.310, SLG: 0.282		K		2-3 1B		K			F7	3 1	0 0	1 0	0 0	0 0	2 0	1 1
Inning Stats	R: 0 E: 0 K: 1 S: 10 H: 1 LOB: 3 BB: 2 P: 20	R: 0 E: 0 K: 2 S: 10 H: 0 LOB: 1 BB: 1 P: 16	R: 1 E: 0 K: 1 S: 11 H: 1 LOB: 1 BB: 1 P: 15	R: 0 E: 0 K: 1 S: 8 H: 2 LOB: 2 BB: 0 P: 9	R: 0 E: 0 K: 0 S: 4 H: 1 LOB: 1 BB: 0 P: 4	R: 0 E: 0 K: 2 S: 7 H: 0 LOB: 0 BB: 0 P: 7	R: 0 E: 0 K: 1 S: 8 H: 0 LOB: 1 BB: 1 P: 12	R: 0 E: 0 K: 0 S: 3 H: 1 LOB: 0 BB: 0 P: 3	R: 4 E: 0 K: 0 S: 9 H: 4 LOB: 3 BB: 2 P: 18	1B: 6 2B: 4 3B: 0 HR: 0 SF: 0 SAC: 0 DP: 1 HBP: 0						

	AB	35
	R	5
	H	10
	RBI	4
	BB	7
	SO	8
	LOB	21

WP: 0 PA: 42
PB: 0
SB: 0
CS: 0

PITCHER		IP	WLS	BF	H	R	ER	SO	BB	IBB	HBP	BLK	WP	HR	S	P	ERA	WHIP
Pat Zachry, R ERA: 4.5	(1, 1)	7.0		32	6	1	1	8	5	0	0	1	0	0	59	84	1.29	1.571
Skip Lockwood, R ERA: 3.83	(8, 1)	1.1		6	3	3	3	0	0	0	0	0	0	0	9	10	20.25	2.250
Bob Apodaca, R ERA: 3.03	(9, 1)	0.1	L	4	1	1	1	0	1	1	0	0	0	0	2	10	27.00	6.000

PITCHER	IP	WLS	BF	H	R	ER	SO	BB	IBB	HBP	BLK	WP	HR	S	P	ERA	WHIP

New York Mets @ Chicago Cubs

Wrigley Field, Chicago, IL

Sun Jun 26 1977, 3:33 AM CDT

Att. 36,698 - Sunny - 72 F

livebaseballscorecards.com

Batter	1	2	3	4	5	6	7	8	9	AB	R	H	RBI	BB	SO	LOB
Lee Mazzilli, S (1, 8) OBP: 0.313, SLG: 0.287	3-2 4-3		0-0 G3		3-2 BLK 1B 1B			3-2 3-1		4	1	1	0	0	0	0
Bud Harrelson, S (1, 6) OBP: 0.271, SLG: 0.257	0-0 FC6-4 1B		0-0 1B		0-0 1-H 1B			0-0 5-3		4	0	3	1	0	0	0
Steve Henderson, R (1, 7) OBP: 0.286, SLG: 0.400	0-0 FC6-4 1-2f 2B		0-0 L9			3-3 K		0-0 4-3		4	1	0	0	0	1	2
John Milner, L (1, 3) OBP: 0.371, SLG: 0.481	0-0 1-H 2B			0-0 G3		0-0 G3			0-0 3-1	4	0	1	1	0	0	0
John Stearns, R (1, 2) OBP: 0.395, SLG: 0.524	0-0 L8			4-0 1B BB		0-0 2B			0-0 6-3 2B	3	0	2	0	1	0	1
Ed Kranepool, L (1, 9) OBP: 0.333, SLG: 0.503		2-2 4-3		0-0 G6-3 1-3 1B		0-0 L8			0-0 6-3 2-3	4	0	1	0	0	0	2
Joel Youngblood, R (1, 5) OBP: 0.268, SLG: 0.263		0-3 K		0-0 G6-3 1-2f			0-0 L4-3 1B		1-3 K	4	0	1	0	0	2	3
Felix Millan, R (1, 4) OBP: 0.251, SLG: 0.257		0-0 4-3			2-2 6-3		0-0 L4-3 1-2			3	0	0	0	0	0	1
Jon Matlack, L (1, 1) OBP: 0.171, SLG: 0.097			0-0 L7		0-3 K		0-0 P6			2	0	0	0	0	1	0
Ron Hodges, L (7, PH) OBP: 0.333, SLG: 0.346										1	0	0	0	0	0	0
Rick Baldwin, L (7, 1)										0	0	0	0	0	0	0

Inning Stats	1	2	3	4	5	6	7	8	9		
	R: 1 H: 2 E: 0 LOB: 1 K: 0 BB: 0 S: 8 P: 11	R: 0 H: 0 E: 0 LOB: 0 K: 1 BB: 0 S: 8 P: 10	R: 0 H: 1 E: 0 LOB: 1 K: 0 BB: 0 S: 4 P: 4	R: 0 H: 1 E: 0 LOB: 1 K: 0 BB: 1 S: 3 P: 7	R: 1 H: 2 E: 0 LOB: 1 K: 1 BB: 0 S: 13 P: 18	R: 0 H: 1 E: 0 LOB: 1 K: 1 BB: 0 S: 7 P: 10	R: 0 H: 1 E: 0 LOB: 0 K: 0 BB: 0 S: 3 P: 3	R: 0 H: 0 E: 0 LOB: 0 K: 0 BB: 0 S: 6 P: 9	R: 0 H: 1 E: 0 LOB: 1 K: 1 BB: 0 S: 8 P: 9	1B: 6 SF: 0 2B: 4 SAC: 0 3B: 0 DP: 2 HR: 0 HBP: 0	WP: 0 PA: 34 PB: 0 SB: 0 CS: 0

PITCHER		IP	WLS	BF	H	R	ER	SO	BB	IBB	HBP	BLK	WP	HR	S	P	ERA	WHIP
Mike Krukow, R (1, 1) ERA: 4.74		8.0	W	30	8	2	2	3	1	0	0	1	0	0	52	72	2.25	1.125
Bruce Sutter, R (9, 1) ERA: 0.71		1.0	S	4	1	0	0	1	0	0	0	0	0	0	8	9	0.00	1.000

PITCHER	IP	WLS	BF	H	R	ER	SO	BB	IBB	HBP	BLK	WP	HR	S	P	ERA	WHIP

Batter	1	2	3	4	5	6	7	8	9	AB	R	H	RBI	BB	SO	LOB
Ivan De Jesus, R (1, 6) OBP: 0.331, SLG: 0.357	L7	FC6-4 1-2f			1B 1B 1B		K			4	1	1	0	0	1	2
Gene Clines, R (1, 7) OBP: 0.412, SLG: 0.475	L9		K2-3		1B SF9 1-2 1B		L8			4	1	1	0	0	1	0
Bill Buckner, L (1, 3) OBP: 0.315, SLG: 0.390	F9		1-3		S 1-3 2-H 1B		1B			4	0	2	1	0	0	0
Bobby Murcer, L (1, 9) OBP: 0.375, SLG: 0.477		HR	BB		SF9 1-2 3-H		K			2	1	1	2	1	1	1
Jerry Morales, R (1, 8) OBP: 0.385, SLG: 0.483		1B 2B	K		L6			4-3		4	1	1	0	0	1	2
Manny Trillo, R (1, 4) OBP: 0.392, SLG: 0.492		5-3	5-3			F8		P4		4	0	0	0	0	0	1
Steve Ontiveros, S (1, 5) OBP: 0.386, SLG: 0.400 Dave Rosello, R (9, 5) OBP: 0.268, SLG: 0.306		5-3	5-3			HR		1B		4 0	1 0	2 0	1 0	0 0	0 0	1 0
Steve Swisher, R (1, 2) OBP: 0.273, SLG: 0.377		1B IBB	K			5-3		K		3	0	0	0	1	2	1
Mike Krukow, R (1, 1) OBP: 0.231, SLG: 0.269 Bruce Sutter, R (9, 1)		1-3 2-H FC6-4 1B			P6	F7				3 0	0 0	1 0	1 0	0 0	0 0	0 0
Inning Stats	R: 0 E: 0 K: 0 S: 3 H: 0 LOB: 0 BB: 0 P: 3	R: 2 E: 0 K: 0 S: 6 H: 3 LOB: 2 BB: 1 P: 10	R: 0 E: 0 K: 2 S: 8 H: 0 LOB: 1 BB: 1 P: 12	R: 0 E: 0 K: 1 S: 11 H: 0 LOB: 0 BB: 0 P: 16	R: 2 E: 0 K: 0 S: 9 H: 3 LOB: 1 BB: 0 P: 10	R: 1 E: 0 K: 0 S: 7 H: 1 LOB: 0 BB: 0 P: 8	R: 0 E: 0 K: 2 S: 8 H: 1 LOB: 1 BB: 0 P: 8	R: 0 E: 0 K: 1 S: 6 H: 1 LOB: 1 BB: 0 P: 6		1B: 6 2B: 1 3B: 0 HR: 2 SF: 1 SAC: 0 DP: 0 HBP: 0					WP: 0 PB: 0 SB: 1 CS: 0 PA: 35	

PITCHER		IP	WLS	BF	H	R	ER	SO	BB	IBB	HBP	BLK	WP	HR	S	P	ERA	WHIP
Jon Matlack, L ERA: 4.03	(1, 1)	6.0	L	27	7	5	5	3	1	1	0	0	0	2	44	59	7.50	1.333
Rick Baldwin, R ERA: 2.93	(7, 1)	2.0		8	2	0	0	3	0	0	0	0	0	0	14	14	0.00	1.000

PITCHER	IP	WLS	BF	H	R	ER	SO	BB	IBB	HBP	BLK	WP	HR	S	P	ERA	WHIP

BOTTOM

New York Mets @ Chicago Cubs

Wrigley Field, Chicago, IL

Sun Jun 26 1977, 3:33 AM CDT

Att. 36,698 - Sunny - 72 F

livebaseballscorecards.com

AB	32
R	5
H	9
RBI	5
BB	2
SO	6
LOB	8

Batter	1	2	3	4	5	6	7	8	9	AB	R	H	RBI	BB	SO	LOB
Bake McBride, L (1, 9) OBP: 0.293, SLG: 0.401	S S S 0-3 ① K	x 0-0 ② 6-3	x 0-0 ① G3	x 0-0 ①② F4-3 1-2	x 0-0 ③ F8	5	0	0	0	0	1	4
Larry Bowa, S (1, 6) OBP: 0.305, SLG: 0.361	x 0-0 ② F8	x 0-0 ③ F8	x 0-0 ② 5-3	x 0-0 ③ G3		4	0	0	0	0	0	0
Mike Schmidt, R (1, 5) OBP: 0.365, SLG: 0.574	B B B B 4-0 FC5-4 BB	x 0-0 ① F9	S S S 0-3 ③ K		x 0-0 1B 1B 1B	3	1	1	0	1	1	0
Greg Luzinski, R (1, 7) OBP: 0.378, SLG: 0.622 Jerry Martin, R (9, PR) (9, 7) OBP: 0.363, SLG: 0.490	x 0-0 ③ FC5-4 1-2f	x 0-0 ② F8	B B B B 4-0 HR BB	x 0-0 HBP 1-3 1B 1B	3 0	1 1	1 0	0 0	1 0	0 0	1 0
Richie Hebner, L (1, 3) OBP: 0.413, SLG: 0.548	S S S 0-3 ① K	x 0-0 1B	x 0-0 1-H HR	H 1-0 1B 1-2 HBP	3	1	2	2	0	1	0
Garry Maddox, R (1, 8) OBP: 0.311, SLG: 0.422	x 0-0 ② 6-3	x 0-0 ③ 5-3	x 0-0 ① F3	S S S 0-3 ① K	4	0	0	0	0	1	4
Ted Sizemore, R (1, 4) OBP: 0.332, SLG: 0.342 Jay Johnstone, L (9, PH) OBP: 0.322, SLG: 0.373 Terry Harmon, R (9, 4) OBP: 0.281, SLG: 0.321	B B B B 4-0 BB	x 0-0 ① 6-3	x 0-0 ② 6-3	x 0-0 1-3 2-H 3-H IBB 1B	2 1 0	0 0 0	0 1 0	0 2 0	1 0 0	0 0 0	0 0 0
Bob Boone, R (1, 2) OBP: 0.320, SLG: 0.383	x 0-0 ③ 5-3	x 0-0 ② F7	x 0-0 ③ F9	1-2 4-0 IBB	3	0	0	0	1	0	1
Randy Lerch, L (1, 1) OBP: 0.188, SLG: 0.167 Tim McCarver, L (8, PH) OBP: 0.417, SLG: 0.485 Tug McGraw, R (8, 1)	S S S 0-3 ① K	x 0-0 ③ 1-3	x 0-0 F4-3 1B	S S S 0-3 ② K	2 1 1	0 0 0	0 1 0	0 0 0	1 0 1	0 0 3	0 0 0
Inning Stats	R: 0 E: 0 K: 1 S: 5 H: 0 LOB: 1 BB: 1 P: 9	R: 0 E: 0 K: 1 S: 5 H: 0 LOB: 1 BB: 1 P: 9	R: 0 E: 0 K: 1 S: 5 H: 0 LOB: 0 BB: 0 P: 5	R: 0 E: 0 K: 0 S: 4 H: 1 LOB: 1 BB: 0 P: 4	R: 0 E: 0 K: 0 S: 3 H: 0 LOB: 0 BB: 0 P: 3	R: 0 E: 0 K: 1 S: 5 H: 0 LOB: 0 BB: 0 P: 5	R: 2 E: 0 K: 0 S: 4 H: 1 LOB: 0 BB: 1 P: 8	R: 0 E: 0 K: 0 S: 3 H: 1 LOB: 0 BB: 0 P: 3	R: 2 E: 0 K: 2 S: 10 H: 3 LOB: 3 BB: 1 P: 15	1B: 5 2B: 0 3B: 0 HR: 1	SF: 0 SAC: 0 DP: 1 HBP: 1					

PITCHER	IP	WLS	BF	H	R	ER	SO	BB	IBB	HBP	BLK	WP	HR	S	P	ERA	WHIP
Nino Espinosa, R (1, 1) ERA: 3.75	8.0		29	3	2	2	4	3	0	0	0	0	1	34	46	2.25	0.750
Skip Lockwood, R (9, 1) ERA: 4.15	1.0	L	8	3	2	2	2	0	1	1	0	0	0	10	15	18.00	3.000

PITCHER	IP	WLS	BF	H	R	ER	SO	BB	IBB	HBP	BLK	WP	HR	S	P	ERA	WHIP

TOP

Philadelphia Phillies @ New York Mets

Shea Stadium, Flushing, NY

Mon Jun 27 1977, 7:05 PM EDT

Att. 17,800 - Unknown

livebaseballscorecards.com

AB	32
R	4
H	6
RBI	4
BB	4
SO	6
LOB	13

WP: 0 PB: 0 SB: 0 CS: 0 PA: 37

BOTTOM

Philadelphia Phillies @ New York Mets

Shea Stadium, Flushing, NY

Mon Jun 27 1977, 7:05 PM EDT

Att. 17,800 - Unknown

Batter	1	2	3	4	5	6	7	8	9	AB	R	H	RBI	BB	SO	LOB
Lenny Randle, S (1, 5) OBP: 0.392, SLG: 0.401	F7		1B			5-3		6-3		4	0	1	0	0	0	0
Bud Harrelson, S (1, 6) OBP: 0.270, SLG: 0.253	K		L7			2B BB		6-3		3	0	0	0	1	1	1
Steve Henderson, R (1, 7) OBP: 0.360, SLG: 0.478 Skip Lockwood, R (9, 1) OBP: 0.250, SLG: 0.250	BB			1B 1B		2B 1-2		K		3 0	1 0	2 0	0 0	1 0	1 0	0 0
John Stearns, R (1, 2) OBP: 0.397, SLG: 0.521	F8			G5-4-3 1-3 1B		2B IBB			P3	3	1	1	0	1	0	1
Mike Vail, R (1, 9) OBP: 0.375, SLG: 0.467		6-3		L8		2B 1-H 2-H			F9	4	0	1	2	0	0	2
Bobby Valentine, R (1, 3) OBP: 0.238, SLG: 0.240		5-3		G5-4-3 1-2f		F8			5-3	4	0	0	0	0	0	3
Lee Mazzilli, S (1, 8) OBP: 0.310, SLG: 0.283		F2			5-3		F8			3	0	0	0	0	0	0
Doug Flynn, R (1, 4) OBP: 0.227, SLG: 0.286			F8		K		F8			3	0	0	0	0	1	0
Nino Espinosa, R (1, 1) OBP: 0.174, SLG: 0.143 Joel Youngblood, R (9, 7) OBP: 0.268, SLG: 0.263			2-3		K		6-3			3 0	0 0	0 0	0 0	0 0	1 0	0 0
Inning Stats	R: 0 H: 0 E: 0 LOB: 1 K: 1 BB: 1 S: 5 P: 9	R: 0 H: 0 E: 0 LOB: 0 K: 0 BB: 0 S: 3 P: 3	R: 0 H: 1 E: 0 LOB: 1 K: 0 BB: 0 S: 4 P: 4	R: 0 H: 2 E: 0 LOB: 1 K: 0 BB: 0 S: 4 P: 4	R: 0 H: 0 E: 0 LOB: 0 K: 2 BB: 0 S: 7 P: 7	R: 2 H: 2 E: 0 LOB: 1 K: 0 BB: 2 S: 4 P: 12	R: 0 H: 0 E: 0 LOB: 0 K: 0 BB: 0 S: 3 P: 3	R: 0 H: 0 E: 0 LOB: 0 K: 1 BB: 0 S: 5 P: 5	R: 0 H: 0 E: 0 LOB: 0 K: 0 BB: 0 S: 3 P: 3	1B: 3 SF: 0 2B: 2 SAC: 0 3B: 0 DP: 1 HR: 0 HBP: 0						

livebaseballscorecards.com

AB	30
R	2
H	5
RBI	2
BB	3
SO	4
LOB	7

WP: 0 PA: 33
PB: 0
SB: 0
CS: 0

PITCHER		IP	WLS	BF	H	R	ER	SO	BB	IBB	HBP	BLK	WP	HR	S	P	ERA	WHIP
Randy Lerch, L ERA: 4.61	(1, 1)	7.0		27	5	2	2	3	2	1	0	0	0	0	30	42	2.57	1.000
Tug McGraw, L ERA: 0.9	(8, 1)	2.0	W	6	0	0	0	1	0	0	0	0	0	0	8	8	0.00	0.000

PITCHER	IP	WLS	BF	H	R	ER	SO	BB	IBB	HBP	BLK	WP	HR	S	P	ERA	WHIP

Batter	1	2	3	4	5	6	7	8	9	AB	R	H	RBI	BB	SO	LOB
Bake McBride, L (1, 9) OBP: 0.302, SLG: 0.427	S 1B		S SH5-3 1B		F7		F4-3		HR	5	1	3	1	0	0	0
Larry Bowa, S (1, 6) OBP: 0.304, SLG: 0.359	F6 1-2		SH5-3 1-2		F4-3		P3		1B	4	0	1	0	0	0	1
Mike Schmidt, R (1, 5) OBP: 0.362, SLG: 0.565	K		K 2-3		2B BB		F3		P5	4	1	0	0	1	2	3
Greg Luzinski, R (1, 7) OBP: 0.383, SLG: 0.637 Tug McGraw, R (9, 1)	K		BB BB		1-H 2B			HR	F8	4 0	1 0	2 0	2 0	1 0	1 0	2 0
Richie Hebner, L (1, 3) OBP: 0.420, SLG: 0.548		F4-6-3 1B 1B	BB 1-2 BB		G3			S BB		2	0	1	0	2	0	1
Garry Maddox, R (1, 8) OBP: 0.310, SLG: 0.420		F4-6-3 1-2 1B	F8			6-3		K 1-2		4	0	1	0	0	1	4
Ted Sizemore, R (1, 4) OBP: 0.327, SLG: 0.336		F4-6-3 1-2 2-3		F4		F7		6-3		4	0	0	0	0	0	3
Bob Boone, R (1, 2) OBP: 0.323, SLG: 0.387		BB		F8		2B		K		3	0	1	0	1	1	1
Larry Christenson, R (1, 1) OBP: 0.206, SLG: 0.156 Ron Reed, R (4, 1) Tim McCarver, L (9, PH) OBP: 0.412, SLG: 0.478 Jerry Martin, R (9, 7) OBP: 0.363, SLG: 0.490		F8		F4-3		F4			G3	2 1 1 0	0 0 0 0	0 0 0 0	0 0 0 0	0 0 0 0	0 0 0 0	2 1 0 0
Inning Stats	R: 0 H: 1 E: 0 LOB: 1 K: 2 BB: 0 S: 8 P: 8	R: 0 H: 2 E: 0 LOB: 2 K: 0 BB: 1 S: 4 P: 8	R: 0 H: 1 E: 0 LOB: 3 K: 1 BB: 2 S: 6 P: 14	R: 0 H: 0 E: 0 LOB: 0 K: 0 BB: 0 S: 3 P: 3	R: 1 H: 1 E: 0 LOB: 1 K: 0 BB: 1 S: 4 P: 8	R: 0 H: 1 E: 0 LOB: 1 K: 0 BB: 0 S: 4 P: 4	R: 0 H: 0 E: 0 LOB: 0 K: 0 BB: 0 S: 3 P: 3	R: 1 H: 1 E: 0 LOB: 1 K: 2 BB: 1 S: 8 P: 12	R: 1 H: 2 E: 0 LOB: 1 K: 0 BB: 0 S: 5 P: 5	1B: 5 SF: 0 2B: 2 SAC: 1 3B: 0 DP: 1 HR: 2 HBP: 0						

PITCHER		IP	WLS	BF	H	R	ER	SO	BB	IBB	HBP	BLK	WP	HR	S	P	ERA	WHIP
Craig Swan, R ERA: 3.69	(1, 1)	7.0		30	6	1	1	3	4	0	0	0	0	0	32	48	1.29	1.429
Rick Baldwin, R ERA: 3.63	(8, 1)	2.0	L	10	3	2	2	2	1	0	0	0	0	2	13	17	9.00	2.000

PITCHER	IP	WLS	BF	H	R	ER	SO	BB	IBB	HBP	BLK	WP	HR	S	P	ERA	WHIP

TOP

Philadelphia Phillies @ New York Mets

Shea Stadium, Flushing, NY

Tue Jun 28 1977, 7:05 PM EDT

Att. 13,913 - Unknown

livebaseballscorecards.com

AB	34
R	3
H	9
RBI	3
BB	5
SO	5
LOB	18

Philadelphia Phillies @ New York Mets

Shea Stadium, Flushing, NY

Tue Jun 28 1977, 7:05 PM EDT

Att. 13,913 - Unknown

BOTTOM

Batter	1	2	3	4	5	6	7	8	9	AB	R	H	RBI	BB	SO	LOB
Lenny Randle, S (1, 5) OBP: 0.394, SLG: 0.400	BBBB 4-0 G4-3 BB		x 0-0 FC2-6 1B		x 0-0 E3			x 0-0 6-3 ①		3	0	1	0	1	0	0
Bobby Valentine, R (1, 6) OBP: 0.227, SLG: 0.228	x 0-0 G4-3 ①② 1-2f		x 0-0 FC2-6 ① FC1-6 1-2f		x 0-0 F8 ②			x 0-0 6-3 ②		4	0	0	0	0	0	3
Steve Henderson, R (1, 7) OBP: 0.345, SLG: 0.444	x 0-0 1B 1B 1B		x 0-0 FC1-6 ② 1-2f		x 0-0 6-3 ③			x 0-0 L7 ③		4	1	1	0	0	0	2
Ed Kranepool, L (1, 3) OBP: 0.332, SLG: 0.497	x 0-0 FC5 1B 1-3 1B		x 0-0 F7 ③			SSS 0-3 K ①			x 0-0 L7 ①	4	0	1	0	0	1	1
John Stearns, R (1, 2) OBP: 0.399, SLG: 0.526	x 0-0 1-2 3-H 1B			x 0-0 FC6-5 2B		SSS 0-3 K ②			SSS 0-3 K ②	4	0	2	1	0	2	0
Mike Vail, R (1, 9) OBP: 0.368, SLG: 0.458 Bruce Boisclair, L (5, 9) OBP: 0.329, SLG: 0.373	x 0-0 FC5 ③ 2-3f			x 0-0 FC6-5 ① CS 2-3		x 0-0 6-3 ③			x 0-0 F9 ③	2 2	0 0	0 0	0 0	0 0	0 0	3 0
Lee Mazzilli, S (1, 8) OBP: 0.310, SLG: 0.281		x 0-0 4-3 ①		BBBB 4-0 ② 1-2 BB			x 0-0 F9 ①			2	0	0	0	1	0	0
Doug Flynn, R (1, 4) OBP: 0.213, SLG: 0.267		x 0-0 F6 ②		SSS 0-3 K ③			x 0-0 F4 ②			3	0	0	0	0	1	1
Craig Swan, R (1, 1) OBP: 0.130, SLG: 0.130 Ron Hodges, L (7, PH) OBP: 0.321, SLG: 0.333 Rick Baldwin, L (8, 1)		x 0-0 F8 ③			SSS 0-3 K ①		x 0-0 L6 ③			2 1 0	0 0 0	0 0 0	0 0 0	1 0 0	0 0 0	0 0 0
Inning Stats	R: 1 H: 3 E: 0 LOB: 2 K: 0 BB: 1 S: 5 P: 9	R: 0 H: 0 E: 0 LOB: 0 K: 0 BB: 0 S: 3 P: 3	R: 0 H: 1 E: 0 LOB: 1 K: 0 BB: 0 S: 4 P: 4	R: 0 H: 1 E: 0 LOB: 1 K: 1 BB: 1 S: 5 P: 9	R: 0 H: 0 E: 1 LOB: 1 K: 1 BB: 0 S: 6 P: 6	R: 0 H: 0 E: 0 LOB: 0 K: 2 BB: 0 S: 7 P: 7	R: 0 H: 0 E: 0 LOB: 0 K: 0 BB: 0 S: 3 P: 3	R: 0 H: 0 E: 0 LOB: 0 K: 0 BB: 0 S: 3 P: 3	R: 0 H: 0 E: 0 LOB: 0 K: 1 BB: 0 S: 5 P: 5	1B: 4 SF: 0 2B: 1 SAC: 0 3B: 0 DP: 1 HR: 0 HBP: 0						

livebaseballscorecards.com

	AB	31
	R	1
	H	5
	RBI	1
	BB	2
	SO	5
	LOB	10

WP: 0 PA: 33
PB: 0
SB: 0
CS: 1

PITCHER		IP	WLS	BF	H	R	ER	SO	BB	IBB	HBP	BLK	WP	HR	S	P	ERA	WHIP
Larry Christenson, R ERA: 5.67	(1, 1)	3.2		16	5	1	1	0	2	0	0	0	0	0	14	22	2.46	1.909
Ron Reed, R ERA: 2.41	(4, 1)	4.1	W	14	0	0	0	4	0	0	0	0	0	0	22	22	0.00	0.000
Tug McGraw, L ERA: 0.82	(9, 1)	1.0	S	3	0	0	0	1	0	0	0	0	0	0	5	5	0.00	0.000

PITCHER		IP	WLS	BF	H	R	ER	SO	BB	IBB	HBP	BLK	WP	HR	S	P	ERA	WHIP

Philadelphia Phillies @ New York Mets

Shea Stadium, Flushing, NY

Wed Jun 29 1977, 7:05 PM EDT

Att. 12,434 - Unknown

TOP

livebaseballscorecards.com

Batter	1	2	3	4	5	6	7	8	9	AB	R	H	RBI	BB	SO	LOB
Jerry Martin, R (1, 9) OBP: 0.359, SLG: 0.490	6-3			5-3		K		2B 1-3 2B		4	1	1	0	0	1	0
Larry Bowa, S (1, 6) OBP: 0.304, SLG: 0.363	5-3			1B 2B		K		2-H 3-H 2B		3	0	1	0	0	1	0
Ollie Brown, R (8, PH) OBP: 0.229, SLG: 0.362										1	0	1	2	0	0	0
Warren Brusstar, R (8, 1)										0	0	0	0	0	0	0
Mike Schmidt, R (1, 5) OBP: 0.361, SLG: 0.560	K			FC5-4 2-3 1B		6-3		F9		4	0	1	0	0	1	1
Greg Luzinski, R (1, 7) OBP: 0.377, SLG: 0.626		5-3		L5			F8		K	4	0	0	0	0	1	2
Bob Boone, R (1, 3) OBP: 0.322, SLG: 0.399		F2		FC5-4 1-2f			K		HR	4	1	1	1	0	1	2
Garry Maddox, R (1, 8) OBP: 0.306, SLG: 0.414		K			F4		6-3		5-3	4	0	0	0	0	1	0
Terry Harmon, R (1, 4) OBP: 0.257, SLG: 0.290			6-3		F4			5-3	BB	3	0	0	0	0	0	0
(8, 6)										0	0	0	0	1	0	0
Bake McBride, L (9, PH) OBP: 0.306, SLG: 0.427																
Barry Foote, R (1, 2) OBP: 0.300, SLG: 0.426			F9		BB			K	L3	2	0	0	0	1	1	0
Richie Hebner, L (9, PH) OBP: 0.418, SLG: 0.544										1	0	0	0	0	0	1
Jim Lonborg, R (1, 1)			F3		F5			2B 2B BB		2	0	0	0	0	0	1
Ted Sizemore, R (8, PH) OBP: 0.329, SLG: 0.336										0	1	0	0	1	0	0
(8, 4)																

Inning Stats	1	2	3	4	5	6	7	8	9
R	0	0	0	0	0	0	0	2	1
E	0	0	0	0	0	0	0	0	0
K	1	1	0	0	0	2	1	1	1
S	5	5	3	5	3	7	5	7	6
H	0	0	0	2	0	0	0	2	1
LOB	0	0	0	2	1	0	0	1	1
BB	0	0	0	0	1	0	0	1	1
P	5	5	3	5	7	7	5	11	10

1B	1
2B	3
3B	0
HR	1
SF	0
SAC	0
DP	0
HBP	0

WP	0
PB	0
SB	0
CS	0
PA	35

AB	32
R	3
H	5
RBI	3
BB	3
SO	7
LOB	7

PITCHER		IP	WLS	BF	H	R	ER	SO	BB	IBB	HBP	BLK	WP	HR	S	P	ERA	WHIP
Jerry Koosman, L ERA: 3.11	(1, 1)	7.2	W	29	4	2	2	6	2	0	0	0	0	0	39	47	2.35	0.783
Skip Lockwood, R ERA: 4.23	(8, 1)	1.1	S	6	1	1	1	1	1	0	0	0	0	1	7	11	6.75	1.500

PITCHER	IP	WLS	BF	H	R	ER	SO	BB	IBB	HBP	BLK	WP	HR	S	P	ERA	WHIP

BOTTOM

Philadelphia Phillies @ New York Mets

Shea Stadium, Flushing, NY

Wed Jun 29 1977, 7:05 PM EDT

Att. 12,434 - Unknown

livebaseballscorecards.com

Batter	1	2	3	4	5	6	7	8	9	AB	R	H	RBI	BB	SO	LOB
Lenny Randle, S (1, 5) OBP: 0.396, SLG: 0.408	0-0 1B 2B 2B		0-0 E FC5-2 1B	0-0 ③ 4-1		0-0 ③ 4-3				4	1	2	0	0	0	2
Bobby Valentine, R (1, 6) (2, 3) OBP: 0.239, SLG: 0.277	0-0 2-3 2B 1B		0-0 E9 FC3-6 FC5-2 1-3 1B		0-0 HR		S S S 0-3 ① K			4	3	2	1	0	1	1
Steve Henderson, R (1, 7) OBP: 0.333, SLG: 0.452	0-0 1-H 3-H 2B		0-0 ① FC5-2 FC3-6 1-2 3-H		0-0 ① L3		0-0 ② 6-3			4	0	1	2	0	0	2
Ed Kranepool, L (1, 3) OBP: 0.332, SLG: 0.497 Bud Harrelson, S (1, PH) (2, 6) OBP: 0.265, SLG: 0.247	0-0 ① 1-3		0-0 ② FC3-6 1B 1-2f 2-3		0-0 ② 3-1		0-0 ③ F8			0 4	0 0	0 0	0 0	0 0	0 0	0 3
John Stearns, R (1, 2) OBP: 0.401, SLG: 0.523	0-0 ② 5-3		0-0 1-2 3-H 1B		B B B B 4-0 BB			0-0 ① P3		3	0	1	1	1	0	1
Bruce Boisclair, L (1, 9) OBP: 0.327, SLG: 0.370	S S S 0-3 ③ K		0-0 ③ F7		0-0 ③ 4-3			0-0 S E 1B		4	1	1	0	0	1	4
Joel Youngblood, R (1, 8) OBP: 0.289, SLG: 0.250 Lee Mazzilli, S (9, 8) OBP: 0.310, SLG: 0.281		0-0 ① F8		B B B 4-0 FC5-4 BB		S S S 0-3 ① K		B B B 4-0 E 1-2 CS BB		2 0	0 0	0 0	0 0	2 0	1 0	0 0
Doug Flynn, R (1, 4) OBP: 0.216, SLG: 0.265		0-0 ② F3		0-0 ① FC5-4 SH1-4 1-2f		0-0 1B		0-0 F6 CS 1-3 2-H		4	0	1	0	0	0	2
Jerry Koosman, R (1, 1) OBP: 0.167, SLG: 0.244 Skip Lockwood, R (8, 1) OBP: 0.222, SLG: 0.222		S S S 0-3 ③ K		0-0 ② SH1-4 1-2		S S S 0-3 ② K		S S S 0-3 ② ③ K 1-3 3-H		2 1	0 0	0 0	0 0	0 0	2 1	1 2
Inning Stats	R: 2 E: 0 K: 1 S: 8 H: 3 LOB: 1 BB: 0 P: 8	R: 0 E: 0 K: 1 S: 5 H: 0 LOB: 0 BB: 0 P: 5	R: 1 E: 1 K: 0 S: 6 H: 2 LOB: 2 BB: 0 P: 6	R: 0 E: 0 K: 0 S: 3 H: 0 LOB: 1 BB: 1 P: 7	R: 1 E: 0 K: 0 S: 4 H: 1 LOB: 1 BB: 1 P: 8	R: 0 E: 0 K: 2 S: 8 H: 1 LOB: 1 BB: 0 P: 8	R: 0 E: 0 K: 1 S: 5 H: 0 LOB: 0 BB: 0 P: 5	R: 1 E: 1 K: 1 S: 6 H: 1 LOB: 1 BB: 1 P: 10		1B: 5 2B: 2 3B: 0 HR: 1	SF: 0 SAC: 1 DP: 0 HBP: 0					

	AB	32
	R	5
	H	8
	RBI	4
	BB	3
	SO	6
	LOB	18

WP: 0 PB: 0 SB: 1 CS: 2 PA: 36

PITCHER		IP	WLS	BF	H	R	ER	SO	BB	IBB	HBP	BLK	WP	HR	S	P	ERA	WHIP
Jim Lonborg, R ERA: 4.58	(1, 1)	7.0	L	31	7	4	3	5	2	0	0	0	0	1	39	47	3.86	1.286
Warren Brusstar, R ERA: 2.43	(8, 1)	1.0		5	1	1	0	1	1	0	0	0	0	0	6	10	0.00	2.000

PITCHER	IP	WLS	BF	H	R	ER	SO	BB	IBB	HBP	BLK	WP	HR	S	P	ERA	WHIP

New York Mets @ Montreal Expos

Olympic Stadium, Montreal, QB

Thu Jun 30 1977, 7:05 PM EDT

Att. 11,289 - Unknown

TOP

livebaseballscorecards.com

Batter	1	2	3	4	5	6	7	8	9	AB	R	H	RBI	BB	SO	LOB
Lenny Randle, S (1, 5) OBP: 0.401, SLG: 0.413	BB 1B		2-3			FC5 1B 1-2	G3-2-3 1-2 2-3 3-Hf		1-2 1B	5	0	3	0	0	0	3
Bud Harrelson, S (1, 6) OBP: 0.273, SLG: 0.253	BBB 1-2 G1-4-3 BB			G6-4-3 1B		F8 FC5 1-2 2-3 1B	F7		F7	4	0	2	0	1	0	5
Steve Henderson, R (1, 7) OBP: 0.297, SLG: 0.400	1-2f G1-4-3			1-2f G6-4-3		FC5 1-2 2-3f 3-H		F8		4	0	0	1	0	0	4
John Milner, L (1, 3) OBP: 0.364, SLG: 0.471		SSS K		SSS K		F8 2-3		F8		4	0	0	0	0	2	2
John Stearns, R (1, 2) OBP: 0.403, SLG: 0.542		2B			HR	F7		P4		4	1	2	1	0	0	2
Ed Kranepool, L (1, 9) OBP: 0.332, SLG: 0.494		5-3			4-3		SH S BB 1B		SH5-3 5-3 2B	3	0	1	0	0	0	1
Lee Mazzilli, S (7, PR) (7, 8) OBP: 0.313, SLG: 0.288										1	2	1	0	0	0	0
Joel Youngblood, R (1, 8) (7, 9) OBP: 0.292, SLG: 0.238		SSS K			6-3		BBBB BB SH 1-2 G3-2-3 BB		2-3 SH5-3	2	0	0	0	1	1	1
Doug Flynn, R (1, 4) OBP: 0.208, SLG: 0.255			F5-3		F4-3		SH G3-2-3 BB 1-2 2-3		3-H 5-3	2	0	0	0	0	0	0
Mike Vail, R (9, PH) OBP: 0.365, SLG: 0.454										1	0	0	1	0	0	0
Felix Millan, R (9, 4) OBP: 0.251, SLG: 0.257										0	0	0	0	0	0	0
Pat Zachry, R (1, 1) OBP: 0.138, SLG: 0.107			3-1			BBBB 1B 1B FC5 1B	G3-2-3 1-2 2-3 3-H BB		S CI 1B	1	0	0	0	0	0	0
Bobby Valentine, R (6, PH) OBP: 0.247, SLG: 0.286										1	1	1	0	0	0	0
Bob Myrick, R (6, 1)										0	0	0	0	0	0	0
Bruce Boisclair, L (7, PH) OBP: 0.331, SLG: 0.370										0	0	0	1	1	0	0
Bob Apodaca, R (7, 1) OBP: 1.000, SLG: 1.000										0	0	0	0	0	0	0
Skip Lockwood, R (9, 1) OBP: 0.222, SLG: 0.222										0	0	0	0	0	0	0

Inning Stats																																	
	R: 0	E: 0	K: 0	S: 2	H: 1	LOB: 0	BB: 1	P: 6	R: 0	E: 0	K: 2	S: 8	H: 1	LOB: 1	BB: 0	P: 8	R: 0	E: 0	K: 0	S: 3	H: 0	LOB: 0	BB: 0	P: 3	R: 0	E: 0	K: 1	S: 5	H: 1	LOB: 0	BB: 0	P: 5	R: 1	E: 0	K: 0	S: 4	H: 1	LOB: 0	BB: 0	P: 4
	R: 1	E: 0	K: 0	S: 6	H: 3	LOB: 2	BB: 0	P: 6	R: 1	E: 0	K: 0	S: 4	H: 1	LOB: 3	BB: 2	P: 12	R: 0	E: 0	K: 0	S: 3	H: 0	LOB: 0	BB: 0	P: 3	R: 1	E: 1	K: 0	S: 6	H: 2	LOB: 2	BB: 0	P: 6	1B: 7	2B: 2	3B: 0	HR: 1	SF: 0	SAC: 2	DP: 3	HBP: 0	WP: 0	PB: 0	SB: 1	CS: 0	PA: 38

PITCHER		IP	WLS	BF	H	R	ER	SO	BB	IBB	HBP	BLK	WP	HR	S	P	ERA	WHIP
Steve Rogers, R ERA: 2.59	(1, 1)	9.0	L	38	10	4	4	3	3	0	0	0	0	1	41	53	4.00	1.444

PITCHER	IP	WLS	BF	H	R	ER	SO	BB	IBB	HBP	BLK	WP	HR	S	P	ERA	WHIP

AB	32
R	4
H	10
RBI	4
BB	3
SO	3
LOB	18

New York Mets @ Montreal Expos

Olympic Stadium, Montreal, QB

Thu Jun 30 1977, 7:05 PM EDT

Att. 11,289 - Unknown

livebaseballscorecards.com

BOTTOM

Batter	1	2	3	4	5	6	7	8	9	AB	R	H	RBI	BB	SO	LOB
Dave Cash, R (1, 4) OBP: 0.337, SLG: 0.352	2B	1-3 1-2		F8 2-3			6-3		F7	5	1	1	0	0	0	3
Chris Speier, R (1, 6) OBP: 0.349, SLG: 0.350	1B 2-H	BB B B B		L6			FC6-4		1-3	4	1	3	1	1	0	1
Ellis Valentine, R (1, 9) OBP: 0.357, SLG: 0.529	F9	1B 1-2 2-H			5-3		P2		6-3	5	0	2	1	0	0	4
Tony Perez, R (1, 3) OBP: 0.314, SLG: 0.412	F8	F4-3			5-3 1-2		FC6-4 1-2f			4	0	0	0	0	0	5
Gary Carter, R (1, 2) OBP: 0.344, SLG: 0.512 Tim Blackwell, S (9, 2)	1B 2-H		G6-3		F7			K S S S		4 0	0 0	2 0	1 0	0 0	1 0	1 0
Warren Cromartie, L (1, 7) OBP: 0.341, SLG: 0.428	FC6-4 1-2		G6-3 1-2f		L5			G3		4	0	1	0	0	0	2
Andre Dawson, R (1, 8) OBP: 0.321, SLG: 0.449	FC6-4 1-2f		L5			P6		K S S S		4	0	0	0	0	1	2
Wayne Garrett, L (1, 5) OBP: 0.264, SLG: 0.297		BB B B B B		BB B B B B F8 SH1-4		3-1			1-3	2	1	0	0	2	0	0
Steve Rogers, R (1, 1) OBP: 0.132, SLG: 0.080 Del Unser, L (9, PH) OBP: 0.331, SLG: 0.454		F4		SH1-4 1-2		F4-3			2B	2 1	0 0	0 1	0 0	0 0	0 0	1 0
Inning Stats	R: 2 E: 0 K: 0 S: 7 H: 4 LOB: 2 BB: 0 P: 7	R: 1 E: 0 K: 0 S: 4 H: 1 LOB: 2 BB: 2 P: 12	R: 0 E: 0 K: 0 S: 3 H: 1 LOB: 0 BB: 0 P: 3	R: 0 E: 0 K: 0 S: 3 H: 0 LOB: 1 BB: 1 P: 7	R: 0 E: 0 K: 0 S: 4 H: 1 LOB: 1 BB: 0 P: 4	R: 0 E: 0 K: 0 S: 3 H: 0 LOB: 0 BB: 0 P: 3	R: 0 E: 0 K: 0 S: 4 H: 1 LOB: 1 BB: 0 P: 4	R: 0 E: 0 K: 2 S: 7 H: 0 LOB: 0 BB: 0 P: 7	R: 0 E: 0 K: 0 S: 5 H: 2 LOB: 2 BB: 0 P: 5	1B: 7 2B: 3 3B: 0 HR: 0 SF: 0 SAC: 1 DP: 1 HBP: 0						

	AB	35
	R	3
	H	10
	RBI	3
	BB	3
	SO	2
	LOB	19

WP: 0 PB: 0 SB: 0 CS: 0 PA: 39

PITCHER		IP	WLS	BF	H	R	ER	SO	BB	IBB	HBP	BLK	WP	HR	S	P	ERA	WHIP
Pat Zachry, R ERA: 4.55	(1, 1)	5.0		24	7	3	3	0	3	0	0	0	0	0	21	33	5.40	2.000
Bob Myrick, L ERA: 2.87	(6, 1)	1.0		3	0	0	0	0	0	0	0	0	0	0	3	3	0.00	0.000
Bob Apodaca, R ERA: 2.82	(7, 1)	2.2	W	11	3	0	0	2	0	0	0	0	0	0	15	15	0.00	1.125
Skip Lockwood, R ERA: 4.2	(9, 1)	0.1	S	1	0	0	0	0	0	0	0	0	0	0	1	1	0.00	0.000

PITCHER	IP	WLS	BF	H	R	ER	SO	BB	IBB	HBP	BLK	WP	HR	S	P	ERA	WHIP

Batter	1	2	3	4	5	6	7	8	9	AB	R	H	RBI	BB	SO	LOB
Lenny Randle, S (1, 5) OBP: 0.401, SLG: 0.415	1-3		3-1			BBBB 4-0 CS FC2-5 BB		0-0 E 2B 2-H	0-0 P2	4	1	1	1	1	0	0
Bud Harrelson, S (1, 6) Bruce Boisclair, L (8, PH) OBP: 0.329, SLG: 0.367 (8, 8) OBP: 0.274, SLG: 0.250	BBBB 4-0 BB			0-0 6-3		0-0 FC2-5 1-2 2-3f		0-0 L7		2 1	0 0	0 0	0 0	1 0	0 0	2 1
Steve Henderson, R (1, 7) OBP: 0.293, SLG: 0.385	0-0 P4			0-0 6-3		SSS 0-3 K 2-3		0-0 E5 BB BB 1B 2-H		4	1	1	0	0	1	3
John Milner, L (1, 3) OBP: 0.367, SLG: 0.466	0-0 4-3			0-0 P2			BBBB 4-0 F7 PB BB	BBBB 4-0 BB 1B 1-2 BB		2	1	0	0	2	0	1
John Stearns, R (1, 2) OBP: 0.404, SLG: 0.554		0-0 4-3			0-0 HR		0-0 F7 1-3	BBBB 4-0 1B 1-2 2-3 BB		3	1	1	1	1	0	1
Ed Kranepool, L (1, 9) Mike Vail, R (8, PH) OBP: 0.371, SLG: 0.459 (8, 9) OBP: 0.327, SLG: 0.486		0-0 6-3			0-0 2-3		0-0 4-3	0-0 1B 1-2 2-H 3-H		3 1	0 0	0 1	0 2	0 0	0 0	1 0
Lee Mazzilli, S (1, 8) Bob Myrick, R (8, 1) OBP: 0.312, SLG: 0.285		BBBB 4-0 CS BB			0-0 4-3		SSS 0-3 K	0-3 K		3 0	0 0	0 0	0 0	1 0	2 0	3 0
Felix Millan, R (1, 4) Rick Baldwin, L (5, 1) Ron Hodges, L (8, PH) OBP: 0.310, SLG: 0.321 Bobby Valentine, R (8, 6) OBP: 0.249, SLG: 0.255 OBP: 0.245, SLG: 0.282	0-0 CS 1-2	0-0 6-3			0-0 F4			0-0 L6	0-0 P9	2 0 1 1	0 0 0 0	0 0 0 0	0 0 0 0	0 0 0 0	0 0 0 0	0 0 0 0
Jon Matlack, L (1, 1) Joel Youngblood, R (5, 4) OBP: 0.167, SLG: 0.094 OBP: 0.314, SLG: 0.311		SSS 0-3 K				0-0 FC2-5 2B		0-0 2B 2B	0-0 5-3	1 3	0 1	0 2	0 0	0 0	1 0	0 0
Inning Stats	R: 0 E: 0 K: 0 S: 3 H: 0 LOB: 1 BB: 1 P: 7	R: 0 E: 0 K: 0 S: 2 H: 0 LOB: 0 BB: 1 P: 6	R: 0 E: 0 K: 1 S: 5 H: 0 LOB: 0 BB: 0 P: 5	R: 0 E: 0 K: 0 S: 3 H: 0 LOB: 0 BB: 0 P: 3	R: 1 E: 0 K: 0 S: 4 H: 1 LOB: 0 BB: 0 P: 4	R: 0 E: 0 K: 1 S: 5 H: 1 LOB: 1 BB: 1 P: 9	R: 0 E: 0 K: 1 S: 5 H: 0 LOB: 1 BB: 1 P: 9	R: 4 E: 1 K: 1 S: 9 H: 4 LOB: 2 BB: 2 P: 17	R: 0 E: 0 K: 0 S: 3 H: 0 LOB: 0 BB: 0 P: 3	1B: 2 2B: 3 3B: 0 HR: 1 SF: 0 SAC: 0 DP: 0 HBP: 0						

PITCHER		IP	WLS	BF	H	R	ER	SO	BB	IBB	HBP	BLK	WP	HR	S	P	ERA	WHIP
Stan Bahnsen, R ERA: 6.71	(1, 1)	7.2	W	31	5	5	5	3	5	0	0	0	0	1	32	52	5.87	1.304
Tom Walker, R ERA: 5.93	(8, 1)	0.0		1	0	0	0	0	1	0	0	0	0	0	0	4	∞	∞
Will McEnaney, L ERA: 3.6	(8, 1)	0.1		2	1	0	0	1	0	0	0	0	0	0	4	4	0.00	3.000
Joe Kerrigan, R ERA: 2.57	(9, 1)	1.0	S	3	0	0	0	0	0	0	0	0	0	0	3	3	0.00	0.000

PITCHER	IP	WLS	BF	H	R	ER	SO	BB	IBB	HBP	BLK	WP	HR	S	P	ERA	WHIP

New York Mets @ Montreal Expos

Olympic Stadium, Montreal, QB

Fri Jul 01 1977, 7:05 PM EDT

Unknown

TOP

livebaseballscorecards.com

AB	31
R	5
H	6
RBI	4
BB	6
SO	4
LOB	12

WP: 0 PB: 1 SB: 0 CS: 2 PA: 38

New York Mets @ Montreal Expos

Olympic Stadium, Montreal, QB

Fri Jul 01 1977, 7:05 PM EDT

Unknown

BOTTOM

Batter	1	2	3	4	5	6	7	8	9	AB	R	H	RBI	BB	SO	LOB
Dave Cash, R (1, 4) OBP: 0.339, SLG: 0.354	F7	2-H 3-H 1B		5-3		G5-4-3 1B				4	0	2	2	0	0	0
Chris Speier, R (1, 6) OBP: 0.344, SLG: 0.344	P6	F8			F5	G5-4-3 1-2f				4	0	0	0	0	0	2
Ellis Valentine, R (1, 9) OBP: 0.363, SLG: 0.547	2B		HR		HR 1B	F8				4	2	3	1	0	0	0
Tony Perez, R (1, 3) OBP: 0.316, SLG: 0.425	5-3		FC5-4 1B		1-H HR		L9			4	1	2	2	0	0	1
Gary Carter, R (1, 2) OBP: 0.347, SLG: 0.516		2B 6-3 1B	FC5-4 1-2f		FC4-6 2B		K			4	1	2	0	0	1	1
Warren Cromartie, L (1, 7) OBP: 0.340, SLG: 0.424		K	K		FC4-6 BB		F7			3	0	0	0	1	2	2
Andre Dawson, R (1, 8) OBP: 0.324, SLG: 0.455		6-3 1-3 1B 2B	1-6-3		FC4-6 S 1-2f 2-3			G6-4-3 1B		4	1	2	0	0	0	3
Larry Parrish, R (1, 5) OBP: 0.315, SLG: 0.391		6-3 1B IBB		L5	1-2 IBB			F2		2	1	0	0	2	0	1
Stan Bahnsen, R (1, 1) OBP: 0.200, SLG: 0.222		6-3 1-2 2-3 3-H		K	K			G6-4-3 1-2f		3	0	0	1	0	2	5
Tom Walker, R (8, 1)										0	0	0	0	0	0	0
Will McEnaney, L (8, 1)										0	0	0	0	0	0	0
Jose Morales, R (8, PH) OBP: 0.179, SLG: 0.154										1	0	0	0	0	0	1
Joe Kerrigan, R (9, 1)										0	0	0	0	0	0	0
Inning Stats	R: 0 E: 0 K: 0 S: 4 H: 1 LOB: 1 BB: 0 P: 4	R: 3 E: 0 K: 1 S: 8 H: 3 LOB: 1 BB: 1 P: 12	R: 1 E: 0 K: 1 S: 7 H: 2 LOB: 1 BB: 0 P: 7	R: 0 E: 0 K: 1 S: 5 H: 0 LOB: 0 BB: 0 P: 5	R: 2 E: 0 K: 1 S: 8 H: 3 LOB: 3 BB: 2 P: 16	R: 0 E: 0 K: 0 S: 3 H: 1 LOB: 0 BB: 0 P: 3	R: 0 E: 0 K: 1 S: 5 H: 0 LOB: 0 BB: 0 P: 5	R: 0 E: 0 K: 0 S: 3 H: 1 LOB: 0 BB: 0 P: 3		1B: 6 2B: 3 3B: 0 HR: 2	SF: 0 SAC: 0 DP: 2 HBP: 0						

PITCHER	IP	WLS	BF	H	R	ER	SO	BB	IBB	HBP	BLK	WP	HR	S	P	ERA	WHIP
Jon Matlack, L (1, 1) ERA: 4.36	4.1	L	23	9	6	6	3	0	1	0	0	0	2	28	32	12.46	2.077
Rick Baldwin, R (5, 1) ERA: 3.15	2.2		10	1	0	0	2	1	1	0	0	0	0	12	20	0.00	0.750
Bob Myrick, L (8, 1) ERA: 2.78	1.0		3	1	0	0	0	0	0	0	0	0	0	3	3	0.00	1.000

PITCHER	IP	WLS	BF	H	R	ER	SO	BB	IBB	HBP	BLK	WP	HR	S	P	ERA	WHIP

AB	33
R	6
H	11
RBI	6
BB	3
SO	5
LOB	16

WP: 0 PB: 0 SB: 1 CS: 0 PA: 36

livebaseballscorecards.com

Batter	1	2	3	4	5	6	7	8	9	AB	R	H	RBI	BB	SO	LOB
Lenny Randle, S (1, 5) OBP: 0.398, SLG: 0.411	5-3		6-3		G4-6-3 1-2f			FC6-5 1B 1B		4	0	1	0	0	0	1
Bobby Valentine, R (1, 6) OBP: 0.245, SLG: 0.281	6-3		P8			K		FC6-5 1-2 1B		4	0	1	0	0	1	0
Steve Henderson, R (1, 7) OBP: 0.311, SLG: 0.366	HR BB		K			P8 S 1B BB		FC6-5 1-2 2-3f		2	2	0	0	2	1	2
John Milner, L (1, 3) OBP: 0.364, SLG: 0.477	1-H HR			1-3		P8 1-3		P8		4	1	1	2	0	0	3
John Stearns, R (1, 2) OBP: 0.402, SLG: 0.548	K			K		1B 3-H		F7		4	0	1	1	0	2	2
Bruce Boisclair, L (1, 9) OBP: 0.327, SLG: 0.359		L4		FC6-4 BB		K			5-3	3	0	0	0	1	1	1
Joel Youngblood, R (1, 8) OBP: 0.315, SLG: 0.298 Felix Millan, R (7, 4) OBP: 0.248, SLG: 0.254		BB		FC6-4 1-2f			K		4-3	2 1	0 0	0 0	0 0	1 0	1 0	1 0
Doug Flynn, R (1, 4) OBP: 0.200, SLG: 0.245 Ron Hodges, L (7, PH) OBP: 0.300, SLG: 0.310 Bob Myrick, R (7, 1) Bob Apodaca, R (7, 1) OBP: 1.000, SLG: 1.000 Mike Vail, R (9, PH) OBP: 0.368, SLG: 0.455		K			K		4-3		K	2 1 0 0 1	0 0 0 0 0	0 0 0 0 0	0 0 0 0 0	0 0 0 0 1	2 0 0 0 0	1 0 0 0 0
Jackson Todd, R (1, 1) OBP: 0.222, SLG: 0.125 Lee Mazzilli, S (7, PH) OBP: 0.311, SLG: 0.283 (7, 8)		K			G4-6-3 BB		4-3			1 1	0 0	0 0	0 0	1 0	1 0	1 0

TOP

New York Mets @ Montreal Expos

Olympic Stadium, Montreal, QB

Fri Jul 01 1977, 7:05 PM EDT

Att. 33,422 - Unknown

livebaseballscorecards.com

AB	30
R	3
H	4
RBI	3
BB	5
SO	10
LOB	12

Inning Stats	1	2	3	4	5	6	7	8	9	1B: 3	SF: 0	WP: 0	PA: 35
R	2	0	0	0	0	1	0	0	0	2B: 0	SAC: 0	PB: 0	
E	0	0	0	0	0	0	0	0	0	3B: 0	DP: 1	SB: 1	
K	1	2	1	1	1	2	1	0	1	HR: 1	HBP: 0	CS: 0	
S	6	7	5	5	4	8	5	5	5				
H	1	0	0	0	0	1	0	2	0				
LOB	0	1	0	1	0	1	0	2	0				
BB	1	1	0	1	1	1	0	0	0				
P	10	11	5	9	8	12	5	5	5				

PITCHER		IP	WLS	BF	H	R	ER	SO	BB	IBB	HBP	BLK	WP	HR	S	P	ERA	WHIP
Don Stanhouse, R ERA: 4.58	(1, 1)	7.0	W	29	4	3	3	9	5	0	0	0	0	1	42	62	3.86	1.286
Joe Kerrigan, R ERA: 2.55	(8, 1)	0.1		1	0	0	0	0	0	0	0	0	0	0	1	1	0.00	0.000
Will McEnaney, L ERA: 3.58	(8, 1)	0.1		1	0	0	0	0	0	0	0	0	0	0	1	1	0.00	0.000
Bill Atkinson, R ERA: 3.31	(8, 1)	1.1	S	4	0	0	0	1	0	0	0	0	0	0	6	6	0.00	0.000

PITCHER	IP	WLS	BF	H	R	ER	SO	BB	IBB	HBP	BLK	WP	HR	S	P	ERA	WHIP

New York Mets @ Montreal Expos

Olympic Stadium, Montreal, QB

Fri Jul 01 1977, 7:05 PM EDT

Att. 33,422 - Unknown

BOTTOM

Batter	1	2	3	4	5	6	7	8	9	AB	R	H	RBI	BB	SO	LOB
Dave Cash, R (1, 4) OBP: 0.341, SLG: 0.354	BBBB 4-0 S HR BB	x 0-0 ③ 5-3			x 0-0 ① 6-3		x 0-0 BB 1B			3	1	1	0	1	0	0
Chris Speier, R (1, 6) OBP: 0.346, SLG: 0.357	x 0-0 1-H HR	SSS 0-3 ① K			x 0-0 ② F8		BBBB 4-0 G6-4-3 1-2 BB			3	1	1	2	1	1	0
Wayne Garrett, L (1, 5) OBP: 0.263, SLG: 0.294	x 0-0 ① G3	x 0-0 ② G3			x 0-0 1B		SSS 0-3 ① K			4	0	1	0	0	1	2
Ellis Valentine, R (1, 9) OBP: 0.361, SLG: 0.541	BBBB 4-0 1B FC8-4 BB		SSS 0-3 ③ K		x 0-0 ③ 1-3		x 0-0 ②③ G6-4-3 1-2f			3	1	0	0	1	1	3
Warren Cromartie, L (1, 7) OBP: 0.345, SLG: 0.426	x 0-0 FC8-4 1-3 1B			x 0-0 ① 5-3		x 0-0 SH3 HR 1B		BBBB 4-0 1B BB		3	1	2	0	1	0	0
Del Unser, L (1, 3) OBP: 0.331, SLG: 0.451	x 0-0 ② FC8-4 FC5-4 1-2f 3-H			x 0-0 S 1B		x 0-0 ① SH3 1-2		x 0-0 ① P7		3	0	1	1	0	0	2
Andre Dawson, R (1, 8) OBP: 0.327, SLG: 0.471	x 0-0 ③ FC5-4 1-2f			SSS 0-3 ② K 1-2		x 0-0 2-H HR		x 0-0 1-2 1B		4	1	2	2	0	1	2
Tim Blackwell, S (1, 2) Gary Carter, R (8, PH) (9, 2) OBP: 0.346, SLG: 0.514		x 0-0 ① G3		4-0 IBB		x 0-0 ② P7		x 0-0 ② F6		2 1	0 0	0 0	0 0	1 0	0 0	0 2
Don Stanhouse, R (1, 1) OBP: 0.250, SLG: 0.226 Joe Kerrigan, R (8, 1) Will McEnaney, L (8, 1) Bill Atkinson, L (8, 1) OBP: 0.333, SLG: 0.333		SSS 0-3 ② K		x 0-0 ③ P3		x 0-0 ③ P8		x 0-0 ③ 6-3		3 0 0 1	0 0 0 0	0 0 0 0	0 0 0 0	1 0 0 0	2 0 0 0	2 0 0 2
Inning Stats	R: 3 E: 0 K: 0 S: 5 H: 2 LOB: 1 BB: 2 P: 13	R: 0 E: 0 K: 1 S: 5 H: 0 LOB: 0 BB: 0 P: 5	R: 0 E: 0 K: 2 S: 7 H: 0 LOB: 0 BB: 0 P: 7	R: 0 E: 0 K: 1 S: 6 H: 1 LOB: 2 BB: 1 P: 10	R: 0 E: 0 K: 0 S: 4 H: 1 LOB: 1 BB: 0 P: 4	R: 2 E: 0 K: 0 S: 5 H: 2 LOB: 0 BB: 0 P: 5	R: 0 E: 0 K: 1 S: 5 H: 1 LOB: 1 BB: 1 P: 9	R: 0 E: 0 K: 0 S: 4 H: 1 LOB: 2 BB: 1 P: 8		1B: 6 2B: 0 3B: 0 HR: 2 SF: 0 SAC: 1 DP: 1 HBP: 0						

livebaseballscorecards.com

AB	30
R	5
H	8
RBI	5
BB	5
SO	5
LOB	15

PITCHER		IP	WLS	BF	H	R	ER	SO	BB	IBB	HBP	BLK	WP	HR	S	P	ERA	WHIP
Jackson Todd, R ERA: 4.89	(1, 1)	6.0	L	27	6	5	5	4	2	1	0	0	0	2	32	44	7.50	1.333
Bob Myrick, L ERA: 2.76	(7, 1)	0.1		3	1	0	0	1	1	0	0	0	0	0	4	8	0.00	6.000
Bob Apodaca, R ERA: 2.7	(7, 1)	1.2		6	1	0	0	0	1	0	0	0	0	0	5	9	0.00	1.200

PITCHER	IP	WLS	BF	H	R	ER	SO	BB	IBB	HBP	BLK	WP	HR	S	P	ERA	WHIP

WP: 0 PB: 0 SB: 2 CS: 0 PA: 36

Batter	1	2	3	4	5	6	7	8	9	AB	R	H	RBI	BB	SO	LOB
Lenny Randle, S (1, 5) OBP: 0.398, SLG: 0.416	BB 1B		FC1-5 2B		6-3		F8		FC4-6 1-2f	5	0	2	0	0	0	3
Bud Harrelson, S (1, 6) OBP: 0.274, SLG: 0.246	B B B B 1-2 BB		FC1-5 1B 1B 2-3		P3			G3		3	1	0	0	1	0	1
Mike Vail, R (1, 9) OBP: 0.364, SLG: 0.447	S S S K		1B 1B 1-3		6-3			6-3		4	1	1	0	0	1	2
John Milner, L (1, 3) OBP: 0.362, SLG: 0.472	P8		1B 2-H 3-H			P2		1-3		4	0	1	2	0	0	2
John Stearns, R (1, 2) OBP: 0.399, SLG: 0.547	F7		F9			P9			1B 2B	4	1	1	0	0	0	3
Ed Kranepool, L (1, 7) OBP: 0.322, SLG: 0.478 Steve Henderson, R (9, PH) OBP: 0.304, SLG: 0.357		L8	F6			4-3			F9	3 1	0 0	0 0	0 0	0 0	0 0	1 1
Bruce Boisclair, L (1, 8) OBP: 0.327, SLG: 0.359 Bobby Valentine, R (9, PH) OBP: 0.242, SLG: 0.278		S S S K		S S S K			1B		F2	3 1	0 0	1 0	0 0	0 0	2 0	0 1
Felix Millan, R (1, 4) OBP: 0.248, SLG: 0.254 Joel Youngblood, R (9, PR) OBP: 0.315, SLG: 0.298		E4 FC6-4		1-2-3			F7		1B 2-H 1B	4 0	0 0	1 0	1 0	0 0	0 0	1 0
Nino Espinosa, R (1, 1) OBP: 0.160, SLG: 0.130 Rick Baldwin, L (6, 1) Ron Hodges, L (7, PH) OBP: 0.290, SLG: 0.300 Bob Myrick, R (7, 1) Lee Mazzilli, S (9, PH) OBP: 0.313, SLG: 0.286		FC6-4 1-2f		S S S K			F7		FC4-6 1-2 1B	2 0 1 0 1	0 0 0 0 0	0 0 0 0 0	0 0 0 0 0	1 0 0 0 0	1 0 1 0 0	1 0 1 0 0
Inning Stats	R: 0 H: 1 E: 0 LOB: 2 K: 1 BB: 1 S: 6 P: 10	R: 0 H: 0 E: 1 LOB: 1 K: 1 BB: 0 S: 6 P: 6	R: 2 H: 3 E: 0 LOB: 1 K: 0 BB: 0 S: 6 P: 6	R: 0 H: 0 E: 0 LOB: 0 K: 2 BB: 0 S: 7 P: 7	R: 0 H: 0 E: 0 LOB: 0 K: 0 BB: 0 S: 3 P: 3	R: 0 H: 0 E: 0 LOB: 0 K: 0 BB: 0 S: 3 P: 3	R: 0 H: 1 E: 0 LOB: 1 K: 0 BB: 0 S: 4 P: 4	R: 0 H: 0 E: 0 LOB: 0 K: 0 BB: 0 S: 3 P: 3	R: 1 H: 3 E: 0 LOB: 2 K: 0 BB: 0 S: 6 P: 6	1B: 6 SF: 0 2B: 2 SAC: 0 3B: 0 DP: 0 HR: 0 HBP: 0						

PITCHER	IP	WLS	BF	H	R	ER	SO	BB	IBB	HBP	BLK	WP	HR	S	P	ERA	WHIP
Santo Alcala, R (1, 1) ERA: 6.54	6.0	W	25	5	2	2	4	1	0	0	0	0	0	32	36	3.00	1.000
Joe Kerrigan, R (7, 1) ERA: 2.5	1.0		3	0	0	0	0	0	0	0	0	0	0	3	3	0.00	0.000
Bill Atkinson, R (8, 1) ERA: 3.48	1.0		4	1	1	1	0	0	0	0	0	0	0	4	4	9.00	1.000
Will McEnaney, L (9, 1) ERA: 3.51	1.0	S	5	2	0	0	0	0	0	0	0	0	0	5	5	0.00	2.000

PITCHER	IP	WLS	BF	H	R	ER	SO	BB	IBB	HBP	BLK	WP	HR	S	P	ERA	WHIP

New York Mets @ Montreal Expos

Olympic Stadium, Montreal, QB

Sat Jul 02 1977, 7:05 PM EDT

Att. 16,296 - Unknown

TOP

livebaseballscorecards.com

AB	36
R	3
H	8
RBI	3
BB	1
SO	4
LOB	17

WP: 0 PA: 37
PB: 0
SB: 0
CS: 0

New York Mets @ Montreal Expos

Olympic Stadium, Montreal, QB

Sat Jul 02 1977, 7:05 PM EDT

Att. 16,296 - Unknown

BOTTOM

Batter	1	2	3	4	5	6	7	8	9	AB	R	H	RBI	BB	SO	LOB
Dave Cash, R (1, 4) OBP: 0.342, SLG: 0.355	L1		S 1B	P4		BB 1B 1-3		4-3		5	0	2	0	0	0	1
Chris Speier, R (1, 6) OBP: 0.354, SLG: 0.361	FC6-4 1B		BBBB 1-2 BB		BB 1B	BBBB 1-2 BB		SSS K		3	1	2	0	2	1	0
Ellis Valentine, R (1, 9) OBP: 0.355, SLG: 0.531	F3		SSS K		F8	P9		F9		5	0	0	0	0	1	7
Tony Perez, R (1, 3) OBP: 0.319, SLG: 0.432	FC6-4 1-2f			FC 3B	BBBB 1B 1-2 BB	SSS K				3	1	1	0	1	1	4
Gary Carter, R (1, 2) OBP: 0.344, SLG: 0.509		6-3		FC HR 3-H	FC6-4 1B 1-2 2-H		4-3			4	1	1	2	0	0	0
Warren Cromartie, L (1, 7) OBP: 0.347, SLG: 0.437		1-3		HR 1-H	F5		1B 1B			4	1	2	2	0	0	2
Andre Dawson, R (1, 8) OBP: 0.321, SLG: 0.462 Sam Mejias, R (8, 8) OBP: 0.350, SLG: 0.611	F9			3-1	FC6-4 1-2f		F8			4 0	0 0	0 0	0 0	0 0	0 0	3 0
Wayne Garrett, L (1, 5) OBP: 0.288, SLG: 0.324			F4	2B		BBBB 1B BB	1-3 1B			3	0	2	0	1	0	0
Santo Alcala, R (1, 1) OBP: 0.053, SLG: 0.211 Joe Kerrigan, R (7, 1) Jose Morales, R (7, PH) OBP: 0.172, SLG: 0.148 Bill Atkinson, L (8, 1) OBP: 0.333, SLG: 0.333 Will McEnaney, L (9, 1)			SSS K	SSS K		F3	F9			3 0 1 0 0	0 0 0 0 0	0 0 0 0 0	0 0 0 0 0	2 0 0 0 0	2 0 2 0 0	2 0 0 0 0
Inning Stats	R: 0 E: 0 K: 0 S: 4 H: 1 LOB: 1 BB: 0 P: 4	R: 0 E: 0 K: 0 S: 3 H: 0 LOB: 0 BB: 0 P: 3	R: 0 E: 0 K: 2 S: 8 H: 1 LOB: 2 BB: 1 P: 12	R: 3 E: 0 K: 1 S: 9 H: 3 LOB: 1 BB: 0 P: 9	R: 1 E: 0 K: 0 S: 5 H: 2 LOB: 2 BB: 1 P: 9	R: 0 E: 0 K: 1 S: 6 H: 1 LOB: 3 BB: 2 P: 14	R: 0 E: 0 K: 0 S: 5 H: 2 LOB: 2 BB: 0 P: 5	R: 0 E: 0 K: 1 S: 5 H: 0 LOB: 0 BB: 0 P: 5		1B: 7 2B: 1 3B: 1 HR: 1	SF: 0 SAC: 0 DP: 0 HBP: 0						

livebaseballscorecards.com

AB	35
R	4
H	10
RBI	4
BB	4
SO	5
LOB	21

WP: 0 PB: 0 SB: 1 CS: 0 PA: 39

PITCHER		IP	WLS	BF	H	R	ER	SO	BB	IBB	HBP	BLK	WP	HR	S	P	ERA	WHIP
Nino Espinosa, R ERA: 3.93	(1, 1)	5.1	L	28	8	4	4	3	3	0	0	0	0	1	31	43	6.75	2.062
Rick Baldwin, R ERA: 3.05	(6, 1)	0.2		3	0	0	0	1	1	0	0	0	0	0	4	8	0.00	1.500
Bob Myrick, L ERA: 2.6	(7, 1)	2.0		8	2	0	0	1	0	0	0	0	0	0	10	10	0.00	1.000

PITCHER	IP	WLS	BF	H	R	ER	SO	BB	IBB	HBP	BLK	WP	HR	S	P	ERA	WHIP

Batter	1	2	3	4	5	6	7	8	9	AB	R	H	RBI	BB	SO	LOB
Lenny Randle, S (1, 5) OBP: 0.391, SLG: 0.408	SSS 0-3 ① K		SSS 0-3 ③ K			x 0-0 ① F6		x 0-0 ③ P6		4	0	0	0	0	2	0
Bud Harrelson, S (1, 6) OBP: 0.270, SLG: 0.242 Bruce Boisclair, L (9, PH) OBP: 0.331, SLG: 0.363	x 0-0 ② F7			x 0-0 ① F8		x 0-0 ② F8			x 0-0 G6-4-3 1B	3 1	0 0	0 1	0 0	0 0	0 0	0 0
Mike Vail, R (1, 9) OBP: 0.360, SLG: 0.466	SSS 0-3 ③ K			x 0-0 HR		x 0-0 ③ F8			x 0-0 ①② G6-4-3 1-2f	4	1	1	1	0	1	1
John Milner, L (1, 3) OBP: 0.365, SLG: 0.467		x 0-0 ① F4		BBBB 4-0 S BB			BBBB 4-0 BB		x 0-0 ③ F8	2	0	0	0	2	0	0
John Stearns, R (1, 2) OBP: 0.394, SLG: 0.540		x 0-0 ② 6-3		SSS 0-3 ② K 1-2			x 0-0 ① F7			3	0	0	0	0	1	2
Ed Kranepool, L (1, 7) OBP: 0.322, SLG: 0.492		x 0-0 HR		x 0-0 ③ L9			x 0-0 ② P6			3	1	1	1	0	0	2
Lee Mazzilli, S (1, 8) OBP: 0.310, SLG: 0.283		SSS 0-3 ③ K			x 0-0 ① F3		x 0-0 ③ L9			3	0	0	0	0	1	1
Felix Millan, R (1, 4) OBP: 0.245, SLG: 0.251 Ron Hodges, L (8, PH) OBP: 0.281, SLG: 0.290 Doug Flynn, R (8, 4) OBP: 0.200, SLG: 0.245			x 0-0 ① 5-3		x 0-0 ② F8			x 0-0 ① 4-3		2 1 0	0 0 0	0 0 0	0 0 0	0 0 0	0 0 0	0 0 0
Craig Swan, R (1, 1) OBP: 0.120, SLG: 0.120 Bob Apodaca, R (7, 1) OBP: 1.000, SLG: 1.000 Joel Youngblood, R (8, PH) OBP: 0.309, SLG: 0.292 Rick Baldwin, L (8, 1)			SSS 0-3 ② K		x 0-0 ③ F9			x 0-0 ② 5-3		2 0 1 0	0 0 0 0	0 0 0 0	0 0 0 0	0 0 0 0	1 0 0 0	0 0 0 0
Inning Stats	R: 0 E: 0 K: 2 S: 7 H: 0 LOB: 0 BB: 0 P: 7	R: 1 E: 0 K: 1 S: 6 H: 1 LOB: 0 BB: 0 P: 6	R: 0 E: 0 K: 2 S: 7 H: 0 LOB: 0 BB: 0 P: 7	R: 1 E: 0 K: 1 S: 6 H: 1 LOB: 1 BB: 1 P: 10	R: 0 E: 0 K: 0 S: 3 H: 0 LOB: 0 BB: 0 P: 3	R: 0 E: 0 K: 0 S: 3 H: 0 LOB: 0 BB: 0 P: 3	R: 0 E: 0 K: 0 S: 3 H: 0 LOB: 1 BB: 1 P: 7	R: 0 E: 0 K: 0 S: 3 H: 0 LOB: 0 BB: 0 P: 3	R: 0 E: 0 K: 0 S: 3 H: 1 LOB: 0 BB: 0 P: 3	1B: 1 2B: 0 3B: 0 HR: 2	SF: 0 SAC: 0 DP: 1 HBP: 0					

PITCHER		IP	WLS	BF	H	R	ER	SO	BB	IBB	HBP	BLK	WP	HR	S	P	ERA	WHIP
Wayne Twitchell, R ERA: 4.26	(1, 1)	4.0		15	2	2	2	6	1	0	0	0	0	2	26	30	4.50	0.750
Tom Walker, R ERA: 4.34	(5, 1)	5.0	W	16	1	0	0	0	1	0	0	0	0	0	15	19	0.00	0.400

PITCHER	IP	WLS	BF	H	R	ER	SO	BB	IBB	HBP	BLK	WP	HR	S	P	ERA	WHIP

TOP

New York Mets @ Montreal Expos

Olympic Stadium, Montreal, QB

Sun Jul 03 1977, 3:33 AM EDT

Att. 23,499 - Unknown

livebaseballscorecards.com

AB	29
R	2
H	3
RBI	2
BB	2
SO	6
LOB	6

1B: 1	SF: 0	WP: 0	PA: 31
2B: 0	SAC: 0	PB: 0	
3B: 0	DP: 1	SB: 1	
HR: 2	HBP: 0	CS: 0	

New York Mets @ Montreal Expos

Olympic Stadium, Montreal, QB

Sun Jul 03 1977, 3:33 AM EDT

Att. 23,499 - Unknown

BOTTOM

livebaseballscorecards.com

Batter	1	2	3	4	5	6	7	8	9	AB	R	H	RBI	BB	SO	LOB
Dave Cash, R (1, 4) OBP: 0.341, SLG: 0.356	F9		F9		G3 3B 2B	6-3				4	1	1	0	0	0	1
Chris Speier, R (1, 6) OBP: 0.349, SLG: 0.354	F8		F2		G3 2-3		6-3			4	0	0	0	0	0	1
Ellis Valentine, R (1, 9) OBP: 0.360, SLG: 0.543	1B BB		E5		HR 3-H 3B		1B 2B			3	2	2	1	1	0	0
Tony Perez, R (1, 3) OBP: 0.321, SLG: 0.433	1-3 1B		F9		F9		2-H 1B			4	0	2	1	0	0	2
Gary Carter, R (1, 2) OBP: 0.346, SLG: 0.522	F4			FC6-4 1B	HR 3-H		F8			4	1	2	2	0	0	3
Warren Cromartie, L (1, 7) OBP: 0.343, SLG: 0.431		K		F7	3-1		L7			4	0	0	0	0	1	2
Andre Dawson, R (1, 8) OBP: 0.316, SLG: 0.453		K		FC6-4 S 1-2f		6-3		F4-3		4	0	0	0	0	1	1
Wayne Garrett, L (1, 5) OBP: 0.310, SLG: 0.342		2B		BB 1-2		SH3-4 BB		F4		2	0	1	0	2	0	0
Wayne Twitchell, R (1, 1) OBP: 0.211, SLG: 0.222		K		F8		SH3-4 1-2		5-3		1	0	0	0	0	1	1
Jose Morales, R (4, PH) OBP: 0.167, SLG: 0.143										1	0	0	0	0	0	2
Tom Walker, R (5, 1)										1	0	0	0	0	0	0
Inning Stats	R: 0 E: 0 K: 0 S: 4 H: 1 LOB: 2 BB: 1 P: 8	R: 0 E: 0 K: 3 S: 10 H: 1 LOB: 1 BB: 0 P: 10	R: 0 E: 1 K: 0 S: 4 H: 0 LOB: 1 BB: 0 P: 4	R: 0 E: 0 K: 0 S: 4 H: 1 LOB: 2 BB: 1 P: 8	R: 3 E: 0 K: 0 S: 6 H: 3 LOB: 0 BB: 0 P: 6	R: 0 E: 0 K: 0 S: 3 H: 0 LOB: 1 BB: 1 P: 7	R: 1 E: 0 K: 0 S: 5 H: 2 LOB: 1 BB: 0 P: 5	R: 0 E: 0 K: 0 S: 3 H: 0 LOB: 0 BB: 0 P: 3		1B: 3 2B: 3 3B: 1 HR: 1	SF: 0 SAC: 1 DP: 0 HBP: 0						

AB	32
R	4
H	8
RBI	4
BB	3
SO	3
LOB	13

WP: 0 PB: 0 SB: 1 CS: 0 PA: 36

PITCHER		IP	WLS	BF	H	R	ER	SO	BB	IBB	HBP	BLK	WP	HR	S	P	ERA	WHIP
Craig Swan, R ERA: 3.86	(1, 1)	6.1	L	31	8	4	4	3	3	0	0	0	0	1	34	46	5.68	1.737
Bob Apodaca, R ERA: 2.66	(7, 1)	0.2		2	0	0	0	0	0	0	0	0	0	0	2	2	0.00	0.000
Rick Baldwin, R ERA: 2.91	(8, 1)	1.0		3	0	0	0	0	0	0	0	0	0	0	3	3	0.00	0.000

PITCHER	IP	WLS	BF	H	R	ER	SO	BB	IBB	HBP	BLK	WP	HR	S	P	ERA	WHIP

Batter	1	2	3	4	5	6	7	8	9	AB	R	H	RBI	BB	SO	LOB
Lenny Randle, S (1, 5) OBP: 0.389, SLG: 0.405	F7		6-3			F8		G5-4-3, 1B		4	0	1	0	0	0	0
Bud Harrelson, S (1, 6) OBP: 0.266, SLG: 0.238	K		6-3			F9		G5-4-3, 1-2f		3	0	0	0	0	1	0
Joel Youngblood, R (8, PH) OBP: 0.304, SLG: 0.286 (8, 4)										1	0	0	0	0	0	1
Mike Vail, R (1, 9) OBP: 0.349, SLG: 0.451	5-3		4-3			5-3		K		4	0	0	0	0	1	0
John Milner, L (1, 3) OBP: 0.363, SLG: 0.468		F8		4-3			F8		2B	4	0	1	0	0	0	0
John Stearns, R (1, 2) OBP: 0.396, SLG: 0.535		BB, 1B, FC5-2, BB		F5			1B, 1B, BB		K	2	1	0	0	2	1	1
Ed Kranepool, L (1, 7) OBP: 0.330, SLG: 0.495		FC5-2, BB, 1-2, 1B		K			1B, 1-3, 1B		BB	3	0	2	0	1	1	0
Steve Henderson, R (9, PR) OBP: 0.304, SLG: 0.357										0	0	0	0	0	0	0
Lee Mazzilli, S (1, 8) OBP: 0.316, SLG: 0.287		FC5-2, 1-2, 2-3, BB			G6-3, 1B		1-2, 3-H, 1B		K	3	0	2	1	1	1	2
Felix Millan, R (1, 4) OBP: 0.243, SLG: 0.249		FC5-2, 1-2, 2-3, 3-Hf			G6-3, 1-2f		F7		F9	2	0	0	0	0	0	4
Bruce Boisclair, L (7, PH) OBP: 0.329, SLG: 0.361										1	0	0	0	0	0	2
Bob Myrick, R (7, 1)										0	0	0	0	0	0	0
Rick Baldwin, L (8, 1)										0	0	0	0	0	0	0
Bobby Valentine, R (9, PH) OBP: 0.240, SLG: 0.275										1	0	0	0	0	0	2
Jerry Koosman, R (1, 1) OBP: 0.159, SLG: 0.233		F8			F2		L9			2	0	0	0	0	0	3
Ron Hodges, L (7, PH) OBP: 0.273, SLG: 0.281										1	0	0	0	0	0	2
Doug Flynn, R (7, 4) OBP: 0.200, SLG: 0.245 (8, 6)										0	0	0	0	0	0	0

TOP

New York Mets @ Philadelphia Phillies

Veterans Stadium, Philadelphia, PA

Mon Jul 04 1977, 7:05 PM EDT

Att. 63,283 - Unknown

livebaseballscorecards.com

AB	31
R	1
H	6
RBI	1
BB	4
SO	5
LOB	17

Inning Stats	1	2	3	4	5	6	7	8	9
R	0	0	0	0	0	0	1	0	0
E	0	0	0	0	0	0	0	0	0
K	1	0	0	1	0	0	0	1	2
S	5	4	3	5	3	3	5	5	8
H	0	1	0	0	1	0	2	1	1
LOB	0	3	0	0	0	0	2	0	2
BB	0	2	0	0	0	0	1	0	1
P	5	12	3	5	3	3	9	5	12

1B	5
2B	1
3B	0
HR	0
SF	0
SAC	0
DP	2
HBP	0

WP	0
PB	0
SB	0
CS	0
PA	35

PITCHER		IP	WLS	BF	H	R	ER	SO	BB	IBB	HBP	BLK	WP	HR	S	P	ERA	WHIP
Jim Lonborg, R ERA: 3.99	(1, 1)	8.0	W	31	6	1	1	3	3	0	0	0	0	0	34	46	1.12	1.125
Ron Reed, R ERA: 2.36	(9, 1)	1.0	S	4	0	0	0	2	1	0	0	0	0	0	7	11	0.00	1.000

PITCHER		IP	WLS	BF	H	R	ER	SO	BB	IBB	HBP	BLK	WP	HR	S	P	ERA	WHIP

Batter	1	2	3	4	5	6	7	8	9	AB	R	H	RBI	BB	SO	LOB
Jerry Martin, R (1, 9) OBP: 0.341, SLG: 0.478	B B B B 4-0 FC1-6 BB	S S S 0-3 ③ K		x 0-0 ③ F8			x 0-0 ② 6-3			3	0	0	0	1	1	2
Larry Bowa, S (1, 6) OBP: 0.316, SLG: 0.366	x 0-0 ① FC1-6 6-3 BB 1-2f		x 0-0 2B 3B 1B		x 0-0 ① F8		x 0-0 ③ 5-3			4	1	1	0	0	0	1
Mike Schmidt, R (1, 5) OBP: 0.381, SLG: 0.602	B B B B 4-0 6-3 1-2 BB		x 0-0 1-3 3B 2B		x 0-0 CS 1B			S S S 0-3 ① K		3	1	2	0	1	1	0
Ollie Brown, R (1, 7) OBP: 0.259, SLG: 0.415	x 0-0 ② 6-3 1-2 2-3		x 0-0 2-H 3-H 1B 3B		x 0-0 ② 1-2 1B			x 0-0 G4-3 1B		4	1	3	2	0	0	2
Richie Hebner, L (1, 3) Davey Johnson, R (8, PH) Tom Hutton, L (8, PH) (9, 3) OBP: 0.411, SLG: 0.529 OBP: 0.367, SLG: 0.493 OBP: 0.289, SLG: 0.333	x 0-0 ③ F2		S S S 0-3 ① K		x 0-0 ③ 6-3			x 0-0 ② ③ G4-3 1-2f		3 0 1	0 0 0	0 0 0	0 0 0	0 0 0	1 0 0	4 0 1
Garry Maddox, R (1, 8) OBP: 0.304, SLG: 0.418		x 0-0 ① F9	x 0-0 G5-4-3 3-H 1B			x 0-0 ① F8				3	0	1	1	0	0	0
Bob Boone, R (1, 2) OBP: 0.324, SLG: 0.409		x 0-0 FC1-6 1B	x 0-0 ② ③ G5-4-3 1-2f			x 0-0 ② 5-3				3	0	1	0	0	0	1
Ted Sizemore, R (1, 4) OBP: 0.320, SLG: 0.337		x 0-0 ② FC1-6 1B 1-2f		x 0-0 ① L5		x 0-0 ③ 5-3				3	0	0	0	0	0	1
Jim Lonborg, R (1, 1) Ron Reed, R (9, 1) OBP: 0.154, SLG: 0.083		x 0-0 1-2 1B		S S S 0-3 ② K			x 0-0 ① 5-3			3 0	0 0	1 0	0 0	0 0	1 0	0 0
Inning Stats	R: 0 H: 0 E: 0 LOB: 2 K: 0 BB: 2 S: 3 P: 11	R: 0 H: 2 E: 0 LOB: 2 K: 1 BB: 0 S: 7 P: 7	R: 3 H: 4 E: 0 LOB: 0 K: 1 BB: 0 S: 8 P: 8	R: 0 H: 0 E: 0 LOB: 0 K: 1 BB: 0 S: 5 P: 5	R: 0 H: 2 E: 0 LOB: 1 K: 0 BB: 0 S: 4 P: 4	R: 0 H: 0 E: 0 LOB: 0 K: 0 BB: 0 S: 3 P: 3	R: 0 H: 0 E: 0 LOB: 0 K: 0 BB: 0 S: 3 P: 3	R: 0 H: 1 E: 0 LOB: 0 K: 1 BB: 0 S: 5 P: 5		1B: 7 2B: 1 3B: 1 HR: 0	SF: 0 SAC: 0 DP: 2 HBP: 0			WP: 0 PB: 0 SB: 0 CS: 1	PA: 32	

PITCHER		IP	WLS	BF	H	R	ER	SO	BB	IBB	HBP	BLK	WP	HR	S	P	ERA	WHIP
Jerry Koosman, L ERA: 3.18	(1, 1)	6.0	L	26	8	3	3	3	2	0	0	0	0	0	30	38	4.50	1.667
Bob Myrick, L ERA: 2.5	(7, 1)	1.1		5	1	0	0	1	0	0	0	0	0	0	7	7	0.00	0.750
Rick Baldwin, R ERA: 2.82	(8, 1)	0.2		1	0	0	0	0	0	0	0	0	0	0	1	1	0.00	0.000

PITCHER	IP	WLS	BF	H	R	ER	SO	BB	IBB	HBP	BLK	WP	HR	S	P	ERA	WHIP

BOTTOM

New York Mets @ Philadelphia Phillies

Veterans Stadium, Philadelphia, PA

Mon Jul 04 1977, 7:05 PM EDT

Att. 63,283 - Unknown

livebaseballscorecards.com

AB	30
R	3
H	9
RBI	3
BB	2
SO	4
LOB	12

New York Mets @ Philadelphia Phillies

Veterans Stadium, Philadelphia, PA

Tue Jul 05 1977, 7:05 PM EDT

Att. 23,344 - Unknown

TOP

livebaseballscorecards.com

Batter	1	2	3	4	5	6	7	8	9	AB	R	H	RBI	BB	SO	LOB
Lenny Randle, S (1, 5) OBP: 0.388, SLG: 0.408	SH1-3 2B		F9			F8		F7		3	0	1	0	0	0	1
Joel Youngblood, R (8, PH) OBP: 0.298, SLG: 0.280 (8, 5)										1	0	0	0	0	0	2
Bud Harrelson, S (1, 6) OBP: 0.264, SLG: 0.236	SH1-3 2-3		K			F9			F8	2	0	0	0	0	1	1
Rick Baldwin, L (6, 1)										0	0	0	0	0	0	0
Bruce Boisclair, L (9, PH) OBP: 0.327, SLG: 0.358										1	0	0	0	0	0	0
Steve Henderson, R (1, 7) OBP: 0.300, SLG: 0.348	K			F9			6-3		1B SF8 1B	4	1	1	0	0	1	1
John Stearns, R (1, 2) OBP: 0.391, SLG: 0.527	K			K			5-3		1B 1-2	3	0	0	0	0	2	1
Ron Hodges, L (7, 2) OBP: 0.294, SLG: 0.303										1	0	1	0	0	0	0
John Milner, L (1, 3) OBP: 0.361, SLG: 0.464		F2		L9			1-3		1B 1-2 2-3	4	0	1	0	0	0	0
Mike Vail, R (1, 9) OBP: 0.338, SLG: 0.440		5-3			F9			F9	SF8 3-H	3	0	0	1	0	0	0
Lee Mazzilli, S (1, 8) OBP: 0.312, SLG: 0.283		G3			6-3			F8	4-3	4	0	0	0	0	0	2
Felix Millan, R (1, 4) OBP: 0.244, SLG: 0.247			F9		F8			1B BB		2	0	0	0	1	0	0
Pat Zachry, R (1, 1) OBP: 0.133, SLG: 0.103			E6			F5-3		1B 1-2		1	0	0	0	0	0	0
Jackson Todd, R (3, 1) OBP: 0.222, SLG: 0.125										0	0	0	0	0	0	0
Doug Flynn, R (6, PH) OBP: 0.211, SLG: 0.255 (6, 6)										2	0	1	0	0	0	0

	AB	31
	R	1
	H	5
	RBI	1
	BB	1
	SO	4
	LOB	8

Inning Stats	1	2	3	4	5	6	7	8	9
	R: 0 E: 0 K: 2 S: 8	R: 0 E: 0 K: 0 S: 3	R: 0 E: 1 K: 1 S: 6	R: 0 E: 0 K: 1 S: 5	R: 0 E: 0 K: 0 S: 3	R: 0 E: 0 K: 0 S: 3	R: 0 E: 0 K: 0 S: 3	R: 0 E: 0 K: 0 S: 4	R: 1 E: 0 K: 0 S: 6
	H: 1 LOB: 1 BB: 0 P: 8	H: 0 LOB: 0 BB: 0 P: 3	H: 0 LOB: 1 BB: 0 P: 6	H: 0 LOB: 0 BB: 0 P: 5	H: 0 LOB: 0 BB: 0 P: 3	H: 0 LOB: 0 BB: 0 P: 3	H: 0 LOB: 0 BB: 0 P: 3	H: 1 LOB: 2 BB: 1 P: 8	H: 3 LOB: 2 BB: 0 P: 6

| | | | | | | | | | |

Batter	1	2	3	4	5	6	7	8	9	AB	R	H	RBI	BB	SO	LOB
Garry Maddox, R (1, 8) OBP: 0.312, SLG: 0.424	4-3 SH5-3 HR 1B		1-2 SH5-4 HR 1B	HBP		1B 1B	F8			3	3	3	0	0	0	0
Ollie Brown, R (7, 7) OBP: 0.255, SLG: 0.407										1	0	0	0	0	0	0
Larry Bowa, S (1, 6) OBP: 0.313, SLG: 0.362	SH5-3 1-2		SH5-4 1-2 2-3	P4		L7		F9		3	0	0	0	0	0	3
Tom Hutton, L (9, 3) OBP: 0.289, SLG: 0.333										0	0	0	0	0	0	0
Mike Schmidt, R (1, 5) OBP: 0.385, SLG: 0.614	4-3 2-3		2-H 3-H HR		WP 1B HBP	1B 1-2 HR 1B		F8		3	3	2	3	0	0	1
Davey Johnson, R (7, 5) OBP: 0.363, SLG: 0.486										1	0	0	0	0	0	0
(9, 4)																
Jay Johnstone, L (1, 9) OBP: 0.328, SLG: 0.424	3-H HR		2-H 3-H HR		K 1-3	BB 1-3 2-H HR 1B		F9		5	3	3	4	0	1	1
Richie Hebner, L (1, 3) OBP: 0.417, SLG: 0.526	K		CS BB		1B IBB	1-2 HR BB				1	1	0	0	3	1	0
(9, 5)																
Tim McCarver, L (1, 2) OBP: 0.427, SLG: 0.513		4-3	1-2 K		FC4-6 1-2 3-H 1B	1-H 2-H 3-H HR				4	1	2	5	0	1	1
Jerry Martin, R (1, 7) OBP: 0.331, SLG: 0.462		5-3	K	K	4-3					4	0	0	0	0	2	2
(7, 8)																
Ted Sizemore, R (1, 4) OBP: 0.319, SLG: 0.340		4-3	4-3 2B	FC4-6 1-2f			1-3			4	0	1	0	0	0	2
Warren Brusstar, R (8, 1)										0	0	0	0	0	0	0
Steve Carlton, L (1, 1) OBP: 0.255, SLG: 0.292	SH5-4 1B HR 1B		2-3 4-3			F7	F8			3	1	1	0	0	0	1
Terry Harmon, R (7, PH) OBP: 0.250, SLG: 0.281										1	0	0	0	0	0	0
(8, 4)																
(9, 6)																
Inning Stats	R: 2 E: 0 K: 1 S: 7 H: 2 LOB: 0 BB: 0 P: 7	R: 0 E: 0 K: 0 S: 3 H: 0 LOB: 0 BB: 0 P: 3	R: 4 E: 0 K: 1 S: 8 H: 4 LOB: 1 BB: 1 P: 12	R: 0 E: 0 K: 1 S: 6 H: 1 LOB: 2 BB: 0 P: 7	R: 1 E: 0 K: 2 S: 8 H: 1 LOB: 2 BB: 1 P: 13	R: 5 E: 0 K: 0 S: 7 H: 4 LOB: 0 BB: 1 P: 11	R: 0 E: 0 K: 0 S: 3 H: 0 LOB: 0 BB: 0 P: 3	R: 0 E: 0 K: 0 S: 3 H: 0 LOB: 0 BB: 0 P: 3		1B: 7 2B: 2 3B: 0 HR: 4	SF: 0 SAC: 2 DP: 1 HBP: 2						

PITCHER		IP	WLS	BF	H	R	ER	SO	BB	IBB	HBP	BLK	WP	HR	S	P	ERA	WHIP
Pat Zachry, R ERA: 5.0	(1, 1)	2.1	L	14	6	6	6	1	1	0	0	0	0	3	15	19	23.14	3.000
Jackson Todd, R ERA: 4.78	(3, 1)	2.2		12	2	1	1	4	0	1	2	0	1	0	17	23	3.38	0.750
Rick Baldwin, R ERA: 4.26	(6, 1)	3.0		14	4	5	5	0	1	0	0	0	0	1	13	17	15.00	1.667

PITCHER	IP	WLS	BF	H	R	ER	SO	BB	IBB	HBP	BLK	WP	HR	S	P	ERA	WHIP

BOTTOM

New York Mets @ Philadelphia Phillies

Veterans Stadium, Philadelphia, PA

Tue Jul 05 1977, 7:05 PM EDT

Att. 23,344 - Unknown

livebaseballscorecards.com

AB	33
R	12
H	12
RBI	12
BB	3
SO	5
LOB	11

1B: 7	SF: 0	WP: 2	PA: 40
2B: 2	SAC: 2	PB: 0	
3B: 0	DP: 1	SB: 0	
HR: 4	HBP: 2	CS: 1	

Batter	1	2	3	4	5	6	7	8	9	AB	R	H	RBI	BB	SO	LOB
Lenny Randle, S (1, 5) OBP: 0.386, SLG: 0.410	SH1-3 6-3 2B		G4-6-3 1-2f		5-3			F2		4	1	1	0	0	0	1
Bob Apodaca, R (8, 1) OBP: 1.000, SLG: 1.000										0	0	0	0	0	0	0
Bud Harrelson, S (1, 6) OBP: 0.261, SLG: 0.234	SH1-3 2-3		L5			F8			K	2	0	0	0	0	0	0
John Stearns, R (9, PH) OBP: 0.390, SLG: 0.525										1	0	0	0	0	1	0
Steve Henderson, R (1, 7) OBP: 0.296, SLG: 0.327	6-3 3-H			HR BB		6-3			K	3	1	0	1	1	1	0
John Milner, L (1, 3) OBP: 0.355, SLG: 0.455	K			F7		G3			4-3	4	0	0	0	0	1	1
Mike Vail, R (1, 9) OBP: 0.346, SLG: 0.465		F9		1-H HR			CS BB			2	1	1	2	1	0	0
Jerry Grote, R (1, 2) OBP: 0.323, SLG: 0.300		6-3		5-3			5-3 1-2			3	0	0	0	0	0	1
Lee Mazzilli, S (1, 8) OBP: 0.312, SLG: 0.281		FC6 BB		K			K			2	0	0	0	1	2	0
Doug Flynn, R (1, 4) OBP: 0.203, SLG: 0.246		FC6 1-2f			F4-3			K		2	0	0	0	0	0	1
Joel Youngblood, R (8, PH) OBP: 0.293, SLG: 0.275										1	0	0	0	0	1	0
(8, 4)																
Jon Matlack, L (1, 1) OBP: 0.184, SLG: 0.091			G4-6-3 BB		3-1			5-3		1	0	0	0	1	0	0
Bobby Valentine, R (8, PH) OBP: 0.238, SLG: 0.272										1	0	0	0	0	0	0
(8, 5)																

TOP

New York Mets @ Philadelphia Phillies

Veterans Stadium, Philadelphia, PA

Wed Jul 06 1977, 7:05 PM EDT

Att. 23,185 - Unknown

livebaseballscorecards.com

AB	26
R	3
H	2
RBI	3
BB	4
SO	6
LOB	4

Inning Stats	1	2	3	4	5	6	7	8	9
	R: 1 E: 0 K: 1 S: 6	R: 0 E: 0 K: 0 S: 3	R: 0 E: 0 K: 0 S: 2	R: 2 E: 0 K: 1 S: 6	R: 0 E: 0 K: 0 S: 3	R: 0 E: 0 K: 0 S: 3	R: 0 E: 0 K: 1 S: 4	R: 0 E: 0 K: 1 S: 5	R: 0 E: 0 K: 2 S: 7
	H: 1 LOB: 0 BB: 0 P: 6	H: 0 LOB: 1 BB: 1 P: 7	H: 0 LOB: 0 BB: 1 P: 6	H: 1 LOB: 0 BB: 1 P: 10	H: 0 LOB: 0 BB: 0 P: 3	H: 0 LOB: 0 BB: 0 P: 3	H: 0 LOB: 0 BB: 1 P: 8	H: 0 LOB: 0 BB: 0 P: 5	H: 0 LOB: 0 BB: 0 P: 7

1B: 0	SF: 0	WP: 0	PA: 31
2B: 1	SAC: 1	PB: 0	
3B: 0	DP: 1	SB: 0	
HR: 1	HBP: 0	CS: 1	

PITCHER		IP	WLS	BF	H	R	ER	SO	BB	IBB	HBP	BLK	WP	HR	S	P	ERA	WHIP
Jim Kaat, L ERA: 5.25	(1, 1)	5.0		19	2	3	3	2	3	0	0	0	0	1	20	32	5.40	1.000
Gene Garber, R ERA: 2.66	(6, 1)	1.0	W	3	0	0	0	0	0	0	0	0	0	0	3	3	0.00	0.000
Tug McGraw, L ERA: 1.42	(7, 1)	3.0	S	9	0	0	0	4	1	0	0	0	0	0	16	20	0.00	0.333

PITCHER	IP	WLS	BF	H	R	ER	SO	BB	IBB	HBP	BLK	WP	HR	S	P	ERA	WHIP

New York Mets @ Philadelphia Phillies

Veterans Stadium, Philadelphia, PA

Wed Jul 06 1977, 7:05 PM EDT

Att. 23,185 - Unknown

BOTTOM

Batter	1	2	3	4	5	6	7	8	9	AB	R	H	RBI	BB	SO	LOB
Garry Maddox, R (1, 8) OBP: 0.315, SLG: 0.423	BBBB 4-0 SH5-4 BB	x 0-0 ③ F6			x 0-0 F5-4-3 1B		x 0-0 ① 5-3			3	0	1	0	1	0	1
Larry Bowa, S (1, 6) OBP: 0.314, SLG: 0.362	x 0-0 ① SH5-4 1-2		x 0-0 S BB 1B		x 0-0 ②③ F5-4-3 1-2		SSS 0-3 ② K			3	0	1	0	0	1	1
Mike Schmidt, R (1, 5) OBP: 0.393, SLG: 0.615	BBBB 4-0 BB		BBBB 4-0 F5-4-3 1-2 BB			BBBB 4-0 SH5-4 1B 1B BB	x 0-0 ③ 1B			1	1	1	0	3	0	0
Greg Luzinski, R (1, 7) OBP: 0.370, SLG: 0.603	SSS 0-3 ② K		SSS 0-3 ① K 2-3			x 0-0 SH5-4 1-2 1B 1B		SSS 0-3 ① K		4	1	1	0	0	3	4
Davey Johnson, R (1, 3) OBP: 0.361, SLG: 0.520 Tom Hutton, L (9, 3) OBP: 0.289, SLG: 0.333	x 0-0 ③ 6-3		x 0-0 ②③ F5-4-3 1-2			x 0-0 ① SH5-4 1-2 2-3		x 0-0 HR		3 0	1 0	1 0	1 0	0 0	0 0	4 0
Bob Boone, R (1, 2) OBP: 0.327, SLG: 0.408		x 0-0 ① F8		x 0-0 ① 5-3		4-0 1B 1B SF7-5-4 IBB		x 0-0 S 1B		3	1	1	0	1	0	0
Jerry Martin, R (1, 9) OBP: 0.336, SLG: 0.459		H 1-0 S 1B HBP		x 0-0 ② F9		x 0-0 SF7-5-4 1B 1-2 2-H 3-H 1B		SSS 0-3 ② K		3	1	1	2	0	1	1
Ted Sizemore, R (1, 4) OBP: 0.318, SLG: 0.339		SSS 0-3 ② K 1-3		x 0-0 ③ F7		x 0-0 1-2 2-3 1B		x 0-0 ③ 1-4-3 1-2		4	0	1	0	0	1	2
Jim Kaat, L (1, 1) OBP: 0.125, SLG: 0.125 Ollie Brown, R (5, PH) OBP: 0.250, SLG: 0.400 Gene Garber, R (6, 1) Tim McCarver, L (6, PH) OBP: 0.423, SLG: 0.513 Tug McGraw, R (7, 1)		x 0-0 3-H 1B			x 0-0 ① F3	x 0-0 ②③ SF7-5-4 2-3 3-H				1 1 0 0 0	0 0 0 0 0	1 0 0 1 0	1 0 0 0 0	0 0 0 0 0	0 0 0 0 0	0 0 0 0 0
Inning Stats	R: 0 H: 0 E: 0 LOB: 2 K: 1 BB: 2 S: 5 P: 13	R: 1 H: 1 E: 0 LOB: 1 K: 1 BB: 0 S: 6 P: 7	R: 0 H: 1 E: 0 LOB: 1 K: 1 BB: 1 S: 5 P: 9	R: 0 H: 0 E: 0 LOB: 0 K: 0 BB: 0 S: 3 P: 3	R: 0 H: 1 E: 0 LOB: 0 K: 0 BB: 0 S: 3 P: 3	R: 3 H: 3 E: 0 LOB: 1 K: 0 BB: 2 S: 5 P: 13	R: 0 H: 1 E: 0 LOB: 1 K: 1 BB: 0 S: 5 P: 5	R: 1 H: 2 E: 0 LOB: 1 K: 2 BB: 0 S: 9 P: 9		1B: 8 SF: 1 2B: 1 SAC: 2 3B: 0 DP: 3 HR: 1 HBP: 1				WP: 0 PA: 35 PB: 0 SB: 4 CS: 0		

PITCHER		IP	WLS	BF	H	R	ER	SO	BB	IBB	HBP	BLK	WP	HR	S	P	ERA	WHIP
Jon Matlack, L ERA: 4.41	(1, 1)	7.0	L	30	7	4	4	4	4	1	1	0	0	0	32	53	5.14	1.571
Bob Apodaca, R ERA: 2.81	(8, 1)	1.0		5	2	1	1	2	0	0	0	0	0	1	9	9	9.00	2.000

PITCHER	IP	WLS	BF	H	R	ER	SO	BB	IBB	HBP	BLK	WP	HR	S	P	ERA	WHIP

livebaseballscorecards.com

AB	26
R	5
H	9
RBI	5
BB	5
SO	6
LOB	13

Batter	1	2	3	4	5	6	7	8	9	AB	R	H	RBI	BB	SO	LOB
Lenny Randle, S (1, 5) OBP: 0.386, SLG: 0.410	S 1B		CS 1B	FC6-4 1-2f		3-1			F9	5	0	2	0	0	0	3
Bud Harrelson, S (1, 6) John Milner, L (9, PH) OBP: 0.257, SLG: 0.229 OBP: 0.354, SLG: 0.453	K 1-2		L4 1-2		6-3		K		6-3	4 1	0 0	0 0	0 0	0 0	2 0	2 0
Steve Henderson, R (1, 7) OBP: 0.293, SLG: 0.358	P4			1B 3B	4-3		K			4	1	1	0	0	1	1
John Stearns, R (1, 2) OBP: 0.391, SLG: 0.524	6-3			FC5-4 3-H 1B	1B		K			4	0	2	1	0	1	1
Mike Vail, R (1, 9) Skip Lockwood, R (5, 1) Ron Hodges, L (8, PH) Felix Millan, R (8, PR) (8, 4) OBP: 0.345, SLG: 0.462 OBP: 0.222, SLG: 0.222 OBP: 0.314, SLG: 0.324 OBP: 0.244, SLG: 0.247		5-3 1B		FC5-4 1-2f BB 2B	4-3			BB 1B		3 0 1 0	1 0 0 0	1 0 1 0	0 0 0 0	0 0 0 0	0 0 0 0	2 0 0 0
Bobby Valentine, R (1, 3) OBP: 0.248, SLG: 0.284		L7		BBBB 2B 1-2 1B BB		SH5-3 2B		K		3	1	1	0	1	1	2
Lee Mazzilli, S (1, 8) OBP: 0.314, SLG: 0.279		5-3 1-2		P9		BBBB SH5-3 BB		BBBB G4-3 1-2 BB		2	0	0	0	2	0	3
Doug Flynn, R (1, 4) Ed Kranepool, L (8, PH) Bob Apodaca, R (8, 1) OBP: 0.213, SLG: 0.271 OBP: 0.329, SLG: 0.492 OBP: 1.000, SLG: 1.000		F6-3		1B 1-3 2-H 2B		SH5-3 1-2 2-3		G4-3 1-2f		2 1 0	1 0 0	1 0 0	1 0 0	0 0 0	0 0 0	1 2 0
Nino Espinosa, R (1, 1) Rick Baldwin, L (4, 1) Paul Siebert, L (4, 1) Bruce Boisclair, L (5, 9) OBP: 0.185, SLG: 0.160 OBP: 0.323, SLG: 0.353			5-3	FC6-4 2-H 3-H 1B		1-3			4-3	2 0 0 2	0 0 0 0	1 0 0 0	2 0 0 0	0 0 0 0	0 0 0 0	0 0 0 2
Inning Stats	R: 0 E: 0 K: 1 S: 6 H: 1 LOB: 1 BB: 0 P: 6	R: 0 E: 0 K: 0 S: 4 H: 1 LOB: 1 BB: 0 P: 4	R: 0 E: 0 K: 0 S: 3 H: 1 LOB: 0 BB: 0 P: 3	R: 4 E: 0 K: 0 S: 7 H: 4 LOB: 1 BB: 1 P: 11	R: 0 E: 0 K: 0 S: 4 H: 1 LOB: 1 BB: 0 P: 4	R: 0 E: 0 K: 0 S: 4 H: 1 LOB: 2 BB: 1 P: 8	R: 0 E: 0 K: 3 S: 9 H: 0 LOB: 0 BB: 0 P: 9	R: 0 E: 0 K: 1 S: 5 H: 1 LOB: 2 BB: 1 P: 9	R: 0 E: 0 K: 0 S: 3 H: 0 LOB: 0 BB: 0 P: 3	1B: 7 2B: 2 3B: 1 HR: 0 SF: 0 SAC: 1 DP: 1 HBP: 0						

PITCHER	IP	WLS	BF	H	R	ER	SO	BB	IBB	HBP	BLK	WP	HR	S	P	ERA	WHIP
Randy Lerch, L (1, 1) ERA: 4.84	4.0		19	7	4	4	1	1	0	0	0	0	0	20	24	9.00	2.000
Warren Brusstar, R (5, 1) ERA: 2.34	1.0	W	4	1	0	0	0	0	0	0	0	0	0	4	4	0.00	1.000
Ron Reed, R (6, 1) ERA: 2.22	4.0	S	15	2	0	0	4	2	0	0	0	0	0	21	29	0.00	1.000

PITCHER	IP	WLS	BF	H	R	ER	SO	BB	IBB	HBP	BLK	WP	HR	S	P	ERA	WHIP

TOP

New York Mets @ Philadelphia Phillies

Veterans Stadium, Philadelphia, PA

Thu Jul 07 1977, 7:05 PM EDT

Att. 27,492 - Unknown

livebaseballscorecards.com

AB	34
R	4
H	10
RBI	4
BB	3
SO	5
LOB	19

New York Mets @ Philadelphia Phillies

Veterans Stadium, Philadelphia, PA

Thu Jul 07 1977, 7:05 PM EDT

Att. 27,492 - Unknown

BOTTOM

livebaseballscorecards.com

Batter	1	2	3	4	5	6	7	8	9	AB	R	H	RBI	BB	SO	LOB
Garry Maddox, R (1, 8) OBP: 0.316, SLG: 0.422	F4-3		2B HR 1B	1B 1B 1B	P8			6-3		5	2	2	0	0	0	2
Larry Bowa, S (1, 6) OBP: 0.315, SLG: 0.366	F9		1-3 HR 2B	1B BB 1-3 E 1B	F6			1-3		5	2	2	0	0	0	2
Mike Schmidt, R (1, 5) OBP: 0.397, SLG: 0.625	BB HBP		2-H 3-H HR	B B B E 1-2 BB		P8				2	1	1	3	1	0	0
Greg Luzinski, R (1, 7) OBP: 0.375, SLG: 0.602	B B B 1-2 BB		F4-6-3 HBP	E6 1-3 2-H 3-H 1B		F4-3				2	0	1	1	1	0	0
Richie Hebner, L (1, 3) OBP: 0.409, SLG: 0.515	L3		F4-6-3 1-2	F4-3		F4-3				4	0	0	0	0	0	5
Jay Johnstone, L (1, 9) OBP: 0.332, SLG: 0.422		CS 1B	B B B BB		3-1		F4			3	0	1	0	1	0	0
Bob Boone, R (1, 2) OBP: 0.325, SLG: 0.403		6-3 1-2	F8		B B B 2B BB		6-3			3	1	0	0	1	0	2
Ted Sizemore, R (1, 4) OBP: 0.324, SLG: 0.349		1B		G3 1B	1-H 2B		P8			4	0	3	1	0	0	0
Randy Lerch, L (1, 1) OBP: 0.176, SLG: 0.156		F7		G3 1-2f	IBB			6-3		1	0	0	0	0	0	1
Bake McBride, L (4, PH) OBP: 0.317, SLG: 0.446										1	0	0	0	0	0	1
Warren Brusstar, R (5, 1)										0	0	0	0	0	0	0
Ollie Brown, R (5, PH) OBP: 0.263, SLG: 0.400										0	0	0	0	1	0	0
Ron Reed, R (6, 1)										1	0	0	0	0	0	0
Inning Stats	R: 0 E: 0 K: 0 S: 3 H: 0 LOB: 2 BB: 1 P: 8	R: 0 E: 0 K: 0 S: 4 H: 2 LOB: 1 BB: 0 P: 4	R: 3 E: 0 K: 0 S: 5 H: 3 LOB: 1 BB: 1 P: 10	R: 2 E: 1 K: 0 S: 6 H: 4 LOB: 2 BB: 1 P: 10	R: 1 E: 0 K: 0 S: 4 H: 1 LOB: 2 BB: 2 P: 12	R: 0 E: 0 K: 0 S: 3 H: 0 LOB: 0 BB: 0 P: 3	R: 0 E: 0 K: 0 S: 3 H: 0 LOB: 0 BB: 0 P: 3	R: 0 E: 0 K: 0 S: 3 H: 0 LOB: 0 BB: 0 P: 3		1B: 7 2B: 2 3B: 0 HR: 1	SF: 0 SAC: 0 DP: 2 HBP: 2					

	AB	31
	R	6
	H	10
	RBI	5
	BB	5
	SO	0
	LOB	13

WP: 0 PB: 0 SB: 0 CS: 1 PA: 38

PITCHER		IP	WLS	BF	H	R	ER	SO	BB	IBB	HBP	BLK	WP	HR	S	P	ERA	WHIP
Nino Espinosa, R ERA: 4.17	(1, 1)	3.2	L	20	8	5	4	0	2	0	2	0	0	1	16	26	9.82	2.727
Rick Baldwin, R ERA: 4.26	(4, 1)	0.0		2	1	0	0	0	1	0	0	0	0	0	1	5	∞	∞
Paul Siebert, L ERA: 4.15	(4, 1)	0.2		5	1	1	1	0	1	1	0	0	0	0	3	11	13.50	3.000
Skip Lockwood, R ERA: 3.97	(5, 1)	2.2		8	0	0	0	0	0	0	0	0	0	0	8	8	0.00	0.000
Bob Apodaca, R ERA: 2.74	(8, 1)	1.0		3	0	0	0	0	0	0	0	0	0	0	3	3	0.00	0.000

PITCHER	IP	WLS	BF	H	R	ER	SO	BB	IBB	HBP	BLK	WP	HR	S	P	ERA	WHIP

Montreal Expos @ New York Mets

Shea Stadium, Flushing, NY

Fri Jul 08 1977, 7:05 PM EDT

Att. 10,770 - Unknown

TOP

livebaseballscorecards.com

Batter	1	2	3	4	5	6	7	8	9	AB	R	H	RBI	BB	SO	LOB
Dave Cash, R (1, 4) OBP: 0.344, SLG: 0.351	F4-3		6-3		F9		FC4-6 1-2f			4	0	0	0	0	0	2
Chris Speier, R (1, 6) OBP: 0.352, SLG: 0.349	6-3			BB, 1B E 1B		BBBB F6-4-3 BB		2B 1B		3	2	2	0	1	0	0
Ellis Valentine, R (1, 9) OBP: 0.366, SLG: 0.570	F8			BB E 1-2 1B		F6-4-3 1-2		1-H 1B 2B		4	2	2	1	0	0	1
Tony Perez, R (1, 3) OBP: 0.334, SLG: 0.443 Del Unser, L (6, 3) OBP: 0.327, SLG: 0.457		SSS K		F9		5-3		F9		3 1	0 0	0 0	0 0	0 0	1 0	2 1
Gary Carter, R (1, 2) OBP: 0.346, SLG: 0.504		F8		BBBB G3, E 1-2 2-3 BB			SSS K	2-H F6-4-3 1B		3	0	1	1	1	1	0
Warren Cromartie, L (1, 7) OBP: 0.351, SLG: 0.442 Sam Mejias, R (8, 8) OBP: 0.367, SLG: 0.750		H HBP		G3 1-3 2-H 3-H			1B SF8 1B	F6-4-3 1-2		3 0	1 0	1 0	0 0	0 0	0 0	2 0
Andre Dawson, R (1, 8) OBP: 0.333, SLG: 0.498 (8, 7)		1-3		F8			SF8 1-3 1B		F9	4	0	1	0	0	0	2
Larry Parrish, R (1, 5) OBP: 0.315, SLG: 0.395			5-3		F7		FC4-6 IBB		F7	3	0	0	0	1	0	0
Wayne Twitchell, R (1, 1) OBP: 0.190, SLG: 0.200 Jose Morales, R (7, PH) OBP: 0.189, SLG: 0.235 Joe Kerrigan, R (7, 1) Santo Alcala, R (9, 1) OBP: 0.053, SLG: 0.211 Bill Atkinson, L (9, 1) OBP: 0.250, SLG: 0.250			SSS K		SSS K		SF8 2-3 3-H		F9	2 0 1 0 0 0	0 0 0 0 0 0	0 0 0 0 0 0	0 1 0 0 0 0	2 0 0 0 0 0	0 0 0 0 0 0	0 0 0 0 0 0
Inning Stats	R: 0 E: 0 K: 0 S: 3 H: 0 LOB: 0 BB: 0 P: 3	R: 0 E: 0 K: 1 S: 5 H: 0 LOB: 1 BB: 0 P: 6	R: 0 E: 0 K: 1 S: 5 H: 0 LOB: 0 BB: 0 P: 5	R: 2 E: 1 K: 0 S: 5 H: 2 LOB: 1 BB: 1 P: 9	R: 0 E: 0 K: 1 S: 5 H: 0 LOB: 0 BB: 0 P: 5	R: 0 E: 0 K: 0 S: 2 H: 0 LOB: 0 BB: 1 P: 6	R: 1 E: 0 K: 1 S: 7 H: 2 LOB: 2 BB: 1 P: 11	R: 2 E: 0 K: 0 S: 5 H: 3 LOB: 0 BB: 0 P: 5	R: 0 E: 0 K: 0 S: 3 H: 0 LOB: 0 BB: 0 P: 3	1B: 6 2B: 1 3B: 0 HR: 0 SF: 1 SAC: 0 DP: 2 HBP: 1						

	AB	31
	R	5
	H	7
	RBI	3
	BB	3
	SO	4
	LOB	10

WP: 0 PB: 0 SB: 0 CS: 0 PA: 36

PITCHER		IP	WLS	BF	H	R	ER	SO	BB	IBB	HBP	BLK	WP	HR	S	P	ERA	WHIP
Jerry Koosman, L ERA: 3.08	(1, 1)	7.0	L	28	4	3	1	4	2	1	1	0	0	0	32	45	1.29	0.857
Bob Apodaca, R ERA: 3.14	(8, 1)	0.1		4	3	2	2	0	0	0	0	0	0	0	4	4	54.00	9.000
Rick Baldwin, R ERA: 4.0	(8, 1)	1.2		4	0	0	0	0	0	0	0	0	0	0	4	4	0.00	0.000

PITCHER		IP	WLS	BF	H	R	ER	SO	BB	IBB	HBP	BLK	WP	HR	S	P	ERA	WHIP

Montreal Expos @ New York Mets

Shea Stadium, Flushing, NY

Fri Jul 08 1977, 7:05 PM EDT

Att. 10,770 - Unknown

livebaseballscorecards.com

BOTTOM

Batter	1	2	3	4	5	6	7	8	9	AB	R	H	RBI	BB	SO	LOB
Lenny Randle, S (1, 5) OBP: 0.387, SLG: 0.407	F8		1B		5-3		F7		BB	4	1	1	0	1	0	1
Bobby Valentine, R (1, 6) Joel Youngblood, R (9, PR) OBP: 0.264, SLG: 0.286 OBP: 0.293, SLG: 0.275	BB		1B		F9		G1-6-3		BB	3 0	0 0	1 0	0 0	2 0	0 0	1 0
Steve Henderson, R (1, 7) OBP: 0.302, SLG: 0.351	K		K		K			G4-6-3	BB	4	0	1	0	1	3	3
John Stearns, R (1, 2) OBP: 0.392, SLG: 0.520	6-3		1B			SF8		G4-6-3	F7	4	1	1	1	1	0	5
Ed Kranepool, L (1, 3) OBP: 0.327, SLG: 0.487		6-3	F8			4-3		F8		4	0	1	0	0	0	2
Mike Vail, R (1, 9) OBP: 0.350, SLG: 0.462		G3		FC6-4		SF8	4-3			2	0	1	1	1	0	0
Lee Mazzilli, S (1, 8) OBP: 0.310, SLG: 0.274		G3		P6		4-3	3-1			4	0	0	0	0	0	3
Doug Flynn, R (1, 4) OBP: 0.215, SLG: 0.270		K		FC6-4		F8	HR			4	1	1	0	0	1	3
Jerry Koosman, R (1, 1) OBP: 0.152, SLG: 0.222 Ron Hodges, L (7, PH) OBP: 0.333, SLG: 0.343 Bud Harrelson, S (7, PR) OBP: 0.257, SLG: 0.229 Bob Apodaca, R (8, 1) OBP: 1.000, SLG: 1.000 Rick Baldwin, L (8, 1) Bruce Boisclair, L (9, PH) OBP: 0.327, SLG: 0.377			5-3		K		G1-6-3		HR	2 1 0 0 0 1	0 0 0 0 0 1	0 1 0 0 0 1	0 0 0 0 0 2	0 0 0 0 0 0	1 0 0 0 0 0	1 0 0 0 0 0
Inning Stats	R: 0 E: 0 K: 1 S: 5 H: 0 LOB: 1 BB: 1 P: 9	R: 0 E: 0 K: 1 S: 5 H: 0 LOB: 1 BB: 1 P: 9	R: 1 E: 0 K: 1 S: 8 H: 3 LOB: 2 BB: 0 P: 8	R: 0 E: 0 K: 1 S: 6 H: 1 LOB: 1 BB: 0 P: 6	R: 0 E: 0 K: 1 S: 5 H: 0 LOB: 0 BB: 0 P: 5	R: 1 E: 0 K: 0 S: 4 H: 1 LOB: 1 BB: 1 P: 8	R: 0 E: 0 K: 0 S: 3 H: 1 LOB: 1 BB: 0 P: 3	R: 0 E: 0 K: 0 S: 3 H: 1 LOB: 0 BB: 0 P: 3	R: 2 E: 0 K: 0 S: 5 H: 2 LOB: 3 BB: 3 P: 17	1B: 8 2B: 0 3B: 0 HR: 1	SF: 1 SAC: 0 DP: 2 HBP: 0	WP: 0 PB: 0 SB: 0 CS: 0	PA: 40			

	AB	33
	R	4
	H	9
	RBI	4
	BB	6
	SO	5
	LOB	19

PITCHER		IP	WLS	BF	H	R	ER	SO	BB	IBB	HBP	BLK	WP	HR	S	P	ERA	WHIP
Wayne Twitchell, R ERA: 4.16	(1, 1)	6.0	W	26	5	2	2	5	3	0	0	0	0	0	33	45	3.00	1.333
Joe Kerrigan, R ERA: 2.68	(7, 1)	2.2		10	4	2	2	0	0	0	0	0	0	1	10	10	6.75	1.500
Santo Alcala, R ERA: 6.54	(9, 1)	0.0		2	0	0	0	0	2	0	0	0	0	0	0	8	∞	∞
Bill Atkinson, R ERA: 3.79	(9, 1)	0.1	S	2	0	0	0	0	1	0	0	0	0	0	1	5	0.00	3.000

PITCHER	IP	WLS	BF	H	R	ER	SO	BB	IBB	HBP	BLK	WP	HR	S	P	ERA	WHIP

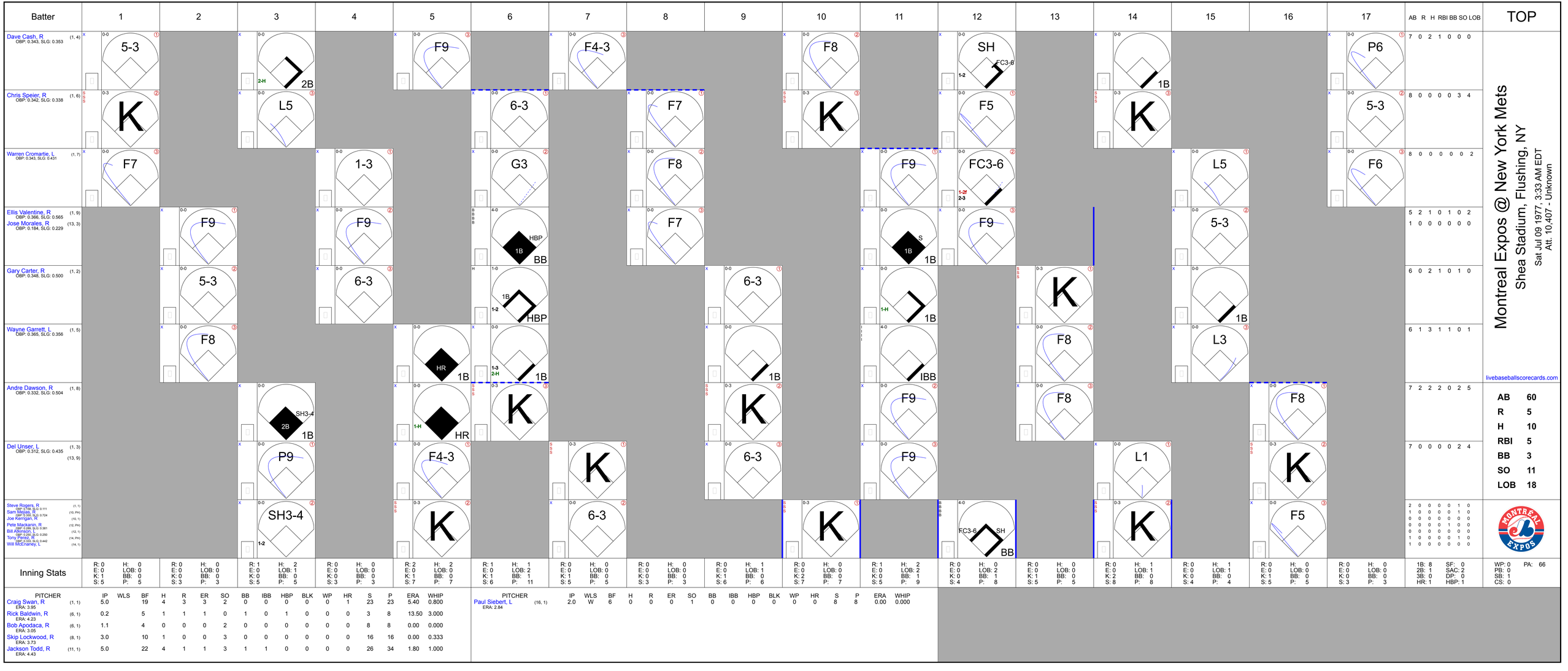
Batter
1
2
3
4
5
6
7
8
9
10
11
12
13
14
15
16
17
AB R H RBI BB SO LOB
TOP
Dave Cash, R (1, 4) OBP: 0.343, SLG: 0.353
5-3
K
F7
F9
2B
L5
F9
6-3
F4-3
F7
F8
F8
K
F5
SH FC3-6
1B
K
P6
5-3
F6
7 0 2 1 0 0 0
8 0 0 0 0 3 4
8 0 0 0 0 0 2
Chris Speier, R (1, 6) OBP: 0.342, SLG: 0.338
Warren Cromartie, L (1, 7) OBP: 0.343, SLG: 0.431
1-3
F9
5-3
6-3
G3
HBP
1B
BB
1-2
1B
HBP
1-3
2-H
1B
F8
F7
6-3
1B
F9
1B
1-H
1B
FC3-6
1-2*
2-3
F9
L5
5-3
1B
5 2 1 0 1 0 2
1 0 0 0 0 0 0
Ellis Valentine, R (1, 9) OBP: 0.366, SLG: 0.565
Jose Morales, R (13, 3) OBP: 0.184, SLG: 0.229
Gary Carter, R (1, 2) OBP: 0.348, SLG: 0.500
F9
5-3
F8
6-3
HR
1B
F8
F7
6-3
1B
S
1B
K
F8
F8
L3
1B
6 0 2 1 0 1 0
Wayne Garrett, L (1, 5) OBP: 0.365, SLG: 0.356
IBB
6 1 3 1 1 0 1
livebaseballscorecards.com
Andre Dawson, R (1, 8) OBP: 0.332, SLG: 0.504
SH3-4
2B
1B
HR
K
K
F9
F8
F8
7 2 2 2 0 2 5
AB 60
R 5
H 10
RBI 5
BB 3
SO 11
LOB 18
Del Unser, L (1, 3) (13, 9) OBP: 0.312, SLG: 0.435
P9
F4-3
K
6-3
F9
L1
K
F8
K
7 0 0 0 0 2 4
Steve Rogers, R (1, 1) OBP: 0.154, SLG: 0.111
Sam Mejias, L (10, PH) OBP: 0.667, SLG: 0.724
Joe Kerrigan, R (10, 1)
Pete Mackanin, R (12, PH) OBP: 0.381, SLG: 0.381
Bill Atkinson, R (12, 1) OBP: 0.200, SLG: 0.200
Tony Perez, L (14, PH) OBP: 0.333, SLG: 0.442
Will McEnaney, L (14, 1)
SH3-4
1-2
K
6-3
K
FC3-6
SH
BB
K
F5
2 0 0 0 0 1 0
1 0 0 0 0 0 1 0
0 0 0 0 0 0 0 0
0 0 0 0 1 0 0 0
0 0 0 0 0 0 0 0
1 0 0 0 0 1 0 0
1 0 0 0 0 0 0 0
Inning Stats
R: 0 E: 0 K: 1 S: 5 H: 0 LOB: 0 BB: 0 P: 5
R: 0 E: 0 K: 0 S: 3 H: 0 LOB: 0 BB: 0 P: 3
R: 1 E: 0 K: 0 S: 5 H: 2 LOB: 1 BB: 0 P: 5
R: 0 E: 0 K: 0 S: 3 H: 0 LOB: 0 BB: 0 P: 3
R: 2 E: 0 K: 1 S: 7 H: 2 LOB: 0 BB: 0 P: 7
R: 1 E: 0 K: 1 S: 6 H: 1 LOB: 2 BB: 1 P: 11
R: 0 E: 0 K: 1 S: 5 H: 0 LOB: 0 BB: 0 P: 5
R: 0 E: 0 K: 0 S: 3 H: 0 LOB: 0 BB: 0 P: 3
R: 0 E: 0 K: 1 S: 6 H: 1 LOB: 1 BB: 0 P: 6
R: 0 E: 0 K: 2 S: 7 H: 0 LOB: 0 BB: 0 P: 7
R: 1 E: 0 K: 0 S: 5 H: 2 LOB: 2 BB: 1 P: 9
R: 0 E: 0 K: 0 S: 4 H: 0 LOB: 2 BB: 1 P: 8
R: 0 E: 0 K: 1 S: 5 H: 0 LOB: 0 BB: 0 P: 5
R: 0 E: 0 K: 2 S: 8 H: 1 LOB: 1 BB: 0 P: 8
R: 0 E: 0 K: 0 S: 4 H: 1 LOB: 1 BB: 0 P: 4
R: 0 E: 0 K: 1 S: 5 H: 0 LOB: 0 BB: 0 P: 5
R: 0 E: 0 K: 0 S: 3 H: 0 LOB: 0 BB: 0 P: 3
1B: 8 2B: 1 3B: 0 HR: 1 SF: 0 SAC: 2 DP: 0 HBP: 1
WP: 0 PB: 0 SB: 1 CS: 0 PA: 66
PITCHER IP WLS BF H R ER SO BB IBB HBP BLK WP HR S P ERA WHIP
Craig Swan, R (1, 1) ERA: 3.95 5.0 19 4 3 2 0 0 0 0 0 0 1 23 23 5.40 0.800
Rick Baldwin, R (6, 1) ERA: 4.23 0.2 5 1 1 1 0 1 0 1 0 0 0 3 8 13.50 3.000
Bob Apodaca, R (6, 1) ERA: 3.05 1.1 4 0 0 0 2 0 0 0 0 0 0 8 8 0.00 0.000
Skip Lockwood, R (8, 1) ERA: 3.73 3.0 10 1 0 0 3 0 0 0 0 0 0 16 16 0.00 0.333
Jackson Todd, R (11, 1) ERA: 4.43 5.0 22 4 1 1 3 1 1 0 0 0 0 26 34 1.80 1.000
PITCHER IP WLS BF H R ER SO BB IBB HBP BLK WP HR S P ERA WHIP
Paul Siebert, L (16, 1) ERA: 2.84 2.0 W 6 0 0 0 1 0 0 0 0 0 0 8 8 0.00 0.000
Montreal Expos @ New York Mets
Shea Stadium, Flushing, NY
Sat Jul 09 1977, 3:33 AM EDT
Att. 10,407 - Unknown

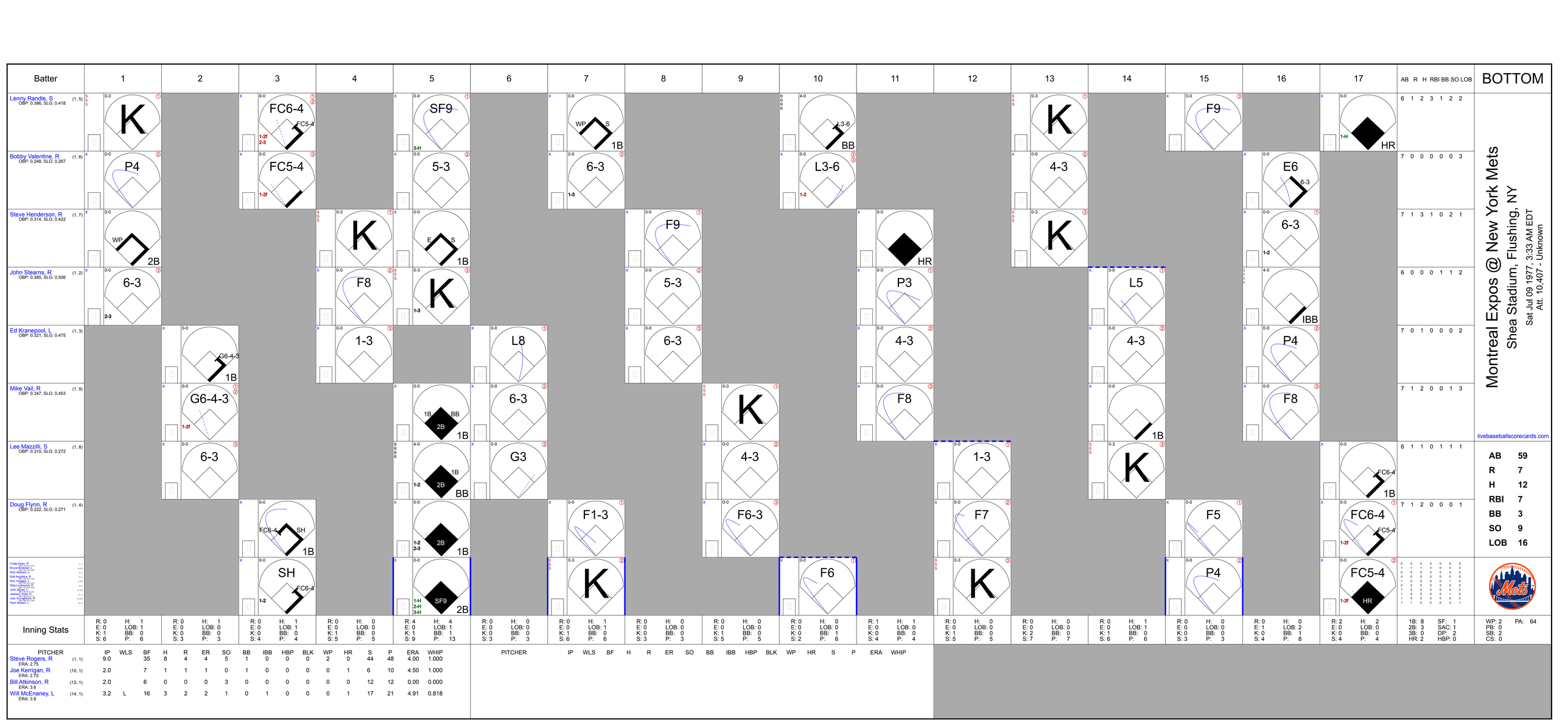
Batter
1
2
3
4
5
6
7
8
9
10
11
12
13
14
15
16
17
AB R H RBI BB SO LOB
BOTTOM
Lenny Randle, S (1, 5) OBP: 0.386, SLG: 0.418
Bobby Valentine, R (1, 6) OBP: 0.248, SLG: 0.267
Steve Henderson, R (1, 7) OBP: 0.314, SLG: 0.422
John Stearns, R (1, 2) OBP: 0.385, SLG: 0.506
Ed Kranepool, L (1, 3) OBP: 0.321, SLG: 0.475
Mike Vail, R (1, 9) OBP: 0.347, SLG: 0.453
Lee Mazzilli, S (1, 8) OBP: 0.310, SLG: 0.272
Doug Flynn, R (1, 4) OBP: 0.222, SLG: 0.271
Craig Swan, R
Bruce Boisclair, L
Rick Baldwin, L
Bob Apodaca, R
Ron Hodges, L
Skip Lockwood, R
John Milner, L
Jackson Todd, R
Joel Youngblood, R
Paul Siebert, L
Montreal Expos @ New York Mets
Shea Stadium, Flushing, NY
Sat Jul 09 1977, 3:33 AM EDT
Att. 10,407 - Unknown
livebaseballscorecards.com
AB 59
R 7
H 12
RBI 7
BB 3
SO 9
LOB 16
Inning Stats
PITCHER IP WLS BF H R ER SO BB IBB HBP BLK WP HR S P ERA WHIP
Steve Rogers, R (1, 1) ERA: 2.75 9.0 35 8 4 4 5 1 0 0 0 2 0 44 48 4.00 1.000
Joe Kerrigan, R (10, 1) ERA: 2.75 2.0 7 1 1 1 0 1 0 0 0 0 1 6 10 4.50 1.000
Bill Atkinson, R (12, 1) ERA: 3.6 2.0 6 0 0 0 3 0 0 0 0 0 0 12 12 0.00 0.000
Will McEnaney, L (14, 1) ERA: 3.8 3.2 L 16 3 2 2 1 0 1 0 0 0 1 17 21 4.91 0.818
1B: 8 2B: 3 3B: 0 HR: 2
SF: 1 SAC: 1 DP: 2 HBP: 0
WP: 2 PB: 0 SB: 2 CS: 0
PA: 64

Montreal Expos @ New York Mets

Shea Stadium, Flushing, NY

Sun Jul 10 1977, 3:33 AM EDT

Att. 14,503 - Unknown

TOP

livebaseballscorecards.com

Batter	1	2	3	4	5	6	7	8	9	AB	R	H	RBI	BB	SO	LOB
Dave Cash, R (1, 4) OBP: 0.340, SLG: 0.349	F9		F9			F6-3		K		4	0	0	0	0	1	2
Chris Speier, R (1, 6) OBP: 0.338, SLG: 0.333	F8			F9		F6-3		FC5-4 (1-2f)		4	0	0	0	0	0	2
Warren Cromartie, L (1, 7) OBP: 0.339, SLG: 0.426	5-3			F6-3			G3		1-3	4	0	0	0	0	0	0
Gary Carter, R (1, 2) OBP: 0.343, SLG: 0.492		K		F7			F6-3		5-3	4	0	0	0	0	1	0
Wayne Garrett, L (1, 5) OBP: 0.370, SLG: 0.356 Pepe Frias, R (9, PR) OBP: 0.138, SLG: 0.172		F7			F8		BB		1B	3 0	0 0	1 0	0 0	1 0	0 0	0 0
Andre Dawson, R (1, 8) OBP: 0.331, SLG: 0.500		1B			1-3		F8		F8	4	0	1	0	0	0	2
Del Unser, L (1, 3) OBP: 0.319, SLG: 0.460		1-3			HR			1B	1B	3	1	2	1	0	0	1
Sam Mejias, R (1, 9) OBP: 0.324, SLG: 0.656			5-3		F8			P7		3	0	0	0	0	0	1
Jackie Brown, R (1, 1) OBP: 0.121, SLG: 0.094 Jose Morales, R (8, PH) OBP: 0.205, SLG: 0.250 Pete Mackanin, R (8, PR) OBP: 0.289, SLG: 0.381 Bill Atkinson, L (8, 1) OBP: 0.250, SLG: 0.250			F9			P3		FC5-4 (1-2)		2 1 0 0	0 0 0 0	0 1 0 0	0 0 0 0	0 0 0 0	0 0 0 0	0 0 0 0

Inning Stats	1	2	3	4	5	6	7	8	9
	R: 0 E: 0 K: 0 S: 3	H: 0 LOB: 0 BB: 0 P: 3	R: 0 E: 0 K: 1 S: 6	H: 1 LOB: 1 BB: 0 P: 6	R: 0 E: 0 K: 0 S: 3	H: 0 LOB: 0 BB: 0 P: 3	R: 0 E: 0 K: 0 S: 3	H: 0 LOB: 0 BB: 0 P: 3	R: 1 E: 0 K: 0 S: 4	H: 1 LOB: 0 BB: 0 P: 4	R: 0 E: 0 K: 0 S: 3	H: 0 LOB: 1 BB: 1 P: 7	R: 0 E: 0 K: 1 S: 7	H: 2 LOB: 2 BB: 0 P: 7	R: 0 E: 0 K: 0 S: 4	H: 1 LOB: 1 BB: 0 P: 4

AB	32
R	1
H	5
RBI	1
BB	1
SO	2
LOB	8

PITCHER		IP	WLS	BF	H	R	ER	SO	BB	IBB	HBP	BLK	WP	HR	S	P	ERA	WHIP	PITCHER	IP	WLS	BF	H	R	ER	SO	BB	IBB	HBP	BLK	WP	HR	S	P	ERA	WHIP
Pat Zachry, R ERA: 4.73	(1, 1)	7.1	W	27	4	1	1	1	1	0	0	0	0	1	28	32	1.23	0.682																	
Skip Lockwood, R ERA: 3.61	(8, 1)	1.2	S	6	1	0	0	1	0	0	0	0	0	0	8	8	0.00	0.600																	

Batter	1	2	3	4	5	6	7	8	9	AB	R	H	RBI	BB	SO	LOB
Lenny Randle, S (1, 5) OBP: 0.384, SLG: 0.415	6-3		3-1			K		CS 1B		4	0	1	0	0	1	0
Felix Millan, R (1, 4) OBP: 0.241, SLG: 0.243	F3			6-3			P6	CS 1-2		3	0	0	0	0	0	0
Steve Henderson, R (1, 7) OBP: 0.315, SLG: 0.409	5-3			K			1B 2B BB			2	1	0	0	1	1	0
Bruce Boisclair, L (1, 8) OBP: 0.337, SLG: 0.400		1B 2B		3-1			1-3 2B 1B			3	1	2	0	0	0	0
Mike Vail, R (1, 9) OBP: 0.346, SLG: 0.458		5-3			F8		1-H 3-H 2B			3	0	1	2	0	0	1
Bobby Valentine, R (1, 3) OBP: 0.242, SLG: 0.259		6-3			6-3		F7			3	0	0	0	0	0	2
Jerry Grote, R (1, 2) OBP: 0.324, SLG: 0.301		2-H 1B			K		F8			3	0	1	0	0	1	1
Doug Flynn, R (1, 6) OBP: 0.213, SLG: 0.260			K			F9		F6-3		3	0	0	0	0	1	0
Pat Zachry, R (1, 1) OBP: 0.125, SLG: 0.097			6-3			F7		F8		2	0	0	0	0	0	0
Skip Lockwood, R (8, 1) OBP: 0.200, SLG: 0.200										1	0	0	0	0	0	0
Inning Stats	R: 0 E: 0 K: 0 S: 3 H: 0 LOB: 0 BB: 0 P: 3	R: 0 E: 0 K: 0 S: 4 H: 2 LOB: 2 BB: 0 P: 4	R: 0 E: 0 K: 1 S: 5 H: 0 LOB: 0 BB: 0 P: 5	R: 0 E: 0 K: 1 S: 5 H: 0 LOB: 0 BB: 0 P: 5	R: 0 E: 0 K: 1 S: 5 H: 0 LOB: 0 BB: 0 P: 5	R: 0 E: 0 K: 1 S: 5 H: 0 LOB: 0 BB: 0 P: 5	R: 2 E: 0 K: 0 S: 5 H: 2 LOB: 1 BB: 1 P: 9	R: 0 E: 0 K: 0 S: 3 H: 1 LOB: 0 BB: 0 P: 3		1B: 3 2B: 2 3B: 0 HR: 0	SF: 0 SAC: 0 DP: 0 HBP: 0						

BOTTOM

Montreal Expos @ New York Mets

Shea Stadium, Flushing, NY

Sun Jul 10 1977, 3:33 AM EDT

Att. 14,503 - Unknown

livebaseballscorecards.com

AB	27
R	2
H	5
RBI	2
BB	1
SO	4
LOB	4

WP: 0 PB: 0 SB: 0 CS: 1 PA: 29

PITCHER		IP	WLS	BF	H	R	ER	SO	BB	IBB	HBP	BLK	WP	HR	S	P	ERA	WHIP
Jackie Brown, R ERA: 3.34	(1, 1)	7.0	L	25	4	2	2	4	1	0	0	0	0	0	32	36	2.57	0.714
Bill Atkinson, R ERA: 3.51	(8, 1)	1.0		3	1	0	0	0	0	0	0	0	0	0	3	3	0.00	1.000

PITCHER	IP	WLS	BF	H	R	ER	SO	BB	IBB	HBP	BLK	WP	HR	S	P	ERA	WHIP

Batter	1	2	3	4	5	6	7	8	9	AB	R	H	RBI	BB	SO	LOB
Ivan De Jesus, R (1, 6) OBP: 0.323, SLG: 0.340	L7		K		K			F4		4	0	0	0	0	2	1
Jose Cardenal, R (1, 7) OBP: 0.315, SLG: 0.283	P7		K			F7		6-3		4	0	0	0	0	1	0
Larry Biittner, L (1, 3) OBP: 0.323, SLG: 0.404	L8			K		L7		L8		4	0	0	0	0	1	0
Bobby Murcer, L (1, 9) OBP: 0.364, SLG: 0.453		1B 1B		G3		K			PB 1B 1B	4	0	2	0	0	1	0
Jerry Morales, R (1, 8) OBP: 0.388, SLG: 0.505		1-3 1B		FC6-4 1B			K		F6	4	0	2	0	0	1	1
Steve Ontiveros, S (1, 5) OBP: 0.399, SLG: 0.420		K		FC6-4 1-2f			BB HR		1-2 PB 1B	3	1	1	0	1	1	3
Manny Trillo, R (1, 4) OBP: 0.362, SLG: 0.448		F6-4-3 IBB			F3		F4		K 1-2 2-3	3	0	0	0	1	1	3
George Mitterwald, R (1, 2) OBP: 0.319, SLG: 0.407 Bill Buckner, L (9, PH) OBP: 0.304, SLG: 0.379		F6-4-3 1-2			F7		HR 1-H		1-3	3 1	1 0	1 0	2 0	0 0	0 0	3 2
Rick Reuschel, R (1, 1) OBP: 0.200, SLG: 0.233 Bruce Sutter, R (8, 1) OBP: 0.167, SLG: 0.063			K		BB		K			2 0	0 0	0 0	0 0	1 0	2 0	0 0
Inning Stats	R: 0 E: 0 K: 0 S: 3 H: 0 LOB: 0 BB: 0 P: 3	R: 0 E: 0 K: 1 S: 6 H: 2 LOB: 2 BB: 1 P: 10	R: 0 E: 0 K: 3 S: 12 H: 0 LOB: 0 BB: 0 P: 14	R: 0 E: 0 K: 1 S: 9 H: 1 LOB: 1 BB: 0 P: 11	R: 0 E: 0 K: 1 S: 5 H: 0 LOB: 1 BB: 1 P: 9	R: 0 E: 0 K: 1 S: 5 H: 0 LOB: 0 BB: 0 P: 5	R: 2 E: 0 K: 2 S: 8 H: 1 LOB: 0 BB: 1 P: 12	R: 0 E: 0 K: 0 S: 6 H: 0 LOB: 0 BB: 0 P: 8	R: 0 E: 0 K: 1 S: 10 H: 2 LOB: 2 BB: 0 P: 11	1B: 5 2B: 0 3B: 0 HR: 1 SF: 0 SAC: 0 DP: 1 HBP: 0						

PITCHER	IP	WLS	BF	H	R	ER	SO	BB	IBB	HBP	BLK	WP	HR	S	P	ERA	WHIP
Jon Matlack, L (1, 1) ERA: 4.26	8.1	W	33	6	2	2	9	2	1	0	0	0	1	60	79	2.16	0.960
Skip Lockwood, R (9, 1) ERA: 3.57	0.2	S	2	0	0	0	1	0	0	0	0	0	0	4	4	0.00	0.000

PITCHER	IP	WLS	BF	H	R	ER	SO	BB	IBB	HBP	BLK	WP	HR	S	P	ERA	WHIP

TOP

Chicago Cubs @ New York Mets

Shea Stadium, Flushing, NY

Tue Jul 12 1977, 7:05 PM EDT

Att. 8,093 - Unknown - 75 F

livebaseballscorecards.com

AB	32
R	2
H	6
RBI	2
BB	3
SO	10
LOB	13

Batter	1	2	3	4	5	6	7	8	9	AB	R	H	RBI	BB	SO	LOB
Lenny Randle, S (1, 5) OBP: 0.390, SLG: 0.423	4-3			2B		BB		HR SH3-4 1B		3	1	2	0	1	0	0
Bobby Valentine, R (1, 6) (9, 3) OBP: 0.236, SLG: 0.252	6-3			K		K		SH3-4 1-2		3	0	0	0	0	2	1
Steve Henderson, R (1, 7) OBP: 0.312, SLG: 0.443	K			6-3		K		2-H HR		4	1	1	2	0	2	1
John Stearns, R (1, 2) OBP: 0.383, SLG: 0.500		L8			FC4-6 BB		K	F9		3	0	0	0	1	1	0
Bruce Boisclair, L (1, 3) OBP: 0.330, SLG: 0.390		6-3			FC4-6 FC5-4 1-2f		L8	K		4	0	0	0	0	1	1
Felix Millan, R (9, 4) OBP: 0.241, SLG: 0.243										0	0	0	0	0	0	0
Mike Vail, R (1, 9) OBP: 0.346, SLG: 0.462		5-3			FC5-4 2B 1-2f		1B 2B			3	2	1	0	0	0	1
Lee Mazzilli, S (1, 8) OBP: 0.313, SLG: 0.280			K		2B 1-H		1B 2-H			3	0	2	2	0	1	0
Doug Flynn, R (1, 4) (9, 6) OBP: 0.218, SLG: 0.263			F5-3		K		1B 1-3			3	0	1	0	0	1	1
Jon Matlack, L (1, 1) OBP: 0.171, SLG: 0.083			K			K	1-3			3	0	0	0	0	2	2
Skip Lockwood, R (9, 1) OBP: 0.200, SLG: 0.200										0	0	0	0	0	0	0
Inning Stats	R: 0 E: 0 K: 1 S: 5 H: 0 LOB: 0 BB: 0 P: 5	R: 0 E: 0 K: 0 S: 3 H: 0 LOB: 0 BB: 0 P: 3	R: 0 E: 0 K: 2 S: 8 H: 0 LOB: 0 BB: 0 P: 10	R: 0 E: 0 K: 1 S: 8 H: 1 LOB: 0 BB: 0 P: 10	R: 1 E: 0 K: 1 S: 6 H: 1 LOB: 1 BB: 1 P: 10	R: 0 E: 0 K: 3 S: 10 H: 0 LOB: 1 BB: 1 P: 15	R: 1 E: 0 K: 1 S: 8 H: 3 LOB: 2 BB: 0 P: 8	R: 2 E: 0 K: 1 S: 7 H: 2 LOB: 0 BB: 0 P: 7		1B: 3 2B: 3 3B: 0 HR: 1 SF: 0 SAC: 1 DP: 0 HBP: 0						

PITCHER		IP	WLS	BF	H	R	ER	SO	BB	IBB	HBP	BLK	WP	HR	S	P	ERA	WHIP
Rick Reuschel, R ERA: 2.17	(1, 1)	7.0	L	28	6	3	3	9	2	0	0	0	0	0	49	62	3.86	1.143
Bruce Sutter, R ERA: 1.15	(8, 1)	1.0		4	1	1	1	1	0	0	0	0	0	1	6	6	9.00	1.000

PITCHER	IP	WLS	BF	H	R	ER	SO	BB	IBB	HBP	BLK	WP	HR	S	P	ERA	WHIP

BOTTOM

Chicago Cubs @ New York Mets

Shea Stadium, Flushing, NY

Tue Jul 12 1977, 7:05 PM EDT

Att. 8,093 - Unknown - 75 F

livebaseballscorecards.com

AB	29
R	4
H	7
RBI	4
BB	2
SO	10
LOB	7

WP: 0 PA: 32
PB: 0
SB: 0
CS: 0

Pittsburgh Pirates @ New York Mets

Shea Stadium, Flushing, NY

Fri Jul 15 1977, 7:05 PM EDT

Unknown

TOP

livebaseballscorecards.com

Batter	1	2	3	4	5	6	7	8	9	AB	R	H	RBI	BB	SO	LOB
Phil Garner, R (1, 5) OBP: 0.320, SLG: 0.457	K		L5		FC1-6 BB		1-3 2B		G3 SF7 2B	4	1	2	0	1	1	0
Ed Ott, L (1, 2) OBP: 0.364, SLG: 0.406	F6-3 1B			2B SF8 BB	F7		3-1		G3 2-3	4	1	1	0	1	0	4
Dave Parker, L (1, 9) OBP: 0.383, SLG: 0.556	F6-3 1-2			1B 1-3 E 2B	FC1-6 1-2f			S 2B 1B	SF7 3-H	4	2	2	1	0	0	2
Bill Robinson, R (1, 7) OBP: 0.359, SLG: 0.511 Omar Moreno, L (8, PR) OBP: 0.300, SLG: 0.348 (8, 8)		K		E BB		5-3		1-H 1B 2B	BB	3 0	0 1	1 0	1 0	1 0	1 0	0 0
Al Oliver, L (1, 8) OBP: 0.326, SLG: 0.463 (8, 7)		F7		SF8 3-H		4-3		F9	F8	4	0	0	1	0	0	2
Willie Stargell, L (1, 3) OBP: 0.381, SLG: 0.536		K		F5		K		FC5-4 WP 2-H 1B		4	1	1	1	0	2	2
Rennie Stennett, R (1, 4) OBP: 0.376, SLG: 0.433			SF8 3B	E6 1-3 2-H 1B			P8	FC5-4 IBB		3	1	2	0	1	0	0
Frank Taveras, R (1, 6) OBP: 0.296, SLG: 0.280			SF8 3-H	K			F6-3	FC5-4 WP 1-2f 2-3		3	0	0	1	0	1	4
Jim Rooker, R (1, 1) OBP: 0.237, SLG: 0.171			K	F6-3			2B 1B	K 1-2 3-H		4	0	1	0	0	2	2

	AB	33
	R	7
	H	10
	RBI	5
	BB	5
	SO	7
	LOB	16

Inning Stats	1	2	3	4	5	6	7	8	9
	R: 0 E: 0 K: 1 S: 5	R: 0 E: 0 K: 2 S: 7	R: 1 E: 0 K: 1 S: 6	R: 2 E: 1 K: 1 S: 7	R: 0 E: 0 K: 0 S: 3	R: 0 E: 0 K: 1 S: 5	R: 0 E: 0 K: 0 S: 5	R: 3 E: 0 K: 1 S: 8	R: 1 E: 0 K: 0 S: 4
	H: 1 LOB: 0 BB: 0 P: 5	H: 0 LOB: 0 BB: 0 P: 7	H: 1 LOB: 0 BB: 0 P: 6	H: 2 LOB: 2 BB: 2 P: 15	H: 0 LOB: 1 BB: 1 P: 7	H: 0 LOB: 0 BB: 0 P: 5	H: 2 LOB: 2 BB: 0 P: 5	H: 3 LOB: 1 BB: 1 P: 12	H: 1 LOB: 1 BB: 1 P: 8

	1B: 5	SF: 3	WP: 1	PA: 41
	2B: 4	SAC: 0	PB: 0	
	3B: 1	DP: 1	SB: 1	
	HR: 0	HBP: 0	CS: 0	

PITCHER		IP	WLS	BF	H	R	ER	SO	BB	IBB	HBP	BLK	WP	HR	S	P	ERA	WHIP
Pat Zachry, R ERA: 4.68	(1, 1)	5.0	L	21	4	3	2	5	3	0	0	0	0	0	28	40	3.60	1.400
Jackson Todd, R ERA: 4.63	(6, 1)	2.0		10	4	2	2	1	0	0	0	0	0	0	12	12	9.00	2.000
Paul Siebert, L ERA: 3.68	(8, 1)	1.0		5	1	1	1	1	0	1	0	0	1	0	6	10	9.00	1.000
Rick Baldwin, R ERA: 4.4	(9, 1)	1.0		5	1	1	1	0	1	0	0	0	0	0	4	8	9.00	2.000

PITCHER	IP	WLS	BF	H	R	ER	SO	BB	IBB	HBP	BLK	WP	HR	S	P	ERA	WHIP

Pittsburgh Pirates @ New York Mets

Shea Stadium, Flushing, NY

Fri Jul 15 1977, 7:05 PM EDT

Unknown

livebaseballscorecards.com

BOTTOM

Batter	1	2	3	4	5	6	7	8	9	AB	R	H	RBI	BB	SO	LOB
Lenny Randle, S (1, 4) OBP: 0.386, SLG: 0.423	BBBB 4-0 CS BB			x 0-0 ① 4-3	x 0-0 ② F9			SSS 0-3 ① K		3	0	0	0	1	1	4
Bobby Valentine, R (1, 3) OBP: 0.227, SLG: 0.241	x 0-0 ① F8 1-1			x 0-0 ② 6-3	SSS 0-3 ③ K			x 0-0 ② 4-3 1-2		3	0	0	0	0	1	4
Jackson Todd, R (6, 1) OBP: 0.200, SLG: 0.111										0	0	0	0	0	0	0
Paul Siebert, L (8, 1)										0	0	0	0	0	0	0
Bruce Boisclair, L (8, PH) OBP: 0.331, SLG: 0.390										1	0	0	0	0	0	1
Rick Baldwin, L (9, 1)										0	0	0	0	0	0	0
Steve Henderson, R (1, 7) OBP: 0.318, SLG: 0.421	SSS 0-3 ②③ K 1-2			BBBB 4-0 BB		x 0-0 ① 4-3		BBBB 4-0 BB		2	0	0	0	2	1	1
Mike Vail, R (1, 9) OBP: 0.346, SLG: 0.477		x 0-0 G4-3 1B		x 0-0 ③ F9		x 0-0 ② F7		x 0-0 ③ F9		4	0	1	0	0	0	3
Joel Youngblood, R (1, 5) OBP: 0.286, SLG: 0.255		x 0-0 ① L5			BBBB 4-0 1B SF9 BB	SSS 0-3 ③ K			x 0-0 ① F7	3	1	0	0	1	1	1
Jerry Grote, R (1, 2) OBP: 0.321, SLG: 0.299		x 0-0 ②③ G4-3 1-2f			x 0-0 SF9 BB 1-3 1B		x 0-0 ① F9		x 0-0 ② F9	4	0	1	0	0	0	1
Lee Mazzilli, S (1, 8) OBP: 0.309, SLG: 0.274			x 0-0 ① 5-3		BBBB 4-0 SF9 1-2 BB		x 0-0 ② P4		x 0-0 ③ F8	3	0	0	0	1	0	0
Doug Flynn, R (1, 6) OBP: 0.202, SLG: 0.247			x 0-0 ② F6-3		x 0-0 ① SF9 1-2 2-3 3-H		x 0-0 ③ F3			2	0	0	1	0	0	0
Pat Zachry, R (1, 1) OBP: 0.121, SLG: 0.094			x 0-0 ③ G3	BBBB 4-0 BB				x 0-0 4-3 1B		1	0	0	0	0	0	0
John Stearns, R (5, PH) (6, 3) OBP: 0.386, SLG: 0.498										1	0	1	0	1	0	0

	AB	27
	R	1
	H	3
	RBI	1
	BB	6
	SO	4
	LOB	15

Inning Stats	1	2	3	4	5	6	7	8	9	1B: 3	SF: 1	WP: 0	PA: 34
	R: 0 H: 0 E: 1 LOB: 0 K: 1 BB: 1 S: 4 P: 8	R: 0 H: 1 E: 0 LOB: 0 K: 0 BB: 0 S: 3 P: 3	R: 0 H: 0 E: 0 LOB: 0 K: 0 BB: 0 S: 3 P: 3	R: 0 H: 0 E: 0 LOB: 1 K: 0 BB: 1 S: 3 P: 7	R: 1 H: 1 E: 0 LOB: 3 K: 1 BB: 3 S: 6 P: 18	R: 0 H: 0 E: 0 LOB: 0 K: 1 BB: 0 S: 5 P: 5	R: 0 H: 0 E: 0 LOB: 0 K: 0 BB: 0 S: 3 P: 3	R: 0 H: 1 E: 0 LOB: 2 K: 1 BB: 1 S: 6 P: 10	R: 0 H: 0 E: 0 LOB: 0 K: 0 BB: 0 S: 3 P: 3	2B: 0 SAC: 0 3B: 0 DP: 1 HR: 0 HBP: 0		PB: 0 SB: 0 CS: 1	

PITCHER		IP	WLS	BF	H	R	ER	SO	BB	IBB	HBP	BLK	WP	HR	S	P	ERA	WHIP
Jim Rooker, L ERA: 3.82	(1, 1)	9.0	W	34	3	1	1	4	6	0	0	0	0	0	36	60	1.00	1.000

PITCHER	IP	WLS	BF	H	R	ER	SO	BB	IBB	HBP	BLK	WP	HR	S	P	ERA	WHIP

Batter	1	2	3	4	5	6	7	8	9	AB	R	H	RBI	BB	SO	LOB
Phil Garner, R (1, 5) (6, 6) OBP: 0.317, SLG: 0.452	4-3			P8		K		FC6-4 1-2f		4	0	0	0	0	1	1
Rennie Stennett, R (1, 4) OBP: 0.374, SLG: 0.430	K			CS 1B			E4 4-3 WP		F7	4	0	1	0	0	1	0
Dave Parker, L (1, 9) OBP: 0.381, SLG: 0.555	K			F6 1-2			1-3 1-2		2B	4	0	1	0	0	1	2
Al Oliver, L (1, 8) (6, 7) OBP: 0.325, SLG: 0.461		F6-4-3 1B			F7		4-3 2-3		P3	4	0	1	0	0	0	2
Bill Robinson, R (1, 7) (6, 5) OBP: 0.355, SLG: 0.504		F6-4-3 1-2			F6-3		K		F8	3	0	0	0	0	1	2
Ed Ott, L (9, PH) OBP: 0.362, SLG: 0.403										1	0	0	0	0	0	1
Jim Fregosi, R (1, 3) OBP: 0.407, SLG: 0.521		F3			BB			F8		2	0	0	0	1	0	0
Duffy Dyer, R (1, 2) OBP: 0.398, SLG: 0.356			K		F8			E9 1B		3	1	0	0	0	1	1
Mario Mendoza, R (1, 6) OBP: 0.212, SLG: 0.273			F6-3			K		P7		1	0	0	0	0	0	0
Omar Moreno, L (6, PH) (6, 8) OBP: 0.298, SLG: 0.345										2	0	0	0	0	1	1
Jerry Reuss, L (1, 1) OBP: 0.320, SLG: 0.293			K			4-3		FC6-4 3-H 1B		1	0	0	0	0	1	0
Odell Jones, R (3, 1) OBP: 0.250, SLG: 0.250										0	0	0	0	0	0	0
Jerry Hairston, S (6, PH) OBP: 0.360, SLG: 0.386										1	0	0	0	0	0	0
Larry Demery, R (6, 1) OBP: 0.200, SLG: 0.333										0	0	0	0	0	0	0
Grant Jackson, S (7, 1) OBP: 0.333, SLG: 0.500										0	0	0	0	0	0	0
Fernando Gonzalez, R (7, 5) OBP: 0.311, SLG: 0.482										1	0	1	1	0	0	0

TOP

Pittsburgh Pirates @ New York Mets

Shea Stadium, Flushing, NY

Fri Jul 15 1977, 7:05 PM EDT

Att. 20,219 - Unknown

livebaseballscorecards.com

AB	31
R	1
H	4
RBI	1
BB	1
SO	7
LOB	10

Inning Stats	1	2	3	4	5	6	7	8	9
	R: 0 E: 0 K: 2 S: 7	H: 0 LOB: 0 BB: 0 P: 7	R: 0 E: 0 K: 0 S: 3	H: 1 LOB: 0 BB: 0 P: 3	R: 0 E: 0 K: 2 S: 7	H: 0 LOB: 0 BB: 0 P: 7	R: 0 E: 0 K: 0 S: 3	H: 1 LOB: 0 BB: 0 P: 3	R: 0 E: 0 K: 0 S: 3	H: 0 LOB: 1 BB: 1 P: 7	R: 0 E: 0 K: 2 S: 7	H: 0 LOB: 0 BB: 0 P: 7	R: 0 E: 1 K: 1 S: 6	H: 0 LOB: 1 BB: 0 P: 6	R: 1 E: 1 K: 0 S: 5	H: 1 LOB: 1 BB: 0 P: 5	R: 0 E: 0 K: 0 S: 4	H: 1 LOB: 1 BB: 0 P: 4

| | | | | | | | | | |

Pittsburgh Pirates @ New York Mets

Shea Stadium, Flushing, NY

Fri Jul 15 1977, 7:05 PM EDT

Att. 20,219 - Unknown

livebaseballscorecards.com

BOTTOM

Batter	1	2	3	4	5	6	7	8	9	AB	R	H	RBI	BB	SO	LOB
Lenny Randle, S (1, 5) OBP: 0.386, SLG: 0.420	0-0 ① 4-3		0-0 ① F7	0-0 CS 1B			4-0 BBBB WP E BB	0-0 ③ 5-3		4	1	1	0	1	0	0
Felix Millan, R (1, 4) OBP: 0.246, SLG: 0.261	0-0 FC5-4 1B		0-0 HR	0-0 ②③ F8 1-2			0-0 E1 1B 1-H			4	2	2	1	0	0	1
Steve Henderson, R (1, 7) OBP: 0.326, SLG: 0.425 Bruce Boisclair, L (7, PR) OBP: 0.331, SLG: 0.390 (8, 7)	0-0 ② FC5-4 1B 1-2f		0-0 1B WP 1B 1B		0-3 ① SSS K		0-0 BB 1B 1B 2-H			4 0	1 0	2 0	1 0	0 0	1 0	1 0
Mike Vail, R (1, 9) OBP: 0.361, SLG: 0.510	0-0 ③ 1B 1-3		0-0 FC5-4 1B 1B 1-3		0-0 HR		0-0 BB 1B 1-2			4	2	4	1	0	0	0
John Stearns, R (1, 2) OBP: 0.387, SLG: 0.496		0-0 ① P3	0-0 FC5-4 1-2 3-H 1B		0-3 ② SSS K		4-0 BBBB G5-4-3 1-2 2-3 BB			3	0	1	1	1	1	0
Lee Mazzilli, S (1, 8) OBP: 0.309, SLG: 0.274		0-0 F8 BB 1B	0-0 ② FC5-4 1B 1-2f 2-3		0-0 ③ F4		0-3 ① SSS K			4	0	1	0	0	1	5
Bobby Valentine, R (1, 3) OBP: 0.235, SLG: 0.244		4-0 BBBB 1-2 BB	0-0 FC6-4 1-2 3-H 1B			0-0 ① F8	0-0 ②③ G5-4-3 1-2f			3	0	1	1	1	0	3
Doug Flynn, R (1, 6) OBP: 0.193, SLG: 0.235		0-0 ② F8 2-3	0-0 ③ FC6-4 1-2f			0-0 ② F6-3		0-0 ① F6-3		4	0	0	0	0	0	4
Nino Espinosa, R (1, 1) OBP: 0.161, SLG: 0.138		0-0 ③ 6-3		0-0 ① 6-3		0-0 ③ 6-3		0-0 ② F8		4	0	0	0	0	0	2
Inning Stats	R: 0 E: 0 K: 0 S: 4 H: 2 LOB: 2 BB: 0 P: 4	R: 0 E: 0 K: 0 S: 4 H: 1 LOB: 2 BB: 1 P: 8	R: 3 E: 0 K: 0 S: 8 H: 5 LOB: 2 BB: 0 P: 8	R: 0 E: 0 K: 0 S: 3 H: 1 LOB: 0 BB: 0 P: 3	R: 1 E: 0 K: 2 S: 8 H: 1 LOB: 0 BB: 0 P: 8	R: 0 E: 0 K: 0 S: 3 H: 0 LOB: 0 BB: 0 P: 3	R: 2 E: 1 K: 1 S: 7 H: 2 LOB: 3 BB: 2 P: 15	R: 0 E: 0 K: 0 S: 3 H: 0 LOB: 0 BB: 0 P: 3		1B: 10 2B: 0 3B: 0 HR: 2		SF: 0 SAC: 0 DP: 1 HBP: 0		WP: 2 PB: 0 SB: 0 CS: 1		PA: 37

	AB	34
	R	6
	H	12
	RBI	5
	BB	3
	SO	3
	LOB	16

PITCHER		IP	WLS	BF	H	R	ER	SO	BB	IBB	HBP	BLK	WP	HR	S	P	ERA	WHIP
Jerry Reuss, L ERA: 4.18	(1, 1)	2.2	L	16	8	3	3	0	1	0	0	0	1	1	15	19	10.12	3.375
Odell Jones, R ERA: 5.28	(3, 1)	2.1		8	2	1	1	2	0	0	0	0	0	1	12	12	3.86	0.857
Larry Demery, R ERA: 5.73	(6, 1)	1.0		8	2	2	1	0	2	0	0	0	1	0	6	14	9.00	4.000
Grant Jackson, L ERA: 4.93	(7, 1)	2.0		5	0	0	0	1	0	0	0	0	0	0	7	7	0.00	0.000

PITCHER	IP	WLS	BF	H	R	ER	SO	BB	IBB	HBP	BLK	WP	HR	S	P	ERA	WHIP

Batter	1	2	3	4	5	6	7	8	9	AB	R	H	RBI	BB	SO	LOB
Phil Garner, R (1, 5) OBP: 0.319, SLG: 0.455	x 0-0 ① P9		x 0-0 2B		x 0-0 1B			x 0-0 ① 4-3		4	0	2	0	0	0	0
Ed Ott, L (1, 2) OBP: 0.353, SLG: 0.392	x 0-0 ② L1		x 0-0 ③ F6-3		x 0-0 ③ G3			x 0-0 ② 1-3		4	0	0	0	0	0	2
Dave Parker, L (1, 9) OBP: 0.380, SLG: 0.554	x 0-0 ③ 4-3			x 0-0 ① 4-3		x 0-0 4-3 SF9 2B		x 0-0 ③ L7		4	1	1	0	0	0	0
Al Oliver, L (1, 8) OBP: 0.324, SLG: 0.458		x 0-0 ① 4-3		x 0-0 4-3 HR 1B		x 0-0 ① 4-3 2-3			x 0-0 ① F7	4	1	1	0	0	0	1
Bill Robinson, R (1, 7) OBP: 0.349, SLG: 0.498		S S S 0-3 ② K		x 0-0 ② 4-3 1-2		x 0-0 ② SF9 3-H			x 0-0 ② F7	3	0	0	1	0	1	1
Willie Stargell, L (1, 3) OBP: 0.383, SLG: 0.548		B B B B 4-0 BB		x 0-0 2-H HR		S S S 0-3 ③ K			S S S 0-3 ③ K	3	1	1	2	1	2	0
Rennie Stennett, R (1, 4) OBP: 0.374, SLG: 0.428		x 0-0 ③ 4-3		B B B B 4-0 CS BB			x 0-0 ① F8			2	0	0	0	1	0	1
Mario Mendoza, R (1, 6) OBP: 0.194, SLG: 0.250			x 0-0 ① F2	0-0 ③ F 1-2	x 0-0 ① F8		x 0-0 ② F9			4	0	0	0	0	0	1
Bruce Kison, R (1, 1) OBP: 0.238, SLG: 0.317 Rich Gossage, R (7, 1) OBP: 0.214, SLG: 0.286			x 0-0 ② 5-3		S S S 0-3 ② K		x 0-0 ③ 5-3			3 0	0 0	0 0	0 0	0 0	1 0	0 0
Inning Stats	R: 0 E: 0 K: 0 S: 3 H: 0 LOB: 0 BB: 0 P: 3	R: 0 E: 0 K: 1 S: 5 H: 0 LOB: 1 BB: 1 P: 9	R: 0 E: 0 K: 0 S: 4 H: 1 LOB: 1 BB: 0 P: 4	R: 2 E: 0 K: 0 S: 4 H: 2 LOB: 0 BB: 1 P: 8	R: 0 E: 0 K: 1 S: 6 H: 1 LOB: 1 BB: 0 P: 6	R: 1 E: 0 K: 1 S: 6 H: 1 LOB: 0 BB: 0 P: 6	R: 0 E: 0 K: 0 S: 3 H: 0 LOB: 0 BB: 0 P: 3	R: 0 E: 0 K: 0 S: 3 H: 0 LOB: 0 BB: 0 P: 3	R: 0 E: 0 K: 1 S: 5 H: 0 LOB: 0 BB: 0 P: 5	1B: 2 2B: 2 3B: 0 HR: 1 SF: 1 SAC: 0 DP: 0 HBP: 0						

PITCHER		IP	WLS	BF	H	R	ER	SO	BB	IBB	HBP	BLK	WP	HR	S	P	ERA	WHIP
Craig Swan, R ERA: 3.95	(1, 1)	7.0	W	28	5	3	3	3	2	0	0	0	0	1	31	39	3.86	1.000
Bob Apodaca, R ERA: 2.91	(8, 1)	2.0	S	6	0	0	0	1	0	0	0	0	0	0	8	8	0.00	0.000

PITCHER		IP	WLS	BF	H	R	ER	SO	BB	IBB	HBP	BLK	WP	HR	S	P	ERA	WHIP

TOP

Pittsburgh Pirates @ New York Mets

Shea Stadium, Flushing, NY

Sat Jul 16 1977, 3:33 AM EDT

Att. 24,445 - Unknown

livebaseballscorecards.com

AB	31
R	3
H	5
RBI	3
BB	2
SO	4
LOB	6

BOTTOM

Pittsburgh Pirates @ New York Mets

Shea Stadium, Flushing, NY

Sat Jul 16 1977, 3:33 AM EDT

Att. 24,445 - Unknown

Batter	1	2	3	4	5	6	7	8	9	AB	R	H	RBI	BB	SO	LOB
Lenny Randle, S (1, 5) OBP: 0.388, SLG: 0.419	0-0 ① 3-1		0-3 ② K		4-0 S 2B BB		0-0 FC4-6 1B			3	1	1	0	1	1	1
Felix Millan, R (1, 4) OBP: 0.250, SLG: 0.262	0-0 PO 1B 1B		1-0 1-2 HBP		0-0 ② F8 1-2		0-0 ② FC4-6 1-2f HR			3	1	1	0	0	0	2
Steve Henderson, R (1, 7) OBP: 0.344, SLG: 0.488	0-0 1-2 1B		0-3 ③ K		0-0 2-H 2B		0-0 1-H HR			4	1	3	3	0	1	2
Mike Vail, R (1, 9) OBP: 0.353, SLG: 0.497	0-0 ② P6			0-0 ① F8	0-3 ③ K		0-3 ③ K			4	0	0	0	0	2	3
Ed Kranepool, L (1, 3) OBP: 0.330, SLG: 0.493 Bud Harrelson, S (8, PR) OBP: 0.256, SLG: 0.228 Bobby Valentine, R (9, 3) OBP: 0.235, SLG: 0.244	0-0 ③ PO 2-3	0-0 ① F7		0-0 HR		0-0 G3 1B		4-0 CS BB BB		3 0 0	1 0 0	2 0 0	1 0 0	1 0 0	0 0 0	0 0 0
John Stearns, R (1, 2) OBP: 0.385, SLG: 0.490		0-0 ② F9		0-0 ② 6-3		0-3 ① K		4-0 CS E 1-2 BB		3	1	0	0	1	1	1
Lee Mazzilli, S (1, 8) OBP: 0.308, SLG: 0.277		0-0 ③ 4-3		0-0 2B		0-0 ② G3 1-2		0-0 ① E3 CS 1-H 2-3		4	0	1	0	0	0	2
Doug Flynn, R (1, 6) OBP: 0.185, SLG: 0.225			0-0 ① F5-3	0-0 ③ F8		0-3 ③ K		0-0 ② F9		4	0	0	0	0	1	3
Craig Swan, R (1, 1) OBP: 0.148, SLG: 0.148 Ron Hodges, L (7, PH) OBP: 0.308, SLG: 0.316 Bob Apodaca, R (8, 1) OBP: 1.000, SLG: 1.000			0-0 HBP 1B		0-0 ① F9		0-0 ① 6-3	0-0 ③ CS 1-2		2 1 0	0 0 0	1 0 0	0 0 0	0 0 0	0 0 0	0 0 0
Inning Stats	R: 0 E: 0 K: 0 S: 4 H: 2 LOB: 1 BB: 0 P: 4	R: 0 E: 0 K: 0 S: 3 H: 0 LOB: 0 BB: 0 P: 3	R: 0 E: 0 K: 2 S: 8 H: 1 LOB: 2 BB: 0 P: 9	R: 1 E: 0 K: 0 S: 5 H: 2 LOB: 1 BB: 0 P: 5	R: 1 E: 0 K: 1 S: 6 H: 1 LOB: 1 BB: 1 P: 10	R: 0 E: 0 K: 2 S: 8 H: 1 LOB: 1 BB: 0 P: 8	R: 2 E: 0 K: 1 S: 7 H: 2 LOB: 0 BB: 0 P: 7	R: 1 E: 1 K: 0 S: 2 H: 0 LOB: 1 BB: 2 P: 10		1B: 5 2B: 2 3B: 0 HR: 2	SF: 0 SAC: 0 DP: 0 HBP: 1			WP: 0 PB: 0 SB: 1 CS: 3		PA: 37	

livebaseballscorecards.com

AB	31
R	5
H	9
RBI	4
BB	3
SO	6
LOB	14

PITCHER	IP	WLS	BF	H	R	ER	SO	BB	IBB	HBP	BLK	WP	HR	S	P	ERA	WHIP
Bruce Kison, R (1, 1) ERA: 4.83	6.1		28	8	3	3	5	1	0	1	0	0	1	36	41	4.26	1.421
Rich Gossage, R (7, 1) ERA: 1.68	1.2	L	7	1	2	1	1	2	0	0	0	0	1	7	15	5.40	1.800

PITCHER	IP	WLS	BF	H	R	ER	SO	BB	IBB	HBP	BLK	WP	HR	S	P	ERA	WHIP

Pittsburgh Pirates @ New York Mets

Shea Stadium, Flushing, NY

Sun Jul 17 1977, 3:33 AM EDT

Unknown

TOP

livebaseballscorecards.com

Batter	1	2	3	4	5	6	7	8	9	AB	R	H	RBI	BB	SO	LOB
Phil Garner, R (1, 5) OBP: 0.315, SLG: 0.450	F5		F6-3 2-3 3-H		F8			F6 S		4	0	0	1	0	0	2
Rennie Stennett, R (1, 4) OBP: 0.375, SLG: 0.427	F6-3		1B 3-H		F7			BB 1-2		3	0	1	1	1	0	1
Dave Parker, L (1, 9) OBP: 0.376, SLG: 0.548	K		F9			F6		K		4	0	0	0	0	2	3
Bill Robinson, R (1, 7) (7, 3) OBP: 0.348, SLG: 0.506		K		HR		F3		F9		4	1	1	1	0	1	2
Al Oliver, L (1, 8) (7, 7) OBP: 0.323, SLG: 0.456		F9		1B CS		3-1			F6	4	0	1	0	0	0	0
Jim Fregosi, R (1, 3) OBP: 0.398, SLG: 0.507 Omar Moreno, L (7, PH) (7, 8) OBP: 0.295, SLG: 0.342		F9		K 1-2			K		G3	2 2	0 0	0 0	0 0	0 0	1 1	1 0
Duffy Dyer, R (1, 2) OBP: 0.395, SLG: 0.349			BB SH5-4 F6-3 1B	K			4-3		4-3	3	1	0	0	1	1	0
Mario Mendoza, R (1, 6) OBP: 0.231, SLG: 0.282			1B F6-3 SH5-4 1-2		1B SH5-4		F7			3	1	2	0	0	0	0
John Candelaria, L (1, 1) OBP: 0.205, SLG: 0.190 Kent Tekulve, R (6, 1) OBP: 0.286, SLG: 0.286 Rich Gossage, R (8, 1) OBP: 0.214, SLG: 0.286			SH5-4 1-2 2-3		SH5-4 1-2			K		0 1 0	0 0 0	0 0 0	0 0 0	0 0 0	0 1 0	0 0 0

	AB	30
	R	3
	H	5
	RBI	3
	BB	2
	SO	7
	LOB	9

Inning Stats	1	2	3	4	5	6	7	8	9	1B: 4	SF: 0	WP: 0	PA: 34
R:	0	0	2	1	0	0	0	0	0	2B: 1	SAC: 2	PB: 0	
E:	0	0	0	0	0	0	0	1	0	3B: 0	DP: 1	SB: 1	
K:	1	1	0	2	0	0	1	2	0	HR: 1	HBP: 0	CS: 1	
S:	5	5	5	8	4	3	5	8	3				
H:	0	0	2	2	1	0	0	0	0				
LOB:	0	0	1	0	1	0	0	2	0				
BB:	0	0	1	0	0	0	0	1	0				
P:	5	5	9	8	4	3	5	12	3				

PITCHER		IP	WLS	BF	H	R	ER	SO	BB	IBB	HBP	BLK	WP	HR	S	P	ERA	WHIP
Jon Matlack, L ERA: 4.27	(1, 1)	6.0	L	23	5	3	3	4	1	0	0	0	0	1	30	34	4.50	1.000
Jackson Todd, R ERA: 4.5	(7, 1)	1.1		6	0	0	0	2	1	0	0	0	0	0	9	13	0.00	0.750
Paul Siebert, L ERA: 3.0	(8, 1)	1.2		5	0	0	0	1	0	0	0	0	0	0	7	7	0.00	0.000

PITCHER		IP	WLS	BF	H	R	ER	SO	BB	IBB	HBP	BLK	WP	HR	S	P	ERA	WHIP

Pittsburgh Pirates @ New York Mets

Shea Stadium, Flushing, NY

Sun Jul 17 1977, 3:33 AM EDT

Unknown

BOTTOM

livebaseballscorecards.com

Batter	1	2	3	4	5	6	7	8	9	AB	R	H	RBI	BB	SO	LOB
Lenny Randle, S (1, 5) OBP: 0.386, SLG: 0.416	F3			CS 1B		FC5-4 FC6-4 1-2f		G6-4-3 1-2f 2-3		4	0	1	0	0	0	3
Felix Millan, R (1, 4) OBP: 0.246, SLG: 0.258	F8			F5 1-3		FC6-4 1-2f		4-3		4	0	0	0	0	0	3
Steve Henderson, R (1, 7) OBP: 0.340, SLG: 0.471	P6			L4		K			BB	3	0	0	0	1	1	2
Mike Vail, R (1, 9) OBP: 0.351, SLG: 0.491		CS 1B		K			5-3		K	4	0	1	0	0	2	2
John Stearns, R (1, 2) OBP: 0.387, SLG: 0.488		CS BB 1-2			1B		6-3		K	3	0	1	0	1	1	1
Bobby Valentine, R (1, 3) OBP: 0.230, SLG: 0.238 Paul Siebert, L (8, 1) Ed Kranepool, L (9, PH) OBP: 0.329, SLG: 0.490		6-3 1-2			F9		1-3		F7	3 0 1	0 0 0	0 0 0	0 0 0	0 0 0	0 0 0	2 0 1
Lee Mazzilli, S (1, 8) OBP: 0.308, SLG: 0.288			F9		F5			HR		3	1	1	1	0	0	1
Doug Flynn, R (1, 6) OBP: 0.189, SLG: 0.228			F9		F9			G6-4-3 1B 1B		3	0	1	0	0	0	1
Jon Matlack, L (1, 1) OBP: 0.167, SLG: 0.081 Joel Youngblood, R (6, PH) OBP: 0.297, SLG: 0.255 Jackson Todd, R (7, 1) OBP: 0.200, SLG: 0.111 Bruce Boisclair, L (8, 3) OBP: 0.335, SLG: 0.394			K			FC5-4 BB		G6-4-3 1-2 1B		1 0 0 1	0 0 0 0	0 0 0 1	0 0 0 0	0 1 0 0	1 0 0 0	0 0 0 0

Inning Stats	1	2	3	4	5	6	7	8	9
	R: 0 E: 0 K: 0 S: 3	H: 0 LOB: 0 BB: 0 P: 3	R: 0 E: 0 K: 0 S: 2	H: 1 LOB: 0 BB: 1 P: 6	R: 0 E: 0 K: 1 S: 5	H: 0 LOB: 0 BB: 0 P: 5	R: 0 E: 0 K: 1 S: 6	H: 1 LOB: 1 BB: 0 P: 6	R: 0 E: 0 K: 0 S: 4	H: 1 LOB: 1 BB: 0 P: 4	R: 0 E: 0 K: 1 S: 5	H: 0 LOB: 1 BB: 1 P: 9	R: 0 E: 0 K: 0 S: 3	H: 0 LOB: 0 BB: 0 P: 3	R: 1 E: 0 K: 0 S: 5	H: 3 LOB: 1 BB: 0 P: 5	R: 0 E: 0 K: 2 S: 7	H: 0 LOB: 1 BB: 1 P: 11

	AB	30
	R	1
	H	6
	RBI	1
	BB	3
	SO	5
	LOB	16

	1B: 5	SF: 0	WP: 0	PA: 33
	2B: 0	SAC: 0	PB: 0	
	3B: 0	DP: 1	SB: 0	
	HR: 1	HBP: 0	CS: 3	

PITCHER		IP	WLS	BF	H	R	ER	SO	BB	IBB	HBP	BLK	WP	HR	S	P	ERA	WHIP
John Candelaria, L ERA: 2.71	(1, 1)	5.0	W	18	3	0	0	2	2	0	0	0	0	0	20	28	0.00	1.000
Kent Tekulve, R ERA: 2.82	(6, 1)	2.0		9	3	1	1	1	0	0	0	0	0	1	11	11	4.50	1.500
Rich Gossage, R ERA: 1.64	(8, 1)	2.0	S	6	0	0	0	2	1	0	0	0	0	0	9	13	0.00	0.500

PITCHER		IP	WLS	BF	H	R	ER	SO	BB	IBB	HBP	BLK	WP	HR	S	P	ERA	WHIP

Batter	1	2	3	4	5	6	7	8	9	AB	R	H	RBI	BB	SO	LOB
Phil Garner, R (1, 5) OBP: 0.315, SLG: 0.447	E5		K		K			E 1B		4	1	1	0	0	2	0
Rennie Stennett, R (1, 4) OBP: 0.374, SLG: 0.428	1-H 1B 2B		F9			5-3		F8		4	1	1	1	0	0	1
Dave Parker, L (1, 9) OBP: 0.375, SLG: 0.545	2-H G5-4-3 1B			K		E3		E4 G4-3 1-2		4	0	1	1	0	1	1
Bill Robinson, R (1, 3) OBP: 0.342, SLG: 0.498	K			4-3		F2		G4-3 1-2f		4	0	0	0	0	1	4
Al Oliver, L (1, 8) (8, 7) OBP: 0.322, SLG: 0.452	G5-4-3 1-2f			BB BB		K			6-3	3	0	0	0	1	1	2
Jerry Hairston, S (1, 7) OBP: 0.377, SLG: 0.457 Omar Moreno, L (8, 8) OBP: 0.294, SLG: 0.341		F9		1-2 BB			HR		B3	2 1	1 0	1 0	1 0	1 0	0 0	0 0
Ed Ott, L (1, 2) OBP: 0.345, SLG: 0.382		F5		4-3			K		E3	4	0	0	0	0	1	2
Mario Mendoza, R (1, 6) OBP: 0.209, SLG: 0.256		K			F7		K		6-3	4	0	0	0	0	2	1
Terry Forster, L (1, 1) OBP: 0.235, SLG: 0.353			K		4-3		4-3			3	0	0	0	0	1	0
Rich Gossage, R (7, 1) OBP: 0.214, SLG: 0.286										0	0	0	0	0	0	0
Grant Jackson, S (7, 1) OBP: 0.333, SLG: 0.500										0	0	0	0	0	0	0
Kent Tekulve, R (7, 1) OBP: 0.286, SLG: 0.286										0	0	0	0	0	0	0
Odell Jones, R (7, 1) OBP: 0.250, SLG: 0.250										0	0	0	0	0	0	0
Inning Stats	R: 2 E: 1 K: 1 S: 7 H: 2 LOB: 0 BB: 0 P: 7	R: 0 E: 0 K: 1 S: 5 H: 0 LOB: 0 BB: 0 P: 5	R: 0 E: 0 K: 2 S: 7 H: 0 LOB: 0 BB: 0 P: 7	R: 0 E: 0 K: 1 S: 5 H: 0 LOB: 2 BB: 2 P: 13	R: 0 E: 0 K: 1 S: 5 H: 0 LOB: 0 BB: 0 P: 5	R: 0 E: 1 K: 1 S: 6 H: 0 LOB: 1 BB: 0 P: 6	R: 1 E: 0 K: 2 S: 8 H: 1 LOB: 0 BB: 0 P: 8	R: 0 E: 1 K: 0 S: 4 H: 1 LOB: 1 BB: 0 P: 4	R: 0 E: 1 K: 0 S: 4 H: 0 LOB: 1 BB: 0 P: 4	1B: 2 2B: 1 3B: 0 HR: 1	SF: 0 SAC: 0 DP: 2 HBP: 0						

TOP

Pittsburgh Pirates @ New York Mets

Shea Stadium, Flushing, NY

Sun Jul 17 1977, 3:38 AM EDT

Att. 19,492 - Unknown

livebaseballscorecards.com

AB	33
R	3
H	4
RBI	3
BB	2
SO	9
LOB	11

WP: 0 PB: 0 SB: 0 CS: 0 PA: 35

PITCHER		IP	WLS	BF	H	R	ER	SO	BB	IBB	HBP	BLK	WP	HR	S	P	ERA	WHIP
Jerry Koosman, L ERA: 3.13	(1, 1)	7.0	W	27	3	3	2	9	2	0	0	0	0	1	43	51	2.57	0.714
Skip Lockwood, R ERA: 3.54	(8, 1)	2.0		8	1	0	0	0	0	0	0	0	0	0	8	8	0.00	0.500

PITCHER	IP	WLS	BF	H	R	ER	SO	BB	IBB	HBP	BLK	WP	HR	S	P	ERA	WHIP

Pittsburgh Pirates @ New York Mets

Shea Stadium, Flushing, NY

Sun Jul 17 1977, 3:38 AM EDT

Att. 19,492 - Unknown

BOTTOM

livebaseballscorecards.com

Batter	1	2	3	4	5	6	7	8	9	AB	R	H	RBI	BB	SO	LOB
Lenny Randle, S (1, 5) OBP: 0.391, SLG: 0.419	BBBB 4-0 3B BB	0-0 5-3			0-0 1B		0-0 1B HR 1-2 2-3 3-H 1B			3	2	2	1	1	0	1
Felix Millan, R (1, 4) OBP: 0.250, SLG: 0.270	0-0 1-H SF8 3B		0-0 F9		0-0 5-3		0-0 1-2 2-3 3-H HR 1B			4	2	2	2	0	0	1
Steve Henderson, R (1, 7) OBP: 0.337, SLG: 0.500	0-0 SF8 3-H		0-0 4-3			0-0 3-1	0-0 1-H 2-H 3-H HR			3	1	1	5	0	0	0
John Stearns, R (1, 3) (8, 2) OBP: 0.385, SLG: 0.484	SSS 0-3 K		SSS 0-3 K			0-0 F9	0-0 1B			4	0	1	0	0	2	0
Mike Vail, R (1, 9) OBP: 0.349, SLG: 0.488 Joel Youngblood, R (2, 9) OBP: 0.299, SLG: 0.259	0-0 5-3			0-0 E6 G5-4-3		0-0 CS 1B	0-0 F8			1 3	0 0	0 1	0 0	0 0	0 0	0 2
Jerry Grote, R (1, 2) OBP: 0.330, SLG: 0.313 Bud Harrelson, S (7, PR) OBP: 0.256, SLG: 0.228 Skip Lockwood, R (7, PH) OBP: 0.182, SLG: 0.182 (8, 1)	H 1-0 E BB G4-6-3 HBP			0-0 G5-4-3 1-2f		0-0 CS 1-2	4-3 1B 2B 0-0 F8			2 0 1	1 1 0	1 0 0	0 0 0	0 0 0	0 0 0	1 0 2
Lee Mazzilli, S (1, 8) OBP: 0.307, SLG: 0.285	BBBB 4-0 G4-6-3 E 1-2 BB			0-0 F8			0-0 4-3 2-3	0-0 3-1		3	0	0	0	1	0	1
Doug Flynn, R (1, 6) OBP: 0.186, SLG: 0.223 Ed Kranepool, L (7, PH) OBP: 0.330, SLG: 0.488 (8, 3)	0-0 F6 G4-6-3 1-2 2-3				0-0 F5-3		IBB 4-0 1B BB 1B	0-0 4-3		2 1	0 1	0 1	0 0	0 1	0 0	2 0
Jerry Koosman, R (1, 1) OBP: 0.140, SLG: 0.204 Bruce Boisclair, L (7, PH) OBP: 0.335, SLG: 0.394 Bobby Valentine, R (7, PH) OBP: 0.234, SLG: 0.236 (8, 6)	0-0 G4-6-3 1-2f 2-3 3-H				SSS 0-3 K		BBBB 4-0 1B 1B HR 1-2 BB	0-0 6-3		2 0 1	0 0 1	0 0 1	0 0 0	1 0 0	2 0 0	2 0 0
Inning Stats	R: 2 H: 1 E: 0 LOB: 0 K: 1 BB: 1 S: 6 P: 10	R: 1 H: 0 E: 1 LOB: 1 K: 0 BB: 1 S: 3 P: 8	R: 0 H: 0 E: 0 LOB: 0 K: 1 BB: 0 S: 5 P: 5	R: 0 H: 0 E: 1 LOB: 0 K: 0 BB: 0 S: 3 P: 3	R: 0 H: 1 E: 0 LOB: 1 K: 1 BB: 0 S: 6 P: 6	R: 0 H: 1 E: 0 LOB: 0 K: 0 BB: 0 S: 3 P: 3	R: 6 H: 5 E: 0 LOB: 2 K: 0 BB: 2 S: 8 P: 16	R: 0 H: 0 E: 0 LOB: 0 K: 0 BB: 0 S: 3 P: 3		1B: 5 SF: 1 2B: 1 SAC: 0 3B: 1 DP: 2 HR: 1 HBP: 1						

AB	30
R	9
H	8
RBI	8
BB	4
SO	3
LOB	12

WP: 0 PA: 37
PB: 0
SB: 0
CS: 1

PITCHER		IP	WLS	BF	H	R	ER	SO	BB	IBB	HBP	BLK	WP	HR	S	P	ERA	WHIP
Terry Forster, L ERA: 5.07	(1, 1)	6.1	L	25	4	5	4	3	2	0	1	0	0	0	28	37	5.68	0.947
Rich Gossage, R ERA: 1.75	(7, 1)	0.0		1	0	0	0	0	0	1	0	0	0	0	0	4	∞	∞
Grant Jackson, L ERA: 5.14	(7, 1)	0.0		1	0	0	0	0	1	0	0	0	0	0	0	4	∞	∞
Kent Tekulve, R ERA: 3.26	(7, 1)	0.0		4	4	4	4	0	0	0	0	0	0	1	4	4	∞	∞
Odell Jones, R ERA: 5.14	(7, 1)	1.2		5	0	0	0	0	0	0	0	0	0	0	5	5	0.00	0.000

PITCHER	IP	WLS	BF	H	R	ER	SO	BB	IBB	HBP	BLK	WP	HR	S	P	ERA	WHIP

New York Mets @ San Diego Padres

San Diego Stadium, San Diego, CA

Thu Jul 21 1977, 10:05 PM EDT

Att. 9,757 - Unknown

TOP

livebaseballscorecards.com

Batter	1	2	3	4	5	6	7	8	9	10	AB	R	H	RBI	BB	SO	LOB
Lenny Randle, S (1, 5) OBP: 0.391, SLG: 0.419	FC6-4 1B		1B		K		F2		4-3		5	0	2	0	0	1	1
Felix Millan, R (1, 4) OBP: 0.249, SLG: 0.273	FC6-4 G5-4-3 1-2f		L9		FC6-4 1-2f		2B 2B		6-3		5	1	1	0	0	0	3
Steve Henderson, R (1, 7) OBP: 0.340, SLG: 0.505	G5-4-3 1-2f		L7			2B 1B 1B	2-H 2B		K		5	1	2	1	0	1	2
John Milner, L (1, 3) OBP: 0.361, SLG: 0.463		1B 2B		BB CS BB		FC3-6 1-3 2B	IBB			E 1B 1B	2	0	2	0	2	0	0
Bob Apodaca, R (7, 1) OBP: 1.000, SLG: 1.000											0	0	0	0	0	0	0
Ron Hodges, L (10, PH) OBP: 0.325, SLG: 0.333											1	0	1	0	0	0	0
Bud Harrelson, S (10, PR) OBP: 0.256, SLG: 0.228											0	0	0	0	0	0	0
Bobby Valentine, R (10, 6) OBP: 0.234, SLG: 0.236											0	0	0	0	0	0	0
John Stearns, R (1, 2) OBP: 0.385, SLG: 0.481		5-3		BB FC6-4 1-2		FC3-6 3-H 1B	5-3			F8	4	0	1	1	1	0	4
Mike Vail, R (1, 9) OBP: 0.344, SLG: 0.479		6-3		F8		K		F9		E 1-2 1B	5	0	1	0	0	1	4
Lee Mazzilli, S (1, 8) OBP: 0.306, SLG: 0.281		BB 1B BB		FC6-4 1-2f		FC3-6 1-2f 2-3		F7		K	4	0	0	0	1	1	5
Doug Flynn, R (1, 6) OBP: 0.198, SLG: 0.235		1-2 2-H 1B			F8	F6		1B		1-2 2-3 IBB	4	0	2	0	0	0	2
Ed Kranepool, L (10, PH) OBP: 0.333, SLG: 0.488											0	0	0	0	1	0	0
(10, 3)																	
Pat Zachry, R (1, 1) OBP: 0.143, SLG: 0.118			K		FC6-4 1B		K	3-4-1		K	2	0	1	0	0	1	0
Bruce Boisclair, L (7, PH) OBP: 0.330, SLG: 0.387											3	0	0	0	0	2	4
(7, 3)																	
Skip Lockwood, R (10, 1) OBP: 0.182, SLG: 0.182											0	0	0	0	0	0	0
Inning Stats	R: 0 E: 0 K: 0 S: 3 H: 1 LOB: 0 BB: 0 P: 3	R: 0 E: 0 K: 0 S: 4 H: 2 LOB: 2 BB: 1 P: 8	R: 0 E: 0 K: 1 S: 6 H: 1 LOB: 1 BB: 0 P: 6	R: 0 E: 0 K: 0 S: 2 H: 0 LOB: 1 BB: 2 P: 10	R: 0 E: 0 K: 1 S: 6 H: 1 LOB: 1 BB: 0 P: 6	R: 1 E: 0 K: 1 S: 8 H: 3 LOB: 2 BB: 0 P: 8	R: 1 E: 0 K: 1 S: 7 H: 2 LOB: 2 BB: 1 P: 11	R: 0 E: 0 K: 0 S: 4 H: 1 LOB: 1 BB: 0 P: 4	R: 0 E: 0 K: 1 S: 5 H: 0 LOB: 0 BB: 0 P: 5	R: 0 E: 1 K: 2 S: 9 H: 2 LOB: 3 BB: 1 P: 13	1B: 9 2B: 4 3B: 0 HR: 0 SF: 0 SAC: 0 DP: 1 HBP: 0						

	AB	40
	R	2
	H	13
	RBI	2
	BB	5
	SO	7
	LOB	25

WP: 0 PB: 0 SB: 0 CS: 1 PA: 45

PITCHER	IP	WLS	BF	H	R	ER	SO	BB	IBB	HBP	BLK	WP	HR	S	P	ERA	WHIP
Dave Freisleben, R (1, 1) ERA: 5.43	7.0		32	10	2	2	4	3	1	0	0	0	0	36	52	2.57	1.857
Dan Spillner, R (8, 1) ERA: 2.69	2.1		10	3	0	0	1	0	0	0	0	0	0	12	12	0.00	1.286
Dave Tomlin, L (10, 1) ERA: 3.86	0.1		1	0	0	0	1	0	0	0	0	0	0	3	3	0.00	0.000
Rollie Fingers, R (10, 1) ERA: 2.95	0.1	W	2	0	0	0	1	0	1	0	0	0	0	3	7	0.00	0.000

PITCHER	IP	WLS	BF	H	R	ER	SO	BB	IBB	HBP	BLK	WP	HR	S	P	ERA	WHIP

Batter	1	2	3	4	5	6	7	8	9	10	AB	R	H	RBI	BB	SO	LOB
Gene Richards, L (1, 7) OBP: 0.335, SLG: 0.328	E S SF9 1B		F6-3		BB FC5-4 1-2 2-3		IBB			P5	3	1	1	0	2	0	0
Bill Almon, R (1, 6) OBP: 0.299, SLG: 0.319	K 1-3		1B		FC5-4 1-2f 2-3 3-H		F9			1B 1B 1B	5	1	2	1	0	1	5
Mike Ivie, R (1, 3) OBP: 0.339, SLG: 0.423	SF9 3-H		F6		F7			L1		IBB 1B 1-3	4	0	1	1	0	0	3
Dave Winfield, R (1, 9) OBP: 0.349, SLG: 0.522	5-3			2-3		F9		1-3		1B 1-2 IBB	4	0	0	0	1	0	0
George Hendrick, R (1, 8) OBP: 0.361, SLG: 0.433		BB CS BB		F6-3		F6-3		1B		1B 1-2 2-3 3-H	4	0	2	1	1	0	0
Gene Tenace, R (1, 2) OBP: 0.408, SLG: 0.408		BB 1-2		F6-3		K		F8			3	0	0	0	1	1	1
Mike Champion, R (1, 4) OBP: 0.282, SLG: 0.309		K			CI BB BB FC5-4			SH1-4 1B		F6-3	3	1	1	0	0	1	2
Tucker Ashford, R (1, 5) OBP: 0.276, SLG: 0.338		K 2-3			BB FC5-4 1-2			SH1-4 1-2		F6-3	2	0	0	0	1	1	2
Dave Freisleben, R (1, 1) OBP: 0.133, SLG: 0.133			F9		K			F8		K	2	0	0	0	0	1	2
Dave Kingman, R (7, PH) OBP: 0.263, SLG: 0.366											1	0	0	0	0	0	1
Dan Spillner, R (8, 1) OBP: 0.267, SLG: 0.083											1	0	0	0	0	1	0
Dave Tomlin, L (10, 1) OBP: 0.333, SLG: 0.333											0	0	0	0	0	0	0
Rollie Fingers, R (10, 1)											0	0	0	0	0	0	0
Inning Stats	R: 1 H: 1 E: 0 LOB: 0 K: 1 BB: 0 S: 6 P: 6	R: 0 H: 0 E: 0 LOB: 2 K: 2 BB: 2 S: 6 P: 14	R: 0 H: 1 E: 0 LOB: 1 K: 0 BB: 0 S: 4 P: 4	R: 0 H: 0 E: 0 LOB: 0 K: 0 BB: 0 S: 3 P: 3	R: 1 H: 0 E: 1 LOB: 2 K: 1 BB: 2 S: 6 P: 14	R: 0 H: 0 E: 0 LOB: 0 K: 1 BB: 0 S: 5 P: 5	R: 0 H: 1 E: 0 LOB: 2 K: 0 BB: 1 S: 4 P: 8	R: 0 H: 1 E: 0 LOB: 1 K: 0 BB: 0 S: 4 P: 4	R: 0 H: 0 E: 0 LOB: 0 K: 1 BB: 0 S: 5 P: 5	R: 1 H: 3 E: 0 LOB: 3 K: 0 BB: 1 S: 4 P: 8	1B: 7 SF: 1 2B: 1 SAC: 1 3B: 0 DP: 1 HR: 0 HBP: 0						

PITCHER		IP	WLS	BF	H	R	ER	SO	BB	IBB	HBP	BLK	WP	HR	S	P	ERA	WHIP
Pat Zachry, R ERA: 4.43	(1, 1)	6.0		24	2	2	0	5	4	0	0	0	0	0	30	46	0.00	1.000
Bob Apodaca, R ERA: 2.74	(7, 1)	3.0		12	2	0	0	1	0	1	0	0	0	0	13	17	0.00	0.667
Skip Lockwood, R ERA: 3.67	(10, 1)	0.1	L	5	3	1	1	0	0	1	0	0	0	0	4	8	27.00	9.000

PITCHER	IP	WLS	BF	H	R	ER	SO	BB	IBB	HBP	BLK	WP	HR	S	P	ERA	WHIP

BOTTOM

New York Mets @ San Diego Padres

San Diego Stadium, San Diego, CA

Thu Jul 21 1977, 10:05 PM EDT

Att. 9,757 - Unknown

livebaseballscorecards.com

AB	32
R	3
H	7
RBI	3
BB	6
SO	6
LOB	16

WP: 0 PA: 41
PB: 0
SB: 1
CS: 1

Batter	1	2	3	4	5	6	7	8	9	AB	R	H	RBI	BB	SO	LOB
Lenny Randle, S (1, 5) OBP: 0.391, SLG: 0.419	x 0-0 ① L3		x 0-0 1B BLK 1B 1B	x 0-0 1B			x 0-0 ① F8		x 0-0 ② 6-3	5	1	2	0	0	0	0
Felix Millan, R (1, 4) OBP: 0.248, SLG: 0.272	x 0-0 ② 5-3		x 0-0 ① F8 1-2	x 0-0 ③ 1-3			x 0-0 ② 6-3		x 0-0 FC6-4 1B	5	0	1	0	0	0	2
Steve Henderson, R (1, 7) OBP: 0.333, SLG: 0.490	x 0-0 ③ F3		x 0-0 BB 1B 1B 2-3 1B		x 0-0 ① L8		x 0-0 ③ L8		x 0-0 ③ FC6-4 1-2f	5	1	1	0	0	0	1
John Milner, L (1, 3) OBP: 0.363, SLG: 0.464		x 0-0 FC3-6 BB E 1B	x 0-0 BB 1-2 1B 3-H 1B		x 0-0 ② F8			x 0-0 ① G3		4	1	2	1	0	0	0
John Stearns, R (1, 2) OBP: 0.387, SLG: 0.479		S S S 0-3 ① K	B B B B 4-0 1B 1-2 2-3 BB		x 0-0 FC5-4 1B			x 0-0 E7 4-3 1B		3	1	1	0	1	1	1
Mike Vail, R (1, 9) OBP: 0.342, SLG: 0.471		B B B B 4-0 FC3-6 1-2 BB	x 0-0 ② F5		x 0-0 ③ FC5-4 1-2f			x 0-0 ② 4-3 2-3		3	0	0	0	1	0	5
Lee Mazzilli, S (1, 8) OBP: 0.308, SLG: 0.284		x 0-0 ② FC3-6 E 1B 1-2f 2-3	x 0-0 ③ 1-2 2-H 3-H 1B			x 0-0 ① 1-3		x 0-0 FC5-4 3-H 1B		4	1	2	2	0	0	2
Doug Flynn, R (1, 6) OBP: 0.200, SLG: 0.235		x 0-0 1-H 3-H 1B		S S S 0-3 ① K		x 0-0 ② F6-3		x 0-0 ③ FC5-4 1-2f		4	0	1	1	0	1	1
Jon Matlack, L (1, 1) OBP: 0.152, SLG: 0.073		S S S 0-3 ③ K		x 0-0 ② L6		S S S 0-3 ③ K			S S S 0-3 ① K	4	0	0	0	0	3	1

Inning Stats										
	R: 0 E: 0 K: 0 S: 3	H: 0 LOB: 0 BB: 0 P: 3	R: 2 E: 1 K: 2 S: 9	H: 2 LOB: 1 BB: 1 P: 13	R: 2 E: 0 K: 0 S: 6	H: 4 LOB: 2 BB: 1 P: 10	R: 0 E: 0 K: 1 S: 6	H: 1 LOB: 1 BB: 0 P: 6	R: 0 E: 0 K: 0 S: 4	H: 1 LOB: 1 BB: 0 P: 4
	R: 0 E: 0 K: 1 S: 5	H: 0 LOB: 0 BB: 0 P: 5	R: 0 E: 0 K: 0 S: 3	H: 0 LOB: 0 BB: 0 P: 3	R: 1 E: 1 K: 0 S: 5	H: 1 LOB: 1 BB: 0 P: 5	R: 0 E: 0 K: 1 S: 6	H: 1 LOB: 1 BB: 0 P: 6	1B: 10 2B: 0 3B: 0 HR: 0	SF: 0 SAC: 0 DP: 0 HBP: 0
	WP: 0 PB: 0 SB: 0 CS: 0	PA: 39								

PITCHER		IP	WLS	BF	H	R	ER	SO	BB	IBB	HBP	BLK	WP	HR	S	P	ERA	WHIP
Tom Griffin, R ERA: 5.04	(1, 1)	3.0	L	16	6	4	3	2	2	0	0	1	0	0	18	26	9.00	2.667
Rick Sawyer, R ERA: 5.61	(4, 1)	2.0		8	2	0	0	1	0	0	0	0	0	0	10	10	0.00	1.000
Dave Wehrmeister, R ERA: 4.7	(6, 1)	2.0		6	0	0	0	1	0	0	0	0	0	0	8	8	0.00	0.000
Dave Tomlin, L ERA: 3.73	(8, 1)	2.0		9	2	1	0	1	0	0	0	0	0	0	11	11	0.00	1.000

PITCHER	IP	WLS	BF	H	R	ER	SO	BB	IBB	HBP	BLK	WP	HR	S	P	ERA	WHIP

New York Mets @ San Diego Padres

San Diego Stadium, San Diego, CA

Fri Jul 22 1977, 10:05 PM EDT

Att. 23,935 - Unknown

TOP

livebaseballscorecards.com

AB	37
R	5
H	10
RBI	4
BB	2
SO	5
LOB	13

New York Mets @ San Diego Padres

San Diego Stadium, San Diego, CA

Fri Jul 22 1977, 10:05 PM EDT

Att. 23,935 - Unknown

BOTTOM

Batter	1	2	3	4	5	6	7	8	9	AB	R	H	RBI	BB	SO	LOB
Mike Champion, R (1, 4) OBP: 0.281, SLG: 0.308	S S S 0-3 ① K		x 0-0 ② P4			x 0-0 FC5 1B 1B	x 0-0 ③ F6-3			4	0	1	0	0	1	3
Bill Almon, R (1, 6) OBP: 0.299, SLG: 0.318	S S S 0-3 ② K		S S S 0-3 ③ K			x 0-0 FC5 1-2 1B		x 0-0 ① F8		4	0	1	0	0	2	1
Mike Ivie, R (1, 3) OBP: 0.338, SLG: 0.421	x 0-0 FC6-4 1B			x 0-0 ① 5-3		x 0-0 ① F9		x 0-0 ② P5		4	0	1	0	0	0	2
Dave Winfield, R (1, 9) OBP: 0.348, SLG: 0.521 Merv Rettenmund, R (4, PH) (5, 9) OBP: 0.449, SLG: 0.532	x 0-0 ③ FC6-4 1-2f			x 0-0 ② 5-3		x 0-0 ② FC5 1-2 2-3f		x 0-0 ③ 5-3		1 3	0 0	0 0	0 0	0 0	0 0	1 2
Dave Kingman, R (1, 7) OBP: 0.263, SLG: 0.364		x 0-0 ① 5-3		x 0-0 1B		x 0-0 ③ P5			S S S 0-3 ① K	4	0	1	0	0	1	2
George Hendrick, R (1, 8) OBP: 0.359, SLG: 0.431		x 0-0 F6-4-3 1B		x 0-0 ③ 5-3			x 0-0 ① F8		x 0-0 ② F9	4	0	1	0	0	0	1
Gene Tenace, R (1, 2) OBP: 0.409, SLG: 0.405		x 0-0 ② ③ F6-4-3 1-2		B B B 4-0 G5-4-3 BB			B B B 4-0 1B BB		S S S 0-3 ③ K	2	0	0	0	2	1	1
Tucker Ashford, R (1, 5) OBP: 0.266, SLG: 0.324			S S S 0-3 ① K	S S S 0-3 ① K			x 0-0 ② F6			3	0	0	0	0	2	2
Tom Griffin, R (1, 1) OBP: 0.158, SLG: 0.405 Rick Sawyer, R (4, 1) OBP: 0.333, SLG: 0.158 Dave Roberts, R (5, PH) OBP: 0.272, SLG: 0.333 Dave Wehrmeister, R (6, 1) OBP: 0.500, SLG: 0.500 Gary Sutherland, R (7, PH) OBP: 0.355, SLG: 0.377 Dave Tomlin, L (8, 1) OBP: 0.333, SLG: 0.333			x 0-0 2B		x 0-0 ② ③ G5-4-3 1-2f		x 0-0 1-3 1B			1 0 1 0 1 0	0 0 0 0 0 0	1 0 0 0 1 0	0 0 0 0 0 0	0 0 0 0 0 0	0 0 1 0 0 0	0 0 1 0 0 0
Inning Stats	R: 0 H: 1 E: 0 LOB: 1 K: 2 BB: 0 S: 8 P: 8	R: 0 H: 1 E: 0 LOB: 0 K: 0 BB: 0 S: 3 P: 3	R: 0 H: 1 E: 0 LOB: 1 K: 2 BB: 0 S: 8 P: 8	R: 0 H: 1 E: 0 LOB: 1 K: 0 BB: 0 S: 4 P: 4	R: 0 H: 0 E: 0 LOB: 0 K: 1 BB: 1 S: 4 P: 8	R: 0 H: 2 E: 0 LOB: 2 K: 0 BB: 0 S: 5 P: 5	R: 0 H: 1 E: 0 LOB: 2 K: 0 BB: 1 S: 4 P: 8	R: 0 H: 0 E: 0 LOB: 0 K: 0 BB: 0 S: 3 P: 3	R: 0 H: 0 E: 0 LOB: 0 K: 2 BB: 0 S: 7 P: 7	1B: 6 2B: 1 3B: 0 HR: 0	SF: 0 SAC: 0 DP: 2 HBP: 0			WP: 0 PB: 0 SB: 0 CS: 0	PA: 34		

livebaseballscorecards.com

PITCHER	IP	WLS	BF	H	R	ER	SO	BB	IBB	HBP	BLK	WP	HR	S	P	ERA	WHIP
Jon Matlack, L (1, 1) ERA: 4.0	9.0	W	34	7	0	0	7	2	0	0	0	0	0	46	54	0.00	1.000

PITCHER	IP	WLS	BF	H	R	ER	SO	BB	IBB	HBP	BLK	WP	HR	S	P	ERA	WHIP

AB	32
R	0
H	7
RBI	0
BB	2
SO	7
LOB	16

Batter	1	2	3	4	5	6	7	8	9	AB	R	H	RBI	BB	SO	LOB
Lenny Randle, S (1, 5) OBP: 0.391, SLG: 0.420	H 1-0 1B S E HBP		X 0-0 L3-6 2B		X 0-0 6-3 ②		X 0-0 4-3 ③		S S S 0-3 K ③	4	1	1	0	0	1	3
Felix Millan, R (1, 4) OBP: 0.252, SLG: 0.279	X 0-0 1-3 E 1B		X 0-0 ① ② L3-6 2-3		X 0-0 ③ 4-3			X 0-0 2B		4	1	2	0	0	0	1
Joel Youngblood, R (8, PR) OBP: 0.299, SLG: 0.259 (8, 4)										0	0	0	0	0	0	0
Steve Henderson, R (1, 7) OBP: 0.339, SLG: 0.490	X 0-0 E3 F9 7-1-2 2-H 3-H 1B		X 0-0 ③ L8			X 0-0 1B SF9 1B		S S S 0-3 ① K		4	1	2	2	0	1	1
John Milner, L (1, 3) OBP: 0.362, SLG: 0.460	X 0-0 ① F9 2-3			S S S 0-3 ① K		X 0-0 ① 1-3 1B		X 0-0 ② L9		4	0	1	0	0	1	2
John Stearns, R (1, 2) OBP: 0.385, SLG: 0.477	X 0-0 ② ③ 7-1-2 3-Hf			X 0-0 S 1B		X 0-0 ② SF9 3-H		X 0-0 ③ F6		3	0	1	1	0	0	2
Bruce Boisclair, L (1, 9) OBP: 0.328, SLG: 0.380		S S S 0-3 ① K		X 0-0 ② L7 1-2		B B B B 4-0 CS BB			X 0-0 ① L6	3	0	0	0	1	1	1
Lee Mazzilli, S (1, 8) OBP: 0.313, SLG: 0.285		X 0-0 CS 1B		I I 4-0 IBB		0-0 ③ CS 1-2	B B B B 4-0 SH1-4 BB		S S S 0-3 ② K	2	0	1	0	2	1	0
Doug Flynn, R (1, 6) OBP: 0.206, SLG: 0.240		X 0-0 ② 1-2 1B		X 0-0 ③ F6			X 0-0 ① SH1-4 1-2		X 0-0 BB 1B	2	0	1	0	0	0	2
Ron Hodges, L (9, PH) OBP: 0.341, SLG: 0.350										1	0	1	0	0	0	0
Bud Harrelson, S (9, PR) OBP: 0.256, SLG: 0.228										0	0	0	0	0	0	0
Jerry Koosman, R (1, 1) OBP: 0.135, SLG: 0.196		X 0-0 ③ F3			S S S 0-3 ① K		X 0-0 ② 5-3		B B B B 4-0 1-2 BB	2	0	0	0	0	1	1
Mike Vail, R (7, PH) OBP: 0.341, SLG: 0.468										1	0	0	0	0	0	1
Skip Lockwood, R (7, 1) OBP: 0.182, SLG: 0.182										0	0	0	0	0	0	0
Ed Kranepool, L (9, PH) OBP: 0.336, SLG: 0.488										0	0	0	0	1	0	0

TOP

New York Mets @ San Diego Padres

San Diego Stadium, San Diego, CA

Sat Jul 23 1977, 10:05 PM EDT

Att. 19,656 - Unknown

livebaseballscorecards.com

AB	30
R	3
H	10
RBI	3
BB	4
SO	6
LOB	14

Inning Stats	1	2	3	4	5	6	7	8	9	1B: 8	SF: 1	WP: 0	PA: 38
R	2	0	0	0	0	1	0	0	0	2B: 4	SAC: 1	PB: 0	
E	1	0	0	0	0	0	0	0	0	3B: 0	DP: 2	SB: 2	
K	0	1	0	1	0	0	0	1	2	HR: 0	HBP: 1	CS: 2	
S	4	6	3	6	5	3	3	6	8				
LOB	0	0	1	2	0	1	1	1	2				
BB	0	0	0	1	0	1	1	0	1				
P	5	6	3	10	5	7	3	6	12				
H	2	2	1	1	0	2	0	1	1				

PITCHER		IP	WLS	BF	H	R	ER	SO	BB	IBB	HBP	BLK	WP	HR	S	P	ERA	WHIP
John D'Acquisto, R ERA: 5.18	(1, 1)	2.0		9	4	2	2	1	0	0	1	0	0	0	10	11	9.00	2.000
Rick Sawyer, R ERA: 5.54	(3, 1)	1.0		3	1	0	0	0	0	0	0	0	0	0	3	3	0.00	1.000
Dave Wehrmeister, R ERA: 4.41	(4, 1)	2.0		8	1	0	0	2	0	1	0	0	0	0	11	15	0.00	0.500
Dan Spillner, R ERA: 2.78	(6, 1)	0.2		4	2	1	1	0	1	0	0	0	0	0	3	7	13.50	4.500
Dave Tomlin, L ERA: 3.66	(6, 1)	1.1	W	4	0	0	0	0	1	0	0	0	0	0	3	7	0.00	0.750
Rollie Fingers, R ERA: 2.88	(8, 1)	2.0	S	9	2	0	0	3	1	0	0	0	0	0	14	18	0.00	1.500

BOTTOM

New York Mets @ San Diego Padres

San Diego Stadium, San Diego, CA

Sat Jul 23 1977, 10:05 PM EDT

Att. 19,656 - Unknown

livebaseballscorecards.com

Batter	1	2	3	4	5	6	7	8	9	AB	R	H	RBI	BB	SO	LOB
Bill Almon, R (1, 6) OBP: 0.298, SLG: 0.315	5-3		F3			BB	5-3			3	1	0	1	1	0	1
Gene Tenace, R (1, 2) OBP: 0.410, SLG: 0.402	BB		K			K	BB			2	0	0	0	2	2	1
Dave Kingman, R (1, 7) OBP: 0.266, SLG: 0.376	K			HR		1B	F6			4	2	2	1	0	1	2
Rollie Fingers, R (8, 1)										0	0	0	0	0	0	0
Dave Winfield, R (1, 9) OBP: 0.347, SLG: 0.520	F6			P4		2B		K		4	0	1	2	0	1	1
Mike Ivie, R (1, 3) OBP: 0.340, SLG: 0.420		P4		5-3		IBB		1B		3	0	1	0	1	0	0
George Hendrick, R (1, 8) OBP: 0.355, SLG: 0.425		F4		5-3		F9		E4		4	0	0	0	0	0	3
Mike Champion, R (1, 4) OBP: 0.278, SLG: 0.304		E5			L9	K		K		4	0	0	0	0	2	4
Tucker Ashford, R (1, 5) OBP: 0.268, SLG: 0.316		F7			K		BB	K		2	0	0	0	1	1	1
Gene Richards, L (7, PR) OBP: 0.334, SLG: 0.327 (8, 7)										1	1	0	0	0	1	2
John D'Acquisto, R (1, 1) Rick Sawyer, R (3, 1) Dave Roberts, R (3, PH) OBP: 0.286, SLG: 0.329 Dave Wehrmeister, R (4, 1) OBP: 0.000, SLG: 0.000 Merv Rettenmund, R (5, PH) OBP: 0.333, SLG: 0.524 Dan Spillner, R (6, 1) OBP: 0.267, SLG: 0.000 Dave Tomlin, L (6, 1) OBP: 0.333, SLG: 0.333 Jerry Turner, L (7, PH) OBP: 0.348, SLG: 0.440 Gary Sutherland, R (8, 1) OBP: 0.500, SLG: 0.077			K		K		K			0 0 1 0 1 0 0 0 1	0 0 0 0 0 0 0 0 0	0 0 0 0 0 0 0 0 0	0 0 0 0 0 0 0 0 1	0 0 1 0 1 0 0 0 0	0 0 0 0 0 0 0 0 0	0 0 0 0 0 0 0 0 1
Inning Stats	R: 0 E: 0 K: 1 S: 5 H: 0 LOB: 1 BB: 1 P: 9	R: 0 E: 1 K: 0 S: 4 H: 0 LOB: 1 BB: 0 P: 4	R: 0 E: 0 K: 2 S: 7 H: 0 LOB: 0 BB: 0 P: 7	R: 1 E: 0 K: 0 S: 4 H: 1 LOB: 0 BB: 0 P: 4	R: 0 E: 0 K: 2 S: 7 H: 0 LOB: 0 BB: 0 P: 7	R: 2 E: 0 K: 2 S: 9 H: 2 LOB: 2 BB: 2 P: 17	R: 1 E: 0 K: 1 S: 5 H: 0 LOB: 1 BB: 2 P: 13	R: 0 E: 1 K: 3 S: 11 H: 1 LOB: 2 BB: 0 P: 11		1B: 2 2B: 1 3B: 0 HR: 1 SF: 0 SAC: 0 DP: 0 HBP: 0			WP: 0 PB: 0 SB: 1 CS: 0 PA: 35	

	AB	30
	R	4
	H	4
	RBI	4
	BB	5
	SO	11
	LOB	16

PITCHER		IP	WLS	BF	H	R	ER	SO	BB	IBB	HBP	BLK	WP	HR	S	P	ERA	WHIP
Jerry Koosman, L ERA: 3.18	(1, 1)	6.0		25	3	3	3	7	2	1	0	0	0	1	36	48	4.50	0.833
Skip Lockwood, R ERA: 3.7	(7, 1)	2.0	L	10	1	1	1	4	2	0	0	1	0	0	16	24	4.50	1.500

PITCHER	IP	WLS	BF	H	R	ER	SO	BB	IBB	HBP	BLK	WP	HR	S	P	ERA	WHIP

Batter	1	2	3	4	5	6	7	8	9	AB	R	H	RBI	BB	SO	LOB
Lenny Randle, S (1, 5) OBP: 0.386, SLG: 0.414	S S S 0-3 ① K			S S S 0-3 ① K		x 0-0 ① 5-3		x 0-0 ② F8		4	0	0	0	0	2	2
Felix Millan, R (1, 4) OBP: 0.248, SLG: 0.275	x 0-0 ② 5-3			S S S 0-3 ② K		x 0-0 ② 5-3		x 0-0 ③ 5-3		4	0	0	0	0	1	2
Steve Henderson, R (1, 7) OBP: 0.353, SLG: 0.509	S S S 0-3 ③ K			x 0-0 2B 2B		x 0-0 CS 1B			x 0-0 SH5-4 BB SF9 1B	4	2	3	0	0	1	0
John Milner, L (1, 3) OBP: 0.364, SLG: 0.463		x 0-0 ① G3		x 0-0 1B 2-H 2B		0-0 ③ CS 1-2	x 0-0 ① P4		B B B B 4-0 SF9 SH5-4 1-2 BB	3	1	1	1	1	0	0
John Stearns, R (1, 2) OBP: 0.385, SLG: 0.474		S S S 0-3 ② K		B B B B 4-0 1B 1B BB			x 0-0 ② F7		x 0-0 ① SH5-4 1-2 2-3	2	0	0	0	1	1	0
Joel Youngblood, R (1, 9) OBP: 0.300, SLG: 0.262 Bruce Boisclair, L (9, PH) OBP: 0.326, SLG: 0.380 (9, 9)		S S S 0-3 ③ K		x 0-0 ③ 1-H 2-H 1B			S S S 0-3 ③ K	x	x 0-0 ② SF9 2-3 3-H	3 0	0 0	1 0	1 1	0 0	2 0	0 0
Lee Mazzilli, S (1, 8) OBP: 0.318, SLG: 0.287		x 0-0 FC4-6 1B			x 0-0 ① F8			B B B B 4-0 FC1-5 1B BB	B B B B 4-0 BB	2	0	1	0	2	0	0
Doug Flynn, R (1, 6) OBP: 0.207, SLG: 0.241		x 0-0 ① FC4-6 G2-6-4 1-2f			x 0-0 ② F5-3			x 0-0 FC1-5 1-2 1B	x 0-0 ③ F6-3	4	0	1	0	0	0	3
Nino Espinosa, R (1, 1) OBP: 0.147, SLG: 0.125 Bob Apodaca, R (9, 1) OBP: 1.000, SLG: 1.000		x 0-0 ② ③ G2-6-4 1-2f			S S S 0-3 ③ K			x 0-0 ① FC1-5 1-2 2-3f		3 0	0 0	0 0	0 0	0 0	1 0	3 0
Inning Stats	R: 0 E: 0 K: 2 S: 7 H: 0 LOB: 0 BB: 0 P: 7	R: 0 E: 0 K: 2 S: 7 H: 0 LOB: 0 BB: 0 P: 7	R: 0 E: 0 K: 0 S: 3 H: 1 LOB: 0 BB: 0 P: 3	R: 2 E: 0 K: 2 S: 9 H: 3 LOB: 1 BB: 1 P: 13	R: 0 E: 0 K: 1 S: 5 H: 0 LOB: 0 BB: 0 P: 5	R: 0 E: 0 K: 0 S: 3 H: 1 LOB: 0 BB: 0 P: 3	R: 0 E: 0 K: 1 S: 5 H: 0 LOB: 0 BB: 0 P: 5	R: 0 E: 0 K: 0 S: 4 H: 1 LOB: 2 BB: 1 P: 8	R: 1 E: 0 K: 0 S: 4 H: 1 LOB: 2 BB: 2 P: 12	1B: 5 2B: 2 3B: 0 HR: 0	SF: 1 SAC: 1 DP: 1 HBP: 0						

PITCHER	IP	WLS	BF	H	R	ER	SO	BB	IBB	HBP	BLK	WP	HR	S	P	ERA	WHIP
Tommy John, L (1, 1) ERA: 3.15	7.0		24	5	2	2	8	1	0	0	0	0	0	39	43	2.57	0.857
Charlie Hough, R (8, 1) ERA: 3.38	2.0	W	11	2	1	1	0	3	0	0	0	0	0	8	20	4.50	2.500

PITCHER	IP	WLS	BF	H	R	ER	SO	BB	IBB	HBP	BLK	WP	HR	S	P	ERA	WHIP

New York Mets @ Los Angeles Dodgers

Dodger Stadium, Los Angeles, CA

Sun Jul 24 1977, 3:33 AM PDT

Att. 41,240 - Unknown

TOP

livebaseballscorecards.com

AB	29
R	3
H	7
RBI	3
BB	4
SO	8
LOB	10

1B: 5 2B: 2 3B: 0 HR: 0 | SF: 1 SAC: 1 DP: 1 HBP: 0 | WP: 0 PB: 0 SB: 0 CS: 1 | PA: 36

Batter	1	2	3	4	5	6	7	8	9	AB	R	H	RBI	BB	SO	LOB
Davey Lopes, R (1, 4) OBP: 0.359, SLG: 0.401	F9	G3			2-3		F6		HR 1-H 3-H	5	1	1	3	0	0	1
Bill Russell, R (1, 6) OBP: 0.310, SLG: 0.367	5-3		1B		4-3			F9		4	0	1	0	0	0	0
Reggie Smith, S (1, 9) OBP: 0.436, SLG: 0.581	BB 1B 1B		F8			BB FC5 1B		HR		3	2	2	1	1	0	1
Ron Cey, R (1, 5) OBP: 0.392, SLG: 0.490	BB 1-2 1B		K			F8		F6-3		3	0	0	0	1	1	2
Steve Garvey, R (1, 3) OBP: 0.331, SLG: 0.514	1B 1-2 2-H		F8			1B 1-2		F7		4	0	2	1	0	0	1
Dusty Baker Jr., R (1, 7) OBP: 0.345, SLG: 0.502	P4			K		K			F6	4	0	0	0	0	2	4
Glenn Burke, R (1, 8) OBP: 0.281, SLG: 0.267 Boog Powell, L (9, PH) OBP: 0.410, SLG: 0.281		2B 3-1		4-3		FC5 2-3f			4-3	3 1	0 0	1 0	0 0	0 0	0 0	2 0
Steve Yeager, R (1, 2) OBP: 0.367, SLG: 0.490 Ted Martinez, R (9, PR) OBP: 0.318, SLG: 0.400		K		5-3			F9		1B HR 1B	4 0	0 1	1 0	0 0	0 0	1 0	1 0
Tommy John, R (1, 1) OBP: 0.190, SLG: 0.190 Ed Goodson, L (7, PH) OBP: 0.216, SLG: 0.306 Charlie Hough, R (8, 1) OBP: 0.105, SLG: 0.222 Manny Mota, R (9, PH) OBP: 0.609, SLG: 0.529		3-1 2-3			F9		F7		HR 1-3 1B	2 1 0 1	0 0 0 1	0 0 0 1	0 0 0 1	0 0 0 0	0 0 0 0	1 0 0 0
Inning Stats	R: 1 E: 0 K: 0 S: 5 H: 2 LOB: 2 BB: 1 P: 9	R: 0 E: 0 K: 1 S: 6 H: 1 LOB: 1 BB: 0 P: 6	R: 0 E: 0 K: 1 S: 6 H: 1 LOB: 1 BB: 0 P: 6	R: 0 E: 0 K: 1 S: 5 H: 0 LOB: 0 BB: 0 P: 5	R: 0 E: 0 K: 0 S: 3 H: 0 LOB: 0 BB: 0 P: 3	R: 0 E: 0 K: 1 S: 6 H: 1 LOB: 2 BB: 1 P: 10	R: 0 E: 0 K: 0 S: 3 H: 0 LOB: 0 BB: 0 P: 3	R: 1 E: 0 K: 0 S: 4 H: 1 LOB: 0 BB: 0 P: 4	R: 3 E: 0 K: 0 S: 5 H: 3 LOB: 1 BB: 0 P: 5	1B: 6 2B: 1 3B: 0 HR: 2 SF: 0 SAC: 0 DP: 0 HBP: 0						

PITCHER	IP	WLS	BF	H	R	ER	SO	BB	IBB	HBP	BLK	WP	HR	S	P	ERA	WHIP
Nino Espinosa, R (1, 1) ERA: 3.66	8.2		35	7	3	2	4	2	0	0	0	0	1	41	49	2.08	1.038
Bob Apodaca, R (9, 1) ERA: 2.74	0.0	L	2	2	2	0	0	0	0	0	0	0	1	2	2	∞	∞

PITCHER	IP	WLS	BF	H	R	ER	SO	BB	IBB	HBP	BLK	WP	HR	S	P	ERA	WHIP

BOTTOM

New York Mets @ Los Angeles Dodgers

Dodger Stadium, Los Angeles, CA

Sun Jul 24 1977, 3:33 AM PDT

Att. 41,240 - Unknown

livebaseballscorecards.com

AB	35
R	5
H	9
RBI	5
BB	2
SO	4
LOB	13

WP: 0 PB: 0 SB: 0 CS: 0 PA: 37

Batter	1	2	3	4	5	6	7	8	9	AB	R	H	RBI	BB	SO	LOB
Lenny Randle, S (1, 5) OBP: 0.384, SLG: 0.411	1B 2B 1B	L5			K	6-3				4	1	1	0	0	1	1
Felix Millan, R (1, 4) OBP: 0.248, SLG: 0.275	2B 1-3 1B	6-3			E4 2B	6-3				4	0	1	0	0	0	0
Steve Henderson, R (1, 7) OBP: 0.358, SLG: 0.527	1-3 3-H 2B	6-3			1-3 2B			F8		4	0	2	1	0	0	0
John Milner, L (1, 3) OBP: 0.358, SLG: 0.455	K	F5			F9			G3		4	0	0	0	0	1	4
John Stearns, R (1, 2) OBP: 0.389, SLG: 0.474	BB G6-4-3		F6-3 1B	1B	5-3			BB		2	0	1	0	2	0	2
Joel Youngblood, R (1, 9) OBP: 0.297, SLG: 0.262	G6-4-3 1-2f			F6-3 1-2 1B		L4		F9		4	0	1	0	0	0	4
Lee Mazzilli, S (1, 8) OBP: 0.317, SLG: 0.286		SH2-4 1B		F9		1-3			P4	4	0	1	0	0	0	2
Doug Flynn, R (1, 6) OBP: 0.200, SLG: 0.232		F7		F6-3 1-2 2-3		F1-3			F5-3	4	0	0	0	0	0	3
Craig Swan, R (1, 1) OBP: 0.133, SLG: 0.133		SH2-4 1-2		6-3			F2		K	3	0	0	0	0	1	2
Inning Stats	R: 1 E: 0 K: 1 S: 7 H: 3 LOB: 2 BB: 1 P: 11	R: 0 E: 0 K: 0 S: 4 H: 1 LOB: 1 BB: 0 P: 4	R: 0 E: 0 K: 0 S: 3 H: 0 LOB: 0 BB: 0 P: 3	R: 0 E: 0 K: 0 S: 5 H: 2 LOB: 2 BB: 0 P: 5	R: 0 E: 1 K: 1 S: 7 H: 1 LOB: 2 BB: 0 P: 7	R: 0 E: 0 K: 0 S: 3 H: 0 LOB: 0 BB: 0 P: 3	R: 0 E: 0 K: 0 S: 3 H: 0 LOB: 0 BB: 0 P: 3	R: 0 E: 0 K: 0 S: 3 H: 0 LOB: 1 BB: 1 P: 7	R: 0 E: 0 K: 1 S: 5 H: 0 LOB: 0 BB: 0 P: 5	1B: 5 2B: 2 3B: 0 HR: 0	SF: 0 SAC: 1 DP: 1 HBP: 0					

TOP

New York Mets @ Los Angeles Dodgers

Dodger Stadium, Los Angeles, CA

Mon Jul 25 1977, 7:05 PM PDT

Att. 30,920 - Unknown

livebaseballscorecards.com

AB	33
R	1
H	7
RBI	1
BB	2
SO	3
LOB	18

WP: 0 PB: 0 SB: 0 CS: 0 PA: 36

PITCHER		IP	WLS	BF	H	R	ER	SO	BB	IBB	HBP	BLK	WP	HR	S	P	ERA	WHIP
Doug Rau, L ERA: 3.72	(1, 1)	7.0	L	29	7	1	1	2	1	0	0	0	0	0	32	36	1.29	1.143
Mike Garman, R ERA: 2.21	(8, 1)	2.0		7	0	0	0	1	1	0	0	0	0	0	8	12	0.00	0.500

PITCHER	IP	WLS	BF	H	R	ER	SO	BB	IBB	HBP	BLK	WP	HR	S	P	ERA	WHIP

BOTTOM

New York Mets @ Los Angeles Dodgers

Dodger Stadium, Los Angeles, CA

Mon Jul 25 1977, 7:05 PM PDT

Att. 30,920 - Unknown

livebaseballscorecards.com

Batter	1	2	3	4	5	6	7	8	9	AB	R	H	RBI	BB	SO	LOB
Davey Lopes, R (1, 4) OBP: 0.355, SLG: 0.395	P4		FC3-6 1B S 1-2f		K		4-3			4	0	0	0	0	1	3
Bill Russell, R (1, 6) OBP: 0.309, SLG: 0.365	F3		BBBB 1B BB 1-2		F8			F7		3	0	0	0	1	0	1
Reggie Smith, S (1, 9) OBP: 0.434, SLG: 0.577	F2		1B 1-2 2-3		F4			F5		4	0	1	0	0	0	1
Ron Cey, R (1, 5) OBP: 0.391, SLG: 0.486		BBBB 1B BB	F9			F6-3		L7		3	0	0	0	1	0	3
Steve Garvey, R (1, 3) OBP: 0.328, SLG: 0.509		F9		F8		F7			F3	4	0	0	0	0	0	1
Dusty Baker Jr., R (1, 7) OBP: 0.346, SLG: 0.500		G5-4-3 1B 1-2		BBBB FC5-4 BB		F6-3			S S S K	3	0	1	0	1	1	0
Glenn Burke, R (1, 8) OBP: 0.273, SLG: 0.258 Boog Powell, L (7, PH) OBP: 0.400, SLG: 0.273 John Hale, L (8, 8) OBP: 0.325, SLG: 0.346 Ed Goodson, L (9, PH) OBP: 0.211, SLG: 0.297		G5-4-3 1-2f		F2			3-1		F7	2 1 0 1	0 0 0 0	0 0 0 0	0 0 0 0	0 0 0 0	0 0 0 0	3 0 0 0
Steve Yeager, R (1, 2) OBP: 0.367, SLG: 0.486			P4	FC5-4 1-2f			BBBB F9 S BB			2	0	0	0	1	0	1
Doug Rau, L (1, 1) OBP: 0.212, SLG: 0.167 Manny Mota, R (7, PH) OBP: 0.583, SLG: 0.500 Mike Garman, R (8, 1)			FC3-6 1B	BBBB BB			F9 1-3			1 1 0	0 0 0	1 0 0	0 0 0	1 0 0	0 0 0	0 1 0

Inning Stats	1	2	3	4	5	6	7	8	9
	R: 0 H: 0 E: 0 LOB: 0 K: 0 BB: 0 S: 3 P: 3	R: 0 H: 1 E: 0 LOB: 1 K: 0 BB: 1 S: 3 P: 7	R: 0 H: 2 E: 0 LOB: 3 K: 0 BB: 1 S: 5 P: 9	R: 0 H: 0 E: 0 LOB: 1 K: 0 BB: 1 S: 3 P: 7	R: 0 H: 0 E: 0 LOB: 1 K: 1 BB: 1 S: 5 P: 9	R: 0 H: 0 E: 0 LOB: 0 K: 0 BB: 0 S: 3 P: 3	R: 0 H: 0 E: 0 LOB: 1 K: 0 BB: 1 S: 3 P: 7	R: 0 H: 0 E: 0 LOB: 0 K: 0 BB: 0 S: 3 P: 3	R: 0 H: 0 E: 0 LOB: 0 K: 1 BB: 0 S: 5 P: 5

1B: 3	SF: 0
2B: 0	SAC: 0
3B: 0	DP: 1
HR: 0	HBP: 0
WP: 0	PA: 34
PB: 0	
SB: 2	
CS: 0	

AB	29
R	0
H	3
RBI	0
BB	5
SO	2
LOB	14

PITCHER	IP	WLS	BF	H	R	ER	SO	BB	IBB	HBP	BLK	WP	HR	S	P	ERA	WHIP
Craig Swan, R (1, 1) ERA: 3.57	9.0	W	34	3	0	0	2	5	0	0	0	0	0	33	53	0.00	0.889

PITCHER	IP	WLS	BF	H	R	ER	SO	BB	IBB	HBP	BLK	WP	HR	S	P	ERA	WHIP

Batter	1	2	3	4	5	6	7	8	9	AB	R	H	RBI	BB	SO	LOB
Lenny Randle, S (1, 5) OBP: 0.388, SLG: 0.415	F8		FC6-4 1-2f 3B		CS 1B		SH3 1B 1B	1-3 1B		5	2	3	0	0	0	1
Felix Millan, R (1, 4) OBP: 0.256, SLG: 0.290	1B		1-H SF8 3B		CS 1-2	1B BB SF8 1B	SH3 1-2	4-3		4	2	3	1	0	0	2
Steve Henderson, R (1, 7) OBP: 0.359, SLG: 0.518	F7		SF8 3-H			1-4-3 1B 1-2 BB BB	K	BB		2	1	0	1	2	1	2
John Milner, L (1, 3) OBP: 0.359, SLG: 0.451	F6		K			BB 1-4-3 1-2 2-3 1B	1B 1B IBB	K		4	1	1	0	1	2	4
John Stearns, R (1, 2) OBP: 0.389, SLG: 0.473		SH3 1B HBP	K			SF8 3-H	E 1B 1-2 2-H 1B		F9	3	0	1	2	0	1	0
Bruce Boisclair, L (1, 9) OBP: 0.330, SLG: 0.383		SH3 1-2	F7			1-4-3 1-2 2-3	E6 1-3 2-H 1B		3B 1B	4	1	2	1	0	0	2
Lee Mazzilli, S (1, 8) OBP: 0.321, SLG: 0.295		2-H 1B	3-1			BB IBB	K		SF9 1-H 3B	4	1	2	1	1	1	2
Doug Flynn, R (1, 6) OBP: 0.200, SLG: 0.226		F3			F9	1-2 2-3 3-H BB		F9	SF9 3-H	3	0	0	2	1	0	1
Pat Zachry, R (1, 1) OBP: 0.179, SLG: 0.158 Bob Apodaca, R (8, 1) OBP: 0.500, SLG: 0.500			FC6-4 1B		6-3	K		1B WP 1B	K	4 1	0 0	2 0	0 0	0 0	1 1	3 0
Inning Stats	R: 0 E: 0 K: 0 S: 4 H: 1 LOB: 1 BB: 0 P: 4	R: 0 E: 0 K: 0 S: 3 H: 1 LOB: 1 BB: 0 P: 4	R: 2 E: 0 K: 1 S: 7 H: 2 LOB: 0 BB: 0 P: 7	R: 0 E: 0 K: 1 S: 5 H: 0 LOB: 0 BB: 0 P: 5	R: 0 E: 0 K: 0 S: 3 H: 1 LOB: 0 BB: 0 P: 3	R: 2 E: 0 K: 1 S: 7 H: 2 LOB: 3 BB: 3 P: 19	R: 2 E: 1 K: 2 S: 10 H: 3 LOB: 2 BB: 1 P: 14	R: 0 E: 0 K: 1 S: 7 H: 2 LOB: 3 BB: 1 P: 11	R: 2 E: 0 K: 1 S: 7 H: 2 LOB: 0 BB: 0 P: 7	1B: 12 2B: 0 3B: 2 HR: 0 SF: 3 SAC: 2 DP: 0 HBP: 1						

PITCHER		IP	WLS	BF	H	R	ER	SO	BB	IBB	HBP	BLK	WP	HR	S	P	ERA	WHIP
John Montefusco, R ERA: 4.16	(1, 1)	6.2	L	33	10	6	6	4	2	2	1	0	0	0	36	53	8.10	1.800
Gary Lavelle, L ERA: 1.22	(7, 1)	0.1		1	0	0	0	1	0	0	0	0	0	0	3	3	0.00	0.000
John Curtis, L ERA: 5.98	(8, 1)	2.0		11	4	2	2	2	1	0	0	0	1	0	14	18	9.00	2.500

PITCHER	IP	WLS	BF	H	R	ER	SO	BB	IBB	HBP	BLK	WP	HR	S	P	ERA	WHIP

TOP

New York Mets @ San Francisco Giants

Candlestick Park, San Francisco, CA

Tue Jul 26 1977, 10:05 PM EDT

Att. 9,897 - Unknown

livebaseballscorecards.com

AB	34
R	8
H	14
RBI	8
BB	5
SO	7
LOB	17

WP: 1	PA: 46		
PB: 0			
SB: 0			
CS: 1			

BOTTOM

Batter	1	2	3	4	5	6	7	8	9	AB	R	H	RBI	BB	SO	LOB
Rob Andrews, R (1, 4) OBP: 0.353, SLG: 0.306	F8		FC3-6 1B		F3		FC5-4 1-2f 2-3		F8	5	0	1	0	0	0	2
Derrel Thomas, S (1, 8) OBP: 0.307, SLG: 0.316	F9		FC3-6 1-2f 2-3		1B		K		3B	5	0	2	0	0	1	4
Darrell Evans, L (1, 5) OBP: 0.346, SLG: 0.398	F2		4-1		K			K	3-1	5	0	0	0	0	2	4
Jack Clark, R (1, 9) OBP: 0.330, SLG: 0.431		K		F8	K	K		1B 2B		4	1	1	0	0	2	0
Willie McCovey, L (1, 3) OBP: 0.379, SLG: 0.482		4-3		HR	G3			E5 1B		4	1	1	1	0	0	1
Terry Whitfield, L (1, 7) OBP: 0.332, SLG: 0.434		E4 FC6-4		1B 2B	F7			F8		4	1	1	0	0	0	2
Tim Foli, R (1, 6) OBP: 0.230, SLG: 0.352		FC6-4 1-2f		1-3			FC5-4 1B 1B	1-3 2-H 1B		4	0	2	1	0	0	2
Marc Hill, R (1, 2) OBP: 0.321, SLG: 0.377			FC3-6 SH3-4 1B	2-H 1B			1-2 FC5-4 1B	F3		4	0	3	1	0	0	2
John Montefusco, R (1, 1) OBP: 0.148, SLG: 0.231			SH3-4 1-2		K		K		K	1	0	0	0	0	1	0
Gary Lavelle, S (7, 1)										0	0	0	0	0	0	0
Gary Thomasson, L (7, PH) OBP: 0.345, SLG: 0.462										1	0	0	0	0	1	2
John Curtis, L (8, 1) OBP: 0.308, SLG: 0.417										0	0	0	0	0	0	0
Vic Harris, S (9, PH) OBP: 0.350, SLG: 0.411										1	0	0	0	0	1	0
Inning Stats	R: 0 E: 0 K: 0 S: 3 H: 0 LOB: 0 BB: 0 P: 3	R: 0 E: 1 K: 1 S: 6 H: 0 LOB: 1 BB: 0 P: 6	R: 0 E: 0 K: 0 S: 5 H: 2 LOB: 2 BB: 0 P: 5	R: 2 E: 0 K: 0 S: 5 H: 3 LOB: 1 BB: 0 P: 5	R: 0 E: 0 K: 2 S: 8 H: 1 LOB: 1 BB: 0 P: 8	R: 0 E: 0 K: 1 S: 5 H: 0 LOB: 0 BB: 0 P: 5	R: 0 E: 0 K: 2 S: 9 H: 2 LOB: 2 BB: 0 P: 9	R: 1 E: 1 K: 1 S: 8 H: 2 LOB: 2 BB: 0 P: 8	R: 0 E: 0 K: 1 S: 6 H: 1 LOB: 1 BB: 0 P: 6	1B: 7 2B: 2 3B: 1 HR: 1 SF: 0 SAC: 1 DP: 0 HBP: 0						

PITCHER	IP	WLS	BF	H	R	ER	SO	BB	IBB	HBP	BLK	WP	HR	S	P	ERA	WHIP
Pat Zachry, R (1, 1) ERA: 4.3	7.2	W	34	10	3	2	7	0	0	0	0	0	1	48	48	2.35	1.304
Bob Apodaca, R (8, 1) ERA: 2.66	1.1	S	5	1	0	0	1	0	0	0	0	0	0	7	7	0.00	0.750

PITCHER	IP	WLS	BF	H	R	ER	SO	BB	IBB	HBP	BLK	WP	HR	S	P	ERA	WHIP

New York Mets @ San Francisco Giants

Candlestick Park, San Francisco, CA

Tue Jul 26 1977, 10:05 PM EDT

Att. 9,897 - Unknown

livebaseballscorecards.com

AB	38
R	3
H	11
RBI	3
BB	0
SO	8
LOB	19

WP: 0 PA: 39
PB: 0
SB: 0
CS: 0

Batter	1	2	3	4	5	6	7	8	9	AB	R	H	RBI	BB	SO	LOB
Lenny Randle, S (1, 5) OBP: 0.390, SLG: 0.415	BBBB 4-0 SH3 BB	0-0 FC4-6 ③ 1-2f		0-0 G3 3B 1B	0-0 1B 1B		0-0 1B 1B 1-2		0-0 1-3 ①	2	0	1	0	1	0	2
Joel Youngblood, R (4, PR) OBP: 0.312, SLG: 0.279 (4, 5)										3	1	2	0	0	0	0
Felix Millan, R (1, 4) OBP: 0.262, SLG: 0.307	0-0 SH3 ① 1-2		0-0 BB WP 1B 1B	0-0 G3 ① 1-2 2-3	0-0 G6-4-3 1-3 1B		0-0 F9 ②		0-0 HR	5	2	3	1	0	0	3
Steve Henderson, R (1, 7) OBP: 0.366, SLG: 0.529	0-0 6-3 ②		BBBB 4-0 1B BB SF9 1-2 BB	0-0 2B 3-H 3B	0-0 G6-4-3 ②③ 1-2f		0-0 1-3 2-H 1B		0-0 F9 ②	5	2	2	2	1	0	3
John Stearns, R (1, 2) OBP: 0.394, SLG: 0.477	BBBB 4-0 BB		BBBB 4-0 SF9 1B 1B 1-2 2-3 BB	0-0 3-1 3-H 2B		X 0-0 1B	0-0 L8 ③		0-0 G3 ③	4	1	2	1	2	0	2
John Milner, L (1, 3) OBP: 0.363, SLG: 0.452	SSS 0-3 K ③		0-0 FC5 1B 1B 1-2 2-3 3-H	4-0 FC5 3-1 IBB		0-0 P5 ①		0-0 1B 1B		4	0	2	1	1	1	3
Mike Vail, R (1, 9) OBP: 0.337, SLG: 0.463		0-0 F3 ①	0-0 SF9 ① 2-3 3-H	0-0 3-1 ② 1-2 2-3		SSS 0-3 K ②		0-0 1-3 1B		4	0	1	1	0	1	3
Lee Mazzilli, S (1, 8) OBP: 0.322, SLG: 0.295		0-0 F2 ② 1-2	0-0 FC5 1B 3-H	4-0 IBB		0-0 G3 ③		SSS 0-3 K ①		4	0	1	1	1	1	3
Doug Flynn, R (1, 6) OBP: 0.216, SLG: 0.252	0-0 3B	0-0 FC5 ② 1-2 2-3f	0-0 FC5 ③ 2-3f				0-0 1B 1B	4-0 G6-3 IBB		4	1	2	0	1	0	5
Jon Matlack, L (1, 1) OBP: 0.163, SLG: 0.070	BBBB 4-0 FC4-6 BB	0-0 F7 ③		SSS 0-3 K ①		0-0 F8 ①		0-0 G6-3 ②③ 1-2f		2	0	0	0	1	1	2
Paul Siebert, L (6, 1)										0	0	0	0	0	0	0
Rick Baldwin, L (6, 1)										0	0	0	0	0	0	0
Bruce Boisclair, L (7, PH) OBP: 0.328, SLG: 0.381										1	0	0	0	0	0	1
Skip Lockwood, R (7, 1) OBP: 0.167, SLG: 0.167										1	0	0	0	0	0	3
Inning Stats	R: 0 E: 0 K: 1 S: 5 H: 0 LOB: 2 BB: 2 P: 13	R: 0 E: 0 K: 0 S: 4 H: 1 LOB: 2 BB: 1 P: 8	R: 3 E: 0 K: 0 S: 6 H: 3 LOB: 2 BB: 2 P: 14	R: 2 E: 0 K: 0 S: 6 H: 3 LOB: 3 BB: 2 P: 14	R: 0 E: 0 K: 1 S: 6 H: 2 LOB: 1 BB: 0 P: 6	R: 0 E: 0 K: 1 S: 6 H: 1 LOB: 1 BB: 0 P: 6	R: 1 E: 0 K: 0 S: 6 H: 3 LOB: 2 BB: 0 P: 6	R: 0 E: 0 K: 1 S: 6 H: 2 LOB: 2 BB: 1 P: 10	R: 1 E: 0 K: 0 S: 4 H: 1 LOB: 0 BB: 0 P: 4	1B: 12 2B: 1 3B: 2 HR: 1 SF: 1 SAC: 1 DP: 2 HBP: 0						

PITCHER		IP	WLS	BF	H	R	ER	SO	BB	IBB	HBP	BLK	WP	HR	S	P	ERA	WHIP
Bob Knepper, L ERA: 3.68	(1, 1)	2.1	L	16	4	3	3	1	5	0	0	0	1	0	13	33	11.57	3.857
Charlie Williams, R ERA: 3.87	(3, 1)	0.2		2	0	0	0	0	0	0	0	0	0	0	2	2	0.00	0.000
Dave Heaverlo, R ERA: 2.66	(4, 1)	2.0		12	5	2	2	1	0	2	0	0	0	0	12	20	9.00	2.500
Randy Moffitt, R ERA: 3.09	(6, 1)	2.0		10	4	1	1	1	0	0	0	0	0	0	12	12	4.50	2.000
Gary Lavelle, L ERA: 1.3	(8, 1)	2.0		9	3	1	1	1	0	1	0	0	0	1	10	14	4.50	1.500

PITCHER	IP	WLS	BF	H	R	ER	SO	BB	IBB	HBP	BLK	WP	HR	S	P	ERA	WHIP

TOP

New York Mets @ San Francisco Giants

Candlestick Park, San Francisco, CA

Wed Jul 27 1977, 6:33 AM EDT

Att. 4,406 - Unknown

livebaseballscorecards.com

AB	39
R	7
H	16
RBI	7
BB	8
SO	4
LOB	30

WP: 1 PA: 49
PB: 0
SB: 1
CS: 0

BOTTOM

New York Mets @ San Francisco Giants

Candlestick Park, San Francisco, CA

Wed Jul 27 1977, 6:33 AM EDT

Att. 4,406 - Unknown

livebaseballscorecards.com

Batter	1	2	3	4	5	6	7	8	9	AB	R	H	RBI	BB	SO	LOB
Rob Andrews, R (1, 4) OBP: 0.355, SLG: 0.306	P4		1B			BB, BB, PB, BB	K			3	1	1	0	1	1	0
Derrel Thomas, S (1, 8) OBP: 0.303, SLG: 0.312	5-3		F8			F6		F8		4	0	0	0	0	0	2
Vic Harris, S (1, 5) OBP: 0.346, SLG: 0.398	K			P5		PB, BB, 2B, BB		F8		3	1	0	0	1	1	0
Jack Clark, R (1, 9) OBP: 0.336, SLG: 0.440		SF9, 3B		BB		PB, 2B, BB		F9		2	2	1	0	2	0	0
Gary Thomasson, L (1, 3) OBP: 0.340, SLG: 0.457		SF9		P3		K			P5	3	0	0	1	0	1	3
Randy Elliott, R (1, 7) OBP: 0.278, SLG: 0.364		P4		P3		2B			F8	4	0	1	2	0	0	1
Tim Foli, R (1, 6) OBP: 0.227, SLG: 0.347		F7			F5	5-3			F6-3	4	0	0	0	0	0	1
Gary Alexander, R (1, 2) OBP: 0.417, SLG: 0.395			F6-4-3, BB		F2		F3			2	0	0	0	1	0	0
Bob Knepper, L (1, 1) OBP: 0.240, SLG: 0.208 Charlie Williams, R (3, 1) OBP: 0.250, SLG: 0.250 Bill Madlock, R (3, PH) OBP: 0.369, SLG: 0.441 Dave Heaverlo, R (4, 1) Marc Hill, R (5, PH) OBP: 0.320, SLG: 0.375 Randy Moffitt, R (6, 1) Terry Whitfield, L (7, PH) OBP: 0.331, SLG: 0.432 Gary Lavelle, S (8, 1)			F6-4-3		K		K			0 0 1 0 1 0 0 1 0 1	0 0 0 0 0 0 0 0 0 0	0 0 0 0 0 0 0 1 0 0	0 0 0 0 0 0 0 0 0 0	0 0 0 0 0 0 1 0 1 0	0 0 0 0 0 0 0 0 0 0	0 0 1 0 0 1 0 0 0 0
Inning Stats	R: 0 E: 0 K: 1 S: 5 H: 0 LOB: 0 BB: 0 P: 5	R: 1 E: 0 K: 0 S: 4 H: 1 LOB: 0 BB: 0 P: 4	R: 0 E: 0 K: 0 S: 3 H: 1 LOB: 1 BB: 1 P: 7	R: 0 E: 0 K: 0 S: 3 H: 0 LOB: 1 BB: 1 P: 7	R: 0 E: 0 K: 1 S: 5 H: 0 LOB: 0 BB: 0 P: 5	R: 3 E: 0 K: 1 S: 6 H: 1 LOB: 1 BB: 3 P: 18	R: 0 E: 0 K: 2 S: 7 H: 0 LOB: 0 BB: 0 P: 7	R: 0 E: 0 K: 0 S: 3 H: 0 LOB: 0 BB: 0 P: 3	R: 0 E: 0 K: 0 S: 3 H: 0 LOB: 0 BB: 0 P: 3	1B: 1 2B: 1 3B: 1 HR: 0	SF: 1 SAC: 0 DP: 1 HBP: 0		WP: 0 PB: 1 SB: 0 CS: 0		PA: 34		

	AB	28
	R	4
	H	3
	RBI	3
	BB	5
	SO	5
	LOB	8

PITCHER		IP	WLS	BF	H	R	ER	SO	BB	IBB	HBP	BLK	WP	HR	S	P	ERA	WHIP
Jon Matlack, L ERA: 3.92	(1, 1)	5.0	W	18	2	1	1	2	2	0	0	0	0	0	20	28	1.80	0.800
Paul Siebert, L ERA: 5.59	(6, 1)	0.2		6	1	3	3	1	3	0	0	0	0	0	5	17	40.50	6.000
Rick Baldwin, R ERA: 4.34	(6, 1)	0.1		1	0	0	0	0	0	0	0	0	0	0	1	1	0.00	0.000
Skip Lockwood, R ERA: 3.52	(7, 1)	3.0	S	9	0	0	0	2	0	0	0	0	0	0	13	13	0.00	0.000

PITCHER	IP	WLS	BF	H	R	ER	SO	BB	IBB	HBP	BLK	WP	HR	S	P	ERA	WHIP

San Diego Padres @ New York Mets

Shea Stadium, Flushing, NY

Fri Jul 29 1977, 7:05 PM EDT

Att. 13,431 - Unknown

TOP

livebaseballscorecards.com

Batter	1	2	3	4	5	6	7	8	9	AB	R	H	RBI	BB	SO	LOB
Gene Richards, L (1, 7) OBP: 0.341, SLG: 0.330	K			4-3		F8			K	4	0	0	0	0	2	0
Bill Almon, R (1, 6) OBP: 0.297, SLG: 0.316	K			S, 1B, BB		F9			K	3	1	0	0	1	2	0
Dave Kingman, R (1, 3) OBP: 0.271, SLG: 0.388	K			P9		5-3			WP, 2B	4	0	1	0	0	1	1
Dave Winfield, R (1, 9) OBP: 0.347, SLG: 0.516		K		1B, 1B			K, BB		K	3	0	1	1	1	2	1
George Hendrick, R (1, 8) OBP: 0.364, SLG: 0.444		F6-3		FC4-6, 1B			K			3	0	1	0	0	1	1
Gary Sutherland, R (1, 4) OBP: 0.337, SLG: 0.355		5-3		FC4-6			F9			3	0	0	0	0	0	2
Mike Champion, R (7, 4) OBP: 0.265, SLG: 0.287										0	0	0	0	0	0	0
Dave Roberts, R (1, 2) OBP: 0.267, SLG: 0.321			5-3		K			K		2	0	0	0	0	1	0
Gene Tenace, R (8, PH) OBP: 0.412, SLG: 0.391 (8, 2)										1	0	0	0	0	1	0
Tucker Ashford, R (1, 5) OBP: 0.257, SLG: 0.316			F8		F9			F8		3	0	0	0	0	0	0
Bob Shirley, R (1, 1) OBP: 0.125, SLG: 0.087			K		K			K		2	0	0	0	0	2	0
Dan Spillner, R (7, 1) OBP: 0.267, SLG: 0.083										0	0	0	0	0	0	0
Pat Scanlon, L (8, PH) OBP: 0.229, SLG: 0.188										1	0	0	0	0	1	0
Dave Tomlin, L (8, 1) OBP: 0.333, SLG: 0.333										0	0	0	0	0	0	0
Rick Sawyer, R (8, 1) OBP: 0.320, SLG: 0.150										0	0	0	0	0	0	0
Inning Stats	R: 0 E: 0 K: 3 S: 9 H: 0 LOB: 0 BB: 0 P: 9	R: 0 E: 0 K: 1 S: 5 H: 0 LOB: 0 BB: 0 P: 5	R: 0 E: 0 K: 1 S: 5 H: 0 LOB: 0 BB: 0 P: 5	R: 1 E: 0 K: 0 S: 5 H: 2 LOB: 2 BB: 1 P: 9	R: 0 E: 0 K: 2 S: 7 H: 0 LOB: 0 BB: 0 P: 7	R: 0 E: 0 K: 0 S: 3 H: 0 LOB: 0 BB: 0 P: 3	R: 0 E: 0 K: 1 S: 4 H: 0 LOB: 0 BB: 1 P: 8	R: 0 E: 0 K: 2 S: 7 H: 0 LOB: 0 BB: 0 P: 7	R: 0 E: 0 K: 3 S: 10 H: 1 LOB: 1 BB: 0 P: 10	1B: 2 2B: 1 3B: 0 HR: 0 SF: 0 SAC: 0 DP: 0 HBP: 0						

	AB	29
	R	1
	H	3
	RBI	1
	BB	2
	SO	13
	LOB	5

WP: 1 PA: 31
PB: 0
SB: 1
CS: 0

PITCHER		IP	WLS	BF	H	R	ER	SO	BB	IBB	HBP	BLK	WP	HR	S	P	ERA	WHIP
Jerry Koosman, L ERA: 3.1	(1, 1)	7.0	W	24	2	1	1	8	2	0	0	0	0	0	38	46	1.29	0.571
Bob Apodaca, R ERA: 2.61	(8, 1)	1.0		3	0	0	0	2	0	0	0	0	0	0	7	7	0.00	0.000
Skip Lockwood, R ERA: 3.47	(9, 1)	1.0	S	4	1	0	0	3	0	0	0	0	1	0	10	10	0.00	1.000

PITCHER		IP	WLS	BF	H	R	ER	SO	BB	IBB	HBP	BLK	WP	HR	S	P	ERA	WHIP

BOTTOM

San Diego Padres @ New York Mets

Shea Stadium, Flushing, NY

Fri Jul 29 1977, 7:05 PM EDT

Att. 13,431 - Unknown

livebaseballscorecards.com

Batter	1	2	3	4	5	6	7	8	9	AB	R	H	RBI	BB	SO	LOB
Lenny Randle, S (1, 5) OBP: 0.390, SLG: 0.411	S S S 0-3 ① K		x 0-0 ② 4-3		B B B B 4-0 WP S BB		B B B B 4-0 1B 1B BB	x 0-0 ②③ G6-3 1-2f		3	1	0	0	2	1	3
Felix Millan, R (1, 4) OBP: 0.269, SLG: 0.311	B B B B 4-0 BB		x 0-0 1B		x 0-0 ③ 5-3 1-3		x 0-0 1B 1-3 2-H 3-H 1B			3	0	2	2	1	0	1
Steve Henderson, R (1, 7) OBP: 0.362, SLG: 0.520	x 0-0 ② F7		x 0-0 ③ 5-3			x 0-0 ① 6-3	x 0-0 FC6-4 1-3 3-H 1B			4	0	1	1	0	0	2
John Stearns, R (1, 2) OBP: 0.390, SLG: 0.470	S S S 0-3 ③ K			x 0-0 ① 5-3		x 0-0 ② 5-3	x 0-0 ③ FC6-4 1-2f			4	0	0	0	0	1	3
John Milner, L (1, 3) OBP: 0.358, SLG: 0.444		x 0-0 ① F8		x 0-0 ② F9		x 0-0 ③ L1		x 0-0 ① 1-3		4	0	0	0	0	0	0
Mike Vail, R (1, 9) OBP: 0.345, SLG: 0.470		x 0-0 FC6 1B		x 0-0 FC6-4 1B			S S S 0-3 ① K	x 0-0 2B 1B		4	1	3	0	0	1	0
Lee Mazzilli, S (1, 8) OBP: 0.324, SLG: 0.300		x 0-0 ② F8		x 0-0 ③ FC6-4 1-2f			x 0-0 E 1B 1B	x 0-0 1B 1-3 2B		4	1	2	0	0	0	2
Doug Flynn, R (1, 6) OBP: 0.225, SLG: 0.254		x 0-0 ③ FC6 1-2f			x 0-0 ① F5-3		x 0-0 E 1-2 1B	4-0 1B IBB		3	1	1	0	1	0	1
Jerry Koosman, R (1, 1) OBP: 0.130, SLG: 0.189 Joel Youngblood, R (7, PH) OBP: 0.308, SLG: 0.275 Bob Apodaca, R (8, 1) OBP: 0.500, SLG: 0.500 Bobby Valentine, R (8, PH) OBP: 0.234, SLG: 0.236 Ed Kranepool, L (8, PH) OBP: 0.339, SLG: 0.491 Bud Harrelson, S (8, PR) OBP: 0.256, SLG: 0.228 Skip Lockwood, R (9, 1) OBP: 0.167, SLG: 0.167			S S S 0-3 ① K		S S S 0-3 ② K		x 0-0 ② F8 1-2 2-3	x 0-0 G6-3 1-2 2-3 3-H 1B		2 1 0 0 1 0 0	0 0 0 0 0 0 0	0 0 0 0 1 0 0	0 0 0 0 0 0 0	2 0 0 0 0 0 0	0 2 0 0 0 0 0	0 0 0 0 0 0 0
Inning Stats	R: 0 E: 0 K: 2 S: 7 H: 0 LOB: 1 BB: 1 P: 11	R: 0 E: 0 K: 0 S: 4 H: 1 LOB: 1 BB: 0 P: 4	R: 0 E: 0 K: 1 S: 6 H: 1 LOB: 1 BB: 0 P: 6	R: 0 E: 0 K: 0 S: 4 H: 1 LOB: 1 BB: 0 P: 4	R: 0 E: 0 K: 1 S: 5 H: 0 LOB: 1 BB: 1 P: 9	R: 0 E: 0 K: 0 S: 3 H: 0 LOB: 0 BB: 0 P: 3	R: 3 E: 1 K: 1 S: 9 H: 4 LOB: 2 BB: 1 P: 13	R: 1 E: 0 K: 0 S: 5 H: 3 LOB: 3 BB: 1 P: 9		1B: 9 2B: 1 3B: 0 HR: 0	SF: 0 SAC: 0 DP: 1 HBP: 0		WP: 1 PB: 0 SB: 1 CS: 0	PA: 37		

	AB	33
	R	4
	H	10
	RBI	4
	BB	4
	SO	5
	LOB	14

PITCHER		IP	WLS	BF	H	R	ER	SO	BB	IBB	HBP	BLK	WP	HR	S	P	ERA	WHIP
Bob Shirley, L ERA: 3.62	(1, 1)	6.2	L	29	6	3	3	5	3	0	0	0	1	0	36	48	4.05	1.350
Dan Spillner, R ERA: 3.32	(7, 1)	0.1		2	1	0	0	0	0	0	0	0	0	0	2	2	0.00	3.000
Dave Tomlin, L ERA: 3.76	(8, 1)	0.1		4	2	1	1	0	0	1	0	0	0	0	3	7	27.00	6.000
Rick Sawyer, R ERA: 5.71	(8, 1)	0.2		2	1	0	0	0	0	0	0	0	0	0	2	2	0.00	1.500

PITCHER		IP	WLS	BF	H	R	ER	SO	BB	IBB	HBP	BLK	WP	HR	S	P	ERA	WHIP

San Diego Padres @ New York Mets

Shea Stadium, Flushing, NY

Sat Jul 30 1977, 3:33 AM EDT

Att. 20,407 - Unknown

TOP

livebaseballscorecards.com

Batter	1	2	3	4	5	6	7	8	9	AB	R	H	RBI	BB	SO	LOB
Gene Richards, L (1, 7) (8, 8) OBP: 0.347, SLG: 0.341	1B 3B	1-2 1B		BBBB SH1-3 WP BB	F6-3		G5-4-3 1B			4	1	3	0	1	0	1
Bill Almon, R (1, 6) OBP: 0.301, SLG: 0.318	1B 2B 1B 3-H	SSS K		BBBB SH1-3 1-2 BB		S HR 1B	G5-4-3 1-2f			4	2	2	1	1	1	3
Dave Kingman, R (1, 3) OBP: 0.268, SLG: 0.383	F6	SSS K		SH1-3 1-2 2-3		F3 1-2		SSS K		4	0	0	0	0	2	4
Mike Ivie, R (8, 3) OBP: 0.341, SLG: 0.421										0	0	0	0	0	0	0
Dave Winfield, R (1, 9) OBP: 0.352, SLG: 0.517	1-2 2B 1B		P4	G4-3 IBB		HR IBB		1B		3	2	2	0	2	0	0
Jerry Turner, L (8, 7) OBP: 0.344, SLG: 0.436										0	0	0	0	0	0	0
George Hendrick, R (1, 8) (8, 9) OBP: 0.367, SLG: 0.461	G3 1-H 2-H 2B		2B 2B	G4-3 1-2f		1-H 2-H HR		F9		5	2	3	5	0	0	3
Pat Scanlon, L (1, 4) OBP: 0.216, SLG: 0.176	G3 2-3	SSS K			2B 2B	F6-3			F6-3	2	0	0	0	0	1	2
Merv Rettenmund, R (5, PH) OBP: 0.439, SLG: 0.525										1	1	1	0	0	0	0
Mike Champion, R (5, 4) OBP: 0.264, SLG: 0.285										2	0	0	0	0	0	0
Dave Roberts, R (1, 2) OBP: 0.284, SLG: 0.360	4-3		2-H 2B		2-H 2B	1B			L5	5	0	3	2	0	0	1
Tucker Ashford, R (1, 5) OBP: 0.264, SLG: 0.314		1B 1B	IBB		F6-3	F3			F6-3	4	0	1	0	1	0	1
Dave Freisleben, R (1, 1) OBP: 0.190, SLG: 0.238		F2	4-3		2B		1-4-3			3	0	1	0	0	0	3
Tom Griffin, R (6, 1) OBP: 0.154, SLG: 0.395										1	0	0	0	0	0	0
Rollie Fingers, R (7, 1)										0	0	0	0	0	0	0

	AB	38
	R	8
	H	16
	RBI	8
	BB	5
	SO	4
	LOB	18

Inning Stats										
	R: 3	H: 4	R: 0	H: 2	R: 1	H: 2	R: 0	H: 0	R: 1	H: 3
	E: 0	LOB: 1	E: 0	LOB: 2	E: 0	LOB: 2	E: 0	LOB: 2	E: 0	LOB: 1
	K: 0	BB: 0	K: 2	BB: 0	K: 1	BB: 1	K: 0	BB: 3	K: 0	BB: 0
	S: 7	P: 7	S: 9	P: 9	S: 7	P: 11	S: 2	P: 14	S: 5	P: 5

Inning Stats										
	R: 3	H: 3	R: 0	H: 1	R: 0	H: 1	R: 0	H: 0	1B: 8	SF: 0
	E: 0	LOB: 0	E: 0	LOB: 0	E: 0	LOB: 0	E: 0	LOB: 0	2B: 6	SAC: 1
	K: 0	BB: 1	K: 0	BB: 0	K: 1	BB: 0	K: 0	BB: 0	3B: 1	DP: 2
	S: 6	P: 10	S: 3	P: 3	S: 5	P: 5	S: 3	P: 3	HR: 1	HBP: 0

	WP: 1	PA: 44
	PB: 0	
	SB: 1	
	CS: 0	

PITCHER		IP	WLS	BF	H	R	ER	SO	BB	IBB	HBP	BLK	WP	HR	S	P	ERA	WHIP
Nino Espinosa, R ERA: 3.88	(1, 1)	3.0	L	18	8	4	4	3	0	1	0	0	0	0	23	27	12.00	2.667
Bob Myrick, L ERA: 2.61	(4, 1)	2.0		10	3	1	1	0	2	1	0	0	1	0	7	19	4.50	2.500
Rick Baldwin, R ERA: 4.94	(6, 1)	2.0		10	4	3	3	0	0	1	0	0	0	1	9	13	13.50	2.000
Bob Apodaca, R ERA: 2.52	(8, 1)	2.0		6	1	0	0	1	0	0	0	0	0	0	8	8	0.00	0.500

PITCHER	IP	WLS	BF	H	R	ER	SO	BB	IBB	HBP	BLK	WP	HR	S	P	ERA	WHIP

Batter	1	2	3	4	5	6	7	8	9	AB	R	H	RBI	BB	SO	LOB
Lenny Randle, S (1, 5) OBP: 0.388, SLG: 0.414	P6			G3		F7 1-H 3-H 3B			F7	5	0	1	2	0	0	0
Felix Millan, R (1, 4) OBP: 0.269, SLG: 0.310	F9			1B 1B 1B		E6 WP 1B 6-3	5-3			4	1	1	0	0	0	1
Steve Henderson, R (1, 7) OBP: 0.366, SLG: 0.520	P4			E8 1-H E 1B		WP 1-2 1B		5-3		4	1	2	0	0	0	0
John Milner, L (1, 3) OBP: 0.364, SLG: 0.445		G6-4-3 1B		B B B B E BB		6-3 1-2 2-H		B B B B 2B BB		2	2	1	1	2	0	1
Mike Vail, R (1, 9) OBP: 0.343, SLG: 0.470		G6-4-3 1-2f		E4 1-H 2-H 2B		S S S K		S S S K		4	0	1	2	0	2	3
John Stearns, R (1, 2) OBP: 0.391, SLG: 0.472		4-3		L8			B B B B 1B 3B BB	1-H 2B		3	1	1	1	1	0	1
Lee Mazzilli, S (1, 8) OBP: 0.321, SLG: 0.297		F7		P6			F9	P6		4	0	0	0	0	0	2
Doug Flynn, R (1, 6) OBP: 0.218, SLG: 0.246		F6-3		F5-3			F9		F8	4	0	0	0	0	0	1
Nino Espinosa, R (1, 1) OBP: 0.147, SLG: 0.125 Ron Hodges, L (3, PH) OBP: 0.333, SLG: 0.341 Bob Myrick, R (4, 1) Bobby Valentine, R (5, PH) OBP: 0.232, SLG: 0.234 Rick Baldwin, L (6, 1) Bruce Boisclair, L (7, PH) OBP: 0.332, SLG: 0.384 Bob Apodaca, R (8, 1) OBP: 0.500, SLG: 0.500 Ed Kranepool, L (9, PH) OBP: 0.338, SLG: 0.488				F8		F9	1-3 3B 1B		L9	0 1 0 1 0 1 1 0 1	0 0 0 0 0 0 1 0 0	0 0 0 0 0 0 1 0 0	0 0 0 0 0 0 1 0 1	0 0 0 0 0 0 0 0 0	0 0 0 0 0 0 0 0 0	0 0 0 0 0 0 0 0 0
Inning Stats	R: 0 E: 0 K: 0 S: 3 H: 0 LOB: 0 BB: 0 P: 3	R: 0 E: 0 K: 0 S: 3 H: 1 LOB: 0 BB: 0 P: 3	R: 0 E: 0 K: 0 S: 3 H: 0 LOB: 0 BB: 0 P: 3	R: 2 E: 2 K: 0 S: 5 H: 3 LOB: 1 BB: 1 P: 9	R: 0 E: 0 K: 0 S: 3 H: 0 LOB: 0 BB: 0 P: 3	R: 1 E: 1 K: 1 S: 7 H: 1 LOB: 1 BB: 0 P: 7	R: 2 E: 0 K: 0 S: 5 H: 2 LOB: 1 BB: 1 P: 9	R: 1 E: 0 K: 1 S: 6 H: 1 LOB: 1 BB: 1 P: 10	R: 0 E: 0 K: 0 S: 3 H: 0 LOB: 0 BB: 0 P: 3	1B: 5 2B: 2 3B: 1 HR: 0	SF: 0 SAC: 0 DP: 1 HBP: 0	WP: 1 PB: 0 SB: 0 CS: 0	PA: 37				

PITCHER		IP	WLS	BF	H	R	ER	SO	BB	IBB	HBP	BLK	WP	HR	S	P	ERA	WHIP
Dave Freisleben, R ERA: 4.98	(1, 1)	5.1	W	21	5	3	2	0	1	0	0	0	0	0	20	24	3.38	1.125
Tom Griffin, R ERA: 4.88	(6, 1)	1.1		7	2	2	2	1	1	0	0	0	1	0	8	12	13.50	2.250
Rollie Fingers, R ERA: 3.0	(7, 1)	2.1	S	9	1	1	1	1	1	0	0	0	0	0	10	14	3.86	0.857

PITCHER	IP	WLS	BF	H	R	ER	SO	BB	IBB	HBP	BLK	WP	HR	S	P	ERA	WHIP

BOTTOM

San Diego Padres @ New York Mets

Shea Stadium, Flushing, NY

Sat Jul 30 1977, 3:33 AM EDT

Att. 20,407 - Unknown

livebaseballscorecards.com

AB	34
R	6
H	8
RBI	6
BB	3
SO	2
LOB	9

Batter	1	2	3	4	5	6	7	8	9	AB	R	H	RBI	BB	SO	LOB
Gene Richards, L (1, 3) (6, 7) OBP: 0.351, SLG: 0.345	F7		CS, 1B		K	1B		1B		5	0	3	2	0	1	0
Bill Almon, R (1, 6) OBP: 0.300, SLG: 0.316	P4		L7		F8	1B		F9		5	0	1	1	0	0	3
Jerry Turner, L (1, 7) OBP: 0.337, SLG: 0.426	K		5-3			F9 / F8		1B		4	0	0	0	0	1	2
Dan Spillner, R (6, 1) OBP: 0.267, SLG: 0.083										0	0	0	0	0	0	0
Dave Kingman, R (8, PH) OBP: 0.270, SLG: 0.385										1	0	1	1	0	0	0
Rick Sawyer, R (8, 1) OBP: 0.320, SLG: 0.150										0	0	0	0	0	0	0
Dave Winfield, R (1, 9) OBP: 0.352, SLG: 0.518		1B, 2B		E, 1B		F6-3	K	5-3		5	1	2	0	0	1	2
George Hendrick, R (1, 8) OBP: 0.373, SLG: 0.467		1B		E8		1B, 2B	F3-6-1, BB		F6-3	4	1	3	0	1	0	0
Pat Scanlon, L (1, 4) OBP: 0.238, SLG: 0.205		G5-4-3, 1B		K		BB, 2B, 1B	F3-6-1		F5	5	1	2	2	0	1	3
Gene Tenace, R (1, 2) OBP: 0.412, SLG: 0.389		P3		F4		2B, BB		BB, 1B	5-3	4	2	1	0	1	0	4
Tucker Ashford, R (1, 5) OBP: 0.263, SLG: 0.321		G5-4-3		F7		1B, 2B		F8		4	1	1	2	0	0	5
Dave Wehrmeister, R (1, 1) OBP: 0.333, SLG: 0.500			1B, 2B		4-3	1B, 1B		1B, 1B, BB		1	1	1	0	0	0	0
Randy Jones, R (3, 1) OBP: 0.231, SLG: 0.208										1	0	0	0	0	0	0
Mike Ivie, R (6, PH) (6, 3) OBP: 0.345, SLG: 0.423										1	2	1	1	1	0	0
Inning Stats	R: 0 E: 0 K: 1 S: 5 / H: 0 LOB: 0 BB: 0 P: 5	R: 1 E: 0 K: 0 S: 5 / H: 3 LOB: 1 BB: 0 P: 5	R: 1 E: 0 K: 0 S: 4 / H: 2 LOB: 0 BB: 0 P: 4	R: 0 E: 1 K: 1 S: 7 / H: 2 LOB: 2 BB: 0 P: 7	R: 0 E: 0 K: 1 S: 5 / H: 0 LOB: 0 BB: 0 P: 5	R: 5 E: 0 K: 0 S: 9 / H: 6 LOB: 2 BB: 1 P: 13	R: 0 E: 0 K: 1 S: 4 / H: 0 LOB: 0 BB: 1 P: 8	R: 2 E: 0 K: 0 S: 6 / H: 3 LOB: 2 BB: 1 P: 10	R: 0 E: 0 K: 0 S: 3 / H: 0 LOB: 0 BB: 0 P: 3	1B: 12 2B: 4 3B: 0 HR: 0 / SF: 0 SAC: 0 DP: 2 HBP: 0						

TOP

San Diego Padres @ New York Mets

Shea Stadium, Flushing, NY

Sun Jul 31 1977, 3:33 AM EDT

Att. 13,386 - Unknown

livebaseballscorecards.com

AB	40
R	9
H	16
RBI	9
BB	3
SO	4
LOB	19

WP: 0 PB: 0 SB: 0 CS: 1 PA: 43

PITCHER		IP	WLS	BF	H	R	ER	SO	BB	IBB	HBP	BLK	WP	HR	S	P	ERA	WHIP
Craig Swan, R ERA: 3.91	(1, 1)	5.2	W	26	10	6	6	3	1	0	0	0	0	0	31	35	9.53	1.941
Rick Baldwin, R ERA: 5.12	(6, 1)	0.2		6	3	1	1	1	1	0	0	0	0	0	7	11	13.50	6.000
Bob Apodaca, R ERA: 2.8	(7, 1)	1.0		5	2	2	2	0	1	0	0	0	0	0	4	8	18.00	3.000
Skip Lockwood, R ERA: 3.38	(8, 1)	1.2	S	6	1	0	0	0	0	0	0	0	0	0	6	6	0.00	0.600

PITCHER	IP	WLS	BF	H	R	ER	SO	BB	IBB	HBP	BLK	WP	HR	S	P	ERA	WHIP

Batter	1	2	3	4	5	6	7	8	9	AB	R	H	RBI	BB	SO	LOB
Lenny Randle, S (1, 5) OBP: 0.388, SLG: 0.414	4-3		E 1B 1B	E5 E 1B 1B	F9		1-3 3-H 1B			5	2	2	1	0	0	1
Felix Millan, R (1, 4) OBP: 0.274, SLG: 0.310	BBBB HR BB		F8 1-3	E5 1-3 2-H 1B		BBBB BB	F9			3	2	1	1	2	0	3
Steve Henderson, R (1, 7) OBP: 0.374, SLG: 0.542	1-H HR		E PB 3-H 1B	1B 1B IBB		L6		6-3		4	3	2	3	1	0	1
John Milner, L (1, 3) OBP: 0.368, SLG: 0.446	BBBB FC1-6 BB		E1 PB E 1-3	1B 1-2 2-H 3-H 1B		P6		G6-4-3 1B		4	1	2	2	1	0	2
Mike Vail, R (1, 9) OBP: 0.335, SLG: 0.458	FC1-6 CS 1-2f		L6 1-2 3-H	SSS K		F8		G6-4-3 1-2f		5	0	0	0	0	1	6
John Stearns, R (1, 2) OBP: 0.395, SLG: 0.476	CS 1-2	1B	E1 2-H 1B	1-2 2-H 1B			5-3			4	0	3	1	0	0	0
Lee Mazzilli, S (1, 8) OBP: 0.323, SLG: 0.297		BBBB E BB	L6	F7			1B 1B 1B			3	1	1	0	1	0	3
Doug Flynn, R (1, 6) OBP: 0.226, SLG: 0.254		F6 1-2		SH1-4 1B 1B	F8		1B 1-3 1B			4	1	2	0	0	0	1
Craig Swan, R (1, 1) OBP: 0.125, SLG: 0.125		4-3		SH1-4 1-2	G3		SSS K			2	0	0	0	0	0	1
Rick Baldwin, L (6, 1)										0	0	0	0	0	0	0
Bob Apodaca, R (7, 1) OBP: 0.333, SLG: 0.333										1	0	0	0	0	1	2
Skip Lockwood, R (8, 1) OBP: 0.167, SLG: 0.167										0	0	0	0	0	0	0
Inning Stats	R: 2 E: 0 K: 0 S: 3 H: 1 LOB: 0 BB: 2 P: 11	R: 0 E: 1 K: 0 S: 3 H: 1 LOB: 1 BB: 1 P: 7	R: 3 E: 3 K: 0 S: 7 H: 3 LOB: 1 BB: 0 P: 7	R: 4 E: 2 K: 1 S: 10 H: 4 LOB: 2 BB: 1 P: 14	R: 0 E: 0 K: 0 S: 3 H: 0 LOB: 0 BB: 0 P: 3	R: 0 E: 0 K: 0 S: 3 H: 0 LOB: 1 BB: 1 P: 7	R: 1 E: 0 K: 1 S: 8 H: 3 LOB: 2 BB: 0 P: 8	R: 0 E: 0 K: 0 S: 3 H: 1 LOB: 0 BB: 0 P: 3		1B: 12 2B: 0 3B: 0 HR: 1 SF: 0 SAC: 1 DP: 1 HBP: 0						

PITCHER		IP	WLS	BF	H	R	ER	SO	BB	IBB	HBP	BLK	WP	HR	S	P	ERA	WHIP
Dave Wehrmeister, R ERA: 3.89	(1, 1)	2.1	L	13	4	5	2	0	3	0	0	0	0	1	10	22	7.71	3.000
Randy Jones, L ERA: 4.66	(3, 1)	2.2		15	5	4	2	1	0	1	0	0	0	0	16	20	6.75	1.875
Dan Spillner, R ERA: 3.35	(6, 1)	2.0		10	3	1	1	1	1	0	0	0	0	0	11	15	4.50	2.000
Rick Sawyer, R ERA: 5.65	(8, 1)	1.0		3	1	0	0	0	0	0	0	0	0	0	3	3	0.00	1.000

PITCHER		IP	WLS	BF	H	R	ER	SO	BB	IBB	HBP	BLK	WP	HR	S	P	ERA	WHIP

BOTTOM

San Diego Padres @ New York Mets

Shea Stadium, Flushing, NY

Sun Jul 31 1977, 3:33 AM EDT

Att. 13,386 - Unknown

livebaseballscorecards.com

AB	35
R	10
H	13
RBI	8
BB	5
SO	2
LOB	20

WP: 0 PB: 1 SB: 0 CS: 1 PA: 42

Batter	1	2	3	4	5	6	7	8	9	10	11	12	AB	R	H	RBI	BB	SO	LOB
Davey Lopes, R (1, 4) OBP: 0.359, SLG: 0.395	K		F8	F9		2B		F2			HR		6	1	2	1	0	1	0
Bill Russell, R (1, 6) OBP: 0.318, SLG: 0.378	F8 1B 2B		1B 3B 1B		F8		E FC3-2 1B		L7		1B		6	2	4	0	0	0	0
Reggie Smith, S (1, 9) OBP: 0.429, SLG: 0.567	F8 2-3		1-3 3B 1B		HR 1B		F8		K		F2		6	2	2	0	0	1	3
Ron Cey, R (1, 5) OBP: 0.385, SLG: 0.499	BB 3-H 1B		1-H 3-H 3B		1-H HR		E7 FC3-2 1-3		K			F8	6	1	3	5	0	1	1
Steve Garvey, R (1, 3) OBP: 0.339, SLG: 0.522	1-2 BB		K		HR		FC3-2 IBB			F8		K	4	1	1	1	2	2	1
Dusty Baker Jr., R (1, 7) OBP: 0.344, SLG: 0.481	F7		BB		F6-3		FC3-2 1-2 2-3 3-Hf			K		HBP	4	0	0	0	1	1	5
Joe Simpson, L (1, 8) OBP: 0.167, SLG: 0.091		K	F5	4-3			F5			F6		K	3	0	0	0	0	1	2
Boog Powell, L (7, PH) OBP: 0.419, SLG: 0.265													1	0	0	0	0	0	3
Charlie Hough, R (7, 1) OBP: 0.105, SLG: 0.222													0	0	0	0	0	0	0
Ed Goodson, L (10, PH) OBP: 0.200, SLG: 0.282													1	0	0	0	0	0	0
Mike Garman, R (10, 1)													1	0	0	0	0	1	1
Johnny Oates, L (1, 2) OBP: 0.349, SLG: 0.388		F9		G3		F9		F8			K		4	0	0	0	0	0	0
Steve Yeager, R (10, 2) OBP: 0.355, SLG: 0.464													1	0	0	0	0	1	0
Don Sutton, R (1, 1) OBP: 0.255, SLG: 0.234		K		K		F8		F7			K		3	0	0	0	0	2	0
Lance Rautzhan, R (6, 1)													0	0	0	0	0	0	0
Glenn Burke, R (7, 8) OBP: 0.259, SLG: 0.263													2	0	0	0	0	1	0
Inning Stats	R: 1 E: 0 K: 1 S: 7 H: 2 LOB: 2 BB: 1 P: 11	R: 0 E: 0 K: 2 S: 7 H: 0 LOB: 0 BB: 0 P: 7	R: 2 E: 0 K: 1 S: 8 H: 3 LOB: 2 BB: 1 P: 12	R: 0 E: 0 K: 1 S: 5 H: 0 LOB: 0 BB: 0 P: 5	R: 3 E: 0 K: 0 S: 6 H: 3 LOB: 0 BB: 0 P: 6	R: 0 E: 0 K: 0 S: 3 H: 1 LOB: 1 BB: 0 P: 3	R: 0 E: 1 K: 0 S: 5 H: 1 LOB: 3 BB: 1 P: 9	R: 0 E: 0 K: 0 S: 3 H: 0 LOB: 0 BB: 0 P: 3	R: 0 E: 0 K: 2 S: 7 H: 0 LOB: 0 BB: 0 P: 7	R: 0 E: 0 K: 1 S: 5 H: 0 LOB: 0 BB: 0 P: 5	R: 1 E: 0 K: 2 S: 9 H: 2 LOB: 1 BB: 0 P: 9	R: 0 E: 0 K: 2 S: 7 H: 0 LOB: 1 BB: 0 P: 8	1B: 6 2B: 2 3B: 1 HR: 3	SF: 0 SAC: 0 DP: 0 HBP: 1	WP: 0 PB: 0 SB: 0 CS: 0	PA: 52

TOP

Los Angeles Dodgers @ New York Mets

Shea Stadium, Flushing, NY

Mon Aug 01 1977, 7:05 PM EDT

Att. 9,062 - Unknown

livebaseballscorecards.com

AB	48
R	7
H	12
RBI	7
BB	3
SO	12
LOB	16

PITCHER		IP	WLS	BF	H	R	ER	SO	BB	IBB	HBP	BLK	WP	HR	S	P	ERA	WHIP
Pat Zachry, R ERA: 4.52	(1, 1)	6.0		28	9	6	6	5	2	0	0	0	0	2	36	44	9.00	1.833
Paul Siebert, L ERA: 5.4	(7, 1)	0.1		3	1	0	0	0	0	0	0	0	0	0	3	3	0.00	3.000
Skip Lockwood, R ERA: 3.23	(7, 1)	5.2	W	21	2	1	1	7	0	1	1	0	0	1	33	38	1.59	0.353

PITCHER		IP	WLS	BF	H	R	ER	SO	BB	IBB	HBP	BLK	WP	HR	S	P	ERA	WHIP

Batter	1	2	3	4	5	6	7	8	9	10	11	12	AB	R	H	RBI	BB	SO	LOB
Lenny Randle, S (1, 5) OBP: 0.391, SLG: 0.423	4-3	BB		1B		2B	F8		G3			1B	5	3	2	0	2	0	4
Felix Millan, R (1, 4) OBP: 0.281, SLG: 0.315	1-6-3	F3 1-2 2-3		G5-4-3 3-H		HR 1-H		SH1-4		F8		1B	5	1	2	2	2	0	2
Steve Henderson, R (1, 7) OBP: 0.370, SLG: 0.565	1B	F9		G5-4-3 1-2f		HR 2-H		P6		1-3		K	7	2	2	2	0	1	6
John Milner, L (1, 3) OBP: 0.369, SLG: 0.444	BB BB 3-H		1-3		F2	FC5-4		SH1-4 1-2		F6			3	0	1	1	1	0	0
Skip Lockwood, R (7, 1) OBP: 0.154, SLG: 0.154						BB						1B 1-2 2-H	1	0	0	0	0	0	0
Joel Youngblood, R (12, PH) OBP: 0.316, SLG: 0.286													1	0	1	1	0	0	0
John Stearns, R (1, 2) OBP: 0.400, SLG: 0.474	BB 1-2	2B			BB	FC5-4 1-2f		K			H	HBP	3	2	1	0	2	1	2
Mike Vail, R (1, 9) OBP: 0.335, SLG: 0.448	BB 1-2 2-3	K			F5		K2-3		FC1-5		F9		4	0	0	0	2	2	3
Lee Mazzilli, S (1, 8) OBP: 0.328, SLG: 0.304	F4	2B 1-H			1-3		S		F8 FC1-5 1-2		1B F5-2 1-2	1B	5	0	3	1	1	0	4
Doug Flynn, R (1, 6) OBP: 0.225, SLG: 0.252		BLK WP		F5-3		F6		F6-3 1-2		FC1-5 1-2 2-3f			5	0	1	0	0	0	4
Ed Kranepool, L (11, PH) OBP: 0.341, SLG: 0.491												1B 1-3 2-H	1	0	1	1	0	0	0
Bud Harrelson, S (11, PR) OBP: 0.256, SLG: 0.228													0	0	0	0	0	0	0
(12, 6)																			
Pat Zachry, R (1, 1) OBP: 0.171, SLG: 0.150		F2 1-2		K		6-3		BB		F8 2-3		F5-2 3-H	2	0	0	0	0	1	1
Ron Hodges, L (6, PH) OBP: 0.208, SLG: 0.333													1	0	0	0	0	0	0
Paul Siebert, L (7, 1)													0	0	0	0	0	0	0
Bobby Valentine, R (7, 3) OBP: 0.232, SLG: 0.234													0	0	0	0	0	0	0
Bruce Boisclair, L (7, PH) OBP: 0.332, SLG: 0.380													2	0	0	0	1	0	4
(8, 3)																			
Inning Stats	R: 1 H: 2 E: 0 LOB: 3 K: 0 BB: 2 S: 5 P: 13	R: 0 H: 1 E: 0 LOB: 2 K: 0 BB: 1 S: 4 P: 8	R: 1 H: 2 E: 0 LOB: 1 K: 1 BB: 0 S: 7 P: 7	R: 1 H: 2 E: 0 LOB: 1 K: 1 BB: 0 S: 6 P: 6	R: 0 H: 0 E: 0 LOB: 1 K: 0 BB: 1 S: 3 P: 7	R: 3 H: 2 E: 0 LOB: 1 K: 0 BB: 2 S: 5 P: 13	R: 0 H: 0 E: 0 LOB: 2 K: 1 BB: 2 S: 5 P: 13	R: 0 H: 0 E: 0 LOB: 1 K: 1 BB: 1 S: 5 P: 9	R: 0 H: 1 E: 0 LOB: 2 K: 0 BB: 1 S: 4 P: 8	R: 0 H: 0 E: 0 LOB: 0 K: 0 BB: 0 S: 3 P: 3	R: 1 H: 2 E: 0 LOB: 1 K: 0 BB: 0 S: 4 P: 5	R: 1 H: 2 E: 0 LOB: 2 K: 1 BB: 1 S: 5 P: 9	1B: 8 2B: 4 3B: 2 HR: 1	SF: 0 SAC: 1 DP: 2 HBP: 1	WP: 1 PB: 0 SB: 1 CS: 0	PA: 58			

PITCHER	IP	WLS	BF	H	R	ER	SO	BB	IBB	HBP	BLK	WP	HR	S	P	ERA	WHIP
Don Sutton, R (1, 1) ERA: 3.26	5.2		30	9	6	6	2	5	0	0	1	1	1	29	49	9.53	2.471
Lance Rautzhan, L (6, 1) ERA:	0.1		2	0	0	0	0	1	0	0	0	0	0	1	5	0.00	3.000
Charlie Hough, R (7, 1) ERA: 3.39	3.0		14	1	0	0	2	4	0	0	0	0	0	14	30	0.00	1.667
Mike Garman, R (10, 1) ERA: 2.23	2.1	L	12	4	2	2	1	0	1	1	0	0	0	12	17	7.71	1.714

PITCHER	IP	WLS	BF	H	R	ER	SO	BB	IBB	HBP	BLK	WP	HR	S	P	ERA	WHIP

BOTTOM

Los Angeles Dodgers @ New York Mets

Shea Stadium, Flushing, NY

Mon Aug 01 1977, 7:05 PM EDT

Att. 9,062 - Unknown

livebaseballscorecards.com

AB	45
R	8
H	14
RBI	8
BB	11
SO	5
LOB	30

Batter	1	2	3	4	5	6	7	8	9	AB	R	H	RBI	BB	SO	LOB
Davey Lopes, R (1, 4) OBP: 0.357, SLG: 0.392	F7		4-3		SH5-4 1B (1-2)	F8		5-3		5	0	1	0	0	0	2
Bill Russell, R (1, 6) OBP: 0.317, SLG: 0.377	3-1		1B 1B		SH5-4 (1-2, 2-3)		F9	F6-3		4	0	1	0	0	0	0
Reggie Smith, S (1, 9) OBP: 0.434, SLG: 0.568	BB		1B (1-2)		5-3		2B BB 1B		HR BB	3	2	2	0	2	0	2
Joe Simpson, L (9, 9) OBP: 0.167, SLG: 0.091										0	0	0	0	0	0	0
Ron Cey, R (1, 5) OBP: 0.385, SLG: 0.508	K		K		F4		BB 1B (1-3) 2B		1-H HR	5	2	2	2	0	2	5
Steve Garvey, R (1, 3) OBP: 0.340, SLG: 0.527		F7		HR		F9	BB 1B IBB		F8	4	2	1	1	1	0	0
Dusty Baker Jr., R (1, 7) OBP: 0.344, SLG: 0.479		K		F8	1B 1B 1B	BBBB	1B BB (1-2, 2-3, 3-H)		5-3	4	1	1	1	1	1	0
Glenn Burke, R (1, 8) OBP: 0.267, SLG: 0.282		2B	K	1B 1B (1-2)	F3		5-3			5	0	2	0	0	1	3
Steve Yeager, R (1, 2) OBP: 0.353, SLG: 0.460		K		F8	K	1B (1-3, 2-H, 3-H)				4	0	1	2	0	2	3
Tommy John, R (1, 1) OBP: 0.208, SLG: 0.208			K	SH5-4 1B	1B (1-3, 2-H)			F9		4	0	2	1	0	1	0
Inning Stats	R: 0 E: 0 K: 1 S: 5 H: 0 LOB: 1 BB: 1 P: 9	R: 0 E: 0 K: 2 S: 8 H: 1 LOB: 1 BB: 0 P: 8	R: 0 E: 0 K: 2 S: 9 H: 2 LOB: 2 BB: 0 P: 9	R: 1 E: 0 K: 1 S: 6 H: 1 LOB: 0 BB: 0 P: 6	R: 0 E: 0 K: 0 S: 5 H: 2 LOB: 2 BB: 0 P: 5	R: 1 E: 0 K: 1 S: 8 H: 3 LOB: 2 BB: 0 P: 8	R: 3 E: 0 K: 0 S: 5 H: 3 LOB: 2 BB: 2 P: 13	R: 0 E: 0 K: 0 S: 3 H: 0 LOB: 0 BB: 0 P: 3	R: 2 E: 0 K: 0 S: 4 H: 1 LOB: 0 BB: 1 P: 8	1B: 9 2B: 2 3B: 0 HR: 2	SF: 0 SAC: 1 DP: 0 HBP: 0						

TOP

Los Angeles Dodgers @ New York Mets

Shea Stadium, Flushing, NY

Tue Aug 02 1977, 7:05 PM EDT

Att. 24,145 - Unknown

livebaseballscorecards.com

AB	38
R	7
H	13
RBI	7
BB	4
SO	7
LOB	15

WP: 0 PB: 0 SB: 0 CS: 0 PA: 43

PITCHER		IP	WLS	BF	H	R	ER	SO	BB	IBB	HBP	BLK	WP	HR	S	P	ERA	WHIP
Jerry Koosman, L ERA: 3.24	(1, 1)	7.0	L	35	12	5	5	7	2	1	0	0	0	1	46	58	6.43	2.000
Bob Myrick, L ERA: 2.93	(8, 1)	2.0		8	1	2	2	0	1	0	0	0	0	1	7	11	9.00	1.000

PITCHER		IP	WLS	BF	H	R	ER	SO	BB	IBB	HBP	BLK	WP	HR	S	P	ERA	WHIP

Batter	1	2	3	4	5	6	7	8	9	AB	R	H	RBI	BB	SO	LOB
Lenny Randle, S (1, 5) OBP: 0.393, SLG: 0.424	F9		K		1B		1B			4	0	2	2	0	1	1
Felix Millan, R (1, 4) OBP: 0.278, SLG: 0.311	F8		6-3		1-3		F9			4	0	0	0	0	0	5
Steve Henderson, R (1, 7) OBP: 0.367, SLG: 0.556	K			G1		G6-4-3 1B		6-3		4	0	1	0	0	1	0
John Stearns, R (1, 2) OBP: 0.398, SLG: 0.469		F4		CS BB		G6-4-3 1-2f		6-3		3	0	0	0	1	0	1
John Milner, L (1, 3) OBP: 0.365, SLG: 0.438		G3		K 1-2		K		6-3		4	0	0	0	0	2	1
Mike Vail, R (1, 9) OBP: 0.338, SLG: 0.449		1B			2B 1B 1B		6-3		F9	4	1	2	0	0	0	0
Joel Youngblood, R (1, 8) OBP: 0.325, SLG: 0.288		K			K		BB		1B	3	0	1	0	1	2	2
Doug Flynn, R (1, 6) OBP: 0.233, SLG: 0.266			F9		1-3 1B 2B		1-2 1B		K	4	1	2	0	0	1	1
Jerry Koosman, R (1, 1) OBP: 0.125, SLG: 0.182			K		K		K		F6	2	0	0	0	0	2	3
Bruce Boisclair, L (7, PH) OBP: 0.330, SLG: 0.378										1	0	0	0	0	1	2
Bob Myrick, R (8, 1)										0	0	0	0	0	0	0
Jerry Grote, R (9, PH) OBP: 0.327, SLG: 0.310										1	0	0	0	0	0	1
Inning Stats	R: 0 H: 0 E: 0 LOB: 0 K: 1 BB: 0 S: 5 P: 5	R: 0 H: 1 E: 0 LOB: 1 K: 1 BB: 0 S: 6 P: 6	R: 0 H: 0 E: 1 LOB: 1 K: 2 BB: 0 S: 8 P: 8	R: 0 H: 0 E: 0 LOB: 1 K: 1 BB: 1 S: 4 P: 8	R: 2 H: 3 E: 0 LOB: 1 K: 2 BB: 0 S: 10 P: 10	R: 0 H: 1 E: 0 LOB: 0 K: 1 BB: 0 S: 5 P: 5	R: 0 H: 2 E: 0 LOB: 3 K: 1 BB: 1 S: 7 P: 11	R: 0 H: 0 E: 0 LOB: 0 K: 0 BB: 0 S: 3 P: 3	R: 0 H: 1 E: 0 LOB: 1 K: 1 BB: 0 S: 6 P: 6	1B: 7 SF: 0 2B: 2 SAC: 0 3B: 0 DP: 2 HR: 0 HBP: 0						

PITCHER	IP	WLS	BF	H	R	ER	SO	BB	IBB	HBP	BLK	WP	HR	S	P	ERA	WHIP
Tommy John, L (1, 1) ERA: 2.92	9.0	W	36	8	2	2	10	2	0	0	0	0	0	54	62	2.00	1.111

PITCHER	IP	WLS	BF	H	R	ER	SO	BB	IBB	HBP	BLK	WP	HR	S	P	ERA	WHIP

BOTTOM

Los Angeles Dodgers @ New York Mets

Shea Stadium, Flushing, NY

Tue Aug 02 1977, 7:05 PM EDT

Att. 24,145 - Unknown

livebaseballscorecards.com

AB	34
R	2
H	8
RBI	2
BB	2
SO	10
LOB	17

WP: 0	PA: 36				
PB: 0					
SB: 0					
CS: 1					

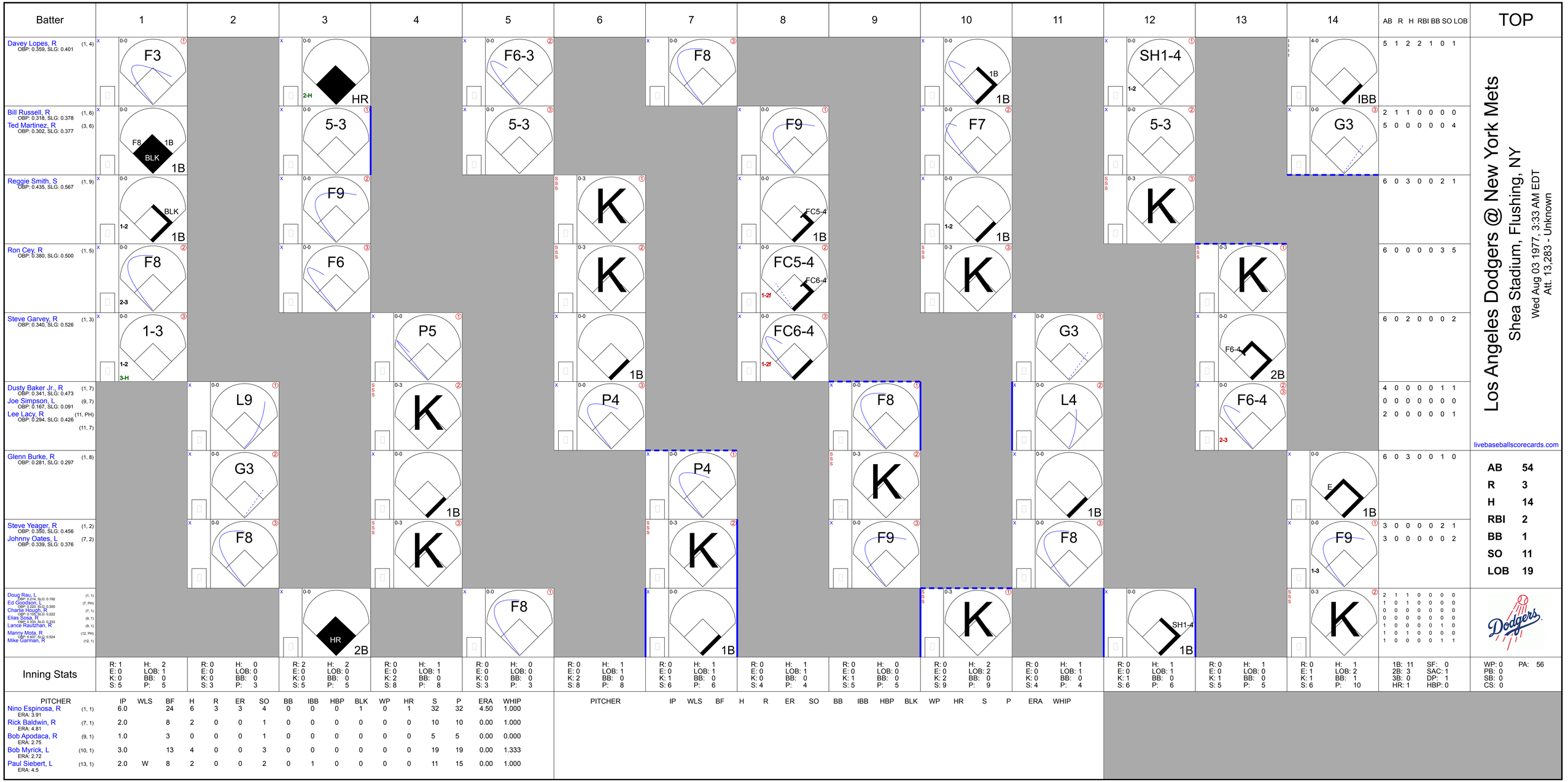
Batter
1
2
3
4
5
6
7
8
9
10
11
12
13
14
AB R H RBI BB SO LOB
TOP
Davey Lopes, R (1, 4)
OBP: 0.359, SLG: 0.401
F3
F6-3
F8
1B
SH1-4
IBB
5 1 2 2 1 0 1
Bill Russell, R (1, 6)
OBP: 0.318, SLG: 0.378
Ted Martinez, R (3, 6)
OBP: 0.302, SLG: 0.377
F8 1B
BLK
1B
5-3
5-3
F9
FC5-4
1B
5-3
G3
2 1 1 0 0 0 0
5 0 0 0 0 0 4
Reggie Smith, S (1, 9)
OBP: 0.435, SLG: 0.567
BLK
1-2
1B
F9
K
K
1-2
1B
K
6 0 3 0 0 2 1
Ron Cey, R (1, 5)
OBP: 0.380, SLG: 0.500
F8
2-3
F6
K
FC5-4
FC6-4
1-2f
K
K
6 0 0 0 0 3 5
Steve Garvey, R (1, 3)
OBP: 0.340, SLG: 0.526
1-3
1-2
3-H
P5
1B
FC6-4
1-2f
G3
F6-4
2B
6 0 2 0 0 0 2
Dusty Baker Jr., R (1, 7)
OBP: 0.341, SLG: 0.473
Joe Simpson, L (9, 7)
OBP: 0.167, SLG: 0.091
Lee Lacy, R (11, PH)
OBP: 0.294, SLG: 0.426 (11, 7)
L9
K
P4
F8
L4
F6-4
2-3
4 0 0 0 0 1 1
0 0 0 0 0 0 0
2 0 0 0 0 0 1
Glenn Burke, R (1, 8)
OBP: 0.281, SLG: 0.297
G3
1B
P4
K
1B
E
1B
6 0 3 0 0 1 0
Steve Yeager, R (1, 2)
OBP: 0.350, SLG: 0.456
Johnny Oates, L (7, 2)
OBP: 0.339, SLG: 0.376
F8
K
K
F9
F8
F9
1-3
3 0 0 0 0 2 1
3 0 0 0 0 0 2
Doug Rau, L (1, 1)
OBP: 0.214, SLG: 0.192
Ed Goodson, L (7, PH)
OBP: 0.220, SLG: 0.300
Charlie Hough, R (7, 1)
OBP: 0.000, SLG: 0.222
Elias Sosa, R (9, 1)
OBP: 0.333, SLG: 0.333
Lance Rautzhan, R (9, 1)
Manny Mota, R (12, PH)
OBP: 0.607, SLG: 0.524
Mike Garman, R (12, 1)
HR
2B
F8
1B
K
SH1-4
1B
K
2 1 1 0 0 0 0
1 0 1 0 0 0 0
0 0 0 0 0 0 0
0 0 0 0 0 0 0
1 0 0 0 0 1 0
1 0 1 0 0 0 0
1 0 0 0 0 1 1
Los Angeles Dodgers @ New York Mets
Shea Stadium, Flushing, NY
Wed Aug 03 1977, 3:33 AM EDT
Att. 13,283 - Unknown
livebaseballscorecards.com
AB 54
R 3
H 14
RBI 2
BB 1
SO 11
LOB 19
Inning Stats
R: 1 H: 2 E: 0 LOB: 1 K: 0 BB: 0 S: 5 P: 5
R: 0 H: 0 E: 0 LOB: 0 K: 0 BB: 0 S: 3 P: 3
R: 2 H: 2 E: 0 LOB: 0 K: 0 BB: 0 S: 5 P: 5
R: 0 H: 1 E: 0 LOB: 1 K: 2 BB: 0 S: 8 P: 8
R: 0 H: 0 E: 0 LOB: 0 K: 0 BB: 0 S: 3 P: 3
R: 0 H: 1 E: 0 LOB: 1 K: 2 BB: 0 S: 8 P: 8
R: 0 H: 1 E: 0 LOB: 1 K: 1 BB: 0 S: 6 P: 6
R: 0 H: 1 E: 0 LOB: 1 K: 0 BB: 0 S: 4 P: 4
R: 0 H: 0 E: 0 LOB: 0 K: 1 BB: 0 S: 5 P: 5
R: 0 H: 2 E: 0 LOB: 2 K: 2 BB: 0 S: 9 P: 9
R: 0 H: 1 E: 0 LOB: 1 K: 0 BB: 0 S: 4 P: 4
R: 0 H: 1 E: 0 LOB: 1 K: 1 BB: 0 S: 6 P: 6
R: 0 H: 1 E: 0 LOB: 0 K: 1 BB: 0 S: 5 P: 5
R: 0 H: 1 E: 1 LOB: 2 K: 1 BB: 1 S: 6 P: 10
1B: 11 SF: 0
2B: 3 SAC: 1
3B: 0 DP: 1
HR: 1 HBP: 0
PA: 56
WP: 0
PB: 0
SB: 0
CS: 0
PITCHER IP WLS BF H R ER SO BB IBB HBP BLK WP HR S P ERA WHIP
Nino Espinosa, R (1, 1) ERA: 3.91 6.0 24 6 3 3 4 0 0 0 1 0 1 32 32 4.50 1.000
Rick Baldwin, R (7, 1) ERA: 4.81 2.0 8 2 0 0 1 0 0 0 0 0 0 10 10 0.00 1.000
Bob Apodaca, R (9, 1) ERA: 2.75 1.0 3 0 0 0 1 0 0 0 0 0 0 5 5 0.00 0.000
Bob Myrick, L (10, 1) ERA: 2.72 3.0 13 4 0 0 3 0 0 0 0 0 0 19 19 0.00 1.333
Paul Siebert, L (13, 1) ERA: 4.5 2.0 W 8 2 0 0 2 0 1 0 0 0 0 11 15 0.00 1.000
PITCHER IP WLS BF H R ER SO BB IBB HBP BLK WP HR S P ERA WHIP

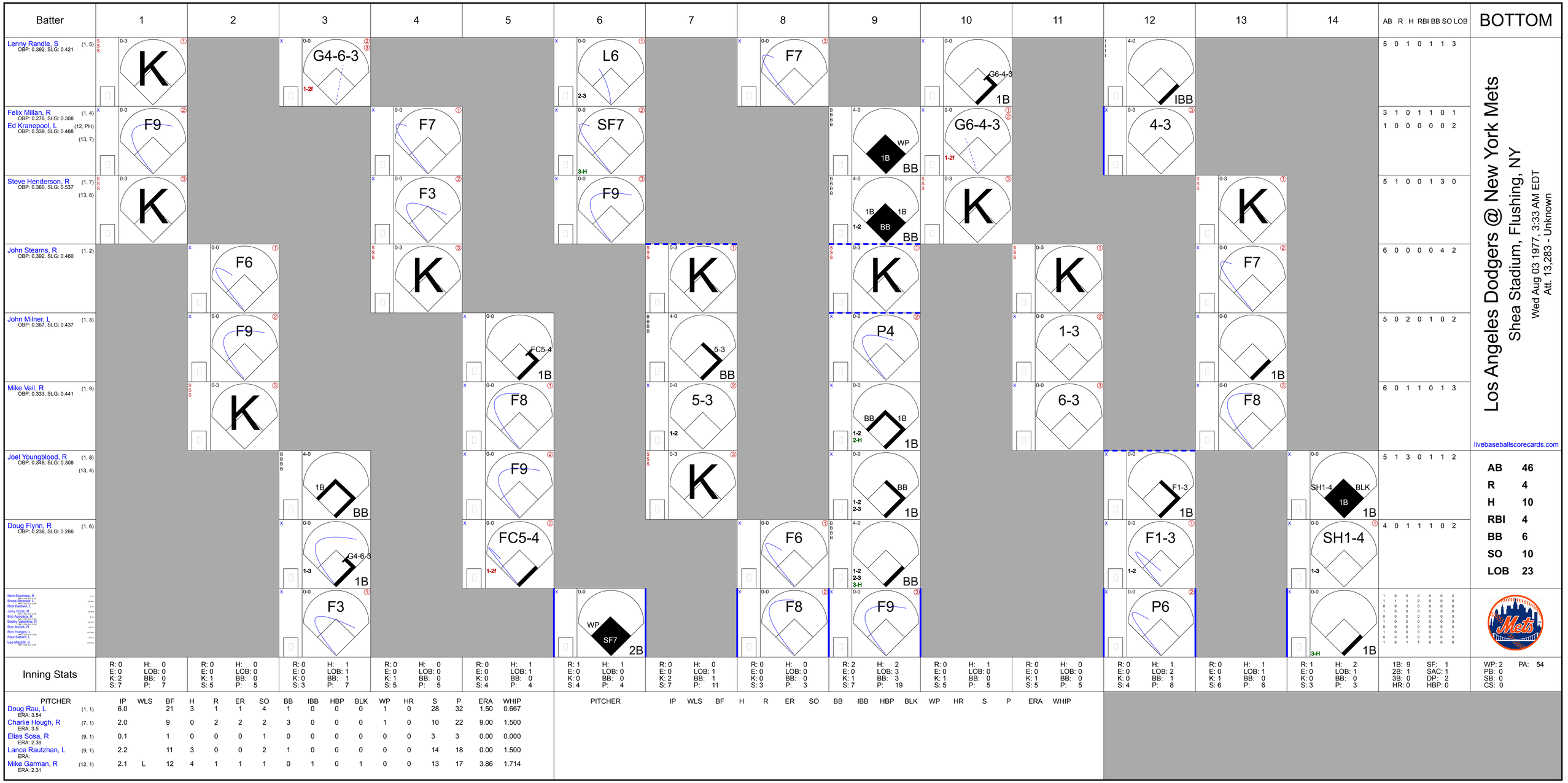
Batter
1
2
3
4
5
6
7
8
9
10
11
12
13
14
AB R H RBI BB SO LOB
BOTTOM
Lenny Randle, S (1, 5) OBP: 0.392, SLG: 0.421
Felix Millan, R (1, 4) OBP: 0.276, SLG: 0.308
Ed Kranepool, L (12, PH) OBP: 0.339, SLG: 0.488 (13, 7)
Steve Henderson, R (1, 7) OBP: 0.360, SLG: 0.537 (13, 8)
John Stearns, R (1, 2) OBP: 0.392, SLG: 0.460
John Milner, L (1, 3) OBP: 0.367, SLG: 0.437
Mike Vail, R (1, 9) OBP: 0.333, SLG: 0.441
Joel Youngblood, R (1, 8) OBP: 0.348, SLG: 0.308 (13, 4)
Doug Flynn, R (1, 6) OBP: 0.238, SLG: 0.266
Nino Espinosa, R
Bruce Boisclair, L
Rick Baldwin, L
Jerry Grote, R
Bob Apodaca, R
Bobby Valentine, R
Bob Myrick, R
Ron Hodges, L
Paul Siebert, L
Lee Mazzilli, S
Los Angeles Dodgers @ New York Mets
Shea Stadium, Flushing, NY
Wed Aug 03 1977, 3:33 AM EDT
Att. 13,283 - Unknown
livebaseballscorecards.com
AB 46
R 4
H 10
RBI 4
BB 6
SO 10
LOB 23
Inning Stats
PITCHER IP WLS BF H R ER SO BB IBB HBP BLK WP HR P ERA WHIP
Doug Rau, L (1, 1) ERA: 3.54 6.0 21 3 1 1 4 1 0 0 0 1 0 28 32 1.50 0.667
Charlie Hough, R (7, 1) ERA: 3.5 2.0 9 0 2 2 2 3 0 0 0 1 0 10 22 9.00 1.500
Elias Sosa, R (9, 1) ERA: 2.39 0.1 1 0 0 0 1 0 0 0 0 0 0 3 3 0.00 0.000
Lance Rautzhan, L (9, 1) ERA: 2.2 11 3 0 0 2 1 0 0 0 0 0 0 14 18 0.00 1.500
Mike Garman, R (12, 1) ERA: 2.31 2.1 L 12 4 1 1 1 0 1 0 1 0 0 13 17 3.86 1.714
1B: 9 SF: 1
2B: 1 SAC: 1
3B: 0 DP: 2
HR: 0 HBP: 0
WP: 2 PA: 54
PB: 0
SB: 0
CS: 0

Batter	1	2	3	4	5	6	7	8	9	AB	R	H	RBI	BB	SO	LOB
Bill Madlock, R (1, 5) OBP: 0.360, SLG: 0.426	F8			1B 2B 1B	F6-3			G3 SH1-4 1B		4	1	2	0	0	0	0
Derrel Thomas, S (1, 8) OBP: 0.302, SLG: 0.326	CS BB			F3	3B			SH1-4 1-2		2	0	1	0	1	0	1
Darrell Evans, L (1, 7) OBP: 0.344, SLG: 0.394	F9 1-2			2B BB 1-3 1B	F8			G3 2-3		4	1	1	0	0	0	3
Gary Thomasson, L (1, 9) OBP: 0.344, SLG: 0.467		F7		BB FC5-2 1-3 3-H 2B		L9		F6		4	0	1	1	0	0	1
Willie McCovey, L (1, 3) OBP: 0.373, SLG: 0.492		F6		FC5-2 BB IBB		P5			4-3	3	0	0	0	1	0	0
Vic Harris, S (1, 4) OBP: 0.339, SLG: 0.378		F9		FC5-2 BB 1-2 2-3 3-H		G3			K	3	0	0	1	1	1	0
Tim Foli, R (1, 6) OBP: 0.234, SLG: 0.347			F8	FC5-2 1-2 2-3 3-Hf			F8		1B	4	0	1	0	0	0	3
Johnnie LeMaster, R (9, PR) OBP: 0.239, SLG: 0.267										0	0	0	0	0	0	0
Gary Alexander, R (1, 2) OBP: 0.400, SLG: 0.440			F8	K			P4		K	4	0	0	0	0	2	4
Lynn McGlothen, L (1, 1) OBP: 0.105, SLG: 0.158			K		4-3		F8			2	0	0	0	0	1	0
Charlie Williams, R (6, 1) OBP: 0.231, SLG: 0.231										0	0	0	0	0	0	0
Randy Elliott, R (7, PH) OBP: 0.288, SLG: 0.389										1	0	0	0	0	0	0
Gary Lavelle, S (7, 1)										0	0	0	0	0	0	0
Inning Stats	R: 0 E: 0 K: 0 S: 2 H: 0 LOB: 0 BB: 1 P: 6	R: 0 E: 0 K: 0 S: 3 H: 0 LOB: 0 BB: 0 P: 3	R: 0 E: 0 K: 1 S: 5 H: 0 LOB: 0 BB: 0 P: 5	R: 2 E: 0 K: 1 S: 8 H: 3 LOB: 3 BB: 2 P: 16	R: 0 E: 0 K: 0 S: 4 H: 1 LOB: 1 BB: 0 P: 4	R: 0 E: 0 K: 0 S: 3 H: 0 LOB: 0 BB: 0 P: 3	R: 0 E: 0 K: 0 S: 3 H: 0 LOB: 0 BB: 0 P: 3	R: 0 E: 0 K: 0 S: 4 H: 1 LOB: 1 BB: 0 P: 4	R: 0 E: 0 K: 2 S: 8 H: 1 LOB: 1 BB: 0 P: 8	1B: 4 2B: 1 3B: 1 HR: 0	SF: 0 SAC: 1 DP: 0 HBP: 0						

PITCHER		IP	WLS	BF	H	R	ER	SO	BB	IBB	HBP	BLK	WP	HR	S	P	ERA	WHIP
Craig Swan, R ERA: 3.81	(1, 1)	7.1		29	5	2	2	2	2	1	0	0	0	0	30	42	2.46	0.955
Bob Myrick, L ERA: 2.62	(8, 1)	1.2	W	6	1	0	0	2	0	0	0	0	0	0	10	10	0.00	0.600

PITCHER	IP	WLS	BF	H	R	ER	SO	BB	IBB	HBP	BLK	WP	HR	S	P	ERA	WHIP

TOP

San Francisco Giants @ New York Mets

Shea Stadium, Flushing, NY

Fri Aug 05 1977, 7:05 PM EDT

Att. 15,747 - Unknown

livebaseballscorecards.com

AB	31
R	2
H	6
RBI	2
BB	3
SO	4
LOB	12

WP: 0 PB: 0 SB: 0 CS: 1 PA: 35

BOTTOM

San Francisco Giants @ New York Mets

Shea Stadium, Flushing, NY

Fri Aug 05 1977, 7:05 PM EDT

Att. 15,747 - Unknown

livebaseballscorecards.com

Batter	1	2	3	4	5	6	7	8	9	AB	R	H	RBI	BB	SO	LOB
Lenny Randle, S (1, 5) OBP: 0.395, SLG: 0.423	F7	BB			L8	BB		1-3 2-H 2B		3	0	1	1	2	0	1
Felix Millan, R (1, 4) OBP: 0.275, SLG: 0.306	1B	4-3			FC6-4 1-2f	F9		4-3		5	1	1	0	0	0	6
Steve Henderson, R (1, 7) OBP: 0.369, SLG: 0.547	1B BB 1-3		BB G4-6-3		1-3		L3			3	0	2	0	1	0	0
John Milner, L (1, 3) OBP: 0.369, SLG: 0.433	BB 1-2		G4-6-3 1-2f		IBB		3-1			2	0	0	0	2	0	1
Mike Vail, R (1, 9) OBP: 0.332, SLG: 0.438	1B 1-2 2-3 3-H		K		5-3		6-3			4	0	1	1	0	1	3
Bob Myrick, R (8, 1)										0	0	0	0	0	0	0
John Stearns, R (1, 2) OBP: 0.387, SLG: 0.454	F5			K		6-3		5-3		4	0	0	0	0	1	3
Lee Mazzilli, S (1, 8) OBP: 0.329, SLG: 0.309	G1			G3		1B 2B		P4		4	1	1	0	0	0	3
Doug Flynn, R (1, 6) OBP: 0.245, SLG: 0.272		F8		F1-3		SH3 2-H 1B		1B 2B 1B		4	1	2	1	0	0	0
Craig Swan, R (1, 1) OBP: 0.147, SLG: 0.147		F8			FC6-4 1B	SH3 1-2		2B 1-2 1B		2	0	1	0	0	0	0
Joel Youngblood, R (8, 9) OBP: 0.356, SLG: 0.316										1	0	1	0	0	0	0
Inning Stats	R: 1 E: 0 K: 0 S: 6 H: 3 LOB: 3 BB: 1 P: 10	R: 0 E: 0 K: 0 S: 3 H: 0 LOB: 1 BB: 1 P: 7	R: 0 E: 0 K: 1 S: 4 H: 0 LOB: 0 BB: 1 P: 8	R: 0 E: 0 K: 1 S: 5 H: 0 LOB: 0 BB: 0 P: 5	R: 0 E: 0 K: 0 S: 5 H: 2 LOB: 3 BB: 1 P: 9	R: 1 E: 0 K: 0 S: 5 H: 2 LOB: 2 BB: 1 P: 9	R: 0 E: 0 K: 0 S: 3 H: 0 LOB: 0 BB: 0 P: 3	R: 1 E: 0 K: 0 S: 6 H: 3 LOB: 2 BB: 0 P: 6		1B: 7 2B: 3 3B: 0 HR: 0		SF: 0 SAC: 1 DP: 1 HBP: 0				

	AB	32
	R	3
	H	10
	RBI	3
	BB	5
	SO	2
	LOB	17

PITCHER		IP	WLS	BF	H	R	ER	SO	BB	IBB	HBP	BLK	WP	HR	S	P	ERA	WHIP
Lynn McGlothen, R ERA: 5.74	(1, 1)	5.2		28	7	2	2	2	4	1	0	0	0	0	27	47	3.18	1.941
Charlie Williams, R ERA: 4.39	(6, 1)	0.1		1	0	0	0	0	0	0	0	0	0	0	1	1	0.00	0.000
Gary Lavelle, L ERA: 1.44	(7, 1)	2.0	L	9	3	1	1	0	0	0	0	0	0	0	9	9	4.50	1.500

PITCHER	IP	WLS	BF	H	R	ER	SO	BB	IBB	HBP	BLK	WP	HR	S	P	ERA	WHIP

WP: 0	PB: 0	SB: 0	CS: 0	PA: 38		

Batter	1	2	3	4	5	6	7	8	9	AB	R	H	RBI	BB	SO	LOB
Bill Madlock, R (1, 5) OBP: 0.356, SLG: 0.421	F3	4-3			1-3	F6		K		5	0	0	0	0	1	4
Darrell Evans, L (1, 7) OBP: 0.348, SLG: 0.405	HR		BB		P5		1B	3-1		4	2	2	1	1	0	0
Randy Moffitt, R (8, 1)										0	0	0	0	0	0	0
Jack Clark, R (1, 9) OBP: 0.344, SLG: 0.451	HR		F9		F8		1-2		F6	5	2	2	1	0	0	1
Willie McCovey, L (1, 3) OBP: 0.375, SLG: 0.495	F6	F8				1B 1B	F4-6-3		F9	4	1	2	2	0	0	1
Derrel Thomas, S (7, PR) OBP: 0.301, SLG: 0.325							1-H			1	1	0	0	0	0	0
(7, 8)							2-H									
Gary Thomasson, L (1, 8) OBP: 0.350, SLG: 0.470	1B		1-3			1-2	F4-6-3		K	4	1	3	0	1	1	0
(7, 3)							IBB									
Vic Harris, S (1, 4) OBP: 0.336, SLG: 0.374	1-3		F9		F5		F4-6-3			4	0	1	0	0	0	6
							1-2									
							2-3									
Tim Foli, R (1, 6) OBP: 0.241, SLG: 0.356		F9		5-3		2B				4	0	3	1	0	0	0
						1-2										
						2-3										
Marc Hill, R (1, 2) OBP: 0.318, SLG: 0.375		F9		5-3		1-3	F1			4	0	1	2	0	0	3
		2-3				2-H										
						3-H										
Ed Halicki, R (1, 1) OBP: 0.196, SLG: 0.222		K		F6		F2		CS		3	0	0	0	0	1	3
Randy Elliott, R (8, PH) OBP: 0.294, SLG: 0.394										1	0	1	0	0	0	0
(8, 7)																
Inning Stats	R: 2 E: 0 K: 0 S: 6 H: 4 LOB: 2 BB: 0 P: 6	R: 0 E: 0 K: 1 S: 6 H: 1 LOB: 1 BB: 0 P: 6	R: 0 E: 0 K: 0 S: 4 H: 1 LOB: 2 BB: 1 P: 8	R: 0 E: 0 K: 0 S: 3 H: 0 LOB: 0 BB: 0 P: 3	R: 0 E: 0 K: 0 S: 3 H: 0 LOB: 0 BB: 0 P: 3	R: 2 E: 0 K: 0 S: 7 H: 4 LOB: 2 BB: 0 P: 7	R: 3 E: 0 K: 0 S: 6 H: 4 LOB: 2 BB: 1 P: 10	R: 0 E: 0 K: 1 S: 5 H: 1 LOB: 0 BB: 0 P: 5	R: 0 E: 0 K: 1 S: 5 H: 0 LOB: 0 BB: 0 P: 5	1B: 10 2B: 4 3B: 0 HR: 2 SF: 0 SAC: 0 DP: 2 HBP: 0	WP: 0 PB: 0 SB: 0 CS: 1 PA: 41					

PITCHER		IP	WLS	BF	H	R	ER	SO	BB	IBB	HBP	BLK	WP	HR	S	P	ERA	WHIP
Pat Zachry, R ERA: 4.61	(1, 1)	5.1	L	26	10	4	4	1	1	0	0	0	0	2	27	31	6.75	2.062
Rick Baldwin, R ERA: 5.35	(6, 1)	1.2		9	4	3	3	0	0	1	0	0	0	0	8	12	16.20	2.400
Paul Siebert, L ERA: 3.86	(8, 1)	2.0		6	1	0	0	2	0	0	0	0	0	0	10	10	0.00	0.500

PITCHER	IP	WLS	BF	H	R	ER	SO	BB	IBB	HBP	BLK	WP	HR	S	P	ERA	WHIP

TOP

San Francisco Giants @ New York Mets

Shea Stadium, Flushing, NY

Sat Aug 06 1977, 7:05 PM EDT

Att. 13,899 - Unknown

livebaseballscorecards.com

AB	39
R	7
H	15
RBI	7
BB	2
SO	3
LOB	18

San Francisco Giants @ New York Mets

Shea Stadium, Flushing, NY

Sat Aug 06 1977, 7:05 PM EDT
Att. 13,899 - Unknown

livebaseballscorecards.com

Batter	1	2	3	4	5	6	7	8	9	AB	R	H	RBI	BB	SO	LOB
Lenny Randle, S (1, 5) OBP: 0.390, SLG: 0.418	G3		4-3		4-3		F8			4	0	0	0	0	0	3
Felix Millan, R (1, 4) OBP: 0.281, SLG: 0.312	F9			6-3 1B		G6-4-3 1B		FC5-4 1B		4	0	3	0	0	0	0
Steve Henderson, R (1, 7) OBP: 0.360, SLG: 0.532	K			6-3 1-2		G6-4-3 1-2f		FC5-4 1-2f 1B		4	1	0	0	0	1	3
Ed Kranepool, L (1, 3) OBP: 0.333, SLG: 0.479		6-3		F8		F6		F8		4	0	0	0	0	0	2
Bruce Boisclair, L (1, 9) OBP: 0.337, SLG: 0.389		K		4-3			E 1B 1B	2-H 1B		4	1	2	1	0	1	1
Ron Hodges, L (1, 2) OBP: 0.354, SLG: 0.362		1B			SH 1B		E7 1-3 E 1B	F8		4	1	3	0	0	0	1
Lee Mazzilli, S (1, 8) OBP: 0.327, SLG: 0.306		F7			SH 1-2		K		G3	3	0	0	0	0	1	3
Doug Flynn, R (1, 6) OBP: 0.247, SLG: 0.273			F4-3		F3		E8 G3 2-H 3-H 1B		4-3	3	0	1	1	0	0	2
Bobby Valentine, R (8, 6) OBP: 0.229, SLG: 0.230										1	0	0	0	0	0	0
Pat Zachry, R (1, 1) OBP: 0.163, SLG: 0.143			K		K		G3 2-3		5-3	2	0	0	0	0	2	2
Rick Baldwin, L (6, 1)										0	0	0	0	0	0	0
John Milner, L (7, PH) OBP: 0.368, SLG: 0.432										1	0	0	0	0	0	1
Paul Siebert, L (8, 1)										0	0	0	0	0	0	0
Joel Youngblood, R (9, PH) OBP: 0.352, SLG: 0.313										1	0	0	0	0	0	0

Inning Stats	1	2	3	4	5	6	7	8	9	1B	SF	WP	PA
	R: 0 H: 0 E: 0 LOB: 0 K: 1 BB: 0 S: 5 P: 5	R: 0 H: 1 E: 0 LOB: 1 K: 1 BB: 0 S: 6 P: 6	R: 0 H: 0 E: 0 LOB: 0 K: 1 BB: 0 S: 5 P: 5	R: 0 H: 1 E: 0 LOB: 1 K: 0 BB: 0 S: 4 P: 4	R: 0 H: 1 E: 1 LOB: 2 K: 1 BB: 0 S: 7 P: 7	R: 0 H: 1 E: 0 LOB: 0 K: 0 BB: 0 S: 3 P: 3	R: 2 H: 3 E: 2 LOB: 1 K: 1 BB: 0 S: 8 P: 8	R: 1 H: 2 E: 1 LOB: 1 K: 0 BB: 0 S: 5 P: 5	R: 0 H: 0 E: 0 LOB: 0 K: 0 BB: 0 S: 3 P: 3	1B: 9 2B: 0 3B: 0 HR: 0	SF: 0 SAC: 1 DP: 1 HBP: 0	WP: 0 PB: 0 SB: 0 CS: 0	PA: 36

PITCHER		IP	WLS	BF	H	R	ER	SO	BB	IBB	HBP	BLK	WP	HR	S	P	ERA	WHIP
Ed Halicki, R ERA: 3.57	(1, 1)	7.0	W	28	7	2	2	5	0	0	0	0	0	0	38	38	2.57	1.000
Randy Moffitt, R ERA: 3.57	(8, 1)	2.0		8	2	1	0	0	0	0	0	0	0	0	8	8	0.00	1.000

PITCHER	IP	WLS	BF	H	R	ER	SO	BB	IBB	HBP	BLK	WP	HR	S	P	ERA	WHIP

Batter	1	2	3	4	5	6	7	8	9	AB	R	H	RBI	BB	SO	LOB
Bill Madlock, R (1, 5) OBP: 0.354, SLG: 0.416	F8	5-3		HBP G3	G5-4-3 1-2f		K			4	0	0	0	0	1	6
Derrel Thomas, S (1, 8) OBP: 0.303, SLG: 0.326	1B 1B 1B		F8	G3 1-2		CS 1B		F6		5	1	2	0	0	0	2
Jack Clark, R (1, 9) OBP: 0.342, SLG: 0.446	1B 1-3 1B		F5	5-3		K 1-2		F7		5	0	1	0	0	1	4
Randy Elliott, R (1, 7) OBP: 0.306, SLG: 0.412	FC6-4 1-2 3-H 1B		5-3		2B BB 1B	K		2B		5	1	3	1	0	1	0
Gary Thomasson, L (1, 3) OBP: 0.354, SLG: 0.472	F7			1B 1B BB	BB E 1-3 2B		4-3 S SF9 BB	K		3	3	1	0	2	1	3
Vic Harris, S (1, 4) OBP: 0.338, SLG: 0.376 Rob Andrews, R (4, PR) OBP: 0.347, SLG: 0.299 (4, 4)	FC6-4 1-2f			1B 1-2 2B 1B	P4		4-3 1-3		F8	2 3	0 1	1 0	0 0	0 0	0 0	2 3
Tim Foli, R (1, 6) OBP: 0.247, SLG: 0.356		F3		2B 1-2 2-H 1B	IBB E BB		BB 1B		F7	3	1	1	1	2	0	0
Gary Alexander, R (1, 2) OBP: 0.415, SLG: 0.509		3B		2B 1-H 2-H	BB E 1-2 2-3 3-H		SF9 3-H		F6-3	3	0	2	4	1	0	0
John Montefusco, R (1, 1) OBP: 0.171, SLG: 0.212 Gary Lavelle, S (7, 1)		5-3		6-3	E6 G5-4-3 1-2 2-3 3-H		1B 1-2			4 0	0 0	1 0	1 0	0 0	0 0	5 0
Inning Stats	R: 1 E: 0 K: 0 S: 6 H: 3 LOB: 2 BB: 0 P: 6	R: 0 E: 0 K: 0 S: 4 H: 1 LOB: 1 BB: 0 P: 4	R: 0 E: 0 K: 0 S: 3 H: 0 LOB: 0 BB: 0 P: 3	R: 3 E: 0 K: 0 S: 6 H: 3 LOB: 3 BB: 1 P: 11	R: 2 E: 1 K: 0 S: 5 H: 2 LOB: 2 BB: 2 P: 13	R: 0 E: 0 K: 2 S: 7 H: 1 LOB: 0 BB: 0 P: 7	R: 1 E: 0 K: 1 S: 6 H: 1 LOB: 2 BB: 2 P: 14	R: 0 E: 0 K: 1 S: 6 H: 1 LOB: 1 BB: 0 P: 6	R: 0 E: 0 K: 0 S: 3 H: 0 LOB: 0 BB: 0 P: 3	1B: 8 2B: 3 3B: 1 HR: 0 SF: 1 SAC: 0 DP: 1 HBP: 1						

PITCHER		IP	WLS	BF	H	R	ER	SO	BB	IBB	HBP	BLK	WP	HR	S	P	ERA	WHIP
Jon Matlack, L ERA: 3.95	(1, 1)	1.0		6	3	1	1	0	0	0	0	0	0	0	6	6	9.00	3.000
Bob Apodaca, R ERA: 3.36	(2, 1)	3.1	L	20	6	5	5	0	2	1	1	0	0	0	16	29	13.50	2.400
Rick Baldwin, R ERA: 5.25	(5, 1)	0.2		2	0	0	0	0	0	0	0	0	0	0	2	2	0.00	0.000
Bob Myrick, L ERA: 2.7	(6, 1)	2.0		9	2	1	1	3	2	0	0	0	0	0	13	21	4.50	2.000
Paul Siebert, L ERA: 3.38	(8, 1)	2.0		7	1	0	0	1	0	0	0	0	0	0	9	9	0.00	0.500

PITCHER	IP	WLS	BF	H	R	ER	SO	BB	IBB	HBP	BLK	WP	HR	S	P	ERA	WHIP

TOP

San Francisco Giants @ New York Mets

Shea Stadium, Flushing, NY

Sun Aug 07 1977, 3:33 AM EDT
Att. 15,826 - Unknown

livebaseballscorecards.com

AB	37
R	7
H	12
RBI	7
BB	5
SO	4
LOB	25

1B: 8	SF: 1	WP: 0	PA: 44
2B: 3	SAC: 0	PB: 0	
3B: 1	DP: 1	SB: 1	
HR: 0	HBP: 1	CS: 1	

Batter	1	2	3	4	5	6	7	8	9	AB	R	H	RBI	BB	SO	LOB
Lenny Randle, S (1, 5) OBP: 0.393, SLG: 0.428	HR		4-3		2B / BB		WP / S / FC1-2 / 1B		F9	4	2	2	1	1	0	0
Felix Millan, R (1, 4) OBP: 0.287, SLG: 0.316	5-3			BB	1-H / 3-H / 2B		BB / FC1-2 / 1-3 / BB		K	2	0	1	2	2	0	0
Paul Siebert, L (8, 1)										0	0	0	0	0	0	0
Jerry Grote, R (9, PH) OBP: 0.321, SLG: 0.304										1	0	0	0	0	1	0
Steve Henderson, R (1, 7) OBP: 0.352, SLG: 0.519	L4			K	6-3		FC1-2 / BB / 1-2 / 3-H			4	0	0	0	0	1	4
Ed Kranepool, L (1, 3) OBP: 0.333, SLG: 0.482	6-3			F5		FC6-5 / 2B	1-2 / 2-3 / BB			3	0	1	0	0	0	1
Mike Vail, R (7, PH) OBP: 0.335, SLG: 0.438										0	0	0	0	1	0	0
(8, 9)																
Bruce Boisclair, L (1, 9) OBP: 0.332, SLG: 0.383		4-3		F7		FC6-5 / 1B / 2-3	F2			3	0	0	0	0	0	2
John Stearns, R (7, PH) OBP: 0.386, SLG: 0.452										1	0	0	0	0	0	3
(8, 3)																
(9, 2)																
Ron Hodges, L (1, 2) OBP: 0.333, SLG: 0.340		F7			E5 / 1B / SF9	F8		F9		3	1	0	0	0	0	1
Doug Flynn, R (8, PH) OBP: 0.245, SLG: 0.272										1	0	0	0	0	0	0
(9, 6)																
Lee Mazzilli, S (1, 8) OBP: 0.326, SLG: 0.305		F5			F9	1-2 / 1B		F6		4	0	1	0	0	0	1
Bobby Valentine, R (1, 6) OBP: 0.229, SLG: 0.231			F8		SF9 / 1-3 / 2B / 1B	4-3		F8		4	1	1	0	0	0	2
(9, 3)																
Jon Matlack, L (1, 1) OBP: 0.163, SLG: 0.070			5-3		SF9 / 2-3 / 3-H		K		F9	0	0	0	0	0	0	0
Bob Apodaca, R (2, 1) OBP: 0.250, SLG: 0.250										1	0	0	0	0	0	0
Rick Baldwin, L (5, 1)										0	0	0	0	0	0	0
John Milner, L (5, PH) OBP: 0.367, SLG: 0.432										0	0	0	1	0	0	0
Bob Myrick, R (6, 1)										0	0	0	0	0	0	0
Joel Youngblood, R (7, PH) OBP: 0.344, SLG: 0.305										2	0	0	0	0	1	0
(8, 4)																
Inning Stats	R: 1 H: 1 E: 0 LOB: 0 K: 0 BB: 0 S: 4 P: 4	R: 0 H: 0 E: 0 LOB: 0 K: 0 BB: 0 S: 3 P: 3	R: 0 H: 0 E: 0 LOB: 0 K: 0 BB: 0 S: 3 P: 3	R: 0 H: 0 E: 0 LOB: 1 K: 1 BB: 1 S: 5 P: 9	R: 3 H: 2 E: 1 LOB: 1 K: 0 BB: 1 S: 6 P: 10	R: 0 H: 2 E: 0 LOB: 2 K: 0 BB: 0 S: 5 P: 5	R: 0 H: 1 E: 0 LOB: 3 K: 1 BB: 2 S: 6 P: 14	R: 0 H: 0 E: 0 LOB: 0 K: 0 BB: 0 S: 3 P: 3	R: 0 H: 0 E: 0 LOB: 0 K: 1 BB: 0 S: 5 P: 5	1B: 3 SF: 1 2B: 2 SAC: 0 3B: 0 DP: 0 HR: 1 HBP: 0							

BOTTOM

San Francisco Giants @ New York Mets

Shea Stadium, Flushing, NY

Sun Aug 07 1977, 3:33 AM EDT

Att. 15,826 - Unknown

livebaseballscorecards.com

AB	33
R	4
H	6
RBI	4
BB	4
SO	3
LOB	14

WP: 1 PA: 38
PB: 0
SB: 1
CS: 0

PITCHER		IP	WLS	BF	H	R	ER	SO	BB	IBB	HBP	BLK	WP	HR	S	P	ERA	WHIP
John Montefusco, R ERA: 3.71	(1, 1)	6.2	W	30	6	4	1	2	3	0	0	0	1	1	31	43	1.35	1.350
Gary Lavelle, L ERA: 1.4	(7, 1)	2.1	S	8	0	0	0	1	1	0	0	0	0	0	9	13	0.00	0.429

PITCHER	IP	WLS	BF	H	R	ER	SO	BB	IBB	HBP	BLK	WP	HR	S	P	ERA	WHIP

Batter	1	2	3	4	5	6	7	8	9	AB	R	H	RBI	BB	SO	LOB
Rick Bosetti, R (1, 9) Roger Freed, R (8, PH) OBP: 0.466, SLG: 0.532 Al Hrabosky, R (8, 1)	F9		5-3			5-3		F6-4-3 1-2		3 1 0	0 0 0	0 0 0	0 0 0	0 0 0	0 0 0	0 2 0
Garry Templeton, S (1, 6) OBP: 0.336, SLG: 0.444	E S 1B 1B		F2			F7			G3 SH1-4 HR 1B	4	2	2	0	0	0	0
Hector Cruz, R (1, 7) OBP: 0.358, SLG: 0.385	1-H 1B			F4-6-3 1B BB		K			SH1-4 1-2	2	0	1	1	1	1	0
Ted Simmons, S (1, 2) OBP: 0.412, SLG: 0.525	L8			F4-6-3 1-2 1B			F6-3		G3 HR IBB	3	1	1	0	1	0	1
Keith Hernandez, L (1, 3) OBP: 0.389, SLG: 0.455	G3			F4-6-3 1-2 2-3			K		G3 1-2 2-3	4	0	0	0	0	1	5
Ken Reitz, R (1, 5) OBP: 0.304, SLG: 0.439		F6-3		5-3			5-3		2-H 3-H HR	4	1	1	3	0	0	1
Jerry Mumphrey, S (1, 8) OBP: 0.400, SLG: 0.459		F6-3			CS 1B			SH1-4 1B	F8	4	0	2	0	0	0	0
Mike Tyson, R (1, 4) OBP: 0.278, SLG: 0.323		K			F6-3 1-2			SH1-4 1-2		2	0	0	0	0	1	1
Eric Rasmussen, R (1, 1) OBP: 0.186, SLG: 0.214 Mike Anderson, R (8, PH) OBP: 0.292, SLG: 0.371 (8, 9)			4-3		K			F6-4-3 BB		2 0	0 0	0 0	0 0	0 0	1 0	0 0
Inning Stats	R: 1 E: 0 K: 0 S: 5 H: 2 LOB: 1 BB: 0 P: 5	R: 0 E: 0 K: 1 S: 5 H: 0 LOB: 0 BB: 0 P: 5	R: 0 E: 0 K: 0 S: 3 H: 0 LOB: 0 BB: 0 P: 3	R: 0 E: 0 K: 0 S: 3 H: 1 LOB: 1 BB: 1 P: 7	R: 0 E: 0 K: 1 S: 5 H: 1 LOB: 0 BB: 0 P: 5	R: 0 E: 0 K: 1 S: 5 H: 0 LOB: 0 BB: 0 P: 5	R: 0 E: 0 K: 1 S: 5 H: 0 LOB: 0 BB: 0 P: 5	R: 0 E: 0 K: 0 S: 3 H: 1 LOB: 1 BB: 1 P: 7	R: 3 E: 0 K: 0 S: 5 H: 2 LOB: 0 BB: 1 P: 9	1B: 6 2B: 0 3B: 0 HR: 1 SF: 0 SAC: 2 DP: 2 HBP: 0						

PITCHER	IP	WLS	BF	H	R	ER	SO	BB	IBB	HBP	BLK	WP	HR	S	P	ERA	WHIP
Jerry Koosman, L (1, 1) ERA: 3.28	9.0	L	34	7	4	4	4	2	1	0	0	0	1	39	51	4.00	1.000

PITCHER	IP	WLS	BF	H	R	ER	SO	BB	IBB	HBP	BLK	WP	HR	S	P	ERA	WHIP

TOP

St. Louis Cardinals @ New York Mets

Shea Stadium, Flushing, NY

Mon Aug 08 1977, 7:05 PM EDT

Att. 12,519 - Unknown

AB	29
R	4
H	7
RBI	4
BB	3
SO	4
LOB	10

WP: 0 PB: 0 SB: 1 CS: 1 PA: 34

livebaseballscorecards.com

BOTTOM

St. Louis Cardinals @ New York Mets

Shea Stadium, Flushing, NY

Mon Aug 08 1977, 7:05 PM EDT

Att. 12,519 - Unknown

Batter	1	2	3	4	5	6	7	8	9	AB	R	H	RBI	BB	SO	LOB
Lenny Randle, S (1, 5) OBP: 0.392, SLG: 0.426	CS 1B		K			K		K		4	0	1	0	0	3	2
Felix Millan, R (1, 4) OBP: 0.290, SLG: 0.314	G1-6-3 BB 1-2			G6-3 BB		F7		F8		2	0	0	0	2	0	2
Steve Henderson, R (1, 7) OBP: 0.350, SLG: 0.531	G1-6-3 1-2f			G6-3 1-2f			4-3		HR	4	1	1	1	0	0	2
John Milner, L (1, 3) OBP: 0.368, SLG: 0.429		F8		BB			BB		K	2	0	0	0	2	1	0
Mike Vail, R (1, 9) OBP: 0.329, SLG: 0.429		K		F2			B2		K	4	0	0	0	0	2	2
John Stearns, R (1, 2) OBP: 0.387, SLG: 0.463		HR			L3 1B		6-3		K	4	1	2	1	0	1	1
Lee Mazzilli, S (1, 8) OBP: 0.326, SLG: 0.304		F8			L3 1-2			HBP BB		2	0	0	0	1	0	1
Doug Flynn, R (1, 6) OBP: 0.241, SLG: 0.266			F3		K			F9		3	0	0	0	0	1	1
Jerry Koosman, R (1, 1) OBP: 0.136, SLG: 0.175			K			6-3		HBP 1-2		2	0	0	0	0	1	0
Inning Stats	R: 0 E: 0 K: 0 S: 2 H: 1 LOB: 0 BB: 1 P: 6	R: 1 E: 0 K: 1 S: 6 H: 1 LOB: 0 BB: 0 P: 6	R: 0 E: 0 K: 2 S: 7 H: 0 LOB: 0 BB: 0 P: 7	R: 0 E: 0 K: 0 S: 2 H: 0 LOB: 1 BB: 2 P: 10	R: 0 E: 0 K: 1 S: 5 H: 1 LOB: 0 BB: 0 P: 5	R: 0 E: 0 K: 1 S: 5 H: 0 LOB: 0 BB: 0 P: 5	R: 0 E: 0 K: 0 S: 3 H: 0 LOB: 1 BB: 1 P: 7	R: 0 E: 0 K: 1 S: 5 H: 0 LOB: 2 BB: 1 P: 10	R: 1 E: 0 K: 3 S: 10 H: 1 LOB: 0 BB: 0 P: 10	1B: 2 2B: 1 3B: 0 HR: 2 SF: 0 SAC: 0 DP: 3 HBP: 1							

PITCHER		IP	WLS	BF	H	R	ER	SO	BB	IBB	HBP	BLK	WP	HR	S	P	ERA	WHIP
Eric Rasmussen, R ERA: 3.36	(1, 1)	7.0		24	3	1	1	5	4	0	0	0	0	1	30	46	1.29	1.000
Al Hrabosky, L ERA: 4.48	(8, 1)	2.0	W	9	1	1	1	4	1	0	1	0	0	1	15	20	4.50	1.000

PITCHER	IP	WLS	BF	H	R	ER	SO	BB	IBB	HBP	BLK	WP	HR	S	P	ERA	WHIP

livebaseballscorecards.com

AB	27
R	2
H	4
RBI	2
BB	5
SO	9
LOB	11

WP: 0 PB: 0 SB: 0 CS: 1 PA: 33

Batter	1	2	3	4	5	6	7	8	9	AB	R	H	RBI	BB	SO	LOB
Lou Brock, L (1, 7) OBP: 0.319, SLG: 0.365	F7		L7		2-H 2B		1B			4	0	2	1	0	0	0
Garry Templeton, S (1, 6) OBP: 0.336, SLG: 0.444	1B G1-2-3 2B		4-3		K		F5			4	0	1	0	0	1	2
Hector Cruz, R (1, 9) OBP: 0.360, SLG: 0.382	1B BB		5-3		BB			K		2	0	0	0	2	1	0
Ted Simmons, S (1, 2) OBP: 0.410, SLG: 0.522	1-2 2-3 1B			F7	1-3			4-3		4	0	1	0	0	0	2
Keith Hernandez, L (1, 3) OBP: 0.386, SLG: 0.450	G1-2-3 3-Hf			K		4-3		F8		4	0	0	0	0	1	3
Jerry Mumphrey, S (1, 8) OBP: 0.398, SLG: 0.456		4-3		S 1B		F8			4-3	4	0	1	0	0	0	0
Ken Reitz, R (1, 5) OBP: 0.303, SLG: 0.438		4-3		K 1-2		F6-3			1B	4	0	1	0	0	1	1
Mike Tyson, R (1, 4) OBP: 0.281, SLG: 0.326		1B			SH1-4 2B 1B		F7		F2	4	1	2	0	0	0	1
John Denny, R (1, 1) OBP: 0.139, SLG: 0.114		5-3			SH1-4 1-2		K		K	1	0	0	0	0	0	1
Buddy Schultz, R (6, 1) OBP: 0.300, SLG: 0.222										0	0	0	0	0	0	0
Don Kessinger, S (7, PH) OBP: 0.321, SLG: 0.280										1	0	0	0	0	1	0
Rawly Eastwick, R (7, 1) OBP: 0.364, SLG: 0.300										0	0	0	0	0	0	0
Dave Rader, L (9, PH) OBP: 0.316, SLG: 0.389										1	0	0	0	0	1	1
Inning Stats	R: 0 E: 0 K: 0 S: 4 H: 2 LOB: 2 BB: 1 P: 8	R: 0 E: 0 K: 0 S: 4 H: 1 LOB: 1 BB: 0 P: 4	R: 0 E: 0 K: 0 S: 3 H: 0 LOB: 0 BB: 0 P: 3	R: 0 E: 0 K: 2 S: 8 H: 1 LOB: 1 BB: 0 P: 8	R: 1 E: 0 K: 1 S: 7 H: 2 LOB: 2 BB: 1 P: 11	R: 0 E: 0 K: 0 S: 3 H: 0 LOB: 0 BB: 0 P: 3	R: 0 E: 0 K: 1 S: 6 H: 1 LOB: 1 BB: 0 P: 6	R: 0 E: 0 K: 1 S: 5 H: 0 LOB: 0 BB: 0 P: 5	R: 0 E: 0 K: 1 S: 6 H: 1 LOB: 1 BB: 0 P: 6	1B: 6 2B: 2 3B: 0 HR: 0	SF: 0 SAC: 1 DP: 1 HBP: 0	WP: 0 PB: 0 SB: 1 CS: 0	PA: 36				

PITCHER	IP	WLS	BF	H	R	ER	SO	BB	IBB	HBP	BLK	WP	HR	S	P	ERA	WHIP
Nino Espinosa, R (1, 1) ERA: 3.7	9.0	W	36	8	1	1	6	2	0	0	0	0	0	46	54	1.00	1.111

PITCHER	IP	WLS	BF	H	R	ER	SO	BB	IBB	HBP	BLK	WP	HR	S	P	ERA	WHIP

TOP

St. Louis Cardinals @ New York Mets

Shea Stadium, Flushing, NY

Tue Aug 09 1977, 7:05 PM EDT

Att. 15,351 - Unknown

livebaseballscorecards.com

AB	33
R	1
H	8
RBI	1
BB	2
SO	6
LOB	11

BOTTOM

St. Louis Cardinals @ New York Mets

Shea Stadium, Flushing, NY

Tue Aug 09 1977, 7:05 PM EDT

Att. 15,351 - Unknown

livebaseballscorecards.com

Batter	1	2	3	4	5	6	7	8	9	AB	R	H	RBI	BB	SO	LOB
Lenny Randle, S (1, 5) OBP: 0.390, SLG: 0.424	E6 1B 1B	FC4-6 1-2f			L7		CS 1B			4	1	1	0	0	0	1
Felix Millan, R (1, 4) OBP: 0.292, SLG: 0.317	1B 1B 1-2 1B	5-3			FC4 1B		F9 1-2			4	1	2	0	0	0	2
Steve Henderson, R (1, 7) OBP: 0.353, SLG: 0.530	1B G6-4-3 1-2 2-H 1B		4-3		FC4 1-2f 2B		1B			4	2	2	1	0	0	1
John Milner, L (1, 3) OBP: 0.370, SLG: 0.433	G6-4-3 HBP 1-3 2-H 1B		K		1-H 2B		K			4	0	2	2	0	2	1
John Stearns, R (1, 2) OBP: 0.389, SLG: 0.460	G6-4-3 1-2 HBP		5-3		P3			4-3 1B BB		2	0	0	0	1	0	1
Mike Vail, R (1, 9) OBP: 0.323, SLG: 0.421	G6-4-3 1-2f 2-3 3-H			K		6-3		F8		4	0	0	0	0	1	3
Lee Mazzilli, S (1, 8) OBP: 0.323, SLG: 0.300	4-3			K		K		4-3 1-2		4	0	0	0	0	2	2
Doug Flynn, R (1, 6) OBP: 0.253, SLG: 0.278		F8		FC6-4 1B		E1 1B		2-H 1B		4	0	3	0	0	0	0
Nino Espinosa, R (1, 1) OBP: 0.158, SLG: 0.114		FC4-6 BB		FC6-4 1-2f		F9				2	0	0	0	1	0	2
Inning Stats	R: 3 H: 3 E: 1 LOB: 1 K: 0 BB: 0 S: 6 P: 7	R: 0 H: 0 E: 0 LOB: 1 K: 0 BB: 1 S: 3 P: 7	R: 0 H: 0 E: 0 LOB: 0 K: 1 BB: 0 S: 5 P: 5	R: 0 H: 1 E: 0 LOB: 1 K: 2 BB: 0 S: 8 P: 8	R: 1 H: 2 E: 0 LOB: 1 K: 0 BB: 0 S: 5 P: 5	R: 0 H: 1 E: 1 LOB: 1 K: 1 BB: 0 S: 6 P: 6	R: 0 H: 2 E: 0 LOB: 1 K: 1 BB: 0 S: 6 P: 6	R: 0 H: 1 E: 0 LOB: 2 K: 0 BB: 1 S: 3 P: 7		1B: 9 SF: 0 2B: 1 SAC: 0 3B: 0 DP: 1 HR: 0 HBP: 1				WP: 0 PA: 35 PB: 0 SB: 0 CS: 1		

	AB	32
	R	4
	H	10
	RBI	3
	BB	2
	SO	5
	LOB	13

PITCHER		IP	WLS	BF	H	R	ER	SO	BB	IBB	HBP	BLK	WP	HR	S	P	ERA	WHIP
John Denny, R ERA: 3.61	(1, 1)	5.0	L	23	6	4	2	3	1	0	1	0	0	0	27	32	3.60	1.400
Buddy Schultz, L ERA: 1.24	(6, 1)	1.0		4	1	0	0	1	0	0	0	0	0	0	6	6	0.00	1.000
Rawly Eastwick, R ERA: 3.55	(7, 1)	2.0		8	3	0	0	1	1	0	0	0	0	0	9	13	0.00	2.000

PITCHER	IP	WLS	BF	H	R	ER	SO	BB	IBB	HBP	BLK	WP	HR	S	P	ERA	WHIP

Batter	1	2	3	4	5	6	7	8	9	AB	R	H	RBI	BB	SO	LOB
Lou Brock, L (1, 7) OBP: 0.316, SLG: 0.361	5-3		K		K			F2		4	0	0	0	0	2	0
Keith Hernandez, L (9, 3) OBP: 0.386, SLG: 0.450										0	0	0	0	0	0	0
Garry Templeton, S (1, 6) OBP: 0.333, SLG: 0.440	5-3		P4		G3			4-3		4	0	0	0	0	0	0
Hector Cruz, R (1, 9) OBP: 0.359, SLG: 0.380 (9, 7)	K			1B 1B 1B		F8		F9		4	1	1	0	0	1	0
Ted Simmons, S (1, 2) OBP: 0.411, SLG: 0.522		HR 1B		1B 1-2 1B		1-3			F2	4	1	2	0	0	0	0
Roger Freed, R (1, 3) OBP: 0.452, SLG: 0.569		1-H HR		L8		K			5-3	4	1	1	2	0	1	2
Butch Metzger, R (9, 1)										0	0	0	0	0	0	0
Jerry Mumphrey, S (1, 8) OBP: 0.396, SLG: 0.454		L5		1-2 2-H 1B			4-3		K	4	0	1	1	0	1	0
Ken Reitz, R (1, 5) OBP: 0.301, SLG: 0.434		F7		K			F6-3			3	0	0	0	0	1	2
Mike Tyson, R (1, 4) OBP: 0.281, SLG: 0.326		F6-3		F7			1B			3	0	1	0	0	0	2
Tom Underwood, R (1, 1) OBP: 0.231, SLG: 0.182			K		F6		5-3			3	0	0	0	0	1	1
Mike Anderson, R (9, 9) OBP: 0.292, SLG: 0.371										0	0	0	0	0	0	0
Inning Stats	R: 0 E: 0 K: 1 S: 5 H: 0 LOB: 0 BB: 0 P: 5	R: 2 E: 0 K: 0 S: 5 H: 2 LOB: 0 BB: 0 P: 5	R: 0 E: 0 K: 2 S: 7 H: 0 LOB: 0 BB: 0 P: 7	R: 1 E: 0 K: 1 S: 8 H: 3 LOB: 2 BB: 0 P: 8	R: 0 E: 0 K: 1 S: 5 H: 0 LOB: 0 BB: 0 P: 5	R: 0 E: 0 K: 1 S: 5 H: 0 LOB: 0 BB: 0 P: 5	R: 0 E: 0 K: 0 S: 4 H: 1 LOB: 1 BB: 0 P: 4	R: 0 E: 0 K: 0 S: 3 H: 0 LOB: 0 BB: 0 P: 3	R: 0 E: 0 K: 1 S: 5 H: 0 LOB: 0 BB: 0 P: 5	1B: 5 2B: 0 3B: 0 HR: 1	SF: 0 SAC: 0 DP: 0 HBP: 0						

TOP

St. Louis Cardinals @ New York Mets

Shea Stadium, Flushing, NY

Wed Aug 10 1977, 3:33 AM EDT

Att. 16,463 - Unknown

livebaseballscorecards.com

AB	33
R	3
H	6
RBI	3
BB	0
SO	7
LOB	7

WP: 0 PB: 0 SB: 0 CS: 0 PA: 33

PITCHER	IP	WLS	BF	H	R	ER	SO	BB	IBB	HBP	BLK	WP	HR	S	P	ERA	WHIP
Craig Swan, R (1, 1) ERA: 3.78	8.0	L	30	6	3	3	6	0	0	0	0	0	1	42	42	3.38	0.750
Skip Lockwood, R (9, 1) ERA: 3.18	1.0		3	0	0	0	1	0	0	0	0	0	0	5	5	0.00	0.000

PITCHER	IP	WLS	BF	H	R	ER	SO	BB	IBB	HBP	BLK	WP	HR	S	P	ERA	WHIP

Batter	1	2	3	4	5	6	7	8	9	AB	R	H	RBI	BB	SO	LOB
Lenny Randle, S (1, 5) OBP: 0.389, SLG: 0.425	F9		F8		2-H 2B			F8		4	0	1	1	0	0	0
Felix Millan, R (1, 4) OBP: 0.295, SLG: 0.317	BBBB 1B BB		1B			F8			6-3	3	0	1	0	1	0	0
Steve Henderson, R (1, 7) OBP: 0.356, SLG: 0.527	1-2 1B		F9			BBBB G6-4-3 BB			SSS K	3	0	1	0	1	1	1
Mike Vail, R (1, 9) OBP: 0.318, SLG: 0.414	F9			4-3		G6-4-3 1-2f			G1	4	0	0	0	0	0	3
John Stearns, R (1, 2) OBP: 0.391, SLG: 0.460	P4			BBBB G5-4-3 BB			G6-4-3 1B			2	0	1	0	1	0	2
Lee Mazzilli, S (1, 8) OBP: 0.320, SLG: 0.298		SSS K		G5-4-3 1-2f			G6-4-3 1-2f			3	0	0	0	0	1	2
Bobby Valentine, R (1, 3) OBP: 0.231, SLG: 0.233		1-3			FC6-4 1B		F9			3	0	1	0	0	0	0
Doug Flynn, R (1, 6) OBP: 0.249, SLG: 0.273		F6-3			FC6-4 WP 1-2f 2B			F6		3	1	0	0	0	0	1
Craig Swan, R (1, 1) OBP: 0.139, SLG: 0.139			F9		SSS K 1-2			G3		2	0	0	0	0	1	1
Joel Youngblood, R (8, PH) OBP: 0.340, SLG: 0.301										1	0	0	0	0	0	0
Skip Lockwood, R (9, 1) OBP: 0.154, SLG: 0.154										0	0	0	0	0	0	0
Inning Stats	R: 0 E: 0 K: 0 S: 4 H: 1 LOB: 2 BB: 1 P: 8	R: 0 E: 0 K: 1 S: 5 H: 0 LOB: 0 BB: 0 P: 5	R: 0 E: 0 K: 0 S: 4 H: 1 LOB: 1 BB: 0 P: 4	R: 0 E: 0 K: 0 S: 2 H: 0 LOB: 0 BB: 1 P: 6	R: 1 E: 0 K: 1 S: 6 H: 2 LOB: 1 BB: 0 P: 6	R: 0 E: 0 K: 0 S: 2 H: 0 LOB: 0 BB: 1 P: 6	R: 0 E: 0 K: 0 S: 3 H: 1 LOB: 0 BB: 0 P: 3	R: 0 E: 0 K: 0 S: 3 H: 0 LOB: 0 BB: 0 P: 3	R: 0 E: 0 K: 1 S: 5 H: 0 LOB: 0 BB: 0 P: 5	1B: 4 2B: 1 3B: 0 HR: 0	SF: 0 SAC: 0 DP: 3 HBP: 0						

PITCHER	IP	WLS	BF	H	R	ER	SO	BB	IBB	HBP	BLK	WP	HR	S	P	ERA	WHIP
Tom Underwood, L (1, 1) ERA: 4.78	8.0	W	28	5	1	1	2	3	0	0	0	1	0	29	41	1.12	1.000
Butch Metzger, R (9, 1) ERA: 3.31	1.0	S	3	0	0	0	1	0	0	0	0	0	0	5	5	0.00	0.000

PITCHER	IP	WLS	BF	H	R	ER	SO	BB	IBB	HBP	BLK	WP	HR	S	P	ERA	WHIP

BOTTOM

St. Louis Cardinals @ New York Mets

Shea Stadium, Flushing, NY

Wed Aug 10 1977, 3:33 AM EDT

Att. 16,463 - Unknown

livebaseballscorecards.com

AB	28
R	1
H	5
RBI	1
BB	3
SO	3
LOB	10

1B: 4	SF: 0	WP: 1	PA: 31
2B: 1	SAC: 0	PB: 0	
3B: 0	DP: 3	SB: 0	
HR: 0	HBP: 0	CS: 0	

New York Mets @ Pittsburgh Pirates

Three Rivers Stadium, Pittsburgh, PA

Thu Aug 11 1977, 7:05 PM EDT

Att. 9,260 - Unknown

TOP

livebaseballscorecards.com

Batter	1	2	3	4	5	6	7	8	9	AB	R	H	RBI	BB	SO	LOB
Lenny Randle, S (1, 5) OBP: 0.388, SLG: 0.427	F7		1-3			2B		F8		3	0	1	0	0	0	0
Bud Harrelson, S (7, 6) OBP: 0.254, SLG: 0.227										1	0	0	0	0	0	0
Felix Millan, R (1, 4) OBP: 0.291, SLG: 0.313	5-3			F8		4-3			L6	4	0	0	0	0	0	0
Steve Henderson, R (1, 7) OBP: 0.358, SLG: 0.524	K			BB G4-6-3			5-3 1B		K	1	0	0	0	1	1	0
Joel Youngblood, R (7, PH) OBP: 0.344, SLG: 0.306 (7, 7)										2	0	1	0	0	1	0
Ed Kranepool, L (1, 3) OBP: 0.332, SLG: 0.478		F8		G4-6-3 1-2f			F8		FC5 BB 1B	4	0	1	0	0	0	2
John Stearns, R (1, 2) OBP: 0.389, SLG: 0.456		6-3			P4		5-3 1-2		1-2 BB	3	0	0	0	1	0	1
Mike Vail, R (1, 9) OBP: 0.313, SLG: 0.406		K			5-3		6-3		FC5 2-3f	4	0	0	0	0	1	3
Lee Mazzilli, S (1, 8) OBP: 0.320, SLG: 0.298		4-3			1B			K		3	0	1	0	0	1	1
Doug Flynn, R (1, 6) OBP: 0.246, SLG: 0.270			F4-3		F9					2	0	0	0	0	0	1
Rick Baldwin, L (5, 1)										0	0	0	0	0	0	0
Ron Hodges, L (8, PH) OBP: 0.346, SLG: 0.412								HR		1	1	1	1	0	0	0
Paul Siebert, L (8, 1)										0	0	0	0	0	0	0
Pat Zachry, R (1, 1) OBP: 0.159, SLG: 0.140						K				1	0	0	0	0	0	0
Bobby Valentine, R (5, 6) OBP: 0.228, SLG: 0.230 (7, 5)			6-3					6-3		2	0	0	0	0	1	0
Inning Stats	R: 0 E: 0 K: 1 S: 5 H: 0 LOB: 0 BB: 0 P: 5	R: 0 E: 0 K: 1 S: 6 H: 0 LOB: 1 BB: 0 P: 6	R: 0 E: 0 K: 0 S: 3 H: 0 LOB: 0 BB: 0 P: 3	R: 0 E: 0 K: 0 S: 2 H: 0 LOB: 0 BB: 1 P: 6	R: 0 E: 0 K: 0 S: 4 H: 1 LOB: 1 BB: 0 P: 4	R: 0 E: 0 K: 1 S: 5 H: 1 LOB: 0 BB: 0 P: 5	R: 0 E: 0 K: 0 S: 4 H: 1 LOB: 1 BB: 0 P: 4	R: 1 E: 0 K: 1 S: 6 H: 1 LOB: 0 BB: 0 P: 6	R: 0 E: 0 K: 1 S: 6 H: 1 LOB: 2 BB: 1 P: 10	1B: 3 2B: 1 3B: 0 HR: 1	SF: 0 SAC: 0 DP: 1 HBP: 0						

AB	31
R	1
H	5
RBI	1
BB	2
SO	5
LOB	8

WP: 0 PB: 1 SB: 0 CS: 0 PA: 33

PITCHER	IP	WLS	BF	H	R	ER	SO	BB	IBB	HBP	BLK	WP	HR	S	P	ERA	WHIP
Odell Jones, R (1, 1) ERA: 4.84	9.0	W	33	5	1	1	5	2	0	0	0	0	1	41	49	1.00	0.778

PITCHER	IP	WLS	BF	H	R	ER	SO	BB	IBB	HBP	BLK	WP	HR	S	P	ERA	WHIP

New York Mets @ Pittsburgh Pirates

Three Rivers Stadium, Pittsburgh, PA

Thu Aug 11 1977, 7:05 PM EDT

Att. 9,260 - Unknown

BOTTOM

Batter	1	2	3	4	5	6	7	8	9	AB	R	H	RBI	BB	SO	LOB
Omar Moreno, L (1, 8) OBP: 0.301, SLG: 0.368	x 0-0 CS 1B	x 0-0 ③ 1-2 2-H 1B		x 0-0 ③ P4	x 0-0 ③ FC6-4 1-2f		x 0-0 2B 1B			5	0	3	0	0	0	2
Phil Garner, R (1, 5) OBP: 0.314, SLG: 0.438 (7, 4)	x 0-0 ①② F9 1-2		x 0-0 1B 2B		x 0-0 1B 2B	B B B B 4-0 1B 2B BB	x 0-0 L6-4 1-3 2B			4	3	3	0	1	0	1
Dave Parker, L (1, 9) OBP: 0.402, SLG: 0.554 Jerry Hairston, S (8, 9) OBP: 0.324, SLG: 0.365	B B B B 4-0 HR BB	S S S 0-3 ① K			x 0-0 F6-3 S 2B 2-H 1B	x 0-0 1-3 2B 1B	4-0 IBB			3 0	3 0	2 0	1 0	2 0	1 0	1 0
Bill Robinson, R (1, 3) OBP: 0.351, SLG: 0.544 Bobby Tolan, L (8, 3) OBP: 0.250, SLG: 0.328	x 0-0 1-H HR	x 0-0 ② F7			x 0-0 ① F6-3 1-3	x 0-0 ① 1-H 3-H 2B	x 0-0 ②③ L6-4 2-3			5 0	1 0	2 0	4 0	0 0	0 0	5 0
Al Oliver, L (1, 7) OBP: 0.323, SLG: 0.461 Ken Macha, R (8, 7) OBP: 0.294, SLG: 0.412	x 0-0 ③ 4-3		H 1-0 1B HBP		4-0 2B 1B IBB	x 0-0 ② 3-1		x 0-0 ① 6-3		2 1	1 0	0 0	0 0	1 0	0 0	0 0
Rennie Stennett, R (1, 4) OBP: 0.385, SLG: 0.445 Fernando Gonzalez, R (6, PR) (7, 5) OBP: 0.297, SLG: 0.414		x 0-0 FC2-5 BB 1B	x 0-0 1-3 2-H 1B		x 0-0 1-3 3-H 1B 2B	x 0-0 BB 1B		x 0-0 ② L6		4 1	1 0	4 0	2 0	0 0	0 0	0 0
Ed Ott, L (1, 2) OBP: 0.358, SLG: 0.421	B B B B 4-0 1-2 FC2-5 1B BB	x 0-0 ③ F9			I I I 4-0 1B IBB	B B B B 4-0 1-2 BB		x 0-0 ③ F8		2	0	0	0	3	0	2
Mario Mendoza, R (1, 6) OBP: 0.217, SLG: 0.254		x 0-0 ① F8		x 0-0 ① 5-3	x 0-0 1-2 2-H 3-H FC6-4 1B	x 0-0 1-3				4	0	1	2	0	0	4
Odell Jones, R (1, 1) OBP: 0.192, SLG: 0.160		x 0-0 ② FC2-5 1-2 2-3f 1B	S S S	0-3 ② K	S S S 0-3 ② K		x 0-0 ① F9			4	0	0	0	0	2	4
Inning Stats	R: 2 H: 2 E: 0 LOB: 0 K: 0 BB: 1 S: 4 P: 8	R: 0 H: 2 E: 0 LOB: 2 K: 0 BB: 1 S: 4 P: 8	R: 1 H: 2 E: 0 LOB: 2 K: 1 BB: 0 S: 7 P: 8	R: 0 H: 0 E: 0 LOB: 0 K: 1 BB: 0 S: 5 P: 5	R: 4 H: 4 E: 0 LOB: 2 K: 1 BB: 2 S: 9 P: 17	R: 2 H: 3 E: 0 LOB: 2 K: 0 BB: 2 S: 5 P: 13	R: 0 H: 2 E: 0 LOB: 2 K: 0 BB: 1 S: 4 P: 8	R: 0 H: 0 E: 0 LOB: 0 K: 0 BB: 0 S: 3 P: 3		1B: 9 2B: 6 3B: 0 HR: 1	SF: 0 SAC: 0 DP: 1 HBP: 1					

livebaseballscorecards.com

AB	35
R	9
H	15
RBI	9
BB	7
SO	3
LOB	19

PITCHER		IP	WLS	BF	H	R	ER	SO	BB	IBB	HBP	BLK	WP	HR	S	P	ERA	WHIP
Pat Zachry, R ERA: 4.93	(1, 1)	4.1	L	24	9	7	7	2	2	1	1	0	0	1	24	37	14.54	2.538
Rick Baldwin, R ERA: 5.35	(5, 1)	2.2		16	6	2	2	1	2	2	0	0	0	0	14	30	6.75	3.000
Paul Siebert, L ERA: 3.18	(8, 1)	1.0		3	0	0	0	0	0	0	0	0	0	0	3	3	0.00	0.000

PITCHER	IP	WLS	BF	H	R	ER	SO	BB	IBB	HBP	BLK	WP	HR	S	P	ERA	WHIP

New York Mets @ Pittsburgh Pirates

Three Rivers Stadium, Pittsburgh, PA

Fri Aug 12 1977, 7:05 PM EDT

Unknown

TOP

livebaseballscorecards.com

Batter	1	2	3	4	5	6	7	8	9	AB	R	H	RBI	BB	SO	LOB
Lenny Randle, S (1, 5) OBP: 0.387, SLG: 0.425	4-3		4-3		1B (1-2)			F9		4	0	1	0	0	0	0
Felix Millan, R (1, 4) OBP: 0.294, SLG: 0.315	1B 6-3 1B		FC4-6 1B		G5-3 (2-3f)			6-3		4	1	2	0	0	0	2
Steve Henderson, R (1, 7) OBP: 0.361, SLG: 0.523	E 1B (1-3)		FC4-6 WP (1-2f)			1-3		BB 1B		4	1	2	0	0	0	1
John Stearns, R (1, 2) OBP: 0.388, SLG: 0.451	6-3 (3-H)		P4 (1-2)			F9		BBBB 1-2 BB		3	0	0	1	1	0	2
Joel Youngblood, R (1, 9) OBP: 0.350, SLG: 0.315	E6 S (2-H)			CS 1B		1B		L4		4	0	2	0	0	0	2
Bobby Valentine, R (1, 3) OBP: 0.222, SLG: 0.223	F8 (1-2)			P6 (1-2)		F6			F6	4	0	0	0	0	0	3
Lee Mazzilli, S (1, 8) OBP: 0.317, SLG: 0.295		F9		SSS K			F8		F9	4	0	0	0	0	1	0
Doug Flynn, R (1, 6) OBP: 0.246, SLG: 0.269		G1-6-3 1B			F8		SSS K		F4-3	4	0	1	0	0	1	0
Jerry Koosman, R (1, 1) OBP: 0.145, SLG: 0.183		G1-6-3 (1-2f)			G5-3 1B 1B		6-3			3	0	1	0	0	0	1

	AB	34
	R	2
	H	9
	RBI	1
	BB	1
	SO	2
	LOB	11

Inning Stats	1	2	3	4	5	6	7	8	9
	R: 2 E: 1 K: 0 S: 6	H: 2 LOB: 1 BB: 0 P: 6	R: 0 E: 0 K: 0 S: 3	H: 1 LOB: 0 BB: 0 P: 3	R: 0 E: 0 K: 0 S: 4	H: 1 LOB: 1 BB: 0 P: 4	R: 0 E: 0 K: 1 S: 5	H: 0 LOB: 0 BB: 0 P: 5	R: 0 E: 0 K: 0 S: 4	H: 1 LOB: 1 BB: 0 P: 4	R: 0 E: 0 K: 1 S: 5	H: 0 LOB: 0 BB: 0 P: 5	R: 0 E: 0 K: 0 S: 4	H: 1 LOB: 2 BB: 1 P: 8	R: 0 E: 0 K: 0 S: 3	H: 0 LOB: 0 BB: 0 P: 3

	1B: 9	SF: 0	WP: 1	PA: 35
	2B: 0	SAC: 0	PB: 0	
	3B: 0	DP: 2	SB: 1	
	HR: 0	HBP: 0	CS: 1	

PITCHER	IP	WLS	BF	H	R	ER	SO	BB	IBB	HBP	BLK	WP	HR	S	P	ERA	WHIP
Jim Rooker, L (1, 1) ERA: 3.56	9.0	W	35	9	2	1	2	1	0	0	0	1	0	38	42	1.00	1.111

PITCHER	IP	WLS	BF	H	R	ER	SO	BB	IBB	HBP	BLK	WP	HR	S	P	ERA	WHIP

Batter	1	2	3	4	5	6	7	8	9	AB	R	H	RBI	BB	SO	LOB
Omar Moreno, L (1, 8) OBP: 0.301, SLG: 0.370	K	FC4-6 1-2f			K 1-3		2B 1-3			4	0	1	0	0	2	3
Phil Garner, R (1, 5) OBP: 0.311, SLG: 0.434	5-3		F7		5-3 3-H		F6-3			4	0	0	1	0	0	2
Dave Parker, L (1, 9) OBP: 0.401, SLG: 0.550	4-3		HBP		1-3			K		3	0	0	0	0	1	0
Bill Robinson, R (1, 3) OBP: 0.350, SLG: 0.540		1B 1B 1B	F3			F9		F6-3		4	1	1	0	0	0	1
Rennie Stennett, R (1, 4) OBP: 0.381, SLG: 0.441		F9	G3			F3		F7		4	0	0	0	0	0	2
Ken Macha, R (1, 7) OBP: 0.250, SLG: 0.350		F3		5-3		F6-3				3	0	0	0	0	0	1
Duffy Dyer, R (1, 2) OBP: 0.375, SLG: 0.323		BB 1B 1-3 1B		K			F6-3			3	1	1	0	0	1	0
Mario Mendoza, R (1, 6) OBP: 0.222, SLG: 0.246		1B 1-2 BB		F9			K			2	0	0	0	1	1	0
Jim Rooker, R (1, 1) OBP: 0.294, SLG: 0.234		FC4-6 1-3 2-H 3-H 1B			S BLK 5-3 1B		2B 1B			3	1	3	2	0	0	0
Inning Stats	R: 0 E: 0 K: 1 S: 5 H: 0 LOB: 0 P: 5	R: 2 E: 0 K: 0 S: 6 H: 3 LOB: 2 BB: 1 P: 10	R: 0 E: 0 K: 0 S: 3 H: 0 LOB: 1 BB: 0 P: 4	R: 0 E: 0 K: 1 S: 5 H: 0 LOB: 0 BB: 0 P: 5	R: 1 E: 0 K: 1 S: 6 H: 1 LOB: 0 BB: 0 P: 6	R: 0 E: 0 K: 0 S: 3 H: 0 LOB: 0 BB: 0 P: 3	R: 0 E: 0 K: 1 S: 7 H: 2 LOB: 2 BB: 0 P: 7	R: 0 E: 0 K: 1 S: 5 H: 0 LOB: 0 BB: 0 P: 5		1B: 5 2B: 1 3B: 0 HR: 0 SF: 0 SAC: 0 DP: 0 HBP: 1				WP: 0 PB: 0 SB: 1 CS: 0 PA: 32		

PITCHER	IP	WLS	BF	H	R	ER	SO	BB	IBB	HBP	BLK	WP	HR	S	P	ERA	WHIP
Jerry Koosman, L (1, 1) ERA: 3.28	8.0	L	32	6	3	3	5	1	0	1	1	0	0	40	45	3.38	0.875

PITCHER	IP	WLS	BF	H	R	ER	SO	BB	IBB	HBP	BLK	WP	HR	S	P	ERA	WHIP

BOTTOM

New York Mets @ Pittsburgh Pirates

Three Rivers Stadium, Pittsburgh, PA

Fri Aug 12 1977, 7:05 PM EDT

Unknown

livebaseballscorecards.com

AB	30
R	3
H	6
RBI	3
BB	1
SO	5
LOB	9

New York Mets @ Pittsburgh Pirates

Three Rivers Stadium, Pittsburgh, PA

Fri Aug 12 1977, 7:05 PM EDT

Att. 18,994 - Unknown

TOP

livebaseballscorecards.com

Batter	1	2	3	4	5	6	7	8	9	10	11	12	AB	R	H	RBI	BB	SO	LOB
Lenny Randle, S (1, 5) OBP: 0.385, SLG: 0.425	K	F7			L8		F6-3 3B 2B	F7			S 1B	F8	7	1	2	0	0	1	7
Doug Flynn, R (1, 4) (6, 6) (6, 4) OBP: 0.243, SLG: 0.266	K		F6-3		1B		F6-3 2-3		F1-4-3		F9		6	0	1	0	0	1	2
Steve Henderson, R (1, 7) OBP: 0.375, SLG: 0.539	1B		G3-6 1B		K		3B 3-H		BB		1B 1-2 BB		4	0	3	1	2	1	1
Ed Kranepool, L (1, 3) OBP: 0.324, SLG: 0.466	F7		G3-6 1-2f		4-3		F8		F8		G1		6	0	0	0	0	0	7
Ron Hodges, L (1, 2) OBP: 0.362, SLG: 0.400		1B 1B BB		FC5-4 1B		F7		G6-4-3 BB	1-3			F8	4	0	1	0	2	0	1
Joel Youngblood, R (1, 9) OBP: 0.349, SLG: 0.309		1B 1B 1-2 1B		FC5-4 HR 1-2f		4-3		G6-4-3 1-2f		F2		E 1B BB	5	2	1	0	1	0	2
Lee Mazzilli, S (1, 8) OBP: 0.327, SLG: 0.311		FC1-5-2-1-3 1-3 2-H 1B		HR 1-H		BB		BB 1B 1B		CS BB		E9 1-3 1B	4	2	4	2	2	0	0
Bud Harrelson, S (1, 6) OBP: 0.251, SLG: 0.223 Bob Apodaca, R (6, 1) OBP: 0.250, SLG: 0.250 John Milner, L (8, PH) OBP: 0.372, SLG: 0.433 Skip Lockwood, R (8, 1) OBP: 0.143, SLG: 0.143 John Stearns, R (12, PH) OBP: 0.389, SLG: 0.451 Paul Siebert, L (12, 1)		FC1-5-2-1-5 1B 2-3		G3		F8		1B 1-2 BB		F9 1-2		IBB	3 0 0 0 0 0 3 0 0 0 0 0 0 0 0 0 0 0 1 0 0 1 0 0 0 0 0 1 0 0 0 0 1 0 0 0 0 0 0 0 0 0						
Bob Myrick, R (1, 1) OBP: 0.500, SLG: 0.500 Felix Millan, R (6, 4) OBP: 0.294, SLG: 0.315 Bobby Valentine, R (6, 6) OBP: 0.223, SLG: 0.224		2-3 3-H 1B		K			6-3	1-2 2-H 1B			F4	F3	2 0 1 1 0 1 0 0 0 0 0 0 0 0 4 0 1 1 0 0 3						
Inning Stats	R: 0 E: 0 K: 2 S: 8 H: 1 LOB: 1 BB: 0 P: 8	R: 1 E: 0 K: 0 S: 5 H: 3 LOB: 2 BB: 1 P: 9	R: 0 E: 0 K: 0 S: 3 H: 1 LOB: 0 BB: 0 P: 3	R: 2 E: 0 K: 1 S: 7 H: 2 LOB: 0 BB: 0 P: 7	R: 0 E: 0 K: 1 S: 6 H: 1 LOB: 1 BB: 0 P: 6	R: 0 E: 0 K: 0 S: 3 H: 0 LOB: 1 BB: 1 P: 7	R: 1 E: 0 K: 0 S: 5 H: 2 LOB: 1 BB: 0 P: 5	R: 1 E: 0 K: 0 S: 4 H: 2 LOB: 2 BB: 2 P: 12	R: 0 E: 0 K: 0 S: 3 H: 0 LOB: 1 BB: 1 P: 7	R: 0 E: 0 K: 0 S: 2 H: 0 LOB: 0 BB: 1 P: 6	R: 0 E: 0 K: 0 S: 4 H: 1 LOB: 2 BB: 1 P: 8	R: 0 E: 1 K: 0 S: 4 H: 1 LOB: 3 BB: 2 P: 12	1B: 11 2B: 1 3B: 1 HR: 1	SF: 0 SAC: 0 DP: 2 HBP: 0						

	AB	46
	R	5
	H	14
	RBI	5
	BB	9
	SO	4
	LOB	27

WP: 0 PB: 0 SB: 1 CS: 1 PA: 55

PITCHER		IP	WLS	BF	H	R	ER	SO	BB	IBB	HBP	BLK	WP	HR	S	P	ERA	WHIP
Bruce Kison, R ERA: 4.89	(1, 1)	6.2		30	10	4	4	4	2	0	0	0	0	1	36	44	5.40	1.800
Grant Jackson, L ERA: 3.88	(7, 1)	0.1		2	0	1	1	0	1	0	0	0	0	0	1	5	27.00	3.000
Kent Tekulve, R ERA: 3.5	(8, 1)	0.2		2	1	0	0	0	0	0	0	0	0	0	2	2	0.00	1.500
Rich Gossage, R ERA: 1.83	(8, 1)	0.1		3	1	0	0	0	1	0	0	0	0	0	2	6	0.00	6.000
Larry Demery, R ERA: 5.05	(9, 1)	4.0	W	18	2	0	0	0	4	1	0	0	0	0	13	33	0.00	1.500

PITCHER		IP	WLS	BF	H	R	ER	SO	BB	IBB	HBP	BLK	WP	HR	S	P	ERA	WHIP

Batter	1	2	3	4	5	6	7	8	9	10	11	12	AB	R	H	RBI	BB	SO	LOB
Omar Moreno, L (1, 8) OBP: 0.301, SLG: 0.369	K		FC3-6 S 1B 1B 1-2f		L3		SH2-4 1B	1-3 2-H 1B			K		6	1	2	1	0	2	1
Phil Garner, R (1, 5) (9, 6) OBP: 0.314, SLG: 0.444	K		S 1B 1B 1-2		HR		SH2-4 1-2	F4			S 1B		5	2	3	1	0	1	2
Dave Parker, L (1, 9) OBP: 0.400, SLG: 0.547	F4		1-H 2-H 1B		F9		FC6-4 IBB		K		K 1-2		5	0	1	2	1	2	1
Bill Robinson, R (1, 3) (9, 7) OBP: 0.344, SLG: 0.531		K	K			F6	F9		6-3			F9	6	0	0	0	0	2	3
Rennie Stennett, R (1, 4) OBP: 0.383, SLG: 0.442		1B		1B		E5 2B	FC6-4 1-2f		F9			S 1B 1B	6	2	3	0	0	0	2
Fernando Gonzalez, R (1, 7) (9, 5) OBP: 0.298, SLG: 0.414	F9			F8		FC6-4 1-H 2B		F8		F8		1B 1-2 IBB	5	0	1	1	1	0	2
Ed Ott, L (1, 2) OBP: 0.358, SLG: 0.417 Duffy Dyer, R (7, 2) OBP: 0.374, SLG: 0.323	K			K		FC6-4 IBB		K		F8		1-3 2-H 1B	2 3	0 0	0 1	0 1	1 0	2 1	2 0
Mario Mendoza, R (1, 6) OBP: 0.227, SLG: 0.250 Bobby Tolan, L (8, PH) (9, 3) OBP: 0.257, SLG: 0.348			FC3-6 1B	F9		FC6-4 1-2f 2-3		1B 2B		F7			3 2	0 1	1 1	0 0	0 0	0 0	3 0
Bruce Kison, R (1, 1) OBP: 0.226, SLG: 0.308 Grant Jackson, S (7, 1) OBP: 0.364, SLG: 0.455 Kent Tekulve, R (8, 1) OBP: 0.235, SLG: 0.250 Rich Gossage, R (8, 1) OBP: 0.235, SLG: 0.294 Al Oliver, 1 (8, PH) OBP: 0.325, SLG: 0.461 Larry Demery, R (8, PR) (9, 1) OBP: 0.176, SLG: 0.294			K		F7	K		1B IBB			5-3		3 0 0 0 0 1	0 0 0 0 0 0	0 0 0 0 0 0	0 0 0 0 1 0	0 0 0 0 0 0	2 0 0 0 0 0	3 0 0 0 0 0
Inning Stats	R: 0 H: 0 E: 0 LOB: 0 K: 2 BB: 0 S: 7 P: 7	R: 0 H: 1 E: 0 LOB: 1 K: 2 BB: 0 S: 8 P: 8	R: 2 H: 3 E: 0 LOB: 1 K: 2 BB: 0 S: 10 P: 10	R: 0 H: 1 E: 0 LOB: 1 K: 1 BB: 0 S: 6 P: 6	R: 1 H: 1 E: 0 LOB: 0 K: 0 BB: 0 S: 4 P: 4	R: 1 H: 1 E: 1 LOB: 2 K: 1 BB: 1 S: 7 P: 11	R: 0 H: 1 E: 0 LOB: 2 K: 0 BB: 1 S: 4 P: 8	R: 1 H: 2 E: 0 LOB: 2 K: 1 BB: 1 S: 7 P: 11	R: 0 H: 0 E: 0 LOB: 0 K: 1 BB: 0 S: 5 P: 5	R: 0 H: 0 E: 0 LOB: 0 K: 0 BB: 0 S: 3 P: 3	R: 0 H: 1 E: 0 LOB: 1 K: 2 BB: 0 S: 8 P: 8	R: 1 H: 2 E: 0 LOB: 2 K: 0 BB: 1 S: 3 P: 7	1B: 10 2B: 2 3B: 0 HR: 1	SF: 0 SAC: 1 DP: 0 HBP: 0	WP: 0 PB: 0 SB: 4 CS: 0	PA: 52		

PITCHER		IP	WLS	BF	H	R	ER	SO	BB	IBB	HBP	BLK	WP	HR	S	P	ERA	WHIP
Bob Myrick, L ERA: 2.96	(1, 1)	5.0		21	6	3	3	7	0	0	0	0	0	1	35	35	5.40	1.200
Bob Apodaca, R ERA: 3.25	(6, 1)	2.0		11	2	1	0	1	0	2	0	0	0	0	11	19	0.00	1.000
Skip Lockwood, R ERA: 3.13	(8, 1)	4.0		16	3	1	1	4	0	1	0	0	0	0	23	27	2.25	0.750
Paul Siebert, L ERA: 3.63	(12, 1)	0.1	L	4	2	1	1	0	0	1	0	0	0	0	3	7	27.00	6.000

PITCHER	IP	WLS	BF	H	R	ER	SO	BB	IBB	HBP	BLK	WP	HR	S	P	ERA	WHIP

New York Mets @ Pittsburgh Pirates

Three Rivers Stadium, Pittsburgh, PA

Fri Aug 12 1977, 7:05 PM EDT

Att. 18,994 - Unknown

BOTTOM

livebaseballscorecards.com

AB	47
R	6
H	13
RBI	6
BB	4
SO	12
LOB	19

New York Mets @ Pittsburgh Pirates

Three Rivers Stadium, Pittsburgh, PA

Sat Aug 13 1977, 7:05 PM EDT

Att. 32,212 - Unknown

TOP

livebaseballscorecards.com

Batter	1	2	3	4	5	6	7	8	9	AB	R	H	RBI	BB	SO	LOB
Lenny Randle, S (1, 5) OBP: 0.381, SLG: 0.420	6-3		F8			K		6-3		4	0	0	0	0	1	2
Doug Flynn, R (1, 4) OBP: 0.249, SLG: 0.277	F9		FC6-4 CS 1-2f			2B			FC5-4 1B	4	0	2	0	0	0	1
Steve Henderson, R (1, 7) OBP: 0.377, SLG: 0.538	1B		F 1-2	G6-4-3 1B		6-3			FC5-4 G6-4-3 1-2f	5	0	2	0	0	0	3
John Stearns, R (1, 3) OBP: 0.385, SLG: 0.446	F9			G6-4-3 1-2f			K		G6-4-3 1-2f	4	0	0	0	0	1	3
Joel Youngblood, R (1, 9) OBP: 0.339, SLG: 0.299		4-3		K			6-3			3	0	0	0	0	1	0
Jerry Grote, R (1, 2) OBP: 0.322, SLG: 0.305		WP 1B			6-3		F9			3	0	1	0	0	0	0
Lee Mazzilli, S (1, 8) OBP: 0.329, SLG: 0.314		F7 1-2			G6-4-3 1B			WP SH1-4 1B		3	0	2	0	0	0	1
Bud Harrelson, S (1, 6) OBP: 0.249, SLG: 0.221		F9			G6-4-3 1-2f			SH1-4 1-2		2	0	0	0	0	0	2
Jon Matlack, L (1, 1) OBP: 0.176, SLG: 0.068			FC6-4 BB			K		6-3 2-3		1	0	0	0	1	1	0
Mike Vail, R (8, PH) OBP: 0.311, SLG: 0.404										1	0	0	0	0	0	1
Skip Lockwood, R (8, 1) OBP: 0.143, SLG: 0.143										0	0	0	0	0	0	0

	AB	30
	R	0
	H	7
	RBI	0
	BB	1
	SO	4
	LOB	13

Inning Stats	1	2	3	4	5	6	7	8	9
	R: 0 H: 1 E: 0 LOB: 1 K: 0 BB: 0 S: 4 P: 4	R: 0 H: 1 E: 0 LOB: 1 K: 0 BB: 0 S: 4 P: 4	R: 0 H: 0 E: 0 LOB: 0 K: 0 BB: 1 S: 2 P: 6	R: 0 H: 1 E: 0 LOB: 0 K: 1 BB: 0 S: 5 P: 5	R: 0 H: 1 E: 0 LOB: 0 K: 0 BB: 0 S: 3 P: 3	R: 0 H: 1 E: 0 LOB: 1 K: 2 BB: 0 S: 8 P: 8	R: 0 H: 0 E: 0 LOB: 0 K: 1 BB: 0 S: 5 P: 5	R: 0 H: 1 E: 0 LOB: 1 K: 0 BB: 0 S: 4 P: 4	R: 0 H: 1 E: 0 LOB: 0 K: 0 BB: 0 S: 3 P: 3

1B: 6 SF: 0
2B: 1 SAC: 1
3B: 0 DP: 3
HR: 0 HBP: 0

WP: 2 PA: 32
PB: 0
SB: 0
CS: 1

PITCHER		IP	WLS	BF	H	R	ER	SO	BB	IBB	HBP	BLK	WP	HR	S	P	ERA	WHIP
Jerry Reuss, L ERA: 3.71	(1, 1)	9.0	W	32	7	0	0	4	1	0	0	0	2	0	38	42	0.00	0.889

PITCHER		IP	WLS	BF	H	R	ER	SO	BB	IBB	HBP	BLK	WP	HR	S	P	ERA	WHIP

Batter	1	2	3	4	5	6	7	8	9	AB	R	H	RBI	BB	SO	LOB
Omar Moreno, L (1, 8) OBP: 0.301, SLG: 0.368	F9		5-3		1-3			3B 1B		4	1	1	0	0	0	1
Phil Garner, R (1, 5) OBP: 0.314, SLG: 0.442	1-6-3		CS 1B			F8		F8		4	0	1	0	0	0	1
Dave Parker, L (1, 9) OBP: 0.401, SLG: 0.553	F4-3		CS 1-2	F8 2B		K		1-H FC5-2-5-1 3B		4	0	2	1	0	1	0
Bill Robinson, R (1, 3) OBP: 0.343, SLG: 0.526		F8		F8 2-3		K		BBB FC5-2-5-1 BB		3	0	0	0	1	1	1
Rennie Stennett, R (1, 4) OBP: 0.382, SLG: 0.440		BB 1B 1B		6-3			F8	FC5-2-5-1 1-3 3-H		4	0	1	0	0	0	3
Fernando Gonzalez, R (1, 7) OBP: 0.305, SLG: 0.417		BB 1-2 1B		K			2B 1B	6-3		4	1	2	0	0	1	3
Duffy Dyer, R (1, 2) OBP: 0.378, SLG: 0.330		BBBB F6-4-3 1-2 2-3 BB			F4		1-H 2B			2	0	1	1	1	0	0
Mario Mendoza, R (1, 6) OBP: 0.232, SLG: 0.254		F6-4-3 1-2			1B		F9			3	0	1	0	0	0	4
Jerry Reuss, L (1, 1) OBP: 0.266, SLG: 0.237			K		K		K			3	0	0	0	0	3	2
Inning Stats	R: 0 H: 0 E: 0 LOB: 0 K: 0 BB: 0 S: 3 P: 3	R: 0 H: 2 E: 0 LOB: 2 K: 0 BB: 1 S: 4 P: 8	R: 0 H: 1 E: 0 LOB: 0 K: 1 BB: 0 S: 5 P: 5	R: 0 H: 1 E: 0 LOB: 1 K: 1 BB: 0 S: 6 P: 6	R: 0 H: 1 E: 0 LOB: 1 K: 1 BB: 0 S: 6 P: 6	R: 0 H: 0 E: 0 LOB: 0 K: 2 BB: 0 S: 7 P: 7	R: 1 H: 2 E: 0 LOB: 1 K: 1 BB: 0 S: 7 P: 7	R: 1 H: 2 E: 0 LOB: 2 K: 0 BB: 1 S: 5 P: 9		1B: 6 SF: 0 2B: 2 SAC: 0 3B: 1 DP: 1 HR: 0 HBP: 0						

BOTTOM

New York Mets @ Pittsburgh Pirates

Three Rivers Stadium, Pittsburgh, PA

Sat Aug 13 1977, 7:05 PM EDT

Att. 32,212 - Unknown

livebaseballscorecards.com

AB	31
R	2
H	9
RBI	2
BB	2
SO	6
LOB	15

PITCHER		IP	WLS	BF	H	R	ER	SO	BB	IBB	HBP	BLK	WP	HR	S	P	ERA	WHIP
Jon Matlack, L ERA: 3.83	(1, 1)	7.0	L	27	7	1	1	6	1	0	0	0	0	0	38	42	1.29	1.143
Skip Lockwood, R ERA: 3.21	(8, 1)	1.0		6	2	1	1	0	1	0	0	0	0	0	5	9	9.00	3.000

PITCHER	IP	WLS	BF	H	R	ER	SO	BB	IBB	HBP	BLK	WP	HR	S	P	ERA	WHIP

New York Mets @ Pittsburgh Pirates

Three Rivers Stadium, Pittsburgh, PA

Sun Aug 14 1977, 3:33 AM EDT

Att. 17,945 - Unknown

TOP

livebaseballscorecards.com

Batter	1	2	3	4	5	6	7	8	9	AB	R	H	RBI	BB	SO	LOB
Lee Mazzilli, S (1, 8) OBP: 0.329, SLG: 0.311	S S S 0-3 ① K		x 0-0 ② F7			x 0-0 ② F8		B B B 4-0 FC4-6 1-2 2-3 BB		3	0	0	0	1	1	0
Doug Flynn, R (1, 4) OBP: 0.245, SLG: 0.272	x 0-0 ② F9		x 0-0 ③ F9			x 0-0 ③ F5-3		x 0-0 ② FC4-6 1-2f 2-3 3-H		3	0	0	0	0	0	0
Ed Kranepool, L (8, PH) OBP: 0.323, SLG: 0.464										1	0	0	1	0	0	2
Bob Apodaca, R (8, 1) OBP: 0.250, SLG: 0.250										0	0	0	0	0	0	0
Steve Henderson, R (1, 7) OBP: 0.380, SLG: 0.535	x 0-0 ③ F7			B B B B 4-0 G5-4-3 BB			x 0-0 FC5-4 1B 1B	x 0-0 ③ 4-3		3	0	1	0	1	0	2
Mike Vail, R (1, 9) OBP: 0.310, SLG: 0.402		x 0-0 ① 5-3		x 0-0 ① F8			x 0-0 FC5-4 1-2 1B		x 0-0 ① F6	4	0	1	0	0	0	1
John Stearns, R (1, 3) OBP: 0.384, SLG: 0.446		x 0-0 1B SF7 2B		x 0-0 ② ③ G5-4-3 1-2f			x 0-0 ① ② FC5-4 BLK 1-2 2-3		x 0-0 ② 6-3	4	1	1	0	0	0	3
Jerry Grote, R (1, 2) OBP: 0.328, SLG: 0.312		x 0-0 SF7 2-3 1B			x 0-0 ① F9		S S S 0-3 ③ K 1-2		x 0-0 WP E 1B	4	1	2	0	0	1	1
Joel Youngblood, R (1, 5) OBP: 0.345, SLG: 0.310 (8, 4)		x 0-0 ② SF7 1-2 3-H			x 0-0 ② F8			x 0-0 BB 1B FC4-6 1B	x 0-0 E6 1-H 1B	3	1	2	1	0	0	0
Bud Harrelson, S (1, 6) OBP: 0.250, SLG: 0.223	S S S 0-3 ③ K				x 0-0 ③ F9			x 0-0 FC4-6 BB 1-2 1B	x 0-0 ③ F9	3	0	1	0	0	1	1
John Milner, L (9, PH) OBP: 0.371, SLG: 0.432										1	0	0	0	0	0	1
Nino Espinosa, R (1, 1) OBP: 0.154, SLG: 0.111			x 0-0 ① F4			x 0-0 ① F8		S S S 0-3 ① K		1	0	0	0	0	0	0
Paul Siebert, L (4, 1)										0	0	0	0	0	0	0
Bruce Boisclair, L (6, PH) OBP: 0.330, SLG: 0.381										1	0	0	0	0	0	0
Rick Baldwin, L (6, 1)										0	0	0	0	0	0	0
Lenny Randle, S (8, PH) OBP: 0.380, SLG: 0.419 (8, 5)										1	0	0	0	0	1	2

Inning Stats	1	2	3	4	5	6	7	8	9
	R: 0 E: 0 K: 1 S: 5	R: 1 E: 0 K: 1 S: 7	R: 0 E: 0 K: 0 S: 3	R: 0 E: 0 K: 0 S: 2	R: 0 E: 0 K: 0 S: 3	R: 0 E: 0 K: 0 S: 3	R: 0 E: 0 K: 1 S: 6	R: 1 E: 0 K: 1 S: 7	R: 1 E: 1 K: 0 S: 5
	H: 0 LOB: 0 BB: 0 P: 5	H: 2 LOB: 1 BB: 0 P: 7	H: 0 LOB: 0 BB: 0 P: 3	H: 0 LOB: 0 BB: 1 P: 6	H: 0 LOB: 0 BB: 0 P: 3	H: 0 LOB: 0 BB: 0 P: 3	H: 2 LOB: 1 BB: 0 P: 6	H: 2 LOB: 2 BB: 1 P: 11	H: 2 LOB: 1 BB: 0 P: 5

1B: 7	SF: 1
2B: 1	SAC: 0
3B: 0	DP: 2
HR: 0	HBP: 0

WP: 1	PA: 35
PB: 0	
SB: 0	
CS: 0	

AB	32
R	3
H	8
RBI	2
BB	2
SO	4
LOB	13

PITCHER	IP	WLS	BF	H	R	ER	SO	BB	IBB	HBP	BLK	WP	HR	S	P	ERA	WHIP
John Candelaria, L (1, 1) ERA: 2.72	7.1	W	28	6	2	2	4	2	0	0	1	0	0	34	42	2.46	1.091
Kent Tekulve, R (8, 1) ERA: 3.42	1.2	S	7	2	1	0	0	0	0	0	0	1	0	7	7	0.00	1.200

PITCHER	IP	WLS	BF	H	R	ER	SO	BB	IBB	HBP	BLK	WP	HR	S	P	ERA	WHIP

New York Mets @ Pittsburgh Pirates

Three Rivers Stadium, Pittsburgh, PA

Sun Aug 14 1977, 3:33 AM EDT

Att. 17,945 - Unknown

BOTTOM

Batter	1	2	3	4	5	6	7	8	9	AB	R	H	RBI	BB	SO	LOB
Omar Moreno, L (1, 8) OBP: 0.300, SLG: 0.371	L1		HR 2B 3-H	SF8 3-H		L6				3	1	1	2	0	0	1
Phil Garner, R (1, 5) OBP: 0.313, SLG: 0.447	K		HR 2-H	K			F6			4	1	1	2	0	2	1
Dave Parker, L (1, 9) OBP: 0.402, SLG: 0.552	K		S 1B	F4-3			HBP 1B			4	0	2	0	0	1	0
Jerry Hairston, S (7, PR) OBP: 0.324, SLG: 0.365 (8, 9)										0	0	0	0	0	0	0
Rennie Stennett, R (1, 4) OBP: 0.380, SLG: 0.437		F4-3	F9 1-2		E3		HBP 1-2			3	0	0	0	0	0	1
Bobby Tolan, L (1, 3) OBP: 0.244, SLG: 0.329		F8	F4-3		F9		F7			4	0	0	0	0	0	4
Fernando Gonzalez, R (1, 7) OBP: 0.303, SLG: 0.407		F3		SH2-3 1B FC4 BB	F7		6-3			3	1	0	0	1	0	3
Duffy Dyer, R (1, 2) OBP: 0.376, SLG: 0.329			F4	FC4 SH2-3 SF8 1-2 1B		F2		F9		4	1	1	0	0	0	0
Mario Mendoza, R (1, 6) OBP: 0.236, SLG: 0.257			3B 1B	SH2-3 1-2 2-3		1-3		6-3		3	1	1	0	0	0	0
John Candelaria, L (1, 1) OBP: 0.232, SLG: 0.296			1-H 2B 3B	FC4 2-3 3-H		E6		K		3	1	1	2	0	0	1
Kent Tekulve, R (8, 1) OBP: 0.222, SLG: 0.222										1	0	0	0	0	1	0
Inning Stats	R: 0 H: 0 E: 0 LOB: 0 K: 2 BB: 0 S: 7 P: 7	R: 0 H: 0 E: 0 LOB: 0 K: 0 BB: 0 S: 3 P: 3	R: 4 H: 5 E: 0 LOB: 1 K: 0 BB: 0 S: 8 P: 8	R: 2 H: 1 E: 0 LOB: 1 K: 1 BB: 1 S: 7 P: 11	R: 0 H: 0 E: 1 LOB: 1 K: 0 BB: 0 S: 4 P: 4	R: 0 H: 0 E: 1 LOB: 1 K: 0 BB: 0 S: 4 P: 4	R: 0 H: 1 E: 0 LOB: 2 K: 0 BB: 0 S: 4 P: 5	R: 0 H: 0 E: 0 LOB: 0 K: 1 BB: 0 S: 5 P: 5		1B: 4 SF: 1 2B: 1 SAC: 1 3B: 1 DP: 0 HR: 1 HBP: 1						

livebaseballscorecards.com

AB	32
R	6
H	7
RBI	6
BB	1
SO	4
LOB	11

WP: 0 PA: 36
PB: 0
SB: 1
CS: 0

PITCHER		IP	WLS	BF	H	R	ER	SO	BB	IBB	HBP	BLK	WP	HR	S	P	ERA	WHIP
Nino Espinosa, R ERA: 4.03	(1, 1)	3.1	L	18	6	6	6	2	1	0	0	0	0	1	21	25	16.20	2.100
Paul Siebert, L ERA: 3.32	(4, 1)	1.2		6	0	0	0	1	0	0	0	0	0	0	8	8	0.00	0.000
Rick Baldwin, R ERA: 5.09	(6, 1)	2.0		9	1	0	0	0	0	0	1	0	0	0	8	9	0.00	0.500
Bob Apodaca, R ERA: 3.19	(8, 1)	1.0		3	0	0	0	1	0	0	0	0	0	0	5	5	0.00	0.000

PITCHER	IP	WLS	BF	H	R	ER	SO	BB	IBB	HBP	BLK	WP	HR	S	P	ERA	WHIP

Batter	1	2	3	4	5	6	7	8	9	AB	R	H	RBI	BB	SO	LOB
Lenny Randle, S (1, 5) OBP: 0.385, SLG: 0.421	BBBB 4-0 SH2-3 1B BB	6-3			BBBB 4-0 BB 1B FC1-4 BB	6-3 4-3 1B		1B 1B		3	2	2	0	2	0	0
Bud Harrelson, S (1, 6) OBP: 0.250, SLG: 0.223	0-0 SH2-3 1-2	0-0 F5			0-0 FC1-4 BB 1-2 2B 1B	0-0 4-3 1-2		0-0 F9		4	1	1	0	0	0	2
Bruce Boisclair, L (1, 9) OBP: 0.336, SLG: 0.380	BBBB 4-0 1B 2B BB	0-0 3-1			BBBB 4-0 FC1-4 1-2 2-3 BB	0-0 6-3 2-3		0-0 1-2 1B		3	1	1	0	2	0	1
Steve Henderson, R (1, 7) OBP: 0.376, SLG: 0.526	0-0 1-3 2-H 2B 1B	0-0 5-3			0-0 FC1-4 1-2f 2-3 3-H 2B	SSS 0-3 K		SSS 0-3 K		5	2	1	2	0	2	5
John Milner, L (1, 3) OBP: 0.371, SLG: 0.438	0-0 WP FC4-5-2 1-H 3-H 2B	0-0 P5			0-0 1B 1B 1-H 3-H 2B		0-0 P6	0-0 F9		5	1	2	4	0	0	2
Ron Hodges, L (1, 2) OBP: 0.349, SLG: 0.373	0-0 FC4-5-2 2-H			0-0 1-3	BBBB 4-0 1B 1B BB		0-0 4-3		SSS 0-3 K	4	0	0	0	1	1	1
Lee Mazzilli, S (1, 8) OBP: 0.332, SLG: 0.313	BBBB 4-0 FC6-4 BB			0-0 F9	0-0 1B 1-2 2-3 1B		0-0 1B 1B		0-0 F8	4	0	2	0	1	0	0
Doug Flynn, R (1, 4) OBP: 0.249, SLG: 0.276	0-0 FC6-4 1-2f			0-0 F3	0-0 1-2 2-3 3-H 1B		0-0 1-2 1B		0-0 F9	5	0	2	1	0	0	2
Craig Swan, R (1, 1) OBP: 0.125, SLG: 0.125 Bob Apodaca, R (8, 1) OBP: 0.250, SLG: 0.250	SSS 0-3 K				0-0 6-3		0-0 6-3			4 0	0 0	0 0	0 0	0 0	2 0	5 0
Inning Stats	R: 3 H: 2 E: 0 LOB: 2 K: 0 BB: 3 S: 5 P: 17	R: 0 H: 0 E: 0 LOB: 0 K: 1 BB: 0 S: 5 P: 5	R: 0 H: 0 E: 0 LOB: 0 K: 0 BB: 0 S: 3 P: 3	R: 0 H: 0 E: 0 LOB: 0 K: 0 BB: 0 S: 3 P: 3	R: 4 H: 4 E: 0 LOB: 3 K: 1 BB: 3 S: 9 P: 21	R: 0 H: 1 E: 0 LOB: 1 K: 1 BB: 0 S: 6 P: 6	R: 0 H: 2 E: 0 LOB: 2 K: 0 BB: 0 S: 5 P: 5	R: 0 H: 2 E: 0 LOB: 2 K: 1 BB: 0 S: 7 P: 7	R: 0 H: 0 E: 0 LOB: 0 K: 1 BB: 0 S: 5 P: 5	1B: 9 2B: 2 3B: 0 HR: 0	SF: 0 SAC: 1 DP: 0 HBP: 0						

PITCHER		IP	WLS	BF	H	R	ER	SO	BB	IBB	HBP	BLK	WP	HR	S	P	ERA	WHIP
John Denny, R ERA: 4.05	(1, 1)	4.2	L	23	4	7	7	1	5	0	0	0	1	0	20	40	13.50	1.929
Buddy Schultz, L ERA: 1.17	(5, 1)	0.1		4	2	0	0	1	1	0	0	0	0	0	5	9	0.00	9.000
Rawly Eastwick, R ERA: 3.65	(6, 1)	2.0		9	3	0	0	1	0	0	0	0	0	0	11	11	0.00	1.500
Clay Carroll, R ERA: 2.29	(8, 1)	1.0		5	2	0	0	1	0	0	0	0	0	0	7	7	0.00	2.000
Al Hrabosky, L ERA: 4.3	(9, 1)	1.0		3	0	0	0	1	0	0	0	0	0	0	5	5	0.00	0.000

PITCHER	IP	WLS	BF	H	R	ER	SO	BB	IBB	HBP	BLK	WP	HR	S	P	ERA	WHIP

TOP

New York Mets @ St. Louis Cardinals

Busch Stadium, St. Louis, MO

Mon Aug 15 1977, 7:05 PM CDT

Att. 18,818 - Unknown

livebaseballscorecards.com

AB	37
R	7
H	11
RBI	7
BB	6
SO	5
LOB	18

WP: 1 PA: 44
PB: 0
SB: 0
CS: 0

New York Mets @ St. Louis Cardinals

Busch Stadium, St. Louis, MO

Mon Aug 15 1977, 7:05 PM CDT

Att. 18,818 - Unknown

BOTTOM

Batter	1	2	3	4	5	6	7	8	9	AB	R	H	RBI	BB	SO	LOB
Lou Brock, L (1, 7) OBP: 0.316, SLG: 0.357	6-3		L1		F8			F8	1B	3	0	0	0	0	0	0
Rick Bosetti, R (7, 7) OBP: 0.200, SLG: 0.200										2	0	1	0	0	0	0
Tony Scott, S (1, 9) OBP: 0.369, SLG: 0.399	5-3			K		F4-3		BB 1B BB	K	4	1	0	0	1	2	1
Keith Hernandez, L (1, 3) OBP: 0.381, SLG: 0.443	2B			BB 1B 1B		F7		3-1 1B 1-2 1B BB	K	4	1	2	0	1	1	1
Ted Simmons, S (1, 2) OBP: 0.413, SLG: 0.520	F4-3			BB 1-2 1B		1B		1B 3-1 1-2 2-H 1B	1-2 1B	3	0	2	0	0	0	1
Dave Rader, L (7, 2) OBP: 0.333, SLG: 0.405										2	1	2	1	0	0	0
Jerry Mumphrey, S (1, 8) OBP: 0.394, SLG: 0.446		5-3		BB 4-0 1-2 2-3		1-2 1B		3-1 1-2 2-3	K	4	0	1	0	1	1	4
Ken Reitz, R (1, 5) OBP: 0.301, SLG: 0.436		F9	K			F4-3		1B 1B HBP		3	1	0	0	0	1	5
Don Kessinger, S (1, 6) OBP: 0.317, SLG: 0.277		K	F7				F7	1B 1-2 2-3 3-H 1B		4	0	1	1	0	1	3
Mike Tyson, R (1, 4) OBP: 0.286, SLG: 0.335			F4				F4-3	1-3 2-H 3-H 1B		2	0	0	0	0	0	0
Rawly Eastwick, R (6, 1) OBP: 0.364, SLG: 0.300										0	0	0	0	0	0	0
Hector Cruz, R (7, PH) OBP: 0.352, SLG: 0.371										1	0	0	0	0	0	0
Clay Carroll, R (8, 1) OBP: 0.100, SLG: 0.100										0	0	0	0	0	0	0
Roger Freed, R (8, PH) OBP: 0.448, SLG: 0.554										1	0	1	2	0	0	0
Al Hrabosky, R (9, 1)										0	0	0	0	0	0	0
John Denny, R (1, 1) OBP: 0.135, SLG: 0.111			K		F8		3-1	F7		1	0	0	0	0	1	0
Buddy Schultz, R (5, 1) OBP: 0.273, SLG: 0.200										0	0	0	0	0	0	0
Mike Phillips, L (5, PH) (6, 4) OBP: 0.233, SLG: 0.248										3	0	0	0	0	0	2

Inning Stats	1	2	3	4	5	6	7	8	9
	R: 0 H: 1 E: 0 LOB: 1 K: 0 BB: 0 S: 4 P: 4	R: 0 H: 0 E: 0 LOB: 0 K: 1 BB: 0 S: 5 P: 5	R: 0 H: 0 E: 0 LOB: 0 K: 1 BB: 0 S: 5 P: 5	R: 0 H: 2 E: 0 LOB: 3 K: 2 BB: 1 S: 9 P: 13	R: 0 H: 0 E: 0 LOB: 0 K: 0 BB: 0 S: 3 P: 3	R: 0 H: 2 E: 0 LOB: 2 K: 0 BB: 0 S: 5 P: 5	R: 0 H: 0 E: 0 LOB: 0 K: 0 BB: 0 S: 3 P: 3	R: 4 H: 3 E: 0 LOB: 2 K: 0 BB: 2 S: 6 P: 15	R: 0 H: 2 E: 0 LOB: 2 K: 3 BB: 0 S: 11 P: 11

livebaseballscorecards.com

AB	37
R	4
H	10
RBI	4
BB	3
SO	7
LOB	17

		1B: 9	SF: 0	WP: 0	PA: 41
		2B: 1	SAC: 0	PB: 0	
		3B: 0	DP: 0	SB: 0	
		HR: 0	HBP: 1	CS: 0	

PITCHER		IP	WLS	BF	H	R	ER	SO	BB	IBB	HBP	BLK	WP	HR	S	P	ERA	WHIP
Craig Swan, R ERA: 3.84	(1, 1)	7.2	W	34	7	4	4	4	3	0	1	0	0	0	38	51	4.70	1.304
Bob Apodaca, R ERA: 3.13	(8, 1)	1.1	S	7	3	0	0	3	0	0	0	0	0	0	13	13	0.00	2.250

PITCHER	IP	WLS	BF	H	R	ER	SO	BB	IBB	HBP	BLK	WP	HR	S	P	ERA	WHIP

Batter	1	2	3	4	5	6	7	8	9	AB	R	H	RBI	BB	SO	LOB
Lenny Randle, S (1, 5) OBP: 0.383, SLG: 0.416	F8		6-3		K		K	BB		4	0	0	0	1	2	0
Bud Harrelson, S (1, 6) OBP: 0.257, SLG: 0.233	4-3 2B			4-3 L1-5 1B BB		E6 1B 1B	F7	P4 1-2 3-H		4	1	2	0	1	0	1
Steve Henderson, R (1, 7) OBP: 0.381, SLG: 0.533	4-3 2-3			4-3 1-2 1B		1B 1B 1B 2-3 1B	2B 2B		K	5	2	3	0	0	1	1
John Milner, L (1, 3) OBP: 0.372, SLG: 0.436	K			4-3 1-2 2-3		1B 1B 1-2 3-H 1B	2B BB		K	4	0	1	1	1	2	3
John Stearns, R (1, 2) OBP: 0.384, SLG: 0.447		5-3		IBB		F7	1-3 2-H 2B		F2	4	0	1	1	1	0	2
Joel Youngblood, R (1, 9) OBP: 0.342, SLG: 0.308		K		L1-5 3-H		1B 1-2 2-3 1B	5-3			4	0	1	0	0	1	5
Lee Mazzilli, S (1, 8) OBP: 0.331, SLG: 0.311		F8			1B S G6-4-3 BB	K		P4 1-2		3	1	0	0	1	1	3
Doug Flynn, R (1, 4) OBP: 0.259, SLG: 0.291			F9		G6-4-3 1-3 1B	1-2 2-3 3-H 1B		G3 S 2B		4	1	3	1	0	0	0
Pat Zachry, R (1, 1) OBP: 0.146, SLG: 0.128			F8		G6-4-3 1-2f 3-H	K		G3 2-3		4	0	0	0	0	1	5
Inning Stats	R: 0 E: 0 K: 1 S: 6 / H: 1 LOB: 1 BB: 0 P: 6	R: 0 E: 0 K: 1 S: 5 / H: 0 LOB: 0 BB: 0 P: 5	R: 0 E: 0 K: 0 S: 3 / H: 0 LOB: 0 BB: 0 P: 3	R: 0 E: 0 K: 0 S: 3 / H: 1 LOB: 2 BB: 2 P: 11	R: 1 E: 0 K: 1 S: 5 / H: 1 LOB: 0 BB: 1 P: 9	R: 2 E: 1 K: 2 S: 12 / H: 5 LOB: 3 BB: 0 P: 12	R: 1 E: 0 K: 1 S: 7 / H: 2 LOB: 2 BB: 1 P: 11	R: 1 E: 0 K: 0 S: 4 / H: 1 LOB: 1 BB: 1 P: 8	R: 0 E: 0 K: 2 S: 7 / H: 0 LOB: 0 BB: 0 P: 7	1B: 7 2B: 5 3B: 0 HR: 0 / SF: 0 SAC: 0 DP: 2 HBP: 0							

PITCHER	IP	WLS	BF	H	R	ER	SO	BB	IBB	HBP	BLK	WP	HR	S	P	ERA	WHIP
Tom Underwood, L (1, 1) ERA: 4.78	5.2	L	26	8	3	3	4	2	1	0	0	0	0	31	43	4.76	1.765
Butch Metzger, R (6, 1) ERA: 3.24	1.1		7	2	1	1	2	1	0	0	0	0	0	10	14	6.75	2.250
Al Hrabosky, L (8, 1) ERA: 4.3	2.0		8	1	1	1	2	1	0	0	0	0	0	11	15	4.50	1.000

PITCHER	IP	WLS	BF	H	R	ER	SO	BB	IBB	HBP	BLK	WP	HR	S	P	ERA	WHIP

TOP

New York Mets @ St. Louis Cardinals

Busch Stadium, St. Louis, MO

Tue Aug 16 1977, 7:05 PM CDT

Att. 21,277 - Unknown

livebaseballscorecards.com

AB	36
R	5
H	11
RBI	3
BB	5
SO	8
LOB	20

New York Mets @ St. Louis Cardinals

Busch Stadium, St. Louis, MO

Tue Aug 16 1977, 7:05 PM CDT

Att. 21,277 - Unknown

livebaseballscorecards.com

BOTTOM

Batter	1	2	3	4	5	6	7	8	9	AB	R	H	RBI	BB	SO	LOB
Lou Brock, L (1, 7) OBP: 0.313, SLG: 0.353	P6	F8			F8		F4-3			4	0	0	0	0	0	1
Jerry Mumphrey, S (1, 8) OBP: 0.393, SLG: 0.442	F4		F4-3		K			F4-6-3 BB		3	0	0	0	1	1	1
Hector Cruz, R (1, 9) OBP: 0.350, SLG: 0.369	1B 1B 1B		5-3			6-3		L8		4	1	1	0	0	0	1
Ted Simmons, S (1, 2) OBP: 0.414, SLG: 0.519	1B BB 1-3 1B		L8			BB 1B		F4-6-3 1-2		4	0	2	0	0	0	1
Keith Hernandez, L (1, 3) OBP: 0.386, SLG: 0.448	1B 1-2 BB			2B		BB 1-2 BB			FC6-4 1B	2	0	2	0	2	0	0
Ken Reitz, R (1, 5) OBP: 0.300, SLG: 0.434	1-2 2-3 3-H 1B			K	K	K			FC6-4 FC3-6 1-2f	4	0	1	1	0	2	3
Don Kessinger, S (1, 6) OBP: 0.309, SLG: 0.269	F8			F8		P6			FC3-6 BB 1-2f	4	0	0	0	0	0	6
Mike Tyson, R (1, 4) OBP: 0.287, SLG: 0.335 Dave Rader, L (9, PH) OBP: 0.341, SLG: 0.405		F7			SH2-4 1B		F8		BB 1-2 BB	3 0	0 0	1 0	0 0	0 1	0 0	0 0
Tom Underwood, R (1, 1) OBP: 0.222, SLG: 0.174 Butch Metzger, R (6, 1) Tony Scott, S (7, PH) OBP: 0.368, SLG: 0.397 Al Hrabosky, R (8, 1) Roger Freed, R (9, PH) OBP: 0.441, SLG: 0.544		F7			SH2-4 1-2		K		F9	1 0 1 0 1	0 0 0 0 0	0 0 0 0 0	0 0 0 0 0	0 0 1 0 0	0 0 0 0 0	0 0 0 0 2
Inning Stats	R: 1 E: 0 K: 0 S: 6 H: 3 LOB: 3 BB: 1 P: 10	R: 0 E: 0 K: 0 S: 3 H: 0 LOB: 0 BB: 0 P: 3	R: 0 E: 0 K: 0 S: 3 H: 0 LOB: 0 BB: 0 P: 3	R: 0 E: 0 K: 1 S: 5 H: 1 LOB: 0 BB: 0 P: 5	R: 0 E: 0 K: 1 S: 6 H: 1 LOB: 1 BB: 0 P: 6	R: 0 E: 0 K: 1 S: 6 H: 1 LOB: 2 BB: 1 P: 10	R: 0 E: 0 K: 1 S: 5 H: 0 LOB: 0 BB: 0 P: 5	R: 0 E: 0 K: 0 S: 2 H: 0 LOB: 0 BB: 1 P: 6	R: 0 E: 0 K: 0 S: 4 H: 1 LOB: 2 BB: 1 P: 8	1B: 6 2B: 1 3B: 0 HR: 0	SF: 0 SAC: 1 DP: 1 HBP: 0			WP: 0 PB: 0 SB: 0 CS: 0	PA: 36		

	AB	31
	R	1
	H	7
	RBI	1
	BB	4
	SO	4
	LOB	15

PITCHER	IP	WLS	BF	H	R	ER	SO	BB	IBB	HBP	BLK	WP	HR	S	P	ERA	WHIP
Pat Zachry, R (1, 1) ERA: 4.68	9.0	W	36	7	1	1	4	4	0	0	0	0	0	40	56	1.00	1.222

PITCHER	IP	WLS	BF	H	R	ER	SO	BB	IBB	HBP	BLK	WP	HR	S	P	ERA	WHIP

Batter	1	2	3	4	5	6	7	8	9	AB	R	H	RBI	BB	SO	LOB
Lenny Randle, S (1, 5) OBP: 0.384, SLG: 0.416	B B B B 4-0 1B SH3-4 BB		S S S 0-3 ③ K			x 0-0 S 1B			x 0-0 ① 4-3	3	0	1	0	1	1	0
Bud Harrelson, S (1, 6) OBP: 0.255, SLG: 0.231 Ed Kranepool, L (9, PH) OBP: 0.321, SLG: 0.462	x 0-0 ① SH3-4 1-2			S S S 0-3 ① K		x 0-0 ③ 3-1 1-2			x 0-0 ② F7	2 1	0 0	0 0	0 0	0 0	1 0	1 0
Bruce Boisclair, L (1, 9) OBP: 0.335, SLG: 0.378	x 0-0 G6-3 2-3 1B			S S S 0-3 ② K			x 0-0 ① 4-1		x 0-0 ③ 4-3	4	0	1	0	0	1	0
Steve Henderson, R (1, 7) OBP: 0.376, SLG: 0.525	x 0-0 ② ③ G6-3 1-2f			x 0-0 ③ 5-3			x 0-0 ② 6-3			3	0	0	0	0	0	2
John Milner, L (1, 3) OBP: 0.371, SLG: 0.433		x 0-0 ① 4-3			S S S 0-3 ① K		B B B B 4-0 BB			2	0	0	0	1	1	0
Ron Hodges, L (1, 2) OBP: 0.333, SLG: 0.355		x 0-0 ② L8			x 0-0 ② 3-1		x 0-0 ③ F7			3	0	0	0	0	0	1
Lee Mazzilli, S (1, 8) OBP: 0.329, SLG: 0.308		x 0-0 ③ 4-3			x 0-0 ③ F8			x 0-0 ① L6		3	0	0	0	0	0	0
Doug Flynn, R (1, 4) OBP: 0.255, SLG: 0.286			x 0-0 ① F6-3			x 0-0 ① F1-3		x 0-0 ② F6-3		3	0	0	0	0	0	0
Jerry Koosman, R (1, 1) OBP: 0.141, SLG: 0.177 Mike Vail, R (8, PH) OBP: 0.309, SLG: 0.400 Bob Apodaca, R (8, 1) OBP: 0.250, SLG: 0.250			x 0-0 ② 5-3			S S S 0-3 ② K		x 0-0 ③ 6-3		2 1 0	0 0 0	0 0 0	0 0 0	0 0 0	1 0 0	0 0 0
Inning Stats	R: 0 H: 1 E: 0 LOB: 1 K: 0 BB: 1 S: 3 P: 7	R: 0 H: 0 E: 0 LOB: 0 K: 0 BB: 0 S: 3 P: 3	R: 0 H: 0 E: 0 LOB: 0 K: 1 BB: 0 S: 5 P: 5	R: 0 H: 0 E: 0 LOB: 0 K: 2 BB: 0 S: 7 P: 7	R: 0 H: 0 E: 0 LOB: 0 K: 1 BB: 0 S: 5 P: 5	R: 0 H: 1 E: 0 LOB: 1 K: 1 BB: 0 S: 6 P: 6	R: 0 H: 0 E: 0 LOB: 1 K: 0 BB: 1 S: 3 P: 7	R: 0 H: 0 E: 0 LOB: 0 K: 0 BB: 0 S: 3 P: 3	R: 0 H: 0 E: 0 LOB: 0 K: 0 BB: 0 S: 3 P: 3	1B: 2 2B: 0 3B: 0 HR: 0	SF: 0 SAC: 1 DP: 1 HBP: 0					

TOP

New York Mets @ St. Louis Cardinals

Busch Stadium, St. Louis, MO

Wed Aug 17 1977, 7:05 PM CDT

Att. 16,727 - Unknown

livebaseballscorecards.com

AB	27
R	0
H	2
RBI	0
BB	2
SO	5
LOB	4

PITCHER	IP	WLS	BF	H	R	ER	SO	BB	IBB	HBP	BLK	WP	HR	S	P	ERA	WHIP
Bob Forsch, R (1, 1) ERA: 3.3	9.0	W	30	2	0	0	5	2	0	0	0	0	0	38	46	0.00	0.444

PITCHER	IP	WLS	BF	H	R	ER	SO	BB	IBB	HBP	BLK	WP	HR	S	P	ERA	WHIP

Batter	1	2	3	4	5	6	7	8	9	AB	R	H	RBI	BB	SO	LOB
Rick Bosetti, R (1, 7) OBP: 0.333, SLG: 0.333	0-0 BB S 1B	0-0 F9 ③			0-0 1B		0-0 F8 ①			4	0	2	0	0	0	1
Garry Templeton, S (1, 6) OBP: 0.332, SLG: 0.433	0-3 K ① 1-2		0-0 CS 1B		0-0 6-3 ③		0-0 F9 ②			4	0	1	0	0	1	2
Keith Hernandez, L (1, 3) OBP: 0.385, SLG: 0.445	0-0 5-3 ②		0-0 F4-3 ① ② 1-2			BBB 4-0 1B 1B BB	0-0 G3 ③			3	1	0	0	1	0	2
Ted Simmons, S (1, 2) OBP: 0.415, SLG: 0.518	4-0 FC5 BB IBB		0-0 L6 ③			0-0 SH1-4 1B 1-3 FC4-6 1B		SSS 0-3 K ①		3	1	1	0	1	1	0
Hector Cruz, R (1, 9) OBP: 0.352, SLG: 0.369	BBBB 4-0 1-2 2-3 BB			0-0 P3 ①		0-0 FC4-6 SH1-4 1-2 3-H 1B		0-0 5-3 ②		3	0	1	1	1	0	0
Ken Reitz, R (1, 5) OBP: 0.301, SLG: 0.432	0-0 FC5 ③ 2-3f			0-0 F9 ②		0-0 SH1-4 ① 1-2 2-3		BBBB 4-0 BB		2	0	0	0	1	0	3
Jerry Mumphrey, S (1, 8) OBP: 0.391, SLG: 0.437		0-0 1-3 ①		0-0 F9 ③		4-0 FC4-6 IBB		0-0 1-3 ③		3	0	0	0	1	0	1
Mike Tyson, R (1, 4) OBP: 0.284, SLG: 0.332		0-0 5-3 ②			0-0 F3 ①	0-0 FC4-6 ② 1-2f 2-3 3-H				3	0	0	1	0	0	2
Bob Forsch, R (1, 1) OBP: 0.183, SLG: 0.207		0-0 1B			SSS 0-3 K ②	SSS 0-3 K ③				3	0	1	0	0	2	2
Inning Stats	R: 0 E: 0 K: 1 S: 6 H: 1 LOB: 3 BB: 2 P: 14	R: 0 E: 0 K: 0 S: 4 H: 1 LOB: 1 BB: 0 P: 4	R: 0 E: 0 K: 0 S: 3 H: 1 LOB: 0 BB: 0 P: 3	R: 0 E: 0 K: 0 S: 3 H: 0 LOB: 0 BB: 0 P: 3	R: 0 E: 0 K: 1 S: 6 H: 1 LOB: 1 BB: 0 P: 6	R: 2 E: 0 K: 1 S: 7 H: 2 LOB: 2 BB: 2 P: 15	R: 0 E: 0 K: 0 S: 3 H: 0 LOB: 0 BB: 0 P: 3	R: 0 E: 0 K: 1 S: 5 H: 0 LOB: 1 BB: 1 P: 9		1B: 6 2B: 0 3B: 0 HR: 0	SF: 0 SAC: 1 DP: 0 HBP: 0			WP: 0 PB: 0 SB: 1 CS: 1	PA: 34	

PITCHER		IP	WLS	BF	H	R	ER	SO	BB	IBB	HBP	BLK	WP	HR	S	P	ERA	WHIP
Jerry Koosman, L ERA: 3.26	(1, 1)	7.0	L	30	6	2	2	3	2	2	0	0	0	0	32	48	2.57	1.143
Bob Apodaca, R ERA: 3.08	(8, 1)	1.0		4	0	0	0	1	1	0	0	0	0	0	5	9	0.00	1.000

PITCHER	IP	WLS	BF	H	R	ER	SO	BB	IBB	HBP	BLK	WP	HR	S	P	ERA	WHIP

BOTTOM

New York Mets @ St. Louis Cardinals

Busch Stadium, St. Louis, MO

Wed Aug 17 1977, 7:05 PM CDT
Att. 16,727 - Unknown

livebaseballscorecards.com

AB	28
R	2
H	6
RBI	2
BB	5
SO	4
LOB	13

Cincinnati Reds @ New York Mets

Shea Stadium, Flushing, NY

Fri Aug 19 1977, 7:05 PM EDT

Unknown

TOP

livebaseballscorecards.com

Batter	1	2	3	4	5	6	7	8	9	AB	R	H	RBI	BB	SO	LOB
Pete Rose, S (1, 5) OBP: 0.375, SLG: 0.440	F9		K		5-3		S 1-3 1B		1B	5	0	2	0	0	1	1
Dave Concepcion, R (1, 6) OBP: 0.328, SLG: 0.369	K		F4-3		1B		SF7 1-2 3-H		K	4	0	1	1	0	2	2
Ken Griffey, L (1, 9) OBP: 0.383, SLG: 0.462	BB			1B 2B BB	K		BB			1	1	0	0	3	1	1
George Foster, R (1, 8) (7, 7) OBP: 0.373, SLG: 0.635	K			2B 1-2 1B		HR	F2			4	2	2	1	0	1	3
Johnny Bench, R (1, 2) OBP: 0.339, SLG: 0.563		F7		F4		6-3		F7		4	0	0	0	0	0	2
Ray Knight, R (1, 4) OBP: 0.338, SLG: 0.459		6-3		2B 1-H 2-H		F4-3		K		3	0	1	2	0	0	0
Joe Morgan, L (8, PH) (8, 4) OBP: 0.430, SLG: 0.493										1	0	0	0	0	1	0
Dan Driessen, L (1, 3) OBP: 0.370, SLG: 0.470		3-1		K		K		CS 1B		4	0	1	0	0	2	1
Ed Armbrister, R (1, 7) OBP: 0.342, SLG: 0.455			SH1-4 2B	K			K	CS 1-2	F8	3	0	1	0	0	2	1
Cesar Geronimo, L (7, 8) OBP: 0.320, SLG: 0.385										1	0	0	0	0	0	0
Doug Capilla, L (1, 1) OBP: 0.120, SLG: 0.083			SH1-4 2-3		K		1B SF7 1B		K	3	1	1	0	0	2	0

	AB	33
	R	4
	H	9
	RBI	4
	BB	3
	SO	12
	LOB	11

Inning Stats	1	2	3	4	5	6	7	8	9	1B: 6	SF: 1	WP: 0	PA: 39
R	0	0	0	2	0	1	1	0	0	2B: 2	SAC: 1	PB: 0	
E	0	0	0	0	0	0	0	0	0	3B: 0	DP: 0	SB: 1	
K	2	0	1	2	1	1	1	1	2	HR: 1	HBP: 0	CS: 1	
S	7	3	6	9	8	6	7	5	8				
LOB	1	0	1	1	1	0	1	0	0				
BB	1	0	0	1	0	0	1	0	0				
H	0	0	1	2	1	1	2	1	1				
P	11	3	6	13	8	6	11	5	8				

PITCHER		IP	WLS	BF	H	R	ER	SO	BB	IBB	HBP	BLK	WP	HR	S	P	ERA	WHIP
Jon Matlack, L ERA: 3.9	(1, 1)	6.2	L	30	7	4	4	9	3	0	0	0	0	1	45	57	5.40	1.500
Skip Lockwood, R ERA: 3.12	(7, 1)	2.1		8	2	0	0	3	0	0	0	0	0	0	14	14	0.00	0.857

PITCHER	IP	WLS	BF	H	R	ER	SO	BB	IBB	HBP	BLK	WP	HR	S	P	ERA	WHIP

Cincinnati Reds @ New York Mets

Shea Stadium, Flushing, NY

Fri Aug 19 1977, 7:05 PM EDT

Unknown

BOTTOM

livebaseballscorecards.com

Batter	1	2	3	4	5	6	7	8	9	AB	R	H	RBI	BB	SO	LOB
Lenny Randle, S (1, 5) OBP: 0.385, SLG: 0.417	E 1B 1B	E1 1-3 1B		G5-4-3 1-2f			K			4	1	2	0	0	1	1
Bud Harrelson, S (1, 6) OBP: 0.251, SLG: 0.227	K 1-3	6-3		5-3			3-1			4	0	0	0	0	1	3
Steve Henderson, R (1, 7) OBP: 0.373, SLG: 0.520	1B 3-H 1B		P3		6-3			4-3		4	0	1	1	0	0	0
John Milner, L (1, 3) OBP: 0.370, SLG: 0.428	K		HBP BB BB		G3			F9		3	0	0	0	1	1	1
Mike Vail, R (1, 9) OBP: 0.316, SLG: 0.408	1-3 1B		HBP 1-2 BB		K			2B		3	0	2	0	1	1	0
John Stearns, R (1, 2) OBP: 0.383, SLG: 0.443	5-3		1-2 2-3 HBP			6-3		F9		3	0	0	0	0	0	3
Lee Mazzilli, S (1, 8) OBP: 0.326, SLG: 0.305		F7	F9			K			F7	4	0	0	0	0	1	3
Doug Flynn, R (1, 4) OBP: 0.256, SLG: 0.284		FC5-6 BB	F4			F7			F8	2	0	0	0	1	0	3
Skip Lockwood, R (7, 1) OBP: 0.143, SLG: 0.143										0	0	0	0	0	0	0
Bobby Valentine, R (9, PH) OBP: 0.222, SLG: 0.222										1	0	0	0	0	0	0
Jon Matlack, L (1, 1) OBP: 0.189, SLG: 0.087		FC5-6 E 1B 1-2f		G5-4-3 1B			L6		K	2	0	1	0	0	0	1
Joel Youngblood, R (7, 4) OBP: 0.336, SLG: 0.302										2	0	0	0	0	1	0
Inning Stats	R: 1 E: 1 K: 2 S: 10 H: 3 LOB: 2 BB: 0 P: 10	R: 0 E: 1 K: 0 S: 4 H: 1 LOB: 2 BB: 1 P: 8	R: 0 E: 0 K: 0 S: 3 H: 0 LOB: 3 BB: 2 P: 12	R: 0 E: 0 K: 0 S: 3 H: 1 LOB: 0 BB: 0 P: 3	R: 0 E: 0 K: 1 S: 5 H: 0 LOB: 0 BB: 0 P: 5	R: 0 E: 0 K: 1 S: 5 H: 0 LOB: 0 BB: 0 P: 5	R: 0 E: 0 K: 1 S: 5 H: 0 LOB: 0 BB: 0 P: 5	R: 0 E: 0 K: 0 S: 4 H: 1 LOB: 1 BB: 0 P: 4	R: 0 E: 0 K: 1 S: 5 H: 0 LOB: 0 BB: 0 P: 5	1B: 5 2B: 1 3B: 0 HR: 0	SF: 0 SAC: 0 DP: 1 HBP: 1						

	AB	32
	R	1
	H	6
	RBI	1
	BB	3
	SO	6
	LOB	15

WP: 0 PB: 0 SB: 0 CS: 0 PA: 36

PITCHER	IP	WLS	BF	H	R	ER	SO	BB	IBB	HBP	BLK	WP	HR	S	P	ERA	WHIP
Doug Capilla, L (1, 1) ERA: 4.77	9.0	W	36	6	1	1	6	3	0	1	0	0	0	44	57	1.00	1.000

PITCHER	IP	WLS	BF	H	R	ER	SO	BB	IBB	HBP	BLK	WP	HR	S	P	ERA	WHIP

Cincinnati Reds @ New York Mets

Shea Stadium, Flushing, NY

Fri Aug 19 1977, 7:05 PM EDT

Att. 36,771 - Unknown

TOP

livebaseballscorecards.com

Batter	1	2	3	4	5	6	7	8	9	AB	R	H	RBI	BB	SO	LOB
Pete Rose, S (1, 5) OBP: 0.372, SLG: 0.436	K		F8		F7		F7			4	0	0	0	0	1	1
Joe Morgan, L (1, 4) OBP: 0.427, SLG: 0.489	K		P5		1-3			1B SF8 2B		3	0	0	0	0	1	0
Rick Auerbach, R (7, 4) OBP: 0.200, SLG: 0.190										1	1	1	0	0	0	0
Ken Griffey, L (1, 9) OBP: 0.386, SLG: 0.471	HR 1B		HR		L3			2-3 F4-6-3 1B		4	2	3	1	0	0	0
George Foster, R (1, 7) OBP: 0.372, SLG: 0.639	1-H HR		E5 1B			F8		3-H SF8		3	1	1	3	0	0	0
Dan Driessen, L (1, 3) OBP: 0.369, SLG: 0.467	G3		1-3 1B			G3		1-2 F4-6-3		4	0	1	0	0	0	1
Cesar Geronimo, L (1, 8) OBP: 0.316, SLG: 0.381		F4	P6			3-1			F7	4	0	0	0	0	0	2
Dave Concepcion, R (1, 6) OBP: 0.328, SLG: 0.368		5-3 1B		5-3			K		F4-3	4	0	1	0	0	1	0
Bill Plummer, R (1, 2) OBP: 0.255, SLG: 0.232		5-3 1-2		K			K		F8	4	0	0	0	0	2	1
Paul Moskau, R (1, 1) OBP: 0.333, SLG: 0.455		1-3		K			1B			3	0	1	0	0	1	1
Pedro Borbon, R (8, 1) OBP: 0.200, SLG: 0.250										0	0	0	0	0	0	0
Inning Stats	R: 2 E: 0 K: 2 S: 9 H: 2 LOB: 0 BB: 0 P: 9	R: 0 E: 0 K: 0 S: 4 H: 1 LOB: 1 BB: 0 P: 4	R: 1 E: 1 K: 0 S: 6 H: 2 LOB: 2 BB: 0 P: 6	R: 0 E: 0 K: 2 S: 7 H: 0 LOB: 0 BB: 0 P: 7	R: 0 E: 0 K: 0 S: 3 H: 0 LOB: 0 BB: 0 P: 3	R: 0 E: 0 K: 0 S: 3 H: 0 LOB: 0 BB: 0 P: 3	R: 0 E: 0 K: 2 S: 8 H: 1 LOB: 1 BB: 0 P: 8	R: 1 E: 0 K: 0 S: 4 H: 2 LOB: 0 BB: 0 P: 4	R: 0 E: 0 K: 0 S: 3 H: 0 LOB: 0 BB: 0 P: 3	1B: 5 2B: 1 3B: 0 HR: 2 SF: 1 SAC: 0 DP: 1 HBP: 0	WP: 0 PB: 0 SB: 0 CS: 0 PA: 35					

	AB	34
	R	4
	H	8
	RBI	4
	BB	0
	SO	6
	LOB	6

PITCHER		IP	WLS	BF	H	R	ER	SO	BB	IBB	HBP	BLK	WP	HR	S	P	ERA	WHIP
Nino Espinosa, R ERA: 4.02	(1, 1)	7.0	L	28	6	3	3	6	0	0	0	0	0	2	40	40	3.86	0.857
Bob Myrick, L ERA: 3.02	(8, 1)	2.0		7	2	1	1	0	0	0	0	0	0	0	7	7	4.50	1.000

PITCHER	IP	WLS	BF	H	R	ER	SO	BB	IBB	HBP	BLK	WP	HR	S	P	ERA	WHIP

Cincinnati Reds @ New York Mets

Shea Stadium, Flushing, NY

Fri Aug 19 1977, 7:05 PM EDT

Att. 36,771 - Unknown

BOTTOM

Batter	1	2	3	4	5	6	7	8	9	AB	R	H	RBI	BB	SO	LOB
Lenny Randle, S (1, 5) OBP: 0.383, SLG: 0.416	K		F7		F5			F9 WP 2B	K	5	1	1	0	0	2	2
Bud Harrelson, S (1, 6) OBP: 0.247, SLG: 0.223	K		K		P4			F9 2-3	4-3	4	0	0	0	0	2	2
Joel Youngblood, R (9, PH) OBP: 0.333, SLG: 0.299										1	0	0	0	0	0	1
Steve Henderson, R (1, 7) OBP: 0.371, SLG: 0.512	BB			F8		4-3		K G3 1B 3-H		3	1	0	0	1	1	0
John Milner, L (1, 3) OBP: 0.368, SLG: 0.429	K			1B 2B		P2		G3 1-2		4	1	1	0	0	1	2
Mike Vail, R (1, 9) OBP: 0.315, SLG: 0.403		K		6-3		5-3		BB 1B		3	0	0	0	1	1	1
Bruce Boisclair, L (1, 8) OBP: 0.342, SLG: 0.382		BB CS		1B 2-H			3-1	1B 1-2 2-H		3	0	2	2	1	0	0
Ron Hodges, L (1, 2) OBP: 0.343, SLG: 0.364		1B FC5-4 1-2		P4				4-3		4	0	2	0	0	0	3
Doug Flynn, R (1, 4) OBP: 0.256, SLG: 0.283		FC5-4 1-2f			SH1-4		F8		F4-3	4	0	1	0	0	0	2
Nino Espinosa, R (1, 1) OBP: 0.150, SLG: 0.108			P6		SH1-4 1-2		L7		1B	1	0	0	0	0	0	0
Lee Mazzilli, S (7, PH) OBP: 0.325, SLG: 0.304										1	0	0	0	0	0	1
Bob Myrick, R (8, 1) OBP: 0.500, SLG: 0.500										0	0	0	0	0	0	0
Ed Kranepool, L (9, PH) OBP: 0.324, SLG: 0.464										1	0	1	0	0	0	0
John Stearns, R (9, PR) OBP: 0.383, SLG: 0.443										0	0	0	0	0	0	0
Inning Stats	R: 0 E: 0 K: 3 S: 9 H: 0 LOB: 1 BB: 1 P: 13	R: 0 E: 0 K: 1 S: 5 H: 1 LOB: 1 BB: 1 P: 9	R: 0 E: 0 K: 1 S: 5 H: 0 LOB: 0 BB: 0 P: 5	R: 1 E: 0 K: 0 S: 5 H: 2 LOB: 1 BB: 0 P: 5	R: 0 E: 0 K: 0 S: 4 H: 1 LOB: 1 BB: 0 P: 4	R: 0 E: 0 K: 0 S: 3 H: 0 LOB: 0 BB: 0 P: 3	R: 0 E: 0 K: 0 S: 4 H: 1 LOB: 1 BB: 0 P: 4	R: 2 E: 0 K: 1 S: 8 H: 2 LOB: 2 BB: 1 P: 12	R: 0 E: 0 K: 1 S: 6 H: 1 LOB: 1 BB: 0 P: 6	1B: 6 2B: 2 3B: 0 HR: 0 SF: 0 SAC: 1 DP: 0 HBP: 0						

livebaseballscorecards.com

AB	34	
R	3	
H	8	
RBI	2	
BB	3	
SO	7	
LOB	14	

WP: 1 PA: 38
PB: 0
SB: 0
CS: 1

PITCHER		IP	WLS	BF	H	R	ER	SO	BB	IBB	HBP	BLK	WP	HR	S	P	ERA	WHIP
Paul Moskau, R ERA: 3.92	(1, 1)	7.0	W	27	5	1	1	5	2	0	0	0	0	0	35	43	1.29	1.000
Pedro Borbon, R ERA: 2.78	(8, 1)	2.0	S	11	3	2	2	2	1	0	0	0	1	0	14	18	9.00	2.000

PITCHER	IP	WLS	BF	H	R	ER	SO	BB	IBB	HBP	BLK	WP	HR	S	P	ERA	WHIP

Batter	1	2	3	4	5	6	7	8	9	AB	R	H	RBI	BB	SO	LOB
Pete Rose, S (1, 5) OBP: 0.369, SLG: 0.433	4-3	F6-3		F8		4-3		SF9 3-H		4	0	0	0	0	0	0
Ray Knight, R (6, 5) OBP: 0.333, SLG: 0.459										0	0	0	1	0	0	0
Joe Morgan, L (1, 4) OBP: 0.428, SLG: 0.489	BB PB BB 1B		E 2B S 1B		F7	F7		P5		4	2	2	0	0	0	0
Rick Auerbach, R (7, 4) OBP: 0.192, SLG: 0.182										1	0	0	0	0	0	1
Ken Griffey, L (1, 9) OBP: 0.390, SLG: 0.474	PB BB 2B BB 1-2		E1 2B SF8 1-3		1B 2B 1B		G5-4-3 1B		FC4-6 1B	4	3	3	0	1	0	1
George Foster, R (1, 7) OBP: 0.374, SLG: 0.640	PB 2B BB 1-2 2-3		2B 1-3 3-H 2B		2B 2B 1B 1-2		G5-4-3 1-2f		K	4	2	2	1	1	1	2
Dan Driessen, L (1, 3) OBP: 0.371, SLG: 0.474	2B 1-H 2-H 3-H	F8			2B 2B 1-3 2-H		1B		FC4-6 1B 1-2f	5	0	3	3	0	0	3
Johnny Bench, R (1, 2) OBP: 0.340, SLG: 0.565	K	SF8 3-H			G5-3 2-3 3-H 2B		F9		1B 1-2	4	0	2	2	0	1	2
Cesar Geronimo, L (1, 8) OBP: 0.317, SLG: 0.382	F6	F6			IBB			1B SF9 2B	K	4	1	1	0	1	1	4
Dave Concepcion, R (1, 6) OBP: 0.327, SLG: 0.367		5-3		F9	G5-3 2-3f			2-3 1B		4	0	1	0	0	0	3
Fred Norman, S (1, 1) OBP: 0.148, SLG: 0.103		K		K	K	K		K		4	0	0	0	0	4	2
Inning Stats	R: 3 E: 0 K: 1 S: 7 H: 2 LOB: 1 BB: 2 P: 15	R: 0 E: 0 K: 1 S: 5 H: 0 LOB: 0 BB: 0 P: 5	R: 2 E: 1 K: 0 S: 6 H: 2 LOB: 1 BB: 0 P: 6	R: 0 E: 0 K: 1 S: 5 H: 0 LOB: 0 BB: 0 P: 5	R: 2 E: 0 K: 0 S: 6 H: 4 LOB: 2 BB: 1 P: 10	R: 0 E: 0 K: 1 S: 5 H: 0 LOB: 0 BB: 0 P: 5	R: 0 E: 0 K: 0 S: 4 H: 2 LOB: 1 BB: 0 P: 4	R: 1 E: 0 K: 1 S: 7 H: 2 LOB: 1 BB: 0 P: 7	R: 0 E: 0 K: 2 S: 9 H: 2 LOB: 2 BB: 0 P: 9	1B: 9 2B: 5 3B: 0 HR: 0 SF: 2 SAC: 0 DP: 2 HBP: 0						

TOP

Cincinnati Reds @ New York Mets

Shea Stadium, Flushing, NY

Sat Aug 20 1977, 3:33 AM EDT

Att. 26,124 - Unknown

livebaseballscorecards.com

AB	38
R	8
H	14
RBI	7
BB	3
SO	7
LOB	18

WP: 0 PA: 43
PB: 1
SB: 1
CS: 0

PITCHER		IP	WLS	BF	H	R	ER	SO	BB	IBB	HBP	BLK	WP	HR	S	P	ERA	WHIP
Craig Swan, R ERA: 3.99	(1, 1)	4.1	L	24	8	7	4	3	2	0	0	0	0	0	28	36	8.31	2.308
Rick Baldwin, R ERA: 4.78	(5, 1)	2.2		9	2	0	0	1	0	1	0	0	0	0	10	14	0.00	0.750
Paul Siebert, L ERA: 3.43	(8, 1)	2.0		10	4	1	1	3	0	0	0	0	0	0	16	16	4.50	2.000

PITCHER	IP	WLS	BF	H	R	ER	SO	BB	IBB	HBP	BLK	WP	HR	S	P	ERA	WHIP

Cincinnati Reds @ New York Mets

Shea Stadium, Flushing, NY

Sat Aug 20 1977, 3:33 AM EDT

Att. 26,124 - Unknown

BOTTOM

livebaseballscorecards.com

Batter	1	2	3	4	5	6	7	8	9	AB	R	H	RBI	BB	SO	LOB
Lee Mazzilli, S (1, 8) OBP: 0.324, SLG: 0.302 Paul Siebert, L (8, 1)	BBBB 4-0 FC6-4 BB		x 0-0 ① 4-3			x 0-0 ① 6-3	x 0-0 ③ F7			3 0	0 0	0 0	0 0	1 0	0 0	2 0
Doug Flynn, R (1, 6) OBP: 0.251, SLG: 0.277	x 0-0 ① FC6-4 FC4-6 1B 1-2f		x 0-0 ② F8			x 0-0 ② F6-3		x 0-0 ① F9		4	0	0	0	0	0	1
Steve Henderson, R (1, 7) OBP: 0.375, SLG: 0.512 Bobby Valentine, R (7, 5) OBP: 0.220, SLG: 0.221	x 0-0 FC4-6 1B 1-2		SSS 0-3 ③ K			BBBB 4-0 BB		x 0-0 ② 6-3		2 1	0 0	1 0	0 0	1 0	1 0	0 0
John Milner, L (1, 3) OBP: 0.367, SLG: 0.437	x 0-0 ② FC4-6 1-2f 2-3			SSS 0-3 ① K		SSS 0-3 ③ K		x 0-0 HR		4	1	1	1	0	2	3
Mike Vail, R (1, 9) OBP: 0.314, SLG: 0.413	SSS 0-3 ③ K			x 0-0 ② F8			x 0-0 HR	x 0-0 ③ F7		4	1	1	1	0	1	2
Joel Youngblood, R (1, 5) OBP: 0.323, SLG: 0.288 (7, 7) (8, 8)		x 0-0 ① 5-3		x 0-0 ③ P4			SSS 0-3 ① K		x 0-0 ① F8	4	0	0	0	0	1	0
Jerry Grote, R (1, 2) OBP: 0.325, SLG: 0.310		x 0-0 1B			x 0-0 ① 5-3		x 0-0 ② F3		x 0-0 ② F7	4	0	1	0	0	0	0
Leo Foster, R (1, 4) OBP: 0.200, SLG: 0.158		x 0-0 ② F3			SSS 0-3 ② K		x 0-0 E 1B		x 0-0 ③ P5	4	0	1	0	0	1	1
Craig Swan, R (1, 1) OBP: 0.122, SLG: 0.122 Rick Baldwin, L (5, 1) Bruce Boisclair, L (7, PH) OBP: 0.341, SLG: 0.380 (8, 7)		x 0-0 ③ F7			SSS 0-3 ③ K		x 0-0 E3 1-2			1 1 1	0 0 0	0 0 0	0 0 0	0 1 0	0 0 0	1 0 1
Inning Stats	R: 0 H: 1 E: 0 LOB: 2 K: 1 BB: 1 S: 6 P: 10	R: 0 H: 1 E: 0 LOB: 1 K: 0 BB: 0 S: 4 P: 4	R: 0 H: 0 E: 0 LOB: 0 K: 1 BB: 0 S: 5 P: 5	R: 0 H: 0 E: 0 LOB: 0 K: 1 BB: 0 S: 5 P: 5	R: 0 H: 0 E: 0 LOB: 0 K: 2 BB: 0 S: 7 P: 7	R: 0 H: 0 E: 0 LOB: 1 K: 1 BB: 1 S: 5 P: 9	R: 1 H: 2 E: 1 LOB: 2 K: 1 BB: 0 S: 8 P: 8	R: 1 H: 1 E: 0 LOB: 0 K: 0 BB: 0 S: 4 P: 4	R: 0 H: 0 E: 0 LOB: 0 K: 0 BB: 0 S: 3 P: 3	1B: 3 SF: 0 2B: 0 SAC: 0 3B: 0 DP: 0 HR: 2 HBP: 0						WP: 0 PA: 35 PB: 0 SB: 0 CS: 0	

	AB	33
	R	2
	H	5
	RBI	2
	BB	2
	SO	7
	LOB	11

PITCHER	IP	WLS	BF	H	R	ER	SO	BB	IBB	HBP	BLK	WP	HR	S	P	ERA	WHIP
Fred Norman, L (1, 1) ERA: 3.35	9.0	W	35	5	2	2	7	2	0	0	0	0	2	47	55	2.00	0.778

PITCHER	IP	WLS	BF	H	R	ER	SO	BB	IBB	HBP	BLK	WP	HR	S	P	ERA	WHIP

Cincinnati Reds @ New York Mets

Shea Stadium, Flushing, NY

Sun Aug 21 1977, 3:33 AM EDT

Att. 46,265 - Unknown

TOP

livebaseballscorecards.com

Batter	1	2	3	4	5	6	7	8	9	AB	R	H	RBI	BB	SO	LOB
Pete Rose, S (1, 5) OBP: 0.370, SLG: 0.435	F4-3 1B 2B		F4-3 ①		2-H 1B ③			F4 1B 1-2 1B		4	2	2	1	0	0	1
Joe Morgan, L (1, 4) OBP: 0.426, SLG: 0.487	6-3 ①		F4-3 ②			K ①		1-3 2-H 1B ② 1B		4	1	1	1	0	1	1
Ken Griffey, L (1, 9) OBP: 0.389, SLG: 0.472	F4-3 ② 2-3		K ③			K ②		2-H 3-H 8-3 1B		4	0	1	2	0	2	1
George Foster, R (1, 8) (8, 7) OBP: 0.373, SLG: 0.637	BB 3-H 1B			F8 ①		F9 ③		8-3 ② ③ 1-2f		4	0	1	1	0	0	1
Johnny Bench, R (1, 2) OBP: 0.341, SLG: 0.566	B B B B 4-0 1-2 BB			L5 ②			5-3 ①		2B	3	0	1	0	1	0	0
Dave Concepcion, R (1, 6) OBP: 0.324, SLG: 0.364	F4 ③			K ③			F9 ②		F6-3 ①	4	0	0	0	0	1	3
Dan Driessen, L (1, 3) OBP: 0.372, SLG: 0.473		CS 1B			L6 ①		K ③		FC6-4 IBB	3	0	1	0	1	1	0
Ed Armbrister, R (1, 7) OBP: 0.342, SLG: 0.441 Cesar Geronimo, L (8, 8) OBP: 0.317, SLG: 0.381	B B B B 4-0 ① 1-2 F4-6-3 BB				K ②			K ①	K ②	2 1	0 0	0 0	0 0	1 0	2 1	0 2
Tom Seaver, R (1, 1) OBP: 0.238, SLG: 0.271		F4-6-3 ② ③ 1-2			1B 2B			E6 E 1B	FC6-4 ③ 1-2f	4	2	1	0	0	0	3
Inning Stats	R: 1 E: 0 K: 0 S: 5 H: 2 LOB: 2 BB: 1 P: 9	R: 0 E: 0 K: 0 S: 2 H: 1 LOB: 0 BB: 1 P: 6	R: 0 E: 0 K: 1 S: 5 H: 0 LOB: 0 BB: 0 P: 5	R: 0 E: 0 K: 1 S: 5 H: 0 LOB: 0 BB: 0 P: 5	R: 1 E: 0 K: 1 S: 6 H: 2 LOB: 1 BB: 0 P: 6	R: 0 E: 0 K: 2 S: 7 H: 0 LOB: 0 BB: 0 P: 7	R: 0 E: 0 K: 1 S: 5 H: 0 LOB: 0 BB: 0 P: 5	R: 3 E: 2 K: 1 S: 8 H: 2 LOB: 0 BB: 0 P: 8	R: 0 E: 0 K: 1 S: 6 H: 1 LOB: 2 BB: 1 P: 10	1B: 5 2B: 4 3B: 0 HR: 0	SF: 0 SAC: 0 DP: 2 HBP: 0						

	AB	33
	R	5
	H	8
	RBI	5
	BB	3
	SO	8
	LOB	12

WP: 0 PB: 0 SB: 0 CS: 1 PA: 36

PITCHER		IP	WLS	BF	H	R	ER	SO	BB	IBB	HBP	BLK	WP	HR	S	P	ERA	WHIP
Jerry Koosman, L ERA: 3.23	(1, 1)	7.1	L	30	7	5	2	7	2	0	0	0	0	0	42	50	2.46	1.227
Skip Lockwood, R ERA: 3.09	(8, 1)	0.2		1	0	0	0	0	0	0	0	0	0	0	1	1	0.00	0.000
Bob Apodaca, R ERA: 3.03	(9, 1)	1.0		5	1	0	0	1	0	1	0	0	0	0	6	10	0.00	1.000

PITCHER	IP	WLS	BF	H	R	ER	SO	BB	IBB	HBP	BLK	WP	HR	S	P	ERA	WHIP

Cincinnati Reds @ New York Mets

Shea Stadium, Flushing, NY

Sun Aug 21 1977, 3:33 AM EDT

Att. 46,265 - Unknown

BOTTOM

livebaseballscorecards.com

Batter	1	2	3	4	5	6	7	8	9	AB	R	H	RBI	BB	SO	LOB
Lenny Randle, S (1, 5) OBP: 0.380, SLG: 0.412	F7			1-3		K		K		4	0	0	0	0	2	1
Bud Harrelson, S (1, 6) OBP: 0.248, SLG: 0.224	K			K		SF7		G5-4-3		3	1	1	0	0	2	0
John Stearns, R (8, PH) OBP: 0.382, SLG: 0.442										1	0	0	0	0	0	1
Bob Apodaca, R (9, 1) OBP: 0.250, SLG: 0.250										0	0	0	0	0	0	0
Steve Henderson, R (1, 7) OBP: 0.377, SLG: 0.512	K			1B		1-3			K	4	0	2	0	0	2	0
Ed Kranepool, L (1, 9) OBP: 0.327, SLG: 0.466		K		1-3		SF7			4-3	3	0	2	1	0	1	0
John Milner, L (1, 3) OBP: 0.363, SLG: 0.431		F4		F3		F7			4-3	4	0	0	0	0	0	4
Ron Hodges, L (1, 2) OBP: 0.324, SLG: 0.343		K	F7			G3			K	4	0	0	0	0	2	1
Lee Mazzilli, S (1, 8) OBP: 0.324, SLG: 0.302			P4		K	CS				3	0	1	0	0	1	0
Doug Flynn, R (1, 4) OBP: 0.252, SLG: 0.275 (9, 6)			F6-3		BB	F6				2	0	0	0	1	0	1
Jerry Koosman, R (1, 1) OBP: 0.136, SLG: 0.172			F9		K			G5-4-3		2	0	0	0	0	1	1
Skip Lockwood, R (8, 1) OBP: 0.143, SLG: 0.143										0	0	0	0	0	0	0
Bruce Boisclair, L (8, PH) OBP: 0.344, SLG: 0.380										0	0	0	0	1	0	0
Leo Foster, R (9, 4) OBP: 0.200, SLG: 0.158								BB		0	0	0	0	0	0	0

Totals	AB	R	H	RBI	BB	SO	LOB
	30	1	6	1	2	11	9

Inning Stats	1	2	3	4	5	6	7	8	9
	R: 0 E: 0 K: 2 S: 7	R: 0 E: 0 K: 2 S: 7	R: 0 E: 0 K: 0 S: 3	R: 0 E: 0 K: 1 S: 7	R: 0 E: 0 K: 2 S: 7	R: 1 E: 0 K: 1 S: 7	R: 0 E: 0 K: 0 S: 3	R: 0 E: 0 K: 1 S: 4	R: 0 E: 0 K: 2 S: 8
	H: 0 LOB: 0 BB: 0 P: 7	H: 0 LOB: 0 BB: 0 P: 7	H: 0 LOB: 0 BB: 0 P: 3	H: 2 LOB: 2 BB: 0 P: 7	H: 0 LOB: 1 BB: 1 P: 11	H: 2 LOB: 1 BB: 0 P: 7	H: 1 LOB: 0 BB: 0 P: 3	H: 0 LOB: 0 BB: 1 P: 8	H: 1 LOB: 1 BB: 0 P: 8

	1B	SF	WP	PA
	6	1	0	33
	2B	SAC	PB	
	0	0	0	
	3B	DP	SB	
	0	1	0	
	HR	HBP	CS	
	0	0	1	

PITCHER	IP	WLS	BF	H	R	ER	SO	BB	IBB	HBP	BLK	WP	HR	S	P	ERA	WHIP
Tom Seaver, R (1, 1) ERA: 2.93	9.0	W	33	6	1	1	11	2	0	0	0	0	0	53	61	1.00	0.889

PITCHER	IP	WLS	BF	H	R	ER	SO	BB	IBB	HBP	BLK	WP	HR	S	P	ERA	WHIP

Batter	1	2	3	4	5	6	7	8	9	AB	R	H	RBI	BB	SO	LOB
Terry Puhl, L (1, 8) OBP: 0.377, SLG: 0.361	K	BB 1-2		F8			F4-3		F4-3 2B	4	0	1	0	1	1	0
Enos Cabell, R (1, 5) OBP: 0.309, SLG: 0.442	F8	F8			5-3		F7		5-3	5	0	0	0	0	0	4
Jose Cruz, L (1, 9) OBP: 0.362, SLG: 0.461	BB 1B	F9			3-1		BB E S		F4-3 2-3	4	0	1	0	1	0	4
Bob Watson, R (1, 3) OBP: 0.358, SLG: 0.465	BB 1-2		F9		FC6-4 BB		IBB 1-3		K	2	0	0	0	3	1	1
Joe Ferguson, R (1, 2) OBP: 0.363, SLG: 0.420	K		BB		FC6-4 1-2f		F9			3	0	0	0	1	1	5
Art Howe, R (1, 4) OBP: 0.348, SLG: 0.431		6-3	F2			6-3		K		4	0	0	0	0	1	1
Wilbur Howard, S (1, 7) OBP: 0.247, SLG: 0.284		1B 1B	F9			P6		1B		4	1	2	0	0	0	1
Rob Sperring, R (1, 6) OBP: 0.270, SLG: 0.282		1B 1-3		F2				P5		3	0	2	0	0	0	0
Ken Boswell, L (8, PH) OBP: 0.295, SLG: 0.259										1	0	0	0	0	0	1
Roger Metzger, S (8, 6) OBP: 0.267, SLG: 0.254										0	0	0	0	0	0	0
J.R. Richard, R (1, 1) OBP: 0.221, SLG: 0.358		BB 1-3 3-H		6-3		K		F9		3	0	1	1	0	1	1
Cesar Cedeno, R (8, PH) OBP: 0.327, SLG: 0.388										1	0	0	0	0	0	1
Joe Sambito, L (8, 1) OBP: 0.182, SLG: 0.182										0	0	0	0	0	0	0
Inning Stats	R: 0 E: 0 K: 2 S: 8 H: 1 LOB: 2 BB: 1 P: 12	R: 1 E: 0 K: 0 S: 6 H: 3 LOB: 3 BB: 1 P: 10	R: 0 E: 0 K: 0 S: 3 H: 0 LOB: 1 BB: 1 P: 7	R: 0 E: 0 K: 0 S: 3 H: 0 LOB: 0 BB: 0 P: 3	R: 0 E: 0 K: 0 S: 3 H: 0 LOB: 1 BB: 1 P: 7	R: 0 E: 0 K: 1 S: 6 H: 1 LOB: 1 BB: 0 P: 6	R: 0 E: 0 K: 0 S: 3 H: 0 LOB: 2 BB: 2 P: 11	R: 0 E: 0 K: 1 S: 6 H: 1 LOB: 1 BB: 0 P: 6	R: 0 E: 0 K: 1 S: 6 H: 1 LOB: 1 BB: 0 P: 6	1B: 6 2B: 1 3B: 0 HR: 0 SF: 0 SAC: 0 DP: 0 HBP: 0						

PITCHER		IP	WLS	BF	H	R	ER	SO	BB	IBB	HBP	BLK	WP	HR	S	P	ERA	WHIP
Pat Zachry, R ERA: 4.53	(1, 1)	7.0	W	32	5	1	1	3	5	1	0	0	0	0	32	56	1.29	1.429
Skip Lockwood, R ERA: 3.01	(8, 1)	2.0	S	8	2	0	0	2	0	0	0	0	0	0	12	12	0.00	1.000

PITCHER	IP	WLS	BF	H	R	ER	SO	BB	IBB	HBP	BLK	WP	HR	S	P	ERA	WHIP

TOP

Houston Astros @ New York Mets

Shea Stadium, Flushing, NY

Mon Aug 22 1977, 7:05 PM EDT

Att. 10,247 - Unknown

livebaseballscorecards.com

AB	34
R	1
H	7
RBI	1
BB	6
SO	5
LOB	19

Batter	1	2	3	4	5	6	7	8	9	AB	R	H	RBI	BB	SO	LOB
Lenny Randle, S (1, 5) OBP: 0.376, SLG: 0.408	1-3		6-3		F8		4-3 2-3			4	0	0	0	0	0	1
Bud Harrelson, S (1, 6) OBP: 0.248, SLG: 0.225	BB BB 1B		K			5-3	L3			4	0	1	0	0	1	1
Steve Henderson, R (1, 7) OBP: 0.371, SLG: 0.502	F9		6-3			6-3		K		4	0	0	0	0	1	1
Ed Kranepool, L (1, 9) OBP: 0.335, SLG: 0.471 Joel Youngblood, R (8, PH) OBP: 0.320, SLG: 0.286 (9, 9)	BB 1-2 BB			1B		1B		K		2 1	0 0	2 0	0 0	1 0	0 1	0 0
John Milner, L (1, 3) OBP: 0.362, SLG: 0.427	1-2 2-3 BB			P5		F7		K		3	0	0	0	1	1	2
John Stearns, R (1, 2) OBP: 0.382, SLG: 0.439	F7			P3			1B S 2B BB			2	1	0	0	1	0	4
Lee Mazzilli, S (1, 8) OBP: 0.325, SLG: 0.302		1-3		K			F1-3 1-3 2B 1B			3	1	1	0	0	1	1
Doug Flynn, R (1, 4) OBP: 0.249, SLG: 0.271		F9			F4		F1-3 1-2			3	0	0	0	0	0	2
Pat Zachry, R (1, 1) OBP: 0.140, SLG: 0.122 Bruce Boisclair, L (7, PH) OBP: 0.347, SLG: 0.388 Skip Lockwood, R (8, 1) OBP: 0.143, SLG: 0.143		K			K		4-3 2-H 3-H 2B			2 1 0	0 0 0	0 1 0	0 2 0	0 0 0	2 0 0	0 0 0
Inning Stats	R: 0 E: 0 K: 0 S: 4 H: 1 LOB: 3 BB: 2 P: 12	R: 0 E: 0 K: 1 S: 5 H: 0 LOB: 0 BB: 0 P: 5	R: 0 E: 0 K: 1 S: 5 H: 0 LOB: 0 BB: 0 P: 5	R: 0 E: 0 K: 1 S: 6 H: 1 LOB: 1 BB: 0 P: 6	R: 0 E: 0 K: 1 S: 5 H: 0 LOB: 0 BB: 0 P: 5	R: 0 E: 0 K: 0 S: 4 H: 1 LOB: 1 BB: 0 P: 4	R: 2 E: 0 K: 0 S: 5 H: 2 LOB: 1 BB: 1 P: 9	R: 0 E: 0 K: 3 S: 9 H: 0 LOB: 0 BB: 0 P: 9		1B: 4 2B: 1 3B: 0 HR: 0 SF: 0 SAC: 0 DP: 0 HBP: 0						

PITCHER		IP	WLS	BF	H	R	ER	SO	BB	IBB	HBP	BLK	WP	HR	S	P	ERA	WHIP
J.R. Richard, R ERA: 2.9	(1, 1)	7.0	L	29	5	2	2	4	3	0	0	0	0	0	34	46	2.57	1.143
Joe Sambito, L ERA: 2.49	(8, 1)	1.0		3	0	0	0	3	0	0	0	0	0	0	9	9	0.00	0.000

PITCHER	IP	WLS	BF	H	R	ER	SO	BB	IBB	HBP	BLK	WP	HR	S	P	ERA	WHIP

BOTTOM

Houston Astros @ New York Mets

Shea Stadium, Flushing, NY

Mon Aug 22 1977, 7:05 PM EDT

Att. 10,247 - Unknown

livebaseballscorecards.com

AB	29
R	2
H	5
RBI	2
BB	3
SO	7
LOB	12

Batter	1	2	3	4	5	6	7	8	9	AB	R	H	RBI	BB	SO	LOB
Terry Puhl, L (1, 8) OBP: 0.373, SLG: 0.366	K		F7		F7			3-1 1B 2B		4	1	1	0	0	1	2
Enos Cabell, R (1, 5) OBP: 0.307, SLG: 0.438	F7		F7			5-3		3-1 2-3		4	0	0	0	0	0	1
Jose Cruz, L (1, 9) OBP: 0.365, SLG: 0.464	S 1B			K		CS 1B		S 3-H 1B		4	0	3	1	0	1	0
Bob Watson, R (1, 3) OBP: 0.359, SLG: 0.462	1-2 BB			K		F7 1-2		1-2 BB		2	0	0	0	2	1	1
Art Howe, R (1, 4) OBP: 0.347, SLG: 0.428	F8			K			SH1-4 1B 1B	F9		4	0	1	0	0	1	4
Wilbur Howard, S (1, 7) OBP: 0.248, SLG: 0.285		F4			2B FC5-2 1B		SH1-4 1-2		F7	3	0	1	0	0	0	0
Ed Herrmann, L (1, 2) OBP: 0.327, SLG: 0.347		F9			1-3 2B		2-H 1B		F5	3	0	2	0	0	0	0
Art Gardner, L (7, PR) OBP: 0.194, SLG: 0.143										0	0	0	0	0	0	0
Tom Dixon, R (7, 1)										0	0	0	0	0	0	0
Ken Boswell, L (9, PH) OBP: 0.292, SLG: 0.256										1	0	0	0	0	0	0
Joe Sambito, L (9, 1) OBP: 0.182, SLG: 0.182										0	0	0	0	0	0	0
Rob Sperring, R (1, 6) OBP: 0.261, SLG: 0.271		K			FC5-2 3-H		G3		5-3	4	0	0	0	0	1	3
Floyd Bannister, L (1, 1) OBP: 0.257, SLG: 0.235			4-3		K			F6-3		2	0	0	0	0	1	2
Joe Ferguson, R (7, 2) OBP: 0.362, SLG: 0.419										1	0	0	0	0	0	0

TOP

Houston Astros @ New York Mets

Shea Stadium, Flushing, NY

Tue Aug 23 1977, 3:33 AM EDT

Att. 9,071 - Unknown

livebaseballscorecards.com

AB	32
R	1
H	8
RBI	1
BB	2
SO	6
LOB	13

Inning Stats	1	2	3	4	5	6	7	8	9
	R: 0 E: 0 K: 1 S: 6	H: 1 LOB: 2 BB: 1 P: 10	R: 0 E: 0 K: 1 S: 5	H: 0 LOB: 0 BB: 0 P: 5	R: 0 E: 0 K: 0 S: 3	H: 0 LOB: 0 BB: 0 P: 3	R: 0 E: 0 K: 3 S: 9	H: 0 LOB: 0 BB: 0 P: 9	R: 0 E: 0 K: 1 S: 7	H: 2 LOB: 2 BB: 0 P: 7	R: 0 E: 0 K: 0 S: 3	H: 1 LOB: 0 BB: 0 P: 3	R: 0 E: 0 K: 0 S: 4	H: 2 LOB: 1 BB: 0 P: 4	R: 1 E: 0 K: 0 S: 5	H: 2 LOB: 2 BB: 1 P: 9	R: 0 E: 0 K: 0 S: 3	H: 0 LOB: 0 BB: 0 P: 3

PITCHER		IP	WLS	BF	H	R	ER	SO	BB	IBB	HBP	BLK	WP	HR	S	P	ERA	WHIP	PITCHER		IP	WLS	BF	H	R	ER	SO	BB	IBB	HBP	BLK	WP	HR	S	P	ERA	WHIP
Nino Espinosa, R (1, 1) ERA: 3.87		7.2		31	8	1	1	6	2	0	0	0	0	0	41	49	1.17	1.304																		
Skip Lockwood, R (8, 1) ERA: 2.96		1.1	W	4	0	0	0	0	0	0	0	0	0	0	4	4	0.00	0.000																		

	1B: 6 2B: 2 3B: 0 HR: 0	SF: 0 SAC: 1 DP: 0 HBP: 0	WP: 0 PB: 0 SB: 2 CS: 1	PA: 35

Batter	1	2	3	4	5	6	7	8	9	AB	R	H	RBI	BB	SO	LOB
Lenny Randle, S (1, 5) OBP: 0.379, SLG: 0.410	E4 CS	1B 1-2 2-3			G6-4-3 1-2f		1B		1B 2-H	5	0	3	1	0	0	1
Doug Flynn, R (1, 6) OBP: 0.244, SLG: 0.265	F8 1-2	F9			F5-3		F4-3			4	0	0	0	0	0	5
Steve Henderson, R (1, 7) OBP: 0.373, SLG: 0.502	1B 1B		F9			5-3		F8 BLK 2B 1B		4	1	2	0	0	0	0
Mike Vail, R (1, 9) OBP: 0.317, SLG: 0.412	1-2 1B		F8			BBBB 4-0 5-3 BB		F9 1-2		3	0	1	0	1	0	1
John Stearns, R (1, 3) (9, 2) OBP: 0.378, SLG: 0.434	F7		F6			5-3 1-2		F8 2-3		4	0	0	0	0	0	4
Jerry Grote, R (1, 2) OBP: 0.333, SLG: 0.313		FC1-5 1B 1B		6-3		BBBB 4-0 BB		3-H 2B		2	0	1	0	1	0	0
Ed Kranepool, L (8, PH) (9, 3) OBP: 0.337, SLG: 0.477										1	0	1	1	0	0	0
Lee Mazzilli, S (1, 8) OBP: 0.324, SLG: 0.302		1B FC1-5 1-2 1B		SSS K		L5		F8		4	0	1	0	0	1	3
Leo Foster, R (1, 4) OBP: 0.208, SLG: 0.174		FC1-5 1B 1-2 2-3f		F7			1-3		WP SH3-4 1B 1B	4	1	1	0	0	0	2
Nino Espinosa, R (1, 1) OBP: 0.163, SLG: 0.125		SSS K			G6-4-3 1B		SSS K		SH3-4 1-2	3	0	1	0	0	2	2
Skip Lockwood, R (8, 1) OBP: 0.143, SLG: 0.143										0	0	0	0	0	0	0
Inning Stats	R: 0 E: 1 K: 0 S: 5 H: 2 LOB: 2 BB: 0 P: 5	R: 0 E: 0 K: 1 S: 8 H: 3 LOB: 3 BB: 0 P: 8	R: 0 E: 0 K: 0 S: 3 H: 0 LOB: 0 BB: 0 P: 3	R: 0 E: 0 K: 1 S: 5 H: 0 LOB: 0 BB: 0 P: 5	R: 0 E: 0 K: 0 S: 3 H: 1 LOB: 0 BB: 0 P: 3	R: 0 E: 0 K: 0 S: 3 H: 0 LOB: 2 BB: 2 P: 11	R: 0 E: 0 K: 1 S: 6 H: 1 LOB: 1 BB: 0 P: 6	R: 1 E: 0 K: 0 S: 5 H: 2 LOB: 1 BB: 0 P: 5	R: 1 E: 0 K: 0 S: 3 H: 2 LOB: 1 BB: 0 P: 3	1B: 10 2B: 1 3B: 0 HR: 0	SF: 0 SAC: 1 DP: 1 HBP: 0						

PITCHER		IP	WLS	BF	H	R	ER	SO	BB	IBB	HBP	BLK	WP	HR	S	P	ERA	WHIP
Floyd Bannister, L ERA: 4.56	(1, 1)	6.0		25	6	0	0	2	2	0	0	0	0	0	27	35	0.00	1.333
Tom Dixon, R ERA: 3.71	(7, 1)	2.0		9	3	1	1	1	0	0	0	1	0	0	11	11	4.50	1.500
Joe Sambito, L ERA: 2.6	(9, 1)	0.1	L	3	2	1	1	0	0	0	0	0	1	0	3	3	27.00	6.000

PITCHER	IP	WLS	BF	H	R	ER	SO	BB	IBB	HBP	BLK	WP	HR	S	P	ERA	WHIP

BOTTOM

Houston Astros @ New York Mets

Shea Stadium, Flushing, NY

Tue Aug 23 1977, 3:33 AM EDT

Att. 9,071 - Unknown

livebaseballscorecards.com

AB	34
R	2
H	11
RBI	2
BB	2
SO	3
LOB	18

1B: 10 2B: 1 3B: 0 HR: 0 SF: 0 SAC: 1 DP: 1 HBP: 0

WP: 1 PB: 0 SB: 0 CS: 1 PA: 37

Batter	1	2	3	4	5	6	7	8	9	AB	R	H	RBI	BB	SO	LOB
Lenny Randle, S (1, 5) OBP: 0.381, SLG: 0.411	BBBB 4-0 G3 S BB		x 0-0 ② F9			x 0-0 G5-4-3 1-2 1B		x 0-0 ② 4-3		2	0	1	0	1	0	1
Bruce Boisclair, L (6, 3) OBP: 0.345, SLG: 0.386										1	0	0	0	0	0	0
Doug Flynn, R (1, 6) OBP: 0.240, SLG: 0.260	x 0-0 ① F5-3 1-2		x 0-0 ③ F9			SSS 0-3 ① K		x 0-0 ③ F9		4	0	0	0	0	1	4
Steve Henderson, R (1, 7) OBP: 0.371, SLG: 0.498	x 0-0 ② G3 2-3			x 0-0 ① 5-3		x 0-0 ②③ G5-4-3 1-2f			x 0-0 HR 1B	4	1	1	0	0	0	3
Mike Vail, R (1, 9) OBP: 0.316, SLG: 0.421	SSS 0-3 ③ K			SSS 0-3 ② K			x 0-0 ① F9		x 0-0 1-H HR	4	1	1	2	0	2	1
John Stearns, R (1, 2) OBP: 0.381, SLG: 0.433		BBBB 4-0 G6-4-3 BB		x 0-0 ③ 5-3			BBBB 4-0 2B BB		BBBB 4-0 BLK S SF8 BB	1	2	0	0	3	0	0
Lee Mazzilli, S (1, 8) OBP: 0.325, SLG: 0.304		x 0-0 ①② G6-4-3 1-2f			x 0-0 ① F9		x 0-0 3-1 1-H 2B		BBBB 4-0 BLK 1-2 BB	3	0	1	1	1	0	1
Bobby Valentine, R (1, 3) OBP: 0.216, SLG: 0.216 (6, 5) John Milner, L (9, PH) OBP: 0.361, SLG: 0.425		x 0-0 ③ F9			SSS 0-3 ② K		x 0-0 ② 3-1 2-3		x 0-0 ① F5 1-2 2-3	3	0	0	0	0	1	1
										1	0	0	0	0	0	2
Leo Foster, R (1, 4) OBP: 0.231, SLG: 0.240 Paul Siebert, L (7, 1) Ed Kranepool, L (9, PH) OBP: 0.336, SLG: 0.477			x 0-0 2B		x 0-0 ③ F8		x 0-0 ③ 6-3		x 0-0 ② SF8 3-H	2	0	1	0	0	0	0
										0	0	0	0	0	0	0
										0	0	0	1	0	0	0
Jon Matlack, L (1, 1) OBP: 0.185, SLG: 0.085 Rick Baldwin, L (5, 1) Joel Youngblood, R (5, 4) OBP: 0.313, SLG: 0.278 Ron Hodges, L (7, PH) OBP: 0.320, SLG: 0.338			SSS 0-3 ① K			x 0-0 E5 1B		x 0-0 5-3	SSS 0-3 ③ K	1	0	0	0	0	1	1
										0	0	0	0	0	0	0
										3	0	0	0	0	1	1
										1	0	0	0	0	0	1
Inning Stats	R: 0 H: 0 E: 0 LOB: 1 K: 1 BB: 1 S: 5 P: 9	R: 0 H: 0 E: 0 LOB: 0 K: 0 BB: 1 S: 2 P: 6	R: 0 H: 1 E: 0 LOB: 1 K: 1 BB: 0 S: 6 P: 6	R: 0 H: 0 E: 0 LOB: 0 K: 1 BB: 0 S: 5 P: 5	R: 0 H: 0 E: 0 LOB: 0 K: 1 BB: 0 S: 5 P: 5	R: 0 H: 1 E: 1 LOB: 1 K: 1 BB: 0 S: 6 P: 6	R: 1 H: 1 E: 0 LOB: 1 K: 0 BB: 1 S: 4 P: 8	R: 0 H: 0 E: 0 LOB: 0 K: 0 BB: 0 S: 3 P: 3	R: 3 H: 2 E: 0 LOB: 1 K: 1 BB: 2 S: 7 P: 15	1B: 2 SF: 1 2B: 2 SAC: 0 3B: 0 DP: 2 HR: 1 HBP: 0						

TOP

New York Mets @ Cincinnati Reds

Riverfront Stadium, Cincinnati, OH

Wed Aug 24 1977, 7:05 PM EDT

Att. 28,832 - Unknown

livebaseballscorecards.com

AB	30
R	4
H	5
RBI	4
BB	5
SO	6
LOB	16

WP: 0 PA: 36
PB: 0
SB: 2
CS: 0

PITCHER		IP	W/L/S	BF	H	R	ER	SO	BB	IBB	HBP	BLK	WP	HR	S	P	ERA	WHIP
Doug Capilla, L ERA: 4.75	(1, 1)	8.0	W	32	5	4	4	5	4	0	0	0	0	1	38	54	4.50	1.125
Manny Sarmiento, R ERA: 3.12	(9, 1)	1.0		4	0	0	0	1	1	0	0	1	0	0	5	9	0.00	1.000

PITCHER	IP	W/L/S	BF	H	R	ER	SO	BB	IBB	HBP	BLK	WP	HR	S	P	ERA	WHIP

Batter	1	2	3	4	5	6	7	8	9	AB	R	H	RBI	BB	SO	LOB
Pete Rose, S (1, 5) OBP: 0.367, SLG: 0.431	HR 1B	FC4-6 1B		F6-3 ②	SF7 ② 3-H		BB 1B			3	1	2	1	0	0	0
Ray Knight, R (6, 5) OBP: 0.353, SLG: 0.468										1	0	1	0	0	0	0
Joe Morgan, L (1, 4) OBP: 0.425, SLG: 0.495	1-H HR	FC4-6 ② 1-2f		G3 ③	FC1-6 1B		BBB 4-0 1-2 BB			4	1	2	2	0	0	1
Rick Auerbach, R (6, 4) OBP: 0.222, SLG: 0.182										0	0	0	0	1	0	0
Ken Griffey, L (1, 9) OBP: 0.390, SLG: 0.467	F7 ①	F8 ③			1B 2B 1B FC1-6 1-2f		F8 ③			5	1	1	0	0	0	4
George Foster, R (1, 7) OBP: 0.371, SLG: 0.634	HR		F6 1B		1-2 2B 1B	F3 ①		BB 1B		4	2	2	1	0	0	0
Mike Lum, L (7, 7) OBP: 0.225, SLG: 0.301										1	0	1	0	0	0	0
(8, 3)																
Johnny Bench, R (1, 2) OBP: 0.342, SLG: 0.564	F8 ②		F7 ①		1-H 2-H 2B 2B	SSS K ②		L3 ①		4	1	1	2	0	1	1
(6, 3)																
Champ Summers, L (8, 7) OBP: 0.255, SLG: 0.431										1	0	0	0	0	0	1
Bob Bailey, R (1, 3) OBP: 0.364, SLG: 0.385	BBB 4-0 2B BB		F7 ②		F6 2B 1B	5-3 ③		F7 ②		2	2	0	0	1	0	2
Bill Plummer, R (6, 2) OBP: 0.250, SLG: 0.227										2	0	0	0	0	0	1
Dave Concepcion, R (1, 6) OBP: 0.331, SLG: 0.378	1-H 2B		1-2 1B		1-3 2-H 1B 2B		SF9 3B	BBBB 1-2 BB		4	2	4	2	1	0	0
Cesar Geronimo, L (1, 8) OBP: 0.315, SLG: 0.377	F8 ③		F9 ③		WP SF7 2-H 3-H 1B		SSS K ①	P4 ③		5	1	1	2	0	1	6
Doug Capilla, L (1, 1) OBP: 0.103, SLG: 0.074		4-3 ①		F8 ①	F7 ① 2-3		SF9 ② 3-H			3	0	0	1	0	0	1
Manny Sarmiento, R (9, 1)										0	0	0	0	0	0	0
Inning Stats	R: 4 E: 0 K: 0 S: 7 H: 4 LOB: 1 BB: 1 P: 11	R: 0 E: 0 K: 0 S: 4 H: 1 LOB: 1 BB: 0 P: 4	R: 0 E: 1 K: 0 S: 5 H: 1 LOB: 2 BB: 0 P: 5	R: 0 E: 0 K: 0 S: 3 H: 0 LOB: 0 BB: 0 P: 3	R: 6 E: 1 K: 0 S: 10 H: 6 LOB: 1 BB: 0 P: 10	R: 0 E: 0 K: 1 S: 5 H: 0 LOB: 0 BB: 0 P: 5	R: 1 E: 0 K: 1 S: 7 H: 2 LOB: 2 BB: 1 P: 11	R: 0 E: 0 K: 0 S: 4 H: 1 LOB: 2 BB: 1 P: 8		1B: 9 2B: 3 3B: 1 HR: 2	SF: 2 SAC: 0 DP: 0 HBP: 0						

PITCHER		IP	WLS	BF	H	R	ER	SO	BB	IBB	HBP	BLK	WP	HR	S	P	ERA	WHIP
Jon Matlack, L ERA: 4.24	(1, 1)	4.0	L	25	10	9	9	0	1	0	0	0	0	2	24	28	20.25	2.750
Rick Baldwin, R ERA: 4.76	(5, 1)	2.0		8	2	1	0	1	0	0	0	0	1	0	10	10	0.00	1.000
Paul Siebert, L ERA: 3.52	(7, 1)	2.0		11	3	1	1	1	2	0	0	0	0	0	11	19	4.50	2.500

PITCHER	IP	WLS	BF	H	R	ER	SO	BB	IBB	HBP	BLK	WP	HR	S	P	ERA	WHIP

BOTTOM

New York Mets @ Cincinnati Reds

Riverfront Stadium, Cincinnati, OH

Wed Aug 24 1977, 7:05 PM EDT

Att. 28,832 - Unknown

livebaseballscorecards.com

AB	39
R	11
H	15
RBI	11
BB	3
SO	2
LOB	17

Batter	1	2	3	4	5	6	7	8	9	AB	R	H	RBI	BB	SO	LOB
Lee Mazzilli, S (1, 8) OBP: 0.325, SLG: 0.304	F7			F8		1B		F8		4	0	1	0	0	0	0
Doug Flynn, R (1, 6) OBP: 0.236, SLG: 0.256	F7			K		F4		F4		4	0	0	0	0	1	1
Lenny Randle, S (1, 5) OBP: 0.382, SLG: 0.419	K			WP 1B			HR	1-3		4	1	2	1	0	1	0
Steve Henderson, R (1, 7) OBP: 0.369, SLG: 0.493		K		K 1-2			1B SF7 1B		K	4	1	1	0	0	3	1
Mike Vail, R (1, 9) OBP: 0.312, SLG: 0.416		6-3			E3 CS		K		BB 1B	3	0	0	0	0	1	1
Bruce Boisclair, L (9, PH) OBP: 0.348, SLG: 0.389										1	0	1	0	0	0	0
John Milner, L (1, 3) OBP: 0.359, SLG: 0.423		1-3			L9 1-2		BB 1-3 1B		P5	4	0	1	0	0	0	2
John Stearns, R (1, 2) OBP: 0.379, SLG: 0.430			K		K		SF7 3-H		BB 1-2	2	0	0	1	0	2	0
Ed Kranepool, L (9, PH) OBP: 0.338, SLG: 0.477										0	0	0	0	1	0	0
Bud Harrelson, S (9, PR) OBP: 0.248, SLG: 0.225										0	0	0	0	0	0	0
Leo Foster, R (1, 4) OBP: 0.241, SLG: 0.222		F7				F9	FC6-4 1-2 BB		F7	2	0	0	0	1	0	0
Ron Hodges, L (9, PH) OBP: 0.316, SLG: 0.333										1	0	0	0	0	0	2
Bob Myrick, R (1, 1) OBP: 0.250, SLG: 0.250		F2				F7	FC6-4 1-2f			2	0	0	0	0	0	0
Bob Apodaca, R (6, 1) OBP: 0.200, SLG: 0.200										1	0	0	0	0	0	2
Skip Lockwood, R (7, 1) OBP: 0.143, SLG: 0.143										0	0	0	0	0	0	0

TOP

New York Mets @ Cincinnati Reds

Riverfront Stadium, Cincinnati, OH

Thu Aug 25 1977, 7:05 PM EDT

Att. 27,060 - Unknown

livebaseballscorecards.com

AB	32
R	2
H	6
RBI	2
BB	2
SO	8
LOB	9

Inning Stats	1	2	3	4	5	6	7	8	9
	R: 0 E: 0 K: 1 S: 5	H: 0 LOB: 0 BB: 0 P: 5	R: 0 E: 0 K: 1 S: 5	H: 0 LOB: 0 BB: 0 P: 5	R: 0 E: 0 K: 1 S: 5	H: 0 LOB: 0 BB: 0 P: 5	R: 0 E: 0 K: 2 S: 8	H: 1 LOB: 1 BB: 0 P: 8	R: 0 E: 1 K: 1 S: 5	H: 0 LOB: 0 BB: 0 P: 5
	R: 0 E: 0 K: 0 S: 4	H: 1 LOB: 1 BB: 0 P: 4	R: 2 E: 0 K: 1 S: 8	H: 3 LOB: 2 BB: 1 P: 12	R: 0 E: 0 K: 0 S: 3	H: 0 LOB: 0 BB: 0 P: 3	R: 0 E: 0 K: 1 S: 6	H: 1 LOB: 2 BB: 1 P: 10	1B: 5 2B: 0 3B: 0 HR: 1	SF: 1 SAC: 0 DP: 0 HBP: 0	WP: 1 PB: 0 SB: 0 CS: 1	PA: 35

PITCHER		IP	WLS	BF	H	R	ER	SO	BB	IBB	HBP	BLK	WP	HR	S	P	ERA	WHIP
Fred Norman, L ERA: 3.32	(1, 1)	7.0	W	27	5	2	2	7	1	0	0	0	1	1	40	44	2.57	0.857
Pedro Borbon, R ERA: 2.98	(8, 1)	2.0	S	8	1	0	0	1	1	0	0	0	0	0	9	13	0.00	1.000

PITCHER	IP	WLS	BF	H	R	ER	SO	BB	IBB	HBP	BLK	WP	HR	S	P	ERA	WHIP

New York Mets @ Cincinnati Reds

Riverfront Stadium, Cincinnati, OH

Thu Aug 25 1977, 7:05 PM EDT

Att. 27,060 - Unknown

BOTTOM

Batter	1	2	3	4	5	6	7	8	9	AB	R	H	RBI	BB	SO	LOB
Pete Rose, S (1, 5) OBP: 0.368, SLG: 0.433	FC4-6 2B		1-3			BB 1B	FC3-2 1-2 3-H			4	1	2	0	0	0	2
Joe Morgan, L (1, 4) OBP: 0.426, SLG: 0.494	FC4-6 1B			F9		BBBB 1B 1-2	P3			3	0	1	0	1	0	2
Ken Griffey, L (1, 9) OBP: 0.389, SLG: 0.466	FC4-6 F6-4-3 1-2f 2-3			F8		1B 1-2 2-H		K		4	0	1	1	0	1	2
George Foster, R (1, 7) OBP: 0.369, SLG: 0.629	F6-4-3 1-2			1-3		SSS K		SSS K		4	0	0	0	0	2	4
Johnny Bench, R (1, 2) OBP: 0.341, SLG: 0.561		F8			F6-3		E5 2B 1B	E6 1B		4	1	1	0	0	0	0
Bob Bailey, R (1, 3) OBP: 0.367, SLG: 0.388		CS 1B			F6-3		1B 1-3	2B IBB		2	0	1	0	0	0	0
Dan Driessen, L (7, 3) OBP: 0.371, SLG: 0.469										1	1	1	0	1	0	0
Dave Concepcion, R (1, 6) OBP: 0.331, SLG: 0.377		F8 1-2			SSS K		FC2-6 1B 2-H 3-H	SSS K		4	0	1	2	0	2	3
Cesar Geronimo, L (1, 8) OBP: 0.313, SLG: 0.374			SSS K			F7	FC2-6 1B S 1-2f FC3-2			3	0	0	0	0	1	1
Fred Norman, S (1, 1) OBP: 0.143, SLG: 0.100			SSS K			SSS K	FC3-2 1-3			2	0	0	0	0	2	0
Mike Lum, L (7, PH) OBP: 0.232, SLG: 0.308										1	0	1	0	0	0	0
Ed Armbrister, R (7, PR) OBP: 0.342, SLG: 0.441										0	0	0	0	0	0	0
Pedro Borbon, R (8, 1) OBP: 0.200, SLG: 0.250										0	0	0	0	0	0	0
Inning Stats	R: 0 E: 0 K: 0 S: 4 H: 2 LOB: 1 BB: 0 P: 4	R: 0 E: 0 K: 0 S: 3 H: 1 LOB: 0 BB: 0 P: 3	R: 0 E: 0 K: 2 S: 7 H: 0 LOB: 0 BB: 0 P: 7	R: 0 E: 0 K: 0 S: 3 H: 0 LOB: 0 BB: 0 P: 3	R: 0 E: 0 K: 1 S: 5 H: 0 LOB: 0 BB: 0 P: 5	R: 1 E: 0 K: 2 S: 9 H: 2 LOB: 2 BB: 1 P: 13	R: 2 E: 1 K: 0 S: 7 H: 3 LOB: 2 BB: 0 P: 7	R: 0 E: 1 K: 3 S: 10 H: 1 LOB: 2 BB: 1 P: 14		1B: 7 2B: 2 3B: 0 HR: 0	SF: 0 SAC: 0 DP: 1 HBP: 0					

livebaseballscorecards.com

AB	32
R	3
H	9
RBI	3
BB	2
SO	8
LOB	14

WP: 0 PB: 0 SB: 1 CS: 1 PA: 34

PITCHER		IP	WLS	BF	H	R	ER	SO	BB	IBB	HBP	BLK	WP	HR	S	P	ERA	WHIP
Bob Myrick, L ERA: 2.88	(1, 1)	5.2		21	5	1	1	4	1	0	0	0	0	0	28	32	1.59	1.059
Bob Apodaca, R ERA: 3.14	(6, 1)	0.2	L	6	3	2	1	1	0	0	0	0	0	0	8	8	13.50	4.500
Skip Lockwood, R ERA: 2.9	(7, 1)	1.2		7	1	0	0	3	0	1	0	0	0	0	12	16	0.00	0.600

PITCHER	IP	WLS	BF	H	R	ER	SO	BB	IBB	HBP	BLK	WP	HR	S	P	ERA	WHIP

Batter	1	2	3	4	5	6	7	8	9	AB	R	H	RBI	BB	SO	LOB
Lenny Randle, S (1, 5) OBP: 0.385, SLG: 0.421	SH1-3 S 1B		4-3 1B		BBB 4-0 S 1B BB	SSS 0-3 ③ K				3	1	2	0	1	1	1
Bud Harrelson, S (1, 6) OBP: 0.253, SLG: 0.230	0-0 ① SH1-3 1-3		0-0 ① 4-3 1-2		0-0 1-3 1-H 1B 1B		0-0 1B E 1B			3	2	2	1	0	0	1
Steve Henderson, R (1, 7) OBP: 0.371, SLG: 0.489	BBBB 4-0 G4-6-3 BB		BBBB 4-0 G4-6-3 BB		0-0 ① 1-3 1-2		0-0 ① L4			2	0	0	0	2	0	2
John Milner, L (1, 3) OBP: 0.358, SLG: 0.421	0-0 ②③ G4-6-3 1-2f		0-0 ②③ G4-6-3 1-2f		0-0 FC4-6 2-H 1B		0-0 ② L9			4	0	1	1	0	0	5
Mike Vail, R (1, 9) OBP: 0.315, SLG: 0.416 Bruce Boisclair, L (2, 9) OBP: 0.352, SLG: 0.393		H 1-0 1B HBP		0-0 FC6-4 4-3 1B	0-0 ② L4		0-0 E9 1-H 1B			0 3	0 0	0 2	0 0	0 0	0 0	0 1
Ron Hodges, L (1, 2) OBP: 0.304, SLG: 0.320 John Stearns, R (7, PH) OBP: 0.380, SLG: 0.430 (7, 2)		0-0 ① F9		0-0 ① 4-3 1-2	0-0 ③ FC4-6 1-2f		BBBB 4-0 BB			3 0	0 0	0 0	0 0	0 1	0 0	3 0
Lee Mazzilli, S (1, 8) OBP: 0.326, SLG: 0.304		0-0 1-3 1-3 1B	BBBB 4-0 FC6-4 BB			0-0 ① 1-3	0-0 ③ 5-3			3	0	1	0	1	0	2
Leo Foster, R (1, 4) OBP: 0.219, SLG: 0.200		0-0 ② 1-3 1-2		0-0 ② FC6-4 1-2f 2-3		SSS 0-3 ② K				3	0	0	0	0	1	4
Jerry Koosman, R (1, 1) OBP: 0.134, SLG: 0.169 Rick Baldwin, L (3, 1) Bobby Valentine, R (6, PH) OBP: 0.215, SLG: 0.215 Paul Siebert, L (6, 1)		0-0 ③ 6-3		SSS 0-3 ③ K		0-0 E5				1 1 1 0	0 0 0 0	0 0 0 0	0 0 0 0	0 0 0 0	0 1 0 0	2 2 0 0
Inning Stats	R: 0 E: 0 K: 0 S: 3 H: 1 LOB: 1 BB: 1 P: 7	R: 0 E: 0 K: 0 S: 4 H: 1 LOB: 2 BB: 0 P: 5	R: 0 E: 0 K: 0 S: 3 H: 1 LOB: 1 BB: 1 P: 7	R: 0 E: 0 K: 1 S: 6 H: 1 LOB: 2 BB: 1 P: 10	R: 2 E: 0 K: 0 S: 5 H: 2 LOB: 1 BB: 1 P: 9	R: 0 E: 1 K: 2 S: 8 H: 0 LOB: 1 BB: 0 P: 8	R: 1 E: 1 K: 0 S: 5 H: 2 LOB: 2 BB: 1 P: 9			1B: 8 2B: 0 3B: 0 HR: 0	SF: 0 SAC: 1 DP: 2 HBP: 1					

TOP

New York Mets @ Atlanta Braves

Atlanta-Fulton County Stadium, Atlanta, GA

Fri Aug 26 1977, 7:05 PM EDT
Att. 18,001 - Unknown

livebaseballscorecards.com

AB	27
R	3
H	8
RBI	2
BB	5
SO	3
LOB	23

PITCHER		IP	WLS	BF	H	R	ER	SO	BB	IBB	HBP	BLK	WP	HR	S	P	ERA	WHIP
Preston Hanna, R ERA: 4.2	(1, 1)	6.2	W	32	8	3	2	3	4	0	1	0	0	0	33	50	2.70	1.800
Mike Davey, L ERA: 2.7	(7, 1)	0.1	S	2	0	0	0	0	1	0	0	0	0	0	1	5	0.00	3.000

PITCHER	IP	WLS	BF	H	R	ER	SO	BB	IBB	HBP	BLK	WP	HR	S	P	ERA	WHIP

Batter	1	2	3	4	5	6	7	8	9	AB	R	H	RBI	BB	SO	LOB
Rod Gilbreath, R (1, 4) OBP: 0.327, SLG: 0.355	6-3		BB (CS)	BB (PB)		F7				2	0	0	0	2	0	1
Rowland Office, L (1, 8) OBP: 0.291, SLG: 0.309	1B		HR (1-2)	F7 (1-2)		F4				4	1	2	0	0	0	2
Jeff Burroughs, R (1, 9) OBP: 0.366, SLG: 0.519	F7		HR (1-H)	F6		K				4	1	1	2	0	1	3
Willie Montanez, L (1, 3) OBP: 0.324, SLG: 0.468	F8		HR	5-3						4	1	1	0	0	0	2
Gary Matthews, R (1, 7) OBP: 0.353, SLG: 0.435		4-3	HR (1-H)		6-3					3	1	1	2	0	0	0
Junior Moore, R (1, 5) OBP: 0.318, SLG: 0.331		1B	HR		HBP (5-3)					2	1	2	1	0	0	0
Vic Correll, R (1, 2) OBP: 0.321, SLG: 0.412		F9	BB (S)		5-3 (1-2)					2	0	0	0	1	0	2
Pat Rockett, R (1, 6) OBP: 0.317, SLG: 0.283		F5	BB (1-2)		L7					2	0	0	0	1	0	2
Preston Hanna, R (1, 1) Mike Davey, R (7, 1)			K; F1			BB				2 0	0 0	0 0	0 0	1 0	1 0	2 0
Inning Stats	R: 0 E: 0 K: 0 S: 4 H: 1 LOB: 1 BB: 0 P: 4	R: 0 E: 0 K: 0 S: 4 H: 1 LOB: 1 BB: 0 P: 4	R: 5 E: 0 K: 1 S: 9 H: 5 LOB: 2 BB: 3 P: 21	R: 0 E: 0 K: 0 S: 3 H: 0 LOB: 1 BB: 1 P: 7	R: 0 E: 0 K: 0 S: 3 H: 0 LOB: 1 BB: 0 P: 4	R: 0 E: 0 K: 1 S: 5 H: 0 LOB: 1 BB: 1 P: 9	R: 0 E: 0 K: 0 S: 0 H: 0 LOB: 0 BB: 0 P: 0			1B: 4 2B: 0 3B: 0 HR: 3	SF: 0 SAC: 0 DP: 0 HBP: 1			WP: 0 PB: 1 SB: 1 CS: 1	PA: 31	

PITCHER		IP	WLS	BF	H	R	ER	SO	BB	IBB	HBP	BLK	WP	HR	S	P	ERA	WHIP
Jerry Koosman, L ERA: 3.41	(1, 1)	2.2	L	16	7	5	5	1	2	0	0	0	0	3	16	24	16.88	3.375
Rick Baldwin, R ERA: 4.53	(3, 1)	2.1		10	0	0	0	0	2	0	1	0	0	0	7	16	0.00	0.857
Paul Siebert, L ERA: 3.38	(6, 1)	1.0		5	0	0	0	1	1	0	0	0	0	0	5	9	0.00	1.000

PITCHER	IP	WLS	BF	H	R	ER	SO	BB	IBB	HBP	BLK	WP	HR	S	P	ERA	WHIP

BOTTOM

New York Mets @ Atlanta Braves

Atlanta-Fulton County Stadium, Atlanta, GA

Fri Aug 26 1977, 7:05 PM EDT

Att. 18,001 - Unknown

livebaseballscorecards.com

AB	25
R	5
H	7
RBI	5
BB	5
SO	2
LOB	14

Batter	1	2	3	4	5	6	7	8	9	10	AB	R	H	RBI	BB	SO	LOB
Lenny Randle, S (1, 5) OBP: 0.381, SLG: 0.416	6-3		K2-3		G6-3		F6		G1		5	0	0	0	0	1	3
Bud Harrelson, S (1, 6) OBP: 0.253, SLG: 0.227 Bob Apodaca, R (7, 1) OBP: 0.200, SLG: 0.200 Paul Siebert, L (9, 1) Ron Hodges, L (10, PH) OBP: 0.300, SLG: 0.316 Skip Lockwood, R (10, 1) OBP: 0.143, SLG: 0.143	CS BB		L6			6-3	FC4-6			K	3 0 0 1 0	0 0 0 0 0	0 0 0 0 0	1 0 0 0 0	0 0 0 1 0	2 0 0 0 0	
Bruce Boisclair, L (1, 9) OBP: 0.353, SLG: 0.395	PB BB		PB 2B			F6		F4		K	4	0	1	0	1	1	0
Steve Henderson, R (1, 7) OBP: 0.375, SLG: 0.487	BB		1-3			6-3		PB HR 1B		BB	3	1	1	0	2	0	1
John Milner, L (1, 3) OBP: 0.359, SLG: 0.439	3-1			K G4-6-3			HR	1-H HR		K	5	2	2	3	0	2	3
Lee Mazzilli, S (1, 8) OBP: 0.328, SLG: 0.304		FC4-6 BB		K			1B 1B	F8			3	1	1	0	1	1	1
John Stearns, R (1, 2) OBP: 0.379, SLG: 0.428		FC4-6 FC5-4		G4-6-3			1B	K			4	0	1	0	0	1	2
Leo Foster, R (1, 4) OBP: 0.250, SLG: 0.212 (7, 6)		F7			FC3-6 BB		FC4-6 1B		K2-3		3	0	1	1	1	1	1
Pat Zachry, R (1, 1) OBP: 0.135, SLG: 0.118 Joel Youngblood, R (7, PH) OBP: 0.308, SLG: 0.274 (7, 4)		FC5-4			FC3-6 G6-3		K		F8		2 2	0 0	0 0	0 0	0 0	0 1	2 2
Inning Stats	R: 0 E: 0 K: 0 S: 2 H: 0 LOB: 2 BB: 3 P: 14	R: 0 E: 0 K: 0 S: 3 H: 0 LOB: 1 BB: 1 P: 7	R: 0 E: 0 K: 1 S: 6 H: 1 LOB: 1 BB: 0 P: 6	R: 0 E: 0 K: 2 S: 7 H: 0 LOB: 0 BB: 0 P: 7	R: 0 E: 0 K: 0 S: 2 H: 0 LOB: 0 BB: 1 P: 6	R: 0 E: 0 K: 0 S: 3 H: 0 LOB: 0 BB: 0 P: 3	R: 2 E: 0 K: 1 S: 9 H: 4 LOB: 2 BB: 0 P: 9	R: 2 E: 0 K: 1 S: 7 H: 2 LOB: 0 BB: 0 P: 7	R: 0 E: 0 K: 1 S: 5 H: 0 LOB: 0 BB: 0 P: 5	R: 0 E: 0 K: 3 S: 9 H: 0 LOB: 1 BB: 1 P: 13	1B: 4 2B: 1 3B: 0 HR: 2	SF: 0 SAC: 0 DP: 2 HBP: 0	WP: 0 PB: 4 SB: 0 CS: 1	PA: 41			

PITCHER	IP	WLS	BF	H	R	ER	SO	BB	IBB	HBP	BLK	WP	HR	S	P	ERA	WHIP
Phil Niekro, R (1, 1) ERA: 4.05	10.0	W	41	7	4	4	9	6	0	0	0	0	2	53	77	3.60	1.300

PITCHER	IP	WLS	BF	H	R	ER	SO	BB	IBB	HBP	BLK	WP	HR	S	P	ERA	WHIP

TOP

New York Mets @ Atlanta Braves

Atlanta-Fulton County Stadium, Atlanta, GA

Sat Aug 27 1977, 7:05 PM EDT

Att. 8,328 - Unknown

livebaseballscorecards.com

AB	35
R	4
H	7
RBI	4
BB	6
SO	9
LOB	17

Batter	1	2	3	4	5	6	7	8	9	10	AB	R	H	RBI	BB	SO	LOB
Rowland Office, L (1, 8) OBP: 0.290, SLG: 0.308	4-3		F7	2-H 1B		F9			K		5	0	1	1	0	1	1
Rod Gilbreath, R (1, 4) OBP: 0.325, SLG: 0.353	5-3		K	K			G4-6-3 1B		K		5	0	1	0	0	3	0
Jeff Burroughs, R (1, 9) OBP: 0.368, SLG: 0.525	5-3		BB 1B 1B		HR		G4-6-3 1-2f		1B		4	2	2	1	1	0	1
Willie Montanez, L (1, 3) OBP: 0.325, SLG: 0.467		E BB 1B	BB 1B 1-2		F8		6-3		4-3		5	1	2	0	0	0	1
Gary Matthews, R (1, 7) OBP: 0.360, SLG: 0.439		E 1-2 BB	1B 1-2 2-3 BB		G6-4-3 1B			CS 1B		1B 1B	3	1	3	0	2	0	0
Junior Moore, R (1, 5) OBP: 0.319, SLG: 0.332	F9		FC6-4 1-3 2-H 3-H 1B		G6-4-3 1-2f			6-3 1-2		1B 1-2 1B	5	0	2	2	0	0	4
Vic Correll, R (1, 2) OBP: 0.317, SLG: 0.400	K		FC6-4 1-2f			6-3		BB		K	4	0	0	0	1	2	6
Pat Rockett, R (1, 6) OBP: 0.326, SLG: 0.288	E5 1-2 2-3			5-3 1B		F5		BB 1-2		1-2 2-H 1B	4	1	2	1	1	0	2
Phil Niekro, R (1, 1) OBP: 0.172, SLG: 0.176	F9			5-3 1-2		1B		K			4	0	1	0	0	1	6
Inning Stats	R: 0 H: 0 E: 0 LOB: 0 K: 0 BB: 0 S: 3 P: 3	R: 0 H: 1 E: 1 LOB: 3 K: 1 BB: 1 S: 7 P: 11	R: 2 H: 2 E: 0 LOB: 2 K: 1 BB: 2 S: 7 P: 15	R: 1 H: 2 E: 0 LOB: 0 K: 1 BB: 0 S: 6 P: 6	R: 1 H: 2 E: 0 LOB: 0 K: 0 BB: 0 S: 4 P: 4	R: 0 H: 1 E: 0 LOB: 1 K: 0 BB: 0 S: 4 P: 4	R: 0 H: 1 E: 0 LOB: 0 K: 0 BB: 0 S: 3 P: 3	R: 0 H: 1 E: 0 LOB: 2 K: 1 BB: 2 S: 5 P: 13	R: 0 H: 1 E: 0 LOB: 1 K: 2 BB: 0 S: 8 P: 8	R: 1 H: 3 E: 0 LOB: 2 K: 1 BB: 0 S: 6 P: 6	1B: 13 SF: 0 2B: 0 SAC: 0 3B: 0 DP: 2 HR: 1 HBP: 0						

PITCHER	IP	WLS	BF	H	R	ER	SO	BB	IBB	HBP	BLK	WP	HR	S	P	ERA	WHIP
Pat Zachry, R (1, 1) ERA: 4.58	6.0		28	8	4	4	3	3	0	0	0	0	1	31	43	6.00	1.833
Bob Apodaca, R (7, 1) ERA: 3.01	2.2		11	3	0	0	3	2	0	0	0	0	0	15	23	0.00	1.875
Paul Siebert, L (9, 1) ERA: 3.33	0.1		1	0	0	0	0	0	0	0	0	0	0	1	1	0.00	0.000
Skip Lockwood, R (10, 1) ERA: 3.0	0.1	L	4	3	1	1	1	0	0	0	0	0	0	6	6	27.00	9.000

PITCHER	IP	WLS	BF	H	R	ER	SO	BB	IBB	HBP	BLK	WP	HR	S	P	ERA	WHIP

BOTTOM

New York Mets @ Atlanta Braves

Atlanta-Fulton County Stadium, Atlanta, GA

Sat Aug 27 1977, 7:05 PM EDT
Att. 8,328 - Unknown

livebaseballscorecards.com

AB	39
R	5
H	14
RBI	5
BB	5
SO	7
LOB	21

Batter	1	2	3	4	5	6	7	8	9	AB	R	H	RBI	BB	SO	LOB
Lenny Randle, S (1, 5) OBP: 0.380, SLG: 0.414	F6		K		K			CS 1B		4	0	1	0	0	2	0
Bud Harrelson, S (1, 6) OBP: 0.256, SLG: 0.232	F8		HR 1B		PO 1B			F3 1-2		4	1	2	0	0	0	1
Bruce Boisclair, L (1, 9) OBP: 0.351, SLG: 0.390	BB 1B		F7		PO 1-2	K		4-3		3	0	0	0	1	1	1
Steve Henderson, R (1, 7) OBP: 0.377, SLG: 0.500	1B 1-3		HR 1-H			F7			P4	4	1	2	2	0	0	0
John Milner, L (1, 3) OBP: 0.358, SLG: 0.440	F2		1-3			F4			2B	4	1	1	0	0	0	2
Ron Hodges, L (1, 2) OBP: 0.321, SLG: 0.350		CS 1B		F4-6-3 1B			K		2B 2-H	4	1	3	1	0	1	0
Lee Mazzilli, S (1, 8) OBP: 0.329, SLG: 0.309		K 1-2		F8			FC3-6 1B		2B 2-H	4	0	2	1	0	1	2
Doug Flynn, R (1, 4) OBP: 0.236, SLG: 0.256		FC6-4 1B		F4-6-3 1-2			FC3-6 FC6-4 1-2f		F8	4	0	1	0	0	0	3
Nino Espinosa, R (1, 1) OBP: 0.156, SLG: 0.119 Mike Vail, R (7, PH) OBP: 0.314, SLG: 0.414 Skip Lockwood, R (7, 1) OBP: 0.143, SLG: 0.143 Ed Kranepool, L (9, PH) OBP: 0.337, SLG: 0.475		FC6-4 1-2f			K		FC6-4 1-2f		K	2 1 0 1	0 0 0 0	0 0 0 0	0 0 0 0	1 0 0 1	1 0 0 1	1 1 0 1
Inning Stats	R: 0 E: 0 K: 0 S: 4 H: 1 LOB: 2 BB: 1 P: 8	R: 0 E: 0 K: 1 S: 6 H: 2 LOB: 1 BB: 0 P: 6	R: 2 E: 0 K: 1 S: 7 H: 2 LOB: 0 BB: 0 P: 7	R: 0 E: 0 K: 0 S: 3 H: 1 LOB: 0 BB: 0 P: 3	R: 0 E: 0 K: 2 S: 7 H: 1 LOB: 0 BB: 0 P: 7	R: 0 E: 0 K: 1 S: 5 H: 0 LOB: 0 BB: 0 P: 5	R: 0 E: 0 K: 1 S: 6 H: 1 LOB: 1 BB: 0 P: 6	R: 0 E: 0 K: 0 S: 3 H: 1 LOB: 0 BB: 0 P: 3	R: 2 E: 0 K: 1 S: 8 H: 3 LOB: 1 BB: 0 P: 8	1B: 8 2B: 4 3B: 0 HR: 1 SF: 0 SAC: 0 DP: 2 HBP: 0						

PITCHER	IP	WLS	BF	H	R	ER	SO	BB	IBB	HBP	BLK	WP	HR	S	P	ERA	WHIP
Eddie Solomon, R (1, 1) ERA: 3.99	8.1	W	33	11	4	4	6	1	0	0	0	0	1	44	48	4.32	1.440
Dave Campbell, R (9, 1) ERA: 3.51	0.2	S	3	1	0	0	1	0	0	0	0	0	0	5	5	0.00	1.500

PITCHER	IP	WLS	BF	H	R	ER	SO	BB	IBB	HBP	BLK	WP	HR	S	P	ERA	WHIP

TOP

New York Mets @ Atlanta Braves

Atlanta-Fulton County Stadium, Atlanta, GA

Sun Aug 28 1977, 3:33 AM EDT

Att. 6,199 - Unknown

livebaseballscorecards.com

AB	35
R	4
H	12
RBI	4
BB	1
SO	7
LOB	12

PA: 37

WP: 0
PB: 0
SB: 0
CS: 2

Batter	1	2	3	4	5	6	7	8	9	AB	R	H	RBI	BB	SO	LOB
Rowland Office, L (1, 8) OBP: 0.292, SLG: 0.321	G3		1-3		HR		2B			4	1	2	3	0	0	0
Jerry Royster, R (1, 4) OBP: 0.277, SLG: 0.265	5-3 1B 1B		K		S 1B		F9			4	1	2	0	0	1	1
Jeff Burroughs, R (1, 9) OBP: 0.365, SLG: 0.521	5-3 1-2		F8		K 1-2		F1-4-3			4	0	0	0	0	1	3
Willie Montanez, L (1, 3) OBP: 0.327, SLG: 0.466	FC5-4 2-H 1B			F7		F8		2B SF9 BB		3	1	1	1	1	0	0
Gary Matthews, R (1, 7) OBP: 0.359, SLG: 0.440	FC5-4 1-2f			G3		F8		SF9 6-3 1-3 2B		4	1	1	0	0	0	1
Joe Nolan, L (1, 2) OBP: 0.441, SLG: 0.473		3-1		3-1		FC4-6 BB		SF9 2-3 3-H		2	0	0	1	1	0	0
Junior Moore, R (1, 5) OBP: 0.316, SLG: 0.328		F4-3			F4-3	FC4-6 1-2f		6-3 3-H		4	0	0	1	0	0	1
Pat Rockett, R (1, 6) OBP: 0.335, SLG: 0.296		1B			F4-3		2B BB	1B		3	1	2	0	1	0	0
Eddie Solomon, R (1, 1) OBP: 0.217, SLG: 0.100 Dave Campbell, R (9, 1)		K			HR BB		K	5-3		3 0	1 0	0 0	0 0	1 0	2 0	3 0
Inning Stats	R: 1 H: 2 E: 0 LOB: 1 K: 0 BB: 0 S: 5 P: 5	R: 0 H: 1 E: 0 LOB: 1 K: 1 BB: 0 S: 6 P: 6	R: 0 H: 0 E: 0 LOB: 0 K: 1 BB: 0 S: 5 P: 5	R: 0 H: 0 E: 0 LOB: 0 K: 0 BB: 0 S: 3 P: 3	R: 2 H: 2 E: 0 LOB: 1 K: 1 BB: 1 S: 7 P: 11	R: 0 H: 0 E: 0 LOB: 1 K: 0 BB: 1 S: 3 P: 7	R: 1 H: 1 E: 0 LOB: 1 K: 1 BB: 1 S: 6 P: 10	R: 2 H: 2 E: 0 LOB: 1 K: 0 BB: 1 S: 5 P: 9		1B: 5 SF: 1 2B: 2 SAC: 0 3B: 0 DP: 0 HR: 1 HBP: 0						

New York Mets @ Atlanta Braves

Atlanta-Fulton County Stadium, Atlanta, GA

Sun Aug 28 1977, 3:33 AM EDT

Att. 6,199 - Unknown

BOTTOM

livebaseballscorecards.com

AB	31
R	6
H	8
RBI	6
BB	4
SO	4
LOB	9

PITCHER		IP	WLS	BF	H	R	ER	SO	BB	IBB	HBP	BLK	WP	HR	S	P	ERA	WHIP
Nino Espinosa, R ERA: 3.89	(1, 1)	6.0	L	25	5	3	3	3	2	0	0	0	0	1	29	37	4.50	1.167
Skip Lockwood, R ERA: 3.24	(7, 1)	2.0		11	3	3	3	1	2	0	0	0	0	0	11	19	13.50	2.500

PITCHER	IP	WLS	BF	H	R	ER	SO	BB	IBB	HBP	BLK	WP	HR	S	P	ERA	WHIP

Batter	1	2	3	4	5	6	7	8	9	AB	R	H	RBI	BB	SO	LOB
Lenny Randle, S (1, 5) OBP: 0.382, SLG: 0.416	4-3		1B	1B		F7			1B	5	1	3	0	0	0	0
Bud Harrelson, S (1, 6) OBP: 0.257, SLG: 0.233	6-3		1B	4-3			F7		F8	3	1	1	0	0	0	2
Leo Foster, R (6, 4) OBP: 0.237, SLG: 0.200										2	0	0	0	0	0	1
Bruce Boisclair, L (1, 9) OBP: 0.361, SLG: 0.404	1B		PB 1B		G4-3		2B		G3	5	0	4	1	0	0	1
Steve Henderson, R (1, 7) OBP: 0.375, SLG: 0.496	F8		PB		G4-3		F8			4	0	1	1	0	0	3
John Milner, L (1, 3) OBP: 0.359, SLG: 0.438		BB	K		1B BB		K			2	0	0	0	2	2	3
Ron Hodges, L (1, 2) OBP: 0.318, SLG: 0.345		F8	4-3		1-3 1B			F9		4	0	1	0	0	0	3
Lee Mazzilli, S (1, 8) OBP: 0.327, SLG: 0.306		F7	F8	G3				6-3		3	0	0	0	0	0	3
Paul Siebert, L (8, 1)										0	0	0	0	0	0	0
Doug Flynn, R (1, 4) OBP: 0.236, SLG: 0.256 (6, 6)		F4-3	1B	F1-3				F4-3		4	0	1	0	0	0	1
Bob Myrick, R (1, 1) OBP: 0.167, SLG: 0.167			K	F8					F9	2	0	0	0	0	1	1
Rick Baldwin, L (5, 1)										0	0	0	0	0	0	0
Bob Apodaca, R (5, 1) OBP: 0.200, SLG: 0.200										0	0	0	0	0	0	0
Joel Youngblood, R (5, 8) OBP: 0.303, SLG: 0.269										2	0	0	0	0	0	0
Mike Vail, R (8, PH) OBP: 0.313, SLG: 0.413										1	0	0	0	0	0	0
Inning Stats	R: 0 E: 0 K: 0 S: 4 H: 1 LOB: 1 BB: 0 P: 4	R: 0 E: 0 K: 0 S: 3 H: 0 LOB: 1 BB: 1 P: 7	R: 2 E: 0 K: 2 S: 11 H: 4 LOB: 2 BB: 0 P: 11	R: 0 E: 0 K: 0 S: 5 H: 2 LOB: 2 BB: 0 P: 5	R: 0 E: 0 K: 0 S: 4 H: 2 LOB: 2 BB: 1 P: 8	R: 0 E: 0 K: 0 S: 3 H: 0 LOB: 0 BB: 0 P: 3	R: 0 E: 0 K: 1 S: 6 H: 1 LOB: 1 BB: 0 P: 6	R: 0 E: 0 K: 0 S: 3 H: 0 LOB: 0 BB: 0 P: 3	R: 0 E: 0 K: 0 S: 4 H: 1 LOB: 1 BB: 0 P: 4	1B: 10 2B: 1 3B: 0 HR: 0	SF: 0 SAC: 0 DP: 1 HBP: 0					

TOP

New York Mets @ Houston Astros

Astrodome, Houston, TX

Tue Aug 30 1977, 8:05 PM EDT

Att. 6,731 - Unknown

livebaseballscorecards.com

AB	37
R	2
H	11
RBI	2
BB	2
SO	3
LOB	18

WP: 0 PB: 1 SB: 0 CS: 0 PA: 39

PITCHER		IP	WLS	BF	H	R	ER	SO	BB	IBB	HBP	BLK	WP	HR	S	P	ERA	WHIP
Joe Niekro, R ERA: 3.05	(1, 1)	9.0	W	39	11	2	2	3	2	0	0	0	0	0	43	51	2.00	1.444

PITCHER	IP	WLS	BF	H	R	ER	SO	BB	IBB	HBP	BLK	WP	HR	S	P	ERA	WHIP

BOTTOM

New York Mets @ Houston Astros

Astrodome, Houston, TX

Tue Aug 30 1977, 8:05 PM EDT

Att. 6,731 - Unknown

Batter	1	2	3	4	5	6	7	8	9	AB	R	H	RBI	BB	SO	LOB
Terry Puhl, L (1, 8) OBP: 0.389, SLG: 0.390	0-0 F6-4-3 1B		0-0 ② F8		0-0 1-2 2B 1B	0-0 ③ F6				4	1	2	0	0	0	1
Enos Cabell, R (1, 3) OBP: 0.313, SLG: 0.445	0-0 ① F9		0-0 ③ F7		0-0 1-H 2-H 1B 2B		0-0 ① 5-3			4	1	1	2	0	0	1
Art Howe, R (1, 4) OBP: 0.340, SLG: 0.417	0-0 ② ③ F6-4-3 1-2			0-0 ① F7	0-0 2-H 1B 1B		0-0 ② G3			4	1	1	1	0	0	1
Joe Ferguson, R (1, 2) OBP: 0.370, SLG: 0.435		0-0 S 1B 1B		0-0 ② F4-3	0-0 1B 2-H 1B		B B B B 4-0 FC4-6 BB			3	1	2	1	1	0	0
Jose Cruz, L (1, 9) OBP: 0.370, SLG: 0.464		S S S 0-3 ① K 1-2		0-0 2B 1B	0-0 1-2 1B		0-0 ③ FC4-6 1-2f			4	1	2	0	0	1	2
Wilbur Howard, S (1, 7) OBP: 0.279, SLG: 0.319		0-0 5-3 2-H 1B		0-0 ③ 1-H 2B	0-0 ③ F8			0-0 FC5-4 BB 1B		4	0	3	2	0	0	2
Rob Sperring, R (1, 5) OBP: 0.254, SLG: 0.238		0-0 ② 5-3 1-2			0-0 ① F6	0-0 ① F5		B B B B 4-0 FC5-4 1-2 BB		3	0	0	0	1	0	1
Roger Metzger, S (1, 6) OBP: 0.272, SLG: 0.249		0-0 ③ 6-3			S S S 0-3 ② K	0-0 SH1-4 1B		0-0 ① ② FC5-4 1-2 2-3		4	0	1	0	0	1	3
Joe Niekro, R (1, 1) OBP: 0.143, SLG: 0.091			0-0 ① F7		B B B B 4-0 1B 2B BB	0-0 ② SH1-4 1-2		0-0 ③ F6-3		2	1	0	0	1	0	1
Inning Stats	R: 0 E: 0 K: 0 S: 3 H: 1 LOB: 0 BB: 0 P: 3	R: 1 E: 0 K: 1 S: 7 H: 2 LOB: 1 BB: 0 P: 7	R: 0 E: 0 K: 0 S: 3 H: 0 LOB: 0 BB: 0 P: 3	R: 1 E: 0 K: 0 S: 4 H: 2 LOB: 1 BB: 0 P: 4	R: 4 E: 0 K: 1 S: 10 H: 5 LOB: 2 BB: 1 P: 14	R: 0 E: 0 K: 0 S: 4 H: 1 LOB: 1 BB: 0 P: 4	R: 0 E: 0 K: 0 S: 3 H: 0 LOB: 1 BB: 1 P: 7	R: 0 E: 0 K: 0 S: 3 H: 1 LOB: 1 BB: 1 P: 7		1B: 10 2B: 2 3B: 0 HR: 0	SF: 0 SAC: 1 DP: 2 HBP: 0					

livebaseballscorecards.com

AB	32
R	6
H	12
RBI	6
BB	3
SO	2
LOB	12

WP: 0 PB: 0 SB: 1 CS: 0 PA: 36

PITCHER		IP	WLS	BF	H	R	ER	SO	BB	IBB	HBP	BLK	WP	HR	S	P	ERA	WHIP
Bob Myrick, L ERA: 3.38	(1, 1)	4.2	L	20	7	5	5	2	1	0	0	0	0	0	23	27	9.64	1.714
Rick Baldwin, R ERA: 4.72	(5, 1)	0.0		3	3	1	1	0	0	0	0	0	0	0	3	3	∞	∞
Bob Apodaca, R ERA: 2.92	(5, 1)	2.1		9	1	0	0	0	1	0	0	0	0	0	8	12	0.00	0.857
Paul Siebert, L ERA: 3.2	(8, 1)	1.0		4	1	0	0	0	1	0	0	0	0	0	3	7	0.00	2.000

PITCHER	IP	WLS	BF	H	R	ER	SO	BB	IBB	HBP	BLK	WP	HR	S	P	ERA	WHIP

New York Mets @ Houston Astros

Astrodome, Houston, TX

Wed Aug 31 1977, 8:05 PM EDT

Att. 6,527 - Unknown

livebaseballscorecards.com

Batter	1	2	3	4	5	6	7	8	9	AB	R	H	RBI	BB	SO	LOB
Lenny Randle, S (1, 5) OBP: 0.379, SLG: 0.412	5-3		6-3		3-1			5-3		4	0	0	0	0	0	0
Doug Flynn, R (1, 6) OBP: 0.245, SLG: 0.273	CS HBP 1B		F6-3		2B			E 2B		4	0	3	0	0	0	0
Bruce Boisclair, L (1, 9) OBP: 0.367, SLG: 0.407	1-2 HBP			L7		G3 1B		E 1B		3	0	2	0	0	0	0
Steve Henderson, R (1, 7) OBP: 0.374, SLG: 0.490	2-3 K			S 1B BB		K		K		3	1	0	0	1	3	5
John Milner, L (1, 3) OBP: 0.358, SLG: 0.435		G3 1B		F9 1-2		G3 1-2		E4 1-2 2-3		4	0	1	0	0	0	4
Lee Mazzilli, S (1, 8) OBP: 0.326, SLG: 0.306		G3 1-2		1B 2-H 1B		4-3		6-3		4	1	1	1	0	0	5
John Stearns, R (1, 2) OBP: 0.378, SLG: 0.426		K		S 2-H 1B			F7		K	4	0	1	1	0	2	1
Leo Foster, R (1, 4) OBP: 0.214, SLG: 0.179		F7		4-3 1-2			F8		5-3	4	0	0	0	0	0	2
Jerry Koosman, R (1, 1) OBP: 0.130, SLG: 0.164			G1		K		F9		6-3	2	0	0	0	0	1	0
Mike Vail, R (7, PH) OBP: 0.311, SLG: 0.411										1	0	0	0	0	0	0
Skip Lockwood, R (7, 1) OBP: 0.143, SLG: 0.143										0	0	0	0	0	0	0
Ron Hodges, L (9, PH) OBP: 0.315, SLG: 0.341										1	0	0	0	0	0	0

Inning Stats	1	2	3	4	5	6	7	8	9		
	R: 0 H: 1	R: 0 H: 1	R: 0 H: 0	R: 2 H: 2	R: 0 H: 1	R: 0 H: 1	R: 0 H: 0	R: 0 H: 2	R: 0 H: 0	1B: 6 SF: 0	WP: 0 PA: 36
	E: 0 LOB: 2	E: 0 LOB: 1	E: 0 LOB: 0	E: 0 LOB: 1	E: 0 LOB: 1	E: 0 LOB: 1	E: 0 LOB: 0	E: 1 LOB: 3	E: 0 LOB: 0	2B: 3 SAC: 0	PB: 0
	K: 1 BB: 0	K: 1 BB: 0	K: 0 BB: 0	K: 0 BB: 1	K: 1 BB: 0	K: 1 BB: 0	K: 0 BB: 0	K: 1 BB: 0	K: 1 BB: 0	3B: 0 DP: 1	SB: 2
	S: 5 P: 6	S: 6 P: 6	S: 3 P: 3	S: 5 P: 9	S: 5 P: 5	S: 6 P: 6	S: 3 P: 3	S: 8 P: 8	S: 5 P: 5	HR: 0 HBP: 1	CS: 1

PITCHER	IP	WLS	BF	H	R	ER	SO	BB	IBB	HBP	BLK	WP	HR	S	P	ERA	WHIP
Mark Lemongello, R (1, 1) ERA: 3.91	9.0	W	36	8	2	2	6	1	0	1	0	0	0	46	51	2.00	1.000

PITCHER	IP	WLS	BF	H	R	ER	SO	BB	IBB	HBP	BLK	WP	HR	S	P	ERA	WHIP

TOP	
AB	34
R	2
H	8
RBI	2
BB	1
SO	6
LOB	17

New York Mets @ Houston Astros

Astrodome, Houston, TX

Wed Aug 31 1977, 8:05 PM EDT

Att. 6,527 - Unknown

BOTTOM

Batter	1	2	3	4	5	6	7	8	9	AB	R	H	RBI	BB	SO	LOB
Terry Puhl, L (1, 7) OBP: 0.392, SLG: 0.420	F6-3		1B 3B		K		SF7 3B			4	2	2	0	0	1	1
Enos Cabell, R (1, 3) OBP: 0.314, SLG: 0.448	5-3		F6-3 1B 3-H		E6 2B 1-H		SF7 3-H			3	1	2	3	0	0	0
Cesar Cedeno, R (1, 8) OBP: 0.324, SLG: 0.388	S 1B		F6-3 1-2		F3		F6-3			4	0	1	0	0	0	1
Joe Ferguson, R (1, 2) OBP: 0.371, SLG: 0.433	F6-3 1-2			G5-3 1B BB		FC6-4 SH1-3 1B BB	5-3			2	1	0	0	2	0	1
Jose Cruz, L (1, 9) OBP: 0.372, SLG: 0.465		3-1		1-2 1B		SH1-3 1-2		HBP S 1B		3	0	2	0	0	0	0
Art Howe, R (1, 5) OBP: 0.342, SLG: 0.415		K		K		FC6-4 IBB		F6-3 HBP 1-3		2	0	0	0	1	2	2
Julio Gonzalez, R (1, 4) OBP: 0.293, SLG: 0.332		FC5-4 1B		G5-3 2-3f		FC6-4 1B 1-2f 2-3		F6-3 1-2		4	0	1	0	0	0	5
Rob Sperring, R (1, 6) OBP: 0.250, SLG: 0.234		FC5-4 1-2f			F8	1-3 1B 3-H		IBB		2	0	0	0	0	0	1
Bob Watson, R (6, PH) OBP: 0.352, SLG: 0.460										1	0	1	1	0	0	0
Roger Metzger, S (6, PR) (7, 6) OBP: 0.275, SLG: 0.249										0	0	0	0	1	0	0
Mark Lemongello, R (1, 1) OBP: 0.086, SLG: 0.086			K		E 1B	K		4-3		4	1	1	0	0	2	4
Inning Stats	R: 0 E: 0 K: 0 S: 4 H: 1 LOB: 1 BB: 0 P: 4	R: 0 E: 0 K: 1 S: 6 H: 1 LOB: 1 BB: 0 P: 6	R: 1 E: 0 K: 1 S: 6 H: 2 LOB: 0 BB: 0 P: 6	R: 0 E: 0 K: 1 S: 5 H: 1 LOB: 1 BB: 1 P: 9	R: 2 E: 1 K: 1 S: 7 H: 2 LOB: 0 BB: 0 P: 7	R: 1 E: 0 K: 1 S: 6 H: 1 LOB: 2 BB: 2 P: 14	R: 1 E: 0 K: 0 S: 4 H: 1 LOB: 0 BB: 0 P: 4	R: 0 E: 0 K: 0 S: 3 H: 1 LOB: 2 BB: 1 P: 8		1B: 7 2B: 1 3B: 2 HR: 0	SF: 1 SAC: 1 DP: 2 HBP: 1			WP: 0 PB: 0 SB: 2 CS: 0	PA: 36		

livebaseballscorecards.com

AB	29
R	5
H	10
RBI	4
BB	4
SO	5
LOB	15

PITCHER	IP	WLS	BF	H	R	ER	SO	BB	IBB	HBP	BLK	WP	HR	S	P	ERA	WHIP
Jerry Koosman, L (1, 1) ERA: 3.44	6.0	L	27	8	4	3	5	2	1	0	0	0	0	34	46	4.50	1.667
Skip Lockwood, R (7, 1) ERA: 3.27	2.0		9	2	1	1	0	0	1	1	0	0	0	7	12	4.50	1.000

PITCHER	IP	WLS	BF	H	R	ER	SO	BB	IBB	HBP	BLK	WP	HR	S	P	ERA	WHIP

Batter	1	2	3	4	5	6	7	8	9	AB	R	H	RBI	BB	SO	LOB
Rowland Office, L (1, 8) OBP: 0.292, SLG: 0.317	S S S 0-3 ① K			S S S 0-3 ① K		x 0-0 FC3-2 1-3 1B		B B B B 4-0 1-2 BB		3	0	1	0	1	2	0
Barry Bonnell, R (1, 9) OBP: 0.366, SLG: 0.344	H 1-0 G5-4-3 HBP			x 0-0 ② F7		x 0-0 ② FC3-2 FC5-4 1-2 3-H		S S S 0-3 ② K		3	0	0	0	0	1	4
Gary Matthews, R (1, 7) OBP: 0.354, SLG: 0.432	x 0-0 ②③ G5-4-3 1-2f			x 0-0 ③ F8		x 0-0 ③ FC5-4 1-2f		x 0-0 ③ F8		4	0	0	0	0	0	5
Willie Montanez, L (1, 3) OBP: 0.320, SLG: 0.453		x 0-0 ① F7			x 0-0 ① F8		S S S 0-3 ① K		x 0-0 ① 4-3	4	0	0	0	0	1	0
Biff Pocoroba, S (1, 2) OBP: 0.382, SLG: 0.426		S S S 0-3 ② K			x 0-0 2B		x 0-0 ② F6		x 0-0 F4-6-3 1B	4	0	2	0	0	1	0
Junior Moore, R (1, 5) OBP: 0.319, SLG: 0.339		B B B B 4-0 CS BB			x 0-0 ② F2		x 0-0 E4 FC6-4		x 0-0 ②③ F4-6-3 1-2	3	0	0	0	1	0	2
Rod Gilbreath, R (1, 4) OBP: 0.327, SLG: 0.359		0-0 ③ CS 1-2	S S S 0-3 ① K		x 0-0 ③ F7		x 0-0 ③ FC6-4 1-2f			3	0	0	0	0	1	2
Pat Rockett, R (1, 6) OBP: 0.337, SLG: 0.309			x 0-0 ② 5-3			x 0-0 FC2-6 1B		x 0-0 BB 1B		3	0	2	0	0	0	0
Eddie Solomon, R (1, 1) OBP: 0.200, SLG: 0.091 Don Collins, R (7, 1) Brian Asselstine, L (8, PH) OBP: 0.253, SLG: 0.312 Mike Davey, R (8, 1)			x 0-0 ③ 5-3			x 0-0 ① FC2-6 1B 1-2f FC3-2		x 0-0 ① F3		2 0 1 0	0 0 0 0	0 0 0 0	0 0 0 0	0 0 0 0	0 0 0 0	1 0 1 0
Inning Stats	R: 0 E: 0 K: 1 S: 4 H: 0 LOB: 0 BB: 0 P: 5	R: 0 E: 0 K: 1 S: 4 H: 0 LOB: 0 BB: 1 P: 8	R: 0 E: 0 K: 1 S: 5 H: 0 LOB: 0 BB: 0 P: 5	R: 0 E: 0 K: 1 S: 5 H: 0 LOB: 0 BB: 0 P: 5	R: 0 E: 0 K: 0 S: 4 H: 1 LOB: 1 BB: 0 P: 4	R: 0 E: 0 K: 0 S: 5 H: 2 LOB: 2 BB: 0 P: 5	R: 0 E: 1 K: 1 S: 6 H: 0 LOB: 1 BB: 0 P: 6	R: 0 E: 0 K: 1 S: 6 H: 1 LOB: 2 BB: 1 P: 10	R: 0 E: 0 K: 0 S: 3 H: 1 LOB: 0 BB: 0 P: 3	1B: 4 2B: 1 3B: 0 HR: 0	SF: 0 SAC: 0 DP: 2 HBP: 1						

PITCHER	IP	WLS	BF	H	R	ER	SO	BB	IBB	HBP	BLK	WP	HR	S	P	ERA	WHIP
Pat Zachry, R (1, 1) ERA: 4.34	9.0	W	33	5	0	0	6	2	0	1	0	0	0	42	51	0.00	0.778

PITCHER	IP	WLS	BF	H	R	ER	SO	BB	IBB	HBP	BLK	WP	HR	S	P	ERA	WHIP

TOP

Atlanta Braves @ New York Mets

Shea Stadium, Flushing, NY

Fri Sep 02 1977, 7:05 PM EDT

Unknown

livebaseballscorecards.com

AB	30
R	0
H	5
RBI	0
BB	2
SO	6
LOB	15

1B: 4	SF: 0	WP: 0	PA: 34
2B: 1	SAC: 0	PB: 0	
3B: 0	DP: 2	SB: 0	
HR: 0	HBP: 1	CS: 1	

Atlanta Braves @ New York Mets

Shea Stadium, Flushing, NY

Fri Sep 02 1977, 7:05 PM EDT

Unknown

BOTTOM

livebaseballscorecards.com

Batter	1	2	3	4	5	6	7	8	9	AB	R	H	RBI	BB	SO	LOB
Lenny Randle, S (1, 5) OBP: 0.378, SLG: 0.410	F3		F7		F9		BB			3	0	0	0	1	0	1
Doug Flynn, R (1, 6) OBP: 0.245, SLG: 0.272	E SF9 1B		K			K	F8			4	1	1	0	0	2	1
Bruce Boisclair, L (1, 9) OBP: 0.369, SLG: 0.413	E9 1B 1-3		F8			HR 2B	F8			4	1	2	0	0	0	1
Steve Henderson, R (1, 7) OBP: 0.375, SLG: 0.504	SF9 3-H			K		HR 2-H	1B 1-3			3	1	2	3	0	1	0
John Milner, L (1, 3) OBP: 0.357, SLG: 0.436	4-3			3-1		1B 2B	F3			4	1	1	0	0	0	3
Ron Hodges, L (1, 2) OBP: 0.301, SLG: 0.326		6-3		6-3		K		F9		4	0	0	0	0	1	1
Lee Mazzilli, S (1, 8) OBP: 0.328, SLG: 0.304		F4			SH1-4 BB	1B IBB		K		2	0	0	0	2	1	0
Leo Foster, R (1, 4) OBP: 0.261, SLG: 0.214		1B			K	1B 1-2 2-H		BB		3	0	2	1	1	1	1
Pat Zachry, R (1, 1) OBP: 0.127, SLG: 0.111		L3			SH1-4 1-2	L4		P4		3	0	0	0	0	0	4
Inning Stats	R: 1 E: 1 K: 0 S: 5 / H: 2 LOB: 1 BB: 0 P: 5	R: 0 E: 0 K: 0 S: 4 / H: 1 LOB: 1 BB: 0 P: 4	R: 0 E: 0 K: 1 S: 5 / H: 0 LOB: 0 BB: 0 P: 5	R: 0 E: 0 K: 1 S: 5 / H: 0 LOB: 0 BB: 0 P: 5	R: 0 E: 0 K: 1 S: 5 / H: 0 LOB: 1 BB: 1 P: 9	R: 3 E: 0 K: 2 S: 11 / H: 4 LOB: 2 BB: 1 P: 15	R: 0 E: 0 K: 0 S: 4 / H: 1 LOB: 2 BB: 1 P: 8	R: 0 E: 0 K: 1 S: 5 / H: 0 LOB: 1 BB: 1 P: 9		1B: 5 2B: 2 3B: 0 HR: 1	SF: 1 SAC: 1 DP: 0 HBP: 0			WP: 0 PB: 0 SB: 0 CS: 0	PA: 36	

	AB	30
	R	4
	H	8
	RBI	4
	BB	4
	SO	6
	LOB	12

PITCHER		IP	WLS	BF	H	R	ER	SO	BB	IBB	HBP	BLK	WP	HR	S	P	ERA	WHIP
Eddie Solomon, R ERA: 4.19	(1, 1)	6.0	L	27	7	4	4	5	1	1	0	0	0	1	35	43	6.00	1.333
Don Collins, L ERA: 5.12	(7, 1)	1.0		5	1	0	0	0	1	0	0	0	0	0	4	8	0.00	2.000
Mike Davey, L ERA: 2.25	(8, 1)	1.0		4	0	0	0	1	1	0	0	0	0	0	5	9	0.00	1.000

PITCHER	IP	WLS	BF	H	R	ER	SO	BB	IBB	HBP	BLK	WP	HR	S	P	ERA	WHIP

Atlanta Braves @ New York Mets

Shea Stadium, Flushing, NY

Fri Sep 02 1977, 7:05 PM EDT

Att. 10,080 - Unknown

TOP

livebaseballscorecards.com

Batter	1	2	3	4	5	6	7	8	9	AB	R	H	RBI	BB	SO	LOB
Rowland Office, L (1, 8) OBP: 0.294, SLG: 0.317	BBBB 4-0 SH1-4 BB		x 0-0 4-3 ③		x 0-0 E9 1-3 3-H 1B		x 0-0 F8 ③			3	0	1	1	1	0	1
Rod Gilbreath, R (1, 4) OBP: 0.325, SLG: 0.357	x 0-0 SH1-4 ① 1-2			x 0-0 F9 ①	SSS 0-3 K ②			x 0-0 F8 ①		3	0	0	0	0	1	2
Willie Montanez, L (1, 3) OBP: 0.317, SLG: 0.449	x 0-0 F7 ②			x 0-0 4-3 ②	x 0-0 L9 ③			x 0-0 5-3 ②		4	0	0	0	0	0	3
Gary Matthews, R (1, 7) OBP: 0.351, SLG: 0.428	x 0-0 F6-3 ③			x 0-0 F9 ③		x 0-0 F9 ①		x 0-0 F8 ③		4	0	0	0	0	0	1
Joe Nolan, L (1, 2) OBP: 0.402, SLG: 0.435		x 0-0 F7 ①			x 0-0 3-1 2B 2B	x 0-0 F6-3 ②			x 0-0 F8 SH1-3 1B	4	1	2	0	0	0	0
Brian Asselstine, L (1, 9) OBP: 0.244, SLG: 0.300		x 0-0 3-1 ②			x 0-0 3-1 ① 2-3	x 0-0 F6-3 ③			x 0-0 SH1-3 ① 1-2	3	0	0	0	0	0	1
Junior Moore, R (1, 5) OBP: 0.318, SLG: 0.335		x 0-0 4-3 ③			BBB 4-0 2B 1B BB		x 0-0 3-1 ①		x 0-0 F8 ② 2-3	3	1	0	0	1	0	1
Pat Rockett, R (1, 6) OBP: 0.345, SLG: 0.316			x 0-0 F6 ①		x 0-0 1B E 1-3 3-H 2B		BBBB 4-0 SH2-4 BB		IIII 4-0 IBB	2	1	1	1	2	0	0
Buzz Capra, R (1, 1) OBP: 0.200, SLG: 0.125 Dave Campbell, R (7, 1)			x 0-0 4-3 ②		x 0-0 E 2-3 3-H 1B		x 0-0 SH2-4 ② 1-2		SSS 0-3 K ③	2	0	1	1	0	0	0
										1	0	0	0	0	1	2

	AB	29
	R	3
	H	5
	RBI	3
	BB	4
	SO	2
	LOB	11

Inning Stats	1	2	3	4	5	6	7	8	9	1B: 3	SF: 0	WP: 0	PA: 36
R:	0	0	0	0	3	0	0	0	0	2B: 2	SAC: 3	PB: 0	
E:	0	0	0	0	1	0	0	0	0	3B: 0	DP: 0	SB: 0	
K:	0	0	0	0	1	0	0	0	1	HR: 0	HBP: 0	CS: 0	
S:	3	3	3	3	9	3	3	3	6				
H:	0	0	0	0	4	0	0	0	1				
LOB:	1	0	0	0	2	0	1	0	2				
BB:	1	0	0	0	1	0	1	0	1				
P:	7	3	3	3	13	3	7	3	10				

PITCHER		IP	WLS	BF	H	R	ER	SO	BB	IBB	HBP	BLK	WP	HR	S	P	ERA	WHIP
Jackson Todd, R ERA: 4.42	(1, 1)	7.0	L	28	4	3	3	1	3	0	0	0	0	0	27	39	3.86	1.000
Bob Apodaca, R ERA: 2.84	(8, 1)	2.0		8	1	0	0	1	0	1	0	0	0	0	9	13	0.00	0.500

PITCHER	IP	WLS	BF	H	R	ER	SO	BB	IBB	HBP	BLK	WP	HR	S	P	ERA	WHIP

BOTTOM

Atlanta Braves @ New York Mets

Shea Stadium, Flushing, NY

Fri Sep 02 1977, 7:05 PM EDT

Att. 10,080 - Unknown

Batter	1	2	3	4	5	6	7	8	9	AB	R	H	RBI	BB	SO	LOB
Lenny Randle, S (1, 5) OBP: 0.374, SLG: 0.405	K		L6		P5		L6		4-3	5	0	0	0	0	1	2
Lee Mazzilli, S (1, 8) OBP: 0.327, SLG: 0.302	5-3		4-3 BB		E3 L3		F8			3	0	0	0	1	0	1
Bruce Boisclair, L (1, 9) OBP: 0.371, SLG: 0.415	2B 1B		4-3 1-2		L3 1-2			FC6-4 1B		4	1	2	0	0	0	2
Steve Henderson, R (1, 7) OBP: 0.377, SLG: 0.520	1-H 2B		5-3			HR		FC6-4 1-2f		4	1	2	2	0	0	2
Ed Kranepool, L (1, 3) OBP: 0.332, SLG: 0.467	4-1			F8		F9		F5		4	0	0	0	0	0	2
John Stearns, R (1, 2) OBP: 0.381, SLG: 0.427		BB		2B BB		L6-3 1B		6-3		2	0	1	0	2	0	1
Joel Youngblood, R (1, 4) OBP: 0.301, SLG: 0.276		K		1-3 2B		L6-3 1-2			F8	4	0	1	0	0	1	2
Doug Flynn, R (1, 6) OBP: 0.242, SLG: 0.269		F8		K			F8		K	3	0	0	0	0	1	3
John Milner, L (9, PH) OBP: 0.356, SLG: 0.435										1	0	0	0	0	1	0
Jackson Todd, R (1, 1) OBP: 0.167, SLG: 0.091		K		F5			1B		HBP	2	0	0	0	0	1	3
Leo Foster, R (7, PH) OBP: 0.277, SLG: 0.233										1	0	1	0	0	0	0
Bob Apodaca, R (8, 1) OBP: 0.200, SLG: 0.200										0	0	0	0	0	0	0
Mike Vail, R (9, PH) OBP: 0.314, SLG: 0.411										0	0	0	0	0	0	0
Inning Stats	R: 1 H: 2 E: 0 LOB: 1 K: 1 BB: 0 S: 7 P: 7		R: 0 H: 0 E: 0 LOB: 1 K: 2 BB: 1 S: 7 P: 11	R: 0 H: 1 E: 0 LOB: 2 K: 1 BB: 1 S: 6 P: 10	R: 0 H: 0 E: 1 LOB: 0 K: 0 BB: 0 S: 3 P: 3	R: 1 H: 2 E: 0 LOB: 0 K: 0 BB: 0 S: 4 P: 4	R: 0 H: 1 E: 0 LOB: 1 K: 0 BB: 0 S: 4 P: 4	R: 0 H: 1 E: 0 LOB: 1 K: 0 BB: 0 S: 4 P: 4	R: 0 H: 0 E: 0 LOB: 1 K: 1 BB: 0 S: 5 P: 6	1B: 4 SF: 0 2B: 4 SAC: 0 3B: 0 DP: 2 HR: 1 HBP: 1						

livebaseballscorecards.com

AB	33
R	2
H	7
RBI	2
BB	3
SO	5
LOB	18

WP: 0 PA: 37
PB: 0
SB: 0
CS: 0

PITCHER		IP	WLS	BF	H	R	ER	SO	BB	IBB	HBP	BLK	WP	HR	S	P	ERA	WHIP
Buzz Capra, R ERA: 5.29	(1, 1)	6.1	W	27	6	2	2	4	3	0	0	0	0	1	32	44	2.84	1.421
Dave Campbell, R ERA: 3.25	(7, 1)	2.2	S	10	1	0	0	1	0	0	1	0	0	0	11	12	0.00	0.375

PITCHER	IP	WLS	BF	H	R	ER	SO	BB	IBB	HBP	BLK	WP	HR	S	P	ERA	WHIP

Atlanta Braves @ New York Mets

Shea Stadium, Flushing, NY

Sat Sep 03 1977, 3:33 AM EDT

Att. 15,460 - Unknown

TOP

livebaseballscorecards.com

Batter	1	2	3	4	5	6	7	8	9	AB	R	H	RBI	BB	SO	LOB
Jerry Royster, R (1, 4) OBP: 0.276, SLG: 0.263 Jeff Burroughs, R (7, PH) OBP: 0.361, SLG: 0.517 (7, 9)	L5-3 1B		5-3		G3		BB		F7	3	0	1	0	0	0	2
										1	0	0	0	1	0	0
Brian Asselstine, L (1, 9) OBP: 0.244, SLG: 0.289 (7, 8)	F8		L4		BB		F2			3	0	0	0	1	0	3
Rowland Office, L (1, 8) OBP: 0.291, SLG: 0.314 Rick Camp, R (7, 1) Mike Davey, R (7, 1) Duane Theiss, R (7, 1)	L5-3 1-2			G3	4-3		4-3			4	0	0	0	0	0	6
										0	0	0	0	0	0	0
										0	0	0	0	0	0	0
										0	0	0	0	0	0	0
Willie Montanez, L (1, 3) OBP: 0.317, SLG: 0.449		F8		2B		F9		E3 G3		4	0	1	0	0	0	0
Biff Pocoroba, S (1, 2) OBP: 0.380, SLG: 0.422		1B FC4-6 BB		F4		F6		F5		3	1	0	0	1	0	2
Gary Matthews, R (1, 7) OBP: 0.352, SLG: 0.428		FC4-6 1B 1-3		K		BB		G3 1-2		3	0	1	0	1	1	2
Barry Bonnell, R (1, 5) OBP: 0.365, SLG: 0.342		FC4-6 BLK 1-2f 3-H			SH3-4 BB 1B	F6-3 1-2		3-1		4	0	1	1	0	0	3
Pat Rockett, R (1, 6) OBP: 0.353, SLG: 0.322		K 1-2			SH3-4 BB 1-2		E7 F9 1B		F4-6-3 1B	3	0	2	0	1	1	1
Preston Hanna, R (1, 1) Darrel Chaney, S (7, PH) OBP: 0.257, SLG: 0.279 (7, 4)			K		SH3-4 1-2 2-3		F9 2-3		F4-6-3 1-2	1	0	0	0	0	1	0
										2	0	0	0	0	0	2

	AB	31
	R	1
	H	6
	RBI	1
	BB	5
	SO	3
	LOB	21

Inning Stats																		
	R: 0	H: 1	R: 1	H: 1	R: 0	H: 0	R: 0	H: 1	R: 0	H: 1	R: 0	H: 0	R: 0	H: 1	R: 0	H: 0	R: 0	H: 1
	E: 0	LOB: 0	E: 0	LOB: 1	E: 0	LOB: 0	E: 0	LOB: 1	E: 0	LOB: 3	E: 0	LOB: 1	E: 1	LOB: 2	E: 1	LOB: 1	E: 0	LOB: 0
	K: 0	BB: 0	K: 1	BB: 1	K: 1	BB: 0	K: 1	BB: 0	K: 0	BB: 2	K: 0	BB: 1	K: 0	BB: 1	K: 4	BB: 0	K: 0	BB: 0
	S: 3	P: 3	S: 6	P: 10	S: 5	P: 5	S: 6	P: 6	S: 4	P: 12	S: 3	P: 7	S: 4	P: 8	S: 4	P: 4	S: 3	P: 3

	1B: 5	SF: 0	WP: 0	PA: 37
	2B: 2	SAC: 1	PB: 0	
	3B: 0	DP: 2	SB: 1	
	HR: 0	HBP: 0	CS: 0	

PITCHER	IP	WLS	BF	H	R	ER	SO	BB	IBB	HBP	BLK	WP	HR	S	P	ERA	WHIP
Nino Espinosa, R (1, 1) ERA: 3.73	9.0	W	37	6	1	1	3	5	0	0	1	0	0	38	58	1.00	1.222

PITCHER	IP	WLS	BF	H	R	ER	SO	BB	IBB	HBP	BLK	WP	HR	S	P	ERA	WHIP

Batter	1	2	3	4	5	6	7	8	9	AB	R	H	RBI	BB	SO	LOB
Lenny Randle, S (1, 5) OBP: 0.372, SLG: 0.402	S S S 0-3 ① K		S S S 0-3 ① K	x 0-0 ③ 4-3			x 0-0 BLK S 2B 1B	x 0-0 ② 6-3		5	1	1	0	0	2	1
Lee Mazzilli, S (1, 8) OBP: 0.330, SLG: 0.306	B B B B 4-0 S BB		x 0-0 E5 SH1-3		S S S 0-3 ① K		x 0-0 SH1-3 1-H 2B 2B	x 0-0 BB 2B 1B		4	2	2	1	1	1	0
Bruce Boisclair, L (1, 9) OBP: 0.375, SLG: 0.413	S S S 0-3 ② K 1-2		x 0-0 ② SH1-3 1-2		B B B B 4-0 S BB		x 0-0 ① SH1-3 2-3 B B B B	4-0 2B 1-2 BB		1	1	0	0	2	1	1
Steve Henderson, R (1, 7) OBP: 0.378, SLG: 0.520	S S S 0-3 ③ K		S S S 0-3 ③ K		S S S 0-3 ② K 1-2		4-0 2B IBB	x 0-0 1-H 2-H 2B		4	1	1	2	1	3	3
Ed Kranepool, L (1, 3) OBP: 0.333, SLG: 0.468		B B B B 4-0 1B FC5-4 BB		x 0-0 ① 4-3	x 0-0 ③ 4-3		x 0-0 4-3 1-H 3-H 2B	x 0-0 ③ 2-3		4	2	1	2	1	0	2
Ron Hodges, L (1, 2) OBP: 0.320, SLG: 0.337		x 0-0 FC5-4 1-3 1B		B B B B 4-0 2B E BB		x 0-0 FC4 1B	x 0-0 ② 4-3 2-3			3	1	2	0	1	0	1
Joel Youngblood, R (1, 4) OBP: 0.307, SLG: 0.299	S S S 0-3 ① K			x 0-0 E WP 1-3 2B		x 0-0 ① F2	x 0-0 3-H 2B			4	1	2	1	0	1	3
Doug Flynn, R (1, 6) OBP: 0.238, SLG: 0.264		x 0-0 ② FC5-4 1-2f 3-H		x 0-0 F1 WP 2-3 3-H		x 0-0 ② FC4 1-2f	x 0-0 ③ F6-3			4	0	0	1	0	0	4
Nino Espinosa, R (1, 1) OBP: 0.143, SLG: 0.109		x 0-0 ③ 1-3		x 0-0 ② 6-3 1-3 3-H		x 0-0 ③ F9		x 0-0 ① 6-3		4	0	0	0	0	0	3
Inning Stats	R: 0 H: 0 E: 0 LOB: 1 K: 3 BB: 1 S: 9 P: 13	R: 1 H: 1 E: 0 LOB: 1 K: 1 BB: 1 S: 6 P: 10	R: 0 H: 0 E: 1 LOB: 1 K: 2 BB: 0 S: 8 P: 8	R: 2 H: 1 E: 1 LOB: 1 K: 0 BB: 1 S: 5 P: 9	R: 0 H: 0 E: 0 LOB: 1 K: 2 BB: 1 S: 7 P: 11	R: 0 H: 1 E: 0 LOB: 1 K: 0 BB: 0 S: 4 P: 4	R: 4 H: 4 E: 0 LOB: 1 K: 0 BB: 1 S: 7 P: 11	R: 2 H: 2 E: 0 LOB: 1 K: 0 BB: 1 S: 5 P: 9		1B: 4 SF: 0 2B: 5 SAC: 2 3B: 0 DP: 0 HR: 0 HBP: 0						

PITCHER		IP	WLS	BF	H	R	ER	SO	BB	IBB	HBP	BLK	WP	HR	S	P	ERA	WHIP
Preston Hanna, R ERA: 4.93	(1, 1)	6.0	L	27	3	3	2	8	4	0	0	0	1	0	39	55	3.00	1.167
Rick Camp, R ERA: 4.01	(7, 1)	0.0		2	2	2	2	0	0	0	0	1	0	0	2	2	∞	∞
Mike Davey, L ERA: 4.15	(7, 1)	0.2		5	2	2	2	0	0	1	0	0	0	0	4	8	27.00	3.000
Duane Theiss, R ERA: 5.4	(7, 1)	1.1		7	2	2	2	0	1	0	0	0	0	0	6	10	13.50	2.250

PITCHER	IP	WLS	BF	H	R	ER	SO	BB	IBB	HBP	BLK	WP	HR	S	P	ERA	WHIP

BOTTOM

Atlanta Braves @ New York Mets

Shea Stadium, Flushing, NY

Sat Sep 03 1977, 3:33 AM EDT

Att. 15,460 - Unknown

livebaseballscorecards.com

AB	33
R	9
H	9
RBI	7
BB	6
SO	8
LOB	18

PA: 41

WP: 2
PB: 0
SB: 3
CS: 0

Atlanta Braves @ New York Mets

Shea Stadium, Flushing, NY

Sun Sep 04 1977, 3:33 AM EDT

Att. 9,435 - Unknown

TOP

livebaseballscorecards.com

Batter	1	2	3	4	5	6	7	8	9	AB	R	H	RBI	BB	SO	LOB
Barry Bonnell, R (1, 9) (3, 8) OBP: 0.365, SLG: 0.343	BB 3B 1B	F6-3 ②		5-3 ③		BLK 2-H 1B			F6-3 ①	5	1	2	1	0	0	0
Rod Gilbreath, R (1, 4) OBP: 0.323, SLG: 0.353	B B B B 1-2 3B BB	F6-3 ③			5-3 ①	1-3 1-2			S S S K ②	4	1	0	0	1	1	1
Gary Matthews, R (1, 7) OBP: 0.353, SLG: 0.432	1-H 2-H 2B 3B		1-3 ①		F8 ②		F6-3 ①		1B	5	1	2	2	0	0	0
Willie Montanez, L (1, 3) OBP: 0.320, SLG: 0.453	1B 4-3 3-H 2B		2B 1B		FC6-4 1B		F7 ②		S S S K ③	5	2	3	1	0	1	1
Junior Moore, R (1, 5) OBP: 0.320, SLG: 0.340	4-3 FC3-2 2-3 1B		F2 ②		FC6-4 ③ 1-2f		2B			4	0	2	0	0	0	2
Biff Pocoroba, S (1, 2) OBP: 0.382, SLG: 0.436	4-3 ① 2-3 3-H		1-H 2B			HR	L9 ③			4	1	2	3	0	0	2
Rowland Office, L (1, 8) OBP: 0.290, SLG: 0.313	FC3-2 ② S 3-H		4-3 ③			3-1 ①		F3 ①		1	0	0	0	0	0	1
Brian Asselstine, L (3, PH) (3, 9) OBP: 0.237, SLG: 0.279										3	0	0	0	0	0	1
Pat Rockett, R (1, 6) OBP: 0.356, SLG: 0.322	S S S K ③ 1-2			F6-4-3 1B		B B B B SH2-4 1B BB		S S S K ②		3	1	1	0	1	2	1
Phil Niekro, R (1, 1) OBP: 0.165, SLG: 0.168		F9 ①		F6-4-3 ① ② 1-2		SH2-4 ② 1-2		5-3 ③		3	0	0	0	0	0	1
Dave Campbell, R (8, 1)										0	0	0	0	0	0	0

	AB	37
	R	7
	H	12
	RBI	7
	BB	2
	SO	4
	LOB	10

Inning Stats	1	2	3	4	5	6	7	8	9	1B: 7	SF: 0	WP: 0	PA: 40
R:	4	0	1	0	0	2	0	0	0	2B: 3	SAC: 1	PB: 0	
E:	0	0	0	0	0	0	0	0	0	3B: 1	DP: 1	SB: 1	
K:	1	0	0	0	0	0	0	1	2	HR: 1	HBP: 0	CS: 0	
S:	9	3	5	3	4	5	4	5	8				
H:	4	0	2	1	1	2	1	0	1				
LOB:	1	0	0	1	1	1	1	0	1				
BB:	1	0	0	0	0	1	0	0	0				
P:	13	3	5	3	4	9	4	5	8				

PITCHER		IP	WLS	BF	H	R	ER	SO	BB	IBB	HBP	BLK	WP	HR	S	P	ERA	WHIP
Bob Myrick, L	(1, 1)	0.0		5	4	4	4	0	1	0	0	0	0	0	4	8	∞	∞
ERA: 3.94																		
Rick Baldwin, R	(1, 1)	5.2	L	23	6	3	3	1	1	0	0	0	0	1	24	28	4.76	1.235
ERA: 4.73																		
Bob Apodaca, R	(6, 1)	2.1		8	1	0	0	1	0	0	0	1	0	0	10	10	0.00	0.429
ERA: 2.75																		
Paul Siebert, L	(9, 1)	1.0		4	1	0	0	2	0	0	0	0	0	0	8	8	0.00	1.000
ERA: 3.08																		

PITCHER	IP	WLS	BF	H	R	ER	SO	BB	IBB	HBP	BLK	WP	HR	S	P	ERA	WHIP

Atlanta Braves @ New York Mets

Shea Stadium, Flushing, NY

Sun Sep 04 1977, 3:33 AM EDT

Att. 9,435 - Unknown

BOTTOM

Batter	1	2	3	4	5	6	7	8	9	AB	R	H	RBI	BB	SO	LOB
Lenny Randle, S (1, 5) OBP: 0.376, SLG: 0.407	0-0 1B PB SF8 1B	0-0 6-3 1-3 1B 1B		0-0 ① FC4-6 1B S 1-2f		0-0 1-2 1B		0-0 S 1-3 2-H 1B		5	2	4	1	0	0	1
Lee Mazzilli, S (1, 8) OBP: 0.331, SLG: 0.308	0-0 BB E 1-3 1B	0-0 ② 6-3 2-3 3-H		0-0 G4-6-3 1-3 1B		SSS 0-3 ② K		0-0 ② F5 1-2		5	1	2	1	0	1	5
Bruce Boisclair, L (1, 9) OBP: 0.371, SLG: 0.409	0-0 ① P4	0-0 1B 3-H		0-0 ② ③ G4-6-3 1-2f		0-0 ③ L4		0-0 ③ F5		5	0	1	1	0	0	8
Steve Henderson, R (1, 7) OBP: 0.381, SLG: 0.518	BBBB 4-0 E 1-2 BB	SSS 0-3 ③ K			BBB 4-0 WP S BB		0-0 ① P4		0-0 FC3-6 1B	3	0	1	0	2	1	1
John Milner, L (1, 3) OBP: 0.354, SLG: 0.431	0-0 ② SF8 3-H		BBBB 4-0 G1-4-3 BB		SSS 0-3 ① K 1-3		SSS 0-3 ② K		0-0 ① FC3-6 1-2f	3	0	0	1	1	2	2
Joel Youngblood, R (1, 4) OBP: 0.297, SLG: 0.288	0-0 E5 1-2 2-H		0-0 ① ② G1-4-3 1-2f		0-0 ② F8		0-0 ③ F8		SSS 0-3 ② K	5	0	0	0	0	1	4
Ron Hodges, L (1, 2) OBP: 0.320, SLG: 0.337 Bob Apodaca, R (6, 1) OBP: 0.200, SLG: 0.200 Leo Foster, R (8, PH) OBP: 0.292, SLG: 0.233 Paul Siebert, L (9, 1) Ed Kranepool, L (9, PH) OBP: 0.332, SLG: 0.466	0-0 ③ F8		0-0 1B		SSS 0-3 ③ K			H 1-0 BB 1B HBP	SSS 0-3 ③ K	3 0 0 0 1	0 0 1 0 0	1 0 0 0 1	0 0 0 0 1	0 0 0 0 0	1 0 0 0 1	3 0 0 0 1
Doug Flynn, R (1, 6) OBP: 0.242, SLG: 0.265		0-0 ① F2	0-0 ③ F6			0-0 1B 1B		BBBB 4-0 1B 1-2 BB		3	0	1	0	1	0	1
Bob Myrick, R (1, 1) OBP: 0.167, SLG: 0.167 Rick Baldwin, L (1, 1) OBP: 0.500, SLG: 0.500 John Stearns, R (6, 2) OBP: 0.379, SLG: 0.424		0-0 1B 6-3 1B		0-0 FC4-6 1B		0-0 ① L4		0-0 ① F5		0 2 2	0 1 0	0 2 0	0 0 0	0 0 0	0 0 0	0 0 3
Inning Stats	R: 2 E: 1 K: 0 S: 6 H: 2 LOB: 2 BB: 1 P: 10	R: 2 E: 0 K: 1 S: 8 H: 3 LOB: 1 BB: 0 P: 8	R: 0 E: 0 K: 0 S: 3 H: 1 LOB: 1 BB: 1 P: 7	R: 0 E: 0 K: 0 S: 4 H: 2 LOB: 1 BB: 0 P: 4	R: 0 E: 0 K: 2 S: 7 H: 0 LOB: 1 BB: 1 P: 11	R: 0 E: 0 K: 1 S: 7 H: 2 LOB: 2 BB: 0 P: 7	R: 0 E: 0 K: 1 S: 5 H: 0 LOB: 0 BB: 0 P: 5	R: 1 E: 0 K: 0 S: 4 H: 1 LOB: 2 BB: 1 P: 9	R: 0 E: 1 K: 2 S: 8 H: 1 LOB: 1 BB: 0 P: 8	1B: 12 2B: 0 3B: 0 HR: 0		SF: 1 SAC: 0 DP: 2 HBP: 1				

	AB	37
	R	5
	H	12
	RBI	4
	BB	4
	SO	7
	LOB	29

WP: 1 PA: 43
PB: 1
SB: 3
CS: 0

livebaseballscorecards.com

PITCHER		IP	WLS	BF	H	R	ER	SO	BB	IBB	HBP	BLK	WP	HR	S	P	ERA	WHIP
Phil Niekro, R ERA: 3.99	(1, 1)	7.1	W	37	11	5	4	5	4	0	1	0	1	0	42	59	4.91	2.045
Dave Campbell, R ERA: 3.17	(8, 1)	1.2	S	6	1	0	0	2	0	0	0	0	0	0	10	10	0.00	0.600

PITCHER	IP	WLS	BF	H	R	ER	SO	BB	IBB	HBP	BLK	WP	HR	S	P	ERA	WHIP

Batter	1	2	3	4	5	6	7	8	9	AB	R	H	RBI	BB	SO	LOB
Dave Cash, R (1, 4) OBP: 0.349, SLG: 0.372	F6-3		E 1B		K		F7		S 1B	5	0	2	0	0	1	1
Warren Cromartie, L (1, 7) OBP: 0.319, SLG: 0.397	1B		E4 1-3		5-3		FC6-4 1B 1-2f		F7 1-2	5	0	1	0	0	0	3
Andre Dawson, R (1, 8) OBP: 0.320, SLG: 0.461	K		F4		F7		1B 1-2		K	5	0	1	0	0	2	4
Tony Perez, R (1, 3) OBP: 0.364, SLG: 0.463	K			HR		BB	F3			3	2	1	1	1	1	3
Ellis Valentine, R (1, 9) OBP: 0.350, SLG: 0.525		F8		K		HR 1-H		4-3		3	1	1	2	0	1	0
Sam Mejias, R (6, 9) OBP: 0.258, SLG: 0.407										1	0	0	0	0	0	0
Gary Carter, R (1, 2) OBP: 0.346, SLG: 0.498		F6-3		2B 1B		BB CS		BB		2	1	1	0	2	0	0
Larry Parrish, R (1, 5) OBP: 0.316, SLG: 0.396		K		4-3 1-H 2B		F6		F3		4	0	1	1	0	1	2
Chris Speier, R (1, 6) OBP: 0.318, SLG: 0.333			F6	4-3 2-3		K 1-2		K		4	0	0	0	0	2	3
Wayne Twitchell, R (1, 1) OBP: 0.244, SLG: 0.189			K	F6-3					K	2	0	0	0	0	1	1
Will McEnaney, L (6, 1)										0	0	0	0	1	0	0
Don Stanhouse, R (7, 1) OBP: 0.239, SLG: 0.273							FC6-4 BB			1	0	0	0	0	1	0
Inning Stats	R: 0 E: 0 K: 2 S: 8 H: 1 LOB: 1 BB: 0 P: 8	R: 0 E: 0 K: 1 S: 5 H: 0 LOB: 0 BB: 0 P: 5	R: 0 E: 1 K: 1 S: 7 H: 1 LOB: 2 BB: 0 P: 7	R: 2 E: 0 K: 1 S: 8 H: 3 LOB: 1 BB: 0 P: 8	R: 0 E: 0 K: 1 S: 5 H: 0 LOB: 0 BB: 0 P: 5	R: 2 E: 0 K: 1 S: 5 H: 1 LOB: 1 BB: 2 P: 13	R: 0 E: 0 K: 0 S: 4 H: 1 LOB: 2 BB: 1 P: 8	R: 0 E: 0 K: 1 S: 5 H: 0 LOB: 1 BB: 1 P: 9	R: 0 E: 0 K: 2 S: 8 H: 1 LOB: 1 BB: 0 P: 8	1B: 5 2B: 2 3B: 0 HR: 2 SF: 0 SAC: 0 DP: 1 HBP: 0						

PITCHER	IP	WLS	BF	H	R	ER	SO	BB	IBB	HBP	BLK	WP	HR	S	P	ERA	WHIP
Jerry Koosman, L (1, 1) ERA: 3.51	6.0	L	26	6	4	4	7	2	0	0	0	0	2	38	46	6.00	1.333
Bob Myrick, L (7, 1) ERA: 3.82	2.0		9	1	0	0	1	2	0	0	0	0	0	9	17	0.00	1.500
Skip Lockwood, R (9, 1) ERA: 3.24	1.0		4	1	0	0	2	0	0	0	0	0	0	8	8	0.00	1.000

PITCHER	IP	WLS	BF	H	R	ER	SO	BB	IBB	HBP	BLK	WP	HR	S	P	ERA	WHIP

TOP

Montreal Expos @ New York Mets

Shea Stadium, Flushing, NY

Mon Sep 05 1977, 3:33 AM EDT

Att. 6,583 - Unknown

livebaseballscorecards.com

AB	35
R	4
H	8
RBI	4
BB	4
SO	10
LOB	17

WP: 0 PB: 0 SB: 1 CS: 1 PA: 39

Montreal Expos @ New York Mets

Shea Stadium, Flushing, NY

Mon Sep 05 1977, 3:33 AM EDT

Att. 6,583 - Unknown

BOTTOM

Batter	1	2	3	4	5	6	7	8	9	AB	R	H	RBI	BB	SO	LOB
Lenny Randle, S (1, 5) OBP: 0.379, SLG: 0.408	4-3		K			HR 1B	BB		1B	4	1	2	0	1	1	0
Lee Mazzilli, S (1, 8) OBP: 0.331, SLG: 0.314	K			4-3		1-H HR	BB		6-3	4	1	1	2	1	1	2
Bruce Boisclair, L (1, 9) (7, 3) OBP: 0.369, SLG: 0.406	K			K		2B 1B	G3			4	0	1	0	0	2	3
Steve Henderson, R (1, 7) OBP: 0.383, SLG: 0.519		S BB		K		1-3 2B		L4		3	0	1	0	1	1	0
Ed Kranepool, L (1, 3) OBP: 0.333, SLG: 0.466		F7			L1-3 1B	F8		F7		2	0	1	0	0	0	1
Mike Vail, R (6, PH) OBP: 0.313, SLG: 0.409										1	0	0	0	0	0	2
Bob Myrick, R (7, 1) OBP: 0.167, SLG: 0.167										0	0	0	0	0	0	0
John Milner, L (8, PH) OBP: 0.353, SLG: 0.429										1	0	0	0	0	0	0
Skip Lockwood, R (9, 1) OBP: 0.143, SLG: 0.143										0	0	0	0	0	0	0
Ron Hodges, L (1, 2) OBP: 0.317, SLG: 0.327		F8			L1-3		FC5-4 BB	L8		3	0	0	0	1	0	2
Joel Youngblood, R (1, 4) (7, 9) OBP: 0.289, SLG: 0.279		F7			6-3		FC5-4 F3 WP 1B		F9	4	1	0	0	0	0	2
Doug Flynn, R (1, 6) OBP: 0.239, SLG: 0.262			F4-3			F6-3	F3		6-3	3	0	0	0	0	0	1
John Stearns, R (9, PH) OBP: 0.379, SLG: 0.423										1	0	0	0	0	0	0
Jerry Koosman, R (1, 1) OBP: 0.129, SLG: 0.162			6-3			6-3	BB BB 1B		E4 1B	1	0	0	0	0	0	0
Leo Foster, R (6, PH) (7, 4) OBP: 0.294, SLG: 0.239										3	0	1	1	0	0	0
Inning Stats	R: 0 E: 0 K: 2 S: 7 H: 0 LOB: 0 BB: 0 P: 7	R: 0 E: 0 K: 0 S: 3 H: 0 LOB: 1 BB: 1 P: 7	R: 0 E: 0 K: 1 S: 5 H: 0 LOB: 0 BB: 0 P: 5	R: 0 E: 0 K: 2 S: 7 H: 0 LOB: 0 BB: 0 P: 7	R: 0 E: 0 K: 0 S: 3 H: 1 LOB: 0 BB: 0 P: 3	R: 2 E: 0 K: 0 S: 7 H: 4 LOB: 2 BB: 0 P: 7	R: 1 E: 0 K: 0 S: 4 H: 1 LOB: 3 BB: 3 P: 16	R: 0 E: 0 K: 0 S: 3 H: 0 LOB: 0 BB: 0 P: 3	R: 0 E: 1 K: 0 S: 5 H: 1 LOB: 2 BB: 0 P: 5	1B: 5 2B: 2 3B: 0 HR: 1	SF: 0 SAC: 0 DP: 1 HBP: 0			WP: 1 PB: 0 SB: 1 CS: 0	PA: 38		

livebaseballscorecards.com

	AB	34
	R	3
	H	7
	RBI	3
	BB	4
	SO	5
	LOB	13

PITCHER		IP	WLS	BF	H	R	ER	SO	BB	IBB	HBP	BLK	WP	HR	S	P	ERA	WHIP
Wayne Twitchell, R ERA: 4.71	(1, 1)	5.2	W	22	5	2	2	5	1	0	0	0	0	1	31	35	3.18	1.059
Will McEnaney, L ERA: 4.12	(6, 1)	0.1		2	0	1	1	0	1	0	0	0	0	0	1	5	27.00	3.000
Don Stanhouse, R ERA: 3.83	(7, 1)	3.0	S	14	2	0	0	0	2	0	0	0	1	0	12	20	0.00	1.333

PITCHER	IP	WLS	BF	H	R	ER	SO	BB	IBB	HBP	BLK	WP	HR	S	P	ERA	WHIP

Montreal Expos @ New York Mets

Shea Stadium, Flushing, NY

Tue Sep 06 1977, 3:33 AM EDT

Att. 4,702 - Unknown

TOP

Batter	1	2	3	4	5	6	7	8	9	AB	R	H	RBI	BB	SO	LOB
Dave Cash, R (1, 4) OBP: 0.347, SLG: 0.369	F6		FC 1-2f			1-3		P4		4	0	0	0	0	0	1
Warren Cromartie, L (1, 7) OBP: 0.317, SLG: 0.394	F8			4-3		F9		F1		4	0	0	0	0	0	0
Andre Dawson, R (1, 8) OBP: 0.319, SLG: 0.461	5-3			2B		K		K		4	0	1	0	0	2	0
Tony Perez, R (1, 3) OBP: 0.365, SLG: 0.463		G5-4-3 1B		F7			E 2B 1B		F9	4	1	2	0	0	0	1
Ellis Valentine, R (1, 9) OBP: 0.348, SLG: 0.521 Sam Mejias, R (7, PR) (7, 9) OBP: 0.255, SLG: 0.402		G5-4-3 1-2f		K			E1 2B 1-2 SF7		F6-3	3 1	0 1	0 0	0 0	0 0	1 0	3 0
Gary Carter, R (1, 2) OBP: 0.345, SLG: 0.502		F8			HR		F7		F7	4	1	1	1	0	0	2
Larry Parrish, R (1, 5) OBP: 0.319, SLG: 0.401			5-3		F6-3 1B		1-3 2-H 2B			3	0	2	1	0	0	0
Chris Speier, R (1, 6) OBP: 0.319, SLG: 0.333 Del Unser, L (7, PH) OBP: 0.332, SLG: 0.462 Pepe Frias, R (7, 6) OBP: 0.218, SLG: 0.236			FC1-6 1B		F6-3 1-2		SF7 3-H			2 0 0	0 0 0	1 0 0	0 1 0	0 0 0	0 0 0	1 0 0
Fred Holdsworth, R (1, 1) Will McEnaney, L (6, 1) Joe Kerrigan, R (6, 1) Jose Morales, R (7, PH) OBP: 0.229, SLG: 0.297 Bill Atkinson, L (7, 1) OBP: 0.200, SLG: 0.200 Dan Schatzeder, L (8, 1) Jackie Brown, R (8, 1) OBP: 0.145, SLG: 0.130			FC1-6 FC 1-2f		K		F7			2 0 0 1 0 0 0 0	0 0 0 0 0 0 0 0	0 0 0 0 0 0 0 0	0 0 0 0 0 0 0 0	1 0 0 0 0 0 0 0	0 0 0 0 0 0 0 0	1 0 0 2 0 0 0 0
Inning Stats	R: 0 E: 0 K: 0 S: 3 H: 0 LOB: 0 BB: 0 P: 3	R: 0 E: 0 K: 0 S: 3 H: 1 LOB: 0 BB: 0 P: 3	R: 0 E: 0 K: 0 S: 4 H: 1 LOB: 1 BB: 0 P: 4	R: 0 E: 0 K: 1 S: 6 H: 1 LOB: 1 BB: 0 P: 6	R: 1 E: 0 K: 1 S: 6 H: 2 LOB: 0 BB: 0 P: 6	R: 0 E: 0 K: 1 S: 5 H: 0 LOB: 0 BB: 0 P: 5	R: 2 E: 1 K: 0 S: 6 H: 2 LOB: 2 BB: 0 P: 6	R: 0 E: 0 K: 1 S: 5 H: 0 LOB: 0 BB: 0 P: 5	R: 0 E: 0 K: 0 S: 3 H: 0 LOB: 0 BB: 0 P: 3	1B: 4 2B: 2 3B: 0 HR: 1 SF: 1 SAC: 0 DP: 2 HBP: 0						

	AB	32
	R	3
	H	7
	RBI	3
	BB	0
	SO	4
	LOB	11

WP: 0 PB: 0 SB: 0 CS: 0 PA: 33

livebaseballscorecards.com

PITCHER		IP	WLS	BF	H	R	ER	SO	BB	IBB	HBP	BLK	WP	HR	S	P	ERA	WHIP
Jackson Todd, R ERA: 4.1	(1, 1)	6.1	W	25	7	3	1	3	0	0	0	0	0	1	31	31	1.42	1.105
Bob Apodaca, R ERA: 2.65	(7, 1)	2.2	S	8	0	0	0	1	0	0	0	0	0	0	10	10	0.00	0.000

PITCHER	IP	WLS	BF	H	R	ER	SO	BB	IBB	HBP	BLK	WP	HR	S	P	ERA	WHIP

Montreal Expos @ New York Mets

Shea Stadium, Flushing, NY

Tue Sep 06 1977, 3:33 AM EDT

Att. 4,702 - Unknown

BOTTOM

Batter	1	2	3	4	5	6	7	8	9	AB	R	H	RBI	BB	SO	LOB
Lenny Randle, S (1, 5) OBP: 0.380, SLG: 0.406	4-3			BB		BB		L9		2	2	0	0	2	0	0
Lee Mazzilli, S (1, 8) OBP: 0.333, SLG: 0.318	F9			3B 1-H		F7 1-2		WP 1B BB		3	2	1	1	1	0	1
Bruce Boisclair, L (1, 9) OBP: 0.368, SLG: 0.407	F7			K		1B 2-3		K 1-2		4	1	1	0	0	2	2
Steve Henderson, R (1, 7) OBP: 0.388, SLG: 0.521		K		SF7 BB		4-3 2-H 3-H	1B	S 2-H	1B	3	0	2	3	1	1	0
Ed Kranepool, L (1, 3) OBP: 0.332, SLG: 0.463		4-3		SF7 1-2 3-H		4-3 2-3		BB 1-2		2	0	0	1	1	0	1
John Stearns, R (1, 2) OBP: 0.375, SLG: 0.418		K		6-3		K		K		4	0	0	0	0	3	4
Joel Youngblood, R (1, 4) OBP: 0.283, SLG: 0.273			F8		F7		5-3			3	0	0	0	0	0	0
Doug Flynn, R (1, 6) OBP: 0.240, SLG: 0.263			F1-3		CS 1B		F1-3			3	0	1	0	0	0	0
Jackson Todd, R (1, 1) OBP: 0.143, SLG: 0.077 Bob Apodaca, R (7, 1) OBP: 0.167, SLG: 0.167			K		K 1-2		K			2 1	0 0	0 0	0 0	0 0	2 1	1 0
Inning Stats	R: 0 E: 0 K: 0 S: 3 H: 0 LOB: 0 BB: 0 P: 3	R: 0 E: 0 K: 2 S: 7 H: 0 LOB: 0 BB: 0 P: 7	R: 0 E: 0 K: 1 S: 5 H: 0 LOB: 0 BB: 0 P: 5	R: 2 E: 0 K: 1 S: 6 H: 1 LOB: 1 BB: 2 P: 14	R: 0 E: 0 K: 1 S: 5 H: 1 LOB: 1 BB: 0 P: 5	R: 2 E: 0 K: 1 S: 7 H: 2 LOB: 1 BB: 1 P: 11	R: 0 E: 0 K: 1 S: 5 H: 0 LOB: 0 BB: 0 P: 5	R: 1 E: 0 K: 2 S: 8 H: 1 LOB: 2 BB: 2 P: 16		1B: 3 2B: 2 3B: 1 HR: 0 SF: 1 SAC: 0 DP: 1 HBP: 0						

livebaseballscorecards.com

AB	27
R	5
H	5
RBI	5
BB	5
SO	9
LOB	9

WP: 1 PA: 33
PB: 0
SB: 2
CS: 1

PITCHER		IP	WLS	BF	H	R	ER	SO	BB	IBB	HBP	BLK	WP	HR	S	P	ERA	WHIP
Fred Holdsworth, R ERA: 4.35	(1, 1)	5.1	L	22	4	4	4	5	3	0	0	0	0	0	29	41	6.75	1.312
Will McEnaney, L ERA: 4.1	(6, 1)	0.1		1	0	0	0	0	0	0	0	0	0	0	1	1	0.00	0.000
Joe Kerrigan, R ERA: 3.2	(6, 1)	0.1		1	0	0	0	1	0	0	0	0	0	0	3	3	0.00	0.000
Bill Atkinson, R ERA: 3.57	(7, 1)	1.2		7	1	1	1	2	1	0	0	0	1	0	10	14	5.40	1.200
Dan Schatzeder, L ERA: 7.71	(8, 1)	0.0		1	0	0	0	0	1	0	0	0	0	0	0	4	∞	∞

PITCHER		IP	WLS	BF	H	R	ER	SO	BB	IBB	HBP	BLK	WP	HR	S	P	ERA	WHIP
Jackie Brown, R ERA: 4.51	(8, 1)	0.1		1	0	0	0	1	0	0	0	0	0	0	3	3	0.00	0.000

Batter	1	2	3	4	5	6	7	8	9	AB	R	H	RBI	BB	SO	LOB
Bake McBride, L (1, 9) OBP: 0.353, SLG: 0.525	G3		1-3		E9 1B 2-H 1B		L9	1-3		5	1	1	1	0	0	0
Larry Bowa, S (1, 6) OBP: 0.306, SLG: 0.331	F2		F6		CS 3-H 1B		1-3	1B		5	0	2	1	0	0	0
Mike Schmidt, R (1, 5) OBP: 0.392, SLG: 0.574	F6		1-3		2B 1-2 BB		1B 3B	F9		4	1	1	0	1	0	1
Greg Luzinski, R (1, 7) OBP: 0.388, SLG: 0.594 Tom Hutton, L (9, 3) OBP: 0.338, SLG: 0.350	F9			5-3	1-3 2B		HBP 1B IBB		F6	4 0	1 0	1 0	1 0	0 0	0 0	1 0
Jay Johnstone, L (1, 3) OBP: 0.358, SLG: 0.490 (9, 7)		G5-4-3 BB		HR	IBB		1B 1-2 HBP		E6	2	1	1	1	2	0	0
Garry Maddox, R (1, 8) OBP: 0.314, SLG: 0.429		G5-4-3 1-2f		CS BB	F9		BB 1-3 2-H 3-H 1B		K	4	0	1	2	1	1	5
Bob Boone, R (1, 2) OBP: 0.333, SLG: 0.429		1B 3B		F4 1-2		L7	1-2 BB		F2	4	1	1	0	1	0	2
Ted Sizemore, R (1, 4) OBP: 0.356, SLG: 0.370		3-H 1B			SH3-4 E 1B	F6-3	F5			4	1	2	1	0	0	3
Larry Christenson, R (1, 1) OBP: 0.200, SLG: 0.246		K			SH3-4 1-2	F3		K		3	0	0	0	0	2	1
Inning Stats	R: 0 E: 1 K: 0 S: 4 H: 0 LOB: 1 BB: 0 P: 4	R: 1 E: 0 K: 1 S: 6 H: 2 LOB: 1 BB: 1 P: 10	R: 0 E: 0 K: 0 S: 3 H: 0 LOB: 0 BB: 0 P: 3	R: 1 E: 0 K: 0 S: 3 H: 1 LOB: 0 BB: 1 P: 7	R: 2 E: 1 K: 0 S: 6 H: 4 LOB: 3 BB: 2 P: 14	R: 0 E: 0 K: 0 S: 3 H: 0 LOB: 0 BB: 0 P: 3	R: 2 E: 0 K: 0 S: 5 H: 2 LOB: 3 BB: 2 P: 14	R: 0 E: 0 K: 1 S: 6 H: 1 LOB: 1 BB: 0 P: 6	R: 0 E: 1 K: 1 S: 6 H: 0 LOB: 1 BB: 0 P: 6	1B: 6 2B: 1 3B: 2 HR: 1 SF: 0 SAC: 1 DP: 1 HBP: 1						

PITCHER		IP	WLS	BF	H	R	ER	SO	BB	IBB	HBP	BLK	WP	HR	S	P	ERA	WHIP
Pat Zachry, R ERA: 4.4	(1, 1)	6.0	L	27	7	4	4	1	3	1	0	0	0	1	25	41	6.00	1.667
Bob Myrick, L ERA: 4.05	(7, 1)	0.2		7	2	2	2	0	1	1	1	0	0	0	4	13	27.00	4.500
Rick Baldwin, R ERA: 4.7	(7, 1)	0.1		1	0	0	0	0	0	0	0	0	0	0	1	1	0.00	0.000
Skip Lockwood, R ERA: 3.16	(8, 1)	2.0		8	1	0	0	2	0	0	0	0	0	0	12	12	0.00	0.500

PITCHER	IP	WLS	BF	H	R	ER	SO	BB	IBB	HBP	BLK	WP	HR	S	P	ERA	WHIP

TOP

Philadelphia Phillies @ New York Mets

Shea Stadium, Flushing, NY

Wed Sep 07 1977, 7:05 PM EDT

Att. 7,783 - Unknown

livebaseballscorecards.com

AB	35
R	6
H	10
RBI	6
BB	6
SO	3
LOB	13

WP: 0 PA: 43
PB: 0
SB: 0
CS: 2

Batter	1	2	3	4	5	6	7	8	9	AB	R	H	RBI	BB	SO	LOB
Lenny Randle, S (1, 5) OBP: 0.376, SLG: 0.402	6-3		1-3			K		1-3		4	0	0	0	0	1	0
Lee Mazzilli, S (1, 8) OBP: 0.332, SLG: 0.324	HR			1-3		L3		F8		4	1	1	1	0	0	0
Bruce Boisclair, L (1, 9) OBP: 0.362, SLG: 0.401	F9			4-3			F8	G3		4	0	0	0	0	0	0
Steve Henderson, R (1, 7) OBP: 0.386, SLG: 0.515	6-3			BB			E5		5-3	3	1	0	0	1	0	0
Ed Kranepool, L (1, 3) OBP: 0.331, SLG: 0.459		F6		4-3			FC1		L7	4	0	1	0	0	0	1
John Stearns, R (1, 2) OBP: 0.372, SLG: 0.414		6-3			K		E5		F8	4	0	0	0	0	1	1
Joel Youngblood, R (1, 4) OBP: 0.277, SLG: 0.268		F2			5-3		F3			3	0	0	0	0	0	2
Doug Flynn, R (1, 6) OBP: 0.239, SLG: 0.261			F1-3		F6-3		BB			2	0	0	0	0	0	0
John Milner, L (7, PH) OBP: 0.355, SLG: 0.429										0	0	0	0	1	0	0
Leo Foster, R (8, 6) OBP: 0.294, SLG: 0.239										0	0	0	0	0	0	0
Pat Zachry, R (1, 1) OBP: 0.125, SLG: 0.109			K			F8	FC1			1	0	0	0	0	1	0
Ron Hodges, L (6, PH) OBP: 0.314, SLG: 0.323										1	0	0	0	0	0	0
Bob Myrick, R (7, 1) OBP: 0.167, SLG: 0.167										0	0	0	0	0	0	0
Rick Baldwin, L (7, 1) OBP: 0.500, SLG: 0.500										0	0	0	0	0	0	0
Mike Vail, R (7, PH) OBP: 0.312, SLG: 0.408										1	0	0	0	0	0	3
Skip Lockwood, R (8, 1) OBP: 0.143, SLG: 0.143										0	0	0	0	0	0	0
Inning Stats	R: 1 E: 0 K: 0 S: 4 H: 1 LOB: 0 BB: 0 P: 4	R: 0 E: 0 K: 0 S: 3 H: 0 LOB: 0 BB: 0 P: 3	R: 0 E: 0 K: 1 S: 5 H: 0 LOB: 0 BB: 0 P: 5	R: 0 E: 0 K: 0 S: 3 H: 0 LOB: 1 BB: 1 P: 7	R: 0 E: 0 K: 1 S: 5 H: 0 LOB: 0 BB: 0 P: 5	R: 0 E: 0 K: 1 S: 5 H: 0 LOB: 0 BB: 0 P: 5	R: 1 E: 3 K: 0 S: 6 H: 1 LOB: 3 BB: 1 P: 10	R: 0 E: 0 K: 0 S: 3 H: 0 LOB: 0 BB: 0 P: 3	R: 0 E: 0 K: 0 S: 3 H: 0 LOB: 0 BB: 0 P: 3	1B: 1 2B: 0 3B: 0 HR: 1	SF: 0 SAC: 0 DP: 0 HBP: 0						

PITCHER	IP	WLS	BF	H	R	ER	SO	BB	IBB	HBP	BLK	WP	HR	S	P	ERA	WHIP
Larry Christenson, R (1, 1) ERA: 4.37	9.0	W	33	2	2	1	3	2	0	0	0	0	1	37	45	1.00	0.444

PITCHER	IP	WLS	BF	H	R	ER	SO	BB	IBB	HBP	BLK	WP	HR	S	P	ERA	WHIP

BOTTOM

Philadelphia Phillies @ New York Mets

Shea Stadium, Flushing, NY

Wed Sep 07 1977, 7:05 PM EDT

Att. 7,783 - Unknown

livebaseballscorecards.com

AB	31
R	2
H	2
RBI	1
BB	2
SO	3
LOB	7

1B: 1 SF: 0
2B: 0 SAC: 0
3B: 0 DP: 0
HR: 1 HBP: 0

WP: 0 PA: 33
PB: 0
SB: 0
CS: 0

Batter	1	2	3	4	5	6	7	8	9	AB	R	H	RBI	BB	SO	LOB
Bake McBride, L (1, 9) OBP: 0.357, SLG: 0.533	5-3		BB		F7		HR	FC4-6 HBP	G1-2-3 3-Hf	3	1	1	1	1	0	2
Barry Foote, R (8, 2) OBP: 0.303, SLG: 0.449										1	0	0	0	0	0	3
Larry Bowa, S (1, 6) OBP: 0.305, SLG: 0.330	F7		F9			BB 1B	F9	FC4-6 1-2f WP		5	1	1	0	0	0	3
Mike Schmidt, R (1, 5) OBP: 0.393, SLG: 0.579	F3			F6-3 BB		1B 1-2 FC4-6 BB	HR	F8 1-2		3	2	1	1	2	0	1
Greg Luzinski, R (1, 7) OBP: 0.388, SLG: 0.592		K		F7		FC4-6 1-3 2-H 1B	HR 1B	K		5	1	2	1	0	2	2
Jay Johnstone, L (1, 3) OBP: 0.358, SLG: 0.498 (8, 9)		F8		F6-3 1-2		P4	HR 1-H		1B 1B	5	2	2	2	0	0	3
Garry Maddox, R (1, 8) OBP: 0.313, SLG: 0.427		L9			F5	FC4-6 S 1-2f 1B 3-H	F7		E 1B 1-3 G1-2-3 1B	5	1	1	1	0	0	1
Bob Boone, R (1, 2) OBP: 0.340, SLG: 0.431			S 1B		2B BB	1B 1-2 BB	1B BB		E9 1-3 3-H 1B	1	0	1	0	3	0	0
Tom Hutton, L (8, 3) OBP: 0.347, SLG: 0.361										1	0	1	1	0	0	0
Ted Sizemore, R (1, 4) OBP: 0.358, SLG: 0.375			L9 1-2		1-3 2B	1-3 2-H 1B	1-2 1B		F9	5	0	3	1	0	0	3
Jim Kaat, L (1, 1) OBP: 0.231, SLG: 0.260			F7		F3	F9	4-3		BB	2	0	0	0	0	0	3
Gene Garber, R (5, 1)										0	0	0	0	0	0	0
Richie Hebner, L (6, PH) OBP: 0.382, SLG: 0.482										1	0	0	0	0	0	2
Tug McGraw, R (6, 1) OBP: 0.400, SLG: 0.333										1	0	0	0	1	0	2
Inning Stats	R: 0 E: 0 K: 0 S: 3 H: 0 LOB: 0 BB: 0 P: 3	R: 0 E: 0 K: 1 S: 5 H: 0 LOB: 0 BB: 0 P: 5	R: 0 E: 0 K: 0 S: 4 H: 1 LOB: 2 BB: 1 P: 8	R: 0 E: 0 K: 0 S: 2 H: 0 LOB: 0 BB: 1 P: 6	R: 0 E: 0 K: 0 S: 4 H: 1 LOB: 2 BB: 1 P: 8	R: 3 E: 0 K: 0 S: 6 H: 3 LOB: 2 BB: 2 P: 14	R: 4 E: 0 K: 0 S: 8 H: 5 LOB: 2 BB: 1 P: 12	R: 0 E: 0 K: 1 S: 5 H: 0 LOB: 1 BB: 0 P: 6	R: 1 E: 1 K: 0 S: 5 H: 3 LOB: 2 BB: 1 P: 9	1B: 9 2B: 1 3B: 0 HR: 3 SF: 0 SAC: 0 DP: 2 HBP: 1	WP: 1 PB: 0 SB: 2 CS: 0 PA: 46					

PITCHER	IP	WLS	BF	H	R	ER	SO	BB	IBB	HBP	BLK	WP	HR	S	P	ERA	WHIP
Nino Espinosa, R (1, 1) ERA: 3.76	6.0	L	27	5	3	3	1	5	0	0	0	0	0	24	44	4.50	1.667
Bob Apodaca, R (7, 1) ERA: 3.09	0.2		7	4	4	4	0	1	0	0	0	0	3	6	10	54.00	7.500
Rick Baldwin, R (7, 1) ERA: 4.66	2.1		12	4	1	1	1	1	0	1	0	1	0	12	17	3.86	2.143

PITCHER	IP	WLS	BF	H	R	ER	SO	BB	IBB	HBP	BLK	WP	HR	S	P	ERA	WHIP

TOP

Philadelphia Phillies @ New York Mets

Shea Stadium, Flushing, NY

Thu Sep 08 1977, 3:33 AM EDT

Att. 3,186 - Unknown

livebaseballscorecards.com

AB	38
R	8
H	13
RBI	8
BB	7
SO	2
LOB	25

Philadelphia Phillies @ New York Mets

Shea Stadium, Flushing, NY

Thu Sep 08 1977, 3:33 AM EDT

Att. 3,186 - Unknown

BOTTOM

Batter	1	2	3	4	5	6	7	8	9	AB	R	H	RBI	BB	SO	LOB
Lenny Randle, S (1, 5) OBP: 0.375, SLG: 0.400	S S S 0-3 ① K		S S S 0-3 ① K		B B B B 4-0 BB 1B BB		x 0-0 ① 6-3			3	1	0	0	1	2	1
Lee Mazzilli, S (1, 8) OBP: 0.331, SLG: 0.322	x 0-0 ② 1-3		x 0-0 ② F7		B B B B 4-0 K 1B 1-2 BB		x 0-0 ② 1-3			3	0	0	0	1	0	1
Steve Henderson, R (1, 7) OBP: 0.381, SLG: 0.507 Leo Foster, R (8, 4) OBP: 0.294, SLG: 0.239	x 0-0 ③ F9		x 0-0 ③ F9		S S S 0-3 ① K		S S S 0-3 ③ K			4 0	0 0	0 0	0 0	0 0	2 0	3 0
Mike Vail, R (1, 9) OBP: 0.314, SLG: 0.407		x 0-0 ① F9		B B B B 4-0 1B 1B BB	x 0-0 1-2 2-H 1B			x 0-0 ① P4		3	1	1	1	1	0	0
John Stearns, R (1, 2) OBP: 0.368, SLG: 0.409		x 0-0 ② 5-3		x 0-0 ① P4	S S S 0-3 ② ③ K 2-3			x 0-0 ② 5-3		4	0	0	0	0	1	3
Luis Rosado, R (1, 3)		x 0-0 E5 FC5 BB		x 0-0 ② F9		x 0-0 ① 5-3		x 0-0 ③ 4-3		4	0	0	0	0	0	1
Joel Youngblood, R (1, 4) OBP: 0.283, SLG: 0.269 (8, 7)	B B B B 4-0 1-2 BB		x 0-0 1B 1-2 1B		S S S 0-3 ② K			x 0-0 ① 5-3		3	0	1	0	1	1	0
Doug Flynn, R (1, 6) OBP: 0.243, SLG: 0.262	x 0-0 ③ FC5 2-3f		x 0-0 1-3 2-H 1B		B B B B 4-0 BB			x 0-0 ② F9		3	0	1	1	1	0	2
Nino Espinosa, R (1, 1) OBP: 0.157, SLG: 0.125 John Milner, L (6, PH) OBP: 0.354, SLG: 0.428 Bob Apodaca, R (7, 1) OBP: 0.167, SLG: 0.167 Rick Baldwin, L (7, 1) OBP: 0.500, SLG: 0.500 Bruce Boisclair, L (9, PH) OBP: 0.361, SLG: 0.399			x 0-0 1B	x 0-0 ③ L4		x 0-0 ③ G3			x 0-0 ③ 4-3	2 1 0 0 1	0 0 0 0 0	1 0 0 0 0	0 0 0 0 0	0 0 0 0 0	0 0 0 0 0	2 1 0 0 0
Inning Stats	R: 0 E: 0 K: 1 S: 5 H: 0 LOB: 0 BB: 0 P: 5	R: 0 E: 1 K: 0 S: 4 H: 0 LOB: 2 BB: 1 P: 8	R: 0 E: 0 K: 1 S: 6 H: 1 LOB: 1 BB: 0 P: 6	R: 1 E: 0 K: 0 S: 5 H: 2 LOB: 2 BB: 1 P: 9	R: 1 E: 0 K: 2 S: 7 H: 1 LOB: 1 BB: 2 P: 15	R: 0 E: 0 K: 1 S: 5 H: 0 LOB: 1 BB: 1 P: 9	R: 0 E: 0 K: 1 S: 5 H: 0 LOB: 0 BB: 0 P: 5	R: 0 E: 0 K: 0 S: 3 H: 0 LOB: 0 BB: 0 P: 3	R: 0 E: 0 K: 0 S: 3 H: 0 LOB: 0 BB: 0 P: 3	1B: 4 2B: 0 3B: 0 HR: 0	SF: 0 SAC: 0 DP: 0 HBP: 0			WP: 0 PB: 0 SB: 0 CS: 0	PA: 36		

livebaseballscorecards.com

	AB	31
	R	2
	H	4
	RBI	2
	BB	5
	SO	6
	LOB	14

PITCHER		IP	WLS	BF	H	R	ER	SO	BB	IBB	HBP	BLK	WP	HR	S	P	ERA	WHIP
Jim Kaat, L ERA: 5.13	(1, 1)	4.1		22	4	2	2	3	4	0	0	0	0	0	24	40	4.15	1.846
Gene Garber, R ERA: 2.61	(5, 1)	0.2	W	1	0	0	0	1	0	0	0	0	0	0	3	3	0.00	0.000
Tug McGraw, L ERA: 2.45	(6, 1)	4.0	S	13	0	0	0	2	1	0	0	0	0	0	16	20	0.00	0.250

PITCHER	IP	WLS	BF	H	R	ER	SO	BB	IBB	HBP	BLK	WP	HR	S	P	ERA	WHIP

Batter	1	2	3	4	5	6	7	8	9	AB	R	H	RBI	BB	SO	LOB
Lenny Randle, S (1, 5) OBP: 0.374, SLG: 0.397	6-3	1B 2B 1B 1-2	K			1-3		F8		5	1	1	0	0	1	1
Lee Mazzilli, S (1, 8) OBP: 0.336, SLG: 0.326	S 1B 1B	2B 1B 1-3 2-H		F5		3B 1B		1B BB		4	2	3	1	1	0	0
Bruce Boisclair, L (1, 9) OBP: 0.369, SLG: 0.419	K	2B 1-3 3-H		G5-4-3 1B		WP 3B 1-H		1B 1-3		5	1	4	2	0	1	1
Steve Henderson, R (1, 7) OBP: 0.381, SLG: 0.507	1B E BB 1-2	K		G5-4-3 1-2f		K 3-H			2B	4	2	1	0	1	2	3
Ed Kranepool, L (1, 3) OBP: 0.337, SLG: 0.462 Skip Lockwood, R (6, 1) OBP: 0.143, SLG: 0.143 Ron Hodges, L (9, PH) OBP: 0.311, SLG: 0.320 Bud Harrelson, S (9, 6) OBP: 0.257, SLG: 0.233	E 1B 1-3 2-H	FC6-4 IBB			1B G6-4-3 1B	4-3			K	3 0 1 0	1 0 0 0	2 0 0 0	1 0 0 0	1 0 1 0	0 0 1 0	0 0 1 0
John Stearns, R (1, 2) OBP: 0.369, SLG: 0.412	E1 1-2 3-H	FC6-4 1-2f			G6-4-3 1B 1-3		F7		4-3 2B 2-H	5	0	2	1	0	0	4
Joel Youngblood, R (1, 4) OBP: 0.274, SLG: 0.260	K		K		G6-4-3 1-2f 3-H		5-3		4-3 2-3	5	0	0	0	0	2	4
Doug Flynn, R (1, 6) OBP: 0.243, SLG: 0.259 Mike Vail, R (9, PH) OBP: 0.313, SLG: 0.405 Bob Apodaca, R (9, 1) OBP: 0.167, SLG: 0.167		F4-3	F3		BB		F8		5-3	3 1 0	0 0 0	0 0 0	0 0 0	1 0 0	0 0 0	0 1 0
Craig Swan, R (1, 1) OBP: 0.159, SLG: 0.159 Paul Siebert, L (6, 1) John Milner, L (6, 3) OBP: 0.353, SLG: 0.427		1B 1B 1B	1B		5-3			F9		3 0 1	1 0 0	2 0 0	0 0 0	0 0 0	0 0 0	1 0 0
Inning Stats	R: 2 E: 1 K: 2 S: 18 H: 2 LOB: 2 BB: 1 P: 23	R: 2 E: 0 K: 1 S: 9 H: 4 LOB: 3 BB: 1 P: 13	R: 0 E: 0 K: 2 S: 9 H: 1 LOB: 1 BB: 0 P: 10	R: 0 E: 0 K: 0 S: 3 H: 1 LOB: 0 BB: 0 P: 3	R: 1 E: 0 K: 0 S: 7 H: 2 LOB: 1 BB: 1 P: 11	R: 2 E: 0 K: 1 S: 7 H: 2 LOB: 0 BB: 0 P: 7	R: 0 E: 0 K: 0 S: 3 H: 0 LOB: 0 BB: 0 P: 3	R: 0 E: 0 K: 0 S: 3 H: 1 LOB: 2 BB: 1 P: 7	R: 1 E: 0 K: 1 S: 10 H: 2 LOB: 1 BB: 0 P: 11	1B: 11 2B: 3 3B: 1 HR: 0 SF: 0 SAC: 0 DP: 2 HBP: 0						

PITCHER		IP	WLS	BF	H	R	ER	SO	BB	IBB	HBP	BLK	WP	HR	S	P	ERA	WHIP
Mike Krukow, R ERA: 4.77	(1, 1)	1.1		11	5	4	3	2	1	0	0	0	0	0	22	27	20.25	4.500
Dennis Lamp, R ERA: 4.73	(2, 1)	3.2		16	5	1	1	3	1	1	0	0	0	0	24	33	2.46	1.636
Dave Giusti, R ERA: 3.27	(6, 1)	3.0		13	4	3	3	1	1	0	0	0	1	0	14	18	9.00	1.667
Bruce Sutter, R ERA: 1.14	(9, 1)	1.0	W	4	1	0	0	1	0	0	0	0	0	0	9	10	0.00	1.000

PITCHER	IP	WLS	BF	H	R	ER	SO	BB	IBB	HBP	BLK	WP	HR	S	P	ERA	WHIP

TOP

New York Mets @ Chicago Cubs

Wrigley Field, Chicago, IL

Fri Sep 09 1977, 3:33 AM CDT

Att. 3,983 - Unknown - 77 F

livebaseballscorecards.com

AB	40
R	8
H	15
RBI	5
BB	4
SO	7
LOB	16

WP: 1 PA: 44
PB: 0
SB: 1
CS: 0

Batter	1	2	3	4	5	6	7	8	9	AB	R	H	RBI	BB	SO	LOB
Ivan De Jesus, R (1, 6) OBP: 0.327, SLG: 0.343	F6-4-3 1B		FC5-4 BB	2B		1B 2B	K			4	1	3	0	1	1	0
Larry Biittner, L (1, 7) OBP: 0.339, SLG: 0.416	F6-4-3 1-2		FC5-4 BB 1-2f 1B	F5		P4 1B 2-H 1B		F6-3		5	2	1	1	0	0	3
Bill Buckner, L (1, 3) OBP: 0.332, SLG: 0.459	BB		E 1B BB 1-2	F5		P4 1-2 1B		2B		3	2	2	0	2	0	1
Bobby Murcer, L (1, 9) OBP: 0.368, SLG: 0.467	P5		K		F9	P4 1-2 2-3		IBB		4	0	0	0	1	1	5
Steve Ontiveros, S (1, 5) OBP: 0.389, SLG: 0.434		4-3	E7 HR 1-H 2-H 1B		1B BB	FC4-6 2-H 3-H 1B		F8		4	2	2	3	1	0	2
Greg Gross, L (1, 8) OBP: 0.386, SLG: 0.450		1B 1B	2-H HR		L7	FC4-6 1-2f		F7		5	1	2	2	0	0	4
Manny Trillo, R (1, 4) OBP: 0.340, SLG: 0.381		F8	BB		1B 1-3 1B	K			SH5-4 HR BB	3	1	1	0	2	1	2
George Mitterwald, R (1, 2) OBP: 0.298, SLG: 0.380		1B	1-3		1B 1-2 3-H		F2-6-3 BB		SH5-4 1-2	3	0	2	1	1	0	1
Mike Krukow, R (1, 1) OBP: 0.208, SLG: 0.213 Dennis Lamp, R (2, 1) OBP: 0.500, SLG: 0.500 Jose Cardenal, R (5, PH) OBP: 0.338, SLG: 0.359 Dave Giusti, R (6, 1) Bruce Sutter, R (9, 1) OBP: 0.200, SLG: 0.111 Gene Clines, R (9, PH) OBP: 0.367, SLG: 0.421		1-3	K		1-3		F2-6-3 1-2		HR 2-H	0 2 1 1 0 1	0 0 0 0 0 1	0 0 0 0 0 0	0 0 0 0 0 0	0 1 0 0 0 0	0 0 0 0 0 0	0 2 2 1 0 1
Inning Stats	R: 0 H: 1 E: 0 LOB: 1 K: 0 BB: 1 S: 3 P: 7	R: 0 H: 2 E: 0 LOB: 2 K: 0 BB: 0 S: 12 P: 16	R: 4 H: 2 E: 1 LOB: 1 K: 1 BB: 3 S: 8 P: 22	R: 0 H: 1 E: 0 LOB: 1 K: 1 BB: 0 S: 6 P: 6	R: 1 H: 2 E: 0 LOB: 2 K: 0 BB: 1 S: 12 P: 19	R: 3 H: 4 E: 0 LOB: 1 K: 1 BB: 0 S: 9 P: 9	R: 0 H: 0 E: 0 LOB: 0 K: 1 BB: 1 S: 7 P: 11	R: 0 H: 1 E: 0 LOB: 2 K: 0 BB: 1 S: 4 P: 8	R: 2 H: 1 E: 0 LOB: 0 K: 0 BB: 1 S: 5 P: 10	1B: 9 2B: 3 3B: 0 HR: 2	SF: 0 SAC: 1 DP: 2 HBP: 0					

PITCHER		IP	WLS	BF	H	R	ER	SO	BB	IBB	HBP	BLK	WP	HR	S	P	ERA	WHIP
Craig Swan, R ERA: 4.31	(1, 1)	5.0		29	10	7	7	2	5	0	0	0	0	1	43	72	12.60	3.000
Paul Siebert, L ERA: 3.38	(6, 1)	0.1		2	1	0	0	0	0	0	0	0	0	0	2	2	0.00	3.000
Skip Lockwood, R ERA: 3.07	(6, 1)	2.2		11	2	1	1	2	1	1	0	0	0	0	16	24	3.38	1.125
Bob Apodaca, R ERA: 3.3	(9, 1)	0.1	L	3	1	2	2	0	1	0	0	0	0	1	5	10	54.00	6.000

PITCHER	IP	WLS	BF	H	R	ER	SO	BB	IBB	HBP	BLK	WP	HR	S	P	ERA	WHIP

BOTTOM

New York Mets @ Chicago Cubs

Wrigley Field, Chicago, IL

Fri Sep 09 1977, 3:33 AM CDT

Att. 3,983 - Unknown - 77 F

livebaseballscorecards.com

AB	36
R	10
H	14
RBI	9
BB	8
SO	4
LOB	23

WP: 0 PA: 45
PB: 0
SB: 0
CS: 0

Batter	1	2	3	4	5	6	7	8	9	AB	R	H	RBI	BB	SO	LOB
Lenny Randle, S (1, 5) OBP: 0.376, SLG: 0.400	L9		F8 1B		5-3		BB 1B 1-2		SH 2B 1B	5	1	3	0	0	0	0
Lee Mazzilli, S (1, 8) OBP: 0.337, SLG: 0.325	BBBB 1B 1B BB		F8		SSS K		BBB FC6-4 BB 1-2 2-3		SH 2B SF8 1-3	2	2	0	0	2	1	1
Bruce Boisclair, L (1, 9) OBP: 0.368, SLG: 0.418 Mike Vail, R (7, PH) OBP: 0.312, SLG: 0.404 Skip Lockwood, R (7, 1) OBP: 0.143, SLG: 0.143 Joel Youngblood, R (9, PH) OBP: 0.279, SLG: 0.272 (9, 9)	1B 1B 1-3		F8 1-2			3-1	FC6-4 1-2f		2B 2B 2-3 3-H	3 1 0 1	0 0 0 1	1 0 0 1	0 0 0 1	0 0 0 0	0 0 0 0	1 3 0 0
Steve Henderson, R (1, 7) OBP: 0.379, SLG: 0.504	FC6-4 1B 1-2 3-H		SSS K			5-3		SSS K	SF8 3-H	4	0	1	2	0	2	1
John Milner, L (1, 3) OBP: 0.358, SLG: 0.429	F7			S 1B		FC6-4 1B		BBBSSSFFB 1B BB	2B IBB I I I	3	2	2	0	2	0	2
John Stearns, R (1, 2) OBP: 0.369, SLG: 0.414	FC6-4 1-2f			BBSSSFX L4		FC6-4 1-2f		1B 1B 1-2	1B 2B 1-H 2-H	5	1	2	2	0	0	4
Leo Foster, R (1, 4) OBP: 0.286, SLG: 0.235		5-3		SSS K			5-3	BBSSSFFC 1B 1-2 2-H	K	5	0	1	1	0	2	2
Doug Flynn, R (1, 6) OBP: 0.244, SLG: 0.260 Ron Hodges, L (8, PH) OBP: 0.308, SLG: 0.317 Bud Harrelson, S (8, 6) OBP: 0.260, SLG: 0.236		SSS K		F5-3 1-2			BB 1B 1B	F7	1B 2-H	3 1 1	0 0 0	1 0 1	0 0 1	0 0 0	1 0 0	1 2 0
Jerry Koosman, R (1, 1) OBP: 0.125, SLG: 0.157 Ed Kranepool, L (7, PH) OBP: 0.333, SLG: 0.457 (7, 9) Bob Apodaca, R (9, 1) OBP: 0.167, SLG: 0.167		4-3			6-3		F7	P8	F9	2 3 0	0 0 0	0 0 0	0 0 0	0 0 0	0 0 0	0 4 0
Inning Stats	R: 1 E: 0 K: 0 S: 5 H: 2 LOB: 2 BB: 1 P: 9	R: 0 E: 0 K: 1 S: 5 H: 0 LOB: 0 BB: 0 P: 5	R: 0 E: 0 K: 1 S: 6 H: 1 LOB: 1 BB: 0 P: 6	R: 0 E: 0 K: 1 S: 9 H: 1 LOB: 1 BB: 0 P: 11	R: 0 E: 0 K: 1 S: 5 H: 0 LOB: 0 BB: 0 P: 5	R: 0 E: 0 K: 0 S: 4 H: 1 LOB: 1 BB: 0 P: 4	R: 0 E: 0 K: 0 S: 5 H: 2 LOB: 3 BB: 1 P: 9	R: 1 E: 0 K: 1 S: 11 H: 2 LOB: 2 BB: 1 P: 15	R: 5 E: 1 K: 1 S: 12 H: 4 LOB: 1 BB: 1 P: 18	1B: 11 2B: 2 3B: 0 HR: 0 SF: 1 SAC: 1 DP: 0 HBP: 0						

PITCHER		IP	WLS	BF	H	R	ER	SO	BB	IBB	HBP	BLK	WP	HR	S	P	ERA	WHIP
Bill Bonham, R ERA: 4.36	(1, 1)	6.2		29	7	1	1	4	2	0	0	0	0	0	38	48	1.35	1.350
Willie Hernandez, L ERA: 3.08	(7, 1)	0.2		4	1	1	1	1	1	0	0	0	0	0	9	13	13.50	3.000
Paul Reuschel, R ERA: 3.9	(8, 1)	0.2		3	1	0	0	0	0	0	0	0	0	0	3	3	0.00	1.500
Donnie Moore, R ERA: 4.79	(9, 1)	0.1	L	6	3	5	5	0	0	1	0	0	0	0	5	9	135.00	9.000
Dave Giusti, R ERA: 3.24	(9, 1)	0.2		3	1	0	0	1	0	0	0	0	0	0	7	9	0.00	1.500

PITCHER	IP	WLS	BF	H	R	ER	SO	BB	IBB	HBP	BLK	WP	HR	S	P	ERA	WHIP

TOP

New York Mets @ Chicago Cubs

Wrigley Field, Chicago, IL

Sat Sep 10 1977, 3:33 AM CDT

Att. 16,256 - Sunny - 64 F

livebaseballscorecards.com

AB	39
R	7
H	13
RBI	7
BB	4
SO	6
LOB	21

WP: 0 PB: 0 SB: 1 CS: 0 PA: 45

Batter	1	2	3	4	5	6	7	8	9	AB	R	H	RBI	BB	SO	LOB
Ivan De Jesus, R (1, 6) OBP: 0.327, SLG: 0.343	S S S 0-3 K ①		S S S 0-3 K ②		X 0-0 E S 1B		X 0-0 1-3 FC5-2 1B		X 0-0 6-3 ③	5	0	2	0	0	2	1
Jose Cardenal, R (1, 7) OBP: 0.336, SLG: 0.356	B B B S S F F S 3-3 K ②		X 0-0 1-2 1B		B B S S F S 2-3 K ① 1-3		X 0-0 FC5-2 ② 1-2 3-H			4	0	1	0	0	2	3
Bill Buckner, L (1, 3) OBP: 0.329, SLG: 0.454	X 0-0 F9 ③		X 0-0 4-3 ③		X 0-0 G3 ②		X 0-0 F7 ③			4	0	0	0	0	0	5
Jerry Morales, R (1, 8) OBP: 0.348, SLG: 0.445		S S S 0-3 K ①		X 0-0 F8 ①	X 0-0 F9 ③			B B B S S F F F 3-2 X L7 ①		4	0	0	0	0	1	1
Steve Ontiveros, S (1, 5) OBP: 0.388, SLG: 0.433		B B S S F X 2-2 F6-3 ②		X 0-0 FC6-4 1B		X 0-0 F8 ①		X 0-0 4-3 ②		4	0	1	0	0	0	0
Gene Clines, R (1, 9) OBP: 0.367, SLG: 0.425 Willie Hernandez, L (7, 1) OBP: 0.067, SLG: 0.067 Paul Reuschel, R (8, 1) Dave Rosello, R (8, PH) OBP: 0.318, SLG: 0.320 Donnie Moore, L (9, 1) OBP: 0.333, SLG: 0.500 Dave Giusti, R (9, 1)	X 0-0 PB 2B		X 0-0 FC6-4 BLK 1-2f E ②			X 0-0 L8 ②		X 0-0 1B		3 0 0 1 0 0	1 0 0 0 0 0	1 0 0 1 0 0	0 0 0 0 0 0	0 0 0 0 0 0	0 0 0 0 0 0	1 0 0 0 0 0
Manny Trillo, R (1, 4) OBP: 0.339, SLG: 0.380	B B B S S F F F X 3-2 L7 ③ 2-3		B B S S F X 2-2 E4 1B 1-H 1B			X 0-0 5-3 ③		X 0-0 F8 ③		4	1	1	0	0	0	2
George Mitterwald, R (1, 2) OBP: 0.298, SLG: 0.379 Larry Biittner, L (9, PH) OBP: 0.338, SLG: 0.415		X 0-0 F8 ①	X 0-0 FC5-4 2-H 1B				S S S 0-3 K ①		X 0-0 4-3 ①	3 1	0 0	1 0	1 0	0 0	1 0	0 0
Bill Bonham, R (1, 1) OBP: 0.254, SLG: 0.276 Greg Gross, L (7, 9) OBP: 0.387, SLG: 0.451		X 0-0 1B 1B	X 0-0 FC5-4 ③ 1-2f				B B S S F F X 2-2 1B FC5-2 1B		X 0-0 6-3 ②	2 2	0 0	1 1	0 0	0 0	0 0	1 0
Inning Stats	R: 0 E: 0 K: 2 S: 9 H: 0 LOB: 0 BB: 0 P: 12	R: 0 E: 0 K: 1 S: 14 H: 1 LOB: 1 BB: 0 P: 19	R: 0 E: 0 K: 1 S: 7 H: 2 LOB: 2 BB: 0 P: 7	R: 2 E: 1 K: 0 S: 9 H: 3 LOB: 1 BB: 0 P: 11	R: 0 E: 0 K: 1 S: 7 H: 1 LOB: 1 BB: 0 P: 9	R: 0 E: 0 K: 0 S: 3 H: 0 LOB: 0 BB: 0 P: 3	R: 0 E: 0 K: 1 S: 11 H: 2 LOB: 2 BB: 0 P: 13	R: 0 E: 0 K: 0 S: 10 H: 1 LOB: 1 BB: 0 P: 13	R: 0 E: 0 K: 0 S: 3 H: 0 LOB: 0 BB: 0 P: 3	1B: 9 2B: 1 3B: 0 HR: 0	SF: 0 SAC: 0 DP: 0 HBP: 0					

PITCHER		IP	WLS	BF	H	R	ER	SO	BB	IBB	HBP	BLK	WP	HR	S	P	ERA	WHIP
Jerry Koosman, L ERA: 3.46	(1, 1)	6.0		25	7	2	1	5	0	0	0	1	0	0	49	61	1.50	1.167
Skip Lockwood, R ERA: 3.01	(7, 1)	2.0	W	9	3	0	0	1	0	0	0	0	0	0	21	26	0.00	1.500
Bob Apodaca, R ERA: 3.26	(9, 1)	1.0		3	0	0	0	0	0	0	0	0	0	0	3	3	0.00	0.000

PITCHER	IP	WLS	BF	H	R	ER	SO	BB	IBB	HBP	BLK	WP	HR	S	P	ERA	WHIP

BOTTOM

New York Mets @ Chicago Cubs

Wrigley Field, Chicago, IL

Sat Sep 10 1977, 3:33 AM CDT

Att. 16,256 - Sunny - 64 F

livebaseballscorecards.com

AB	37
R	2
H	10
RBI	1
BB	0
SO	6
LOB	14

1B: 9 SF: 0
2B: 1 SAC: 0
3B: 0 DP: 0
HR: 0 HBP: 0

WP: 0 PA: 37
PB: 1
SB: 1
CS: 0

Batter	1	2	3	4	5	6	7	8	9	AB	R	H	RBI	BB	SO	LOB
Lenny Randle, S (1, 5) OBP: 0.379, SLG: 0.399	4-3		BB CS		4-3 1-2 2B 1B	4-3		HBP	BB 1-2 2-3	3	1	1	0	2	0	0
Lee Mazzilli, S (1, 8) OBP: 0.339, SLG: 0.328	6-4-3 1B		3-1 1-2 2B		4-3 1-2 2-3	BB		G3	K	5	0	2	0	1	1	6
Bruce Boisclair, L (1, 9) OBP: 0.369, SLG: 0.421	6-4-3 1-2		3-1 2-3		3-1 2-H 3-H 2B	K			G3 HBP 2B 1B	5	2	2	2	0	1	3
Ed Kranepool, L (1, 7) OBP: 0.330, SLG: 0.451 Steve Henderson, R (7, PH) OBP: 0.379, SLG: 0.502 (7, 7)	G3		1-3		3-1 2-3		K		G3 1-2 2B HBP	3 1	0 1	0 0	0 0	0 0	0 1	3 0
John Milner, L (1, 3) OBP: 0.361, SLG: 0.433		F8		BB	1B 3-H 2B		FC6-4 BLK 1B		G3 1-2 2-3	4	1	2	1	1	0	2
John Stearns, R (1, 2) OBP: 0.371, SLG: 0.414		1B E6 1B		B2	1B BB		FC6-4 1-3		2B FC4-2 IBB	3	0	1	0	2	0	2
Joel Youngblood, R (1, 4) OBP: 0.288, SLG: 0.288		E6 1-2 1B		F8	FC4-6 1-3 2-H 1B		G3		FC4-2 1-3 2-H 3-H 1B 2B	5	1	3	3	0	0	2
Doug Flynn, R (1, 6) OBP: 0.239, SLG: 0.255	F4		F1-3		FC4-6 1-2f			F6-3	FC4-2 BB 2-3 3-H 1B	5	0	0	0	0	0	7
Jackson Todd, R (1, 1) OBP: 0.133, SLG: 0.071 Bobby Valentine, R (5, PH) OBP: 0.220, SLG: 0.220 Bob Myrick, R (5, 1) OBP: 0.125, SLG: 0.125 Skip Lockwood, R (8, 1) OBP: 0.200, SLG: 0.200		E6 1-2 2-H			4-3 1B 2B 1B	L9		1-3	BB 1-2 3-H 1B	1 1 2 1	0 1 0 0	0 1 0 1	0 0 0 1	0 0 0 0	0 0 0 0	2 0 0 0
Inning Stats	R: 0 E: 0 K: 0 S: 4 H: 1 LOB: 1 BB: 0 P: 4	R: 0 E: 1 K: 0 S: 5 H: 2 LOB: 2 BB: 0 P: 5	R: 0 E: 0 K: 0 S: 3 H: 1 LOB: 1 BB: 1 P: 7	R: 0 E: 0 K: 0 S: 3 H: 0 LOB: 1 BB: 1 P: 7	R: 4 E: 0 K: 0 S: 8 H: 5 LOB: 2 BB: 1 P: 12	R: 0 E: 0 K: 1 S: 14 H: 0 LOB: 1 BB: 1 P: 23	R: 0 E: 0 K: 1 S: 6 H: 1 LOB: 1 BB: 0 P: 6	R: 0 E: 0 K: 0 S: 3 H: 0 LOB: 1 BB: 0 P: 4	R: 3 E: 0 K: 1 S: 11 H: 3 LOB: 3 BB: 2 P: 22	1B: 9 2B: 4 3B: 0 HR: 0 SF: 0 SAC: 0 DP: 0 HBP: 2						

PITCHER		IP	WLS	BF	H	R	ER	SO	BB	IBB	HBP	BLK	WP	HR	S	P	ERA	WHIP
Rick Reuschel, R ERA: 2.76	(1, 1)	4.2	L	25	9	4	4	0	3	0	0	0	0	0	22	34	7.71	2.571
Pete Broberg, R ERA: 4.36	(5, 1)	1.0		4	0	0	0	0	1	0	0	0	0	0	10	17	0.00	1.000
Willie Hernandez, L ERA: 3.04	(6, 1)	1.1		5	1	0	0	2	0	0	0	1	0	0	11	13	0.00	0.750
Dennis Lamp, R ERA: 6.14	(8, 1)	1.1		9	2	3	3	0	0	1	2	0	0	0	9	17	20.25	1.500
Paul Reuschel, R ERA: 3.87	(9, 1)	0.2		4	1	0	0	1	1	0	0	0	0	0	5	9	0.00	3.000

PITCHER	IP	WLS	BF	H	R	ER	SO	BB	IBB	HBP	BLK	WP	HR	S	P	ERA	WHIP

TOP

New York Mets @ Chicago Cubs

Wrigley Field, Chicago, IL

Sun Sep 11 1977, 3:33 AM CDT

Att. 21,404 - Sunny - 69 F

livebaseballscorecards.com

AB	39
R	7
H	13
RBI	7
BB	6
SO	3
LOB	27

Batter	1	2	3	4	5	6	7	8	9	AB	R	H	RBI	BB	SO	LOB
Ivan De Jesus, R (1, 6) OBP: 0.325, SLG: 0.341	P5		L1		F6-3		F3			4	0	0	0	0	0	0
Larry Biittner, L (1, 7) OBP: 0.335, SLG: 0.412	F7		L7		P9			5-3		4	0	0	0	0	0	0
Bill Buckner, L (1, 3) OBP: 0.336, SLG: 0.462	FC4-6 1B			1B 2B		CS BB		WP 1B		3	1	3	0	1	0	0
Steve Ontiveros, S (1, 5) OBP: 0.387, SLG: 0.431	FC4-6 1-2f			S HR 2-H 1B		4-3 1-2		K		4	1	1	1	0	1	3
Greg Gross, L (1, 8) OBP: 0.384, SLG: 0.446 Jerry Morales, R (6, PH) OBP: 0.348, SLG: 0.444 (7, 8)		4-3		F9 1-2		1B BB		F2 1-2		2 1	0 0	0 0	0 0	0 1	0 0	1 1
Gene Clines, R (1, 9) OBP: 0.369, SLG: 0.423		L8		K		FC6-4 1-2 1B			WP BB	3	0	1	0	1	1	1
Manny Trillo, R (1, 4) OBP: 0.341, SLG: 0.388		S 1B		HR 2-H		FC6-4 1-2f			K 1-2	4	1	2	2	0	1	3
George Mitterwald, R (1, 2) OBP: 0.295, SLG: 0.376 Dennis Lamp, R (8, 1) OBP: 0.500, SLG: 0.500 Paul Reuschel, R (9, 1) Jose Cardenal, R (9, PH) OBP: 0.335, SLG: 0.355		K 1-2		1-3			F6-3		P9	3 0 0 1	0 0 0 0	0 0 0 0	0 0 0 0	0 0 0 0	1 0 0 0	1 0 0 1
Rick Reuschel, R (1, 1) OBP: 0.207, SLG: 0.250 Pete Broberg, R (5, 1) Willie Hernandez, L (6, 1) OBP: 0.067, SLG: 0.067 Dave Rosello, R (7, PH) OBP: 0.314, SLG: 0.316 Steve Swisher, R (8, 2) OBP: 0.226, SLG: 0.291 Bobby Murcer, L (9, PH) OBP: 0.367, SLG: 0.466			4-3		5-3		K		F6-3	1 1 0 1 0 1	0 0 0 0 0 0	0 0 0 0 0 0	0 0 0 0 0 0	0 0 0 0 0 0	0 0 0 1 0 0	0 0 0 0 0 1
Inning Stats	R: 0 E: 0 K: 0 S: 4 H: 1 LOB: 1 BB: 0 P: 4	R: 0 E: 0 K: 1 S: 6 H: 1 LOB: 1 BB: 0 P: 6	R: 0 E: 0 K: 0 S: 3 H: 0 LOB: 0 BB: 0 P: 3	R: 3 E: 0 K: 1 S: 12 H: 3 LOB: 0 BB: 0 P: 13	R: 0 E: 0 K: 0 S: 6 H: 0 LOB: 0 BB: 0 P: 6	R: 0 E: 0 K: 0 S: 3 H: 1 LOB: 2 BB: 2 P: 11	R: 0 E: 0 K: 1 S: 9 H: 0 LOB: 0 BB: 0 P: 12	R: 0 E: 0 K: 1 S: 6 H: 1 LOB: 1 BB: 0 P: 6	R: 0 E: 0 K: 1 S: 12 H: 0 LOB: 1 BB: 1 P: 16	1B: 5 2B: 1 3B: 0 HR: 1 SF: 0 SAC: 0 DP: 0 HBP: 0						WP: 2 PB: 0 SB: 2 CS: 1 PA: 36

PITCHER		IP	WLS	BF	H	R	ER	SO	BB	IBB	HBP	BLK	WP	HR	S	P	ERA	WHIP
Jackson Todd, R ERA: 4.26	(1, 1)	4.0		17	5	3	3	2	0	0	0	0	0	1	25	26	6.75	1.250
Bob Myrick, L ERA: 3.84	(5, 1)	3.2	W	14	2	0	0	2	2	0	0	0	0	0	23	34	0.00	1.091
Skip Lockwood, R ERA: 2.97	(8, 1)	1.1	S	5	0	0	0	1	1	0	0	0	2	0	13	17	0.00	0.750

PITCHER	IP	WLS	BF	H	R	ER	SO	BB	IBB	HBP	BLK	WP	HR	S	P	ERA	WHIP

BOTTOM

New York Mets @ Chicago Cubs

Wrigley Field, Chicago, IL

Sun Sep 11 1977, 3:33 AM CDT

Att. 21,404 - Sunny - 69 F

livebaseballscorecards.com

AB	33
R	3
H	7
RBI	3
BB	3
SO	5
LOB	12

Batter	1	2	3	4	5	6	7	8	9	AB	R	H	RBI	BB	SO	LOB
Lenny Randle, S (1, 5) OBP: 0.380, SLG: 0.400	K	FC3-6 BB 1-2			K	2B 2-H 3-H		F6		4	0	1	2	1	2	0
Lee Mazzilli, S (1, 8) OBP: 0.338, SLG: 0.325	E S 1B BB	FC3-6 1-2f 2-3			4-3	4-3			4-3	4	1	0	0	1	0	3
Bruce Boisclair, L (1, 9) OBP: 0.369, SLG: 0.421	K 1-2	K			1B 1B		6-3		CS 1B	5	0	2	0	0	2	3
Steve Henderson, R (1, 7) OBP: 0.377, SLG: 0.496	E3 1B E 2-3		L4		1-3 1B		6-3		K 1-2	5	1	1	0	0	1	2
John Milner, L (1, 3) OBP: 0.363, SLG: 0.434	E8 1-H 3-H 1B		F8		F9		BB 1B			4	0	2	1	0	0	2
John Stearns, R (1, 2) OBP: 0.375, SLG: 0.416	1B		F7			SH5-4 1B 2B 1B	1-2 BB			3	1	2	0	1	0	0
Joel Youngblood, R (1, 4) OBP: 0.287, SLG: 0.288	F7			K		1-2 SH5-4 2B 1B	K			4	1	1	0	0	2	4
Doug Flynn, R (1, 6) OBP: 0.237, SLG: 0.252		F6-3		F6-3		SH5-4 1-2 2-3		F8		3	0	0	0	0	0	0
Pat Zachry, R (1, 1) OBP: 0.133, SLG: 0.119		FC3-6 BB 1B		K		K		K		4	0	1	0	0	3	2
Bob Apodaca, R (8, 1) OBP: 0.167, SLG: 0.167										0	0	0	0	0	0	0
Skip Lockwood, R (9, 1) OBP: 0.200, SLG: 0.200										0	0	0	0	0	0	0
Inning Stats	R: 2 E: 2 K: 2 S: 10 H: 2 LOB: 2 BB: 1 P: 14	R: 0 E: 0 K: 1 S: 6 H: 1 LOB: 2 BB: 1 P: 10	R: 0 E: 0 K: 0 S: 3 H: 0 LOB: 0 BB: 0 P: 3	R: 0 E: 0 K: 2 S: 7 H: 0 LOB: 0 BB: 0 P: 7	R: 0 E: 0 K: 1 S: 7 H: 2 LOB: 2 BB: 0 P: 7	R: 2 E: 0 K: 1 S: 8 H: 3 LOB: 1 BB: 0 P: 8	R: 0 E: 0 K: 1 S: 6 H: 1 LOB: 2 BB: 1 P: 10	R: 0 E: 0 K: 1 S: 5 H: 0 LOB: 0 BB: 0 P: 5	R: 0 E: 0 K: 1 S: 5 H: 1 LOB: 0 BB: 0 P: 5	1B: 9 2B: 1 3B: 0 HR: 0	SF: 0 SAC: 1 DP: 0 HBP: 0						

TOP

New York Mets @ Montreal Expos

Olympic Stadium, Montreal, QB

Mon Sep 12 1977, 7:05 PM EDT

Att. 8,927 - Unknown

livebaseballscorecards.com

AB	36
R	4
H	10
RBI	3
BB	3
SO	10
LOB	16

WP: 0 PB: 0 SB: 1 CS: 1 PA: 40

PITCHER		IP	WLS	BF	H	R	ER	SO	BB	IBB	HBP	BLK	WP	HR	S	P	ERA	WHIP
Stan Bahnsen, R ERA: 4.81	(1, 1)	1.2	L	11	3	2	0	2	2	0	0	0	0	0	13	21	0.00	3.000
Jackie Brown, R ERA: 4.45	(2, 1)	5.1		23	6	2	2	6	1	0	0	0	0	0	34	38	3.38	1.312
Don Stanhouse, R ERA: 3.64	(8, 1)	2.0		6	1	0	0	2	0	0	0	0	0	0	10	10	0.00	0.500

PITCHER	IP	WLS	BF	H	R	ER	SO	BB	IBB	HBP	BLK	WP	HR	S	P	ERA	WHIP

Batter	1	2	3	4	5	6	7	8	9	AB	R	H	RBI	BB	SO	LOB
Dave Cash, R (1, 4) OBP: 0.346, SLG: 0.369	F6-3		1B		2B		FC5-4 FC5-3 1-2f		1-2 1B	5	0	3	0	0	0	1
Warren Cromartie, L (1, 7) OBP: 0.316, SLG: 0.389	FC5-4 1B		1-3 1B		P4		F7		F7	5	0	2	0	0	0	4
Andre Dawson, R (1, 8) OBP: 0.322, SLG: 0.464	FC5-4 1-2f		L5		L5		FC5-3 1-2f		F9	5	0	0	0	0	0	7
Tony Perez, R (1, 3) OBP: 0.365, SLG: 0.478	K			1B 2B		HR		F6-3 SF8 2B		4	3	3	1	0	1	1
Ellis Valentine, R (1, 9) OBP: 0.345, SLG: 0.528		K		L9		F8		F6-3 2-3		4	0	0	0	0	1	2
Gary Carter, R (1, 2) OBP: 0.341, SLG: 0.496		F1-6-4-3 1B		F6		4-3		SF8 3-H		3	0	1	1	0	0	1
Stan Papi, R (1, 5) OBP: 0.333, SLG: 0.417		F1-6-4-3 1-2		2-H 1B		FC6-4 1B		K		4	0	2	1	0	1	1
Chris Speier, R (1, 6) OBP: 0.317, SLG: 0.329 Jose Morales, R (9, PH) OBP: 0.233, SLG: 0.299 Pepe Frias, R (9, PR) OBP: 0.250, SLG: 0.267			L4	5-3		FC6-4 1-2f			1B 1B	3 1 0	0 0 0	0 1 0	0 0 0	0 0 0	0 0 0	2 0 0
Stan Bahnsen, R (1, 1) OBP: 0.178, SLG: 0.167 Jackie Brown, R (2, 1) OBP: 0.140, SLG: 0.125 Jerry White, S (7, PH) OBP: 0.333, SLG: 0.333 Don Stanhouse, R (8, 1) OBP: 0.239, SLG: 0.273 Del Unser, L (9, PH) OBP: 0.330, SLG: 0.458			F6-3		1-3		FC5-4 1B		F8	0 2 1 0 1	0 0 0 0 0	0 0 1 0 0	0 0 0 0 0	0 0 0 0 0	0 0 0 0 0	0 0 0 0 1
Inning Stats	R: 0 E: 0 K: 1 S: 6 H: 1 LOB: 1 BB: 0 P: 6	R: 0 E: 0 K: 1 S: 5 H: 1 LOB: 0 BB: 0 P: 5	R: 0 E: 0 K: 0 S: 5 H: 2 LOB: 2 BB: 0 P: 5	R: 1 E: 0 K: 0 S: 5 H: 2 LOB: 1 BB: 0 P: 5	R: 0 E: 0 K: 0 S: 4 H: 1 LOB: 1 BB: 0 P: 4	R: 1 E: 0 K: 0 S: 5 H: 2 LOB: 1 BB: 0 P: 5	R: 0 E: 0 K: 0 S: 4 H: 1 LOB: 1 BB: 0 P: 4	R: 1 E: 0 K: 1 S: 6 H: 1 LOB: 0 BB: 0 P: 6	R: 0 E: 0 K: 0 S: 5 H: 2 LOB: 2 BB: 0 P: 5	1B: 9 2B: 3 3B: 0 HR: 1 SF: 1 SAC: 0 DP: 1 HBP: 0						

PITCHER	IP	WLS	BF	H	R	ER	SO	BB	IBB	HBP	BLK	WP	HR	S	P	ERA	WHIP
Pat Zachry, R (1, 1) ERA: 4.38	7.0	W	31	11	3	3	2	0	0	0	0	0	1	35	35	3.86	1.571
Bob Apodaca, R (8, 1) ERA: 3.21	1.1		6	2	0	0	1	0	0	0	0	0	0	8	8	0.00	1.500
Skip Lockwood, R (9, 1) ERA: 2.95	0.2	S	2	0	0	0	0	0	0	0	0	0	0	2	2	0.00	0.000

PITCHER	IP	WLS	BF	H	R	ER	SO	BB	IBB	HBP	BLK	WP	HR	S	P	ERA	WHIP

BOTTOM

New York Mets @ Montreal Expos

Olympic Stadium, Montreal, QB

Mon Sep 12 1977, 7:05 PM EDT

Att. 8,927 - Unknown

livebaseballscorecards.com

AB	38
R	3
H	13
RBI	3
BB	0
SO	3
LOB	20

WP: 0	PA: 39		
PB: 0			
SB: 0			
CS: 0			

Batter	1	2	3	4	5	6	7	8	9	AB	R	H	RBI	BB	SO	LOB
Lenny Randle, S (1, 5) OBP: 0.379, SLG: 0.399	F7		F9 2-3		6-3			1B		4	0	1	0	0	0	1
Lee Mazzilli, S (1, 8) OBP: 0.339, SLG: 0.331	HR		BB 1B BB		G3			F8		3	2	1	1	1	0	1
Bruce Boisclair, L (1, 9) OBP: 0.368, SLG: 0.416	K		1B 1B 1-2 BB		K			F8		3	1	0	0	1	2	1
Paul Siebert, L (8, 1)										0	0	0	0	0	0	0
Steve Henderson, R (1, 7) OBP: 0.375, SLG: 0.493	1-3		1B 1-2 2-H 3-H 1B			K		F8		4	0	1	2	0	1	1
John Milner, L (1, 3) OBP: 0.362, SLG: 0.431		K	1-3 2-H 1B			3-1			P6	4	0	1	1	0	1	0
John Stearns, R (1, 2) OBP: 0.374, SLG: 0.422		K	F5			F3			HR	4	1	1	1	0	1	2
Joel Youngblood, R (1, 4) OBP: 0.281, SLG: 0.280		1-3		F7			K		K	4	0	0	0	0	2	0
Doug Flynn, R (1, 6) OBP: 0.238, SLG: 0.250			F9 SH3-4 1B BB	F8			F4-3		L3	2	1	0	0	1	0	0
Ron Hodges, L (9, PH) OBP: 0.306, SLG: 0.314										1	0	0	0	0	0	0
Roy Lee Jackson, R (1, 1)			SH3-4 1-2	5-3			F3			1	0	0	0	0	0	0
Rick Baldwin, L (6, 1) OBP: 0.500, SLG: 0.500										0	0	0	0	0	0	0
Pepe Mangual, R (7, PH)										1	0	0	0	0	0	0
Bob Apodaca, R (7, 1) OBP: 0.167, SLG: 0.167										0	0	0	0	0	0	0
Skip Lockwood, R (8, 1) OBP: 0.200, SLG: 0.200										0	0	0	0	0	0	0
Mike Vail, R (8, 9) OBP: 0.312, SLG: 0.404										0	0	0	0	0	0	0
Inning Stats	R: 1 E: 0 K: 1 S: 6 H: 1 LOB: 0 BB: 0 P: 6	R: 0 E: 0 K: 2 S: 7 H: 0 LOB: 0 BB: 0 P: 7	R: 3 E: 0 K: 0 S: 5 H: 2 LOB: 2 BB: 3 P: 17	R: 0 E: 0 K: 0 S: 3 H: 0 LOB: 0 BB: 0 P: 3	R: 0 E: 0 K: 1 S: 5 H: 0 LOB: 0 BB: 0 P: 5	R: 0 E: 0 K: 1 S: 5 H: 0 LOB: 0 BB: 0 P: 5	R: 0 E: 0 K: 1 S: 5 H: 0 LOB: 0 BB: 0 P: 5	R: 0 E: 0 K: 0 S: 4 H: 1 LOB: 1 BB: 0 P: 4	R: 1 E: 0 K: 1 S: 6 H: 1 LOB: 0 BB: 0 P: 6	1B: 3 2B: 0 3B: 0 HR: 2 SF: 0 SAC: 1 DP: 0 HBP: 0	WP: 0 PB: 0 SB: 0 CS: 0 PA: 35					

PITCHER	IP	WLS	BF	H	R	ER	SO	BB	IBB	HBP	BLK	WP	HR	S	P	ERA	WHIP
Steve Rogers, R (1, 1) ERA: 3.01	8.0	W	31	4	4	4	6	3	0	0	0	0	1	40	52	4.50	0.875
Don Stanhouse, R (9, 1) ERA: 3.67	1.0		4	1	1	1	1	0	0	0	0	0	1	6	6	9.00	1.000

PITCHER	IP	WLS	BF	H	R	ER	SO	BB	IBB	HBP	BLK	WP	HR	S	P	ERA	WHIP

TOP

New York Mets @ Montreal Expos

Olympic Stadium, Montreal, QB

Tue Sep 13 1977, 7:05 PM EDT

Att. 7,675 - Unknown

livebaseballscorecards.com

AB	31
R	5
H	5
RBI	5
BB	3
SO	7
LOB	6

New York Mets @ Montreal Expos

Olympic Stadium, Montreal, QB

Tue Sep 13 1977, 7:05 PM EDT

Att. 7,675 - Unknown

BOTTOM

Batter	1	2	3	4	5	6	7	8	9	AB	R	H	RBI	BB	SO	LOB
Dave Cash, R (1, 4) OBP: 0.347, SLG: 0.370	F8		F8	E S 1B		1B		SH S 3B 1-3 2-H		4	1	2	1	0	0	0
Stan Papi, R (1, 5) OBP: 0.353, SLG: 0.588	K		2B	K 1-3		1-3		1B 3B 1-H 3-H		5	1	2	2	0	2	2
Andre Dawson, R (1, 8) OBP: 0.321, SLG: 0.460	E S BB		F6		5-3		K	F6-3		4	0	0	0	1	1	3
Tony Perez, R (1, 3) OBP: 0.367, SLG: 0.481 Del Unser, L (8, PR) OBP: 0.330, SLG: 0.458 (9, 3)	F9 1-3		K		2B		E 1B	5-3 1B 3-H		5 0	0 0	3 0	1 0	0 0	1 0	3 0
Ellis Valentine, R (1, 9) OBP: 0.346, SLG: 0.525 Sam Mejias, R (8, PR) OBP: 0.255, SLG: 0.402 (9, 9)		2B BB	F4		K		E4 F6-4-3 1-2	5-3 1-2		4 0	0 0	1 0	0 0	1 0	1 0	4 0
Gary Carter, R (1, 2) OBP: 0.342, SLG: 0.496 Jose Morales, R (9, 2) OBP: 0.233, SLG: 0.299		2B 1-3		HR BB	P5		F6-4-3 1-2	5-3 1-2 2-3		4 0	1 0	1 0	0 0	1 0	0 0	5 0
Warren Cromartie, L (1, 7) OBP: 0.318, SLG: 0.395 Don Stanhouse, R (9, 1) OBP: 0.239, SLG: 0.273		5-3		HR 1-H		FC4-6 HBP		1B 1B 1B 1-3		4 0	2 0	2 0	2 0	0 0	0 0	5 0
Chris Speier, R (1, 6) OBP: 0.316, SLG: 0.328 Pepe Frias, R (8, PR) OBP: 0.250, SLG: 0.267 (9, 6)		K		F9		FC4-6 SH1-4 1-2f 1B		1B 1-3 SH 1B		4 0	1 1	1 0	0 0	0 0	1 0	3 0
Steve Rogers, R (1, 1) OBP: 0.133, SLG: 0.093 Jerry White, S (8, PH) OBP: 0.500, SLG: 0.500 (9, 7)		K		F6-3		SH1-4 1-2		SH 1-2 3-H 3B 1B		2 1	0 1	0 1	0 1	0 0	1 0	2 0
Inning Stats	R: 0 E: 0 K: 1 S: 5 H: 0 LOB: 1 BB: 1 P: 9	R: 0 E: 0 K: 2 S: 8 H: 1 LOB: 2 BB: 1 P: 12	R: 0 E: 1 K: 1 S: 7 H: 1 LOB: 2 BB: 0 P: 7	R: 2 E: 0 K: 1 S: 7 H: 2 LOB: 1 BB: 1 P: 11	R: 0 E: 0 K: 1 S: 6 H: 1 LOB: 1 BB: 0 P: 6	R: 1 E: 0 K: 0 S: 4 H: 1 LOB: 1 BB: 0 P: 5	R: 0 E: 1 K: 1 S: 6 H: 1 LOB: 1 BB: 0 P: 6	R: 5 E: 1 K: 0 S: 10 H: 6 LOB: 3 BB: 0 P: 10		1B: 8 2B: 3 3B: 1 HR: 1 SF: 0 SAC: 2 DP: 1 HBP: 1						

PITCHER		IP	WLS	BF	H	R	ER	SO	BB	IBB	HBP	BLK	WP	HR	S	P	ERA	WHIP
Roy Lee Jackson, R ERA: 4.76	(1, 1)	5.2		28	6	3	3	6	3	0	1	0	0	1	36	49	4.76	1.588
Rick Baldwin, R ERA: 4.63	(6, 1)	0.1		1	0	0	0	0	0	0	0	0	0	0	1	1	0.00	0.000
Bob Apodaca, R ERA: 3.5	(7, 1)	1.0	L	7	4	3	3	1	0	0	0	0	0	0	9	9	27.00	4.000
Skip Lockwood, R ERA: 3.02	(8, 1)	0.2		6	3	2	1	0	0	0	0	0	0	0	6	6	13.50	4.500
Paul Siebert, L ERA: 3.33	(8, 1)	0.1		1	0	0	0	0	0	0	0	0	0	0	1	1	0.00	0.000

PITCHER	IP	WLS	BF	H	R	ER	SO	BB	IBB	HBP	BLK	WP	HR	S	P	ERA	WHIP

AB	37
R	8
H	13
RBI	7
BB	3
SO	7
LOB	27

WP: 0 PA: 43
PB: 0
SB: 3
CS: 0

livebaseballscorecards.com

New York Mets @ Philadelphia Phillies

Veterans Stadium, Philadelphia, PA

Wed Sep 14 1977, 7:05 PM EDT

Att. 25,119 - Unknown

TOP

livebaseballscorecards.com

Batter	1	2	3	4	5	6	7	8	9	AB	R	H	RBI	BB	SO	LOB
Lenny Randle, S (1, 5) OBP: 0.379, SLG: 0.397	F8		BBBB 4-0 S BB		BBBB 4-0 1-2 BB		5-3			2	0	0	0	2	0	1
Lee Mazzilli, S (1, 8) OBP: 0.338, SLG: 0.331	6-3 E 1B		6-3 1-2		L5			SSS K		4	0	1	0	0	1	3
Steve Henderson, R (1, 7) OBP: 0.373, SLG: 0.488	6-3 1-3			SSS K		BBBB 4-0 CS BB		SSS K		3	0	0	0	1	2	1
Mike Vail, R (1, 9) OBP: 0.311, SLG: 0.399 Joel Youngblood, R (8, 9) OBP: 0.281, SLG: 0.280	P6			6-3		BBBB 4-0 1B 1-2 BB		6-3		3 0	0 0	0 0	0 0	1 0	0 0	1 0
John Stearns, R (1, 2) OBP: 0.373, SLG: 0.420		F2		5-3		G6-4-3 1-2 1B			1-3	4	0	1	0	0	0	0
Luis Rosado, R (1, 3) OBP: 0.125, SLG: 0.125		SSS K			E 1B 1B	G6-4-3 1-2f			F7	4	1	1	0	0	1	2
Leo Foster, R (1, 4) OBP: 0.283, SLG: 0.255		1-3			SSS K 1-2	5-3 2B			SSS K	4	0	1	0	0	2	1
Doug Flynn, R (1, 6) OBP: 0.235, SLG: 0.247			F8		F6-3		F4			3	0	0	0	0	0	2
Nino Espinosa, R (1, 1) OBP: 0.167, SLG: 0.137			SSS K		BB 2-H 1B		5-3 2-3			3	0	1	1	0	1	1
Inning Stats	R: 0 E: 1 K: 0 S: 4 H: 1 LOB: 1 BB: 0 P: 4	R: 0 E: 0 K: 1 S: 5 H: 0 LOB: 0 BB: 0 P: 5	R: 0 E: 0 K: 1 S: 5 H: 0 LOB: 1 BB: 1 P: 9	R: 0 E: 0 K: 1 S: 5 H: 0 LOB: 0 BB: 0 P: 5	R: 1 E: 1 K: 1 S: 7 H: 2 LOB: 2 BB: 1 P: 11	R: 0 E: 0 K: 0 S: 2 H: 1 LOB: 1 BB: 2 P: 10	R: 0 E: 0 K: 0 S: 4 H: 1 LOB: 1 BB: 0 P: 4	R: 0 E: 0 K: 2 S: 7 H: 0 LOB: 0 BB: 0 P: 7	R: 0 E: 0 K: 1 S: 5 H: 0 LOB: 0 BB: 0 P: 5	1B: 4 2B: 1 3B: 0 HR: 0	SF: 0 SAC: 0 DP: 1 HBP: 0						

	AB	30
	R	1
	H	5
	RBI	1
	BB	4
	SO	7
	LOB	12

WP: 0 PB: 0 SB: 1 CS: 1 PA: 34

PITCHER		IP	WLS	BF	H	R	ER	SO	BB	IBB	HBP	BLK	WP	HR	S	P	ERA	WHIP
Steve Carlton, L ERA: 2.7	(1, 1)	8.0	L	31	5	1	0	6	4	0	0	0	0	0	39	55	0.00	1.125
Tug McGraw, L ERA: 2.38	(9, 1)	1.0		3	0	0	0	1	0	0	0	0	0	0	5	5	0.00	0.000

PITCHER	IP	WLS	BF	H	R	ER	SO	BB	IBB	HBP	BLK	WP	HR	S	P	ERA	WHIP

Batter	1	2	3	4	5	6	7	8	9	AB	R	H	RBI	BB	SO	LOB
Bake McBride, L (1, 9) OBP: 0.365, SLG: 0.539	BB 2B		F9 1B		F6			F5		4	0	2	0	0	0	0
Larry Bowa, S (1, 6) OBP: 0.304, SLG: 0.330	F8		F9 1-2			K			F6	4	0	0	0	0	1	2
Mike Schmidt, R (1, 5) OBP: 0.395, SLG: 0.570	K		CS BB			F6-3			F2	3	0	0	0	1	1	1
Greg Luzinski, R (1, 7) OBP: 0.390, SLG: 0.596	BB BB		CS 1-2	K		K			F9	3	0	0	0	1	2	0
Richie Hebner, L (1, 3) OBP: 0.384, SLG: 0.482	1-2 2-3 BB			1B			F9			2	0	1	0	1	0	0
Garry Maddox, R (1, 8) OBP: 0.312, SLG: 0.428	4-3			F9			4-3			3	0	0	0	0	0	4
Tim McCarver, L (1, 2) OBP: 0.422, SLG: 0.519		F9		F8			F8			3	0	0	0	0	0	1
Ted Sizemore, R (1, 4) OBP: 0.348, SLG: 0.366		1-3			P5			F6-3		3	0	0	0	0	0	0
Steve Carlton, L (1, 1) OBP: 0.287, SLG: 0.409		5-3			F2			3-1		2	0	0	0	0	0	0
Jay Johnstone, L (8, PH) OBP: 0.355, SLG: 0.484										1	0	0	0	0	0	0
Tug McGraw, R (9, 1) OBP: 0.400, SLG: 0.333										0	0	0	0	0	0	0
Inning Stats	R: 0 E: 0 K: 1 S: 6 H: 1 LOB: 3 BB: 2 P: 14	R: 0 E: 0 K: 0 S: 3 H: 0 LOB: 0 BB: 0 P: 3	R: 0 E: 0 K: 0 S: 2 H: 1 LOB: 0 BB: 1 P: 6	R: 0 E: 0 K: 1 S: 6 H: 1 LOB: 1 BB: 0 P: 6	R: 0 E: 0 K: 0 S: 3 H: 0 LOB: 0 BB: 0 P: 3	R: 0 E: 0 K: 2 S: 7 H: 0 LOB: 0 BB: 0 P: 7	R: 0 E: 0 K: 0 S: 3 H: 0 LOB: 0 BB: 0 P: 3	R: 0 E: 0 K: 0 S: 3 H: 0 LOB: 0 BB: 0 P: 3	R: 0 E: 0 K: 0 S: 3 H: 0 LOB: 0 BB: 0 P: 3	1B: 2 2B: 1 3B: 0 HR: 0 SF: 0 SAC: 0 DP: 0 HBP: 0						

PITCHER	IP	WLS	BF	H	R	ER	SO	BB	IBB	HBP	BLK	WP	HR	S	P	ERA	WHIP
Nino Espinosa, R (1, 1) ERA: 3.56	9.0	W	31	3	0	0	4	3	0	0	0	0	0	36	48	0.00	0.667

PITCHER	IP	WLS	BF	H	R	ER	SO	BB	IBB	HBP	BLK	WP	HR	S	P	ERA	WHIP

BOTTOM

New York Mets @ Philadelphia Phillies

Veterans Stadium, Philadelphia, PA

Wed Sep 14 1977, 7:05 PM EDT

Att. 25,119 - Unknown

livebaseballscorecards.com

AB	28
R	0
H	3
RBI	0
BB	3
SO	4
LOB	8

WP: 0 PA: 32
PB: 0
SB: 0
CS: 1

Batter	1	2	3	4	5	6	7	8	9	AB	R	H	RBI	BB	SO	LOB
Ivan De Jesus, R (1, 6) OBP: 0.319, SLG: 0.335	6-3		K		K		K		P8	5	0	0	0	0	3	1
Jose Cardenal, R (1, 7) OBP: 0.327, SLG: 0.284	CS 1B BB		6-3		BB 1B		FC5-4 1-2f		1B 1B BB	3	1	1	0	2	0	1
Larry Biittner, L (1, 3) OBP: 0.331, SLG: 0.407	1-2 1B		6-3		1-2 BB			1B WP 1B BB	1-3 1B	3	1	2	0	2	0	0
Bobby Murcer, L (1, 9) OBP: 0.362, SLG: 0.449	K 2-3			K	F8			K 1-2	1-2 3-H 1B	5	0	1	1	0	3	5
Jerry Morales, R (1, 8) OBP: 0.387, SLG: 0.502 Joe Wallis, S (6, 8) OBP: 0.377, SLG: 0.392 Gene Clines, R (8, PH) OBP: 0.414, SLG: 0.464 Greg Gross, L (8, 8) OBP: 0.354, SLG: 0.368		HR BB		K	K		1-3 1B 2-3 1B		F4-3	2 0 1 1	1 0 1 0	0 0 1 0	0 0 0 0	1 0 0 0	2 0 0 0	0 0 0 2
Steve Ontiveros, S (1, 5) OBP: 0.401, SLG: 0.431		1-H HR		1B BB	F4-3		1-3 1-2			3	1	1	2	1	0	2
Manny Trillo, R (1, 4) OBP: 0.361, SLG: 0.447 Steve Swisher, R (6, 2) OBP: 0.224, SLG: 0.278	K			1-2 1B	F9			2-H 3-H 1B		3 1	0 0	1 1	0 2	0 0	1 0	0 0
George Mitterwald, R (1, 2) OBP: 0.317, SLG: 0.403 Mick Kelleher, R (6, 4) OBP: 0.315, SLG: 0.377	K		K			FC3-6 1B	F9			2 2	0 0	0 1	0 0	0 0	2 0	2 1
Ray Burris, R (1, 1) OBP: 0.200, SLG: 0.256		K			K	FC3-6 FC5-4 1-2f			K	4	0	0	0	0	3	1
Inning Stats	R: 0 E: 0 K: 1 S: 9 H: 1 LOB: 2 BB: 1 P: 13	R: 2 E: 0 K: 3 S: 11 H: 1 LOB: 0 BB: 1 P: 16	R: 0 E: 0 K: 1 S: 8 H: 0 LOB: 0 BB: 0 P: 11	R: 0 E: 0 K: 3 S: 11 H: 1 LOB: 2 BB: 1 P: 17	R: 0 E: 0 K: 2 S: 8 H: 1 LOB: 2 BB: 1 P: 12	R: 0 E: 0 K: 1 S: 5 H: 0 LOB: 0 BB: 0 P: 5	R: 0 E: 0 K: 1 S: 6 H: 1 LOB: 1 BB: 0 P: 6	R: 2 E: 0 K: 1 S: 13 H: 2 LOB: 1 BB: 1 P: 18	R: 1 E: 0 K: 1 S: 10 H: 2 LOB: 2 BB: 1 P: 16	1B: 8 2B: 1 3B: 0 HR: 1 SF: 0 SAC: 0 DP: 1 HBP: 0						

PITCHER	IP	WLS	BF	H	R	ER	SO	BB	IBB	HBP	BLK	WP	HR	S	P	ERA	WHIP
Jerry Koosman, L (1, 1) ERA: 3.16	8.0	L	35	7	4	4	13	5	0	0	0	1	1	71	98	4.50	1.500
Skip Lockwood, R (9, 1) ERA: 3.67	1.0		6	2	1	1	1	1	0	0	0	0	0	10	16	9.00	3.000

PITCHER	IP	WLS	BF	H	R	ER	SO	BB	IBB	HBP	BLK	WP	HR	S	P	ERA	WHIP

TOP

Chicago Cubs @ New York Mets

Shea Stadium, Flushing, NY

Thu Sep 15 1977, Postponed
Att. 14,626 - Unknown - 79 F

livebaseballscorecards.com

AB	35
R	5
H	9
RBI	5
BB	6
SO	14
LOB	15

WP: 1	PA: 41		
PB: 0			
SB: 0			
CS: 1			

Batter	1	2	3	4	5	6	7	8	9	AB	R	H	RBI	BB	SO	LOB
Lenny Randle, S (1, 5) OBP: 0.388, SLG: 0.428	6-3			F7		6-3		3B		4	0	1	0	0	0	0
Bobby Valentine, R (1, 6) OBP: 0.232, SLG: 0.248	F9			K		G3		4-3		2	0	0	0	0	1	0
John Milner, L (6, PH) OBP: 0.351, SLG: 0.449										1	0	0	0	0	0	0
Bud Harrelson, S (7, 6) OBP: 0.256, SLG: 0.228										1	0	0	0	0	0	1
Steve Henderson, R (1, 7) OBP: 0.309, SLG: 0.432	4-1			1B			F8		K	4	0	1	0	0	1	0
Bruce Boisclair, L (1, 3) OBP: 0.333, SLG: 0.393 (8, 9)		L6		L8			1B 1B 1B		1B	4	1	2	0	0	0	1
John Stearns, R (1, 2) OBP: 0.381, SLG: 0.496		6-3			1-3		1B 1-3 CS 1B		K	4	0	1	0	0	1	1
Mike Vail, R (1, 9) OBP: 0.348, SLG: 0.483		K			HR		1-3 3-H 1B		4-3	2	1	1	1	0	1	0
Ed Kranepool, L (7, PH) OBP: 0.323, SLG: 0.476 (8, 3)										2	0	1	1	0	0	1
Lee Mazzilli, S (1, 8) OBP: 0.310, SLG: 0.277			F7		3-1		K 3-H			3	0	0	0	0	1	2
Doug Flynn, R (1, 4) OBP: 0.210, SLG: 0.253			F6-3		F1-3			F4-3		3	0	0	0	0	0	0
Jerry Koosman, R (1, 1) OBP: 0.146, SLG: 0.213			6-3			4-3		4-3		2	0	0	0	0	0	0
Ron Hodges, L (8, PH) OBP: 0.316, SLG: 0.324										1	0	0	0	0	0	0
Skip Lockwood, R (9, 1) OBP: 0.200, SLG: 0.200										0	0	0	0	0	0	0
Inning Stats	R: 0 H: 0 E: 0 LOB: 0 K: 0 BB: 0 S: 3 P: 3	R: 0 H: 0 E: 0 LOB: 0 K: 1 BB: 0 S: 5 P: 5	R: 0 H: 0 E: 0 LOB: 0 K: 0 BB: 0 S: 3 P: 3	R: 0 H: 1 E: 0 LOB: 1 K: 1 BB: 0 S: 6 P: 6	R: 1 H: 1 E: 0 LOB: 0 K: 0 BB: 0 S: 4 P: 4	R: 0 H: 0 E: 0 LOB: 0 K: 0 BB: 0 S: 3 P: 3	R: 1 H: 3 E: 0 LOB: 2 K: 1 BB: 0 S: 7 P: 7	R: 0 H: 1 E: 0 LOB: 1 K: 0 BB: 0 S: 7 P: 9	R: 0 H: 1 E: 0 LOB: 1 K: 2 BB: 0 S: 14 P: 18	1B: 5 SF: 0 2B: 1 SAC: 0 3B: 1 DP: 1 HR: 1 HBP: 0						

PITCHER	IP	WLS	BF	H	R	ER	SO	BB	IBB	HBP	BLK	WP	HR	S	P	ERA	WHIP
Ray Burris, R (1, 1) ERA: 4.72	9.0	W	33	7	2	2	5	0	0	0	0	0	1	52	58	2.00	0.778

PITCHER	IP	WLS	BF	H	R	ER	SO	BB	IBB	HBP	BLK	WP	HR	S	P	ERA	WHIP

BOTTOM

Chicago Cubs @ New York Mets

Shea Stadium, Flushing, NY

Thu Sep 15 1977, Postponed
Att. 14,626 - Unknown - 79 F

livebaseballscorecards.com

AB	33
R	2
H	7
RBI	2
BB	0
SO	5
LOB	6

Batter	1	2	3	4	5	6	7	8	9	AB	R	H	RBI	BB	SO	LOB
Lenny Randle, S (1, 5) OBP: 0.380, SLG: 0.400	F7		WP 1-4-3 2B		F9		1-2 2-3 1B			4	1	2	0	0	0	0
Lee Mazzilli, S (1, 8) OBP: 0.336, SLG: 0.328	1-3		1-4-3 2-H			5-3	6-3			4	0	0	1	0	0	3
John Pacella, R (7, 1)										0	0	0	0	0	0	0
Steve Henderson, R (1, 7) OBP: 0.375, SLG: 0.486	K		6-3			BB		1B		3	0	1	0	1	1	0
Mike Vail, R (1, 9) OBP: 0.310, SLG: 0.397		F9		5-3		L4		G4-3 1-3 1B		4	0	1	0	0	0	1
John Stearns, R (1, 2) OBP: 0.372, SLG: 0.417		E 2B BB		K		F8		P4		3	1	0	0	1	1	3
Luis Rosado, R (1, 3) OBP: 0.364, SLG: 0.400		1-H 2B		1B			BB	G4-3 1-2f		2	0	2	1	1	0	0
John Milner, L (8, PH) OBP: 0.361, SLG: 0.430 (8, 3)										1	0	0	0	0	0	2
Leo Foster, R (1, 4) OBP: 0.274, SLG: 0.246		6-3		1-3			F8		5-3	2	0	0	0	0	0	2
Joel Youngblood, R (4, 4) OBP: 0.278, SLG: 0.277										2	0	0	0	0	0	1
Doug Flynn, R (1, 6) OBP: 0.236, SLG: 0.248		F8			F9		1B 1-2 1B		4-3	3	0	1	0	0	0	1
Bruce Boisclair, L (9, PH) OBP: 0.367, SLG: 0.415										1	0	0	0	0	0	0
Craig Swan, R (1, 1) OBP: 0.159, SLG: 0.159			4-3		K		K		F7	0	0	0	0	0	0	0
Bob Myrick, R (2, 1) OBP: 0.111, SLG: 0.111										1	0	0	0	0	0	0
Roy Staiger, R (5, PH) OBP: 0.257, SLG: 0.358										1	0	0	0	0	1	0
Rick Baldwin, L (5, 1) OBP: 0.500, SLG: 0.500										0	0	0	0	0	0	0
Pepe Mangual, R (7, PH) (7, 8)										1	0	0	0	0	1	2
Ron Hodges, L (9, PH) OBP: 0.303, SLG: 0.311										1	0	0	0	0	0	0
Inning Stats	R: 0 E: 0 K: 1 S: 5 H: 0 LOB: 0 BB: 0 P: 5	R: 1 E: 1 K: 0 S: 4 H: 1 LOB: 1 BB: 1 P: 8	R: 1 E: 0 K: 0 S: 4 H: 1 LOB: 0 BB: 0 P: 4	R: 0 E: 0 K: 1 S: 6 H: 1 LOB: 1 BB: 0 P: 6	R: 0 E: 0 K: 1 S: 5 H: 0 LOB: 0 BB: 0 P: 5	R: 0 E: 0 K: 0 S: 3 H: 0 LOB: 1 BB: 1 P: 7	R: 0 E: 0 K: 1 S: 7 H: 2 LOB: 3 BB: 1 P: 11	R: 0 E: 0 K: 0 S: 4 H: 2 LOB: 1 BB: 0 P: 4	R: 0 E: 0 K: 0 S: 3 H: 0 LOB: 0 BB: 0 P: 3	1B: 5 2B: 2 3B: 0 HR: 0	SF: 0 SAC: 0 DP: 1 HBP: 0						

PITCHER	IP	WLS	BF	H	R	ER	SO	BB	IBB	HBP	BLK	WP	HR	S	P	ERA	WHIP
Randy Lerch, L (1, 1) ERA: 5.22	7.0	W	31	7	2	2	4	3	0	0	0	1	0	36	48	2.57	1.429
Ron Reed, R (8, 1) ERA: 2.58	2.0	S	5	0	0	0	0	0	0	0	0	0	0	5	5	0.00	0.000

PITCHER	IP	WLS	BF	H	R	ER	SO	BB	IBB	HBP	BLK	WP	HR	S	P	ERA	WHIP

New York Mets @ Philadelphia Phillies

Veterans Stadium, Philadelphia, PA

Thu Sep 15 1977, 7:05 PM EDT

Att. 25,314 - Unknown

TOP

livebaseballscorecards.com

AB	33
R	2
H	7
RBI	2
BB	3
SO	4
LOB	15

WP: 1 PA: 36
PB: 0
SB: 0
CS: 0

Batter	1	2	3	4	5	6	7	8	9	AB	R	H	RBI	BB	SO	LOB
Bake McBride, L (1, 9) OBP: 0.366, SLG: 0.536	BBBB 4-0 S SF7 S BB	SSS 0-3 ① K		x 0-0 1B HR 1B		x 0-0 ② 3-1		x 0-0 ① F5		4	2	1	0	1	1	5
Larry Bowa, S (1, 6) OBP: 0.308, SLG: 0.335	BBBB 4-0 S 1-2 BB	x 0-0 ② SF9 2-3 3-H		x 0-0 HR 1-2 1B		x 0-0 2B		x 0-0 WP 1-3 3-H 1B		3	1	3	2	1	0	0
Mike Schmidt, R (1, 5) OBP: 0.395, SLG: 0.575	x 0-0 ① SF7 1-2 2-H	x 0-0 ③ 5-3		x 0-0 1-H 2-H HR		x 0-0 F8		BBBB 4-0 1-2 3-H BB		3	1	1	4	1	0	3
Greg Luzinski, R (1, 7) OBP: 0.390, SLG: 0.594 Jerry Martin, R (9, 7) OBP: 0.324, SLG: 0.445	x 0-0 ② F8		x 0-0 1B	x 0-0 1B			x 0-0 ① L8	x 0-0 ② F8		5 0	0 0	2 0	0 0	0 0	0 0	3 0
Richie Hebner, L (1, 3) OBP: 0.380, SLG: 0.477 Tom Hutton, L (8, 3) OBP: 0.347, SLG: 0.359	x 0-0 ③ G3		x 0-0 ① F5	x 0-0 ③ F8			x 0-0 ② F5	x 0-0 ③ 3-1		4 1	0 0	0 0	0 0	0 0	0 0	3 2
Garry Maddox, R (1, 8) OBP: 0.313, SLG: 0.430		BBBB 4-0 BB 1B BB BB	x 0-0 ② F9		x 0-0 ① F9		x 0-0 2B			3	1	1	0	1	0	1
Bob Boone, R (1, 2) OBP: 0.336, SLG: 0.430		BBBB 4-0 1B BB 1-2 SF9 BB	x 0-0 ③ F7		x 0-0 ② F8		x 0-0 ③ P2			3	1	0	0	1	0	2
Ted Sizemore, R (1, 4) OBP: 0.349, SLG: 0.364		BBBB 4-0 SF9 1B 1-2 2-3 BB		x 0-0 ① P4	x 0-0 ③ F7			BBBB 4-0 S E 1B BB		2	1	0	0	2	0	0
Randy Lerch, L (1, 1) OBP: 0.200, SLG: 0.208 Ron Reed, R (8, 1) OBP: 0.133, SLG: 0.200	x 0-0 1-2 2-3 3-H 1B			SSS 0-3 ② K		x 0-0 ① G3		x 0-0 F6 1B 1-3 WP		3 1	0 1	1 1	1 0	0 0	1 0	0 1
Inning Stats	R: 1 E: 0 K: 0 S: 3 H: 0 LOB: 1 BB: 2 P: 11	R: 2 E: 0 K: 1 S: 6 H: 1 LOB: 2 BB: 3 P: 18	R: 0 E: 0 K: 0 S: 4 H: 1 LOB: 1 BB: 0 P: 4	R: 3 E: 0 K: 1 S: 9 H: 4 LOB: 1 BB: 0 P: 9	R: 0 E: 0 K: 0 S: 3 H: 0 LOB: 0 BB: 0 P: 3	R: 0 E: 0 K: 0 S: 4 H: 1 LOB: 1 BB: 0 P: 4	R: 0 E: 0 K: 0 S: 4 H: 1 LOB: 1 BB: 0 P: 4	R: 2 E: 2 K: 0 S: 5 H: 1 LOB: 2 BB: 2 P: 13		1B: 6 2B: 2 3B: 0 HR: 1	SF: 2 SAC: 0 DP: 0 HBP: 0						

PITCHER		IP	WLS	BF	H	R	ER	SO	BB	IBB	HBP	BLK	WP	HR	S	P	ERA	WHIP
Craig Swan, R ERA: 4.48	(1, 1)	1.0	L	8	0	3	3	0	5	0	0	0	0	0	3	23	27.00	5.000
Bob Myrick, L ERA: 4.05	(2, 1)	3.0		15	6	3	3	2	0	0	0	0	0	1	19	19	9.00	2.000
Rick Baldwin, R ERA: 4.47	(5, 1)	2.0		7	1	0	0	0	0	0	0	0	0	0	7	7	0.00	0.500
John Pacella, R ERA:	(7, 1)	2.0		11	2	2	0	0	2	0	0	0	1	0	9	17	0.00	2.000

PITCHER	IP	WLS	BF	H	R	ER	SO	BB	IBB	HBP	BLK	WP	HR	S	P	ERA	WHIP

BOTTOM

New York Mets @ Philadelphia Phillies

Veterans Stadium, Philadelphia, PA

Thu Sep 15 1977, 7:05 PM EDT

Att. 25,314 - Unknown

livebaseballscorecards.com

AB	32
R	8
H	9
RBI	7
BB	7
SO	2
LOB	20

WP: 1 PB: 0 SB: 4 CS: 0 PA: 41

Batter	1	2	3	4	5	6	7	8	9	AB	R	H	RBI	BB	SO	LOB
Ivan De Jesus, R (1, 6) OBP: 0.324, SLG: 0.342	H 1-0 HR HBP	B B B B 4-0 2B BB		X 0-0 ③ F3			B B B B 4-0 1B BB		X 0-0 ① 4-3	0	1	0	0	0	0	0
Dave Rosello, R (1, 4) OBP: 0.330, SLG: 0.316										0	0	0	0	1	0	0
Manny Trillo, R (2, 4) OBP: 0.335, SLG: 0.379										2	0	0	0	1	0	0
Larry Biittner, L (1, 7) OBP: 0.345, SLG: 0.438	B B B S S F X 3-2 1-H HR	X 0-0 1-3 2B			X 0-0 ① F8		B S S F X 1-2 1-3 2-H 1B		X 0-0 ② L7	3	1	2	2	0	0	0
Gene Clines, R (7, PH) OBP: 0.371, SLG: 0.420 (7, 7)										2	0	1	1	0	0	0
Bill Buckner, L (1, 3) OBP: 0.322, SLG: 0.439	X 0-0 ① F9	X 0-0 ③ G3			X 0-0 ② L8		X 0-0 ② F3		X 0-0 ③ 3-1	5	0	0	0	0	0	4
Bobby Murcer, L (1, 9) OBP: 0.361, SLG: 0.453	X 0-0 ② G3		X 0-0 ① F5		S S S 0-3 ③ K		X 0-0 ③ F9			4	0	0	0	0	1	2
Steve Ontiveros, S (1, 5) OBP: 0.385, SLG: 0.424	X 0-0 1B 2B		S S S 0-3 ② K			X 0-0 ① G3		B B B B 4-0 G6-4-3 BB		3	1	1	0	1	1	0
Greg Gross, L (1, 8) OBP: 0.392, SLG: 0.454	X 0-0 2-H 1B		X 0-0 2B			X 0-0 ② F7		X 0-0 ① ② G6-4-3 1-2f		3	0	2	1	0	0	0
Jose Cardenal, R (8, PH) OBP: 0.336, SLG: 0.353										1	0	0	0	0	0	1
Joe Wallis, S (8, 8) OBP: 0.400, SLG: 0.418										0	0	0	0	0	0	0
Steve Swisher, R (1, 2) OBP: 0.245, SLG: 0.309	S S S 0-3 ③ K		X 0-0 ③ 6-3			X 0-0 ③ L8		X 0-0 2B		4	0	1	0	0	1	2
Mick Kelleher, R (1, 4) OBP: 0.272, SLG: 0.313 (1, 6)		X 0-0 ① 4-3		X 0-0 ① L7			B B S S F X 2-2 SH2-4 1B	4-0 FC4-6 IBB		3	1	1	0	1	0	0
Dennis Lamp, R (1, 1) OBP: 0.333, SLG: 0.333		X 0-0 ② F8		X 0-0 ② P3			X 0-0 ① SH2-4 1-2	X 0-0 ③ FC4-6 1-2f		2	0	0	0	0	0	0
Willie Hernandez, L (6, 1) OBP: 0.067, SLG: 0.067										0	0	0	0	0	0	0
Paul Reuschel, R (7, 1)										1	0	0	0	0	0	2
Inning Stats	R: 3 H: 3 E: 0 LOB: 1 K: 1 BB: 0 S: 13 P: 17	R: 0 H: 1 E: 0 LOB: 2 K: 0 BB: 1 S: 4 P: 8	R: 0 H: 1 E: 0 LOB: 1 K: 1 BB: 0 S: 6 P: 6	R: 0 H: 0 E: 0 LOB: 0 K: 0 BB: 0 S: 3 P: 3	R: 0 H: 0 E: 0 LOB: 0 K: 1 BB: 0 S: 5 P: 5	R: 0 H: 0 E: 0 LOB: 0 K: 0 BB: 0 S: 3 P: 3	R: 1 H: 2 E: 0 LOB: 2 K: 0 BB: 1 S: 11 P: 18	R: 0 H: 1 E: 0 LOB: 2 K: 0 BB: 2 S: 3 P: 11	R: 0 H: 0 E: 0 LOB: 0 K: 0 BB: 0 S: 3 P: 3	1B: 3 SF: 0 2B: 4 SAC: 1 3B: 0 DP: 1 HR: 1 HBP: 1						

TOP

Chicago Cubs @ New York Mets

Shea Stadium, Flushing, NY

Sat Sep 17 1977, 3:33 AM EDT

Overcast - 70 F

livebaseballscorecards.com

AB	33
R	4
H	8
RBI	4
BB	4
SO	3
LOB	11

WP: 0 PA: 39
PB: 0
SB: 0
CS: 0

PITCHER		IP	WLS	BF	H	R	ER	SO	BB	IBB	HBP	BLK	WP	HR	S	P	ERA	WHIP
Pat Zachry, R ERA: 4.38	(1, 1)	6.0		25	5	3	3	3	1	0	1	0	0	1	34	42	4.50	1.000
Bob Myrick, L ERA: 4.06	(7, 1)	2.0		11	3	1	1	0	2	1	0	0	0	0	14	29	4.50	2.500
Bob Apodaca, R ERA: 3.46	(9, 1)	1.0	W	3	0	0	0	0	0	0	0	0	0	0	3	3	0.00	0.000

PITCHER	IP	WLS	BF	H	R	ER	SO	BB	IBB	HBP	BLK	WP	HR	S	P	ERA	WHIP

BOTTOM

Chicago Cubs @ New York Mets

Shea Stadium, Flushing, NY

Sat Sep 17 1977, 3:33 AM EDT

Overcast - 70 F

Batter	1	2	3	4	5	6	7	8	9	AB	R	H	RBI	BB	SO	LOB
Lenny Randle, S (1, 5) OBP: 0.379, SLG: 0.397	1-3		G4-6-3 1-2f			6-3 1-2		BB		3	0	0	0	1	0	2
Lee Mazzilli, S (1, 8) OBP: 0.335, SLG: 0.327	1-3			F8		S 2-H 1B		K		4	0	1	1	0	1	1
Bruce Boisclair, L (1, 9) OBP: 0.364, SLG: 0.412 Mike Vail, R (6, PH) OBP: 0.312, SLG: 0.398 (7, 9)	G3			K		L7 1-2			BB 1B 2B 1B	2	0	0	0	0	1	0
										2	1	1	0	0	0	1
Steve Henderson, R (1, 7) OBP: 0.376, SLG: 0.487		4-3		K			1B		BB 1-2 2B 1B	4	1	2	0	0	1	0
John Milner, L (1, 3) OBP: 0.357, SLG: 0.425		F9			P3		K		F5	4	0	0	0	0	1	3
Ron Hodges, L (1, 2) OBP: 0.297, SLG: 0.305 John Stearns, R (7, PH) OBP: 0.372, SLG: 0.416 (8, 2)		6-3			4-3		K		2B 1-2 2-3 E BB	2	0	0	0	0	0	0
										1	1	0	0	1	1	1
Joel Youngblood, R (1, 4) OBP: 0.279, SLG: 0.284 Ed Kranepool, L (9, PH) OBP: 0.332, SLG: 0.457			6-3 1B 2B		F9		F8		E8 1-H 2-H 3-H 2B	3	1	1	0	0	0	1
										1	0	1	2	0	0	0
Bud Harrelson, S (1, 6) OBP: 0.257, SLG: 0.233			6-3 2-3			G3		L6		3	0	0	0	0	0	1
Pat Zachry, R (1, 1) OBP: 0.148, SLG: 0.133 Roy Staiger, R (6, PH) OBP: 0.263, SLG: 0.364 Bob Myrick, R (7, 1) OBP: 0.111, SLG: 0.111 Luis Rosado, R (8, PH) OBP: 0.333, SLG: 0.364 Bob Apodaca, R (9, 1) OBP: 0.167, SLG: 0.167			G4-6-3 3-H 1B			E 6-3 1B 1B		K		1	0	1	1	0	0	0
										1	1	1	0	0	0	0
										0	0	0	0	0	0	0
										1	0	0	0	0	1	0
										0	0	0	0	0	0	0
Inning Stats	R: 0 E: 0 K: 0 S: 3 H: 0 LOB: 0 BB: 0 P: 3	R: 0 E: 0 K: 0 S: 3 H: 0 LOB: 0 BB: 0 P: 3	R: 1 E: 0 K: 0 S: 11 H: 2 LOB: 0 BB: 0 P: 15	R: 0 E: 0 K: 2 S: 8 H: 0 LOB: 0 BB: 0 P: 10	R: 0 E: 0 K: 0 S: 3 H: 0 LOB: 0 BB: 0 P: 3	R: 1 E: 1 K: 0 S: 5 H: 2 LOB: 1 BB: 0 P: 5	R: 0 E: 0 K: 2 S: 10 H: 1 LOB: 1 BB: 0 P: 12	R: 0 E: 0 K: 2 S: 12 H: 0 LOB: 1 BB: 1 P: 20	R: 3 E: 1 K: 0 S: 7 H: 3 LOB: 1 BB: 1 P: 14	1B: 6 2B: 2 3B: 0 HR: 0	SF: 0 SAC: 0 DP: 1 HBP: 0						

livebaseballscorecards.com

AB	32
R	5
H	8
RBI	4
BB	2
SO	6
LOB	10

WP: 0 PB: 0 SB: 1 CS: 0 PA: 34

PITCHER		IP	WLS	BF	H	R	ER	SO	BB	IBB	HBP	BLK	WP	HR	S	P	ERA	WHIP
Dennis Lamp, R ERA: 4.84	(1, 1)	5.2		20	4	2	2	2	0	0	0	0	0	0	32	38	3.18	0.706
Willie Hernandez, L ERA: 3.24	(6, 1)	0.2		3	1	0	0	1	0	0	0	0	0	0	7	9	0.00	1.500
Paul Reuschel, R ERA: 3.84	(7, 1)	2.0	L	11	3	3	2	3	2	0	0	0	0	0	23	38	9.00	2.500

PITCHER	IP	WLS	BF	H	R	ER	SO	BB	IBB	HBP	BLK	WP	HR	S	P	ERA	WHIP

Batter	1	2	3	4	5	6	7	8	9	AB	R	H	RBI	BB	SO	LOB
Ivan De Jesus, R (1, 6) OBP: 0.326, SLG: 0.342	BBBSSTB 4-2 1B 1B BB	X 0-0 ③ P4		BSSFFFX 1-2 CS 1B		X 0-0 ③ B2		BBBB 4-0 FC6-4 BB		3	1	1	0	2	0	1
Larry Biittner, L (1, 7) OBP: 0.344, SLG: 0.435	X 0-0 ① L7		X 0-0 S 2B 1B	0-0 ③ CS 1-2	X 0-0 E1 BB HBP		X 0-0 E4 1B	X 0-0 ② FC6-4 1-2f 3-H		5	1	1	1	0	0	2
Bill Buckner, L (1, 3) OBP: 0.323, SLG: 0.438	BBSSTX 2-2 BB 1B 1-2 1B		X 0-0 ① F6 1-2		X 0-0 ① F8		X 0-0 1-2 1B	BBSSFS 2-3 ③ K		5	0	2	0	0	1	3
Bobby Murcer, L (1, 9) OBP: 0.361, SLG: 0.454	X 0-0 BB 1-2 2-H 1B		X 0-0 5-3 2-H 2B		X 0-0 ② F8		X 0-0 ① P3		X 0-0 ① 6-3	5	0	2	2	0	0	3
Steve Ontiveros, S (1, 5) OBP: 0.385, SLG: 0.421	BBBB 4-0 F6-4-3 1-2 2-3 BB		X 0-0 ② 5-3 2-3	H 1-0 BB 1-2 HBP			SSS 0-3 ② K		X 0-0 ② F4-3	3	0	0	0	1	1	3
Greg Gross, L (1, 8) OBP: 0.396, SLG: 0.451 Gene Clines, R (7, PH) OBP: 0.369, SLG: 0.417 Joe Wallis, S (7, 8) OBP: 0.400, SLG: 0.418 Willie Hernandez, L (7, 1) OBP: 0.063, SLG: 0.063	X 0-0 ②③ F6-4-3 1-2		IIII 4-0 FC6-4 IBB	BBBB 4-0 1-2 2-3 BB			X 0-0 ③ L4-3		X 0-0 ③ G3	1 1 0 1	0 0 0 0	0 0 0 0	0 0 0 0	2 0 0 0	0 0 0 0	3 2 0 0
Steve Swisher, R (1, 2) OBP: 0.240, SLG: 0.302		X 0-0 ① 5-3	X 0-0 ③ FC6-4 1-2f		X 0-0 ③ L8			X 0-0 ① F8		4	0	0	0	0	0	5
Mick Kelleher, R (1, 4) OBP: 0.271, SLG: 0.304		X 0-0 F3 FC3-6		X 0-0 ① P3		X 0-0 ① F6-3		BBBB 4-0 3B BB		3	1	0	0	1	0	0
Dave Roberts, L (1, 1) OBP: 0.063, SLG: 0.067 Jose Cardenal, R (7, 8) OBP: 0.339, SLG: 0.365		X 0-0 ② FC3-6 1-2f		BBSSFFS 2-3 ② K		X 0-0 ② L8		BSSSTX 1-2 1-H FC6-4 3B		3 1	0 1	0 1	0 1	0 0	1 0	1 0
Inning Stats	R: 1 E: 0 K: 0 S: 10 H: 2 LOB: 2 BB: 2 P: 20	R: 0 E: 1 K: 0 S: 4 H: 0 LOB: 1 BB: 0 P: 4	R: 1 E: 0 K: 0 S: 5 H: 2 LOB: 2 BB: 1 P: 9	R: 0 E: 0 K: 1 S: 12 H: 1 LOB: 0 BB: 0 P: 15	R: 0 E: 1 K: 0 S: 4 H: 0 LOB: 3 BB: 1 P: 9	R: 0 E: 0 K: 0 S: 3 H: 0 LOB: 0 BB: 0 P: 3	R: 0 E: 1 K: 1 S: 7 H: 1 LOB: 2 BB: 0 P: 7	R: 2 E: 0 K: 1 S: 10 H: 1 LOB: 1 BB: 2 P: 21	R: 0 E: 0 K: 0 S: 3 H: 0 LOB: 0 BB: 0 P: 3	1B: 5 2B: 1 3B: 1 HR: 0	SF: 0 SAC: 0 DP: 1 HBP: 1						

PITCHER		IP	WLS	BF	H	R	ER	SO	BB	IBB	HBP	BLK	WP	HR	S	P	ERA	WHIP
Roy Lee Jackson, R ERA: 3.86	(1, 1)	6.0		30	6	2	2	1	3	1	1	0	0	0	40	62	3.00	1.500
Paul Siebert, L ERA: 3.21	(7, 1)	1.0		3	0	0	0	1	0	0	0	0	0	0	5	5	0.00	0.000
Skip Lockwood, R ERA: 3.14	(8, 1)	2.0	L	9	1	2	2	1	2	0	0	0	0	0	13	24	9.00	1.500

PITCHER	IP	WLS	BF	H	R	ER	SO	BB	IBB	HBP	BLK	WP	HR	S	P	ERA	WHIP

TOP

Chicago Cubs @ New York Mets

Shea Stadium, Flushing, NY

Sat Sep 17 1977, 3:38 AM EDT

Att. 5,963 - Overcast - 70 F

livebaseballscorecards.com

AB	35
R	4
H	7
RBI	4
BB	6
SO	3
LOB	23

BOTTOM

Chicago Cubs @ New York Mets

Shea Stadium, Flushing, NY

Sat Sep 17 1977, 3:38 AM EDT

Att. 5,963 - Overcast - 70 F

Batter	1	2	3	4	5	6	7	8	9	AB	R	H	RBI	BB	SO	LOB
Lee Mazzilli, S (1, 8) OBP: 0.335, SLG: 0.326	F7		L6		L7		1-2 2-H 3-H 1B			4	0	1	2	0	0	1
Doug Flynn, R (1, 6) (8, 4) OBP: 0.233, SLG: 0.245	F4-3		F8			F8	F9			4	0	0	0	0	0	2
Steve Henderson, R (1, 7) OBP: 0.372, SLG: 0.480	6-3		P4			6-3		K		4	0	0	0	0	1	0
Mike Vail, R (1, 9) OBP: 0.311, SLG: 0.399		1B 2B		F7		6-3		4-3		4	1	1	0	0	0	0
John Stearns, R (1, 2) OBP: 0.369, SLG: 0.411		1-3		5-3			L5	1-3		4	0	0	0	0	0	1
Luis Rosado, R (1, 3) OBP: 0.333, SLG: 0.308		5-3		L5			B S S F H 2-2 E FC5-2 HBP		P6	2	0	0	0	0	0	1
Pepe Mangual, R (7, PR)										0	0	0	0	0	0	0
John Milner, L (8, 3) OBP: 0.356, SLG: 0.424										1	0	0	0	0	0	0
Roy Staiger, R (1, 5) OBP: 0.263, SLG: 0.360	2-H 1B				P3		E4 FC5-2 1-3 1B		6-3	4	1	1	1	0	0	1
Joel Youngblood, R (1, 4) OBP: 0.290, SLG: 0.298	B B S S F X 1-2				2B		I I I I 4-0 FC5-2 IBB		5-3	2	1	2	0	1	0	0
Bud Harrelson, S (8, 6) OBP: 0.256, SLG: 0.232	1B						1B			1	0	0	0	0	0	0
Roy Lee Jackson, R (1, 1)	S S S				P3					2	0	0	0	0	1	3
Paul Siebert, L (7, 1)										0	0	0	0	0	0	0
Lenny Randle, S (7, PH) OBP: 0.379, SLG: 0.397										1	0	0	0	0	0	3
Skip Lockwood, R (8, 1) OBP: 0.200, SLG: 0.200					5-3		FC5-2 1-2 2-3 3-Hf 1B			0	0	0	0	0	0	0
Inning Stats	R: 0 E: 0 K: 0 S: 3 H: 0 LOB: 0 BB: 0 P: 3	R: 1 E: 0 K: 1 S: 11 H: 3 LOB: 2 BB: 0 P: 13	R: 0 E: 0 K: 0 S: 3 H: 0 LOB: 0 BB: 0 P: 3	R: 0 E: 0 K: 0 S: 3 H: 0 LOB: 0 BB: 0 P: 3	R: 0 E: 0 K: 0 S: 4 H: 1 LOB: 1 BB: 0 P: 4	R: 0 E: 0 K: 0 S: 3 H: 0 LOB: 0 BB: 0 P: 3	R: 2 E: 1 K: 0 S: 8 H: 1 LOB: 2 BB: 1 P: 14	R: 0 E: 0 K: 1 S: 5 H: 0 LOB: 0 BB: 0 P: 5	R: 0 E: 0 K: 0 S: 3 H: 0 LOB: 0 BB: 0 P: 3	1B: 3 2B: 2 3B: 0 HR: 0	SF: 0 SAC: 0 DP: 0 HBP: 1		WP: 0 PB: 0 SB: 0 CS: 0	PA: 35			

livebaseballscorecards.com

AB	33
R	3
H	5
RBI	3
BB	1
SO	2
LOB	12

PITCHER		IP	WLS	BF	H	R	ER	SO	BB	IBB	HBP	BLK	WP	HR	S	P	ERA	WHIP
Dave Roberts, L ERA: 4.65	(1, 1)	6.2		28	5	3	1	1	0	1	1	0	0	0	34	42	1.35	0.750
Willie Hernandez, L ERA: 3.17	(7, 1)	2.1	W	7	0	0	0	1	0	0	0	0	0	0	9	9	0.00	0.000

PITCHER	IP	WLS	BF	H	R	ER	SO	BB	IBB	HBP	BLK	WP	HR	S	P	ERA	WHIP

Batter	1	2	3	4	5	6	7	8	9	AB	R	H	RBI	BB	SO	LOB
Ivan De Jesus, R (1, 6) OBP: 0.323, SLG: 0.339	F8		F6-3	F6			F6		F8	5	0	0	0	0	0	3
Larry Biittner, L (1, 7) OBP: 0.342, SLG: 0.431	F8		L7		G3		F6-3		BB	4	0	0	0	1	0	1
Bill Buckner, L (1, 3) OBP: 0.321, SLG: 0.435	4-3		F8		1B		L9		F2	5	0	1	0	0	0	3
Bobby Murcer, L (1, 9) OBP: 0.359, SLG: 0.450		F7		G3	F8			F8		4	0	0	0	0	0	0
Steve Ontiveros, S (1, 5) OBP: 0.384, SLG: 0.420		3-1		1B 1B		F6-3		6-3		4	1	1	0	0	0	0
Greg Gross, L (1, 8) OBP: 0.398, SLG: 0.452		F9		1-3 1B 3B		PB HBP 1B		K		4	1	2	0	0	1	0
George Mitterwald, R (1, 2) OBP: 0.297, SLG: 0.382			E7 2B	1-3 K		2-3 K			E 2B	4	2	2	0	0	2	3
Mick Kelleher, R (1, 4) OBP: 0.288, SLG: 0.324			3-2 2B 3-H 2B	0-0 1-2 3B 3-H 1B		1-0 PB 1-2 HBP			E6 SH1-4 2-H	3	2	2	2	0	0	0
Rick Reuschel, R (1, 1) OBP: 0.224, SLG: 0.301 Paul Reuschel, R (7, 1) Willie Hernandez, L (7, 1) OBP: 0.063, SLG: 0.063 Bruce Sutter, R (9, 1) OBP: 0.200, SLG: 0.111			0-0 2-H 2B	0-0 1-H 2-H 3B		0-0 L4 1-2 2-3			0-0 SH1-4 1-2	3	0	2	3	0	0	2
										0	0	0	0	0	0	0
										0	0	0	0	0	0	0
										0	0	0	0	0	0	0

TOP

Chicago Cubs @ New York Mets

Shea Stadium, Flushing, NY

Sun Sep 18 1977, 3:33 AM EDT

Sunny - 76 F

livebaseballscorecards.com

AB	36
R	6
H	10
RBI	5
BB	1
SO	3
LOB	12

Inning Stats	1	2	3	4	5	6	7	8	9	1B: 5	SF: 0	WP: 0	PA: 39
R:	0	0	2	3	0	0	0	0	1	2B: 4	SAC: 1	PB: 1	
E:	0	0	1	0	0	0	0	0	1	3B: 1	DP: 0	SB: 0	
K:	0	3	9	10	3	7	3	5	9	HR: 0	HBP: 1	CS: 0	
S:	6												
H:	0	0	3	4	1	1	0	0	1				
LOB:	0	0	0	1	0	2	0	0	2				
BB:	0	0	0	0	0	0	0	0	1				
P:	8	3	12	11	3	10	3	5	14				

PITCHER		IP	WLS	BF	H	R	ER	SO	BB	IBB	HBP	BLK	WP	HR	S	P	ERA	WHIP
Jackson Todd, R ERA: 4.68	(1, 1)	4.0	L	19	7	5	5	1	0	0	0	0	0	0	28	34	11.25	1.750
Paul Siebert, L ERA: 3.0	(5, 1)	2.0		8	2	0	0	1	0	0	1	0	0	0	10	13	0.00	1.000
Rick Baldwin, R ERA: 4.33	(7, 1)	2.0		6	0	0	0	1	0	0	0	0	0	0	8	8	0.00	0.000
Bob Apodaca, R ERA: 3.43	(9, 1)	0.2		4	1	1	0	0	0	0	0	0	0	0	8	9	0.00	1.500
Bob Myrick, L ERA: 4.04	(9, 1)	0.1		2	0	0	0	0	1	0	0	0	0	0	1	5	0.00	3.000

PITCHER	IP	WLS	BF	H	R	ER	SO	BB	IBB	HBP	BLK	WP	HR	S	P	ERA	WHIP

Batter	1	2	3	4	5	6	7	8	9	AB	R	H	RBI	BB	SO	LOB
Lenny Randle, S (1, 5) OBP: 0.380, SLG: 0.398	1B		K			FC6-4 BB	G4-6-3 1-2f			4	0	2	0	0	1	1
Lee Mazzilli, S (1, 8) OBP: 0.334, SLG: 0.324	L7			F7		BBBB FC6-4 1-2		1-3		3	0	0	0	1	0	1
Bruce Boisclair, L (1, 9) OBP: 0.363, SLG: 0.409	G6-4-3 1-2			K		FC6-4 1-2f 2-3		P4		4	0	1	0	0	1	2
Steve Henderson, R (1, 7) OBP: 0.369, SLG: 0.475	G6-4-3 1-2f			F9		4-3		F7		3	0	0	0	0	0	4
Rick Baldwin, L (7, 1) OBP: 0.500, SLG: 0.500										0	0	0	0	0	0	0
Roy Staiger, R (8, PH) OBP: 0.261, SLG: 0.357										1	0	0	0	0	0	0
Bob Apodaca, R (9, 1) OBP: 0.167, SLG: 0.167										0	0	0	0	0	0	0
Bob Myrick, R (9, 1) OBP: 0.111, SLG: 0.111										0	0	0	0	0	0	0
Ed Kranepool, L (1, 3) (8, 7)		L4			L7		4-3		5-3	3	0	0	0	0	0	0
Leo Foster, R (9, PH) OBP: 0.270, SLG: 0.241										1	0	0	0	0	0	0
John Stearns, R (1, 2) OBP: 0.366, SLG: 0.407		4-3			6-3		E6 1B 2B		F8	4	1	0	0	0	0	0
Joel Youngblood, R (1, 4) OBP: 0.300, SLG: 0.314		5-3			2B		2B 1B 1-2 1B		BBSSFFX 1B	4	1	3	0	0	0	0
Doug Flynn, R (1, 6) OBP: 0.232, SLG: 0.243			F6-3		F3-1		1B 1-3 2-H 2B		1B 1-3	2	0	0	0	0	0	1
John Milner, L (7, PH) OBP: 0.360, SLG: 0.430										2	1	2	1	0	0	0
(8, 3)																
Jackson Todd, R (1, 1) OBP: 0.125, SLG: 0.067										1	0	0	0	0	1	0
Paul Siebert, L (5, 1)										0	0	0	0	0	0	0
Pepe Mangual, R (6, PH) OBP: 0.250, SLG: 0.250										2	0	1	2	0	1	0
(7, 7)																
Bud Harrelson, S (8, 6) OBP: 0.256, SLG: 0.232										0	0	0	0	0	0	0
Mike Vail, R (9, PH) OBP: 0.310, SLG: 0.398			K			K	G4-6-3 2-H 3-H 1B		K	1	0	0	0	0	1	2
Inning Stats	R: 0 E: 0 K: 0 S: 4 H: 2 LOB: 1 BB: 0 P: 4	R: 0 E: 0 K: 0 S: 3 H: 0 LOB: 0 BB: 0 P: 3	R: 0 E: 0 K: 2 S: 7 H: 0 LOB: 0 BB: 0 P: 7	R: 0 E: 0 K: 1 S: 5 H: 0 LOB: 0 BB: 0 P: 5	R: 0 E: 0 K: 0 S: 4 H: 1 LOB: 1 BB: 0 P: 4	R: 0 E: 0 K: 1 S: 6 H: 1 LOB: 2 BB: 1 P: 10	R: 3 E: 1 K: 0 S: 6 H: 3 LOB: 0 BB: 0 P: 6	R: 0 E: 0 K: 0 S: 3 H: 0 LOB: 0 BB: 0 P: 3	R: 0 E: 0 K: 1 S: 11 H: 2 LOB: 2 BB: 0 P: 13	1B: 7 2B: 2 3B: 0 HR: 0	SF: 0 SAC: 0 DP: 2 HBP: 0						

BOTTOM

Chicago Cubs @ New York Mets

Shea Stadium, Flushing, NY

Sun Sep 18 1977, 3:33 AM EDT

Sunny - 76 F

livebaseballscorecards.com

AB	35
R	3
H	9
RBI	3
BB	1
SO	5
LOB	11

WP: 0 PB: 0 SB: 0 CS: 0 PA: 36

PITCHER		IP	WLS	BF	H	R	ER	SO	BB	IBB	HBP	BLK	WP	HR	S	P	ERA	WHIP
Rick Reuschel, R ERA: 2.69	(1, 1)	6.0	W	22	4	0	0	4	1	0	0	0	0	0	29	33	0.00	0.833
Paul Reuschel, R ERA: 4.01	(7, 1)	0.1		5	3	3	2	0	0	0	0	0	0	0	5	5	54.00	9.000
Willie Hernandez, L ERA: 3.1	(7, 1)	2.1		8	2	0	0	0	0	0	0	0	0	0	12	14	0.00	0.857
Bruce Sutter, R ERA: 1.37	(9, 1)	0.1	S	1	0	0	0	1	0	0	0	0	0	0	3	3	0.00	0.000

PITCHER		IP	WLS	BF	H	R	ER	SO	BB	IBB	HBP	BLK	WP	HR	S	P	ERA	WHIP

Batter	1	2	3	4	5	6	7	8	9	AB	R	H	RBI	BB	SO	LOB
Ivan De Jesus, R (1, 6) OBP: 0.323, SLG: 0.337	x 0-0 ① F9		BBB 4-0 BB		x 0-0 ③ FC6-4 1-2f		x 0-0 F6 2-3			3	0	0	0	1	0	3
Larry Bittner, L (1, 7) OBP: 0.340, SLG: 0.428	x 0-0 ② L8		x 0-0 ③ 3-1			x 0-0 ① F6-3	BBSSFX 2-2 ③ F6-3			3	0	0	0	0	0	1
Jose Cardenal, R (7, PH) OBP: 0.338, SLG: 0.364										1	0	0	0	0	0	2
Pete Broberg, R (7, 1)										0	0	0	0	0	0	0
Dave Giusti, R (7, 1)										0	0	0	0	0	0	0
Donnie Moore, L (7, 1) OBP: 0.333, SLG: 0.500										0	0	0	0	0	0	0
Bill Buckner, L (1, 3) OBP: 0.318, SLG: 0.430	x 0-0 ③ F6			x 0-0 ① F8		x 0-0 ② F7		x 0-0 ① P6		4	0	0	0	0	0	0
Bobby Murcer, L (1, 9) OBP: 0.360, SLG: 0.450		BBBB 4-0 S BB		x 0-0 ② L8		x 0-0 BB 1B		x 0-0 ② F4		3	0	1	0	1	0	0
Steve Ontiveros, S (1, 5) OBP: 0.384, SLG: 0.417		x 0-0 ① L9 1-2		x 0-0 ③ F7		BBBB 4-0 1-2 BB		SSTS 0-3 K		3	0	0	0	1	1	1
Greg Gross, L (1, 8) OBP: 0.397, SLG: 0.451		SSS 0-3 ② K			x 0-0 FC5-4 1B	x 0-0 ③ L7		x 0-0 ③ F9		3	0	1	0	0	1	3
Mike Adams, R (8, PH)										1	0	0	0	0	0	1
(8, 8)																
Joe Wallis, S (8, 8) OBP: 0.400, SLG: 0.418										0	0	0	0	0	0	0
Steve Swisher, R (1, 2) OBP: 0.235, SLG: 0.295		x 0-0 ③ F6			BBSSFX 2-2 ① F9		BBSSFFFX 2-2 ① 5-3		x 0-0 ① F9	4	0	0	0	0	0	2
Mick Kelleher, R (1, 4) OBP: 0.287, SLG: 0.330			x 0-0 ① L7		x 0-0 ② FC5-4 1B 1-2f		x 0-0 E 2B		x 0-0 ② 1-3	4	0	1	0	0	0	1
Mike Krukow, R (1, 1) OBP: 0.226, SLG: 0.231			x 0-0 ② 5-3		x 0-0 FC6-4 1-2 1B		x 0-0 ② F6		x 0-0 ③ L8	2	0	1	0	0	0	0
Gene Clines, R (7, PH) OBP: 0.366, SLG: 0.413										2	0	0	0	0	0	1
(7, 7)																
Inning Stats	R: 0 H: 0 E: 0 LOB: 0 K: 0 BB: 0 S: 3 P: 3	R: 0 H: 0 E: 0 LOB: 1 K: 1 BB: 1 S: 5 P: 9	R: 0 H: 0 E: 0 LOB: 1 K: 0 BB: 1 S: 3 P: 7	R: 0 H: 0 E: 0 LOB: 0 K: 0 BB: 0 S: 3 P: 3	R: 0 H: 2 E: 0 LOB: 2 K: 0 BB: 0 S: 8 P: 10	R: 0 H: 1 E: 0 LOB: 2 K: 0 BB: 1 S: 4 P: 8	R: 0 H: 1 E: 1 LOB: 2 K: 0 BB: 0 S: 13 P: 17	R: 0 H: 0 E: 0 LOB: 1 K: 1 BB: 0 S: 7 P: 7	R: 0 H: 0 E: 0 LOB: 0 K: 0 BB: 0 S: 3 P: 3	1B: 3 SF: 0 2B: 1 SAC: 0 3B: 0 DP: 0 HR: 0 HBP: 0						

PITCHER		IP	WLS	BF	H	R	ER	SO	BB	IBB	HBP	BLK	WP	HR	S	P	ERA	WHIP
Craig Swan, R ERA: 4.27	(1, 1)	6.2	W	28	4	0	0	1	3	0	0	0	0	0	35	51	0.00	1.050
Bob Myrick, L ERA: 3.92	(7, 1)	2.1	S	8	0	0	0	1	0	0	0	0	0	0	14	16	0.00	0.000

PITCHER	IP	WLS	BF	H	R	ER	SO	BB	IBB	HBP	BLK	WP	HR	S	P	ERA	WHIP

TOP

Chicago Cubs @ New York Mets

Shea Stadium, Flushing, NY

Sun Sep 18 1977, 3:38 AM EDT

Att. 5,191 - Sunny - 76 F

livebaseballscorecards.com

AB	33
R	0
H	4
RBI	0
BB	3
SO	2
LOB	15

WP: 0	PA: 36		
PB: 1			
SB: 1			
CS: 0			

Batter	1	2	3	4	5	6	7	8	9	AB	R	H	RBI	BB	SO	LOB
Lee Mazzilli, S (1, 8) OBP: 0.333, SLG: 0.323	L8		K		4-3		1B	P6		5	1	1	1	0	1	2
Leo Foster, R (1, 4) OBP: 0.273, SLG: 0.246	S		K		1-3		1B	G3-6-3		3	0	1	0	0	1	1
Ed Kranepool, L (7, PH) OBP: 0.331, SLG: 0.454										1	0	1	0	0	0	0
Bud Harrelson, S (7, PR) (8, 6) OBP: 0.259, SLG: 0.235	1B						3B	1B		1	1	1	0	0	0	0
Bruce Boisclair, L (1, 9) OBP: 0.363, SLG: 0.407	K		E BB		K		3B	G3-6-3		4	1	1	1	1	2	3
Steve Henderson, R (1, 7) OBP: 0.368, SLG: 0.479	F9		E5			5-3	1B			4	1	1	2	0	0	2
John Milner, L (1, 3) OBP: 0.358, SLG: 0.428		K	P8			1B	F2			4	0	1	0	0	1	4
Ron Hodges, L (1, 2) OBP: 0.304, SLG: 0.315		F8	4-3 2B			K	IBB			3	0	1	0	1	1	1
Roy Staiger, R (1, 5) OBP: 0.262, SLG: 0.356		1B	4-3			5-3	FC6-4			3	0	1	0	0	0	2
Bob Myrick, R (7, 1) OBP: 0.200, SLG: 0.200			2-3				1-2 3-H			1	0	1	1	0	0	0
Doug Flynn, R (1, 6) OBP: 0.228, SLG: 0.240		F5-3	F1				F6 SH1-3 1B FC6-4			4	1	0	0	0	0	4
Craig Swan, R (1, 1) OBP: 0.174, SLG: 0.174			BB E 1B				SH1-3	1B BLK 1B		2	1	1	0	0	1	1
Lenny Randle, S (7, 5) OBP: 0.381, SLG: 0.399			K				1-2			1	0	1	0	0	0	0
Inning Stats	R: 0 E: 0 K: 1 S: 10 H: 1 LOB: 1 BB: 0 P: 14	R: 0 E: 0 K: 1 S: 11 H: 1 LOB: 1 BB: 0 P: 16	R: 1 E: 1 K: 2 S: 9 H: 1 LOB: 2 BB: 1 P: 13	R: 0 E: 0 K: 1 S: 6 H: 1 LOB: 1 BB: 0 P: 6	R: 0 E: 0 K: 1 S: 8 H: 0 LOB: 0 BB: 0 P: 10	R: 0 E: 0 K: 1 S: 7 H: 1 LOB: 1 BB: 0 P: 9	R: 5 E: 1 K: 0 S: 9 H: 5 LOB: 2 BB: 1 P: 13	R: 0 E: 0 K: 0 S: 7 H: 2 LOB: 1 BB: 0 P: 8		1B: 10 2B: 1 3B: 1 HR: 0 SF: 0 SAC: 1 DP: 1 HBP: 0						

BOTTOM

Chicago Cubs @ New York Mets

Shea Stadium, Flushing, NY

Sun Sep 18 1977, 3:38 AM EDT

Att. 5,191 - Sunny - 76 F

livebaseballscorecards.com

AB	36
R	6
H	12
RBI	5
BB	2
SO	7
LOB	20

PITCHER		IP	WLS	BF	H	R	ER	SO	BB	IBB	HBP	BLK	WP	HR	S	P	ERA	WHIP
Mike Krukow, R ERA: 4.53	(1, 1)	6.0	L	25	5	1	0	7	1	0	0	0	0	0	51	68	0.00	1.000
Pete Broberg, R ERA: 4.59	(7, 1)	0.1		3	1	2	1	0	0	0	0	0	0	0	3	3	27.00	3.000
Dave Giusti, R ERA: 3.51	(7, 1)	0.0		3	3	2	2	0	0	0	0	0	0	0	3	3	∞	∞
Donnie Moore, R ERA: 4.53	(7, 1)	1.2		8	3	1	0	0	0	1	0	1	0	0	10	15	0.00	1.800

PITCHER	IP	WLS	BF	H	R	ER	SO	BB	IBB	HBP	BLK	WP	HR	S	P	ERA	WHIP

Batter	1	2	3	4	5	6	7	8	9	AB	R	H	RBI	BB	SO	LOB
Frank Taveras, R (1, 6) OBP: 0.311, SLG: 0.333	F9		1-3			F6-3		F5		4	0	0	0	0	0	1
Phil Garner, R (1, 4) OBP: 0.322, SLG: 0.441	L4			S 1B		K		F8		4	0	1	0	0	1	1
Dave Parker, L (1, 9) OBP: 0.398, SLG: 0.533	K			K			K	1B 1B 1B 1-2		4	1	1	0	0	3	1
Bill Robinson, R (1, 3) OBP: 0.340, SLG: 0.534		F9		F8 1-2			5-3	1B 1-2 2-H		4	0	1	1	0	0	1
Al Oliver, L (1, 7) OBP: 0.349, SLG: 0.467		F9		F9			1B 1B BB	1-2 2-H 1B		3	1	1	1	1	0	1
Ed Ott, L (1, 2) OBP: 0.338, SLG: 0.392		HR			4-3		1B 1-3 1B	F5		4	1	2	1	0	0	2
Ken Macha, R (1, 5) OBP: 0.309, SLG: 0.328		L9			CS BB		1B 1-3 3-H 1B		K	2	0	1	1	1	0	0
Mario Mendoza, R (8, 5) OBP: 0.235, SLG: 0.244										1	0	0	0	0	1	0
Omar Moreno, L (1, 8) OBP: 0.296, SLG: 0.367			K		K 1-2		F7		F7	4	0	0	0	0	2	3
John Candelaria, L (1, 1) OBP: 0.244, SLG: 0.307			G3			F7		1B 1B BB	F9	3	1	0	0	1	0	0
Inning Stats	R: 0 E: 0 K: 1 S: 5 H: 0 LOB: 0 BB: 0 P: 5	R: 1 E: 0 K: 0 S: 4 H: 1 LOB: 0 BB: 0 P: 4	R: 0 E: 0 K: 1 S: 5 H: 0 LOB: 0 BB: 0 P: 5	R: 0 E: 0 K: 1 S: 6 H: 1 LOB: 1 BB: 0 P: 6	R: 0 E: 0 K: 1 S: 4 H: 0 LOB: 1 BB: 1 P: 8	R: 0 E: 0 K: 1 S: 5 H: 0 LOB: 0 BB: 0 P: 5	R: 1 E: 0 K: 1 S: 7 H: 2 LOB: 2 BB: 1 P: 11	R: 2 E: 0 K: 0 S: 6 H: 3 LOB: 2 BB: 1 P: 10	R: 0 E: 0 K: 1 S: 5 H: 0 LOB: 0 BB: 0 P: 5	1B: 6 2B: 1 3B: 0 HR: 1 SF: 0 SAC: 0 DP: 1 HBP: 0	WP: 0 PB: 0 SB: 1 CS: 1 PA: 36					

PITCHER		IP	WLS	BF	H	R	ER	SO	BB	IBB	HBP	BLK	WP	HR	S	P	ERA	WHIP
Nino Espinosa, R ERA: 3.61	(1, 1)	7.2	L	31	6	4	4	6	3	0	0	0	0	1	40	52	4.70	1.174
Skip Lockwood, R ERA: 3.1	(8, 1)	1.1		5	1	0	0	1	0	0	0	0	0	0	7	7	0.00	0.750

PITCHER	IP	WLS	BF	H	R	ER	SO	BB	IBB	HBP	BLK	WP	HR	S	P	ERA	WHIP

TOP

Pittsburgh Pirates @ New York Mets

Shea Stadium, Flushing, NY

Tue Sep 20 1977, 7:05 PM EDT

Att. 3,372 - Unknown

livebaseballscorecards.com

AB	33
R	4
H	7
RBI	4
BB	3
SO	7
LOB	10

BOTTOM

Pittsburgh Pirates @ New York Mets

Shea Stadium, Flushing, NY

Tue Sep 20 1977, 7:05 PM EDT

Att. 3,372 - Unknown

livebaseballscorecards.com

Batter	1	2	3	4	5	6	7	8	9	AB	R	H	RBI	BB	SO	LOB
Lenny Randle, S (1, 5) OBP: 0.380, SLG: 0.398	K		SH2-4		K			1B		3	0	1	0	0	2	0
Lee Mazzilli, S (1, 8) OBP: 0.332, SLG: 0.323	F3		L4		S			K		4	0	1	0	0	1	2
Steve Henderson, R (1, 7) OBP: 0.369, SLG: 0.479	CS		K		F8			G4-6-3		4	0	2	0	0	1	2
Mike Vail, R (1, 9) OBP: 0.312, SLG: 0.401	CS	E		2B		F4		G4-6-3		3	2	1	0	1	0	2
John Stearns, R (1, 2) OBP: 0.365, SLG: 0.408		E9				K			F7	4	0	1	0	0	1	1
Luis Rosado, R (1, 3) OBP: 0.263, SLG: 0.250		K		SF8		L7			F9	3	0	0	1	0	1	2
Joel Youngblood, R (1, 4) OBP: 0.294, SLG: 0.307		E6		F8			5-3		F4	4	0	0	1	0	0	2
Doug Flynn, R (1, 6) OBP: 0.226, SLG: 0.237		F6-4-3		F1-3			F4-3			3	0	0	0	0	0	3
Nino Espinosa, R (1, 1) OBP: 0.158, SLG: 0.130			E9		6-3		6-3			3	0	0	0	0	0	0
Skip Lockwood, R (8, 1) OBP: 0.200, SLG: 0.200										0	0	0	0	0	0	0

AB	31
R	2
H	6
RBI	2
BB	1
SO	6
LOB	14

Inning Stats	1	2	3	4	5	6	7	8	9
	R: 0 E: 0 K: 1 S: 5	H: 1 LOB: 0 BB: 0 P: 5	R: 1 E: 2 K: 1 S: 7	H: 1 LOB: 1 BB: 0 P: 7	R: 0 E: 1 K: 1 S: 6	H: 0 LOB: 1 BB: 0 P: 6	R: 1 E: 0 K: 0 S: 4	H: 1 LOB: 1 BB: 1 P: 8	R: 0 E: 0 K: 1 S: 6	H: 1 LOB: 1 BB: 0 P: 6	R: 0 E: 0 K: 1 S: 5	H: 0 LOB: 0 BB: 0 P: 5	R: 0 E: 0 K: 0 S: 3	H: 0 LOB: 0 BB: 0 P: 3	R: 0 E: 0 K: 1 S: 6	H: 2 LOB: 1 BB: 0 P: 6	R: 0 E: 0 K: 0 S: 3	H: 0 LOB: 0 BB: 0 P: 3

	1B	SF	WP	PA
	2B	SAC	PB	
	3B	DP	SB	
	HR	HBP	CS	

PITCHER	IP	WLS	BF	H	R	ER	SO	BB	IBB	HBP	BLK	WP	HR	S	P	ERA	WHIP
John Candelaria, L (1, 1) ERA: 2.48	9.0	W	34	6	2	1	6	1	0	0	0	0	0	45	49	1.00	0.778

PITCHER	IP	WLS	BF	H	R	ER	SO	BB	IBB	HBP	BLK	WP	HR	S	P	ERA	WHIP

Batter	1	2	3	4	5	6	7	8	9	AB	R	H	RBI	BB	SO	LOB
Frank Taveras, R (1, 6) OBP: 0.311, SLG: 0.333	L3		F3			1B			FC5 BB 1B	5	1	2	0	0	1	2
Phil Garner, R (1, 4) OBP: 0.323, SLG: 0.439	G4-6-3 1B		6-3			5-3 1-2	K		1-2 BB	4	0	1	0	1	1	3
Fernando Gonzalez, R (1, 9) OBP: 0.318, SLG: 0.400 Miguel Dilone, S (6, PR) (6, 9) OBP: 0.174, SLG: 0.136	G4-6-3 1-2f		K2-3			1B 2-H 1B		2B 1B	FC5 2-3f	3 2	0 1	1 1	1 0	0 0	1 0	2 2
Bill Robinson, R (1, 3) OBP: 0.339, SLG: 0.534		1-3		K		K		4-3 1B 1-H 2B		4	1	1	1	0	2	1
Al Oliver, L (1, 7) OBP: 0.350, SLG: 0.467		E 1B		F9		S 1-3 1B		4-3 2-3		4	0	2	0	0	0	1
Ken Macha, R (1, 5) OBP: 0.306, SLG: 0.324 Mario Mendoza, R (8, 5) OBP: 0.235, SLG: 0.244	E1 FC3-6 1-2		4-3			K 1-2		L4-3 3-H 1B		4 0	0 0	1 0	1 0	0 0	1 0	3 0
Duffy Dyer, R (1, 2) OBP: 0.369, SLG: 0.321	K				6-3		FC4-6 BB	L4-3 1-2		3	0	0	0	1	1	3
Omar Moreno, L (1, 8) OBP: 0.294, SLG: 0.364	FC3-6 1-2f				K	FC4-6 1B 1-2f 1B			4-3	4	1	0	0	0	1	3
Bruce Kison, R (1, 1) OBP: 0.286, SLG: 0.368 Rich Gossage, R (7, 1) OBP: 0.217, SLG: 0.261			2B		K	1B 1-H			K	3 1	0 0	2 0	1 0	0 0	1 1	0 0
Inning Stats	R: 0 E: 0 K: 0 S: 3 H: 1 LOB: 0 BB: 0 P: 3	R: 0 E: 1 K: 1 S: 7 H: 1 LOB: 2 BB: 0 P: 7	R: 0 E: 0 K: 1 S: 6 H: 1 LOB: 1 BB: 0 P: 6	R: 0 E: 0 K: 1 S: 5 H: 0 LOB: 0 BB: 0 P: 5	R: 0 E: 0 K: 2 S: 7 H: 0 LOB: 0 BB: 0 P: 7	R: 1 E: 0 K: 2 S: 10 H: 3 LOB: 3 BB: 0 P: 10	R: 1 E: 0 K: 2 S: 8 H: 1 LOB: 1 BB: 1 P: 12	R: 2 E: 0 K: 0 S: 5 H: 3 LOB: 0 BB: 0 P: 5	R: 0 E: 0 K: 1 S: 6 H: 1 LOB: 2 BB: 1 P: 10	1B: 9 2B: 3 3B: 0 HR: 0	SF: 0 SAC: 0 DP: 2 HBP: 0						

TOP

Pittsburgh Pirates @ New York Mets

Shea Stadium, Flushing, NY

Wed Sep 21 1977, 7:05 PM EDT

Att. 5,044 - Unknown

livebaseballscorecards.com

AB	37
R	4
H	11
RBI	4
BB	2
SO	10
LOB	20

PITCHER		IP	WLS	BF	H	R	ER	SO	BB	IBB	HBP	BLK	WP	HR	S	P	ERA	WHIP
Jerry Koosman, L ERA: 3.49	(1, 1)	8.0	L	34	10	4	4	9	1	0	0	0	0	0	51	55	4.50	1.375
Bob Myrick, L ERA: 3.87	(9, 1)	1.0		5	1	0	0	1	1	0	0	0	0	0	6	10	0.00	2.000

PITCHER	IP	WLS	BF	H	R	ER	SO	BB	IBB	HBP	BLK	WP	HR	S	P	ERA	WHIP

WP: 0 PB: 0 SB: 4 CS: 0 PA: 39

BOTTOM

Pittsburgh Pirates @ New York Mets

Shea Stadium, Flushing, NY

Wed Sep 21 1977, 7:05 PM EDT

Att. 5,044 - Unknown

livebaseballscorecards.com

Batter	1	2	3	4	5	6	7	8	9	AB	R	H	RBI	BB	SO	LOB
Lenny Randle, S (1, 5) OBP: 0.379, SLG: 0.397	3-1		K			F8		G4-3 1B		4	0	1	0	0	1	0
Lee Mazzilli, S (1, 8) OBP: 0.330, SLG: 0.320	F7			G3		4-3		G4-3 1-2f		4	0	0	0	0	0	1
Bob Myrick, R (9, 1) OBP: 0.200, SLG: 0.200										0	0	0	0	0	0	0
Bruce Boisclair, L (1, 9) OBP: 0.362, SLG: 0.405	F8			F8		1B			F8	4	0	1	0	0	0	0
Steve Henderson, R (1, 7) OBP: 0.370, SLG: 0.478		1-3		1B		4-3			BB	3	0	1	0	1	0	1
John Milner, L (1, 3) OBP: 0.357, SLG: 0.426		FC6-4 1B		K			F8		F9	4	0	1	0	0	1	2
John Stearns, R (1, 2) OBP: 0.366, SLG: 0.406		FC6-4 S 1-2f			FC1-6 BB		1B BB		K	2	0	0	0	2	1	2
Joel Youngblood, R (1, 4) OBP: 0.294, SLG: 0.308		K 1-2			K		G6-4-3 1B			3	0	1	0	0	2	2
Bud Harrelson, S (1, 6) OBP: 0.257, SLG: 0.233			6-3		FC1-6 FC5-4 1-2f		G6-4-3 1-2f			2	0	0	0	0	0	1
Ed Kranepool, L (7, PH) OBP: 0.330, SLG: 0.453										1	0	0	0	0	0	2
Doug Flynn, R (8, 6) OBP: 0.226, SLG: 0.237										0	0	0	0	0	0	0
Jerry Koosman, R (1, 1) OBP: 0.122, SLG: 0.153			P4		FC5-4 1-2f			4-3		2	0	0	0	0	0	1
Pepe Mangual, R (8, PH) (9, 8) OBP: 0.200, SLG: 0.200										1	0	0	0	0	0	0

	AB	30
	R	0
	H	5
	RBI	0
	BB	3
	SO	5
	LOB	12

Inning Stats	1	2	3	4	5	6	7	8	9	1B: 5	SF: 0	WP: 0	PA: 33
R:	0	0	0	0	0	0	0	0	0	2B: 0	SAC: 0	PB: 0	
E:	0	0	0	0	0	0	0	0	0	3B: 0	DP: 2	SB: 1	
K:	0	1	1	1	1	0	0	1	1	HR: 0	HBP: 0	CS: 0	
S:	3	6	5	6	5	4	3	3	5				
H:	0	1	0	1	0	1	1	1	0				
LOB:	0	1	0	1	1	1	1	0	1				
BB:	0	0	0	0	1	0	1	0	1				
P:	3	6	5	6	9	4	7	3	9				

PITCHER		IP	WLS	BF	H	R	ER	SO	BB	IBB	HBP	BLK	WP	HR	S	P	ERA	WHIP
Bruce Kison, R ERA: 4.66	(1, 1)	6.1	W	25	4	0	0	4	2	0	0	0	0	0	31	39	0.00	0.947
Rich Gossage, R ERA: 1.71	(7, 1)	2.2	S	8	1	0	0	1	1	0	0	0	0	0	9	13	0.00	0.750

Batter	1	2	3	4	5	6	7	8	9	AB	R	H	RBI	BB	SO	LOB
Lou Brock, L (1, 7) OBP: 0.316, SLG: 0.355	F6-3		B2		4-3	1B FC5-2 1B 2-3 3-H	FC5-2 1-2 2-3 3-Hf	K		4	0	1	1	0	0	0
Rick Bosetti, R (6, 7) OBP: 0.314, SLG: 0.238										2	0	0	0	0	1	6
Jim Dwyer, L (1, 9) OBP: 0.500, SLG: 0.462	G3		BBBB 4-0 1B BB		F9	FC5-2 1B 1B 1-3 3-H	K		SSS 0-3 K	2	0	0	0	1	0	0
Mike Anderson, R (6, PH) OBP: 0.281, SLG: 0.338 (6, 9)										3	1	1	1	0	2	3
Garry Templeton, S (1, 6) OBP: 0.334, SLG: 0.445	CS 1B		1-2 1B		2B	FC5-2 1B 2-3 3-H		4-3	6-3	6	0	3	0	0	0	2
Ted Simmons, S (1, 2) OBP: 0.412, SLG: 0.509	F 1-2	F6	F7		F2	1B 1-3 3-H		BBBB 4-0 BB 1B BB	F7	6	1	1	1	1	0	4
Keith Hernandez, L (1, 3) OBP: 0.381, SLG: 0.463		3-1	G3			1B BB 1B 1B F9		BBBB 4-0 E 1B BB 1-2 BB		4	2	1	0	1	0	4
Taylor Duncan, R (1, 5) OBP: 0.385, SLG: 0.636		BB 1B 1B		HR		SSS 0-3 K	BBBB 4-0 BB BB FC5-2 BB		F9	4	2	2	1	1	1	3
Jerry Mumphrey, S (1, 8) OBP: 0.361, SLG: 0.398		BBBB 4-0 1B WP 1-2 BB		0-0 F7		BBBB 4-0 1B 1B 1-2 BB	0-0 F7	0-0 E4 BB 1-3 2-H 1B		3	2	1	1	2	0	1
Mike Phillips, L (1, 4) OBP: 0.267, SLG: 0.258		0-0 WP 1-3 2-H 1B	SSS 0-3 K			0-0 1B 1B 1-2 2-3 1B	BBBB 4-0 FC5-2 BB 1-2	IIII 4-0 BB IBB		3	1	2	1	2	1	0
Bob Forsch, R (1, 1) OBP: 0.183, SLG: 0.203		SSS 0-3 K 1-2 3-H		0-0 5-3		BBBB 0-0 1B 1B 1-3 2-H 3-H 1B	BBBB 4-0 FC5-2 1-2 2-3 BB	BBBB 4-0 BB 1-2 2-3 3-H		3	1	1	2	0	1	1
Buddy Schultz, R (6, 1) OBP: 0.286, SLG: 0.167										0	0	0	0	1	0	0
Rawly Eastwick, R (7, 1) OBP: 0.385, SLG: 0.273										0	0	0	1	1	0	0
Inning Stats	R: 0 H: 1 E: 0 LOB: 0 K: 0 BB: 0 S: 3 P: 3	R: 2 H: 2 E: 0 LOB: 1 K: 1 BB: 1 S: 7 P: 11	R: 0 H: 1 E: 0 LOB: 2 K: 0 BB: 1 S: 4 P: 8	R: 1 H: 1 E: 0 LOB: 0 K: 1 BB: 0 S: 6 P: 6	R: 0 H: 1 E: 0 LOB: 1 K: 0 BB: 0 S: 4 P: 4	R: 5 H: 6 E: 0 LOB: 2 K: 1 BB: 1 S: 11 P: 15	R: 0 H: 0 E: 0 LOB: 3 K: 1 BB: 3 S: 5 P: 17	R: 2 H: 1 E: 1 LOB: 3 K: 1 BB: 4 S: 6 P: 22	R: 0 H: 0 E: 0 LOB: 0 K: 1 BB: 0 S: 5 P: 5	1B: 11 SF: 0 2B: 1 SAC: 0 3B: 0 DP: 0 HR: 1 HBP: 0						

PITCHER		IP	WLS	BF	H	R	ER	SO	BB	IBB	HBP	BLK	WP	HR	S	P	ERA	WHIP
Roy Lee Jackson, R ERA: 6.35	(1, 1)	5.1	L	28	9	7	7	3	3	0	0	0	1	1	30	42	11.81	2.250
Bob Myrick, L ERA: 3.95	(6, 1)	0.2		5	3	1	1	0	0	0	0	0	0	0	5	5	13.50	4.500
Rick Baldwin, R ERA: 4.5	(7, 1)	1.2		13	1	2	2	1	6	1	0	0	0	0	8	36	10.80	4.200
Paul Siebert, L ERA: 2.97	(8, 1)	0.1		1	0	0	0	1	0	0	0	0	0	0	3	3	0.00	0.000
John Pacella, R ERA:	(9, 1)	1.0		3	0	0	0	1	0	0	0	0	0	0	5	5	0.00	0.000

PITCHER	IP	WLS	BF	H	R	ER	SO	BB	IBB	HBP	BLK	WP	HR	S	P	ERA	WHIP

St. Louis Cardinals @ New York Mets

Shea Stadium, Flushing, NY

Fri Sep 23 1977, 7:05 PM EDT

Att. 4,288 - Unknown

TOP

livebaseballscorecards.com

AB	40
R	10
H	13
RBI	9
BB	10
SO	6
LOB	24

1B: 11	SF: 0	WP: 1	PA: 50
2B: 1	SAC: 0	PB: 0	
3B: 0	DP: 0	SB: 0	
HR: 1	HBP: 0	CS: 1	

BOTTOM

St. Louis Cardinals @ New York Mets

Shea Stadium, Flushing, NY

Fri Sep 23 1977, 7:05 PM EDT

Att. 4,288 - Unknown

Batter	1	2	3	4	5	6	7	8	9	AB	R	H	RBI	BB	SO	LOB
Lenny Randle, S (1, 5) OBP: 0.380, SLG: 0.396	6-3		F7			2B 1B	BB E BB		K	4	2	1	0	1	1	0
Lee Mazzilli, S (1, 8) OBP: 0.332, SLG: 0.323	4-3		K			1-H 2B 2B	1-2 E BB		1B	4	1	2	1	1	1	0
Bruce Boisclair, L (1, 9) OBP: 0.362, SLG: 0.408	4-3			4-3		2-H 1B 2B	1-2 E4		F9	3	1	1	1	0	0	0
Mike Vail, R (7, PH) (8, 9) OBP: 0.310, SLG: 0.398										2	0	0	0	0	0	2
Steve Henderson, R (1, 7) OBP: 0.369, SLG: 0.478		1B 2B		G3		K	K			4	1	1	0	0	2	3
Ed Kranepool, L (1, 3) OBP: 0.329, SLG: 0.450		F7		4-3		2-H BB 1B		2-3		4	0	1	1	0	0	1
John Stearns, R (1, 2) OBP: 0.367, SLG: 0.404		1B E BB			5-3	1-2 BB		6-3		2	1	0	0	2	0	0
Leo Foster, R (1, 4) OBP: 0.279, SLG: 0.254		E8 CS			4-3	F9		FC5-4 BB		2	0	1	1	0	0	0
John Milner, L (6, PH) OBP: 0.357, SLG: 0.425		1-H 2-H 1B								1	0	0	0	0	0	2
Rick Baldwin, L (7, 1) OBP: 0.500, SLG: 0.500										0	0	0	0	0	0	0
Paul Siebert, L (8, 1)										0	0	0	0	0	0	0
Ron Hodges, L (8, PH) OBP: 0.310, SLG: 0.315										0	0	0	0	1	0	0
John Pacella, R (9, 1)										0	0	0	0	0	0	0
Doug Flynn, R (1, 6) OBP: 0.225, SLG: 0.235		F1 3-H			F6-3		F8	FC5-4 1-2f		2	0	0	0	0	0	1
Bob Myrick, R (6, 1) OBP: 0.200, SLG: 0.200										0	0	0	0	0	0	0
Joel Youngblood, R (7, 4) OBP: 0.291, SLG: 0.304										2	0	0	0	0	0	1
Roy Lee Jackson, R (1, 1)			4-3			4-3	K2-3		K	1	0	0	0	0	0	0
Bud Harrelson, S (6, 6) OBP: 0.254, SLG: 0.231										3	0	0	0	0	2	0

Inning Stats	1	2	3	4	5	6	7	8	9
	R: 0 E: 0 K: 0 S: 3	H: 0 LOB: 0 BB: 0 P: 3	R: 2 E: 1 K: 0 S: 4	H: 2 LOB: 0 BB: 1 P: 8	R: 0 E: 0 K: 1 S: 5	H: 0 LOB: 0 BB: 0 P: 5	R: 0 E: 0 K: 0 S: 3	H: 0 LOB: 0 BB: 0 P: 3	R: 0 E: 0 K: 0 S: 3	H: 0 LOB: 0 BB: 0 P: 3	R: 3 E: 0 K: 1 S: 9	H: 4 LOB: 2 BB: 1 P: 13	R: 1 E: 1 K: 2 S: 8	H: 0 LOB: 2 BB: 2 P: 16	R: 0 E: 0 K: 0 S: 3	H: 0 LOB: 1 BB: 1 P: 7	R: 0 E: 0 K: 2 S: 8	H: 1 LOB: 1 BB: 0 P: 8

1B: 4	SF: 0	WP: 0	PA: 39
2B: 3	SAC: 0	PB: 0	
3B: 0	DP: 0	SB: 0	
HR: 0	HBP: 0	CS: 1	

	AB	34
	R	6
	H	7
	RBI	4
	BB	5
	SO	6
	LOB	10

livebaseballscorecards.com

PITCHER		IP	WLS	BF	H	R	ER	SO	BB	IBB	HBP	BLK	WP	HR	S	P	ERA	WHIP
Bob Forsch, R ERA: 3.33	(1, 1)	5.2	W	24	6	5	4	2	2	0	0	0	0	0	26	34	6.35	1.412
Buddy Schultz, L ERA: 2.13	(6, 1)	1.0		5	0	1	0	1	2	0	0	0	0	0	5	13	0.00	2.000
Rawly Eastwick, R ERA: 3.35	(7, 1)	2.1	S	10	1	0	0	3	1	0	0	0	0	0	15	19	0.00	0.857

PITCHER	IP	WLS	BF	H	R	ER	SO	BB	IBB	HBP	BLK	WP	HR	S	P	ERA	WHIP

New York Mets @ Pittsburgh Pirates

Three Rivers Stadium, Pittsburgh, PA

Tue Sep 27 1977, 7:05 PM EDT

Att. 3,379 - Unknown

TOP

livebaseballscorecards.com

Batter	1	2	3	4	5	6	7	8	9	AB	R	H	RBI	BB	SO	LOB
Lenny Randle, S (1, 5) OBP: 0.382, SLG: 0.396 Dan Norman, R (8, 9)	G3		2B BB	2B 4-3 BB	1-2 1B			1-3	K	3 1	2 0	1 0	0 0	2 0	0 1	0 3
Lee Mazzilli, S (1, 8) OBP: 0.336, SLG: 0.332	FC5-4 1B		1-H 1B 2B	4-3 1-3 2-H HR 2B	P5			1B		5	2	4	2	0	0	2
Bruce Boisclair, L (1, 9) OBP: 0.359, SLG: 0.404 Roy Staiger, R (8, 5) OBP: 0.262, SLG: 0.356	FC5-4 S 2B 1-2f		BB 1B 2-H 1B	4-3 2-3 3-H	F8			F9		5 0	1 0	1 0	2 0	0 0	0 0	5 0
Steve Henderson, R (1, 7) OBP: 0.370, SLG: 0.489	1-H 2B		F9	3-H HR		K		F8		5	1	2	3	0	1	2
John Milner, L (1, 3) OBP: 0.359, SLG: 0.424	F8		FC5 BB 1-2 1B	BB BB		K			E BB BB	3	0	1	0	2	1	1
John Stearns, R (1, 2) OBP: 0.369, SLG: 0.402		K	1-2 2-3 BB	1-2 BB		K			1-2 E BB	2	0	0	0	3	2	0
Joel Youngblood, R (1, 4) OBP: 0.284, SLG: 0.296		F8	2-3f FC5	K			K		K	5	0	0	0	0	3	7
Doug Flynn, R (1, 6) OBP: 0.224, SLG: 0.235		F5-3		SH3 2B 1B	F8		F3		F5	5	1	1	0	0	0	2
Nino Espinosa, R (1, 1) OBP: 0.164, SLG: 0.138			K	1-2 SH3	1B 1B		5-3		1-2 2-3 E6	4	0	1	0	0	1	2

	AB	38
	R	7
	H	11
	RBI	7
	BB	7
	SO	9
	LOB	24

Inning Stats																																		
	R: 1	H: 2	R: 0	H: 0	R: 2	H: 3	R: 4	H: 3	R: 0	H: 2	R: 0	H: 0	R: 0	H: 0	R: 0	H: 1	R: 0	H: 0	1B: 7	SF: 0	WP: 0	PA: 46
	E: 0	LOB: 1	E: 0	LOB: 0	E: 0	LOB: 3	E: 0	LOB: 2	E: 0	LOB: 2	E: 0	LOB: 0	E: 0	LOB: 0	E: 0	LOB: 1	E: 1	LOB: 3	2B: 3	SAC: 1	PB: 0	
	K: 0	BB: 0	K: 1	BB: 0	K: 1	BB: 2	K: 1	BB: 3	K: 0	BB: 0	K: 3	BB: 0	K: 1	BB: 0	K: 0	BB: 0	K: 2	BB: 2	3B: 0	DP: 0	SB: 1	
	S: 5	P: 5	S: 5	P: 5	S: 8	P: 16	S: 8	P: 20	S: 5	P: 5	S: 9	P: 9	S: 5	P: 5	S: 4	P: 4	S: 8	P: 16	HR: 1	HBP: 0	CS: 0	

PITCHER		IP	WLS	BF	H	R	ER	SO	BB	IBB	HBP	BLK	WP	HR	S	P	ERA	WHIP
Bruce Kison, R ERA: 4.9	(1, 1)	3.2	L	22	8	7	7	2	3	0	0	0	0	1	23	35	17.18	3.000
Ed Whitson, R ERA: 5.59	(4, 1)	1.1		8	2	0	0	1	2	0	0	0	0	0	8	16	0.00	3.000
Dave Pagan, R ERA: 5.87	(6, 1)	3.0		10	1	0	0	4	0	0	0	0	0	0	18	18	0.00	0.333
Tim Jones, R ERA:	(9, 1)	1.0		6	0	0	0	2	2	0	0	0	0	0	8	16	0.00	2.000

PITCHER	IP	WLS	BF	H	R	ER	SO	BB	IBB	HBP	BLK	WP	HR	S	P	ERA	WHIP

BOTTOM

New York Mets @ Pittsburgh Pirates

Three Rivers Stadium, Pittsburgh, PA

Tue Sep 27 1977, 7:05 PM EDT

Att. 3,379 - Unknown

Batter	1	2	3	4	5	6	7	8	9	AB	R	H	RBI	BB	SO	LOB
Frank Taveras, R (1, 6) OBP: 0.309, SLG: 0.335	K		F6-3		1-3			K		3	0	0	0	0	1	0
Mike Edwards, R (7, 4)										1	0	0	0	0	1	0
Phil Garner, R (1, 4) OBP: 0.322, SLG: 0.438 (7, 6)	CS BB		1B BB			F6		L8		2	0	0	0	2	0	0
Dave Parker, L (1, 9) OBP: 0.400, SLG: 0.538	F5		1-3 1B			4-3			F9	3	0	1	0	0	0	1
Mike Easler, L (7, 9) OBP: 0.286, SLG: 0.429	1-2									1	0	0	0	0	0	0
Bill Robinson, R (1, 3) OBP: 0.338, SLG: 0.529		E 1B 1B	F6			K			F8	3	1	1	0	0	1	2
Dale Berra, R (7, 5) OBP: 0.133, SLG: 0.103										1	0	0	0	0	0	0
Al Oliver, L (1, 7) OBP: 0.350, SLG: 0.469		E4 K 1B 1B		4-3			1-3		5-3	3	0	0	0	0	0	1
Fernando Gonzalez, R (8, 7) OBP: 0.320, SLG: 0.398										1	0	0	0	0	0	0
Ed Ott, L (1, 2) OBP: 0.336, SLG: 0.399		S 1B		F4		4-3				3	0	1	1	0	0	0
Ken Macha, R (1, 5) OBP: 0.294, SLG: 0.300 (7, 3)	K			4-3			1B			3	0	1	0	0	1	2
Omar Moreno, L (1, 8) OBP: 0.293, SLG: 0.357		F6			F9		F5			3	0	0	0	0	0	2
Bruce Kison, R (1, 1) OBP: 0.282, SLG: 0.362			K		F3			4-1		1	0	0	0	0	1	0
Ed Whitson, R (4, 1)										0	0	0	0	0	0	0
Jim Fregosi, R (5, PH) OBP: 0.362, SLG: 0.470										1	0	0	0	0	0	0
Dave Pagan, R (6, 1)										0	0	0	0	0	0	0
Bobby Tolan, L (8, PH) OBP: 0.229, SLG: 0.300										1	0	0	0	0	0	0
Tim Jones, S (9, 1)										0	0	0	0	0	0	0
Inning Stats	R: 0 E: 0 K: 1 S: 4 H: 0 LOB: 0 BB: 1 P: 8	R: 1 E: 1 K: 1 S: 7 H: 2 LOB: 1 BB: 0 P: 7	R: 0 E: 0 K: 1 S: 6 H: 1 LOB: 2 BB: 1 P: 10	R: 0 E: 0 K: 0 S: 3 H: 0 LOB: 0 BB: 0 P: 3	R: 0 E: 0 K: 0 S: 3 H: 0 LOB: 0 BB: 0 P: 3	R: 0 E: 0 K: 1 S: 5 H: 0 LOB: 0 BB: 0 P: 5	R: 0 E: 0 K: 0 S: 4 H: 1 LOB: 1 BB: 0 P: 4	R: 0 E: 0 K: 1 S: 5 H: 0 LOB: 0 BB: 0 P: 5	R: 0 E: 0 K: 0 S: 3 H: 0 LOB: 0 BB: 0 P: 3	1B: 4 2B: 0 3B: 0 HR: 0 SF: 0 SAC: 0 DP: 0 HBP: 0						

PITCHER	IP	WLS	BF	H	R	ER	SO	BB	IBB	HBP	BLK	WP	HR	S	P	ERA	WHIP
Nino Espinosa, R (1, 1) ERA: 3.44	9.0	W	32	4	1	0	5	2	0	0	0	0	0	40	48	0.00	0.667

PITCHER	IP	WLS	BF	H	R	ER	SO	BB	IBB	HBP	BLK	WP	HR	S	P	ERA	WHIP

AB	30
R	1
H	4
RBI	1
BB	2
SO	5
LOB	8

WP: 0 PA: 32
PB: 0
SB: 1
CS: 1

livebaseballscorecards.com

Batter	1	2	3	4	5	6	7	8	9	AB	R	H	RBI	BB	SO	LOB
Lenny Randle, S (1, 5) OBP: 0.382, SLG: 0.396	E5 4-3 S 6-3		FC6-4 1B		G4-6-3 1-2f			FC6-4 1B		4	1	2	0	0	0	1
Lee Mazzilli, S (1, 8) OBP: 0.337, SLG: 0.333	4-3 1-3		FC6-4 CS 1-2f			CS 1B		FC6-4 1-2 1B		4	0	2	0	0	0	2
Steve Henderson, R (1, 7) OBP: 0.368, SLG: 0.485	6-3 3-H		CS 1-2	WP 1B SF7 BB		F3		FC6-4 G6-4-3 1-2f 2-3		3	1	0	1	1	0	3
John Stearns, R (1, 3) OBP: 0.369, SLG: 0.400 (6, 2)	F8			K		2B 1-2 BB		G6-4-3 1-2f		3	0	0	0	1	1	3
Dan Norman, R (1, 9) OBP: 0.400, SLG: 0.600		6-3		WP 1-2 1B		1-3 2B			G3	4	0	2	0	0	0	0
Luis Rosado, R (1, 2) OBP: 0.273, SLG: 0.278 Bob Myrick, R (6, 1) OBP: 0.200, SLG: 0.200 Bruce Boisclair, L (9, PH) OBP: 0.358, SLG: 0.403		FC4-6 1B		SF7 1-2 2-H		F9			K	2 0 1	0 0 0	1 0 0	1 0 0	0 0 1	0 0 0	2 0 0
Joel Youngblood, R (1, 4) OBP: 0.280, SLG: 0.292 Ed Kranepool, L (9, PH) OBP: 0.331, SLG: 0.450 Bud Harrelson, S (9, PR) OBP: 0.254, SLG: 0.231		FC4-6 1-2f		F7			6-3 1B		BB	3 0 0	0 0 0	0 0 0	0 1 0	0 0 0	0 0 0	2 0 0
Doug Flynn, R (1, 6) OBP: 0.225, SLG: 0.236 Ron Hodges, L (9, PH) OBP: 0.308, SLG: 0.312		F8			F5-3		G6-3 1B		K	3 1	0 0	1 0	0 0	0 1	0 1	1 1
Craig Swan, R (1, 1) OBP: 0.188, SLG: 0.188 John Milner, L (6, 3) OBP: 0.359, SLG: 0.423			L9		G4-6-3 1B		G6-3 1-2f			2 1	0 0	1 0	0 0	0 0	0 0	0 1
Inning Stats	R: 1 E: 1 K: 0 S: 4 H: 0 LOB: 0 BB: 0 P: 4	R: 0 E: 0 K: 0 S: 4 H: 1 LOB: 1 BB: 0 P: 4	R: 0 E: 0 K: 0 S: 3 H: 1 LOB: 0 BB: 0 P: 3	R: 1 E: 0 K: 1 S: 6 H: 1 LOB: 1 BB: 1 P: 10	R: 0 E: 0 K: 0 S: 3 H: 1 LOB: 0 BB: 0 P: 3	R: 0 E: 0 K: 0 S: 4 H: 2 LOB: 2 BB: 1 P: 8	R: 0 E: 0 K: 0 S: 3 H: 1 LOB: 0 BB: 0 P: 3	R: 0 E: 0 K: 0 S: 4 H: 2 LOB: 1 BB: 0 P: 4	R: 0 E: 0 K: 2 S: 7 H: 0 LOB: 1 BB: 1 P: 11	1B: 8 2B: 1 3B: 0 HR: 0 SF: 1 SAC: 0 DP: 3 HBP: 0						

PITCHER		IP	WLS	BF	H	R	ER	SO	BB	IBB	HBP	BLK	WP	HR	S	P	ERA	WHIP
Jim Rooker, L ERA: 3.08	(1, 1)	7.0	W	29	9	2	1	1	2	0	0	0	1	0	29	37	1.29	1.571
Rich Gossage, R ERA: 1.65	(8, 1)	2.0	S	6	0	0	0	2	1	0	0	0	0	0	9	13	0.00	0.500

PITCHER	IP	WLS	BF	H	R	ER	SO	BB	IBB	HBP	BLK	WP	HR	S	P	ERA	WHIP

TOP

New York Mets @ Pittsburgh Pirates

Three Rivers Stadium, Pittsburgh, PA

Wed Sep 28 1977, 7:05 PM EDT

Att. 2,673 - Unknown

livebaseballscorecards.com

AB	31
R	2
H	9
RBI	2
BB	3
SO	3
LOB	16

Batter	1	2	3	4	5	6	7	8	9	AB	R	H	RBI	BB	SO	LOB
Frank Taveras, R (1, 6) OBP: 0.309, SLG: 0.334	F4		F7		S BLK 1B 1B		F6-3			4	1	1	0	0	0	0
Phil Garner, R (1, 4) (7, 5) OBP: 0.325, SLG: 0.440	4-3		S 1B		1-H S 1B		F4-6-3 1B			4	0	3	1	0	0	0
Dave Parker, L (1, 9) OBP: 0.397, SLG: 0.535	4-3		1-2 F7		1-2 F8		1-2 F4-6-3			4	0	0	0	0	0	3
Bill Robinson, R (1, 3) OBP: 0.338, SLG: 0.527		F4		S E 1B	P3			F9		4	1	1	0	0	0	1
Al Oliver, L (1, 7) OBP: 0.350, SLG: 0.470		F6		1-H F7		1B 2B		K		3	1	1	0	0	0	0
Jerry Hairston, S (7, 7) OBP: 0.310, SLG: 0.329										1	0	0	0	0	1	0
Ed Ott, L (1, 2) OBP: 0.338, SLG: 0.400		1B 1B		S 1B		F6		4-3		4	0	2	0	0	0	1
Ken Macha, R (1, 5) OBP: 0.307, SLG: 0.313		1-2		1-2 K		2-H CS 1B				3	0	2	1	0	1	1
Mike Edwards, R (6, PR) (7, 4)										0	0	0	0	0	0	0
Omar Moreno, L (1, 8) OBP: 0.293, SLG: 0.357		K		3-1		1-2 S 1B				3	0	1	0	0	1	3
Jim Rooker, R (1, 1) OBP: 0.230, SLG: 0.200			F6-3		F3	1-2 4-3				3	0	0	0	0	0	1
Rich Gossage, R (8, 1) OBP: 0.250, SLG: 0.261										0	0	0	0	0	0	0
Inning Stats	R: 0 E: 0 K: 0 S: 3 H: 0 LOB: 0 BB: 0 P: 3	R: 0 E: 0 K: 1 S: 7 H: 2 LOB: 2 BB: 0 P: 7	R: 0 E: 0 K: 0 S: 4 H: 1 LOB: 1 BB: 0 P: 4	R: 1 E: 0 K: 1 S: 7 H: 2 LOB: 1 BB: 0 P: 7	R: 1 E: 0 K: 0 S: 5 H: 2 LOB: 1 BB: 0 P: 5	R: 1 E: 0 K: 0 S: 5 H: 3 LOB: 2 BB: 0 P: 5	R: 0 E: 0 K: 0 S: 3 H: 1 LOB: 0 BB: 0 P: 3	R: 0 E: 0 K: 1 S: 5 H: 0 LOB: 0 BB: 0 P: 5		1B: 10 2B: 1 3B: 0 HR: 0		SF: 0 SAC: 0 DP: 1 HBP: 0				

PITCHER		IP	WLS	BF	H	R	ER	SO	BB	IBB	HBP	BLK	WP	HR	S	P	ERA	WHIP
Craig Swan, R ERA: 4.23	(1, 1)	5.1	L	25	9	3	2	2	0	0	0	1	0	0	29	29	3.38	1.688
Bob Myrick, L ERA: 3.83	(6, 1)	2.2		8	2	0	0	1	0	0	0	0	0	0	10	10	0.00	0.750

PITCHER	IP	WLS	BF	H	R	ER	SO	BB	IBB	HBP	BLK	WP	HR	S	P	ERA	WHIP

BOTTOM

New York Mets @ Pittsburgh Pirates

Three Rivers Stadium, Pittsburgh, PA

Wed Sep 28 1977, 7:05 PM EDT

Att. 2,673 - Unknown

livebaseballscorecards.com

AB	33
R	3
H	11
RBI	2
BB	0
SO	3
LOB	10

New York Mets @ Pittsburgh Pirates

Three Rivers Stadium, Pittsburgh, PA

Thu Sep 29 1977, 7:05 PM EDT

Att. 2,504 - Unknown

TOP

livebaseballscorecards.com

Batter	1	2	3	4	5	6	7	8	9	AB	R	H	RBI	BB	SO	LOB
Lenny Randle, S (1, 5) OBP: 0.383, SLG: 0.401	CS 1B			FC5-2 3B		4-3		FC6-4 1B 1-2f		4	0	2	0	0	0	1
Lee Mazzilli, S (1, 8) OBP: 0.337, SLG: 0.333	K 1-2			FC5-2 1B E 3-H		K		1-2 1B		4	1	1	0	0	2	2
Steve Henderson, R (1, 7) OBP: 0.367, SLG: 0.482	K			E8 1B 1-H 1B		6-3		4-3		4	0	1	0	0	1	2
John Stearns, R (1, 2) OBP: 0.366, SLG: 0.396		5-3		6-3			5-3		5-3	4	0	0	0	0	0	1
Dan Norman, R (1, 9) OBP: 0.556, SLG: 0.625		F7		2-3 1B			1B		BBBB E 1B SF9 BB	3	1	2	0	1	0	0
Luis Rosado, R (1, 3) OBP: 0.269, SLG: 0.273		F9		5-3			F9		E7 1-3 1B	4	0	1	0	0	0	3
Bud Harrelson, S (9, PR) OBP: 0.254, SLG: 0.231										0	0	0	0	0	0	0
Joel Youngblood, R (1, 4) OBP: 0.276, SLG: 0.287			L4		F9		F8		SF9 3-H	3	0	0	0	0	0	1
Ed Kranepool, L (9, PH) OBP: 0.330, SLG: 0.450										0	0	0	1	0	0	0
Doug Flynn, R (1, 6) OBP: 0.226, SLG: 0.237		F4-3			F8			FC6-4 1B	K	3	0	1	0	0	0	0
John Milner, L (9, PH) OBP: 0.358, SLG: 0.422										1	0	0	0	0	1	1
Doc Medich, R (1, 1)		4-3			K			K		2	0	0	0	0	1	0
Pepe Mangual, R (8, PH) OBP: 0.167, SLG: 0.167										1	0	0	0	0	1	1
Skip Lockwood, R (8, 1) OBP: 0.200, SLG: 0.200										0	0	0	0	0	0	0
Inning Stats	R: 0 E: 0 K: 2 S: 7 H: 1 LOB: 0 BB: 0 P: 7	R: 0 E: 0 K: 0 S: 3 H: 0 LOB: 0 BB: 0 P: 3	R: 0 E: 0 K: 0 S: 3 H: 0 LOB: 0 BB: 0 P: 3	R: 1 E: 1 K: 0 S: 6 H: 3 LOB: 2 BB: 0 P: 6	R: 0 E: 0 K: 1 S: 5 H: 0 LOB: 0 BB: 0 P: 5	R: 0 E: 0 K: 1 S: 5 H: 0 LOB: 0 BB: 0 P: 5	R: 0 E: 0 K: 0 S: 4 H: 1 LOB: 1 BB: 0 P: 4	R: 0 E: 0 K: 1 S: 7 H: 2 LOB: 2 BB: 0 P: 7	R: 1 E: 1 K: 1 S: 6 H: 1 LOB: 1 BB: 1 P: 10	1B: 7 2B: 0 3B: 1 HR: 0 SF: 1 SAC: 0 DP: 0 HBP: 0						

AB	33
R	2
H	8
RBI	1
BB	1
SO	6
LOB	12

WP: 0 PB: 0 SB: 0 CS: 1 PA: 35

PITCHER		IP	WLS	BF	H	R	ER	SO	BB	IBB	HBP	BLK	WP	HR	S	P	ERA	WHIP
Terry Forster, L ERA: 4.43	(1, 1)	8.1	W	33	8	2	1	5	1	0	0	0	0	0	42	46	1.08	1.080
Kent Tekulve, R ERA: 2.91	(9, 1)	0.2	S	2	0	0	0	1	0	0	0	0	0	0	4	4	0.00	0.000

PITCHER	IP	WLS	BF	H	R	ER	SO	BB	IBB	HBP	BLK	WP	HR	S	P	ERA	WHIP

Batter	1	2	3	4	5	6	7	8	9	AB	R	H	RBI	BB	SO	LOB
Frank Taveras, R (1, 6) OBP: 0.308, SLG: 0.333	FC4-6 1B		F6-3 1-2		K			K		4	0	1	0	0	2	3
Omar Moreno, L (1, 8) OBP: 0.293, SLG: 0.355	FC4-6 S 1B 1-2f			BBBB S 3B BB		L1		4-3 2-3		3	2	0	0	1	0	2
Phil Garner, R (1, 4) OBP: 0.328, SLG: 0.446	CS 1B 1-H			SF9 1-H 3B		F8		1B 3-H 1B		4	1	3	3	0	0	0
Mike Easler, L (1, 9) OBP: 0.273, SLG: 0.400	5-3 1-2			SF9 3-H		G3		1-3 1B		3	0	1	1	0	0	1
Ed Ott, L (1, 2) OBP: 0.334, SLG: 0.395		G3		4-3			4-3	4-3		4	0	0	0	0	0	2
Ken Macha, R (1, 3) OBP: 0.297, SLG: 0.302		K		F5-6-3			F8			3	0	0	0	0	1	0
Dale Berra, R (1, 5) OBP: 0.152, SLG: 0.125		F7			2B 1B		K			3	0	1	0	0	1	0
Jerry Hairston, S (1, 7) OBP: 0.322, SLG: 0.368			4-3		1-H 2B			2B 2B		3	1	2	0	0	0	0
Terry Forster, L (1, 1) OBP: 0.346, SLG: 0.462 Kent Tekulve, R (9, 1) OBP: 0.250, SLG: 0.250			F6-3 1B		F7			4-3 2-H 1B 2B		3 0	1 0	2 0	1 0	0 0	0 0	1 0
Inning Stats	R: 1 E: 0 K: 0 S: 4 H: 2 LOB: 0 BB: 0 P: 4	R: 0 E: 0 K: 1 S: 5 H: 0 LOB: 0 BB: 0 P: 5	R: 0 E: 0 K: 0 S: 3 H: 1 LOB: 0 BB: 0 P: 3	R: 2 E: 0 K: 0 S: 4 H: 1 LOB: 0 BB: 1 P: 8	R: 0 E: 0 K: 1 S: 6 H: 2 LOB: 1 BB: 0 P: 6	R: 0 E: 0 K: 0 S: 3 H: 0 LOB: 0 BB: 0 P: 3	R: 0 E: 0 K: 1 S: 5 H: 0 LOB: 0 BB: 0 P: 5	R: 2 E: 0 K: 1 S: 9 H: 4 LOB: 2 BB: 0 P: 9		1B: 6 2B: 3 3B: 1 HR: 0 SF: 1 SAC: 0 DP: 1 HBP: 0						

PITCHER		IP	WLS	BF	H	R	ER	SO	BB	IBB	HBP	BLK	WP	HR	S	P	ERA	WHIP
Doc Medich, R ERA: 4.53	(1, 1)	7.0	L	25	6	3	3	3	1	0	0	0	0	0	30	34	3.86	1.000
Skip Lockwood, R ERA: 3.24	(8, 1)	1.0		7	4	2	2	1	0	0	0	0	0	0	9	9	18.00	4.000

PITCHER	IP	WLS	BF	H	R	ER	SO	BB	IBB	HBP	BLK	WP	HR	S	P	ERA	WHIP

BOTTOM

New York Mets @ Pittsburgh Pirates

Three Rivers Stadium, Pittsburgh, PA

Thu Sep 29 1977, 7:05 PM EDT

Att. 2,504 - Unknown

livebaseballscorecards.com

AB	30
R	5
H	10
RBI	5
BB	1
SO	4
LOB	9

WP: 0	PA: 32			
PB: 0				
SB: 2				
CS: 1				

Batter	1	2	3	4	5	6	7	8	9	AB	R	H	RBI	BB	SO	LOB
Lenny Randle, S (1, 5) OBP: 0.381, SLG: 0.398	4-3		6-3			G3	F7			4	0	0	0	0	0	2
Lee Mazzilli, S (1, 8) OBP: 0.338, SLG: 0.333	1-3		E4			1B	BB			3	0	1	0	1	0	0
Bruce Boisclair, L (1, 9) OBP: 0.357, SLG: 0.404	WP 2B		L6			F7	F8			4	0	1	0	0	0	5
Steve Henderson, R (1, 7) OBP: 0.366, SLG: 0.478	BBBB 2-3 BB			6-3		G3		F7		3	0	0	0	1	0	1
John Milner, L (1, 3) OBP: 0.355, SLG: 0.418	F7			3-1			3-1	L3		4	0	0	0	0	0	2
Ron Hodges, L (1, 2) OBP: 0.306, SLG: 0.319		SSS K		SSS K			1B 2B	G3		4	1	1	0	0	2	0
Joel Youngblood, R (1, 4) OBP: 0.285, SLG: 0.293		L1-3 1B			5-3		BBBB 1B BB		FC6-4 1B	3	1	2	0	1	0	0
Bud Harrelson, S (1, 6) OBP: 0.256, SLG: 0.233 Ed Kranepool, L (7, PH) OBP: 0.332, SLG: 0.452 Doug Flynn, R (7, PR) OBP: 0.226, SLG: 0.236 (7, 6)	1-2 L1-3				G6-4-3 1B		1-2 2-H BB 1B		1-2f FC6-4 G5-4-3	2	0	1	0	0	0	1
										1	0	1	1	0	0	0
										1	0	0	0	0	0	1
Jackson Todd, R (1, 1) OBP: 0.111, SLG: 0.059 Bob Myrick, R (5, 1) OBP: 0.200, SLG: 0.200 John Stearns, R (7, PH) OBP: 0.367, SLG: 0.397 Skip Lockwood, R (7, 1) OBP: 0.200, SLG: 0.200 Paul Siebert, L (8, 1) Dan Norman, R (9, PH) OBP: 0.500, SLG: 0.556			F9		G6-4-3 1-2f		1-2 2-H BB 1B		G5-4-3 1-2f	2	0	0	0	0	0	1
										0	0	0	0	0	0	0
										1	0	1	1	0	0	0
										0	0	0	0	0	0	0
										0	0	0	0	0	0	0
										1	0	0	0	0	0	1
Inning Stats	R: 0 E: 0 K: 0 S: 4 H: 1 LOB: 2 BB: 1 P: 8	R: 0 E: 0 K: 1 S: 5 H: 1 LOB: 0 BB: 0 P: 5	R: 0 E: 1 K: 0 S: 4 H: 0 LOB: 1 BB: 0 P: 4	R: 0 E: 0 K: 1 S: 5 H: 0 LOB: 0 BB: 0 P: 5	R: 0 E: 0 K: 0 S: 3 H: 1 LOB: 0 BB: 0 P: 3	R: 0 E: 0 K: 0 S: 4 H: 1 LOB: 1 BB: 0 P: 4	R: 2 E: 0 K: 0 S: 6 H: 3 LOB: 3 BB: 2 P: 14	R: 0 E: 0 K: 0 S: 3 H: 0 LOB: 0 BB: 0 P: 3	R: 0 E: 0 K: 0 S: 3 H: 1 LOB: 0 BB: 0 P: 3	1B: 6 2B: 3 3B: 0 HR: 0	SF: 0 SAC: 0 DP: 3 HBP: 0						

TOP

New York Mets @ St. Louis Cardinals

Busch Stadium, St. Louis, MO

Fri Sep 30 1977, 7:05 PM CDT

Unknown

livebaseballscorecards.com

AB	33
R	2
H	8
RBI	2
BB	3
SO	2
LOB	14

PITCHER		IP	WLS	BF	H	R	ER	SO	BB	IBB	HBP	BLK	WP	HR	S	P	ERA	WHIP
John Denny, R ERA: 4.51	(1, 1)	9.0	W	36	8	2	2	2	3	0	0	0	1	0	37	49	2.00	1.222

PITCHER		IP	WLS	BF	H	R	ER	SO	BB	IBB	HBP	BLK	WP	HR	S	P	ERA	WHIP

Batter	1	2	3	4	5	6	7	8	9	AB	R	H	RBI	BB	SO	LOB
Lou Brock, L (1, 7) OBP: 0.317, SLG: 0.353	F7		P6		BB		F6-3	S		4	3	2	1	1	0	0
Rick Bosetti, R (9, 7) OBP: 0.314, SLG: 0.238										0	0	0	0	0	0	0
Jerry Mumphrey, S (1, 8) OBP: 0.356, SLG: 0.391	1-3		F7		S		F6-3			5	2	2	1	0	0	1
Garry Templeton, S (1, 6) OBP: 0.338, SLG: 0.451	S		6-3		S		F6-3			5	0	3	3	0	0	1
Ted Simmons, S (1, 2) OBP: 0.410, SLG: 0.501	IBB			F3	IBB			F8		2	0	0	0	3	0	1
Keith Hernandez, L (1, 3) OBP: 0.382, SLG: 0.462	5-3			S	F7					3	0	1	1	1	0	4
Ken Reitz, R (1, 5) OBP: 0.296, SLG: 0.420		HR		F8	4-3		L8			4	1	1	1	0	0	5
Jim Dwyer, L (1, 9) OBP: 0.444, SLG: 0.364	4-3			BB		E6 CS		F6-3		1	0	0	0	1	0	0
Mike Anderson, R (6, 9) OBP: 0.278, SLG: 0.333										2	0	0	0	0	0	0
Mike Phillips, L (1, 4) OBP: 0.263, SLG: 0.255	1-3			G3		F7		SH1-4		4	1	1	0	0	0	3
John Denny, R (1, 1) OBP: 0.132, SLG: 0.098	F7				K	F8		SH1-4		3	0	0	0	0	1	0
Inning Stats	R: 0 H: 1 E: 0 LOB: 2 K: 0 BB: 1 S: 4 P: 8	R: 1 H: 1 E: 0 LOB: 0 K: 0 BB: 0 S: 4 P: 4	R: 0 H: 0 E: 0 LOB: 0 K: 0 BB: 0 S: 3 P: 3	R: 0 H: 0 E: 0 LOB: 2 K: 0 BB: 2 S: 3 P: 11	R: 2 H: 2 E: 0 LOB: 2 K: 1 BB: 2 S: 7 P: 15	R: 0 H: 0 E: 1 LOB: 0 K: 0 BB: 0 S: 3 P: 3	R: 1 H: 2 E: 0 LOB: 2 K: 0 BB: 1 S: 5 P: 9	R: 3 H: 4 E: 0 LOB: 1 K: 0 BB: 0 S: 7 P: 7		1B: 9 SF: 0 2B: 0 SAC: 1 3B: 0 DP: 0 HR: 1 HBP: 0				WP: 0 PA: 40 PB: 0 SB: 6 CS: 1		

PITCHER		IP	WLS	BF	H	R	ER	SO	BB	IBB	HBP	BLK	WP	HR	S	P	ERA	WHIP
Jackson Todd, R ERA: 4.77	(1, 1)	4.1	L	21	4	3	3	1	3	1	0	0	0	1	19	35	6.23	1.615
Bob Myrick, L ERA: 3.75	(5, 1)	1.2		6	0	0	0	0	0	1	0	0	0	0	5	9	0.00	0.000
Skip Lockwood, R ERA: 3.38	(7, 1)	1.1		8	3	2	2	0	0	1	0	0	0	0	7	11	13.50	2.250
Paul Siebert, L ERA: 3.48	(8, 1)	0.2		5	3	2	2	0	0	0	0	0	0	0	5	5	27.00	4.500

PITCHER	IP	WLS	BF	H	R	ER	SO	BB	IBB	HBP	BLK	WP	HR	S	P	ERA	WHIP

BOTTOM

New York Mets @ St. Louis Cardinals

Busch Stadium, St. Louis, MO

Fri Sep 30 1977, 7:05 PM CDT

Unknown

livebaseballscorecards.com

AB	33
R	7
H	10
RBI	7
BB	6
SO	1
LOB	15

Batter	1	2	3	4	5	6	7	8	9	AB	R	H	RBI	BB	SO	LOB
Lee Mazzilli, S (1, 8) OBP: 0.340, SLG: 0.334	E 1B		BB G5-4-3		CS 1B		F7		K	4	1	2	0	1	1	0
Leo Foster, R (1, 4) Bud Harrelson, S (9, 6) OBP: 0.292, SLG: 0.258 OBP: 0.256, SLG: 0.233	F9 1-2		G5-4-3 1-2f		CS 1-2	BB BB BB 1B	S BB			3 0	1 0	1 0	0 0	1 0	0 0	2 0
Steve Henderson, R (1, 7) OBP: 0.367, SLG: 0.476	E9 SF7 1B 2-H		4-3			BB BB 1B BB 1-2	F8 1-2			3	2	1	1	1	0	1
John Stearns, R (1, 2) OBP: 0.368, SLG: 0.396	SF7 3-H			6-3 BB		BB 1B BB 1-2 2-3	K			1	1	0	1	2	1	1
Dan Norman, R (1, 9) Ed Kranepool, L (6, PH) (6, 3) OBP: 0.417, SLG: 0.455 OBP: 0.330, SLG: 0.448	F9			F9		P6		F7		2 2	0 0	0 0	0 0	0 0	0 0	1 3
Luis Rosado, R (1, 3) Bruce Boisclair, L (6, PH) (6, 9) OBP: 0.250, SLG: 0.250 OBP: 0.358, SLG: 0.403		5-3		6-3 1-2		1B F6-3 BB 1-2 2-3 3-H		4-3		2 1	0 1	0 1	0 1	0 1	0 0	1 0
Roy Staiger, R (1, 5) OBP: 0.270, SLG: 0.369		2B		5-3		1B 1-3 2-H 3-H		K		4	0	2	2	0	1	1
Doug Flynn, R (1, 6) (9, 4) OBP: 0.223, SLG: 0.233		K			F4-3	F6-3 3-H			F8	4	0	0	1	0	1	2
Jon Matlack, L (1, 1) Bob Myrick, R (6, 1) OBP: 0.175, SLG: 0.080 OBP: 0.182, SLG: 0.182		K			K	K			K	3 1	0 0	0 0	0 0	0 0	3 1	2 0
Inning Stats	R: 2 E: 1 K: 0 S: 5 H: 2 LOB: 0 BB: 0 P: 5	R: 0 E: 0 K: 2 S: 8 H: 1 LOB: 1 BB: 0 P: 8	R: 0 E: 0 K: 0 S: 2 H: 0 LOB: 0 BB: 1 P: 6	R: 0 E: 0 K: 0 S: 3 H: 0 LOB: 1 BB: 1 P: 7	R: 0 E: 0 K: 1 S: 5 H: 1 LOB: 0 BB: 0 P: 5	R: 4 E: 0 K: 1 S: 7 H: 2 LOB: 1 BB: 3 P: 19	R: 0 E: 0 K: 1 S: 5 H: 0 LOB: 1 BB: 1 P: 9	R: 0 E: 0 K: 1 S: 5 H: 0 LOB: 0 BB: 0 P: 5	R: 0 E: 0 K: 2 S: 7 H: 0 LOB: 0 BB: 0 P: 7	1B: 5 2B: 1 3B: 0 HR: 0 SF: 1 SAC: 0 DP: 1 HBP: 0						WP: 0 PB: 0 SB: 2 CS: 1 PA: 38	

TOP

New York Mets @ St. Louis Cardinals

Busch Stadium, St. Louis, MO

Fri Sep 30 1977, 7:05 PM CDT

Att. 7,959 - Unknown

livebaseballscorecards.com

AB	30
R	6
H	6
RBI	6
BB	6
SO	8
LOB	14

PITCHER		IP	WLS	BF	H	R	ER	SO	BB	IBB	HBP	BLK	WP	HR	S	P	ERA	WHIP
Pete Falcone, L ERA: 5.44	(1, 1)	5.0	L	22	5	5	4	3	4	0	0	0	0	0	24	40	7.20	1.800
Butch Metzger, R ERA: 3.54	(6, 1)	2.0		9	1	1	1	2	2	0	0	0	0	0	11	19	4.50	1.500
Al Hrabosky, L ERA: 4.46	(8, 1)	2.0		6	0	0	0	3	0	0	0	0	0	0	12	12	0.00	0.000

PITCHER	IP	WLS	BF	H	R	ER	SO	BB	IBB	HBP	BLK	WP	HR	S	P	ERA	WHIP

Batter	1	2	3	4	5	6	7	8	9	AB	R	H	RBI	BB	SO	LOB
Rick Bosetti, R (1, 8) OBP: 0.311, SLG: 0.239	F6-3		CS 1B		K		FC6-4 (1-2f)			4	0	1	0	0	1	1
Garry Templeton, S (1, 6) OBP: 0.337, SLG: 0.449	F3		F9			1B 1B		F9		4	0	1	0	0	0	1
Hector Cruz, R (1, 7) OBP: 0.327, SLG: 0.358	HR BB		F8 (1-2)			F8		E5 E		3	2	0	0	1	0	2
Roger Freed, R (1, 3) OBP: 0.468, SLG: 0.634	HR (1-H)			K		L8		E5 (2-H)		4	1	1	2	0	1	1
Ken Reitz, R (1, 5) OBP: 0.295, SLG: 0.419	K			4-3		1B (1-3)		F3		4	0	1	0	0	1	1
Mike Anderson, R (1, 9) OBP: 0.277, SLG: 0.327		F6-3		1B BB		F9		F9		3	0	0	0	1	0	3
Dave Rader, L (1, 2) OBP: 0.308, SLG: 0.382 Ted Simmons, S (5, 2) OBP: 0.408, SLG: 0.499		BB	PO (1-3) 1B				4-3		1-3	1 2	0 0	1 0	0 0	1 0	0 0	0 0
Mike Phillips, L (1, 4) OBP: 0.260, SLG: 0.252 Mike Potter, R (7, PH) Al Hrabosky, R (8, 1) Keith Hernandez, L (9, PH) OBP: 0.381, SLG: 0.461		F5	PO (1-2)		K		F6-3		6-3	2 1 0 1	0 0 0 0	0 0 0 0	0 0 0 0	0 0 0 0	1 0 0 0	1 0 0 0
Pete Falcone, L (1, 1) OBP: 0.279, SLG: 0.293 Butch Metzger, R (6, 1) Taylor Duncan, R (7, PH) OBP: 0.429, SLG: 0.636 Ken Oberkfell, L (8, 4) Jerry Mumphrey, S (9, PH) OBP: 0.355, SLG: 0.390		K			K		BB FC6-4		1-3	2 0 0 0 1	0 0 0 0 0	0 0 0 0 0	0 0 0 0 0	0 0 1 0 0	2 0 0 0 0	1 0 0 0 0
Inning Stats	R: 2 E: 0 K: 1 S: 6 H: 1 LOB: 0 BB: 1 P: 10	R: 0 E: 0 K: 1 S: 5 H: 0 LOB: 1 BB: 1 P: 9	R: 0 E: 0 K: 0 S: 3 H: 1 LOB: 0 BB: 0 P: 3	R: 0 E: 0 K: 1 S: 5 H: 1 LOB: 1 BB: 1 P: 9	R: 0 E: 0 K: 3 S: 9 H: 0 LOB: 0 BB: 0 P: 9	R: 0 E: 0 K: 0 S: 5 H: 2 LOB: 2 BB: 0 P: 5	R: 0 E: 0 K: 0 S: 3 H: 0 LOB: 1 BB: 1 P: 7	R: 1 E: 2 K: 0 S: 5 H: 0 LOB: 1 BB: 0 P: 5	R: 0 E: 0 K: 0 S: 3 H: 0 LOB: 0 BB: 0 P: 3	1B: 4 2B: 0 3B: 0 HR: 1	SF: 0 SAC: 0 DP: 0 HBP: 0			WP: 0 PB: 0 SB: 0 CS: 1	PA: 37		

PITCHER		IP	WLS	BF	H	R	ER	SO	BB	IBB	HBP	BLK	WP	HR	S	P	ERA	WHIP
Jon Matlack, L ERA: 4.21	(1, 1)	5.2	W	22	4	2	2	6	3	0	0	0	0	1	31	43	3.18	1.235
Bob Myrick, L ERA: 3.61	(6, 1)	3.1	S	14	1	1	0	0	1	0	0	0	0	0	13	17	0.00	0.600

PITCHER	IP	WLS	BF	H	R	ER	SO	BB	IBB	HBP	BLK	WP	HR	S	P	ERA	WHIP

BOTTOM

New York Mets @ St. Louis Cardinals

Busch Stadium, St. Louis, MO

Fri Sep 30 1977, 7:05 PM CDT

Att. 7,959 - Unknown

livebaseballscorecards.com

AB	32
R	3
H	5
RBI	2
BB	4
SO	6
LOB	11

New York Mets @ St. Louis Cardinals

Busch Stadium, St. Louis, MO

Sat Oct 01 1977, 3:33 AM CDT

Unknown

TOP

livebaseballscorecards.com

Batter	1	2	3	4	5	6	7	8	9	AB	R	H	RBI	BB	SO	LOB
Lenny Randle, S (1, 5) OBP: 0.383, SLG: 0.404	BBBB 4-0 4-3 S BB		x 0-0 ② F7	x 0-0 2B 1B 1B		x 0-0 1-H 1B 3B		x 0-0 2B 1B		3	1	2	1	1	0	0
Mike Vail, R (6, PR) OBP: 0.310, SLG: 0.398										0	1	0	0	0	0	0
Roy Staiger, R (6, 5) OBP: 0.276, SLG: 0.374										1	1	1	0	0	0	0
Lee Mazzilli, S (1, 8) OBP: 0.342, SLG: 0.339	x 0-0 ① P3 1-2		BBBB 4-0 2B BB	x 0-0 1-3 1B 2B		x 0-0 ① G3		x 0-0 1-H 2B		4	2	2	1	1	0	2
Bruce Boisclair, L (1, 9) OBP: 0.361, SLG: 0.407	x 0-0 ② 4-3 2-3		x 0-0 1-H E 2B	x 0-0 2-H 3-H 1B		BBBB 4-0 1B BB		x 0-0 ① F7		4	1	2	3	1	0	2
Steve Henderson, R (1, 7) OBP: 0.368, SLG: 0.474	SSS 0-3 ③ K		BBBB 4-0 E 1B BB	SSS 0-3 ③ K		x 0-0 1-2 3-H 1B		x 0-0 ② F8		4	1	1	1	1	2	3
John Milner, L (1, 3) OBP: 0.353, SLG: 0.415		x 0-0 ① 3-1	x 0-0 E4 1B 1-3 2-H		x 0-0 FC6-4 1B	x 0-0 ② F8		x 0-0 ③ P6		5	0	1	0	0	0	5
Ron Hodges, L (1, 2) OBP: 0.317, SLG: 0.325		x 0-0 1B	x 0-0 1-3 3-H 1B		x 0-0 ① FC6-4 WP 1-2f	x 0-0 ③ 6-3			BBBB 4-0 F5-4-3 BB	4	0	2	1	1	0	4
Joel Youngblood, R (1, 4) OBP: 0.284, SLG: 0.297		x 0-0 ② F7	x 0-0 ③ F9		SSS 0-3 ② K 1-2		x 0-0 FC3-5 2B		x 0-0 ①② F5-4-3 1-2	4	0	1	0	0	1	4
Doug Flynn, R (8, 4) OBP: 0.222, SLG: 0.232										1	0	0	0	0	0	1
Bud Harrelson, S (1, 6) OBP: 0.252, SLG: 0.228		x 0-0 ③ 4-3		x 0-0 ① F9	x 0-0 ③ F7		x 0-0 ① FC3-5 G6-4-3 2-3		x 0-0 ③ 1-3	5	0	0	0	0	0	3
Nino Espinosa, R (1, 1) OBP: 0.169, SLG: 0.145			SSS 0-3 ① K	x 0-0 ② 6-3		x 0-0 3B 1B	x 0-0 ②③ G6-4-3 1-2f			4	1	1	0	0	1	1

AB	39
R	8
H	13
RBI	7
BB	5
SO	4
LOB	25

Inning Stats	1	2	3	4	5	6	7	8	9	1B: 8	SF: 0	WP: 1	PA: 44
R	0	0	3	2	0	2	0	1	0	2B: 4	SAC: 0	PB: 0	
E	0	0	1	0	0	0	0	0	0	3B: 1	DP: 2	SB: 1	
K	1	0	1	1	1	0	0	0	0	HR: 0	HBP: 0	CS: 0	
S	5	4	8	8	6	6	3	5	2				
H	0	1	2	3	1	3	1	2	0				
LOB	1	1	2	1	1	3	0	0	0				
BB	1	0	2	0	0	1	0	0	1				
P	9	4	16	8	6	10	3	5	6				

PITCHER		IP	WLS	BF	H	R	ER	SO	BB	IBB	HBP	BLK	WP	HR	S	P	ERA	WHIP
Eric Rasmussen, R ERA: 3.48	(1, 1)	2.2	L	15	3	3	1	2	3	0	0	0	0	0	16	28	3.38	2.250
Buddy Schultz, L ERA: 2.29	(3, 1)	2.1		11	4	2	2	2	0	0	0	0	1	0	15	15	7.71	1.714
Rawly Eastwick, R ERA: 3.9	(6, 1)	0.1		5	3	2	2	0	1	0	0	0	0	0	4	8	54.00	12.000
John Sutton, R ERA: 2.95	(6, 1)	1.2		5	1	0	0	0	0	0	0	0	0	0	5	5	0.00	0.600
Butch Metzger, R ERA: 3.59	(8, 1)	1.0		5	2	1	1	0	0	0	0	0	0	0	5	5	9.00	2.000

PITCHER		IP	WLS	BF	H	R	ER	SO	BB	IBB	HBP	BLK	WP	HR	S	P	ERA	WHIP
Larry Dierker, R ERA: 4.58	(9, 1)	1.0		3	0	0	0	0	1	0	0	0	0	0	2	6	0.00	1.000

New York Mets @ St. Louis Cardinals

Busch Stadium, St. Louis, MO

Sat Oct 01 1977, 3:33 AM CDT

Unknown

livebaseballscorecards.com

BOTTOM

Batter	1	2	3	4	5	6	7	8	9	AB	R	H	RBI	BB	SO	LOB
Lou Brock, L (1, 7) OBP: 0.317, SLG: 0.352	L6		G3		G4-6-3 1-2f 2-3			FC5-4 1B		4	0	1	0	0	0	2
Jerry Mumphrey, S (1, 8) OBP: 0.352, SLG: 0.386	L8		L7		F8			FC5-4 F4-3 1-2f		4	0	0	0	0	0	2
Garry Templeton, S (1, 6) OBP: 0.338, SLG: 0.453	6-3		E5 1B			SF8 3B		F4-3 1-2		4	1	2	0	0	0	1
Ted Simmons, S (1, 2) OBP: 0.407, SLG: 0.500		2B 2B	P6			SF8 3-H			F7	3	1	1	1	0	0	1
Keith Hernandez, L (1, 3) OBP: 0.382, SLG: 0.465		3B 2-H 2B		P6		4-3			E9 6-3 2B	4	2	2	1	0	0	0
Ken Reitz, R (1, 5) OBP: 0.293, SLG: 0.416		L6		P6		F9			6-3 3-H	4	0	0	1	0	0	1
Jim Dwyer, L (1, 9) OBP: 0.387, SLG: 0.308		F8		4-3			F9		F8	4	0	0	0	0	0	1
Mike Phillips, L (1, 4) OBP: 0.267, SLG: 0.271		3B 2-H			G4-6-3 1B 1B		F7			3	0	2	1	0	0	0
Eric Rasmussen, R (1, 1) OBP: 0.195, SLG: 0.208		K			G4-6-3 1-2 1B		F8			1	0	0	0	0	1	1
Buddy Schultz, R (3, 1) OBP: 0.286, SLG: 0.167										0	0	0	0	0	0	0
Dane Iorg, L (5, PH) OBP: 0.313, SLG: 0.283										1	0	1	0	0	0	0
Rawly Eastwick, R (6, 1) OBP: 0.385, SLG: 0.273										0	0	0	0	0	0	0
John Sutton, R (6, 1)										0	0	0	0	0	0	0
Dave Rader, L (7, PH) OBP: 0.306, SLG: 0.378										1	0	0	0	0	0	0
Butch Metzger, R (8, 1)										0	0	0	0	0	0	0
Larry Dierker, R (9, 1)										0	0	0	0	0	0	0
Inning Stats	R: 0 E: 0 K: 0 S: 3 H: 0 LOB: 0 BB: 0 P: 3	R: 2 E: 0 K: 1 S: 8 H: 3 LOB: 1 BB: 0 P: 8	R: 0 E: 1 K: 0 S: 4 H: 1 LOB: 1 BB: 0 P: 4	R: 0 E: 0 K: 0 S: 3 H: 0 LOB: 0 BB: 0 P: 3	R: 0 E: 0 K: 0 S: 4 H: 2 LOB: 1 BB: 0 P: 4	R: 1 E: 0 K: 0 S: 4 H: 1 LOB: 0 BB: 0 P: 4	R: 0 E: 0 K: 0 S: 3 H: 0 LOB: 0 BB: 0 P: 3	R: 0 E: 0 K: 0 S: 3 H: 1 LOB: 1 BB: 0 P: 3	R: 1 E: 1 K: 0 S: 4 H: 1 LOB: 0 BB: 0 P: 4							

AB	33
R	4
H	9
RBI	4
BB	0
SO	1
LOB	9

PITCHER		IP	WLS	BF	H	R	ER	SO	BB	IBB	HBP	BLK	WP	HR	S	P	ERA	WHIP	PITCHER	IP	WLS	BF	H	R	ER	SO	BB	IBB	HBP	BLK	WP	HR	S	P	ERA	WHIP
Nino Espinosa, R (1, 1) ERA: 3.42		9.0	W	34	9	4	3	1	0	0	0	0	0	0	36	36	3.00	1.000																	

1B: 4	SF: 1	WP: 0	PA: 34
2B: 3	SAC: 0	PB: 0	
3B: 2	DP: 1	SB: 0	
HR: 0	HBP: 0	CS: 0	

New York Mets @ St. Louis Cardinals

Busch Stadium, St. Louis, MO

Sat Oct 01 1977, 3:38 AM CDT

Att. 5,841 - Unknown

TOP

livebaseballscorecards.com

Batter	1	2	3	4	5	6	7	8	9	AB	R	H	RBI	BB	SO	LOB
Lee Mazzilli, S (1, 8) OBP: 0.339, SLG: 0.336	F9		6-3			5-3		F8	F2	5	0	0	0	0	0	3
Leo Foster, R (1, 4) OBP: 0.276, SLG: 0.243	6-3			5-3		6-3		K		4	0	0	0	0	1	1
Steve Henderson, R (1, 7) OBP: 0.369, SLG: 0.480				K		6-3		1-H 3B		4	0	2	1	0	1	0
John Pacella, R (8, 1)	1B									0	0	0	0	0	0	0
John Milner, L (1, 3) OBP: 0.354, SLG: 0.417	L5			BB			2B	F5		3	0	1	0	1	0	2
John Stearns, R (1, 2) OBP: 0.369, SLG: 0.396		CS 1B		FC6-4 1-2 BB			F8		6-3	3	0	1	0	1	0	1
Dan Norman, R (1, 9) OBP: 0.438, SLG: 0.385		K		FC6-4 1-2f			BB		WP 1B 1B BB	2	1	0	0	2	1	3
Joel Youngblood, R (1, 5) OBP: 0.288, SLG: 0.298		6-3 1-2			F5-4-3 BB		K		1B WP 1-2 1B	3	0	1	0	1	1	3
Doug Flynn, R (1, 6) OBP: 0.223, SLG: 0.232			K		F5-4-3 1-2		K		1-3 2-H 1B	4	0	1	1	0	2	3
Roy Lee Jackson, R (1, 1)			6-3		4-3				K	2	0	0	0	0	0	0
Pepe Mangual, R (8, PH) OBP: 0.250, SLG: 0.143 (8, 7)								3B BB		1	1	0	0	1	1	2

	AB	31
	R	2
	H	6
	RBI	2
	BB	6
	SO	7
	LOB	18

Inning Stats	1	2	3	4	5	6	7	8	9
	R: 0 E: 0 K: 0 S: 4	H: 1 LOB: 1 BB: 0 P: 4	R: 0 E: 0 K: 1 S: 5	H: 1 LOB: 0 BB: 0 P: 5	R: 0 E: 0 K: 1 S: 5	H: 0 LOB: 0 BB: 0 P: 5	R: 0 E: 0 K: 1 S: 5	H: 0 LOB: 2 BB: 2 P: 13	R: 0 E: 0 K: 0 S: 2	H: 0 LOB: 0 BB: 1 P: 6
	R: 0 E: 0 K: 0 S: 3	H: 0 LOB: 0 BB: 0 P: 3	R: 0 E: 0 K: 2 S: 8	H: 1 LOB: 2 BB: 1 P: 12	R: 1 E: 0 K: 1 S: 6	H: 1 LOB: 1 BB: 1 P: 10	R: 1 E: 0 K: 1 S: 7	H: 2 LOB: 2 BB: 1 P: 11		

	1B: 4	SF: 0	WP: 1	PA: 37
	2B: 1	SAC: 0	PB: 0	
	3B: 1	DP: 1	SB: 0	
	HR: 0	HBP: 0	CS: 1	

PITCHER		IP	WLS	BF	H	R	ER	SO	BB	IBB	HBP	BLK	WP	HR	S	P	ERA	WHIP
Tom Underwood, L ERA: 5.0	(1, 1)	8.1	W	34	5	2	2	6	6	0	0	0	0	0	40	64	2.16	1.320
Al Hrabosky, L ERA: 4.43	(9, 1)	0.2	S	3	1	0	0	1	0	0	0	0	1	0	5	5	0.00	1.500

PITCHER	IP	WLS	BF	H	R	ER	SO	BB	IBB	HBP	BLK	WP	HR	S	P	ERA	WHIP

Batter	1	2	3	4	5	6	7	8	9	AB	R	H	RBI	BB	SO	LOB
Lou Brock, L (1, 7) OBP: 0.316, SLG: 0.351	4-3		1B E 1B 3-H	F8		G3				4	1	1	1	0	0	2
Mike Anderson, R (7, 9) OBP: 0.277, SLG: 0.327										0	0	0	0	0	0	0
Jerry Mumphrey, S (1, 8) OBP: 0.354, SLG: 0.386	CS BB		E 1B 1-3	G3			4-3			3	0	1	0	1	0	1
Garry Templeton, S (1, 6) OBP: 0.338, SLG: 0.451	L7 1-2		F6 1-2 3-H		E S BB		G3			3	0	0	1	1	0	2
Keith Hernandez, L (1, 3) OBP: 0.379, SLG: 0.461		L8	F8		F9 1-3		F6-3			4	0	0	0	0	0	3
Ken Reitz, R (1, 5) OBP: 0.292, SLG: 0.413		K	K		K			F6 CS		4	0	0	0	0	3	3
Dave Rader, L (1, 2) OBP: 0.312, SLG: 0.372		BB	HBP 1B BB		L9			F6 1-2		2	1	0	0	2	0	2
Jim Dwyer, L (1, 9) OBP: 0.371, SLG: 0.276 (7, 7)		F8	1B SF7 HBP 1-2			F9		F7		3	1	0	0	0	0	1
Mike Phillips, L (1, 4) OBP: 0.273, SLG: 0.278			SH5-4 WP 1B		1-3 2-H	G3				3	1	2	1	0	0	0
Tom Underwood, R (1, 1) OBP: 0.205, SLG: 0.152			SH5-4 1-3	SF7 3-H		BB				0	0	0	1	1	0	0
Al Hrabosky, R (9, 1)										0	0	0	0	0	0	0
Inning Stats	R: 0 E: 0 K: 0 S: 2 H: 0 LOB: 0 BB: 1 P: 6	R: 0 E: 0 K: 1 S: 5 H: 0 LOB: 1 BB: 1 P: 9	R: 2 E: 1 K: 1 S: 9 H: 3 LOB: 2 BB: 0 P: 9	R: 2 E: 0 K: 0 S: 4 H: 1 LOB: 1 BB: 1 P: 9	R: 0 E: 0 K: 1 S: 5 H: 0 LOB: 1 BB: 1 P: 9	R: 0 E: 0 K: 0 S: 3 H: 0 LOB: 1 BB: 1 P: 7	R: 0 E: 0 K: 0 S: 3 H: 0 LOB: 0 BB: 0 P: 3	R: 0 E: 1 K: 0 S: 3 H: 0 LOB: 0 BB: 0 P: 3		1B: 4 2B: 0 3B: 0 HR: 0	SF: 1 SAC: 1 DP: 0 HBP: 1					

PITCHER		IP	WLS	BF	H	R	ER	SO	BB	IBB	HBP	BLK	WP	HR	S	P	ERA	WHIP
Roy Lee Jackson, R ERA: 6.0	(1, 1)	7.0	L	31	4	4	4	3	5	0	1	0	1	0	31	52	5.14	1.286
John Pacella, R ERA:	(8, 1)	1.0		3	0	0	0	0	0	0	0	0	0	0	3	3	0.00	0.000

PITCHER	IP	WLS	BF	H	R	ER	SO	BB	IBB	HBP	BLK	WP	HR	S	P	ERA	WHIP

BOTTOM

New York Mets @ St. Louis Cardinals

Busch Stadium, St. Louis, MO

Sat Oct 01 1977, 3:38 AM CDT

Att. 5,841 - Unknown

livebaseballscorecards.com

AB	26
R	4
H	4
RBI	4
BB	5
SO	3
LOB	14

Batter	1	2	3	4	5	6	7	8	9	AB	R	H	RBI	BB	SO	LOB
Lee Mazzilli, S (1, 8) OBP: 0.340, SLG: 0.339	2B	F8		BB, G1-4-3, 1-2		P3		5-3		1	1	1	0	0	0	0
Dan Norman, R (1, 8) OBP: 0.400, SLG: 0.313										3	0	0	0	1	0	0
Leo Foster, R (1, 4) OBP: 0.284, SLG: 0.267	2B, 2-H	P4		G1-4-3, 1-2f, 2-3		G4-6-3			K	5	1	2	1	0	1	2
Bruce Boisclair, L (1, 9) OBP: 0.359, SLG: 0.407 (7, 3)	1B, 2-H	F7		F8		G4-6-3, 1-2f			F8	5	1	1	1	0	0	2
Steve Henderson, R (1, 7) OBP: 0.372, SLG: 0.480	E 1-3, 2-H	3B		BB			K		1-3	4	3	2	1	1	1	0
John Milner, L (1, 3) OBP: 0.353, SLG: 0.415	1-3, 1-2	P4		G3, 1-2			P5			4	0	1	0	0	0	2
Pepe Mangual, R (7, 8) OBP: 0.250, SLG: 0.143										0	0	0	0	0	0	0
John Stearns, R (1, 2) OBP: 0.370, SLG: 0.397	E7, 1B, G1-2-3, 2-H	F7			K		1B			4	0	2	1	0	1	3
Joel Youngblood, R (1, 5) OBP: 0.296, SLG: 0.316	BB, 2-3	1-H	L9		G3, 1-2, 2-H		F7			4	0	3	2	0	0	1
Bud Harrelson, S (1, 6) OBP: 0.255, SLG: 0.227	BB, 1-2				G3, 1-2, 2-3			BB, G1-6-3		2	0	0	0	2	0	3
Pat Zachry, R (1, 1) OBP: 0.154, SLG: 0.141	G1-2-3, 3-Hf			G1-4-3, BB	4-3			G1-6-3, 1-2f		4	0	1	0	0	0	6
Paul Siebert, L (8, 1)										0	0	0	0	0	0	0
Rick Baldwin, L (9, 1) OBP: 0.500, SLG: 0.500										0	0	0	0	0	0	0

TOP

New York Mets @ St. Louis Cardinals

Busch Stadium, St. Louis, MO

Sun Oct 02 1977, 3:33 AM CDT

Att. 7,365 - Unknown

livebaseballscorecards.com

AB	36
R	6
H	13
RBI	6
BB	4
SO	3
LOB	19

Inning Stats	1	2	3	4	5	6	7	8	9
	R: 4 E: 1 K: 0 S: 8	R: 0 E: 0 K: 0 S: 3	R: 1 E: 0 K: 0 S: 5	R: 0 E: 0 K: 0 S: 3	R: 1 E: 0 K: 1 S: 7	R: 0 E: 0 K: 0 S: 3	R: 0 E: 0 K: 1 S: 6	R: 0 E: 0 K: 0 S: 2	R: 0 E: 0 K: 1 S: 5
	H: 6 LOB: 2 BB: 1 P: 12	H: 0 LOB: 0 BB: 0 P: 3	H: 2 LOB: 1 BB: 0 P: 5	H: 1 LOB: 1 BB: 1 P: 7	H: 2 LOB: 2 BB: 1 P: 11	H: 1 LOB: 0 BB: 0 P: 3	H: 1 LOB: 1 BB: 0 P: 6	H: 0 LOB: 0 BB: 1 P: 6	H: 0 LOB: 0 BB: 0 P: 5

1B: 9	SF: 0	WP: 0
2B: 3	SAC: 0	PB: 0
3B: 1	DP: 4	SB: 0
HR: 0	HBP: 0	CS: 0

PA: 40

PITCHER		IP	WLS	BF	H	R	ER	SO	BB	IBB	HBP	BLK	WP	HR	S	P	ERA	WHIP
Bob Forsch, R ERA: 3.48	(1, 1)	0.1	L	7	6	4	4	0	0	0	0	0	0	0	7	7	108.00	18.000
Buddy Schultz, L ERA: 2.32	(1, 1)	2.2		10	2	1	1	0	1	0	0	0	0	0	9	13	3.38	1.125
John Urrea, R ERA: 3.16	(4, 1)	2.0		10	3	1	1	1	2	0	0	0	0	0	10	18	4.50	2.500
John Sutton, R ERA: 2.59	(6, 1)	3.0		10	2	0	0	1	1	0	0	0	0	0	11	15	0.00	1.000
Al Hrabosky, L ERA: 4.38	(9, 1)	1.0		3	0	0	0	1	0	0	0	0	0	0	5	5	0.00	0.000

PITCHER	IP	WLS	BF	H	R	ER	SO	BB	IBB	HBP	BLK	WP	HR	S	P	ERA	WHIP

BOTTOM

New York Mets @ St. Louis Cardinals

Busch Stadium, St. Louis, MO

Sun Oct 02 1977, 3:33 AM CDT

Att. 7,365 - Unknown

livebaseballscorecards.com

Batter	1	2	3	4	5	6	7	8	9	AB	R	H	RBI	BB	SO	LOB
Lou Brock, L (1, 7) OBP: 0.317, SLG: 0.354	0-0 1-3 2B		SSS 0-3 K			0-0 L7		0-0 F8	0-0 FC6-4 1-2f	2	0	1	0	0	1	0
Rick Bosetti, R (5, 8) OBP: 0.303, SLG: 0.232										2	0	0	0	0	0	1
Al Hrabosky, R (9, 1)										0	0	0	0	0	0	0
Roger Freed, R (9, PH) OBP: 0.463, SLG: 0.627										1	0	0	0	0	0	2
Jerry Mumphrey, S (1, 8) OBP: 0.354, SLG: 0.387	0-0 6-3			0-0 1B 1B		0-0 F5		0-0 E8 1B 2-H		2	0	1	0	0	0	1
Dane Iorg, L (5, 7) OBP: 0.304, SLG: 0.274										2	1	0	0	0	0	0
Garry Templeton, S (1, 6) OBP: 0.336, SLG: 0.449	0-0 1-3 2-3			0-0 F8		0-0 4-3		0-0 1B 3-H		2	0	0	0	0	0	2
Ken Oberkfell, L (5, 4) OBP: 0.111, SLG: 0.111										2	0	1	1	0	0	0
(6, 5)																
Ted Simmons, S (1, 2) OBP: 0.408, SLG: 0.500	0-0 4-3			0-0 G4-6-3 1-2 1B			0-0 P4	0-0 F7		2	0	1	0	0	0	1
Dave Rader, L (5, 2) OBP: 0.310, SLG: 0.368										1	0	0	0	0	0	0
John Tamargo, S (8, 2)										1	0	0	0	0	0	1
Keith Hernandez, L (1, 3) OBP: 0.379, SLG: 0.459		BBB 4-0 L5-3 BB		0-0 G4-6-3 1-2f			0-0 L8		0-0 4-1	3	0	0	0	1	0	2
Ken Reitz, R (1, 5) OBP: 0.291, SLG: 0.412	0-0 L5-3 1-2		0-0 6-3				0-0 F7		0-0 1B 2B	1	0	0	0	0	0	1
Taylor Duncan, R (5, 5) OBP: 0.400, SLG: 0.583										1	0	0	0	0	0	0
Mike Tyson, R (6, 4) OBP: 0.299, SLG: 0.342										2	1	1	0	0	0	0
Jim Dwyer, L (1, 9) OBP: 0.351, SLG: 0.258	0-0 P6		SSS 0-3 K					0-0 2B 2B	BBB 4-0 1B BB	2	0	0	0	0	1	0
John Sutton, R (6, 1)										0	0	0	0	0	0	0
Mike Anderson, R (8, PH) OBP: 0.286, SLG: 0.338										1	1	1	0	1	0	0
(9, 8)																
Mike Phillips, L (1, 4) OBP: 0.283, SLG: 0.306			0-0 1-3		0-0 3B			0-0 E 2B 2-H	0-0 FC6-4 1-2 2-H 1B	4	1	3	2	0	0	0
(5, 6)																
Bob Forsch, R (1, 1) OBP: 0.189, SLG: 0.222			0-0 L7		0-0 5-3			0-0 P3	0-0 L7	0	0	0	0	0	0	0
Buddy Schultz, R (1, 1) OBP: 0.286, SLG: 0.167										0	0	0	0	0	0	0
Hector Cruz, R (3, PH) OBP: 0.326, SLG: 0.357										1	0	0	0	0	0	0
John Urrea, R (4, 1) OBP: 0.342, SLG: 0.138										0	0	0	0	0	0	0
Mike Potter, R (5, PH)										0	0	0	0	0	0	0
(6, 9)										3	0	0	0	0	0	4

Inning Stats																																	
	R: 0	H: 1	E: 0	LOB: 1	K: 0	BB: 0	S: 4	P: 4	R: 0	H: 0	E: 0	LOB: 0	K: 0	BB: 1	S: 2	P: 6	R: 0	H: 0	E: 0	LOB: 0	K: 1	BB: 0	S: 5	P: 5	R: 0	H: 2	E: 0	LOB: 1	K: 0	BB: 0	S: 4	P: 4
	R: 0	H: 1	E: 0	LOB: 1	K: 1	BB: 0	S: 6	P: 6	R: 0	H: 0	E: 0	LOB: 0	K: 0	BB: 0	S: 3	P: 3	R: 0	H: 0	E: 0	LOB: 0	K: 0	BB: 0	S: 3	P: 3	R: 3	H: 3	E: 1	LOB: 1	K: 0	BB: 0	S: 7	P: 7
	R: 1	H: 2	E: 0	LOB: 2	K: 0	BB: 1	S: 5	P: 9	1B: 4	SF: 0	2B: 5	SAC: 0	3B: 1	DP: 2	HR: 0	HBP: 0	WP: 0	PA: 37	PB: 0		SB: 0		CS: 0										

PITCHER		IP	WLS	BF	H	R	ER	SO	BB	IBB	HBP	BLK	WP	HR	S	P	ERA	WHIP
Pat Zachry, R ERA: 4.25	(1, 1)	7.2	W	30	7	3	1	2	1	0	0	0	0	0	33	37	1.17	1.043
Paul Siebert, L ERA: 3.69	(8, 1)	0.2		5	2	1	1	0	1	0	0	0	0	0	4	8	13.50	4.500
Rick Baldwin, R ERA: 4.45	(9, 1)	0.2	S	2	0	0	0	0	0	0	0	0	0	0	2	2	0.00	0.000

PITCHER	IP	WLS	BF	H	R	ER	SO	BB	IBB	HBP	BLK	WP	HR	S	P	ERA	WHIP