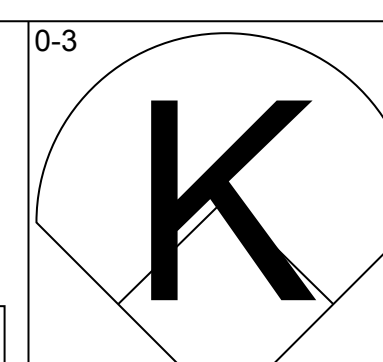
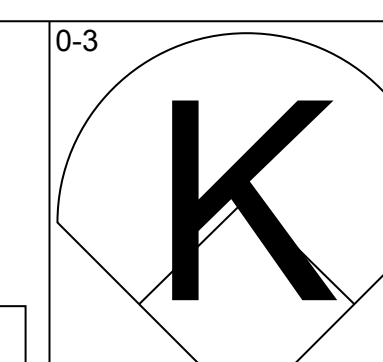
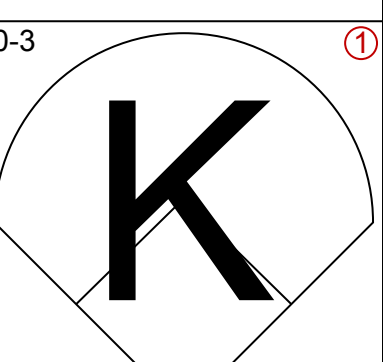
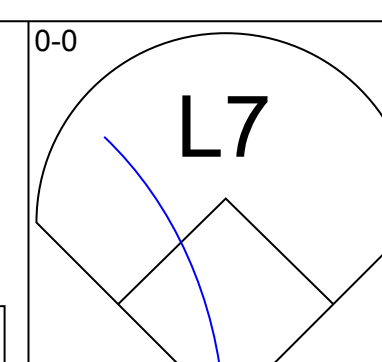
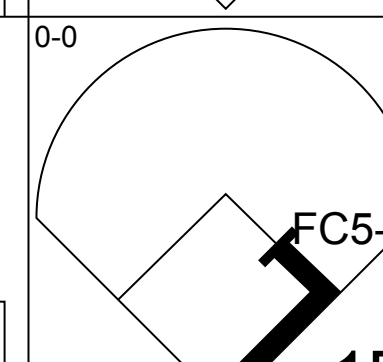
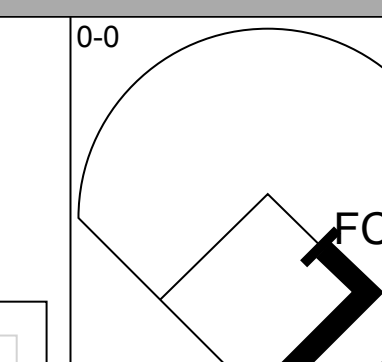
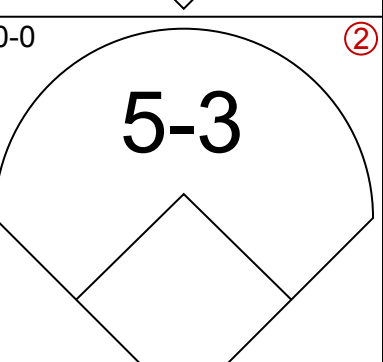
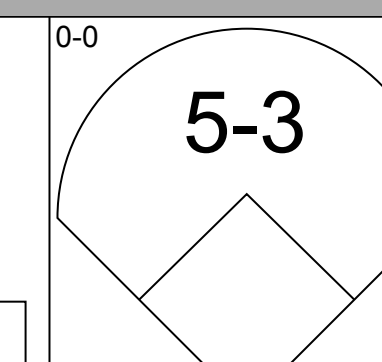
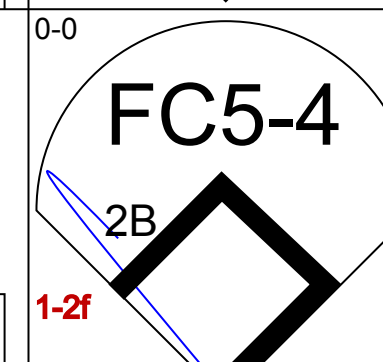
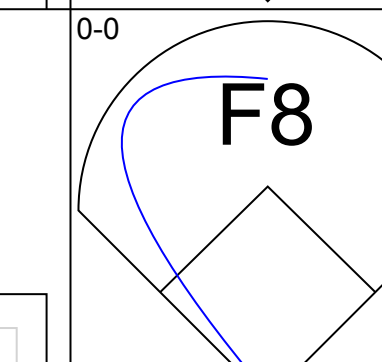
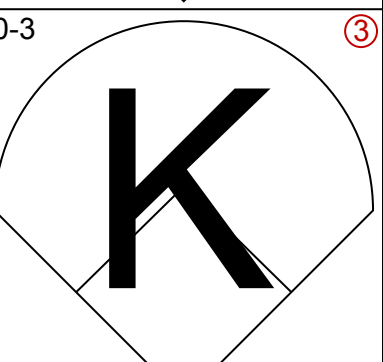
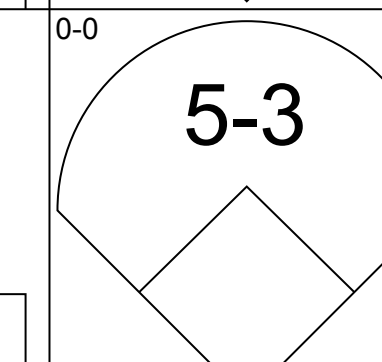
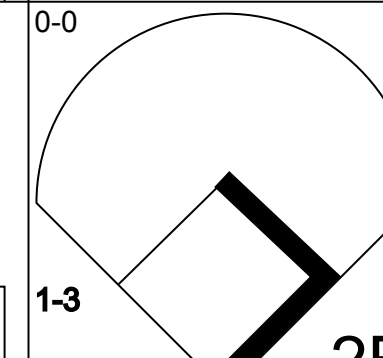
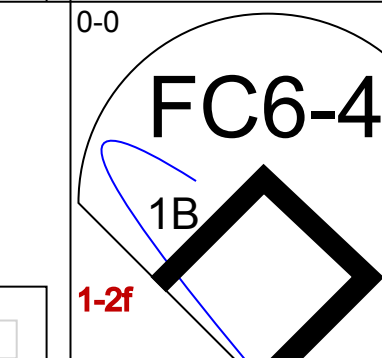
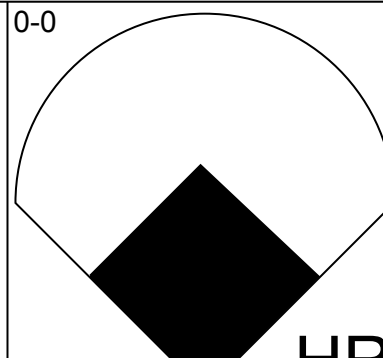
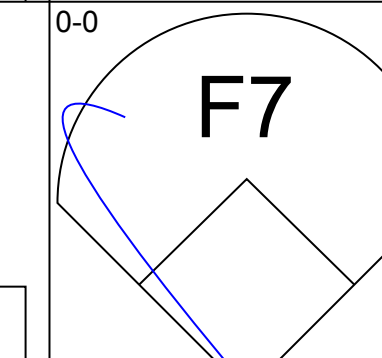
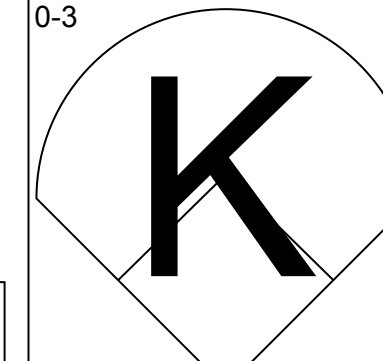
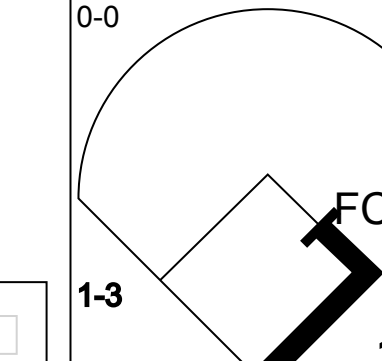
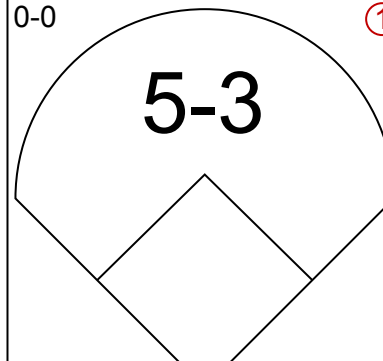
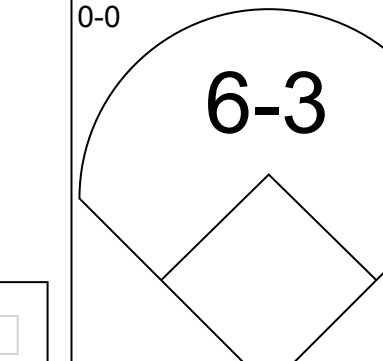
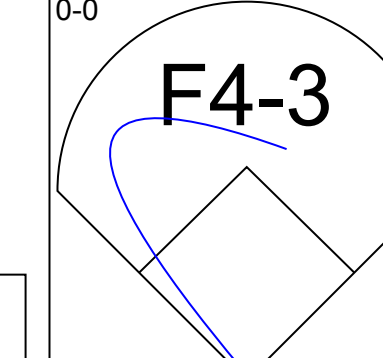
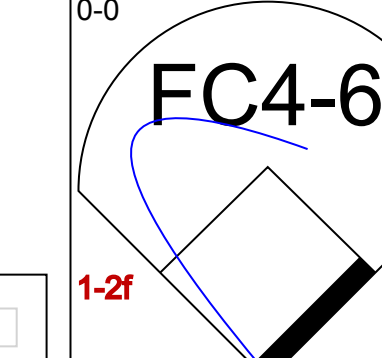
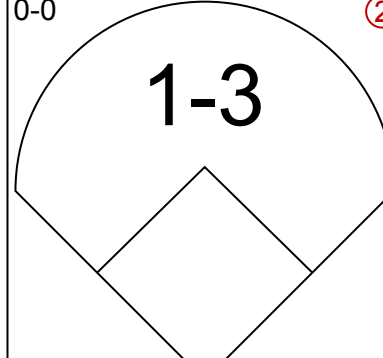
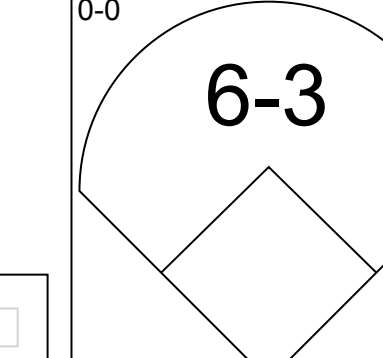
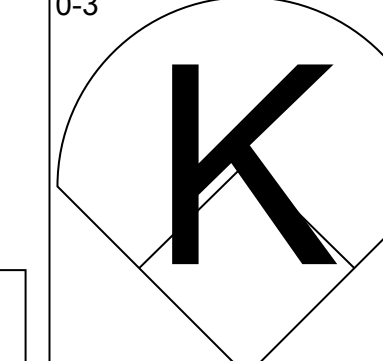
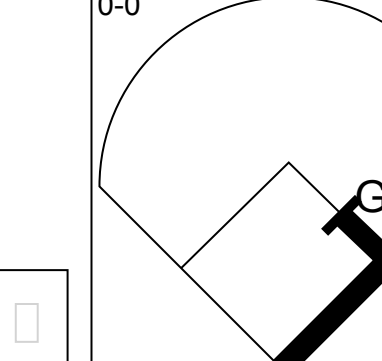
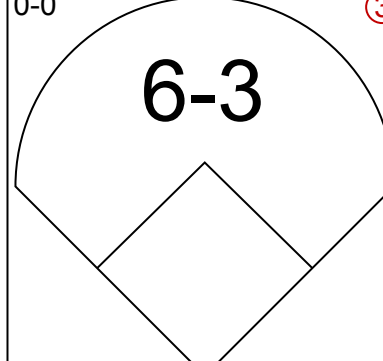
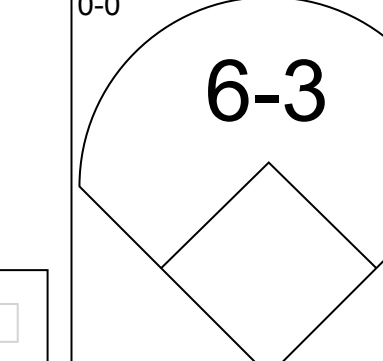
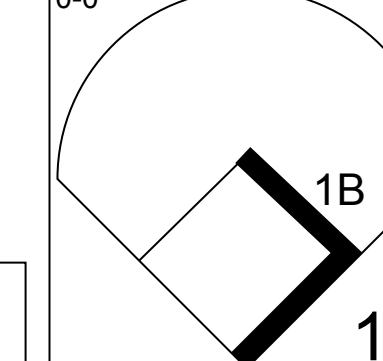
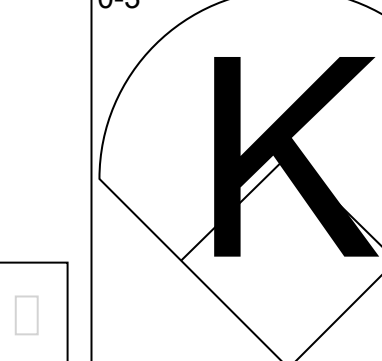
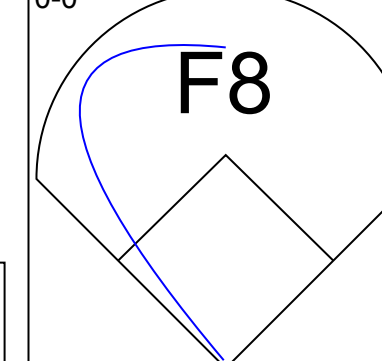
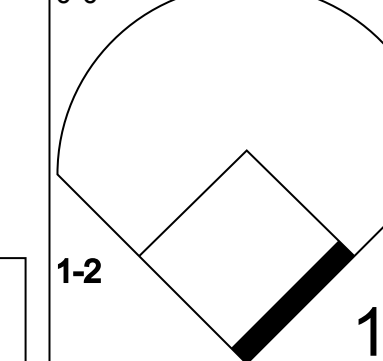
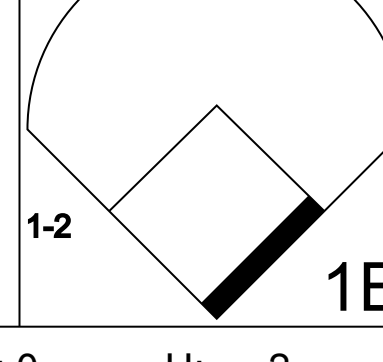
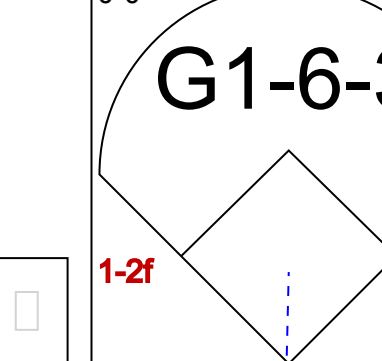
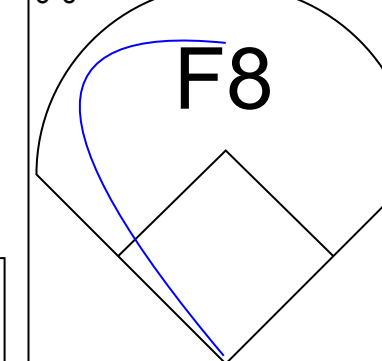
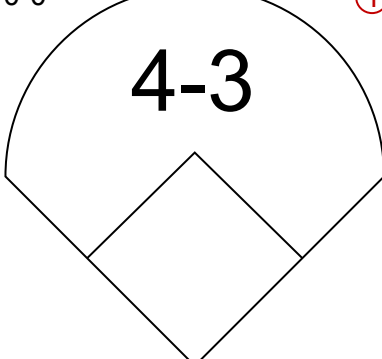
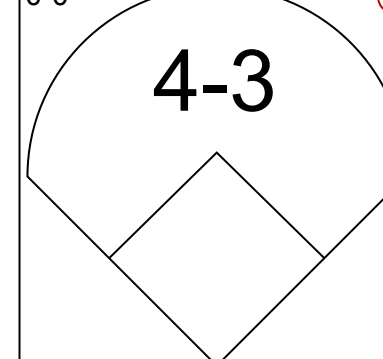
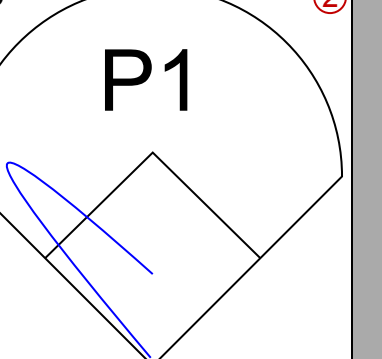
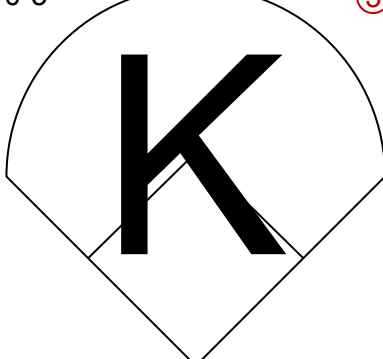
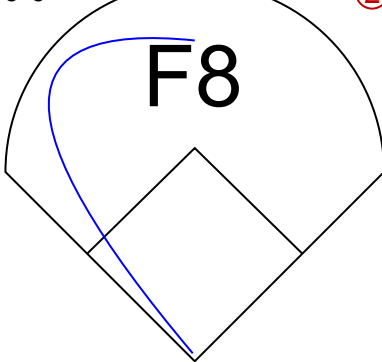
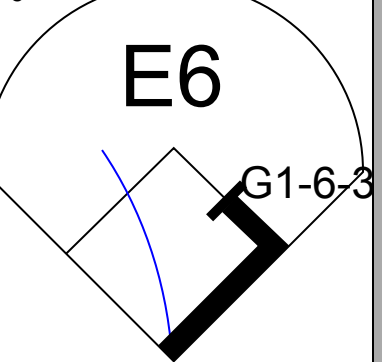
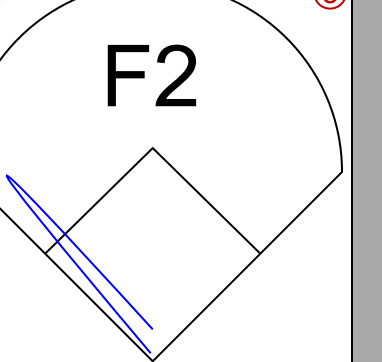
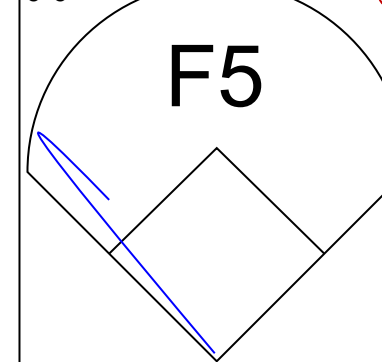
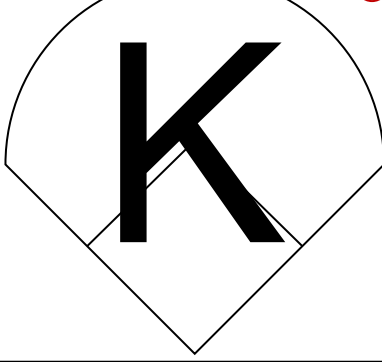
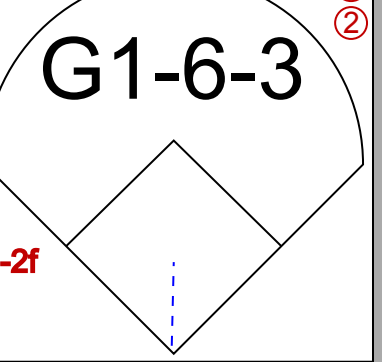
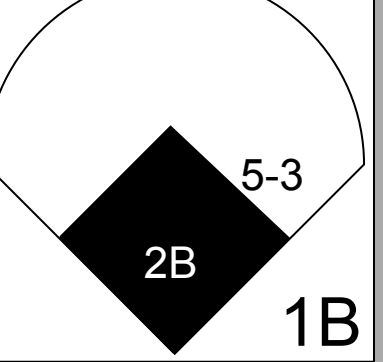
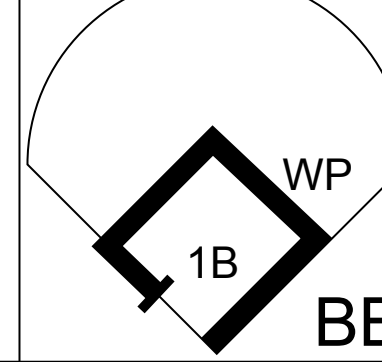
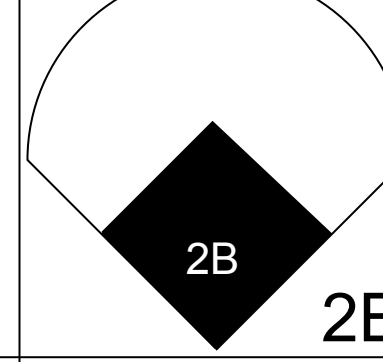
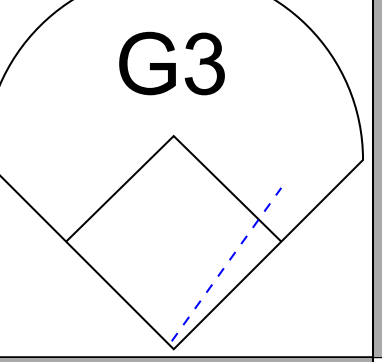
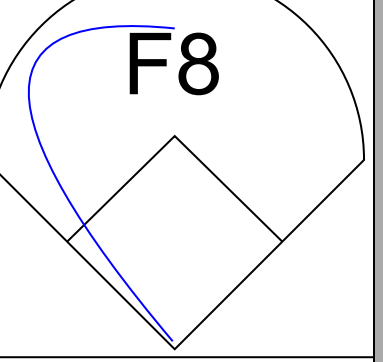
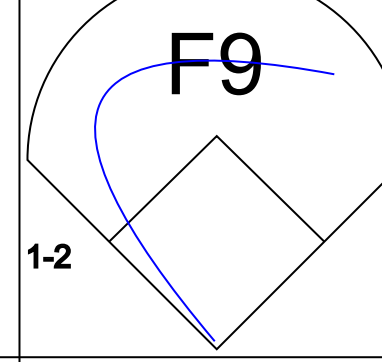
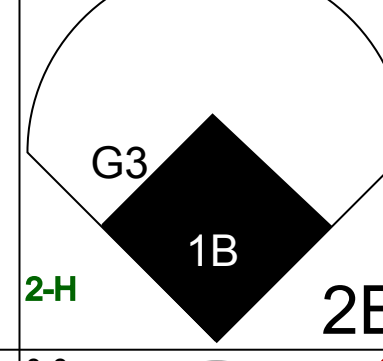
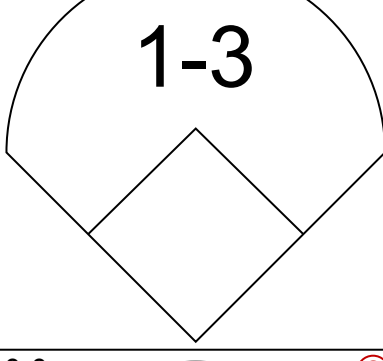
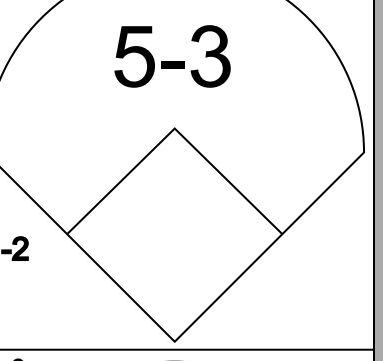
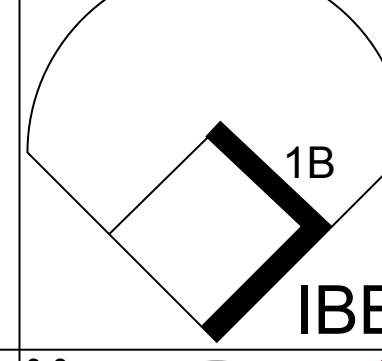
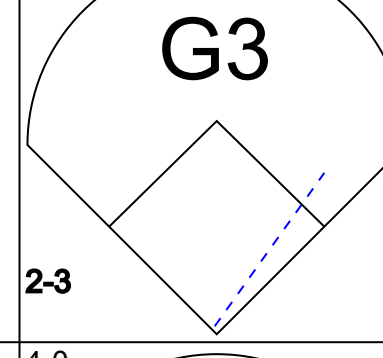
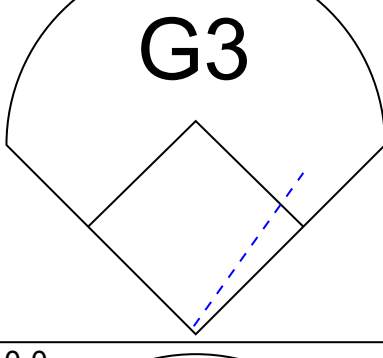
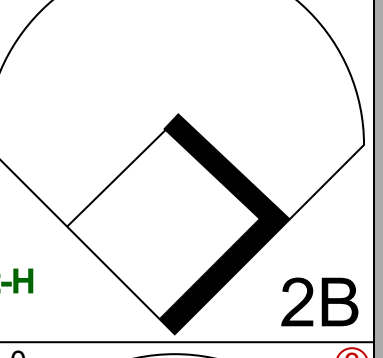
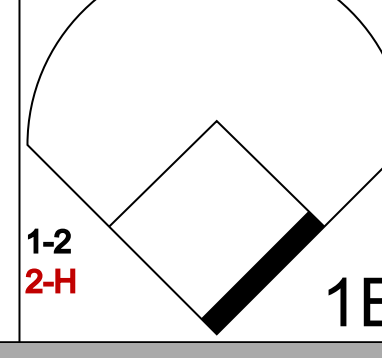
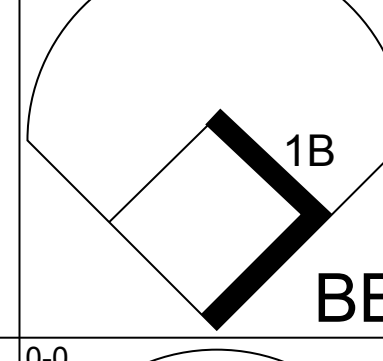
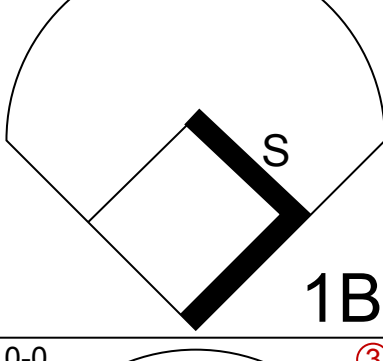
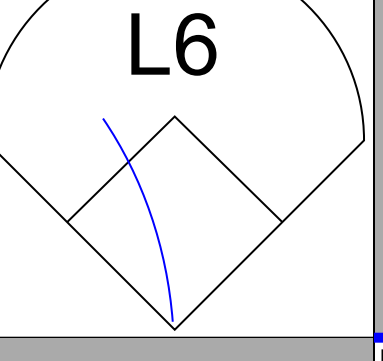
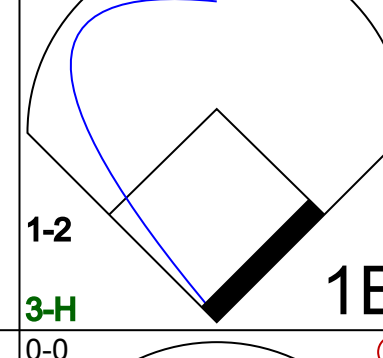
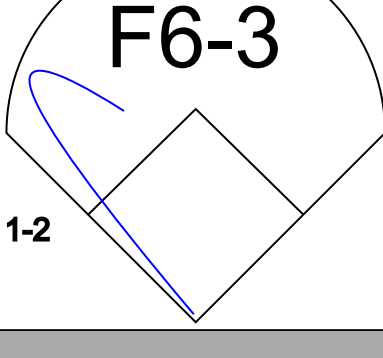
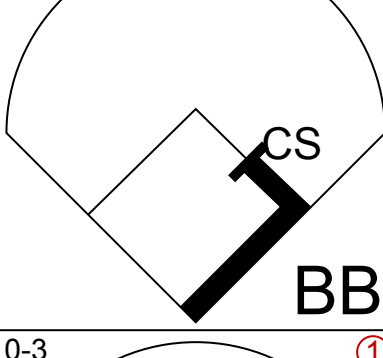
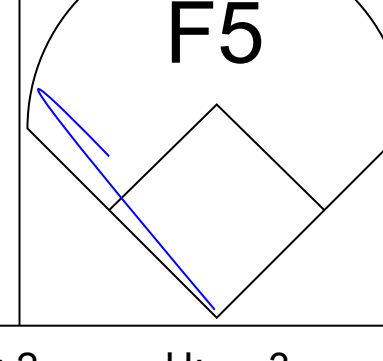
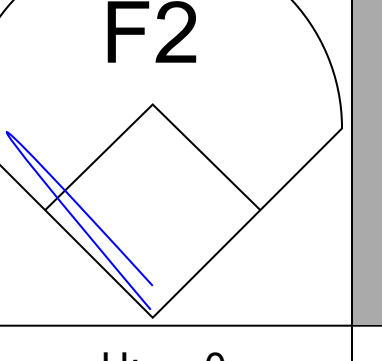
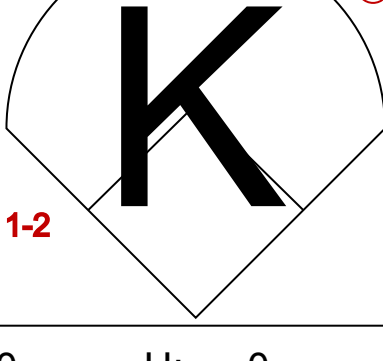


New York Mets - 1978

Batter	1	2	3	4	5	6	7	8	9	AB	R	H	RBI	BB	SO	LOB	TOP			
Ellis Valentine, R (1, 9)										4	0	0	0	0	3	2	Montreal Expos @ New York Mets Shea Stadium, Flushing, NY Fri Apr 07 1978, 3:33 AM EST Att: 11,736 - Unknown			
Dave Cash, R (1, 4) OBP: 0.500, SLG: 0.500										4	0	2	0	0	0	0				
Andre Dawson, R (1, 8)										4	0	0	0	0	1	2				
Gary Carter, R (1, 2) OBP: 0.500, SLG: 1.500										4	1	2	1	0	0	1				
Tony Perez, R (1, 3) OBP: 0.250, SLG: 0.250										4	0	1	0	0	1	2				
Warren Cromartie, L (1, 7) Sam Mejias, R (2, 7) Stan Papi, R (9, PH)										1	0	0	0	0	0	0				
Larry Parrish, R (1, 5) OBP: 0.250, SLG: 0.250										4	0	1	0	0	1	0				
Chris Speier, R (1, 6) OBP: 0.333, SLG: 0.333										3	0	1	0	0	1	1				
Steve Rogers, R (1, 1) OBP: 0.500, SLG: 0.500 Jerry White, S (7, PH) Stan Bahnsen, R (7, 1)										2	0	1	0	0	0	1				
Inning Stats	R: 0 E: 0 K: 2 S: 9	H: 2 LOB: 2 BB: 0 P: 9	R: 0 E: 0 K: 2 S: 9	H: 2 LOB: 2 BB: 0 P: 9	R: 0 E: 0 K: 1 S: 5	H: 1 LOB: 0 BB: 0 P: 5	R: 0 E: 0 K: 0 S: 7	H: 0 LOB: 0 BB: 0 P: 7	R: 1 E: 0 K: 0 S: 4	H: 1 LOB: 0 BB: 0 P: 4	R: 0 E: 0 K: 0 S: 3	H: 0 LOB: 0 BB: 0 P: 3	R: 0 E: 0 K: 0 S: 3	H: 0 LOB: 0 BB: 0 P: 3	R: 0 E: 0 K: 0 S: 3	H: 0 LOB: 0 BB: 0 P: 3		1B: 6 2B: 1 3B: 0 HR: 1	SF: 0 SAC: 0 DP: 1 HBP: 0	WP: 0 PB: 0 SB: 0 CS: 0
PITCHER Jerry Koosman, L (1, 1) ERA: 1.0	IP: 9.0 WLS: W BF: 34 H: 8 R: 1 ER: 1 SO: 7 BB: 0 IBB: 0 HBP: 0 BLK: 0 WP: 0 HR: 1 S: 48 P: 48 ERA: 1.00 WHIP: 0.889																			

Batter	1	2	3	4	5	6	7	8	9	AB	R	H	RBI	BB	SO	LOB	BOTTOM			
Lenny Randle, S (1, 5)										4	0	0	0	0	1	2	Montreal Expos @ New York Mets Shea Stadium, Flushing, NY Fri Apr 07 1978, 3:33 AM EST Att: 11,736 - Unknown			
Tim Foli, R (1, 6)										4	0	0	0	0	0	0				
Steve Henderson, R (1, 7) OBP: 0.500, SLG: 0.333										3	1	1	0	1	1	1				
Willie Montanez, L (1, 3) OBP: 0.250, SLG: 0.500										4	1	1	0	0	0	2				
Ken Henderson, S (1, 9) OBP: 0.500, SLG: 0.667										3	1	1	1	1	0	1				
Lee Mazzilli, S (1, 8) OBP: 0.500, SLG: 0.750										4	0	2	1	0	0	1				
John Stearns, R (1, 2) OBP: 0.667, SLG: 0.500										2	0	1	0	1	0	1				
Doug Flynn, R (1, 4) OBP: 0.667, SLG: 0.500										2	0	1	1	1	0	1				
Jerry Koosman, R (1, 1)										3	0	0	0	0	1	3				
Inning Stats	R: 0 E: 0 K: 1 S: 5	H: 0 LOB: 0 BB: 0 P: 5	R: 2 E: 0 K: 0 S: 6	H: 3 LOB: 2 BB: 1 P: 10	R: 0 E: 1 K: 0 S: 3	H: 0 LOB: 0 BB: 0 P: 3	R: 0 E: 0 K: 0 S: 4	H: 1 LOB: 1 BB: 0 P: 4	R: 0 E: 0 K: 0 S: 3	H: 0 LOB: 0 BB: 0 P: 3	R: 1 E: 0 K: 0 S: 5	H: 2 LOB: 1 BB: 0 P: 5	R: 0 E: 0 K: 2 S: 6	H: 0 LOB: 1 BB: 1 P: 10	R: 0 E: 0 K: 0 S: 3	H: 1 LOB: 2 BB: 2 P: 11		1B: 4 2B: 3 3B: 0 HR: 0	SF: 0 SAC: 0 DP: 1 HBP: 0	WP: 1 PB: 0 SB: 1 CS: 1
PITCHER Steve Rogers, R (1, 1) ERA: 4.5 Stan Bahnsen, R (7, 1) ERA:	IP: 6.0 WLS: L BF: 25 H: 6 R: 3 ER: 3 SO: 1 BB: 1 IBB: 0 HBP: 0 BLK: 0 WP: 1 HR: 0 S: 26 P: 30 ERA: 4.50 WHIP: 1.167																			

Batter	1	2	3	4	5	6	7	8	9	AB	R	H	RBI	BB	SO	LOB	TOP										
Ellis Valentine, R OBP: 0.357, SLG: 0.571 (1, 9)										5	1	3	2	0	1	1	<p>Montreal Expos @ New York Mets Shea Stadium, Flushing, NY Sun Apr 09 1978, 3:33 AM EST Unknown</p>										
Dave Cash, R OBP: 0.357, SLG: 0.500 (1, 4)										5	0	0	0	0	0	3											
Andre Dawson, R OBP: 0.231, SLG: 0.091 (1, 8)										4	0	0	0	0	1	0											
Gary Carter, R OBP: 0.385, SLG: 0.636 (1, 2)										3	1	0	0	1	1	0											
Tony Perez, R OBP: 0.308, SLG: 0.250 (1, 3)										4	0	1	0	0	0	1											
Del Unser, L OBP: 0.444, SLG: 0.375 (1, 7)										3	1	3	0	1	0	0											
Wayne Garrett, L OBP: 0.222, SLG: 0.125 (1, 5)										4	0	0	0	0	1	7											
Chris Speier, R OBP: 0.500, SLG: 0.500 (1, 6)										4	1	1	1	0	0	3											
Wayne Twitchell, R Hal Dues, R Darold Knowles, L Jerry White, S Fred Holdsworth, R Larry Parrish, R OBP: 0.400, SLG: 0.600 (1, 1) (2, 1) (6, 1) (7, PH) (7, 1) (8, PH)										0	0	0	0	0	0	0											
Inning Stats	R: 0 E: 0 K: 1 S: 5	H: 1 LOB: 0 BB: 0 P: 5	R: 0 E: 1 K: 2 S: 9	H: 1 LOB: 2 BB: 0 P: 9	R: 0 E: 0 K: 1 S: 5	H: 1 LOB: 0 BB: 0 P: 5	R: 0 E: 0 K: 0 S: 4	H: 1 LOB: 2 BB: 1 P: 8	R: 1 E: 0 K: 1 S: 6	H: 1 LOB: 0 BB: 0 P: 6	R: 0 E: 0 K: 0 S: 3	H: 0 LOB: 0 BB: 0 P: 3	R: 0 E: 0 K: 1 S: 6	H: 1 LOB: 1 BB: 0 P: 6	R: 0 E: 0 K: 0 S: 3	H: 0 LOB: 0 BB: 0 P: 3	R: 4 E: 0 K: 0 S: 7	H: 4 LOB: 1 BB: 1 P: 11	1B: 8 2B: 1 3B: 0 HR: 1	SF: 0 SAC: 0 DP: 2 HBP: 0	WP: 0 PB: 0 SB: 0 CS: 0	PA: 38					
PITCHER	IP	WLS	BF	H	R	ER	SO	BB	IBB	HBP	BLK	WP	HR	S	P	ERA	WHIP										
Pat Zachry, R ERA: 1.29 (1, 1)	7.0	W	27	6	1	1	6	1	0	0	0	0	1	38	42	1.29	1.000										
Skip Lockwood, R ERA: 21.6 (8, 1)	1.2		9	3	4	4	0	1	0	0	0	0	0	8	12	21.60	2.400										
Mardie Cornejo, R ERA: (9, 1)	0.1	S	2	1	0	0	0	0	0	0	0	0	0	2	2	0.00	3.000										

Batter	1	2	3	4	5	6	7	8	9	AB	R	H	RBI	BB	SO	LOB	BOTTOM											
Lenny Randle, S (1, 5)										2	0	0	0	1	0	0	<p>Montreal Expos @ New York Mets Shea Stadium, Flushing, NY Sun Apr 09 1978, 3:33 AM EST Unknown</p>											
Tim Lincecum, R OBP: 0.154, SLG: 0.083 (1, 6)										3	1	0	0	1	0	3												
Bruce Boesch, L OBP: 0.833, SLG: 1.500 (1, 7)										3	2	2	2	1	0	0												
Willie Montanez, L OBP: 0.250, SLG: 0.273 (1, 3)										3	1	1	0	1	0	1												
Ken Henderson, S OBP: 0.500, SLG: 0.444 (1, 9)										3	0	1	0	1	1	2												
Lee Mazzilli, S OBP: 0.500, SLG: 0.900 (1, 8)										2	1	0	0	2	0	2												
Ron Hodges, L (1, 2)										2	0	0	0	0	0	0												
Steve Henderson, R OBP: 0.444, SLG: 1.125 (6, PH)										1	1	1	4	0	0	0												
John Stearns, R OBP: 0.250, SLG: 0.143 (7, 2)										1	0	0	0	0	0	1												
Doug Flynn, R OBP: 0.364, SLG: 0.300 (1, 4)										4	0	2	0	0	1	0												
Pat Zachry, R (1, 1)										2	0	0	0	1	0	0												
Skip Lockwood, R (8, 1)										1	0	0	0	0	0	2												
Mardie Cornejo, R (9, 1)										0	0	0	0	0	0	0												
Inning Stats	R: 2 E: 0 K: 0 S: 2	H: 1 LOB: 1 BB: 4 P: 18	R: 0 E: 0 K: 0 S: 3	H: 1 LOB: 1 BB: 1 P: 8	R: 0 E: 0 K: 1 S: 5	H: 0 LOB: 0 BB: 0 P: 5	R: 0 E: 0 K: 1 S: 5	H: 0 LOB: 0 BB: 0 P: 5	R: 0 E: 0 K: 1 S: 3	H: 0 LOB: 0 BB: 0 P: 3	R: 4 E: 0 K: 1 S: 8	H: 3 LOB: 1 BB: 1 P: 12	R: 0 E: 0 K: 0 S: 3	H: 0 LOB: 1 BB: 1 P: 7	R: 0 E: 0 K: 0 S: 4	H: 1 LOB: 2 BB: 1 P: 8	1B: 5 2B: 1 3B: 0 HR: 2	SF: 0 SAC: 0 DP: 2 HBP: 1	WP: 0 PB: 0 SB: 0 CS: 2	PA: 37								
PITCHER	IP	WLS	BF	H	R	ER	SO	BB	IBB	HBP	BLK	WP	HR	S	P	ERA	WHIP											
Wayne Twitchell, R ERA: 13.5 (1, 1)	1.1	L	10	2	2	2	0	5	0	1	0	0	0	17	21	6.75	1.000											
Hal Dues, R ERA: 6.75 (2, 1)	4.0		14	3	3	3	2	1	0	0	0	0	0	1	4	25	13.50	5.250										
Darold Knowles, L ERA: 13.5 (6, 1)	0.2		3	1	1	1	0	0	0	0	0	0	1	3	3	13.50	1.500											
Fred Holdsworth, R ERA: (7, 1)	2.0		9	1	0	0	0	2	0	0	0	0	0	7	15	0.00	1.500											

Batter	1	2	3	4	5	6	7	8	9	AB	R	H	RBI	BB	SO	LOB	TOP											
Ellis Valentine, R OBP: 0.368, SLG: 0.526										5	0	2	0	0	1	2												
Dave Cash, R OBP: 0.368, SLG: 0.444 Pepe Frias, R (8, 4)										4	2	1	0	1	0	3												
Andre Dawson, R OBP: 0.222, SLG: 0.125										5	1	1	1	0	1	1												
Gary Carter, R OBP: 0.444, SLG: 0.600										4	0	2	1	1	0	0												
Tony Perez, R OBP: 0.222, SLG: 0.176 Sam Mejias, R (9, 7)										5	0	0	0	0	0	5												
Del Unser, L OBP: 0.462, SLG: 0.417 (9, 3)										4	1	2	1	0	0	1												
Larry Parrish, R OBP: 0.444, SLG: 0.667										4	1	2	1	0	0	3												
Chris Speier, R OBP: 0.438, SLG: 0.563										4	0	1	1	0	0	1												
Ross Grimsley, L (1, 1)										2	0	0	0	2	1	1												
Inning Stats	R: 0 E: 0 K: 1 S: 5	H: 1 LOB: 0 BB: 0 P: 5	R: 2 E: 1 K: 0 S: 6	H: 2 LOB: 2 BB: 1 P: 10	R: 0 E: 0 K: 0 S: 4	H: 1 LOB: 0 BB: 0 P: 4	R: 0 E: 0 K: 0 S: 3	H: 1 LOB: 0 BB: 0 P: 3	R: 1 E: 0 K: 1 S: 7	H: 2 LOB: 2 BB: 1 P: 11	R: 0 E: 0 K: 0 S: 4	H: 1 LOB: 1 BB: 0 P: 4	R: 2 E: 1 K: 1 S: 8	H: 2 LOB: 2 BB: 1 P: 12	R: 0 E: 0 K: 0 S: 3	H: 1 LOB: 0 BB: 1 P: 7	R: 0 E: 0 K: 0 S: 3	H: 0 LOB: 0 BB: 0 P: 3	1B: 9 2B: 1 3B: 1 HR: 0	SF: 0 SAC: 0 DP: 1 HBP: 0	WP: 1 PB: 0 SB: 1 CS: 1	PA: 41						
PITCHER	IP	WLS	BF	H	R	ER	SO	BB	IBB	HBP	BLK	WP	HR	S	P	ERA	WHIP											
Mike Bruhert, R ERA: 1.5	(1, 1)	6.0	L	27	8	3	1	2	2	0	0	1	1	0	29	37	1.50	1.667										
Butch Metzger, R ERA: 27.0	(7, 1)	0.2		5	1	2	1	1	1	0	0	0	0	0	6	10	13.50	3.000										
Paul Siebert, L ERA:	(7, 1)	1.1		6	2	0	0	0	1	0	0	0	0	0	5	9	0.00	2.250										
Bob Myrick, L ERA:	(9, 1)	1.0		3	0	0	0	0	0	0	0	0	0	0	3	3	0.00	0.000										

Montreal Expos @ New York Mets
Shea Stadium, Flushing, NY
Sun Apr 09 1978, 3:38 AM EST
Att: 30,448 - Unknown

AB 37
R 5
H 11
RBI 5
BB 4
SO 3
LOB 17



Batter	1	2	3	4	5	6	7	8	9	AB	R	H	RBI	BB	SO	LOB	BOTTOM											
Lenny Randle, S OBP: 0.438, SLG: 0.100										2	0	1	0	2	0	0												
Tim Foli, R OBP: 0.176, SLG: 0.067										3	0	0	0	1	0	3												
Steve Henderson, R OBP: 0.308, SLG: 0.750										4	0	0	0	0	2	2												
Willie Montanez, L OBP: 0.313, SLG: 0.286										3	0	1	0	1	0	0												
Ken Henderson, S OBP: 0.375, SLG: 0.308										4	0	0	0	0	1	2												
John Stearns, R OBP: 0.333, SLG: 0.200										3	0	1	0	1	0	2												
Lee Mazzilli, S OBP: 0.400, SLG: 0.692										3	0	0	0	0	1	3												
Doug Flynn, R OBP: 0.286, SLG: 0.231										3	0	0	0	0	0	0												
Mike Bruhert, R Joel Youngblood, R Butch Metzger, R Paul Siebert, L Tom Grieve, R Bob Myrick, R	(1, 1) (6, PH) (7, 1) (7, 1) (8, PH) (9, 1)									1	0	0	0	0	1	0												
Inning Stats	R: 0 E: 0 K: 0 S: 2	H: 0 LOB: 0 BB: 1 P: 6	R: 0 E: 0 K: 1 S: 5	H: 0 LOB: 1 BB: 1 P: 9	R: 0 E: 0 K: 1 S: 6	H: 1 LOB: 0 BB: 0 P: 6	R: 0 E: 0 K: 2 S: 7	H: 0 LOB: 0 BB: 0 P: 7	R: 0 E: 0 K: 0 S: 3	H: 1 LOB: 1 BB: 0 P: 3	R: 0 E: 0 K: 0 S: 3	H: 0 LOB: 1 BB: 1 P: 7	R: 0 E: 0 K: 0 S: 4	H: 1 LOB: 1 BB: 0 P: 4	R: 0 E: 0 K: 0 S: 3	H: 0 LOB: 1 BB: 1 P: 7	R: 0 E: 0 K: 1 S: 5	H: 0 LOB: 1 BB: 1 P: 9	1B: 3 2B: 0 3B: 0 HR: 0	SF: 0 SAC: 0 DP: 2 HBP: 0	WP: 0 PB: 0 SB: 0 CS: 0	PA: 33						
PITCHER	IP	WLS	BF	H	R	ER	SO	BB	IBB	HBP	BLK	WP	HR	S	P	ERA	WHIP											
Ross Grimsley, L ERA:	(1, 1)	9.0	W	33	3	0	0	5	5	0	0	0	0	0	38	58	0.00	0.889										

Montreal Expos @ New York Mets
Shea Stadium, Flushing, NY
Sun Apr 09 1978, 3:38 AM EST
Att: 30,448 - Unknown


AB 28
R 0
H 3
RBI 0
BB 5
SO 5
LOB 12



Batter	1	2	3	4	5	6	7	8	9	AB	R	H	RBI	BB	SO	LOB	TOP			
Ivan De Jesus, R OBP: 0.389, SLG: 0.375	F8		F9			F4-3			5-3	4	0	0	0	0	0	0				
Greg Gross, L OBP: 0.286, SLG: 0.286	F4-3			G1-6-3 1B		G3			F8	4	0	1	0	0	0	0				
Bill Buckner, L OBP: 0.444, SLG: 0.588				L7 1B				BB		3	0	2	0	1	0	1				
Bobby Murcer, L OBP: 0.167, SLG: 0.118	P6			G1-6-3 1-2				F8		4	0	1	0	0	0	3				
Dave Kingman, R OBP: 0.176, SLG: 0.313			F4-3			P3			K	4	0	0	0	0	2	3				
Manny Trillo, R OBP: 0.533, SLG: 0.538		CS BB				F4-3 2B			F9	2	0	1	0	1	0	1				
Dave Rader, L OBP: 0.286, SLG: 0.357				K		F4-3 2-3			1-3	3	0	0	0	0	1	2				
Hector Cruz, R OBP: 0.200, SLG: 0.400			F	F8		F9			F8	4	0	0	0	0	0	2				
Dennis Lamp, R Larry Bittner, L (8, PH) Paul Reuschel, R Mike Krukow, R				F4-3					L8	2	0	0	0	0	0	0				
						6-3				1	0	0	0	0	0	0				
										0	0	0	0	0	0	0				
										0	0	0	0	0	0	0				
Inning Stats	R: 0 E: 0 K: 0 S: 4	H: 1 LOB: 1 BB: 0 P: 4	R: 0 E: 0 K: 1 S: 4	H: 0 LOB: 0 BB: 1 P: 8	R: 0 E: 0 K: 0 S: 3	H: 0 LOB: 0 BB: 0 P: 3	R: 0 E: 0 K: 0 S: 3	H: 1 LOB: 1 BB: 0 P: 3	R: 0 E: 0 K: 0 S: 4	H: 0 LOB: 0 BB: 0 P: 3	R: 0 E: 0 K: 1 S: 5	H: 0 LOB: 1 BB: 1 P: 9	R: 0 E: 0 K: 0 S: 3	H: 0 LOB: 0 BB: 0 P: 3	R: 0 E: 0 K: 1 S: 7	H: 2 LOB: 2 BB: 0 P: 7	1B: 4 2B: 1 3B: 0 HR: 0	SF: 0 SAC: 0 DP: 1 HBP: 0	WP: 0 PB: 0 SB: 0 CS: 1	PA: 33
PITCHER Craig Swan, R ERA:	IP: 9.0 WLS: W BF: 33 H: 5 R: 0 ER: 0 SO: 3 BB: 2 IBB: 0 HBP: 0 BLK: 0 WP: 0 HR: 0 S: 36 P: 44 ERA: 0.00 WHIP: 0.778																			

Chicago Cubs @ New York Mets
Shea Stadium, Flushing, NY
Mon Apr 10 1978, 3:33 AM EST
Att: 3,751 - Unknown - 58 F


AB	31
R	0
H	5
RBI	0
BB	2
SO	3
LOB	12



Batter	1	2	3	4	5	6	7	8	9	AB	R	H	RBI	BB	SO	LOB	BOTTOM			
Lenny Randle, S OBP: 0.350, SLG: 0.071	6-3		1-3			6-3		F8		4	0	0	0	0	0	1				
Tim Foli, R OBP: 0.238, SLG: 0.211	L5			2B		F7		F S HR		4	2	2	0	0	0	0				
Steve Henderson, R OBP: 0.353, SLG: 0.938	1-3			G3 2B		K		HR		4	2	2	3	0	1	0				
Ed Kranepool, L OBP: 0.400, SLG: 1.000			G3	G3		4-1		HR		4	1	1	0	0	0	1				
Ken Henderson, S OBP: 0.400, SLG: 0.588			L9					HR		4	1	2	3	0	0	0				
Lee Mazzilli, S OBP: 0.316, SLG: 0.529			5-3			K		K		4	0	0	0	0	3	1				
John Stearns, R OBP: 0.313, SLG: 0.214				6-3		1-3		F9		4	0	1	0	0	0	1				
Doug Flynn, R OBP: 0.294, SLG: 0.200				F4-3		F4		IBB		2	0	0	0	1	0	0				
Craig Swan, R OBP: 0.333, SLG: 0.333						6-3		F9		3	0	1	0	0	0	2				
Inning Stats	R: 0 E: 0 K: 0 S: 3	H: 0 LOB: 0 BB: 0 P: 3	R: 0 E: 0 K: 0 S: 3	H: 0 LOB: 0 BB: 0 P: 3	R: 0 E: 0 K: 0 S: 4	H: 1 LOB: 1 BB: 0 P: 4	R: 2 E: 0 K: 1 S: 8	H: 3 LOB: 1 BB: 0 P: 8	R: 0 E: 0 K: 0 S: 3	H: 0 LOB: 0 BB: 0 P: 3	R: 0 E: 0 K: 1 S: 5	H: 0 LOB: 0 BB: 0 P: 5	R: 0 E: 0 K: 1 S: 6	H: 1 LOB: 2 BB: 1 P: 10	R: 4 E: 0 K: 1 S: 9	H: 4 LOB: 0 BB: 0 P: 9	1B: 4 2B: 3 3B: 0 HR: 2	SF: 0 SAC: 0 DP: 0 HBP: 0	WP: 0 PB: 0 SB: 2 CS: 0	PA: 34
PITCHER Dennis Lamp, R ERA: 2.57 Paul Reuschel, R ERA: 108.0 Mike Krukow, R ERA:	IP: 7.0 WLS: L BF: 27 H: 5 R: 2 ER: 2 SO: 3 BB: 0 IBB: 1 HBP: 0 BLK: 0 WP: 0 HR: 0 S: 32 P: 36 ERA: 2.57 WHIP: 0.714																			

Chicago Cubs @ New York Mets
Shea Stadium, Flushing, NY
Mon Apr 10 1978, 3:33 AM EST
Att: 3,751 - Unknown - 58 F

AB	33
R	6
H	9
RBI	6
BB	1
SO	4
LOB	6



Batter	1	2	3	4	5	6	7	8	9	AB	R	H	RBI	BB	SO	LOB	TOP								
Ivan De Jesus, R OBP: 0.435, SLG: 0.429	0-0 WP 5-3 1B	0-0 CS 1B			0-0 L9		0-0 1B		0-0 F9	5	0	3	1	0	0	1									
Gene Clines, R OBP: 0.188, SLG: 0.133	0-0 F2	0-0 L 1-2	0-0 L9			0-0 CS 1B	0-0 L5-3		0-0 L8	6	0	1	0	0	0	4									
Bill Buckner, L OBP: 0.455, SLG: 0.619	0-0 5-3		0-0 F4-3			0-0 1B		0-0 2B 1B	0-3 K	4	1	2	0	0	0	1									
Rudy Meoli, L Joe Wallis, S	1-2					1-2 1B				0	1	0	0	0	0	0									
Bobby Murcer, L OBP: 0.273, SLG: 0.250	4-0 BB 2-3 BB		0-3 K			0-0 F9 2H 1B		0-0 1H 1B 2B		3	1	2	2	1	1	0									
Dave Kingman, R OBP: 0.286, SLG: 0.333	4-0 BB BB				0-0 L3 1B		4-0 IBB		0-3 K	2	0	1	0	2	1	2									
Bruce Sutter, R Willie Hernandez, L Donnie Moore, L	1-2 BB									0	0	0	0	0	0	0									
Manny Trillo, R OBP: 0.421, SLG: 0.412	0-3 K				0-0 F2		0-0 F9		0-3 K	4	0	0	0	0	2	8									
Hector Cruz, R OBP: 0.125, SLG: 0.250		0-0 B5-3			0-0 L3		0-0 F4		0-0 1B	3	0	0	0	0	0	3									
Larry Bittner, L OBP: 0.400, SLG: 0.400			1-2							1	0	1	1	0	0	0									
Dave Rader, L OBP: 0.276, SLG: 0.389		0-0 F4-3 1B 2B			0-0 F4-3		0-0 F8		0-0 P5	4	1	1	0	0	0	1									
Rick Reuschel, R		0-0 F4-3			0-3 K		0-0 1-3			3	0	0	0	0	1	1									
Mick Kelleher, R OBP: 1.000, SLG: 1.000	2-3								1B	1	0	1	0	0	0	0									
Inning Stats	R: 0 E: 0 K: 1 S: 6	H: 1 LOB: 3 BB: 2 P: 14	R: 1 E: 0 K: 0 S: 4	H: 2 LOB: 0 BB: 0 P: 4	R: 0 E: 0 K: 1 S: 5	H: 0 LOB: 0 BB: 0 P: 5	R: 0 E: 0 K: 0 S: 3	H: 1 LOB: 0 BB: 0 P: 3	R: 0 E: 0 K: 1 S: 5	H: 0 LOB: 0 BB: 0 P: 5	R: 1 E: 0 K: 0 S: 5	H: 3 LOB: 2 BB: 1 P: 9	R: 0 E: 0 K: 2 S: 4	H: 1 LOB: 1 BB: 0 P: 4	R: 2 E: 0 K: 2 S: 10	H: 3 LOB: 1 BB: 0 P: 10	R: 0 E: 0 K: 1 S: 6	H: 1 LOB: 1 BB: 0 P: 6	1B: 9 2B: 4 3B: 0 HR: 0	SF: 0 SAC: 0 DP: 1 HBP: 0	WP: 1 PB: 0 SB: 0 CS: 2	PA: 40			
PITCHER	IP	WLS	BF	H	R	ER	SO	BB	IBB	HBP	BLK	WP	HR	S	P	ERA	WHIP	PITCHER							
Jerry Koosman, L ERA: 1.76	6.1	L	27	7	2	2	3	2	1	0	0	1	0	29	41	2.84	1.421								
Bob Myrick, L ERA:	0.2		3	1	0	0	0	0	0	0	0	0	0	3	3	0.00	1.500								
Skip Lockwood, R ERA: 14.73	2.0		10	4	2	2	3	0	0	0	0	0	0	16	16	9.00	2.000								
Batter	1	2	3	4	5	6	7	8	9	AB	R	H	RBI	BB	SO	LOB	BOTTOM								
Lenny Randle, S OBP: 0.280, SLG: 0.053	0-0 3-1		0-0 6-3			0-0 F7		0-3 K	0-0 FC4-6	5	0	0	0	0	1	3									
Tim Foli, R OBP: 0.240, SLG: 0.261	0-0 F2		0-0 6-3			0-0 F7		0-0 WP 1B 2B	0-3 K	4	1	1	0	0	0	0									
Bruce Boicclair, L OBP: 0.714, SLG: 1.200										1	0	0	0	0	1	2									
Steve Henderson, R OBP: 0.381, SLG: 0.842	0-3 K		0-0 5-3			1-0 BB HBP		0-0 FC5-4 2H 1B		3	0	1	1	0	1	0									
Ed Kranepool, L OBP: 0.333, SLG: 0.625		0-0 F5		0-0 4-1		4-0 BB 1-2 BB		0-0 FC5-4 1-2		3	0	0	0	1	0	1									
Ken Henderson, S OBP: 0.333, SLG: 0.476		0-0 4-3			0-0 F7		0-3 K		0-3 K	4	0	0	0	0	2	3									
Lee Mazzilli, S OBP: 0.348, SLG: 0.667		0-0 1-3			0-0 1B		0-0 F7		0-0 HR	4	1	2	1	0	0	0									
John Stearns, R OBP: 0.300, SLG: 0.222			0-0 5-3 1B		0-0 P4		0-3 K		0-0 F2	4	0	1	0	0	1	1									
Doug Flynn, R OBP: 0.381, SLG: 0.278			0-0 F8		0-0 1-3 1B		0-0 1B		4-0 FC4-6 BB BB	3	0	2	0	1	0	1									
Jerry Koosman, R Bob Myrick, R Willie Montanez, L Skip Lockwood, R Tom Grieve, R Joel Youngblood, R		0-0 5-3			0-0 K		0-3 K		4-0 FC4-6 1-2 BB	2	0	0	0	0	1	3									
Inning Stats	R: 0 E: 0 K: 1 S: 5	H: 0 LOB: 0 BB: 0 P: 5	R: 0 E: 0 K: 0 S: 3	H: 0 LOB: 0 BB: 0 P: 3	R: 0 E: 0 K: 0 S: 4	H: 1 LOB: 1 BB: 0 P: 4	R: 0 E: 0 K: 0 S: 3	H: 0 LOB: 0 BB: 0 P: 3	R: 0 E: 0 K: 1 S: 7	H: 2 LOB: 2 BB: 0 P: 7	R: 0 E: 0 K: 1 S: 5	H: 0 LOB: 2 BB: 1 P: 10	R: 0 E: 0 K: 2 S: 8	H: 1 LOB: 1 BB: 0 P: 8	R: 1 E: 0 K: 2 S: 9	H: 2 LOB: 1 BB: 0 P: 9	R: 1 E: 0 K: 1 S: 6	H: 1 LOB: 2 BB: 2 P: 14	1B: 5 2B: 1 3B: 0 HR: 1	SF: 0 SAC: 0 DP: 0 HBP: 1	WP: 1 PB: 0 SB: 0 CS: 0	PA: 38			
PITCHER	IP	WLS	BF	H	R	ER	SO	BB	IBB	HBP	BLK	WP	HR	S	P	ERA	WHIP	PITCHER							
Rick Reuschel, R ERA: 0.64	7.0	W	27	4	0	0	5	1	0	1	0	0	35	40	0.00	0.714									
Bruce Sutter, R ERA: 6.75	1.0		5	2	1	1	2	0	0	0	0	1	0	9	9	9.00	2.000								
Willie Hernandez, L ERA: 2.45	0.2		5	1	1	1	0	2	0	0	0	0	1	3	11	13.50	4.500								
Donnie Moore, R ERA:	0.1	S	1	0	0	0	1	0	0	0	0	0	0	3	3	0.00	0.000								

Chicago Cubs @ New York Mets
Shea Stadium, Flushing, NY
Tue Apr 11 1978, 3:33 AM EST
Att. 3,653 - Unknown - 55 F

AB 37
R 4
H 12
RBI 4
BB 3
SO 6
LOB 22



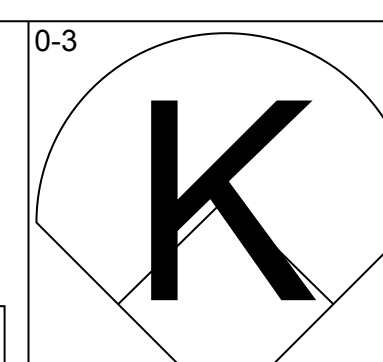
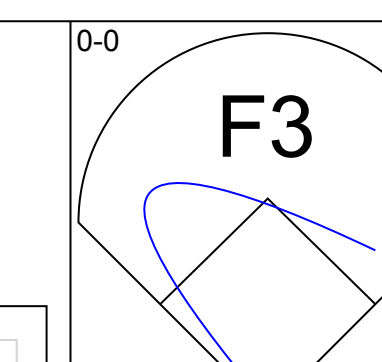
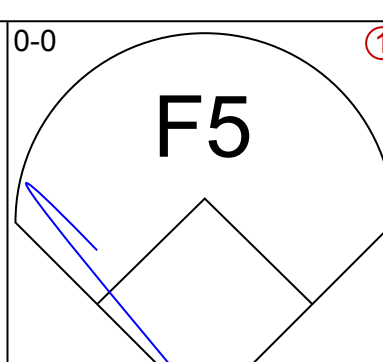
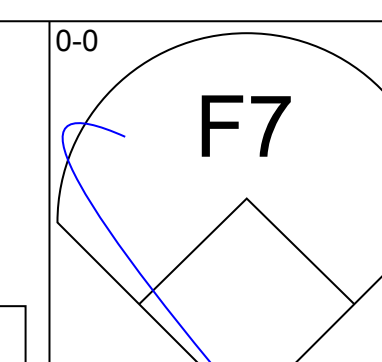
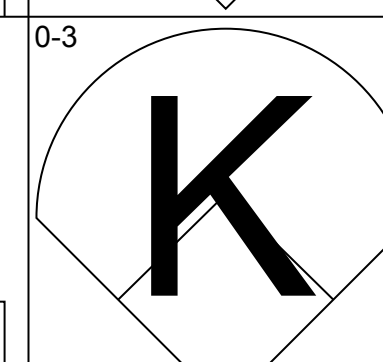
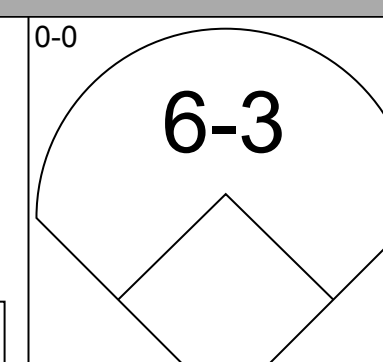
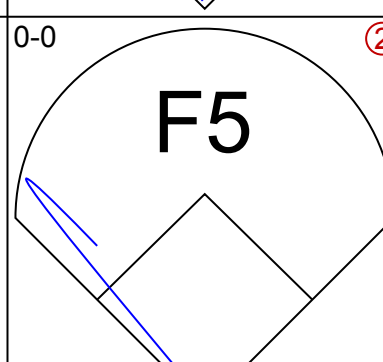
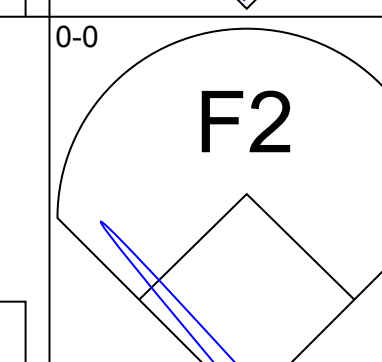
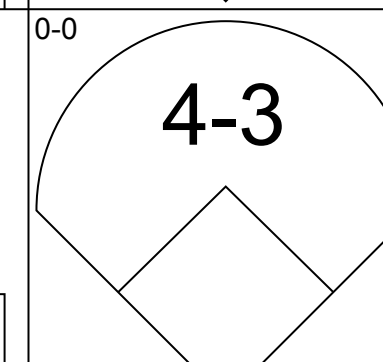
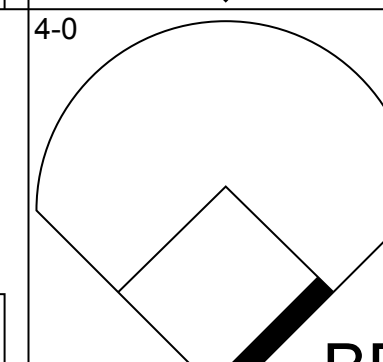
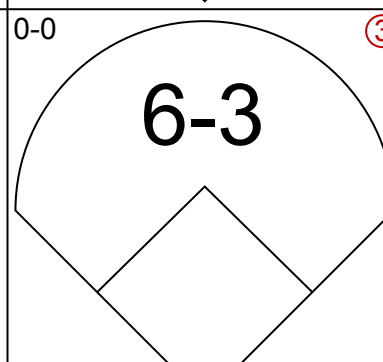
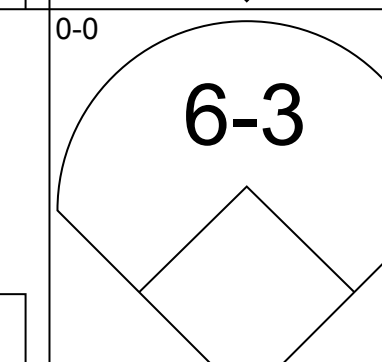
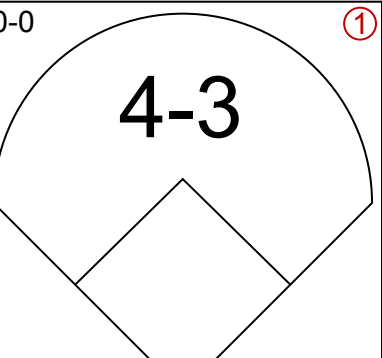
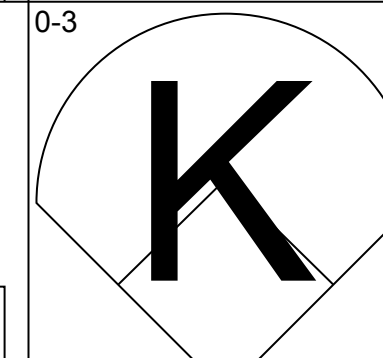
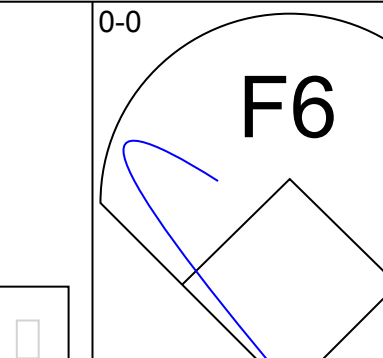
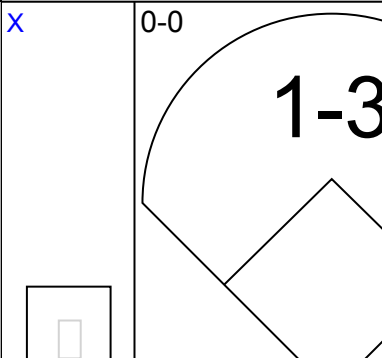
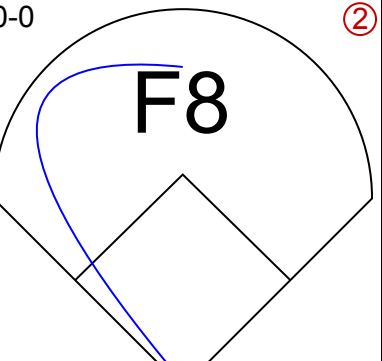
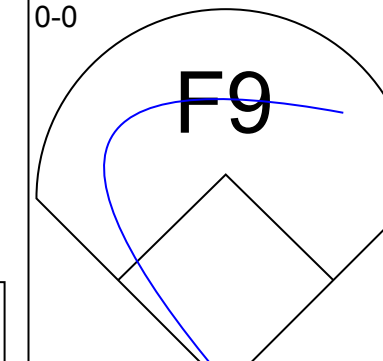
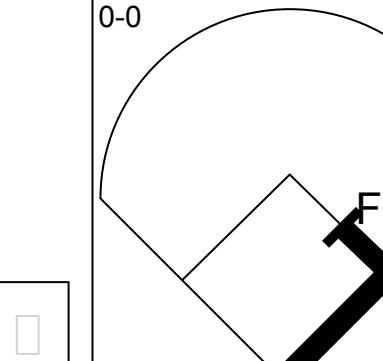
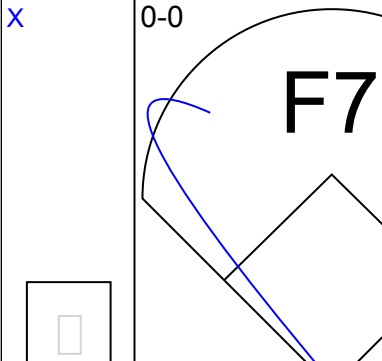
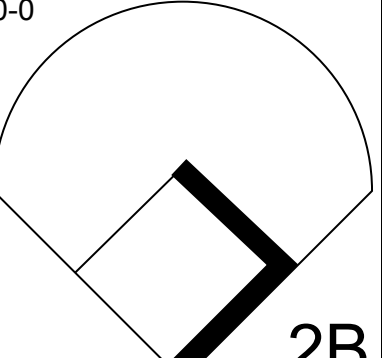
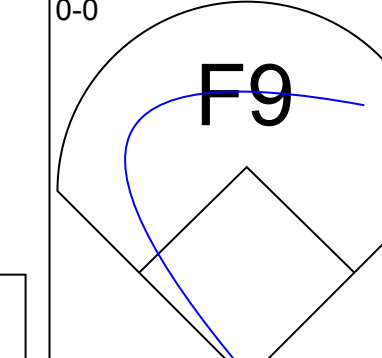
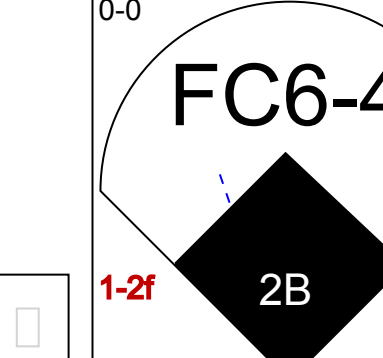
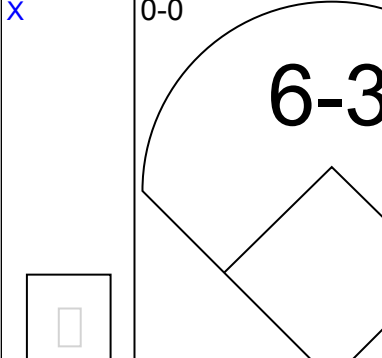
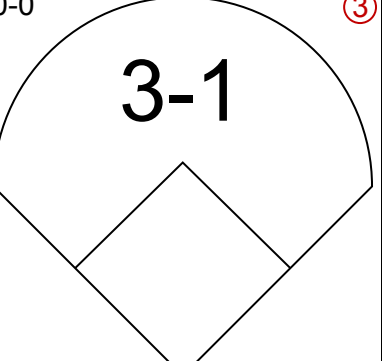
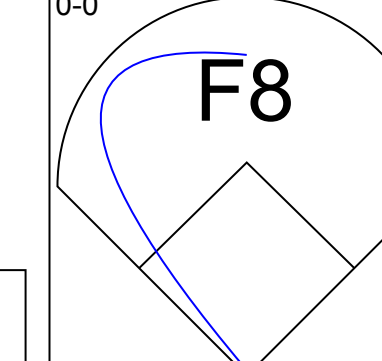
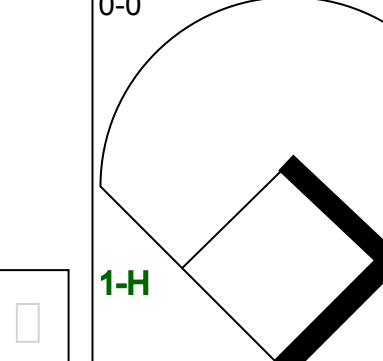
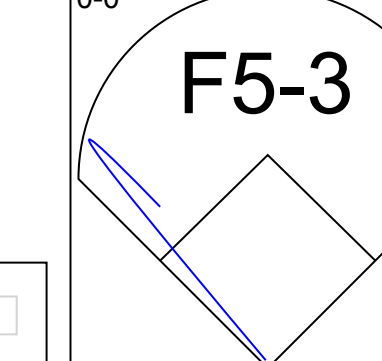
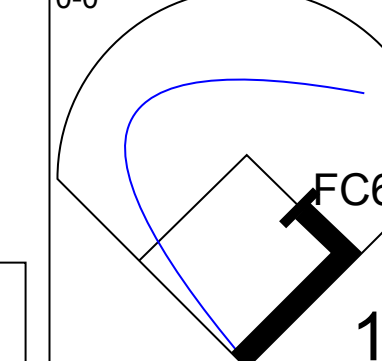
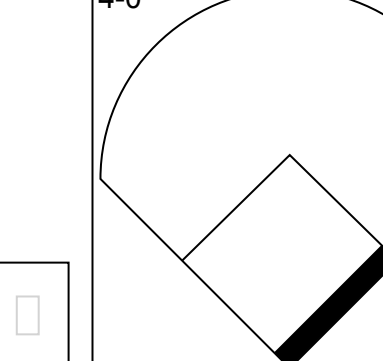
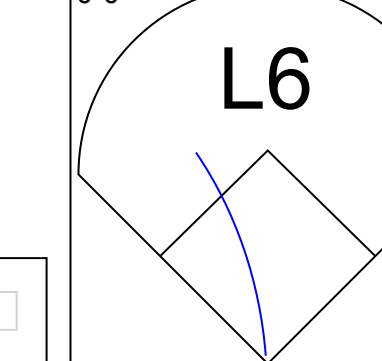
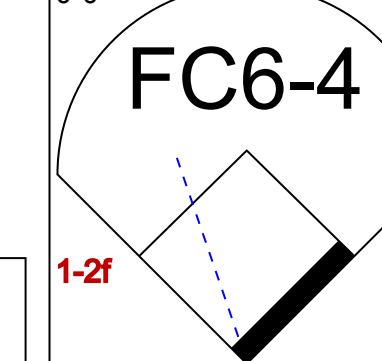
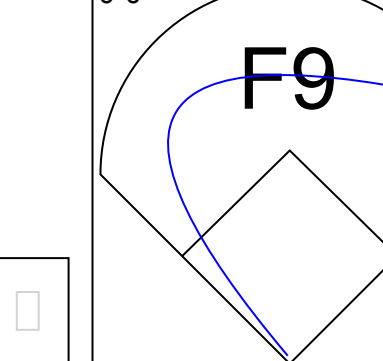
Chicago Cubs @ New York Mets
Shea Stadium, Flushing, NY
Tue Apr 11 1978, 3:33 AM EST
Att. 3,653 - Unknown - 55 F

AB 34
R 2
H 7
RBI 2
BB 3
SO 8
LOB 15



Batter	1	2	3	4	5	6	7	8	9	10	AB	R	H	RBI	BB	SO	LOB	TOP	
Lenny Randle, S OBP: 0.265, SLG: 0.179	5-3		2-3		L1-6 2B			F8		2H 2B	5	0	2	1	0	0	1	New York Mets @ Montreal Expos Olympic Stadium, Montreal, QB Fri Apr 14 1978, 3:33 AM EST Att: 37,172 - Unknown AB 38 R 3 H 9 RBI 3 BB 0 SO 8 LOB 13	
Tim Foli, R OBP: 0.235, SLG: 0.250	2-3		F7		L1-6 2-3			1-3		6-3	5	0	0	0	0	0	3		
Steve Henderson, R OBP: 0.367, SLG: 0.741	E5 FC6-4				6-3			6-3		K	5	1	1	0	0	1	1		
Willie Montanez, L OBP: 0.240, SLG: 0.227	FC6-4				K			F7		K	4	0	0	0	0	2	2		
Tom Grieve, R OBP: 0.500, SLG: 1.000 Skip Lockwood, R (10, 1)		6-3			1B E 1B			K		HR	4	1	2	1	0	1	0		
John Stearns, R OBP: 0.222, SLG: 0.167		6-3			SF7			5-3		K	3	0	0	1	0	1	0		
Lee Mazzilli, S OBP: 0.300, SLG: 0.536					E5 1B					6-3	4	0	1	0	0	1	1		
Doug Flynn, R OBP: 0.357, SLG: 0.280					BLK 1B			F5-4-3 1B		F7	4	0	2	0	0	0	1		
Pat Zachry, R Mardie Cornejo, R (8, 1) Joel Youngblood, R OBP: 0.333, SLG: 0.333 (10, 9)					K			K		E7 2B 1B	3	0	0	0	0	2	4		
					5-3						0	0	0	0	0	0	0		
					1-2						1	1	1	0	0	0	0		
Inning Stats	R: 0 E: 1 K: 0 S: 4	H: 0 LOB: 1 BB: 0 P: 4	R: 0 E: 0 K: 1 S: 5	H: 0 LOB: 0 BB: 0 P: 5	R: 0 E: 0 K: 1 S: 6	H: 1 LOB: 1 BB: 0 P: 6	R: 1 E: 1 K: 1 S: 9	H: 3 LOB: 3 BB: 0 P: 9	R: 0 E: 0 K: 1 S: 5	H: 1 LOB: 0 BB: 0 P: 5	R: 0 E: 0 K: 1 S: 3	H: 0 LOB: 0 BB: 0 P: 3	R: 1 E: 0 K: 2 S: 8	H: 1 LOB: 0 BB: 0 P: 8	R: 1 E: 1 K: 1 S: 7	H: 2 LOB: 1 BB: 0 P: 7	1B: 6 2B: 3 3B: 0 HR: 1	SF: 1 SAC: 0 DP: 2 HBP: 0	WP: 0 PA: 39 PB: 0 SB: 0 CS: 0
PITCHER	IP 9.1	WLS L	BF 37	H 9	R 3	ER 2	SO 7	BB 0	IBB 0	HBP 0	BLK 1	WP 0	HR 0	S 1	P 51	ERA 1.93	WHIP 0.964		
Rudy May, L ERA: 2.04 Stan Bahnsen, R ERA: 6.35	(1, 1)	(9, 7)	(1, 4)	(1, 8)	(1, 2)	(1, 3)	(1, 5)	(1, 9)	(1, 6)	(1, 1)	(10, 1)	(1, 1)	(8, 1)	(10, 9)	(1, 1)	(10, 1)			

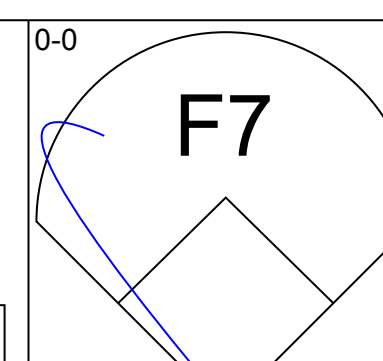
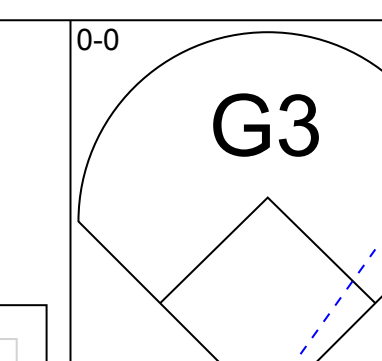
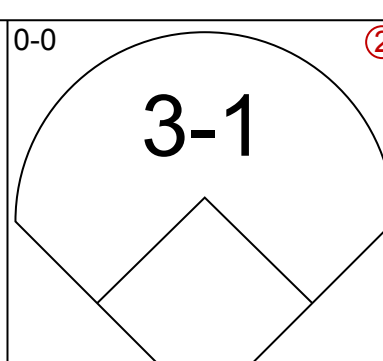
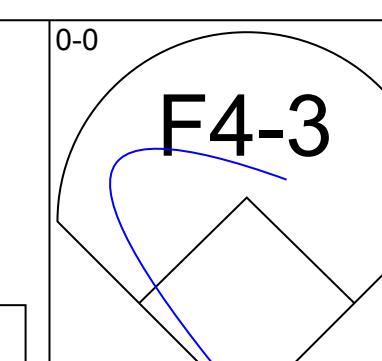
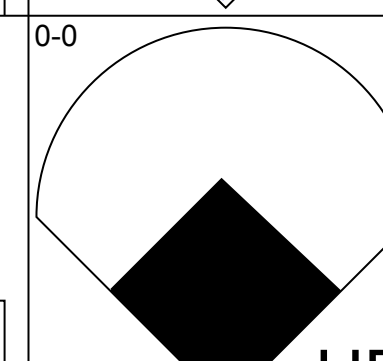
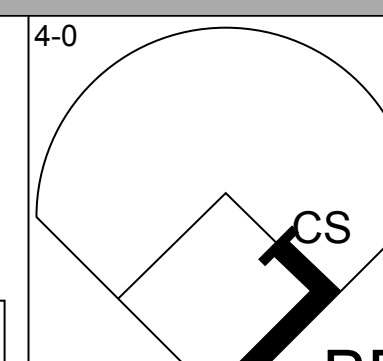
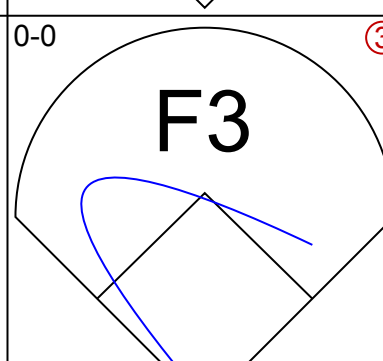
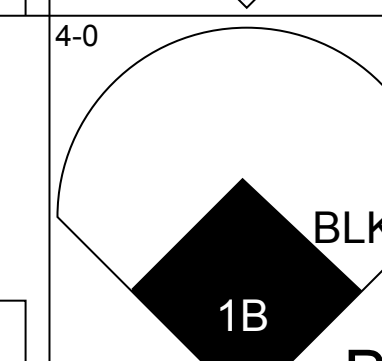
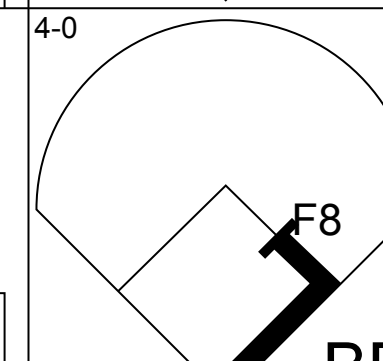
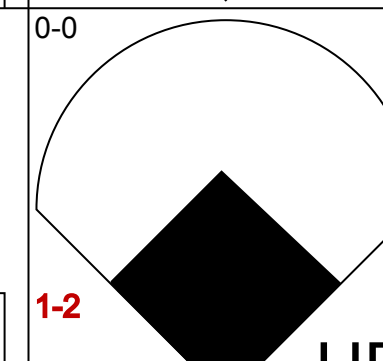

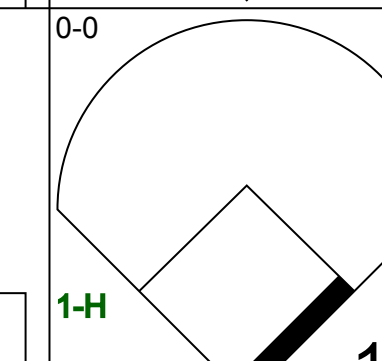
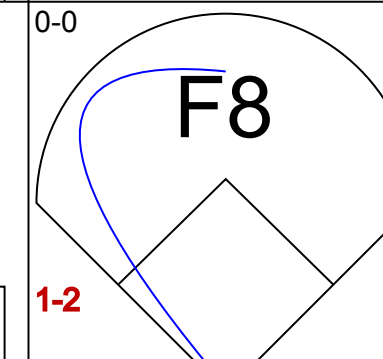
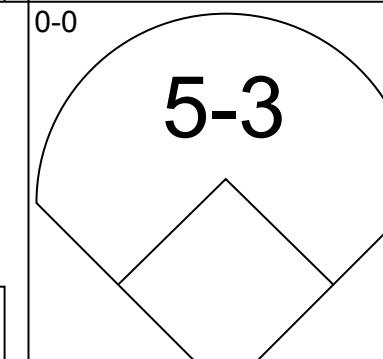

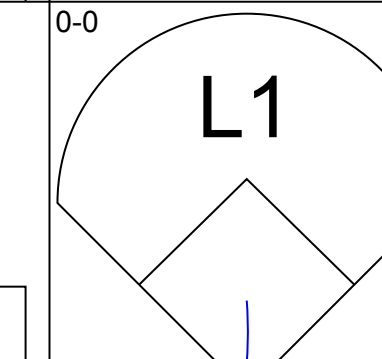
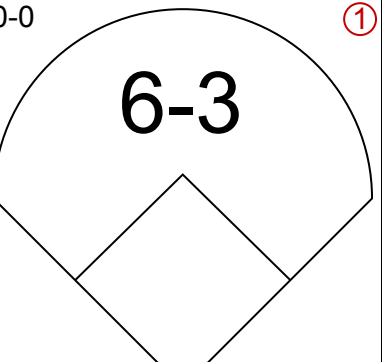
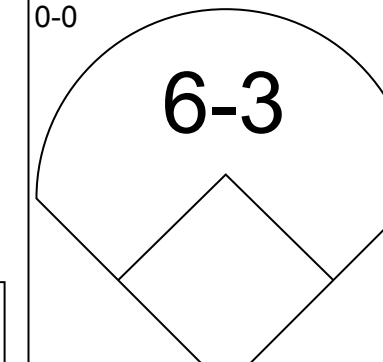

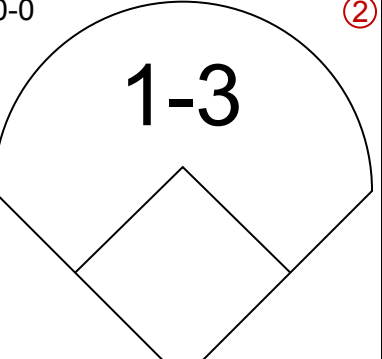
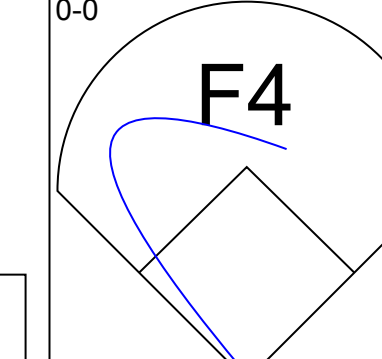
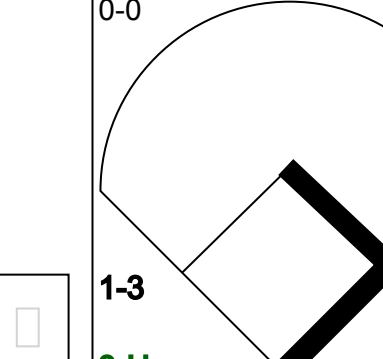


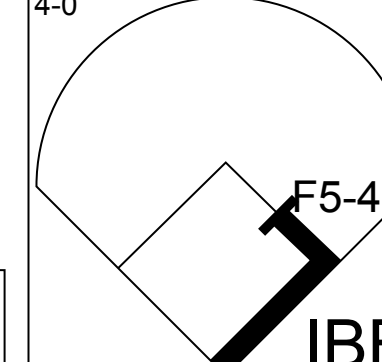
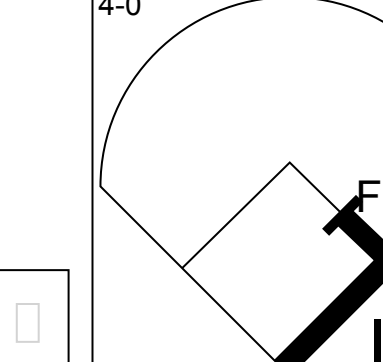

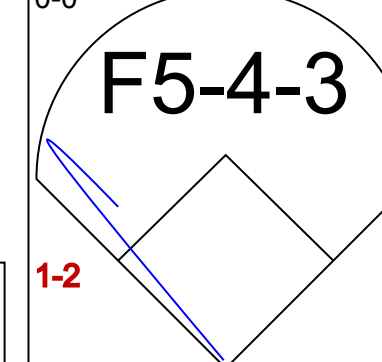

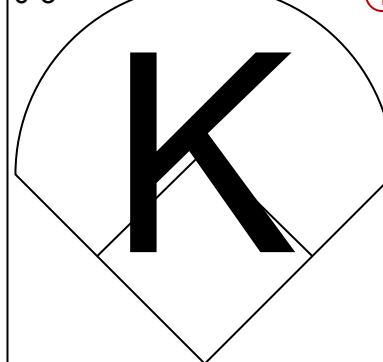
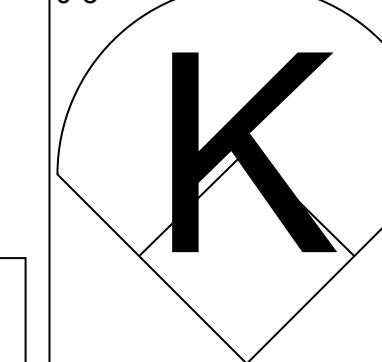
Batter	1	2	3	4	5	6	7	8	9	10	AB	R	H	RBI	BB	SO	LOB	BOTTOM			
Warren Cromartie, L Sam Mejias, R (9, 7)	F8		F8		BB		G1-6-3		P5		3	0	0	0	1	0	2	New York Mets @ Montreal Expos Olympic Stadium, Montreal, QB Fri Apr 14 1978, 3:33 AM EST Att: 37,172 - Unknown AB 34 R 2 H 9 RBI 2 BB 5 SO 8 LOB 15			
Dave Cash, R OBP: 0.393, SLG: 0.519	F4		1B		F9		BLK 1B		6-3		5	0	2	0	0	0	2				
Andre Dawson, R OBP: 0.250, SLG: 0.160	K				F4		K		6-3		5	0	0	0	0	3	3				
Gary Carter, R OBP: 0.393, SLG: 0.583					F5		K			5-3	4	1	1	0	1	1	0				
Tony Perez, R OBP: 0.296, SLG: 0.250							K				4	0	1	0	1	2	1				
Larry Parrish, R OBP: 0.471, SLG: 0.647					1B						4	0	1	0	0	2	2				
Del Unser, L OBP: 0.500, SLG: 0.471							1B				3	1	2	0	1	0	1				
Chris Speier, R OBP: 0.375, SLG: 0.609											3	0	1	2	0	0	2				
Rudy May, L OBP: 0.333, SLG: 0.400 Stan Bahnsen, R (10, 1)											2	0	1	0	1	0	2				
											0	0	0	0	0	0	0				
Inning Stats	R: 0 E: 0 K: 1 S: 5	H: 0 LOB: 0 BB: 0 P: 5	R: 0 E: 0 K: 0 S: 4	H: 1 LOB: 1 BB: 0 P: 4	R: 0 E: 0 K: 0 S: 4	H: 2 LOB: 2 BB: 0 P: 4	R: 0 E: 0 K: 1 S: 6	H: 1 LOB: 1 BB: 0 P: 6	R: 1 E: 0 K: 1 S: 7	H: 2 LOB: 2 BB: 1 P: 11	R: 0 E: 0 K: 2 S: 9	H: 2 LOB: 2 BB: 0 P: 9	R: 0 E: 0 K: 0 S: 3	H: 0 LOB: 2 BB: 3 P: 15	R: 0 E: 0 K: 0 S: 3	H: 0 LOB: 0 BB: 0 P: 3	R: 0 E: 0 K: 2 S: 7	H: 0 LOB: 0 BB: 0 P: 7	1B: 7 2B: 2 3B: 0 HR: 0	SF: 1 SAC: 2 DP: 1 HBP: 0	WP: 0 PA: 42 PB: 0 SB: 0 CS: 0
PITCHER	IP 7.0	WLS W	BF 32	H 9	R 2	ER 2	SO 6	BB 4	IBB 0	HBP 0	BLK 1	WP 0	HR 0	S 40	P 56	ERA 2.57	WHIP 1.857				
Pat Zachry, R ERA: 1.93 Mardie Cornejo, R ERA: 11.57 Skip Lockwood, R ERA: 11.57	(1, 1)	(8, 1)	(10, 1)	(1, 1)	(8, 1)	(10, 1)	(1, 1)	(10, 1)	(1, 1)	(8, 1)	(10, 1)	(1, 1)	(8, 1)	(10, 1)	(1, 1)	(10, 1)					

Batter	1	2	3	4	5	6	7	8	9	AB	R	H	RBI	BB	SO	LOB	TOP			
Lenny Randle, S (1.5) OBP: 0.279, SLG: 0.147										4	0	0	0	0	1	0				
Tim Foli, R (1.6) OBP: 0.209, SLG: 0.220										4	0	0	0	0	1	0				
Steve Henderson, R (1.7) OBP: 0.333, SLG: 0.600										3	0	0	0	1	0	0				
Willie Montanez, L (1.3) OBP: 0.212, SLG: 0.310										4	0	0	0	0	1	1				
Tom Grieve, R (1.9) OBP: 0.400, SLG: 0.667										4	0	1	0	0	0	1				
Lee Mazzilli, S (1.8) OBP: 0.316, SLG: 0.514										4	1	1	0	0	0	1				
John Stearns, R (1.2) OBP: 0.206, SLG: 0.194										3	0	1	1	0	0	1				
Doug Flynn, R (1.4) OBP: 0.371, SLG: 0.290										2	0	1	0	1	0	0				
Jerry Koosman, R (1.1) Bobby Valentine, R (7, PH) Mardie Cornejo, R (7.1)										2	0	0	0	0	0	1				
										1	0	0	0	0	0	2				
										0	0	0	0	0	0	0				
Inning Stats	R: 0 E: 0 K: 2 S: 7	H: 0 LOB: 0 BB: 0 P: 7	R: 0 E: 0 K: 0 S: 4	H: 1 LOB: 1 BB: 0 P: 4	R: 0 E: 0 K: 0 S: 3	H: 0 LOB: 0 BB: 0 P: 3	R: 0 E: 0 K: 1 S: 5	H: 0 LOB: 1 BB: 1 P: 9	R: 0 E: 0 K: 0 S: 3	H: 0 LOB: 0 BB: 0 P: 3	R: 1 E: 0 K: 0 S: 5	H: 2 LOB: 2 BB: 1 P: 9	R: 0 E: 0 K: 0 S: 3	H: 0 LOB: 0 BB: 0 P: 3	R: 0 E: 0 K: 0 S: 3	H: 0 LOB: 0 BB: 0 P: 3	1B: 2 2B: 2 3B: 0 HR: 0	SF: 0 SAC: 0 DP: 0 HBP: 0	WP: 0 PB: 0 SB: 0 CS: 0	PA: 33
PITCHER Ross Grimsley, L (1.1) ERA: 0.5	IP: 9.0 WLS: W BF: 33 H: 4 R: 1 ER: 1 SO: 3 BB: 2 IBB: 0 HBP: 0 BLK: 0 WP: 0 HR: 0 S: 37 P: 45 ERA: 1.00 WHIP: 0.667																			

New York Mets @ Montreal Expos
Olympic Stadium, Montreal, QB
Sun Apr 16 1978, 3:33 AM EST
Att: 18,790 - Unknown

AB	31
R	1
H	4
RBI	1
BB	2
SO	3
LOB	7



Batter	1	2	3	4	5	6	7	8	9	AB	R	H	RBI	BB	SO	LOB	BOTTOM			
Warren Cromartie, L (1.7)										4	0	0	0	0	0	0				
Dave Cash, R (1.4) OBP: 0.405, SLG: 0.618 Pepe Frias, R (9.4) OBP: 1.000, SLG: 2.000										2	2	1	1	2	0	0				
Andre Dawson, R (1.8) OBP: 0.351, SLG: 0.469										3	2	3	2	1	0	0				
Gary Carter, R (1.2) OBP: 0.333, SLG: 0.500										4	0	0	0	0	0	3				
Tony Perez, R (1.3) OBP: 0.265, SLG: 0.200 Sam Mejias, R (7, PR) (8.9)										2	0	0	0	1	0	0				
Larry Parrish, R (1.5) OBP: 0.417, SLG: 0.625										3	0	1	1	0	0	0				
Del Unser, L (1.9) OBP: 0.407, SLG: 0.348 (8.3)										2	0	0	0	1	2	0				
Chris Speier, R (1.6) OBP: 0.323, SLG: 0.500										3	0	0	0	0	1	3				
Ross Grimsley, L (1.1)										3	0	0	0	0	2	0				
Inning Stats	R: 1 E: 0 K: 0 S: 3	H: 1 LOB: 0 BB: 1 P: 7	R: 0 E: 0 K: 1 S: 5	H: 0 LOB: 0 BB: 0 P: 5	R: 0 E: 0 K: 0 S: 3	H: 0 LOB: 0 BB: 0 P: 3	R: 1 E: 0 K: 0 S: 3	H: 1 LOB: 0 BB: 1 P: 7	R: 0 E: 0 K: 2 S: 7	H: 0 LOB: 0 BB: 0 P: 7	R: 0 E: 0 K: 1 S: 5	H: 0 LOB: 0 BB: 0 P: 5	R: 1 E: 0 K: 0 S: 4	H: 2 LOB: 3 BB: 2 P: 12	R: 1 E: 0 K: 1 S: 6	H: 1 LOB: 1 BB: 1 P: 10	1B: 1 2B: 2 3B: 0 HR: 2	SF: 0 SAC: 0 DP: 1 HBP: 0	WP: 0 PB: 0 SB: 0 CS: 1	PA: 31
PITCHER Jerry Koosman, L (1.1) ERA: 2.11 Mardie Cornejo, R (7.1) ERA: 2.45	IP: 6.0 WLS: L BF: 20 H: 2 R: 2 ER: 2 SO: 4 BB: 2 IBB: 0 HBP: 0 BLK: 0 WP: 0 HR: 2 S: 26 P: 34 ERA: 3.00 WHIP: 0.667																			

New York Mets @ Montreal Expos
Olympic Stadium, Montreal, QB
Sun Apr 16 1978, 3:33 AM EST
Att: 18,790 - Unknown

AB	26
R	4
H	5
RBI	4
BB	5
SO	5
LOB	6



Batter	1	2	3	4	5	6	7	8	9	AB	R	H	RBI	BB	SO	LOB	TOP			
Lenny Randle, S (1.5)	0-0 SH2-4 SF8 1B		4-0 1B 1-2 BB		4-0 CS BB			0-0 6-3		2	1	1	0	2	0	0	New York Mets @ St. Louis Cardinals Busch Stadium, St. Louis, MO Wed Apr 19 1978, 3:33 AM CST Att. 6,958 - Unknown - 47 F			
Doug Flynn, R (1.4)	0-0 SH2-4		0-3 K		0-0 F5-3			0-3 K		3	0	0	0	0	2	3				
Bruce Boisclair, L (1.9)	0-0 SF8		0-0 1B		4-0 CS BB			4-0 BLK BB		1	0	1	2	2	0	0				
Steve Henderson, R (1.7)	0-3 K		0-3 K		0-0 CS	0-0 5-3		0-3 K2-3		4	0	0	0	0	3	3				
Willie Montanez, L (1.3)		0-0 F3		0-0 F8		0-3 K		0-0 G3		4	0	0	0	0	1	0				
Lee Mazzilli, S (1.8)	0-0 F8		4-0 BLK BB		0-0 F7			0-0 F9		3	0	0	0	1	0	0				
John Stearns, R (1.2)	0-0 P4		0-0 5-3		0-0 5-3			0-0 5-3		4	0	0	0	0	0	1				
Tim Foli, R (1.6)			0-3 K	4-0 BB		0-0 6-3				2	0	0	0	1	1	0				
Pat Zachry, R (1.1)			4-0 WP 1B BB	0-3 K		0-3 K				2	1	0	0	1	2	2				
Inning Stats	R: 1 E: 0 K: 1 S: 6	H: 1 LOB: 0 BB: 0 P: 6	R: 0 E: 0 K: 0 S: 3	H: 0 LOB: 0 BB: 0 P: 3	R: 1 E: 0 K: 3 S: 10	H: 1 LOB: 2 BB: 2 P: 18	R: 0 E: 0 K: 1 S: 5	H: 0 LOB: 2 BB: 2 P: 13	R: 0 E: 0 K: 0 S: 1	H: 0 LOB: 0 BB: 0 P: 9	R: 0 E: 0 K: 1 S: 5	H: 0 LOB: 0 BB: 0 P: 5	R: 0 E: 0 K: 0 S: 5	H: 0 LOB: 1 BB: 0 P: 11	R: 0 E: 0 K: 2 S: 7	H: 0 LOB: 0 BB: 1 P: 3	1B: 2 2B: 0 3B: 0 HR: 0	SF: 1 SAC: 1 DP: 0 HBP: 0	WP: 1 PB: 0 SB: 1 CS: 2	PA: 35
PITCHER	IP WLS BF H R ER SO BB IBB HBP BLK WP HR S P ERA WHIP																			
Mark Littell, R (1.1)	5.0 L 21 2 2 2 5 6 0 0 1 1 0 25 49 3.60 1.600																			
Pete Vuckovich, R (6.1)	4.0 13 0 0 0 4 1 0 0 1 0 0 20 24 0.00 0.250																			

Batter	1	2	3	4	5	6	7	8	9	AB	R	H	RBI	BB	SO	LOB	BOTTOM			
Lou Brock, L (1.7)	0-0 F9		0-0 G3-6			4-0 G3 WP BB		0-0 F4-3		3	0	0	0	1	0	1	New York Mets @ St. Louis Cardinals Busch Stadium, St. Louis, MO Wed Apr 19 1978, 3:33 AM CST Att. 6,958 - Unknown - 47 F			
Jim Dwyer, L (1.9)	0-0 G3		0-0 F7		0-0 F2		0-0 F9		4	0	0	0	0	0	1					
Garry Templeton, S (1.6)	0-0 F4			0-3 K		4-0 G3 BB		0-0 G3		3	0	0	0	1	1	0				
Ted Simmons, S (1.2)		0-0 F1-4-3		0-3 K		0-0 G3		0-0 F9		4	0	0	0	0	1	2				
Keith Hernandez, L (1.3)		0-0 1B 1B		4-0 BB		4-0 FC5-4 IBB		0-0 F7		2	0	1	0	2	0	0				
Jerry Morales, R (1.8)		0-0 S 1B		0-0 F8		0-0 FC5-4		0-3 K		4	0	1	0	0	1	4				
Ken Reitz, R (1.5)		0-3 K			0-0 5-3			0-3 K		3	0	0	0	0	2	2				
Mike Tyson, R (1.4)		0-0 5-3			0-0 F4-3			0-0 5-3		3	0	0	0	0	2					
Mark Littell, L (1.1)			4-0 G3-6 BB		0-0 F7			0-0 P2		0	0	0	0	1	0	0				
Inning Stats	R: 0 E: 0 K: 0 S: 3	H: 0 LOB: 0 BB: 0 P: 3	R: 0 E: 0 K: 1 S: 7	H: 2 LOB: 2 BB: 0 P: 7	R: 0 E: 0 K: 0 S: 2	H: 0 LOB: 0 BB: 1 P: 6	R: 0 E: 0 K: 2 S: 7	H: 0 LOB: 1 BB: 1 P: 11	R: 0 E: 0 K: 0 S: 3	H: 0 LOB: 0 BB: 0 P: 3	R: 0 E: 0 K: 0 S: 3	H: 0 LOB: 3 BB: 3 P: 15	R: 0 E: 0 K: 1 S: 5	H: 0 LOB: 0 BB: 0 P: 5	R: 0 E: 0 K: 0 S: 3	H: 0 LOB: 0 BB: 0 P: 3	1B: 2 2B: 0 3B: 0 HR: 0	SF: 0 SAC: 0 DP: 1 HBP: 0	WP: 1 PB: 0 SB: 1 CS: 0	PA: 33
PITCHER	IP WLS BF H R ER SO BB IBB HBP BLK WP HR S P ERA WHIP																			
Pat Zachry, R (1.1)	9.0 W 33 2 0 0 5 4 1 0 0 1 0 38 58 0.00 0.667																			

Batter	1	2	3	4	5	6	7	8	9	AB	R	H	RBI	BB	SO	LOB	TOP			
Lenny Randle, S OBP: 0.339, SLG: 0.178	B1-3		6-3			1-3		FC1-6 BB		3	0	0	0	1	0	0	New York Mets @ Chicago Cubs Wrigley Field, Chicago, IL Fri Apr 21 1978, 3:33 AM CST Att. 4,124 - Unknown - 38 F			
Doug Flynn, R OBP: 0.400, SLG: 0.348	F4-3				G6-4-3 1B	1B		FC1-6 1-2		4	0	2	0	0	0	1				
Bruce Boisclair, L OBP: 0.393, SLG: 0.409	L7			G6-4-3 1-2		F9		4-3		4	0	0	0	0	0	3				
Steve Henderson, R OBP: 0.232, SLG: 0.404		L4		K		L9			F9	4	0	0	0	0	1	1				
Willie Montanez, L OBP: 0.245, SLG: 0.326		L7							F7	3	0	1	0	1	0	0				
Lee Mazzilli, S OBP: 0.327, SLG: 0.449					5-3				G3	4	0	1	0	0	0	2				
John Stearns, R OBP: 0.224, SLG: 0.163										2	0	0	0	1	0	2				
Tim Foli, R OBP: 0.196, SLG: 0.189			6-3							3	0	0	0	0	0	3				
Butch Metzger, R						FC6-4 1-2 2-3		B1-3		0	0	0	0	0	0	0				
Craig Swan, R OBP: 0.125, SLG: 0.125			4-3							2	0	0	0	0	0	2				
Paul Siebert, L					5-3					0	0	0	0	0	0	0				
Bobby Valentine, R OBP: 0.333, SLG: 0.667								5-3		1	0	0	0	0	0	0				
Inning Stats	R: 0 E: 0 K: 0 S: 3	H: 0 LOB: 0 BB: 0 P: 3	R: 0 E: 0 K: 0 S: 4	H: 1 LOB: 1 BB: 0 P: 4	R: 0 E: 0 K: 0 S: 3	H: 0 LOB: 0 BB: 0 P: 3	R: 0 E: 0 K: 1 S: 5	H: 1 LOB: 0 BB: 0 P: 5	R: 0 E: 0 K: 0 S: 4	H: 1 LOB: 2 BB: 1 P: 8	R: 0 E: 0 K: 0 S: 4	H: 0 LOB: 1 BB: 1 P: 7	R: 0 E: 0 K: 0 S: 3	H: 0 LOB: 1 BB: 0 P: 7	R: 0 E: 0 K: 0 S: 3	H: 0 LOB: 0 BB: 0 P: 3	1B: 3 2B: 1 3B: 0 HR: 0	SF: 0 SAC: 0 DP: 1 HBP: 0	WP: 0 PB: 0 SB: 0 CS: 0	PA: 33
PITCHER Dennis Lamp, R ERA: 3.72	IP: 9.0 WLS: W BF: 33 H: 4 R: 0 ER: 0 SO: 1 BB: 3 IBB: 0 HBP: 0 BLK: 0 WP: 0 HR: 0 S: 32 P: 44 ERA: 0.00 WHIP: 0.778																			

Batter	1	2	3	4	5	6	7	8	9	AB	R	H	RBI	BB	SO	LOB	BOTTOM			
Ivan De Jesus, R OBP: 0.368, SLG: 0.396	K		FC5-4 1B 1-2			SH5-3 HR 1B	F4	P4		5	1	1	0	0	1	4	New York Mets @ Chicago Cubs Wrigley Field, Chicago, IL Fri Apr 21 1978, 3:33 AM CST Att. 4,124 - Unknown - 38 F			
Greg Gross, L OBP: 0.357, SLG: 0.370	P5		FC4-6 1B			SH5-3 1-2	L8			4	0	2	1	0	0	0				
Larry Bittner, L OBP: 0.333, SLG: 0.531	3-1		FC4-6 1-2			F7	1B BB			3	0	0	0	1	0	3				
Bobby Murcer, L OBP: 0.353, SLG: 0.302		5-3 BB			L6	HR IBB	1-3 1B			2	1	1	0	2	0	0				
Dave Kingman, R OBP: 0.295, SLG: 0.400		5-3 1-2			F4	1-1 2-H HR	K			4	1	1	3	0	1	3				
Steve Ontiveros, S OBP: 0.310, SLG: 0.250		F8			K	1B 2B		BB 1B BB		3	2	1	0	1	1	1				
Dave Rader, L OBP: 0.304, SLG: 0.326		F7				1B IBB		BB 1B 1B		3	0	1	0	1	0	1				
Mick Kelleher, R OBP: 0.800, SLG: 0.667			FC5-4 BB			F4	1-3 2-H 1B	1B BB		2	0	1	1	2	0	0				
Dennis Lamp, R			K			K		P8		4	0	0	0	0	3	6				
Inning Stats	R: 0 E: 0 K: 1 S: 5	H: 0 LOB: 0 BB: 0 P: 5	R: 0 E: 0 K: 0 S: 3	H: 0 LOB: 1 BB: 1 P: 7	R: 0 E: 0 K: 1 S: 6	H: 1 LOB: 2 BB: 1 P: 10	R: 0 E: 0 K: 1 S: 5	H: 0 LOB: 0 BB: 0 P: 5	R: 4 E: 0 K: 1 S: 9	H: 4 LOB: 2 BB: 2 P: 17	R: 0 E: 0 K: 1 S: 6	H: 1 LOB: 2 BB: 1 P: 10	R: 1 E: 0 K: 0 S: 4	H: 2 LOB: 2 BB: 2 P: 12	R: 0 E: 0 K: 0 S: 3	H: 0 LOB: 0 BB: 0 P: 3		1B: 6 2B: 1 3B: 0 HR: 1	SF: 0 SAC: 1 DP: 0 HBP: 0	WP: 0 PB: 0 SB: 0 CS: 0
PITCHER Craig Swan, R ERA: 1.64 Paul Siebert, L ERA: Butch Metzger, R ERA: 15.43	IP: 6.0 WLS: L BF: 27 H: 5 R: 4 ER: 4 SO: 5 BB: 2 IBB: 2 HBP: 0 BLK: 0 WP: 0 HR: 1 S: 33 P: 49 ERA: 6.00 WHIP: 1.167																			

AB	30
R	0
H	4
RBI	0
BB	3
SO	1
LOB	14

AB	30
R	5
H	8
RBI	5
BB	7
SO	6
LOB	18

Batter	1	2	3	4	5	6	7	8	9	AB	R	H	RBI	BB	SO	LOB	TOP								
Lenny Randle, S (1,5) OBP: 0.328, SLG: 0.180	1-3			4-3		4-3	1-2 1B		B5-3	5	0	1	0	0	0	0									
Doug Flynn, R (1,4) OBP: 0.382, SLG: 0.333	F6-3			F4		1B	F9		F5-3	5	0	1	0	0	0	2									
Bruce Boisclair, L (1,9) OBP: 0.375, SLG: 0.385	1-3			E3 FC6		1-2 1B			3-1	4	0	1	0	0	0	0									
Ed Kranepool, L (1,7) Skip Lockwood, R (8,1) OBP: 0.286, SLG: 0.417		3-1		FC6		3-1			4-3	4	0	0	0	0	0	3									
Willie Montanez, L (1,3) OBP: 0.245, SLG: 0.319		4-3				4-3			5-3 BB 1B	4	1	1	0	0	0	0									
Lee Mazzilli, S (1,8) OBP: 0.339, SLG: 0.481		4-3				4-3		SF8 3B	1B BB	3	1	1	0	1	0	0									
Ron Hodges, L (1,2) OBP: 0.125, SLG: 0.143			4-3		E6 FC6-4		SF8 3-H		1-3 2-H 1B	3	0	1	2	0	0	0									
Tim Foli, R (1,6) OBP: 0.200, SLG: 0.193			5-3		FC6-4		WP 1B		L8	4	1	1	0	0	0	3									
Jerry Koosman, R (1,1) Tom Grieve, R (7,PH) Joel Youngblood, R (7,PR) Mardie Comejo, R (7,1) Steve Henderson, R (8,7) OBP: 0.462, SLG: 0.687			K		K		1-H 1B		4-3	2	0	0	0	0	2	0									
Inning Stats	R: 0 E: 0 K: 0 S: 3	H: 0 LOB: 0 BB: 0 P: 3	R: 0 E: 0 K: 0 S: 3	H: 0 LOB: 0 BB: 0 P: 3	R: 0 E: 0 K: 1 S: 5	H: 0 LOB: 0 BB: 0 P: 5	R: 0 E: 1 K: 0 S: 4	H: 0 LOB: 1 BB: 0 P: 4	R: 0 E: 1 K: 0 S: 4	H: 2 LOB: 2 BB: 0 P: 7	R: 2 E: 0 K: 0 S: 7	H: 4 LOB: 2 BB: 0 P: 7	R: 1 E: 0 K: 0 S: 5	H: 2 LOB: 2 BB: 1 P: 9	R: 0 E: 0 K: 0 S: 3	H: 0 LOB: 0 BB: 0 P: 3	1B: 7 2B: 0 3B: 1 HR: 0	SF: 1 SAC: 0 DP: 0 HBP: 0	WP: 1 PA: 38 PB: 0 SB: 0 CS: 0						
PITCHER Rick Reuschel, R (1,1) ERA: 1.41	IP: 9.0 WLS: L BF: 38	H: 8 R: 3 ER: 3 SO: 2	BB: 1 IBB: 0 HBP: 0 BLK: 0	WP: 1 HR: 0 S: 41 P: 45	ERA: 3.00 WHIP: 1.000																				

New York Mets @ Chicago Cubs
Wrigley Field, Chicago, IL
Sat Apr 22 1978, 3:33 AM CST
Att: 13,786 - Unknown - 42 F

AB	36
R	3
H	8
RBI	3
BB	1
SO	2
LOB	8



Batter	1	2	3	4	5	6	7	8	9	AB	R	H	RBI	BB	SO	LOB	BOTTOM								
Ivan De Jesus, R (1,6) OBP: 0.377, SLG: 0.393	K		L1-6-3 1B		L9			BB SH5-4 BB		3	0	1	0	1	1	0									
Gene Clines, R (1,8) Greg Gross, L (8,PH) OBP: 0.313, SLG: 0.276	E FC6 BB		L1-6-3			L8		SH5-4		2	1	0	0	1	0	1									
Larry Bittner, L (1,3) OBP: 0.350, SLG: 0.500	FC6			1B FC6-4 BB		F7		BB BB		2	1	0	1	2	0	0									
Dave Kingman, R (1,7) OBP: 0.292, SLG: 0.386	L7			K		S 1B		F2		4	0	1	0	0	1	4									
Bobby Murcer, L (1,9) OBP: 0.364, SLG: 0.304	F4			FC6-4 1B		F4-3		1-2 2-3 BB		3	0	1	0	1	0	2									
Steve Ontiveros, S (1,5) OBP: 0.273, SLG: 0.214		F8		FC6-4		P8		F4		4	0	0	1	0	0	4									
Dave Rader, L (1,2) OBP: 0.320, SLG: 0.340		G3		3-H F7		FC6 1B		F4-6-3 1B		4	0	2	0	0	0	1									
Mick Kelleher, R (1,4) OBP: 0.444, SLG: 0.286		1-3			6-3		FC6 FC4-6		K	4	0	0	0	0	1	2									
Rick Reuschel, R (1,1) Bill Buckner, L (8,PH) OBP: 0.440, SLG: 0.625			F4-3		5-3		FC4-6		F4-6-3	3	0	0	0	0	0	1									
Inning Stats	R: 1 E: 0 K: 1 S: 6	H: 0 LOB: 1 BB: 1 P: 10	R: 0 E: 0 K: 0 S: 3	H: 0 LOB: 0 BB: 0 P: 3	R: 0 E: 0 K: 1 S: 6	H: 1 LOB: 0 BB: 0 P: 3	R: 1 E: 0 K: 1 S: 6	H: 1 LOB: 1 BB: 1 P: 10	R: 0 E: 0 K: 0 S: 4	H: 1 LOB: 1 BB: 0 P: 4	R: 0 E: 0 K: 0 S: 4	H: 1 LOB: 1 BB: 0 P: 4	R: 0 E: 0 K: 0 S: 3	H: 0 LOB: 3 BB: 3 P: 15	R: 0 E: 0 K: 1 S: 5	H: 1 LOB: 0 BB: 0 P: 5	1B: 5 2B: 0 3B: 0 HR: 0	SF: 0 SAC: 1 DP: 2 HBP: 0	WP: 0 PA: 36 PB: 0 SB: 1 CS: 0						
PITCHER Jerry Koosman, L (1,1) ERA: 1.98 Mardie Comejo, R (7,1) ERA: 2.16 Skip Lockwood, R (8,1) ERA: 5.25	IP: 6.0 WLS: W BF: 23	H: 3 R: 2 ER: 1 SO: 2	BB: 2 IBB: 0 HBP: 0 BLK: 0	WP: 0 HR: 0 S: 25 P: 33	ERA: 1.50 WHIP: 0.833																				

New York Mets @ Chicago Cubs
Wrigley Field, Chicago, IL
Sat Apr 22 1978, 3:33 AM CST
Att: 13,786 - Unknown - 42 F

AB	30
R	2
H	5
RBI	2
BB	5
SO	3
LOB	16



Batter	1	2	3	4	5	6	7	8	9	AB	R	H	RBI	BB	SO	LOB	TOP			
Frank Taveras, R OBP: 0.228, SLG: 0.304										4	1	1	0	0	0	0				
Omar Moreno, L OBP: 0.404, SLG: 0.310										3	1	1	0	1	0	1				
Dave Parker, L OBP: 0.407, SLG: 0.630										3	1	1	1	1	0	1				
Bill Robinson, R OBP: 0.389, SLG: 0.587										4	0	1	0	0	1	1				
Willie Stargell, L OBP: 0.422, SLG: 0.441										3	0	0	0	1	1	0				
Rennie Stennett, R OBP: 0.326, SLG: 0.444										4	1	2	0	0	1	1				
Ed Ott, L OBP: 0.283, SLG: 0.286										4	0	0	0	0	0	3				
Phil Garner, R OBP: 0.234, SLG: 0.341										3	0	2	1	1	1	1				
Jim Rooker, R										3	0	0	0	0	1	2				
Jim Bibby, R										0	0	0	0	0	0	0				
Grant Jackson, S										0	0	0	0	0	0	0				
Kent Tekulve, R										1	0	0	0	0	0	1				
Inning Stats	R: 1 E: 0 K: 1 S: 6	H: 1 LOB: 0 BB: 0 P: 6	R: 1 E: 0 K: 0 S: 5	H: 2 LOB: 1 BB: 0 P: 5	R: 0 E: 0 K: 0 S: 4	H: 1 LOB: 1 BB: 0 P: 4	R: 0 E: 0 K: 2 S: 7	H: 0 LOB: 1 BB: 1 P: 11	R: 0 E: 0 K: 1 S: 5	H: 1 LOB: 0 BB: 0 P: 5	R: 0 E: 0 K: 1 S: 4	H: 0 LOB: 1 BB: 1 P: 8	R: 2 E: 0 K: 0 S: 3	H: 0 LOB: 0 BB: 2 P: 11	R: 0 E: 0 K: 0 S: 4	H: 2 LOB: 1 BB: 0 P: 4	1B: 6 2B: 1 3B: 2 HR: 0	SF: 0 SAC: 0 DP: 2 HBP: 0	WP: 0 PB: 0 SB: 4 CS: 1	PA: 36
PITCHER	IP WLS BF H R ER SO BB IBB HBP BLK WP HR S P ERA WHIP																			
Pat Zachry, R ERA: 1.61	5.0	21	5	2	2	3	1	0	0	0	1	0	0	26	30	3.60	1.200			
Bob Myrick, L ERA: 1.95	2.0	6	1	0	0	2	1	0	0	0	0	0	0	9	13	0.00	1.000			
Mardie Cornejo, R ERA: 2.31	2.0	L	9	2	2	1	0	1	1	0	0	0	0	7	15	4.50	1.500			

Pittsburgh Pirates @ New York Mets
Shea Stadium, Flushing, NY
Mon Apr 24 1978, 6:05 PM EST
Att: 9,495 - Unknown

AB 32
R 4
H 8
RBI 2
BB 4
SO 5
LOB 11



Batter	1	2	3	4	5	6	7	8	9	AB	R	H	RBI	BB	SO	LOB	BOTTOM					
Lee Mazzilli, S OBP: 0.324, SLG: 0.443										4	0	1	0	0	2	0						
Tim Foli, R OBP: 0.191, SLG: 0.172										4	0	0	0	0	0	3						
Steve Henderson, R OBP: 0.242, SLG: 0.439										3	0	0	0	1	1	0						
Willie Montanez, L OBP: 0.270, SLG: 0.375										4	0	0	0	0	1	1						
Tom Grieve, R OBP: 0.412, SLG: 0.533										3	0	0	0	1	1	0						
Bobby Valentine, R OBP: 0.375, SLG: 0.500										4	1	1	0	0	0	1						
John Stearns, R OBP: 0.241, SLG: 0.208										4	1	2	0	0	0	0						
Doug Flynn, R OBP: 0.333, SLG: 0.288										2	0	0	0	0	1	2						
Ed Kranepool, L OBP: 0.266, SLG: 0.333										1	0	1	1	0	0	0						
Mardie Cornejo, R										0	0	0	0	0	0	0						
Bruce Boisclair, L OBP: 0.359, SLG: 0.364										1	0	0	0	0	1	0						
Pat Zachry, R										1	0	0	0	0	1	0						
Lenny Randle, S OBP: 0.310, SLG: 0.175										1	0	0	0	0	0	2						
Bob Myrick, R										0	0	0	0	0	0	0						
Joel Youngblood, R OBP: 0.400, SLG: 0.400										1	0	1	1	0	0	0						
Inning Stats	R: 0 E: 0 K: 2 S: 7	H: 0 LOB: 0 BB: 0 P: 7	R: 0 E: 0 K: 0 S: 3	H: 0 LOB: 0 BB: 0 P: 3	R: 0 E: 0 K: 1 S: 5	H: 0 LOB: 0 BB: 0 P: 5	R: 0 E: 0 K: 1 S: 5	H: 0 LOB: 1 BB: 1 P: 9	R: 0 E: 0 K: 2 S: 9	H: 2 LOB: 2 BB: 0 P: 9	R: 0 E: 0 K: 1 S: 5	H: 0 LOB: 0 BB: 0 P: 5	R: 2 E: 0 K: 0 S: 7	H: 4 LOB: 3 BB: 1 P: 11	R: 0 E: 0 K: 0 S: 3	H: 0 LOB: 0 BB: 0 P: 3	R: 0 E: 0 K: 1 S: 5	H: 0 LOB: 0 BB: 0 P: 5	1B: 5 2B: 1 3B: 0 HR: 0	SF: 0 SAC: 0 DP: 0 HBP: 0	WP: 0 PB: 0 SB: 0 CS: 0	PA: 35
PITCHER	IP WLS BF H R ER SO BB IBB HBP BLK WP HR S P ERA WHIP																					
Jim Rooker, L ERA: 6.57	6.2	24	2	1	1	7	2	0	0	0	0	0	0	36	44	1.35	0.600					
Jim Bibby, R ERA: 3.35	0.0	1	1	0	0	0	0	0	0	0	0	0	0	1	1	∞	∞					
Grant Jackson, L ERA: 4.5	0.0	1	1	0	0	0	0	0	0	0	0	0	0	1	1	∞	∞					
Kent Tekulve, R ERA: 0.77	2.1	W	9	2	1	1	1	0	0	0	0	0	0	11	11	3.86	0.857					

Pittsburgh Pirates @ New York Mets
Shea Stadium, Flushing, NY
Mon Apr 24 1978, 6:05 PM EST
Att: 9,495 - Unknown

AB 33
R 2
H 6
RBI 2
BB 2
SO 8
LOB 9



Batter	1	2	3	4	5	6	7	8	9	AB	R	H	RBI	BB	SO	LOB	TOP								
Frank Taveras, R (1, 6) OBP: 0.230, SLG: 0.288	4-3		FC6-4		FC6-4		F9			3	1	0	0	1	0	2									
Omar Moreno, L (1, 8) OBP: 0.375, SLG: 0.283	E4		K		G3			K		4	0	0	0	0	2	1									
Dave Parker, L (1, 9) OBP: 0.413, SLG: 0.614					3-1			3-1		3	1	1	0	1	0	0									
Bill Robinson, R (1, 7) OBP: 0.379, SLG: 0.560	1-3		E7		K			F6-3		4	0	1	1	0	1	2									
Willie Stargell, L (1, 3) OBP: 0.388, SLG: 0.395	3-1		F8				K			4	0	0	0	0	1	3									
Rennie Stennett, R (1, 4) OBP: 0.300, SLG: 0.408					L4		F9			4	0	0	0	0	0	0									
Ed Ott, L (1, 2) OBP: 0.280, SLG: 0.267					4-3			3-1		3	0	0	0	1	0	0									
Phil Garner, R (1, 5) OBP: 0.235, SLG: 0.333					4-3			F6-3		4	0	1	0	0	0	1									
Don Robinson, R (1, 1) OBP: 0.143, SLG: 0.143			K					5-3		3	0	1	0	0	1	0									
Inning Stats	R: 0 E: 1 K: 0 S: 5	H: 1 LOB: 2 BB: 0 P: 5	R: 0 E: 0 K: 0 S: 3	H: 0 LOB: 0 BB: 0 P: 3	R: 2 E: 1 K: 2 S: 8	H: 1 LOB: 1 BB: 2 P: 16	R: 0 E: 0 K: 0 S: 5	H: 2 LOB: 2 BB: 0 P: 5	R: 0 E: 0 K: 1 S: 5	H: 0 LOB: 0 BB: 0 P: 5	R: 0 E: 0 K: 0 S: 3	H: 0 LOB: 0 BB: 0 P: 3	R: 0 E: 0 K: 1 S: 5	H: 0 LOB: 1 BB: 1 P: 7	R: 0 E: 0 K: 0 S: 3	H: 0 LOB: 0 BB: 0 P: 5	R: 0 E: 0 K: 0 S: 3	H: 0 LOB: 0 BB: 0 P: 5	1B: 4 2B: 0 3B: 0 HR: 0	SF: 0 SAC: 0 DP: 0 HBP: 0	WP: 0 PB: 0 SB: 0 CS: 0	PA: 35			
PITCHER	IP	WLS	BF	H	R	ER	SO	BB	IBB	HBP	BLK	WP	HR	S	P	ERA	WHIP								
Mike Bruhart, R (1, 1) ERA: 1.59	5.0	L	22	4	2	1	3	2	0	0	0	0	0	26	34	1.80	1.200								
Butch Metzger, R (6, 1) ERA: 7.5	2.0		6	0	0	0	1	0	0	0	0	0	0	8	8	0.00	0.000								
Bob Myrick, L (8, 1) ERA: 1.54	2.0		7	0	0	0	1	1	0	0	0	0	0	8	12	0.00	0.500								

Pittsburgh Pirates @ New York Mets
Shea Stadium, Flushing, NY
Tue Apr 25 1978, 6:05 PM EST
Att. 6,914 - Unknown - 50 F

AB 32
R 2
H 4
RBI 1
BB 3
SO 5
LOB 9



Batter	1	2	3	4	5	6	7	8	9	AB	R	H	RBI	BB	SO	LOB	BOTTOM								
Lenny Randle, S (1, 5) OBP: 0.307, SLG: 0.180	K		K		FC6-4			1B		4	1	1	0	0	2	4									
Bobby Valentine, R (1, 4) OBP: 0.333, SLG: 0.417	K		P4		F8			G1-6-3		4	0	1	0	0	1	4									
Bruce Boisclair, L (1, 9) OBP: 0.326, SLG: 0.333	K				F7			SF7		3	0	0	1	0	1	0									
Steve Henderson, R (1, 7) OBP: 0.227, SLG: 0.410					F9			E3		4	0	0	0	0	0	1									
Willie Montanez, L (1, 3) OBP: 0.254, SLG: 0.350					4-3			P5		4	0	0	0	0	0	1									
Lee Mazzilli, S (1, 8) OBP: 0.306, SLG: 0.415			G3		K					4	0	0	0	0	1	1									
John Stearns, R (1, 2) OBP: 0.259, SLG: 0.231										4	0	2	0	0	0	0									
Doug Flynn, R (1, 6) OBP: 0.333, SLG: 0.290					F4			F3		3	0	1	0	0	0	2									
Mike Bruhart, R (1, 1) Elliott Maddox, R (5, PH) Butch Metzger, R (6, 1) Tom Grieve, R (7, PH) Bob Myrick, R (8, 1)					K			E6		1	0	0	0	0	1	2									
Inning Stats	R: 0 E: 0 K: 3 S: 9	H: 0 LOB: 0 BB: 0 P: 9	R: 0 E: 0 K: 0 S: 3	H: 0 LOB: 0 BB: 0 P: 3	R: 0 E: 1 K: 2 S: 9	H: 1 LOB: 2 BB: 0 P: 9	R: 0 E: 1 K: 1 S: 6	H: 0 LOB: 1 BB: 0 P: 6	R: 0 E: 1 K: 0 S: 5	H: 1 LOB: 2 BB: 0 P: 5	R: 0 E: 0 K: 0 S: 3	H: 0 LOB: 0 BB: 0 P: 3	R: 0 E: 0 K: 1 S: 6	H: 1 LOB: 1 BB: 0 P: 6	R: 1 E: 0 K: 0 S: 4	H: 2 LOB: 0 BB: 0 P: 4	R: 0 E: 0 K: 0 S: 3	H: 0 LOB: 0 BB: 0 P: 3	1B: 5 2B: 0 3B: 0 HR: 0	SF: 1 SAC: 0 DP: 1 HBP: 0	WP: 0 PB: 0 SB: 0 CS: 0	PA: 34			
PITCHER	IP	WLS	BF	H	R	ER	SO	BB	IBB	HBP	BLK	WP	HR	S	P	ERA	WHIP								
Don Robinson, R (1, 1) ERA: 2.31	9.0	W	34	5	1	1	7	0	0	0	0	0	0	48	48	1.00	0.556								

Pittsburgh Pirates @ New York Mets
Shea Stadium, Flushing, NY
Tue Apr 25 1978, 6:05 PM EST
Att. 6,914 - Unknown - 50 F

AB 33
R 1
H 5
RBI 1
BB 0
SO 7
LOB 17



Batter	1	2	3	4	5	6	7	8	9	10	11	AB	R	H	RBI	BB	SO	LOB	TOP				
Frank Taveras, R OBP: 0.215, SLG: 0.270	B3			F4		F9			K			4	0	0	0	0	1	0					
Omar Moreno, L OBP: 0.367, SLG: 0.300	B1-3			G3 2B		K			F7			4	0	1	0	0	1	0					
Dave Parker, L OBP: 0.403, SLG: 0.590	1-3			G3					4-3		5-3 SH1-3 1B	4	0	1	0	0	0	1					
Bill Robinson, R OBP: 0.377, SLG: 0.547		1-3		G3					4-3		SH1-3 1B	3	0	1	0	0	0	1					
Willie Stargell, L OBP: 0.377, SLG: 0.366		F9			4-0	FC4-6 BB			F2		5-3	3	0	0	0	1	0	2					
Ed Ott, L OBP: 0.278, SLG: 0.327		4-3			0-3	K			F	6-3		5	1	1	1	0	1	2					
Phil Garner, R OBP: 0.236, SLG: 0.313			4-3		0-0	FC4-6 1-2				CS BB		3	0	0	0	1	0	1					
Jim Fregosi, R OBP: 0.357, SLG: 0.100			F5		0-3	K				0-3		4	0	0	0	0	3	2					
Mario Mendoza, R OBP: 0.236, SLG: 0.313					0-3	K				1-2		0	0	0	0	0	0	0					
Bert Blyleven, R OBP: 0.236, SLG: 0.313					0-3	K				0-3		4	0	0	0	0	3	0					
Inning Stats	R: 0 E: 0 K: 0 S: 3	H: 0 LOB: 0 BB: 0 P: 3	R: 0 E: 0 K: 0 S: 3	H: 0 LOB: 0 BB: 0 P: 3	R: 0 E: 0 K: 1 S: 5	H: 0 LOB: 0 BB: 0 P: 5	R: 0 E: 0 K: 1 S: 4	H: 1 LOB: 1 BB: 0 P: 4	R: 0 E: 0 K: 2 S: 7	H: 0 LOB: 0 BB: 0 P: 7	R: 0 E: 0 K: 1 S: 4	H: 0 LOB: 0 BB: 1 P: 8	R: 0 E: 0 K: 2 S: 7	H: 0 LOB: 0 BB: 0 P: 7	R: 0 E: 0 K: 0 S: 3	H: 1 LOB: 0 BB: 0 P: 3	R: 1 E: 0 K: 1 S: 6	H: 1 LOB: 0 BB: 0 P: 6	1B: 2 2B: 2 3B: 0 HR: 1	SF: 0 SAC: 1 DP: 1 HBP: 0	WP: 0 PB: 0 SB: 0 CS: 2	PA: 37	
PITCHER	IP 7.0	WLS 3.0	BF 9	H 1	R 0	ER 0	SO 3	BB 1	IBB 0	HBP 0	BLK 0	WP 0	HR 0	S 14	P 18	ERA 0.00	WHIP 0.667						
Craig Swan, R ERA: 1.24																							
Skip Lockwood, R ERA: 3.71																							
Bob Myrick, L ERA: 2.15																							

Pittsburgh Pirates @ New York Mets
Shea Stadium, Flushing, NY
Wed Apr 26 1978, 6:05 PM EST
Att: 6,506 - Unknown

AB 34
R 1
H 4
RBI 1
BB 2
SO 9
LOB 9



Batter	1	2	3	4	5	6	7	8	9	10	11	AB	R	H	RBI	BB	SO	LOB	BOTTOM			
Lee Mazzilli, S OBP: 0.312, SLG: 0.429	K		6-3 2B			SH1 1B		F7		1-3		5	0	2	0	0	1	2				
Bobby Valentine, R OBP: 0.250, SLG: 0.313	F9		6-3 2-3			SH1 1-2		K		F8		4	0	0	0	0	1	3				
Bruce Boisclair, L OBP: 0.333, SLG: 0.308	1B BB		1-3			K		F8			4-3 5-3 BB	3	0	0	0	2	1	2				
Steve Henderson, R OBP: 0.225, SLG: 0.394				6-3		4-3				6-3		5	0	1	0	0	0	2				
Willie Montanez, L OBP: 0.236, SLG: 0.323			K			3-1		F7			4-3	5	0	0	0	0	2	3				
John Stearns, R OBP: 0.254, SLG: 0.228		4-3		6-3				K			5-3	5	0	1	0	0	1	1				
Lenny Randle, S OBP: 0.316, SLG: 0.188		4-3			6-3			1B BB			1-3 SH1-4 1B	3	0	1	0	1	0	0				
Doug Flynn, R OBP: 0.324, SLG: 0.281			F4								SH1-4	2	0	0	0	0	1	0				
Ed Kranepool, L OBP: 0.318, SLG: 0.368					K							1	0	1	0	0	0	0				
Sergio Ferrer, S OBP: 0.236, SLG: 0.313												0	0	0	0	0	0	0				
Craig Swan, R OBP: 0.100, SLG: 0.100												2	0	0	0	0	0	0				
Elliott Maddox, R OBP: 0.236, SLG: 0.313				4-3								1	0	0	0	0	1	2				
Skip Lockwood, R OBP: 0.236, SLG: 0.313												0	0	0	0	0	0	0				
Ron Hodges, L OBP: 0.231, SLG: 0.182												0	0	0	0	1	0	0				
Bob Myrick, R OBP: 0.236, SLG: 0.313												0	0	0	0	0	0	0				
Inning Stats	R: 0 E: 0 K: 2 S: 8	H: 1 LOB: 2 BB: 1 P: 12	R: 0 E: 0 K: 0 S: 3	H: 0 LOB: 0 BB: 0 P: 3	R: 0 E: 0 K: 0 S: 4	H: 1 LOB: 1 BB: 1 P: 4	R: 0 E: 0 K: 1 S: 5	H: 0 LOB: 0 BB: 0 P: 5	R: 0 E: 0 K: 1 S: 6	H: 1 LOB: 1 BB: 0 P: 6	R: 0 E: 0 K: 1 S: 5	H: 0 LOB: 0 BB: 0 P: 5	R: 0 E: 0 K: 1 S: 5	H: 0 LOB: 0 BB: 0 P: 5	R: 0 E: 0 K: 0 S: 4	H: 1 LOB: 2 BB: 1 P: 8	R: 0 E: 0 K: 0 S: 3	H: 0 LOB: 1 BB: 1 P: 7	1B: 5 2B: 1 3B: 0 HR: 0	SF: 0 SAC: 2 DP: 0 HBP: 0	WP: 0 PB: 0 SB: 1 CS: 0	PA: 42
PITCHER	IP 11.0	WLS W	BF 42	H 6	R 0	ER 0	SO 8	BB 4	IBB 0	HBP 0	BLK 0	WP 0	HR 0	S 54	P 70	ERA 0.00	WHIP 0.909					
Bert Blyleven, R ERA: 2.9																						

Pittsburgh Pirates @ New York Mets
Shea Stadium, Flushing, NY
Wed Apr 26 1978, 6:05 PM EST
Att: 6,506 - Unknown

AB 36
R 0
H 6
RBI 0
BB 4
SO 8
LOB 15



Batter	1	2	3	4	5	6	7	8	9	AB	R	H	RBI	BB	SO	LOB	TOP										
Pete Rose, S OBP: 0.352, SLG: 0.393 (1, 5)										5	1	2	1	0	0	3											
Ken Griffey, L OBP: 0.356, SLG: 0.457 (1, 9)										5	0	0	0	0	0	3											
George Foster, R OBP: 0.409, SLG: 0.558 (1, 7)										4	2	3	2	0	1	0											
Johnny Bench, R OBP: 0.388, SLG: 0.507 (1, 2)										5	0	1	0	0	0	1											
Dave Concepcion, R OBP: 0.357, SLG: 0.381 (1, 6)										5	1	2	1	0	2	3											
Dan Driessen, L OBP: 0.393, SLG: 0.459 (1, 3)										5	0	2	0	0	0	3											
Junior Kennedy, R (1, 4)										3	1	0	0	2	1	4											
Cesar Geronimo, L OBP: 0.392, SLG: 0.444 (1, 8)										3	0	2	0	1	1	1											
Fred Norman, S OBP: 0.214, SLG: 0.214 (1, 1)										2	0	0	0	0	2	4											
Manny Sarmiento, R (7, 1)										1	0	0	0	0	0	2											
Inning Stats	R: 1 E: 0 K: 0 S: 4	H: 1 LOB: 0 BB: 0 P: 4	R: 0 E: 0 K: 2 S: 8	H: 2 LOB: 2 BB: 1 P: 12	R: 1 E: 0 K: 0 S: 4	H: 1 LOB: 0 BB: 0 P: 4	R: 2 E: 0 K: 1 S: 9	H: 4 LOB: 2 BB: 0 P: 9	R: 0 E: 0 K: 1 S: 6	H: 1 LOB: 1 BB: 0 P: 6	R: 0 E: 0 K: 2 S: 8	H: 1 LOB: 1 BB: 0 P: 8	R: 0 E: 0 K: 0 S: 4	H: 1 LOB: 2 BB: 1 P: 8	R: 1 E: 2 K: 0 S: 6	H: 1 LOB: 2 BB: 0 P: 6	1B: 8 2B: 1 3B: 1 HR: 2	SF: 1 SAC: 1 DP: 0 HBP: 0	WP: 0 PB: 0 SB: 0 CS: 1	PA: 43							
PITCHER	IP	WLS	BF	H	R	ER	SO	BB	IBB	HBP	BLK	WP	HR	S	P	ERA	WHIP										
Jerry Koosman, L ERA: 2.78 (1, 1)	5.0	L	24	9	4	4	4	1	0	0	0	0	2	31	35	7.20	2.000										
Butch Metzger, R ERA: 5.63 (6, 1)	2.0		8	1	0	0	3	1	0	0	0	0	0	13	17	0.00	1.000										
Bob Myrick, L ERA: 1.84 (8, 1)	2.0		11	2	1	0	0	1	0	0	0	0	0	10	14	0.00	1.500										

Cincinnati Reds @ New York Mets
Shea Stadium, Flushing, NY
Fri Apr 28 1978, 6:05 PM EST
Att: 15,842 - Unknown

AB	38
R	5
H	12
RBI	4
BB	3
SO	7
LOB	24

Batter	1	2	3	4	5	6	7	8	9	AB	R	H	RBI	BB	SO	LOB	BOTTOM										
Steve Henderson, R OBP: 0.227, SLG: 0.386 (1, 7)										4	0	1	0	0	0	0											
Elliott Maddox, R OBP: 0.333, SLG: 0.333 (1, 9)										1	0	1	0	3	0	0											
Lee Mazzilli, S OBP: 0.309, SLG: 0.411 (1, 8)										3	0	0	0	1	2	4											
Willie Montanez, L OBP: 0.224, SLG: 0.304 (1, 3)										4	0	0	0	0	1	4											
John Stearns, R OBP: 0.254, SLG: 0.217 (1, 2)										3	0	0	0	1	1	1											
Bobby Valentine, R OBP: 0.250, SLG: 0.263 (1, 4)										3	0	0	0	1	1	1											
Lenny Randle, S OBP: 0.325, SLG: 0.209 (1, 5)										3	1	1	0	1	0	2											
Doug Flynn, R OBP: 0.306, SLG: 0.265 (1, 6)										4	0	0	0	0	0	3											
Jerry Koosman, R (1, 1)										1	0	0	0	0	1	0											
Joel Youngblood, R OBP: 0.333, SLG: 0.333 (5, PH)										1	0	0	1	0	0	0											
Butch Metzger, R (6, 1)										0	0	0	0	0	0	0											
Bruce Boisclair, L OBP: 0.327, SLG: 0.300 (7, PH)										1	0	0	0	0	0	1											
Bob Myrick, R (8, 1)										0	0	0	0	0	0	0											
Inning Stats	R: 0 E: 0 K: 1 S: 5	H: 0 LOB: 1 BB: 1 P: 9	R: 0 E: 0 K: 0 S: 2	H: 0 LOB: 0 BB: 1 P: 6	R: 0 E: 0 K: 2 S: 8	H: 1 LOB: 2 BB: 1 P: 12	R: 0 E: 0 K: 2 S: 7	H: 0 LOB: 0 BB: 0 P: 7	R: 1 E: 0 K: 0 S: 4	H: 1 LOB: 0 BB: 0 P: 4	R: 0 E: 0 K: 0 S: 2	H: 0 LOB: 1 BB: 2 P: 10	R: 0 E: 0 K: 0 S: 3	H: 0 LOB: 1 BB: 1 P: 7	R: 0 E: 0 K: 0 S: 4	H: 1 LOB: 1 BB: 0 P: 4	R: 0 E: 0 K: 1 S: 5	H: 0 LOB: 1 BB: 1 P: 9	1B: 2 2B: 1 3B: 0 HR: 0	SF: 0 SAC: 0 DP: 1 HBP: 0	WP: 0 PB: 0 SB: 0 CS: 1	PA: 35					
PITCHER	IP	WLS	BF	H	R	ER	SO	BB	IBB	HBP	BLK	WP	HR	S	P	ERA	WHIP										
Fred Norman, L ERA: 2.53 (1, 1)	6.0	W	23	2	1	1	5	5	0	0	0	0	0	28	48	1.50	1.167										
Manny Sarmiento, R ERA: 1.02 (7, 1)	3.0	S	12	1	0	0	1	2	0	0	0	0	0	12	20	0.00	1.000										


Cincinnati Reds @ New York Mets
Shea Stadium, Flushing, NY
Fri Apr 28 1978, 6:05 PM EST
Att: 15,842 - Unknown

AB	28
R	1
H	3
RBI	1
BB	7
SO	6
LOB	16

Batter	1	2	3	4	5	6	7	8	9	AB	R	H	RBI	BB	SO	LOB	TOP			
Pete Rose, S OBP: 0.373, SLG: 0.500 (1, 5)	F7		E7 1B FC3-6	F9 1B S BB		F6 1-2		F7	F7	4	2	0	0	1	0	1				
Ken Griffey, L OBP: 0.378, SLG: 0.511 (1, 9)	BB 1B		FC3-6 1B	S 1B			3-1		1-3	5	0	3	1	0	0	0				
Joe Morgan, L OBP: 0.387, SLG: 0.539 (1, 4)	1-2 BB		FC3-6 PB BB E	F9 2-3			P4		P5	4	1	0	1	1	0	3				
George Foster, R OBP: 0.398, SLG: 0.529 (1, 7)	K		F8 3-H	K 1-2 3-H			K			4	0	0	0	0	3	4				
Dan Driessen, L OBP: 0.404, SLG: 0.500 (1, 3)	F7		E PB BB 1-2			F9		1B 1B		3	0	1	0	1	0	2				
Johnny Bench, R OBP: 0.393, SLG: 0.506 (1, 2)		1B	F6 1-3 2-H			F6-3		1B		4	0	2	0	0	0	1				
Dave Concepcion, R OBP: 0.338, SLG: 0.347 (1, 6)	F8		F9			F9		K		4	0	0	0	0	1	5				
Cesar Geronimo, L OBP: 0.393, SLG: 0.486 (1, 8)	K			SH2-4 1B 1B		K		F7		4	1	1	0	0	2	3				
Tom Hume, R Manny Sarmiento, R Dave Collins, S Dale Murray, R Mike Lum, L Dave Tomlin, L (1, 1) (4, 1) (6, PH) (6, 1) (8, PH) (8, 1)	F6			SH2-4 1-2		CS BB		K		1	0	0	0	0	0	1				
Inning Stats	R: 0 E: 0 K: 1 S: 6	H: 1 LOB: 2 BB: 1 P: 10	R: 0 E: 0 K: 1 S: 6	H: 1 LOB: 2 BB: 0 P: 6	R: 2 E: 2 K: 0 S: 6	H: 1 LOB: 2 BB: 1 P: 10	R: 2 E: 0 K: 1 S: 7	H: 2 LOB: 1 BB: 1 P: 11	R: 0 E: 0 K: 0 S: 3	H: 0 LOB: 0 BB: 0 P: 3	R: 0 E: 0 K: 1 S: 5	H: 0 LOB: 0 BB: 0 P: 5	R: 0 E: 0 K: 2 S: 9	H: 2 LOB: 2 BB: 0 P: 9	R: 0 E: 0 K: 0 S: 3	H: 0 LOB: 0 BB: 0 P: 3	1B: 7 2B: 3 3B: 0 HR: 0	SF: 0 SAC: 1 DP: 0 HBP: 0	WP: 0 PB: 1 SB: 2 CS: 1	PA: 39
PITCHER	IP WLS BF H R ER SO BB IBB HBP BLK WP HR S P ERA WHIP		IP WLS BF H R ER SO BB IBB HBP BLK WP HR S P ERA WHIP		IP WLS BF H R ER SO BB IBB HBP BLK WP HR S P ERA WHIP		IP WLS BF H R ER SO BB IBB HBP BLK WP HR S P ERA WHIP		IP WLS BF H R ER SO BB IBB HBP BLK WP HR S P ERA WHIP		IP WLS BF H R ER SO BB IBB HBP BLK WP HR S P ERA WHIP		IP WLS BF H R ER SO BB IBB HBP BLK WP HR S P ERA WHIP		IP WLS BF H R ER SO BB IBB HBP BLK WP HR S P ERA WHIP		IP WLS BF H R ER SO BB IBB HBP BLK WP HR S P ERA WHIP			

Cincinnati Reds @ New York Mets
Shea Stadium, Flushing, NY
Sun Apr 30 1978, 3:33 AM EDT
Att: 20,092 - Unknown


AB	34
R	4
H	7
RBI	2
BB	4
SO	7
LOB	22



Batter	1	2	3	4	5	6	7	8	9	AB	R	H	RBI	BB	SO	LOB	BOTTOM			
Lee Mazzilli, S OBP: 0.322, SLG: 0.444 (1, 8)	P6			3-1 2B		F9				4	1	2	2	0	0	0				
Bobby Valentine, R OBP: 0.414, SLG: 0.407 (1, 4)	SH1-3 1B			3-1 2B		FC6-4 1B				4	1	3	2	0	0	1				
Bruce Boisclair, L OBP: 0.315, SLG: 0.311 (1, 9)	SH1-3 1-2			F7		FC6-4 1-2				3	0	0	0	0	1	3				
Steve Henderson, R OBP: 0.250, SLG: 0.385 (1, 7)	2H 1B			6-3		K		CS 1B		4	0	2	1	0	1	0				
Willie Montanez, L OBP: 0.224, SLG: 0.299 (1, 3)	F8			4-3		K		K		4	0	0	0	0	2	2				
John Stearns, R OBP: 0.289, SLG: 0.242 (1, 2)		6-3		6-3		E 2B		K		4	0	1	0	0	1	0				
Joel Youngblood, R Sergio Ferrer, S (1, 5) (9, 5)		BB 2B 1B		1B E BB		E5		K		3	2	1	0	1	1	1				
Doug Flynn, R OBP: 0.288, SLG: 0.250 (1, 6)	F7			E7 SH3-4 1H 2B 1B		F9		K		4	1	1	0	0	1	3				
Pat Zachry, R Lenny Randle, S Skip Lockwood, R (1, 1) (6, PH) (7, 1)	2B 1B BB			SH3-4		G3		F9		0	1	0	0	1	0	0				
Inning Stats	R: 1 E: 0 K: 0 S: 5	H: 2 LOB: 1 BB: 0 P: 5	R: 3 E: 0 K: 1 S: 8	H: 3 LOB: 1 BB: 1 P: 12	R: 0 E: 0 K: 0 S: 3	H: 0 LOB: 0 BB: 0 P: 3	R: 2 E: 1 K: 0 S: 5	H: 2 LOB: 1 BB: 1 P: 9	R: 0 E: 0 K: 0 S: 4	H: 1 LOB: 1 BB: 0 P: 4	R: 0 E: 0 K: 2 S: 7	H: 1 LOB: 0 BB: 0 P: 7	R: 0 E: 0 K: 2 S: 7	H: 0 LOB: 0 BB: 0 P: 7	R: 0 E: 0 K: 2 S: 7	H: 0 LOB: 0 BB: 0 P: 7	1B: 7 2B: 3 3B: 0 HR: 0	SF: 0 SAC: 2 DP: 0 HBP: 0	WP: 0 PB: 0 SB: 0 CS: 1	PA: 36
PITCHER	IP WLS BF H R ER SO BB IBB HBP BLK WP HR S P ERA WHIP		IP WLS BF H R ER SO BB IBB HBP BLK WP HR S P ERA WHIP		IP WLS BF H R ER SO BB IBB HBP BLK WP HR S P ERA WHIP		IP WLS BF H R ER SO BB IBB HBP BLK WP HR S P ERA WHIP		IP WLS BF H R ER SO BB IBB HBP BLK WP HR S P ERA WHIP		IP WLS BF H R ER SO BB IBB HBP BLK WP HR S P ERA WHIP		IP WLS BF H R ER SO BB IBB HBP BLK WP HR S P ERA WHIP		IP WLS BF H R ER SO BB IBB HBP BLK WP HR S P ERA WHIP		IP WLS BF H R ER SO BB IBB HBP BLK WP HR S P ERA WHIP			

Cincinnati Reds @ New York Mets
Shea Stadium, Flushing, NY
Sun Apr 30 1978, 3:33 AM EDT
Att: 20,092 - Unknown

AB	32
R	6
H	10
RBI	5
BB	2
SO	7
LOB	10



Batter	1	2	3	4	5	6	7	8	9	AB	R	H	RBI	BB	SO	LOB	TOP						
Lee Mazzilli, S OBP: 0.337, SLG: 0.459	0-3 K	0-0 1B		0-0 1-3 2B	4-0 SF8-4 IBB		0-3 K			4	0	2	0	1	2	0	New York Mets @ Atlanta Braves Atlanta-Fulton County Stadium, Atlanta, GA Mon May 01 1978, 7:05 PM EDT Att: 5,399 - Unknown						
Bobby Valentine, R OBP: 0.382, SLG: 0.387	4-0 BLK E BB	0-0 F8		0-0 F8	0-0 SF8-4		0-0 P6			3	1	0	1	1	0	3							
Bruce Boisclair, L Skip Lockwood, R OBP: 0.339, SLG: 0.313 OBP: 0.118, SLG: 0.118	0-0 E3 1B	4-0 BB		4-0 1-3 IBB		0-0 WP BLK BLK 1B	0-3 K			3	2	1	0	2	1	0							
Steve Henderson, R OBP: 0.247, SLG: 0.373	0-0 6-3	0-0 F9		0-0 1-3 IBB		0-0 6-3	0-0 1B			5	0	1	1	0	0	6							
Willie Montanez, L OBP: 0.256, SLG: 0.313	0-0 BB S 2H 1B		0-0 G3	4-0 IBB		4-0 BLK IBB	0-0 1B			3	0	2	1	2	0	0							
John Stearns, R OBP: 0.284, SLG: 0.229	4-0 1-2 BB BB		0-0 5-3	0-0 P4		0-0 5-3	0-0 5-3			4	0	0	0	1	0	6							
Joel Youngblood, R OBP: 0.467, SLG: 0.538	4-0 1-2 2-3 BB		0-0 2B		0-0 SH1-4 SF8-4 2B	0-0 6-3		0-3 K		4	1	2	0	1	1	1							
Doug Flynn, R OBP: 0.282, SLG: 0.247	0-0 F8		0-0 F9		0-0 SH1-4 1B		0-0 F9		0-0 F5-3	5	0	1	0	0	0	4							
Craig Swan, R OBP: 0.231, SLG: 0.231		0-0 1B		0-0 2B 1-3 1B		0-0 SH1-4	0-3 K		0-3 K	3	1	2	0	0	1	0							
Butch Metzger, R Elliott Maddox, R OBP: 0.455, SLG: 0.143				1-2 2-3 BB		1-2 2-3 BB				0	0	0	0	0	0	0							
Inning Stats	R: 2 E: 1 K: 1 S: 7	H: 1 LOB: 3 BB: 3 P: 19	R: 0 E: 0 K: 0 S: 4	H: 2 LOB: 2 BB: 1 P: 8	R: 0 E: 0 K: 0 S: 4	H: 1 LOB: 1 BB: 0 P: 4	R: 1 E: 0 K: 0 S: 5	H: 2 LOB: 3 BB: 2 P: 13	R: 1 E: 0 K: 0 S: 4	H: 1 LOB: 1 BB: 1 P: 8	R: 0 E: 0 K: 2 S: 7	H: 0 LOB: 0 BB: 0 P: 7	R: 0 E: 0 K: 1 S: 7	H: 2 LOB: 2 BB: 0 P: 7	R: 0 E: 0 K: 2 S: 7	H: 0 LOB: 0 BB: 0 P: 7	1B: 8 2B: 4 3B: 0 HR: 0	SF: 1 SAC: 1 DP: 1 HBP: 0	WP: 1 PB: 0 CS: 1	PA: 45			
PITCHER	IP WLS BF H R ER SO BB IBB HBP BLK WP HR S P ERA WHIP	3.0 19 6 3 1 1 1 4 0 0 0 0 0 17 33 3.00 3.333	2.0 10 2 1 1 1 0 3 0 0 0 0 7 19 4.50 1.000	2.0 8 1 1 1 2 0 1 0 2 1 0 11 15 4.50 0.500	2.0 W 8 2 0 0 3 0 0 0 0 0 0 14 14 0.00 1.000																		

AB	35
R	5
H	11
RBI	3
BB	8
SO	6
LOB	20



Batter	1	2	3	4	5	6	7	8	9	AB	R	H	RBI	BB	SO	LOB	BOTTOM					
Jerry Royster, R OBP: 0.442, SLG: 0.446	0-0 4-3 3B		0-0 F2			0-0 4-1 SF8 2B	0-0 1-2 3H 1B			4	2	3	1	0	0	0	New York Mets @ Atlanta Braves Atlanta-Fulton County Stadium, Atlanta, GA Mon May 01 1978, 7:05 PM EDT Att: 5,399 - Unknown					
Rowland Office, L OBP: 0.280, SLG: 0.396	0-0 4-3		0-0 L1			0-0 4-1	0-0 F9			4	0	0	1	0	0	3						
Brian Assestine, L OBP: 0.385, SLG: 0.441	0-0 4-3			0-0 F4		4-0 BB	0-0 1B 3B			3	1	1	0	1	0	0						
Jeff Burroughs, R OBP: 0.500, SLG: 0.580	0-0			0-0 5-3		0-0 SF8	0-0 BLK 2B 1B			3	1	2	2	0	0	0						
Barry Bonnell, R OBP: 0.247, SLG: 0.235	0-0 2B 1B			0-0 5-3		0-0 SF8	0-0 BLK 2B 1B			0	1	0	0	0	0	0						
Biff Pocoroba, S OBP: 0.306, SLG: 0.304	0-0 1H 2B			0-0 4-3		0-0 F9	0-0 1H 2B			4	0	2	2	0	0	1						
Dale Murphy, R OBP: 0.232, SLG: 0.307		0-0 5-3			0-0 F9		0-0 F8	0-3 K		4	0	0	0	0	1	2						
Rod Gilbreath, R OBP: 0.275, SLG: 0.333		0-3 K			0-0 1-3 1B		0-0 F6-3	0-0 F6-3		4	0	1	0	0	1	2						
Pat Rockett, R OBP: 0.164, SLG: 0.100		0-3 K			0-0 1-3		0-0 1B 1B	4-0 IBB		2	0	0	0	0	1	1						
Darrel Chaney, S OBP: 0.409, SLG: 0.571					1-2 1B		1-3 1B			1	1	1	0	1	0	0						
Preston Hanna, R Rick Camp, R Joe Nolan, L Adrian Devine, R Bob Beall, S Eddie Solomon, R OBP: 0.266, SLG: 0.077 OBP: 0.247, SLG: 0.235 OBP: 0.226, SLG: 0.118 OBP: 0.226, SLG: 0.226			0-3 K		0-0 F2		0-0 1B 1B	0-0 F8		1	0	0	0	0	1	0						
Inning Stats	R: 2 E: 0 K: 0 S: 5	H: 3 LOB: 1 BB: 0 P: 5	R: 0 E: 0 K: 2 S: 7	H: 0 LOB: 0 BB: 0 P: 7	R: 0 E: 0 K: 1 S: 5	H: 0 LOB: 0 BB: 0 P: 5	R: 0 E: 0 K: 0 S: 3	H: 0 LOB: 0 BB: 0 P: 3	R: 0 E: 0 K: 0 S: 4	H: 1 LOB: 1 BB: 0 P: 4	R: 1 E: 0 K: 0 S: 4	H: 1 LOB: 1 BB: 1 P: 8	R: 1 E: 0 K: 0 S: 6	H: 3 LOB: 2 BB: 0 P: 6	R: 2 E: 0 K: 1 S: 8	H: 3 LOB: 2 BB: 1 P: 12	1B: 6 2B: 3 3B: 2 HR: 0	SF: 1 SAC: 0 DP: 0 HBP: 0	WP: 0 PB: 0 CS: 0	PA: 36		
PITCHER	IP WLS BF H R ER SO BB IBB HBP BLK WP HR S P ERA WHIP	6.2 27 7 4 4 4 3 1 0 0 0 0 0 2 2 5.40 1.200	0.1 2 1 0 0 0 0 0 0 0 0 0 0 2 2 0.00 3.000	1.0 L 7 3 2 2 1 0 1 0 1 0 0 8 12 18.00 3.000																		



Batter	1	2	3	4	5	6	7	8	9	AB	R	H	RBI	BB	SO	LOB	TOP								
Lenny Randle, S OBP: 0.340, SLG: 0.253										4	0	1	0	1	1	1	New York Mets @ Philadelphia Phillies Veterans Stadium, Philadelphia, PA Fri May 05 1978, 7:05 PM EDT Att: 22,116 - Unknown								
Elliott Maddox, R OBP: 0.455, SLG: 0.231 Butch Metzger, R (7, 1)										3	1	1	1	0	0	0									
Joel Youngblood, R OBP: 0.400, SLG: 0.412										5	0	1	0	0	1	4									
Lee Mazzilli, S OBP: 0.355, SLG: 0.490										5	0	1	0	0	1	4									
Willie Montanez, L OBP: 0.276, SLG: 0.333										4	1	1	0	1	1	2									
Steve Henderson, R OBP: 0.257, SLG: 0.366										4	0	2	2	0	0	1									
Bobby Valentine, R OBP: 0.370, SLG: 0.425										4	1	1	0	0	1	3									
John Stearns, R OBP: 0.292, SLG: 0.224										2	1	0	0	2	1	2									
Doug Flynn, R OBP: 0.292, SLG: 0.253 Bruce Boisclair, L OBP: 0.323, SLG: 0.294 Tom Grieve, R OBP: 0.368, SLG: 0.471										3	0	0	0	0	0	2									
Nino Espinosa, R OBP: 0.167, SLG: 0.167 Mardie Comejo, R (5, 1)										2	0	1	0	0	1	0									
Ed Kranepool, L OBP: 0.308, SLG: 0.348 Sergio Ferrer, S (8, 6)										0	0	0	0	0	0	0									
Inning Stats	R: 0 E: 0 K: 1 S: 5	H: 0 LOB: 0 BB: 0 P: 5	R: 0 E: 0 K: 1 S: 5	H: 0 LOB: 0 BB: 0 P: 5	R: 0 E: 0 K: 0 S: 4	H: 1 LOB: 1 BB: 0 P: 4	R: 1 E: 0 K: 1 S: 7	H: 2 LOB: 2 BB: 1 P: 11	R: 0 E: 0 K: 1 S: 5	H: 0 LOB: 0 BB: 0 P: 5	R: 0 E: 0 K: 0 S: 4	H: 1 LOB: 1 BB: 0 P: 4	R: 2 E: 0 K: 0 S: 5	H: 2 LOB: 2 BB: 2 P: 13	R: 1 E: 0 K: 0 S: 5	H: 2 LOB: 2 BB: 1 P: 9	R: 0 E: 0 K: 2 S: 8	H: 1 LOB: 1 BB: 0 P: 8	1B: 4 2B: 4 3B: 1 HR: 0	SF: 1 SAC: 0 DP: 0 HBP: 0	WP: 0 PB: 0 SB: 0 CS: 0	PA: 40			
PITCHER	IP	WLS	BF	H	R	ER	SO	BB	IBB	HBP	BLK	WP	HR	S	P	ERA	WHIP								
Jim Lonborg, R ERA: 4.26	6.1	W	28	6	3	3	4	3	0	0	0	0	0	33	45	4.26	1.421								
Ron Reed, R ERA: 2.03	1.0		6	2	1	1	0	1	0	0	0	0	0	5	9	9.00	3.000								
Tug McGraw, L ERA: 0.84	1.2	S	6	1	0	0	2	0	0	0	0	0	0	10	10	0.00	0.600								

Batter	1	2	3	4	5	6	7	8	9	AB	R	H	RBI	BB	SO	LOB	BOTTOM								
Bake McBride, L OBP: 0.333, SLG: 0.328										4	2	2	1	0	0	3	New York Mets @ Philadelphia Phillies Veterans Stadium, Philadelphia, PA Fri May 05 1978, 7:05 PM EDT Att: 22,116 - Unknown								
Larry Bowa, S OBP: 0.326, SLG: 0.363									4	0	2	0	0	0	1										
Mike Schmidt, R OBP: 0.427, SLG: 0.598									4	3	2	1	1	0	4										
Greg Luzinski, R OBP: 0.409, SLG: 0.493 Jerry Martin, R OBP: 0.345, SLG: 0.423									3	1	1	2	1	0	1										
Richie Hebner, L OBP: 0.431, SLG: 0.385									4	1	1	0	1	1	4										
Gary Maddox, R OBP: 0.379, SLG: 0.365									4	1	1	1	0	0	2										
Bob Boone, R OBP: 0.419, SLG: 0.511										3	0	0	1	1	0	4									
Jim Morrison, R OBP: 0.524, SLG: 0.500									4	1	3	1	0	1	0										
Jim Lonborg, R OBP: 0.308, SLG: 0.273 Ron Reed, R (7, 1) Tug McGraw, R (8, 1)									1	0	0	0	0	1	2										
Inning Stats	R: 1 E: 1 K: 0 S: 5	H: 1 LOB: 1 BB: 0 P: 5	R: 0 E: 0 K: 1 S: 6	H: 1 LOB: 2 BB: 1 P: 10	R: 1 E: 0 K: 0 S: 5	H: 2 LOB: 1 BB: 1 P: 9	R: 0 E: 0 K: 0 S: 4	H: 1 LOB: 1 BB: 0 P: 4	R: 5 E: 1 K: 0 S: 8	H: 5 LOB: 2 BB: 1 P: 13	R: 0 E: 0 K: 1 S: 5	H: 0 LOB: 0 BB: 0 P: 5	R: 0 E: 0 K: 2 S: 7	H: 0 LOB: 0 BB: 0 P: 7	R: 2 E: 0 K: 0 S: 6	H: 3 LOB: 2 BB: 1 P: 10		1B: 10 2B: 1 3B: 1 HR: 1	SF: 2 SAC: 3 DP: 0 HBP: 1	WP: 0 PB: 0 SB: 0 CS: 0	PA: 43				
PITCHER	IP	WLS	BF	H	R	ER	SO	BB	IBB	HBP	BLK	WP	HR	S	P	ERA	WHIP								
Nino Espinosa, R ERA: 5.08	4.1	L	26	9	7	6	1	0	1	0	0	0	0	25	37	12.46	2.538								
Mardie Comejo, R ERA: 4.41	1.2		7	1	0	0	1	0	0	1	0	0	0	8	9	0.00	0.600								
Butch Metzger, R ERA: 8.03	2.0		10	3	2	2	2	0	1	0	1	0	0	13	17	9.00	1.500								

Batter	1	2	3	4	5	6	7	8	9	AB	R	H	RBI	BB	SO	LOB	TOP							
Lenny Randle, S OBP: 0.337, SLG: 0.244 (1, 5)										3	0	0	0	1	2	2	New York Mets @ Philadelphia Phillies Veterans Stadium, Philadelphia, PA Sat May 06 1978, 7:05 PM EDT Att: 22,250 - Unknown							
Bobby Valentine, R OBP: 0.340, SLG: 0.386 Mardie Cornejo, R (7, 1)										4	0	0	0	0	0	1								
Elliott Maddox, R OBP: 0.500, SLG: 0.267 (1, 9)										2	1	1	0	2	0	0								
Steve Henderson, R OBP: 0.257, SLG: 0.361 (1, 7)										4	0	1	1	0	1	2								
Willie Montanez, L OBP: 0.275, SLG: 0.330 (1, 3)										4	0	1	0	0	0	2								
Lee Mazzilli, S OBP: 0.351, SLG: 0.510 (1, 8)										4	1	1	1	0	1	1								
John Stearns, R OBP: 0.312, SLG: 0.244 (1, 2)										2	0	1	0	2	0	0								
Doug Flynn, R OBP: 0.290, SLG: 0.245 (1, 6) (7, 4)										3	0	0	0	1	0	3								
Pat Zachry, R (1, 1) Tom Grieve, R OBP: 0.350, SLG: 0.444 Bob Myrick, R (4, 1) Sergio Ferrer, S (7, 6)										1	0	0	0	0	1	2								
										1	0	0	0	0	1	2								
										0	0	0	0	0	0	0								
										2	0	0	0	0	0	1								
Inning Stats	R: 1 E: 0 K: 1 S: 6	H: 1 LOB: 1 BB: 1 P: 10	R: 0 E: 0 K: 2 S: 7	H: 0 LOB: 2 BB: 2 P: 15	R: 0 E: 0 K: 0 S: 3	H: 0 LOB: 0 BB: 0 P: 3	R: 0 E: 0 K: 1 S: 6	H: 1 LOB: 1 BB: 1 P: 10	R: 0 E: 0 K: 0 S: 2	H: 0 LOB: 1 BB: 2 P: 10	R: 1 E: 0 K: 0 S: 4	H: 1 LOB: 0 BB: 0 P: 4	R: 0 E: 0 K: 1 S: 5	H: 0 LOB: 0 BB: 0 P: 5	R: 0 E: 0 K: 1 S: 5	H: 1 LOB: 0 BB: 0 P: 5	R: 0 E: 0 K: 0 S: 4	H: 1 LOB: 1 BB: 0 P: 4	1B: 3 2B: 1 3B: 0 HR: 1	SF: 0 SAC: 0 DP: 2 HBP: 0	WP: 0 PB: 0 SB: 1 CS: 0	PA: 36		
PITCHER Steve Carlton, L ERA: 2.38 (1, 1)	IP: 9.0 WLS: W BF: 36 H: 5 R: 2 ER: 2 SO: 6 BB: 6 IBB: 0 HBP: 0 BLK: 0 WP: 0 HR: 1 S: 42 P: 66 ERA: 2.00 WHIP: 1.222																							

AB	30
R	2
H	5
RBI	2
BB	6
SO	6
LOB	16



Batter	1	2	3	4	5	6	7	8	9	AB	R	H	RBI	BB	SO	LOB	BOTTOM						
Bake McBride, L OBP: 0.329, SLG: 0.324 (1, 9)										4	0	1	0	0	1	1	New York Mets @ Philadelphia Phillies Veterans Stadium, Philadelphia, PA Sat May 06 1978, 7:05 PM EDT Att: 22,250 - Unknown						
Larry Bowa, S OBP: 0.343, SLG: 0.366 (1, 6)										2	3	1	0	2	0	1							
Mike Schmidt, R OBP: 0.420, SLG: 0.576 (1, 5)										3	1	0	0	1	0	3							
Greg Luzinski, R OBP: 0.413, SLG: 0.554 Jerry Martin, R OBP: 0.345, SLG: 0.423 (8, 7)										3	2	2	4	0	0	0							
Richie Hebner, L OBP: 0.420, SLG: 0.393 (1, 3)										4	1	1	2	0	0	0							
Gary Maddox, R OBP: 0.374, SLG: 0.359 (1, 8)										4	0	1	0	0	2	1							
Tim McCarver, L OBP: 0.577, SLG: 0.375 (1, 2)										3	0	0	0	1	3	1							
Jim Morrison, R OBP: 0.480, SLG: 0.450 (1, 4)										4	0	1	1	0	1	1							
Steve Carlton, L OBP: 0.412, SLG: 0.438 (1, 1)										2	0	0	0	1	0	2							
										1	0	0	0	0	0	0							
										4	0	0	0	0	0	0							
Inning Stats	R: 4 E: 0 K: 1 S: 8	H: 3 LOB: 3 BB: 3 P: 20	R: 2 E: 0 K: 1 S: 7	H: 2 LOB: 0 BB: 0 P: 7	R: 0 E: 0 K: 1 S: 5	H: 0 LOB: 0 BB: 0 P: 5	R: 0 E: 0 K: 0 S: 4	H: 1 LOB: 1 BB: 0 P: 4	R: 0 E: 0 K: 1 S: 5	H: 0 LOB: 0 BB: 0 P: 5	R: 0 E: 0 K: 1 S: 5	H: 0 LOB: 1 BB: 1 P: 9	R: 1 E: 0 K: 0 S: 3	H: 0 LOB: 0 BB: 1 P: 7	R: 0 E: 0 K: 2 S: 7	H: 1 LOB: 1 BB: 0 P: 7	1B: 4 2B: 3 3B: 0 HR: 1	SF: 1 SAC: 0 DP: 1 HBP: 0	WP: 0 PB: 0 SB: 2 CS: 1	PA: 35			
PITCHER Pat Zachry, R ERA: 3.16 Bob Myrick, L ERA: 2.33 Mardie Cornejo, R ERA: 4.42	IP: 3.0 WLS: L BF: 17 H: 5 R: 6 ER: 6 SO: 3 BB: 2 IBB: 1 HBP: 0 BLK: 0 WP: 0 HR: 1 S: 20 P: 32 ERA: 18.00 WHIP: 2.333																						

AB	29
R	7
H	7
RBI	7
BB	5
SO	7
LOB	10



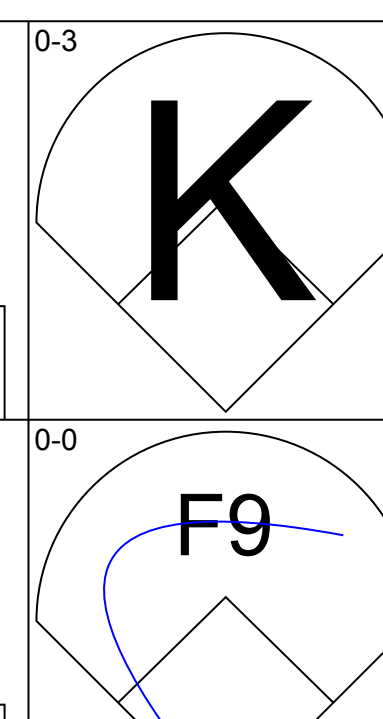
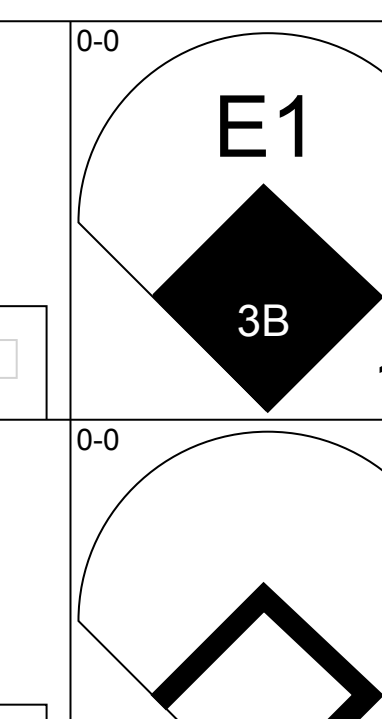
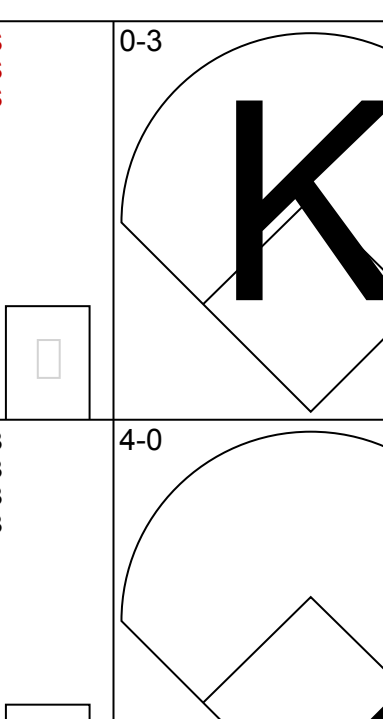
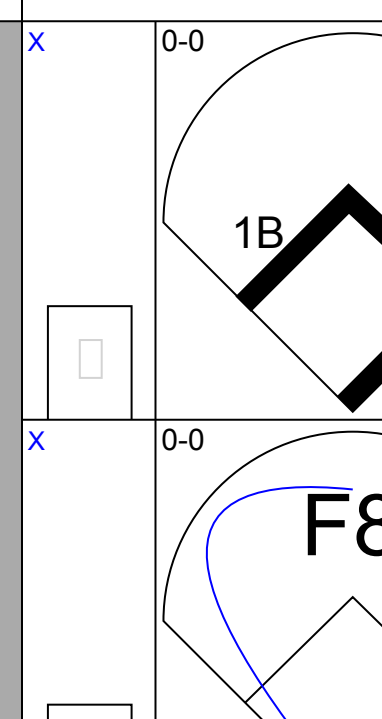
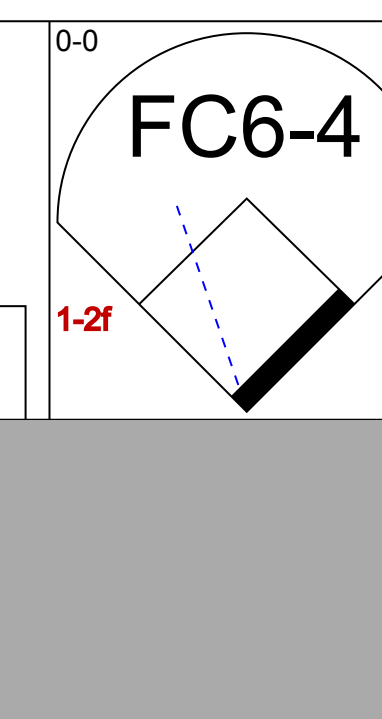
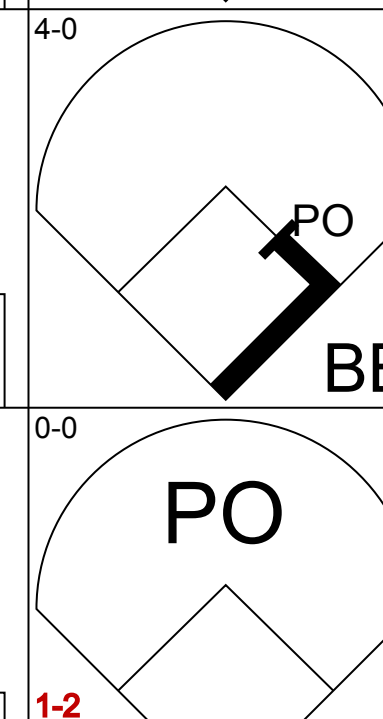
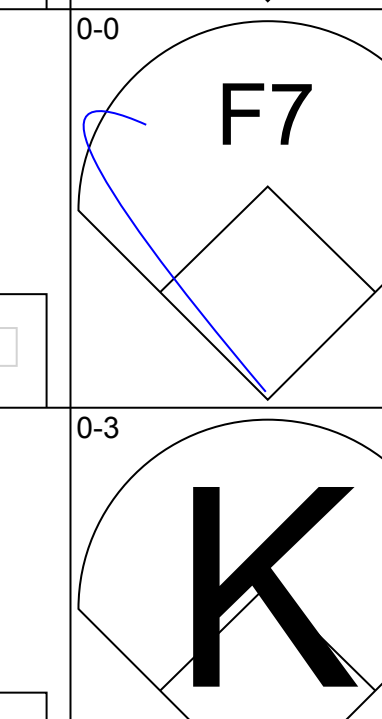
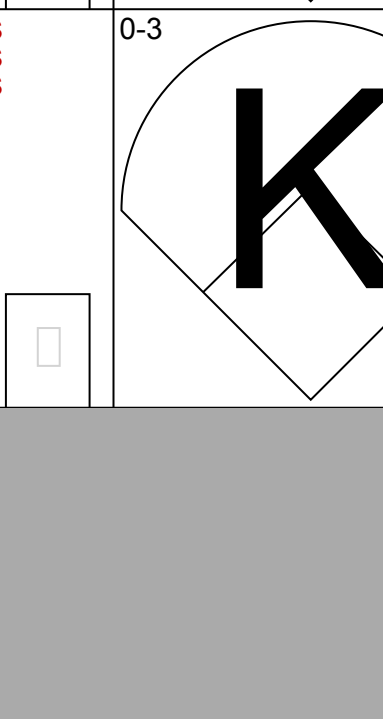
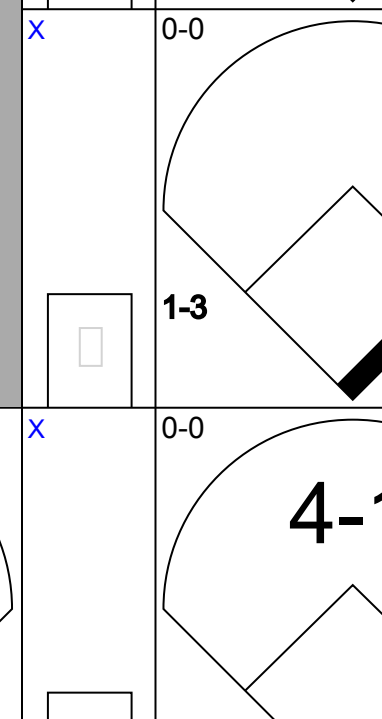
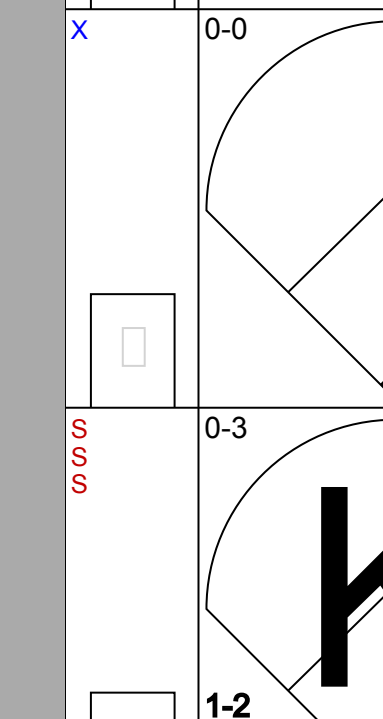




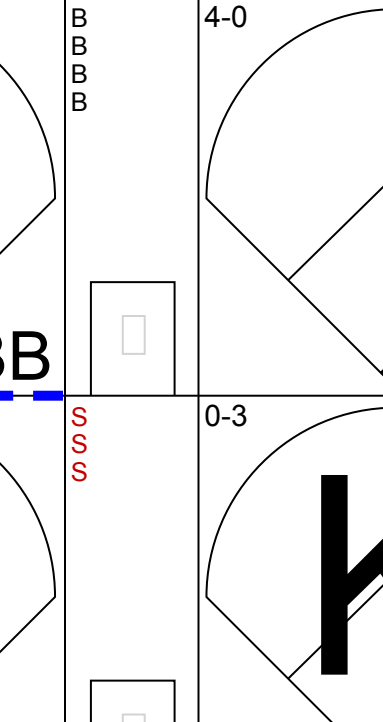

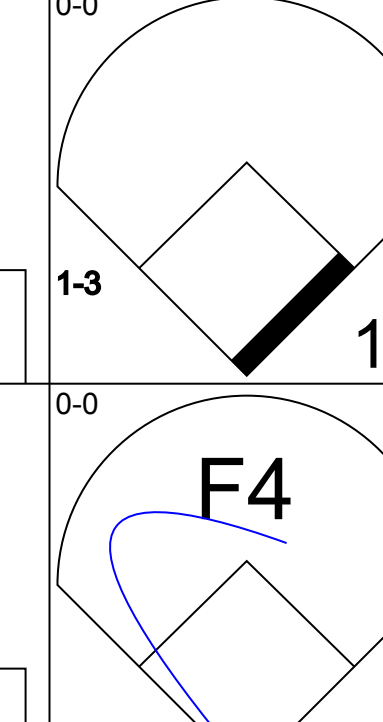

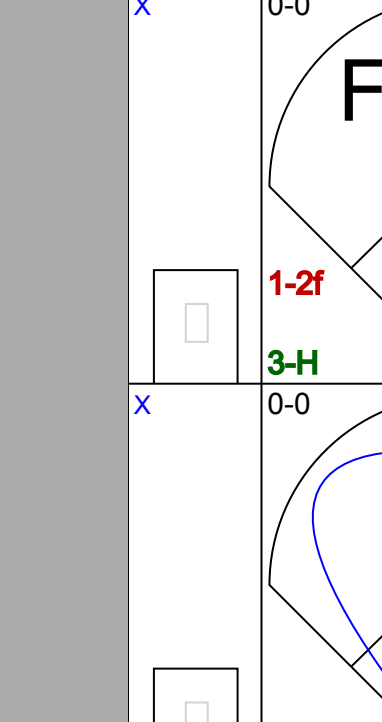


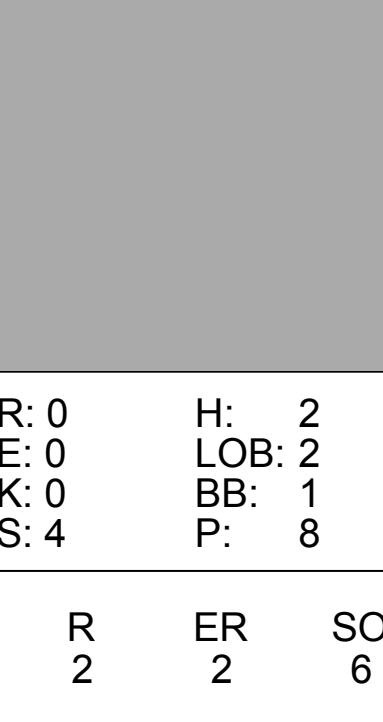
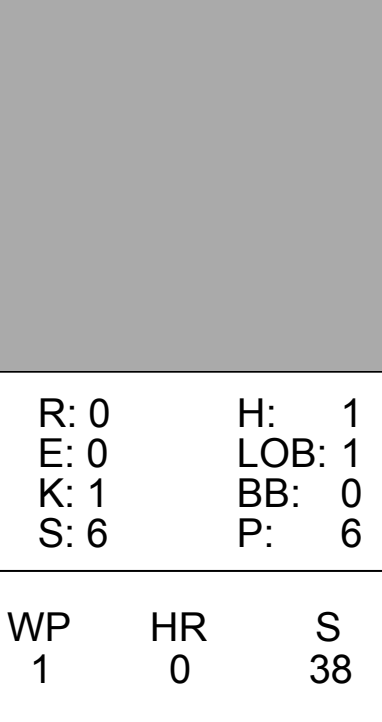
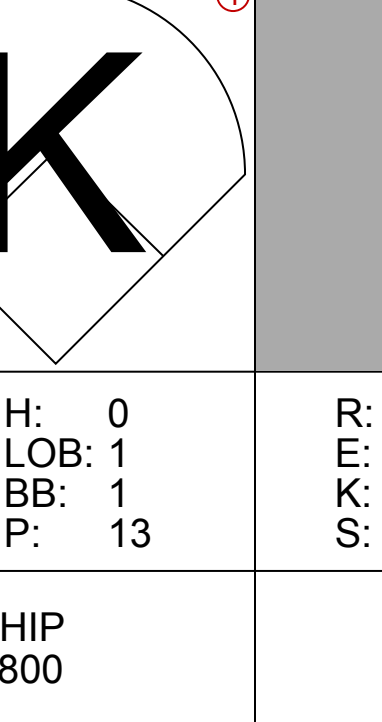
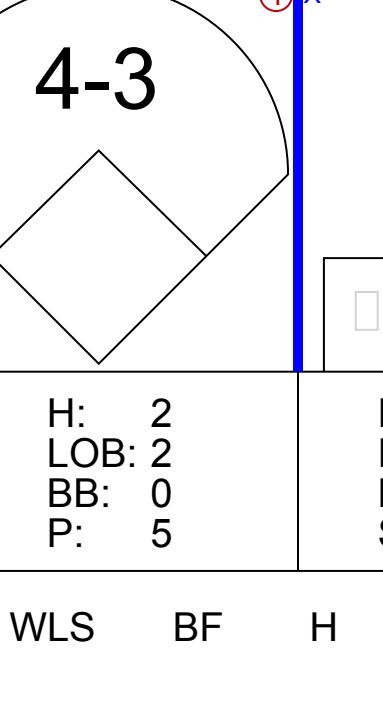
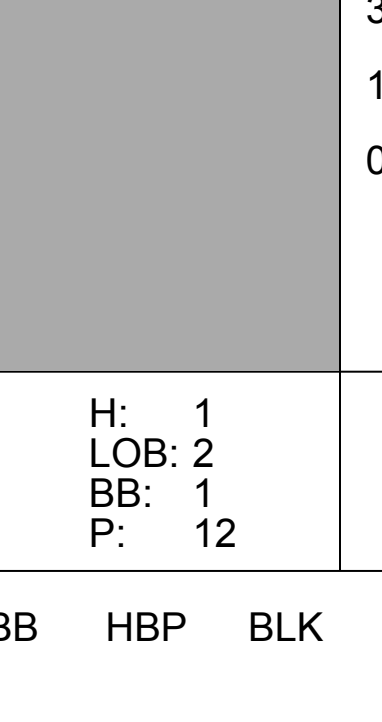
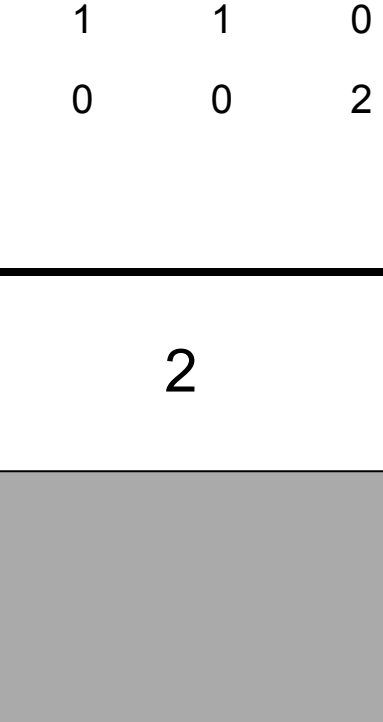
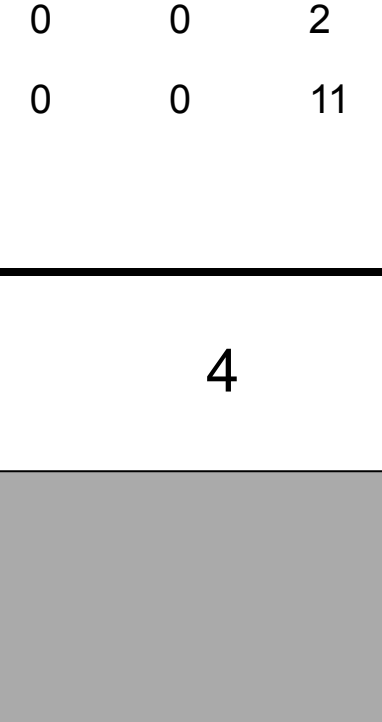
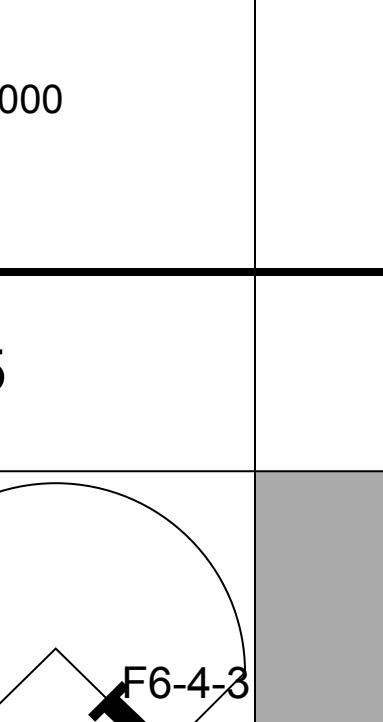
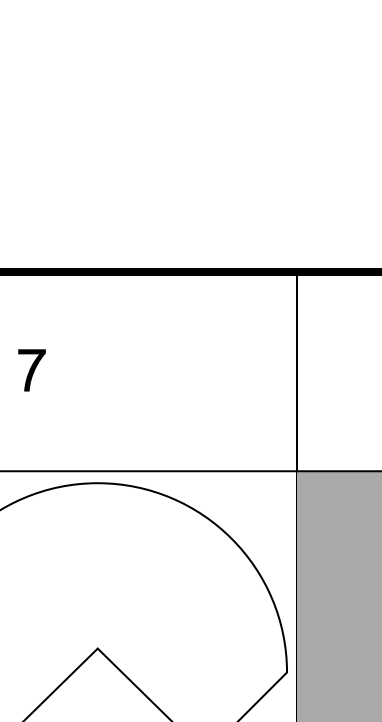
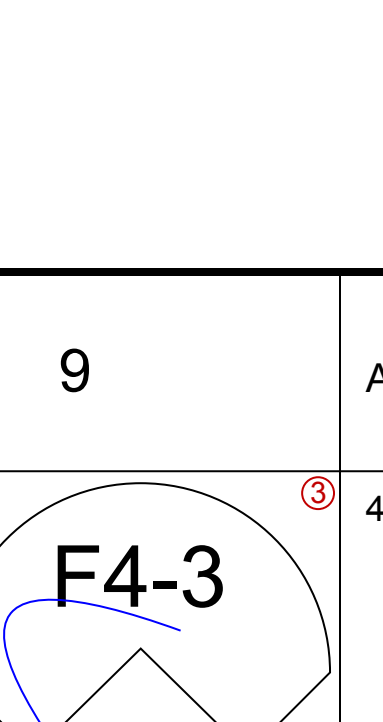


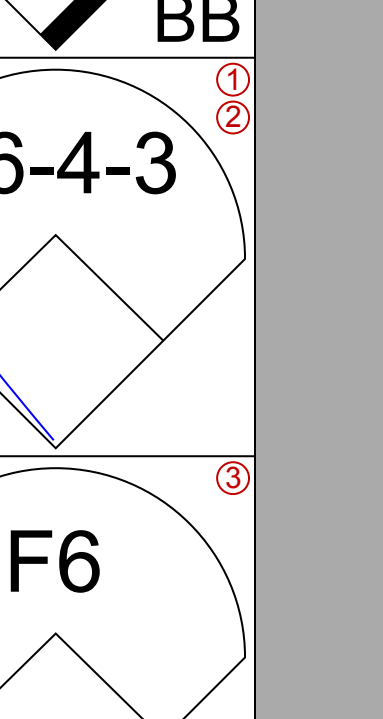
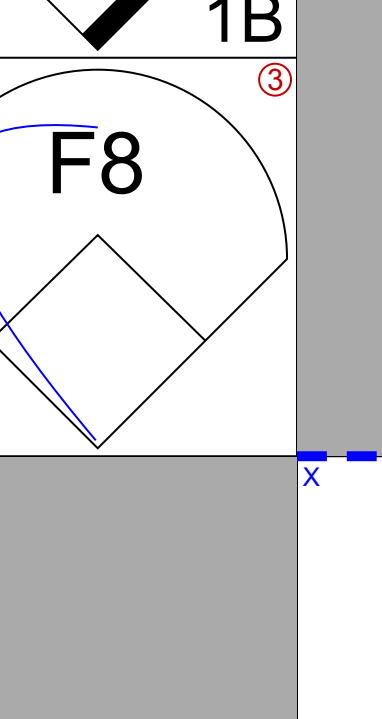
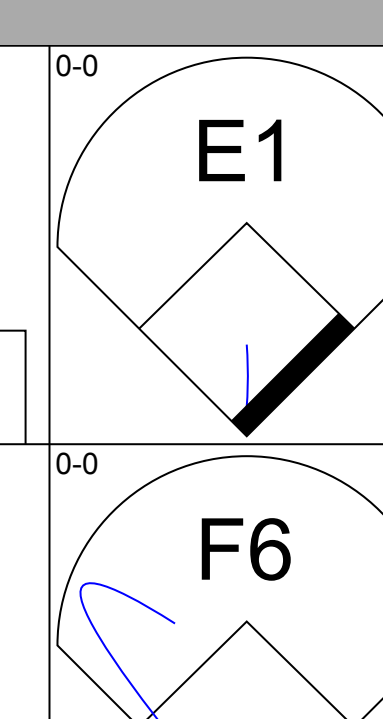
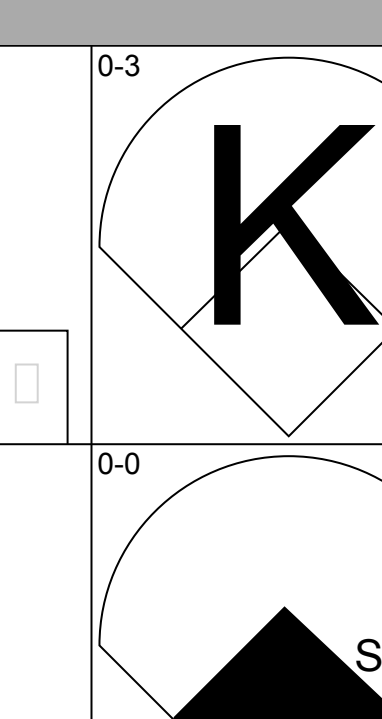
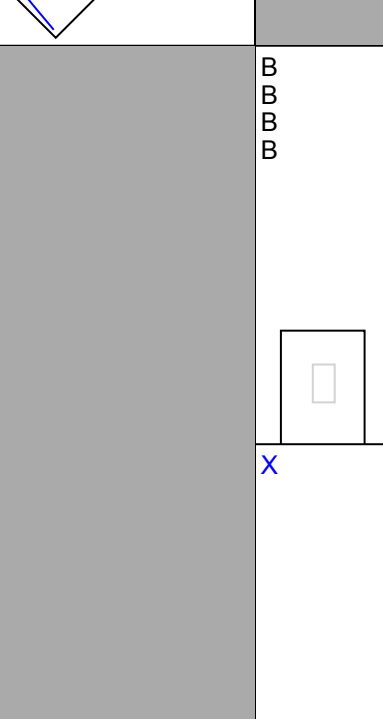
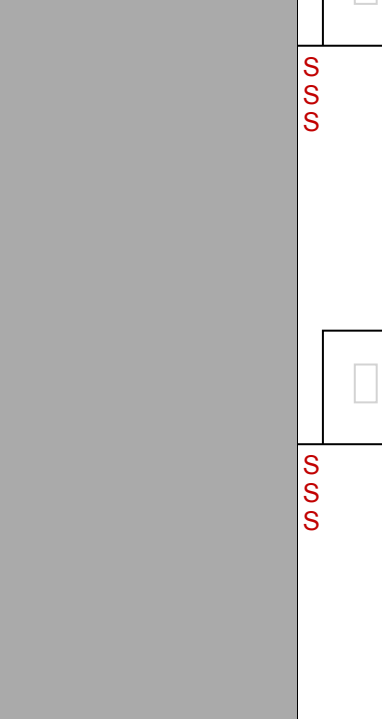




Batter	1	2	3	4	5	6	7	8	9	AB	R	H	RBI	BB	SO	LOB	TOP					
Lee Mazzilli, S OBP: 0.361, SLG: 0.514										5	1	3	0	0	0	1	New York Mets @ Philadelphia Phillies Veterans Stadium, Philadelphia, PA Sun May 07 1978, 3:33 AM EDT Att: 39,106 - Unknown					
Bobby Valentine, R OBP: 0.382, SLG: 0.429										5	2	4	0	0	0	2						
Elliott Maddox, R OBP: 0.344, SLG: 0.300 Skip Lockwood, R (8, 1)										5	0	2	1	0	0	4						
Steve Henderson, R OBP: 0.264, SLG: 0.363										5	2	2	0	0	0	4						
Willie Montanez, L OBP: 0.281, SLG: 0.343										5	0	2	1	0	1	1						
John Stearns, R OBP: 0.327, SLG: 0.247										3	0	1	2	2	0	1						
Joel Youngblood, R OBP: 0.348, SLG: 0.368 Lenny Randle, S OBP: 0.349, SLG: 0.244										2	0	0	1	0	1	2						
Doug Flynn, R OBP: 0.286, SLG: 0.242										5	0	1	0	0	0	5						
Craig Swan, R OBP: 0.250, SLG: 0.250 Ed Kranepool, L OBP: 0.296, SLG: 0.333 Butch Metzger, R OBP: 0.333, SLG: 0.421										3	0	1	0	0	2	3						
Inning Stats	R: 2 E: 0 K: 0 S: 7	H: 5 LOB: 2 BB: 0 P: 7	R: 0 E: 0 K: 1 S: 7	H: 2 LOB: 2 BB: 0 P: 7	R: 1 E: 0 K: 1 S: 7	H: 2 LOB: 2 BB: 1 P: 11	R: 2 E: 0 K: 0 S: 6	H: 3 LOB: 1 BB: 0 P: 6	R: 0 E: 0 K: 1 S: 5	H: 1 LOB: 0 BB: 0 P: 5	R: 0 E: 0 K: 0 S: 3	H: 0 LOB: 1 BB: 1 P: 7	R: 0 E: 0 K: 0 S: 4	H: 1 LOB: 1 BB: 0 P: 4	R: 0 E: 0 K: 1 S: 5	H: 0 LOB: 2 BB: 2 P: 13		1B: 15 2B: 1 3B: 0 HR: 0	SF: 1 SAC: 0 DP: 1 HBP: 0	WP: 0 PB: 0 SB: 0 CS: 1	PA: 45	
PITCHER	IP WLS BF H R ER SO BB IBB HBP BLK WP HR S P ERA WHIP	IP WLS BF H R ER SO BB IBB HBP BLK WP HR S P ERA WHIP	IP WLS BF H R ER SO BB IBB HBP BLK WP HR S P ERA WHIP	IP WLS BF H R ER SO BB IBB HBP BLK WP HR S P ERA WHIP	IP WLS BF H R ER SO BB IBB HBP BLK WP HR S P ERA WHIP	IP WLS BF H R ER SO BB IBB HBP BLK WP HR S P ERA WHIP	IP WLS BF H R ER SO BB IBB HBP BLK WP HR S P ERA WHIP	IP WLS BF H R ER SO BB IBB HBP BLK WP HR S P ERA WHIP	IP WLS BF H R ER SO BB IBB HBP BLK WP HR S P ERA WHIP	IP WLS BF H R ER SO BB IBB HBP BLK WP HR S P ERA WHIP	IP WLS BF H R ER SO BB IBB HBP BLK WP HR S P ERA WHIP	IP WLS BF H R ER SO BB IBB HBP BLK WP HR S P ERA WHIP	IP WLS BF H R ER SO BB IBB HBP BLK WP HR S P ERA WHIP	IP WLS BF H R ER SO BB IBB HBP BLK WP HR S P ERA WHIP	IP WLS BF H R ER SO BB IBB HBP BLK WP HR S P ERA WHIP	IP WLS BF H R ER SO BB IBB HBP BLK WP HR S P ERA WHIP	IP WLS BF H R ER SO BB IBB HBP BLK WP HR S P ERA WHIP	IP WLS BF H R ER SO BB IBB HBP BLK WP HR S P ERA WHIP	IP WLS BF H R ER SO BB IBB HBP BLK WP HR S P ERA WHIP	IP WLS BF H R ER SO BB IBB HBP BLK WP HR S P ERA WHIP	IP WLS BF H R ER SO BB IBB HBP BLK WP HR S P ERA WHIP	IP WLS BF H R ER SO BB IBB HBP BLK WP HR S P ERA WHIP

AB	40
R	5
H	16
RBI	5
BB	4
SO	5
LOB	26



Batter	1	2	3	4	5	6	7	8	9	AB	R	H	RBI	BB	SO	LOB	BOTTOM					
Bake McBride, L OBP: 0.345, SLG: 0.324										3	0	1	0	2	0	1	New York Mets @ Philadelphia Phillies Veterans Stadium, Philadelphia, PA Sun May 07 1978, 3:33 AM EDT Att: 39,106 - Unknown					
Larry Bowa, S OBP: 0.356, SLG: 0.388										5	2	3	0	0	0	2						
Mike Schmidt, R OBP: 0.419, SLG: 0.562										4	2	1	0	1	0	4						
Greg Luzinski, R OBP: 0.417, SLG: 0.636 Jerry Martin, R OBP: 0.345, SLG: 0.423										3	2	2	4	0	0	2						
Richie Hebner, L OBP: 0.425, SLG: 0.441										3	1	1	1	1	0	0						
Gary Maddox, R OBP: 0.368, SLG: 0.354										4	0	1	2	0	2	0						
Bob Boone, R OBP: 0.424, SLG: 0.571										4	1	2	1	0	0	2						
Jim Morrison, R OBP: 0.429, SLG: 0.391										3	0	0	0	0	0	0						
Randy Lerch, L OBP: 0.442, SLG: 0.300 Warren Brusstar, R OBP: 0.345, SLG: 0.222 Davey Johnson, R OBP: 0.345, SLG: 0.222 Gene Garber, R OBP: 0.345, SLG: 0.222 Jay Johnstone, L OBP: 0.345, SLG: 0.222 Tug McGraw, R OBP: 0.345, SLG: 0.222										0	0	0	0	1	0	0						
Inning Stats	R: 2 E: 0 K: 0 S: 6	H: 3 LOB: 1 BB: 1 P: 10	R: 0 E: 0 K: 0 S: 3	H: 0 LOB: 1 BB: 1 P: 7	R: 2 E: 0 K: 0 S: 4	H: 1 LOB: 0 BB: 1 P: 8	R: 0 E: 0 K: 0 S: 4	H: 1 LOB: 1 BB: 0 P: 4	R: 1 E: 0 K: 1 S: 6	H: 1 LOB: 0 BB: 0 P: 6	R: 1 E: 0 K: 0 S: 3	H: 1 LOB: 0 BB: 1 P: 7	R: 2 E: 0 K: 1 S: 7	H: 2 LOB: 0 BB: 0 P: 7	R: 0 E: 0 K: 0 S: 5	H: 2 LOB: 3 BB: 1 P: 9		1B: 6 2B: 1 3B: 0 HR: 4	SF: 1 SAC: 1 DP: 0 HBP: 0	WP: 0 PB: 0 SB: 0 CS: 1	PA: 40	
PITCHER	IP WLS BF H R ER SO BB IBB HBP BLK WP HR S P ERA WHIP	IP WLS BF H R ER SO BB IBB HBP BLK WP HR S P ERA WHIP	IP WLS BF H R ER SO BB IBB HBP BLK WP HR S P ERA WHIP	IP WLS BF H R ER SO BB IBB HBP BLK WP HR S P ERA WHIP	IP WLS BF H R ER SO BB IBB HBP BLK WP HR S P ERA WHIP	IP WLS BF H R ER SO BB IBB HBP BLK WP HR S P ERA WHIP	IP WLS BF H R ER SO BB IBB HBP BLK WP HR S P ERA WHIP	IP WLS BF H R ER SO BB IBB HBP BLK WP HR S P ERA WHIP	IP WLS BF H R ER SO BB IBB HBP BLK WP HR S P ERA WHIP	IP WLS BF H R ER SO BB IBB HBP BLK WP HR S P ERA WHIP	IP WLS BF H R ER SO BB IBB HBP BLK WP HR S P ERA WHIP	IP WLS BF H R ER SO BB IBB HBP BLK WP HR S P ERA WHIP	IP WLS BF H R ER SO BB IBB HBP BLK WP HR S P ERA WHIP	IP WLS BF H R ER SO BB IBB HBP BLK WP HR S P ERA WHIP	IP WLS BF H R ER SO BB IBB HBP BLK WP HR S P ERA WHIP	IP WLS BF H R ER SO BB IBB HBP BLK WP HR S P ERA WHIP	IP WLS BF H R ER SO BB IBB HBP BLK WP HR S P ERA WHIP	IP WLS BF H R ER SO BB IBB HBP BLK WP HR S P ERA WHIP	IP WLS BF H R ER SO BB IBB HBP BLK WP HR S P ERA WHIP	IP WLS BF H R ER SO BB IBB HBP BLK WP HR S P ERA WHIP	IP WLS BF H R ER SO BB IBB HBP BLK WP HR S P ERA WHIP	IP WLS BF H R ER SO BB IBB HBP BLK WP HR S P ERA WHIP

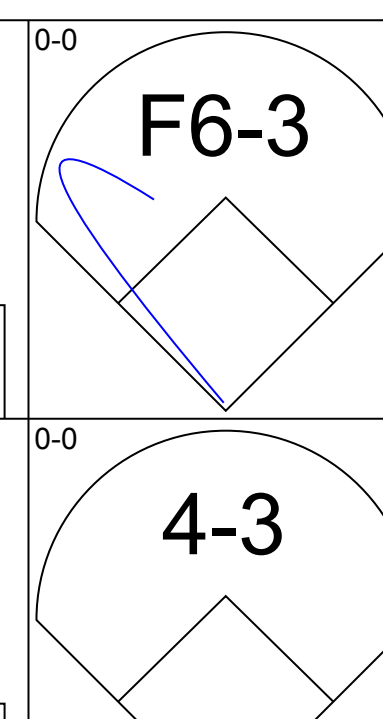
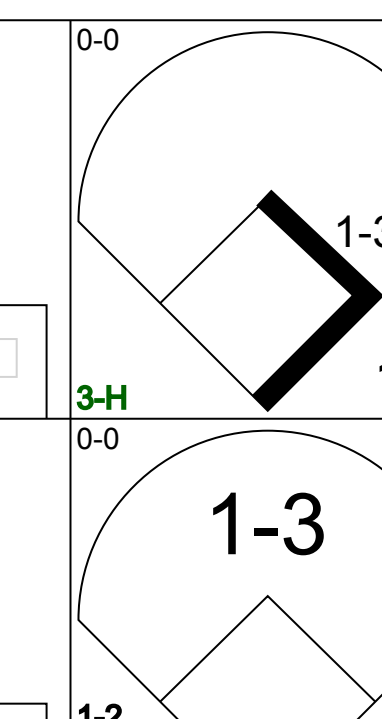
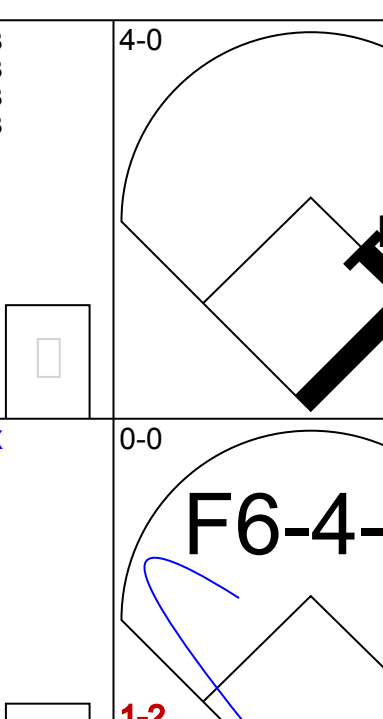
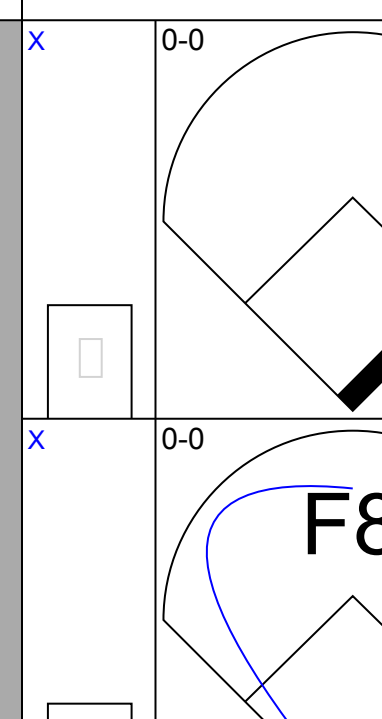
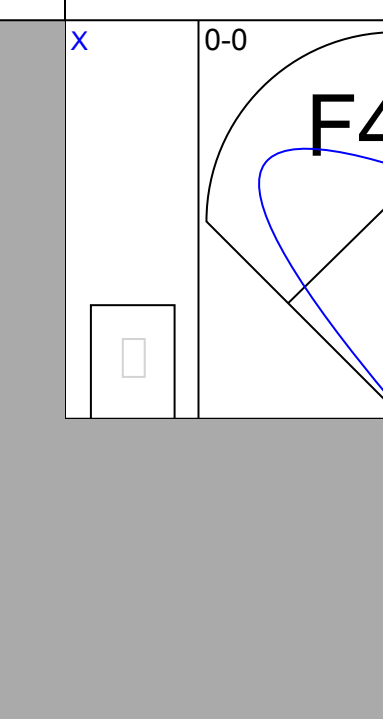
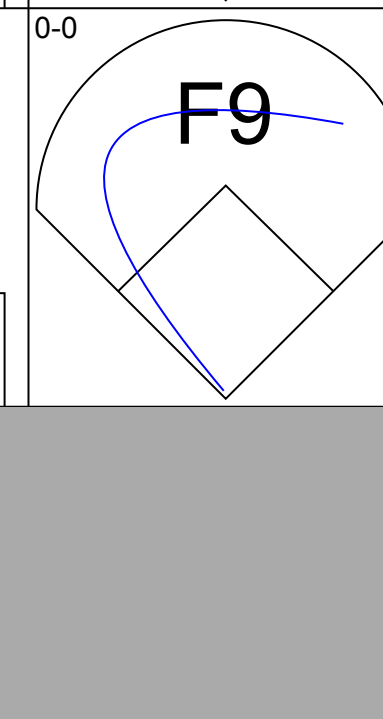
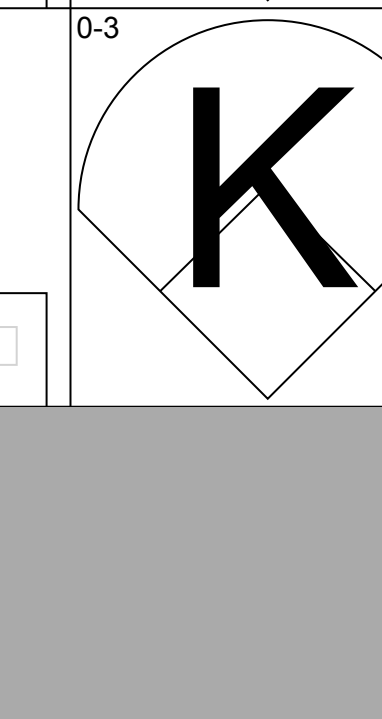
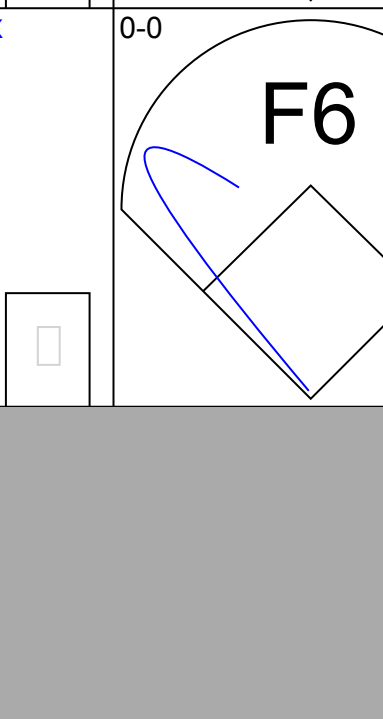





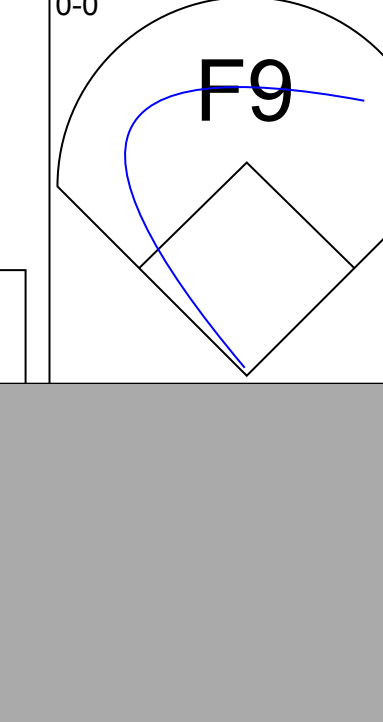
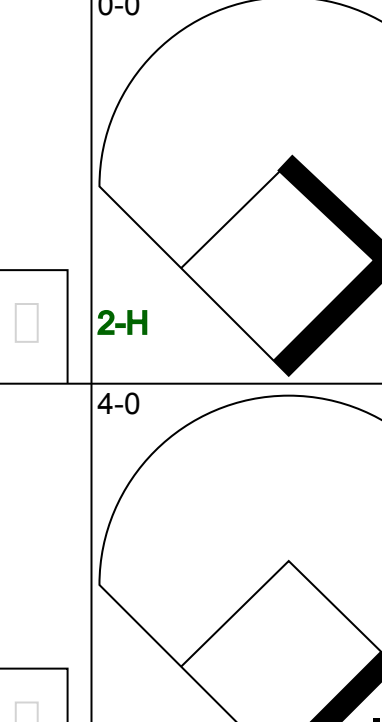

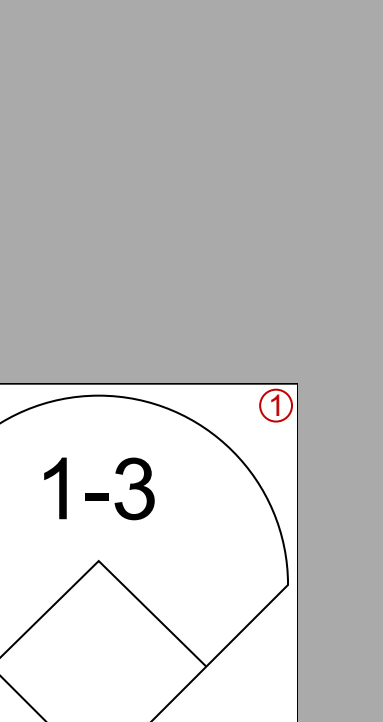

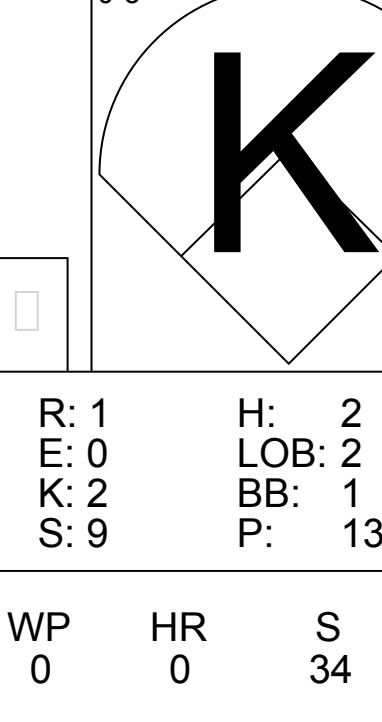
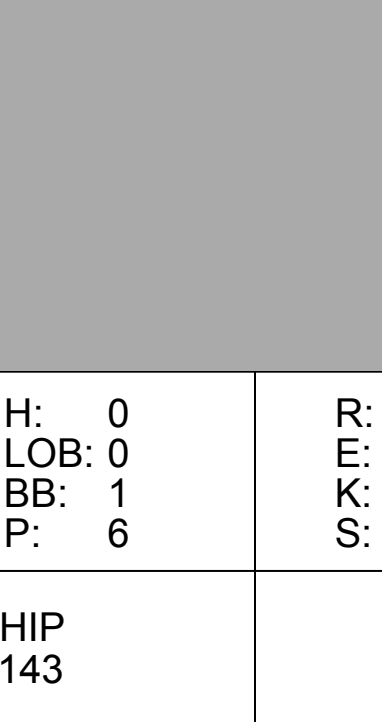
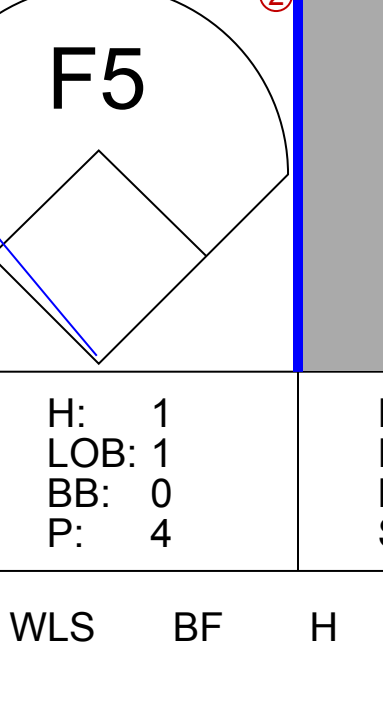






Batter	1	2	3	4	5	6	7	8	9	AB	R	H	RBI	BB	SO	LOB	TOP			
Lenny Randle, S OBP: 0.382, SLG: 0.290 (1, 5)										5	1	2	0	0	2	2				
Elliott Maddox, R OBP: 0.431, SLG: 0.385 (1, 9)										4	0	1	1	1	0	1				
Lee Mazzilli, S OBP: 0.348, SLG: 0.476 (1, 8)										4	0	2	0	1	1	2				
Willie Montanez, L OBP: 0.263, SLG: 0.305 Bruce Boisclair, L OBP: 0.326, SLG: 0.302 (9, 3)										4	1	1	0	1	2	4				
Steve Henderson, R OBP: 0.302, SLG: 0.373 (1, 7)										3	1	2	0	2	0	1				
John Stearns, R OBP: 0.371, SLG: 0.326 (1, 2)										4	0	1	0	1	1	5				
Bobby Valentine, R Sergio Ferrer, S (1, 4) (8, 6)										4	0	2	2	0	1	2				
Doug Flynn, R OBP: 0.281, SLG: 0.272 (1, 6) (8, 4)										4	0	0	0	0	0	6				
Pat Zachry, R (1, 1) Ed Kranepool, I OBP: 0.276, SLG: 0.308 Skip Lockwood, R (8, 1) (8, 1)										3	0	0	0	0	1	0				
Inning Stats	R: 0 E: 0 K: 1 S: 4	H: 0 LOB: 0 BB: 1 P: 8	R: 0 E: 0 K: 0 S: 4	H: 2 LOB: 2 BB: 1 P: 8	R: 1 E: 1 K: 1 S: 7	H: 2 LOB: 1 BB: 0 P: 7	R: 0 E: 0 K: 1 S: 6	H: 1 LOB: 1 BB: 0 P: 6	R: 0 E: 0 K: 3 S: 9	H: 0 LOB: 1 BB: 1 P: 13	R: 0 E: 0 K: 0 S: 5	H: 2 LOB: 2 BB: 0 P: 5	R: 1 E: 0 K: 0 S: 5	H: 2 LOB: 2 BB: 1 P: 9	R: 0 E: 0 K: 2 S: 8	H: 1 LOB: 2 BB: 1 P: 12	1B: 10 2B: 0 3B: 1 HR: 0	SF: 0 SAC: 0 DP: 1 HBP: 0	WP: 2 PB: 0 SB: 0 CS: 0	PA: 43
PITCHER	IP WLS BF H R ER SO BB IBB HBP BLK WP HR S P ERA WHIP																			
Wayne Twitchell, R ERA: 4.5 Darold Knowles, L ERA: 2.94 Stan Bahnsen, R ERA: 5.06 Hal Dues, R ERA: 4.8	(1, 1) (7, 1) (8, 1) (8, 1)	6.2 0.1 0.0 2.0	30 1 L 8	8 0 2 1	2 0 1 0	2 0 1 0	6 0 0 2	4 0 1 1	0 0 0 0	0 0 0 0	1 0 0 0	0 0 0 0	0 0 0 1	0 1 2 11	54 6 1 15	0.00 ∞ ∞ 0.00	1.800 0.000 ∞ 1.000			

New York Mets @ Montreal Expos
Olympic Stadium, Montreal, QB
Thu May 11 1978, 7:05 PM EDT
Att: 6,930 - Unknown

AB 36
R 3
H 11
RBI 3
BB 6
SO 8
LOB 25



Batter	1	2	3	4	5	6	7	8	9	AB	R	H	RBI	BB	SO	LOB	BOTTOM
Warren Cromartie, L OBP: 0.333, SLG: 0.337 (1, 7)										4	0	2	1	1	0	2	
Dave Cash, R OBP: 0.355, SLG: 0.418 (1, 4)										4	0	0	0	0	0	3	
Andre Dawson, R OBP: 0.341, SLG: 0.514 (1, 8)										4	0	0	0	0	1	1	
Gary Carter, R OBP: 0.339, SLG: 0.447 (1, 2)										3	0	0	0	1	2	0	
Ellis Valentine, R OBP: 0.361, SLG: 0.467 (1, 9)										4	1	1	0	0	1	2	
Del Unser, L OBP: 0.340, SLG: 0.286 (1, 3)										3	0	1	0	1	1	2	
Larry Parrish, R OBP: 0.318, SLG: 0.466 (1, 5) Chris Speier, R OBP: 0.383, SLG: 0.429 (1, 6)										3	0	1	1	0	0	3	
Wayne Twitchell, R Darold Knowles, L Jerry White, S Stan Bahnsen, R Hal Dues, R Wayne Garrett, L (1, 1) (7, 1) (8, 1) (8, 1) (8, 1) (8, 1)	(1, 1) (7, 1) (8, 1) (8, 1) (8, 1)	7.0 0.0 0.0 2.0	W S S	29 8 0	H R ER SO	2 2 0 3	BB IBB HBP BLK	2 0 0 0	WP HR S P	0 0 12 20	0.00 2.57 0.00	1.143 1.000					
PITCHER	IP WLS BF H R ER SO BB IBB HBP BLK WP HR S P ERA WHIP																
Pat Zachry, R ERA: 3.07 Skip Lockwood, R ERA: 3.49	(1, 1) (8, 1)	7.0 2.0	W S	29 8	H R ER SO	2 2 0 3	BB IBB HBP BLK	2 0 0 0	WP HR S P	0 0 12 20	0.00 2.57	1.143 1.000					

New York Mets @ Montreal Expos
Olympic Stadium, Montreal, QB
Thu May 11 1978, 7:05 PM EDT
Att: 6,930 - Unknown


AB 31
R 2
H 6
RBI 2
BB 5
SO 7
LOB 17



Batter	1	2	3	4	5	6	7	8	9	10	11	12	13	14	AB	R	H	RBI	BB	SO	LOB	TOP
Terry Puhl, L OBP: 0.322, SLG: 0.364 (1, 7)	5-3		1B		4-3			FC6-4 1B	K		SH1-4	1B			6	0	3	0	0	1	4	
Enos Cabell, R OBP: 0.296, SLG: 0.328 (1, 5)	F9		1-3			F7		FC6-4 1-2 2-3	BB		HR	G6-3			6	1	1	3	1	0	6	
Cesar Cedeno, R OBP: 0.328, SLG: 0.491 (1, 9)	F8					F8		K	K		K				7	0	0	0	0	3	5	
Jose Cruz, L OBP: 0.345, SLG: 0.340 (1, 9)		4-3				K		F9		F9			F2		6	0	1	0	1	2	2	
Bob Watson, R OBP: 0.362, SLG: 0.469 Dave Bergman, L (7, PR) (7, 3)	K							F4-6 BB	BB	F7			K		1	0	0	0	2	1	0	
Art Howe, R OBP: 0.345, SLG: 0.460 (1, 4)	F8							1-2 BB	BB						4	1	1	0	3	0	1	
Ed Herrmann, L OBP: 0.192, SLG: 0.100 Julio Gonzalez, R OBP: 0.273, SLG: 0.300 (9, PR) (9, 6)			K					K							3	0	0	0	1	2	2	
Roger Metzger, S OBP: 0.250, SLG: 0.284 Wilbur Howard, R OBP: 0.220, SLG: 0.254 Jimmy Jackson, R OBP: 0.220, SLG: 0.250 Denny Walling, R OBP: 0.220, SLG: 0.254 Ken Forsch, R OBP: 0.220, SLG: 0.254 J.R. Richard, R OBP: 0.220, SLG: 0.254 Tom Dizon, R OBP: 0.220, SLG: 0.254 (1, 4) (7, PR) (7, 3) (7, 3) (7, 3) (12, PR) (12, 1)			1B					SH3-4 1B							2	0	2	0	0	0	0	
Joaquin Andujar, S OBP: 0.143, SLG: 0.077 Jesus Alou, R OBP: 0.400, SLG: 0.400 Joe Sambito, L OBP: 0.316, SLG: 0.425 (1, 1) (8, PH) (8, 1) (9, PH) (9, 2)			K					3-1							1	0	1	0	0	0	0	
R: 0 H: 0 E: 0 LOB: 0 K: 0 BB: 0 S: 3 P: 3	R: 0 H: 0 E: 0 LOB: 0 K: 1 BB: 0 S: 5 P: 5	R: 0 H: 2 E: 0 LOB: 2 K: 2 BB: 0 S: 9 P: 9	R: 0 H: 0 E: 0 LOB: 1 K: 0 BB: 2 S: 2 P: 10	R: 0 H: 1 E: 0 LOB: 1 K: 0 BB: 0 S: 4 P: 4	R: 0 H: 0 E: 0 LOB: 0 K: 1 BB: 0 S: 5 P: 5	R: 0 H: 0 E: 0 LOB: 1 K: 1 BB: 2 S: 7 P: 12	R: 0 H: 2 E: 0 LOB: 2 K: 2 BB: 4 S: 7 P: 24	R: 2 H: 0 E: 0 LOB: 3 K: 2 BB: 3 S: 7 P: 19	R: 0 H: 1 E: 0 LOB: 2 K: 0 BB: 1 S: 4 P: 8	R: 2 H: 2 E: 0 LOB: 3 K: 1 BB: 3 S: 7 P: 19	R: 0 H: 2 E: 0 LOB: 0 K: 2 BB: 0 S: 7 P: 7	R: 0 H: 1 E: 0 LOB: 1 K: 1 BB: 0 S: 5 P: 5	R: 0 H: 0 E: 0 LOB: 0 K: 2 BB: 0 S: 6 P: 6	R: 1 H: 2 E: 0 LOB: 0 K: 0 BB: 0 S: 4 P: 4	1B: 9 SF: 1 2B: 3 SAC: 2 3B: 0 DP: 3 HR: 1 HBP: 1	WP: 0 PA: 63 PB: 0 SB: 0 CS: 1						
PITCHER	IP	WLS	BF	H	R	ER	SO	BB	IBB	HBP	BLK	WP	HR	S	P	ERA	WHIP					
Craig Swan, R ERA: 2.59 Butch Metzger, R ERA: 3.0 Mardie Cornejo, R ERA: 4.5 Bob Myrick, L ERA: 2.82 Paul Siebert, L ERA: 1.8 (1, 1) (8, 1) (9, 1) (11, 1)	7.0	26	3	0	0	5	5	0	0	0	0	0	0	32	48	0.00	1.000					
PITCHER	IP	WLS	BF	H	R	ER	SO	BB	IBB	HBP	BLK	WP	HR	S	P	ERA	WHIP					
Skip Lockwood, R ERA: 3.56 (13, 1)	2.0	11	2	1	1	2	2	0	0	0	0	0	0	11	11	4.50	1.000					

Houston Astros @ New York Mets
Shea Stadium, Flushing, NY
Fri May 12 1978, 7:05 PM EDT
Att. 8,649 - Unknown


AB 47
R 5
H 12
RBI 5
BB 12
SO 12
LOB 29



Batter	1	2	3	4	5	6	7	8	9	10	11	12	13	14	AB	R	H	RBI	BB	SO	LOB	BOTTOM
Lenny Randle, S OBP: 0.377, SLG: 0.283 (1, 5)	F8		P1		4-3			4-3							6	0	1	0	1	1	1	
Bobby Valentine, R OBP: 0.373, SLG: 0.388 Sergio Ferrer, S OBP: 0.290, SLG: 0.250 Elliott Maddox, R OBP: 0.423, SLG: 0.375 Skip Lockwood, R (1, 4) (8, 6) (12, PH) (13, 1)	F9		5-3			F8 FC6-4 1B		K		CS	BB	F8			3	1	1	0	0	0	0	
Lee Mazzilli, S OBP: 0.361, SLG: 0.492 (1, 9)	CS 1B					E3 FC6-4 1-2		K			1B	BB			4	1	2	0	2	1	1	
Willie Montanez, L OBP: 0.259, SLG: 0.298 (1, 3)	CS		4-3			F8		F8				F8			6	0	1	1	0	1	5	
Steve Henderson, R OBP: 0.296, SLG: 0.358 (1, 7)		BB 1B BB				FC6-4 1-2 3-H		F9			G4-6-3 1B				5	1	0	1	1	1	3	
Bruce Boisclair, L OBP: 0.314, SLG: 0.276 (1, 9)	F9					4-3		F8							5	0	0	0	1	1	2	
John Stearns, R OBP: 0.369, SLG: 0.320 (1, 2)	1B BB		4-3					F8				1B IBB			5	0	1	1	1	0	0	
Doug Flynn, R OBP: 0.283, SLG: 0.269 (1, 6) (8, 4) (13, 6)								F9				F9	F1-3		5	0	1	1	1	0	2	
Craig Swan, R ERA: 2.13 Joe Sambito, L ERA: 1.59 Ken Forsch, R ERA: 4.16 Tom Dizon, R ERA: 3.56 (1, 1) (7, PR) (7, 3) (8, 1) (9, 1) (12, 1)	6-3		1-3					K			6-3		F7		2	0	0	0	0	0	2	
R: 0 H: 1 E: 0 LOB: 0 K: 0 BB: 0 S: 3 P: 3	R: 1 H: 1 E: 0 LOB: 2 K: 1 BB: 2 S: 6 P: 14	R: 0 H: 1 E: 0 LOB: 1 K: 0 BB: 0 S: 4 P: 4	R: 0 H: 0 E: 0 LOB: 0 K: 1 BB: 0 S: 5 P: 5	R: 0 H: 0 E: 0 LOB: 0 K: 0 BB: 0 S: 3 P: 3	R: 1 H: 1 E: 1 LOB: 1 K: 0 BB: 1 S: 5 P: 5	R: 0 H: 0 E: 0 LOB: 0 K: 1 BB: 1 S: 5 P: 9	R: 0 H: 0 E: 0 LOB: 0 K: 2 BB: 0 S: 7 P: 7	R: 0 H: 0 E: 0 LOB: 0 K: 0 BB: 0 S: 3 P: 3	R: 0 H: 0 E: 0 LOB: 0 K: 0 BB: 0 S: 2 P: 6	R: 2 H: 3 E: 0 LOB: 2 K: 1 BB: 2 S: 5 P: 13	R: 0 H: 1 E: 0 LOB: 0 K: 0 BB: 1 S: 5 P: 5	R: 0 H: 0 E: 0 LOB: 0 K: 1 BB: 0 S: 5 P: 5	R: 0 H: 0 E: 0 LOB: 0 K: 1 BB: 0 S: 5 P: 5	1B: 7 SF: 0 2B: 0 SAC: 0 3B: 1 DP: 1 HR: 0 HBP: 0	WP: 1 PA: 57 PB: 0 SB: 1 CS: 2							
PITCHER	IP	WLS	BF	H	R	ER	SO	BB	IBB	HBP	BLK	WP	HR	S	P	ERA	WHIP					
Joaquin Andujar, R ERA: 2.13 Joe Sambito, L ERA: 1.59 Ken Forsch, R ERA: 4.16 Tom Dizon, R ERA: 3.56 (1, 1) (8, 1) (9, 1) (12, 1)	7.0	28	4	2	1	3	3	0	0	0	0	0	0	31	43	1.29	1.000					

Houston Astros @ New York Mets
Shea Stadium, Flushing, NY
Fri May 12 1978, 7:05 PM EDT
Att. 8,649 - Unknown

AB 48
R 4
H 8
RBI 4
BB 7
SO 7
LOB 18



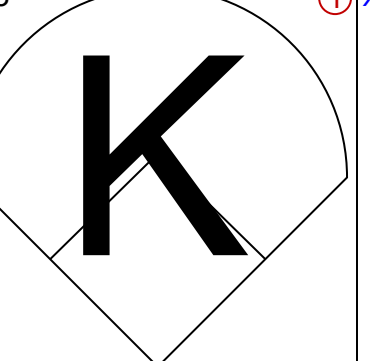
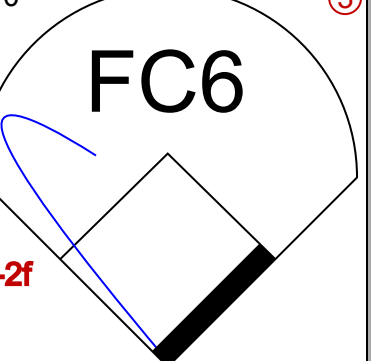
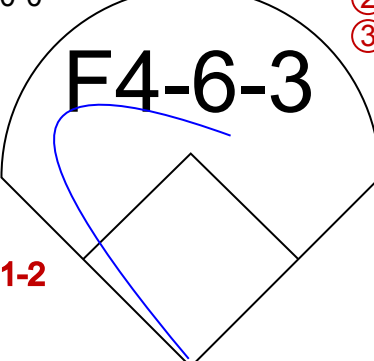
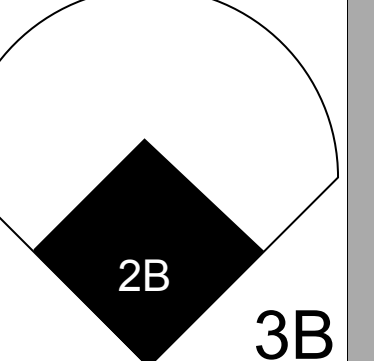
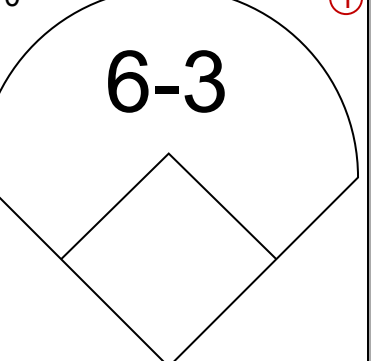
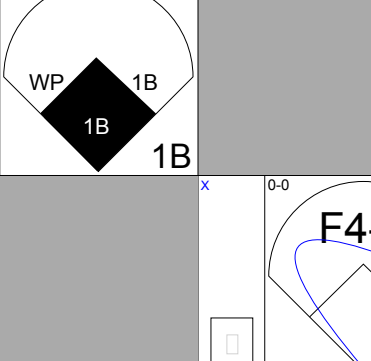
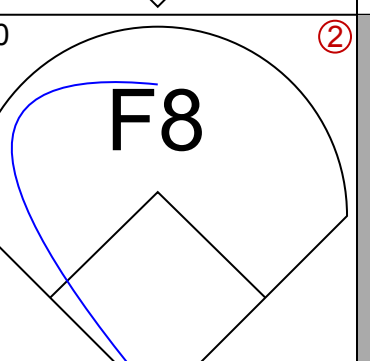
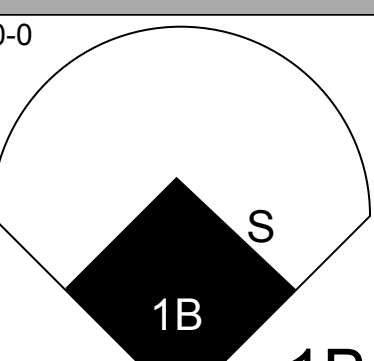
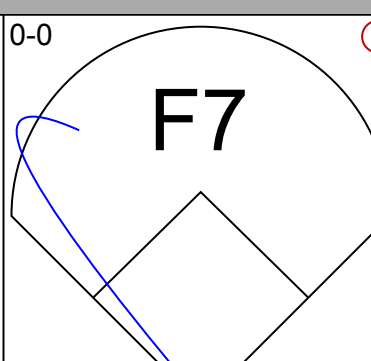
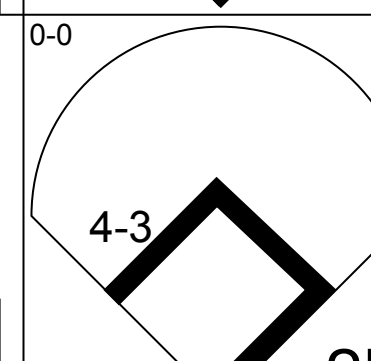
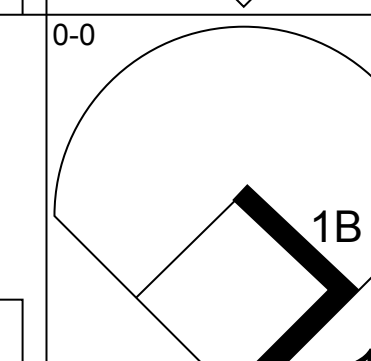
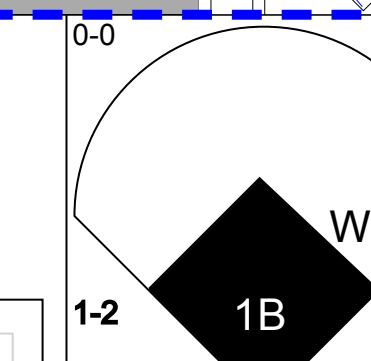
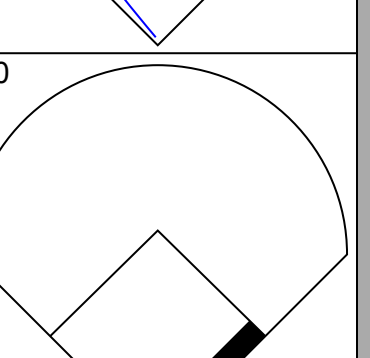
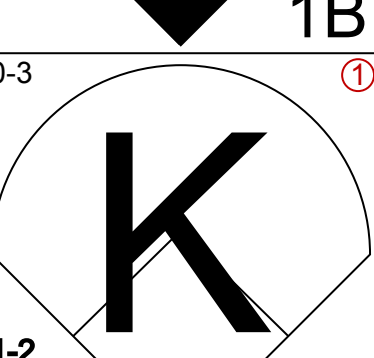
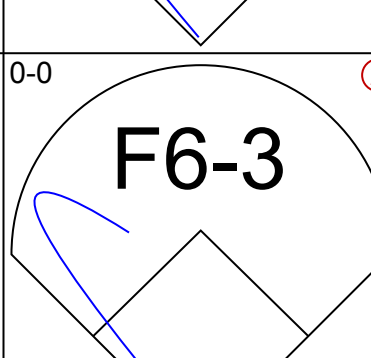
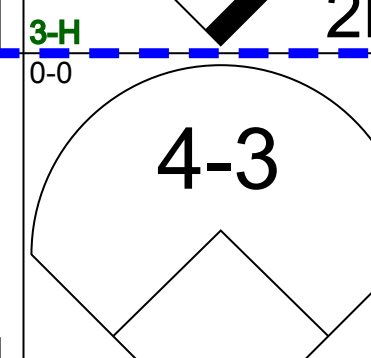
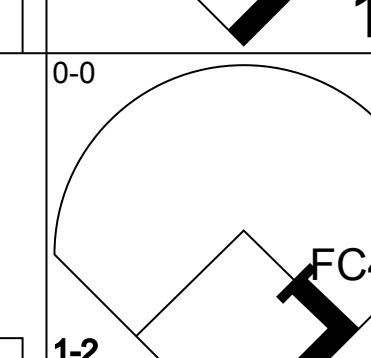
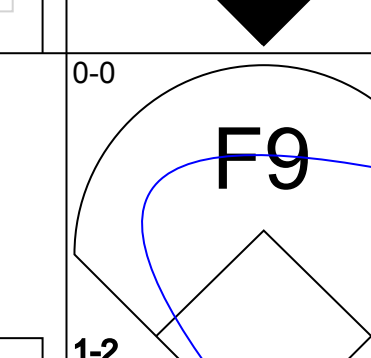
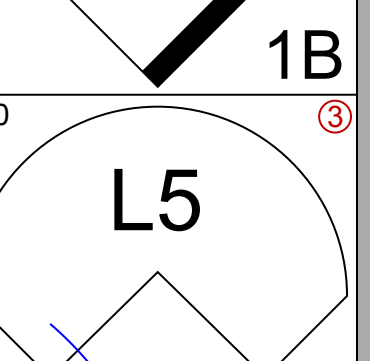
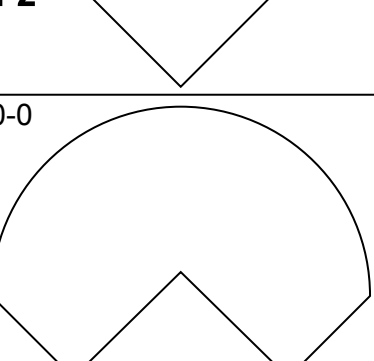
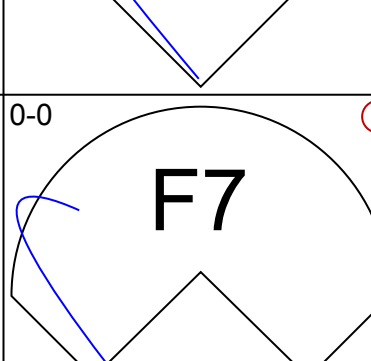
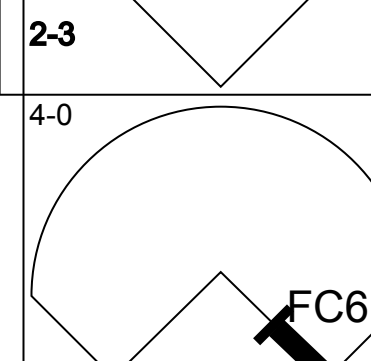
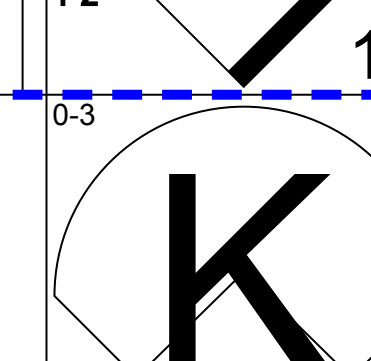
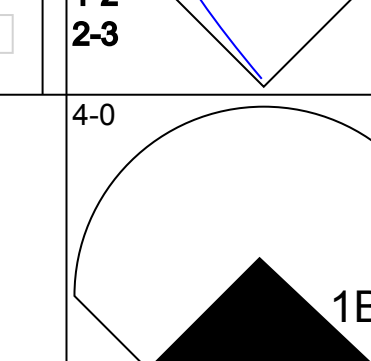
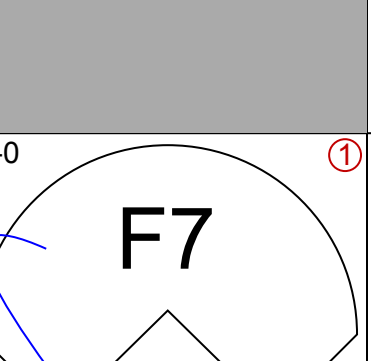
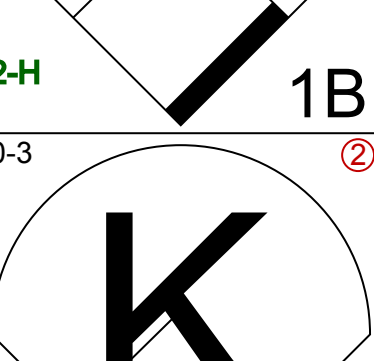
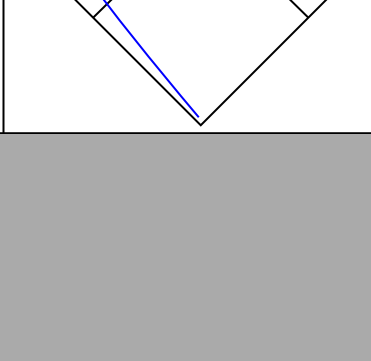
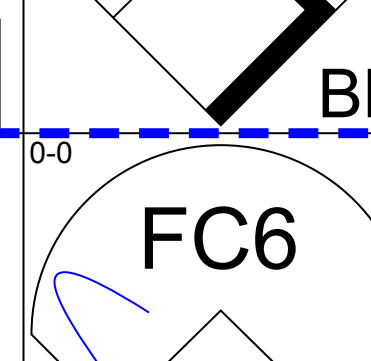
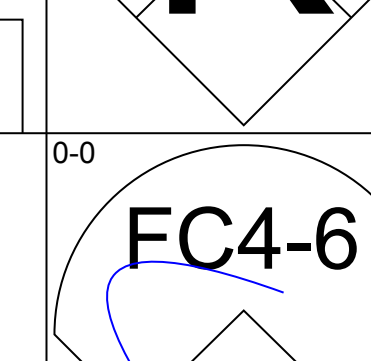
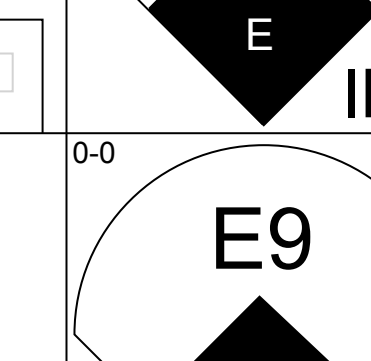
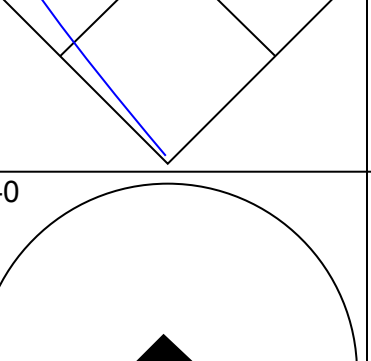
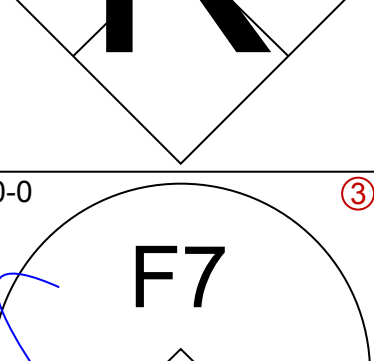

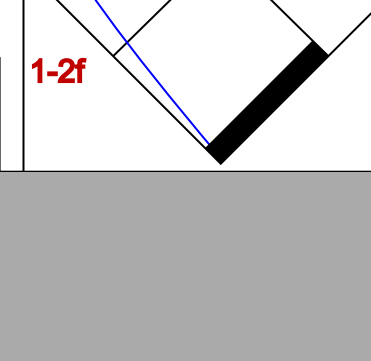
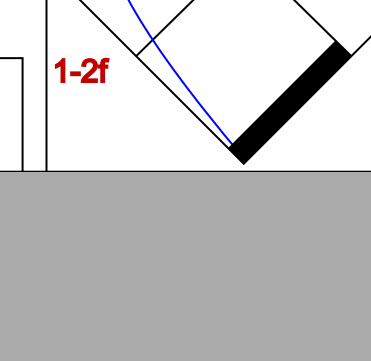
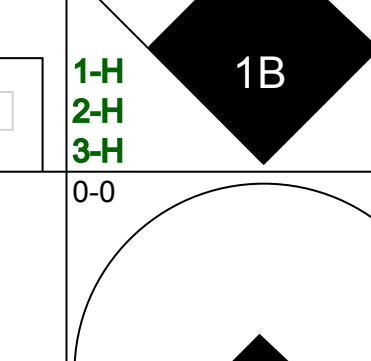
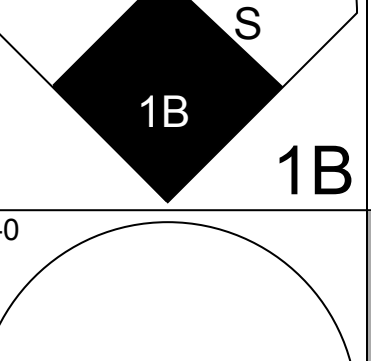
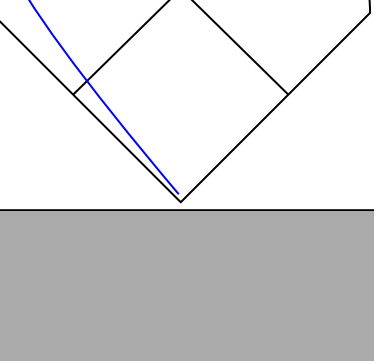



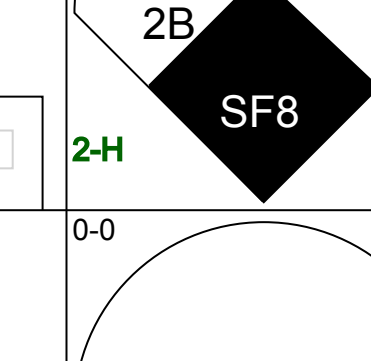
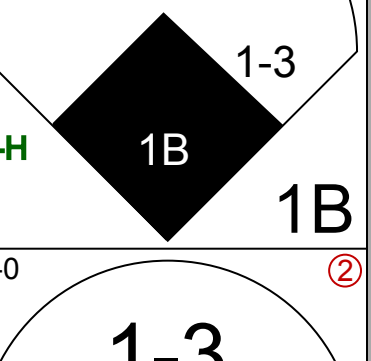
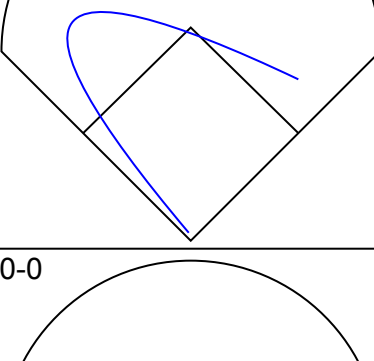
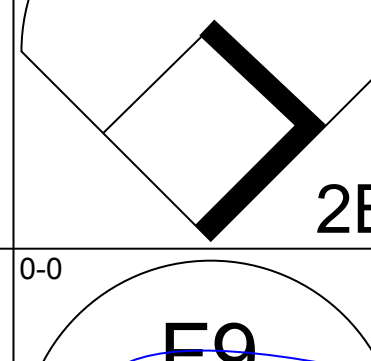
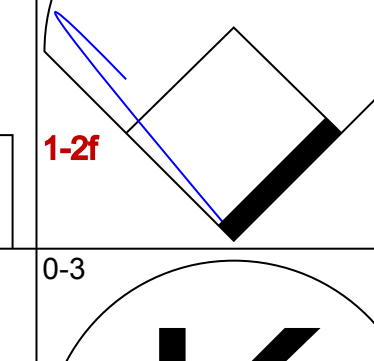
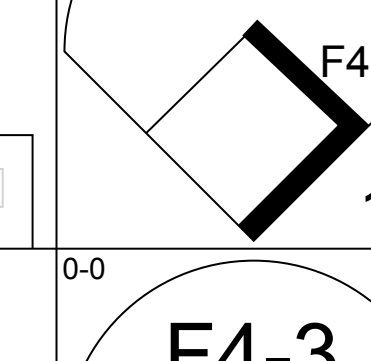
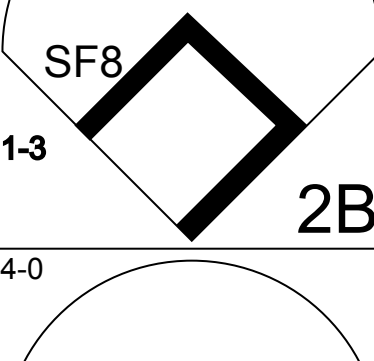
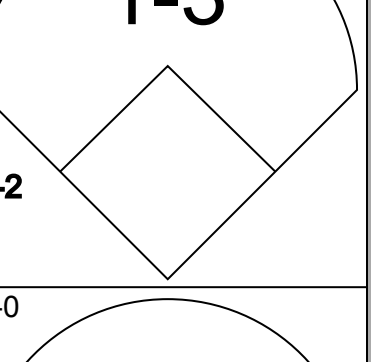
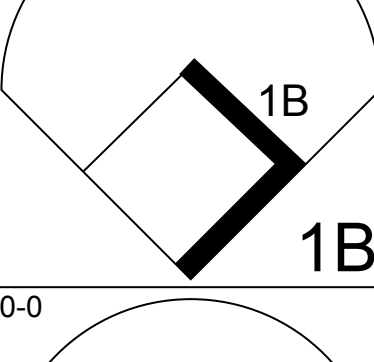
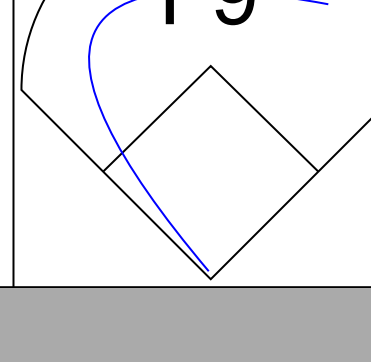
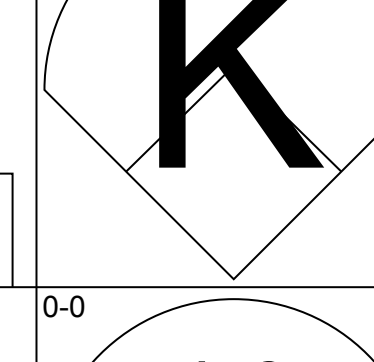
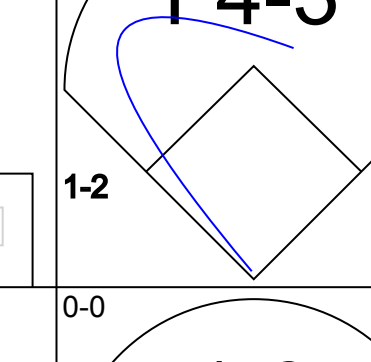
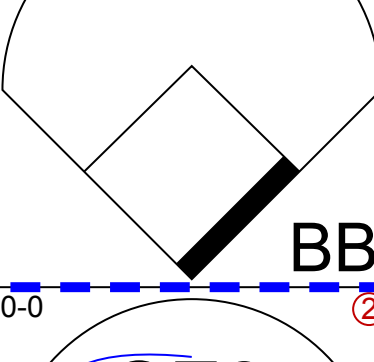
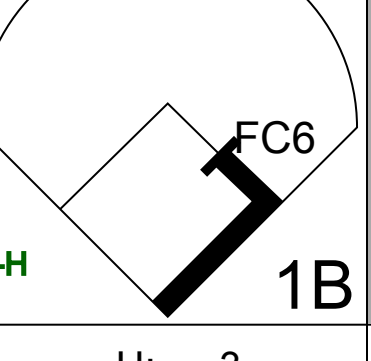
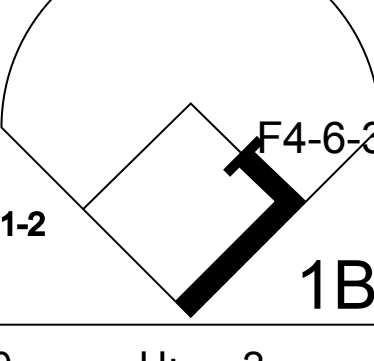

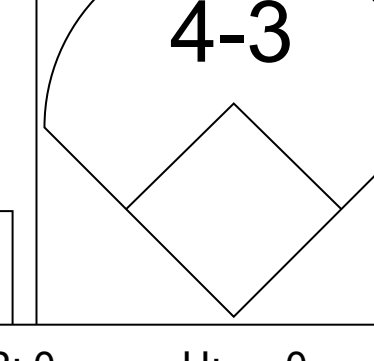
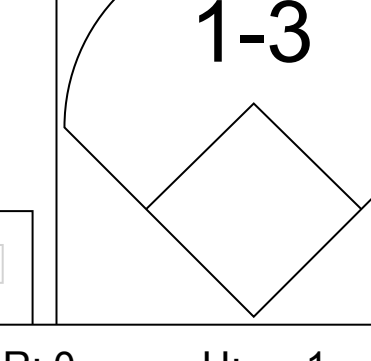
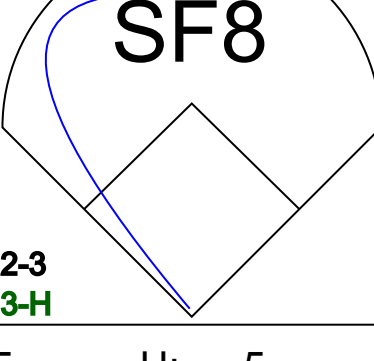
Batter	1	2	3	4	5	6	7	8	9	AB	R	H	RBI	BB	SO	LOB	TOP	
Jerry Royster, R (1, 4) OBP: 0.375, SLG: 0.388										3	0	0	0	1	1	0	Atlanta Braves @ New York Mets Shea Stadium, Flushing, NY Wed May 17 1978, 7:05 PM EDT Att: 4,054 - Unknown	
Bob Beall, S (1, 3) OBP: 0.269, SLG: 0.174										4	0	2	0	0	0	0		
Rowland Office, L (1, 8) OBP: 0.301, SLG: 0.346										3	0	0	0	1	1	0		
Jeff Burroughs, R (1, 7) OBP: 0.489, SLG: 0.566										4	0	1	0	0	1	2		
Brian Assestine, L (1, 9) OBP: 0.329, SLG: 0.358										4	0	0	0	0	0	1		
Joe Nolan, L (1, 2) OBP: 0.292, SLG: 0.318										3	1	1	0	0	1	1		
Darrel Chaney, S (1, 6) Pat Rockett, R (8, 6) OBP: 0.182, SLG: 0.134										3	0	1	0	0	1	1		AB 30 R 1 H 6 RBI 1 BB 2 SO 5 LOB 8
Rod Gilbreath, R (1, 5) OBP: 0.234, SLG: 0.297										3	0	1	1	0	0	1		
Tommy Boggs, R (1, 1) Mickey Mahler, S (3, 1) Biff Pocoroba, S (8, PH) Adrian Devine, R (8, 1) OBP: 0.200, SLG: 0.500 OBP: 0.298, SLG: 0.284										1	0	0	0	0	0	1		
Inning Stats	R: 0 H: 1 E: 0 LOB: 1 K: 0 BB: 1 S: 3 P: 7	R: 1 H: 2 E: 0 LOB: 1 K: 0 BB: 0 S: 5 P: 5	R: 0 H: 0 E: 0 LOB: 0 K: 2 BB: 0 S: 7 P: 7	R: 0 H: 1 E: 0 LOB: 0 K: 0 BB: 0 S: 3 P: 3	R: 0 H: 0 E: 0 LOB: 0 K: 1 BB: 0 S: 5 P: 5	R: 0 H: 0 E: 0 LOB: 0 K: 2 BB: 0 S: 7 P: 7	R: 0 H: 0 E: 0 LOB: 0 K: 2 BB: 0 S: 7 P: 7	R: 0 H: 2 E: 0 LOB: 2 K: 0 BB: 1 S: 4 P: 8	R: 0 H: 0 E: 0 LOB: 0 K: 0 BB: 0 S: 3 P: 3	1B: 5 SF: 0 2B: 1 SAC: 0 3B: 0 DP: 2 HR: 0 HBP: 0	WP: 0 PA: 32 PB: 0 SB: 1 CS: 0							
PITCHER Nino Espinosa, R (1, 1) ERA: 3.83	IP WLS BF H R ER SO BB IBB HBP BLK WP HR S P ERA WHIP											ERA WHIP						

Batter	1	2	3	4	5	6	7	8	9	AB	R	H	RBI	BB	SO	LOB	BOTTOM	
Lenny Handle, S (1, 5) OBP: 0.364, SLG: 0.270										3	0	1	1	1	0	0	Atlanta Braves @ New York Mets Shea Stadium, Flushing, NY Wed May 17 1978, 7:05 PM EDT Att: 4,054 - Unknown	
Bruce Boisclair, L (1, 9) OBP: 0.317, SLG: 0.265										3	0	0	0	1	0	3		
Lee Mazzilli, S (1, 8) OBP: 0.357, SLG: 0.468										4	0	0	0	0	0	1		
Willie Montanez, L (1, 3) OBP: 0.263, SLG: 0.294										4	1	1	0	0	1	1		
Steve Henderson, R (1, 7) OBP: 0.297, SLG: 0.364										4	1	2	1	0	1	0		
Ron Hodges, L (1, 2) OBP: 0.250, SLG: 0.125										2	1	0	0	1	2	1		
Joel Youngblood, R (1, 4) Sergio Ferrer, S (9, 6) OBP: 0.343, SLG: 0.452 OBP: 0.250, SLG: 0.250										3	0	0	0	0	0	3		AB 29 R 3 H 5 RBI 3 BB 3 SO 5 LOB 11
Doug Flynn, R (1, 6) OBP: 0.285, SLG: 0.271										3	0	1	1	0	1	0		
Nino Espinosa, R (1, 1) OBP: 0.158, SLG: 0.211										3	0	0	0	0	0	2		
Inning Stats	R: 0 H: 0 E: 0 LOB: 1 K: 0 BB: 1 S: 3 P: 7	R: 2 H: 3 E: 0 LOB: 2 K: 0 BB: 1 S: 6 P: 10	R: 1 H: 2 E: 0 LOB: 1 K: 1 BB: 0 S: 7 P: 7	R: 0 H: 0 E: 0 LOB: 0 K: 0 BB: 1 S: 3 P: 7	R: 0 H: 0 E: 0 LOB: 0 K: 0 BB: 0 S: 3 P: 3	R: 0 H: 0 E: 0 LOB: 0 K: 2 BB: 0 S: 7 P: 7	R: 0 H: 0 E: 0 LOB: 0 K: 2 BB: 0 S: 7 P: 7	R: 0 H: 0 E: 0 LOB: 0 K: 2 BB: 0 S: 7 P: 7	R: 0 H: 0 E: 0 LOB: 0 K: 2 BB: 0 S: 7 P: 7	1B: 4 SF: 0 2B: 1 SAC: 0 3B: 0 DP: 0 HR: 0 HBP: 0	WP: 0 PA: 32 PB: 0 SB: 1 CS: 0							
PITCHER Tommy Boggs, R (1, 1) ERA: 5.97 Mickey Mahler, L (3, 1) Adrian Devine, R (8, 1) ERA: 6.75	IP WLS BF H R ER SO BB IBB HBP BLK WP HR S P ERA WHIP											ERA WHIP						



Batter	1	2	3	4	5	6	7	8	9	AB	R	H	RBI	BB	SO	LOB	TOP					
Bake McBride, L (1,9) OBP: 0.364, SLG: 0.371	F6-3			FC5-4 1B		1B HBP		E9 1B		3	0	2	0	0	0	0	Philadelphia Phillies @ New York Mets Shea Stadium, Flushing, NY Fri May 19 1978, 7:05 PM EDT Att: 13,181 - Unknown					
Larry Bowa, S (1,6) OBP: 0.333, SLG: 0.346	F2			FC5-4 1-2		1B 1-3 2-H		E1 1B		4	0	2	2	0	0	1						
Mike Schmidt, R (1,5) OBP: 0.374, SLG: 0.516	K			F6		F8		1B G5-4-3 IBB		3	0	0	0	1	1	2						
Greg Luzinski, R (1,7) OBP: 0.384, SLG: 0.550 Tug McGraw, R (8,1)		K		K			F8	G5-4-3 1-2		4	0	0	0	0	2	4						
Jay Johnstone, L (1,3) OBP: 0.333, SLG: 0.294		F8			F8		F6		F9	4	0	0	0	0	0	0						
Gary Maddox, R (1,8) OBP: 0.341, SLG: 0.319		G3			F9		F8		F8	4	0	0	0	0	0	0						
Bob Boone, R (1,2) OBP: 0.379, SLG: 0.470			F8		F6				F4-3	4	1	1	1	0	0	0						
Bud Harrelson, S (1,4) OBP: 0.400, SLG: 0.333			G3			HBP 1B		K		3	1	1	0	0	1	0						
Jim Kaat, L (1,1) Richie Hebner, L (8,PH) OBP: 0.396, SLG: 0.461			K			F5		E 1B 1B		2	0	0	0	0	1	1						
Inning Stats	R: 0 E: 0 K: 1 S: 5	H: 0 LOB: 0 BB: 0 P: 5	R: 0 E: 0 K: 1 S: 5	H: 0 LOB: 0 BB: 0 P: 5	R: 0 E: 0 K: 1 S: 5	H: 0 LOB: 0 BB: 0 P: 5	R: 0 E: 0 K: 1 S: 6	H: 1 LOB: 1 BB: 0 P: 6	R: 0 E: 0 K: 0 S: 3	H: 0 LOB: 0 BB: 0 P: 3	R: 1 E: 0 K: 0 S: 4	H: 2 LOB: 1 BB: 0 P: 5	R: 0 E: 0 K: 0 S: 3	H: 0 LOB: 0 BB: 0 P: 3	R: 2 E: 2 K: 1 S: 8	H: 4 LOB: 2 BB: 1 P: 12		R: 0 E: 0 K: 0 S: 3	H: 0 LOB: 0 BB: 0 P: 3	1B: 6 2B: 0 3B: 0 HR: 1	SF: 0 SAC: 0 DP: 1 HBP: 1	WP: 0 PB: 0 SB: 1 CS: 0
PITCHER	IP	WLS	BF	H	R	ER	SO	BB	IBB	HBP	BLK	WP	HR	S	P	ERA	WHIP					
Craig Swan, R (1,1) ERA: 2.43	7.0		24	3	1	1	4	0	0	1	0	0	0	31	32	1.29	0.429					
Skip Lockwood, R (8,1) ERA: 3.63	2.0	W	10	4	2	2	1	0	1	0	0	0	1	11	15	9.00	2.000					

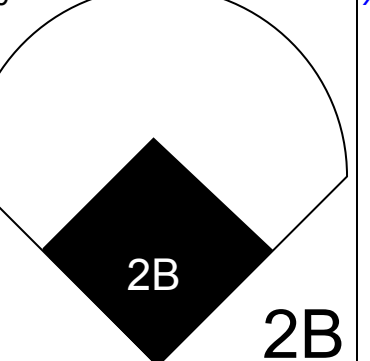
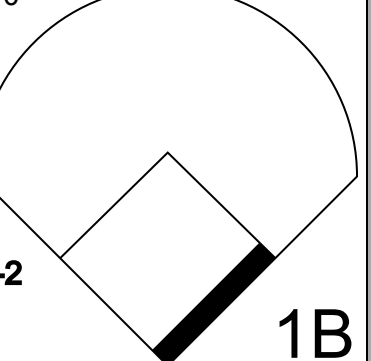
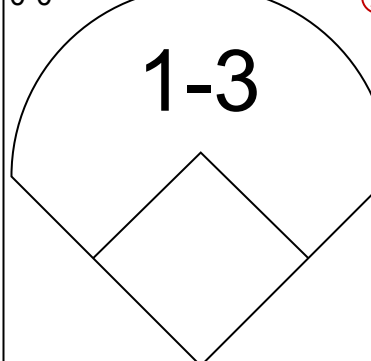
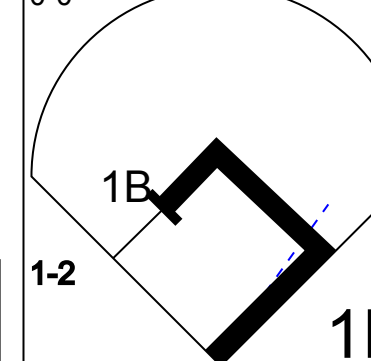
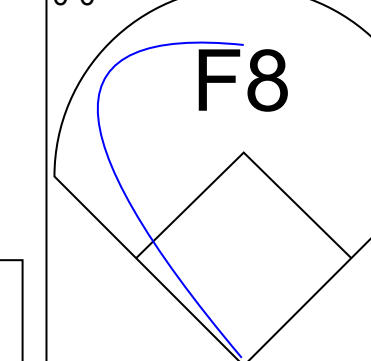
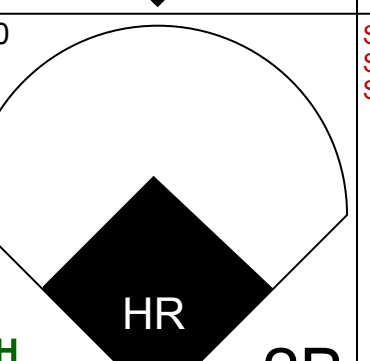
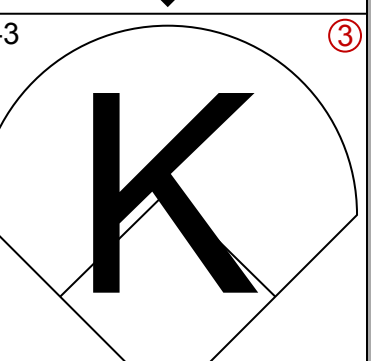
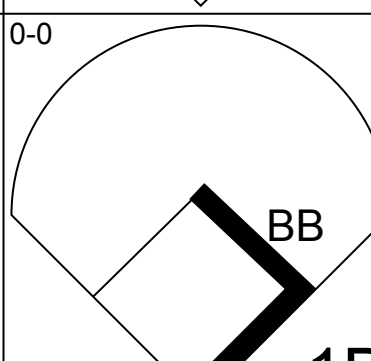
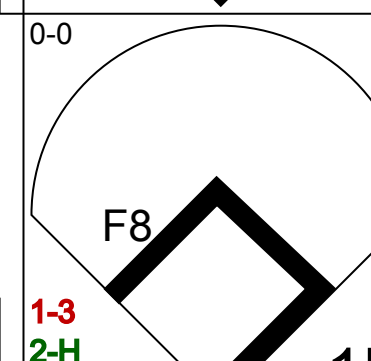
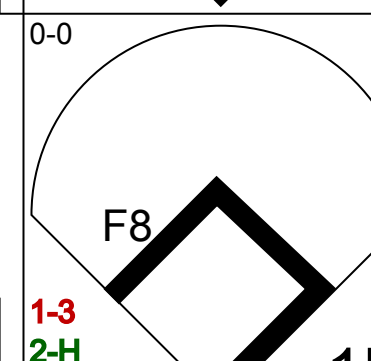
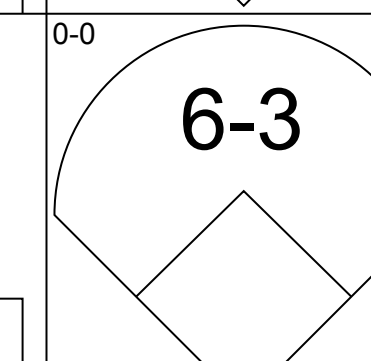
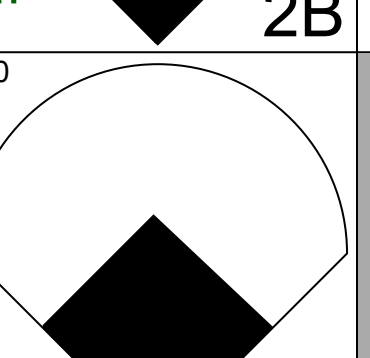
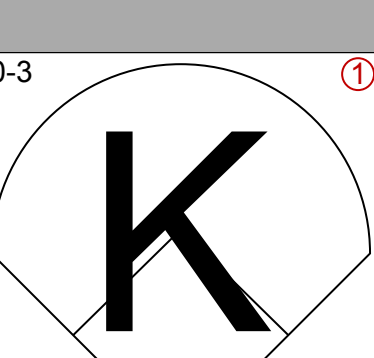
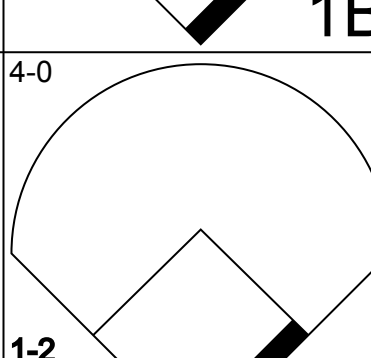
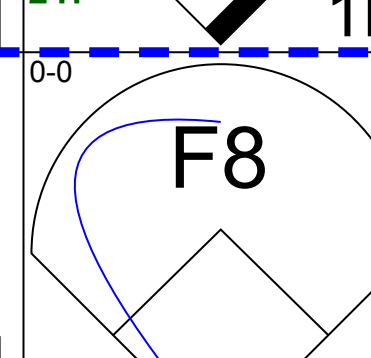
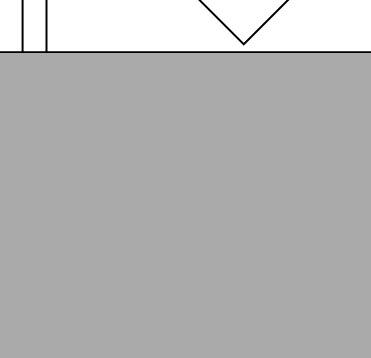
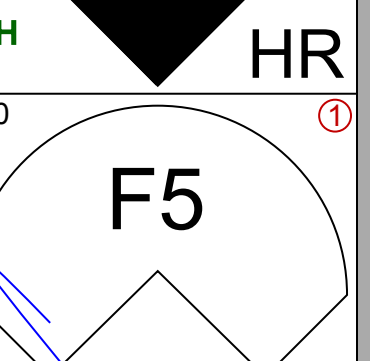
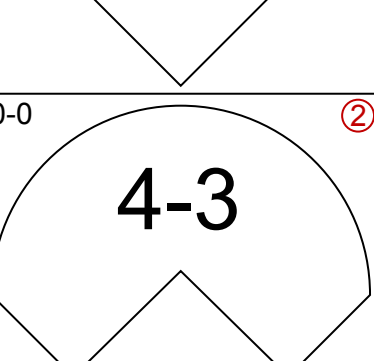
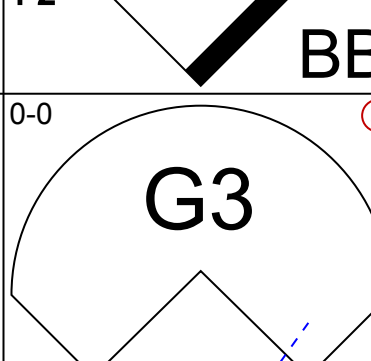
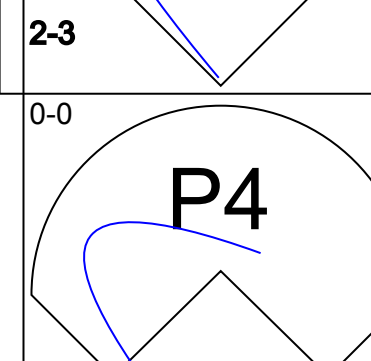

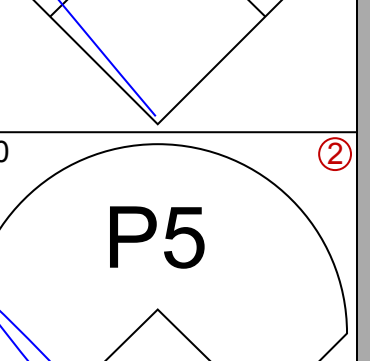
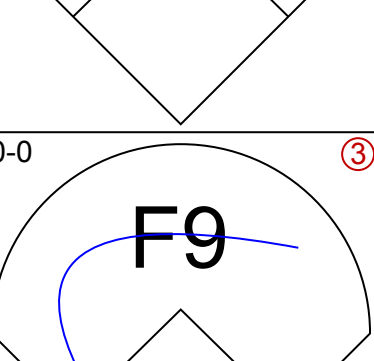
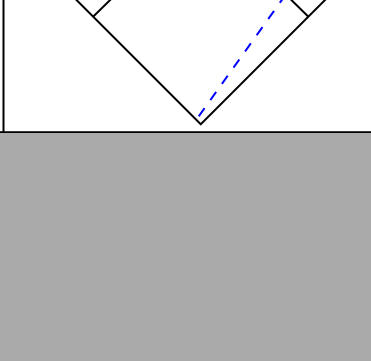
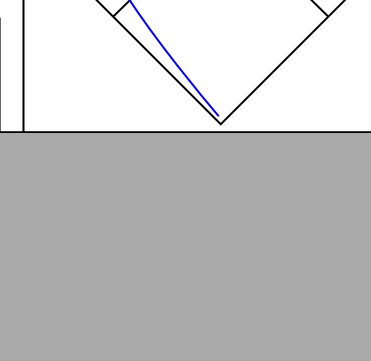

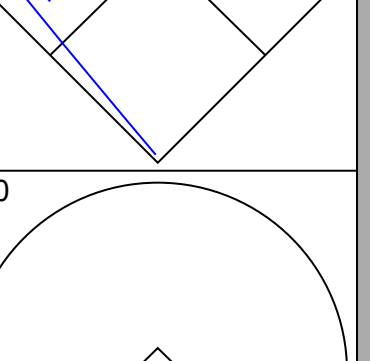
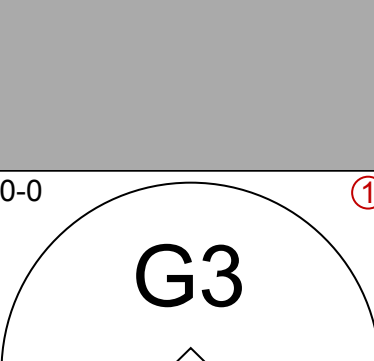
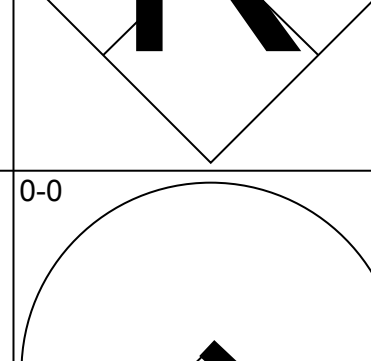
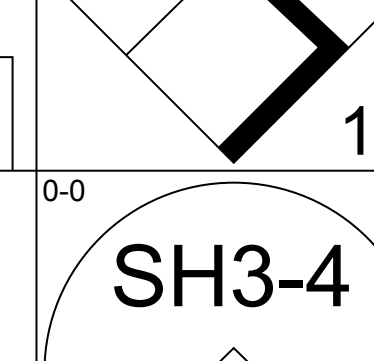
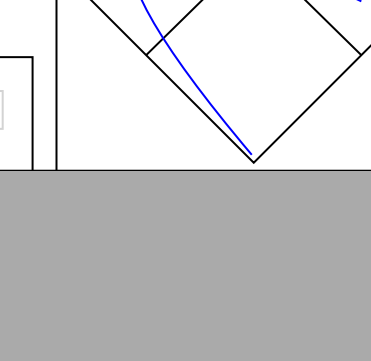
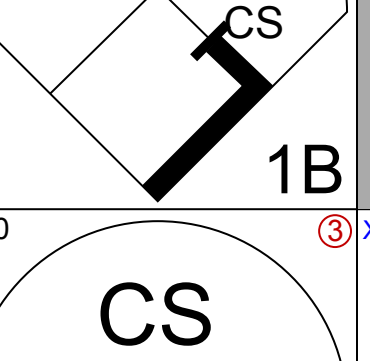
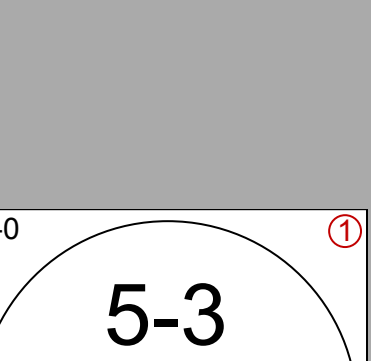
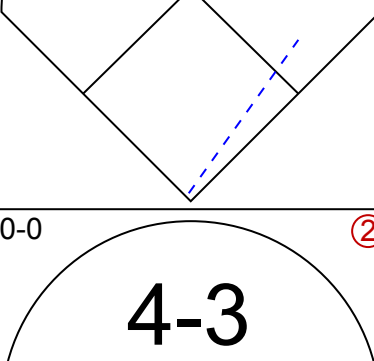
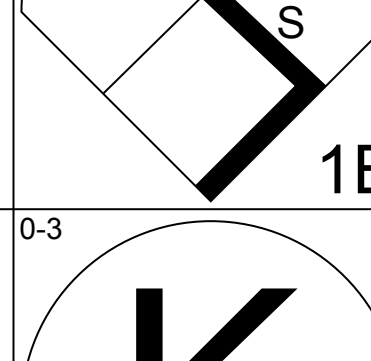
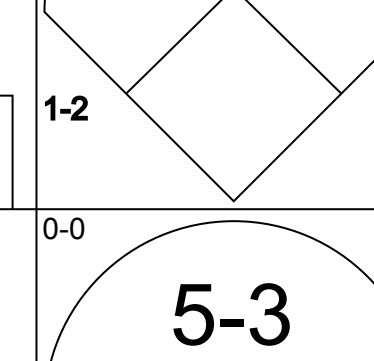


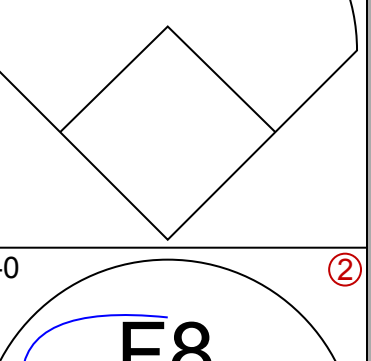

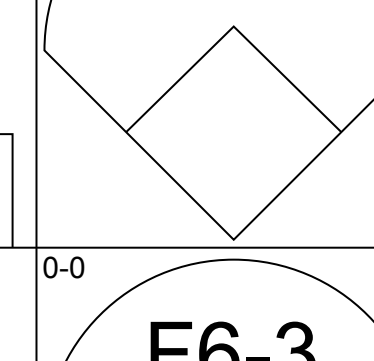

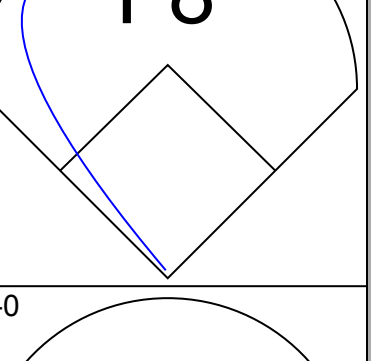
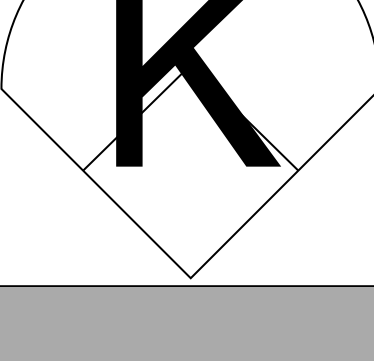
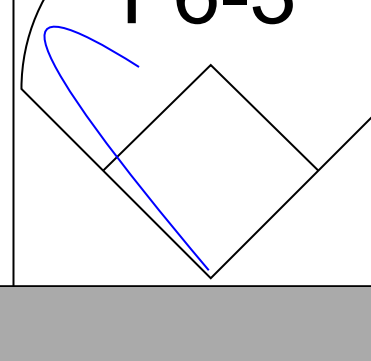
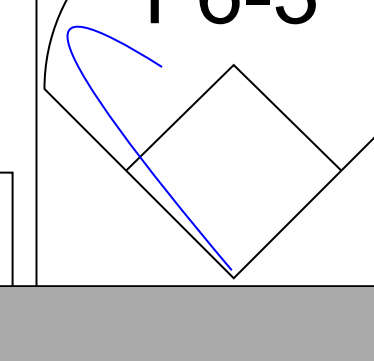




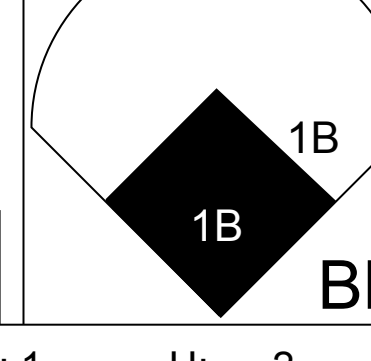
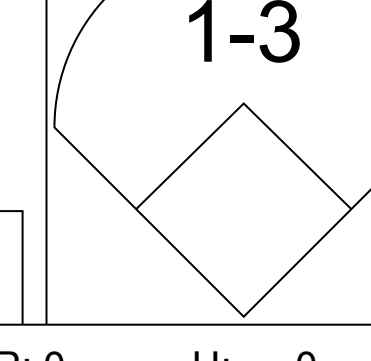
Batter	1	2	3	4	5	6	7	8	9	AB	R	H	RBI	BB	SO	LOB	BOTTOM					
Lenny Randle, S (1,5) OBP: 0.396, SLG: 0.328	CS 1B		G5-4-3 1B			6-3		K	FC6-4 1B	5	0	3	0	0	1	0	Philadelphia Phillies @ New York Mets Shea Stadium, Flushing, NY Fri May 19 1978, 7:05 PM EDT Att: 13,181 - Unknown					
Bobby Valentine, R (1,4) OBP: 0.357, SLG: 0.360 Joel Youngblood, R (4,4) OBP: 0.326, SLG: 0.436	K		G5-4-3 1-2			1B 1B		1B FC4-6 2B	FC6-4 1B IBB	2	0	0	0	0	1	3						
Steve Henderson, R (1,7) OBP: 0.327, SLG: 0.383	1-3			K		G4-6-3 1B		FC4-6 1B	1B IBB	4	0	2	0	1	1	0						
Willie Montanez, L (1,3) OBP: 0.290, SLG: 0.333		FC4 1B				G4-6-3 1-2		FC4-6 1B	FC4-6 1B	5	1	3	2	0	0	3						
Tom Grieve, R (1,9) OBP: 0.321, SLG: 0.333 Sergio Ferrer, S (8,PR) OBP: 0.200, SLG: 0.200		F8		F8		F9		E 1B BB		3	0	0	0	1	0	2						
John Stearns, R (1,2) OBP: 0.341, SLG: 0.293		K		F9		F8		E5 1B		0	1	0	0	0	0	0						
Lee Mazzilli, S (1,8) OBP: 0.371, SLG: 0.473		FC4 1-2				6-3			1-2 2-H 3-H	4	0	2	2	0	0	1						
Doug Flynn, R (1,6) OBP: 0.281, SLG: 0.263			1B SH1 1B			F6-3			K	3	0	1	0	1	1	2						
Craig Swan, R (1,1) ERA: 2.59 Elliott Maddox, R (7,PH) OBP: 0.386, SLG: 0.333 Skip Lockwood, R (8,1) Bruce Boisclair, L (8,PH) OBP: 0.318, SLG: 0.282			SH1			4-3		F8	1B 2B	1	0	0	0	0	0	0						
Inning Stats	R: 0 E: 0 K: 1 S: 5	H: 1 LOB: 0 BB: 0 P: 5	R: 0 E: 0 K: 1 S: 6	H: 1 LOB: 0 BB: 0 P: 6	R: 0 E: 0 K: 0 S: 4	H: 2 LOB: 1 BB: 0 P: 4	R: 0 E: 0 K: 1 S: 6	H: 1 LOB: 1 BB: 0 P: 6	R: 0 E: 0 K: 0 S: 3	H: 0 LOB: 0 BB: 0 P: 3	R: 0 E: 0 K: 0 S: 4	H: 2 LOB: 1 BB: 0 P: 4	R: 0 E: 0 K: 0 S: 4	H: 1 LOB: 2 BB: 1 P: 8	R: 3 E: 1 K: 2 S: 11	H: 3 LOB: 2 BB: 1 P: 15		R: 1 E: 0 K: 0 S: 4	H: 3 LOB: 3 BB: 1 P: 8	1B: 11 2B: 3 3B: 0 HR: 0	SF: 0 SAC: 1 DP: 2 HBP: 0	WP: 0 PB: 0 SB: 0 CS: 1
PITCHER	IP	WLS	BF	H	R	ER	SO	BB	IBB	HBP	BLK	WP	HR	S	P	ERA	WHIP					
Jim Kaat, L (1,1) ERA: 2.59	7.0		27	8	0	0	3	0	0	0	0	0	0	32	36	0.00	1.143					
Tug McGraw, L (8,1) ERA: 3.6	1.1	L	13	6	4	2	2	1	1	0	0	0	0	15	23	13.50	5.250					

Batter	1	2	3	4	5	6	7	8	9	10	11	AB	R	H	RBI	BB	SO	LOB	TOP	
Bake McBride, L OBP: 0.360, SLG: 0.384 (1.9)												7	2	2	0	0	1	5		
Larry Bowa, S OBP: 0.347, SLG: 0.367 (1.6)												6	2	4	1	0	0	0		
Mike Schmidt, R OBP: 0.373, SLG: 0.507 (1.5)												6	0	2	0	0	1	4		
Greg Luzinski, R OBP: 0.387, SLG: 0.544 Jerry Martin, R OBP: 0.340, SLG: 0.439 (7.7)												3	0	1	1	1	0	1		
Richie Hebner, L OBP: 0.342, SLG: 0.446 Jose Cardenal, R OBP: 0.317, SLG: 0.446 (7.7)												3	0	0	0	0	0	1		
Ron Reed, R Jay Johnstone, L Tug McGraw, R Davey Johnson, R Gene Garber, R (11.1)												3	0	0	0	0	0	0		
Garry Maddox, R OBP: 0.349, SLG: 0.322 (1.8)												5	2	2	1	1	0	1		
Tim McCarver, L OBP: 0.548, SLG: 0.531 (7.3)												6	1	4	1	0	0	1		
Bud Harrelson, S OBP: 0.387, SLG: 0.308 (1.4)												5	0	1	0	1	1	4		
Steve Carlton, L Bob Boone, R OBP: 0.368, SLG: 0.459 (7.2)												3	0	2	1	0	0	0		
Inning Stats	R: 0 E: 0 K: 1 S: 6	H: 1 LOB: 1 BB: 0 P: 6	R: 2 E: 0 K: 0 S: 6	H: 3 LOB: 1 BB: 0 P: 6	R: 1 E: 0 K: 2 S: 9	H: 2 LOB: 1 BB: 0 P: 9	R: 0 E: 0 K: 0 S: 4	H: 2 LOB: 1 BB: 0 P: 4	R: 0 E: 0 K: 1 S: 5	H: 0 LOB: 1 BB: 1 P: 9	R: 0 E: 0 K: 1 S: 7	H: 2 LOB: 2 BB: 0 P: 7	R: 0 E: 0 K: 0 S: 4	H: 1 LOB: 1 BB: 0 P: 4	R: 5 E: 1 K: 0 S: 8	H: 5 LOB: 2 BB: 2 P: 16	1B: 15 2B: 3 3B: 1 HR: 0	SF: 1 SAC: 0 DP: 1 HBP: 0	WP: 1 PB: 0 SB: 2 CS: 0	PA: 55
PITCHER	IP WLS BF H R ER SO BB IBB HBP BLK WP HR S P ERA WHIP	IP WLS BF H R ER SO BB IBB HBP BLK WP HR S P ERA WHIP																		
Mike Buehrer, R ERA: 3.69 (1.1)	0.1	2	0	0	0	0	1	0	0	0	0	0	0	1	5	0.00	3.000			
Mardie Comejo, R ERA: 3.75 (7.1)	0.1	1	0	0	0	0	0	0	0	0	0	0	0	1	1	0.00	0.000			
Paul Siebert, L ERA: 1.25 (7.1)	1.1	7	2	0	0	1	1	0	0	0	0	0	0	8	12	0.00	2.250			
Butch Metzger, R ERA: 6.86 (8.1)	2.0	L	14	6	5	5	1	1	1	0	0	1	0	14	22	22.50	3.500			
Dale Murray, R ERA: 5.19 (9.1)																				

Philadelphia Phillies @ New York Mets
Shea Stadium, Flushing, NY
Sat May 20 1978, 3:33 AM EDT
Att: 14,110 - Unknown

AB 50
R 9
H 19
RBI 8
BB 4
SO 5
LOB 25



Batter	1	2	3	4	5	6	7	8	9	10	11	AB	R	H	RBI	BB	SO	LOB	BOTTOM			
Lenny Randle, S OBP: 0.403, SLG: 0.347 (1.5)												5	1	3	0	0	0	0				
Lee Mazzilli, S OBP: 0.378, SLG: 0.484 (1.8)												5	1	3	2	0	1	2				
Steve Henderson, R OBP: 0.329, SLG: 0.400 (1.7)												4	1	1	2	1	1	1				
Willie Montanez, L OBP: 0.281, SLG: 0.322 (1.3)												5	0	0	0	0	0	3				
Tom Grieve, R OBP: 0.313, SLG: 0.321 Sergio Ferrer, S OBP: 0.167, SLG: 0.167 (8.9)												4	0	1	0	0	1	0				
John Stearns, R OBP: 0.345, SLG: 0.300 (1.2)												4	0	2	0	0	0	0				
Joel Youngblood, R OBP: 0.298, SLG: 0.395 (9.9)												4	0	0	0	0	1	3				
Dale Murray, R Kevin Kobel, R Ed Kranepool, L OBP: 0.273, SLG: 0.276 (11.1)												5	0	0	0	0	1	3				
Doug Flynn, R OBP: 0.272, SLG: 0.254 (9.4)												2	0	1	0	0	0	0				
Mike Buehrer, R ERA: 2.76 Mardie Comejo, R ERA: 2.33 Tug McGraw, L ERA: 3.15 Gene Garber, R ERA: 1.25 (11.1)												2	0	1	0	0	0	0				
Inning Stats	R: 3 E: 0 K: 0 S: 6	H: 4 LOB: 0 BB: 0 P: 6	R: 0 E: 0 K: 1 S: 7	H: 2 LOB: 2 BB: 0 P: 7	R: 0 E: 0 K: 1 S: 5	H: 0 LOB: 0 BB: 0 P: 5	R: 0 E: 0 K: 1 S: 5	H: 0 LOB: 0 BB: 0 P: 5	R: 0 E: 0 K: 2 S: 8	H: 1 LOB: 1 BB: 1 P: 8	R: 1 E: 0 K: 0 S: 4	H: 2 LOB: 1 BB: 1 P: 8	R: 0 E: 0 K: 0 S: 4	H: 0 LOB: 2 BB: 0 P: 4	R: 0 E: 0 K: 0 S: 3	H: 0 LOB: 0 BB: 0 P: 3	R: 0 E: 0 K: 1 S: 5	H: 0 LOB: 0 BB: 0 P: 5	1B: 8 2B: 2 3B: 0 HR: 1	SF: 0 SAC: 1 DP: 0 HBP: 0	WP: 0 PB: 0 SB: 1 CS: 1	PA: 45
PITCHER	IP WLS BF H R ER SO BB IBB HBP BLK WP HR S P ERA WHIP	IP WLS BF H R ER SO BB IBB HBP BLK WP HR S P ERA WHIP																				
Steve Carlton, L ERA: 2.76 (1.1)	1.2	6	1	0	0	0	0	0	0	0	0	0	0	6	6	0.00	0.600					
Ron Reed, R ERA: 2.33 (7.1)	2.0	W	6	0	0	0	0	0	0	0	0	0	0	6	6	0.00	0.000					
Tug McGraw, L ERA: 3.15 (9.1)	1.0	3	0	0	0	1	0	0	0	0	0	0	0	5	5	0.00	0.000					
Gene Garber, R ERA: 1.25 (11.1)																						

Philadelphia Phillies @ New York Mets
Shea Stadium, Flushing, NY
Sat May 20 1978, 3:33 AM EDT
Att: 14,110 - Unknown

AB 41
R 4
H 11
RBI 4
BB 2
SO 6
LOB 12



Batter	1	2	3	4	5	6	7	8	9	AB	R	H	RBI	BB	SO	LOB	TOP								
Lenny Randle, S (1.5)	L8		FC5-4 1-3 2B	F9			K	F7		5	0	1	0	0	1	4	New York Mets @ Pittsburgh Pirates Three Rivers Stadium, Pittsburgh, PA Tue May 23 1978, 7:05 PM EDT Att: 2,869 - Unknown								
Elliott Maddox, R (1.9)	5-3		FC5-4 BB	CS			FC6-4 BB	E5 5-3 1B		2	1	0	0	3	0										
Lee Mazzilli, S (1.8)	K		SF7	F8			K	5-3 1B		4	1	1	1	0	2	4									
Steve Henderson, R (1.7)		K	FC5-4 3-H 1-2 2-3	K			FC6-4 1-2	5-3 1B		5	0	0	0	0	2	8									
Willie Montanez, L (1.3)		1B	G3	CS		K		F9 1B	1B IBB	4	0	1	0	1	1	2									
John Stearns, R (1.2)	S BB			F7		P4		2B 1B	1-2 2-H 3-H	4	1	2	2	1	0	0									
Tim Foli, R (1.6)	1-3			1B		1-3		F9 1B	P4 1B	5	1	1	0	0	0	4									
Doug Flynn, R (1.4)			1B	5-3 2-H 1B			1B	1B	K	5	2	4	2	0	1	2									
Nino Espinosa, R (1.1)			2B	5-3			E2 BB 1B			3	1	2	1	0	0	1									
Joel Youngblood, R (8, PH)			SF7 1B							1	0	1	1	0	0	0									
Skip Lockwood, R (8, 1)										0	0	0	0	0	0	0									
Inning Stats	R: 0 E: 0 K: 1 S: 5	H: 0 LOB: 0 BB: 0 P: 5	R: 0 E: 0 K: 1 S: 5	H: 1 LOB: 1 BB: 1 P: 9	R: 2 E: 0 K: 0 S: 6	H: 3 LOB: 2 BB: 1 P: 10	R: 1 E: 0 K: 0 S: 5	H: 2 LOB: 1 BB: 0 P: 5	R: 0 E: 0 K: 1 S: 4	H: 0 LOB: 0 BB: 1 P: 8	R: 0 E: 0 K: 1 S: 5	H: 0 LOB: 0 BB: 0 P: 5	R: 0 E: 0 K: 2 S: 9	H: 2 LOB: 1 BB: 1 P: 13	R: 2 E: 0 K: 0 S: 6	H: 3 LOB: 1 BB: 0 P: 6	R: 2 E: 1 K: 1 S: 8	H: 2 LOB: 2 BB: 1 P: 12	1B: 9 2B: 3 3B: 1 HR: 0	SF: 1 SAC: 0 DP: 0 HBP: 0	WP: 0 PB: 0 SB: 1 CS: 1	PA: 45			
PITCHER	IP	WLS	BF	H	R	ER	SO	BB	IBB	HBP	BLK	WP	HR	S	P	ERA	WHIP								
Jerry Reuss, L (1.1)	5.0		22	6	3	3	3	3	0	0	0	0	0	25	37	5.40	1.800								
Grant Jackson, L (6.1)	3.0	L	15	5	2	2	3	1	0	0	0	0	0	20	24	6.00	2.000								
Jim Bibby, R (9.1)	1.0		7	2	2	1	1	0	1	0	0	0	0	8	12	9.00	2.000								

AB 38
R 7
H 13
RBI 7
BB 5
SO 7
LOB 25



Batter	1	2	3	4	5	6	7	8	9	AB	R	H	RBI	BB	SO	LOB	BOTTOM								
Frank Taveras, R (1.6)	K		9-6 1B		P6		E6 1B		K	5	1	2	0	0	2	3	New York Mets @ Pittsburgh Pirates Three Rivers Stadium, Pittsburgh, PA Tue May 23 1978, 7:05 PM EDT Att: 2,869 - Unknown								
Omar Moreno, L (1.8)	F7		9-6 1-2		F4-3		2-H 1B	K		5	0	1	1	0	1	4									
Dave Parker, L (1.9)	1B			F4-3	6-3		F7			4	0	1	0	0	0	2									
John Milner, L (1.7)	F5			1B	2B		F6	F4-3		4	1	1	0	0	0	1									
Willie Stargell, L (1.3)		K		2-H 1B			F5	F9		4	0	1	1	0	1	0									
Jim Bibby, R (9.1)										0	0	0	0	0	0	0									
Phil Garner, R (1.5)		PB BB		F8	FC4-6 BB			6-3		2	0	0	0	2	0	1									
Duffy Dyer, R (1.2)					1-3		FC4-6 1-2	1B		2	0	0	0	0	1	2									
Grant Jackson, S (6.1)		K								1	0	0	0	0	0	1									
Steve Brye, R (9.7)								1B		1	0	1	0	0	0	0									
Fernando Gonzalez, R (1.4)		K			2B			1-3	F3	4	1	1	0	0	1	2									
Jerry Reuss, L (1.1)					2B					1	0	0	0	0	0	0									
Ed Ott, L (5, PH)				5-3	F4-3 2-H 2B			F9	1-2 1B	3	0	2	1	0	0	0									
Inning Stats	R: 0 E: 0 K: 1 S: 6	H: 1 LOB: 1 BB: 0 P: 6	R: 0 E: 0 K: 3 S: 9	H: 0 LOB: 1 BB: 1 P: 13	R: 0 E: 0 K: 0 S: 3	H: 1 LOB: 0 BB: 0 P: 3	R: 1 E: 0 K: 0 S: 5	H: 2 LOB: 1 BB: 0 P: 5	R: 1 E: 0 K: 0 S: 5	H: 2 LOB: 1 BB: 0 P: 5	R: 0 E: 0 K: 0 S: 3	H: 0 LOB: 0 BB: 0 P: 3	R: 0 E: 0 K: 2 S: 9	H: 2 LOB: 2 BB: 0 P: 9	R: 0 E: 0 K: 2 S: 9	H: 2 LOB: 2 BB: 0 P: 9	1B: 7 2B: 4 3B: 0 HR: 0	SF: 0 SAC: 0 DP: 1 HBP: 0	WP: 0 PB: 1 SB: 0 CS: 0	PA: 38					
PITCHER	IP	WLS	BF	H	R	ER	SO	BB	IBB	HBP	BLK	WP	HR	S	P	ERA	WHIP								
Nino Espinosa, R (1.1)	7.0		30	8	3	2	4	2	0	0	0	0	0	36	44	2.57	1.429								
Skip Lockwood, R (8.1)	2.0	S	8	2	0	0	2	0	0	0	0	0	0	12	12	0.00	1.000								



Batter	1	2	3	4	5	6	7	8	9	10	AB	R	H	RBI	BB	SO	LOB	TOP							
Lenny Randle, S (1.5) OBP: 0.379, SLG: 0.331	E5 4-3 1B	4-3			G3		K		G6-3 1B		5	1	1	0	0	1	0								
Elliott Maddox, R (1.9) OBP: 0.394, SLG: 0.327	4-3				E5 1B		4-3		G6-3 1B		4	0	1	0	0	1	1								
Dale Murray, R (7.1)	4-3				K		4-3		G6-3 1B		0	0	0	0	0	0	0								
Kevin Kobel, R (8.1)	4-3				K		4-3		G6-3 1B		0	0	0	0	0	0	0								
Ed Kranepool, L (9, PH) OBP: 0.265, SLG: 0.267	1-3				1B		4-3		G6-3 1B		1	0	0	0	0	0	1								
Skip Lockwood, R (9.1)	4-3				1B		4-3		G6-3 1B		0	0	0	0	0	0	0								
Lee Mazzilli, S (1.8) OBP: 0.328, SLG: 0.479	1B 1B				4-3		F2		HR 1B		5	2	2	1	0	0	1								
Steve Henderson, R (1.7) OBP: 0.324, SLG: 0.400	1B 1B				F9		1B 1B		K 1B		5	0	2	0	0	2	1								
Willie Montanez, L (1.3) OBP: 0.298, SLG: 0.375	1B 1B				K		F7		HR		5	2	3	4	0	1	1								
Ron Hodges, L (1.2) OBP: 0.308, SLG: 0.190	1B 1B				6-3		FC6-4 1B		F7 HR		5	0	2	0	0	0	0								
Tim Foli, R (1.6) OBP: 0.208, SLG: 0.219	FC5-4 1B				2B		P4		FC6-4 1B		4	0	2	0	0	0	4								
Doug Flynn, R (1.4) OBP: 0.274, SLG: 0.277	F9				F6-3		FC6-4		FC6-4		4	0	0	0	0	0	4								
Pat Zachry, R (1.1)	4-3				6-3		F8		4-3		2	0	0	0	0	0	0								
Paul Siebert, L (6.1)	4-3				6-3		F8		4-3		0	0	0	0	0	0	0								
Bruce Boisclair, L (7, PH) (7.9)	4-3				6-3		F8		4-3		2	0	0	0	0	0	0								
Inning Stats	R: 2 E: 1 K: 0 S: 7	H: 4 LOB: 2 BB: 0 P: 7	R: 0 E: 0 K: 0 S: 3	H: 0 LOB: 0 BB: 0 P: 3	R: 0 E: 0 K: 1 S: 5	H: 0 LOB: 0 BB: 0 P: 5	R: 0 E: 0 K: 1 S: 6	H: 1 LOB: 1 BB: 0 P: 6	R: 0 E: 1 K: 0 S: 4	H: 1 LOB: 1 BB: 0 P: 4	R: 0 E: 0 K: 0 S: 5	H: 2 LOB: 2 BB: 0 P: 5	R: 0 E: 0 K: 1 S: 5	H: 0 LOB: 0 BB: 0 P: 5	R: 2 E: 0 K: 1 S: 8	H: 3 LOB: 1 BB: 0 P: 8	R: 0 E: 0 K: 0 S: 3	H: 1 LOB: 0 BB: 0 P: 3	R: 1 E: 0 K: 1 S: 6	H: 1 LOB: 0 BB: 0 P: 6	1B: 10 2B: 1 3B: 0 HR: 2	SF: 0 SAC: 0 DP: 1 HBP: 0	WP: 0 PB: 0 SB: 1 CS: 0	PA: 42	
PITCHER	IP	WLS	BF	H	R	ER	SO	BB	IBB	HBP	BLK	WP	HR	S	P	ERA	WHIP								
Don Robinson, R (1.1) ERA: 2.48	8.0		35	11	4	3	4	0	0	0	0	0	1	43	43	3.38	1.375								
Kent Tekulve, R (9.1) ERA: 2.36	2.0	W	7	2	1	1	1	0	0	0	0	0	1	9	9	4.50	1.000								

New York Mets @ Pittsburgh Pirates
Three Rivers Stadium, Pittsburgh, PA
Wed May 24 1978, 7:05 PM EDT
Att: 5,302 - Unknown

AB 42
R 5
H 13
RBI 5
BB 0
SO 5
LOB 13



Batter	1	2	3	4	5	6	7	8	9	10	AB	R	H	RBI	BB	SO	LOB	BOTTOM							
Frank Taveras, R (1.6) OBP: 0.311, SLG: 0.340	F4		F8			2B 2B		SH1-4		SH1-4 1B BB	3	2	1	0	1	0	0								
Omar Moreno, L (1.8) OBP: 0.339, SLG: 0.307	K				F8	P1		3-1		SH1-4	4	0	0	0	0	1	3								
Dave Parker, L (1.9) OBP: 0.371, SLG: 0.510	F7				F7	1B 2B		2B		1B IBB	4	1	2	2	1	0	0								
Rennie Stennett, R (1.4) OBP: 0.306, SLG: 0.380	P3				6-3	CS 1B		IBB		1B	4	0	2	3	1	0	0								
Willie Stargell, L (1.3) OBP: 0.345, SLG: 0.429	BB				F5	F6		G3			3	0	0	0	1	0	3								
Steve Bnye, R (1.7) OBP: 0.368, SLG: 0.400	K				2B 1B BB	F		F5-4-3 HBP		F8	3	1	0	0	1	1	2								
Ed Ott, L (1.2) OBP: 0.297, SLG: 0.372	K				1B 2B	F5-4-3		G3			4	0	1	0	0	1	2								
Phil Garner, R (1.5) OBP: 0.296, SLG: 0.372	F9				1B	F4-3		F7			4	0	1	1	0	0	0								
Don Robinson, R (1.1) OBP: 0.208, SLG: 0.250	F9				1B	F4-3		F7			2	0	0	0	0	2	1								
John Milner, R (8, PH) ERA: 1.23	K				K			3-1 SH1-4 2B BB		SH1-4 1B BB	0	0	0	0	1	0	0								
Mario Mendoza, R (8, PR) OBP: 0.286, SLG: 0.400	K				K			3-1 SH1-4 2B BB		SH1-4 1B BB	0	1	0	0	0	0	0								
Kent Tekulve, R (9.1)	K				K			3-1 SH1-4 2B BB		SH1-4 1B BB	0	0	0	0	0	0	0								
Jim Fregosi, R (10, PH) ERA: 3.51	K				K			3-1 SH1-4 2B BB		SH1-4 1B BB	1	1	1	0	0	0	0								
Inning Stats	R: 0 E: 0 K: 1 S: 5	H: 0 LOB: 0 BB: 0 P: 5	R: 0 E: 0 K: 2 S: 7	H: 0 LOB: 1 BB: 1 P: 11	R: 0 E: 0 K: 1 S: 5	H: 0 LOB: 0 BB: 0 P: 5	R: 0 E: 0 K: 0 S: 3	H: 0 LOB: 0 BB: 0 P: 3	R: 1 E: 0 K: 1 S: 6	H: 2 LOB: 1 BB: 1 P: 10	R: 2 E: 0 K: 0 S: 5	H: 3 LOB: 0 BB: 0 P: 5	R: 0 E: 0 K: 2 S: 2	H: 0 LOB: 0 BB: 0 P: 3	R: 1 E: 0 K: 0 S: 4	H: 1 LOB: 2 BB: 2 P: 12	R: 0 E: 0 K: 0 S: 3	H: 0 LOB: 0 BB: 0 P: 3	R: 2 E: 0 K: 0 S: 3	H: 2 LOB: 2 BB: 2 P: 11	1B: 4 2B: 4 3B: 0 HR: 0	SF: 0 SAC: 2 DP: 1 HBP: 1	WP: 0 PB: 0 SB: 0 CS: 1	PA: 41	
PITCHER	IP	WLS	BF	H	R	ER	SO	BB	IBB	HBP	BLK	WP	HR	S	P	ERA	WHIP								
Pat Zachry, R (1.1) ERA: 3.86	5.1		22	5	3	3	5	2	0	0	0	0	0	30	38	5.06	1.312								
Paul Siebert, L (6.1) ERA: 1.23	0.2		2	0	0	0	0	0	0	0	0	0	0	1	1	0.00	0.000								
Dale Murray, R (7.1) ERA: 5.25	1.1		5	0	1	1	0	1	0	1	0	0	0	3	8	6.75	0.750								
Kevin Kobel, L (8.1) ERA:	0.2		4	1	0	0	0	0	1	0	0	0	0	3	7	0.00	1.500								
Skip Lockwood, R (9.1) ERA: 3.51	1.1	L	8	2	2	2	0	1	1	0	0	0	0	6	14	13.50	2.250								

New York Mets @ Pittsburgh Pirates
Three Rivers Stadium, Pittsburgh, PA
Wed May 24 1978, 7:05 PM EDT
Att: 5,302 - Unknown

AB 32
R 6
H 8
RBI 6
BB 6
SO 5
LOB 11



Batter	1	2	3	4	5	6	7	8	9	10	11	AB	R	H	RBI	BB	SO	LOB	TOP								
Lenny Randle, S OBP: 0.378, SLG: 0.331 Bobby Valentine, R OBP: 0.353, SLG: 0.355 (11, PR)	4-3		K			FC3-6 1B	F9		FC6-4 1-2		1B	6	0	2	1	0	1	4									
Elliott Maddox, R OBP: 0.377, SLG: 0.328	1-3		2B			FC3-6 1B 1-2		4-3		6-3	1-3	6	1	1	0	0	0	2									
Lee Mazzilli, S OBP: 0.385, SLG: 0.480	S BB		P6			2B 1B		G6-4-3 1B		F8		4	1	2	0	1	0	1									
Steve Henderson, R OBP: 0.320, SLG: 0.390	K			1-3		K			G6-4-3 1-2		S BB	4	0	0	0	1	2	4									
Willie Montanez, L OBP: 0.301, SLG: 0.376		K		L4						3-1		4	0	1	2	1	1	0									
Ron Hodges, L OBP: 0.323, SLG: 0.231	S 1B			K							DI BB	5	0	2	0	0	3	3									
Tim Foli, R OBP: 0.207, SLG: 0.231	F9											5	0	1	0	0	0	1									
Doug Flynn, R OBP: 0.269, SLG: 0.272 Bruce Boisclair, L OBP: 0.300, SLG: 0.263 Joel Youngblood, R OBP: 0.315, SLG: 0.388	F9											3	0	0	0	0	0	1									
Craig Swan, R OBP: 0.227, SLG: 0.227 Tom Grieve, R OBP: 0.303, SLG: 0.310 Dale Murray, R OBP: 0.315, SLG: 0.388	F9											3	0	1	0	0	0	0									
Inning Stats	R: 0 E: 0 K: 1 S: 5	H: 0 LOB: 1 BB: 1 P: 9	R: 0 E: 0 K: 1 S: 6	H: 1 LOB: 1 BB: 0 P: 6	R: 0 E: 0 K: 1 S: 6	H: 1 LOB: 0 BB: 0 P: 6	R: 0 E: 0 K: 1 S: 5	H: 0 LOB: 0 BB: 0 P: 5	R: 0 E: 0 K: 0 S: 3	H: 0 LOB: 0 BB: 0 P: 3	R: 2 E: 0 K: 2 S: 10	H: 3 LOB: 1 BB: 0 P: 10	R: 0 E: 0 K: 0 S: 3	H: 1 LOB: 0 BB: 0 P: 3	R: 0 E: 0 K: 0 S: 5	H: 2 LOB: 3 BB: 1 P: 9	R: 0 E: 0 K: 1 S: 5	H: 0 LOB: 2 BB: 2 P: 13	R: 1 E: 1 K: 0 S: 5	H: 1 LOB: 1 BB: 0 P: 5	1B: 7 2B: 3 3B: 0 HR: 0	SF: 0 SAC: 0 DP: 1 HBP: 0	WP: 1 PB: 0 SB: 3 CS: 0	PA: 47			
PITCHER	IP	WLS	BF	H	R	ER	SO	BB	IBB	HBP	BLK	WP	HR	S	P	ERA	WHIP										
Bert Blyleven, R ERA: 3.95	7.0		28	6	2	0	6	1	0	0	0	0	0	39	43	2.57	1.000										
Bruce Kison, R ERA: 2.7	1.1		6	3	0	0	0	0	0	0	0	0	0	6	6	0.00	2.250										
Grant Jackson, L ERA: 4.85	0.2		3	0	0	0	0	0	1	0	0	0	0	2	6	0.00	0.000										
Kent Tekulve, R ERA: 2.2	2.0	L	10	1	1	0	1	2	0	0	0	1	0	10	18	0.00	1.500										

New York Mets @ Pittsburgh Pirates
Three Rivers Stadium, Pittsburgh, PA
Thu May 25 1978, 7:05 PM EDT
Att. 5,766 - Unknown


AB 43
R 3
H 10
RBI 3
BB 4
SO 7
LOB 19



Batter	1	2	3	4	5	6	7	8	9	10	11	AB	R	H	RBI	BB	SO	LOB	BOTTOM								
Frank Taveras, R OBP: 0.313, SLG: 0.344	F4-3 3-1 2B		F4-3						F4 FC6 1-2			4	1	1	0	1	0	3									
Omar Moreno, L OBP: 0.335, SLG: 0.303	F4-3 2-3		F4-3									5	0	1	0	0	0	4									
Dave Parker, L OBP: 0.366, SLG: 0.506	3-1											5	0	1	1	0	0	4									
Rennie Stennett, R OBP: 0.302, SLG: 0.373	F4-3											5	0	1	0	0	0	1									
Willie Stargell, L OBP: 0.331, SLG: 0.408		3-1		K								5	0	0	0	0	4	1									
Steve Brye, R OBP: 0.371, SLG: 0.418	F9											5	1	2	0	0	0	0									
Ed Ott, L OBP: 0.311, SLG: 0.384												5	0	3	0	0	0	1									
Phil Garner, R OBP: 0.299, SLG: 0.364												3	0	0	0	2	0	2									
Bert Blyleven, R ERA: 3.95 John Montanez, L OBP: 0.315, SLG: 0.271 Bruce Kison, R ERA: 2.7 Grant Jackson, S OBP: 0.315, SLG: 0.388 Jim Fregosi, R OBP: 0.303, SLG: 0.310 Kent Tekulve, R ERA: 2.2	K											1	0	0	1	0	1	0									
Inning Stats	R: 1 E: 0 K: 0 S: 4	H: 1 LOB: 0 BB: 0 P: 4	R: 0 E: 0 K: 0 S: 4	H: 1 LOB: 1 BB: 0 P: 4	R: 0 E: 0 K: 1 S: 5	H: 0 LOB: 0 BB: 0 P: 5	R: 0 E: 0 K: 1 S: 5	H: 0 LOB: 0 BB: 0 P: 5	R: 0 E: 0 K: 0 S: 3	H: 1 LOB: 1 BB: 0 P: 3	R: 0 E: 0 K: 0 S: 4	H: 1 LOB: 1 BB: 0 P: 4	R: 0 E: 0 K: 1 S: 7	H: 2 LOB: 3 BB: 1 P: 11	R: 0 E: 0 K: 1 S: 6	H: 2 LOB: 1 BB: 0 P: 6	R: 0 E: 0 K: 0 S: 3	H: 0 LOB: 0 BB: 0 P: 3	1B: 6 2B: 3 3B: 0 HR: 0	SF: 0 SAC: 1 DP: 1 HBP: 0	WP: 0 PB: 0 SB: 1 CS: 1	PA: 44					
PITCHER	IP	WLS	BF	H	R	ER	SO	BB	IBB	HBP	BLK	WP	HR	S	P	ERA	WHIP										
Craig Swan, R ERA: 2.4	8.0		31	5	2	2	3	1	1	0	0	0	0	35	43	2.25	0.750										
Dale Murray, R ERA: 4.85	3.0	W	13	4	0	0	2	0	1	0	0	0	0	16	20	0.00	1.333										

New York Mets @ Pittsburgh Pirates
Three Rivers Stadium, Pittsburgh, PA
Thu May 25 1978, 7:05 PM EDT
Att. 5,766 - Unknown

AB 40
R 2
H 9
RBI 2
BB 3
SO 5
LOB 19



Batter	1	2	3	4	5	6	7	8	9	AB	R	H	RBI	BB	SO	LOB	TOP								
Lee Mazzilli, S (1, 8) OBP: 0.386, SLG: 0.477										5	0	2	1	0	0	2									
Elliott Maddox, R (1, 5) OBP: 0.366, SLG: 0.318										5	0	1	0	0	0	4									
Bruce Boisclair, L (1, 9) OBP: 0.309, SLG: 0.266										3	2	1	0	1	0	0									
Steve Henderson, R (1, 7)										4	0	2	0	0	1	1									
Willie Montanez, L (1, 3) OBP: 0.316, SLG: 0.407										3	1	3	3	1	0	0									
Ron Hodges, L (1, 2) OBP: 0.286, SLG: 0.200										4	0	0	0	0	0	5									
Tim Foli, R (1, 6) OBP: 0.209, SLG: 0.232										4	0	1	0	0	0	3									
Doug Flynn, R (1, 4) OBP: 0.263, SLG: 0.265										4	0	0	0	0	1	1									
Jerry Koosman, R (1, 1) OBP: 0.087, SLG: 0.174										2	0	0	0	0	1	0									
Ed Kranepool, L (7, PH) OBP: 0.286, SLG: 0.290										1	0	1	0	0	0	0									
Butch Metzger, R (7, 1) OBP: 0.327, SLG: 0.440										0	0	0	0	0	0	0									
Joel Youngblood, R (9, PH) OBP: 0.327, SLG: 0.440										1	1	1	0	0	0	0									
Inning Stats	R: 0 E: 0 K: 0 S: 3	H: 1 LOB: 0 BB: 0 P: 3	R: 0 E: 0 K: 1 S: 5	H: 0 LOB: 1 BB: 1 P: 9	R: 0 E: 0 K: 2 S: 7	H: 0 LOB: 0 BB: 0 P: 7	R: 2 E: 0 K: 0 S: 5	H: 2 LOB: 0 BB: 0 P: 5	R: 0 E: 0 K: 0 S: 3	H: 0 LOB: 0 BB: 0 P: 3	R: 1 E: 0 K: 0 S: 5	H: 3 LOB: 2 BB: 1 P: 9	R: 0 E: 0 K: 0 S: 5	H: 2 LOB: 2 BB: 0 P: 5	R: 0 E: 0 K: 0 S: 5	H: 2 LOB: 2 BB: 0 P: 5	R: 1 E: 0 K: 0 S: 4	H: 2 LOB: 0 BB: 0 P: 4	1B: 10 2B: 0 3B: 1 HR: 1	SF: 0 SAC: 0 DP: 1 HBP: 0	WP: 0 PB: 0 SB: 0 CS: 2	PA: 38			
PITCHER	IP	WLS	BF	H	R	ER	SO	BB	IBB	HBP	BLK	WP	HR	S	P	ERA	WHIP								
Mark Lemongello, R (1, 1) ERA: 4.1	6.1	W	27	8	3	3	3	2	0	0	0	0	1	31	39	4.26	1.579								
Ken Forsch, R (7, 1) ERA: 3.0	2.2	S	11	4	1	1	0	0	0	0	0	0	0	11	11	3.38	1.500								

New York Mets @ Houston Astros
Astrodome, Houston, TX
Fri May 26 1978, 8:05 PM EDT
Att: 11,158 - Dome

AB	36
R	4
H	12
RBI	4
BB	2
SO	3
LOB	16



Batter	1	2	3	4	5	6	7	8	9	AB	R	H	RBI	BB	SO	LOB	BOTTOM								
Terry Puhl, L (1, 9) OBP: 0.382, SLG: 0.436										4	1	1	0	0	0	1									
Julio Gonzalez, R (1, 4) OBP: 0.280, SLG: 0.292										4	0	1	0	0	0	0									
Cesar Cedeno, R (1, 8) OBP: 0.327, SLG: 0.444										4	1	2	0	0	0	2									
Jesus Alou, R (1, 7) OBP: 0.375, SLG: 0.533										2	1	1	3	1	0	0									
Dave Bergman, L (7, 3)										1	0	0	0	0	0	1									
Enos Cabell, R (1, 5) OBP: 0.318, SLG: 0.367										4	1	2	0	0	0	2									
Joe Ferguson, R (1, 2) OBP: 0.343, SLG: 0.387										3	0	0	0	0	1	1									
Jose Cruz, L (1, 3) OBP: 0.350, SLG: 0.395										3	1	1	2	1	0	0									
Roger Metzger, S (1, 6) OBP: 0.300, SLG: 0.287										3	0	1	0	1	0	2									
Mark Lemongello, R (1, 1) OBP: 0.188, SLG: 0.200										3	0	0	0	0	2	2									
Ken Forsch, R (7, 1) OBP: 0.200, SLG: 0.200										0	0	0	0	0	0	0									
Inning Stats	R: 0 E: 0 K: 0 S: 4	H: 1 LOB: 2 BB: 1 P: 8	R: 0 E: 0 K: 1 S: 6	H: 1 LOB: 0 BB: 0 P: 6	R: 3 E: 0 K: 0 S: 6	H: 3 LOB: 0 BB: 0 P: 6	R: 0 E: 0 K: 1 S: 5	H: 0 LOB: 1 BB: 1 P: 9	R: 0 E: 0 K: 0 S: 3	H: 0 LOB: 0 BB: 0 P: 3	R: 2 E: 0 K: 1 S: 7	H: 2 LOB: 0 BB: 0 P: 7	R: 0 E: 0 K: 0 S: 4	H: 1 LOB: 1 BB: 0 P: 4	R: 0 E: 0 K: 0 S: 3	H: 1 LOB: 1 BB: 1 P: 7	1B: 7 2B: 0 3B: 0 HR: 2	SF: 0 SAC: 1 DP: 1 HBP: 0	WP: 0 PB: 1 SB: 1 CS: 1	PA: 35					
PITCHER	IP	WLS	BF	H	R	ER	SO	BB	IBB	HBP	BLK	WP	HR	S	P	ERA	WHIP								
Jerry Koosman, L (1, 1) ERA: 3.52	6.0	L	27	7	5	4	3	2	0	0	0	0	2	31	39	6.00	1.500								
Butch Metzger, R (7, 1) ERA: 6.25	2.0		8	2	0	0	0	0	1	0	0	0	0	7	11	0.00	1.000								

New York Mets @ Houston Astros
Astrodome, Houston, TX
Fri May 26 1978, 8:05 PM EDT
Att: 11,158 - Dome

AB	31
R	5
H	9
RBI	5
BB	3
SO	3
LOB	11



Batter	1	2	3	4	5	6	7	8	9	AB	R	H	RBI	BB	SO	LOB	TOP			
Lee Mazzilli, S OBP: 0.381, SLG: 0.470 (1, 8)										5	0	1	0	0	1	1				
Elliott Maddox, R OBP: 0.356, SLG: 0.310 (1, 5)										5	1	1	0	0	0	1				
Bruce Boisclair, L OBP: 0.323, SLG: 0.345 (1, 9)										5	2	3	1	0	0	1				
Steve Henderson, R OBP: 0.332, SLG: 0.392 (1, 7)										3	3	1	0	2	1	2				
Willie Montanez, L OBP: 0.323, SLG: 0.406 (1, 3)										3	1	1	0	2	0	1				
Ron Hodges, L OBP: 0.289, SLG: 0.281 (1, 2)										2	0	1	2	0	0	0				
John Stearns, R OBP: 0.359, SLG: 0.349 (8, 2)										1	1	1	3	0	0	0				
Tim Foli, R OBP: 0.211, SLG: 0.233 (1, 6)										4	0	1	1	0	0	3				
Doug Flynn, R OBP: 0.269, SLG: 0.271 (1, 4)										4	1	2	1	0	0	3				
Mike Bruhart, R OBP: 0.182, SLG: 0.182 (1, 1)										2	0	0	0	0	1	2				
Kevin Kobel, R OBP: 0.276, SLG: 0.281 (7, 1)										0	0	0	0	0	0	0				
Ed Kranepool, L OBP: 0.323, SLG: 0.281 (7, 1)										0	0	0	0	0	0	1				
Butch Metzger, R OBP: 0.323, SLG: 0.435 (8, 1)										0	0	0	0	0	0	1				
Joel Youngblood, R OBP: 0.323, SLG: 0.435 (8, 1)										0	0	0	0	0	0	1				
Dale Murray, R OBP: 0.323, SLG: 0.435 (8, 1)										0	0	0	0	0	0	1				
Inning Stats	R: 0 E: 1 K: 0 S: 3	H: 0 LOB: 0 BB: 0 P: 3	R: 1 E: 0 K: 0 S: 4	H: 1 LOB: 1 BB: 1 P: 8	R: 0 E: 0 K: 0 S: 3	H: 0 LOB: 0 BB: 0 P: 3	R: 2 E: 0 K: 1 S: 7	H: 2 LOB: 2 BB: 2 P: 15	R: 0 E: 0 K: 0 S: 3	H: 0 LOB: 0 BB: 0 P: 3	R: 1 E: 0 K: 0 S: 5	H: 2 LOB: 1 BB: 0 P: 5	R: 4 E: 0 K: 1 S: 10	H: 5 LOB: 1 BB: 0 P: 10	R: 1 E: 0 K: 0 S: 5	H: 2 LOB: 2 BB: 1 P: 9	1B: 8 2B: 1 3B: 2 HR: 1	SF: 2 SAC: 1 DP: 1 HBP: 0	WP: 0 PB: 0 SB: 0 CS: 0	PA: 43
PITCHER	IP WLS BF H R ER SO BB IBB HBP BLK WP HR S P ERA WHIP																			
Joaquin Andujar, R ERA: 2.41 (1, 1)	4.0 18 3 3 3 1 3 0 0 0 0 0 0 17 29 6.75 1.500																			
Oscar Zamora, R ERA: 7.11 (5, 1)	3.0 13 4 3 3 1 0 0 0 0 1 0 1 15 15 9.00 1.333																			
Joe Sambito, L ERA: 3.67 (8, 1)	0.1 L 3 2 1 1 0 0 0 0 0 0 0 0 0 3 3 27.00 6.000																			
Ken Forsch, R ERA: 3.13 (8, 1)	1.2 9 3 2 2 1 0 1 0 0 0 0 0 10 14 10.80 1.800																			

New York Mets @ Houston Astros
Astrodome, Houston, TX
Sat May 27 1978, 8:05 PM EDT
Att: 26,742 - Dome

AB 36
R 9
H 12
RBI 8
BB 4
SO 3
LOB 16



Batter	1	2	3	4	5	6	7	8	9	AB	R	H	RBI	BB	SO	LOB	BOTTOM					
Terry Puhl, L OBP: 0.383, SLG: 0.435 (1, 9)										5	1	2	1	0	0	0						
Enos Cabell, R OBP: 0.320, SLG: 0.368 (1, 5)										5	1	2	0	0	0	1						
Cesar Cedeño, R OBP: 0.323, SLG: 0.435 (1, 8)										5	0	1	0	0	1	4						
Jose Cruz, L OBP: 0.364, SLG: 0.411 (1, 3)										4	1	3	1	1	0	1						
Denny Walling, L OBP: 0.281, SLG: 0.345 (1, 7)										2	1	0	0	2	0	3						
Ken Forsch, R OBP: 0.200, SLG: 0.200 (8, 1)										0	0	0	0	0	0	0						
Art Howe, R OBP: 0.340, SLG: 0.459 (1, 4)										3	1	1	3	0	0	2						
Joe Ferguson, R OBP: 0.341, SLG: 0.377 (1, 2)										3	1	0	0	1	0	2						
Roger Metzger, S OBP: 0.298, SLG: 0.286 (1, 6)										4	1	1	0	0	1	0						
Joaquin Andujar, S OBP: 0.118, SLG: 0.063 (1, 1)										0	0	0	0	0	0	0						
Jesus Alou, R OBP: 0.375, SLG: 0.533 (4, PH)										1	0	0	0	0	1	0						
Oscar Zamora, R ERA: 6.0 (5, 1)										1	0	0	0	0	1	0						
Joe Sambito, L ERA: 6.0 (8, 1)										0	0	0	0	0	0	0						
Dave Bergman, L ERA: 4.61 (8, 3)										1	0	0	0	0	0	0						
Inning Stats	R: 0 E: 0 K: 0 S: 3	H: 0 LOB: 0 BB: 0 P: 3	R: 0 E: 0 K: 0 S: 3	H: 1 LOB: 0 BB: 0 P: 3	R: 2 E: 1 K: 2 S: 9	H: 2 LOB: 0 BB: 1 P: 14	R: 3 E: 1 K: 2 S: 9	H: 2 LOB: 0 BB: 1 P: 14	R: 2 E: 0 K: 0 S: 6	H: 3 LOB: 2 BB: 1 P: 10	R: 0 E: 0 K: 1 S: 5	H: 0 LOB: 0 BB: 0 P: 5	R: 0 E: 0 K: 0 S: 4	H: 1 LOB: 2 BB: 1 P: 8	R: 0 E: 0 K: 0 S: 3	H: 0 LOB: 0 BB: 0 P: 3	R: 0 E: 0 K: 0 S: 4	H: 1 LOB: 1 BB: 0 P: 4	1B: 8 2B: 2 3B: 0 HR: 0	SF: 1 SAC: 1 DP: 0 HBP: 0	WP: 1 PB: 0 SB: 1 CS: 0	PA: 40
PITCHER	IP WLS BF H R ER SO BB IBB HBP BLK WP HR S P ERA WHIP																					
Mike Bruhart, R ERA: 4.57 (1, 1)	4.1 21 7 7 6 3 2 0 0 0 0 0 0 8 12 0.00 1.200																					
Kevin Kobel, L ERA: 6.0 (5, 1)	1.2 7 1 0 0 1 1 0 0 0 0 0 0 4 8 0.00 1.000																					
Butch Metzger, R ERA: 6.0 (7, 1)	1.0 W 5 1 0 0 0 0 0 1 0 0 0 0 4 8 0.00 1.000																					
Dale Murray, R ERA: 4.61 (8, 1)	2.0 S 7 1 0 0 0 0 0 0 0 0 0 0 7 7 0.00 0.500																					

New York Mets @ Houston Astros
Astrodome, Houston, TX
Sat May 27 1978, 8:05 PM EDT
Att: 26,742 - Dome

AB 34
R 7
H 10
RBI 5
BB 4
SO 4
LOB 13



Batter	1	2	3	4	5	6	7	8	9	AB	R	H	RBI	BB	SO	LOB	TOP								
Lee Mazzilli, S OBP: 0.377, SLG: 0.462 (1, 8)	3-1	F7					F1		F9	5	1	1	0	0	0	3	New York Mets @ Houston Astros Astrodome, Houston, TX Sun May 28 1978, 4:33 AM EDT Att. 12,133 - Dome								
Elliott Maddox, R OBP: 0.356, SLG: 0.329 (1, 5)	6-3		F8						F9	5	0	2	1	0	0	1									
Bruce Boisclair, L OBP: 0.330, SLG: 0.349 (1, 9)	E6									2	0	1	1	1	0	1									
Steve Henderson, R OBP: 0.330, SLG: 0.389 (1, 7)	K		G6-4-3							4	0	1	0	0	1	2									
Willie Montanez, L OBP: 0.317, SLG: 0.397 (1, 3)		F3								4	0	0	0	0	0	2									
John Stearns, R OBP: 0.357, SLG: 0.346 (1, 2)										4	1	1	0	0	0	0									
Tim Foli, R OBP: 0.223, SLG: 0.256 (1, 6)										4	1	2	0	0	0	0									
Doug Flynn, R OBP: 0.274, SLG: 0.276 (1, 4)										4	0	2	2	0	1	0									
Nino Espinosa, R OBP: 0.231, SLG: 0.308 (1, 1)										4	1	1	0	0	2	3									
Inning Stats	R: 0 E: 1 K: 1 S: 6	H: 1 LOB: 1 BB: 0 P: 6	R: 1 E: 0 K: 1 S: 8	H: 3 LOB: 2 BB: 0 P: 8	R: 0 E: 0 K: 0 S: 2	H: 0 LOB: 0 BB: 1 P: 6	R: 0 E: 0 K: 0 S: 3	H: 0 LOB: 0 BB: 0 P: 3	R: 2 E: 0 K: 1 S: 9	H: 4 LOB: 2 BB: 0 P: 9	R: 0 E: 0 K: 0 S: 3	H: 0 LOB: 1 BB: 0 P: 3	R: 0 E: 0 K: 0 S: 4	H: 1 LOB: 1 BB: 0 P: 4	R: 0 E: 0 K: 0 S: 3	H: 0 LOB: 0 BB: 0 P: 3	R: 1 E: 0 K: 1 S: 7	H: 2 LOB: 1 BB: 0 P: 7	1B: 8 2B: 3 3B: 0 HR: 0	SF: 1 SAC: 0 DP: 1 HBP: 0	WP: 0 PB: 0 SB: 0 CS: 0	PA: 38			
PITCHER	IP	WLS	BF	H	R	ER	SO	BB	IBB	HBP	BLK	WP	HR	S	P	ERA	WHIP								
Tom Dixon, R ERA: 2.27 (1, 1)	8.0	L	33	9	3	3	3	1	0	0	0	0	0	38	42	3.38	1.250								
Joe Sambito, L ERA: 3.66 (9, 1)	1.0		5	2	1	1	1	0	0	0	0	0	0	7	7	9.00	2.000								

AB	36
R	4
H	11
RBI	4
BB	1
SO	4
LOB	12



Batter	1	2	3	4	5	6	7	8	9	AB	R	H	RBI	BB	SO	LOB	BOTTOM								
Terry Puhl, L OBP: 0.374, SLG: 0.424 (1, 7)	F5		5-3						F5	4	0	0	0	0	0	0	New York Mets @ Houston Astros Astrodome, Houston, TX Sun May 28 1978, 4:33 AM EDT Att. 12,133 - Dome								
Dave Bergman, L OBP: 0.238, SLG: 0.111 (1, 3)	F7									4	0	2	0	0	0	0									
Cesar Cedeno, R OBP: 0.321, SLG: 0.450 (1, 8)	F4-3									4	1	1	1	0	1	2									
Jose Cruz, L OBP: 0.355, SLG: 0.400 (1, 9)										4	0	0	0	0	1	1									
Enos Cabell, R OBP: 0.321, SLG: 0.368 (1, 5)										3	0	1	0	0	1	0									
Art Howe, R OBP: 0.340, SLG: 0.471 (1, 4)										3	0	1	0	0	0	1									
Ed Herrmann, L OBP: 0.161, SLG: 0.103 (1, 2)										2	0	0	0	0	0	1									
Denny Walling, L OBP: 0.273, SLG: 0.333 (8, PH)										1	0	0	0	0	0	0									
Jimmy Sexton, R OBP: 0.261, SLG: 0.190 (9, 6)										0	0	0	0	0	0	0									
Roger Metzger, S OBP: 0.294, SLG: 0.281 (1, 6)										2	0	0	0	0	1	0									
Bob Watson, R OBP: 0.353, SLG: 0.463 (8, PH)										1	0	0	0	0	1	0									
Reggie Baldwin, R (9, 2)										0	0	0	0	0	0	0									
Tom Dixon, R OBP: 0.143, SLG: 0.143 (1, 1)										2	0	0	0	0	0	0									
Jesus Alou, R OBP: 0.353, SLG: 0.500 (8, PH)										1	0	0	0	0	0	0									
Joe Sambito, L (9, 1)										0	0	0	0	0	0	0									
Inning Stats	R: 0 E: 0 K: 0 S: 3	H: 0 LOB: 0 BB: 0 P: 3	R: 0 E: 0 K: 1 S: 6	H: 1 LOB: 1 BB: 0 P: 6	R: 0 E: 0 K: 1 S: 5	H: 0 LOB: 0 BB: 0 P: 5	R: 1 E: 0 K: 1 S: 6	H: 1 LOB: 0 BB: 0 P: 6	R: 0 E: 0 K: 0 S: 3	H: 0 LOB: 0 BB: 0 P: 3	R: 0 E: 0 K: 0 S: 4	H: 1 LOB: 1 BB: 0 P: 4	R: 0 E: 0 K: 0 S: 3	H: 1 LOB: 0 BB: 0 P: 3	R: 0 E: 0 K: 1 S: 5	H: 0 LOB: 0 BB: 0 P: 5	R: 0 E: 0 K: 1 S: 6	H: 1 LOB: 1 BB: 0 P: 6	1B: 3 2B: 0 3B: 1 HR: 1	SF: 0 SAC: 0 DP: 1 HBP: 0	WP: 0 PB: 0 SB: 0 CS: 0	PA: 31			
PITCHER	IP	WLS	BF	H	R	ER	SO	BB	IBB	HBP	BLK	WP	HR	S	P	ERA	WHIP								
Nino Espinosa, R ERA: 3.33 (1, 1)	9.0	W	31	5	1	1	5	0	0	0	0	0	1	41	41	1.00	0.556								



Batter	1	2	3	4	5	6	7	8	9	AB	R	H	RBI	BB	SO	LOB	TOP			
Lou Brock, L OBP: 0.300, SLG: 0.277 Pete Vuckovich, R (8, 1)	F5		F7			F4-3		F8		4	0	0	0	0	0	0				
Gary Templeton, S OBP: 0.229, SLG: 0.268	PB 1B			F4-3 HR 5-3 BB		5-3			L5	3	1	1	0	1	0	0				
George Hendrick, R OBP: 0.307, SLG: 0.348	5-3			5-3		6-3			1-3	4	0	0	0	0	0	2				
Ted Simmons, S OBP: 0.398, SLG: 0.530	P5			F4-3					K	4	0	1	0	0	1	2				
Keith Hernandez, L OBP: 0.383, SLG: 0.439		F8						F5		3	1	1	2	0	0	1				
Jerry Morales, R OBP: 0.285, SLG: 0.320		K						F7		3	0	0	0	0	1	1				
Ken Reitz, R OBP: 0.281, SLG: 0.351						F4		F8		3	0	0	0	0	0	1				
Mike Tyson, R OBP: 0.310, SLG: 0.385 Mike Phillips, L OBP: 0.323, SLG: 0.433				F4		F3		P5		2	0	0	0	0	0	0				
John Urea, R OBP: 0.071, SLG: 0.071 Mark Littell, L George Frazier, R Jim Dwyer, L			K			F9		L3		2	0	0	0	0	1	0				
Inning Stats	R: 0 E: 0 K: 0 S: 4	H: 1 LOB: 1 BB: 0 P: 4	R: 0 E: 0 K: 1 S: 5	H: 0 LOB: 0 BB: 0 P: 5	R: 0 E: 0 K: 1 S: 5	H: 0 LOB: 0 BB: 0 P: 5	R: 2 E: 0 K: 0 S: 4	H: 1 LOB: 0 BB: 1 P: 8	R: 0 E: 0 K: 0 S: 3	H: 0 LOB: 0 BB: 0 P: 3	R: 0 E: 0 K: 0 S: 4	H: 1 LOB: 1 BB: 0 P: 4	R: 0 E: 0 K: 0 S: 3	H: 0 LOB: 0 BB: 0 P: 3	R: 0 E: 0 K: 1 S: 5	H: 0 LOB: 0 BB: 0 P: 5	1B: 2 2B: 0 3B: 0 HR: 1	SF: 0 SAC: 0 DP: 0 HBP: 0	WP: 0 PB: 1 SB: 0 CS: 0	PA: 31
PITCHER Pat Zachry, R ERA: 3.58	IP: 9.0 WLS: W BF: 31 H: 3 R: 2 ER: 2 SO: 3 BB: 1 IBB: 0 HBP: 0 BLK: 0 WP: 0 HR: 1 S: 36 P: 40 ERA: 2.00 WHIP: 0.444															PITCHER				

St. Louis Cardinals @ New York Mets
Shea Stadium, Flushing, NY
Mon May 29 1978, 7:05 PM EDT
Sunny - 76 F

AB 30
R 2
H 3
RBI 2
BB 1
SO 3
LOB 7



Batter	1	2	3	4	5	6	7	8	9	AB	R	H	RBI	BB	SO	LOB	BOTTOM			
Lee Mazzilli, S OBP: 0.377, SLG: 0.455	F8					E4 SF7 BB		E1 L4-3		3	0	0	0	2	0	1				
Elliott Maddox, R OBP: 0.361, SLG: 0.325	5-3		F4		HR 1B			L4-3		4	1	1	1	1	0	3				
Bruce Boisclair, L OBP: 0.327, SLG: 0.382	F8		1-3		HR 1B	SF7				3	1	1	3	0	0	2				
Steve Henderson, R OBP: 0.333, SLG: 0.391		5-3		F8 1B	HR 1B	F9				4	2	2	0	0	0	2				
Willie Montanez, L OBP: 0.320, SLG: 0.416		K		1B	HR			F7		4	1	2	2	0	1	0				
Ron Hodges, L OBP: 0.333, SLG: 0.314				F8	CS 1B			FC6-4 1B		3	0	2	0	1	0	2				
Tim Foli, R OBP: 0.224, SLG: 0.255				F6-4-3 1B	K			FC6-4		4	0	1	1	0	1	3				
Doug Flynn, R OBP: 0.279, SLG: 0.282				F6-4-3 1B		BB E SF7 1B		F4		4	1	2	0	0	0	3				
Pat Zachry, R OBP: 0.182, SLG: 0.053			K		WP BB 1B	K		K		4	1	1	0	0	3	2				
Inning Stats	R: 0 E: 0 K: 0 S: 3	H: 0 LOB: 0 BB: 0 P: 3	R: 0 E: 0 K: 1 S: 5	H: 0 LOB: 1 BB: 1 P: 9	R: 0 E: 0 K: 1 S: 6	H: 1 LOB: 2 BB: 1 P: 10	R: 1 E: 0 K: 0 S: 5	H: 3 LOB: 1 BB: 0 P: 5	R: 5 E: 0 K: 1 S: 9	H: 6 LOB: 0 BB: 1 P: 13	R: 1 E: 1 K: 1 S: 7	H: 1 LOB: 2 BB: 1 P: 11	R: 0 E: 0 K: 0 S: 4	H: 1 LOB: 1 BB: 0 P: 4	R: 0 E: 1 K: 1 S: 5	H: 0 LOB: 0 BB: 0 P: 5	1B: 10 2B: 1 3B: 0 HR: 2	SF: 1 SAC: 0 DP: 2 HBP: 0	WP: 1 PB: 0 SB: 0 CS: 1	PA: 38
PITCHER John Urea, R ERA: 5.27 Mark Littell, R ERA: 3.23 George Frazier, R Pete Vuckovich, R ERA: 2.73	IP: 1.0 WLS: L BF: 7 H: 3 R: 2 ER: 1 SO: 2 BB: 1 IBB: 0 HBP: 0 BLK: 0 WP: 0 HR: 1 S: 23 P: 35 ERA: 9.00 WHIP: 4.000															PITCHER				

St. Louis Cardinals @ New York Mets
Shea Stadium, Flushing, NY
Mon May 29 1978, 7:05 PM EDT
Sunny - 76 F

AB 33
R 7
H 12
RBI 7
BB 4
SO 5
LOB 18



Batter	1	2	3	4	5	6	7	8	9	10	AB	R	H	RBI	BB	SO	LOB	TOP									
Garry Templeton, S OBP: 0.233, SLG: 0.271 (1, 6)	6-3		K		F7			FC5-4 1B		FC5-4 1B	5	0	2	0	0	1	2	St. Louis Cardinals @ New York Mets Shea Stadium, Flushing, NY Mon May 29 1978, 7:05 PM EDT Att: 28,896 - Unknown									
Jim Dwyer, L OBP: 0.290, SLG: 0.304 (1, 7)	F6-4-3 BB		F5		F3			F9		FC5-4 1B BB 1-2f	4	1	0	0	1	0	3										
George Hendrick, R OBP: 0.318, SLG: 0.375 (1, 8)	F6-4-3 1-2							F8		BB 2B 1B	5	2	3	0	0	0	2										
Keith Hernandez, L OBP: 0.393, SLG: 0.446 (1, 3)					6-3					2B 1B	4	2	3	1	1	0	0										
Jerry Morales, R OBP: 0.250, SLG: 0.322 (1, 9)			K		P3			F9		1B BB 2B	5	1	1	2	0	1	4										
Ken Reitz, R OBP: 0.284, SLG: 0.358 (1, 5)					5-3			FC5-4 1-2f		SF7 1B	5	0	2	2	0	0	1										
Mike Tyson, R OBP: 0.303, SLG: 0.377 Mike Phillips, L OBP: 0.303, SLG: 0.419 (9, PH) (9, 4)			K		F7			6-3		SF7 1-2 3H	3	0	0	0	0	1	1										
Steve Swisher, R OBP: 0.250, SLG: 0.267 Ted Simmons, S OBP: 0.404, SLG: 0.533 (9, PH) (9, 2)			6-3					K		4-0 IBB	1	0	1	0	1	0	0										
Pete Falcone, L OBP: 0.300, SLG: 0.300 Roger Freed, R OBP: 0.243, SLG: 0.514 Pete Vuckovich, R (9, 1)					SH1-4 1B			F8		1-3 IBB	2	0	1	0	0	0	0										
					2B 1B					F7 1-3	1	0	0	0	0	0	1										
					1-2						1	0	0	0	0	0	2										
Inning Stats	R: 0 E: 0 K: 0 S: 2	H: 0 LOB: 0 BB: 1 P: 6	R: 1 E: 0 K: 2 S: 9	H: 2 LOB: 1 BB: 0 P: 9	R: 0 E: 0 K: 1 S: 6	H: 2 LOB: 2 BB: 0 P: 6	R: 0 E: 0 K: 0 S: 3	H: 0 LOB: 0 BB: 0 P: 3	R: 0 E: 0 K: 1 S: 5	H: 1 LOB: 1 BB: 0 P: 4	R: 1 E: 0 K: 0 S: 5	H: 2 LOB: 1 BB: 0 P: 5	R: 0 E: 0 K: 1 S: 5	H: 0 LOB: 0 BB: 0 P: 5	R: 0 E: 0 K: 0 S: 5	H: 2 LOB: 2 BB: 0 P: 5	R: 0 E: 0 K: 0 S: 4	H: 1 LOB: 1 BB: 0 P: 4	R: 0 E: 0 K: 0 S: 7	H: 4 LOB: 2 BB: 2 P: 15	1B: 10 2B: 4 3B: 0 HR: 0	SF: 1 SAC: 1 DP: 1 HBP: 0	WP: 0 PB: 0 SB: 0 CS: 0	PA: 45			
PITCHER	IP 9.1	WLS L	BF 39	H 12	R 4	ER 4	SO 4	BB 1	IBB 0	HBP 0	BLK 0	WP 0	HR 0	S 46	P 50	ERA 3.86	WHIP 1.393										
Craig Swan, R ERA: 2.59 Dale Murray, R ERA: 4.97 (1, 1) (10, 1)	0.2	6	2	2	2	0	1	1	0	0	0	0	0	4	12	27.00	4.500										

AB	40
R	6
H	14
RBI	6
BB	3
SO	4
LOB	17



Batter	1	2	3	4	5	6	7	8	9	10	AB	R	H	RBI	BB	SO	LOB	BOTTOM									
Lenny Randle, S OBP: 0.381, SLG: 0.331 Joel Youngblood, R OBP: 0.305, SLG: 0.407 Bruce Boisclair, L OBP: 0.324, SLG: 0.378 (1, 5) (2, 9) (10, PH)	3-1 WP BB		6-3 1-2		5-3			5-3		K	0	0	0	0	1	0	0	St. Louis Cardinals @ New York Mets Shea Stadium, Flushing, NY Mon May 29 1978, 7:05 PM EDT Att: 28,896 - Unknown									
Elliott Maddox, R OBP: 0.353, SLG: 0.341 (1, 9) (2, 5)	3-1 1-3							G3		K	5	1	1	1	0	1	3										
Lee Mazzilli, S OBP: 0.375, SLG: 0.456 (1, 8)	K							L3		F7	4	0	1	1	0	1	1										
Steve Henderson, R OBP: 0.327, SLG: 0.383 (1, 7)	4-3							6-3		K	4	0	0	0	0	2	2										
Willie Montanez, L OBP: 0.319, SLG: 0.412 (1, 3)			K							F9	4	0	1	0	0	2	0										
John Stearns, R OBP: 0.354, SLG: 0.343 (1, 2)										K	4	0	1	0	0	1	1										
Tim Foli, R OBP: 0.235, SLG: 0.258 (1, 6)										K	3	0	1	0	1	0	0										
Doug Flynn, R OBP: 0.278, SLG: 0.277 (1, 4)																											
Craig Swan, R OBP: 0.240, SLG: 0.208 Dale Murray, R Ed Kranepool, L OBP: 0.270, SLG: 0.273 (1, 1) (10, PH)																											
Inning Stats	R: 0 E: 0 K: 1 S: 5	H: 0 LOB: 1 BB: 1 P: 9	R: 0 E: 0 K: 1 S: 5	H: 0 LOB: 0 BB: 0 P: 5	R: 2 E: 0 K: 1 S: 7	H: 2 LOB: 1 BB: 1 P: 11	R: 0 E: 0 K: 0 S: 3	H: 1 LOB: 0 BB: 0 P: 3	R: 0 E: 0 K: 0 S: 3	H: 0 LOB: 0 BB: 0 P: 3	R: 0 E: 0 K: 0 S: 3	H: 2 LOB: 2 BB: 0 P: 7	R: 0 E: 0 K: 0 S: 3	H: 0 LOB: 0 BB: 0 P: 3	R: 0 E: 0 K: 2 S: 7	H: 0 LOB: 0 BB: 0 P: 7	R: 0 E: 0 K: 2 S: 7	H: 0 LOB: 0 BB: 0 P: 7	R: 0 E: 0 K: 2 S: 7	H: 0 LOB: 2 BB: 2 P: 15	1B: 3 2B: 1 3B: 1 HR: 0	SF: 0 SAC: 0 DP: 1 HBP: 0	WP: 2 PB: 0 SB: 0 CS: 0	PA: 38			
PITCHER	IP 8.0	WLS 30	BF 5	H 2	R 2	ER 2	SO 4	BB 2	IBB 0	HBP 0	BLK 0	WP 2	HR 0	S 36	P 44	ERA 2.25	WHIP 0.875										
Pete Falcone, L ERA: 5.7 Pete Vuckovich, R ERA: 2.56 (1, 1) (9, 1)	2.0	W	8	0	0	0	4	2	0	0	0	0	0	14	22	0.00	1.000										

AB	34
R	2
H	5
RBI	2
BB	4
SO	8
LOB	16



Batter	1	2	3	4	5	6	7	8	9	AB	R	H	RBI	BB	SO	LOB	TOP										
Jerry Mumphrey, S (1, 7) OBP: 0.225, SLG: 0.198										5	1	1	0	0	2	3											
Gary Templeton, S (1, 6) OBP: 0.242, SLG: 0.279										5	1	3	2	0	1	0											
Keith Hernandez, L (1, 3) OBP: 0.383, SLG: 0.433										5	0	0	0	0	0	3											
Ted Simmons, S (1, 2) OBP: 0.404, SLG: 0.533										4	2	1	0	1	1	1											
George Hendrick, R (1, 8) OBP: 0.324, SLG: 0.398										3	1	1	3	1	0	1											
Jerry Morales, R (1, 9) OBP: 0.273, SLG: 0.337										4	2	3	0	0	0	1											
Ken Reitz, R (1, 5) OBP: 0.294, SLG: 0.366										4	0	3	2	0	0	1											
Mike Tyson, R (1, 4) OBP: 0.309, SLG: 0.376										3	0	1	1	1	0	1											
Silvio Martinez, R (1, 1) OBP: 0.250, SLG: 0.500										4	1	1	0	0	1	3											
Inning Stats	R: 0 E: 0 K: 1 S: 5	H: 0 LOB: 0 BB: 0 P: 5	R: 2 E: 0 K: 1 S: 8	H: 3 LOB: 1 BB: 0 P: 8	R: 1 E: 0 K: 1 S: 6	H: 2 LOB: 0 BB: 0 P: 6	R: 1 E: 0 K: 1 S: 8	H: 3 LOB: 2 BB: 0 P: 8	R: 0 E: 0 K: 0 S: 3	H: 1 LOB: 0 BB: 0 P: 3	R: 0 E: 0 K: 0 S: 2	H: 1 LOB: 1 BB: 2 P: 10	R: 4 E: 0 K: 0 S: 7	H: 4 LOB: 1 BB: 1 P: 11	R: 0 E: 0 K: 0 S: 3	H: 0 LOB: 0 BB: 0 P: 3	R: 0 E: 0 K: 1 S: 5	H: 0 LOB: 0 BB: 0 P: 5	1B: 9 2B: 5 3B: 0 HR: 1	SF: 0 SAC: 0 DP: 2 HBP: 0	WP: 0 PB: 0 SB: 0 CS: 1	PA: 41					
PITCHER	IP	WLS	BF	H	R	ER	SO	BB	IBB	HBP	BLK	WP	HR	S	P	ERA	WHIP										
Jerry Koosman, L (1, 1) ERA: 3.72	6.0	L	26	10	4	4	4	2	0	0	0	0	0	32	40	6.00	2.000										
Butch Metzger, R (7, 1) ERA: 6.92	2.0		11	4	4	4	0	0	1	0	0	0	1	10	14	18.00	2.000										
Paul Siebert, L (9, 1) ERA: 1.08	1.0		3	0	0	0	1	0	0	0	0	0	0	5	5	0.00	0.000										

St. Louis Cardinals @ New York Mets
Shea Stadium, Flushing, NY
Tue May 30 1978, 7:05 PM EDT
Att: 13,412 - Unknown - 73 F

AB 37
R 8
H 14
RBI 8
BB 3
SO 5
LOB 14



Batter	1	2	3	4	5	6	7	8	9	AB	R	H	RBI	BB	SO	LOB	BOTTOM										
Lee Mazzilli, S (1, 8) OBP: 0.368, SLG: 0.447										4	0	0	0	0	2	1											
Paul Siebert, L (9, 1)										0	0	0	0	0	0	0											
Elliott Maddox, R (1, 5) OBP: 0.382, SLG: 0.337										1	0	0	0	1	0	0											
Bobby Valentine, R (8, 5) OBP: 0.349, SLG: 0.351										1	0	0	0	0	0	0											
Bruce Boisclair, L (1, 9) OBP: 0.313, SLG: 0.362										4	0	0	0	0	0	3											
Steve Henderson, R (1, 7) OBP: 0.330, SLG: 0.398										3	2	1	1	1	0	0											
Willie Montanez, L (1, 3) OBP: 0.318, SLG: 0.405										3	0	0	0	1	0	1											
John Stearns, R (1, 2) OBP: 0.358, SLG: 0.338										2	0	0	0	2	0	1											
Tim Foli, R (1, 6) OBP: 0.226, SLG: 0.248										4	0	0	0	0	0	3											
Doug Flynn, R (1, 4) OBP: 0.274, SLG: 0.272										3	0	0	0	0	0	1											
Jerry Koosman, R (1, 1) OBP: 0.083, SLG: 0.167										1	0	0	0	0	0	0											
Joel Youngblood, R (6, PH) OBP: 0.317, SLG: 0.407										0	0	0	0	1	0	0											
Butch Metzger, R (7, 1) OBP: 0.358, SLG: 0.338										0	0	0	0	0	0	0											
Ed Kranepool, L (8, PH) OBP: 0.263, SLG: 0.265										1	0	0	0	0	0	0											
Inning Stats	R: 0 E: 0 K: 1 S: 5	H: 0 LOB: 0 BB: 0 P: 5	R: 0 E: 0 K: 0 S: 3	H: 0 LOB: 0 BB: 0 P: 3	R: 0 E: 0 K: 0 S: 3	H: 0 LOB: 0 BB: 0 P: 3	R: 0 E: 0 K: 1 S: 4	H: 0 LOB: 1 BB: 1 P: 8	R: 0 E: 0 K: 0 S: 3	H: 0 LOB: 2 BB: 1 P: 8	R: 1 E: 0 K: 0 S: 4	H: 1 LOB: 1 BB: 1 P: 8	R: 0 E: 0 K: 0 S: 3	H: 0 LOB: 0 BB: 0 P: 3	R: 1 E: 0 K: 0 S: 3	H: 0 LOB: 1 BB: 2 P: 11	1B: 0 2B: 0 3B: 0 HR: 1	SF: 0 SAC: 0 DP: 1 HBP: 1	WP: 2 PB: 0 SB: 0 CS: 0	PA: 34							
PITCHER	IP	WLS	BF	H	R	ER	SO	BB	IBB	HBP	BLK	WP	HR	S	P	ERA	WHIP										
Silvio Martinez, R (1, 1) ERA: 2.0	9.0	W	34	1	2	2	2	6	0	1	0	2	1	31	56	2.00	0.778										

St. Louis Cardinals @ New York Mets
Shea Stadium, Flushing, NY
Tue May 30 1978, 7:05 PM EDT
Att: 13,412 - Unknown - 73 F

AB 27
R 2
H 1
RBI 1
BB 6
SO 2
LOB 10



Batter	1	2	3	4	5	6	7	8	9	AB	R	H	RBI	BB	SO	LOB	TOP								
Lou Brock, L OBP: 0.296, SLG: 0.274 (1, 7)										5	0	1	1	0	1	3									
Gary Tompkins, S OBP: 0.236, SLG: 0.272 (1, 6)										5	0	0	0	0	3	2									
George Hendrick, R OBP: 0.312, SLG: 0.383 (1, 8)										5	0	0	0	0	0	0									
Ted Simmons, S OBP: 0.411, SLG: 0.543 (1, 2)										4	2	3	0	0	0	0									
Keith Hernandez, L OBP: 0.381, SLG: 0.429 (1, 3)										4	0	1	1	0	1	2									
Jerry Morales, R OBP: 0.273, SLG: 0.346 (1, 9)										4	2	1	0	0	0	2									
Ken Reitz, R OBP: 0.298, SLG: 0.366 (1, 5)										3	1	1	1	1	1	0									
Mike Tyson, R OBP: 0.314, SLG: 0.382 (1, 4)										3	0	2	1	0	0	0									
Bob Forsch, R OBP: 0.303, SLG: 0.424 (8, PH)										3	0	2	0	0	1	2									
Dane Iorg, L OBP: 0.211, SLG: 0.143 (8, PH)										1	0	0	0	0	0	1									
Buddy Schultz, R (8, 1)										0	0	0	0	0	0	0									
Inning Stats	R: 0 E: 0 K: 2 S: 7	H: 0 LOB: 0 BB: 0 P: 7	R: 2 E: 1 K: 2 S: 11	H: 3 LOB: 2 BB: 0 P: 11	R: 1 E: 0 K: 0 S: 5	H: 2 LOB: 1 BB: 0 P: 5	R: 0 E: 0 K: 0 S: 4	H: 1 LOB: 1 BB: 0 P: 4	R: 0 E: 0 K: 0 S: 3	H: 0 LOB: 0 BB: 0 P: 3	R: 2 E: 0 K: 1 S: 8	H: 3 LOB: 2 BB: 1 P: 12	R: 0 E: 0 K: 0 S: 3	H: 1 LOB: 0 BB: 0 P: 3	R: 0 E: 0 K: 1 S: 6	H: 1 LOB: 1 BB: 0 P: 6	R: 0 E: 0 K: 1 S: 5	H: 0 LOB: 0 BB: 0 P: 5	1B: 8 2B: 2 3B: 1 HR: 0	SF: 1 SAC: 0 DP: 1 HBP: 0	WP: 0 PB: 2 SB: 0 CS: 0	PA: 39			
PITCHER	IP	WLS	BF	H	R	ER	SO	BB	IBB	HBP	BLK	WP	HR	S	P	ERA	WHIP								
Mike Bruhart, R ERA: 4.65 (1, 1)	7.0	L	32	10	5	4	5	0	1	0	0	0	0	41	45	5.14	1.429								
Skip Lockwood, R ERA: 3.35 (8, 1)	2.0	S	7	1	0	0	2	0	0	0	0	0	0	11	11	0.00	0.500								

St. Louis Cardinals @ New York Mets
Shea Stadium, Flushing, NY
Wed May 31 1978, 7:05 PM EDT
Att: 3,933 - Unknown

AB	37
R	5
H	11
RBI	4
BB	1
SO	7
LOB	12

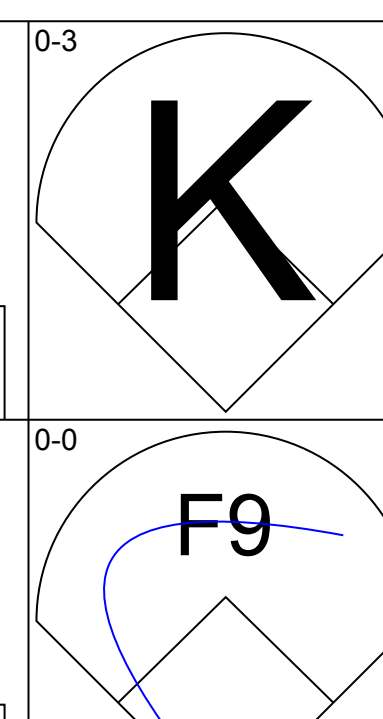
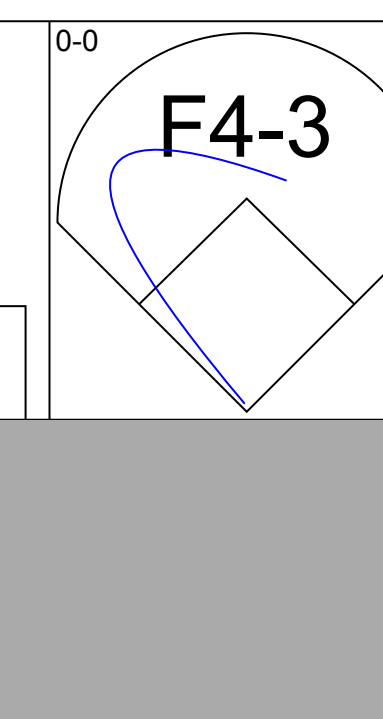
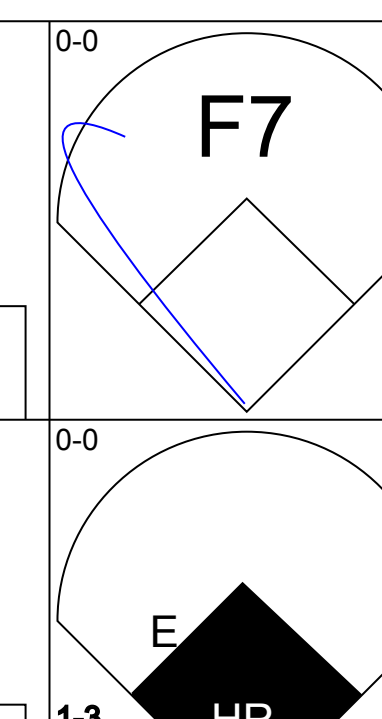
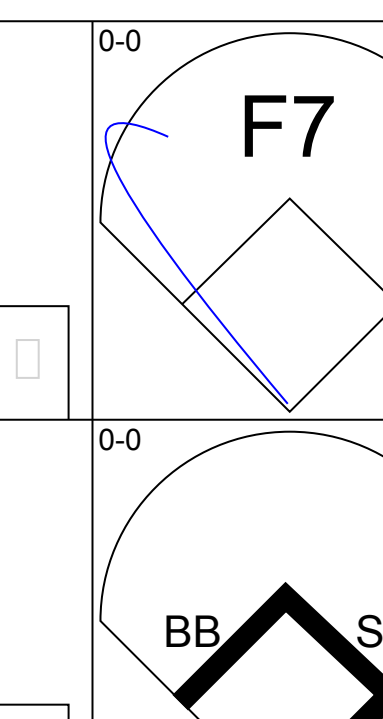
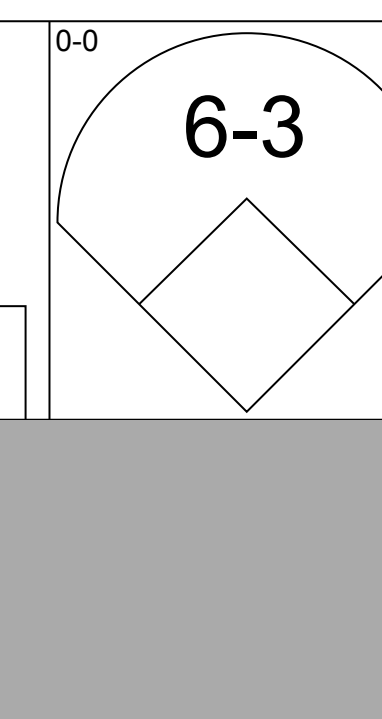

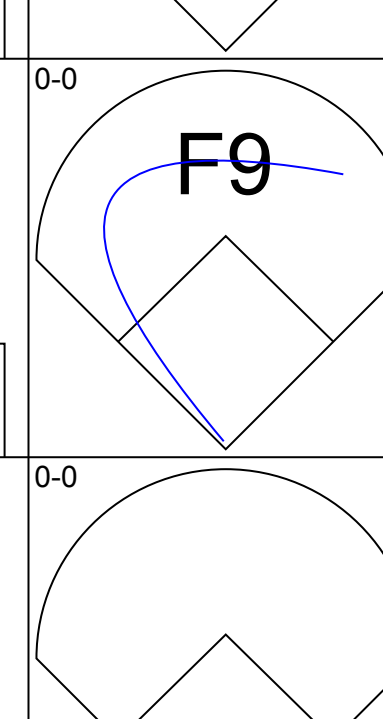
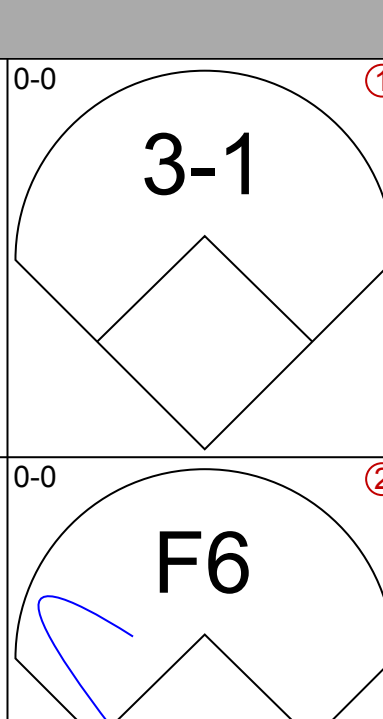
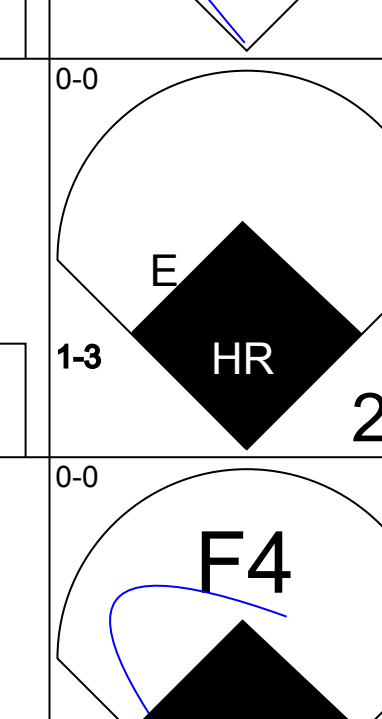
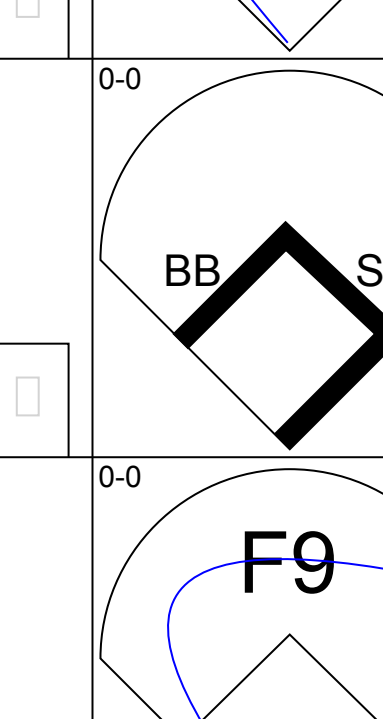
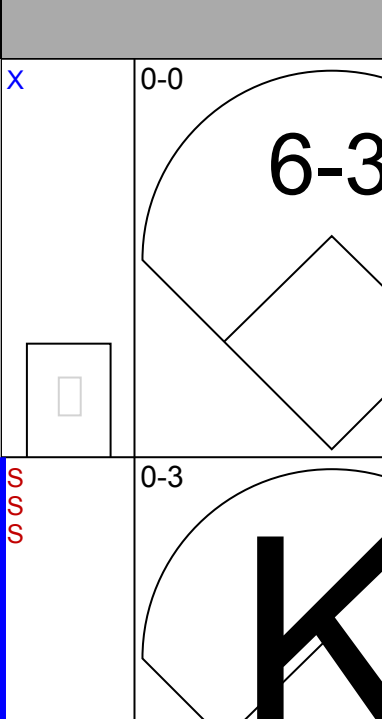
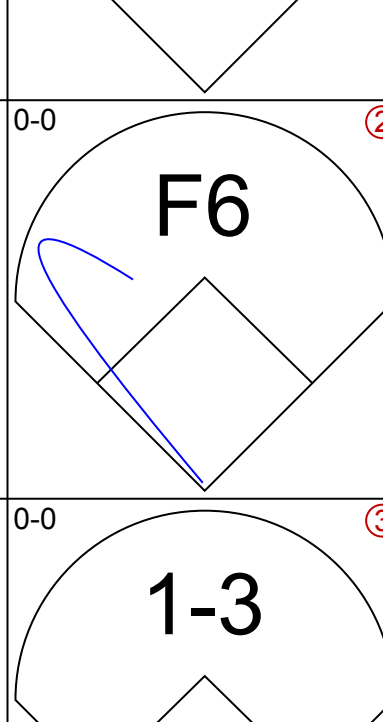
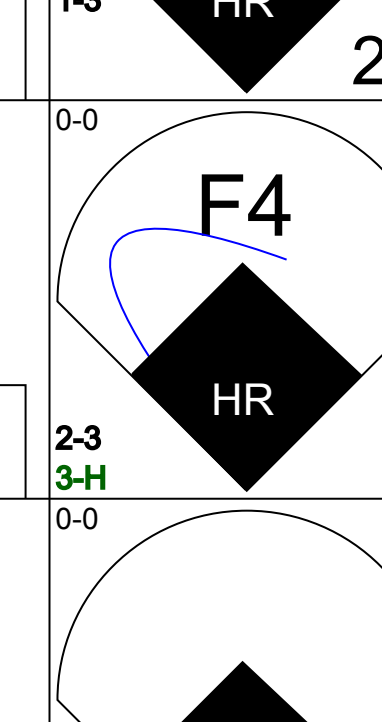
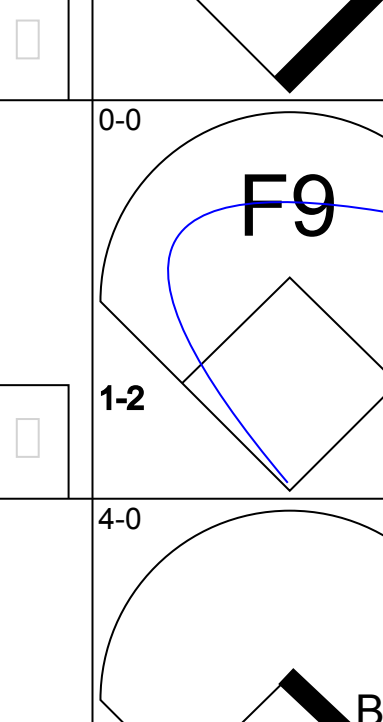
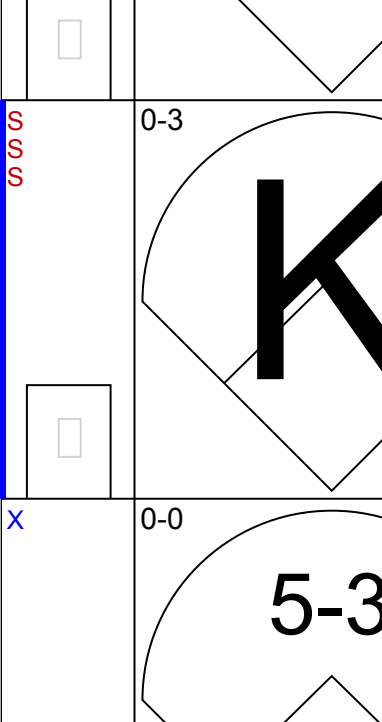
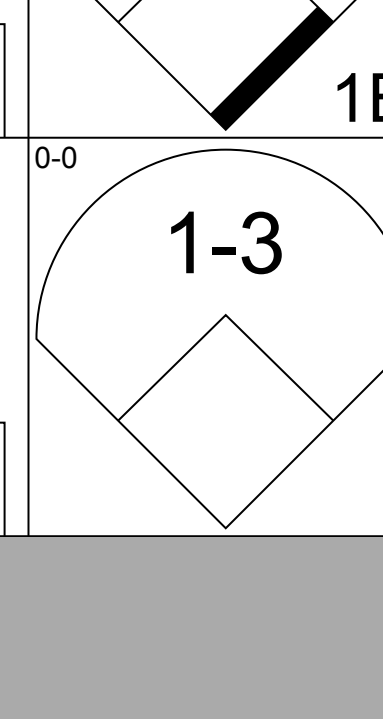
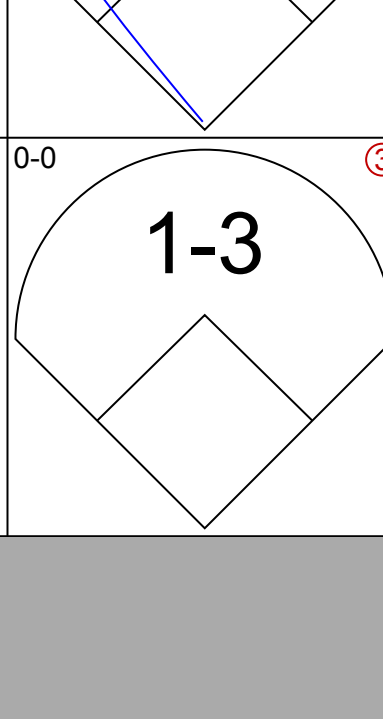
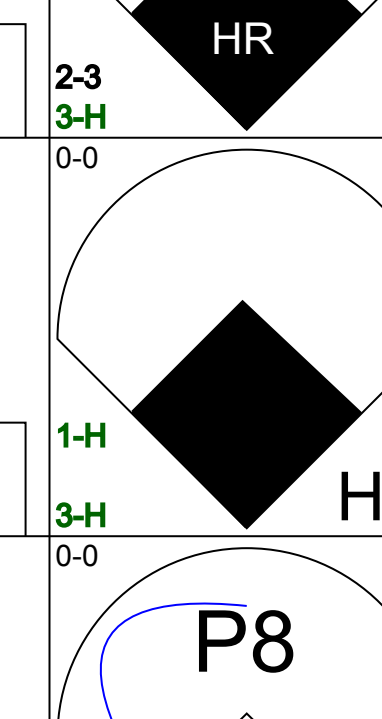
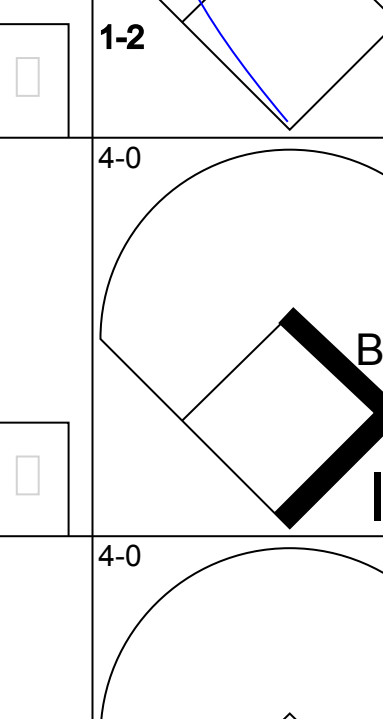
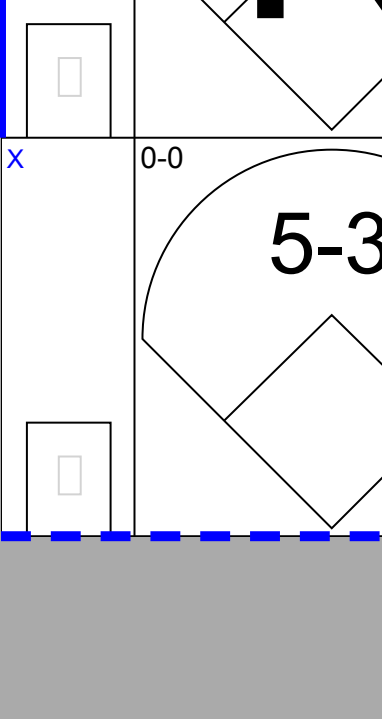
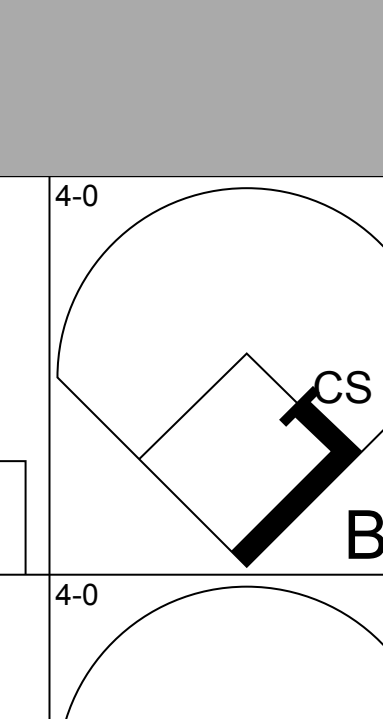
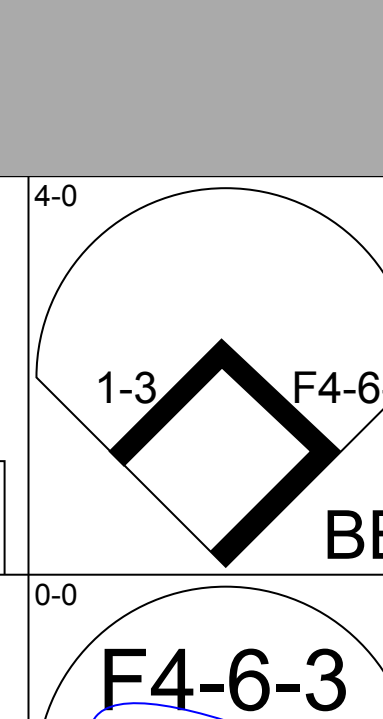
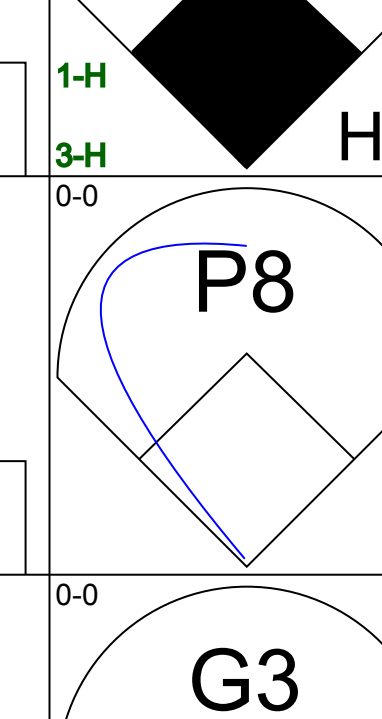
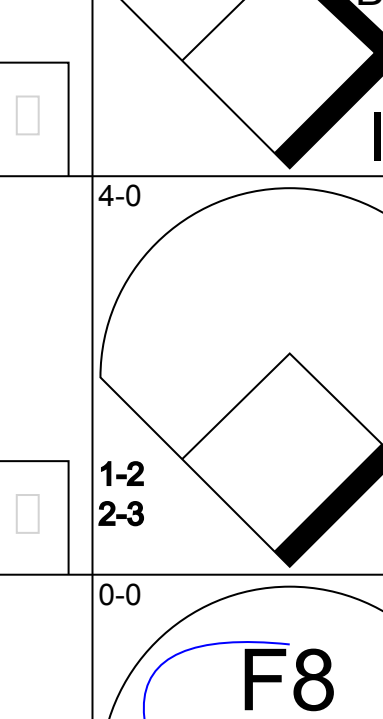
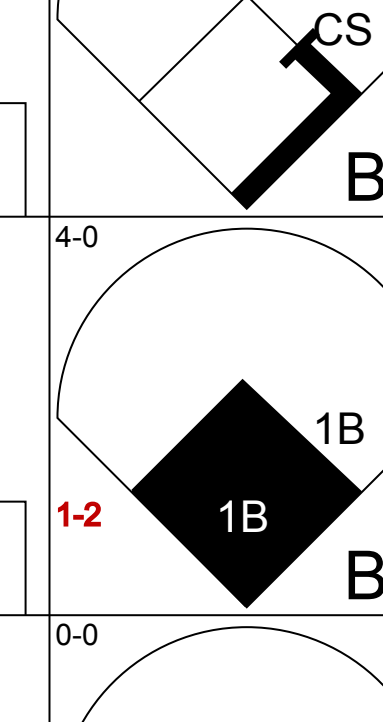
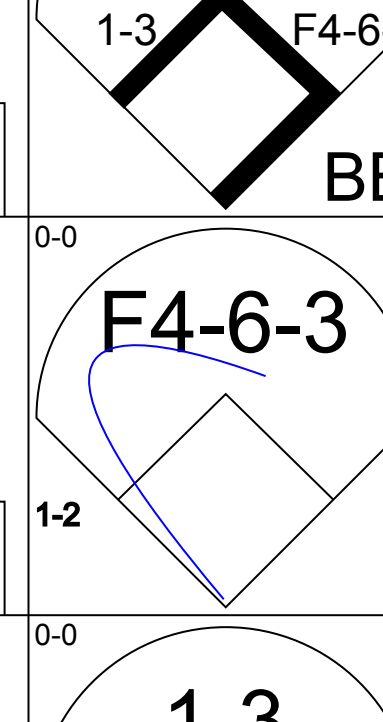
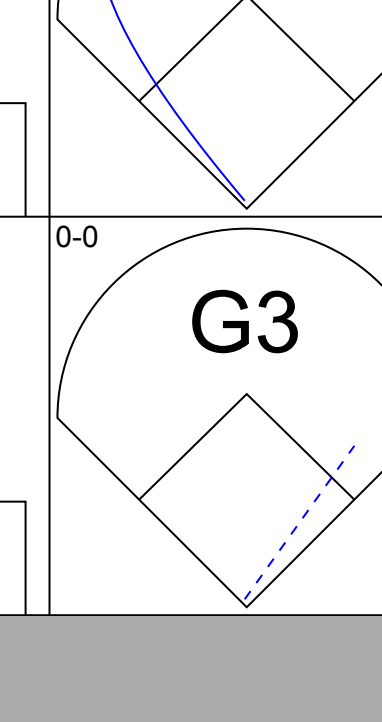
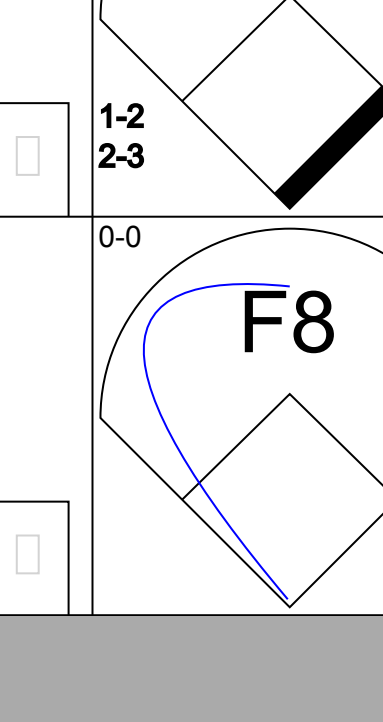
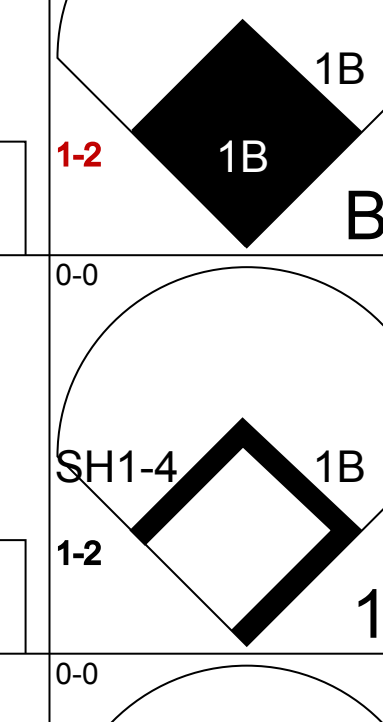
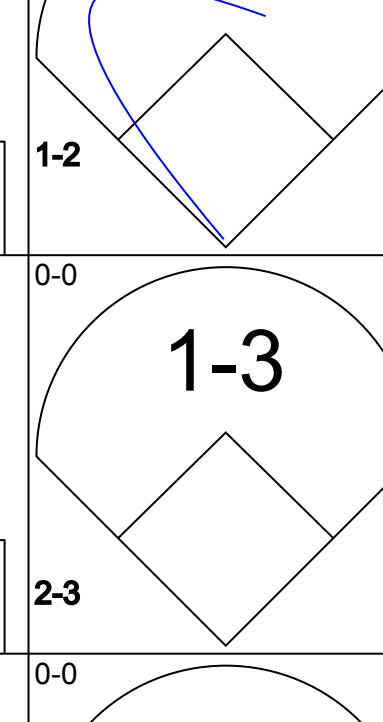
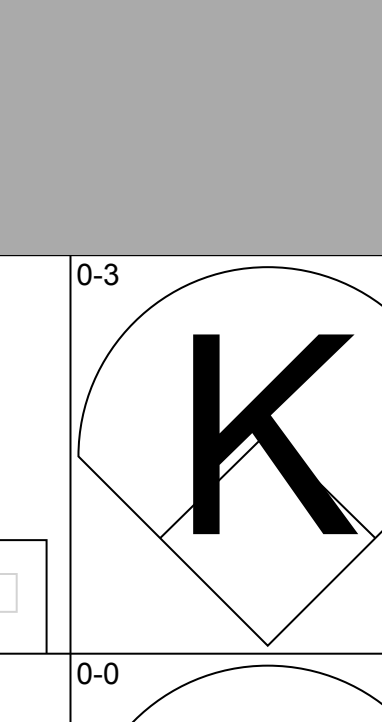
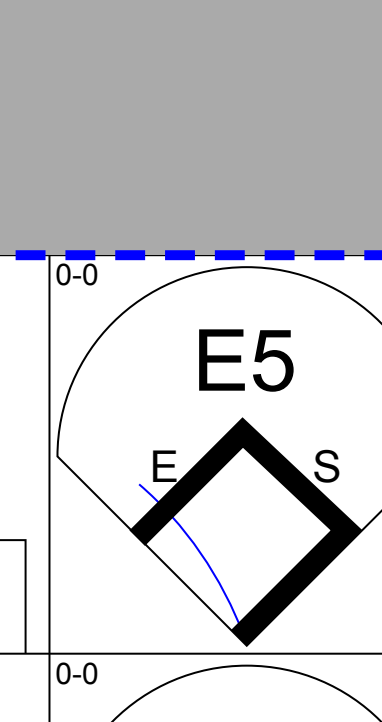
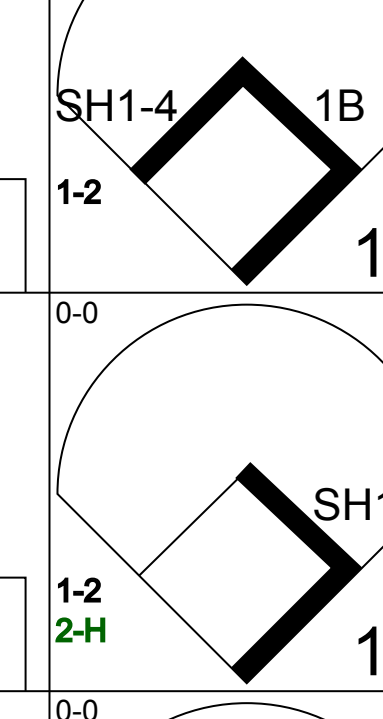
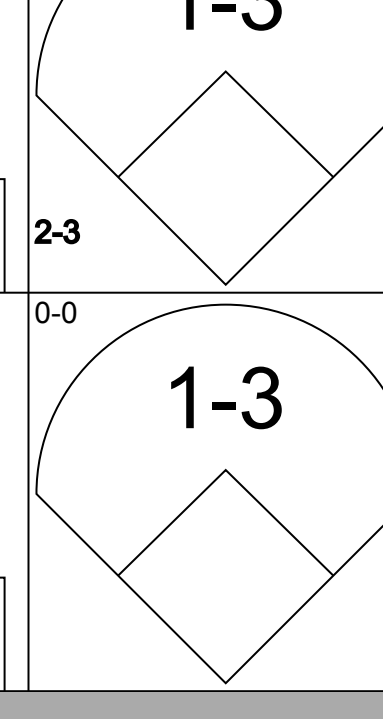
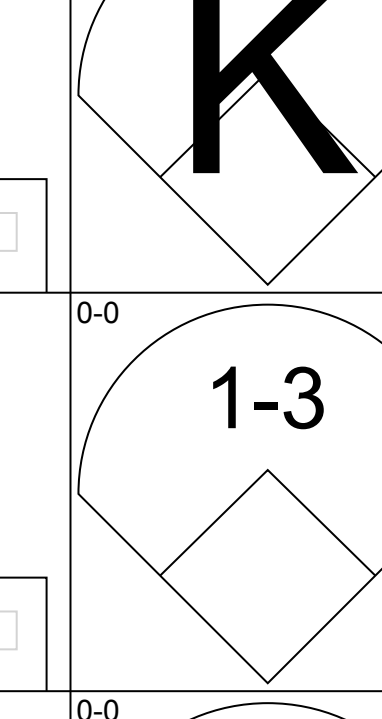
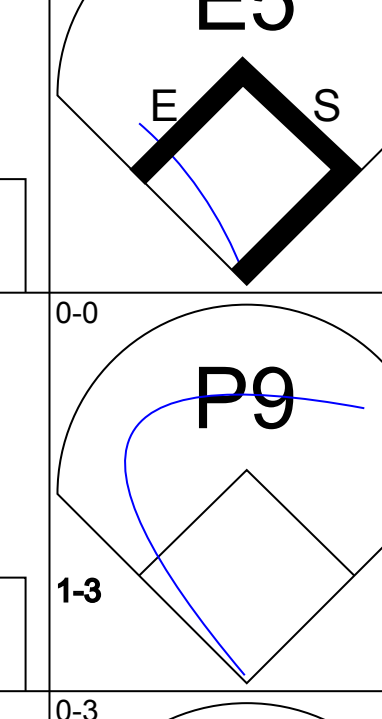
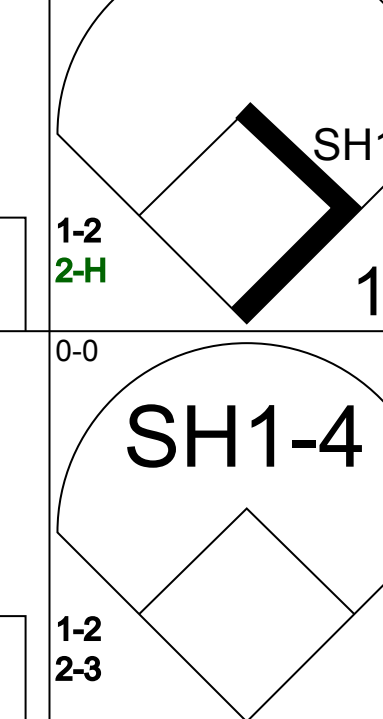
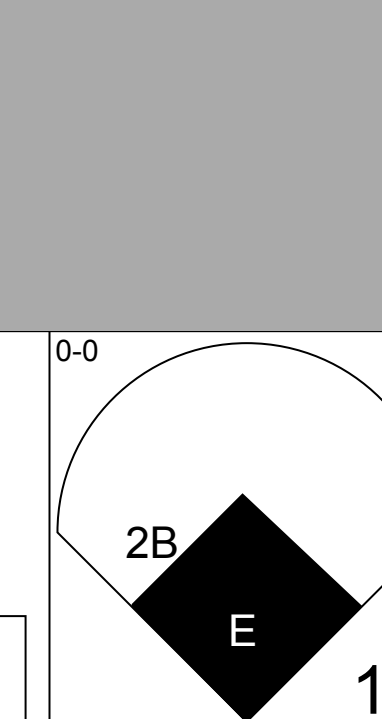
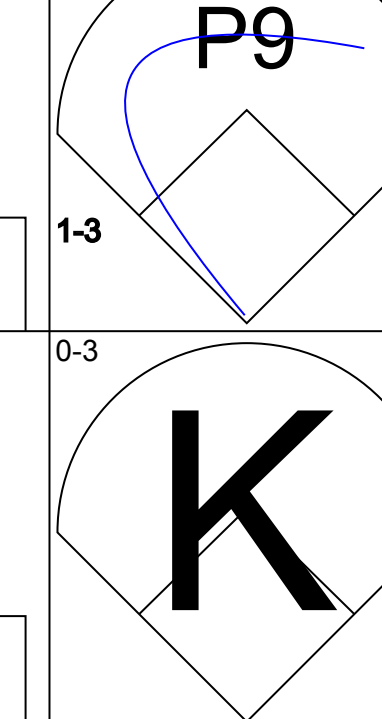


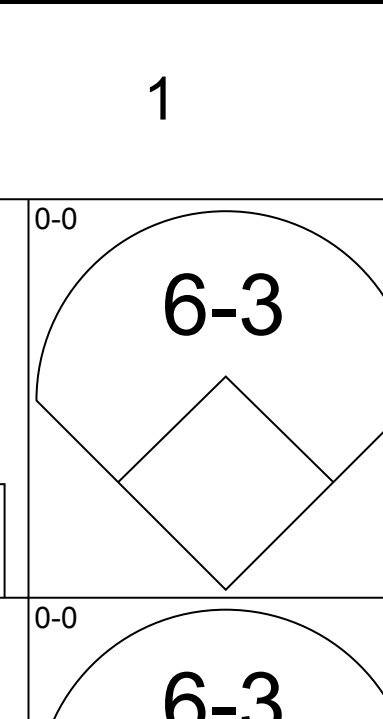
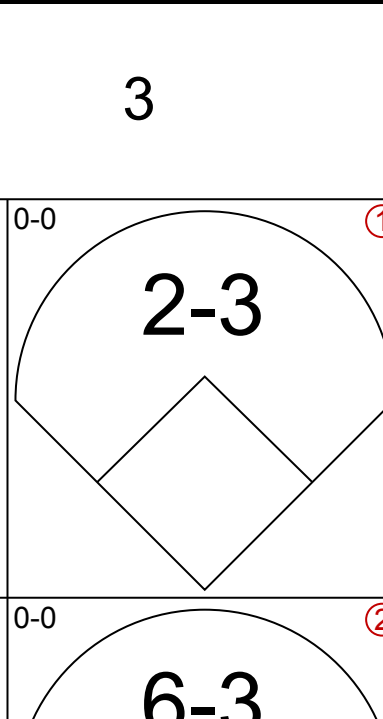
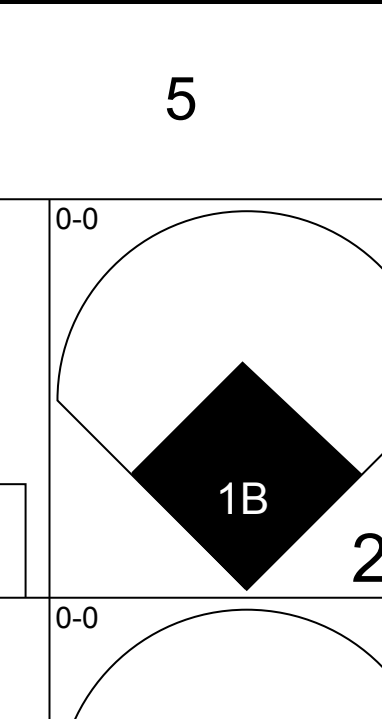
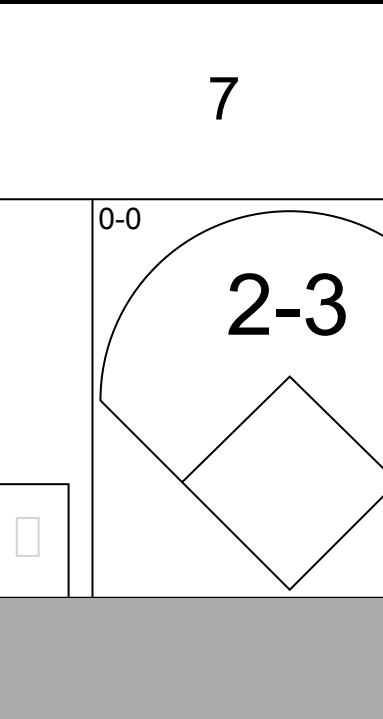
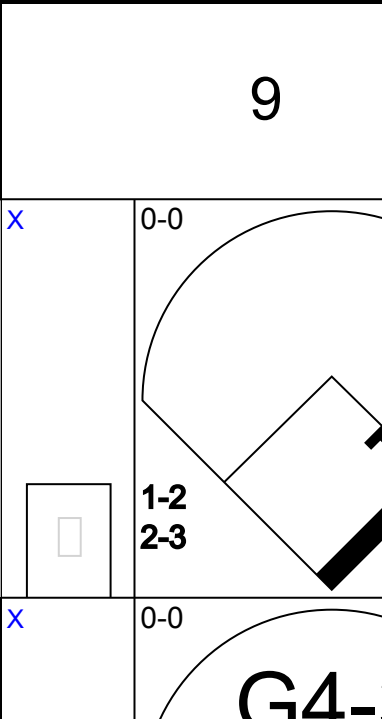

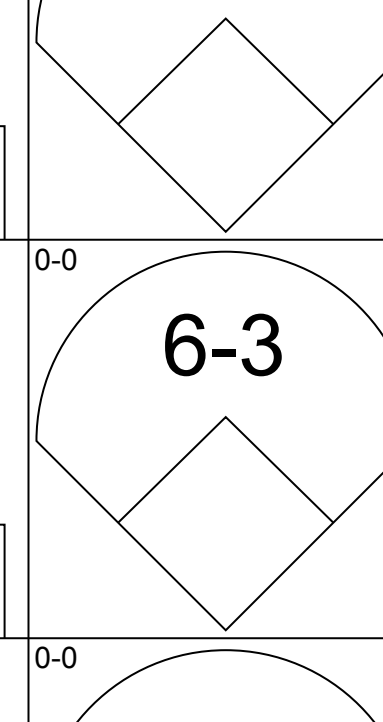
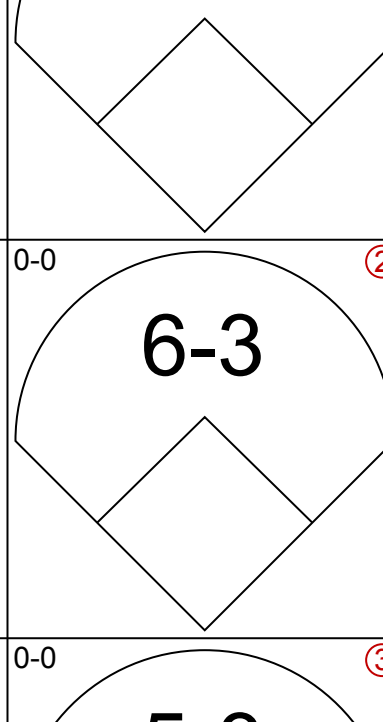
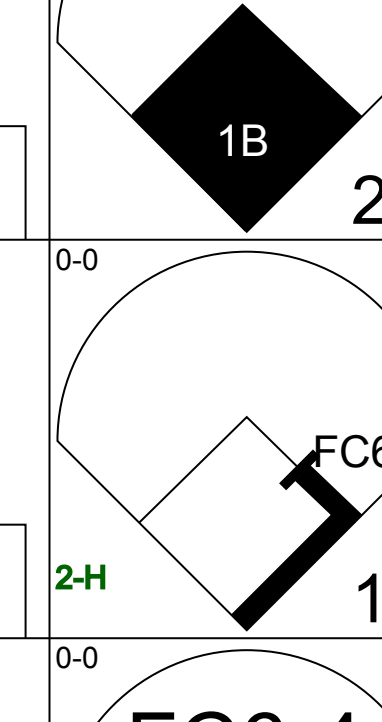
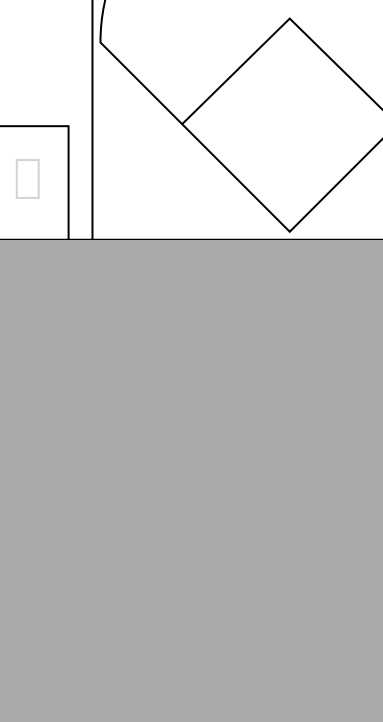
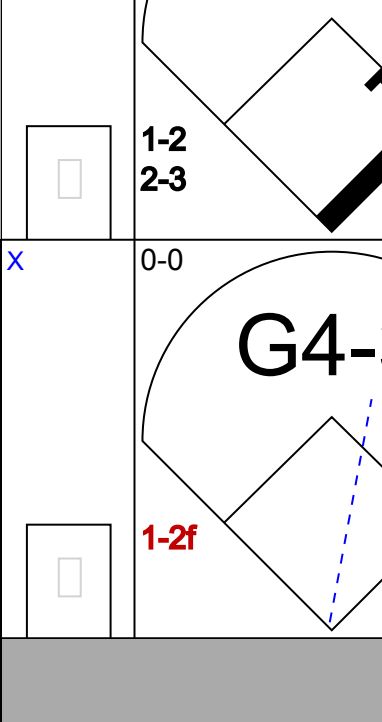
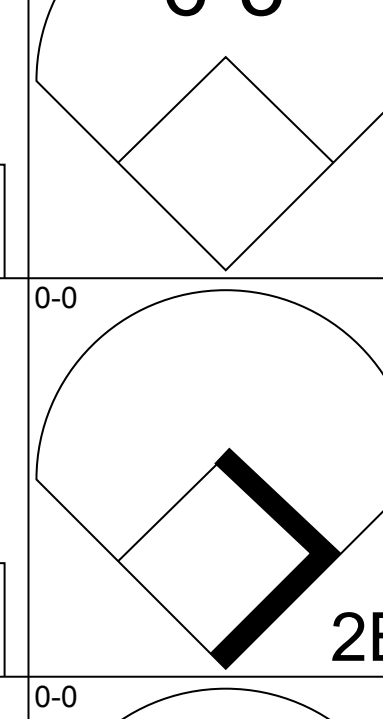
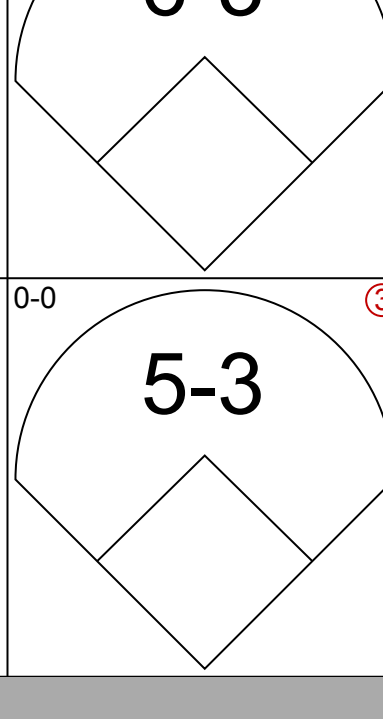
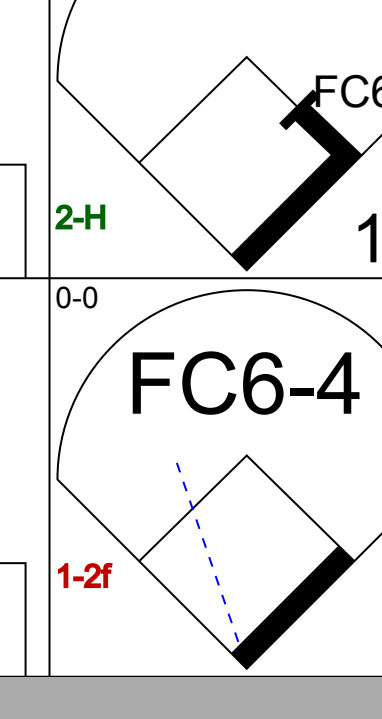

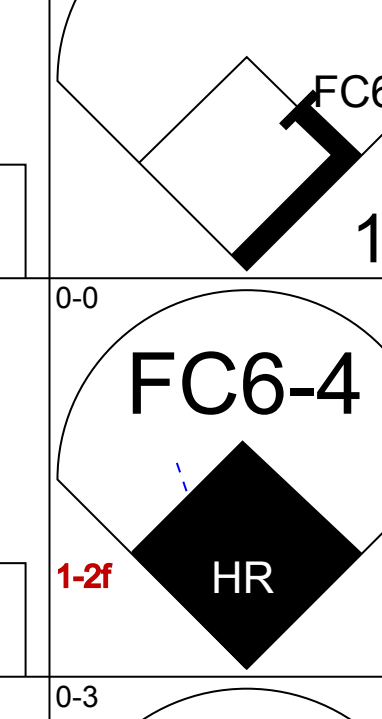
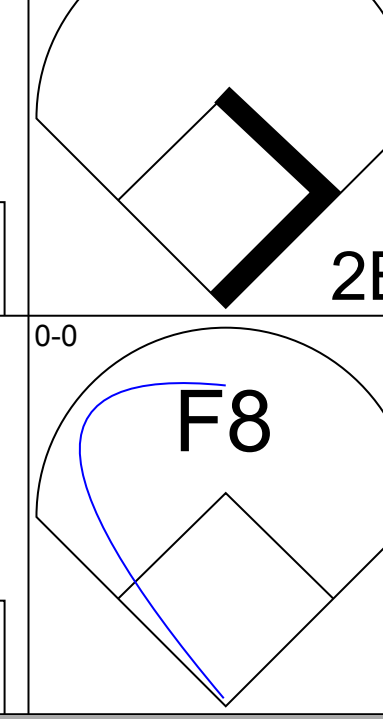
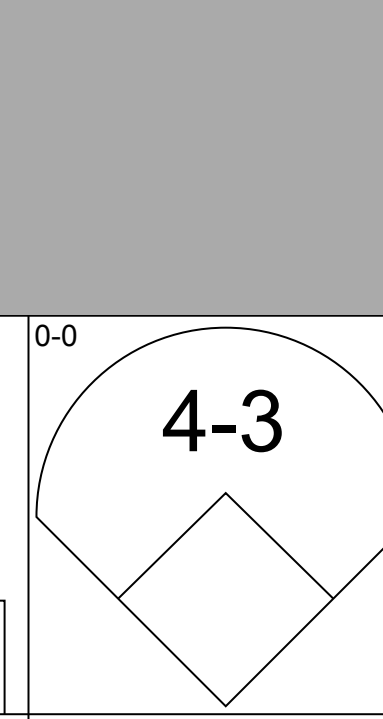
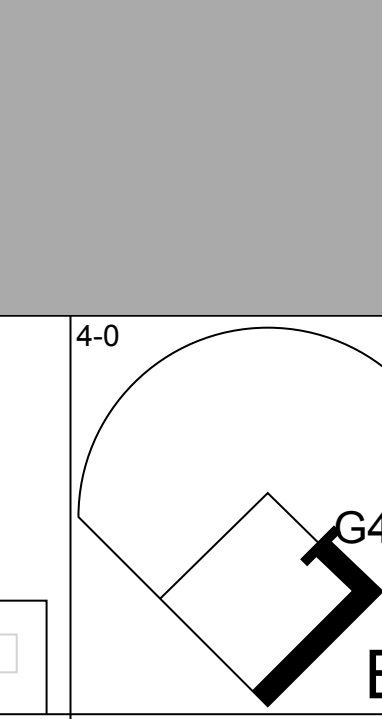
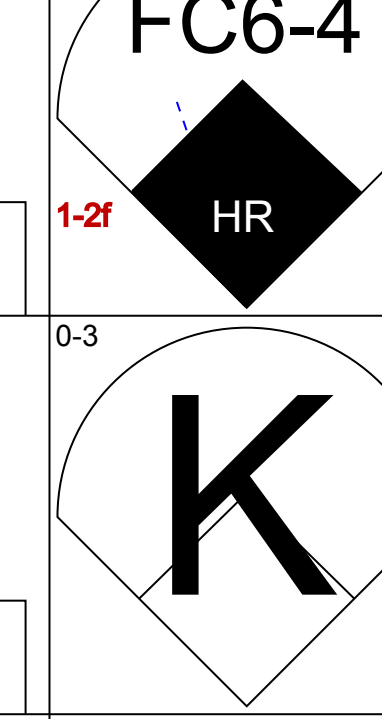
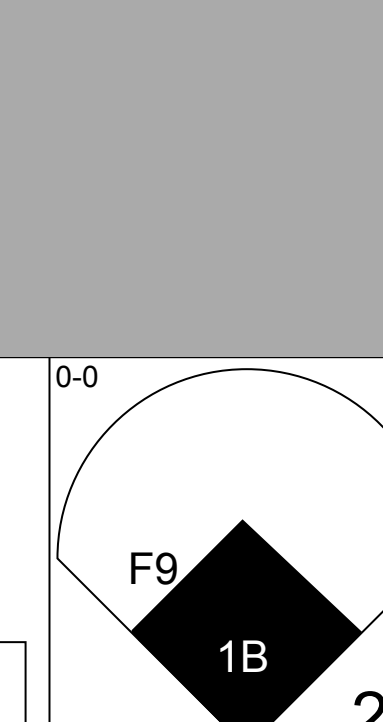
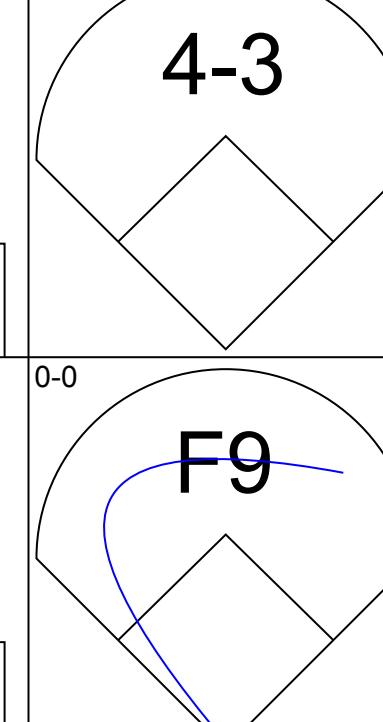
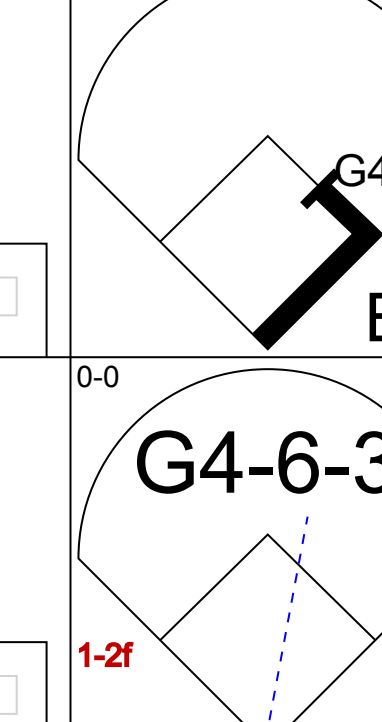
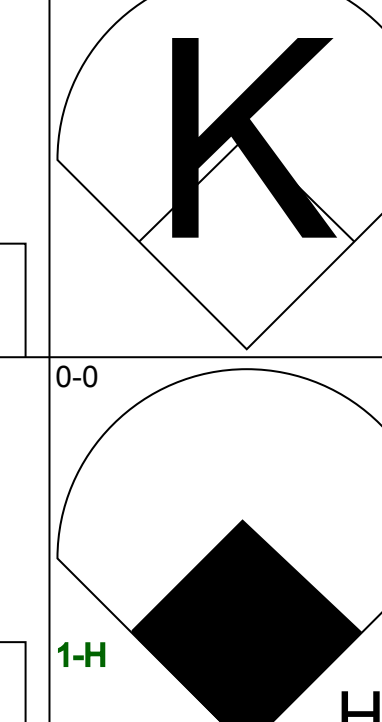
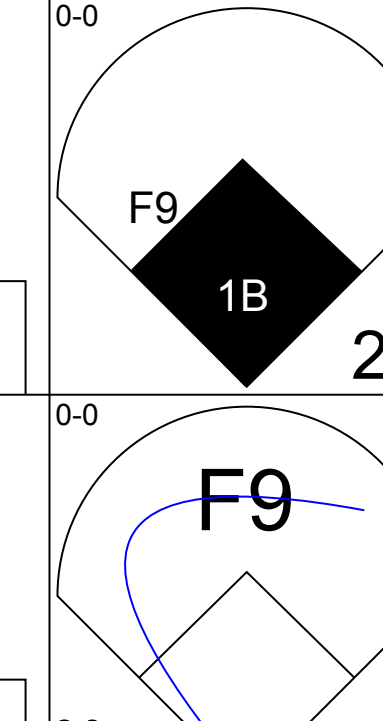
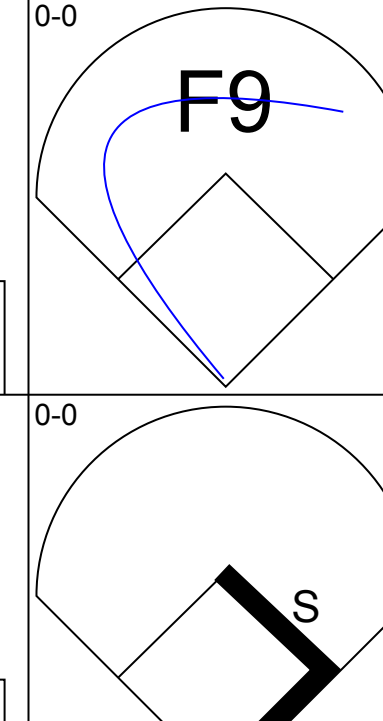
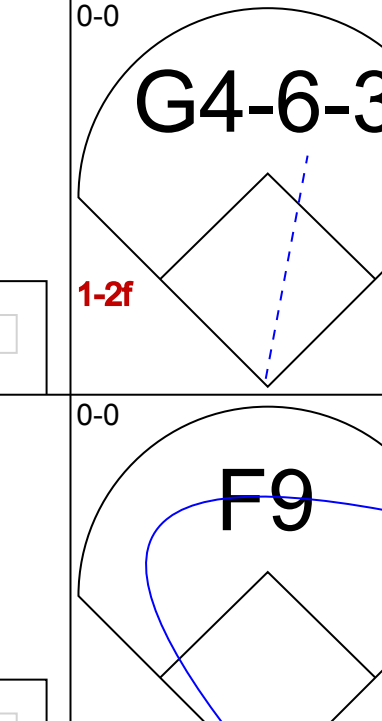
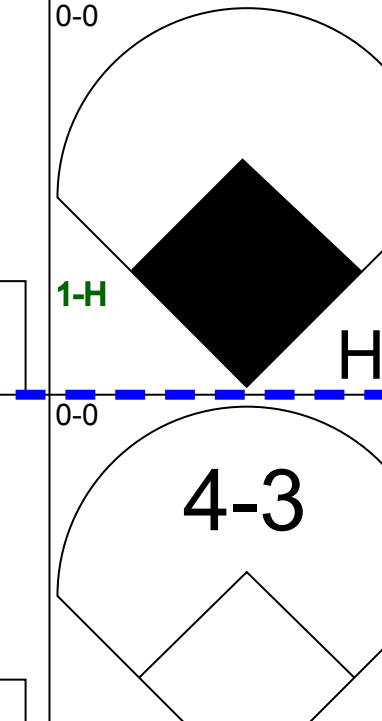
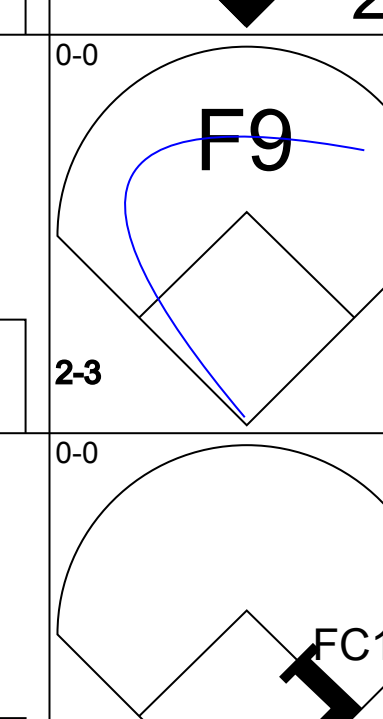
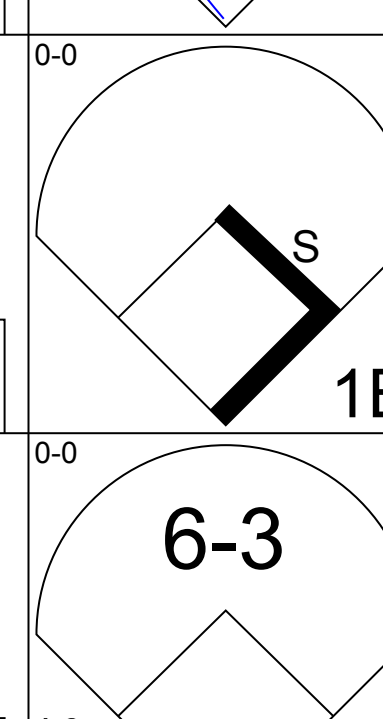
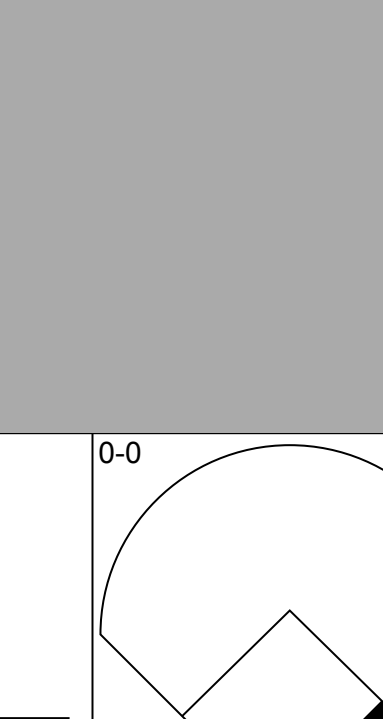
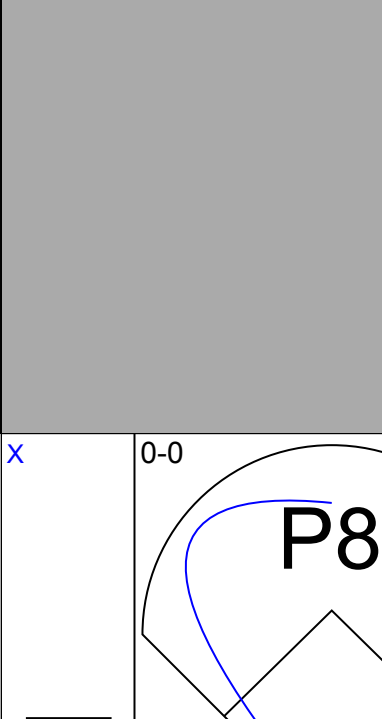
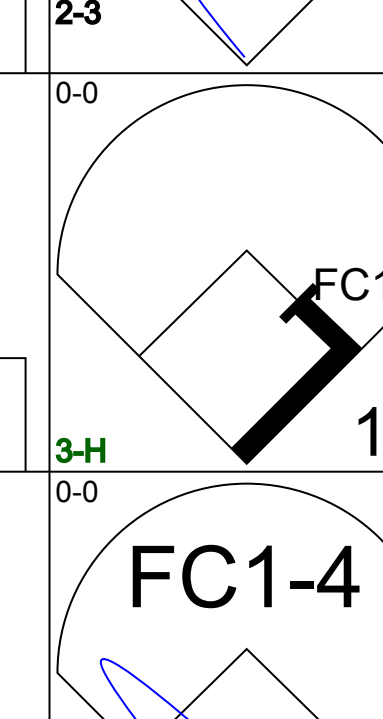

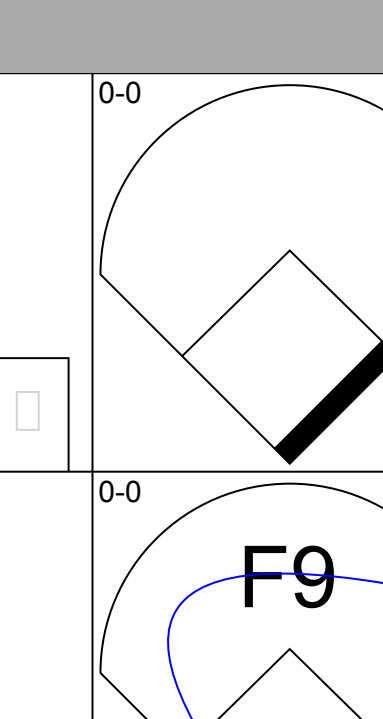
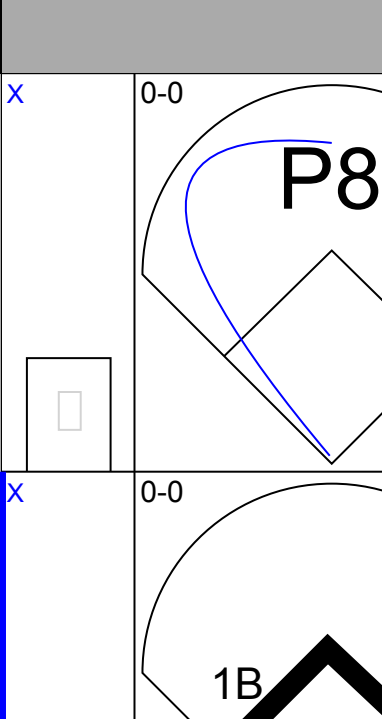
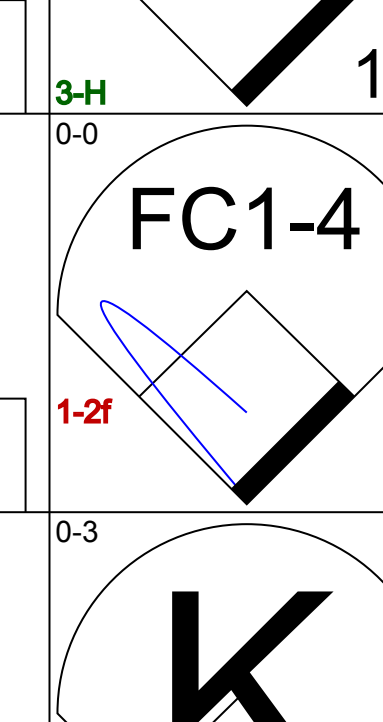
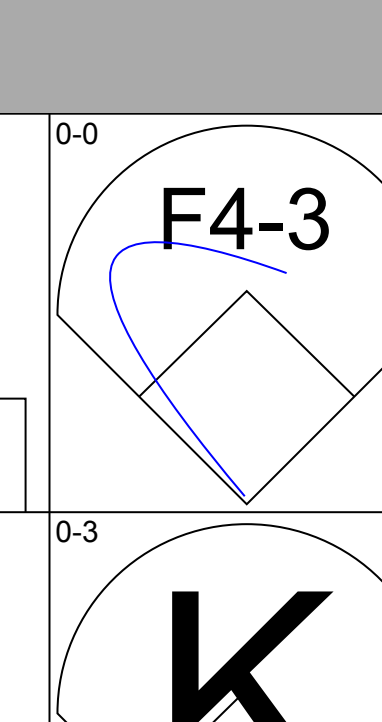
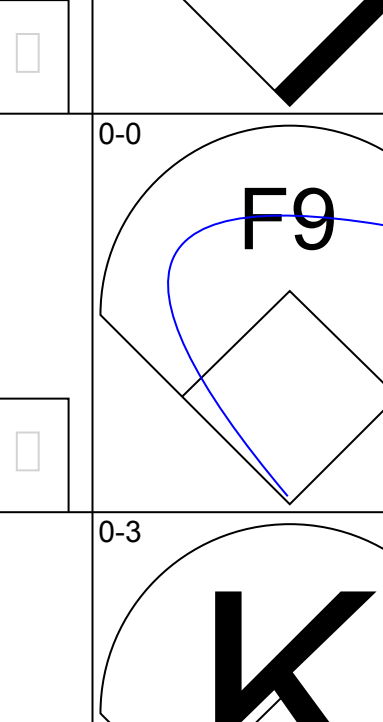
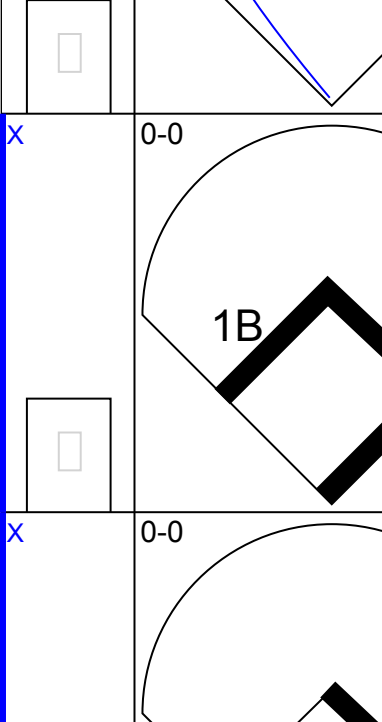
Batter	1	2	3	4	5	6	7	8	9	AB	R	H	RBI	BB	SO	LOB	BOTTOM								
Lee Mazzilli, S OBP: 0.371, SLG: 0.442 (1, 8)										2	1	0	0	2	0	2									
Tim Foli, R OBP: 0.227, SLG: 0.248 (1, 6)										4	0	1	0	0	0	0									
Steve Henderson, R OBP: 0.329, SLG: 0.392 (1, 7)										3	1	0	0	1	1	2									
Willie Montanez, L OBP: 0.321, SLG: 0.423 (1, 3)										4	1	2	2	0	1	1									
Ed Kranepool, L OBP: 0.244, SLG: 0.250 (1, 9)										2	0	0	1	0	0	0									
Lenny Randle, S OBP: 0.385, SLG: 0.336 (9, PH)										1	0	1	0	0	0	0									
John Stearns, R OBP: 0.355, SLG: 0.343 (1, 2)										4	1	1	0	0	0	2									
Joel Youngblood, R OBP: 0.313, SLG: 0.397 (1, 5)										4	0	1	1	0	1	0									
Doug Flynn, R OBP: 0.275, SLG: 0.273 (1, 4)										3	0	1	0	0	0	0									
Mike Bruhart, R OBP: 0.154, SLG: 0.154 (1, 1)										2	0	0	0	0	1	0									
Bruce Boisclair, L OBP: 0.310, SLG: 0.358 (7, PH)										1	0	0	0	0	1	2									
Skip Lockwood, R (8, 1)										0	0	0	0	0	0	0									
Inning Stats	R: 2 E: 0 K: 0 S: 5	H: 2 LOB: 1 BB: 1 P: 9	R: 0 E: 0 K: 0 S: 3	H: 0 LOB: 0 BB: 0 P: 3	R: 0 E: 0 K: 0 S: 3	H: 0 LOB: 0 BB: 0 P: 3	R: 1 E: 0 K: 1 S: 6	H: 1 LOB: 0 BB: 0 P: 6	R: 0 E: 0 K: 1 S: 4	H: 0 LOB: 0 BB: 1 P: 8	R: 0 E: 0 K: 0 S: 2	H: 0 LOB: 0 BB: 1 P: 6	R: 1 E: 0 K: 1 S: 8	H: 3 LOB: 2 BB: 0 P: 8	R: 0 E: 0 K: 2 S: 7	H: 0 LOB: 0 BB: 0 P: 7	R: 0 E: 0 K: 0 S: 3	H: 1 LOB: 0 BB: 0 P: 3	1B: 5 2B: 2 3B: 0 HR: 1	SF: 1 SAC: 0 DP: 2 HBP: 0	WP: 0 PB: 0 SB: 0 CS: 1	PA: 35			
PITCHER	IP	WLS	BF	H	R	ER	SO	BB	IBB	HBP	BLK	WP	HR	S	P	ERA	WHIP								
Bob Forsch, R ERA: 2.51 (1, 1)	7.0	W	28	6	4	4	3	3	0	0	0	0	0	31	43	5.14	1.286								
Buddy Schultz, L ERA: 3.03 (8, 1)	2.0	S	6	1	0	0	2	0	0	0	0	0	0	10	10	0.00	0.500								

St. Louis Cardinals @ New York Mets
Shea Stadium, Flushing, NY
Wed May 31 1978, 7:05 PM EDT
Att: 3,933 - Unknown

AB	30
R	4
H	7
RBI	4
BB	3
SO	5
LOB	9



Batter	1	2	3	4	5	6	7	8	9	AB	R	H	RBI	BB	SO	LOB	TOP														
Gene Richards, L OBP: 0.352, SLG: 0.367 (1, 8)										5	0	0	0	0	1	4	<p>San Diego Padres @ New York Mets Shea Stadium, Flushing, NY Fri Jun 02 1978, 7:05 PM EDT Att: 9,943 - Unknown</p> <p>livebaseballscorecards.com</p> <table border="0"> <tr><td>AB</td><td>34</td></tr> <tr><td>R</td><td>5</td></tr> <tr><td>H</td><td>7</td></tr> <tr><td>RBI</td><td>5</td></tr> <tr><td>BB</td><td>5</td></tr> <tr><td>SO</td><td>4</td></tr> <tr><td>LOB</td><td>15</td></tr> </table> 	AB	34	R	5	H	7	RBI	5	BB	5	SO	4	LOB	15
AB	34																														
R	5																														
H	7																														
RBI	5																														
BB	5																														
SO	4																														
LOB	15																														
Ozzie Smith, S OBP: 0.270, SLG: 0.317 (1, 6)					 2B		 S 1B			5	1	2	0	0	0	0															
Oscar Gamble, L OBP: 0.329, SLG: 0.336 Chuck Baker, R OBP: 0.333, SLG: 0.343 Jerry Turner, L OBP: 0.294, SLG: 0.458 Mike Champion, R OBP: 0.375, SLG: 0.333 (1, 7)					 HR					4	1	1	1	0	0	2															
Dave Winfield, R OBP: 0.316, SLG: 0.435 (1, 9)					 1-H 3-H		 IBB			4	1	1	3	1	0	1															
Gene Tenace, R OBP: 0.418, SLG: 0.432 (1, 3)		 BB		 BB				 1-2 2-3		1	0	0	0	3	0	0															
Rick Sweet, S OBP: 0.345, SLG: 0.266 (1, 2)		 BB		 1-2						3	1	0	0	1	0	4															
Bill Almon, R OBP: 0.340, SLG: 0.354 (1, 5)		 1B		 2-3				 E S		4	0	1	0	0	1	1															
Derrel Thomas, S OBP: 0.308, SLG: 0.291 (1, 4)		 1B						 1-3		4	0	1	1	0	0	2															
Randy Jones, R OBP: 0.148, SLG: 0.148 Rollie Fingers, R OBP: 0.333, SLG: 0.333 (1, 1)		 1-2 2-3				 E 1B				3	1	1	0	0	1	1															
Inning Stats	R: 0 E: 0 K: 1 S: 6	H: 1 LOB: 1 P: 6	R: 1 E: 0 K: 0 S: 4	H: 2 LOB: 2 BB: 2 P: 12	R: 0 E: 0 K: 0 S: 3	H: 0 LOB: 0 BB: 0 P: 3	R: 0 E: 0 K: 0 S: 3	H: 0 LOB: 1 BB: 1 P: 7	R: 4 E: 1 K: 0 S: 7	H: 3 LOB: 0 BB: 0 P: 7	R: 0 E: 0 K: 1 S: 5	H: 0 LOB: 0 BB: 0 P: 5	R: 0 E: 0 K: 0 S: 4	H: 1 LOB: 3 BB: 2 P: 12	R: 0 E: 1 K: 1 S: 6	H: 0 LOB: 1 BB: 0 P: 6	R: 0 E: 0 K: 1 S: 5	H: 0 LOB: 0 BB: 0 P: 5	1B: 5 2B: 1 3B: 0 HR: 1	SF: 0 SAC: 1 DP: 0 HBP: 0	WP: 0 PB: 0 SB: 2 CS: 1	PA: 40									
PITCHER	IP WLS BF H R ER SO BB IBB HBP BLK WP HR S P ERA WHIP	IP WLS BF H R ER SO BB IBB HBP BLK WP HR S P ERA WHIP																													
Nino Espinosa, R ERA: 3.5 Dale Murray, R ERA: 4.74 (1, 1)	7.0 L 33 7 5 4 2 4 1 0 0 0 1 32 52 5.14 1.571	2.0 S 7 0 0 0 2 0 0 0 0 0 0 11 11 0.00 0.000																													

Batter	1	2	3	4	5	6	7	8	9	AB	R	H	RBI	BB	SO	LOB	BOTTOM														
Lenny Randle, S OBP: 0.380, SLG: 0.331 Tom Grieve, R OBP: 0.333, SLG: 0.375 (1, 5)					 2B				 1B	2	0	0	0	0	0	0	<p>San Diego Padres @ New York Mets Shea Stadium, Flushing, NY Fri Jun 02 1978, 7:05 PM EDT Att: 9,943 - Unknown</p> <p>livebaseballscorecards.com</p> <table border="0"> <tr><td>AB</td><td>37</td></tr> <tr><td>R</td><td>4</td></tr> <tr><td>H</td><td>12</td></tr> <tr><td>RBI</td><td>4</td></tr> <tr><td>BB</td><td>1</td></tr> <tr><td>SO</td><td>4</td></tr> <tr><td>LOB</td><td>15</td></tr> </table> 	AB	37	R	4	H	12	RBI	4	BB	1	SO	4	LOB	15
AB	37																														
R	4																														
H	12																														
RBI	4																														
BB	1																														
SO	4																														
LOB	15																														
Elliott Maddox, R OBP: 0.364, SLG: 0.341 (1, 9)					 1B		 1B		 1-2 2-3	5	0	2	1	0	0	3															
Steve Henderson, R OBP: 0.327, SLG: 0.394 (1, 7)					 1-2		 HR			4	1	1	0	0	0	2															
Willie Montanez, L OBP: 0.320, SLG: 0.417 (1, 3)						 BB				3	0	0	0	1	1	2															
John Stearns, R OBP: 0.358, SLG: 0.374 (1, 2)		 1B				 1-2		 1-H		4	2	2	2	0	0	1															
Lee Mazzilli, S OBP: 0.366, SLG: 0.438 (1, 8)		 2-3		 1B						4	0	1	0	0	0	1															
Tim Foli, R OBP: 0.237, SLG: 0.257 (1, 6)		 3-H 1B		 1-2						4	0	2	1	0	0	1															
Doug Flynn, R OBP: 0.270, SLG: 0.269 Bruce Boisclair, L OBP: 0.316, SLG: 0.365 (1, 4)		 1-2							 1B	3	0	0	0	0	0	2															
Nino Espinosa, R OBP: 0.214, SLG: 0.286 Joel Youngblood, R OBP: 0.308, SLG: 0.390 Dale Murray, R OBP: 0.333, SLG: 0.333 Ed Kranepool, L OBP: 0.262, SLG: 0.270 (1, 1)									 1-2	2	0	0	0	0	2	1															
Inning Stats	R: 0 E: 0 K: 0 S: 4	H: 1 LOB: 1 P: 4	R: 1 E: 0 K: 1 S: 7	H: 2 LOB: 1 BB: 0 P: 7	R: 0 E: 0 K: 0 S: 3	H: 0 LOB: 0 BB: 0 P: 3	R: 0 E: 0 K: 0 S: 4	H: 1 LOB: 1 BB: 0 P: 4	R: 1 E: 0 K: 1 S: 7	H: 2 LOB: 1 BB: 0 P: 7	R: 0 E: 0 K: 0 S: 2	H: 0 LOB: 0 BB: 1 P: 6	R: 0 E: 0 K: 1 S: 6	H: 1 LOB: 1 BB: 0 P: 6	R: 2 E: 0 K: 1 S: 7	H: 2 LOB: 0 BB: 0 P: 7	R: 0 E: 0 K: 0 S: 5	H: 3 LOB: 2 BB: 0 P: 5	1B: 8 2B: 3 3B: 0 HR: 1	SF: 0 SAC: 0 DP: 2 HBP: 0	WP: 0 PB: 0 SB: 1 CS: 0	PA: 38									
PITCHER	IP WLS BF H R ER SO BB IBB HBP BLK WP HR S P ERA WHIP	IP WLS BF H R ER SO BB IBB HBP BLK WP HR S P ERA WHIP																													
Randy Jones, L ERA: 2.63 Rollie Fingers, R ERA: 3.55 (1, 1)	7.2 S 32 9 4 0 4 1 0 0 0 0 6 43 4.70 1.304	1.1 S 6 3 0 0 0 0 0 0 0 0 0 6 6 0.00 2.250																													

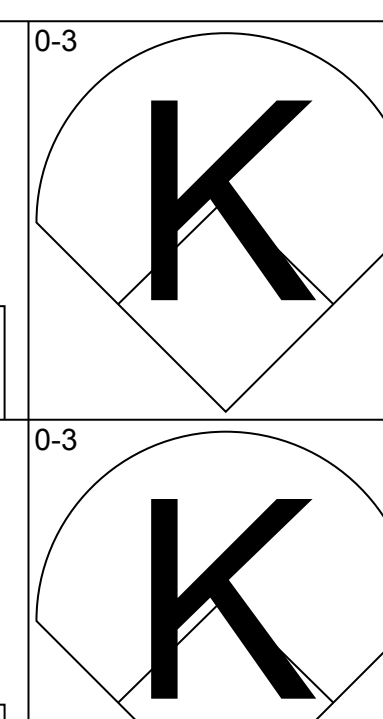
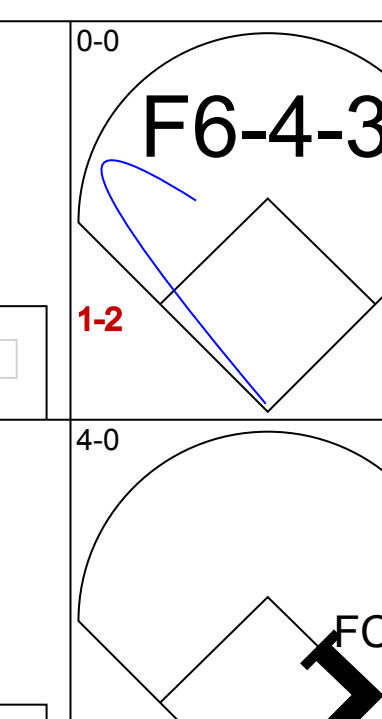
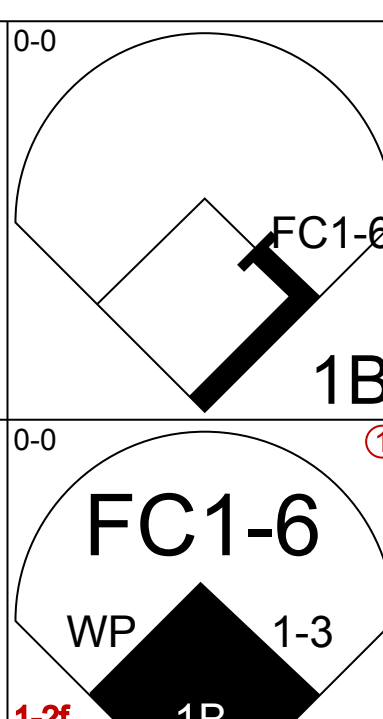
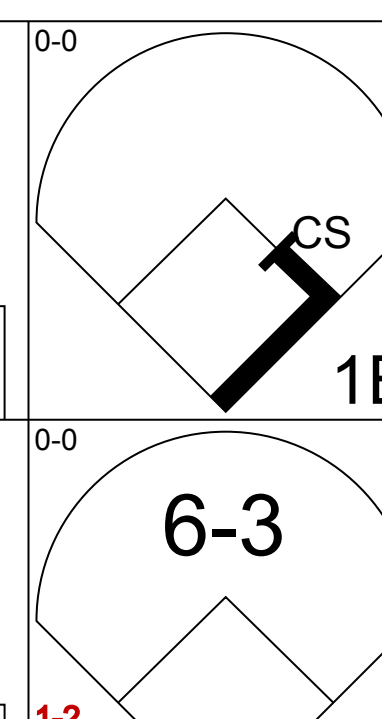
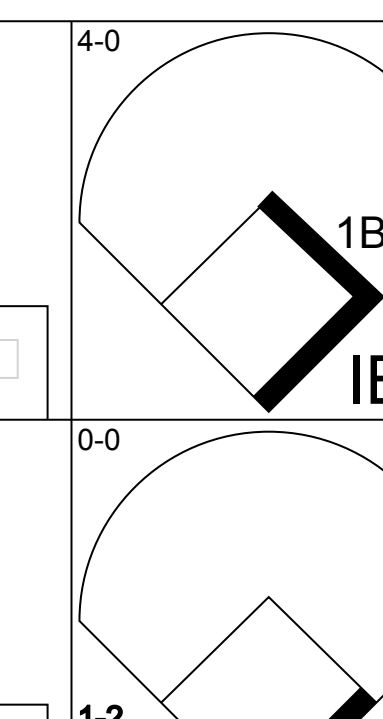
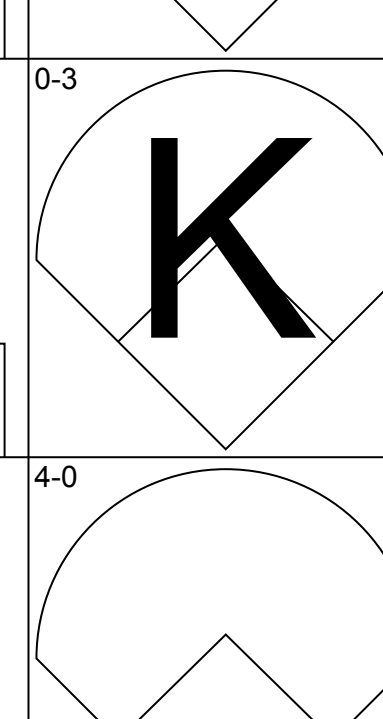
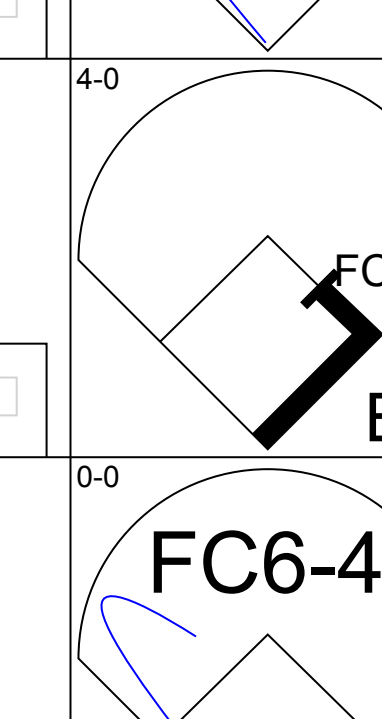
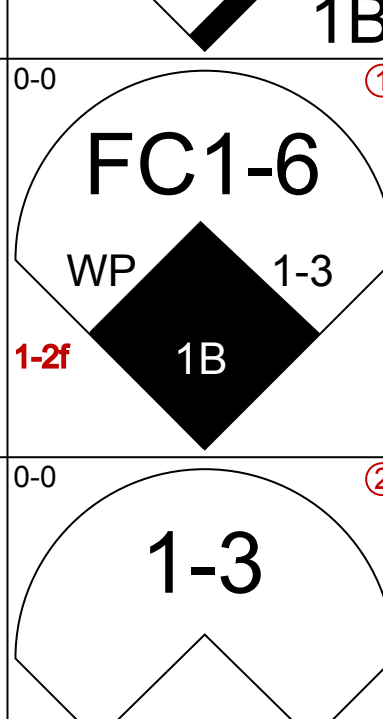
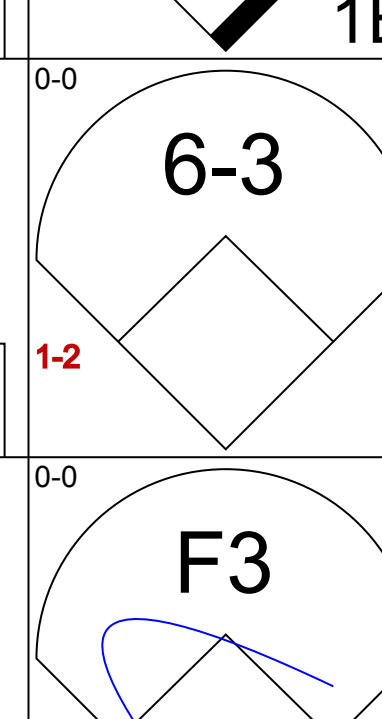
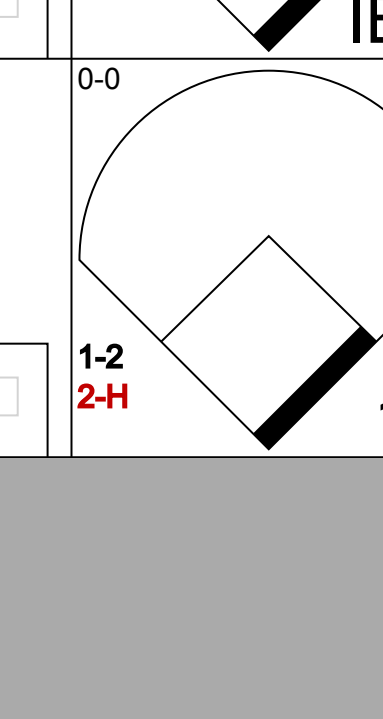
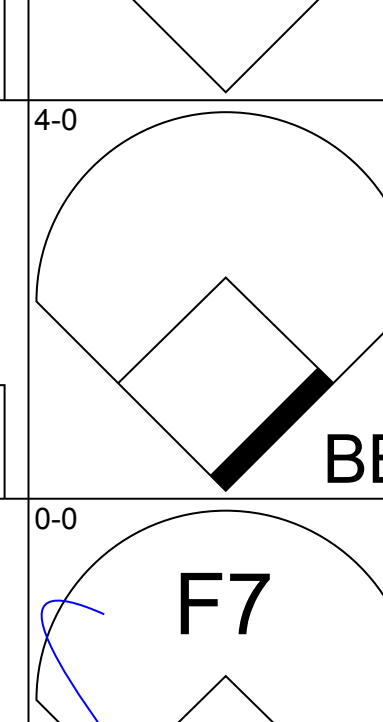
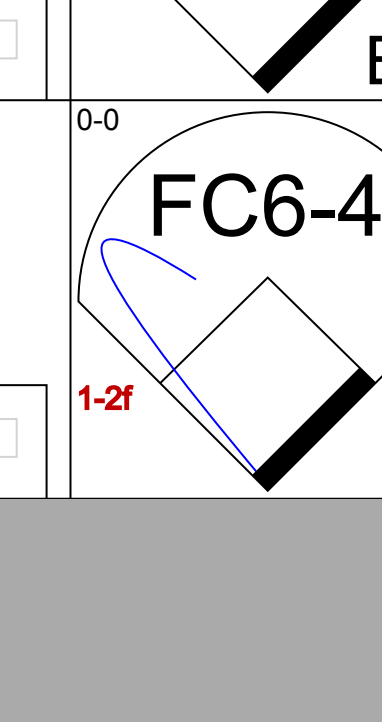
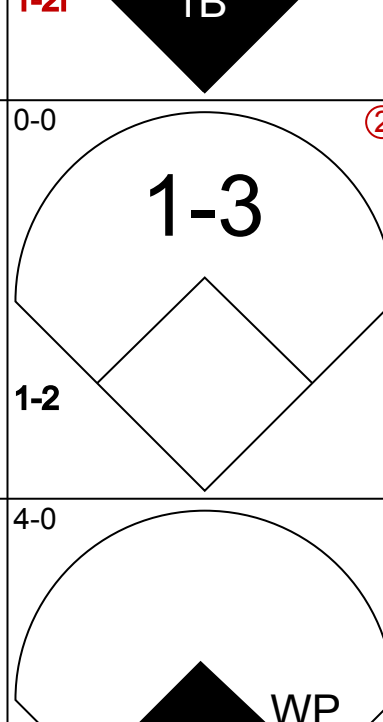
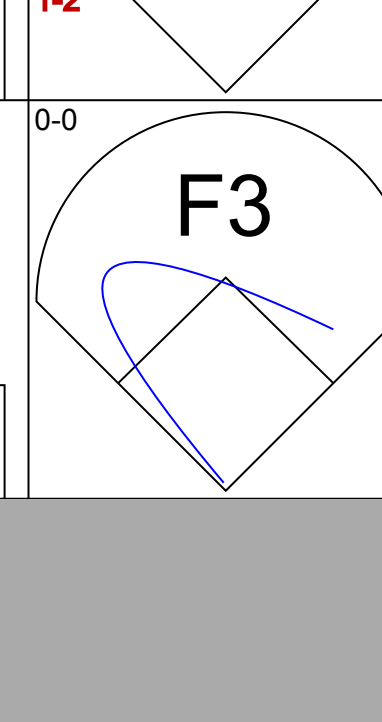

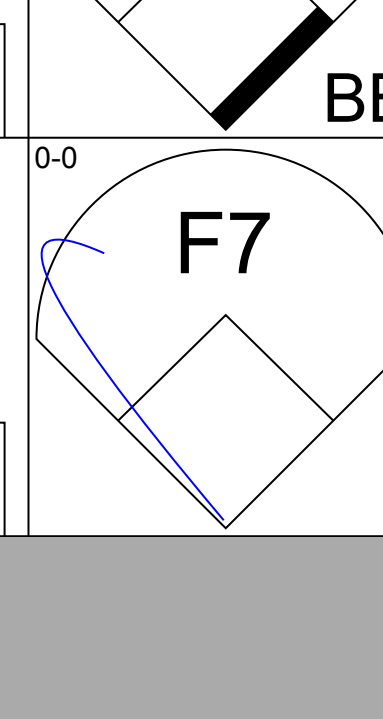
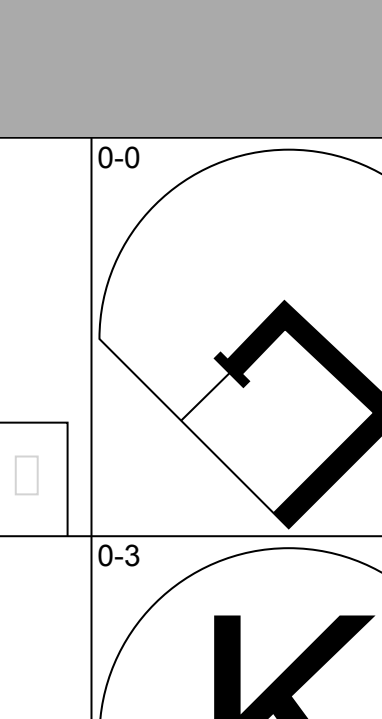
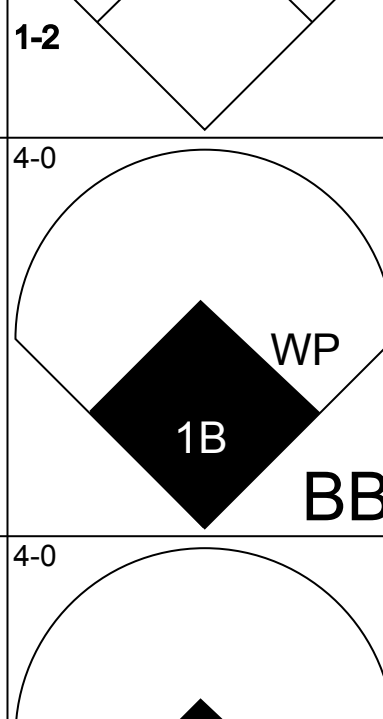
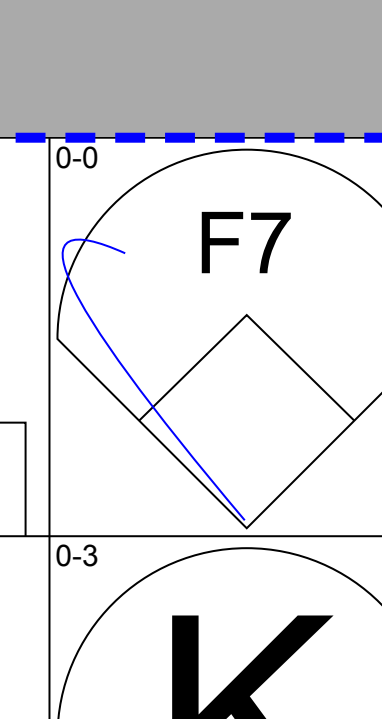
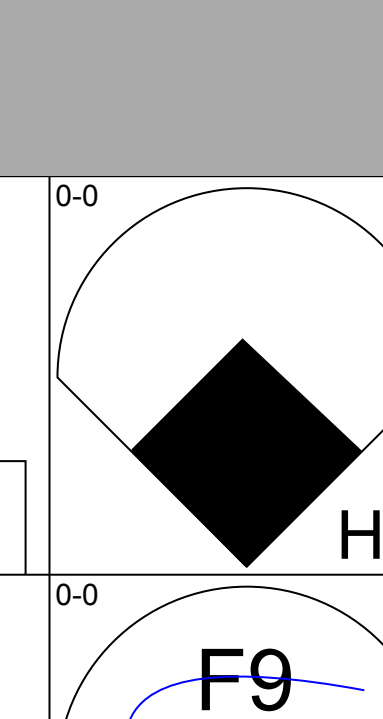
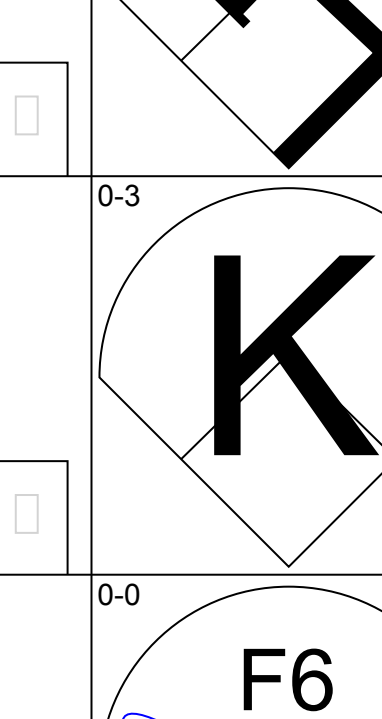
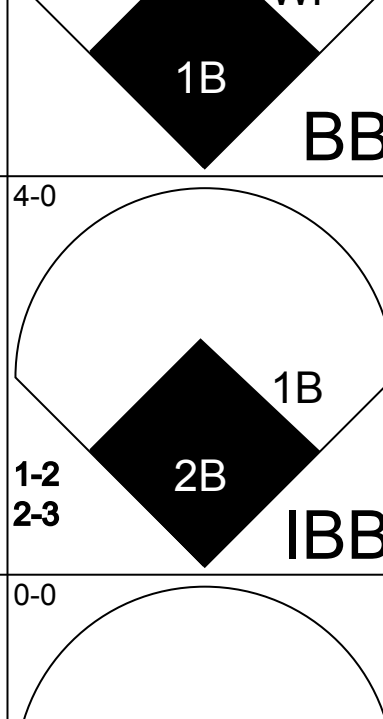
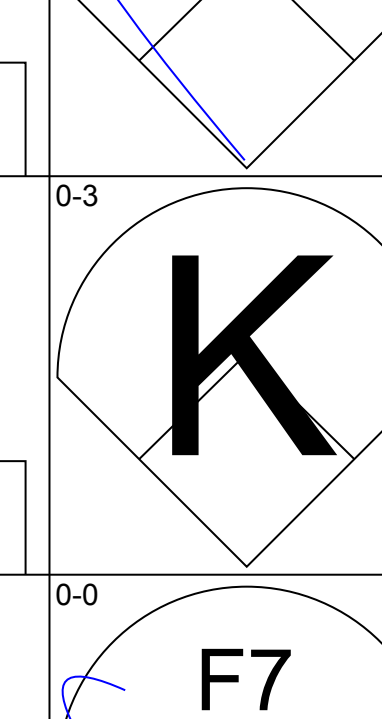
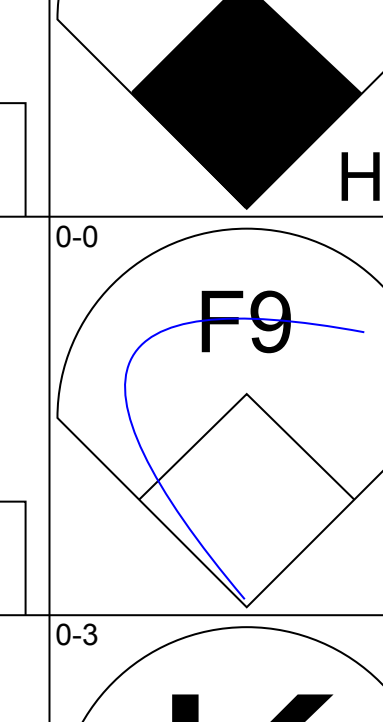
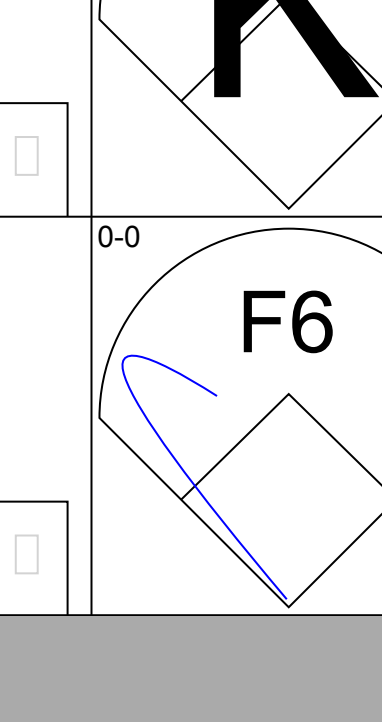
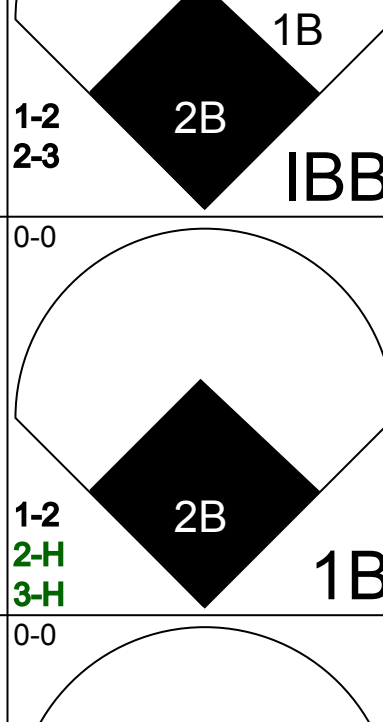
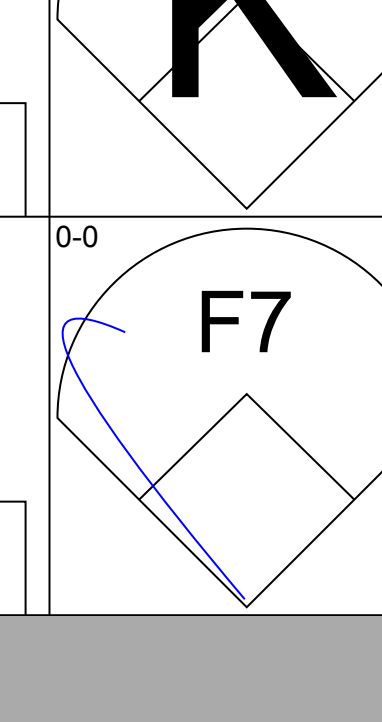
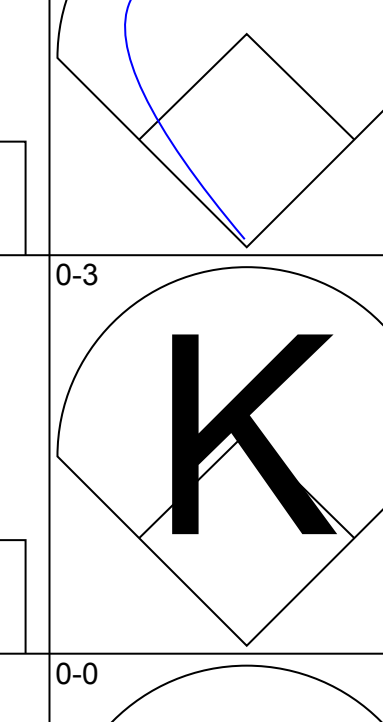
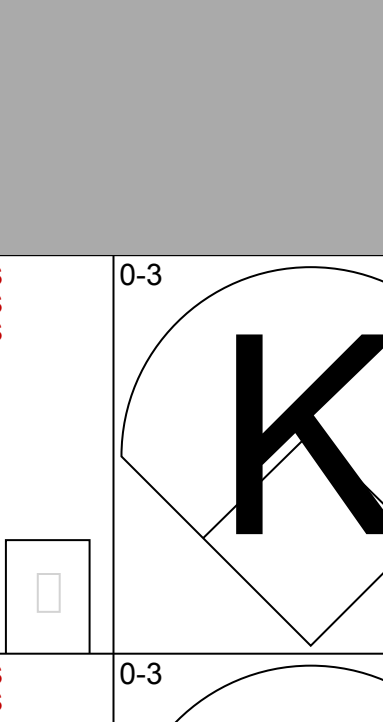
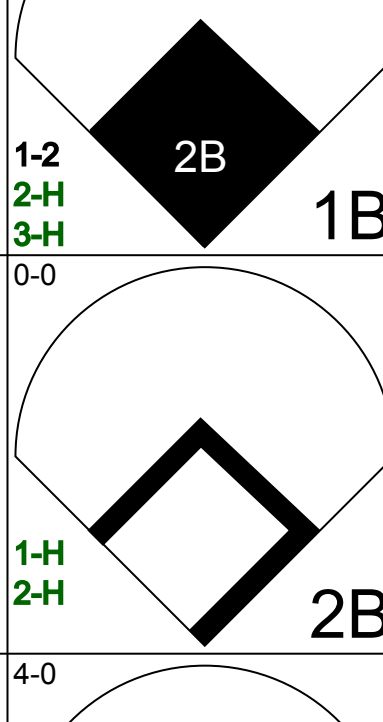
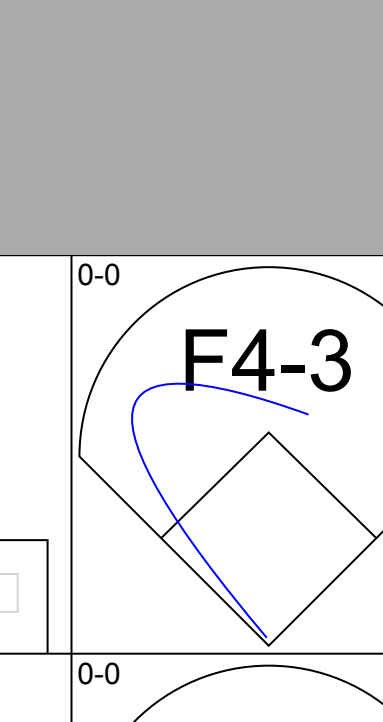
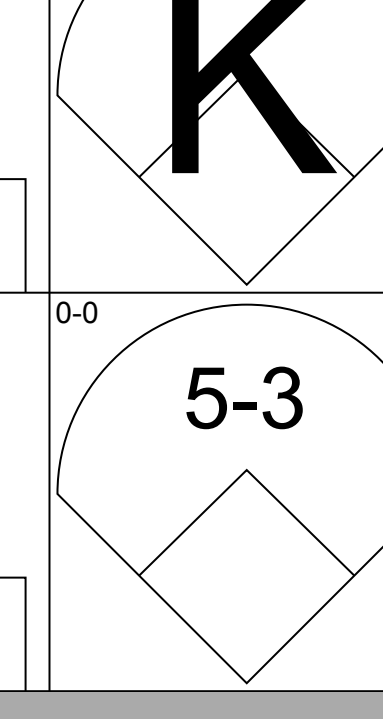
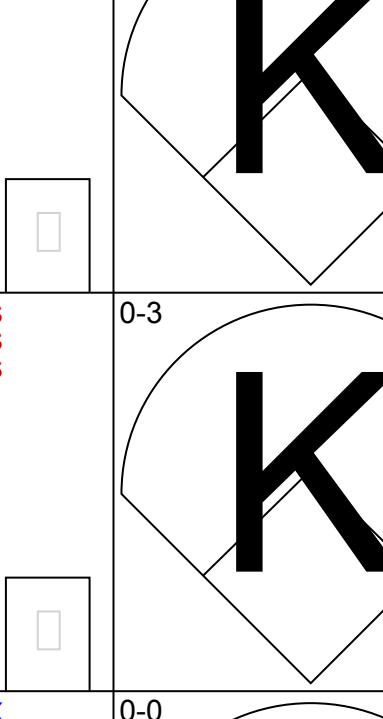
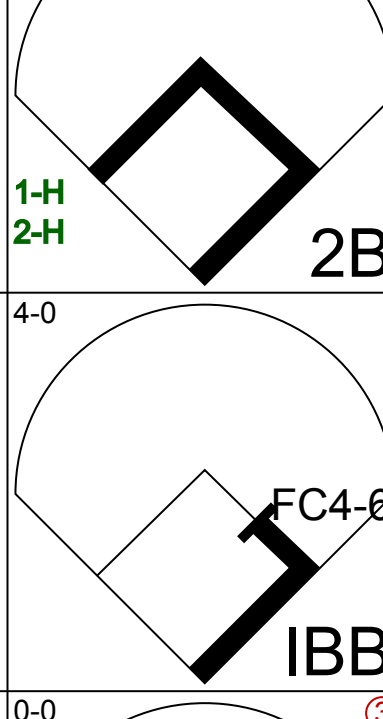
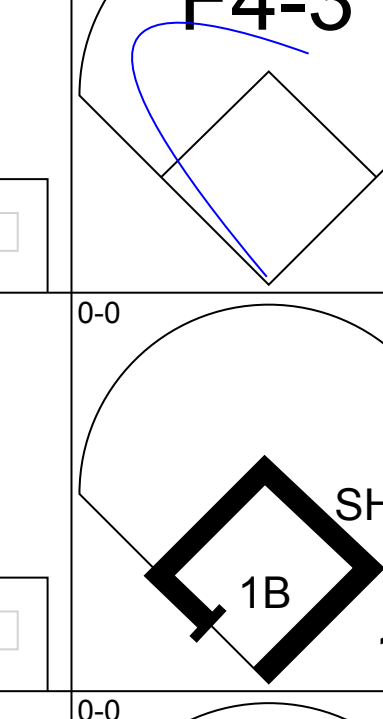
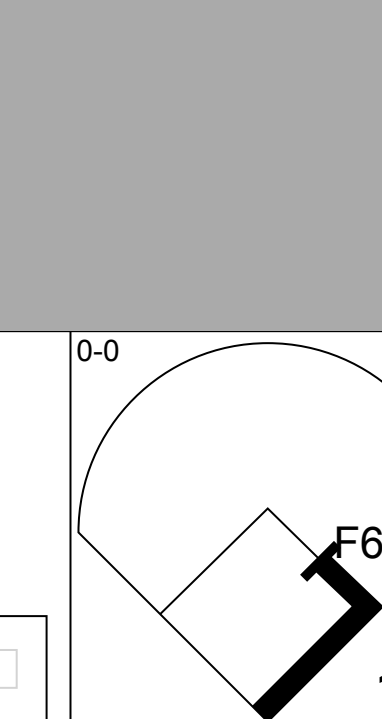
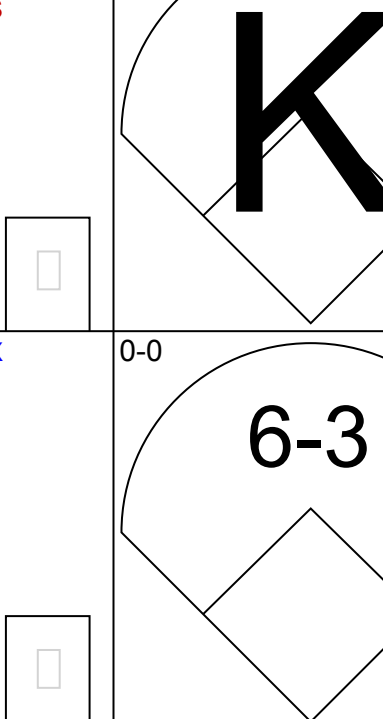
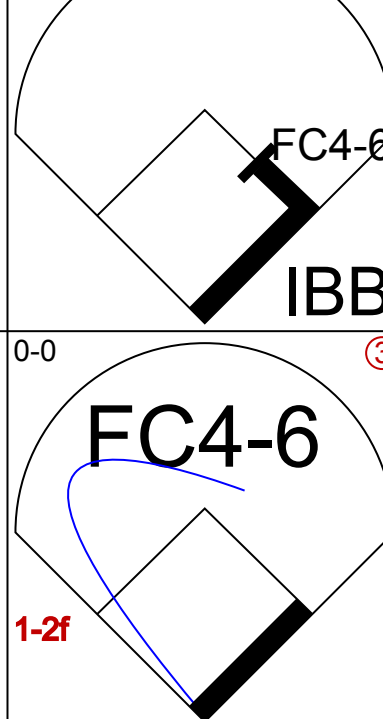
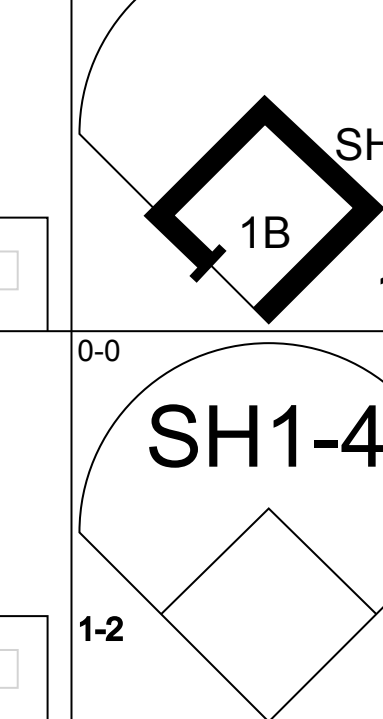
Batter	1	2	3	4	5	6	7	8	9	AB	R	H	RBI	BB	SO	LOB	TOP				
Gene Richards, L (1, 8) OBP: 0.354, SLG: 0.385	SH1-3 2B	2-6	F4-3		E5 3B		K		6-3	5	1	2	0	0	1	2	San Diego Padres @ New York Mets Shea Stadium, Flushing, NY Sat Jun 03 1978, 7:05 PM EDT Att: 7,452 - Unknown				
Ozzie Smith, S (1, 6) OBP: 0.266, SLG: 0.312	SH1-3 2-3		K		F6		F4			3	0	0	0	0	1	2					
Oscar Gamble, L (1, 7) OBP: 0.327, SLG: 0.333	K		K			FC1-5 1B		F2		4	0	1	0	0	2	1					
Dave Winfield, R (1, 9) OBP: 0.325, SLG: 0.439				E S 1B		K			S 1B	3	0	2	0	1	1	1					
Gene Tenace, R (1, 3) OBP: 0.420, SLG: 0.430	K			K 1-3 1B		FC1-5 1B			4-0 BB	3	0	1	0	1	2	3					
Derrel Thomas, S (1, 4) OBP: 0.309, SLG: 0.287		4-0 BB					FC1-5 1B		F4	2	0	0	0	1	1	3					
Tucker Ashford, R (6, 4) OBP: 0.257, SLG: 0.344							FC1-5 1B 1-2 2-3f			1	0	0	0	0	0	2					
Bill Almon, R (1, 5) OBP: 0.338, SLG: 0.352		FC5-4 1B 1-2f								4	1	1	0	0	2	4					
Rick Sweet, S (1, 2) OBP: 0.353, SLG: 0.271							F9		6-3	2	0	1	0	1	0	0					
Dave Roberts, R (7, PR) (7, 2)								SH1-4 BB		1	0	0	0	0	0	0					
Bob Ovwchinko, L (1, 1) OBP: 0.130, SLG: 0.174										2	0	1	1	0	1	0					
John D'Acquisto, R (7, 1) OBP: 0.288, SLG: 0.449								SH1-4 1-2		0	0	0	0	0	0	0					
Jerry Turner, L (9, PH) OBP: 0.288, SLG: 0.449		2-6 1B 3-H								1	0	0	0	0	1	0					
Inning Stats	R: 0 E: 0 K: 2 S: 8	H: 1 LOB: 2 BB: 1 P: 12	R: 1 E: 0 K: 0 S: 3	H: 2 LOB: 1 BB: 1 P: 7	R: 0 E: 0 K: 3 S: 10	H: 0 LOB: 1 BB: 0 P: 10	R: 1 E: 1 K: 1 S: 6	H: 1 LOB: 0 BB: 0 P: 6	R: 0 E: 0 K: 1 S: 7	H: 3 LOB: 2 BB: 0 P: 7	R: 0 E: 0 K: 1 S: 5	H: 0 LOB: 2 BB: 1 P: 9	R: 0 E: 0 K: 1 S: 6	H: 1 LOB: 2 BB: 1 P: 10	R: 0 E: 0 K: 1 S: 5	H: 0 LOB: 0 BB: 0 P: 5	1B: 7 2B: 1 3B: 1 HR: 0	SF: 0 SAC: 2 DP: 0 HBP: 0	WP: 0 PB: 0 SB: 2 CS: 0	PA: 37	
PITCHER	IP WLS BF H R ER SO BB IBB HBP BLK WP HR S P ERA WHIP	7.0 W 30 8 2 1 10 3 0 0 0 0 0 46 58 1.29 1.571	2.0 S 8 1 0 0 2 1 0 0 0 0 0 11 15 0.00 1.000																		

AB	31
R	2
H	9
RBI	1
BB	4
SO	12
LOB	18



Batter	1	2	3	4	5	6	7	8	9	AB	R	H	RBI	BB	SO	LOB	BOTTOM				
Lee Mazzilli, S (1, 8) OBP: 0.371, SLG: 0.444	5-3		F3		WP S 1B		BLK 1-3 2B			4	0	2	0	0	0	0	San Diego Padres @ New York Mets Shea Stadium, Flushing, NY Sat Jun 03 1978, 7:05 PM EDT Att: 7,452 - Unknown				
Elliott Maddox, R (1, 5) OBP: 0.368, SLG: 0.333	K		F7		WP BB		2-3 3-H BB			2	0	0	0	2	1	0					
Steve Henderson, R (1, 7) OBP: 0.326, SLG: 0.396	K									4	1	1	0	0	2	4					
Willie Montanez, L (1, 3) OBP: 0.323, SLG: 0.415		1B FC9-6 1B			F7					3	1	1	0	1	0	1					
Tom Grieve, R (1, 9) OBP: 0.359, SLG: 0.400										3	0	2	1	0	0	0					
Joel Youngblood, R (8, 9) OBP: 0.303, SLG: 0.383		FC9-6 1-3 1B			6-3 2-H 1B					1	0	0	0	0	0	1					
John Stearns, R (1, 2) OBP: 0.350, SLG: 0.364										4	0	0	0	0	1	4					
Tim Foli, R (1, 6) OBP: 0.229, SLG: 0.248		FC9-6 1-2f 3-H								4	0	0	1	0	0	3					
Doug Flynn, R (1, 4) OBP: 0.266, SLG: 0.265										3	0	0	0	0	0	1					
Pat Zachry, R (1, 1) OBP: 0.200, SLG: 0.091										3	1	1	0	0	0	0					
Skip Lockwood, R (8, 1) OBP: 0.200, SLG: 0.091										0	0	0	0	0	0	0					
Inning Stats	R: 0 E: 0 K: 2 S: 7	H: 0 LOB: 0 BB: 0 P: 7	R: 1 E: 0 K: 0 S: 5	H: 2 LOB: 1 BB: 0 P: 5	R: 0 E: 0 K: 0 S: 3	H: 0 LOB: 0 BB: 0 P: 3	R: 1 E: 0 K: 0 S: 5	H: 2 LOB: 1 BB: 0 P: 5	R: 0 E: 0 K: 0 S: 4	H: 1 LOB: 2 BB: 1 P: 8	R: 0 E: 0 K: 0 S: 3	H: 0 LOB: 0 BB: 0 P: 3	R: 1 E: 0 K: 1 S: 7	H: 2 LOB: 2 BB: 1 P: 11	R: 0 E: 0 K: 1 S: 5	H: 0 LOB: 1 BB: 1 P: 9	1B: 5 2B: 2 3B: 0 HR: 0	SF: 0 SAC: 0 DP: 0 HBP: 0	WP: 1 PB: 0 SB: 1 CS: 0	PA: 34	
PITCHER	IP WLS BF H R ER SO BB IBB HBP BLK WP HR S P ERA WHIP	6.2 L 29 7 3 3 2 2 0 0 1 1 0 8 12 0.00 0.750																			

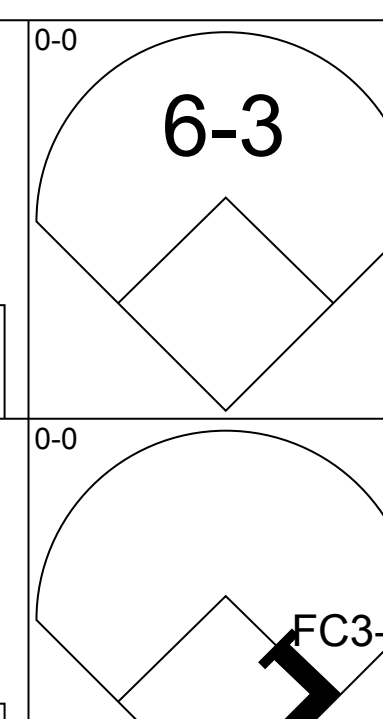
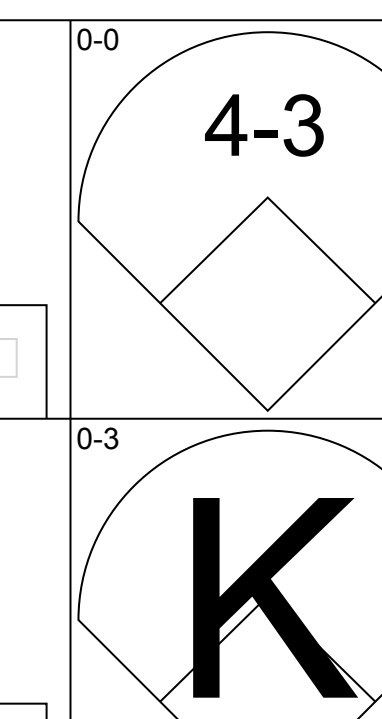
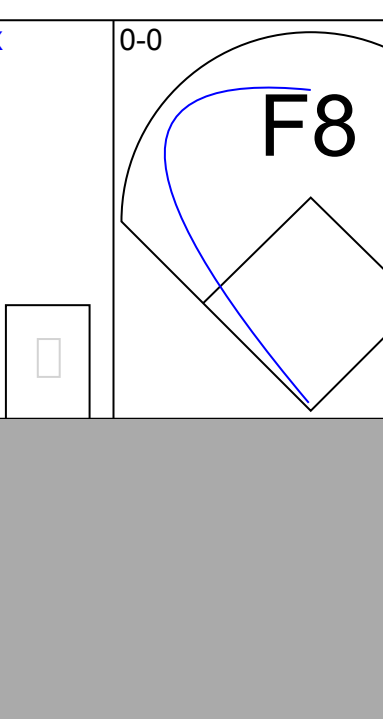
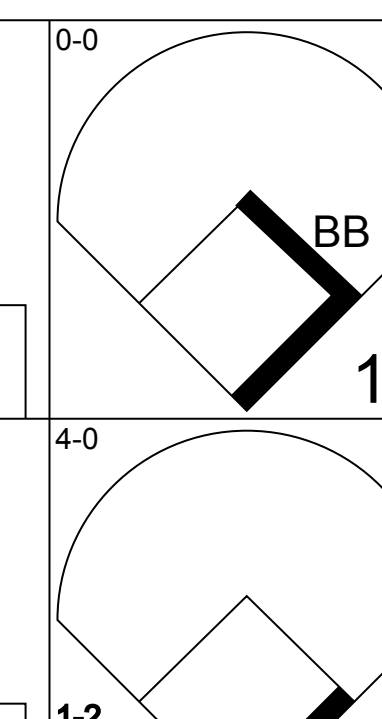
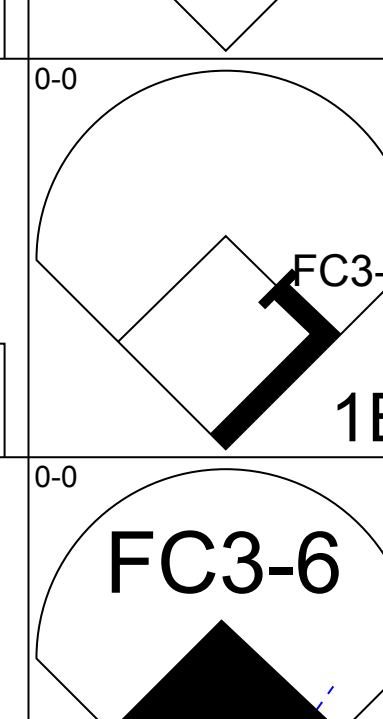
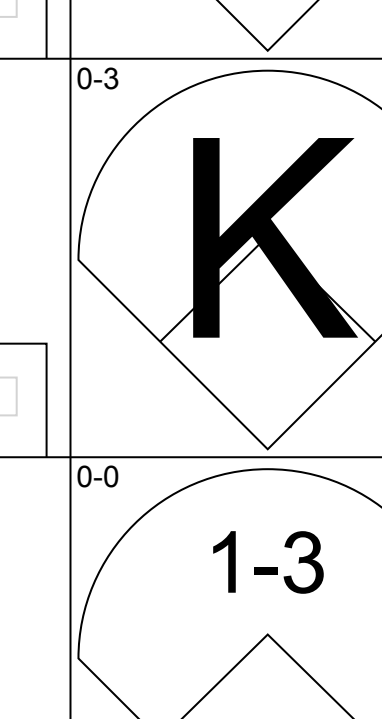
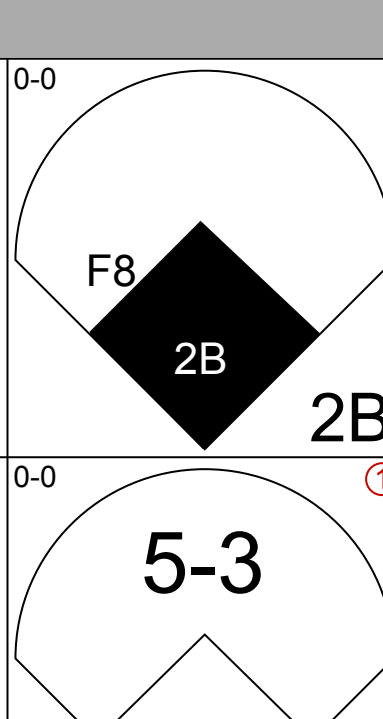
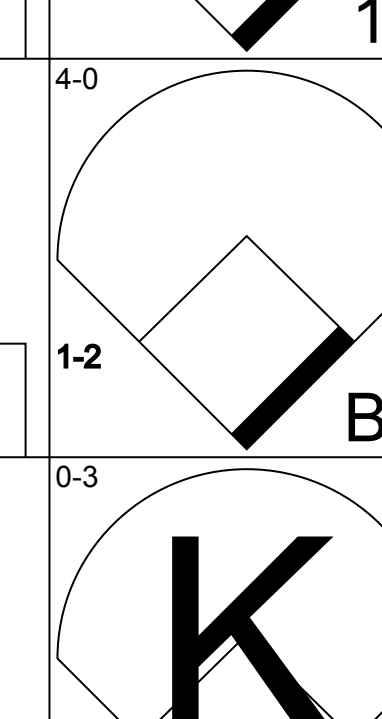
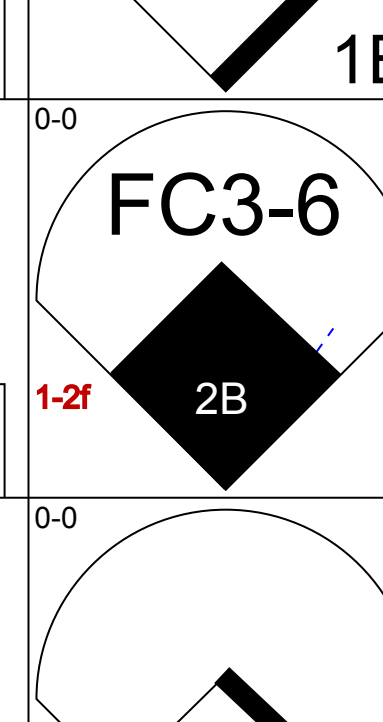
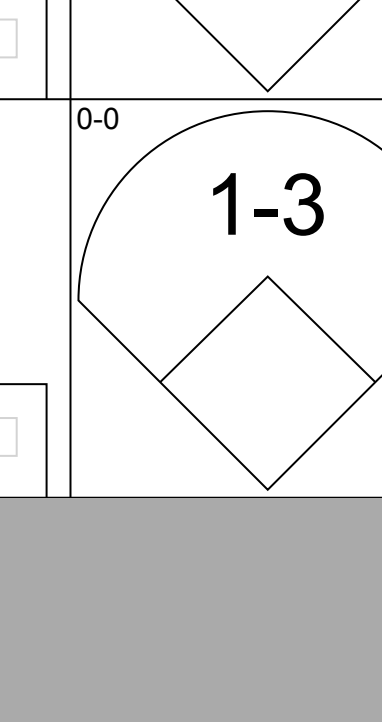
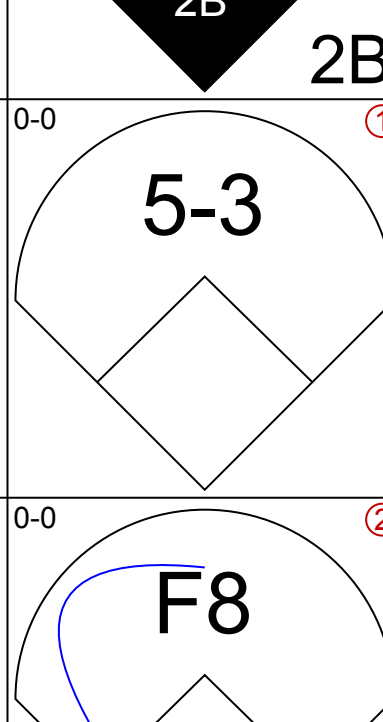
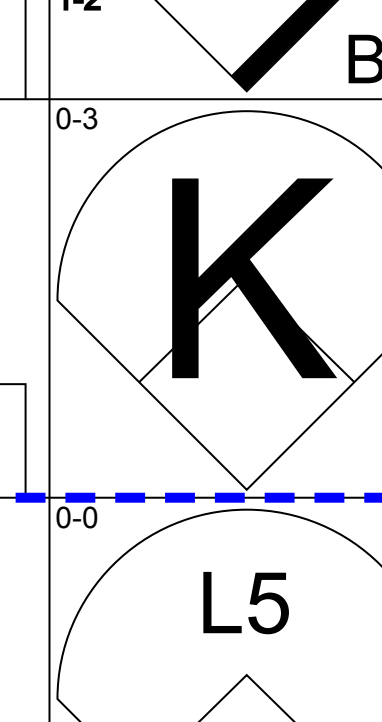
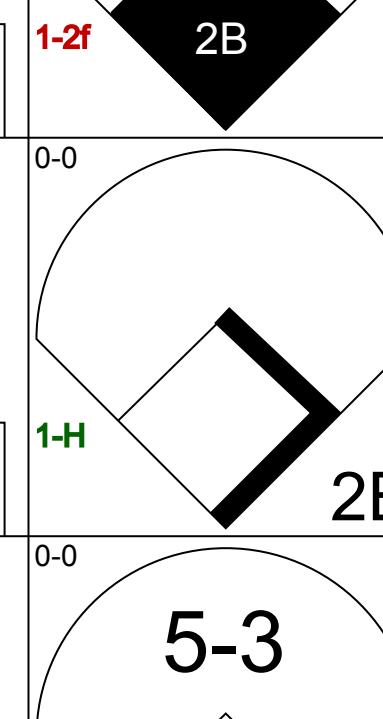
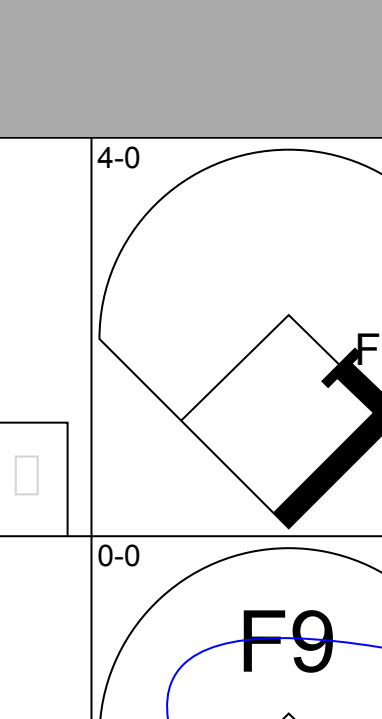
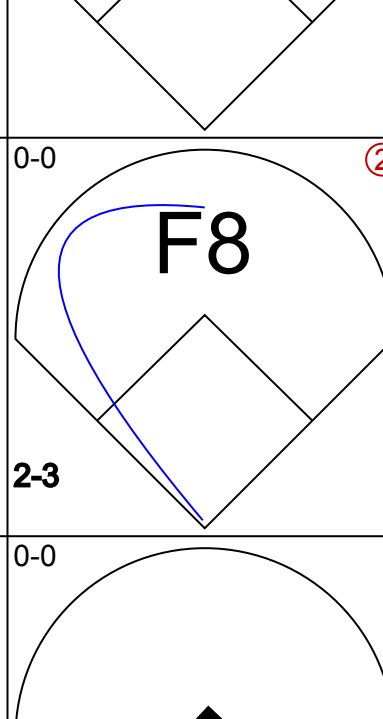
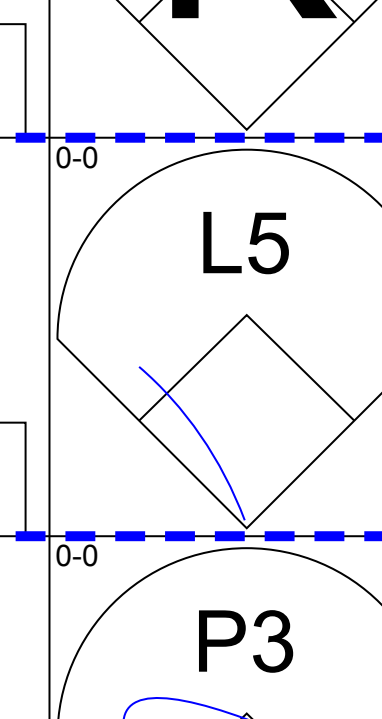
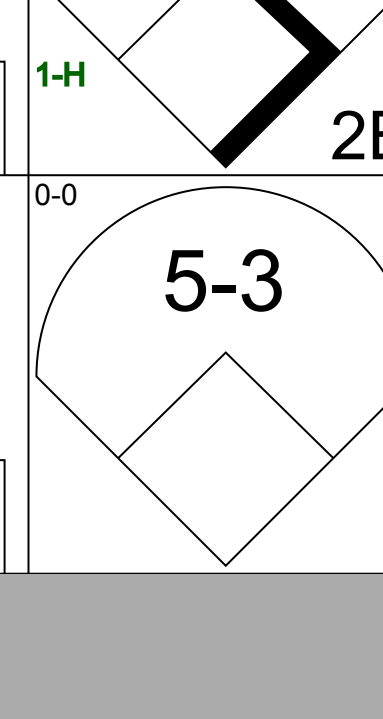
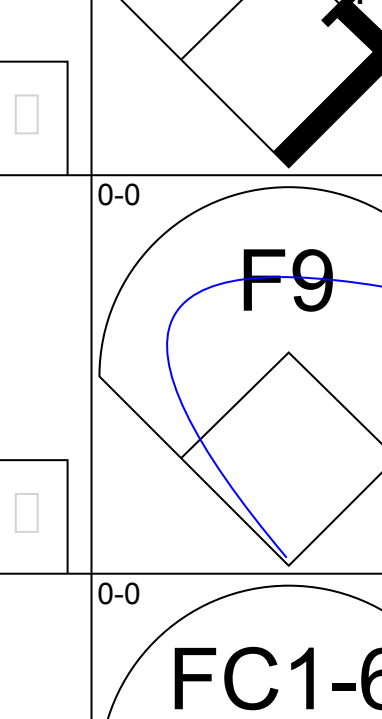
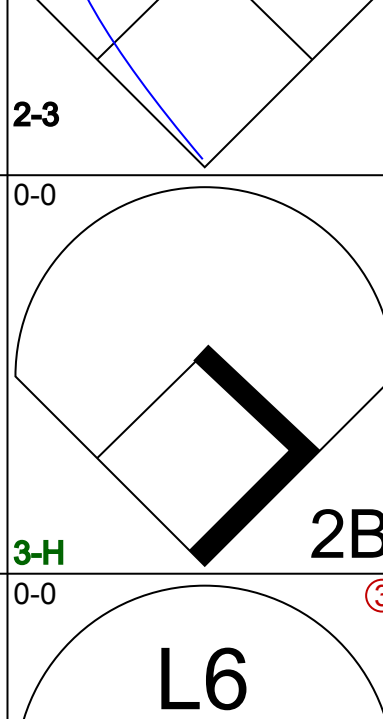
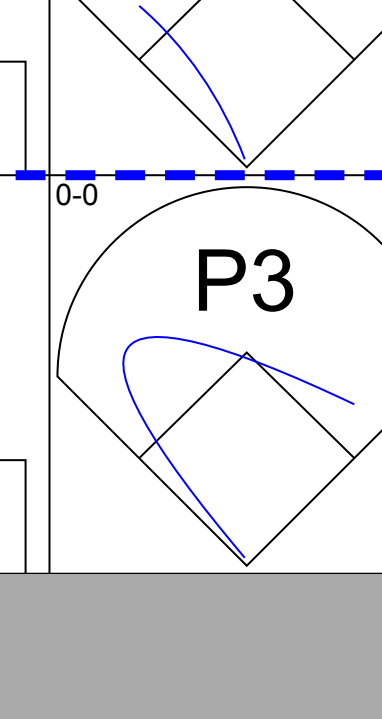
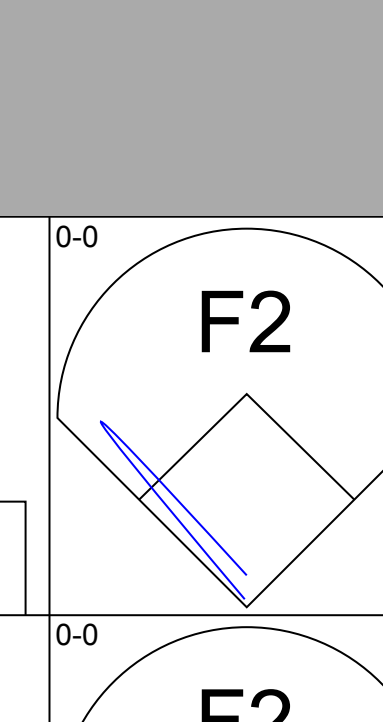
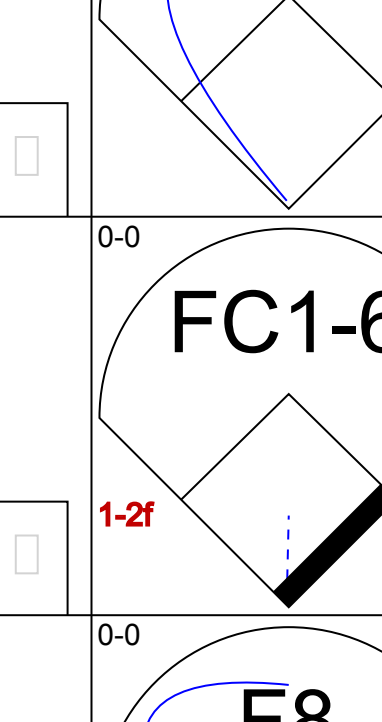
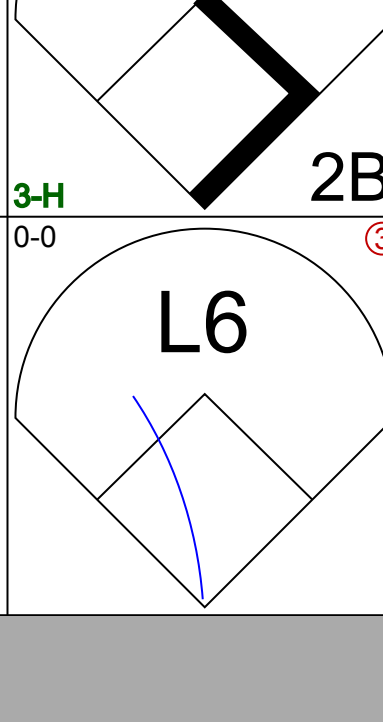
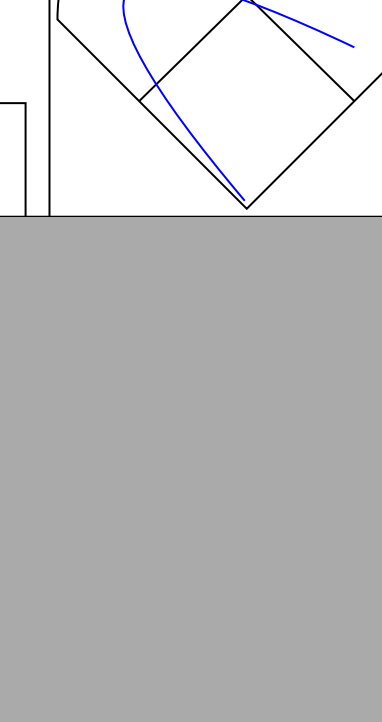
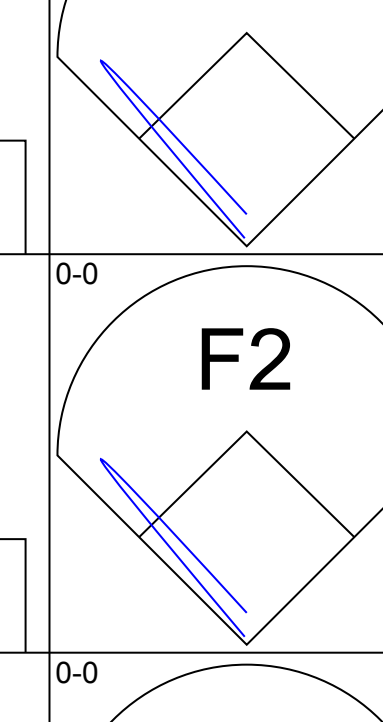
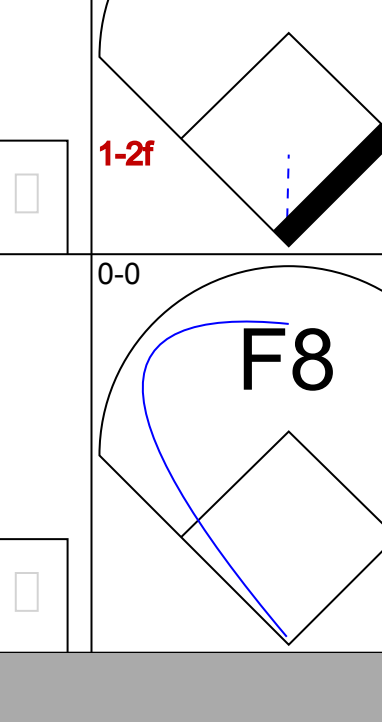
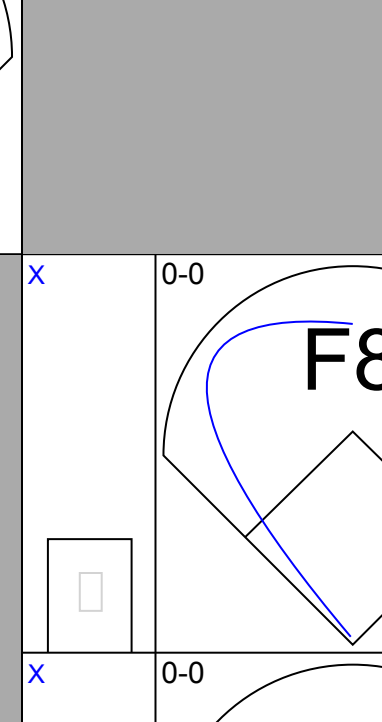
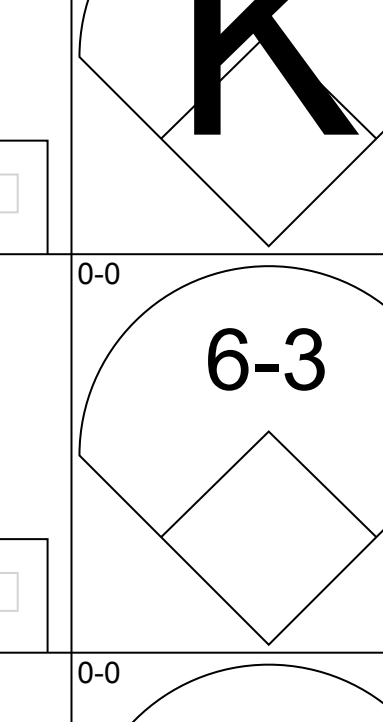
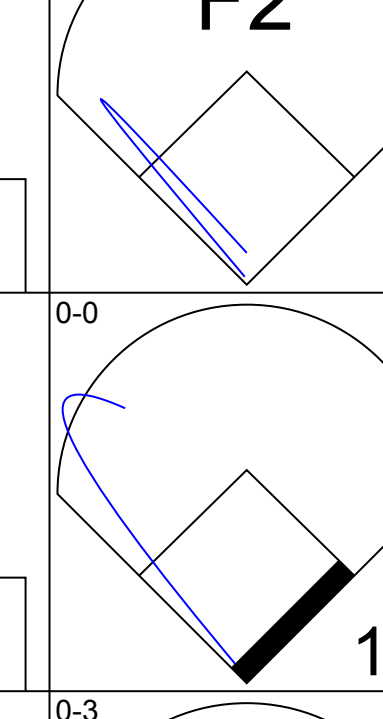
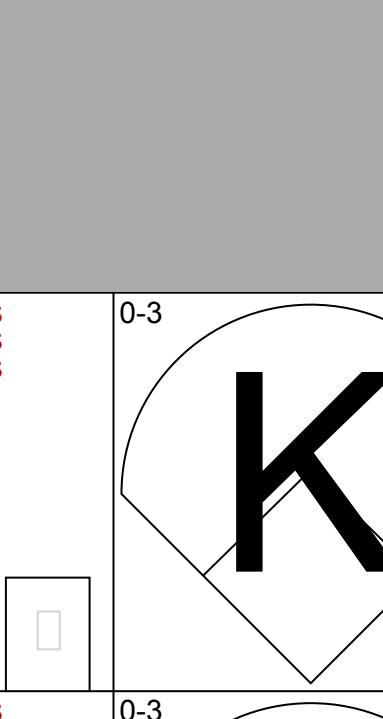
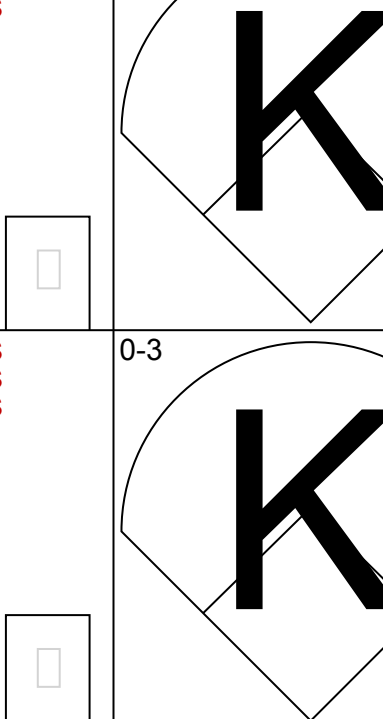
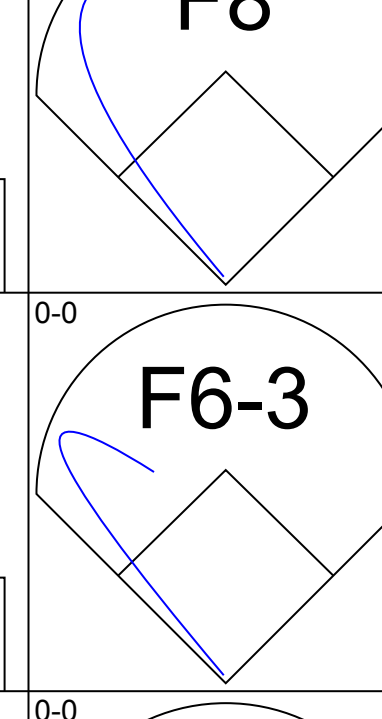
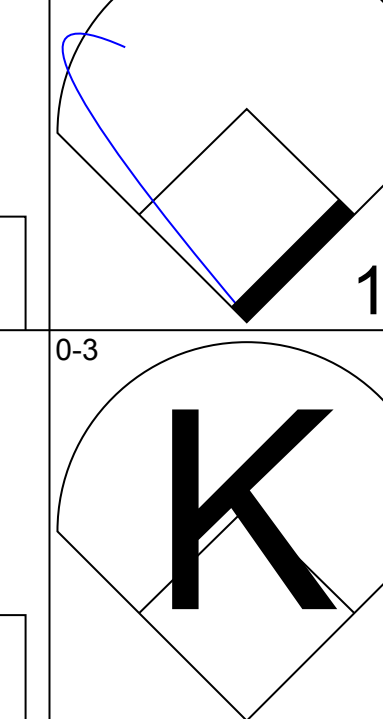
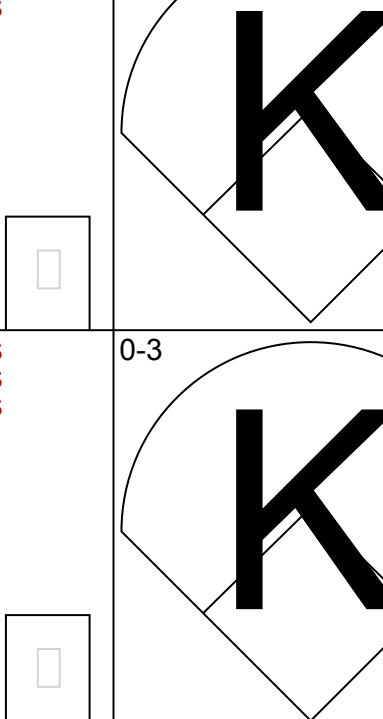
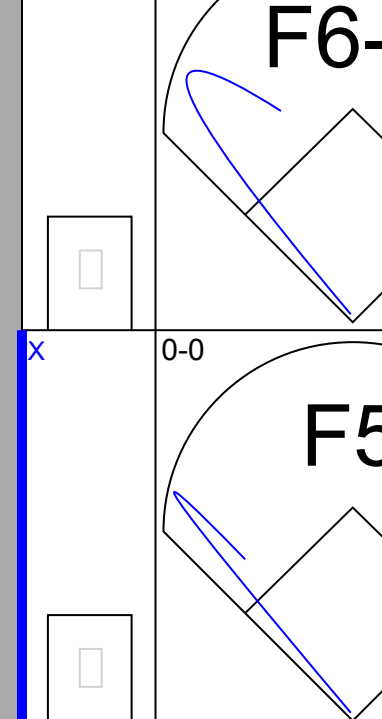


Batter	1	2	3	4	5	6	7	8	9	AB	R	H	RBI	BB	SO	LOB	TOP																	
Gene Richards, L (1,8) OBP: 0.360, SLG: 0.388 (7,7)										4	0	2	0	1	1	1	San Diego Padres @ New York Mets Shea Stadium, Flushing, NY Sun Jun 04 1978, 3:33 AM EDT Att: 12,887 - Unknown																	
Ozzie Smith, S (1,6) OBP: 0.289, SLG: 0.310										4	1	1	0	1	1	2																		
Don Reynolds, R (1,7) OBP: 0.444, SLG: 0.318 Chuck Baker, R (7,4) OBP: 0.333, SLG: 0.343										3	0	0	0	1	0	2																		
Dave Winfield, R (1,9) OBP: 0.328, SLG: 0.443										3	1	1	0	1	0	1																		
Gene Tenace, R (1,3) OBP: 0.422, SLG: 0.452										3	2	1	1	1	2	0																		
Derrel Thomas, S (1,4) OBP: 0.307, SLG: 0.286 (7,8)										4	1	1	2	0	0	0																		
Bill Almon, R (1,5) OBP: 0.337, SLG: 0.355										4	0	1	2	0	2	0																		
Dave Roberts, R (1,2) OBP: 0.400, SLG: 0.250										3	0	1	0	1	1	0																		
Gaylord Perry, R (1,1) OBP: 0.179, SLG: 0.222 Bob Shirley, R (8,1) OBP: 0.168, SLG: 0.133 Rollie Fingers, R (8,1) OBP: 0.333, SLG: 0.333										3	0	1	0	0	0	2																		
Inning Stats	R: 0 E: 0 K: 2 S: 7	H: 0 LOB: 1 BB: 1 P: 11	R: 1 E: 0 K: 1 S: 6	H: 1 LOB: 0 BB: 0 P: 6	R: 0 E: 0 K: 0 S: 3	H: 1 LOB: 1 BB: 1 P: 7	R: 0 E: 0 K: 1 S: 5	H: 1 LOB: 0 BB: 0 P: 5	R: 0 E: 0 K: 2 S: 7	H: 0 LOB: 0 BB: 0 P: 7	R: 4 E: 0 K: 0 S: 6	H: 3 LOB: 2 BB: 3 P: 18	R: 0 E: 0 K: 0 S: 3	H: 1 LOB: 0 BB: 0 P: 3	R: 0 E: 0 K: 1 S: 5	H: 0 LOB: 0 BB: 1 P: 8		1B: 6 2B: 2 3B: 0 HR: 1	SF: 0 SAC: 1 DP: 1 HBP: 0	WP: 1 PB: 0 SB: 0 CS: 1	PA: 38													
PITCHER	IP WLS BF H R ER SO BB IBB HBP BLK WP HR S P ERA WHIP	IP WLS BF H R ER SO BB IBB HBP BLK WP HR S P ERA WHIP																																
Jerry Koosman, L (1,1) ERA: 3.95	7.0	L	30	7	5	5	6	3	2	0	0	0	1	1	37	57	6.43	1.429																
Dale Murray, R (8,1) ERA: 4.53	2.0		8	2	0	0	1	0	1	0	0	0	0	0	9	13	0.00	1.000																

livebaseballscores.com

AB 31
R 5
H 9
RBI 5
BB 6
SO 7
LOB 8



Batter	1	2	3	4	5	6	7	8	9	AB	R	H	RBI	BB	SO	LOB	BOTTOM																	
Lee Mazzilli, S (1,8) OBP: 0.369, SLG: 0.441										4	0	1	0	0	0	0	San Diego Padres @ New York Mets Shea Stadium, Flushing, NY Sun Jun 04 1978, 3:33 AM EDT Att: 12,887 - Unknown																	
Elliott Maddox, R (1,5) OBP: 0.381, SLG: 0.354										3	1	2	0	1	1	0																		
Steve Henderson, R (1,7) OBP: 0.320, SLG: 0.388										4	1	0	0	0	1	4																		
Willie Montanez, L (1,3) OBP: 0.326, SLG: 0.419										3	0	1	1	1	0	3																		
Tom Grieve, R (1,9) OBP: 0.349, SLG: 0.410										4	0	1	1	0	0	4																		
John Stearns, R (1,2) OBP: 0.343, SLG: 0.355										4	0	0	0	0	1	2																		
Tim Foli, R (1,6) OBP: 0.221, SLG: 0.239											4	0	0	0	0	1																		
Doug Flynn, R (1,4) OBP: 0.267, SLG: 0.266 Ron Hodges, L (9,PH) OBP: 0.326, SLG: 0.306										3	0	1	0	0	1	0																		
Jerry Koosman, R (1,1) OBP: 0.077, SLG: 0.154 Bruce Boisclair, L (7,PH) OBP: 0.313, SLG: 0.361 Dale Murray, R (8,1) ERA: 3.46										2	0	0	0	0	2	1																		
Inning Stats	R: 1 E: 0 K: 0 S: 5	H: 2 LOB: 1 BB: 0 P: 5	R: 0 E: 0 K: 1 S: 6	H: 1 LOB: 1 BB: 0 P: 6	R: 0 E: 0 K: 1 S: 5	H: 0 LOB: 0 BB: 0 P: 5	R: 0 E: 0 K: 0 S: 3	H: 0 LOB: 1 BB: 1 P: 7	R: 0 E: 0 K: 2 S: 7	H: 0 LOB: 0 BB: 0 P: 7	R: 1 E: 0 K: 0 S: 5	H: 2 LOB: 1 BB: 0 P: 5	R: 0 E: 0 K: 0 S: 3	H: 0 LOB: 0 BB: 0 P: 3	R: 0 E: 0 K: 1 S: 6	H: 1 LOB: 2 BB: 1 P: 10		R: 0 E: 0 K: 1 S: 5	H: 0 LOB: 0 BB: 0 P: 5	1B: 3 2B: 3 3B: 0 HR: 0	SF: 0 SAC: 0 DP: 0 HBP: 0	WP: 0 PB: 0 SB: 0 CS: 0	PA: 35											
PITCHER	IP WLS BF H R ER SO BB IBB HBP BLK WP HR S P ERA WHIP	IP WLS BF H R ER SO BB IBB HBP BLK WP HR S P ERA WHIP																																
Gaylord Perry, R (1,1) ERA: 2.88	0.1	W	1	0	0	0	0	0	0	0	0	0	0	0	0	0	0.00	0.000																
Bob Shirley, L (8,1) ERA: 4.21	1.1	S	4	0	0	0	1	0	0	0	0	0	0	0	0	0	0.00	0.000																
Rollie Fingers, R (8,1) ERA: 3.46	1.1	S	4	0	0	0	1	0	0	0	0	0	0	0	0	0	0.00	0.000																

livebaseballscores.com

AB 33
R 2
H 6
RBI 2
BB 2
SO 6
LOB 15



Batter	1	2	3	4	5	6	7	8	9	AB	R	H	RBI	BB	SO	LOB	TOP				
Davey Lopes, R OBP: 0.408, SLG: 0.455 (1, 4)										5	1	2	0	0	0	0	Los Angeles Dodgers @ New York Mets Shea Stadium, Flushing, NY Mon Jun 05 1978, 7:05 PM EDT Att: 14,435 - Unknown				
Bill Russell, R OBP: 0.307, SLG: 0.363 (1, 6)										5	1	1	2	0	0	2					
Lee Lacy, R OBP: 0.378, SLG: 0.663 (1, 9)										3	1	0	0	1	0	0					
Vic Davallilo, L OBP: 0.324, SLG: 0.313 (9, 7)										0	0	0	0	0	0	0					
Ron Cey, R OBP: 0.379, SLG: 0.449 (1, 5)										4	1	1	3	0	1	0					
Steve Garvey, R OBP: 0.306, SLG: 0.433 (1, 3)										4	1	2	0	0	1	0					
Dusty Baker Jr, R OBP: 0.348, SLG: 0.382 (1, 7)										4	1	0	0	0	0	2					
Terry Forster, L OBP: 0.400, SLG: 0.400 (8, 1)										0	0	0	0	0	0	0					
Rick Monday, L OBP: 0.185, SLG: 0.667 (1, 8)										4	2	2	1	0	1	0					
Bill North, S OBP: 0.389, SLG: 0.327 (8, 8)										0	0	0	0	0	0	0					
Jerry Grote, R OBP: 0.364, SLG: 0.378 (1, 2)										4	0	1	2	0	1	1					
Rick Rhoden, R OBP: 0.192, SLG: 0.174 (1, 1)										2	0	0	0	0	2	2					
Lance Rautzhan, R (5, 1)										1	0	0	0	0	0	0					
Reggie Smith, S OBP: 0.391, SLG: 0.530 (8, 9)										1	0	0	0	0	1	0					
Inning Stats	R: 0 E: 0 K: 0 S: 3	H: 0 LOB: 0 BB: 0 P: 3	R: 3 E: 1 K: 1 S: 10	H: 4 LOB: 2 BB: 0 P: 10	R: 0 E: 0 K: 1 S: 6	H: 1 LOB: 1 BB: 0 P: 6	R: 5 E: 0 K: 2 S: 11	H: 4 LOB: 0 BB: 1 P: 15	R: 0 E: 0 K: 2 S: 7	H: 0 LOB: 0 BB: 0 P: 7	R: 0 E: 0 K: 0 S: 3	H: 0 LOB: 0 BB: 0 P: 3	R: 0 E: 0 K: 0 S: 3	H: 0 LOB: 0 BB: 0 P: 3	R: 0 E: 0 K: 1 S: 5	H: 0 LOB: 0 BB: 0 P: 5	1B: 6 2B: 2 3B: 0 HR: 1	SF: 0 SAC: 0 DP: 0 HBP: 0	WP: 0 PB: 0 SB: 0 CS: 0	PA: 38	
PITCHER	IP	WLS	BF	H	R	ER	SO	BB	IBB	HBP	BLK	WP	HR	S	P	ERA	WHIP				
Mike Bruhert, R ERA: 5.17 (1, 1)	3.2		20	8	6	5	3	0	0	0	0	0	0	26	26	12.27	2.182				
Paul Siebert, L ERA: 2.53 (4, 1)	2.1		9	1	2	2	3	1	0	0	0	0	1	14	18	7.71	0.857				
Dale Murray, R ERA: 4.34 (7, 1)	2.0		6	0	0	0	0	0	0	0	0	0	0	6	6	0.00	0.000				
Skip Lockwood, R ERA: 3.13 (9, 1)	1.0	W	3	0	0	0	1	0	0	0	0	0	0	5	5	0.00	0.000				

Batter	1	2	3	4	5	6	7	8	9	AB	R	H	RBI	BB	SO	LOB	BOTTOM					
Lee Mazzilli, S OBP: 0.378, SLG: 0.454 (1, 8)										5	3	4	0	0	0	0	Los Angeles Dodgers @ New York Mets Shea Stadium, Flushing, NY Mon Jun 05 1978, 7:05 PM EDT Att: 14,435 - Unknown					
Elliott Maddox, R OBP: 0.390, SLG: 0.360 (1, 5)										4	1	2	0	1	0	2						
Steve Henderson, R OBP: 0.326, SLG: 0.390 (1, 7)										4	1	2	1	1	2	1						
Willie Montanez, L OBP: 0.328, SLG: 0.429 (1, 3)										5	1	2	3	0	0	5						
Tom Grieve, R OBP: 0.313, SLG: 0.364 (1, 9)										5	0	0	1	0	2	4						
Ron Hodges, L OBP: 0.356, SLG: 0.351 (1, 2)										1	1	1	0	1	0	0						
John Stearns, R OBP: 0.348, SLG: 0.353 (5, FH)										1	1	0	0	2	0	0						
Tim Foli, R OBP: 0.220, SLG: 0.246 (1, 6)										5	1	1	2	0	0	5						
Doug Flynn, R OBP: 0.261, SLG: 0.259 (1, 4)										5	0	0	0	0	0	0						
Mike Bruhert, R OBP: 0.143, SLG: 0.143 (1, 1)										1	0	0	0	0	1	0						
Paul Siebert, L (4, 1)										1	0	0	0	0	0	0						
Bobby Valentine, R OBP: 0.348, SLG: 0.348 (5, PH)										1	0	0	0	0	0	0						
Dale Murray, R (7, 1)										0	0	0	0	0	0	0						
Joel Youngblood, R OBP: 0.360, SLG: 0.377 (8, PH)										1	0	0	0	0	0	0						
Skip Lockwood, R (9, 1)										0	0	0	0	0	0	0						
Inning Stats	R: 2 E: 0 K: 0 S: 6	H: 3 LOB: 2 BB: 1 P: 10	R: 0 E: 0 K: 1 S: 5	H: 0 LOB: 0 BB: 0 P: 5	R: 0 E: 0 K: 2 S: 8	H: 1 LOB: 1 BB: 0 P: 8	R: 1 E: 0 K: 0 S: 4	H: 1 LOB: 0 BB: 0 P: 4	R: 2 E: 0 K: 1 S: 7	H: 2 LOB: 2 BB: 2 P: 15	R: 1 E: 0 K: 0 S: 5	H: 2 LOB: 2 BB: 1 P: 9	R: 0 E: 0 K: 0 S: 3	H: 0 LOB: 0 BB: 0 P: 3	R: 0 E: 0 K: 0 S: 4	H: 1 LOB: 1 BB: 0 P: 4	R: 3 E: 1 K: 1 S: 7	H: 2 LOB: 1 BB: 1 P: 11	1B: 7 2B: 5 3B: 0 HR: 0	SF: 0 SAC: 0 DP: 0 HBP: 0	WP: 2 PB: 0 SB: 0 CS: 0	PA: 44
PITCHER	IP	WLS	BF	H	R	ER	SO	BB	IBB	HBP	BLK	WP	HR	S	P	ERA	WHIP					
Rick Rhoden, R ERA: 4.37 (1, 1)	3.1		15	3	1	1	1	2	0	0	0	0	0	15	23	2.70	1.500					
Lance Rautzhan, L ERA: 1.29 (5, 1)	3.1		15	3	1	1	1	2	0	0	0	0	0	15	23	2.70	1.500					
Terry Forster, L ERA: 3.38 (8, 1)	1.0	L	7	2	3	2	1	1	0	0	0	1	0	8	12	18.00	3.000					

Batter	1	2	3	4	5	6	7	8	9	AB	R	H	RBI	BB	SO	LOB	TOP			
Davey Lopes, R OBP: 0.404, SLG: 0.474 (1, 4)	0-0 5-3		0-0 1-H HR			0-0 F7		0-0 P7		4	1	1	2	0	0	0	Los Angeles Dodgers @ New York Mets Shea Stadium, Flushing, NY Wed Jun 07 1978, 7:05 PM EDT Att: 7,453 - Unknown			
Bill Russell, R OBP: 0.295, SLG: 0.348 (1, 6)	0-0 4-3		0-0 5-3			0-0 P5		0-0 1-3		4	0	0	0	0	0	0				
Reggie Smith, S OBP: 0.388, SLG: 0.534 (1, 9)	0-3 K					0-0 F7		4-0 WP BB		3	0	0	0	1	1	0				
Ron Cey, R OBP: 0.382, SLG: 0.440 (1, 5)						0-0 F8		0-0 4-3		4	0	1	0	0	1	1				
Steve Garvey, R OBP: 0.307, SLG: 0.431 (1, 3)						0-0 K		0-0 FC6-4 1B		3	0	0	0	1	2	1				
Dusty Baker Jr., R OBP: 0.340, SLG: 0.371 (1, 7)						0-0 F6		0-0 FC6-4 1-2		4	0	0	0	0	0	2				
Rick Monday, L OBP: 0.419, SLG: 0.664 Bill North, S OBP: 0.314, SLG: 0.320 (7, PR) (7, 8)						0-0 4-3		4-0 S BB		2	0	0	0	1	1	0				
Steve Yeager, R OBP: 0.311, SLG: 0.236 (1, 2)						0-0 F6-3		0-3 K		3	0	0	0	0	1	1				
Burt Hooton, R OBP: 0.158, SLG: 0.111 Vic Davallilo, L OBP: 0.314, SLG: 0.303 Charlie Hough, R OBP: 0.429, SLG: 0.571 (8, PH) (8, 1)						0-0 HR 1B		0-0 F7		2	1	1	0	0	0	0				
Inning Stats	R: 0 E: 0 K: 1 S: 5	H: 0 LOB: 0 BB: 0 P: 5	R: 0 E: 0 K: 1 S: 5	H: 0 LOB: 0 BB: 0 P: 5	R: 2 E: 0 K: 0 S: 5	H: 2 LOB: 0 BB: 0 P: 5	R: 0 E: 0 K: 1 S: 5	H: 0 LOB: 1 BB: 1 P: 9	R: 0 E: 0 K: 1 S: 3	H: 0 LOB: 0 BB: 0 P: 5	R: 0 E: 0 K: 1 S: 5	H: 0 LOB: 1 BB: 1 P: 7	R: 0 E: 0 K: 1 S: 5	H: 0 LOB: 0 BB: 0 P: 9	R: 0 E: 0 K: 0 S: 3	H: 1 LOB: 0 BB: 0 P: 6		1B: 2 2B: 0 3B: 0 HR: 1	SF: 0 SAC: 0 DP: 0 HBP: 0	WP: 1 PB: 0 SB: 1 CS: 0
PITCHER Pat Zachry, R ERA: 3.18 (1, 1)	IP: 9.0 WLS: W BF: 33 H: 3 R: 2 ER: 2 SO: 6 BB: 3 IBB: 0 HBP: 0 BLK: 0 WP: 1 HR: 1 S: 42 P: 54 ERA: 2.00 WHIP: 0.667															PITCHER Pat Zachry, R ERA: 3.18 (1, 1)	IP: 9.0 WLS: W BF: 33 H: 3 R: 2 ER: 2 SO: 6 BB: 3 IBB: 0 HBP: 0 BLK: 0 WP: 1 HR: 1 S: 42 P: 54 ERA: 2.00 WHIP: 0.667			

Batter	1	2	3	4	5	6	7	8	9	AB	R	H	RBI	BB	SO	LOB	BOTTOM			
Lee Mazzilli, S OBP: 0.372, SLG: 0.449 (1, 8)	0-3 K		0-0 1B 1B 2B			0-0 F7		0-0 F7		4	1	1	0	0	1	0	Los Angeles Dodgers @ New York Mets Shea Stadium, Flushing, NY Wed Jun 07 1978, 7:05 PM EDT Att: 7,453 - Unknown			
Bobby Valentine, R OBP: 0.352, SLG: 0.346 Elliott Maddox, R OBP: 0.395, SLG: 0.362 (1, 5) (7, 5)	4-0 1B 1B BB		0-0 FC6-4 1B 2-3			0-0 F7		0-3 K		2	0	1	0	1	0	0				
Bruce Boisclair, L OBP: 0.303, SLG: 0.347 (1, 9)	0-3 K		0-0 P5			0-3 K		0-0 P7		4	0	0	0	0	2	3				
Steve Henderson, R OBP: 0.326, SLG: 0.385 (1, 7)	0-0 1B 1-2		0-0 FC6-4 1B 1-2 3-H			4-0 CS BB		0-0 E6 1B G4-3-6-3		3	1	2	1	1	0	0				
Willie Montanez, L OBP: 0.338, SLG: 0.450 (1, 3)	0-0 1-2 2-H 1B		0-0 FC6-4 1-2 2-3			0-0 CS		0-0 FC5-4 1B 1-2		4	0	3	0	0	0	2				
Ron Hodges, L OBP: 0.327, SLG: 0.341 (1, 2)			0-0 F8			0-0 FC5-4 1-2		0-0 FC5-4 1B 1-2 3-H		4	0	0	0	0	0	4				
Joel Youngblood, R OBP: 0.324, SLG: 0.446 (1, 4)			0-0 FC4-6 1B			0-0 HR		0-3 K		3	1	2	1	0	1	1				
Doug Flynn, R OBP: 0.262, SLG: 0.265 (1, 6)			0-0 FC4-6 1-2			0-0 F8		0-0 F2		3	0	0	0	0	0	2				
Pat Zachry, R OBP: 0.179, SLG: 0.080 (1, 1)			0-0 P3			0-3 K		0-3 K		3	0	0	0	0	2	1				
Inning Stats	R: 0 E: 0 K: 2 S: 8	H: 2 LOB: 2 BB: 1 P: 12	R: 0 E: 0 K: 0 S: 4	H: 1 LOB: 0 BB: 0 P: 4	R: 1 E: 0 K: 0 S: 6	H: 3 LOB: 0 BB: 0 P: 6	R: 1 E: 0 K: 1 S: 6	H: 1 LOB: 0 BB: 0 P: 6	R: 0 E: 0 K: 1 S: 4	H: 0 LOB: 0 BB: 1 P: 8	R: 0 E: 0 K: 1 S: 6	H: 1 LOB: 0 BB: 0 P: 6	R: 0 E: 0 K: 2 S: 7	H: 0 LOB: 0 BB: 0 P: 7	R: 1 E: 1 K: 0 S: 4	H: 1 LOB: 0 BB: 0 P: 4		1B: 7 2B: 1 3B: 0 HR: 1	SF: 0 SAC: 0 DP: 1 HBP: 0	WP: 0 PB: 0 SB: 0 CS: 1
PITCHER Burt Hooton, R ERA: 3.16 Charlie Hough, R ERA: 3.24 (8, 1)	IP: 7.0 WLS: L BF: 29 H: 8 R: 2 ER: 2 SO: 7 BB: 2 IBB: 0 HBP: 0 BLK: 0 WP: 0 HR: 1 S: 41 P: 49 ERA: 2.57 WHIP: 1.429															PITCHER Burt Hooton, R ERA: 3.16 Charlie Hough, R ERA: 3.24 (8, 1)	IP: 1.0 WLS: L BF: 4 H: 1 R: 1 ER: 0 SO: 0 BB: 0 IBB: 0 HBP: 0 BLK: 0 WP: 0 HR: 0 S: 4 P: 4 ERA: 0.00 WHIP: 1.000			

Batter	1	2	3	4	5	6	7	8	9	AB	R	H	RBI	BB	SO	LOB	TOP					
Bill Madlock, R OBP: 0.394, SLG: 0.458 (1, 4)	5-3	IBB				FC3-6			6-3	4	0	1	0	1	0	1						
Darrell Evans, L OBP: 0.392, SLG: 0.411 (1, 5)		F9		K		F4-3			F5	5	0	1	0	0	1	5						
Jack Clark, R OBP: 0.368, SLG: 0.512 (1, 9)	FC6-4		E6	L8				E6	F4-3	4	1	0	0	1	0	1						
Willie McCovey, L OBP: 0.293, SLG: 0.387 (1, 3)	K		F4-3			P7			K	4	0	0	0	0	2	4						
Mike Ivie, R OBP: 0.376, SLG: 0.484 Terry Whitfield, L OBP: 0.319, SLG: 0.423 (1, 7) (9, 7)	FC6-4		F4-3	1B		L9			1-3	3	0	0	0	1	0	3						
Larry Hemdon, R OBP: 0.346, SLG: 0.333 (1, 8)		F9		1B		6-3			1-3	0	0	0	0	0	0	0						
Marc Hill, R OBP: 0.307, SLG: 0.303 (1, 2)		SH1-4	F9			P3			P8	4	0	1	0	0	0	2						
Johnnie LeMaster, R OBP: 0.261, SLG: 0.273 (1, 6)		SH1-4	6-3			1B			1-3	4	1	2	0	0	0	2						
Vida Blue, S OBP: 0.316, SLG: 0.290 Randy Moffitt, R OBP: 0.200, SLG: 0.200 Gary Lavelle, S (1, 1) (8, 1) (9, 1)	SH1-4			K					K	2	0	0	0	1	2	0						
Inning Stats	R: 0 E: 0 K: 1 S: 6	H: 1 LOB: 2 BB: 1 P: 10	R: 0 E: 0 K: 0 S: 5	H: 2 LOB: 3 BB: 1 P: 9	R: 1 E: 1 K: 0 S: 5	H: 1 LOB: 2 BB: 1 P: 9	R: 0 E: 0 K: 2 S: 8	H: 1 LOB: 1 BB: 0 P: 8	R: 0 E: 0 K: 0 S: 3	H: 0 LOB: 0 BB: 0 P: 3	R: 1 E: 1 K: 0 S: 4	H: 1 LOB: 1 BB: 1 P: 8	R: 0 E: 1 K: 1 S: 6	H: 0 LOB: 1 BB: 0 P: 6	R: 0 E: 0 K: 1 S: 5	H: 0 LOB: 0 BB: 0 P: 5	R: 0 E: 0 K: 0 S: 3	H: 0 LOB: 0 BB: 0 P: 3	1B: 5 2B: 1 3B: 0 HR: 0	SF: 0 SAC: 1 DP: 0 HBP: 0	WP: 0 PB: 0 SB: 2 CS: 0	PA: 39
PITCHER	IP	WLS	BF	H	R	ER	SO	BB	IBB	HBP	BLK	WP	HR	S	P	ERA	WHIP					
Kevin Kobel, L ERA: 4.09 (1, 1)	6.0	L	29	6	2	0	3	3	1	0	0	0	0	31	47	0.00	1.500					
Dale Murray, R ERA: 4.09 (7, 1)	3.0		10	0	0	0	2	0	0	0	0	0	0	14	14	0.00	0.000					

San Francisco Giants @ New York Mets
Shea Stadium, Flushing, NY
Sat Jun 10 1978, 3:33 AM EDT
Att: 51,220 - Unknown

AB	34
R	2
H	6
RBI	1
BB	4
SO	5
LOB	19



Batter	1	2	3	4	5	6	7	8	9	AB	R	H	RBI	BB	SO	LOB	BOTTOM					
Lee Mazzilli, S OBP: 0.372, SLG: 0.450 (1, 8)	K		FC5-4			SF9			K	4	1	1	0	0	2	1						
Elliott Maddox, R OBP: 0.401, SLG: 0.360 (1, 5)	1B					3B			K	2	0	1	0	2	1	0						
Steve Henderson, R OBP: 0.328, SLG: 0.391 (1, 7)	1B					BB			K	3	0	1	1	0	2	1						
Willie Montanez, L OBP: 0.335, SLG: 0.445 (1, 3)	K					F7			G3	4	0	0	0	0	2	3						
Tom Grieve, R OBP: 0.305, SLG: 0.333 Dale Murray, R (7, 1)	5-3								F8	3	0	0	0	0	2	3						
Bruce Boisclair, L OBP: 0.300, SLG: 0.343 (9, PH)						K				1	0	0	0	0	0	0						
John Stearns, R OBP: 0.348, SLG: 0.354 (1, 2)						P3				4	0	1	0	0	1	0						
Tim Foli, R OBP: 0.231, SLG: 0.256 Ed Kranepool, L OBP: 0.256, SLG: 0.263 (1, 6) (9, PH)						1B			4-3	3	0	3	0	0	0	0						
Doug Flynn, R OBP: 0.257, SLG: 0.260 (1, 4)						1B				1	0	0	0	0	0	1						
Kevin Kobel, R OBP: 0.500, SLG: 0.500 Joel Youngblood, R OBP: 0.303, SLG: 0.414 (1, 1) (7, 9)						1B				2	0	0	0	0	0	2						
Inning Stats	R: 0 E: 0 K: 2 S: 9	H: 2 LOB: 0 BB: 0 P: 9	R: 0 E: 0 K: 1 S: 5	H: 1 LOB: 0 BB: 0 P: 5	R: 0 E: 0 K: 1 S: 5	H: 1 LOB: 1 BB: 1 P: 9	R: 0 E: 0 K: 2 S: 7	H: 0 LOB: 0 BB: 0 P: 7	R: 0 E: 0 K: 0 S: 3	H: 1 LOB: 0 BB: 0 P: 3	R: 1 E: 0 K: 1 S: 6	H: 1 LOB: 1 BB: 1 P: 10	R: 0 E: 0 K: 0 S: 4	H: 1 LOB: 1 BB: 0 P: 4	R: 0 E: 0 K: 3 S: 9	H: 0 LOB: 0 BB: 0 P: 9	R: 0 E: 0 K: 0 S: 4	H: 1 LOB: 1 BB: 0 P: 4	1B: 7 2B: 1 3B: 1 HR: 0	SF: 1 SAC: 1 DP: 2 HBP: 0	WP: 0 PB: 0 SB: 1 CS: 1	PA: 34
PITCHER	IP	WLS	BF	H	R	ER	SO	BB	IBB	HBP	BLK	WP	HR	S	P	ERA	WHIP					
Vida Blue, L ERA: 2.73 (1, 1)	7.1	W	28	7	1	1	8	2	0	0	0	0	0	42	50	1.23	1.227					
Randy Moffitt, R ERA: 2.45 (8, 1)	1.1		5	1	0	0	2	0	0	0	0	0	0	9	9	0.00	0.750					
Gary Lavelle, L ERA: 3.66 (9, 1)	0.1	S	1	0	0	0	0	0	0	0	0	0	0	1	1	0.00	0.000					

San Francisco Giants @ New York Mets
Shea Stadium, Flushing, NY
Sat Jun 10 1978, 3:33 AM EDT
Att: 51,220 - Unknown

AB	30
R	1
H	8
RBI	1
BB	2
SO	10
LOB	12



Batter	1	2	3	4	5	6	7	8	9	AB	R	H	RBI	BB	SO	LOB	TOP					
Bill Madlock, R (1, 4) <small>OBP: 0.395, SLG: 0.458</small> Rob Andrews, R (3, 4) <small>OBP: 0.302, SLG: 0.313</small>	 F4 F9 2B	 1B		 K		 G6-3 1B		 K		2	1	1	0	0	0	0	San Francisco Giants @ New York Mets Shea Stadium, Flushing, NY Sun Jun 11 1978, 3:33 AM EDT Att: 20,987 - Unknown					
Terry Whitfield, L (1, 7) <small>OBP: 0.316, SLG: 0.416</small>	 F9 1-3	 L1-5 2-3 3-H		 F4-3		 G6-3 1-2		 CS 1B		5	0	1	0	0	0	6						
Darrell Evans, L (1, 5) <small>OBP: 0.397, SLG: 0.436</small>	 1B 2B 3-H		 HR		 P8		 1B SF7 1B	 F1 1-2		5	3	3	2	0	0	1						
Willie McCovey, L (1, 3) <small>OBP: 0.308, SLG: 0.413</small> Skip James, L (7, PR) <small>OBP: 0.236, SLG: 0.167</small>	 2H 1B		 2B 2B		 1B 2B		 FC5-4 1B	 3-1		4	2	4	1	0	0	0						
Jack Clark, R (1, 9) <small>OBP: 0.370, SLG: 0.519</small>	 F8		 FC1-4 2B 2B		 2H 1B		 SF7			3	0	2	3	0	0	1						
Larry Hemdon, R (1, 8) <small>OBP: 0.338, SLG: 0.327</small>	 F8		 FC1-6-5 2-3		 FC5-4 FC6 1-2		 3-H K			4	0	0	0	0	1	4						
Johnnie LetMaster, R (1, 6) <small>OBP: 0.261, SLG: 0.279</small>		 1B 2B		 F7		 FC6 1-2		 FC5-4 1-2		4	1	1	0	0	0	3						
Mike Sadek, R (1, 2) <small>OBP: 0.336, SLG: 0.297</small>		 1B HBP L1-5 1B 2H		 F8		 FC1-6 BB		 6-3		3	0	1	1	1	0	1						
John Montefusco, R (1, 1) <small>OBP: 0.176, SLG: 0.100</small> Gary Lavelle, S (8, 1)		 L1-5 1B HBP		 K		 FC1-6 1-2 1B		 F4		3	0	0	0	0	1	1						
Inning Stats	R: 2 E: 1 K: 0 S: 6	H: 2 LOB: 1 BB: 0 P: 6	R: 1 E: 0 K: 0 S: 4	H: 3 LOB: 1 BB: 0 P: 5	R: 2 E: 0 K: 0 S: 6	H: 3 LOB: 1 BB: 0 P: 6	R: 0 E: 0 K: 2 S: 7	H: 0 LOB: 0 BB: 0 P: 7	R: 1 E: 0 K: 0 S: 5	H: 2 LOB: 1 BB: 0 P: 5	R: 0 E: 0 K: 0 S: 3	H: 1 LOB: 1 BB: 1 P: 7	R: 1 E: 0 K: 1 S: 7	H: 2 LOB: 1 BB: 0 P: 7	R: 0 E: 0 K: 1 S: 5	H: 0 LOB: 0 BB: 0 P: 5	R: 0 E: 0 K: 0 S: 3	H: 1 LOB: 0 BB: 0 P: 3	1B: 8 2B: 6 3B: 0 HR: 1	SF: 1 SAC: 0 DP: 2 HBP: 1	WP: 0 PB: 0 SB: 1 CS: 1	PA: 40
PITCHER	IP WLS BF H R ER SO BB IBB HBP BLK WP HR S P ERA WHIP	IP WLS BF H R ER SO BB IBB HBP BLK WP HR S P ERA WHIP																				
Nino Espinosa, R (1, 1) <small>ERA: 4.25</small>	2.0	L	13	7	5	4	0	0	0	0	0	1	12	13	18.00	3.500						
Mike Bruhert, R (3, 1) <small>ERA: 5.12</small>	4.0	18	6	2	2	2	1	0	0	0	0	0	21	25	4.50	1.750						
Butch Metzger, R (7, 1) <small>ERA: 6.39</small>	2.0	6	0	0	0	2	0	0	0	0	0	0	10	10	0.00	0.000						
Paul Siebert, L (9, 1) <small>ERA: 2.31</small>	1.0	3	1	0	0	0	0	0	0	0	0	0	3	3	0.00	1.000						
Batter	1	2	3	4	5	6	7	8	9	AB	R	H	RBI	BB	SO	LOB	BOTTOM					
Lenny Randle, S (1, 5) <small>OBP: 0.383, SLG: 0.355</small>	 G5-4-3 1B		 L6-4 2-3			 K		 1-H 2-H HR		4	1	2	3	0	1	1	San Francisco Giants @ New York Mets Shea Stadium, Flushing, NY Sun Jun 11 1978, 3:33 AM EDT Att: 20,987 - Unknown					
Tim Foli, R (1, 6) <small>OBP: 0.225, SLG: 0.248</small>	 G5-4-3 1-2			 F8		 6-3		 6-3		4	0	0	0	0	0	1						
Lee Mazzilli, S (1, 8) <small>OBP: 0.366, SLG: 0.443</small>	 F8			 4-3		 K		 K		4	0	0	0	0	2	0						
Steve Henderson, R (1, 7) <small>OBP: 0.327, SLG: 0.388</small>		 L3		 HR 1B		 6-3		 6-3		4	1	1	0	0	0	0						
Willie Montanez, L (1, 3) <small>OBP: 0.337, SLG: 0.459</small>		 F5		 HR 1B		 K		 1B 1B		4	1	2	2	0	1	0						
Bruce Boisclair, L (1, 9) <small>OBP: 0.301, SLG: 0.343</small> Tom Grieve, R (9, PH) <small>OBP: 0.300, SLG: 0.327</small>		 1B		 4-3		 F9		 P3		3	0	1	0	0	0	0						
Ron Hodges, L (1, 2) <small>OBP: 0.322, SLG: 0.320</small> John Stearns, R (9, PH) <small>OBP: 0.353, SLG: 0.358</small>		 K			 6-3		 HR BB BB	 1-2 1B		2	1	0	0	1	1	1						
Doug Flynn, R (1, 4) <small>OBP: 0.258, SLG: 0.261</small> Bobby Valentine, R (9, PH) <small>OBP: 0.344, SLG: 0.337</small>			 L6-4 PB 1B		 K		 F8	 K		3	0	1	0	0	1	1						
Nino Espinosa, R (1, 1) <small>OBP: 0.200, SLG: 0.267</small> Mike Bruhert, R (3, 1) <small>OBP: 0.125, SLG: 0.125</small> Butch Metzger, R (7, 1) <small>ERA: 6.39</small> Ed Kranepool, L (8, PH) <small>OBP: 0.273, SLG: 0.263</small> Paul Siebert, L (9, 1) <small>ERA: 3.51</small>		 F2 1-2		 K		 K		 HR BB		0	0	0	0	0	0	0						
Inning Stats	R: 0 E: 0 K: 0 S: 3	H: 1 LOB: 0 BB: 0 P: 3	R: 0 E: 0 K: 1 S: 6	H: 1 LOB: 1 BB: 0 P: 6	R: 0 E: 0 K: 0 S: 3	H: 1 LOB: 0 BB: 0 P: 3	R: 2 E: 0 K: 0 S: 5	H: 2 LOB: 0 BB: 0 P: 5	R: 0 E: 0 K: 2 S: 7	H: 0 LOB: 0 BB: 0 P: 7	R: 0 E: 0 K: 2 S: 7	H: 0 LOB: 0 BB: 0 P: 7	R: 0 E: 0 K: 1 S: 5	H: 0 LOB: 0 BB: 0 P: 5	R: 3 E: 0 K: 1 S: 6	H: 1 LOB: 2 BB: 2 P: 14	R: 0 E: 0 K: 1 S: 7	H: 2 LOB: 2 BB: 0 P: 7	1B: 6 2B: 1 3B: 0 HR: 2	SF: 0 SAC: 0 DP: 2 HBP: 0	WP: 0 PB: 1 SB: 0 CS: 0	PA: 35
PITCHER	IP WLS BF H R ER SO BB IBB HBP BLK WP HR S P ERA WHIP	IP WLS BF H R ER SO BB IBB HBP BLK WP HR S P ERA WHIP																				
John Montefusco, R (1, 1) <small>ERA: 3.66</small>	1.1	S	6	2	0	0	2	0	0	0	0	0	0	0	0	0						
Gary Lavelle, L (8, 1) <small>ERA: 3.51</small>	1.1	S	6	2	0	0	2	0	0	0	0	0	10	10	0.00	1.500						

Batter	1	2	3	4	5	6	7	8	9	AB	R	H	RBI	BB	SO	LOB	TOP					
Lenny Randle, S OBP: 0.380, SLG: 0.359 (1, 5)										4	1	1	0	0	1	1	New York Mets @ San Diego Padres San Diego Stadium, San Diego, CA Mon Jun 12 1978, 10:05 PM EDT Att: 19,431 - Unknown					
Elliott Maddox, R OBP: 0.411, SLG: 0.368 (1, 9)										3	0	2	0	1	0	0						
Lee Mazzilli, S OBP: 0.361, SLG: 0.437 (1, 8)										3	0	0	1	0	1	3						
Steve Henderson, R OBP: 0.337, SLG: 0.394 (1, 7)										2	0	2	0	2	0	0						
Willie Montanez, L OBP: 0.332, SLG: 0.451 (1, 3)										4	0	0	0	0	2	6						
John Stearns, R OBP: 0.356, SLG: 0.376 (1, 2)										3	1	1	1	1	0	4						
Tim Foli, R OBP: 0.225, SLG: 0.248 (1, 6)										4	0	1	0	0	0	1						
Doug Flynn, R OBP: 0.258, SLG: 0.260 (1, 4)										4	0	1	0	0	0	2						
Pat Zachry, R OBP: 0.188, SLG: 0.103 Dale Murray, R (9, 1)										4	0	1	0	0	2	2						
										0	0	0	0	0	0	0						
Inning Stats	R: 0 E: 0 K: 1 S: 4	H: 0 LOB: 0 BB: 1 P: 8	R: 0 E: 0 K: 0 S: 4	H: 1 LOB: 1 BB: 0 P: 4	R: 0 E: 1 K: 1 S: 5	H: 0 LOB: 0 BB: 0 P: 5	R: 0 E: 0 K: 0 S: 3	H: 1 LOB: 0 BB: 0 P: 3	R: 0 E: 0 K: 0 S: 3	H: 1 LOB: 1 BB: 1 P: 7	R: 1 E: 0 K: 1 S: 7	H: 2 LOB: 2 BB: 1 P: 11	R: 1 E: 0 K: 1 S: 6	H: 2 LOB: 0 BB: 0 P: 6	R: 0 E: 0 K: 1 S: 7	H: 2 LOB: 3 BB: 1 P: 11	R: 0 E: 0 K: 1 S: 5	H: 0 LOB: 0 BB: 0 P: 5	1B: 7 2B: 1 3B: 0 HR: 1	SF: 1 SAC: 0 DP: 2 HBP: 0	WP: 0 PB: 0 SB: 1 CS: 2	PA: 37
PITCHER	IP WLS BF H R ER SO BB IBB HBP BLK WP HR S P ERA WHIP	IP WLS BF H R ER SO BB IBB HBP BLK WP HR S P ERA WHIP																				
Randy Jones, L ERA: 2.96 Mark Lee, R ERA: 5.06	(1, 1) 8.0 33 9 2 2 5 2 2 0 0 0 1 39 55 2.25 1.375	(9, 1) 1.0 3 0 0 0 1 0 0 0 0 0 0 5 5 0.00 0.000																				

Batter	1	2	3	4	5	6	7	8	9	AB	R	H	RBI	BB	SO	LOB	BOTTOM					
Gene Richards, L OBP: 0.357, SLG: 0.381 (1, 7)										4	0	1	0	0	0	0	New York Mets @ San Diego Padres San Diego Stadium, San Diego, CA Mon Jun 12 1978, 10:05 PM EDT Att: 19,431 - Unknown					
Ozzie Smith, S OBP: 0.278, SLG: 0.303 (1, 6)										3	0	1	0	1	1	0						
Gene Tenace, R OBP: 0.421, SLG: 0.441 Chuck Baker, R OBP: 0.300, SLG: 0.308 Derrel Thomas, S OBP: 0.308, SLG: 0.304 (9, PH)										3	0	0	0	0	2	2						
Dave Winfield, R OBP: 0.333, SLG: 0.478 (1, 8)										4	2	2	2	0	0	0						
Oscar Gamble, L OBP: 0.324, SLG: 0.363 (1, 9)										3	0	0	0	1	0	0						
Fernando Gonzalez, R OBP: 0.265, SLG: 0.273 (1, 4)										4	0	2	1	0	0	0						
Rick Sweet, S OBP: 0.336, SLG: 0.257 (1, 2)										3	0	0	0	0	0	1						
Bill Almon, R OBP: 0.335, SLG: 0.357 (1, 5)										3	0	0	0	0	0	0						
Randy Jones, R OBP: 0.129, SLG: 0.129 Jerry Turner, L OBP: 0.293, SLG: 0.415 Mark Lee, R (9, 1)										2	0	0	0	0	1	0						
										0	0	0	0	0	0	0						
Inning Stats	R: 0 E: 0 K: 0 S: 3	H: 0 LOB: 0 BB: 0 P: 3	R: 1 E: 0 K: 0 S: 4	H: 1 LOB: 0 BB: 0 P: 4	R: 0 E: 0 K: 1 S: 6	H: 1 LOB: 2 BB: 1 P: 10	R: 0 E: 0 K: 0 S: 4	H: 1 LOB: 1 BB: 0 P: 4	R: 0 E: 0 K: 1 S: 5	H: 0 LOB: 0 BB: 0 P: 5	R: 0 E: 0 K: 2 S: 7	H: 0 LOB: 0 BB: 0 P: 7	R: 0 E: 0 K: 0 S: 3	H: 0 LOB: 0 BB: 0 P: 3	R: 0 E: 0 K: 0 S: 3	H: 0 LOB: 0 BB: 0 P: 3	R: 2 E: 0 K: 0 S: 4	H: 3 LOB: 2 BB: 1 P: 8	1B: 4 2B: 1 3B: 0 HR: 1	SF: 0 SAC: 0 DP: 0 HBP: 0	WP: 0 PB: 0 SB: 1 CS: 0	PA: 33
PITCHER	IP WLS BF H R ER SO BB IBB HBP BLK WP HR S P ERA WHIP	IP WLS BF H R ER SO BB IBB HBP BLK WP HR S P ERA WHIP																				
Pat Zachry, R ERA: 3.19 Dale Murray, R ERA: 4.09	(1, 1) 8.1 31 5 3 3 4 1 0 0 0 0 1 38 42 3.24 0.720	(9, 1) 0.0 2 1 0 0 0 0 1 0 0 0 0 1 5 * *																				

Batter	1	2	3	4	5	6	7	8	9	AB	R	H	RBI	BB	SO	LOB	TOP								
Lenny Randle, S (1,5) OBP: 0.381, SLG: 0.361	5-3		6-3		L9	1B			G1-6-3 1B	5	0	2	0	0	0	0									
Elliott Maddox, R (1,9) OBP: 0.400, SLG: 0.352	6-3		K		5-3	6-3			G1-6-3 1B	5	0	0	0	0	1	3									
Steve Henderson, R (1,7) OBP: 0.340, SLG: 0.389	G3		BB		E6 1B				1B 1B	4	1	2	0	1	0	0									
Willie Montanez, L (1,3) OBP: 0.336, SLG: 0.446 Joel Youngblood, R (9, PR) OBP: 0.303, SLG: 0.414		5-3	K		1B BB				1B 1B	4	0	1	0	1	1	1									
John Stearns, R (1,2) OBP: 0.360, SLG: 0.393		HR			FC5-4 1B	FC6-4 1B			1B 1B	5	1	3	2	0	1	2									
Lee Mazzilli, S (1,8) OBP: 0.365, SLG: 0.439		G3 1B			FC5-4 1B	FC6-4 1B			F9	4	1	1	0	0	0	3									
Tim Foli, R (1,6) OBP: 0.227, SLG: 0.248		G3			G3				6-3	4	0	0	0	0	2										
Doug Flynn, R (1,4) OBP: 0.263, SLG: 0.262		2H 1B			S IBB				1B	3	0	2	1	1	1	0									
Jerry Koosman, R (1,1) OBP: 0.129, SLG: 0.194 Tom Grieve, R (8, PH) OBP: 0.295, SLG: 0.321 Dale Murray, R (8, 1)		K			K				4-3	3	0	1	0	0	2	3									
					1-2 2-3				1B 1B	1	0	0	0	0	0	1									
										0	0	0	0	0	0	0									
Inning Stats	R: 0 E: 0 K: 0 S: 3	H: 0 LOB: 0 BB: 0 P: 3	R: 2 E: 0 K: 1 S: 8	H: 3 LOB: 1 BB: 0 P: 8	R: 0 E: 0 K: 2 S: 7	H: 0 LOB: 1 BB: 1 P: 11	R: 0 E: 0 K: 1 S: 6	H: 1 LOB: 2 BB: 1 P: 10	R: 1 E: 1 K: 0 S: 5	H: 2 LOB: 2 BB: 1 P: 9	R: 0 E: 0 K: 1 S: 7	H: 2 LOB: 0 BB: 0 P: 7	R: 0 E: 0 K: 0 S: 3	H: 0 LOB: 0 BB: 0 P: 3	R: 0 E: 0 K: 0 S: 4	H: 1 LOB: 1 BB: 0 P: 4	R: 0 E: 0 K: 1 S: 7	H: 3 LOB: 2 BB: 0 P: 7	1B: 11 2B: 0 3B: 0 HR: 1	SF: 0 SAC: 0 DP: 1 HBP: 0	WP: 0 PB: 0 SB: 2 CS: 0	PA: 41			
PITCHER	IP	WLS	BF	H	R	ER	SO	BB	IBB	HBP	BLK	WP	HR	S	P	ERA	WHIP	PITCHER							
Tommy John, L (1,1) ERA: 3.98	8.2	W	40	12	3	3	5	2	1	0	0	0	1	47	59	3.12	1.615								
Charlie Hough, R (9,1) ERA: 2.75	0.1	S	1	0	0	0	1	0	0	0	0	0	0	3	3	0.00	0.000								

New York Mets @ Los Angeles Dodgers
Dodger Stadium, Los Angeles, CA
Wed Jun 14 1978, 7:05 PM PDT
Att: 31,185 - Unknown

AB 38
R 3
H 12
RBI 3
BB 3
SO 6
LOB 15



Batter	1	2	3	4	5	6	7	8	9	AB	R	H	RBI	BB	SO	LOB	BOTTOM								
Davey Lopes, R (1,4) OBP: 0.398, SLG: 0.459	F9		6-3			5-3 3B	2B 1B			4	2	2	0	0	0	1									
Bill Russell, R (1,6) OBP: 0.302, SLG: 0.353	K		F8			5-3	2B			4	0	1	3	0	1	1									
Steve Garvey, R (1,3) OBP: 0.318, SLG: 0.447	HR				F8	HR	IBB			3	2	2	2	1	0	0									
Ron Cey, R (1,5) OBP: 0.384, SLG: 0.442	6-3				BB	F3	K			3	0	0	0	1	1	2									
Dusty Baker Jr., R (1,7) OBP: 0.332, SLG: 0.379		F8			K				F9	3	0	0	0	1	1	1									
Lee Lacy, R (1,9) OBP: 0.374, SLG: 0.654 Bill North, S (9,8) OBP: 0.386, SLG: 0.317		P5			F8	BB			F9	4	0	0	0	0	1	2									
										0	0	0	0	0	0	0									
Rick Monday, L (1,8) OBP: 0.403, SLG: 0.645 (9,9)		G1			K				K	4	0	0	0	0	3	0									
Steve Yeager, R (1,2) OBP: 0.306, SLG: 0.276					K				SH 1B BB	2	0	1	0	1	1	0									
Tommy John, R (1,1) OBP: 0.222, SLG: 0.200 Charlie Hough, R (9,1) OBP: 0.444, SLG: 0.556			SH3-4 1B		6-3				SH 1B 2B	1	1	0	0	0	0	0									
										0	0	0	0	0	0	0									
Inning Stats	R: 1 E: 0 K: 1 S: 6	H: 1 LOB: 0 BB: 0 P: 6	R: 0 E: 0 K: 0 S: 3	H: 0 LOB: 0 BB: 0 P: 3	R: 0 E: 0 K: 0 S: 4	H: 1 LOB: 1 BB: 0 P: 4	R: 0 E: 0 K: 1 S: 5	H: 0 LOB: 1 BB: 1 P: 9	R: 0 E: 0 K: 2 S: 7	H: 0 LOB: 0 BB: 0 P: 7	R: 2 E: 0 K: 1 S: 7	H: 2 LOB: 1 BB: 1 P: 11	R: 2 E: 0 K: 2 S: 9	H: 2 LOB: 2 BB: 2 P: 17	R: 0 E: 0 K: 1 S: 5	H: 0 LOB: 0 BB: 0 P: 5	1B: 2 2B: 1 3B: 1 HR: 2	SF: 0 SAC: 2 DP: 0 HBP: 0	WP: 0 PB: 0 SB: 0 CS: 0	PA: 34					
PITCHER	IP	WLS	BF	H	R	ER	SO	BB	IBB	HBP	BLK	WP	HR	S	P	ERA	WHIP	PITCHER							
Jerry Koosman, L (1,1) ERA: 4.03	7.0	L	31	6	5	5	7	3	1	0	0	0	2	41	57	6.43	1.286								
Dale Murray, R (8,1) ERA: 3.93	1.0		3	0	0	0	1	0	0	0	0	0	0	5	5	0.00	0.000								

New York Mets @ Los Angeles Dodgers
Dodger Stadium, Los Angeles, CA
Wed Jun 14 1978, 7:05 PM PDT
Att: 31,185 - Unknown


AB 28
R 5
H 6
RBI 5
BB 4
SO 8
LOB 7




Batter	1	2	3	4	5	6	7	8	9	AB	R	H	RBI	BB	SO	LOB	TOP			
Lenny Randle, S OBP: 0.374, SLG: 0.353 (1, 5)										4	0	0	0	0	1	1	New York Mets @ Los Angeles Dodgers Dodger Stadium, Los Angeles, CA Thu Jun 15 1978, 7:05 PM PDT Att: 31,308 - Unknown			
Elliott Maddox, R OBP: 0.405, SLG: 0.360 Butch Metzger, R (6, 1)										3	0	2	0	0	0	0				
Joel Youngblood, R OBP: 0.299, SLG: 0.408 (9, PH)										1	0	0	0	0	0	0				
Lee Mazzilli, S OBP: 0.360, SLG: 0.432 (1, 8)										4	0	0	0	0	2	1				
Steve Henderson, R OBP: 0.336, SLG: 0.384 (1, 7)										3	0	0	0	0	1	1				
Willie Montanez, L OBP: 0.332, SLG: 0.441 (1, 3)										3	0	0	0	0	0	0				
John Stearns, R OBP: 0.354, SLG: 0.386 (1, 2)										3	0	0	0	0	1	0				
Tim Foli, R OBP: 0.235, SLG: 0.257 (1, 6)										3	0	2	0	0	0	0				
Doug Flynn, R OBP: 0.260, SLG: 0.259 (1, 4)										3	0	0	0	0	0	2				
Nino Espinosa, R OBP: 0.194, SLG: 0.258 Bruce Boisclair, L OBP: 0.302, SLG: 0.343 (6, PH) (6, 9)										1	0	0	0	0	0	0				
										2	0	1	0	0	0	1				
Inning Stats	R: 0 E: 0 K: 1 S: 6	H: 1 LOB: 1 BB: 0 P: 6	R: 0 E: 0 K: 1 S: 6	H: 1 LOB: 1 BB: 0 P: 6	R: 0 E: 0 K: 1 S: 5	H: 1 LOB: 0 BB: 0 P: 5	R: 0 E: 0 K: 1 S: 5	H: 0 LOB: 0 BB: 0 P: 5	R: 0 E: 0 K: 0 S: 3	H: 0 LOB: 0 BB: 0 P: 3	R: 0 E: 0 K: 0 S: 3	H: 0 LOB: 0 BB: 0 P: 3	R: 0 E: 0 K: 0 S: 4	H: 1 LOB: 1 BB: 0 P: 4	R: 0 E: 0 K: 1 S: 5	H: 0 LOB: 0 BB: 0 P: 5	1B: 5 2B: 0 3B: 0 HR: 0	SF: 0 SAC: 0 DP: 1 HBP: 0	WP: 0 PB: 0 SB: 0 CS: 1	PA: 31
PITCHER	IP WLS BF H R ER SO BB IBB HBP BLK WP HR S P ERA WHIP	8.0 W 27 5 0 0 4 0 0 0 0 0 0 35 35 0.00 0.625	1.0 S 3 0 0 0 1 0 0 0 0 0 0 5 5 0.00 0.000	PITCHER																
Rick Rhoden, R ERA: 3.92 Charlie Hough, R ERA: 2.69																				

Batter	1	2	3	4	5	6	7	8	9	AB	R	H	RBI	BB	SO	LOB	BOTTOM			
Davey Lopes, R OBP: 0.405, SLG: 0.459 (1, 4)										2	1	1	0	2	0	0	New York Mets @ Los Angeles Dodgers Dodger Stadium, Los Angeles, CA Thu Jun 15 1978, 7:05 PM PDT Att: 31,308 - Unknown			
Bill Russell, R OBP: 0.305, SLG: 0.355 (1, 6)										4	0	2	1	0	0	2				
Steve Garvey, R OBP: 0.321, SLG: 0.448 (1, 3)										4	0	2	2	0	0	2				
Ron Cey, R OBP: 0.378, SLG: 0.434 (1, 5)										4	0	0	0	0	0	5				
Dusty Baker Jr., R OBP: 0.335, SLG: 0.379 (1, 7)										3	0	1	0	1	0	0				
Rick Monday, L OBP: 0.400, SLG: 0.632 (1, 9)										3	1	0	0	1	1	2				
Bill North, S OBP: 0.382, SLG: 0.315 (1, 8)										4	0	1	0	0	0	3				
Steve Yeager, R OBP: 0.310, SLG: 0.277 (1, 2)										3	0	1	0	1	1	1				
Rick Rhoden, R OBP: 0.219, SLG: 0.179 Lee Lacy, R OBP: 0.371, SLG: 0.648 Charlie Hough, R OBP: 0.444, SLG: 0.556 (8, PH) (9, 1)										2	1	0	0	1	0	2				
										1	0	0	0	0	0	2				
										0	0	0	0	0	0	0				
Inning Stats	R: 0 E: 0 K: 0 S: 3	H: 0 LOB: 0 BB: 0 P: 3	R: 0 E: 0 K: 0 S: 3	H: 0 LOB: 1 BB: 1 P: 7	R: 0 E: 0 K: 0 S: 3	H: 1 LOB: 1 BB: 1 P: 7	R: 0 E: 0 K: 0 S: 3	H: 1 LOB: 0 BB: 0 P: 3	R: 3 E: 0 K: 0 S: 5	H: 2 LOB: 2 BB: 3 P: 17	R: 0 E: 0 K: 2 S: 8	H: 1 LOB: 1 BB: 0 P: 8	R: 0 E: 0 K: 0 S: 4	H: 1 LOB: 2 BB: 1 P: 8	R: 0 E: 0 K: 0 S: 5	H: 2 LOB: 2 BB: 0 P: 5	1B: 8 2B: 0 3B: 0 HR: 0	SF: 0 SAC: 0 DP: 1 HBP: 0	WP: 0 PB: 0 SB: 1 CS: 1	PA: 36
PITCHER	IP WLS BF H R ER SO BB IBB HBP BLK WP HR S P ERA WHIP	5.0 L 22 4 3 3 0 5 0 0 0 0 0 17 21 5.40 1.800	3.0 L 14 4 0 0 2 1 0 0 0 0 0 17 21 0.00 1.667	PITCHER																
Nino Espinosa, R ERA: 4.31 Butch Metzger, R ERA: 5.82																				

AB	30
R	0
H	5
RBI	0
BB	0
SO	5
LOB	6



AB	30
R	3
H	8
RBI	3
BB	6
SO	2
LOB	19




Batter	1	2	3	4	5	6	7	8	9	AB	R	H	RBI	BB	SO	LOB	TOP								
Lenny Randle, S OBP: 0.370, SLG: 0.349	F8		F7		SH3 1B		F8		F7	5	1	1	0	0	0	1	New York Mets @ San Francisco Giants Candlestick Park, San Francisco, CA Fri Jun 16 1978, 10:05 PM EDT Att: 16,429 - Unknown								
Tim Lincecum, R OBP: 0.242, SLG: 0.263	F8			FC4-6 1B	SH3		5-3		1B	4	0	2	0	0	0	0									
Bruce Boesch, L Skip Lockwood, R Dale Murray, R	3-1			FC4-6 2B	S 1B		BB		K	3	1	1	1	1	0	1									
Willie Montanez, L OBP: 0.330, SLG: 0.440	3-1			1B 2B	K		F8		1-3	5	1	1	1	0	1	3									
Lee Mazzilli, S OBP: 0.358, SLG: 0.427	F8			P5	FC6-4 BB				F7	3	0	0	0	1	0	1									
Steve Henderson, R OBP: 0.335, SLG: 0.382	F8			1B 1B	FC6-4				K	4	1	1	1	0	1	2									
Ron Hodges, L John Stearns, R			E8 SH1-4	1B 1B		CS BB			E S BB	2	0	1	0	1	0	0									
Doug Flynn, R OBP: 0.264, SLG: 0.263			F4	1B					E2 1B	4	0	2	1	0	0	2									
Kevin Kobel, R OBP: 0.250, SLG: 0.250			SH1-4	5-3					F8	2	0	0	0	0	0	2									
Elliott Maddox, R OBP: 0.403, SLG: 0.357									F8	1	0	0	0	0	0	2									
Inning Stats	R: 0 E: 0 K: 0 S: 3	H: 0 LOB: 0 BB: 0 P: 3	R: 0 E: 0 K: 0 S: 3	H: 0 LOB: 0 BB: 0 P: 3	R: 0 E: 1 K: 0 S: 4	H: 0 LOB: 1 BB: 0 P: 4	R: 3 E: 0 K: 0 S: 8	H: 5 LOB: 2 BB: 0 P: 8	R: 1 E: 0 K: 1 S: 7	H: 2 LOB: 2 BB: 1 P: 11	R: 0 E: 0 K: 0 S: 2	H: 0 LOB: 1 BB: 1 P: 6	R: 0 E: 0 K: 0 S: 3	H: 0 LOB: 1 BB: 1 P: 7	R: 0 E: 1 K: 1 S: 6	H: 1 LOB: 2 BB: 1 P: 10	R: 0 E: 0 K: 1 S: 6	H: 1 LOB: 1 BB: 0 P: 6	1B: 8 2B: 1 3B: 0 HR: 0	SF: 0 SAC: 2 DP: 0 HBP: 0	WP: 0 PB: 0 SB: 2 CS: 1	PA: 40			
PITCHER	IP	WLS	BF	H	R	ER	SO	BB	IBB	HBP	BLK	WP	HR	S	P	ERA	WHIP								
Ed Halicki, R ERA: 2.38	5.0		24	7	4	4	1	1	0	0	0	0	0	25	29	7.20	1.600								
John Curtis, L ERA: 3.12	2.0		7	0	0	0	0	2	0	0	0	0	0	5	13	0.00	1.000								
Gary Lavelle, L ERA: 3.31	2.0	W	9	2	0	0	2	1	0	0	0	0	0	12	16	0.00	1.500								

Batter	1	2	3	4	5	6	7	8	9	AB	R	H	RBI	BB	SO	LOB	BOTTOM								
Bill Madlock, R OBP: 0.397, SLG: 0.475	S 1B		F6-4-3		F8		HR		SH3-4	4	1	2	1	0	0	3	New York Mets @ San Francisco Giants Candlestick Park, San Francisco, CA Fri Jun 16 1978, 10:05 PM EDT Att: 16,429 - Unknown								
Darrell Evans, L OBP: 0.329, SLG: 0.417	F9		F9			F7	K		HR IBB	4	1	0	0	1	1	2									
Jack Clark, R OBP: 0.377, SLG: 0.549	G3-6-1 BB			S 1B		K			BB BB	3	1	2	3	2	1	0									
Willie McCovey, L Vic Harris, S	G3-6-1			L6		HR 1B			BB BB	3	1	1	0	1	0	3									
Mike Ivie, R OBP: 0.387, SLG: 0.509			F9			HR			L8	4	1	1	2	0	1	3									
Larry Hemdon, R OBP: 0.331, SLG: 0.324			F6-4-3 BB		L7		HR		K	3	0	1	0	1	1	3									
Marc Hill, R OBP: 0.280, SLG: 0.274			F6-4-3		6-3		F4		K	4	0	0	0	0	1	4									
Johnnie LeMaster, R Hector Cruz, R			F6-4-3 2B		F6		K		HR	3	0	1	0	0	1	0									
Ed Halicki, R Rob Andrews, R John Curtis, L			F6-4-3 HBP				F7		SH3-4 HR 1B	0	0	0	0	0	0	0									
Terry Whitfield, L Gary Lavelle, S										1	0	0	0	0	0	0									
Inning Stats	R: 0 E: 0 K: 0 S: 3	H: 1 LOB: 1 BB: 1 P: 7	R: 0 E: 0 K: 0 S: 2	H: 0 LOB: 0 BB: 1 P: 6	R: 0 E: 0 K: 0 S: 3	H: 1 LOB: 1 BB: 0 P: 4	R: 0 E: 0 K: 1 S: 6	H: 1 LOB: 1 BB: 0 P: 6	R: 0 E: 0 K: 1 S: 4	H: 1 LOB: 1 BB: 0 P: 4	R: 2 E: 0 K: 1 S: 8	H: 3 LOB: 1 BB: 0 P: 8	R: 1 E: 0 K: 2 S: 8	H: 1 LOB: 0 BB: 0 P: 8	R: 0 E: 0 K: 2 S: 7	H: 0 LOB: 2 BB: 2 P: 15	R: 4 E: 0 K: 0 S: 4	H: 3 LOB: 0 BB: 1 P: 8	1B: 5 2B: 1 3B: 1 HR: 4	SF: 0 SAC: 1 DP: 3 HBP: 1	WP: 0 PB: 0 SB: 3 CS: 0	PA: 39			
PITCHER	IP	WLS	BF	H	R	ER	SO	BB	IBB	HBP	BLK	WP	HR	S	P	ERA	WHIP								
Kevin Kobel, L ERA: 1.2	6.0		25	7	2	2	2	2	0	1	0	0	0	26	35	3.00	1.500								
Skip Lockwood, R ERA: 3.29	2.0	L	11	3	3	3	4	2	0	0	0	0	2	17	25	13.50	2.500								
Dale Murray, R ERA: 4.25	0.1		3	1	2	2	0	0	1	0	0	0	1	2	6	54.00	3.000								

Batter	1	2	3	4	5	6	7	8	9	AB	R	H	RBI	BB	SO	LOB	TOP					
Lenny Randle, S (1.5) OBP: 0.368, SLG: 0.344										4	0	2	0	0	1	1	New York Mets @ San Francisco Giants Candlestick Park, San Francisco, CA Sun Jun 18 1978, 6:33 AM EDT Unknown					
Elliott Maddox, R (1.9) OBP: 0.395, SLG: 0.358										4	0	1	0	0	1	1						
Steve Henderson, R (1.7) OBP: 0.327, SLG: 0.372										4	0	0	0	0	4	2						
Willie Montanez, L (1.3) OBP: 0.330, SLG: 0.431										4	0	0	0	0	1	2						
John Stearns, R (1.2) OBP: 0.353, SLG: 0.377										4	0	0	0	0	1	2						
Lee Mazzilli, S (1.8) OBP: 0.363, SLG: 0.432										2	0	1	0	1	0	0						
Joel Youngblood, R (1.4) OBP: 0.284, SLG: 0.387										2	0	0	0	0	1	0						
Doug Flynn, R (1.6) OBP: 0.272, SLG: 0.272										3	0	1	0	0	0	1						
Craig Swan, R (1.1) OBP: 0.250, SLG: 0.222										1	0	0	0	0	0	1						
Tom Grieve, R (8, PH) OBP: 0.290, SLG: 0.316										1	0	0	0	0	1	0						
Skip Lockwood, R (8.1)										0	0	0	0	0	0	0						
Butch Metzger, R (8.1)										0	0	0	0	0	0	0						
Inning Stats	R: 0 E: 0 K: 3 S: 11	H: 2 LOB: 2 BB: 0 P: 11	R: 0 E: 0 K: 0 S: 3	H: 0 LOB: 1 BB: 1 P: 7	R: 0 E: 0 K: 2 S: 7	H: 0 LOB: 0 BB: 0 P: 7	R: 0 E: 0 K: 0 S: 3	H: 1 LOB: 0 BB: 0 P: 3	R: 0 E: 0 K: 2 S: 8	H: 1 LOB: 1 BB: 0 P: 8	R: 0 E: 0 K: 1 S: 5	H: 0 LOB: 0 BB: 0 P: 5	R: 0 E: 0 K: 0 S: 3	H: 0 LOB: 0 BB: 0 P: 3	R: 0 E: 0 K: 1 S: 6	H: 1 LOB: 1 BB: 0 P: 6	R: 0 E: 0 K: 1 S: 5	H: 0 LOB: 0 BB: 0 P: 5	1B: 5 2B: 0 3B: 0 HR: 0	SF: 0 SAC: 2 DP: 0 HBP: 0	WP: 0 PB: 0 SB: 0 CS: 0	PA: 33
PITCHER Vida Blue, L (1.1) ERA: 2.4	IP: 9.0 WLS: W BF: 32	H: 5 R: 0 ER: 0 SO: 10	BB: 1 IBB: 0 HBP: 0 BLK: 0	WP: 0 HR: 0 S: 51 P: 55	ERA: 0.00 WHIP: 0.667	PITCHER										IP: WLS: BF: H: R: ER: SO: BB: IBB: HBP: BLK: WP: HR: S: P: ERA: WHIP						

AB	29
R	0
H	5
RBI	0
BB	1
SO	10
LOB	10



Batter	1	2	3	4	5	6	7	8	9	AB	R	H	RBI	BB	SO	LOB	BOTTOM			
Terry Whitfield, L (1.7) OBP: 0.325, SLG: 0.414										4	1	2	0	0	1	0	New York Mets @ San Francisco Giants Candlestick Park, San Francisco, CA Sun Jun 18 1978, 6:33 AM EDT Unknown			
Rob Andrews, R (1.4) OBP: 0.333, SLG: 0.358										3	0	1	0	1	0	1				
Jack Clark, R (1.9) OBP: 0.371, SLG: 0.534										2	1	0	0	1	0	0				
Darrell Evans, L (1.5) OBP: 0.394, SLG: 0.435										3	1	1	2	1	0	0				
Jim Dwyer, L (1.3) OBP: 0.338, SLG: 0.353										2	0	2	1	1	0	0				
Larry Hemdon, R (1.8) OBP: 0.328, SLG: 0.330										5	0	0	0	0	0	5				
Marc Hill, R (1.2) OBP: 0.281, SLG: 0.275										3	0	1	0	0	0	1				
Roger Metzger, S (1.6) OBP: 0.281, SLG: 0.262										3	0	0	0	0	0	1				
Vida Blue, S (1.1) OBP: 0.295, SLG: 0.270										3	0	0	0	0	3	1				
Inning Stats	R: 0 E: 0 K: 0 S: 3	H: 0 LOB: 0 BB: 0 P: 3	R: 0 E: 0 K: 0 S: 4	H: 1 LOB: 1 BB: 0 P: 4	R: 0 E: 0 K: 1 S: 6	H: 1 LOB: 1 BB: 0 P: 6	R: 0 E: 0 K: 0 S: 3	H: 0 LOB: 1 BB: 1 P: 7	R: 0 E: 0 K: 1 S: 5	H: 0 LOB: 0 BB: 0 P: 5	R: 1 E: 0 K: 0 S: 3	H: 1 LOB: 1 BB: 2 P: 11	R: 0 E: 0 K: 1 S: 6	H: 1 LOB: 1 BB: 0 P: 6	R: 2 E: 0 K: 1 S: 7	H: 3 LOB: 1 BB: 1 P: 11		1B: 3 2B: 3 3B: 0 HR: 1	SF: 1 SAC: 1 DP: 0 HBP: 0	WP: 1 PB: 0 SB: 0 CS: 1
PITCHER Craig Swan, R (1.1) ERA: 2.54	IP: 7.0 WLS: L BF: 28	H: 4 R: 1 ER: 1 SO: 3	BB: 2 IBB: 1 HBP: 0 BLK: 0	WP: 0 HR: 0 S: 30 P: 42	ERA: 1.29 WHIP: 0.857	PITCHER										IP: WLS: BF: H: R: ER: SO: BB: IBB: HBP: BLK: WP: HR: S: P: ERA: WHIP				
Skip Lockwood, R (8.1) ERA: 3.59	0.2	5	3	2	2	1	1	0	0	0	0	0	1	1	6	10	27.00	6.000		
Butch Metzger, R (8.1) ERA: 5.77	0.1	1	0	0	0	0	0	0	0	0	0	0	0	0	1	1	0.00	0.000		

AB	28
R	3
H	7
RBI	3
BB	4
SO	4
LOB	9



Batter	1	2	3	4	5	6	7	8	9	10	AB	R	H	RBI	BB	SO	LOB			
Lenny Randle, S OBP: 0.364, SLG: 0.337 (1, 5)	6-3		G3		4-3			5-3		G6-4-3 BB	4	0	0	0	1	0	2			
Elliott Maddox, R OBP: 0.387, SLG: 0.348 (1, 9)	6-3		F2			6-3		SF9		G6-4-3	4	0	0	1	0	0	1			
Bruce Boicclair, L OBP: 0.316, SLG: 0.345 (1, 7)																				
Tom Grieve, R OBP: 0.286, SLG: 0.310 (8, PH)																				
Dale Murray, R (8, 1)																				
Lee Mazzilli, S OBP: 0.358, SLG: 0.426 (1, 8)	F5				F7			F9		F9	4	0	0	0	0	0	2			
Willie Montanez, L OBP: 0.332, SLG: 0.433 (1, 3)																				
Ron Hodges, L OBP: 0.323, SLG: 0.309 (1, 2)																				
John Stearns, R OBP: 0.350, SLG: 0.373 (4, 2)																				
Joel Youngblood, R OBP: 0.286, SLG: 0.385 (1, 4)																				
Ed Kranepool, L OBP: 0.304, SLG: 0.308 (9, PH)																				
Bobby Valentine, R OBP: 0.344, SLG: 0.337 (9, 4)																				
Doug Flynn, R OBP: 0.272, SLG: 0.272 (1, 6)																				
Jerry Koosman, R OBP: 0.121, SLG: 0.182 (8, PH)																				
Steve Henderson, R OBP: 0.329, SLG: 0.381 (8, 7)																				
Inning Stats	R: 0 E: 0 K: 0 S: 3	H: 0 LOB: 1 BB: 1 P: 7	R: 0 E: 0 K: 0 S: 4	H: 1 LOB: 1 BB: 0 P: 4	R: 0 E: 0 K: 0 S: 3	H: 0 LOB: 0 BB: 0 P: 3	R: 0 E: 0 K: 0 S: 4	H: 1 LOB: 1 BB: 0 P: 4	R: 0 E: 0 K: 0 S: 3	H: 0 LOB: 0 BB: 0 P: 3	R: 0 E: 0 K: 0 S: 3	H: 0 LOB: 0 BB: 0 P: 3	R: 2 E: 0 K: 0 S: 5	H: 2 LOB: 0 BB: 0 P: 5	R: 1 E: 0 K: 0 S: 5	H: 2 LOB: 1 BB: 0 P: 5	R: 0 E: 0 K: 0 S: 2	H: 0 LOB: 0 BB: 1 P: 6	1B: 5 2B: 1 3B: 1 HR: 0	SF: 1 SAC: 0 DP: 1 HBP: 0

PITCHER	IP	WLS	BF	H	R	ER	SO	BB	IBB	HBP	BLK	WP	HR	S	P	ERA	WHIP
Jim Barr, R ERA: 2.73 (1, 1)	5.0		19	3	0	0	0	0	1	0	0	0	0	18	22	0.00	0.800
Gary Lavelle, L ERA: 3.72 (6, 1)	3.1		13	3	3	3	0	0	0	0	0	0	0	13	13	8.10	0.900
Randy Moffitt, R ERA: 2.17 (9, 1)	1.2	W	6	1	0	0	0	1	0	0	0	0	0	5	9	0.00	1.200


TOP

New York Mets @ San Francisco Giants
Candlestick Park, San Francisco, CA

Sun Jun 18 1978, 6:38 AM EDT
Att: 35,496 - Unknown

livebaseballscorecards.com

AB	35
R	3
H	7
RBI	3
BB	2
SO	0
LOB	14



WP: 0 PA: 38
PB: 0
SB: 0
CS: 0

Batter	1	2	3	4	5	6	7	8	9	10	AB	R	H	RBI	BB	SO	LOB	
Rob Andrews, R OBP: 0.338, SLG: 0.361 (1, 4)	F8		F7			G3 1B		F6			5	0	2	1	0	0	1	
Darrell Evans, L OBP: 0.388, SLG: 0.429 (1, 5)	F5		4-3			G3		SF8			3	0	0	1	0	0	1	
Jack Clark, R OBP: 0.366, SLG: 0.525 (1, 9)	F8					F9		K			4	0	0	0	0	1	2	
Mike Ivie, R OBP: 0.366, SLG: 0.508 (1, 3)																		
Jim Dwyer, L OBP: 0.338, SLG: 0.353 (10, 3)																		
Hector Cruz, R OBP: 0.278, SLG: 0.415 (1, 7)																		
Larry Hemdon, R OBP: 0.335, SLG: 0.338 (1, 8)																		
Johnnie LeMaster, R OBP: 0.258, SLG: 0.281 (1, 6)																		
Terry Whitfield, L OBP: 0.324, SLG: 0.412 (9, PH)																		
Roger Metzger, S OBP: 0.287, SLG: 0.262 (10, 6)																		
Mike Sadek, R OBP: 0.342, SLG: 0.306 (1, 2)																		
Jim Barr, R OBP: 0.188, SLG: 0.188 (1, 1)																		
Vic Harris, S OBP: 0.118, SLG: 0.111 (5, PH)																		
Gary Lavelle, S OBP: 0.143, SLG: 0.143 (6, 1)																		
Randy Moffitt, R OBP: 0.200, SLG: 0.200 (9, 1)																		
Inning Stats	R: 0 E: 0 K: 0 S: 3	H: 3 LOB: 0 BB: 0 P: 5	R: 0 E: 0 K: 1 S: 5	H: 0 LOB: 0 BB: 0 P: 5	R: 0 E: 0 K: 0 S: 3	H: 0 LOB: 0 BB: 0 P: 3	R: 0 E: 0 K: 0 S: 4	H: 1 LOB: 1 BB: 0 P: 4	R: 0 E: 0 K: 0 S: 3	H: 1 LOB: 0 BB: 0 P: 3	R: 1 E: 1 K: 1 S: 7	H: 1 LOB: 1 BB: 0 P: 7	R: 0 E: 0 K: 0 S: 4	H: 2 LOB: 2 BB: 0 P: 4	R: 1 E: 0 K: 0 S: 3	H: 2 LOB: 1 BB: 0 P: 3	1B: 10 2B: 2 3B: 0 HR: 0	SF: 1 SAC: 3 DP: 3 HBP: 0

PITCHER	IP	WLS	BF	H	R	ER	SO	BB	IBB	HBP	BLK	WP	HR	S	P	ERA	WHIP
Jerry Koosman, L ERA: 3.93 (1, 1)	7.0		25	6	2	2	2	0	0	0	0	1	0	29	29	2.57	0.857
Dale Murray, R ERA: 4.01 (8, 1)	2.1	L	12	5	2	1	1	0	0	0	0	0	0	14	14	3.86	2.143


BOTTOM

New York Mets @ San Francisco Giants
Candlestick Park, San Francisco, CA

Sun Jun 18 1978, 6:38 AM EDT
Att: 35,496 - Unknown

livebaseballscorecards.com

AB	33
R	4
H	11
RBI	4
BB	0
SO	3
LOB	13



WP: 1 PA: 37
PB: 0
SB: 0
CS: 0

Batter	1	2	3	4	5	6	7	8	9	AB	R	H	RBI	BB	SO	LOB	TOP			
Dave Cash, R OBP: 0.333, SLG: 0.356 (1, 4)	4-3		L8		F9			1B		4	0	1	0	0	0	0	<p>Montreal Expos @ New York Mets Shea Stadium, Flushing, NY Tue Jun 20 1978, 7:05 PM EDT Att: 11,950 - Unknown</p> <p>livebaseballscores.com</p>			
Chris Speier, R OBP: 0.368, SLG: 0.372 (1, 6)	K		K			4-3		K		4	0	0	0	0	3	1				
Warren Cromartie, L OBP: 0.323, SLG: 0.366 (1, 7)	1B BB			2B		F8		G3		3	0	1	0	1	0	0				
Tony Perez, R OBP: 0.331, SLG: 0.427 (1, 3)	FC4-6 1B			5-3		5-3		FC3-6 1B		4	0	2	0	0	0	1				
Ellis Valentine, R OBP: 0.320, SLG: 0.444 (1, 9)	FC4-6			FC6-4 BB		F6-3		FC3-6 FC6-4		3	0	0	0	1	0	3				
Andre Dawson, R OBP: 0.313, SLG: 0.412 (1, 8)		K		F3		L8		FC6-4		4	0	0	0	0	1	3				
Gary Carter, R OBP: 0.317, SLG: 0.344 (1, 2)		F9		FC6-4		F6-3				3	0	0	0	0	0	2				
Larry Parrish, R OBP: 0.313, SLG: 0.451 (1, 5)		F8				F9		K		3	0	0	0	0	1	0				
Ross Grimsley, L OBP: 0.186, SLG: 0.128 (1, 1)			4-3			1-3		3-1		2	0	0	0	0	0	0				
Wayne Garrett, L OBP: 0.240, SLG: 0.191 (8, PH)										1	0	0	0	0	0	0				
Darold Knowles, L OBP: 0.500, SLG: 0.500 (8, 1)										0	0	0	0	0	0	0				
Inning Stats	R: 0 E: 0 K: 1 S: 6	H: 1 LOB: 2 BB: 1 P: 10	R: 0 E: 0 K: 1 S: 5	H: 0 LOB: 0 BB: 0 P: 5	R: 0 E: 0 K: 1 S: 5	H: 0 LOB: 0 BB: 0 P: 5	R: 0 E: 0 K: 0 S: 4	H: 1 LOB: 2 BB: 1 P: 8	R: 0 E: 0 K: 0 S: 3	H: 0 LOB: 0 BB: 0 P: 3	R: 0 E: 0 K: 0 S: 3	H: 0 LOB: 0 BB: 0 P: 3	R: 0 E: 0 K: 2 S: 8	H: 1 LOB: 1 BB: 0 P: 8	R: 0 E: 0 K: 0 S: 4	H: 1 LOB: 1 BB: 0 P: 4	1B: 3 2B: 1 3B: 0 HR: 0	SF: 0 SAC: 0 DP: 0 HBP: 0	WP: 0 PB: 0 CS: 0	PA: 33
PITCHER Nino Espinosa, R ERA: 3.91 (1, 1)	IP: 9.0 WLS: W BF: 33 H: 4 R: 0 ER: 0 SO: 5 BB: 2 IBB: 0 HBP: 0 BLK: 0 WP: 0 HR: 0 S: 41 P: 49 ERA: 0.00 WHIP: 0.667															PITCHER				

Batter	1	2	3	4	5	6	7	8	9	AB	R	H	RBI	BB	SO	LOB	BOTTOM	
Steve Henderson, R OBP: 0.327, SLG: 0.391 (1, 7)	HR	G3			L7		F9			4	1	1	2	0	0	2	<p>Montreal Expos @ New York Mets Shea Stadium, Flushing, NY Tue Jun 20 1978, 7:05 PM EDT Att: 11,950 - Unknown</p> <p>livebaseballscores.com</p>	
Bobby Valentine, R OBP: 0.351, SLG: 0.329 (1, 4)	1B BB	L7			F8		G6-4-3 BB			2	0	0	0	2	0	2		
Joel Youngblood, R OBP: 0.286, SLG: 0.385 (7, FR) (8, 4)										0	0	0	0	0	0	0		
Elliott Maddox, R OBP: 0.390, SLG: 0.352 (1, 9)	1B 1-3		K			SH3-4 1B SF7 1B	G6-4-3			4	1	2	0	0	1	1		
Willie Montanez, L OBP: 0.331, SLG: 0.430 (1, 3)	K		4-3			1B SH3-4 1B		G3		4	0	1	0	0	1	1		
Lee Mazzilli, S OBP: 0.358, SLG: 0.425 (1, 8)			L5			SH3-4		F7		3	0	1	0	0	0	0		
John Stearns, R OBP: 0.353, SLG: 0.374 (1, 2)		2B G3 1B		5-3		SF7		BB		2	1	1	1	1	0	0		
Lenny Randle, S OBP: 0.367, SLG: 0.342 (1, 5)		G3 2B		6-3		1B IBB		1-3		3	0	1	0	1	0	1		
Doug Flynn, R OBP: 0.273, SLG: 0.273 (1, 6)		F4 G3		F9		1-2 2-3 1B				3	0	1	0	0	2	2		
Nino Espinosa, R OBP: 0.176, SLG: 0.235 (1, 1)		K			K					3	0	0	0	3	6	6		
Inning Stats	R: 1 E: 0 K: 1 S: 6	H: 3 LOB: 2 BB: 1 P: 10	R: 1 E: 1 K: 1 S: 8	H: 2 LOB: 2 BB: 0 P: 8	R: 0 E: 0 K: 1 S: 5	H: 0 LOB: 0 BB: 0 P: 5	R: 0 E: 0 K: 0 S: 3	H: 0 LOB: 0 BB: 0 P: 3	R: 0 E: 0 K: 1 S: 5	H: 3 LOB: 3 BB: 1 P: 12	R: 0 E: 0 K: 0 S: 2	H: 0 LOB: 1 BB: 1 P: 6	R: 0 E: 0 K: 0 S: 3	H: 0 LOB: 1 BB: 1 P: 7	1B: 6 2B: 1 3B: 0 HR: 1	SF: 1 SAC: 1 DP: 1 HBP: 0	WP: 0 PB: 0 CS: 0	PA: 34
PITCHER Ross Grimsley, L ERA: 2.72 (1, 1)	IP: 7.0 WLS: L BF: 30 H: 8 R: 3 ER: 2 SO: 5 BB: 2 IBB: 1 HBP: 0 BLK: 0 WP: 1 HR: 1 S: 37 P: 49 ERA: 2.57 WHIP: 1.429															PITCHER		
PITCHER Darold Knowles, L ERA: 1.72 (8, 1)	IP: 1.0 WLS: L BF: 4 H: 0 R: 0 ER: 0 SO: 0 BB: 1 IBB: 0 HBP: 0 BLK: 0 WP: 0 HR: 0 S: 3 P: 7 ERA: 0.00 WHIP: 1.000															PITCHER		


Batter	1	2	3	4	5	6	7	8	9	AB	R	H	RBI	BB	SO	LOB	TOP
Dave Cash, R OBP: 0.336, SLG: 0.358 (1, 4)										4	0	2	0	0	0	4	<p>Montreal Expos @ New York Mets Shea Stadium, Flushing, NY Wed Jun 21 1978, 7:05 PM EDT Att: 6,691 - Unknown</p> <p>livebaseballscorecards.com</p> <p>AB 28 R 2 H 8 RBI 2 BB 0 SO 4 LOB 14</p>
Wayne Garrett, L OBP: 0.226, SLG: 0.180 (1, 5)										3	0	0	0	0	0	3	
Warren Cromartie, L OBP: 0.320, SLG: 0.363 (1, 7)										3	0	0	0	0	0	2	
Tony Perez, R OBP: 0.327, SLG: 0.422 (1, 3)										3	0	0	0	0	0	1	
Ellis Valentine, R OBP: 0.321, SLG: 0.458 Andre Dawson, R OBP: 0.312, SLG: 0.410 (5, 8)										2	1	1	1	0	1	0	
Del Unser, L OBP: 0.310, SLG: 0.308 (5, 9)										3	0	1	0	0	1	0	
Gary Carter, R OBP: 0.317, SLG: 0.344 (1, 2)										3	1	1	0	0	1	1	
Chris Speier, R OBP: 0.366, SLG: 0.372 (1, 6)										3	0	1	0	0	0	2	
Steve Rogers, R OBP: 0.130, SLG: 0.111 (1, 1)										3	0	2	1	0	1	1	
Inning Stats	R: 0 E: 0 K: 0 S: 4	H: 1 LOB: 1 BB: 0 P: 4	R: 1 E: 0 K: 2 S: 9	H: 2 LOB: 1 BB: 0 P: 9	R: 0 E: 0 K: 0 S: 3	H: 1 LOB: 0 BB: 0 P: 3	R: 0 E: 0 K: 2 S: 7	H: 0 LOB: 0 BB: 0 P: 7	R: 1 E: 1 K: 0 S: 5	H: 2 LOB: 1 BB: 0 P: 5	R: 0 E: 0 K: 0 S: 3	H: 0 LOB: 0 BB: 0 P: 3	R: 0 E: 0 K: 0 S: 5	H: 2 LOB: 2 BB: 0 P: 5			
PITCHER	IP WLS BF H R ER SO BB IBB HBP BLK WP HR S P ERA WHIP																
Mike Bruhart, R ERA: 4.73 (1, 1)	6.2 L 27 8 2 1 4 0 0 0 0 0 1 1 35 35 1.35 1.200																
Dale Murray, R ERA: 3.99 (7, 1)	0.1 1 0 0 0 0 0 0 0 0 0 0 0 0 1 1 0.00 0.000																

Batter	1	2	3	4	5	6	7	8	9	AB	R	H	RBI	BB	SO	LOB	BOTTOM
Lenny Randle, S OBP: 0.362, SLG: 0.337 (1, 5)										3	0	0	0	0	1	0	<p>Montreal Expos @ New York Mets Shea Stadium, Flushing, NY Wed Jun 21 1978, 7:05 PM EDT Att: 6,691 - Unknown</p> <p>livebaseballscorecards.com</p> <p>AB 26 R 1 H 8 RBI 1 BB 1 SO 6 LOB 10</p>
Bobby Valentine, R OBP: 0.360, SLG: 0.341 (1, 4)										3	0	2	0	0	0	0	
Lee Mazzilli, S OBP: 0.355, SLG: 0.420 (1, 8)										3	0	0	0	0	1	2	
Steve Henderson, R OBP: 0.331, SLG: 0.399 (1, 7)										2	1	1	0	1	0	0	
Willie Montanez, L OBP: 0.331, SLG: 0.429 (1, 3)										3	0	1	0	0	1	1	
Bruce Boisclair, L OBP: 0.309, SLG: 0.336 Dale Murray, R (7, 1)										3	0	0	0	0	1	4	
John Stearns, R OBP: 0.357, SLG: 0.379 (1, 2)										3	0	2	1	0	0	0	
Doug Flynn, R OBP: 0.273, SLG: 0.273 (1, 6)										3	0	1	0	0	0	1	
Mike Bruhart, R OBP: 0.111, SLG: 0.111 Tom Grieve, R OBP: 0.297, SLG: 0.322 (7, 9)										2	0	0	0	0	2	2	
Inning Stats	R: 0 E: 0 K: 0 S: 3	H: 1 LOB: 0 BB: 0 P: 3	R: 1 E: 0 K: 2 S: 10	H: 3 LOB: 2 BB: 0 P: 10	R: 0 E: 0 K: 1 S: 7	H: 2 LOB: 3 BB: 1 P: 11	R: 0 E: 0 K: 1 S: 5	H: 0 LOB: 0 BB: 0 P: 5	R: 0 E: 0 K: 0 S: 3	H: 0 LOB: 0 BB: 0 P: 3	R: 0 E: 0 K: 0 S: 3	H: 0 LOB: 0 BB: 0 P: 3	R: 0 E: 0 K: 0 S: 3	H: 2 LOB: 2 BB: 0 P: 3			
PITCHER	IP WLS BF H R ER SO BB IBB HBP BLK WP HR S P ERA WHIP																
Steve Rogers, R ERA: 2.24 (1, 1)	6.1 W 27 8 1 1 6 1 0 0 0 0 0 0 38 42 1.42 1.421																

Batter	1	2	3	4	5	6	7	8	9	AB	R	H	RBI	BB	SO	LOB	TOP										
Dave Cash, R (1, 4) OBP: 0.331, SLG: 0.353	5-3		6-3		1-6-3		F4-3			4	0	0	0	0	0	0											
Wayne Garrett, L (1, 5) OBP: 0.246, SLG: 0.245	HR		K		1B BB			K		3	1	1	1	1	2	0											
Warren Cromartie, L (1, 7) OBP: 0.319, SLG: 0.361	F4-3		6-3		F6-4-3 1B			L8		4	0	1	0	0	0	0											
Tony Perez, R (1, 3) OBP: 0.329, SLG: 0.432	2B			E 2B	F6-4-3 1-2			6-3		4	1	2	0	0	0	2											
Ellis Valentine, R (1, 9) OBP: 0.320, SLG: 0.454	6-3		6-3				F9	FC1-6 1B		4	0	1	0	0	0	2											
Del Unser, L (1, 8) OBP: 0.306, SLG: 0.305		F9		E2 1B			G3	FC1-6 BB		4	0	1	1	0	0	1											
Gary Carter, R (1, 2) OBP: 0.320, SLG: 0.343			F9		F9		F2	G4-3 BB		3	0	1	0	1	0	1											
Chris Speier, R (1, 6) OBP: 0.366, SLG: 0.366		FC6-4 1B					K	G4-3 BB		3	0	0	0	1	1	3											
Hal Dues, R (1, 1) OBP: 0.154, SLG: 0.154										2	0	0	0	0	1	3											
Andre Dawson, R (7, PH) OBP: 0.311, SLG: 0.408	F4-3			K			F8			1	0	0	0	0	0	0											
Mike Garman, R (7, 1)										0	0	0	0	0	0	0											
Inning Stats	R: 1 E: 0 K: 0 S: 5	H: 2 LOB: 1 BB: 0 P: 5	R: 0 E: 0 K: 0 S: 4	H: 1 LOB: 1 BB: 0 P: 4	R: 0 E: 0 K: 1 S: 5	H: 0 LOB: 0 BB: 0 P: 5	R: 1 E: 1 K: 1 S: 7	H: 2 LOB: 2 BB: 1 P: 11	R: 0 E: 0 K: 0 S: 3	H: 0 LOB: 0 BB: 0 P: 3	R: 0 E: 0 K: 1 S: 5	H: 0 LOB: 0 BB: 0 P: 5	R: 0 E: 0 K: 1 S: 5	H: 0 LOB: 0 BB: 0 P: 5	R: 0 E: 0 K: 0 S: 3	H: 1 LOB: 1 BB: 1 P: 7	1B: 4 2B: 2 3B: 0 HR: 1	SF: 0 SAC: 0 DP: 2 HBP: 0	WP: 0 PB: 0 SB: 0 CS: 0	PA: 35							
PITCHER	IP	WLS	BF	H	R	ER	SO	BB	IBB	HBP	BLK	WP	HR	S	P	ERA	WHIP										
Pat Zachry, R (1, 1) ERA: 3.26	6.0	L	25	6	2	2	2	1	1	0	0	0	1	27	35	3.00	1.167										
Kevin Kobel, L (7, 1) ERA: 1.04	2.1		9	1	0	0	2	1	0	0	0	0	0	12	16	0.00	0.857										
Skip Lockwood, R (9, 1) ERA: 3.54	0.2		1	0	0	0	0	0	0	0	0	0	0	1	1	0.00	0.000										

Montreal Expos @ New York Mets
 Shea Stadium, Flushing, NY
 Thu Jun 22 1978, 7:05 PM EDT
 Att: 7,800 - Unknown


AB 32
 R 2
 H 7
 RBI 2
 BB 3
 SO 4
 LOB 12



Batter	1	2	3	4	5	6	7	8	9	AB	R	H	RBI	BB	SO	LOB	BOTTOM										
Lenny Randle, S (1, 5) OBP: 0.360, SLG: 0.332	4-3		F8			4-3			BB	3	0	0	0	1	0	1											
Elliott Maddox, R (1, 9) OBP: 0.386, SLG: 0.345	G4-6-3 BB			1-3			5-3		F8	3	0	0	0	1	0	1											
Lee Mazzilli, S (1, 8) OBP: 0.350, SLG: 0.414	G4-6-3 1-2			4-3		4-3	4-3		F6	4	0	0	0	0	0	2											
Steve Henderson, R (1, 7) OBP: 0.328, SLG: 0.395		G3		6-3		6-3	6-3			3	0	0	0	0	0	0											
Willie Montanez, L (1, 3) OBP: 0.328, SLG: 0.424		F7			4-3		F8		F8	3	0	0	0	0	0	0											
John Stearns, R (1, 2) OBP: 0.357, SLG: 0.378		F7					L7			3	0	1	0	0	0	0											
Tim Foli, R (1, 6) OBP: 0.247, SLG: 0.263			FC6-4 1B		G5-4-3 1-2			BB		2	0	1	0	1	0	1											
Doug Flynn, R (1, 4) OBP: 0.271, SLG: 0.271						F5-3				2	0	0	0	0	0	1											
Ed Kravetz, L (8, PH) OBP: 0.307, SLG: 0.300			FC6-4					K		1	0	0	0	0	1	1											
Joel Youngblood, R (9, 4) OBP: 0.286, SLG: 0.385			SH1-4							0	0	0	0	0	0	0											
Skip Lockwood, R (9, 1)										0	0	0	0	0	0	0											
Pat Zachry, R (1, 1) OBP: 0.171, SLG: 0.094										0	0	0	0	0	0	0											
Bruce Boisclair, L (6, PH) OBP: 0.307, SLG: 0.333			SH1-4							1	0	0	0	0	0	0											
Kevin Kobel, R (7, 1) OBP: 0.250, SLG: 0.250										0	0	0	0	0	0	0											
Bobby Valentine, R (9, 4) OBP: 0.356, SLG: 0.337									F9	1	0	0	0	0	0	0											
Inning Stats	R: 0 E: 0 K: 0 S: 2	H: 0 LOB: 0 BB: 1 P: 6	R: 0 E: 0 K: 0 S: 3	H: 0 LOB: 0 BB: 0 P: 3	R: 0 E: 0 K: 0 S: 4	H: 1 LOB: 1 BB: 0 P: 4	R: 0 E: 0 K: 0 S: 3	H: 0 LOB: 0 BB: 0 P: 3	R: 0 E: 0 K: 0 S: 3	H: 0 LOB: 0 BB: 0 P: 3	R: 0 E: 0 K: 1 S: 5	H: 0 LOB: 1 BB: 1 P: 9	R: 0 E: 0 K: 0 S: 3	H: 0 LOB: 1 BB: 1 P: 7	1B: 2 2B: 0 3B: 0 HR: 0	SF: 0 SAC: 1 DP: 2 HBP: 0	WP: 0 PB: 0 SB: 0 CS: 0	PA: 30									
PITCHER	IP	WLS	BF	H	R	ER	SO	BB	IBB	HBP	BLK	WP	HR	S	P	ERA	WHIP										
Hal Dues, R (1, 1) ERA: 3.0	6.0	W	19	2	0	0	0	1	0	0	0	0	0	18	22	0.00	0.500										
Mike Garman, R (7, 1) ERA: 5.4	3.0	S	11	0	0	0	1	2	0	0	0	0	0	11	19	0.00	0.667										

Montreal Expos @ New York Mets
 Shea Stadium, Flushing, NY
 Thu Jun 22 1978, 7:05 PM EDT
 Att: 7,800 - Unknown

AB 26
 R 0
 H 2
 RBI 0
 BB 3
 SO 1
 LOB 7



Batter	1	2	3	4	5	6	7	8	9	AB	R	H	RBI	BB	SO	LOB	TOP										
Frank Taveras, R (1,6) OBP: 0.317, SLG: 0.351	0-0 7-6 1B		0-0 CS 1B			0-0 F7		0-0 P4		4	0	2	0	0	0	0											
Omar Moreno, L (1,8) OBP: 0.325, SLG: 0.274	0-0 F7		0-0 CS 1-2	0-0 F9		0-0 CS 1B		0-0 F9		4	0	1	0	0	0	1											
Dave Parker, L (1,9) OBP: 0.364, SLG: 0.514	0-0 7-6 1-2			0-0 CS 1B		0-3 K 1-2		0-0 4-3		4	0	1	0	0	1	2											
Bill Robinson, R (1,7) OBP: 0.299, SLG: 0.384		0-0 F9		0-0 F7 1-2			0-0 HR 1B		0-0 5-3	4	1	1	0	0	0	1											
John Milner, L (1,3) OBP: 0.395, SLG: 0.461		4-0 BB			0-0 HR 2B		0-0 HR 1-H		0-3 K	3	2	2	2	1	1	0											
Rennie Stennett, R (1,4) OBP: 0.279, SLG: 0.317		0-0 F8			0-0 HR 2-H		0-0 F9		0-0 4-3	4	1	1	2	0	0	1											
Ed Ott, L (1,2) OBP: 0.300, SLG: 0.380		0-0 F7			0-0 F4-3		0-0 F4			3	0	0	0	0	0	1											
Phil Garner, R (1,5) OBP: 0.321, SLG: 0.347			0-0 F8		0-0 CS 1B		0-0 FC6 1B			3	0	2	0	0	0	0											
Bert Blyleven, R (1,1) OBP: 0.146, SLG: 0.125			0-0 1-3		0-3 K 1-2		0-0 FC6 1-2			3	0	0	0	0	1	2											
Inning Stats	R: 0 E: 0 K: 0 S: 3	H: 1 LOB: 0 BB: 0 P: 3	R: 0 E: 0 K: 0 S: 3	H: 0 LOB: 1 BB: 1 P: 7	R: 0 E: 0 K: 0 S: 3	H: 1 LOB: 0 BB: 0 P: 3	R: 0 E: 0 K: 0 S: 3	H: 1 LOB: 0 BB: 0 P: 3	R: 2 E: 0 K: 1 S: 5	H: 3 LOB: 0 BB: 0 P: 5	R: 2 E: 0 K: 0 S: 6	H: 3 LOB: 1 BB: 0 P: 6	R: 0 E: 0 K: 0 S: 3	H: 0 LOB: 0 BB: 0 P: 3	R: 0 E: 0 K: 1 S: 5	H: 0 LOB: 0 BB: 0 P: 5	1B: 7 2B: 3 3B: 0 HR: 2	SF: 0 SAC: 0 DP: 2 HBP: 0	WP: 0 PB: 0 SB: 0 CS: 4	PA: 34							
PITCHER	IP	WLS	BF	H	R	ER	SO	BB	IBB	HBP	BLK	WP	HR	S	P	ERA	WHIP										
Nino Espinosa, R (1,1) ERA: 3.99	7.0	L	27	10	4	4	2	1	0	0	0	0	2	30	34	5.14	1.571										
Butch Metzger, R (8,1) ERA: 5.4	2.0		6	0	0	0	1	0	0	0	0	0	0	8	8	0.00	0.000										

Pittsburgh Pirates @ New York Mets
Shea Stadium, Flushing, NY
Sun Jun 25 1978, 3:33 AM EDT
Att: 16,748 - Unknown

AB 32
R 4
H 10
RBI 4
BB 1
SO 3
LOB 8



Batter	1	2	3	4	5	6	7	8	9	AB	R	H	RBI	BB	SO	LOB	BOTTOM										
Lenny Randle, S (1,5) OBP: 0.355, SLG: 0.324	0-0 G3		4-0 S BB		0-3 K			0-0 5-3		3	0	0	0	1	1	1											
Elliott Maddox, R (1,9) OBP: 0.388, SLG: 0.340	4-0 BB		0-0 F9 1-2			0-0 1-4-3		0-3 K		3	0	0	0	1	1	1											
Lee Mazzilli, S (1,8) OBP: 0.354, SLG: 0.421	0-0 F4		0-0 F8			0-0 1B		0-0 F9		4	0	1	0	0	0	2											
Willie Montanez, L (1,3) OBP: 0.338, SLG: 0.430	0-0 5-3			0-0 5-3		0-0 G5-4-3 1B		0-0 E9		4	0	1	0	0	0	1											
John Stearns, R (1,2) OBP: 0.351, SLG: 0.367		0-3 K		0-0 F8		0-0 G5-4-3 1-2		0-0 P4		4	0	0	0	0	1	3											
Steve Henderson, R (1,7) OBP: 0.318, SLG: 0.384		0-0 1B		0-0 6-3			0-0 6-3 2B		0-0 F9	4	0	2	0	0	0	1											
Tim Foli, R (1,6) OBP: 0.254, SLG: 0.287		0-0 F9			0-0 SH1-4 1B		0-0 6-3		0-0 4-3	4	0	1	0	0	0	3											
Doug Flynn, R (1,4) OBP: 0.270, SLG: 0.267		0-0 F9			0-0 F8		0-3 K			2	0	0	0	0	0	2											
Bruce Boesch, L (7, PH) OBP: 0.307, SLG: 0.333					0-0 F8					1	0	0	0	0	1	1											
Joel Youngblood, R (8,4) OBP: 0.287, SLG: 0.383							0-3 K			0	0	0	0	0	0	0											
Nino Espinosa, R (1,1) OBP: 0.171, SLG: 0.229			0-0 F8			0-0 SH1-4		0-3 K		1	0	0	0	0	0	0											
Ed Kranepool, L (7, PH) OBP: 0.278, SLG: 0.277					0-0 SH1-4 1-2					1	0	0	0	0	1	1											
Butch Metzger, R (8,1) ERA: 5.4										0	0	0	0	0	0	0											
Inning Stats	R: 0 E: 0 K: 0 S: 3	H: 0 LOB: 1 BB: 1 P: 7	R: 0 E: 0 K: 1 S: 6	H: 1 LOB: 0 BB: 0 P: 6	R: 0 E: 0 K: 0 S: 3	H: 0 LOB: 0 BB: 1 P: 7	R: 0 E: 0 K: 0 S: 3	H: 0 LOB: 0 BB: 0 P: 3	R: 0 E: 0 K: 1 S: 6	H: 1 LOB: 1 BB: 0 P: 6	R: 0 E: 0 K: 0 S: 4	H: 2 LOB: 1 BB: 0 P: 4	R: 0 E: 0 K: 2 S: 8	H: 1 LOB: 1 BB: 0 P: 8	R: 0 E: 0 K: 1 S: 5	H: 0 LOB: 0 BB: 0 P: 5	R: 0 E: 1 K: 0 S: 4	H: 0 LOB: 1 BB: 0 P: 4	1B: 4 2B: 1 3B: 0 HR: 0	SF: 0 SAC: 1 DP: 1 HBP: 0	WP: 0 PB: 0 SB: 1 CS: 0	PA: 34					
PITCHER	IP	WLS	BF	H	R	ER	SO	BB	IBB	HBP	BLK	WP	HR	S	P	ERA	WHIP										
Bert Blyleven, R (1,1) ERA: 3.83	9.0	W	34	5	0	0	5	2	0	0	0	0	0	42	50	0.00	0.778										

Pittsburgh Pirates @ New York Mets
Shea Stadium, Flushing, NY
Sun Jun 25 1978, 3:33 AM EDT
Att: 16,748 - Unknown


AB 31
R 0
H 5
RBI 0
BB 2
SO 5
LOB 16



Batter	1	2	3	4	5	6	7	8	9	AB	R	H	RBI	BB	SO	LOB	TOP										
Lenny Randle, S OBP: 0.352, SLG: 0.322 (1, 5)	0-0 3-1		0-0 B2		0-0 P4 1B SF8 1B	0-0 SF9		0-3 K	4	1	1	1	0	1	0		New York Mets @ Chicago Cubs Wrigley Field, Chicago, IL Mon Jun 26 1978, 3:33 AM CDT Att: 12,188 - Unknown - 82 F										
Elliott Maddox, R OBP: 0.383, SLG: 0.335 (1, 9)	0-0 F8		0-0 P4		0-0 HR 1B	0-0 FC5-4		0-3 K	5	1	1	0	0	1	1												
Lee Mazzilli, S OBP: 0.352, SLG: 0.428 (1, 8)	0-0 L4			0-0 HR	0-0 P4			0-3 K	5	1	1	1	0	1	2												
Steve Henderson, R OBP: 0.320, SLG: 0.398 (1, 7)		0-0 6-3 1B		0-0 1-3	0-0 SF8			0-0 HR	3	1	2	2	0	0	0												
Willie Montanez, L OBP: 0.340, SLG: 0.442 (1, 3)		0-0 6-3		0-0 G6-4-3 1B	0-0 HR			0-0 F8	4	1	2	2	0	0	1												
John Stearns, R OBP: 0.350, SLG: 0.362 (1, 2)		4-0 BB		0-0 G6-4-3	0-0 4-3			0-0 P4	3	0	0	0	1	0	1												
Tim Foli, R OBP: 0.260, SLG: 0.287 (1, 6)		0-0 P4			4-0 1B HR	0-0 FC3-6 SF9 1B		0-3 K	3	2	1	0	1	1	2												
Doug Flynn, R OBP: 0.274, SLG: 0.268 (1, 4)		0-0 F6-3			0-0 HR 1B	4-0 FC3-6 BB		0-0 F7	3	1	1	0	1	0	2												
Mike Bruhet, R Kevin Kohn, R Ed Knapick, L Brian Metzger, R Dale Murray, R Bruce Sutter, R Paul Siebert, L Tom Stone, R Skip Lockwood, R (1, 1)			0-3 K		0-0 HR	0-0 FC3-6 FC5-4		0-3 K	1	0	0	0	0	1	0												
Inning Stats	R: 0 E: 0 K: 0 S: 3	H: 0 LOB: 0 BB: 0 P: 3	R: 0 E: 0 K: 0 S: 4	H: 1 LOB: 2 BB: 1 P: 8	R: 0 E: 0 K: 1 S: 5	H: 0 LOB: 0 BB: 0 P: 5	R: 1 E: 0 K: 0 S: 4	H: 2 LOB: 0 BB: 0 P: 4	R: 6 E: 0 K: 0 S: 11	H: 5 LOB: 0 BB: 1 P: 18	R: 1 E: 0 K: 0 S: 4	H: 1 LOB: 0 BB: 0 P: 4	R: 0 E: 0 K: 2 S: 7	H: 0 LOB: 0 BB: 0 P: 7	R: 0 E: 0 K: 3 S: 12	H: 0 LOB: 0 BB: 0 P: 12		1B: 6 2B: 0 3B: 0 HR: 4	SF: 2 SAC: 0 DP: 1 HBP: 0	WP: 0 PB: 0 SB: 0 CS: 0	PA: 39						
PITCHER	IP	WLS	BF	H	R	ER	SO	BB	IBB	HBP	BLK	WP	HR	S	P	ERA	WHIP										
Ray Burris, R ERA: 4.66 (1, 1)	4.0		18	5	4	4	1	2	0	0	0	0	2	18	26	9.00	1.750										
Donnie Moore, R ERA: 4.47 (5, 1)	0.2		5	3	3	3	0	0	0	0	0	0	1	8	11	40.50	4.500										
Lynn McGlothen, R ERA: 5.23 (5, 1)	1.2	W	8	2	2	2	0	1	0	0	0	0	1	7	11	10.80	1.800										
Dave Geisel, L ERA: 4.76 (7, 1)	0.2		2	0	0	0	0	0	0	0	0	0	0	2	2	0.00	0.000										
Bruce Sutter, R ERA: 1.42 (8, 1)	2.0	S	6	0	0	0	5	0	0	0	0	0	0	19	19	0.00	0.000										

Batter	1	2	3	4	5	6	7	8	9	AB	R	H	RBI	BB	SO	LOB	BOTTOM										
Ivan De Jesus, R OBP: 0.353, SLG: 0.384 (1, 6)	0-3 K	4-0 S BB		0-0 G3	0-0 2H 2B			0-0 F2	4	0	1	1	1	1	0		New York Mets @ Chicago Cubs Wrigley Field, Chicago, IL Mon Jun 26 1978, 3:33 AM CDT Att: 12,188 - Unknown - 82 F										
Greg Gross, L OBP: 0.341, SLG: 0.406 (1, 8)	0-0 BB 1B	0-0 F8			0-0 F7			0-0 L8	5	1	1	0	0	0	2												
Bobby Murcer, L OBP: 0.333, SLG: 0.358 (1, 9)	4-0 1B 1B BB		0-0 F4-6 1B		4-0 1B BB	0-0 F4-3		0-0 F7	3	2	1	0	2	0	0												
Dave Kingman, R OBP: 0.310, SLG: 0.492 (1, 7)	0-0 1B		0-0 1B		0-0 1B HR 1B	0-0 5-3			4	1	3	1	0	0	0												
Larry Bittner, L OBP: 0.329, SLG: 0.391 (1, 3)	1-2 2B 1B		0-0 F4-6		0-0 HR 1B	0-0 F4-3			4	2	2	2	0	0	2												
Steve Ontiveros, S OBP: 0.296, SLG: 0.300 (1, 5)	0-0 1B CS 2B		0-0 1-3		0-0 HR 1B			0-0 1-3	4	1	2	1	0	0	1												
Rodney Scott, S OBP: 0.333, SLG: 0.417 (1, 4)			0-0 E1 S 1B		0-0 L7			0-0 CS 1B	4	1	3	0	0	0	3												
Larry Cox, R OBP: 0.312, SLG: 0.329 (1, 2)	0-0 F		0-0 6-3		0-0 6-3			4-2 FC5-4 BB	3	0	0	0	0	0	3												
Dave Rader, L OBP: 0.274, SLG: 0.326 (5, PH) (6, 2)	0-0 3H			0-0 2-3	0-0 2H 3H HR			0-0 FC5-4 BB	1	1	1	4	1	0	0												
Ray Burris, R Donnie Moore, R Lynn McGlothen, R Dave Geisel, L Mike Vail, R Bruce Sutter, R (1, 1) (5, 1) (5, 1) (7, 1) (7, PH) (8, 1)		0-3 K		0-0 3H	0-0 2B 2B			0-0 FC5-4	2	0	0	0	0	0	2												
Inning Stats	R: 3 E: 0 K: 1 S: 11	H: 5 LOB: 1 BB: 1 P: 16	R: 0 E: 0 K: 1 S: 5	H: 0 LOB: 1 BB: 1 P: 9	R: 0 E: 0 K: 0 S: 4	H: 2 LOB: 0 BB: 0 P: 4	R: 1 E: 1 K: 1 S: 6	H: 1 LOB: 0 BB: 0 P: 6	R: 6 E: 0 K: 0 S: 9	H: 6 LOB: 1 BB: 1 P: 13	R: 0 E: 0 K: 0 S: 3	H: 1 LOB: 1 BB: 1 P: 11	R: 0 E: 0 K: 0 S: 3	H: 0 LOB: 0 BB: 0 P: 3	R: 0 E: 0 K: 0 S: 3	H: 0 LOB: 0 BB: 0 P: 3	1B: 11 2B: 4 3B: 0 HR: 1	SF: 0 SAC: 0 DP: 1 HBP: 0	WP: 0 PB: 0 SB: 3 CS: 2	PA: 40							
PITCHER	IP	WLS	BF	H	R	ER	SO	BB	IBB	HBP	BLK	WP	HR	S	P	ERA	WHIP										
Mike Bruhet, R ERA: 5.0 (3, 1)	2.0		6	1	1	0	1	0	0	0	0	0	0	8	8	0.00	0.500										
Kevin Kohn, L ERA: 0.84 (5, 1)	0.1	L	5	3	4	4	0	1	0	0	0	0	0	4	8	108.00	12.000										
Dale Murray, R ERA: 4.11 (6, 1)	0.2		5	3	2	2	0	0	0	0	0	0	1	5	5	27.00	4.500										
Paul Siebert, L ERA: 4.15 (6, 1)	2.0		7	1	0	0	0	1	0	0	0	0	0	10	14	0.00	1.000										
PITCHER	IP	WLS	BF	H	R	ER	SO	BB	IBB	HBP	BLK	WP	HR	S	P	ERA	WHIP										
Skip Lockwood, R ERA: 3.33 (8, 1)	1.0		3	0	0	0	0	0	0	0	0	0	0	3	3	0.00	0.000										

AB 34
R 9
H 10
RBI 9
BB 3
SO 6
LOB 11



AB 36
R 10
H 15
RBI 9
BB 4
SO 3
LOB 12




Batter	1	2	3	4	5	6	7	8	9	10	AB	R	H	RBI	BB	SO	LOB																				
Lenny Randle, S OBP: 0.360, SLG: 0.324 (1.5) (9.4)	4-0 1B 6-3 BB		3-2 F3	0-0 1B		2-3 K			4-0 HR BB	0-0 FC4-6 FC5 1B	4	2	2	0	2	1	0																				
Elliott Maddox, R OBP: 0.397, SLG: 0.372 (1.8) (7.9)	0-0 G3 1-3 1B		4-0 1B BB	0-3 K			0-0 6-3		0-0 HR	0-0 FC5 FC4-6	5	1	2	2	1	1	4																				
Steve Henderson, R OBP: 0.322, SLG: 0.405 Butch Metzger, R (1.7) (10.1)	0-0 6-3		0-0 1B		0-0 FC5 E 1B		2-2 4-3		0-0 PB 1B 2B	0-0 FC4-6	6	1	3	1	0	0	3																				
Willie Montanez, L OBP: 0.334, SLG: 0.432 (1.3)	0-0 G3		0-0 L9		0-0 E6 FC5 1B		0-0 6-3		0-3 K	0-0 4-3	6	1	0	0	0	1	7																				
Tom Grieve, R OBP: 0.294, SLG: 0.365 Joel Youngblood, R OBP: 0.284, SLG: 0.378 Lee Mazzilli, S OBP: 0.355, SLG: 0.425 (1.9) (7.8) (9. PH) (9.8)	0-0 6-3		0-0 HR		0-0 FC5 G5-3 1B 1-2 2-3f		0-0 6-3		0-3 K		3	1	1	1	0	0	3																				
John Stearns, R OBP: 0.365, SLG: 0.398 (1.2) (9.5)		0-0 CS 1B	4-0 1B 6-3 FC6-4 BB	0-0 1-2 2-H 1B		0-0 HR		0-0 HR	4-0 1B 2-3 BB		3	2	3	2	2	0	0																				
Tim Foli, R OBP: 0.249, SLG: 0.275 Ron Hodges, L OBP: 0.324, SLG: 0.310 (1.6) (9. PH) (9.2)	0-0 P4		0-0 6-3	0-0 G5-3		0-0 6-3		0-0 6-3	0-0 1-2 3-H 1B		4	0	0	0	0	0	4																				
Doug Flynn, R OBP: 0.276, SLG: 0.270 (1.4) (9.6)	0-0 K		0-0 FC6-4 1B	2-3 1B		0-0 F6-3		0-0 1B	0-0 F4		5	0	2	0	0	1	2																				
Jerry Kosman, R Skip Lockwood, R Paul Siebert, L Ed Kranepool, L Dale Murray, R Bruce Boleslar, L (1.1) (7.1) (7.1) (8. PH) (8.1) (10. PH) (10.7)			0-0 F7	2-2 FC6-4 1B		0-3 K		0-0 3-4-1		0-0 FC5 1B 1B	3	0	0	1	0	1	1																				
Inning Stats	R: 1 E: 0 K: 0 S: 4	H: 1 LOB: 1 BB: 1 P: 8	R: 0 E: 0 K: 1 S: 5	H: 1 LOB: 0 BB: 0 P: 5	R: 0 E: 0 K: 0 S: 7	H: 1 LOB: 2 BB: 1 P: 14	R: 2 E: 0 K: 2 S: 13	H: 3 LOB: 2 BB: 1 P: 19	R: 1 E: 1 K: 0 S: 5	H: 2 LOB: 1 BB: 0 P: 5	R: 0 E: 0 K: 2 S: 10	H: 0 LOB: 0 BB: 0 P: 12	R: 0 E: 0 K: 0 S: 8	H: 0 LOB: 0 BB: 0 P: 10	R: 1 E: 0 K: 0 S: 5	H: 2 LOB: 1 BB: 0 P: 5	R: 3 E: 0 K: 2 S: 10	H: 3 LOB: 2 BB: 2 P: 18	R: 0 E: 0 K: 0 S: 5	H: 2 LOB: 2 BB: 0 P: 5	1B: 11 2B: 1 3B: 0 HR: 3	SF: 0 SAC: 0 DP: 1 HBP: 0	WP: 0 PB: 1 SB: 0 CS: 1	PA: 49													
PITCHER	IP 4.0	WLS 22	BF 7	H 4	R 3	ER 2	SO 2	BB 3	IBB 0	HBP 0	BLK 0	WP 0	HR 1	S 31	P 48	ERA 6.75	WHIP 2.500																				
Ken Holtzman, L ERA: 5.67																		PITCHER	IP 1.2	WLS 9	BF 3	H 1	R 1	ER 1	SO 1	BB 1	IBB 0	HBP 0	BLK 0	WP 0	HR 0	S 14	P 14	ERA 5.40	WHIP 2.400		
Lynn McGlothen, R ERA: 4.06																		Ray Burris, R ERA: 4.59																			
Bruce Sutter, R ERA: 1.59																																					
Mike Krukow, R ERA: 8.1																																					
Dave Gensel, L ERA: 5.63																																					

New York Mets @ Chicago Cubs
Wrigley Field, Chicago, IL
Wed Jun 28 1978, 3:33 AM CDT
Att: 24,278 - Unknown - 81 F

livebaseballscorecards.com

AB 44
R 8
H 15
RBI 8
BB 5
SO 6
LOB 26




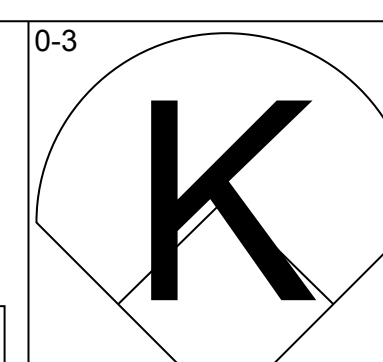
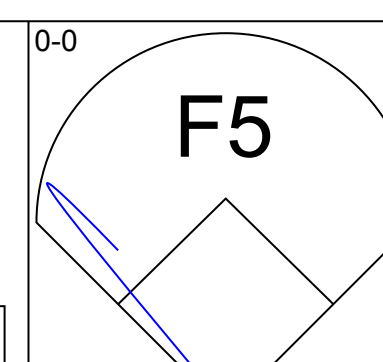
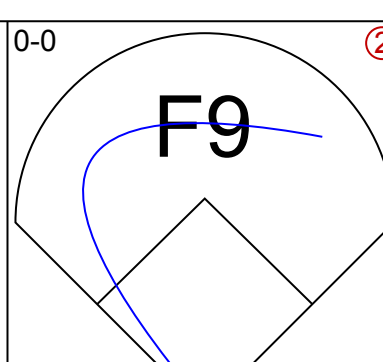
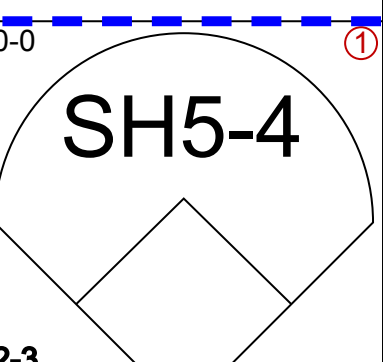
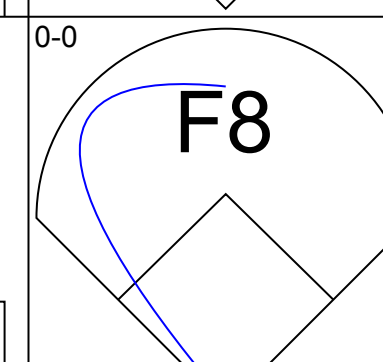
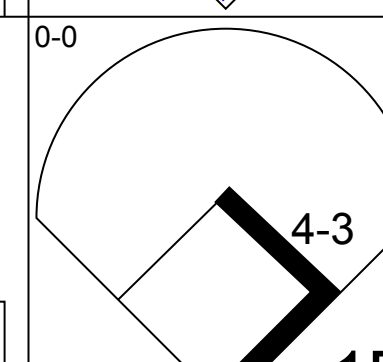
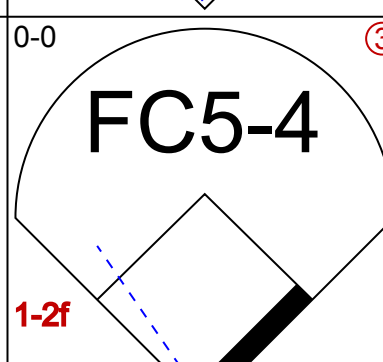
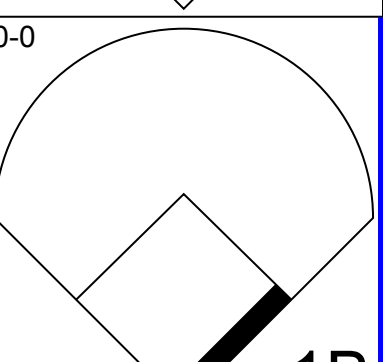
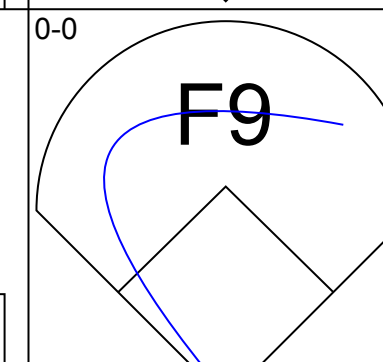
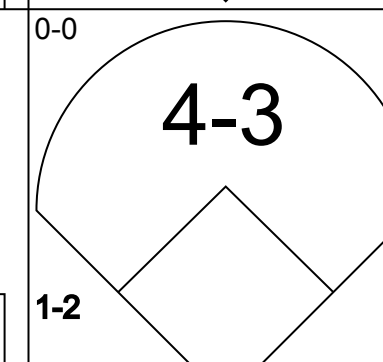
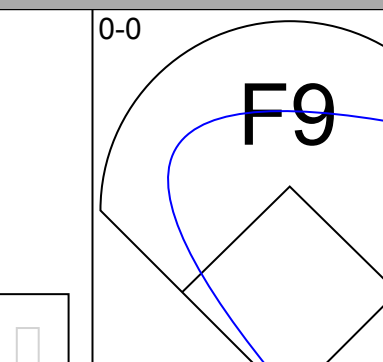
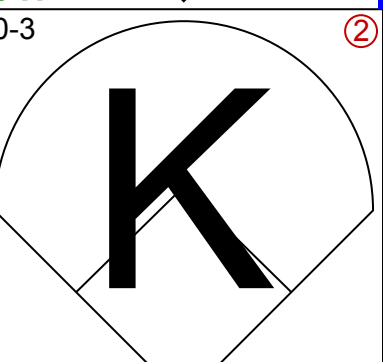
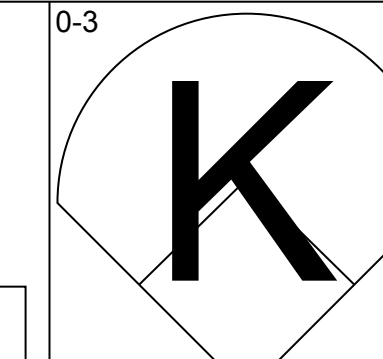
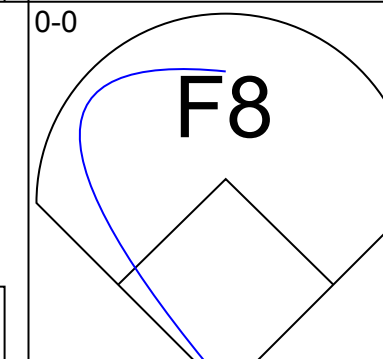
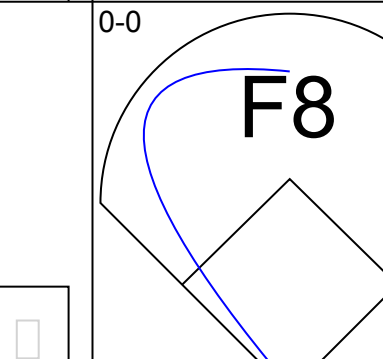
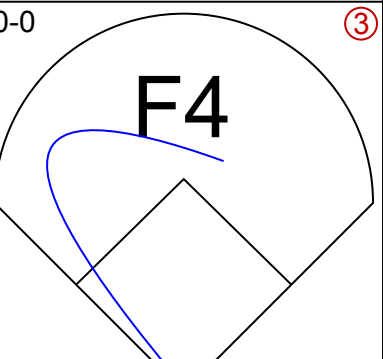
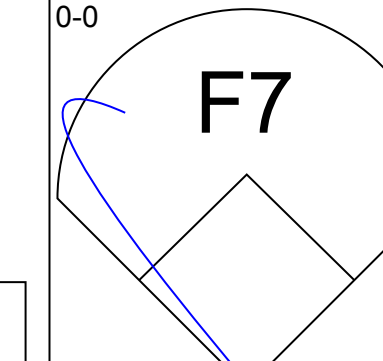
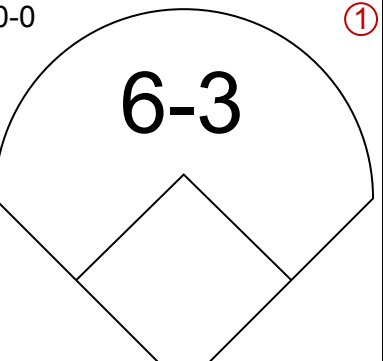
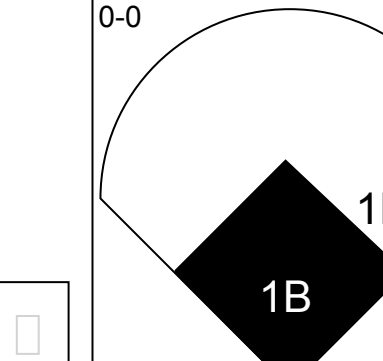
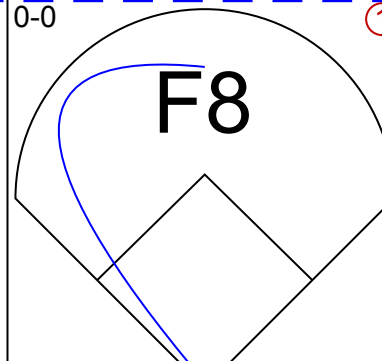
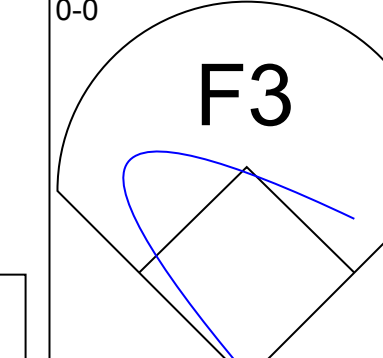
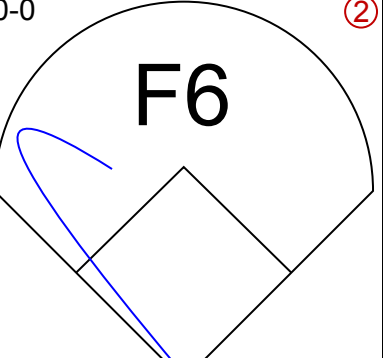
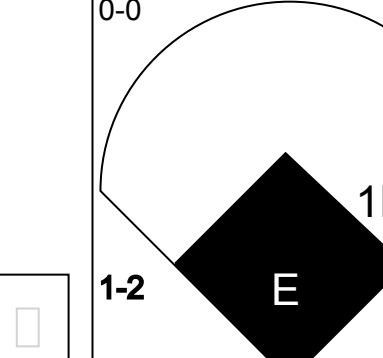
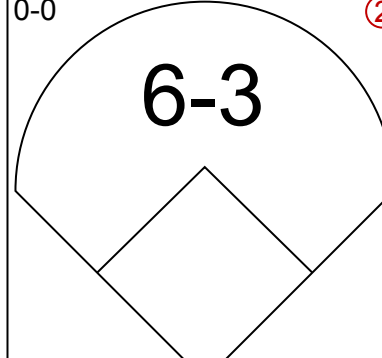
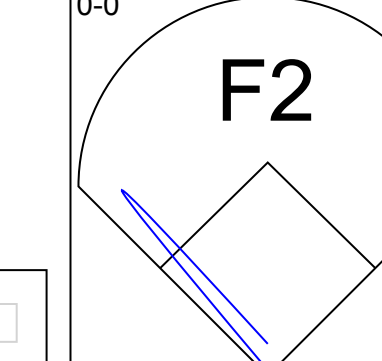
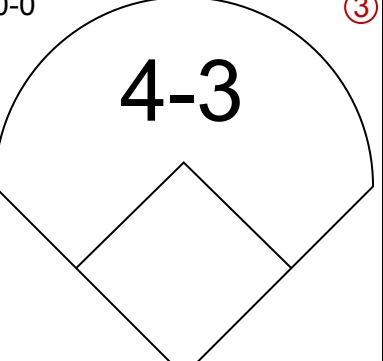
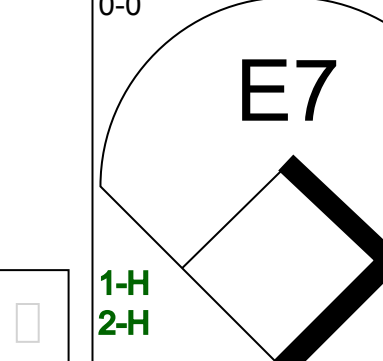
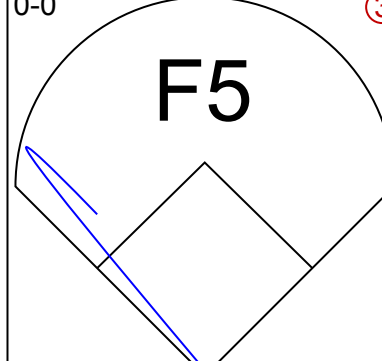
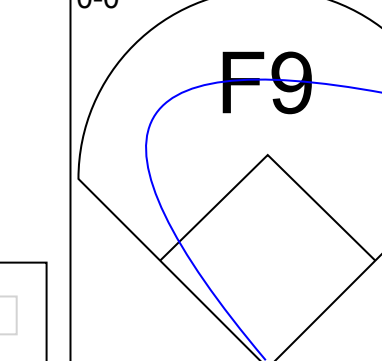
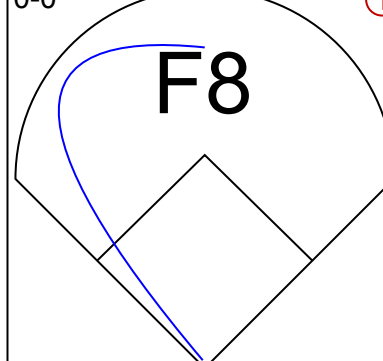

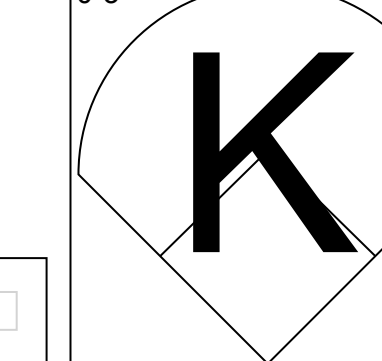
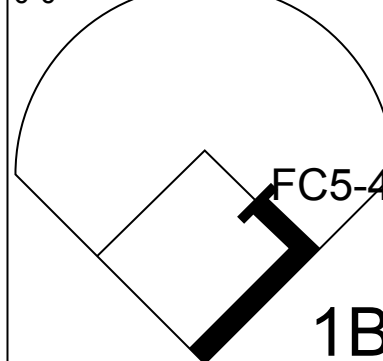
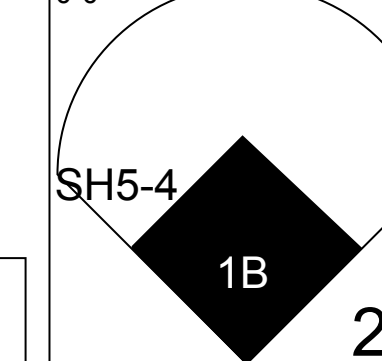
Batter	1	2	3	4	5	6	7	8	9	10	AB	R	H	RBI	BB	SO	LOB																				
Rodney Scott, S OBP: 0.316, SLG: 0.412 Bruce Sutter, R Rudy Meoli, R Mike Krukow, R Dave Gensel, L Ray Burris, R (1.5) (8.1) (8. PH) (9.1) (9.1) (9.1)	0-0 1-3		1-2 FC6-4 1B		2-2 F4		4-0 SF8 1B BB	0-0 L7	0-0 FC1-2		3	0	1	0	1	0	0																				
Ivan De Jesus, R OBP: 0.348, SLG: 0.381 (1.6)	0-3 K		1-2 FC6-4			0-0 1B SF9 2B	0-0 SF8 1B	0-0 FC6-2 1B BB	0-0 F9		6	2	2	1	0	1	7																				
Bobby Murcer, L OBP: 0.328, SLG: 0.349 (1.8) (8.9)	0-0 F4-3			0-0 F7		0-0 F4-6-3 1B	0-0 P5	4-2 1B BB		0-0 P7		5	0	1	1	1	0	3																			
Dave Kingman, R OBP: 0.314, SLG: 0.515 (1.7)		2-3 K		0-0 1-3		0-0 SF9	0-0 SF8	0-0 FC6-4 1B		1-0 1B HBP		3	1	1	4	0	1	0																			
Gene Clines, R OBP: 0.351, SLG: 0.350 Greg Gross, L OBP: 0.338, SLG: 0.398 (1.9) (7. PH) (8.8)		0-0 L7		0-0 1B		3-H 1-2 F4-6-3	0-0 BB	1-3 2-H 3-H 1-2f	0-0 FC6-4		3	0	1	0	0	0	1																				
Larry Blittner, L OBP: 0.338, SLG: 0.390 (1.3)		0-0 FC3-6 1B		0-0 1B		0-0 1B		0-0 1B		4-0 WP SH1-4 FC1-2 BB		4	1	3	0	2	0	3																			
Mick Kelleher, R OBP: 0.357, SLG: 0.217 (1.4)		0-0 FC3-6		0-0 F9			4-0 2B BB	4-2 2B FC6-2 BB	0-0 SH1-4	0-0 1B		3	1	1	1	2	0	3																			
Larry Cox, R OBP: 0.304, SLG: 0.319 Manny Trillo, R OBP: 0.321, SLG: 0.356 Willie Hernandez, L Dave Rader, L OBP: 0.277, SLG: 0.330 (1.2) (7. PH) (7. PR) (8.2)			0-0 F8		0-0 F4-3		4-0 2B 1B BB	0-0 FC6-2 BB	4-0 FC1-2 WP IBB		2	0	0	0	0	0	0																				
Ken Holtzman, R ERA: 5.67																		PITCHER	IP 6.0	WLS 26	BF 7	H 4	R 4	ER 2	SO 2	BB 2	IBB 0	HBP 0	BLK 0	WP 0	HR 0	S 42	P 57	ERA 6.00	WHIP 1.500		
Lynn McGlothen, L ERA: 4.06																		Ray Burris, R ERA: 4.59																			
Mike Vail, R OBP: 0.238, SLG: 0.325 Steve Ontveros, S OBP: 0.308, SLG: 0.312 (5.1) (7. PH) (8.5)		0-0 P3		0-0 P6			0-0 1B SF8 2B	4-0 BB FC6-2 1B IBB	4-0 FC1-2 IBB		1	0	0	0	0	0	0																				
Inning Stats	R: 0 E: 0 K: 1 S: 5	H: 0 LOB: 0 BB: 0 P: 5	R: 0 E: 0 K: 1 S: 7	H: 1 LOB: 1 BB: 0 P: 9	R: 0 E: 0 K: 0 S: 11	H: 1 LOB: 1 BB: 1 P: 13	R: 0 E: 0 K: 0 S: 5	H: 2 LOB: 2 BB: 0 P: 5	R: 0 E: 0 K: 0 S: 6	H: 0 LOB: 0 BB: 0 P: 8	R: 1 E: 0 K: 0 S: 7	H: 2 LOB: 0 BB: 0 P: 8	R: 4 E: 0 K: 0 S: 6	H: 3 LOB: 3 BB: 4 P: 22	R: 3 E: 0 K: 0 S: 13	H: 2 LOB: 2 BB: 3 P: 25	R: 0 E: 0 K: 0 S: 3	H: 0 LOB: 3 BB: 3 P: 15	R: 1 E: 0 K: 0 S: 6	H: 2 LOB: 3 BB: 1 P: 14	1B: 10 2B: 3 3B: 0 HR: 0	SF: 2 SAC: 1 DP: 1 HBP: 1	WP: 1 PB: 0 SB: 0 CS: 0	PA: 52													
PITCHER	IP 0.2	WLS 6	BF 2	H 1	R 1	ER 0	SO 0	BB 2	IBB 0	HBP 0	BLK 0	WP 0	HR 0	S 4	P 12	ERA 13.50	WHIP 6.000																				
Skip Lockwood, R ERA: 3.41																																					
Paul Siebert, L ERA: 4.08																																					
Dale Murray, R ERA: 4.41																																					
Butch Metzger, R ERA: 6.51																																					

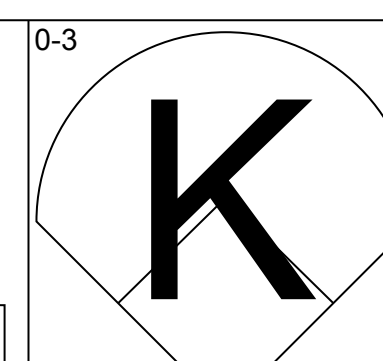
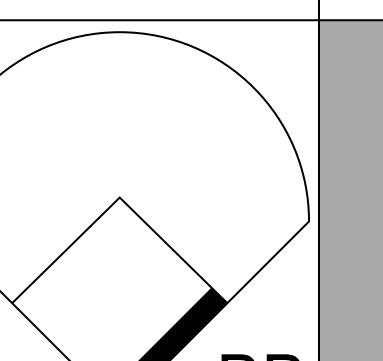
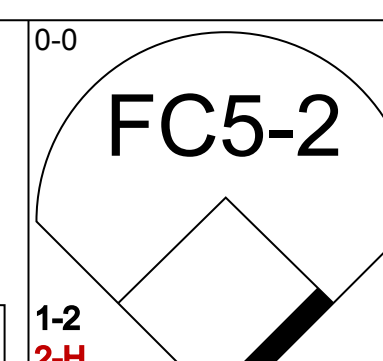
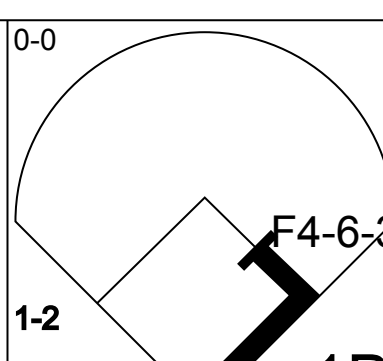
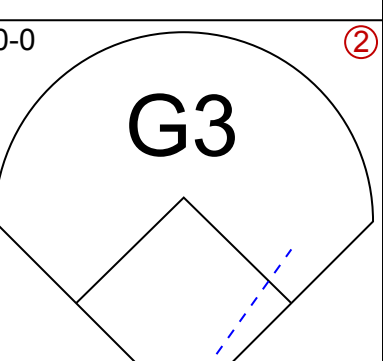
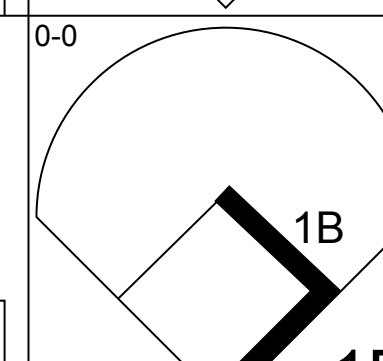
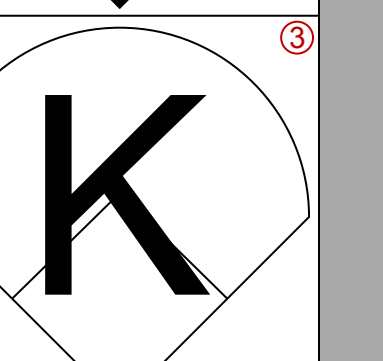
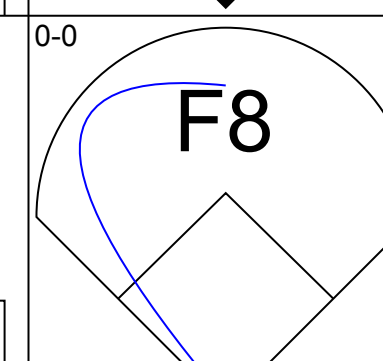
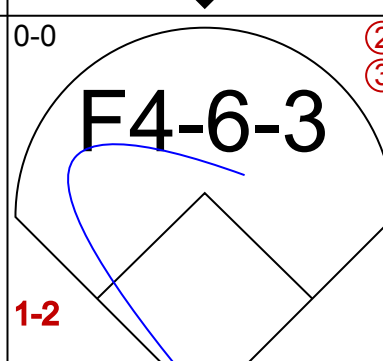
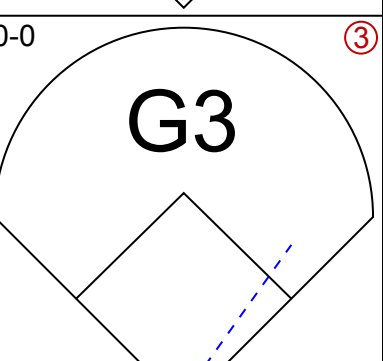
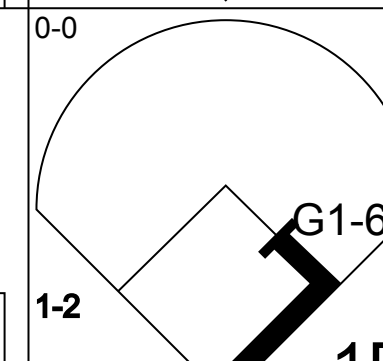

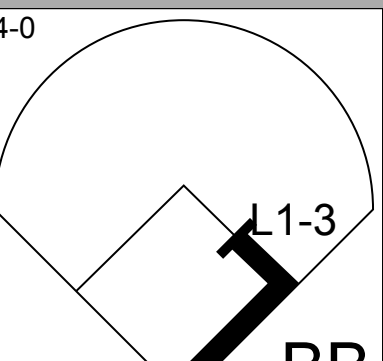
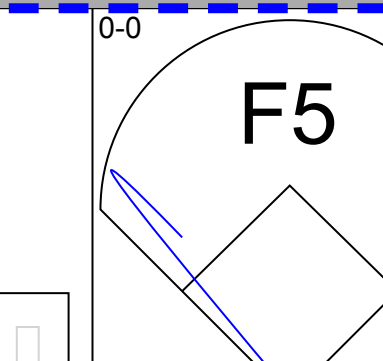
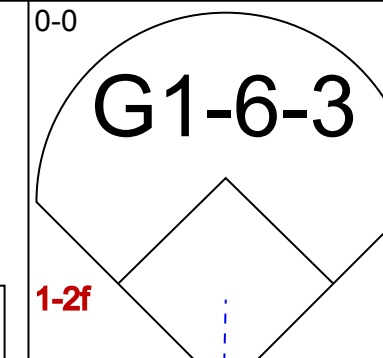
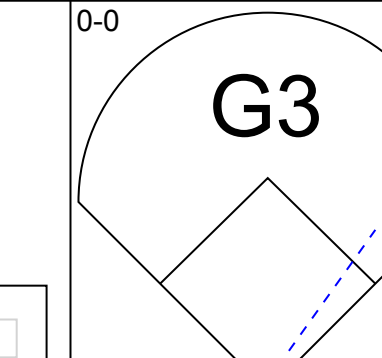
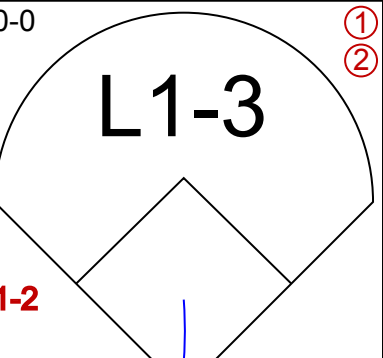
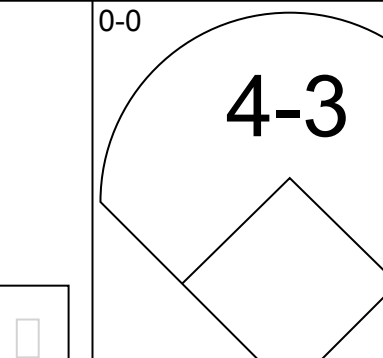
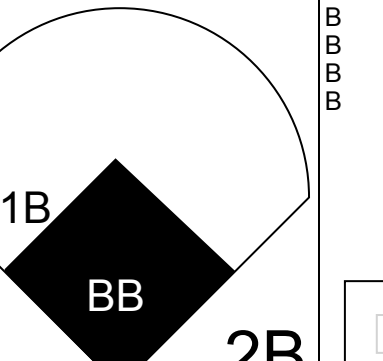
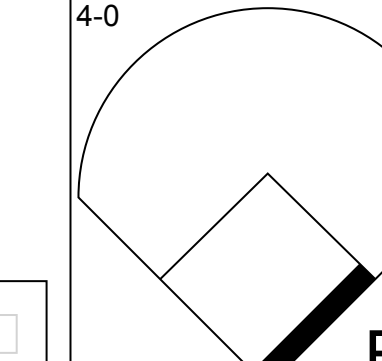
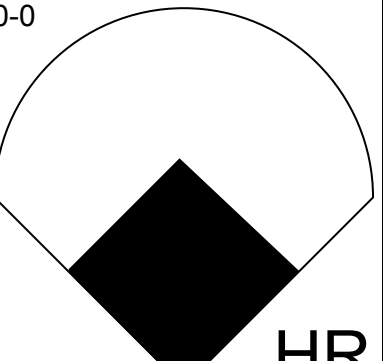
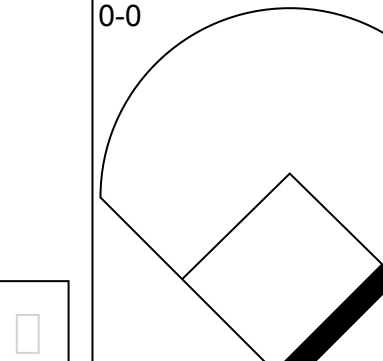
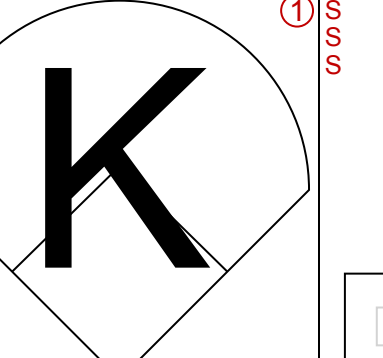
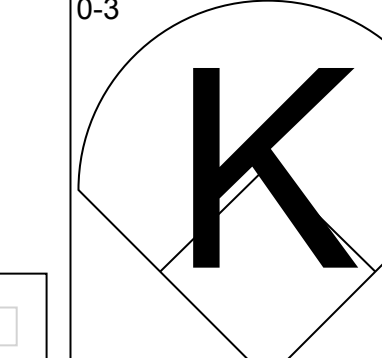
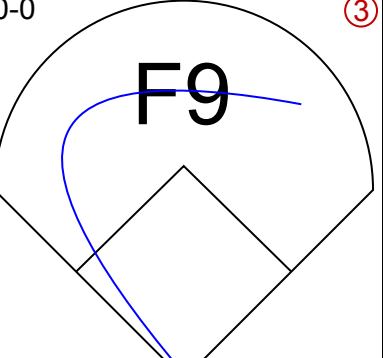
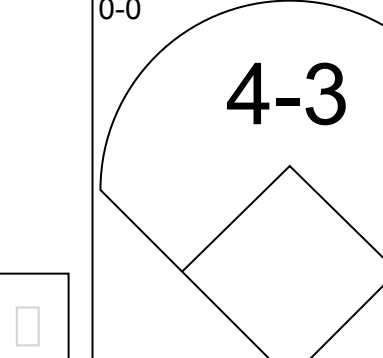
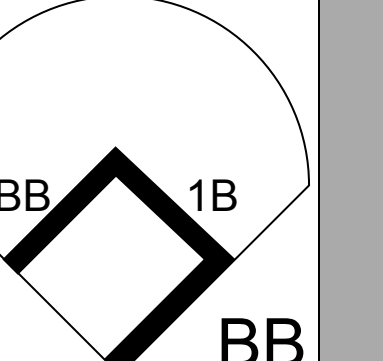
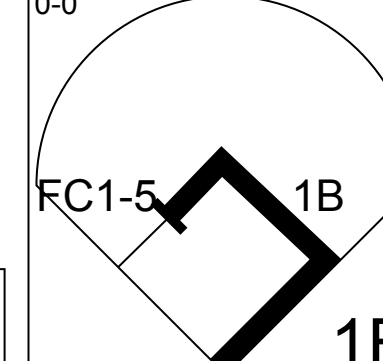
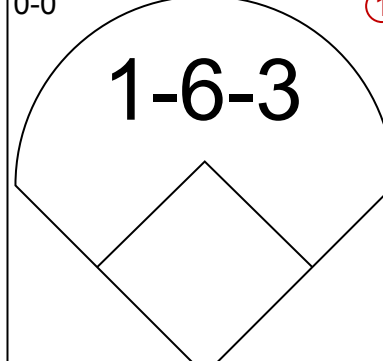
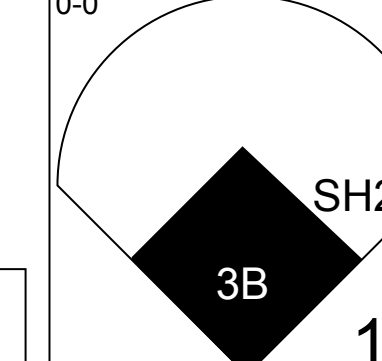
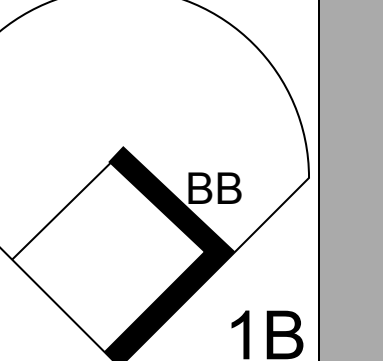
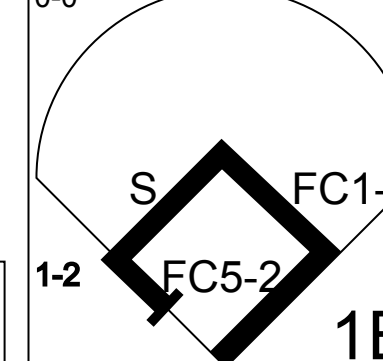
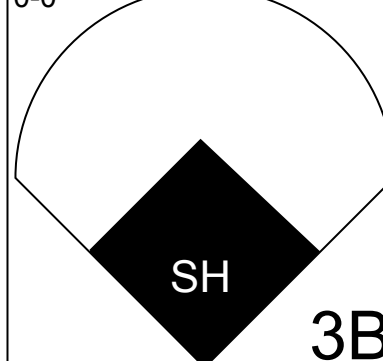
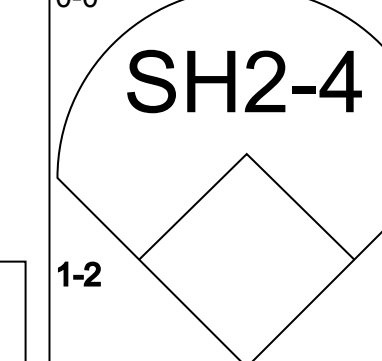

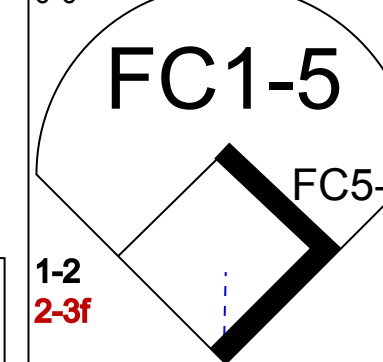
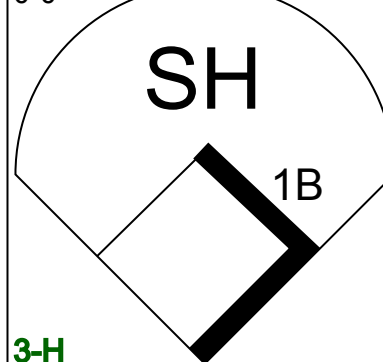
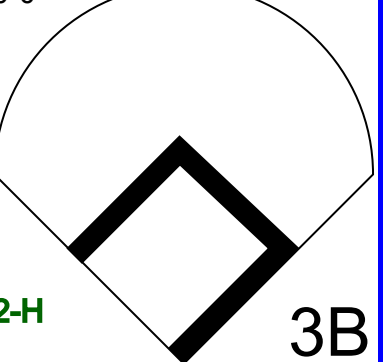
New York Mets @ Chicago Cubs
Wrigley Field, Chicago, IL
Wed Jun 28 1978, 3:33 AM CDT
Att: 24,278 - Unknown - 81 F

livebaseballscorecards.com

AB 37
R 9
H 13
RBI 9
BB 11
SO 2
LOB 25



Batter	1	2	3	4	5	6	7	8	9	AB	R	H	RBI	BB	SO	LOB	TOP				
Lenny Randle, S OBP: 0.356, SLG: 0.320										3	0	0	0	0	1	1	New York Mets @ Pittsburgh Pirates Three Rivers Stadium, Pittsburgh, PA Thu Jun 29 1978, 7:05 PM EDT Att: 6,367 - Unknown				
Elliott Maddox, R OBP: 0.396, SLG: 0.371 Dwight Bernard, R (6, 1) Paul Siebert, L (7, 1) Bobby Valentine, R OBP: 0.359, SLG: 0.341 Skip Lockwood, R (8, 1)										3	0	1	0	0	0	1					
Lee Mazzilli, S OBP: 0.350, SLG: 0.419										4	0	0	0	0	1	2					
Steve Henderson, R OBP: 0.318, SLG: 0.399										4	0	0	0	0	1	2					
Willie Montanez, L OBP: 0.333, SLG: 0.430										4	1	1	0	0	0	0					
John Stearns, R OBP: 0.363, SLG: 0.395										4	1	1	0	0	0	0					
Tim Foli, R OBP: 0.246, SLG: 0.272 Ed Kranepool, L OBP: 0.298, SLG: 0.360 Joel Youngblood, R OBP: 0.281, SLG: 0.373										2	0	0	0	0	0	0					
Doug Flynn, R OBP: 0.273, SLG: 0.267										3	0	0	0	0	1	1					
Craig Swan, R OBP: 0.226, SLG: 0.200 Bruce Boisclair, L OBP: 0.319, SLG: 0.355										1	0	0	0	0	1	0					
Inning Stats	R: 0 E: 0 K: 1 S: 5	H: 0 LOB: 0 BB: 0 P: 5	R: 0 E: 0 K: 1 S: 5	H: 0 LOB: 0 BB: 0 P: 5	R: 0 E: 0 K: 1 S: 5	H: 1 LOB: 1 BB: 0 P: 4	R: 0 E: 0 K: 0 S: 4	H: 0 LOB: 0 BB: 0 P: 3	R: 0 E: 0 K: 0 S: 4	H: 1 LOB: 1 BB: 0 P: 4	R: 2 E: 1 K: 1 S: 8	H: 3 LOB: 1 BB: 0 P: 8	R: 1 E: 0 K: 1 S: 7	H: 2 LOB: 1 BB: 0 P: 7	R: 0 E: 0 K: 0 S: 3	H: 0 LOB: 0 BB: 0 P: 3		1B: 6 2B: 1 3B: 0 HR: 0	SF: 0 SAC: 1 DP: 0 HBP: 0	WP: 0 PB: 0 SB: 0 CS: 0	PA: 34
PITCHER	IP	WLS	BF	H	R	ER	SO	BB	IBB	HBP	BLK	WP	HR	S	P	ERA	WHIP				
Bert Blyleven, R ERA: 3.5	(1, 1)	6.2	25	5	2	1	3	0	0	0	0	0	0	31	31	1.35	0.750				
Kent Tekulve, R ERA: 2.55	(7, 1)	0.1	2	1	1	1	1	0	0	0	0	0	0	4	4	27.00	3.000				
Grant Jackson, L ERA: 2.25	(8, 1)	1.0	W	4	1	0	1	0	0	0	0	0	0	6	6	0.00	1.000				
Ed Whitson, R ERA: 2.37	(9, 1)	1.0	S	3	0	0	0	0	0	0	0	0	0	3	3	0.00	0.000				

Batter	1	2	3	4	5	6	7	8	9	AB	R	H	RBI	BB	SO	LOB	BOTTOM				
Frank Taveras, R OBP: 0.321, SLG: 0.361										4	0	1	1	1	1	3	New York Mets @ Pittsburgh Pirates Three Rivers Stadium, Pittsburgh, PA Thu Jun 29 1978, 7:05 PM EDT Att: 6,367 - Unknown				
Omar Moreno, L OBP: 0.316, SLG: 0.265										5	0	1	0	0	1	8					
Dave Parker, L OBP: 0.374, SLG: 0.523										3	0	1	0	1	0	0					
John Milner, L OBP: 0.394, SLG: 0.449 Bill Robinson, R OBP: 0.294, SLG: 0.374										3	0	0	0	0	0	3					
Willie Stargell, L OBP: 0.382, SLG: 0.547										3	2	3	1	1	0	0					
Ed Ott, L OBP: 0.296, SLG: 0.397										4	0	0	0	0	2	3					
Phil Garner, R OBP: 0.323, SLG: 0.345										3	1	2	0	1	0	0					
Ken Macha, R OBP: 0.364, SLG: 0.421 Mario Mendoza, R OBP: 0.342, SLG: 0.382										3	1	3	0	0	0	0					
Bert Blyleven, R OBP: 0.140, SLG: 0.119 Kent Tekulve, R OBP: 0.200, SLG: 0.200 Grant Jackson, L OBP: 0.297, SLG: 0.339 Rennie Stennett, R OBP: 0.304, SLG: 0.354 Jim Rooker, R OBP: 0.304, SLG: 0.354 Ed Whitson, R OBP: 0.200, SLG: 0.200										2	0	0	1	0	1	5					
Inning Stats	R: 0 E: 0 K: 1 S: 6	H: 2 LOB: 1 BB: 0 P: 6	R: 1 E: 0 K: 3 S: 11	H: 2 LOB: 2 BB: 2 P: 19	R: 0 E: 0 K: 1 S: 5	H: 0 LOB: 1 BB: 1 P: 9	R: 0 E: 0 K: 0 S: 5	H: 2 LOB: 2 BB: 0 P: 5	R: 1 E: 0 K: 0 S: 3	H: 1 LOB: 0 BB: 1 P: 7	R: 0 E: 0 K: 0 S: 4	H: 1 LOB: 1 BB: 0 P: 4	R: 1 E: 0 K: 0 S: 5	H: 2 LOB: 1 BB: 0 P: 5	R: 0 E: 0 K: 0 S: 3	H: 0 LOB: 0 BB: 0 P: 3		1B: 8 2B: 2 3B: 2 HR: 1	SF: 0 SAC: 2 DP: 3 HBP: 0	WP: 0 PB: 0 SB: 1 CS: 0	PA: 38
PITCHER	IP	WLS	BF	H	R	ER	SO	BB	IBB	HBP	BLK	WP	HR	S	P	ERA	WHIP				
Craig Swan, R ERA: 2.83	(1, 1)	5.0	24	7	2	2	5	4	0	0	0	0	0	30	46	3.60	2.200				
Dwight Bernard, R ERA: 9.0	(6, 1)	1.0	5	2	1	1	0	0	0	0	0	0	0	5	5	9.00	2.000				
Paul Siebert, L ERA: 3.86	(7, 1)	1.0	4	1	0	0	0	0	0	0	0	0	0	4	4	0.00	1.000				
Skip Lockwood, R ERA: 3.51	(8, 1)	1.0	L	5	2	1	1	0	0	0	0	0	0	5	5	9.00	2.000				

AB	33
R	3
H	7
RBI	2
BB	0
SO	5
LOB	7



Batter	1	2	3	4	5	6	7	8	9	AB	R	H	RBI	BB	SO	LOB	TOP					
Lenny Randle, S OBP: 0.364, SLG: 0.339										5	2	4	1	0	0	0	New York Mets @ Pittsburgh Pirates Three Rivers Stadium, Pittsburgh, PA Fri Jun 30 1978, 7:05 PM EDT Att: 31,947 - Unknown 					
Tim Lincecum, R OBP: 0.281, SLG: 0.278										3	0	2	1	0	0	1						
Joel Youngblood, R OBP: 0.289, SLG: 0.381										1	1	1	1	0	0	0						
Lee Mazzilli, S OBP: 0.348, SLG: 0.414										4	0	0	0	1	0	4						
Steve Henderson, R OBP: 0.316, SLG: 0.396										5	0	1	1	0	2	5						
Willie Montanez, L OBP: 0.337, SLG: 0.434										4	0	2	1	1	0	0						
Bruce Boesch, L OBP: 0.320, SLG: 0.354										3	0	1	0	0	1	0						
Elliott Maddox, R OBP: 0.394, SLG: 0.369										1	0	0	0	0	0	3						
Dale Murray, R OBP: 0.316, SLG: 0.396										1	0	0	0	0	0	2						
John Stearns, R OBP: 0.361, SLG: 0.397										4	1	1	0	0	0	2						
Doug Flynn, R OBP: 0.269, SLG: 0.264										4	0	0	0	0	0	3						
Nino Espinosa, R OBP: 0.184, SLG: 0.263										3	1	1	0	0	1	2						
Paul Siebert, L OBP: 0.294, SLG: 0.365										0	0	0	0	0	0	0						
Tom Grieve, R OBP: 0.294, SLG: 0.365										0	0	0	0	0	0	0						
Ed Kranepool, L OBP: 0.310, SLG: 0.373										1	1	1	1	0	0	0						
Bobby Valentine, R OBP: 0.359, SLG: 0.341										0	0	0	0	0	0	0						
Inning Stats	R: 0 E: 0 K: 1 S: 6	H: 1 LOB: 1 BB: 0 P: 6	R: 0 E: 0 K: 1 S: 5	H: 0 LOB: 0 BB: 0 P: 5	R: 1 E: 0 K: 0 S: 4	H: 2 LOB: 0 BB: 0 P: 4	R: 0 E: 0 K: 1 S: 5	H: 0 LOB: 0 BB: 0 P: 5	R: 0 E: 0 K: 0 S: 3	H: 0 LOB: 0 BB: 0 P: 3	R: 0 E: 0 K: 0 S: 4	H: 1 LOB: 2 BB: 1 P: 8	R: 0 E: 0 K: 1 S: 7	H: 2 LOB: 2 BB: 0 P: 7	R: 1 E: 0 K: 0 S: 6	H: 3 LOB: 3 BB: 0 P: 6	R: 4 E: 1 K: 0 S: 8	H: 5 LOB: 2 BB: 1 P: 12	1B: 10 2B: 3 3B: 1 HR: 0	SF: 1 SAC: 0 DP: 0 HBP: 0	WP: 1 PB: 0 SB: 0 CS: 1	PA: 43
PITCHER	IP WLS BF H R ER SO BB IBB HBP BLK WP HR S P ERA WHIP																					
Don Robinson, R ERA: 3.33	(1, 1) 7.0 29 8 2 2 4 1 0 0 0 0 1 0 36 40 2.57 1.286																					
Grant Jackson, L ERA: 2.43	(8, 1) 1.0 5 2 1 1 0 0 0 0 0 0 0 0 5 5 9.00 2.000																					
Kent Tekulve, R ERA: 2.64	(9, 1) 0.1 1 0 0 0 0 0 0 0 0 0 0 0 1 1 0.00 0.000																					
Dave Hamilton, L ERA: 5.11	(9, 1) 0.0 L 1 1 0 0 0 0 0 0 0 0 0 0 1 1 ∞ ∞																					
Ed Whitson, R ERA: 2.29	(9, 1) 0.2 6 3 3 1 0 0 0 1 0 0 0 0 5 9 13.50 4.500																					

Batter	1	2	3	4	5	6	7	8	9	AB	R	H	RBI	BB	SO	LOB	BOTTOM					
Frank Taveras, R OBP: 0.326, SLG: 0.365										5	1	3	2	0	0	0	New York Mets @ Pittsburgh Pirates Three Rivers Stadium, Pittsburgh, PA Fri Jun 30 1978, 7:05 PM EDT Att: 31,947 - Unknown 					
Omar Moreno, L OBP: 0.314, SLG: 0.264										5	1	1	0	0	0	1						
Dave Parker, L OBP: 0.377, SLG: 0.535										5	0	3	2	0	0	0						
John Milner, L OBP: 0.393, SLG: 0.442										2	0	0	0	1	0	1						
Bill Robinson, R OBP: 0.295, SLG: 0.372										1	0	0	0	1	0	1						
Willie Stargell, L OBP: 0.379, SLG: 0.537										3	0	0	0	0	0	2						
Ed Ott, L OBP: 0.295, SLG: 0.393										4	0	1	0	0	0	3						
Phil Garner, R OBP: 0.325, SLG: 0.355										4	2	2	0	0	0	4						
Ken Macha, R OBP: 0.400, SLG: 0.476										2	1	1	1	1	1	0						
Mario Mendoza, R OBP: 0.333, SLG: 0.371										1	0	0	0	0	0	3						
Don Robinson, R ERA: 3.33	(1, 1) 7.0 29 8 2 2 4 1 0 0 0 0 1 0 36 40 2.57 1.286																					
Grant Jackson, L ERA: 2.43	(8, 1) 1.0 5 2 1 1 0 0 0 0 0 0 0 0 5 5 9.00 2.000																					
Kent Tekulve, R ERA: 2.64	(9, 1) 0.1 1 0 0 0 0 0 0 0 0 0 0 0 1 1 0.00 0.000																					
Dave Hamilton, L ERA: 5.11	(9, 1) 0.0 L 1 1 0 0 0 0 0 0 0 0 0 0 1 1 ∞ ∞																					
Ed Whitson, R ERA: 2.29	(9, 1) 0.2 6 3 3 1 0 0 0 1 0 0 0 0 5 9 13.50 4.500																					
Inning Stats	R: 0 E: 0 K: 0 S: 3	H: 0 LOB: 0 BB: 0 P: 3	R: 0 E: 0 K: 0 S: 4	H: 1 LOB: 1 BB: 0 P: 4	R: 0 E: 0 K: 1 S: 5	H: 0 LOB: 0 BB: 0 P: 5	R: 0 E: 0 K: 0 S: 3	H: 0 LOB: 1 BB: 1 P: 7	R: 1 E: 0 K: 0 S: 4	H: 2 LOB: 1 BB: 1 P: 8	R: 0 E: 0 K: 0 S: 4	H: 1 LOB: 1 BB: 0 P: 4	R: 2 E: 0 K: 0 S: 6	H: 3 LOB: 1 BB: 0 P: 6	R: 0 E: 0 K: 0 S: 4	H: 1 LOB: 3 BB: 1 P: 9	R: 2 E: 0 K: 0 S: 5	H: 3 LOB: 0 BB: 0 P: 5	1B: 6 2B: 5 3B: 1 HR: 0	SF: 0 SAC: 1 DP: 1 HBP: 1	WP: 0 PB: 0 SB: 1 CS: 0	PA: 41
PITCHER	IP WLS BF H R ER SO BB IBB HBP BLK WP HR S P ERA WHIP																					
Nino Espinosa, R ERA: 3.98	(1, 1) 7.0 31 8 3 3 1 2 1 0 0 0 0 0 1 2 0.00 0.000																					
Paul Siebert, L ERA: 3.79	(8, 1) 0.1 2 0 0 0 0 0 0 0 1 0 0 0 1 2 0.00 0.000																					
Dale Murray, R ERA: 4.57	(8, 1) 1.2 W 7 3 2 2 0 0 0 0 0 0 0 0 7 7 10.80 1.800																					

Batter	1	2	3	4	5	6	7	8	9	AB	R	H	RBI	BB	SO	LOB	TOP								
Lenny Randle, S (1,5) OBP: 0.362, SLG: 0.338	0-3 K		0-0 L6		0-0 5-3		0-0 G4-6-3 1B			4	0	1	0	0	1	1									
Tim Foli, R (1,6) OBP: 0.251, SLG: 0.277	0-0 F7		0-0 F8		0-0 1B 1B		0-0 G4-6-3 1-2			4	0	1	0	0	0	2									
Elliott Maddox, R (1,9) OBP: 0.393, SLG: 0.368 Bruce Boisclair, L (9,PH) OBP: 0.318, SLG: 0.352	0-0 F8		0-0 F8		0-0 1-2 1B		0-0 P6		0-0 P6	3	0	1	0	0	0	0									
Steve Henderson, R (1,7) OBP: 0.312, SLG: 0.391		0-0 5-3		0-0 L4		0-3 K		0-0 4-3		4	0	0	0	0	1	2									
Willie Montanez, L (1,3) OBP: 0.336, SLG: 0.431		0-0 4-3		0-0 6-3		0-3 K		0-0 1B		4	0	1	0	0	1	2									
John Stearns, R (1,2) OBP: 0.360, SLG: 0.392		4-0 FC4-6 BB		0-0 F2		0-0 6-3		0-0 5-3		3	0	0	0	1	0	1									
Lee Mazzilli, S (1,8) OBP: 0.348, SLG: 0.411		0-0 FC4-6 1-2		4-0 FC6-4 BB		0-3 K				2	0	0	0	1	1										
Doug Flynn, R (1,4) OBP: 0.266, SLG: 0.261			0-0 F6 SH3		0-0 FC6-4 1-2		0-0 F9			3	0	0	0	0	0	1									
Kevin Kobel, R (1,1) OBP: 0.200, SLG: 0.200 Joel Youngblood, R (8,PH) OBP: 0.286, SLG: 0.376 Skip Lockwood, R (8,1) OBP: 0.382, SLG: 0.540			0-0 SH3		0-3 K		0-0 F9			1	0	0	0	0	1	1									
			0-0 SH3		0-3 K		0-0 F9			1	0	0	0	0	0	0									
			0-0 SH3		0-3 K		0-0 F9			0	0	0	0	0	0	0									
Inning Stats	R: 0 E: 0 K: 1 S: 5	H: 0 LOB: 0 BB: 0 P: 5	R: 0 E: 0 K: 0 S: 3	H: 0 LOB: 1 BB: 1 P: 7	R: 0 E: 1 K: 0 S: 4	H: 0 LOB: 1 BB: 0 P: 4	R: 0 E: 0 K: 0 S: 3	H: 0 LOB: 0 BB: 0 P: 3	R: 0 E: 0 K: 1 S: 5	H: 2 LOB: 2 BB: 0 P: 9	R: 0 E: 0 K: 1 S: 5	H: 0 LOB: 0 BB: 0 P: 5	R: 0 E: 0 K: 0 S: 3	H: 1 LOB: 0 BB: 0 P: 3	R: 0 E: 0 K: 0 S: 4	H: 1 LOB: 1 BB: 0 P: 4	1B: 4 2B: 0 3B: 0 HR: 0	SF: 0 SAC: 1 DP: 1 HBP: 0	WP: 0 PB: 0 SB: 0 CS: 0	PA: 33					
PITCHER	IP	WLS	BF	H	R	ER	SO	BB	IBB	HBP	BLK	WP	HR	S	P	ERA	WHIP								
Jim Rooker, L (1,1) ERA: 5.38	8.0	W	29	3	0	0	5	2	0	0	0	0	0	37	45	0.00	0.625								
Kent Tekulve, R (9,1) ERA: 2.99	1.0	S	4	1	0	0	0	0	0	0	0	0	0	4	4	0.00	1.000								

New York Mets @ Pittsburgh Pirates
Three Rivers Stadium, Pittsburgh, PA
Sat Jul 01 1978, 7:05 PM EDT
Att: 7,912 - Unknown

AB 30
R 0
H 4
RBI 0
BB 2
SO 5
LOB 11



Batter	1	2	3	4	5	6	7	8	9	AB	R	H	RBI	BB	SO	LOB	BOTTOM								
Frank Taveras, R (1,6) OBP: 0.322, SLG: 0.360	0-0 5-3			0-0 6-3		0-0 G3		0-0 F8		4	0	0	0	0	0	2									
Omar Moreno, L (1,8) OBP: 0.314, SLG: 0.264	0-0 K 1B			0-0 F4-3			0-0 P1			3	0	1	0	0	0	0									
Phil Garner, R (1,4) OBP: 0.322, SLG: 0.351	0-3 K 1-2			0-0 F7			0-0 6-3			3	0	0	0	0	1	1									
Bill Robinson, R (1,7) OBP: 0.291, SLG: 0.366		0-3 K			0-0 F9		0-0 F9			3	0	0	0	0	1	0									
Manny Sanguillen, R (1,3) OBP: 0.327, SLG: 0.383 Mario Mendoza, R (9,5) OBP: 0.333, SLG: 0.371		0-0 F9			0-0 F4		0-0 WP 1B 1B			3	1	1	0	0	0	0									
Ken Macha, R (1,5) OBP: 0.393, SLG: 0.458 Kent Tekulve, R (9,1) OBP: 0.200, SLG: 0.200		0-0 F4			0-0 1B		0-3 K 1-2			3	0	1	0	0	1	1									
Steve Brye, R (1,9) OBP: 0.373, SLG: 0.373 John Milner, L (8,PH) OBP: 0.390, SLG: 0.438			0-0 F9		0-0 F8		0-0 F6			2	0	0	0	0	0	1									
Duffy Dyer, R (1,2) OBP: 0.374, SLG: 0.370				0-0 5-3		0-0 B3-6-4 1B		4-0 1B BB		2	0	1	0	1	0	0									
Jim Rooker, R (1,1) OBP: 0.200, SLG: 0.280 Willie Stargell, L (8,PH) OBP: 0.382, SLG: 0.540				0-3 K		0-0 B3-6-4 1-2		0-0 1-2 2H 1B		2	0	0	0	0	1	1									
				0-3 K		0-0 B3-6-4 1-2		0-0 1-2 2H 1B		1	0	1	1	0	0	0									
Inning Stats	R: 0 E: 0 K: 1 S: 5	H: 1 LOB: 0 BB: 0 P: 5	R: 0 E: 0 K: 1 S: 5	H: 0 LOB: 0 BB: 0 P: 5	R: 0 E: 0 K: 1 S: 5	H: 0 LOB: 0 BB: 0 P: 5	R: 0 E: 0 K: 0 S: 3	H: 0 LOB: 0 BB: 0 P: 3	R: 0 E: 0 K: 0 S: 3	H: 1 LOB: 1 BB: 0 P: 4	R: 0 E: 0 K: 0 S: 3	H: 0 LOB: 0 BB: 0 P: 3	R: 0 E: 0 K: 1 S: 7	H: 2 LOB: 2 BB: 1 P: 11	R: 1 E: 0 K: 1 S: 7	H: 2 LOB: 2 BB: 1 P: 11	1B: 5 2B: 0 3B: 0 HR: 0	SF: 0 SAC: 0 DP: 1 HBP: 0	WP: 1 PB: 0 SB: 0 CS: 0	PA: 28					
PITCHER	IP	WLS	BF	H	R	ER	SO	BB	IBB	HBP	BLK	WP	HR	S	P	ERA	WHIP								
Kevin Kobel, L (1,1) ERA: 0.64	7.0		22	3	0	0	3	0	0	0	0	0	0	28	28	0.00	0.429								
Skip Lockwood, R (8,1) ERA: 3.6	1.0	L	6	2	1	1	1	1	0	0	0	1	0	7	11	9.00	3.000								

New York Mets @ Pittsburgh Pirates
Three Rivers Stadium, Pittsburgh, PA
Sat Jul 01 1978, 7:05 PM EDT
Att: 7,912 - Unknown

AB 27
R 1
H 5
RBI 1
BB 1
SO 4
LOB 7



Batter	1	2	3	4	5	6	7	8	9	AB	R	H	RBI	BB	SO	LOB	TOP																				
Bake McBride, L (1, 9) OBP: 0.340, SLG: 0.366	F4-3			F4-3			F4-3		F9	4	0	0	0	0	0	1	Philadelphia Phillies @ New York Mets Shea Stadium, Flushing, NY Tue Jul 04 1978, 7:05 PM EDT Unknown																				
Larry Bowa, S (1, 6) OBP: 0.331, SLG: 0.369	F4			F8			P6		F4-3	4	0	0	0	0	0	1																					
Garry Maddox, R (1, 8) OBP: 0.353, SLG: 0.432	L8			K						3	0	1	0	0	1	0																					
Greg Luzinski, R (1, 7) OBP: 0.367, SLG: 0.500				K						2	0	0	0	1	2	1																					
Richie Hebner, L (1, 5) OBP: 0.344, SLG: 0.411				F8						3	0	0	0	0	0	1																					
Jose Cardenal, R (1, 3) OBP: 0.302, SLG: 0.429				6-3						3	0	0	0	0	0	0																					
Barry Foote, R (1, 2) OBP: 0.143, SLG: 0.143				F4-3						3	0	0	0	0	0	0																					
Ted Sizemore, R (1, 4) OBP: 0.256, SLG: 0.213				F4						3	0	1	0	0	0	0																					
Larry Christenson, R (1, 1) OBP: 0.162, SLG: 0.229				6-3						2	0	0	0	0	1	0																					
Tim McCarver, L (9, PH) OBP: 0.373, SLG: 0.333										1	0	0	0	0	1	1																					
Inning Stats	R: 0 E: 0 K: 0 S: 3	H: 0 LOB: 0 BB: 0 P: 3	R: 0 E: 0 K: 1 S: 5	H: 0 LOB: 0 BB: 0 P: 5	R: 0 E: 0 K: 0 S: 3	H: 0 LOB: 0 BB: 0 P: 3	R: 0 E: 0 K: 1 S: 5	H: 0 LOB: 0 BB: 0 P: 5	R: 0 E: 0 K: 0 S: 2	H: 0 LOB: 0 BB: 1 P: 6	R: 0 E: 0 K: 1 S: 5	H: 0 LOB: 0 BB: 0 P: 5	R: 0 E: 0 K: 0 S: 6	H: 1 LOB: 1 BB: 0 P: 6	R: 0 E: 0 K: 0 S: 3	H: 0 LOB: 0 BB: 0 P: 3	R: 0 E: 0 K: 1 S: 6	H: 1 LOB: 1 BB: 0 P: 6	1B: 2 2B: 0 3B: 0 HR: 0	SF: 0 SAC: 0 DP: 0 HBP: 0	WP: 0 PB: 0 SB: 0 CS: 1	PA: 29															
PITCHER	IP	WLS	BF	H	R	ER	SO	BB	IBB	HBP	BLK	WP	HR	S	P	ERA	WHIP	PITCHER		IP	WLS	BF	H	R	ER	SO	BB	IBB	HBP	BLK	WP	HR	S	P	ERA	WHIP	
Pat Zachry, R (1, 1) ERA: 2.9	9.0	W	29	2	0	0	5	1	0	0	0	0	0	38	42	0.00	0.333			9.0	L	31	5	4	4	2	1	1	0	0	0	0	1	33	41	4.50	0.750

AB 28
R 0
H 2
RBI 0
BB 1
SO 5
LOB 5




Batter	1	2	3	4	5	6	7	8	9	AB	R	H	RBI	BB	SO	LOB	BOTTOM																			
Lenny Randle, S (1, 5) OBP: 0.364, SLG: 0.342	4-3			SH3-4 2B						3	1	1	0	1	0	0	Philadelphia Phillies @ New York Mets Shea Stadium, Flushing, NY Tue Jul 04 1978, 7:05 PM EDT Unknown																			
Tim Lincecum, R (1, 6) OBP: 0.297, SLG: 0.280				SH3-4 1B						2	1	1	0	1	0	0																				
Lee Mazzilli, S (1, 8) OBP: 0.347, SLG: 0.419				P4						4	1	1	4	0	0	2																				
Steve Henderson, R (1, 7) OBP: 0.309, SLG: 0.386				4-3						4	0	0	0	0	0	1																				
Willie Montanez, L (1, 3) OBP: 0.333, SLG: 0.427				K						3	0	0	0	0	1	1																				
John Stearns, R (1, 2) OBP: 0.356, SLG: 0.387				5-3						3	0	0	0	0	0	1																				
Joel Youngblood, R (1, 9) OBP: 0.287, SLG: 0.375				L9						3	0	1	0	0	0	0																				
Doug Flynn, R (1, 4) OBP: 0.267, SLG: 0.261				F3						3	1	1	0	0	0	1																				
Pat Zachry, R (1, 1) OBP: 0.150, SLG: 0.081				F8						2	0	0	0	0	1	0																				
Inning Stats	R: 0 E: 0 K: 0 S: 3	H: 1 LOB: 0 BB: 0 P: 3	R: 0 E: 0 K: 1 S: 5	H: 0 LOB: 0 BB: 0 P: 5	R: 0 E: 0 K: 0 S: 3	H: 0 LOB: 0 BB: 0 P: 3	R: 0 E: 0 K: 0 S: 4	H: 1 LOB: 1 BB: 0 P: 4	R: 0 E: 0 K: 0 S: 4	H: 1 LOB: 1 BB: 0 P: 4	R: 0 E: 0 K: 1 S: 5	H: 0 LOB: 0 BB: 0 P: 5	R: 0 E: 1 K: 0 S: 4	H: 0 LOB: 1 BB: 0 P: 4	R: 4 E: 0 K: 0 S: 5	H: 2 LOB: 0 BB: 2 P: 13	1B: 3 2B: 1 3B: 0 HR: 1	SF: 0 SAC: 2 DP: 1 HBP: 0	WP: 0 PB: 0 SB: 0 CS: 0	PA: 31																
PITCHER	IP	WLS	BF	H	R	ER	SO	BB	IBB	HBP	BLK	WP	HR	S	P	ERA	WHIP	PITCHER		IP	WLS	BF	H	R	ER	SO	BB	IBB	HBP	BLK	WP	HR	S	P	ERA	WHIP
Larry Christenson, R (1, 1) ERA: 3.62	8.0	L	31	5	4	4	2	1	1	0	0	0	1	33	41	4.50	0.750			8.0	L	31	5	4	4	2	1	1	0	0	0	1	33	41	4.50	0.750

AB 27
R 4
H 5
RBI 4
BB 2
SO 2
LOB 6



Batter	1	2	3	4	5	6	7	8	9	AB	R	H	RBI	BB	SO	LOB	TOP			
Bake McBride, L (1, 9) OBP: 0.338, SLG: 0.361	4-0 BB BB		0-3 K		0-0 F7			0-0 3-1		3	0	0	0	1	1	0	Philadelphia Phillies @ New York Mets Shea Stadium, Flushing, NY Tue Jul 04 1978, 7:05 PM EDT Att: 10,410 - Unknown			
Lary Bowa, S (1, 6) OBP: 0.333, SLG: 0.368	4-0 BB		0-0 1B		0-0 P5			0-3 K		3	0	1	0	1	1	0				
Garry Maddox, R (1, 8) OBP: 0.355, SLG: 0.445	0-3 K		0-0 1B		0-0 F8			0-0 HR		4	1	2	1	0	1	2				
Greg Luzinski, R (1, 7) OBP: 0.362, SLG: 0.492	0-3 K		0-3 K		0-3 K			0-3 K		4	0	0	0	0	4	4				
Richie Hebner, L (1, 5) OBP: 0.347, SLG: 0.406	4-0 BB		0-0 3-1		4-0 BB			0-0 4-3		2	0	0	0	2	0	2				
Tim McCarver, L (1, 3) Ted Sizemore, R (9, 4) OBP: 0.356, SLG: 0.315 OBP: 0.256, SLG: 0.213	0-3 K		0-3 K		0-0 F8			0-0 F5		4	0	0	0	0	2	4				
Bob Boone, R (1, 2) Randy Lerch, L (9, PR) Barry Foote, R (9, 2) OBP: 0.339, SLG: 0.428 OBP: 0.259, SLG: 0.333 OBP: 0.143, SLG: 0.143		0-0 F9		0-0 F7			0-0 5-3		0-0 HR	4	0	1	0	0	0	0				
Bud Harrelson, S (1, 4) Jose Cardenal, R (9, PH) OBP: 0.322, SLG: 0.235 OBP: 0.309, SLG: 0.467		0-3 K		0-0 L7			0-0 4-3		0-0 HR	3	0	0	0	0	1	0				
Jim Lonborg, R (1, 1) Jerry Martin, R (7, PH) Rawly Eastwick, R (7, 1) Davey Johnson, R (9, PH) Ron Reed, R (9, 1) OBP: 0.281, SLG: 0.276 OBP: 0.368, SLG: 0.495 OBP: 0.253, SLG: 0.270		0-3 K		0-3 K		0-0 1-3		0-3 K		2	0	0	0	0	1	0				
Inning Stats	R: 0 E: 1 K: 3 S: 9	H: 0 LOB: 3 BB: 3 P: 21	R: 0 E: 0 K: 2 S: 7	H: 0 LOB: 0 BB: 0 P: 7	R: 0 E: 0 K: 2 S: 9	H: 2 LOB: 2 BB: 0 P: 9	R: 0 E: 0 K: 1 S: 5	H: 0 LOB: 0 BB: 0 P: 5	R: 0 E: 0 K: 1 S: 3	H: 0 LOB: 1 BB: 1 P: 9	R: 0 E: 0 K: 1 S: 5	H: 0 LOB: 0 BB: 0 P: 5	R: 1 E: 0 K: 2 S: 8	H: 1 LOB: 0 BB: 0 P: 8	R: 2 E: 0 K: 1 S: 7	H: 2 LOB: 1 BB: 0 P: 7		1B: 2 2B: 1 3B: 0 HR: 2	SF: 0 SAC: 0 DP: 0 HBP: 0	WP: 0 PB: 0 SB: 1 CS: 0
PITCHER Craig Swan, R (1, 1) ERA: 2.66	IP: 9.0 WLS: L BF: 36 H: 5 R: 3 ER: 3 SO: 13 BB: 4 IBB: 0 HBP: 0 BLK: 0 WP: 0 HR: 2 S: 58 P: 74 ERA: 3.00 WHIP: 1.000															PITCHER				


Batter	1	2	3	4	5	6	7	8	9	AB	R	H	RBI	BB	SO	LOB	BOTTOM			
Lenny Randle, S (1, 5) OBP: 0.361, SLG: 0.339	0-0 G5-4-3 1B		0-3 K		0-0 F8			0-0 F7		5	0	1	0	0	1	4	Philadelphia Phillies @ New York Mets Shea Stadium, Flushing, NY Tue Jul 04 1978, 7:05 PM EDT Att: 10,410 - Unknown			
Joel Youngblood, R (1, 4) OBP: 0.273, SLG: 0.355	0-0 G5-4-3 1-2		0-0 F7		0-3 K			0-3 F9		5	0	0	0	0	2	3				
Lee Mazzilli, S (1, 8) OBP: 0.351, SLG: 0.431	0-0 HR		0-0 1B FC6-4		4-0 BB			0-0 F9		3	2	2	1	1	0	0				
Willie Montanez, L (1, 3) OBP: 0.335, SLG: 0.428	0-0 1B		0-0 FC6-4 1B		0-0 4-1			0-0 P6		4	0	2	0	0	0	1				
Steve Henderson, R (1, 7) OBP: 0.308, SLG: 0.382	0-0 F7		0-0 FC6-4 CS		0-0 E3 G4-6-3			4-0 1B BB		3	0	0	1	1	0	2				
Bruce Boisclair, L (1, 9) OBP: 0.329, SLG: 0.364		0-0 SH1-4 1B	0-0 CS		0-0 F4-3 1B			0-0 F8		4	0	3	0	0	0	1				
Ron Hodges, L (1, 2) OBP: 0.319, SLG: 0.295		4-0 SH1-4 BB		0-3 K				0-0 G4-6-3		3	0	0	0	1	1	4				
Doug Flynn, R (1, 6) OBP: 0.268, SLG: 0.262		0-0 SH1-4		0-0 F4-3				0-0 F8		3	0	1	0	0	0	1				
Craig Swan, R (1, 1) Ed Kranepool, L (9, PH) Elliott Maddox, R (9, PR) OBP: 0.206, SLG: 0.182 OBP: 0.322, SLG: 0.385 OBP: 0.393, SLG: 0.368		0-0 P4		0-0 P4				0-3 K		3	0	0	0	0	1	4				
Inning Stats	R: 1 E: 0 K: 0 S: 5	H: 3 LOB: 1 BB: 0 P: 5	R: 0 E: 0 K: 1 S: 6	H: 1 LOB: 2 BB: 1 P: 10	R: 1 E: 0 K: 0 S: 4	H: 2 LOB: 0 BB: 0 P: 4	R: 0 E: 0 K: 1 S: 6	H: 1 LOB: 1 BB: 0 P: 6	R: 0 E: 0 K: 0 S: 3	H: 0 LOB: 0 BB: 0 P: 3	R: 0 E: 0 K: 1 S: 6	H: 1 LOB: 1 BB: 0 P: 6	R: 0 E: 0 K: 0 S: 4	H: 1 LOB: 2 BB: 1 P: 8	R: 0 E: 0 K: 1 S: 6	H: 1 LOB: 1 BB: 0 P: 6		1B: 9 2B: 0 3B: 0 HR: 1	SF: 0 SAC: 1 DP: 2 HBP: 0	WP: 0 PB: 0 SB: 0 CS: 1
PITCHER Jim Lonborg, R (1, 1) ERA: 3.52 Rawly Eastwick, R (7, 1) ERA: 3.94 Ron Reed, R (9, 1) ERA: 2.22	IP: 6.0 WLS: W BF: 9 H: 2 R: 0 ER: 0 SO: 1 BB: 1 IBB: 0 HBP: 0 BLK: 0 WP: 0 HR: 1 S: 29 P: 37 ERA: 0.00 WHIP: 1.500															PITCHER				

Batter	1	2	3	4	5	6	7	8	9	AB	R	H	RBI	BB	SO	LOB	TOP					
Jerry Martin, R OBP: 0.368, SLG: 0.500 Bake McBride, L OBP: 0.336, SLG: 0.358	0-3 K		0-0 FC5		0-0 SH3	0-3 K		0-0 F4-3	3 0 1 0 0 1 2 2 0 0 0 0 1 3													
Larry Bowa, S OBP: 0.329, SLG: 0.364	0-3 K		0-0 5-3		0-0 SH3	0-0 G1-2-3		0-0 P6	4 0 0 0 0 1 5													
Garry Maddox, R OBP: 0.356, SLG: 0.442	0-0 F4-3			4-0 3B BB	0-0 6-3		0-0 6-3	4 1 1 0 1 0 1														
Greg Luzinski, R OBP: 0.363, SLG: 0.510		0-3 K		0-0 1B	0-0 F9		0-0 HR	5 2 2 2 0 2 2														
Jose Cardenal, R OBP: 0.317, SLG: 0.469		0-0 5-3		0-0 2B 1B	0-0 5-3		0-0 5-3	4 2 2 1 0 0 0														
Davey Johnson, R OBP: 0.284, SLG: 0.286		0-3 K		0-0 2B	0-0 6-3		0-0 6-3	3 2 1 1 1 1 0														
Tim McCarver, L OBP: 0.352, SLG: 0.311 Barry Foote, R OBP: 0.208, SLG: 0.208			0-3 K	0-0 E7	0-0 1B	0-0 G1-2-3		0-3 K	1 0 0 0 0 1 0 3 0 2 0 0 1 0								AB 34 R 7 H 10 RBI 6 BB 4 SO 9 LOB 13					
Ted Sizemore, R OBP: 0.267, SLG: 0.217			4-0 FC5 SH	0-0 F5	0-0 1B	0-0 1B	0-0 F4-3	3 0 1 1 1 0 0														
Steve Carlton, L OBP: 0.295, SLG: 0.326 Warren Brusstar, R OBP: 0.333, SLG: 0.667 Bud Harrelson, S OBP: 0.333, SLG: 0.235 Ron Reed, R OBP: 0.333, SLG: 0.235 Tug McGraw, R OBP: 0.284, SLG: 0.286			0-0 SH	0-3 K	0-0 1B	0-0 1B	0-0 6-3	0 0 0 0 0 0 0 1 0 0 0 0 1 0 0 0 0 1 1 0 0 1 0 0 0 0 0 0 0 0 0 0 0 0 0														
Inning Stats	R: 0 E: 0 K: 2 S: 7	H: 0 LOB: 0 BB: 0 P: 7	R: 0 E: 0 K: 2 S: 7	H: 0 LOB: 0 BB: 0 P: 7	R: 0 E: 0 K: 1 S: 6	H: 0 LOB: 2 BB: 1 P: 10	R: 4 E: 1 K: 1 S: 8	H: 4 LOB: 0 BB: 1 P: 12	R: 0 E: 0 K: 0 S: 4	H: 1 LOB: 1 BB: 0 P: 4	R: 2 E: 0 K: 1 S: 7	H: 3 LOB: 2 BB: 2 P: 15	R: 1 E: 0 K: 0 S: 4	H: 1 LOB: 0 BB: 0 P: 4	R: 0 E: 0 K: 1 S: 5	H: 0 LOB: 0 BB: 0 P: 5	R: 0 E: 0 K: 1 S: 6	H: 1 LOB: 1 BB: 0 P: 6	1B: 6 2B: 2 3B: 1 HR: 1	SF: 0 SAC: 2 DP: 1 HBP: 0	WP: 0 PB: 0 SB: 0 CS: 0	PA: 40
PITCHER	IP WLS BF H R ER SO BB IBB HBP BLK WP HR S P ERA WHIP																					
Jerry Kosman, L ERA: 4.17	5.0 L 27 8 6 5 6 4 0 0 0 0 0 0 35 51 9.00 2.400																					
Dwight Bernard, R ERA: 4.5	1.0 2 0 0 0 1 0 0 0 0 0 0 0 4 4 0.00 0.000																					
Dale Murray, R ERA: 4.57	2.0 7 1 1 1 1 0 0 0 0 0 0 1 9 9 4.50 0.500																					
Skip Lockwood, R ERA: 3.54	1.0 4 1 0 0 1 0 0 0 0 0 0 0 6 6 0.00 1.000																					

Philadelphia Phillies @ New York Mets
Shea Stadium, Flushing, NY
Wed Jul 05 1978, 7:05 PM EDT
Att: 8,667 - Unknown

AB 34
R 7
H 10
RBI 6
BB 4
SO 9
LOB 13



Batter	1	2	3	4	5	6	7	8	9	AB	R	H	RBI	BB	SO	LOB	BOTTOM					
Lenny Randle, S OBP: 0.358, SLG: 0.336	0-0 F7	0-0 5-3		0-0 G3		0-0 1B		0-0 L8	5 0 1 1 0 0 0													
Tim Lincecum, R OBP: 0.281, SLG: 0.283	0-0 1B		0-0 HR	0-0 1B	0-0 4-3	0-0 P4		0-0 F8	5 2 2 0 0 0 2													
Lee Mazzilli, S OBP: 0.352, SLG: 0.438	0-0 6-3		0-0 HR	4-0 CS	0-0 BB	0-0 G3		0-0 5-3	4 1 1 2 1 0 3													
John Stearns, R OBP: 0.361, SLG: 0.391	0-0 1B		4-0 FC4-6	0-0 BB	0-0 1B	0-0 4-3		0-0 4-3	3 1 2 1 1 0 0													
Willie Montanez, L OBP: 0.334, SLG: 0.426	0-0 1B		0-0 FC4-6	0-0 BB	0-3 K	0-0 F8		0-0 F8	4 0 1 1 0 1 2													
Steve Henderson, R OBP: 0.310, SLG: 0.381	0-0 1B		4-0 BB	0-0 K	0-3 K	0-3 K		0-3 K	3 0 1 0 1 2 1													
Joel Youngblood, R OBP: 0.287, SLG: 0.347 Bruce Boesch, L OBP: 0.331, SLG: 0.366	0-3 K		0-3 K	0-0 F7		0-0 1B		0-0 G6-4-3	2 0 0 0 0 2 4 2 0 1 0 0 0 0								AB 36 R 5 H 11 RBI 5 BB 3 SO 6 LOB 16					
Doug Flynn, R OBP: 0.267, SLG: 0.262		0-0 F6-3	0-0 FC5	0-0 1B	0-0 1B	0-0 1B		0-0 F8	4 1 1 0 0 0 3													
Jerry Kosman, R ERA: 4.17 Dwight Bernard, R ERA: 4.5 Ed Kranepool, L OBP: 0.333, SLG: 0.396 Dale Murray, R ERA: 4.57 Tom Cleave, R OBP: 0.296, SLG: 0.359 Skip Lockwood, R ERA: 3.54		0-3 K		0-0 4-3	0-0 1B	0-0 1B		0-0 G6-4-3	2 0 0 0 0 1 0 0 0 0 0 0 0 0 1 0 1 0 0 0 0 0 0 0 0 0 0 0 1 0 0 0 0 0 0 0 0 0 0 0 0 0													
Inning Stats	R: 2 E: 0 K: 1 S: 9	H: 4 LOB: 2 BB: 0 P: 9	R: 0 E: 0 K: 1 S: 5	H: 0 LOB: 0 BB: 0 P: 5	R: 2 E: 0 K: 1 S: 7	H: 2 LOB: 2 BB: 2 P: 15	R: 0 E: 0 K: 0 S: 3	H: 0 LOB: 0 BB: 0 P: 3	R: 0 E: 0 K: 2 S: 7	H: 1 LOB: 1 BB: 1 P: 11	R: 1 E: 0 K: 0 S: 6	H: 3 LOB: 2 BB: 0 P: 6	R: 0 E: 0 K: 1 S: 5	H: 0 LOB: 0 BB: 0 P: 5	R: 0 E: 0 K: 0 S: 3	H: 1 LOB: 0 BB: 0 P: 3	R: 0 E: 0 K: 0 S: 3	H: 0 LOB: 0 BB: 0 P: 3	1B: 10 2B: 0 3B: 0 HR: 1	SF: 0 SAC: 0 DP: 1 HBP: 0	WP: 0 PB: 0 SB: 0 CS: 1	PA: 39
PITCHER	IP WLS BF H R ER SO BB IBB HBP BLK WP HR S P ERA WHIP																					
Steve Carlton, L ERA: 2.75	2.1 W 9 1 0 0 3 1 0 0 0 0 0 0 14 18 0.00 0.750																					
Warren Brusstar, R ERA: 2.72	2.0 9 3 1 1 1 0 0 0 0 0 0 0 11 11 4.50 1.500																					
Ron Reed, R ERA: 2.31	2.0 S 6 1 0 0 0 0 0 0 0 0 0 0 6 6 0.00 0.500																					
Tug McGraw, L ERA: 2.45																						

Philadelphia Phillies @ New York Mets
Shea Stadium, Flushing, NY
Wed Jul 05 1978, 7:05 PM EDT
Att: 8,667 - Unknown

AB 36
R 5
H 11
RBI 5
BB 3
SO 6
LOB 16



Batter	1	2	3	4	5	6	7	8	9	AB	R	H	RBI	BB	SO	LOB	TOP					
Ivan De Jesus, R OBP: 0.353, SLG: 0.372 (1, 6)	L8		FC6				F4-6-3			2	0	0	0	2	0	1	Chicago Cubs @ New York Mets Shea Stadium, Flushing, NY Thu Jul 06 1978, 7:05 PM EDT Att: 10,061 - Unknown - 74 F					
Greg Gross, L OBP: 0.322, SLG: 0.368 (1, 8)	1-3			F8	FC6		F4-6-3			4	0	0	1	0	0	2						
Larry Bittner, L OBP: 0.319, SLG: 0.362 (1, 3)	F8			L5	6-3		F9			4	0	0	0	0	0	1						
Bobby Murcer, L OBP: 0.344, SLG: 0.377 (1, 9)		F4-1		2B	1B		HR	1B		4	2	2	0	0	1	0						
Steve Ontiveros, S OBP: 0.306, SLG: 0.329 (1, 5)		G3		3B	2B		HR			4	2	2	3	0	0	0						
Manny Trillo, R OBP: 0.327, SLG: 0.367 (1, 4)		F8		3B			F7			4	0	1	1	0	0	0						
Gene Clines, R OBP: 0.360, SLG: 0.368 (1, 7)			L8	L3			L6			3	0	0	0	0	0	1						
Larry Cox, R OBP: 0.301, SLG: 0.333 (1, 2)										3	1	1	0	0	1	0						
Rudy Meoli, L OBP: 0.281, SLG: 0.192 (9, PH)			K		SH1-4	FC6	2B			1	0	0	0	0	0	0						
Dennis Lamp, R OBP: 0.235, SLG: 0.265 (1, 1)										1	0	1	0	0	0	0						
Lynn McClothen, L OBP: 0.143, SLG: 0.286 (6, 1)										0	0	0	0	0	0	0						
Donnie Moore, L OBP: 0.286, SLG: 0.286 (6, 1)										0	0	0	0	0	0	0						
Mike Vail, R OBP: 0.305, SLG: 0.474 (6, 7)										2	1	1	1	0	1	0						
Dave Rader, L OBP: 0.274, SLG: 0.330 (9, PH)										1	0	0	0	0	0	0						
Inning Stats	R: 0 E: 0 K: 0 S: 3	H: 0 LOB: 0 BB: 0 P: 3	R: 0 E: 0 K: 0 S: 7	H: 0 LOB: 0 BB: 0 P: 8	R: 0 E: 0 K: 1 S: 11	H: 1 LOB: 1 BB: 0 P: 16	R: 2 E: 0 K: 0 S: 6	H: 3 LOB: 1 BB: 0 P: 6	R: 1 E: 0 K: 0 S: 4	H: 1 LOB: 1 BB: 1 P: 8	R: 2 E: 0 K: 0 S: 5	H: 2 LOB: 0 BB: 0 P: 5	R: 1 E: 0 K: 0 S: 15	H: 1 LOB: 0 BB: 1 P: 24	R: 0 E: 0 K: 1 S: 7	H: 0 LOB: 0 BB: 0 P: 8	R: 0 E: 0 K: 1 S: 5	H: 0 LOB: 0 BB: 0 P: 5	1B: 3 2B: 2 3B: 1 HR: 2	SF: 0 SAC: 1 DP: 1 HBP: 0	WP: 0 PB: 0 SB: 1 CS: 0	PA: 36
PITCHER	IP WLS BF H R ER SO BB IBB HBP BLK WP HR S P ERA WHIP																					
Nino Espinosa, R ERA: 4.17 (1, 1)	6.0 W 26 7 5 5 1 1 0 0 0 0 1 36 46 7.50 1.333																					
Skip Lockwood, R ERA: 3.52 (7, 1)	3.0 S 10 1 1 1 2 1 0 0 0 0 0 1 27 37 3.00 0.667																					

AB	33
R	6
H	8
RBI	6
BB	2
SO	3
LOB	5



Batter	1	2	3	4	5	6	7	8	9	AB	R	H	RBI	BB	SO	LOB	BOTTOM			
Lenny Randle, S OBP: 0.360, SLG: 0.343 (1, 5)	G3		5-3				4-3			4	2	2	0	0	0	1	Chicago Cubs @ New York Mets Shea Stadium, Flushing, NY Thu Jul 06 1978, 7:05 PM EDT Att: 10,061 - Unknown - 74 F			
Tim Foli, R OBP: 0.285, SLG: 0.287 (1, 6)	4-3			FC4-6	BB		1B			4	2	2	0	0	1	2				
Lee Mazzilli, S OBP: 0.354, SLG: 0.437 (1, 8)	G3			FC4-6	BB		2B			3	1	1	1	1	0	1				
Willie Montanez, L OBP: 0.333, SLG: 0.427 (1, 3)	4-3			FC4-6	E		F7			4	1	1	2	0	0	2				
John Stearns, R OBP: 0.367, SLG: 0.391 (1, 2)				E4	G6-4-3		2B			2	2	1	1	2	0	1				
Steve Henderson, R OBP: 0.309, SLG: 0.383 (1, 7)				5-3-6	G6-4-3		WP			4	1	1	1	0	1	4				
Elliott Maddox, R OBP: 0.395, SLG: 0.371 (1, 9)				K			5-3			4	0	2	1	0	1	0				
Doug Flynn, R OBP: 0.267, SLG: 0.262 (1, 4)				F6-3			K			4	0	1	0	0	2	2				
Nino Espinosa, R OBP: 0.179, SLG: 0.256 (1, 1)				6-3			SH2-4			1	0	0	0	0	0	0				
Ed Kranepool, L OBP: 0.328, SLG: 0.389 (6, PH)							SH2-4			1	0	0	0	0	1	1				
Skip Lockwood, R ERA: 4.17 (7, 1)							K			1	0	0	0	0	0	1				
Inning Stats	R: 1 E: 0 K: 0 S: 4	H: 1 LOB: 0 BB: 0 P: 4	R: 0 E: 0 K: 1 S: 5	H: 1 LOB: 0 BB: 0 P: 5	R: 0 E: 0 K: 0 S: 3	H: 0 LOB: 0 BB: 0 P: 3	R: 1 E: 1 K: 0 S: 4	H: 1 LOB: 1 BB: 1 P: 8	R: 0 E: 0 K: 0 S: 4	H: 1 LOB: 1 BB: 0 P: 4	R: 5 E: 0 K: 2 S: 14	H: 5 LOB: 1 BB: 1 P: 21	R: 1 E: 0 K: 1 S: 9	H: 1 LOB: 0 BB: 0 P: 9	R: 1 E: 0 K: 2 S: 9	H: 1 LOB: 1 BB: 1 P: 14	1B: 8 2B: 5 3B: 0 HR: 0	SF: 0 SAC: 1 DP: 3 HBP: 0	WP: 2 PB: 0 SB: 1 CS: 3	PA: 36
PITCHER	IP WLS BF H R ER SO BB IBB HBP BLK WP HR S P ERA WHIP																			
Dennis Lamp, R ERA: 3.86 (1, 1)	5.0 L 22 7 5 5 1 1 0 0 0 0 0 0 1 5 ∞ ∞																			
Lynn McClothen, R ERA: 4.63 (6, 1)	0.0 L 2 1 0 0 0 0 1 0 0 0 0 0 0 1 5 ∞ ∞																			
Donnie Moore, R ERA: 4.17 (6, 1)	3.0 12 3 4 3 5 1 0 0 0 0 2 0 25 30 9.00 1.333																			

AB	32
R	9
H	11
RBI	6
BB	3
SO	6
LOB	15



Batter	1	2	3	4	5	6	7	8	9	AB	R	H	RBI	BB	SO	LOB	TOP								
Ivan De Jesus, R (1, 6) OBP: 0.397, SLG: 0.379	F8	G3				2B		CS		5	2	3	0	0	0	1									
Larry Bittner, L (1, 7) (6, 3) OBP: 0.326, SLG: 0.367	F6-4-3 BB		3-1			K		BB		3	1	1	1	2	1	1									
Bill Buckner, L (1, 3) OBP: 0.327, SLG: 0.380										4	1	2	2	0	0	1									
Gene Clines, R (6, PR) (6, 7) OBP: 0.358, SLG: 0.366	F6-4-3		6-3			1B		F6-4-3		1	0	0	0	0	0	1									
Bobby Murcer, L (1, 8) OBP: 0.348, SLG: 0.382		L9				BB		FC4-6		4	2	2	0	1	0	1									
Steve Ontiveros, S (1, 5) OBP: 0.312, SLG: 0.332		1B				BB		F8		4	1	2	1	1	0	2									
Manny Trillo, R (1, 4) OBP: 0.331, SLG: 0.369		HR				BB		F9		4	1	2	1	1	0	2									
Mike Vail, R (1, 9) OBP: 0.281, SLG: 0.435		F7				K		FC6-4		5	0	0	0	0	1	7									
Larry Cox, R (1, 2) OBP: 0.315, SLG: 0.370		HR				G3		6-3		4	1	2	4	1	0	1									
Dave Roberts, L (1, 1) OBP: 0.355, SLG: 0.483						L9		K		3	0	1	0	0	1	4									
Ken Holtzman, R (5, 1) OBP: 0.250, SLG: 0.250						K				0	0	0	0	0	0	0									
Lynn McGlothen, L (5, 1) OBP: 0.125, SLG: 0.250										1	0	0	0	0	0	0									
Bruce Sutter, R (8, 1)										1	0	0	0	0	1	2									
Inning Stats	R: 0 E: 0 K: 0 S: 2	H: 0 LOB: 0 BB: 1 P: 6	R: 3 E: 0 K: 0 S: 6	H: 3 LOB: 1 BB: 1 P: 10	R: 0 E: 0 K: 0 S: 4	H: 1 LOB: 1 BB: 0 P: 4	R: 0 E: 0 K: 0 S: 4	H: 1 LOB: 1 BB: 0 P: 4	R: 3 E: 0 K: 3 S: 19	H: 3 LOB: 3 BB: 3 P: 36	R: 2 E: 0 K: 0 S: 6	H: 3 LOB: 1 BB: 0 P: 6	R: 0 E: 0 K: 0 S: 3	H: 0 LOB: 0 BB: 0 P: 3	R: 0 E: 0 K: 0 S: 2	H: 1 LOB: 0 BB: 1 P: 6	R: 1 E: 0 K: 1 S: 11	H: 3 LOB: 2 BB: 0 P: 13	1B: 10 2B: 4 3B: 0 HR: 1	SF: 0 SAC: 0 DP: 2 HBP: 0	WP: 0 PB: 0 SB: 0 CS: 1	PA: 45			
PITCHER	IP	WLS	BF	H	R	ER	SO	BB	IBB	HBP	BLK	WP	HR	S	P	ERA	WHIP								
Tom Hausman, R (1, 1) ERA: 12.46	4.1		23	8	6	6	1	2	1	0	0	0	1	28	44	12.46	2.308								
Dwight Bernard, L (5, 1) ERA: 3.99	0.2		4	0	0	0	2	2	0	0	0	0	0	7	16	0.00	3.000								
Paul Siebert, L (6, 1) ERA: 4.5	1.0	L	6	3	2	2	0	0	0	0	0	0	0	6	6	18.00	3.000								
Dale Murray, R (7, 1) ERA: 4.5	3.0		12	4	1	1	1	1	0	0	0	0	0	16	22	3.00	1.667								

Chicago Cubs @ New York Mets
Shea Stadium, Flushing, NY
Fri Jul 07 1978, 7:05 PM EDT
Att: 13,815 - Unknown - 76 F

AB 39
R 9
H 15
RBI 9
BB 6
SO 4
LOB 23



Batter	1	2	3	4	5	6	7	8	9	AB	R	H	RBI	BB	SO	LOB	BOTTOM								
Lenny Randle, S (1, 5) (9, 4) OBP: 0.358, SLG: 0.348	F9		L7			1B			G3	5	1	1	1	0	0	1									
Tim Foli, R (1, 6) OBP: 0.289, SLG: 0.290	5-3		FC5-4			HR			1B	5	1	2	1	0	1	1									
Lee Mazzilli, S (1, 8) OBP: 0.349, SLG: 0.430	G3					F8			K	5	0	0	0	0	1	2									
John Stearns, R (1, 2) OBP: 0.369, SLG: 0.388		6-3				4-3			E	2	1	0	0	2	0	0									
Willie Montanez, L (1, 3) OBP: 0.332, SLG: 0.434		4-3				5-3			K	4	1	1	3	0	1	1									
Steve Henderson, R (1, 7) OBP: 0.314, SLG: 0.386									E3	3	0	2	0	1	0	1									
Elliott Maddox, R (1, 9) (9, 5) OBP: 0.388, SLG: 0.363						FC6-4			K	4	1	0	0	0	1	4									
Doug Flynn, R (1, 4) OBP: 0.268, SLG: 0.263						F6-3			F5	3	1	1	0	0	1	0									
Ed Kravopoulos, L (8, PH) (9, 9) OBP: 0.323, SLG: 0.382						3B			K	1	0	0	0	0	0	2									
Tom Hausman, R (1, 1) ERA: 4.13						3B			G3	0	0	0	0	1	0	0									
Dwight Bernard, R (5, PH) OBP: 0.278, SLG: 0.375						3B				0	0	0	0	0	0	0									
Joel Youngblood, R (5, PH) OBP: 0.329, SLG: 0.375						3B				1	1	1	2	0	0	0									
Paul Siebert, L (8, 1) ERA: 4.5						3B				0	0	0	0	0	0	0									
Bruce Boiesclair, L (5, PH) OBP: 0.329, SLG: 0.363						3B				1	0	0	0	0	0	0									
Dale Murray, R (7, 1) ERA: 4.5						3B				0	0	0	0	0	0	0									
Ron Hodges, L (9, PH) OBP: 0.315, SLG: 0.290						3B				1	0	0	0	0	1	0									
Inning Stats	R: 0 E: 0 K: 0 S: 3	H: 0 LOB: 0 BB: 0 P: 3	R: 0 E: 0 K: 0 S: 4	H: 1 LOB: 1 BB: 0 P: 4	R: 0 E: 0 K: 0 S: 3	H: 0 LOB: 0 BB: 0 P: 3	R: 0 E: 0 K: 0 S: 3	H: 0 LOB: 0 BB: 0 P: 3	R: 7 E: 0 K: 0 S: 8	H: 6 LOB: 0 BB: 2 P: 16	R: 0 E: 0 K: 1 S: 5	H: 0 LOB: 0 BB: 0 P: 5	R: 0 E: 0 K: 1 S: 5	H: 0 LOB: 0 BB: 0 P: 5	R: 0 E: 1 K: 2 S: 12	H: 0 LOB: 2 BB: 1 P: 17	R: 0 E: 0 K: 2 S: 11	H: 1 LOB: 1 BB: 0 P: 14	1B: 5 2B: 0 3B: 2 HR: 1	SF: 0 SAC: 0 DP: 0 HBP: 0	WP: 0 PB: 0 SB: 0 CS: 1	PA: 40			
PITCHER	IP	WLS	BF	H	R	ER	SO	BB	IBB	HBP	BLK	WP	HR	S	P	ERA	WHIP								
Dave Roberts, L (1, 1) ERA: 4.13	4.1		20	6	5	5	0	1	0	0	0	0	1	19	23	10.38	1.615								
Ken Holtzman, L (5, 1) ERA: 6.63	0.1		4	1	2	2	0	2	0	0	0	0	1	2	10	54.00	9.000								
Lynn McGlothen, R (5, 1) ERA: 4.34	2.1	W	7	0	0	0	2	1	0	0	0	0	0	13	17	0.00	0.429								
Bruce Sutter, R (8, 1) ERA: 1.84	2.0	S	8	1	0	0	4	0	0	0	0	0	0	20	24	0.00	0.500								

Chicago Cubs @ New York Mets
Shea Stadium, Flushing, NY
Fri Jul 07 1978, 7:05 PM EDT
Att: 13,815 - Unknown - 76 F

AB 35
R 7
H 8
RBI 7
BB 4
SO 6
LOB 12



Batter	1	2	3	4	5	6	7	8	9	AB	R	H	RBI	BB	SO	LOB	TOP										
Rodney Scott, S OBP: 0.370, SLG: 0.341 (1,5) (6,6)	P6		F4		F6			FC5-4 1B		4	0	1	0	0	0	2											
Gene Clines, R OBP: 0.348, SLG: 0.356 (1,7) S: 6	K			F5		L8		FC5-4 BB 1-2		4	0	0	0	0	1	1											
Bobby Murcer, L OBP: 0.350, SLG: 0.382 (1,8)				G3		F5		G1-6-3 BB 1-2		3	0	1	0	1	0	0											
Mike Vail, R OBP: 0.279, SLG: 0.439 (1,9)	F2			E7		5-3		G1-6-3 BB 1-2		4	0	1	0	0	0	3											
Manny Trillo, R OBP: 0.327, SLG: 0.363 (1,4)		P3		P6			L9		5-3	4	0	0	0	0	0	1											
Larry Bittner, L OBP: 0.329, SLG: 0.369 (1,3)	K				WP FC5-2 BB 1B		FC6-4 BB 1B		L6	4	0	2	0	0	1	0											
Larry Cox, R OBP: 0.323, SLG: 0.366 Mike Gordon, S (6,2)	K				WP BB 1-2		FC6-4 BB 1-2		K	1	0	0	0	1	1	0											
Mick Kelleher, R OBP: 0.323, SLG: 0.192 Steve Ontiveros, S OBP: 0.310, SLG: 0.331 (1,6) (6,5)			L6		G3		FC6-4 FC6 1-2 2-3			2	0	0	0	0	0	2											
Ray Burris, R OBP: 0.154, SLG: 0.211 Dave Geisel, L (5,1)			F9		FC5-2		FC6 1-2			2	0	0	0	0	0	2											
Donnie Moore, L OBP: 0.286, SLG: 0.286 Bill Buckner, L OBP: 0.325, SLG: 0.377 Ken Holtzman, R OBP: 0.250, SLG: 0.250 (7, PH) (7,1)										0	0	0	0	0	0	0											
Inning Stats	R: 0 E: 0 K: 1 S: 6	H: 1 LOB: 1 BB: 0 P: 6	R: 0 E: 0 K: 2 S: 7	H: 0 LOB: 0 BB: 0 P: 7	R: 0 E: 0 K: 0 S: 6	H: 0 LOB: 0 BB: 0 P: 7	R: 0 E: 1 K: 0 S: 4	H: 1 LOB: 1 BB: 0 P: 4	R: 0 E: 0 K: 0 S: 3	H: 0 LOB: 0 BB: 0 P: 3	R: 0 E: 0 K: 0 S: 4	H: 1 LOB: 2 BB: 1 P: 8	R: 0 E: 0 K: 1 S: 3	H: 1 LOB: 1 BB: 1 P: 7	R: 0 E: 0 K: 1 S: 8	H: 0 LOB: 0 BB: 0 P: 11	1B: 4 2B: 1 3B: 0 HR: 0	SF: 0 SAC: 0 DP: 1 HBP: 0	WP: 1 PA: 34 PB: 0 SB: 0 CS: 0								
PITCHER	IP	WLS	BF	H	R	ER	SO	BB	IBB	HBP	BLK	WP	HR	S	P	ERA	WHIP										
Kevin Kobel, L ERA: 0.52 (1,1)	6.1	W	25	4	0	0	3	2	0	0	0	1	0	35	45	0.00	0.947										
Dale Murray, R ERA: 4.33 (7,1)	2.2		9	1	0	0	1	1	0	0	0	0	0	13	20	0.00	0.750										

Chicago Cubs @ New York Mets
Shea Stadium, Flushing, NY
Sat Jul 08 1978, 3:33 AM EDT
Att: 23,007 - Unknown - 86 F

AB	31
R	0
H	5
RBI	0
BB	3
SO	4
LOB	15



Batter	1	2	3	4	5	6	7	8	9	AB	R	H	RBI	BB	SO	LOB	BOTTOM										
Lenny Randle, S OBP: 0.359, SLG: 0.352 (1,5) S: 10	6-3				BB 1B BB	4-3				3	1	1	2	1	0	0											
Tim Foli, R OBP: 0.273, SLG: 0.290 (1,6)	L7				1B BB G3 1-2	F5				3	1	1	0	0	0	0											
Lee Mazzilli, S OBP: 0.351, SLG: 0.439 (1,8)					G3 1B BB 1-2 2-3		F3			3	2	1	1	1	0	2											
Willie Montanez, L OBP: 0.329, SLG: 0.429 (1,3)	5-3				K		6-3			4	0	0	0	0	1	3											
John Stearns, R OBP: 0.371, SLG: 0.394 (1,2)					1B G3 PO 1B 1-2 2-3 3-H		L7			4	1	2	1	0	0	0											
Steve Henderson, R OBP: 0.311, SLG: 0.381 (1,7)					G3		F9			4	0	0	1	0	0	3											
Elliott Maddox, R OBP: 0.394, SLG: 0.365 (1,9)					6-3					2	0	1	1	2	0	0											
Doug Flynn, R OBP: 0.271, SLG: 0.266 (1,4)					K		FC4-6 BB			4	1	2	1	0	1	1											
Kevin Kobel, R OBP: 0.125, SLG: 0.125 Dale Murray, R (7,1)					1B BB		FC4-6			3	1	0	0	0	0	2											
Inning Stats	R: 1 E: 0 K: 0 S: 7	H: 1 LOB: 0 BB: 0 P: 8	R: 3 E: 1 K: 0 S: 14	H: 4 LOB: 2 BB: 0 P: 19	R: 0 E: 0 K: 0 S: 8	H: 0 LOB: 0 BB: 0 P: 10	R: 0 E: 0 K: 1 S: 7	H: 0 LOB: 0 BB: 0 P: 8	R: 3 E: 0 K: 1 S: 10	H: 3 LOB: 2 BB: 3 P: 22	R: 0 E: 0 K: 0 S: 3	H: 0 LOB: 0 BB: 0 P: 3	R: 0 E: 0 K: 0 S: 3	H: 0 LOB: 0 BB: 0 P: 3	R: 0 E: 0 K: 1 S: 8	H: 0 LOB: 1 BB: 1 P: 12	1B: 5 2B: 2 3B: 0 HR: 1	SF: 0 SAC: 0 DP: 0 HBP: 1	WP: 0 PA: 37 PB: 0 SB: 0 CS: 0								
PITCHER	IP	WLS	BF	H	R	ER	SO	BB	IBB	HBP	BLK	WP	HR	S	P	ERA	WHIP										
Ray Burris, R ERA: 4.99 (5,1)	4.0	L	21	6	7	7	1	2	0	1	0	0	0	40	57	15.75	2.000										
Dave Geisel, L ERA: 4.22 (5,1)	0.2		4	1	0	0	1	1	0	0	0	0	0	5	9	0.00	3.000										
Donnie Moore, R ERA: 4.07 (7,1)	1.1		4	1	0	0	0	0	0	0	0	0	0	4	4	0.00	0.750										
Ken Holtzman, L ERA: 6.28 (7,1)	2.0		7	0	0	0	1	1	0	0	0	0	0	11	15	0.00	0.500										

Chicago Cubs @ New York Mets
Shea Stadium, Flushing, NY
Sat Jul 08 1978, 3:33 AM EDT
Att: 23,007 - Unknown - 86 F

AB	31
R	7
H	8
RBI	7
BB	4
SO	3
LOB	12




Batter	1	2	3	4	5	6	7	8	9	AB	R	H	RBI	BB	SO	LOB	TOP			
Lenny Randle, S OBP: 0.354, SLG: 0.344 (1, 5)	F8		K		SF7			3-1		3	0	0	1	0	1	0	New York Mets @ Cincinnati Reds Riverfront Stadium, Cincinnati, OH Thu Jul 13 1978, 7:05 PM EDT Att: 35,226 - Unknown			
Tim Foli, R OBP: 0.288, SLG: 0.284 Bobby Valentine, R OBP: 0.359, SLG: 0.341 (1, 6) (8, 4)	K		P4		K			K		4	0	0	0	0	3	0				
Lee Mazzilli, S OBP: 0.348, SLG: 0.434 (1, 8)	L7							F9		4	0	2	0	0	0	0				
Willie Montanez, L OBP: 0.324, SLG: 0.421 (1, 3)		K	6-3					F8		4	0	0	0	0	1	2				
John Stearns, R OBP: 0.367, SLG: 0.394 (1, 2)					F3			F8		4	1	1	0	0	0	0				
Steve Henderson, R OBP: 0.312, SLG: 0.382 (1, 7)		E6 WP SF9			F8					3	1	0	0	1	1	0				
Elliott Maddox, R OBP: 0.396, SLG: 0.360 Skip Lockwood, R (7, 1)							K			1	0	0	0	2	1	0				
Doug Flynn, R OBP: 0.271, SLG: 0.270 (8, 6)							K			1	0	0	0	0	1	1				
Jerry Koosman, R OBP: 0.098, SLG: 0.146 Joel Youngblood, R OBP: 0.282, SLG: 0.412 (1, 1) (7, 9)										2	1	1	1	0	1	0				
										1	0	0	0	0	1	1				
Inning Stats	R: 0 E: 0 K: 1 S: 5	H: 0 LOB: 0 BB: 0 P: 5	R: 2 E: 1 K: 2 S: 9	H: 1 LOB: 1 BB: 1 P: 13	R: 0 E: 0 K: 1 S: 6	H: 1 LOB: 1 BB: 0 P: 6	R: 0 E: 0 K: 0 S: 2	H: 0 LOB: 0 BB: 1 P: 6	R: 1 E: 0 K: 1 S: 6	H: 1 LOB: 0 BB: 0 P: 6	R: 0 E: 0 K: 3 S: 9	H: 0 LOB: 2 BB: 0 P: 9	R: 0 E: 0 K: 1 S: 6	H: 0 LOB: 1 BB: 0 P: 9	R: 0 E: 0 K: 1 S: 5	H: 0 LOB: 1 BB: 1 P: 9	1B: 3 2B: 1 3B: 0 HR: 1	SF: 2 SAC: 1 DP: 0 HBP: 0	WP: 1 PB: 0 SB: 2 CS: 2	PA: 35
PITCHER	IP	WLS	BF	H	R	ER	SO	BB	IBB	HBP	BLK	WP	HR	S	P	ERA	WHIP			
Tom Seaver, R ERA: 3.23 Manny Sarmiento, R ERA: 2.85 (1, 1) (8, 1)	7.0	L	26	4	3	1	8	2	0	0	0	1	0	40	48	1.29	0.857			
	2.0		8	1	1	1	2	1	0	0	0	0	1	11	15	4.50	1.000			


AB	28
R	4
H	5
RBI	3
BB	3
SO	10
LOB	4

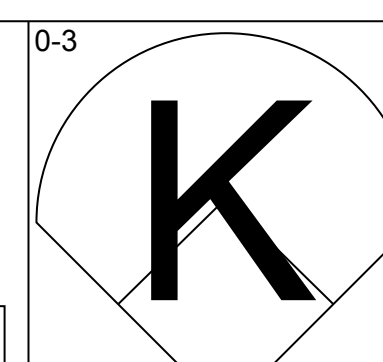
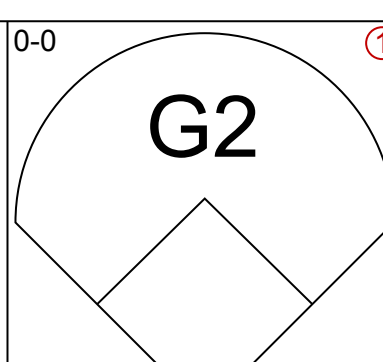
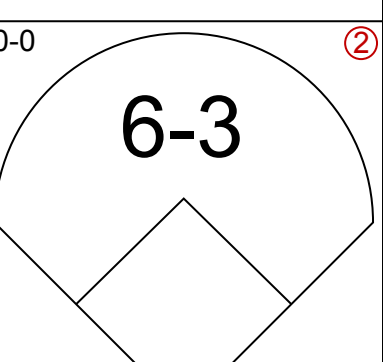
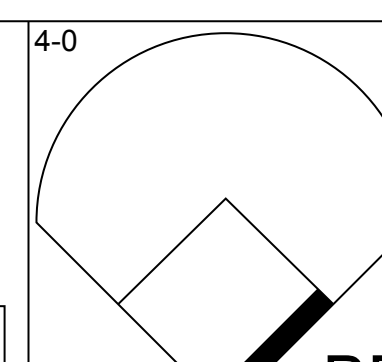
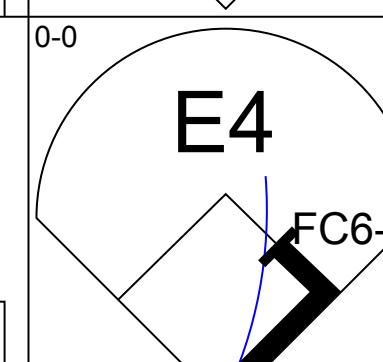
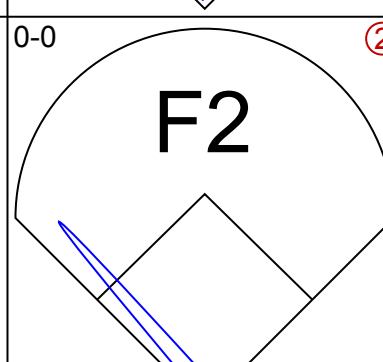
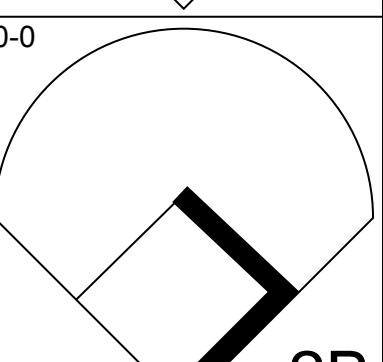
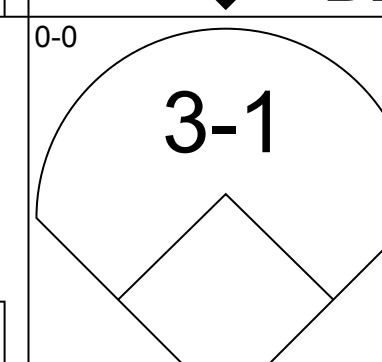
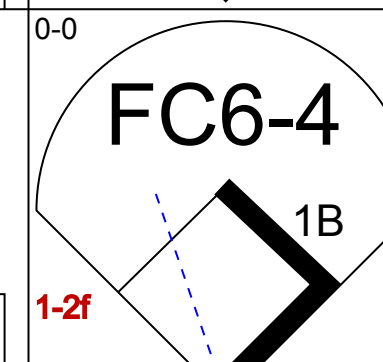
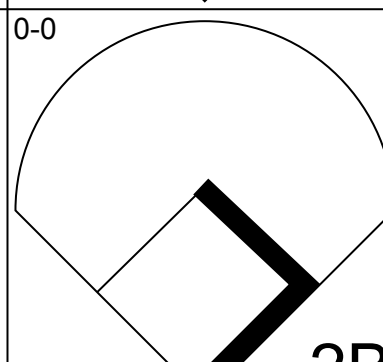
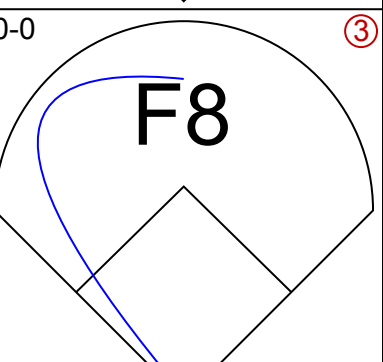
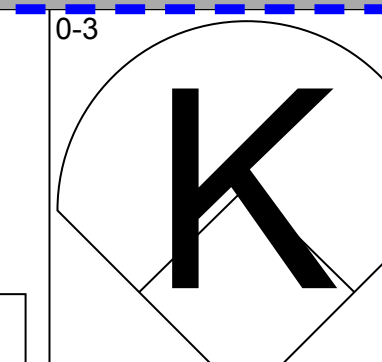
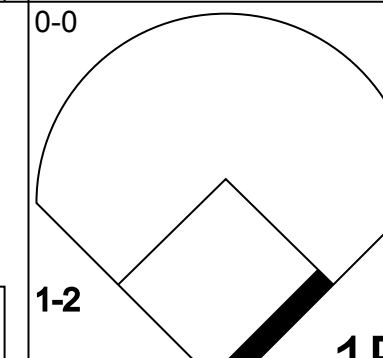
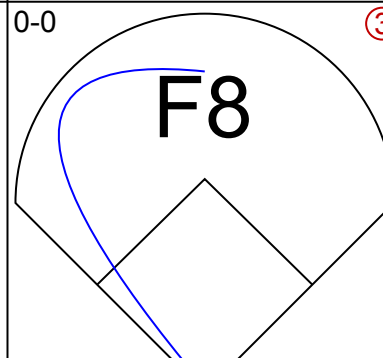
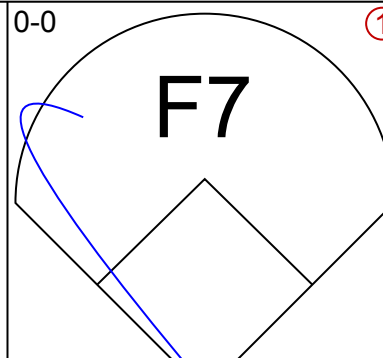
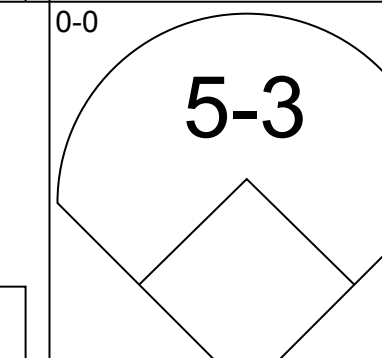
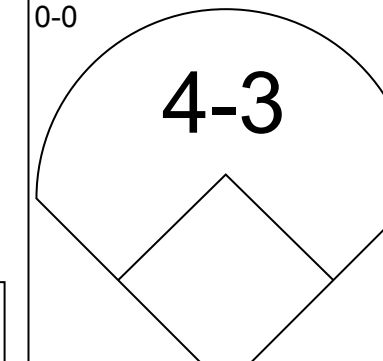
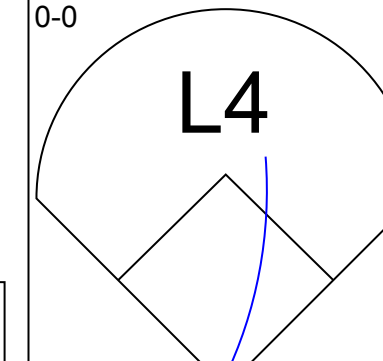
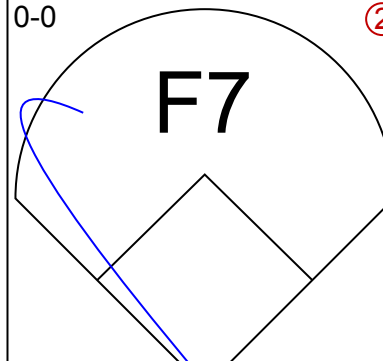
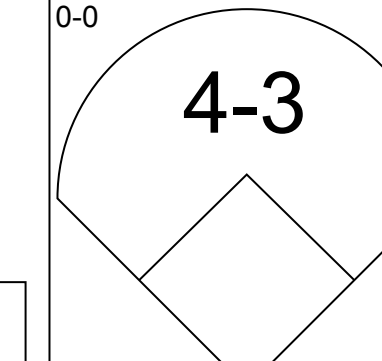
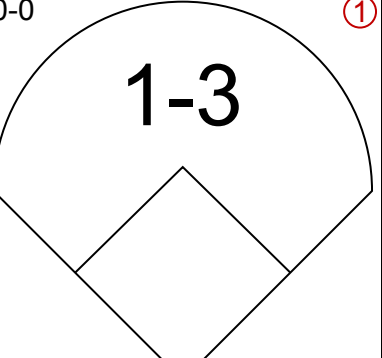
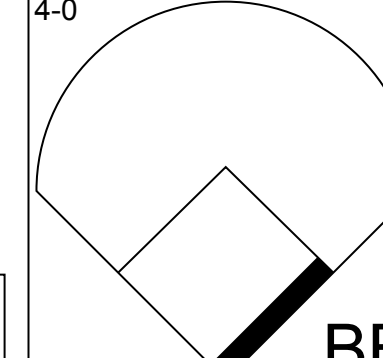
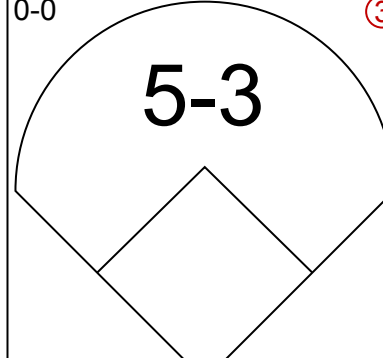
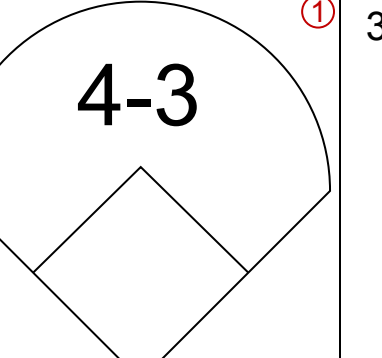
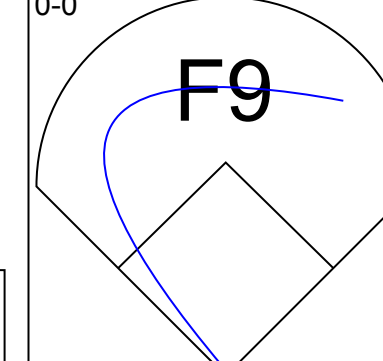
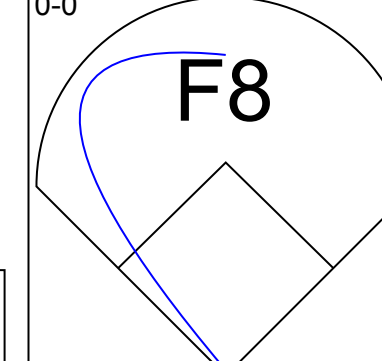
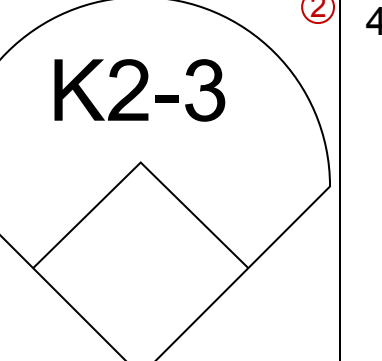
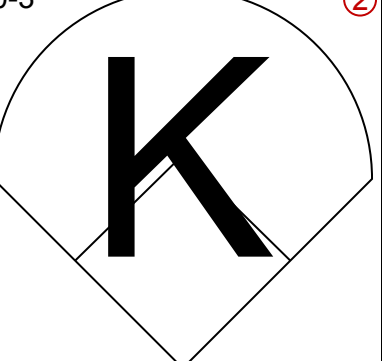
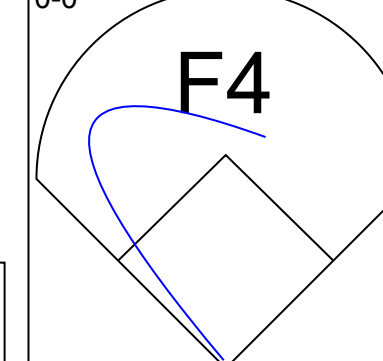
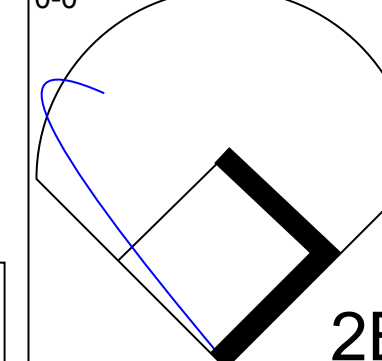
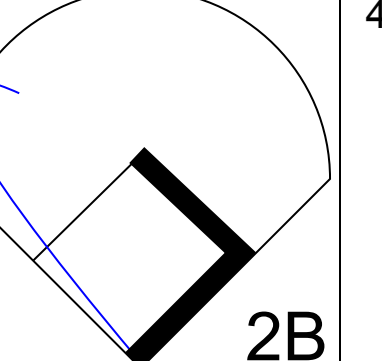
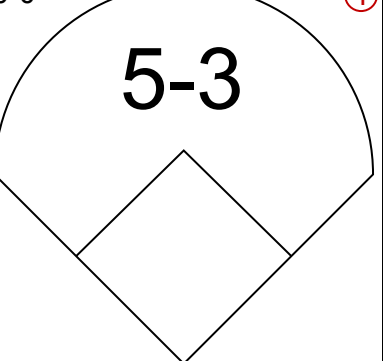
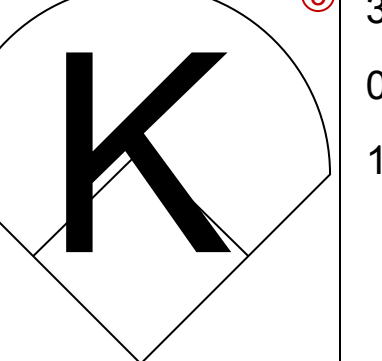
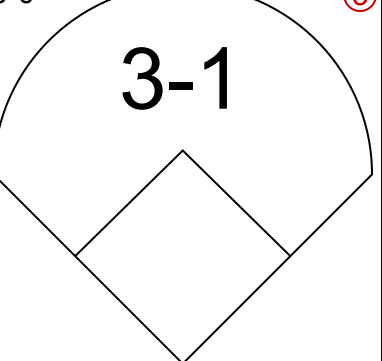
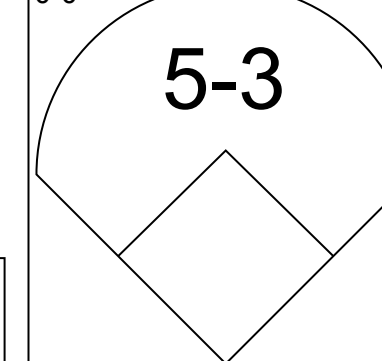


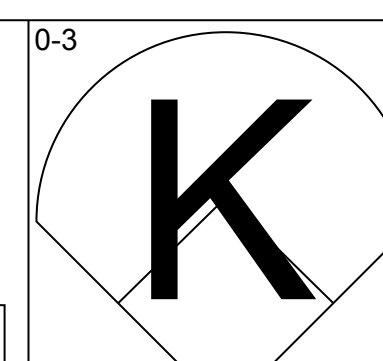
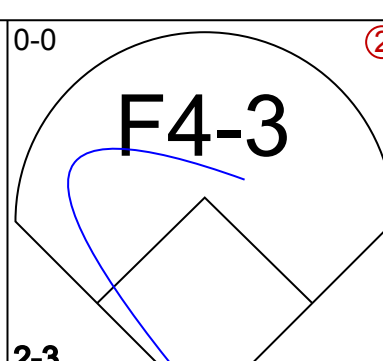
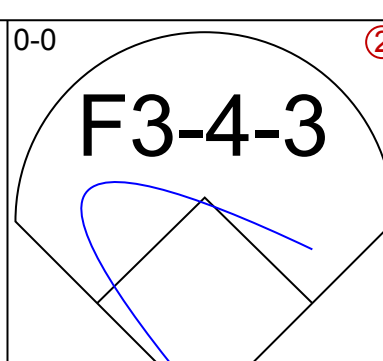
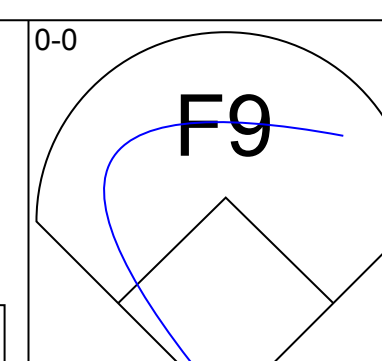
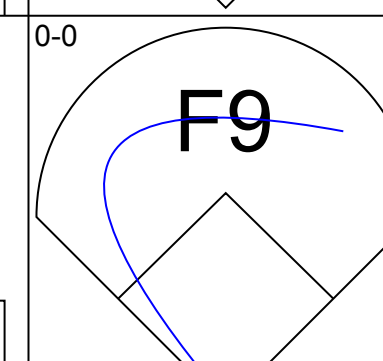
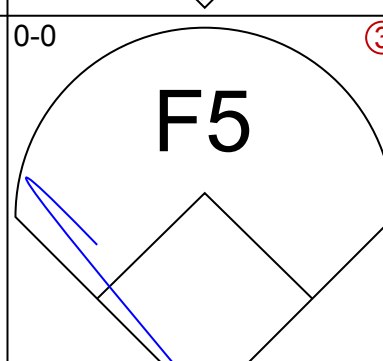
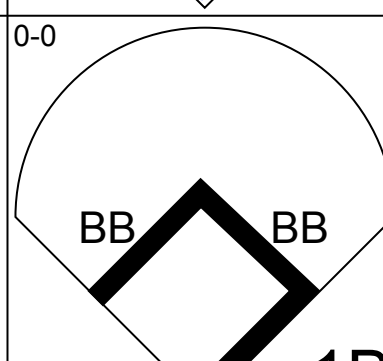
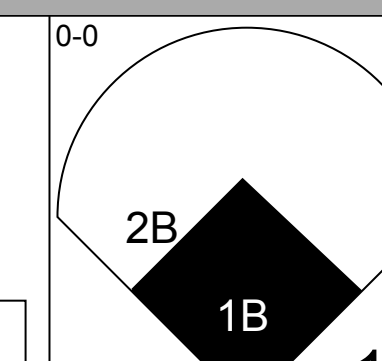
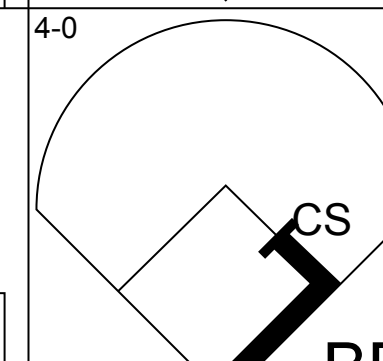
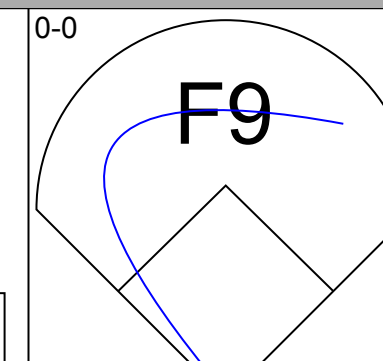
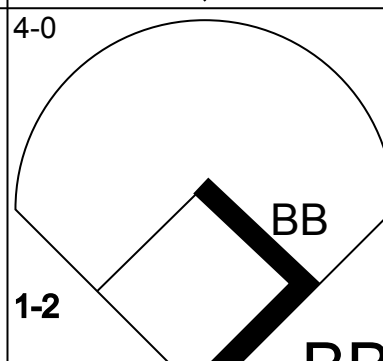
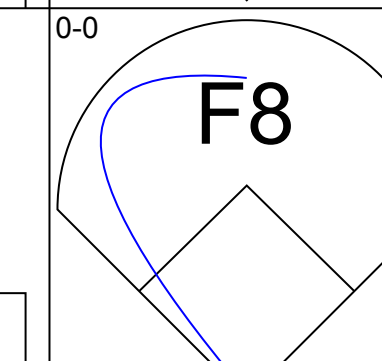
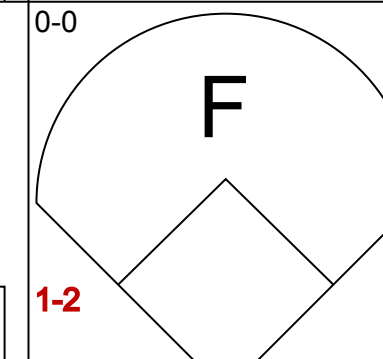
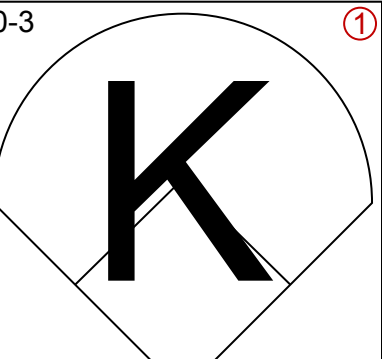
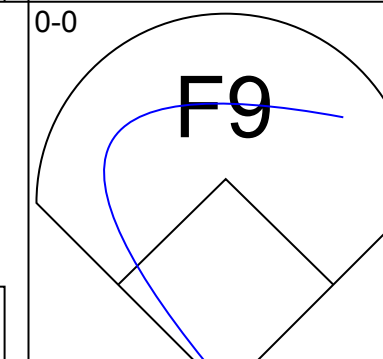
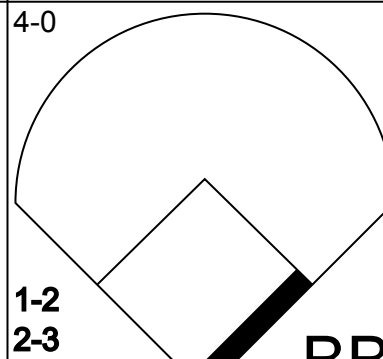
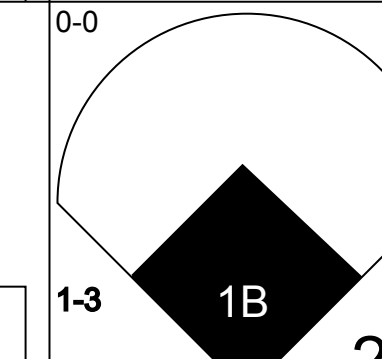

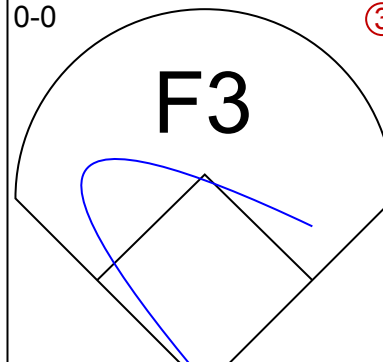
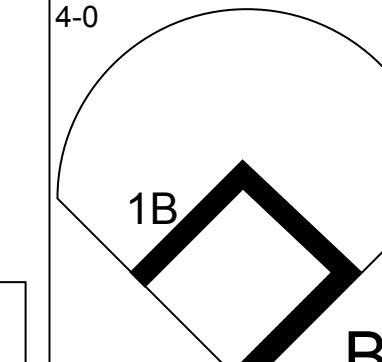
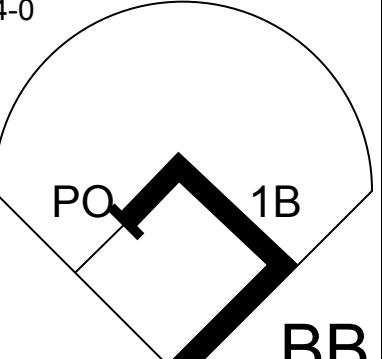


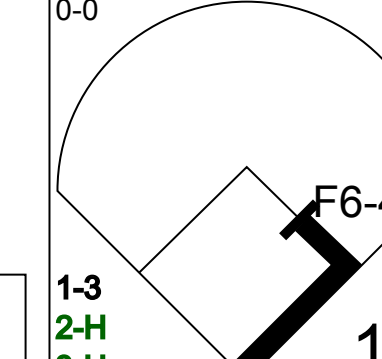
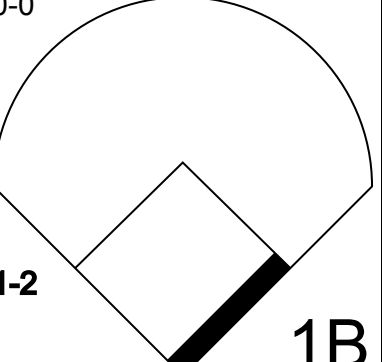
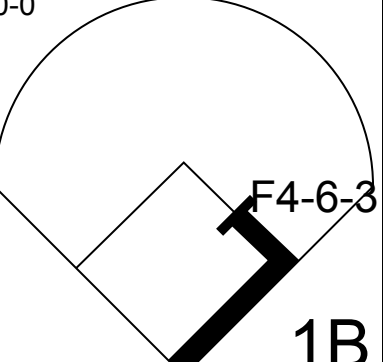
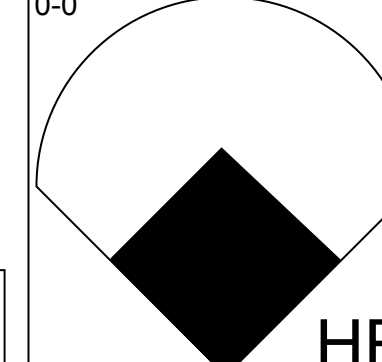

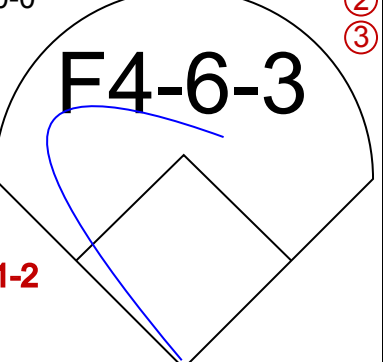
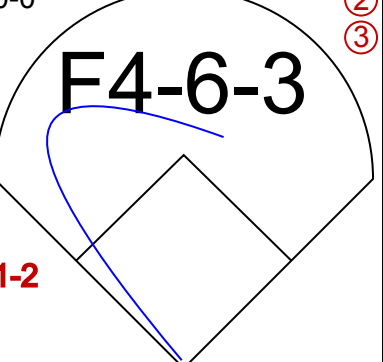
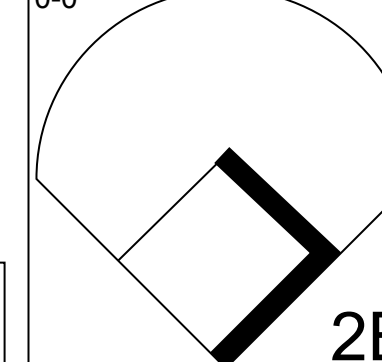


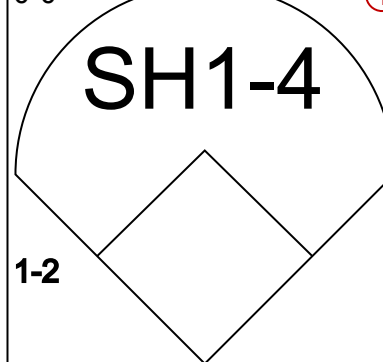



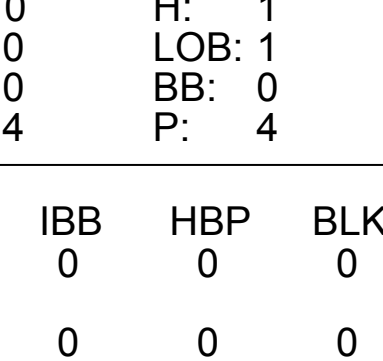
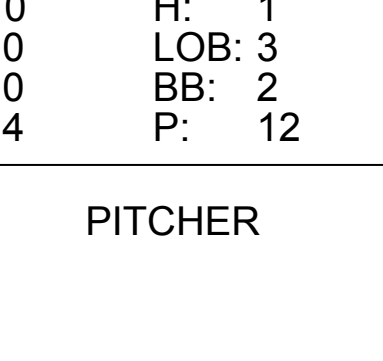
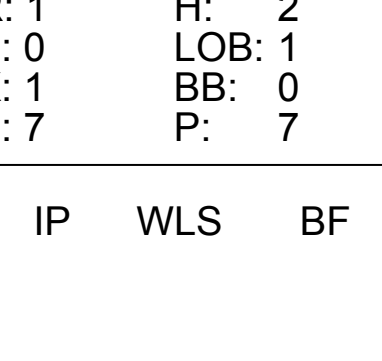
Batter	1	2	3	4	5	6	7	8	9	AB	R	H	RBI	BB	SO	LOB	BOTTOM					
Pete Rose, S OBP: 0.356, SLG: 0.422 (1, 5)	F9		F9		6-3					5	0	2	1	0	0	0	New York Mets @ Cincinnati Reds Riverfront Stadium, Cincinnati, OH Thu Jul 13 1978, 7:05 PM EDT Att: 35,226 - Unknown					
Ken Griffey, L OBP: 0.350, SLG: 0.418 (1, 9)	F4-3		BLK 1B		F4-3		F8			5	1	1	0	0	3							
Joe Morgan, L OBP: 0.376, SLG: 0.432 (1, 4)										3	0	1	1	1	1	0						
George Foster, R OBP: 0.371, SLG: 0.536 (1, 7)	F7		F9							4	0	1	0	0	0	2						
Johnny Bench, R OBP: 0.300, SLG: 0.441 (1, 2)										3	0	2	0	1	0	1						
Dave Concepcion, R OBP: 0.340, SLG: 0.382 (1, 6)										3	0	0	0	1	0	3						
Dan Driessen, L OBP: 0.383, SLG: 0.463 (1, 3)										2	1	0	0	2	0	3						
Cesar Geronimo, L OBP: 0.329, SLG: 0.371 (1, 8)										4	0	1	0	0	1	2						
Tom Seaver, R OBP: 0.256, SLG: 0.162 Ken Henderson, S OBP: 0.265, SLG: 0.356 Rick Auerbach, R OBP: 0.294, SLG: 0.414 Manny Sarmiento, R (8, 1) Mike Lum, L OBP: 0.393, SLG: 0.480 (8, PH)										2	0	0	0	0	1	2						
										1	0	1	0	0	0	0						
										0	0	0	0	0	0	0						
										1	0	0	0	0	0	0						
Inning Stats	R: 0 E: 0 K: 0 S: 3	H: 0 LOB: 1 BB: 1 P: 7	R: 0 E: 0 K: 1 S: 6	H: 1 LOB: 0 BB: 0 P: 6	R: 1 E: 0 K: 0 S: 5	H: 2 LOB: 1 BB: 0 P: 5	R: 0 E: 0 K: 1 S: 6	H: 2 LOB: 2 BB: 1 P: 10	R: 0 E: 0 K: 1 S: 5	H: 0 LOB: 0 BB: 0 P: 5	R: 0 E: 0 K: 0 S: 2	H: 0 LOB: 0 BB: 1 P: 6	R: 1 E: 0 K: 0 S: 4	H: 2 LOB: 2 BB: 1 P: 8	R: 0 E: 0 K: 0 S: 4	H: 1 LOB: 2 BB: 1 P: 8	R: 0 E: 0 K: 0 S: 4	H: 1 LOB: 1 BB: 0 P: 4	1B: 8 2B: 1 3B: 0 HR: 0	SF: 0 SAC: 0 DP: 2 HBP: 0	WP: 0 PB: 0 SB: 0 CS: 0	PA: 38
PITCHER	IP	WLS	BF	H	R	ER	SO	BB	IBB	HBP	BLK	WP	HR	S	P	ERA	WHIP					
Jerry Koosman, L ERA: 4.03 Skip Lockwood, R ERA: 3.39 (1, 1) (7, 1)	6.2	W	28	7	2	2	3	4	0	0	1	0	0	30	46	2.70	1.650					
	2.1	S	10	2	0	0	0	1	0	0	0	0	0	9	13	0.00	1.286					



Batter	1	2	3	4	5	6	7	8	9	AB	R	H	RBI	BB	SO	LOB	TOP			
Lenny Randle, S OBP: 0.341, SLG: 0.330	L5		F8		6-3			1B 1-3 2B 1B	F8	5	1	1	0	0	0	5	<p>New York Mets @ Cincinnati Reds Riverfront Stadium, Cincinnati, OH Sun Jul 16 1978, 3:33 AM EDT Att: 33,519 - Unknown</p> <p>livebaseballscorecards.com</p> <p>AB 34 R 2 H 6 RBI 2 BB 3 SO 3 LOB 18</p> 			
Tim Foli, R OBP: 0.281, SLG: 0.277	K		L6			E 1B		1-3 1-2		4	0	1	0	0	1	3				
Lee Mazzilli, S OBP: 0.347, SLG: 0.430	4-3			4-3		P4		2B 2-3 1B		4	0	1	0	0	0	1				
Willie Montanez, L OBP: 0.327, SLG: 0.430		K		F9		E6 G6-4-3		1-3 3-H 2B		4	0	1	1	0	1	1				
John Stearns, R OBP: 0.362, SLG: 0.398 Bobby Valentine, R OBP: 0.352, SLG: 0.333		K		F7		G6-4-3 1-2		F8		2	0	0	0	0	1	0				
Steve Henderson, R OBP: 0.318, SLG: 0.382		F8			F9 1B BB		4-3		F3	3	1	0	0	1	0	0				
Elliott Maddox, R OBP: 0.394, SLG: 0.376 Paul Siebert, L (7, PH)			F8		1-3		6-3		E5 4-3	3	0	0	0	0	0	1				
Tom Grieve, R OBP: 0.282, SLG: 0.348					1-2					1	0	0	0	0	0	0				
Doug Flynn, R OBP: 0.271, SLG: 0.271 Dwight Bernard, R (5, PH)					F9		4-3			2	0	1	0	0	0	1				
Bruce Boisclair, L OBP: 0.323, SLG: 0.350			BB 1B		2-3				4-3 BB	0	0	0	0	0	0	0				
Kevin Kobel, R OBP: 0.222, SLG: 0.125 Ron Hodges, L OBP: 0.312, SLG: 0.288					3-H 1B			4-3	4-3	0	0	0	0	1	0	0				
			1-2 BB						1-2 2-3	3	0	1	1	0	0	2				
Inning Stats	R: 0 E: 0 K: 1 S: 5	H: 0 LOB: 0 BB: 0 P: 5	R: 0 E: 0 K: 2 S: 7	H: 0 LOB: 0 BB: 0 P: 7	R: 0 E: 0 K: 0 S: 4	H: 1 LOB: 2 BB: 1 P: 8	R: 0 E: 0 K: 0 S: 3	H: 0 LOB: 0 BB: 0 P: 3	R: 0 E: 0 K: 0 S: 4	H: 1 LOB: 1 BB: 0 P: 4	R: 0 E: 1 K: 0 S: 3	H: 0 LOB: 0 BB: 0 P: 3	R: 0 E: 0 K: 0 S: 6	H: 3 LOB: 2 BB: 0 P: 6	R: 0 E: 1 K: 0 S: 4	H: 0 LOB: 2 BB: 1 P: 8		1B: 5 2B: 1 3B: 0 HR: 0	SF: 0 SAC: 0 DP: 1 HBP: 0	WP: 0 PB: 0 SB: 0 CS: 0
PITCHER Tom Hume, R ERA: 5.04	IP: 9.0 WLS: W BF: 37 H: 6 R: 2 ER: 2 SO: 3 BB: 3 IBB: 0 HBP: 0 BLK: 0 WP: 0 HR: 0 S: 40 P: 52 ERA: 2.00 WHIP: 1.000																			

Batter	1	2	3	4	5	6	7	8	9	AB	R	H	RBI	BB	SO	LOB	BOTTOM			
Pete Rose, S OBP: 0.358, SLG: 0.422 Dave Collins, S OBP: 0.308, SLG: 0.212	E5 BB 2B		6-3		F7					5	1	1	0	0	0	2	<p>New York Mets @ Cincinnati Reds Riverfront Stadium, Cincinnati, OH Sun Jul 16 1978, 3:33 AM EDT Att: 33,519 - Unknown</p> <p>livebaseballscorecards.com</p> <p>AB 39 R 9 H 12 RBI 9 BB 5 SO 2 LOB 20</p> 			
Ken Griffey, L OBP: 0.350, SLG: 0.415 Mike Lum, L OBP: 0.396, SLG: 0.481		L6	P6		F8		F8 2B			4	1	0	0	1	0	1				
Joe Morgan, L OBP: 0.383, SLG: 0.441 Junior Kennedy, R OBP: 0.327, SLG: 0.217		1B E 1B		F9	P5		F9			4	2	2	1	0	0	0				
George Foster, R OBP: 0.366, SLG: 0.533	F4	F5		HR		6-3		F7		5	1	1	1	0	0	3				
Johnny Bench, R OBP: 0.319, SLG: 0.448 Ray Knight, R OBP: 0.220, SLG: 0.298		E5 1B 1B		HR BB		F7		2B 1B		2	2	0	0	2	0	1				
Dave Concepcion, R OBP: 0.342, SLG: 0.397 Rick Auerbach, R OBP: 0.294, SLG: 0.414				HR BB				F9 1B		1	0	1	0	0	0	0				
Ken Henderson, S OBP: 0.315, SLG: 0.408				HR			2B			5	2	4	4	0	0	1				
Dan Driessen, L OBP: 0.388, SLG: 0.471 Vic Correll, R OBP: 0.250, SLG: 0.231				HR				F9		0	0	0	0	0	0	0				
Ken Henderson, S OBP: 0.315, SLG: 0.408				HR						4	0	3	3	1	0	0				
Dan Driessen, L OBP: 0.388, SLG: 0.471 Vic Correll, R OBP: 0.250, SLG: 0.231				HBP						2	0	0	0	0	1	4				
Tom Hume, R										1	0	0	0	1	0	2				
Tom Hume, R	E8 1-3		K	L8			P3	F7		5	0	0	0	0	1	5				
Inning Stats	R: 5 E: 2 K: 1 S: 10	H: 3 LOB: 2 BB: 2 P: 18	R: 1 E: 1 K: 0 S: 7	H: 3 LOB: 3 BB: 0 P: 7	R: 0 E: 0 K: 1 S: 5	H: 0 LOB: 0 BB: 0 P: 5	R: 3 E: 0 K: 0 S: 5	H: 2 LOB: 1 BB: 1 P: 10	R: 0 E: 0 K: 0 S: 3	H: 0 LOB: 0 BB: 0 P: 3	R: 0 E: 0 K: 0 S: 4	H: 1 LOB: 2 BB: 1 P: 8	R: 0 E: 0 K: 0 S: 4	H: 1 LOB: 1 BB: 0 P: 4	R: 0 E: 0 K: 0 S: 5	H: 2 LOB: 3 BB: 1 P: 9		1B: 5 2B: 5 3B: 0 HR: 2	SF: 0 SAC: 0 DP: 0 HBP: 1	WP: 0 PB: 0 SB: 0 CS: 0
PITCHER Kevin Kobel, L ERA: 2.09 Dwight Bernard, R ERA: 2.35 Paul Siebert, L ERA: 5.09	IP: 4.0 WLS: L BF: 27 H: 8 R: 1 ER: 0 SO: 0 BB: 0 IBB: 1 HBP: 0 BLK: 0 WP: 0 HR: 2 S: 27 P: 40 ERA: 15.75 WHIP: 2.500																			

Batter	1	2	3	4	5	6	7	8	9	AB	R	H	RBI	BB	SO	LOB	TOP										
Lenny Randle, S (1, 5) OBP: 0.340, SLG: 0.326										3	0	0	0	1	1	0	<p>New York Mets @ Atlanta Braves Atlanta-Fulton County Stadium, Atlanta, GA Mon Jul 17 1978, 7:05 PM EDT Unknown</p>										
Tim Foli, R (1, 6) OBP: 0.281, SLG: 0.281										4	0	1	0	0	0	2											
Steve Henderson, R (1, 7) OBP: 0.318, SLG: 0.384										4	0	1	0	0	1	2											
John Stearns, R (1, 2) OBP: 0.360, SLG: 0.395										4	0	1	0	0	0	1											
Willie Montanez, L (1, 3) OBP: 0.324, SLG: 0.425										4	0	0	0	0	0	2											
Lee Mazzilli, S (1, 8) OBP: 0.346, SLG: 0.427										3	0	0	0	1	0	0											
Elliott Maddox, R (1, 9) OBP: 0.392, SLG: 0.378										4	0	1	0	0	1	1											
Doug Flynn, R (1, 4) OBP: 0.274, SLG: 0.280										4	0	2	0	0	1	2											
Nino Espinosa, R (1, 1) OBP: 0.167, SLG: 0.238										3	0	0	0	0	0	2											
Dale Murray, R (8, 1) Ed Kranepool, L (9, PH) OBP: 0.323, SLG: 0.368										0	0	0	0	0	0	0											
Inning Stats	R: 0 E: 1 K: 1 S: 7	H: 1 LOB: 2 BB: 0 P: 7	R: 0 E: 0 K: 1 S: 6	H: 1 LOB: 1 BB: 0 P: 6	R: 0 E: 0 K: 0 S: 4	H: 1 LOB: 1 BB: 0 P: 4	R: 0 E: 0 K: 0 S: 3	H: 0 LOB: 1 BB: 1 P: 7	R: 0 E: 0 K: 0 S: 4	H: 1 LOB: 1 BB: 0 P: 4	R: 0 E: 0 K: 0 S: 3	H: 0 LOB: 0 BB: 0 P: 3	R: 0 E: 0 K: 0 S: 4	H: 1 LOB: 2 BB: 1 P: 8	R: 0 E: 0 K: 1 S: 5	H: 0 LOB: 0 BB: 0 P: 5	R: 0 E: 0 K: 2 S: 8	H: 1 LOB: 1 BB: 0 P: 8	R: 0 E: 0 K: 1 S: 8	H: 1 LOB: 1 BB: 0 P: 8	1B: 1 2B: 5 3B: 0 HR: 0	SF: 0 SAC: 0 DP: 0 HBP: 0	WP: 0 PB: 0 CS: 0	PA: 36			
PITCHER	IP	WLS	BF	H	R	ER	SO	BB	IBB	HBP	BLK	WP	HR	S	P	ERA	WHIP										
Larry McWilliams, L (1, 1) ERA: 1.27	7.0	W	29	5	0	0	2	2	0	0	0	0	0	31	39	0.00	1.000										
Gene Garber, R (8, 1) ERA: 1.27	2.0	S	7	1	0	0	3	0	0	0	0	0	0	13	13	0.00	0.500										

Batter	1	2	3	4	5	6	7	8	9	AB	R	H	RBI	BB	SO	LOB	BOTTOM										
Jerry Royster, R (1, 6) OBP: 0.361, SLG: 0.351										4	0	0	0	0	1	2	<p>New York Mets @ Atlanta Braves Atlanta-Fulton County Stadium, Atlanta, GA Mon Jul 17 1978, 7:05 PM EDT Unknown</p>										
Rowland Office, L (1, 8) OBP: 0.306, SLG: 0.398										4	1	2	0	0	0	1											
Gary Matthews, R (1, 9) OBP: 0.398, SLG: 0.516										2	0	0	0	2	0	1											
Jeff Burroughs, R (1, 7) OBP: 0.449, SLG: 0.540										4	0	1	0	1	1	1											
Barry Bonnell, R (8, PR) OBP: 0.297, SLG: 0.290										0	1	0	0	0	0	0											
Bob Horner, R (1, 5) OBP: 0.325, SLG: 0.500										3	0	0	0	1	0	3											
Joe Nolan, L (1, 2) OBP: 0.318, SLG: 0.316										3	0	1	2	1	0	0											
Dale Murphy, R (1, 3) OBP: 0.302, SLG: 0.403										4	1	3	1	0	0	3											
Glenn Hubbard, R (1, 4) OBP: 0.357, SLG: 0.385										3	0	2	0	0	0	1											
Larry McWilliams, L (1, 1) Biff Pocoroba, S (7, PH) Gene Garber, R (8, 1) OBP: 0.336, SLG: 0.333										1	0	0	0	0	0	0											
Inning Stats	R: 0 E: 0 K: 1 S: 4	H: 0 LOB: 0 BB: 1 P: 8	R: 0 E: 0 K: 1 S: 5	H: 1 LOB: 1 BB: 1 P: 9	R: 0 E: 0 K: 0 S: 4	H: 1 LOB: 1 BB: 0 P: 4	R: 0 E: 0 K: 0 S: 3	H: 0 LOB: 0 BB: 0 P: 3	R: 0 E: 0 K: 0 S: 4	H: 1 LOB: 3 BB: 2 P: 12	R: 1 E: 0 K: 1 S: 7	H: 2 LOB: 1 BB: 0 P: 7	R: 2 E: 0 K: 0 S: 5	H: 3 LOB: 2 BB: 1 P: 9	R: 0 E: 0 K: 1 S: 8	H: 0 LOB: 0 BB: 0 P: 5	1B: 6 2B: 2 3B: 0 HR: 1	SF: 0 SAC: 1 DP: 2 HBP: 0	WP: 0 PB: 0 CS: 1	PA: 36							
PITCHER	IP	WLS	BF	H	R	ER	SO	BB	IBB	HBP	BLK	WP	HR	S	P	ERA	WHIP										
Nino Espinosa, R (1, 1) ERA: 4.14	7.1	L	34	9	3	3	3	5	0	0	0	0	0	34	54	3.68	1.909										
Dale Murray, R (8, 1) ERA: 4.6	0.2		1	0	0	0	0	0	0	0	0	0	0	1	1	0.00	0.000										



Batter	1	2	3	4	5	6	7	8	9	AB	R	H	RBI	BB	SO	LOB	TOP										
Joel Youngblood, R OBP: 0.291, SLG: 0.437 (1, 8)	4-0 BB G5-4-3		0-3 K	0-0 FC6-4			0-0 1B 1B		0-0 F5	4	1	1	0	1	1	3	New York Mets @ Atlanta Braves Atlanta-Fulton County Stadium, Atlanta, GA Mon Jul 17 1978, 7:05 PM EDT Att: 11,822 - Unknown										
Bobby Valentine, R OBP: 0.339, SLG: 0.320 Skip Lockwood, R OBP: 0.125, SLG: 0.500 (1, 4)	0-0 G5-4-3		0-0 F5		0-0 F9		0-0 F8		0-0 HR	4	0	0	0	0	0	4											
Steve Henderson, R OBP: 0.319, SLG: 0.382 (1, 7)	0-0 F9			0-0 1-3	0-3 K		0-0 1B 1B		4-0 BB	4	0	1	0	1	1	0											
John Stearns, R OBP: 0.364, SLG: 0.410 (1, 2)		0-0 HR		0-0 2B 1B	0-0 6-3		0-0 G6-4-3 1B		0-0 4-3	5	2	3	2	0	0	1											
Willie Montanez, L OBP: 0.323, SLG: 0.426 (1, 3)	0-0 F7		0-0 1B 2B		0-0 F9		0-0 G6-4-3 1B			4	1	1	0	0	0	2											
Tom Grievie, R OBP: 0.297, SLG: 0.353 Lee Mazzilli, S OBP: 0.345, SLG: 0.425 (6, PR)	0-0 6-3		0-0 CS 1B		0-0 S BLK BB		0-0 F4			2	0	1	2	1	0	0											
Elliott Maddox, R OBP: 0.393, SLG: 0.374 (1, 5)	0-0 4-3		0-0 S 1B BB		0-0 F4-6-3 BB		0-0 F9			2	1	0	0	2	0	0											
Doug Flynn, R OBP: 0.277, SLG: 0.280 (7, 4)			0-0 SH3 1B	4-0 1B 1B		0-0 F4-6-3 1-2		0-3 K		3	0	1	0	1	1	2											
Tom Hausman, R OBP: 1.000, SLG: 1.000 Dale Murray, R OBP: 0.327, SLG: 0.350 Bruce Boisclair, L OBP: 0.260, SLG: 0.280 Tim Foli, R OBP: 0.260, SLG: 0.280 (1, 1)	0-0 SH3		0-0 FC6-4 1B		4-0 1B BB		0-0 4-1			1	0	1	1	0	0	0											
Inning Stats	R: 0 E: 0 K: 0 S: 2	H: 0 LOB: 0 BB: 1 P: 6	R: 1 E: 0 K: 0 S: 4	H: 1 LOB: 0 BB: 4 P: 4	R: 0 E: 0 K: 1 S: 6	H: 1 LOB: 1 BB: 0 P: 6	R: 3 E: 0 K: 0 S: 6	H: 4 LOB: 2 BB: 2 P: 14	R: 0 E: 0 K: 1 S: 5	H: 0 LOB: 0 BB: 0 P: 5	R: 0 E: 0 K: 0 S: 2	H: 0 LOB: 2 BB: 2 P: 10	R: 2 E: 0 K: 0 S: 5	H: 3 LOB: 1 BB: 1 P: 9	R: 0 E: 0 K: 1 S: 5	H: 0 LOB: 0 BB: 0 P: 5		R: 1 E: 0 K: 0 S: 4	H: 1 LOB: 1 BB: 1 P: 8	1B: 7 2B: 1 3B: 0 HR: 2	SF: 0 SAC: 1 DP: 3 HBP: 0	WP: 0 PB: 0 CS: 1	PA: 40				
PITCHER	IP	WLS	BF	H	R	ER	SO	BB	IBB	HBP	BLK	WP	HR	S	P	ERA	WHIP										
Mickey Mahler, L ERA: 3.16 (1, 1)	3.2	L	18	6	4	4	1	2	1	0	0	0	1	17	29	9.82	2.182										
Eddie Solomon, R ERA: 4.57 (4, 1)	2.2		13	3	2	2	1	3	0	0	1	0	0	12	24	6.75	2.250										
Craig Skok, L ERA: 1.73 (7, 1)	0.2		1	0	0	0	0	0	0	0	0	0	0	1	1	0.00	0.000										
Dave Campbell, R ERA: 4.47 (8, 1)	2.0		8	1	1	1	1	1	0	0	0	0	1	9	13	4.50	1.000										

AB	32
R	7
H	10
RBI	6
BB	7
SO	3
LOB	12



Batter	1	2	3	4	5	6	7	8	9	AB	R	H	RBI	BB	SO	LOB	BOTTOM										
Rod Gilbreath, R OBP: 0.307, SLG: 0.342 (1, 5)	0-0 5-3		0-0 5-3			0-0 E6 1B 1B		0-0 F9		4	1	1	0	0	0	0	New York Mets @ Atlanta Braves Atlanta-Fulton County Stadium, Atlanta, GA Mon Jul 17 1978, 7:05 PM EDT Att: 11,822 - Unknown										
Rowland Office, L OBP: 0.305, SLG: 0.395 (1, 8)	0-0 1-3			0-0 F6-4-3 1B		0-0 F7		0-0 F4-3		4	0	1	0	0	0	1											
Gary Matthews, R OBP: 0.395, SLG: 0.511 (1, 9)	0-0 F9		0-0 F6-4-3 1-2		0-0 F6-3 1B		0-0 F5			4	0	1	1	0	0	1											
Jeff Burroughs, R OBP: 0.447, SLG: 0.536 (1, 7)		0-0 1B		0-0 2-3		0-0 F6-3 1-2		0-0 F3		4	0	1	0	0	0	1											
Biff Pocoroba, S OBP: 0.325, SLG: 0.332 (1, 2)	0-0 F8				0-0 HR 1B		0-0 F7		0-0 F3	4	1	1	0	0	0	2											
Dale Murphy, R OBP: 0.501, SLG: 0.411 (1, 3)	0-0 F8				0-0 HR		0-0 P5		0-0 F3	4	1	1	2	0	0	1											
Glenn Hubbard, R OBP: 0.294, SLG: 0.313 (1, 4)	0-0 F3				0-0 F5		0-0 F7			3	0	0	0	0	0	1											
Darrel Chaney, S OBP: 0.301, SLG: 0.327 (1, 6)			0-0 F8		0-0 F8		0-0 HR			3	1	1	1	0	0	0											
Mickey Mahler, S OBP: 0.120, SLG: 0.083 Eddie Solomon, R OBP: 0.287, SLG: 0.287 Craig Skok, R OBP: 0.333, SLG: 0.667 Joe Nolan, L OBP: 0.313, SLG: 0.310 Dave Campbell, R OBP: 0.260, SLG: 0.280 (1, 1)	0-0 1-3				0-0 F4		0-0 G3			1	0	0	0	0	0	0											
Inning Stats	R: 0 E: 0 K: 0 S: 3	H: 0 LOB: 0 BB: 0 P: 3	R: 0 E: 0 K: 0 S: 4	H: 1 LOB: 1 BB: 0 P: 4	R: 0 E: 0 K: 0 S: 3	H: 0 LOB: 0 BB: 0 P: 3	R: 0 E: 0 K: 0 S: 3	H: 1 LOB: 0 BB: 0 P: 3	R: 2 E: 0 K: 0 S: 5	H: 2 LOB: 1 BB: 0 P: 5	R: 1 E: 1 K: 0 S: 5	H: 2 LOB: 1 BB: 0 P: 5	R: 1 E: 0 K: 0 S: 4	H: 1 LOB: 0 BB: 0 P: 4	R: 0 E: 0 K: 0 S: 3	H: 0 LOB: 0 BB: 0 P: 3		R: 0 E: 0 K: 0 S: 3	H: 0 LOB: 0 BB: 0 P: 3	1B: 5 2B: 0 3B: 0 HR: 2	SF: 0 SAC: 0 DP: 1 HBP: 0	WP: 1 PB: 0 CS: 0	PA: 33				
PITCHER	IP	WLS	BF	H	R	ER	SO	BB	IBB	HBP	BLK	WP	HR	S	P	ERA	WHIP										
Tom Hausman, R ERA: 8.38 (6, 1)	5.1	W	20	5	3	3	0	5	3	0	0	1	0	20	20	5.06	0.938										
Dale Murray, R ERA: 4.59 (7, 1)	0.2		3	1	0	0	0	0	0	0	0	1	0	3	3	0.00	1.500										
Skip Lockwood, R ERA: 3.47 (7, 1)	3.0	S	10	1	1	1	0	0	0	0	0	0	1	10	10	3.00	0.333										



Batter	1	2	3	4	5	6	7	8	9	AB	R	H	RBI	BB	SO	LOB	TOP					
Lenny Randle, S OBP: 0.339, SLG: 0.325 (1, 5)										4	0	1	0	0	2	0	<p>New York Mets @ Atlanta Braves Atlanta-Fulton County Stadium, Atlanta, GA</p> <p>Tue Jul 18 1978, 7:05 PM EDT Att: 10,902 - Unknown</p> <p>livebaseballscores.com</p> <p>AB 32 R 3 H 6 RBI 3 BB 0 SO 7 LOB 8</p>					
Tim Foli, R OBP: 0.256, SLG: 0.275 (1, 6)										4	0	0	0	0	0	1						
Lee Mazzilli, S OBP: 0.342, SLG: 0.420 (1, 8)										4	0	0	0	0	1	0						
Willie Montanez, L OBP: 0.325, SLG: 0.428 (1, 3)										3	1	1	0	0	1	0						
John Stearns, R OBP: 0.366, SLG: 0.426 (1, 2)										4	2	2	2	0	1	1						
Steve Henderson, R OBP: 0.318, SLG: 0.384 (1, 7)										4	0	1	1	0	1	1						
Elliott Maddox, R OBP: 0.389, SLG: 0.369 (1, 9)										3	0	0	0	0	1	2						
Doug Flynn, R OBP: 0.277, SLG: 0.281 (1, 4)										3	0	1	0	0	0	1						
Jerry Koosman, R OBP: 0.091, SLG: 0.136 (1, 1)										3	0	0	0	0	0	2						
Inning Stats	R: 0 E: 0 K: 1 S: 5	H: 0 LOB: 0 BB: 0 P: 5	R: 0 E: 0 K: 1 S: 6	H: 1 LOB: 1 BB: 0 P: 6	R: 0 E: 0 K: 1 S: 5	H: 0 LOB: 0 BB: 0 P: 5	R: 0 E: 0 K: 1 S: 5	H: 0 LOB: 0 BB: 0 P: 5	R: 1 E: 0 K: 1 S: 7	H: 2 LOB: 1 BB: 0 P: 7	R: 0 E: 0 K: 0 S: 3	H: 0 LOB: 0 BB: 0 P: 3	R: 2 E: 0 K: 1 S: 7	H: 2 LOB: 1 BB: 0 P: 8	R: 0 E: 0 K: 1 S: 5	H: 1 LOB: 0 BB: 0 P: 5	R: 0 E: 0 K: 0 S: 3	H: 0 LOB: 0 BB: 0 P: 3	1B: 2 2B: 3 3B: 0 HR: 1	SF: 0 SAC: 0 DP: 1 HBP: 1	WP: 0 PB: 0 CS: 0	PA: 33
PITCHER Phil Niekro, R ERA: 3.02 (1, 1)	IP: 9.0 WLS: W BF: 33 H: 6 R: 3 ER: 3 SO: 7 BB: 0 IBB: 0 HBP: 1 BLK: 0 WP: 0 HR: 1 S: 46 P: 47 ERA: 3.00 WHIP: 0.667																					

Batter	1	2	3	4	5	6	7	8	9	AB	R	H	RBI	BB	SO	LOB	BOTTOM					
Jerry Royster, R OBP: 0.397, SLG: 0.346 (1, 6)										4	0	0	0	0	0	1	<p>New York Mets @ Atlanta Braves Atlanta-Fulton County Stadium, Atlanta, GA</p> <p>Tue Jul 18 1978, 7:05 PM EDT Att: 10,902 - Unknown</p> <p>livebaseballscores.com</p> <p>AB 30 R 4 H 6 RBI 4 BB 4 SO 1 LOB 10</p>					
Barry Bonnell, R OBP: 0.286, SLG: 0.289 (1, 8)										4	1	1	0	0	0	0						
Gary Matthews, R OBP: 0.397, SLG: 0.509 (1, 9)										3	0	1	0	1	0	0						
Jeff Burroughs, R OBP: 0.450, SLG: 0.541 (1, 7)										3	1	2	0	1	0	0						
Bob Horner, R OBP: 0.314, SLG: 0.486 (1, 5)										3	0	0	1	0	0	3						
Dale Murphy, R OBP: 0.504, SLG: 0.420 (1, 3)										3	1	1	2	1	0	2						
Glenn Hubbard, R OBP: 0.286, SLG: 0.263 (1, 4)										3	1	0	0	1	1	1						
Biff Pocoroba, S OBP: 0.320, SLG: 0.327 (1, 2)										4	0	0	0	0	0	2						
Phil Niekro, R OBP: 0.250, SLG: 0.262 (1, 1) Cito Gaston, R OBP: 0.231, SLG: 0.225 (8, PH)										2	0	0	0	0	0	1						
Inning Stats	R: 1 E: 0 K: 0 S: 5	H: 2 LOB: 2 BB: 1 P: 9	R: 0 E: 0 K: 1 S: 5	H: 0 LOB: 0 BB: 0 P: 5	R: 0 E: 0 K: 0 S: 4	H: 1 LOB: 2 BB: 1 P: 8	R: 0 E: 0 K: 0 S: 3	H: 0 LOB: 1 BB: 1 P: 7	R: 0 E: 0 K: 0 S: 3	H: 0 LOB: 0 BB: 0 P: 3	R: 2 E: 0 K: 0 S: 5	H: 2 LOB: 0 BB: 0 P: 5	R: 0 E: 0 K: 0 S: 2	H: 0 LOB: 0 BB: 0 P: 3	R: 0 E: 0 K: 0 S: 3	H: 0 LOB: 0 BB: 0 P: 3	R: 1 E: 0 K: 0 S: 3	H: 1 LOB: 1 BB: 1 P: 7	1B: 4 2B: 1 3B: 0 HR: 1	SF: 1 SAC: 0 DP: 1 HBP: 1	WP: 0 PB: 0 CS: 0	PA: 36
PITCHER Jerry Koosman, L ERA: 4.03 (1, 1)	IP: 8.2 WLS: L BF: 36 H: 6 R: 4 ER: 4 SO: 1 BB: 4 IBB: 0 HBP: 1 BLK: 0 WP: 0 HR: 1 S: 33 P: 50 ERA: 4.15 WHIP: 1.154																					

Batter	1	2	3	4	5	6	7	8	9	AB	R	H	RBI	BB	SO	LOB	TOP			
Jimmy Sexton, R (1, 6) OBP: 0.217, SLG: 0.167 Denny Walling, L (7, PH) OBP: 0.305, SLG: 0.302 Mike Fischlin, R (7, 6) OBP: 0.197, SLG: 0.143	F7		G6-3 1B		K		K			3	0	1	0	0	1	0	Houston Astros @ New York Mets Shea Stadium, Flushing, NY Wed Jul 19 1978, 7:05 PM EDT Att: 13,539 - Unknown			
Terry Puhl, L (1, 8) OBP: 0.336, SLG: 0.389	5-3		G6-3 1-2			F7		1-3		4	0	0	0	0	2					
Enos Cabell, R (1, 5) OBP: 0.314, SLG: 0.371	F3			K		G3		F4		4	0	0	0	0	1	0				
Jose Cruz, L (1, 9) OBP: 0.340, SLG: 0.402		3-1		F5		F4-3		F2		4	0	0	0	0	0	0				
Bob Watson, R (1, 3) OBP: 0.357, SLG: 0.460	F9			2B				F2		4	1	1	0	0	1	0				
Art Howe, R (1, 4) OBP: 0.354, SLG: 0.441								F9		4	0	2	1	0	0	0				
Dave Bergman, L (1, 7) OBP: 0.379, SLG: 0.209				1B				F4-3		4	0	1	0	0	1	2				
Bruce Bochy, R (1, 2) OBP: 0.667, SLG: 0.667				1B				BB		3	0	2	0	0	1	0				
Mark Lemongello, R (1, 1) OBP: 0.205, SLG: 0.171				K				1-2		2	0	0	0	1	1	1				
Inning Stats	R: 0 E: 0 K: 0 S: 3	H: 0 LOB: 0 BB: 0 P: 3	R: 0 E: 0 K: 1 S: 6	H: 1 LOB: 1 BB: 0 P: 6	R: 0 E: 0 K: 1 S: 6	H: 2 LOB: 1 BB: 0 P: 6	R: 1 E: 0 K: 1 S: 7	H: 2 LOB: 1 BB: 0 P: 7	R: 0 E: 0 K: 2 S: 7	H: 0 LOB: 0 BB: 0 P: 3	R: 0 E: 0 K: 1 S: 7	H: 2 LOB: 1 BB: 1 P: 11	R: 0 E: 0 K: 0 S: 3	H: 0 LOB: 0 BB: 0 P: 3	R: 0 E: 0 K: 1 S: 5	H: 0 LOB: 0 BB: 0 P: 5		1B: 5 2B: 2 3B: 0 HR: 0	SF: 0 SAC: 0 DP: 1 HBP: 0	WP: 0 PB: 0 SB: 0 CS: 0
PITCHER Craig Swan, R (1, 1) ERA: 2.48	IP: 9.0 WLS: W BF: 34 H: 7 R: 1 ER: 1 SO: 7 BB: 1 IBB: 0 HBP: 0 BLK: 0 WP: 0 HR: 0 S: 47 P: 51 ERA: 1.00 WHIP: 0.889															PITCHER				

AB	33
R	1
H	7
RBI	1
BB	1
SO	7
LOB	8



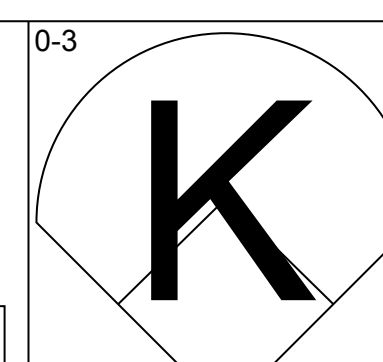
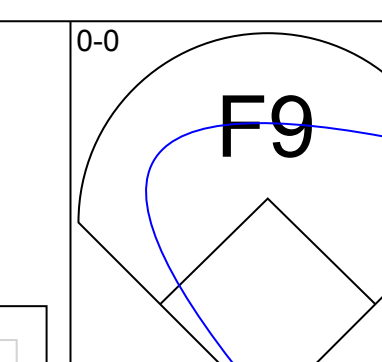
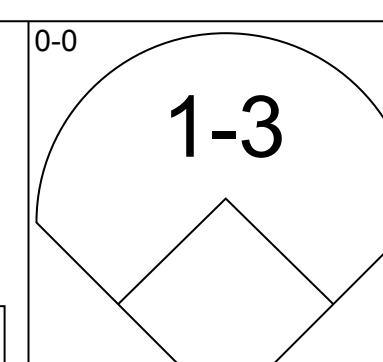
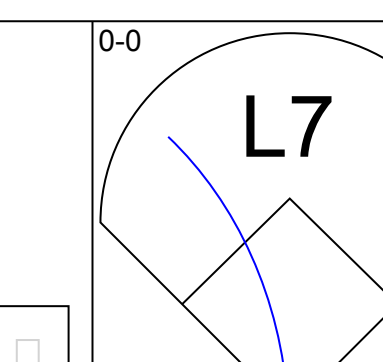
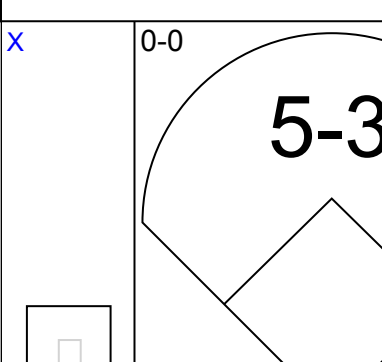
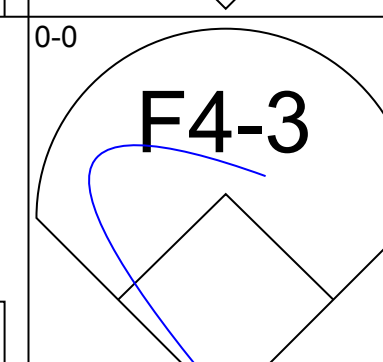
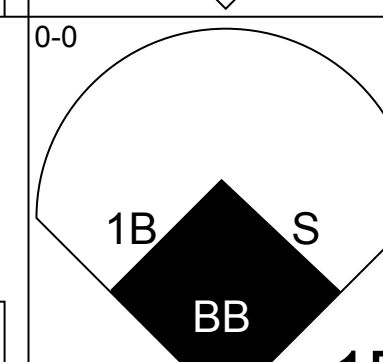
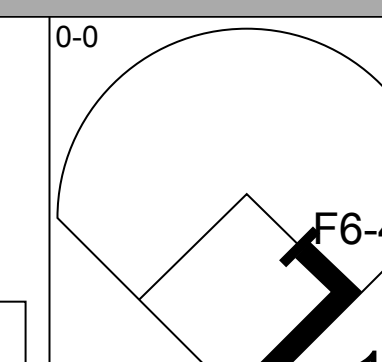
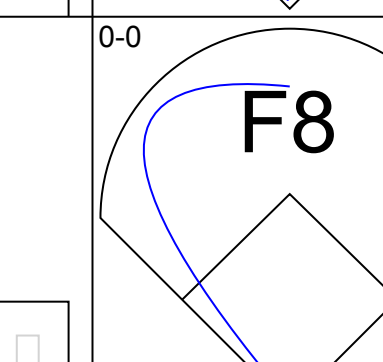
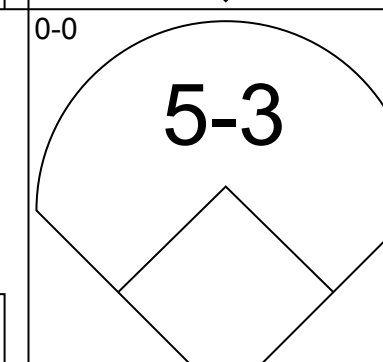
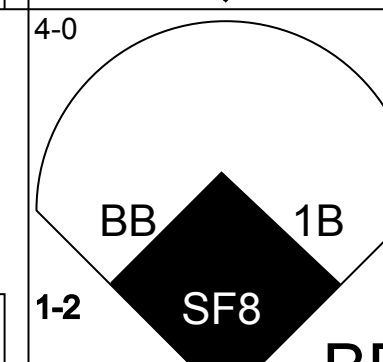
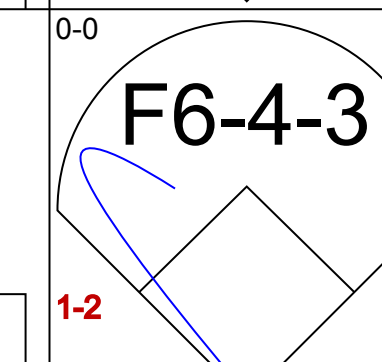
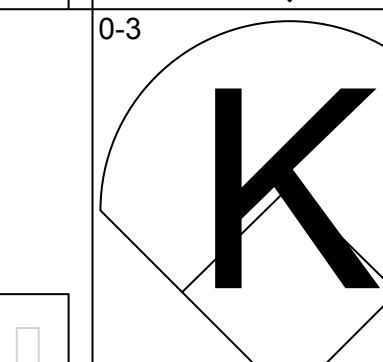
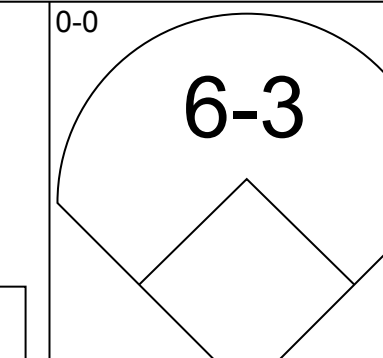
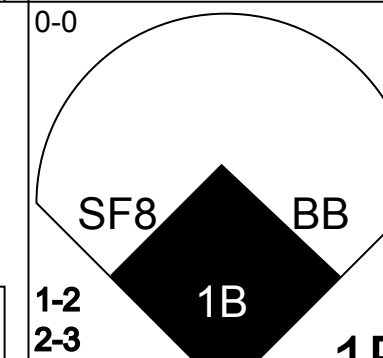
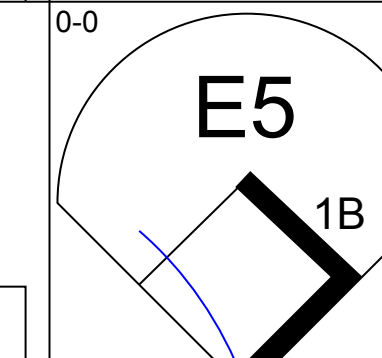
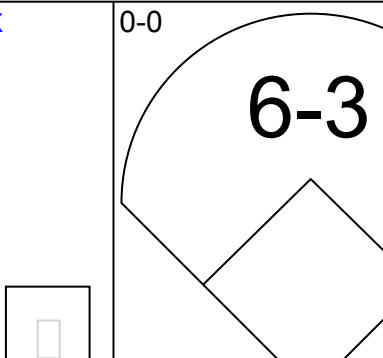
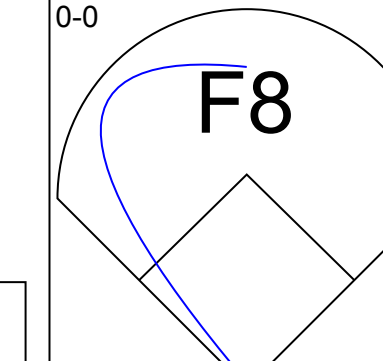
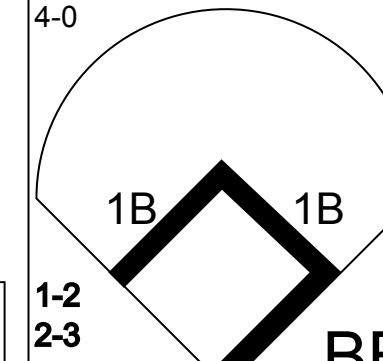
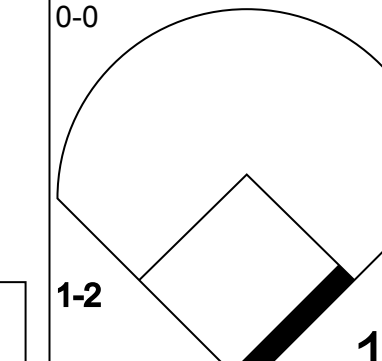
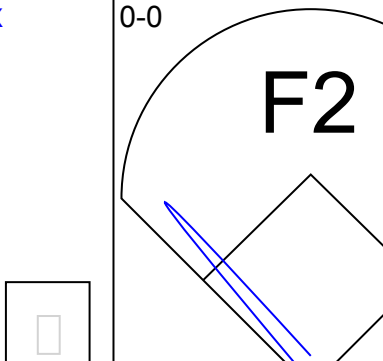
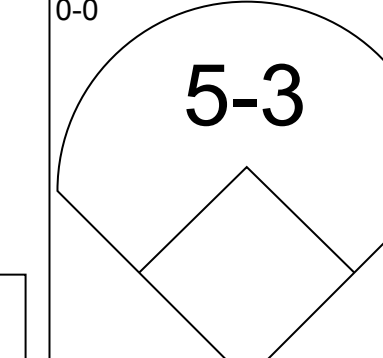
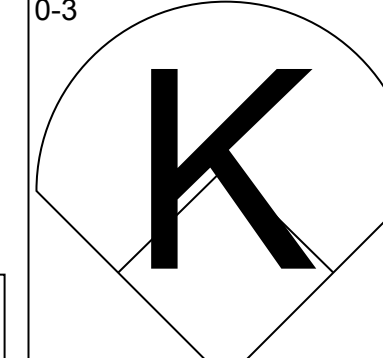
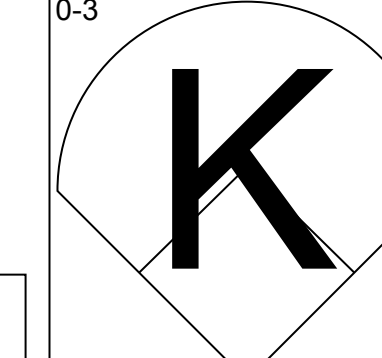
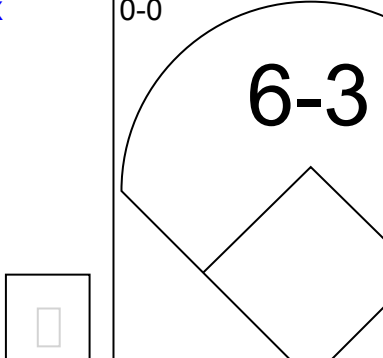
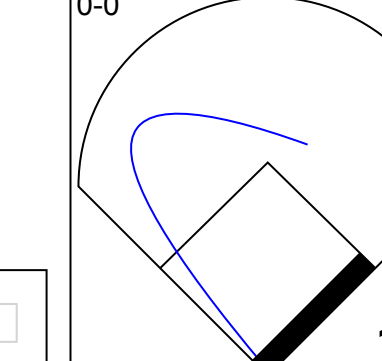
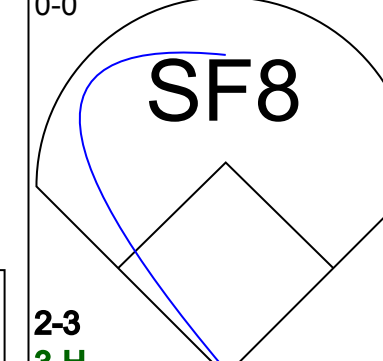
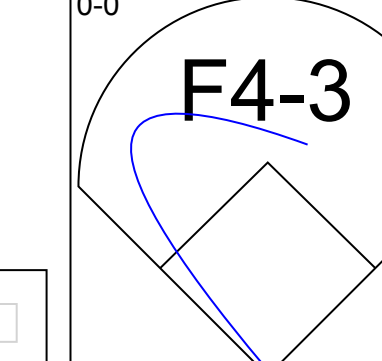
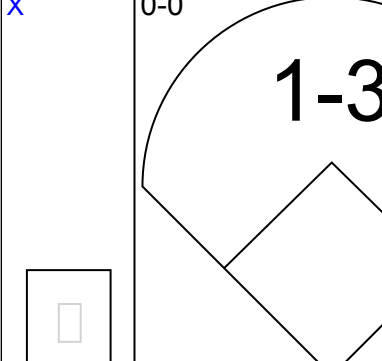
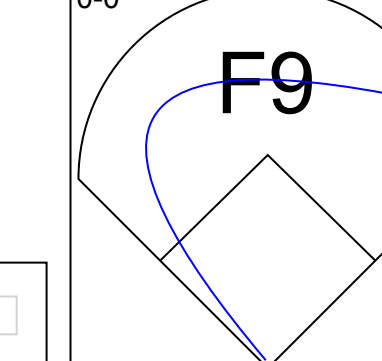
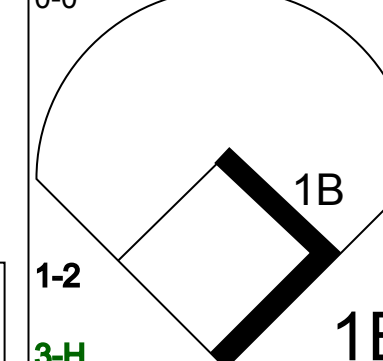
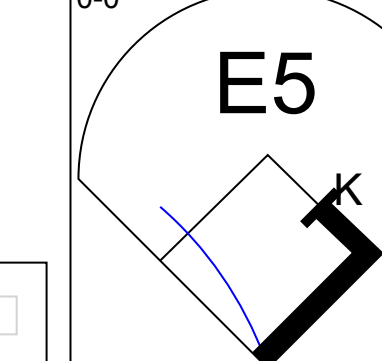
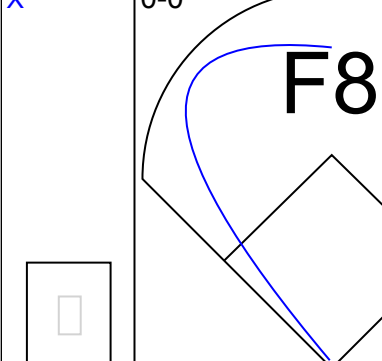
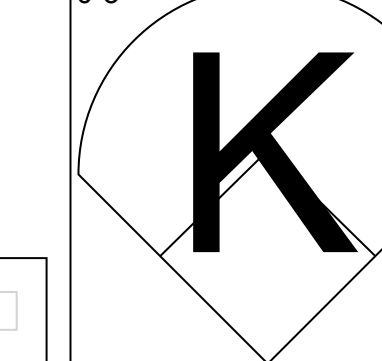
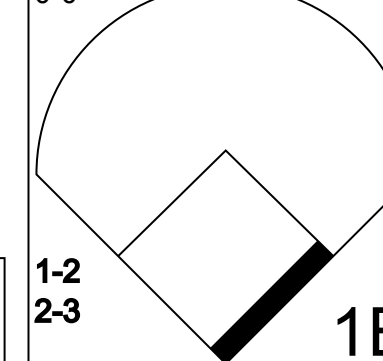
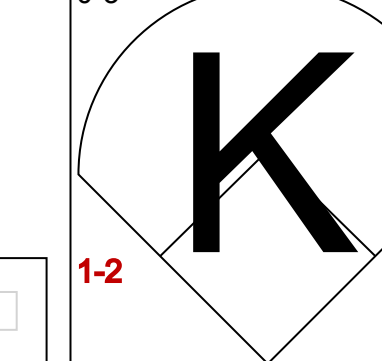
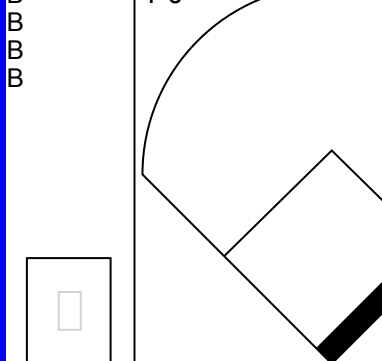
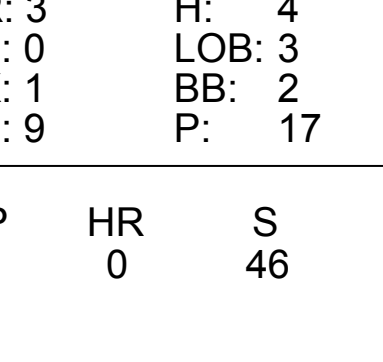


Batter	1	2	3	4	5	6	7	8	9	AB	R	H	RBI	BB	SO	LOB	BOTTOM			
Lenny Randle, S (1, 5) OBP: 0.346, SLG: 0.326	1B 2B BB		6-3		F9		IBB			2	1	0	0	2	0	0	Houston Astros @ New York Mets Shea Stadium, Flushing, NY Wed Jul 19 1978, 7:05 PM EDT Att: 13,539 - Unknown			
Tim Lincecum, R (1, 6) OBP: 0.259, SLG: 0.281	2B 1B		K		K		1-3			4	1	1	0	0	2	2				
Bruce Boicard, L (1, 9) OBP: 0.319, SLG: 0.340	F7		F6		K			4-3		4	0	0	0	0	1	2				
Willie Montanez, L (1, 3) OBP: 0.323, SLG: 0.426	2B				F8			1B BB		3	0	1	2	1	0	0				
Lee Mazzilli, S (1, 8) OBP: 0.339, SLG: 0.414	G6-4-3 BB				F8 1B		E3 CS	F8		3	0	1	0	1	0	1				
Steve Henderson, R (1, 7) OBP: 0.322, SLG: 0.387	G6-4-3				F8 1B		K	1-3 1B		4	0	2	0	0	1	3				
Ron Hodges, L (1, 2) OBP: 0.309, SLG: 0.286			6-3		F8			1-3		4	0	1	0	0	0	4				
Doug Flynn, R (1, 4) OBP: 0.281, SLG: 0.283			F4-3					FC1-6 SH1-4		2	0	0	0	1	0	1				
Craig Swan, R (1, 1) OBP: 0.216, SLG: 0.194			G3		F2			SH1-4		2	0	0	0	0	0	3				
Inning Stats	R: 2 E: 0 K: 0 S: 4	H: 2 LOB: 1 BB: 2 P: 12	R: 0 E: 0 K: 0 S: 3	H: 0 LOB: 0 BB: 0 P: 3	R: 0 E: 0 K: 1 S: 5	H: 0 LOB: 0 BB: 0 P: 5	R: 0 E: 0 K: 0 S: 5	H: 2 LOB: 3 BB: 1 P: 9	R: 0 E: 0 K: 2 S: 7	H: 0 LOB: 0 BB: 0 P: 7	R: 0 E: 1 K: 1 S: 5	H: 1 LOB: 2 BB: 1 P: 8	R: 0 E: 0 K: 0 S: 4	H: 1 LOB: 2 BB: 1 P: 8	R: 0 E: 0 K: 0 S: 4	H: 1 LOB: 2 BB: 1 P: 8		1B: 5 2B: 1 3B: 0 HR: 0	SF: 0 SAC: 1 DP: 1 HBP: 0	WP: 0 PB: 0 SB: 0 CS: 1
PITCHER Mark Lemongello, R (1, 1) ERA: 3.74	IP: 8.0 WLS: L BF: 34 H: 6 R: 2 ER: 2 SO: 4 BB: 3 IBB: 2 HBP: 0 BLK: 0 WP: 0 HR: 0 S: 37 P: 57 ERA: 2.25 WHIP: 1.125															PITCHER				

AB	28
R	2
H	6
RBI	2
BB	5
SO	4
LOB	16



Batter	1	2	3	4	5	6	7	8	9	AB	R	H	RBI	BB	SO	LOB	TOP			
Rafael Landestoy, S OBP: 0.329, SLG: 0.318										4	0	3	2	1	0	0	Houston Astros @ New York Mets Shea Stadium, Flushing, NY Thu Jul 20 1978, 3:33 AM EDT Unknown			
Terry Puhl, L OBP: 0.334, SLG: 0.386										5	1	1	0	0	1	3				
Enos Cabell, R OBP: 0.314, SLG: 0.375										4	0	1	0	0	0	2				
Jose Cruz, L OBP: 0.339, SLG: 0.409										4	1	1	2	0	0	2				
Bob Watson, R OBP: 0.355, SLG: 0.457										4	0	1	0	0	0	2				
Art Howe, R OBP: 0.350, SLG: 0.435										4	0	0	0	0	0	1				
Dave Bergman, L OBP: 0.407, SLG: 0.268										4	1	4	0	0	0	0				
Luis Pujols, R OBP: 0.215, SLG: 0.239										2	1	0	0	0	0	2				
Wilbur Howard, S OBP: 0.301, SLG: 0.342										1	0	0	0	0	0	1				
Floyd Bannister, L OBP: 0.167, SLG: 0.174										0	0	0	0	0	0	0				
Oscar Zamora, R OBP: 0.214, SLG: 0.165										1	0	0	0	0	0	1				
Jimmy Sexton, R OBP: 0.214, SLG: 0.165										1	0	0	0	0	0	1				
Bo McLaughlin, R OBP: 0.303, SLG: 0.299										0	0	0	0	0	0	0				
Denny Walling, L OBP: 0.303, SLG: 0.299										1	0	0	0	0	1	1				
Inning Stats	R: 1 E: 0 K: 0 S: 5	H: 2 LOB: 1 BB: 0 P: 5	R: 2 E: 0 K: 0 S: 4	H: 2 LOB: 2 BB: 0 P: 5	R: 0 E: 0 K: 0 S: 4	H: 1 LOB: 1 BB: 0 P: 4	R: 0 E: 0 K: 0 S: 4	H: 1 LOB: 0 BB: 1 P: 6	R: 1 E: 0 K: 0 S: 5	H: 2 LOB: 1 BB: 0 P: 5	R: 0 E: 0 K: 1 S: 5	H: 0 LOB: 0 BB: 0 P: 5	R: 0 E: 0 K: 0 S: 4	H: 1 LOB: 1 BB: 0 P: 4	R: 0 E: 0 K: 2 S: 9	H: 2 LOB: 2 BB: 0 P: 9		1B: 8 2B: 1 3B: 1 HR: 1	SF: 0 SAC: 1 DP: 1 HBP: 1	WP: 1 PB: 0 SB: 0 CS: 1
PITCHER	IP WLS BF H R ER SO BB IBB HBP BLK WP HR S P ERA WHIP																			
Mike Bruhart, R ERA: 5.08	(1, 1) 6.0 W 26 8 4 4 0 1 0 1 0 1 1 24 29 6.00 1.500																			
Skip Lockwood, R ERA: 3.33	(7, 1) 3.0 S 12 3 0 0 3 0 0 0 0 0 0 18 18 0.00 1.000																			

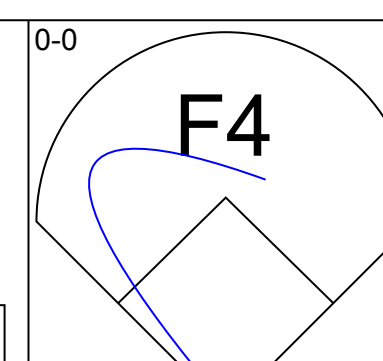
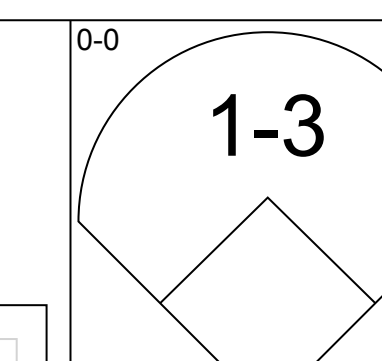
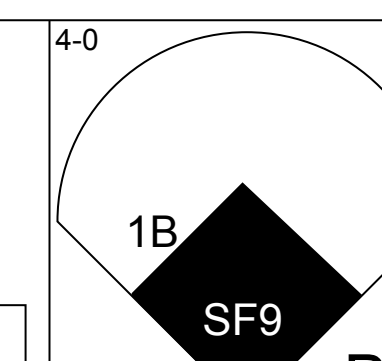
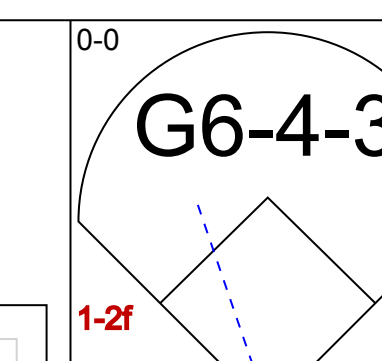
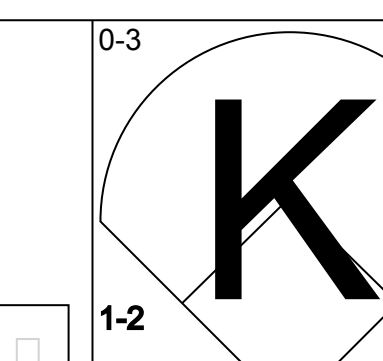
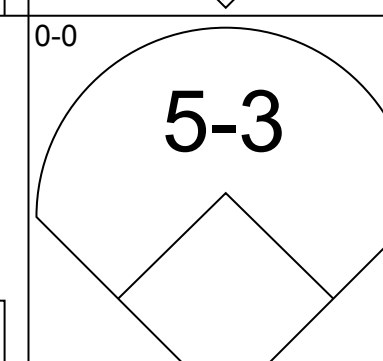
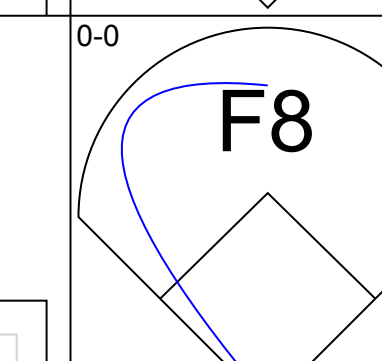
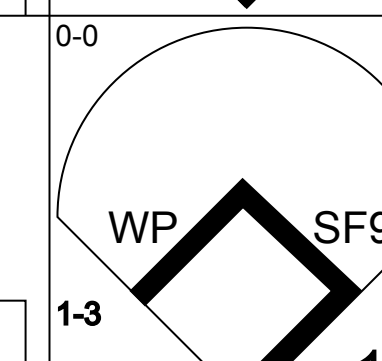
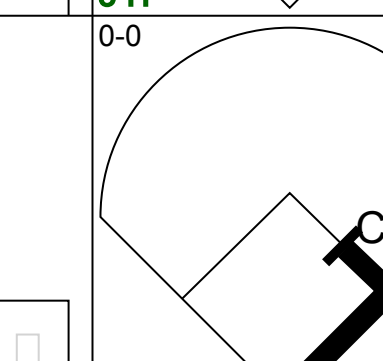
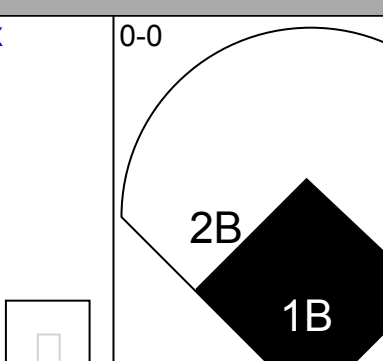
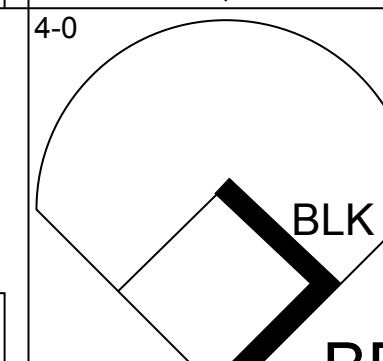
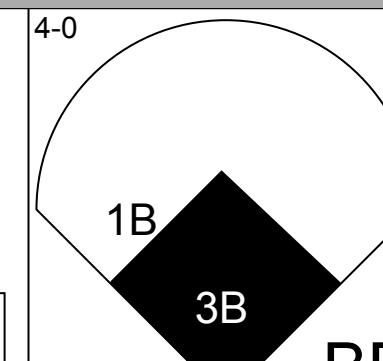
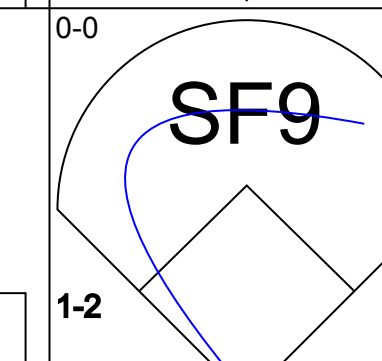
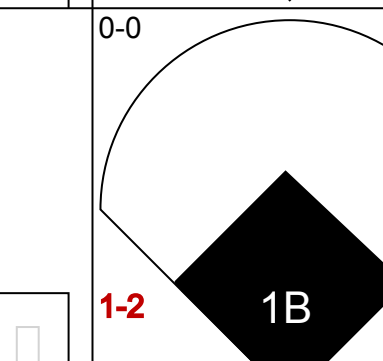
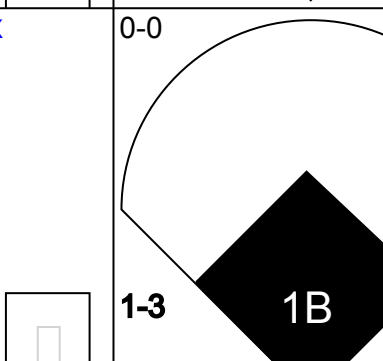
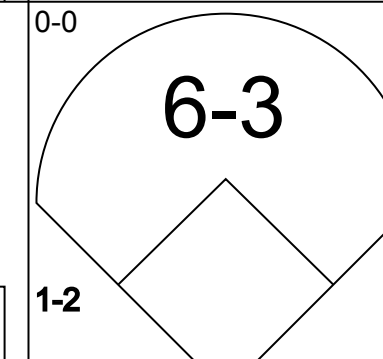
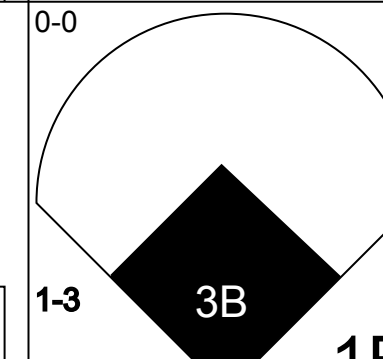
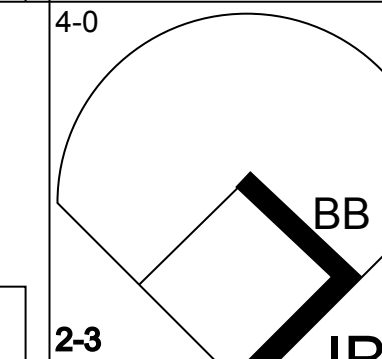
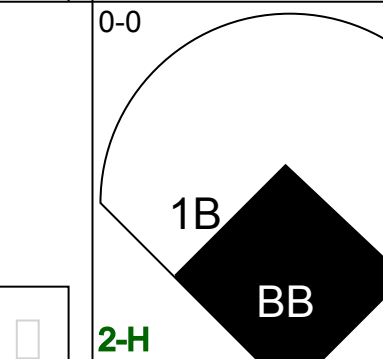
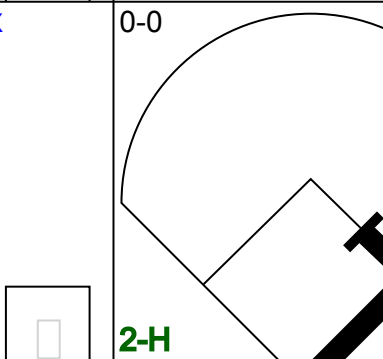
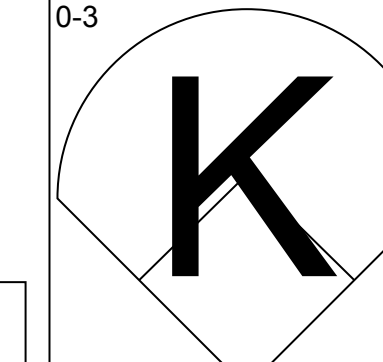
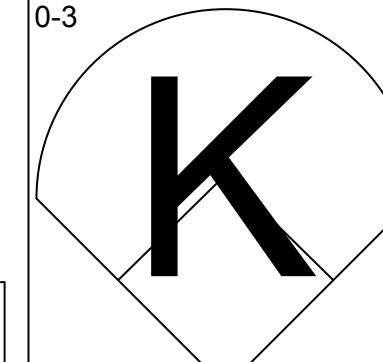
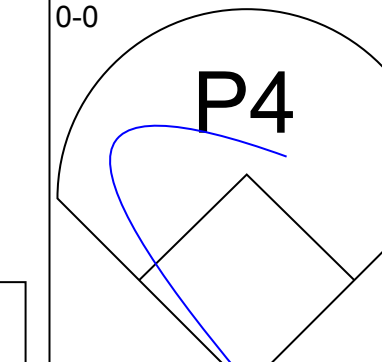

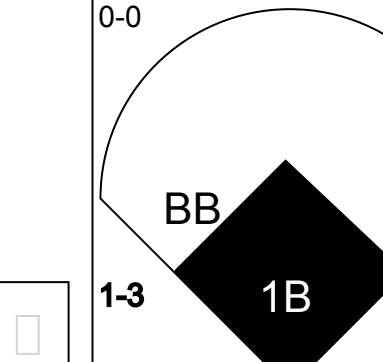
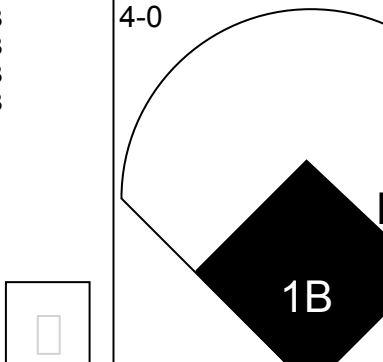
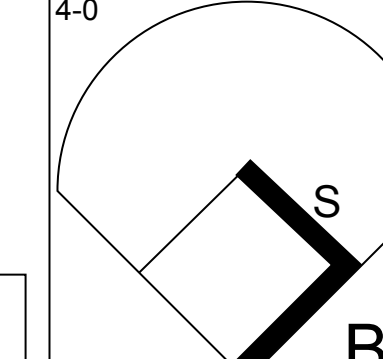
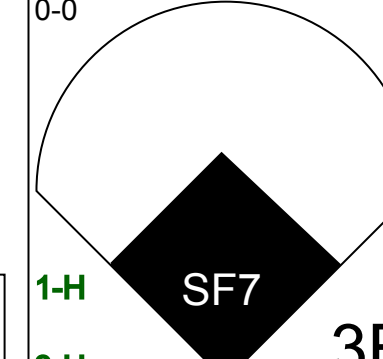
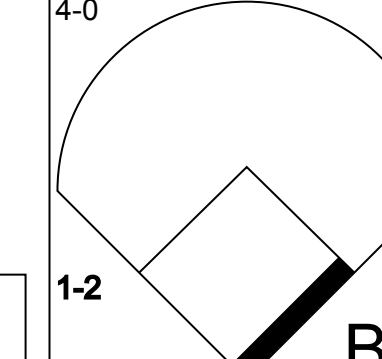
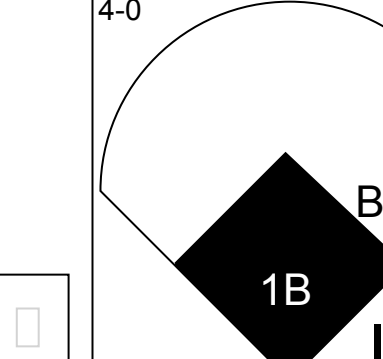
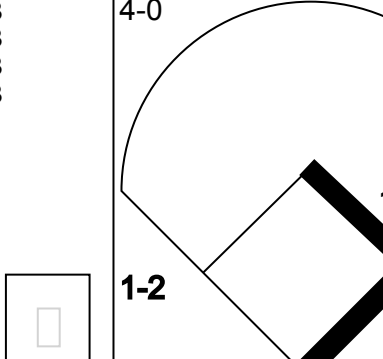
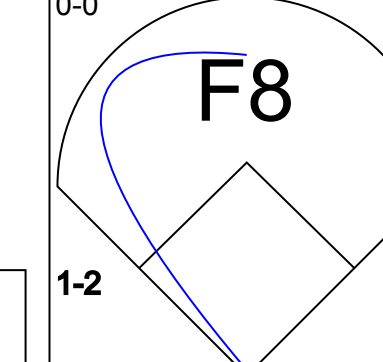
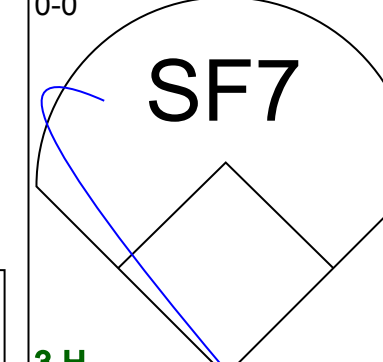
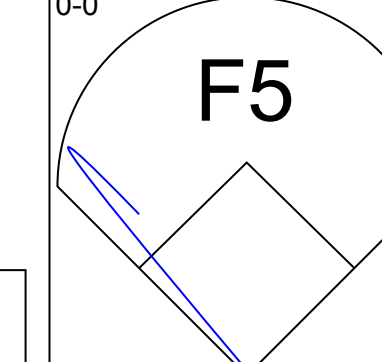

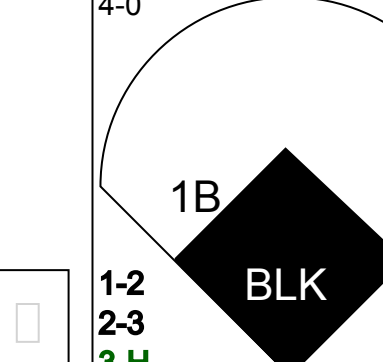
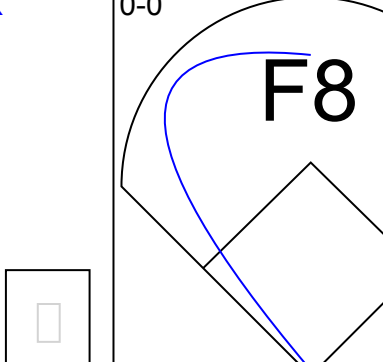
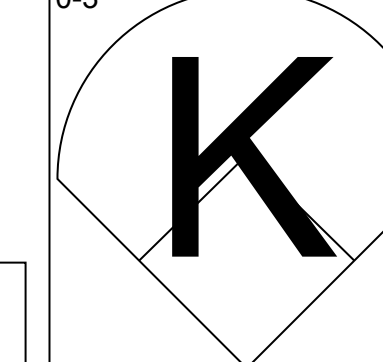
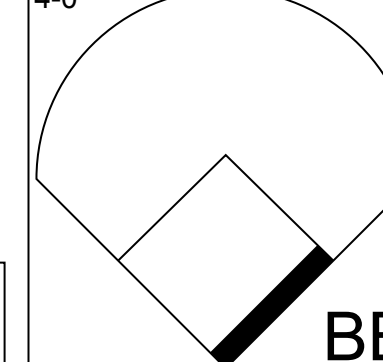
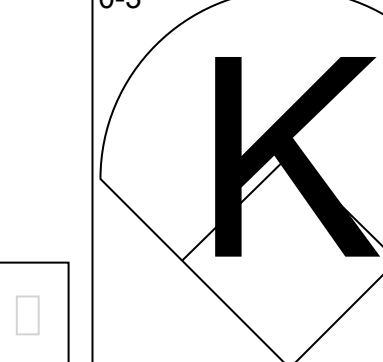
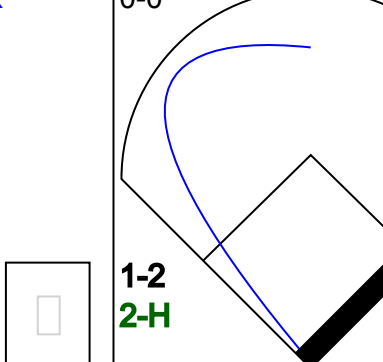

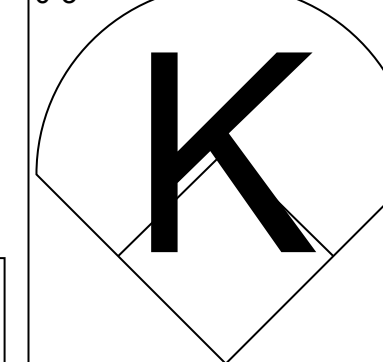
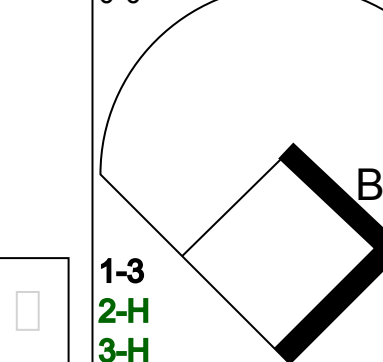
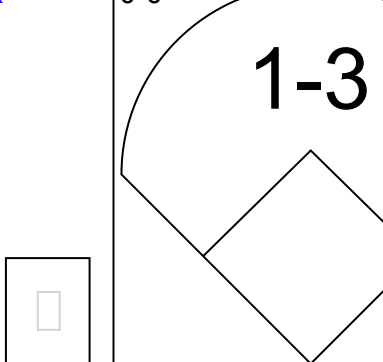
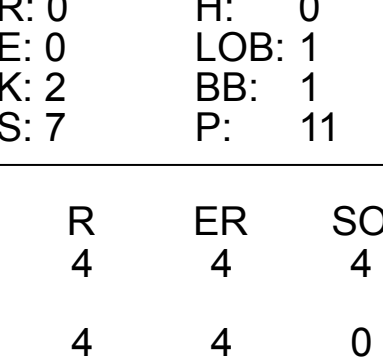
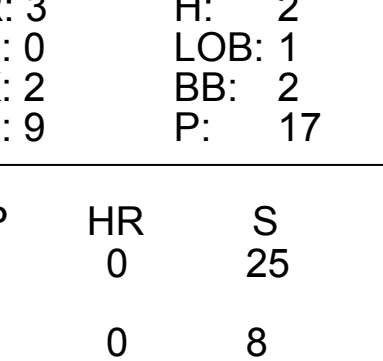
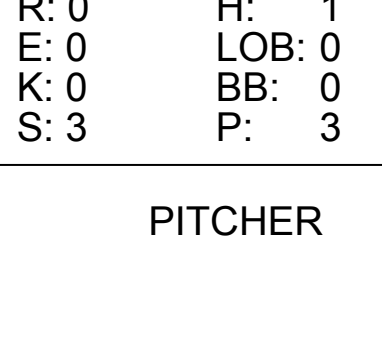
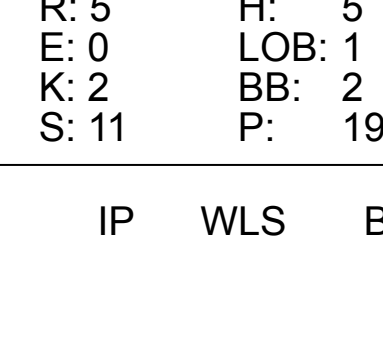






Batter	1	2	3	4	5	6	7	8	9	AB	R	H	RBI	BB	SO	LOB	BOTTOM		
Elliott Maddox, R OBP: 0.389, SLG: 0.368										3	1	1	0	2	0	1	Houston Astros @ New York Mets Shea Stadium, Flushing, NY Thu Jul 20 1978, 3:33 AM EDT Unknown		
Tim Foli, R OBP: 0.282, SLG: 0.289										4	1	2	1	0	0	1			
Steve Henderson, R OBP: 0.323, SLG: 0.392										3	2	1	0	1	0	2			
John Stearns, R OBP: 0.366, SLG: 0.429										4	1	2	4	0	0	0			
Willie Montanez, L OBP: 0.325, SLG: 0.434										3	1	1	2	1	0	0			
Tom Grieve, R OBP: 0.295, SLG: 0.347										3	0	1	0	0	1	2			
Joel Youngblood, R OBP: 0.283, SLG: 0.425										1	0	0	0	0	0	0			
Lenny Randle, S OBP: 0.348, SLG: 0.326										3	0	1	0	1	0	0			
Doug Flynn, R OBP: 0.281, SLG: 0.288										4	1	1	0	0	0	3			
Mike Bruhart, R OBP: 0.095, SLG: 0.095										2	0	0	0	0	0	1			
Bruce Boisclair, L OBP: 0.317, SLG: 0.338										1	0	0	0	0	0	0			
Skip Lockwood, R OBP: 0.222, SLG: 0.667										1	0	1	0	0	0	0			
Inning Stats	R: 3 E: 0 K: 0 S: 6	H: 3 LOB: 0 BB: 0 P: 6	R: 4 E: 0 K: 1 S: 8	H: 3 LOB: 3 BB: 3 P: 20	R: 0 E: 0 K: 0 S: 3	H: 0 LOB: 0 BB: 0 P: 3	R: 0 E: 0 K: 0 S: 3	H: 1 LOB: 0 BB: 0 P: 3	R: 0 E: 0 K: 0 S: 3	H: 1 LOB: 2 BB: 1 P: 7	R: 0 E: 0 K: 0 S: 3	H: 0 LOB: 0 BB: 0 P: 3	R: 0 E: 0 K: 0 S: 3	H: 1 LOB: 1 BB: 1 P: 7	1B: 4 2B: 5 3B: 2 HR: 1	SF: 0 SAC: 0 DP: 2 HBP: 0		WP: 0 PB: 0 SB: 1 CS: 1	PA: 37
PITCHER	IP WLS BF H R ER SO BB IBB HBP BLK WP HR S P ERA WHIP																		
Floyd Bannister, L ERA: 4.34	(1, 1) 1.2 L 14 4 0 0 1 1 0 0 0 0 0 11 23 37.80 5.400																		
Oscar Zamora, R ERA: 7.43	(2, 1) 4.1 16 4 0 0 1 1 0 0 0 0 0 17 21 0.00 1.154																		
Bo McLaughlin, R ERA: 3.15	(7, 1) 2.0 7 1 0 0 0 1 0 0 0 0 0 6 10 0.00 1.000																		

Batter	1	2	3	4	5	6	7	8	9	AB	R	H	RBI	BB	SO	LOB	TOP			
Jerry Royster, R (1, 6) OBP: 0.353, SLG: 0.349										5	0	0	0	0	1	5				
Rowland Office, L (1, 8) OBP: 0.306, SLG: 0.392										4	1	2	0	0	0	0				
Gary Matthews, R (1, 9) OBP: 0.387, SLG: 0.485										3	1	0	0	1	1	1				
Jeff Burroughs, R (1, 7) OBP: 0.455, SLG: 0.553										4	1	1	0	0	0	0				
Bob Horner, R (1, 5) OBP: 0.306, SLG: 0.450										3	0	1	1	1	0	0				
Dale Murphy, R (1, 3) OBP: 0.303, SLG: 0.410										4	0	0	0	0	2	5				
Biff Pocoroba, S (1, 2) OBP: 0.319, SLG: 0.327										3	0	1	1	0	0	0				
Glenn Hubbard, R (1, 4) OBP: 0.303, SLG: 0.267										4	0	1	1	0	0	1				
Preston Hanna, R (1, 1) OBP: 0.205, SLG: 0.316										2	0	1	0	0	1	1				
Craig Skok, R (5, 1) OBP: 0.200, SLG: 0.400										1	0	0	0	0	1	1				
Dave Campbell, R (7, 1) OBP: 0.339, SLG: 0.263										0	0	0	0	0	0	0				
Bob Beall, S (9, PH)										0	0	0	0	1	0	0				
Inning Stats	R: 0 E: 0 K: 1 S: 5	H: 0 LOB: 0 BB: 0 P: 5	R: 0 E: 0 K: 0 S: 3	H: 0 LOB: 0 BB: 0 P: 3	R: 0 E: 0 K: 1 S: 6	H: 1 LOB: 1 BB: 0 P: 6	R: 3 E: 0 K: 1 S: 9	H: 4 LOB: 3 BB: 2 P: 17	R: 0 E: 1 K: 1 S: 7	H: 0 LOB: 0 BB: 0 P: 5	R: 0 E: 0 K: 1 S: 5	H: 0 LOB: 0 BB: 0 P: 5	R: 0 E: 0 K: 0 S: 3	H: 0 LOB: 0 BB: 0 P: 3	R: 0 E: 0 K: 0 S: 3	H: 0 LOB: 1 BB: 1 P: 7	1B: 7 2B: 0 3B: 0 HR: 0	SF: 1 SAC: 0 DP: 1 HBP: 0	WP: 0 PB: 0 SB: 1 CS: 0	PA: 37
PITCHER Nino Espinosa, R (1, 1) ERA: 4.06	IP: 9.0 WLS: W BF: 37 H: 7 R: 3 ER: 3 SO: 6 BB: 3 IBB: 0 HBP: 0 BLK: 0 WP: 0 HR: 0 S: 46 P: 58 ERA: 3.00 WHIP: 1.111															PITCHER				

Atlanta Braves @ New York Mets
Shea Stadium, Flushing, NY
Fri Jul 21, 1978, 7:05 PM EDT
Att: 10,636 - Unknown

AB 33
R 3
H 7
RBI 3
BB 3
SO 6
LOB 14





Batter	1	2	3	4	5	6	7	8	9	AB	R	H	RBI	BB	SO	LOB	BOTTOM			
Lenny Randle, S (1, 5) OBP: 0.343, SLG: 0.322										4	1	0	0	1	1	2				
Tim Loh, R (1, 6) OBP: 0.270, SLG: 0.296										5	1	3	0	0	0	0				
Steve Henderson, R (1, 7) OBP: 0.330, SLG: 0.404										2	3	2	1	2	0	0				
Willie Montanez, L (1, 3) OBP: 0.331, SLG: 0.435										4	2	3	3	1	0	1				
John Stearns, R (1, 2) OBP: 0.367, SLG: 0.426										4	2	1	0	1	2	4				
Lee Mazzilli, S (1, 8) OBP: 0.346, SLG: 0.421										1	2	1	2	4	0	0				
Bruce Boisclair, L (1, 9) OBP: 0.328, SLG: 0.344										1	0	0	1	0	0	1				
Ed Kranepool, L (7, PH) OBP: 0.328, SLG: 0.362										0	1	0	1	1	0	0				
Elliott Maddox, R (8, 9) OBP: 0.388, SLG: 0.367										1	0	0	0	0	2					
Doug Flynn, R (1, 4) OBP: 0.284, SLG: 0.290										4	0	1	1	1	2	4				
Nino Espinosa, R (1, 1) OBP: 0.191, SLG: 0.255										5	0	2	2	0	1	3				
Inning Stats	R: 0 E: 0 K: 0 S: 3	H: 0 LOB: 1 BB: 1 P: 7	R: 0 E: 0 K: 2 S: 7	H: 0 LOB: 1 BB: 1 P: 11	R: 0 E: 0 K: 0 S: 3	H: 0 LOB: 0 BB: 0 P: 3	R: 3 E: 0 K: 2 S: 9	H: 2 LOB: 1 BB: 2 P: 17	R: 1 E: 0 K: 0 S: 4	H: 1 LOB: 3 BB: 3 P: 16	R: 0 E: 0 K: 0 S: 3	H: 1 LOB: 0 BB: 0 P: 3	R: 5 E: 0 K: 2 S: 11	H: 5 LOB: 1 BB: 2 P: 19	R: 3 E: 0 K: 0 S: 6	H: 4 LOB: 2 BB: 2 P: 14	1B: 10 2B: 2 3B: 1 HR: 0	SF: 2 SAC: 0 DP: 1 HBP: 0	WP: 1 PB: 0 SB: 1 CS: 1	PA: 45
PITCHER Preston Hanna, R (1, 1) ERA: 4.63	IP: 4.2 WLS: L BF: 24 H: 3 R: 4 ER: 4 SO: 4 BB: 6 IBB: 1 HBP: 0 BLK: 1 WP: 1 HR: 0 S: 25 P: 53 ERA: 7.71 WHIP: 1.929															PITCHER				
Craig Skok, L (5, 1) ERA: 2.57	1.2 9 5 4 4 0 0 1 0 0 0 0 8 12 21.60 3.000																			
Dave Campbell, R (7, 1) ERA: 4.94	1.2 12 5 4 4 2 3 0 0 1 0 0 13 25 21.60 4.800																			

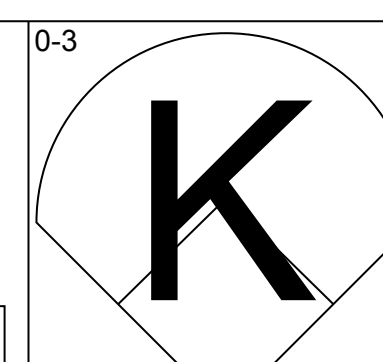
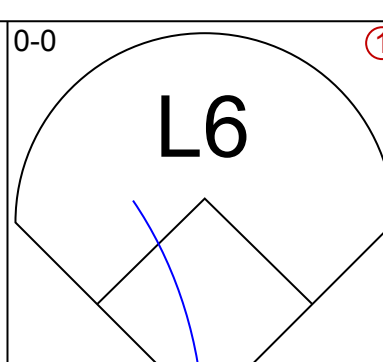
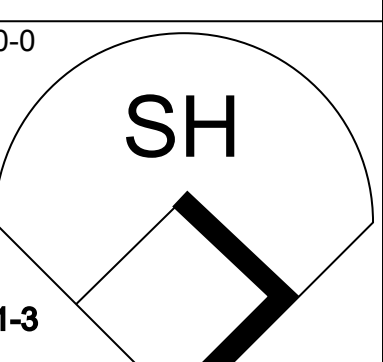
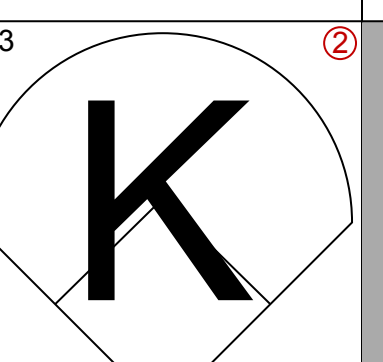
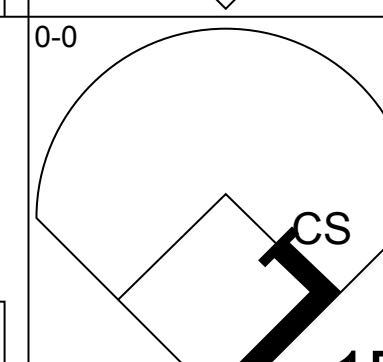
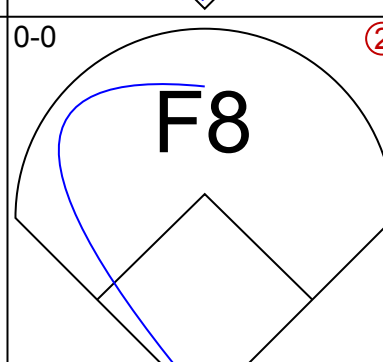
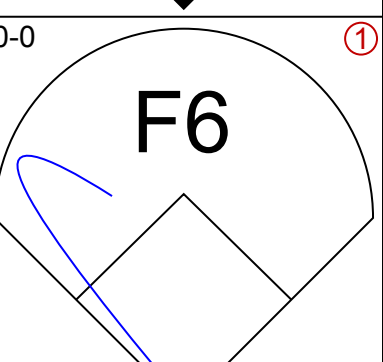
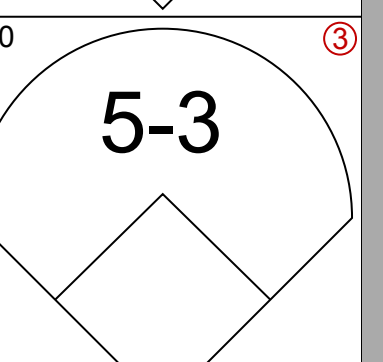
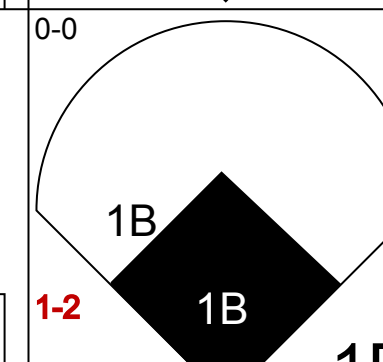
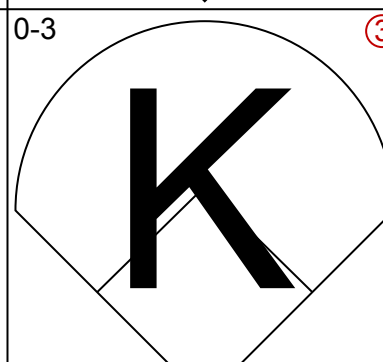
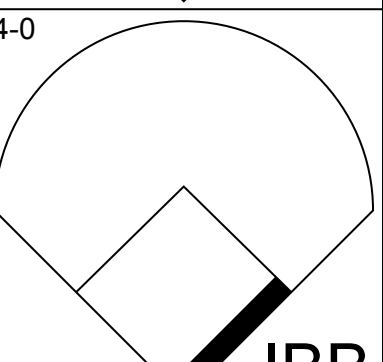

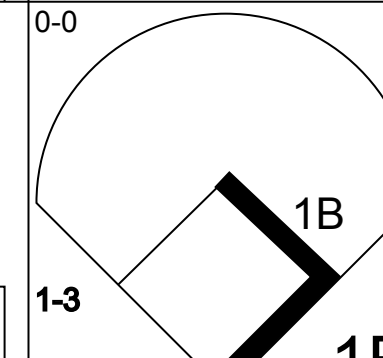
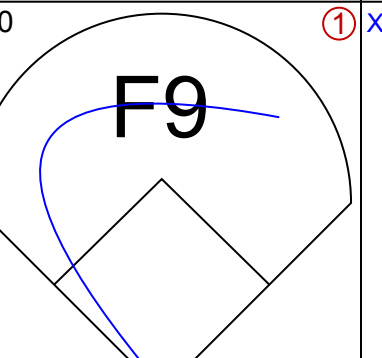
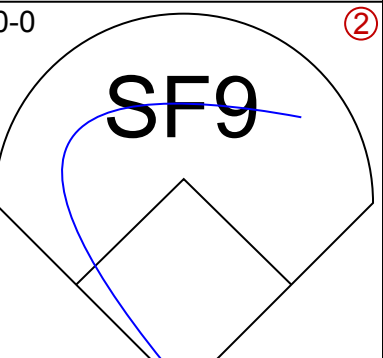

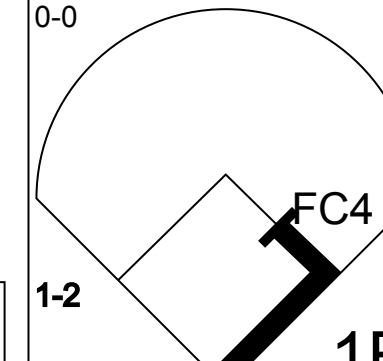
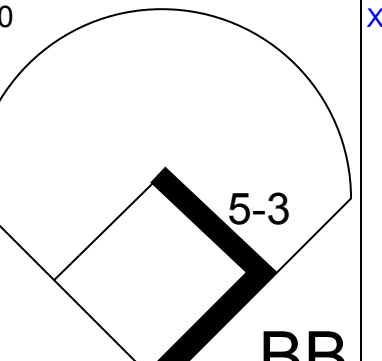
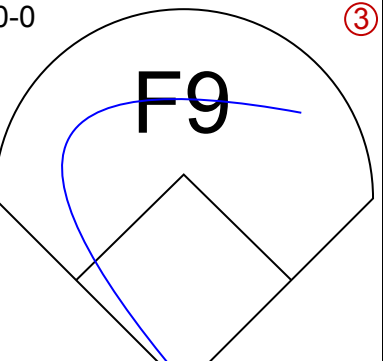

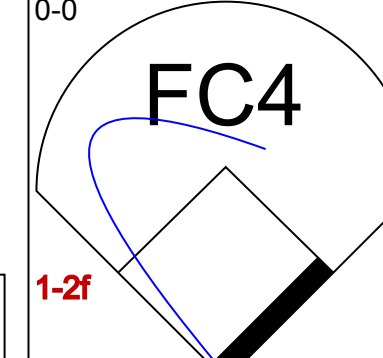
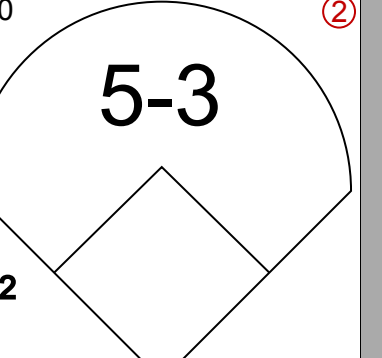
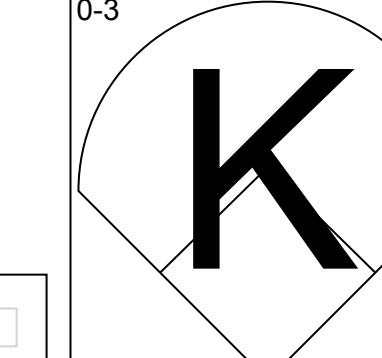





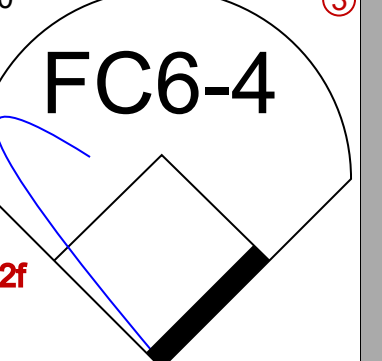
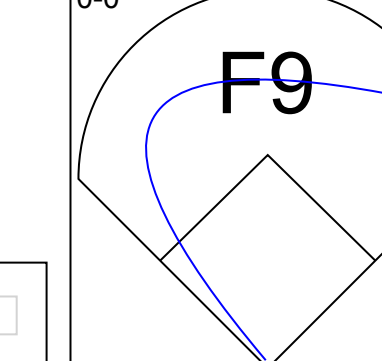


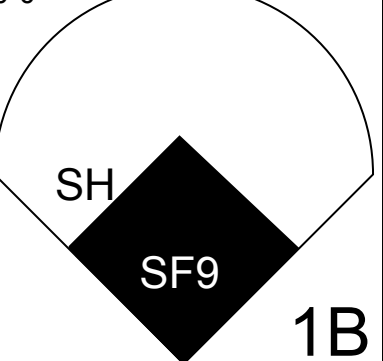
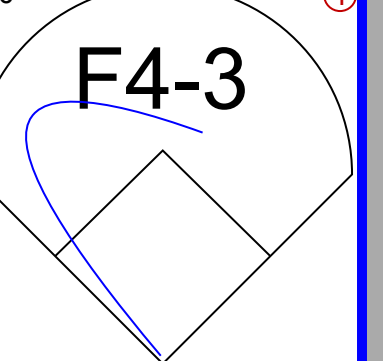
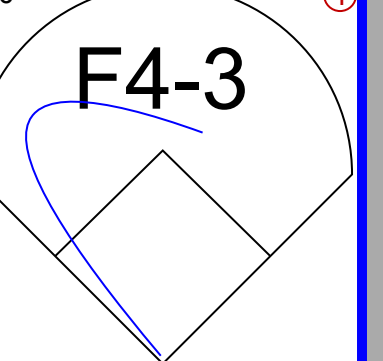
Atlanta Braves @ New York Mets
Shea Stadium, Flushing, NY
Fri Jul 21, 1978, 7:05 PM EDT
Att: 10,636 - Unknown

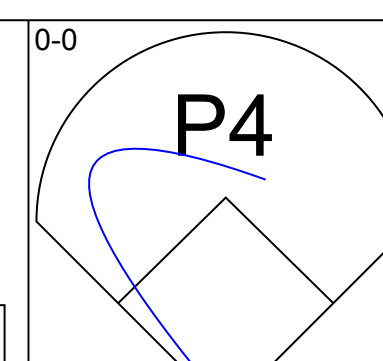
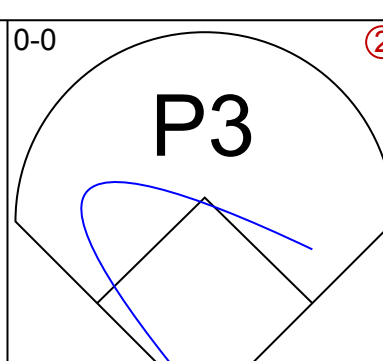
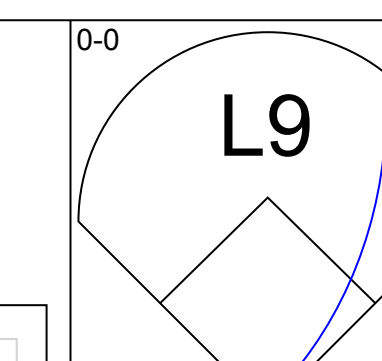

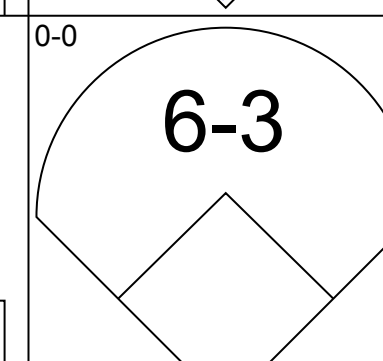
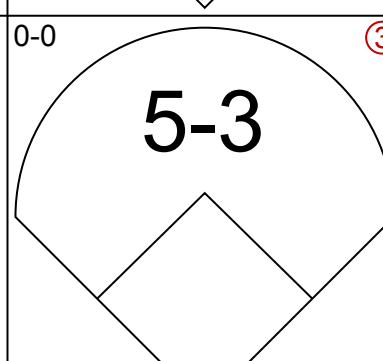
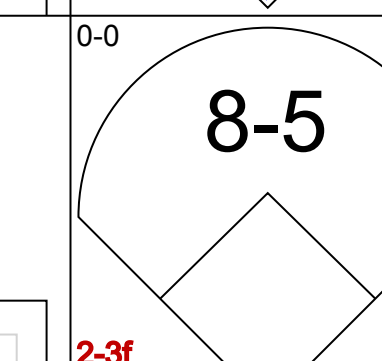

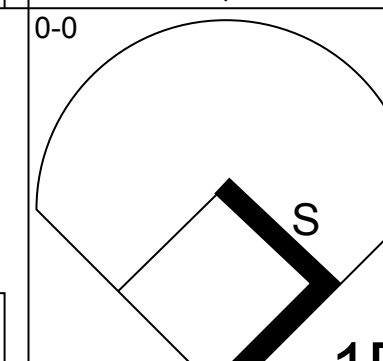
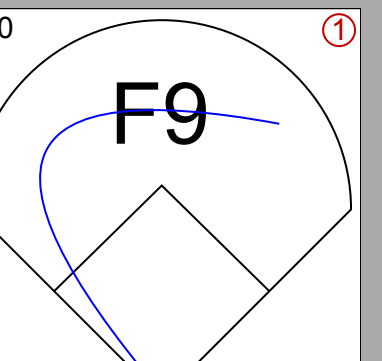

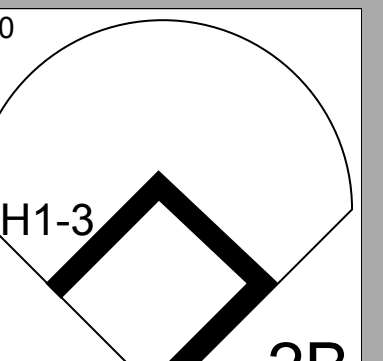
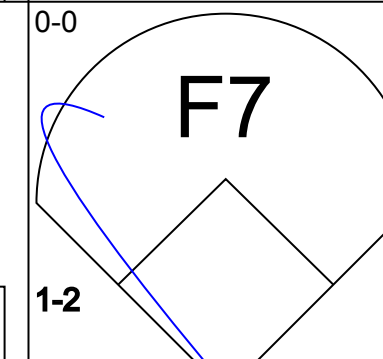
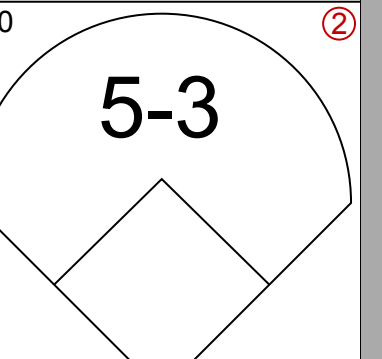

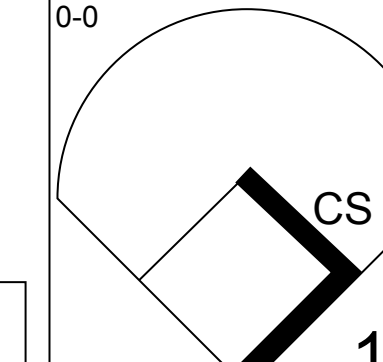
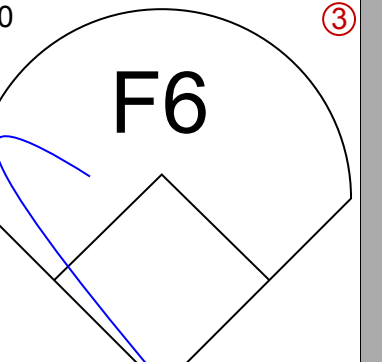


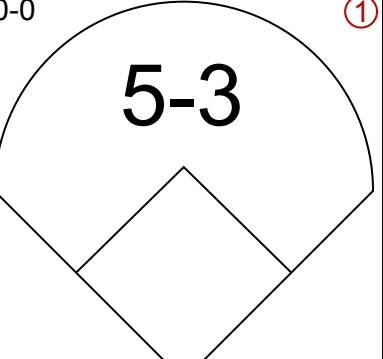


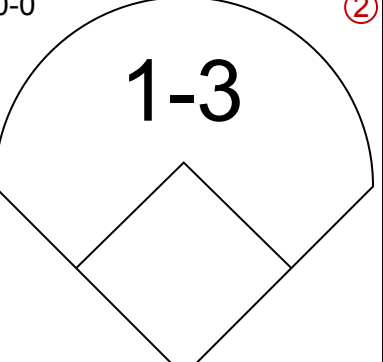


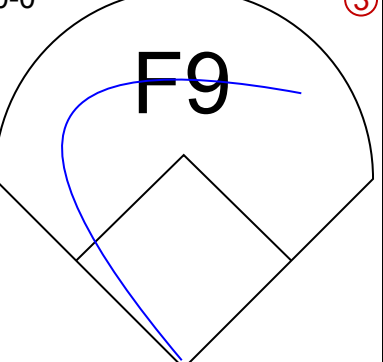

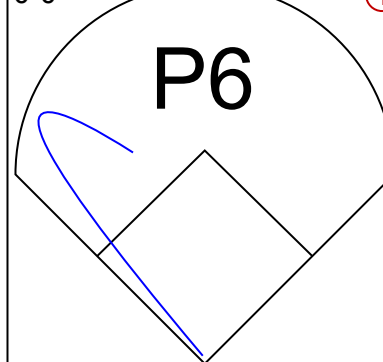
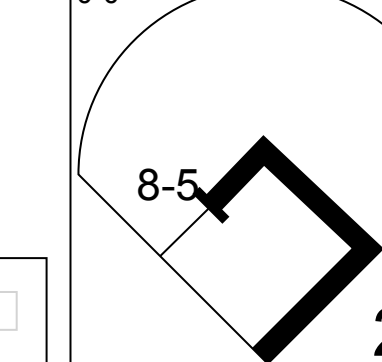

AB 32
R 12
H 13
RBI 11
BB 11
SO 6
LOB 20



Batter	1	2	3	4	5	6	7	8	9	AB	R	H	RBI	BB	SO	LOB	TOP
Jerry Royster, R (1, 6) OBP: 0.352, SLG: 0.348	0-0 6-3		0-0 1B		0-0 1-3			0-0 L7		4	0	1	0	0	0	0	<p>Atlanta Braves @ New York Mets Shea Stadium, Flushing, NY</p> <p>Sat Jul 22 1978, 7:05 PM EDT Att: 12,277 - Unknown</p> <p>livebaseballscores.com</p> <p>AB 33 R 0 H 8 RBI 0 BB 1 SO 2 LOB 14</p> 
Rowland Office, L (1, 8) OBP: 0.309, SLG: 0.391	1-0 FC5-4 HBP		0-3 K			0-0 G3		0-0 1B		3	0	1	0	0	1	1	
Gary Matthews, R (1, 9) OBP: 0.389, SLG: 0.486	0-0 FC5-4 BB 1-2		0-0 F6-4-3 1B			0-0 L5		0-0 FC5-4 1B		4	0	2	0	0	0	1	
Jeff Burroughs, R (1, 7) OBP: 0.453, SLG: 0.548	4-0 1-2 BB		0-0 F6-4-3 1-2			0-0 5-3		0-0 FC5-4 1-2		3	0	0	0	1	0	4	
Bob Horner, R (1, 5) OBP: 0.304, SLG: 0.444	0-0 F7			0-0 F7			0-0 5-3		0-0 1B	4	0	1	0	0	0	2	
Dale Murphy, R (1, 3) OBP: 0.502, SLG: 0.408		0-0 F4-6-3 1B		0-0 5-3			0-0 F9		0-0 L7	4	0	1	0	0	0	1	
Biff Pocoroba, S (1, 2) OBP: 0.318, SLG: 0.325		0-0 F4-6-3 1-2		0-0 F4-3			0-0 1B		0-0 F7	4	0	1	0	0	0	2	
Rod Gilbreath, R (1, 4) OBP: 0.299, SLG: 0.332		0-0 FC6-4 1B			0-0 5-3		0-0 F9		0-0 F9	4	0	1	0	0	0	2	
Phil Niekro, R (1, 1) OBP: 0.243, SLG: 0.254		0-0 FC6-4			0-0 5-3			0-3 K		2	0	0	0	0	0	1	
Bob Beall, S (8, PH) OBP: 0.336, SLG: 0.260		1-2 FC6-4								1	0	0	0	0	1	0	
Gene Garber, R (8, 1)										0	0	0	0	0	0	0	
Inning Stats	R: 0 E: 0 K: 0 S: 3	H: 0 LOB: 2 BB: 1 P: 8	R: 0 E: 0 K: 0 S: 4	H: 2 LOB: 1 BB: 0 P: 4	R: 0 E: 0 K: 1 S: 6	H: 2 LOB: 1 BB: 0 P: 6	R: 0 E: 0 K: 0 S: 3	H: 0 LOB: 0 BB: 0 P: 3	R: 0 E: 0 K: 0 S: 3	H: 1 LOB: 1 BB: 0 P: 4	R: 0 E: 0 K: 0 S: 4	H: 2 LOB: 2 BB: 0 P: 7	R: 0 E: 0 K: 0 S: 4	H: 1 LOB: 1 BB: 0 P: 4	1B: 8 2B: 0 3B: 0 HR: 0	SF: 0 SAC: 0 DP: 2 HBP: 1	WP: 0 PA: 35 CS: 0
PITCHER	IP WLS BF H R ER SO BB IBB HBP BLK WP HR S P ERA WHIP																
Tom Hausman, R (1, 1) ERA: 4.58	8.0 W 32 8 0 0 2 1 0 0 1 0 0 0 34 39 0.00 1.125																
Skip Lockwood, R (9, 1) ERA: 3.28	1.0 S 3 0 0 0 0 0 0 0 0 0 0 0 3 3 0.00 0.000																

Batter	1	2	3	4	5	6	7	8	9	AB	R	H	RBI	BB	SO	LOB	BOTTOM
Bruce Boisclair, L (1, 9) OBP: 0.315, SLG: 0.342	0-0 S 1B	0-0 G3			0-0 F9		0-3 K			4	0	1	0	0	1	3	<p>Atlanta Braves @ New York Mets Shea Stadium, Flushing, NY</p> <p>Sat Jul 22 1978, 7:05 PM EDT Att: 12,277 - Unknown</p> <p>livebaseballscores.com</p> <p>AB 30 R 2 H 6 RBI 2 BB 1 SO 5 LOB 10</p> 
Tim Foli, R (1, 6) OBP: 0.286, SLG: 0.292	0-3 K 1-2		0-0 1-3		0-0 5-3			0-0 F7		4	0	0	0	0	1	2	
Steve Henderson, R (1, 7) OBP: 0.327, SLG: 0.399	0-0 F3		0-0 F8			0-0 5-3		0-0 6-3		4	0	0	0	0	0	1	
Willie Montanez, L (1, 3) OBP: 0.328, SLG: 0.431	0-0 F9		0-0 F5			0-0 F8		0-3 K		4	0	0	0	0	1	1	
John Stearns, R (1, 2) OBP: 0.366, SLG: 0.436		0-3 K		0-0 F6		0-0 HR				3	1	1	1	0	1	0	
Joel Youngblood, R (1, 8) OBP: 0.297, SLG: 0.450		0-0 1B 2B		0-0 F8		0-0 S 1B				3	1	2	0	0	0	0	
Bobby Valentine, R (1, 5) OBP: 0.348, SLG: 0.327		4-0 FC1-5 1B BB		0-0 5-3		0-0 6-3		1-2		2	0	0	0	1	0	1	
Doug Flynn, R (1, 4) OBP: 0.285, SLG: 0.291		0-0 FC1-5 1-2 2H 1B			0-0 F6-3		0-3 K			3	0	1	1	0	1	0	
Tom Hausman, R (1, 1) OBP: 0.600, SLG: 0.750		0-0 FC1-5			0-0 2B					3	0	1	0	0	0	2	
Skip Lockwood, R (9, 1) OBP: 0.222, SLG: 0.667		1-2 2-3						0-0 P6		0	0	0	0	0	0	0	
Inning Stats	R: 0 E: 0 K: 1 S: 6	H: 1 LOB: 1 BB: 0 P: 6	R: 1 E: 0 K: 1 S: 7	H: 2 LOB: 2 BB: 1 P: 11	R: 0 E: 0 K: 0 S: 3	H: 0 LOB: 0 BB: 0 P: 3	R: 0 E: 0 K: 0 S: 3	H: 0 LOB: 0 BB: 0 P: 3	R: 0 E: 0 K: 2 S: 7	H: 2 LOB: 1 BB: 0 P: 5	R: 0 E: 0 K: 2 S: 7	H: 0 LOB: 0 BB: 0 P: 7	R: 0 E: 0 K: 1 S: 5	H: 0 LOB: 0 BB: 0 P: 5	1B: 3 2B: 2 3B: 0 HR: 1	SF: 0 SAC: 0 DP: 0 HBP: 0	WP: 0 PA: 31 CS: 0
PITCHER	IP WLS BF H R ER SO BB IBB HBP BLK WP HR S P ERA WHIP																
Phil Niekro, R (1, 1) ERA: 3.0	7.0 L 28 6 2 2 4 1 0 0 0 0 0 1 35 39 2.57 1.000																
Gene Garber, R (8, 1) ERA: 1.77	1.0 3 0 0 0 1 0 0 0 0 0 0 0 5 5 0.00 0.000																

Batter	1	2	3	4	5	6	7	8	9	AB	R	H	RBI	BB	SO	LOB	TOP	
Jerry Royster, R OBP: 0.349, SLG: 0.345 (1, 6)										3	0	0	0	0	2	0	<p>Atlanta Braves @ New York Mets Shea Stadium, Flushing, NY Sun Jul 23 1978, 3:33 AM EDT Att: 10,684 - Unknown</p>	
Barry Bonnell, R OBP: 0.275, SLG: 0.276 (1, 8) (8, 7)										4	0	1	0	0	0	2		
Gary Matthews, R OBP: 0.394, SLG: 0.488 (1, 9)										3	2	2	0	1	1	0		
Cito Gaston, R OBP: 0.232, SLG: 0.228 Rowland Office, L OBP: 0.309, SLG: 0.391 (1, 7) (8, 8)										2	0	1	1	0	0	0		
Bob Horner, R OBP: 0.310, SLG: 0.441 (1, 5)										3	0	1	2	1	0	2		
Dale Murphy, R OBP: 0.295, SLG: 0.403 (1, 3)										4	0	0	0	0	2	3		
Biff Pocoroba, S OBP: 0.317, SLG: 0.322 (1, 2)										3	0	0	0	1	0	0		
Rod Gilbreath, R OBP: 0.294, SLG: 0.325 (1, 4)										4	0	0	0	0	1	2		
Larry McWilliams, L OBP: 0.250, SLG: 0.250 Gene Garber, R (7, 1) (1, 1)										3	1	1	0	0	0	0		
Inning Stats	R: 1 E: 0 K: 1 S: 8	H: 4 LOB: 2 BB: 0 P: 8	R: 0 E: 0 K: 1 S: 5	H: 0 LOB: 0 BB: 0 P: 5	R: 0 E: 0 K: 1 S: 5	H: 0 LOB: 0 BB: 2 P: 11	R: 1 E: 1 K: 0 S: 5	H: 1 LOB: 2 BB: 1 P: 9	R: 0 E: 0 K: 1 S: 5	H: 0 LOB: 0 BB: 0 P: 5	R: 0 E: 0 K: 1 S: 6	H: 1 LOB: 0 BB: 0 P: 6	R: 0 E: 0 K: 0 S: 3	H: 0 LOB: 0 BB: 0 P: 3	1B: 6 2B: 0 3B: 0 HR: 0	SF: 1 SAC: 2 DP: 0 HBP: 0		WP: 0 PA: 36 CS: 1
PITCHER	IP	WLS	BF	H	R	ER	SO	BB	IBB	HBP	BLK	WP	HR	S	P	ERA	WHIP	
Jerry Koosman, L ERA: 3.94 (1, 1)	8.0	L	33	6	3	2	6	2	1	0	0	0	0	42	54	2.25	1.000	
Dale Murray, R ERA: 4.35 (9, 1)	1.0	S	3	0	0	0	0	0	0	0	0	0	0	3	3	0.00	0.000	

Batter	1	2	3	4	5	6	7	8	9	AB	R	H	RBI	BB	SO	LOB	BOTTOM	
Elliott Maddox, R OBP: 0.393, SLG: 0.361 (1, 9) (8, 8)										4	0	0	0	0	0	1	<p>Atlanta Braves @ New York Mets Shea Stadium, Flushing, NY Sun Jul 23 1978, 3:33 AM EDT Att: 10,684 - Unknown</p>	
Tim Foli, R OBP: 0.284, SLG: 0.288 Lenny Randle, S OBP: 0.342, SLG: 0.321 (1, 6) (9, PH)										3	0	0	0	0	0	1		
Steve Henderson, R OBP: 0.329, SLG: 0.403 (1, 7)										4	0	2	0	0	0	0		
John Stearns, R OBP: 0.364, SLG: 0.433 (1, 2)										2	0	0	0	0	0	1		
Willie Montanez, L OBP: 0.328, SLG: 0.430 (1, 3)										3	0	1	0	0	0	1		
Joel Youngblood, R OBP: 0.292, SLG: 0.442 Bruce Boisclair, L OBP: 0.313, SLG: 0.340 (1, 8) (7, PH) (8, 9)										2	0	0	0	0	0	1		
Bobby Valentine, R OBP: 0.339, SLG: 0.317 (1, 5)										3	0	0	0	0	1	1		
Doug Flynn, R OBP: 0.282, SLG: 0.288 (1, 4)										3	0	0	0	0	0	1		
Jerry Koosman, R OBP: 0.109, SLG: 0.174 Lee Mazzilli, S OBP: 0.349, SLG: 0.420 Dale Murray, R (1, 1) (8, PH) (9, 1)										2	0	1	0	0	0	0		
Inning Stats	R: 0 E: 0 K: 0 S: 4	H: 1 LOB: 1 BB: 0 P: 4	R: 0 E: 0 K: 1 S: 6	H: 1 LOB: 1 BB: 0 P: 6	R: 0 E: 0 K: 0 S: 3	H: 0 LOB: 0 BB: 0 P: 3	R: 0 E: 0 K: 0 S: 3	H: 0 LOB: 0 BB: 0 P: 3	R: 0 E: 0 K: 0 S: 3	H: 1 LOB: 0 BB: 0 P: 3	R: 0 E: 0 K: 0 S: 4	H: 1 LOB: 1 BB: 0 P: 4	R: 0 E: 0 K: 1 S: 5	H: 0 LOB: 0 BB: 0 P: 5	R: 0 E: 0 K: 1 S: 5	1B: 2 2B: 3 3B: 0 HR: 0		SF: 0 SAC: 1 DP: 1 HBP: 0
PITCHER	IP	WLS	BF	H	R	ER	SO	BB	IBB	HBP	BLK	WP	HR	S	P	ERA	WHIP	
Larry McWilliams, L ERA: 1.7 (7, 1)	6.0	W	21	4	0	0	1	0	0	0	0	0	0	23	23	0.00	0.667	
Gene Garber, R ERA: 1.7 (7, 1)	3.0	S	9	0	0	0	2	0	0	0	0	0	0	13	13	0.00	0.000	

Batter	1	2	3	4	5	6	7	8	9	AB	R	H	RBI	BB	SO	LOB	TOP									
Pete Rose, S OBP: 0.358, SLG: 0.418 (1, 5)	F8		FC6-4		F8		1B 1B		HR 1B	5	2	2	0	0	0	3	Cincinnati Reds @ New York Mets Shea Stadium, Flushing, NY Mon Jul 24 1978, 7:05 PM EDT Att: 35,939 - Unknown									
Mike Lum, L OBP: 0.400, SLG: 0.566 (1, 9)	K		F5		F9		1B BB 1B		HR	5	1	2	2	0	1	3										
Joe Morgan, L OBP: 0.380, SLG: 0.426 (1, 4) Junior Kennedy, R OBP: 0.324, SLG: 0.218 (7, PR) (7, 4)	F4-3		L8				BB 1B SF9 1B		K	3	1	1	0	1	0	1										
George Foster, R OBP: 0.375, SLG: 0.554 (1, 7)		F8		K						5	0	3	1	0	1	0										
Dan Driessen, L OBP: 0.385, SLG: 0.469 (1, 3)		1B BB		7-3 BB			F7	G3-2-3	F8	3	1	0	0	2	0	6										
Ken Henderson, S OBP: 0.314, SLG: 0.416 (1, 8) Cesar Geronimo, L OBP: 0.337, SLG: 0.374 (9, 8)		1B		7-3					F9	4	0	1	0	1	1	2										
Dave Concepcion, R OBP: 0.346, SLG: 0.401 (1, 6)		F1-4-3 1B					F8 1B	SF9	K	3	0	2	2	0	1	0										
Vic Correll, R OBP: 0.243, SLG: 0.257 (1, 2)	F1-4-3								E6	4	0	1	0	0	0	4										
Paul Moskau, R OBP: 0.286, SLG: 0.208 (1, 1) Pedro Borbon, R OBP: 0.200, SLG: 0.200 (7, 1) Dave Tomlin, L OBP: 0.250, SLG: 0.250 (7, 1) Ken Griffey, L OBP: 0.339, SLG: 0.396 (8, PH) Manny Sarmiento, R OBP: 0.339, SLG: 0.396 (8, 1)			FC6-4 BB		K		6-3		F7	2	0	0	0	1	1	2										
Inning Stats	R: 0 E: 0 K: 1 S: 5	H: 0 LOB: 0 BB: 0 P: 5	R: 1 E: 0 K: 0 S: 4	H: 2 LOB: 1 BB: 1 P: 8	R: 0 E: 0 K: 0 S: 3	H: 0 LOB: 1 BB: 1 P: 7	R: 0 E: 0 K: 1 S: 4	H: 0 LOB: 0 BB: 1 P: 8	R: 0 E: 0 K: 1 S: 7	H: 2 LOB: 2 BB: 0 P: 7	R: 1 E: 0 K: 0 S: 5	H: 2 LOB: 0 BB: 1 P: 9	R: 1 E: 0 K: 0 S: 5	H: 3 LOB: 2 BB: 1 P: 9	R: 0 E: 1 K: 2 S: 8	H: 0 LOB: 1 BB: 0 P: 8		R: 2 E: 0 K: 1 S: 8	H: 3 LOB: 1 BB: 0 P: 8	1B: 11 2B: 1 3B: 0 HR: 1	SF: 1 SAC: 0 DP: 3 HBP: 0	WP: 0 PB: 0 SB: 0 CS: 0	PA: 42			
PITCHER	IP	WLS	BF	H	R	ER	SO	BB	IBB	HBP	BLK	WP	HR	S	P	ERA		WHIP	PITCHER							
Pat Zachry, R ERA: 3.33 (1, 1)	6.1		31	9	3	3	3	5	0	0	0	0	0	32	52	4.26		2.211								
Kevin Kobel, L ERA: 2.23 (7, 1)	0.2		1	0	0	0	0	0	0	0	0	0	0	1	1	0.00		0.000								
Skip Lockwood, R ERA: 3.43 (8, 1)	2.0	L	10	3	2	2	3	0	0	0	0	0	1	16	16	9.00		1.500								

AB	36
R	5
H	12
RBI	5
BB	5
SO	6
LOB	22



Batter	1	2	3	4	5	6	7	8	9	AB	R	H	RBI	BB	SO	LOB	BOTTOM										
Elliott Maddox, R OBP: 0.383, SLG: 0.359 (1, 9)	BLK BB		6-3		F8		3B 1B		6-3	4	1	1	0	1	0	0	Cincinnati Reds @ New York Mets Shea Stadium, Flushing, NY Mon Jul 24 1978, 7:05 PM EDT Att: 35,939 - Unknown										
Tim Lincecum, R OBP: 0.287, SLG: 0.303 (1, 6)	F3		5-3				2B			4	0	2	1	0	0	1											
Steve Henderson, R OBP: 0.328, SLG: 0.409 (1, 7)	5-3		HR				K		4-3	4	1	1	1	0	1	3											
Willie Montanez, L OBP: 0.332, SLG: 0.429 (1, 3)			S BB				S BB		4-3	1	0	0	0	3	0	1											
John Stearns, R OBP: 0.360, SLG: 0.427 (1, 2)	F8		6-3				K		6-3	4	0	0	0	0	1	4											
Lee Mazzilli, S OBP: 0.350, SLG: 0.427 (1, 8)		HR			K		BB		4-3	3	1	1	1	1	1	0											
Lenny Randle, S OBP: 0.338, SLG: 0.317 (1, 5)		F9			K		L8		G3	4	0	0	0	0	1	2											
Doug Flynn, R OBP: 0.280, SLG: 0.286 (1, 4) Ron Hodges, L OBP: 0.322, SLG: 0.303 (9, PH)		F6-3		F1-3			F6-3		F7	3	0	0	0	0	0	2											
Pat Zachry, R OBP: 0.149, SLG: 0.070 (1, 1) Kevin Kobel, R OBP: 0.300, SLG: 0.222 (7, 1) Bruce Boiesclair, L OBP: 0.311, SLG: 0.338 (7, PH) Skip Lockwood, R OBP: 0.222, SLG: 0.667 (8, 1) Ed Kravencool, L OBP: 0.324, SLG: 0.356 (9, PH)		1-3					6-3		P8	2	0	0	0	0	0	0											
Inning Stats	R: 0 E: 0 K: 0 S: 3	H: 0 LOB: 2 BB: 2 P: 11	R: 1 E: 0 K: 0 S: 4	H: 1 LOB: 0 BB: 0 P: 4	R: 1 E: 0 K: 0 S: 4	H: 1 LOB: 1 BB: 1 P: 8	R: 0 E: 0 K: 2 S: 7	H: 0 LOB: 0 BB: 0 P: 7	R: 0 E: 0 K: 1 S: 6	H: 1 LOB: 1 BB: 0 P: 6	R: 0 E: 0 K: 1 S: 5	H: 0 LOB: 2 BB: 2 P: 13	R: 1 E: 0 K: 0 S: 5	H: 2 LOB: 1 BB: 0 P: 5	R: 0 E: 0 K: 0 S: 3	H: 0 LOB: 0 BB: 0 P: 3		R: 0 E: 0 K: 0 S: 3	H: 0 LOB: 0 BB: 0 P: 3	1B: 1 2B: 1 3B: 1 HR: 2	SF: 0 SAC: 0 DP: 0 HBP: 0	WP: 0 PB: 0 SB: 2 CS: 0	PA: 37				
PITCHER	IP	WLS	BF	H	R	ER	SO	BB	IBB	HBP	BLK	WP	HR	S	P	ERA		WHIP	PITCHER								
Paul Moskau, R ERA: 4.66 (1, 1)	6.1		28	4	3	3	4	4	1	0	1	0	0	2	31	51		4.26	1.263								
Pedro Borbon, R ERA: 3.04 (7, 1)	0.1		2	1	0	0	0	0	0	0	0	0	0	2	2	0.00		3.000									
Dave Tomlin, L ERA: 3.5 (7, 1)	0.1		1	0	0	0	0	0	0	0	0	0	0	1	1	0.00		0.000									
Manny Sarmiento, R ERA: 2.75 (8, 1)	2.0	W	6	0	0	0	0	0	0	0	0	0	0	6	6	0.00		0.000									

AB	32
R	3
H	5
RBI	3
BB	5
SO	4
LOB	13



Batter	1	2	3	4	5	6	7	8	9	AB	R	H	RBI	BB	SO	LOB	TOP			
Pete Rose, S OBP: 0.361, SLG: 0.424 (1, 5)	F7		1-2 1B		F9 F4-3 2B		FC4-6 1B			4	1	3	0	0	0	0	Cincinnati Reds @ New York Mets Shea Stadium, Flushing, NY Tue Jul 25 1978, 7:05 PM EDT Att: 38,158 - Unknown			
Ken Griffey, L OBP: 0.336, SLG: 0.392 (1, 9)	K		F7		F9		FC4-6 1-2			4	0	0	0	0	1	4				
Joe Morgan, L OBP: 0.289, SLG: 0.428 Junior Kennedy, R OBP: 0.324, SLG: 0.218 (8, 4)	2B		F2		F4-3			F4-6-3 BB		3	0	1	1	1	0	1				
George Foster, R OBP: 0.372, SLG: 0.548 (1, 7)	K			F4-3	K			K		4	0	0	0	0	3	2				
Dan Driessen, L OBP: 0.384, SLG: 0.466 (1, 3)		F5		S 2B 1B		K		F4-6-3 1-2		4	1	1	0	0	1	1				
Ken Henderson, S OBP: 0.322, SLG: 0.425 (1, 8)	2B		F9		F4-6-3 BB			P3		3	0	1	0	1	0	1				
Dave Concepcion, R OBP: 0.345, SLG: 0.398 (1, 6)	F8			2B IBB		F4-6-3 1-2		5-3		3	0	0	0	1	0	2				
Vic Correll, R OBP: 0.244, SLG: 0.282 (1, 2)	F2						6-3	6-3		4	0	1	1	0	0	1				
Tom Hume, R (1, 1)					6-3		F4-3			1	0	0	0	1	0	2				
Pedro Borbon, R OBP: 0.200, SLG: 0.200 Dave Collins, S OBP: 0.301, SLG: 0.211 Dave Tomlin, L OBP: 0.250, SLG: 0.250 (7, PH)			F7 1B BB		6-3					0	0	0	0	0	0	0				
Inning Stats	R: 0 E: 0 K: 2 S: 8	H: 1 LOB: 1 BB: 0 P: 8	R: 0 E: 0 K: 0 S: 4	H: 1 LOB: 1 BB: 0 P: 4	R: 0 E: 0 K: 0 S: 3	H: 1 LOB: 1 BB: 1 P: 7	R: 1 E: 0 K: 0 S: 5	H: 2 LOB: 2 BB: 1 P: 9	R: 1 E: 0 K: 1 S: 6	H: 1 LOB: 0 BB: 0 P: 6	R: 0 E: 0 K: 1 S: 4	H: 1 LOB: 1 BB: 0 P: 4	R: 0 E: 0 K: 1 S: 4	H: 0 LOB: 0 BB: 1 P: 8	R: 0 E: 0 K: 0 S: 3	H: 0 LOB: 0 BB: 0 P: 3	1B: 3 2B: 4 3B: 0 HR: 0	SF: 0 SAC: 0 DP: 2 HBP: 0	WP: 0 PB: 0 SB: 1 CS: 0	PA: 35
PITCHER Craig Swan, R ERA: 2.44 (1, 1)	IP: 9.0 WLS: W BF: 35	H: 7 R: 2 ER: 2 SO: 5	BB: 3 IBB: 1 HBP: 0 BLK: 0	WP: 0 HR: 0 S: 41 P: 57	ERA: 2.00 WHIP: 1.111															

AB	31
R	2
H	7
RBI	2
BB	4
SO	5
LOB	14



Batter	1	2	3	4	5	6	7	8	9	AB	R	H	RBI	BB	SO	LOB	BOTTOM			
Elliott Maddox, R OBP: 0.397, SLG: 0.361 (1, 9)	1B		1-3		F8		E SH1-4 WP BB	1B		4	1	2	1	1	0	1	Cincinnati Reds @ New York Mets Shea Stadium, Flushing, NY Tue Jul 25 1978, 7:05 PM EDT Att: 38,158 - Unknown			
Tim Lincecum, R OBP: 0.267, SLG: 0.302 (1, 6)	G3-6-3 1-2 1B			K	F9		SH1-4	F7		4	0	1	0	0	1	1				
Steve Henderson, R OBP: 0.326, SLG: 0.407 (1, 7)	K			1B 2B 1B	4-3		E1 WP 1B	1-3		5	2	1	0	0	1	4				
Willie Montanez, L OBP: 0.333, SLG: 0.430 (1, 3)	G3-6-3 1-2			2B 1B 1B	1-3			1B		4	1	2	1	0	0	2				
John Stearns, R OBP: 0.359, SLG: 0.428 (1, 2)		K		1-3 3-H 1B 2B		6-3	K			4	1	1	1	0	2	1				
Lee Mazzilli, S OBP: 0.350, SLG: 0.425 Joel Youngblood, R OBP: 0.289, SLG: 0.439 (7, PH)		4-3		E 1B IBB		F8	6-3			2	1	0	0	1	0	0				
Lenny Randle, S OBP: 0.342, SLG: 0.326 (1, 5)	F7			E9 1B 1B		BLK 2B		2B 1B		4	2	3	2	0	0	0				
Doug Flynn, R OBP: 0.285, SLG: 0.292 (1, 4)				F4-3	4-3 1B			1B 2B		3	1	2	2	1	0	0				
Craig Swan, R OBP: 0.195, SLG: 0.175 (1, 1)			1-3	4-3		F8		G3		4	0	0	0	0	0	4				
Inning Stats	R: 0 E: 0 K: 1 S: 6	H: 2 LOB: 1 BB: 0 P: 6	R: 0 E: 0 K: 1 S: 5	H: 0 LOB: 0 BB: 0 P: 5	R: 0 E: 0 K: 0 S: 3	H: 0 LOB: 0 BB: 0 P: 3	R: 5 E: 1 K: 1 S: 10	H: 5 LOB: 1 BB: 1 P: 14	R: 0 E: 0 K: 0 S: 3	H: 0 LOB: 0 BB: 0 P: 3	R: 0 E: 0 K: 0 S: 4	H: 1 LOB: 2 BB: 1 P: 8	R: 2 E: 1 K: 1 S: 7	H: 1 LOB: 1 BB: 1 P: 11	R: 2 E: 0 K: 0 S: 6	H: 3 LOB: 1 BB: 0 P: 6		1B: 9 2B: 3 3B: 0 HR: 0	SF: 0 SAC: 1 DP: 1 HBP: 0	WP: 1 PB: 0 SB: 0 CS: 0
PITCHER Tom Hume, R ERA: 5.48 (1, 1)	IP: 3.1 WLS: L BF: 16	H: 6 R: 5 ER: 4 SO: 3	BB: 0 IBB: 1 HBP: 0 BLK: 0	WP: 0 HR: 0 S: 21 P: 25	ERA: 10.80 WHIP: 1.800															
Pedro Borbon, R ERA: 3.78 (4, 1)	IP: 2.2 WLS: L BF: 11	H: 2 R: 0 ER: 0 SO: 0	BB: 0 IBB: 0 HBP: 0 BLK: 0	WP: 0 HR: 0 S: 10 P: 14	ERA: 0.00 WHIP: 0.750															
Dave Tomlin, L ERA: 3.91 (7, 1)	IP: 2.0 WLS: L BF: 12	H: 4 R: 4 ER: 3 SO: 1	BB: 1 IBB: 0 HBP: 0 BLK: 0	WP: 1 HR: 0 S: 13 P: 17	ERA: 13.50 WHIP: 2.500															

AB	35
R	9
H	12
RBI	7
BB	3
SO	4
LOB	14



Batter	1	2	3	4	5	6	7	8	9	AB	R	H	RBI	BB	SO	LOB	TOP			
Pete Rose, S OBP: 0.362, SLG: 0.426 (1, 5) X	0-0 5-3		4-0 BB		0-0 2B		0-0 L7		0-3 K	3	0	1	0	1	0	0	Cincinnati Reds @ New York Mets Shea Stadium, Flushing, NY Wed Jul 26 1978, 3:33 AM EDT Att: 19,892 - Unknown			
Doug Bair, R OBP: 0.100, SLG: 0.100 (7, 1)										0	0	0	0	0	0	0				
George Foster, R OBP: 0.371, SLG: 0.547 (9, PH)										1	0	0	0	0	1	2				
Ken Griffey, L OBP: 0.339, SLG: 0.393 (1, 9) X	0-0 CS 1B		0-0 F4-3		0-0 6-3		0-0 F4-6-3 1B		4-0 PB BB	4	0	2	0	1	0	2				
Dan Driessen, L OBP: 0.384, SLG: 0.463 (1, 3) X	0-0 1-2 1B			0-0 F8	0-0 L7		0-0 F4-6-3 1-2		4-0 BB	4	0	1	0	1	0	2				
Ken Henderson, S OBP: 0.316, SLG: 0.405 (1, 8) X	0-0 F7			4-0 HR BB	0-0 6-3			0-0 P5	0-3 K	4	1	0	0	1	1	5				
Johnny Bench, R OBP: 0.330, SLG: 0.466 (6, 2)		0-3 K		0-0 HR		0-0 F2		0-0 1B	0-0 F5	3	1	1	2	0	1	0				
Vic Correll, R OBP: 0.256, SLG: 0.293 (6, 2)										2	0	1	0	0	0	3				
Mike Lum, L OBP: 0.394, SLG: 0.506 (1, 7) X	0-0 F4-3		0-0 F9 2B		0-0 P5			0-0 P4		4	0	1	0	0	0	1				
Dave Concepcion, R OBP: 0.324, SLG: 0.400 (8, 6)										3	0	0	0	1	0	2				
Rick Auerbach, R OBP: 0.324, SLG: 0.400 (8, 6)										0	0	0	0	0	0	0				
Junior Kennedy, R OBP: 0.340, SLG: 0.233 (1, 4) X			0-0 6-3	4-0 BB		0-0 FC4-6 1B			0-0 BB PB 1B	3	1	2	0	1	0	0				
Michael LaCoss, R OBP: 0.167, SLG: 0.167 (6, PH)										2	0	0	0	0	1	2				
Dave Collins, S OBP: 0.298, SLG: 0.208 (6, PH)										1	0	0	0	0	0	2				
Manny Sarmiento, R OBP: 0.231, SLG: 0.306 (7, 5)										0	0	0	0	0	0	0				
Ray Knight, R OBP: 0.231, SLG: 0.306 (7, 5)										1	0	1	0	0	0	0				
Inning Stats	R: 0 E: 0 K: 0 S: 4	H: 2 LOB: 1 BB: 0 P: 4	R: 0 E: 0 K: 1 S: 5	H: 0 LOB: 0 BB: 0 P: 5	R: 0 E: 0 K: 1 S: 5	H: 0 LOB: 1 BB: 1 P: 9	R: 2 E: 0 K: 0 S: 5	H: 2 LOB: 2 BB: 2 P: 13	R: 0 E: 0 K: 0 S: 4	H: 1 LOB: 1 BB: 0 P: 4	R: 0 E: 0 K: 0 S: 3	H: 1 LOB: 0 BB: 0 P: 3	R: 0 E: 0 K: 0 S: 4	H: 1 LOB: 1 BB: 0 P: 4	R: 1 E: 0 K: 2 S: 9	H: 2 LOB: 3 BB: 2 P: 17	1B: 7 2B: 2 3B: 0 HR: 1	SF: 0 SAC: 0 DP: 1 HBP: 0	WP: 0 PB: 1 SB: 0 CS: 1	PA: 41
PITCHER	IP WLS BF H R ER SO	IP WLS BF H R ER SO	IP WLS BF H R ER SO	IP WLS BF H R ER SO	IP WLS BF H R ER SO	IP WLS BF H R ER SO	IP WLS BF H R ER SO	IP WLS BF H R ER SO	IP WLS BF H R ER SO	IP WLS BF H R ER SO	IP WLS BF H R ER SO	IP WLS BF H R ER SO	IP WLS BF H R ER SO	IP WLS BF H R ER SO	IP WLS BF H R ER SO	IP WLS BF H R ER SO	ERA WHIP	ERA WHIP	ERA WHIP	
Nino Espinosa, R ERA: 4.01 (1, 1)	8.1 W 38 10 3 3 3	0.2 L 3 0 0 0 1																3.24 1.800		
Dwight Bernard, R ERA: 2.92 (9, 1)																		0.00 1.500		

AB	35
R	3
H	10
RBI	2
BB	6
SO	4
LOB	21



Batter	1	2	3	4	5	6	7	8	9	AB	R	H	RBI	BB	SO	LOB	BOTTOM				
Elliott Maddox, R OBP: 0.397, SLG: 0.364 (1, 9) X	4-0 1B 2B BB		0-0 6-3	0-0 6-3		0-0 1-3 1B 2B		0-0 1-3		4	2	1	0	1	0	0	Cincinnati Reds @ New York Mets Shea Stadium, Flushing, NY Wed Jul 26 1978, 3:33 AM EDT Att: 19,892 - Unknown				
Tim Lincecum, R OBP: 0.272, SLG: 0.306 (1, 6) X	0-0 1-2 2B 1B		0-0 6-3		4-0 F9 WP BB	0-0 SF8		0-0 1B		3	1	2	1	1	0	0					
Steve Henderson, R OBP: 0.330, SLG: 0.415 (7, 7) X	0-0 1-2 2B		0-0 1B 3B 2B		0-0 F9 1-3	0-0 2B 1B		0-3 K		4	3	3	3	0	0	1					
Bruce Boiesclair, L OBP: 0.309, SLG: 0.335 (1, 3) X	0-0 G3 2B		4-0 1B 3B IBB		0-0 FC3-2-5 2B	0-0 1-2 2B				3	2	1	2	1	0	1					
John Stearns, R OBP: 0.360, SLG: 0.432 (7, 2) X	0-0 3-H F8		0-0 1-2 3B 1B		0-0 HR 2B	0-0 F9				4	2	2	1	0	0	1					
Ron Hodges, L OBP: 0.322, SLG: 0.303 (1, 8) X	0-0 F9		0-0 1-2 3B 1B		0-0 2-H HR 2B	0-0 F9				0	0	0	0	0	0	0					
Joel Youngblood, R OBP: 0.296, SLG: 0.483 (1, 8) X	0-0 F9		0-0 1-2 3B 1B		0-0 2-H HR 2B	0-0 F8				4	1	2	5	0	0	0					
Lenny Randle, S OBP: 0.341, SLG: 0.323 (1, 5) X		0-0 6-3	0-0 F8		0-3 K		4-0 F6-3 BB			3	0	0	0	1	1	1					
Doug Flynn, R OBP: 0.282, SLG: 0.289 (8, 4) X		0-3 K		0-0 F7		0-0 F4-3	0-0 F6-3 1-2			4	0	0	0	0	1	1					
Bobby Valentine, R OBP: 0.339, SLG: 0.317 (8, 4) X										0	0	0	0	0	0	0					
Nino Espinosa, R OBP: 0.196, SLG: 0.240 (9, 1) X		0-0 L3		0-3 K		4-0 2B SF8 BB		0-0 L3		3	1	0	0	1	1	0					
Dwight Bernard, R ERA: 1.43 (7, 1)										0	0	0	0	0	0	0					
Inning Stats	R: 3 E: 0 K: 0 S: 5	H: 2 LOB: 0 BB: 1 P: 9	R: 0 E: 0 K: 1 S: 5	H: 0 LOB: 0 BB: 0 P: 5	R: 3 E: 0 K: 1 S: 6	H: 3 LOB: 1 BB: 1 P: 10	R: 0 E: 0 K: 1 S: 5	H: 0 LOB: 0 BB: 0 P: 5	R: 3 E: 0 K: 1 S: 7	H: 2 LOB: 1 BB: 1 P: 11	R: 3 E: 0 K: 0 S: 6	H: 3 LOB: 1 BB: 1 P: 10	R: 0 E: 0 K: 0 S: 2	H: 0 LOB: 0 BB: 1 P: 6	R: 0 E: 0 K: 1 S: 6	H: 1 LOB: 1 BB: 0 P: 6		1B: 4 2B: 5 3B: 1 HR: 1	SF: 1 SAC: 0 DP: 1 HBP: 0	WP: 1 PB: 0 SB: 0 CS: 0	PA: 39
PITCHER	IP WLS BF H R ER SO	IP WLS BF H R ER SO	IP WLS BF H R ER SO	IP WLS BF H R ER SO	IP WLS BF H R ER SO	IP WLS BF H R ER SO	IP WLS BF H R ER SO	IP WLS BF H R ER SO	IP WLS BF H R ER SO	IP WLS BF H R ER SO	IP WLS BF H R ER SO	IP WLS BF H R ER SO	IP WLS BF H R ER SO	IP WLS BF H R ER SO	IP WLS BF H R ER SO	IP WLS BF H R ER SO		ERA WHIP	ERA WHIP	ERA WHIP	
Michael LaCoss, R ERA: 8.36 (1, 1)	5.0 L 25 7 9 9 3	1.0 7 3 3 3 0																	27.00 4.000		
Manny Sarmiento, R ERA: 3.0 (6, 1)																			0.00 1.000		
Doug Bair, R ERA: 1.43 (7, 1)																					




Batter	1	2	3	4	5	6	7	8	9	AB	R	H	RBI	BB	SO	LOB	TOP			
Elliott Maddox, R OBP: 0.382, SLG: 0.357 (1, 9)	0-3 K		0-3 K		0-0 6-3			0-0 F7		4	0	0	0	0	2	0	New York Mets @ Houston Astros Astrodome, Houston, TX Thu Jul 27 1978, 8:05 PM EDT Att: 9,730 - Unknown			
Tim Foli, R OBP: 0.272, SLG: 0.305 (1, 6)	0-0 L6			0-0 FC6-4 1B		0-0 6-3		0-0 5-3		4	0	1	0	0	0	0				
Steve Henderson, R OBP: 0.327, SLG: 0.411 (1, 7)	0-3 K			0-0 FC6-4 1-2 HR		0-0 6-3		0-0 6-3		4	1	0	0	0	1	1				
Willie Montanez, L OBP: 0.334, SLG: 0.437 (1, 3)		0-0 6-3		0-0 1-H HR		0-0 P6		0-0 F8		4	1	1	2	0	0	0				
John Stearns, R OBP: 0.362, SLG: 0.429 (1, 2)		4-0 S BB		4-0 BB BB			0-3 K	0-0 F8		2	0	0	0	2	1	0				
Lee Mazzilli, S OBP: 0.351, SLG: 0.422 (1, 8)	0-3 K			4-0 G6-4-3 1-2 BB			4-0 BB WP BB	0-0 4-1		2	1	0	0	2	1	1				
Lenny Randle, S OBP: 0.339, SLG: 0.320 (1, 5)				0-0 F9		0-0 G6-4-3 1-2		0-0 F9		3	0	0	0	0	0	4				
Doug Flynn, R OBP: 0.282, SLG: 0.287 (1, 4)			0-0 F6-3		0-3 K		4-0 WP BB			2	0	0	0	1	1	0				
Tom Hausman, R OBP: 0.500, SLG: 0.600 (1, 1)			0-3 K		0-3 K		0-3 K			1	0	0	0	0	0	1	AB 28 R 3 H 2 RBI 2 BB 5 SO 9 LOB 7			
Mike Stuchert, R OBP: 0.095, SLG: 0.095 (3, 1)										0	0	0	0	0	0	0				
Bruce Broderick, R OBP: 0.308, SLG: 0.333 (5, Ph)										0	0	0	0	0	0	0				
Dwight Bernard, R OBP: 0.316, SLG: 0.350 (5, 1)										0	0	0	0	0	0	0				
Ed Kranepool, L OBP: 0.316, SLG: 0.350 (7, Ph)										0	0	0	0	0	1	1				
Dale Murray, R OBP: 0.316, SLG: 0.350 (7, 1)										0	0	0	0	0	0	0				
Inning Stats	R: 0 E: 0 K: 2 S: 7	H: 0 LOB: 0 BB: 0 P: 7	R: 0 E: 0 K: 1 S: 5	H: 0 LOB: 1 BB: 1 P: 9	R: 0 E: 0 K: 1 S: 7	H: 0 LOB: 0 BB: 0 P: 7	R: 2 E: 0 K: 0 S: 4	H: 2 LOB: 1 BB: 2 P: 12	R: 0 E: 0 K: 2 S: 7	H: 0 LOB: 0 BB: 0 P: 7	R: 0 E: 0 K: 0 S: 3	H: 0 LOB: 0 BB: 0 P: 3	R: 1 E: 0 K: 2 S: 7	H: 0 LOB: 1 BB: 2 P: 15	R: 0 E: 0 K: 0 S: 3	H: 0 LOB: 0 BB: 0 P: 3		1B: 1 2B: 0 3B: 0 HR: 1	SF: 0 SAC: 0 DP: 1 HBP: 0	WP: 2 PA: 33 PB: 0 SB: 1 CS: 0
PITCHER J.R. Richard, R ERA: 3.05 (1, 1)	IP: 9.0 WLS: W BF: 33 H: 2 R: 3 ER: 3 SO: 9 BB: 5 IBB: 0 HBP: 0 BLK: 0 WP: 1 HR: 1 S: 46 P: 66 ERA: 3.00 WHIP: 0.778																			

Batter	1	2	3	4	5	6	7	8	9	AB	R	H	RBI	BB	SO	LOB	BOTTOM		
Terry Puhl, L OBP: 0.333, SLG: 0.388 (1, 8)	0-0 3B	0-0 SF8		0-0 F4-3		4-0 CS BB		0-0 F4-3		3	1	1	1	1	0	1	New York Mets @ Houston Astros Astrodome, Houston, TX Thu Jul 27 1978, 8:05 PM EDT Att: 9,730 - Unknown		
Dave Bergman, L OBP: 0.362, SLG: 0.274 (1, 7)	0-0 1B	0-0 F9		0-0 1B		0-0 CS	0-0 1B F6-4-3 SF9			4	3	3	1	0	0	0			
Enos Cabell, R OBP: 0.324, SLG: 0.402 (1, 5)	0-0 1B		0-0 1B	0-0 BLK	0-0 1B		0-0 F6-4-3			4	2	3	2	0	0	1			
Jose Cruz, L OBP: 0.349, SLG: 0.416 (1, 9)	0-0 F4-3		0-0 1B	0-0 BLK	0-0 F5		0-0 FC4-6			4	1	2	0	0	0	2			
Bob Watson, R OBP: 0.352, SLG: 0.463 (1, 3)	0-0 FC6-4		0-0 F4-3	0-0 1B		0-3 K	0-0 SF9			3	0	2	2	0	1	0			
Art Howe, R OBP: 0.341, SLG: 0.443 (1, 4)	0-0 SF9		0-0 L5		0-0 6-3		0-0 FC4-6			3	0	0	1	0	0	2			
Julio Gonzalez, R OBP: 0.276, SLG: 0.255 (8, 4)	0-0 SF9		0-0 L5		0-0 6-3		0-0 FC4-6			0	0	0	0	0	0	0			
Luis Pujols, R OBP: 0.206, SLG: 0.245 (1, 2)	0-0 FC6-4		0-0 F4-3		0-3 K			0-0 SH5-3		4	0	1	0	0	1	2			
Mike Fischlin, R OBP: 0.200, SLG: 0.157 (1, 6)		0-0 E1	0-0 5-3		0-0 F6			0-0 SH5-3		3	1	1	0	0	0	1			
J.R. Richard, R OBP: 0.147, SLG: 0.147 (1, 1)	0-0 F4		0-0 6-3		0-3 K			0-3 K		4	0	0	0	0	2	2			
Inning Stats	R: 3 E: 0 K: 0 S: 7	H: 4 LOB: 1 BB: 0 P: 7	R: 1 E: 1 K: 0 S: 4	H: 1 LOB: 0 BB: 0 P: 4	R: 2 E: 0 K: 0 S: 6	H: 3 LOB: 1 BB: 0 P: 6	R: 1 E: 0 K: 0 S: 5	H: 2 LOB: 1 BB: 0 P: 5	R: 0 E: 0 K: 2 S: 7	H: 0 LOB: 0 BB: 0 P: 7	R: 0 E: 0 K: 1 S: 4	H: 0 LOB: 1 BB: 1 P: 8	R: 1 E: 0 K: 0 S: 5	H: 2 LOB: 1 BB: 0 P: 5	R: 0 E: 0 K: 1 S: 6	H: 1 LOB: 1 BB: 0 P: 6	1B: 10 2B: 1 3B: 2 HR: 0	SF: 3 SAC: 1 DP: 0 HBP: 0	WP: 0 PA: 38 PB: 0 SB: 0 CS: 1
PITCHER Tom Hausman, R ERA: 6.41 (1, 1)	IP: 2.0 WLS: L BF: 14 H: 8 R: 6 ER: 5 SO: 0 BB: 0 IBB: 0 HBP: 0 BLK: 0 WP: 0 HR: 0 S: 14 P: 14 ERA: 22.50 WHIP: 4.000																		
Mike Bruhart, R ERA: 5.06 (3, 1)	2.0	8	2	1	1	0	0	0	0	0	0	8	8	4.50	1.000				
Dwight Bernard, R ERA: 2.51 (5, 1)	2.0	6	0	0	0	3	1	0	0	0	0	11	15	0.00	0.500				
Dale Murray, R ERA: 4.35 (7, 1)	2.0	9	3	1	1	1	0	0	0	0	0	0	11	4.50	1.500				

Batter	1	2	3	4	5	6	7	8	9	10	AB	R	H	RBI	BB	SO	LOB	TOP			
Elliott Maddox, R OBP: 0.378, SLG: 0.358 (1, 9)	K		FC5-4		F3				F8		5	0	1	1	0	1	1				
Tim Foli, R OBP: 0.271, SLG: 0.301 (1, 6)	6-3		CS		5-3				F8		4	1	0	0	1	0	1				
Steve Henderson, R OBP: 0.328, SLG: 0.416 (1, 7)	K				1-5-3						5	1	2	0	0	1	1				
Wille Montanez, L OBP: 0.335, SLG: 0.435 (1, 3)		F8									4	0	1	0	1	0	1				
John Stearns, R OBP: 0.365, SLG: 0.430 (1, 2)		P4									4	0	2	2	1	0	2				
Lee Mazzilli, S OBP: 0.352, SLG: 0.421 (1, 8)											4	0	1	0	1	1	4				
Lenny Randle, S OBP: 0.335, SLG: 0.316 (1, 5)											4	0	0	0	0	1	5				
Doug Flynn, R OBP: 0.282, SLG: 0.287 (1, 4)											4	1	1	0	0	0	3				
Jerry Koosman, R OBP: 0.100, SLG: 0.160 Skip Lockwood, R OBP: 0.222, SLG: 0.667 (9, 1)											4	0	0	0	0	2	1				
Inning Stats	R: 0 E: 0 K: 2 S: 7	H: 0 LOB: 0 BB: 0 P: 7	R: 0 E: 1 K: 0 S: 4	H: 1 LOB: 1 BB: 0 P: 4	R: 0 E: 1 K: 0 S: 3	H: 0 LOB: 0 BB: 0 P: 3	R: 1 E: 0 K: 1 S: 6	H: 1 LOB: 3 BB: 3 P: 18	R: 0 E: 0 K: 1 S: 5	H: 0 LOB: 1 BB: 1 P: 9	R: 1 E: 0 K: 1 S: 7	H: 2 LOB: 1 BB: 0 P: 7	R: 1 E: 0 K: 0 S: 5	H: 2 LOB: 1 BB: 0 P: 5	R: 0 E: 0 K: 1 S: 5	H: 0 LOB: 0 BB: 0 P: 5	R: 0 E: 0 K: 0 S: 5	H: 2 LOB: 2 BB: 0 P: 5	1B: 6 2B: 1 3B: 1 HR: 0	SF: 0 SAC: 0 DP: 0 HBP: 0	WP: 0 PA: 43
PITCHER	IP	WLS	BF	H	R	ER	SO	BB	IBB	HBP	BLK	WP	HR	S	P	ERA	WHIP				
Tom Dixon, R ERA: 3.65 Joe Sambito, L ERA: 3.08	(1, 1) 8.0	(9, 1) 2.0	W 8	L 2	S 0	W 0	L 0	ER 0	SO 10	BB 0	IBB 0	HBP 0	BLK 0	WP 0	HR 0	S 40	P 56	ERA 3.38	WHIP 1.250		

New York Mets @ Houston Astros
Astrodome, Houston, TX
Fri Jul 28 1978, 8:05 PM EDT
Att: 26,779 - Unknown


AB	38
R	3
H	8
RBI	3
BB	4
SO	6
LOB	19



Batter	1	2	3	4	5	6	7	8	9	10	AB	R	H	RBI	BB	SO	LOB	BOTTOM			
Terry Puhl, L OBP: 0.334, SLG: 0.388 (1, 8)	K										5	1	2	0	0	1	0				
Mike Fischlin, R OBP: 0.192, SLG: 0.151 Jesus Alou, R OBP: 0.366, SLG: 0.438 Rafael Landestoy, S OBP: 0.391, SLG: 0.333 (10, 6)											3	0	0	0	0	0	0				
Enos Cabell, R OBP: 0.323, SLG: 0.400 (1, 5)											4	1	1	1	0	0	2				
Bob Watson, R OBP: 0.354, SLG: 0.463 (1, 3)											4	1	2	0	0	0	0				
Art Howe, R OBP: 0.340, SLG: 0.441 (1, 4)											4	0	1	1	0	2	2				
Wilbur Howard, S OBP: 0.288, SLG: 0.330 (1, 7)											4	0	1	1	0	1	4				
Jose Cruz, L OBP: 0.348, SLG: 0.414 (1, 9)											4	0	1	1	0	2	1				
Bruce Bochy, R OBP: 0.389, SLG: 0.529 Jimmy Sexton, R OBP: 0.271, SLG: 0.163 Luis Pujols, R OBP: 0.204, SLG: 0.242 (9, 2)											3	0	1	0	0	0	0				
Tom Dixon, R OBP: 0.138, SLG: 0.107 Julio Gonzalez, R OBP: 0.271, SLG: 0.250 Joe Sambito, L (9, 1)											2	0	0	0	0	0	0				
Denny Walling, L OBP: 0.303, SLG: 0.301 (10, PH)											1	0	0	0	0	0	0				
Inning Stats	R: 0 E: 0 K: 1 S: 5	H: 0 LOB: 0 BB: 0 P: 5	R: 0 E: 0 K: 1 S: 5	H: 0 LOB: 0 BB: 0 P: 5	R: 0 E: 0 K: 1 S: 5	H: 0 LOB: 0 BB: 0 P: 5	R: 0 E: 0 K: 0 S: 3	H: 0 LOB: 0 BB: 0 P: 3	R: 0 E: 0 K: 2 S: 9	H: 2 LOB: 2 BB: 0 P: 9	R: 0 E: 0 K: 0 S: 3	H: 1 LOB: 1 BB: 0 P: 3	R: 0 E: 0 K: 1 S: 10	H: 5 LOB: 2 BB: 0 P: 10	R: 1 E: 1 K: 0 S: 4	H: 2 LOB: 2 BB: 0 P: 4	1B: 11 2B: 0 3B: 0 HR: 0	SF: 1 SAC: 0 DP: 1 HBP: 0	WP: 0 PA: 39		
PITCHER	IP	WLS	BF	H	R	ER	SO	BB	IBB	HBP	BLK	WP	HR	S	P	ERA	WHIP				
Jerry Koosman, L ERA: 3.89 Skip Lockwood, R ERA: 3.52	(1, 1) 8.2	(9, 1) 0.2	W 5	L 2	S 1	W 1	L 1	ER 1	SO 6	BB 0	IBB 0	HBP 0	BLK 0	WP 0	HR 0	S 46	P 7	ERA 3.12	WHIP 1.038		

New York Mets @ Houston Astros
Astrodome, Houston, TX
Fri Jul 28 1978, 8:05 PM EDT
Att: 26,779 - Unknown


AB	38
R	4
H	11
RBI	4
BB	0
SO	7
LOB	12



Batter	1	2	3	4	5	6	7	8	9	AB	R	H	RBI	BB	SO	LOB	TOP					
Elliott Maddox, R OBP: 0.375, SLG: 0.355 (1,9)										5	0	1	0	0	1	2						
Tim Foli, R OBP: 0.274, SLG: 0.307 (1,6)										4	0	2	0	0	0	1						
Sergio Ferrer, S OBP: 0.167, SLG: 0.167 (8, 6)										0	1	0	0	0	0	0						
Steve Henderson, R OBP: 0.332, SLG: 0.419 (1,7)										4	1	3	0	0	0	0						
Willie Montanez, L OBP: 0.334, SLG: 0.434 (1,3)										4	1	1	1	0	2	3						
John Stearns, R OBP: 0.367, SLG: 0.431 (1,2)										4	0	2	1	0	0	2						
Lee Mazzilli, S OBP: 0.349, SLG: 0.417 (1,8)										3	0	0	1	0	0	2						
Lenny Randle, S OBP: 0.334, SLG: 0.318 (1,5)										4	0	1	0	0	1	1						
Doug Flynn, R OBP: 0.282, SLG: 0.284 (1,4)										3	0	0	0	1	1	1						
Craig Swan, R OBP: 0.186, SLG: 0.167 (1,1)										2	0	0	0	0	0	0						
Bruce Boisclair, L OBP: 0.311, SLG: 0.338 (8, PH)										1	0	1	0	0	0	0						
Dwight Bernard, R OBP: 0.222, SLG: 0.667 (9, 1)										1	0	0	0	0	1	1						
Skip Lockwood, R OBP: 0.222, SLG: 0.667 (9, 1)										0	0	0	0	0	0	0						
Inning Stats	R: 0 E: 0 K: 1 S: 7	H: 3 LOB: 2 BB: 0 P: 7	R: 0 E: 0 K: 1 S: 5	H: 0 LOB: 0 BB: 0 P: 5	R: 0 E: 1 K: 0 S: 3	H: 0 LOB: 0 BB: 0 P: 3	R: 1 E: 0 K: 0 S: 5	H: 2 LOB: 1 BB: 0 P: 5	R: 0 E: 0 K: 1 S: 3	H: 0 LOB: 0 BB: 0 P: 3	R: 0 E: 0 K: 1 S: 6	H: 1 LOB: 1 BB: 0 P: 6	R: 2 E: 0 K: 0 S: 7	H: 5 LOB: 2 BB: 0 P: 7	R: 0 E: 0 K: 2 S: 7	H: 0 LOB: 1 BB: 1 P: 11	1B: 9 2B: 2 3B: 0 HR: 0	SF: 1 SAC: 0 DP: 1 HBP: 0	WP: 0 PB: 0 SB: 3 CS: 2	PA: 37		
PITCHER	IP	WLS	BF	H	R	ER	SO	BB	IBB	HBP	BLK	WP	HR	S	P	ERA	WHIP					
Mark Lemongello, R ERA: 3.77 (1, 1)	7.2		30	9	3	3	4	0	0	0	0	0	0	38	38	3.52	1.174					
Joe Sambito, L ERA: 3.09 (8, 1)	0.0		1	1	0	0	0	0	0	0	0	0	0	1	1	∞	∞					
Ken Forsch, R ERA: 2.99 (8, 1)	0.1		2	1	0	0	0	0	0	0	0	0	0	2	2	0.00	3.000					
Joaquin Andujar, R ERA: 3.04 (9, 1)	1.0	W	4	0	0	0	2	1	0	0	0	0	0	7	11	0.00	1.000					
Batter	1	2	3	4	5	6	7	8	9	AB	R	H	RBI	BB	SO	LOB	BOTTOM					
Rafael Landestoy, S OBP: 0.333, SLG: 0.315 (1,6)										4	0	0	0	0	2	0						
Wilbur Howard, S OBP: 0.256, SLG: 0.337 (8, PH)										1	0	1	1	0	0	0						
Terry Puhl, L OBP: 0.336, SLG: 0.392 (1,8)										4	0	2	0	0	1	0						
Enos Cabell, R OBP: 0.322, SLG: 0.399 (1,5)										4	0	1	0	0	1	2						
Jose Cruz, L OBP: 0.350, SLG: 0.423 (1,9)										4	2	2	0	0	0	1						
Bob Watson, R OBP: 0.353, SLG: 0.461 (1,3)										4	0	1	1	0	1	1						
Art Howe, R OBP: 0.338, SLG: 0.437 (1,4)										3	0	0	1	0	0	1						
Joaquin Andujar, S OBP: 0.167, SLG: 0.174 (9, 1)										0	0	0	0	0	0	0						
Dave Bergman, L OBP: 0.376, SLG: 0.289 (1,7)										2	1	1	0	2	0	1						
Bruce Bochy, R OBP: 0.409, SLG: 0.550 (1,2)										3	0	1	1	1	0	2						
Jimmy Sexton, R OBP: 0.212, SLG: 0.163 (9, PH)										0	1	0	0	0	0	0						
Mark Lemongello, R OBP: 0.220, SLG: 0.191 (1,1)										3	0	0	0	0	2	2						
Joe Sambito, L OBP: 0.200, SLG: 0.200 (8, 1)										0	0	0	0	0	0	0						
Ken Forsch, R OBP: 0.200, SLG: 0.200 (8, 1)										0	0	0	0	0	0	0						
Julio Gonzalez, R OBP: 0.267, SLG: 0.246 (8, 4)										1	0	0	0	0	1	1						
Denny Walling, L OBP: 0.301, SLG: 0.299 (8, PH)										1	0	0	0	0	1	1						
Inning Stats	R: 0 E: 0 K: 0 S: 4	H: 1 LOB: 1 BB: 0 P: 4	R: 0 E: 0 K: 1 S: 6	H: 1 LOB: 2 BB: 1 P: 10	R: 0 E: 0 K: 1 S: 5	H: 1 LOB: 0 BB: 0 P: 5	R: 1 E: 0 K: 0 S: 4	H: 2 LOB: 1 BB: 1 P: 8	R: 0 E: 0 K: 3 S: 10	H: 1 LOB: 1 BB: 0 P: 10	R: 1 E: 0 K: 0 S: 5	H: 1 LOB: 1 BB: 0 P: 5	R: 0 E: 0 K: 2 S: 7	H: 0 LOB: 0 BB: 0 P: 7	R: 0 E: 1 K: 0 S: 4	H: 0 LOB: 1 BB: 0 P: 4	R: 2 E: 1 K: 0 S: 3	H: 2 LOB: 2 BB: 1 P: 7	1B: 4 2B: 4 3B: 1 HR: 0	SF: 0 SAC: 0 DP: 0 HBP: 0	WP: 0 PB: 0 SB: 1 CS: 1	PA: 37
PITCHER	IP	WLS	BF	H	R	ER	SO	BB	IBB	HBP	BLK	WP	HR	S	P	ERA	WHIP					
Craig Swan, R ERA: 2.45 (1, 1)	7.0		29	7	2	2	7	1	0	0	0	0	0	41	49	2.57	1.143					
Dwight Bernard, R ERA: 2.93 (8, 1)	1.0	L	6	1	2	1	0	1	0	0	0	0	0	5	9	9.00	2.000					
Skip Lockwood, R ERA: 3.51 (9, 1)	0.1		2	1	0	0	0	0	0	0	0	0	0	2	2	0.00	3.000					


New York Mets @ Houston Astros
Astrodome, Houston, TX
Sun Jul 30 1978, 8:05 PM EDT
Att: 17,502 - Dome

AB 35
R 3
H 11
RBI 3
BB 1
SO 6
LOB 13



New York Mets @ Houston Astros
Astrodome, Houston, TX
Sun Jul 30 1978, 8:05 PM EDT
Att: 17,502 - Dome

AB 34
R 4
H 9
RBI 4
BB 3
SO 7
LOB 12



Batter	1	2	3	4	5	6	7	8	9	AB	R	H	RBI	BB	SO	LOB	TOP					
Elliott Maddox, R OBP: 0.390, SLG: 0.356 (1, 5)	G3		FC5-4 BB			G5-4-3 BB		1B		2	0	1	0	2	0	0	New York Mets @ Philadelphia Phillies Veterans Stadium, Philadelphia, PA Mon Jul 31 1978, 7:05 PM EDT Att: 21,133 - Unknown					
Tim Foli, R OBP: 0.271, SLG: 0.304 Bruce Boisclair, L OBP: 0.310, SLG: 0.335 Mike Bruhart, R OBP: 0.095, SLG: 0.095 (1, 6) (8, PH) (8, 1)	L3		FC5-4 1-2			G5-4-3 1-2		K		3	0	0	0	0	0	3						
Steve Henderson, R OBP: 0.331, SLG: 0.418 (1, 7)	4-3					6-3		K		4	0	1	0	0	1	2						
Willie Montanez, L OBP: 0.331, SLG: 0.429 (1, 3)		F5							F5	4	0	0	0	0	0	1						
John Stearns, R OBP: 0.363, SLG: 0.425 (1, 2)		4-3							5-3	4	0	0	0	0	0	1						
Lee Mazzilli, S OBP: 0.345, SLG: 0.413 (1, 8)									F8	4	0	0	0	0	0	1						
Lee Mazzilli, S OBP: 0.345, SLG: 0.413 (1, 8)									F8	4	0	0	0	0	0	1						
Joel Youngblood, R OBP: 0.297, SLG: 0.479 (8, 4)			K							3	1	1	0	0	1	0						
Doug Flynn, R OBP: 0.285, SLG: 0.290 (8, 6)			SH3 1B							3	0	2	0	0	0	0						
Nino Espinosa, R OBP: 0.192, SLG: 0.235 Dale Murray, R OBP: 0.314, SLG: 0.350 Ed Kranepool, L OBP: 0.314, SLG: 0.350 (1, 1) (8, PH) (8, 9)			SH3 1-2							1	0	0	0	0	1	0						
Inning Stats	R: 0 E: 0 K: 0 S: 3	H: 0 LOB: 0 BB: 0 P: 3	R: 0 E: 0 K: 0 S: 3	H: 0 LOB: 0 BB: 0 P: 3	R: 0 E: 0 K: 1 S: 6	H: 1 LOB: 2 BB: 1 P: 10	R: 0 E: 0 K: 0 S: 4	H: 1 LOB: 1 BB: 0 P: 4	R: 0 E: 0 K: 1 S: 5	H: 0 LOB: 0 BB: 0 P: 5	R: 0 E: 0 K: 0 S: 2	H: 0 LOB: 0 BB: 1 P: 6	R: 0 E: 0 K: 0 S: 3	H: 0 LOB: 0 BB: 0 P: 3	R: 1 E: 0 K: 2 S: 10	H: 3 LOB: 2 BB: 0 P: 10	R: 0 E: 0 K: 0 S: 3	H: 0 LOB: 0 BB: 0 P: 3	1B: 4 2B: 1 3B: 0 HR: 0	SF: 1 SAC: 1 DP: 1 HBP: 0	WP: 0 PB: 0 SB: 0 CS: 0	PA: 33
PITCHER Dick Ruthven, R ERA: 3.34 (1, 1)	IP: 9.0 WLS: W BF: 33 H: 5 R: 1 ER: 1 SO: 4 BB: 2 IBB: 0 HBP: 0 BLK: 0 WP: 0 HR: 0 S: 39 P: 47 ERA: 1.00 WHIP: 0.778															PITCHER Dick Ruthven, R ERA: 3.34 (1, 1)	IP: 9.0 WLS: W BF: 33 H: 5 R: 1 ER: 1 SO: 4 BB: 2 IBB: 0 HBP: 0 BLK: 0 WP: 0 HR: 0 S: 39 P: 47 ERA: 1.00 WHIP: 0.778					

AB	29
R	1
H	5
RBI	1
BB	2
SO	4
LOB	10



Batter	1	2	3	4	5	6	7	8	9	AB	R	H	RBI	BB	SO	LOB	BOTTOM					
Garry Maddox, R OBP: 0.341, SLG: 0.420 (1, 8)	F9		K							4	0	0	0	0	1	2	New York Mets @ Philadelphia Phillies Veterans Stadium, Philadelphia, PA Mon Jul 31 1978, 7:05 PM EDT Att: 21,133 - Unknown					
Larry Bowa, S OBP: 0.326, SLG: 0.381 (1, 6)	F7									4	1	1	0	0	0	0						
Mike Schmidt, R OBP: 0.357, SLG: 0.437 (1, 5)	5-3									3	1	0	0	1	0	0						
Greg Luzinski, R OBP: 0.391, SLG: 0.546 (1, 7)	F9									4	2	1	2	0	0	1						
Richie Hebner, L OBP: 0.363, SLG: 0.467 (1, 3)	3-1 1B									3	0	2	0	1	0	0						
Bob Boone, R OBP: 0.348, SLG: 0.455 (1, 2)	8-1 1-2									3	1	2	2	1	0	1						
Jerry Martin, R OBP: 0.360, SLG: 0.475 (1, 9)										3	0	1	2	0	0	0						
Ted Sizemore, R OBP: 0.269, SLG: 0.252 (1, 4)										4	0	0	0	0	0	4						
Dick Ruthven, R OBP: 0.205, SLG: 0.233 (1, 1)										3	1	2	0	0	0	0						
Inning Stats	R: 0 E: 0 K: 0 S: 3	H: 0 LOB: 0 BB: 0 P: 3	R: 0 E: 0 K: 0 S: 3	H: 1 LOB: 0 BB: 0 P: 3	R: 0 E: 0 K: 1 S: 6	H: 1 LOB: 1 BB: 0 P: 6	R: 0 E: 0 K: 0 S: 3	H: 0 LOB: 0 BB: 0 P: 3	R: 1 E: 0 K: 0 S: 4	H: 1 LOB: 0 BB: 0 P: 4	R: 4 E: 2 K: 0 S: 7	H: 4 LOB: 2 BB: 2 P: 15	R: 0 E: 0 K: 0 S: 3	H: 0 LOB: 0 BB: 0 P: 3	R: 1 E: 1 K: 0 S: 5	H: 2 LOB: 2 BB: 1 P: 9		R: 0 E: 0 K: 0 S: 3	H: 0 LOB: 0 BB: 0 P: 3	1B: 6 2B: 3 3B: 0 HR: 1	SF: 1 SAC: 0 DP: 1 HBP: 0	WP: 0 PB: 0 SB: 0 CS: 0
PITCHER Nino Espinosa, R ERA: 4.17 Dale Murray, R ERA: 4.27 Mike Bruhart, R ERA: 5.0 (1, 1) (6, 1) (8, 1)	IP: 5.1 WLS: L BF: 24 H: 7 R: 5 ER: 5 SO: 1 BB: 0 IBB: 0 HBP: 0 BLK: 0 WP: 0 HR: 1 S: 24 P: 32 ERA: 8.44 WHIP: 1.312															PITCHER Nino Espinosa, R ERA: 4.17 Dale Murray, R ERA: 4.27 Mike Bruhart, R ERA: 5.0 (1, 1) (6, 1) (8, 1)	IP: 5.1 WLS: L BF: 24 H: 7 R: 5 ER: 5 SO: 1 BB: 0 IBB: 0 HBP: 0 BLK: 0 WP: 0 HR: 1 S: 24 P: 32 ERA: 8.44 WHIP: 1.312					

AB	31
R	6
H	9
RBI	6
BB	3
SO	1
LOB	8



Batter	1	2	3	4	5	6	7	8	9	AB	R	H	RBI	BB	SO	LOB	TOP		
Lee Mazzilli, S (1, 8) OBP: 0.348, SLG: 0.416	0-0 BLK 1B		0-0 6-3		0-0 SH1-3 2B		0-3 K		4-0 G1-4-3 S BB	4	1	2	0	1	1	0			
Tim Foli, R (1, 6) OBP: 0.281, SLG: 0.311	0-0 CS 1B		0-0 FC1 1B		0-0 SH1-3 2-3		0-0 BB HR 1B		4-0 G1-4-3 BB	3	1	3	1	1	0	0			
Steve Henderson, R (1, 7) OBP: 0.330, SLG: 0.414	0-0 1-2		0-0 FC1 1-2		0-3 K		4-0 HR BB		0-0 G1-4-3 1-2 2-3	4	1	0	0	1	1	5			
John Stearns, R (1, 2) OBP: 0.363, SLG: 0.433	0-0 4-3		0-0 F3		1-0 HBP		0-0 HR		0-0 F9	4	1	1	3	0	0	3			
Willie Montanez, L (1, 3) OBP: 0.328, SLG: 0.425		0-0 4-3	0-0 F6		0-0 F8		0-0 F8			4	0	0	0	0	0	4			
Joel Youngblood, R (1, 9) OBP: 0.295, SLG: 0.496		0-0 F8		0-0 F7		0-0 F8		0-0 HR		4	1	1	1	0	0	0			
Elliott Maddox, R (1, 5) OBP: 0.379, SLG: 0.352		4-0 BB BB		0-0 P4		0-0 F8		0-0 F8		3	0	0	0	1	0	0			
Doug Flynn, R (1, 4) OBP: 0.284, SLG: 0.288		4-0 BB 1-2		0-0 F5		0-0 F5-3		0-0 F1-3		3	0	0	0	1	0	0			
Tom Hausman, R (1, 1) OBP: 0.375, SLG: 0.429		0-0 1-3		0-3 K			0-3 K		0-0 F4	2	0	0	0	0	1	3			
Kevin Kobel, R (5, 1) OBP: 0.250, SLG: 0.162										2	0	0	0	0	1	0			
Inning Stats	R: 1 E: 0 K: 0 S: 4	H: 2 LOB: 0 BB: 4	R: 0 E: 0 K: 0 S: 3	H: 0 LOB: 2 BB: 11	R: 0 E: 0 K: 0 S: 5	H: 1 LOB: 2 BB: 5	R: 0 E: 1 K: 1 S: 6	H: 0 LOB: 1 BB: 0 P: 6	R: 0 E: 0 K: 0 S: 3	H: 0 LOB: 0 BB: 0	R: 3 E: 0 K: 2 S: 9	H: 2 LOB: 0 BB: 1 P: 13	R: 1 E: 0 K: 0 S: 4	H: 1 LOB: 0 BB: 4	R: 0 E: 0 K: 0 S: 2	H: 0 LOB: 1 BB: 2 P: 10	1B: 4 2B: 1 3B: 0 HR: 2	SF: 0 SAC: 1 DP: 1 HBP: 1	WP: 0 PA: 40 PB: 0 SB: 1 CS: 1
PITCHER	IP WLS BF H R ER SO BB IBB HBP BLK WP HR S P ERA WHIP	IP WLS BF H R ER SO BB IBB HBP BLK WP HR S P ERA WHIP	IP WLS BF H R ER SO BB IBB HBP BLK WP HR S P ERA WHIP	IP WLS BF H R ER SO BB IBB HBP BLK WP HR S P ERA WHIP	IP WLS BF H R ER SO BB IBB HBP BLK WP HR S P ERA WHIP	IP WLS BF H R ER SO BB IBB HBP BLK WP HR S P ERA WHIP	IP WLS BF H R ER SO BB IBB HBP BLK WP HR S P ERA WHIP	IP WLS BF H R ER SO BB IBB HBP BLK WP HR S P ERA WHIP	IP WLS BF H R ER SO BB IBB HBP BLK WP HR S P ERA WHIP	IP WLS BF H R ER SO BB IBB HBP BLK WP HR S P ERA WHIP	IP WLS BF H R ER SO BB IBB HBP BLK WP HR S P ERA WHIP	IP WLS BF H R ER SO BB IBB HBP BLK WP HR S P ERA WHIP	IP WLS BF H R ER SO BB IBB HBP BLK WP HR S P ERA WHIP	IP WLS BF H R ER SO BB IBB HBP BLK WP HR S P ERA WHIP	IP WLS BF H R ER SO BB IBB HBP BLK WP HR S P ERA WHIP	IP WLS BF H R ER SO BB IBB HBP BLK WP HR S P ERA WHIP	IP WLS BF H R ER SO BB IBB HBP BLK WP HR S P ERA WHIP	IP WLS BF H R ER SO BB IBB HBP BLK WP HR S P ERA WHIP	
Steve Carlton, L (1, 1) ERA: 3.27	8.0 L	36	7	5	5	4	3	0	0	0	0	0	0	0	0	0	0.00	2.000	
Warren Brusstar, R (9, 1) ERA: 2.09	1.0	4	0	0	0	0	2	0	0	0	0	0	0	0	2	10	0.00	2.000	

New York Mets @ Philadelphia Phillies
Veterans Stadium, Philadelphia, PA
Tue Aug 01 1978, 7:05 PM EDT
Att: 31,085 - Unknown

AB	33
R	5
H	7
RBI	5
BB	5
SO	4
LOB	15

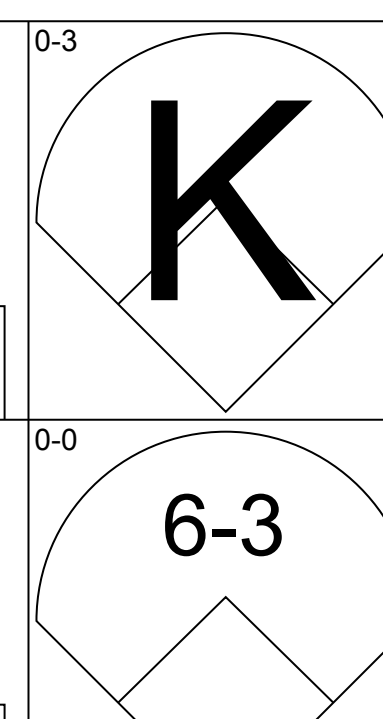
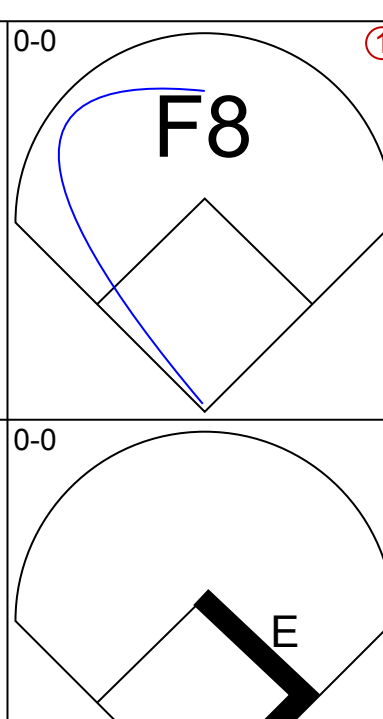
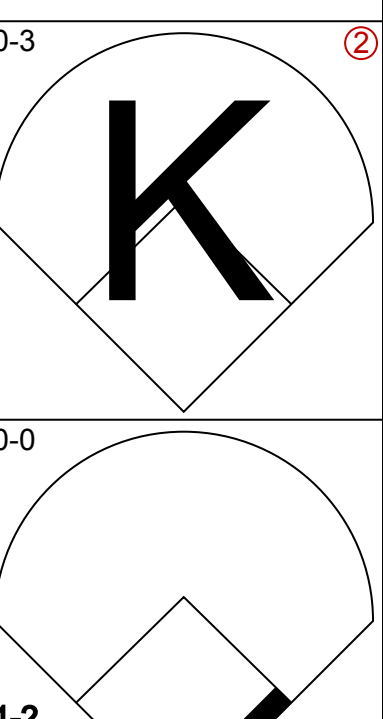
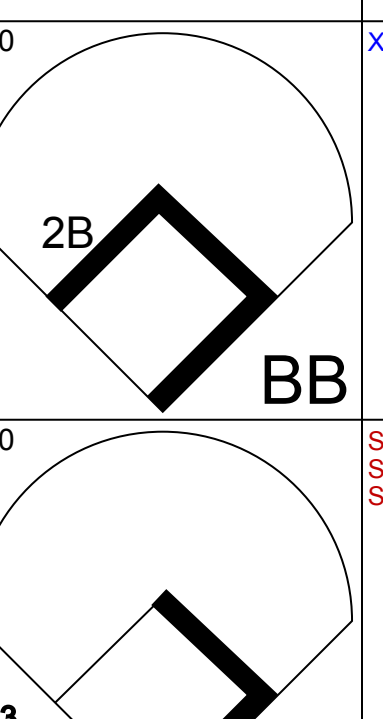

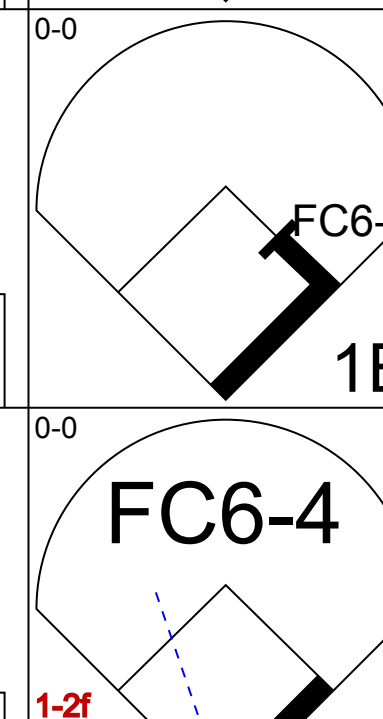
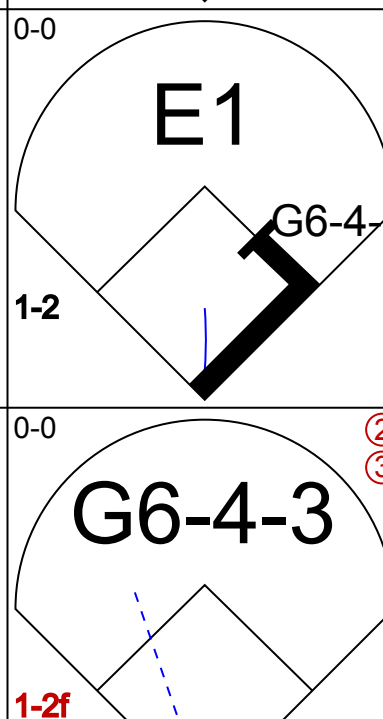
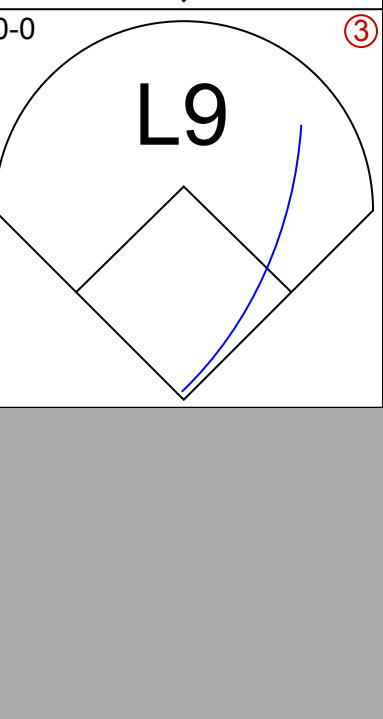
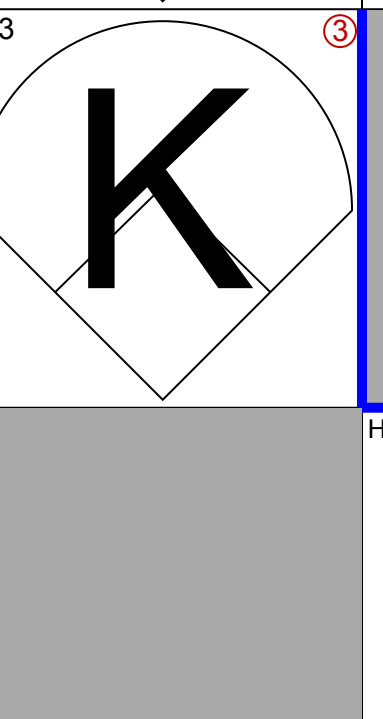
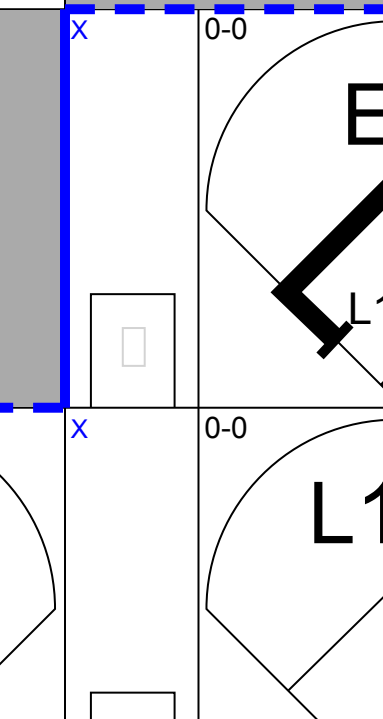




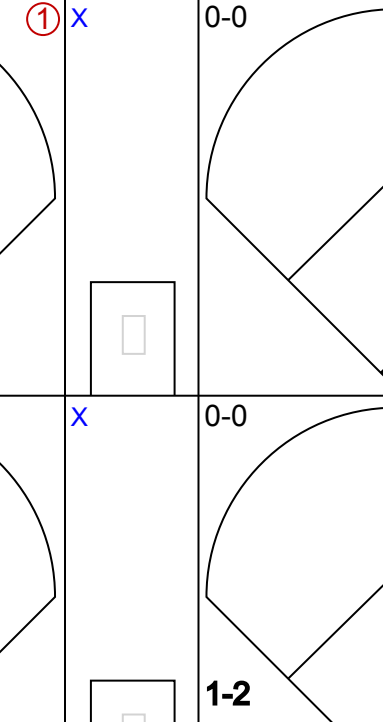


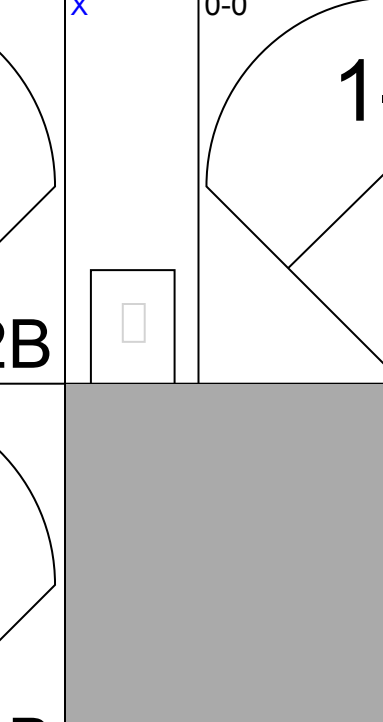


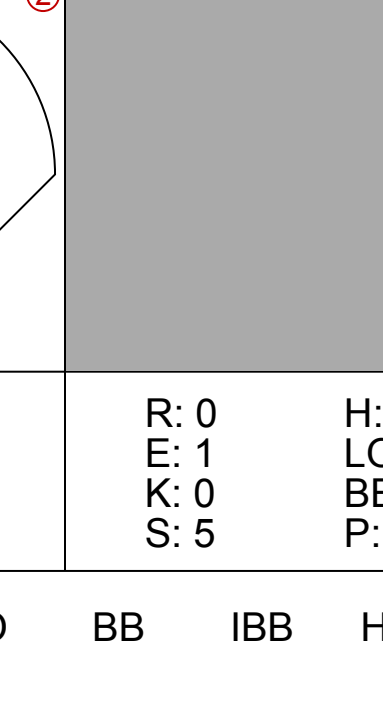
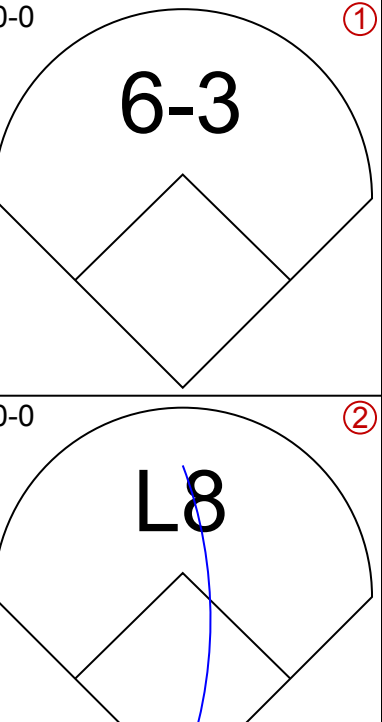
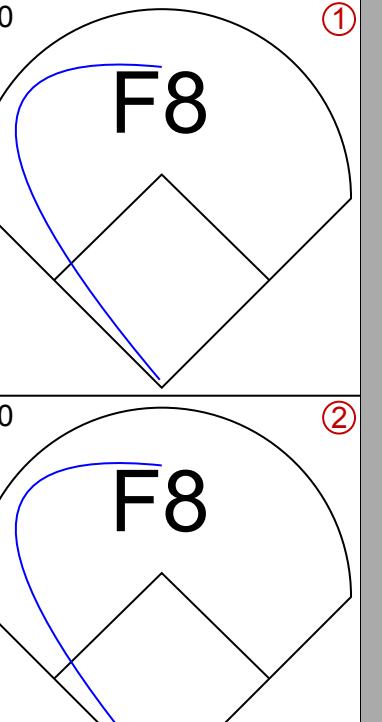
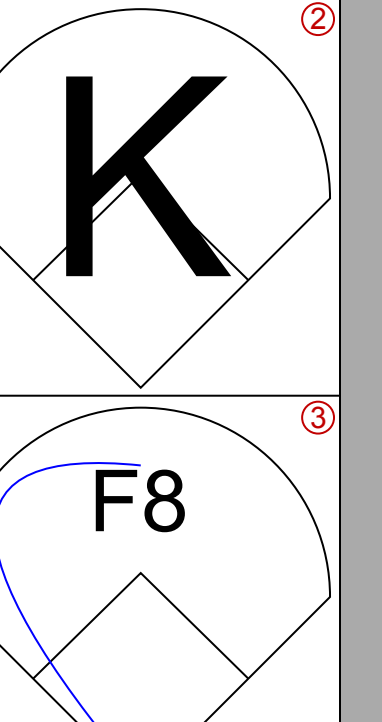
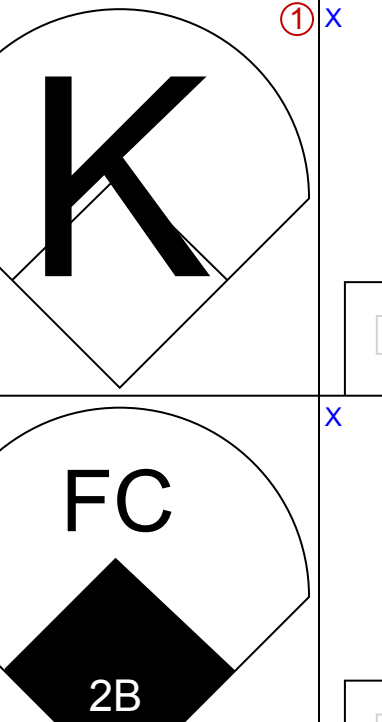
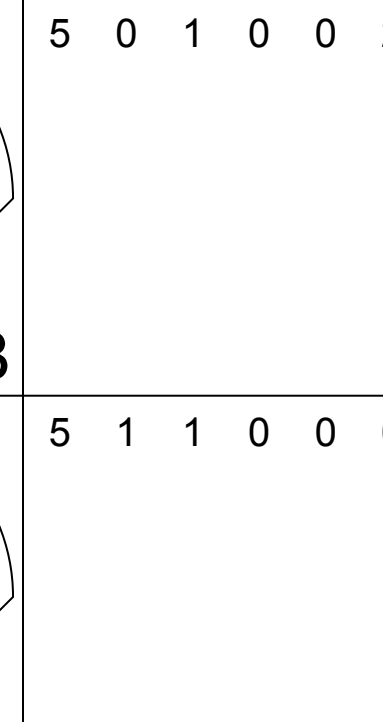
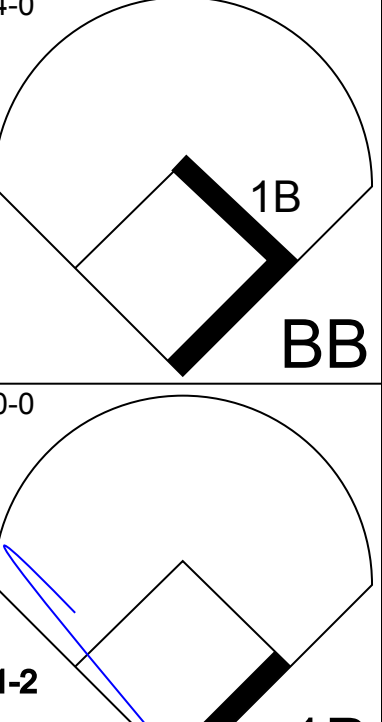
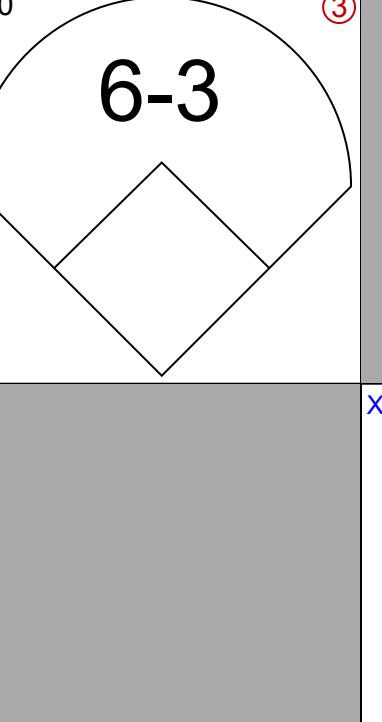
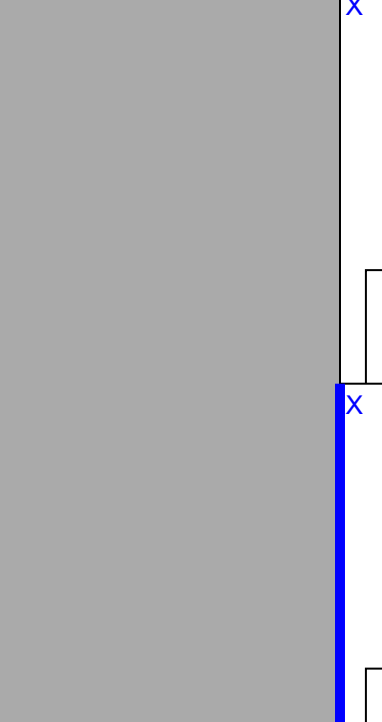
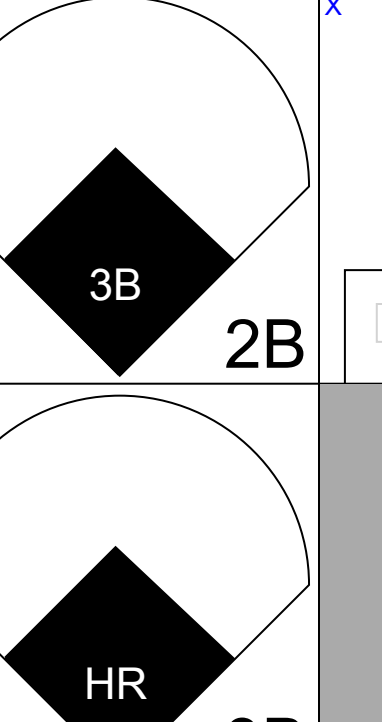

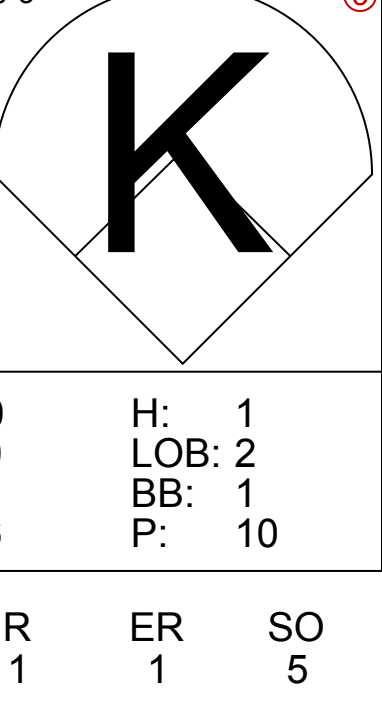
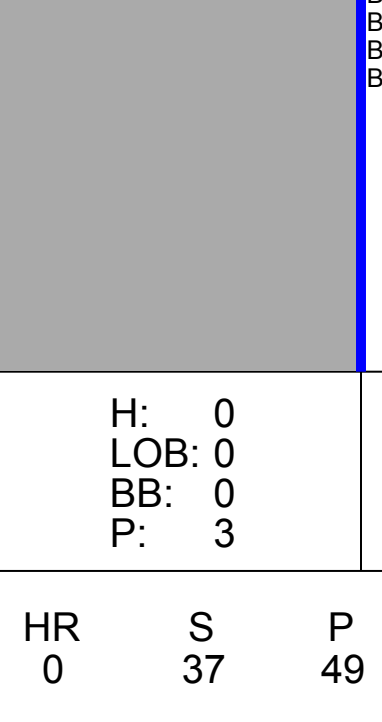
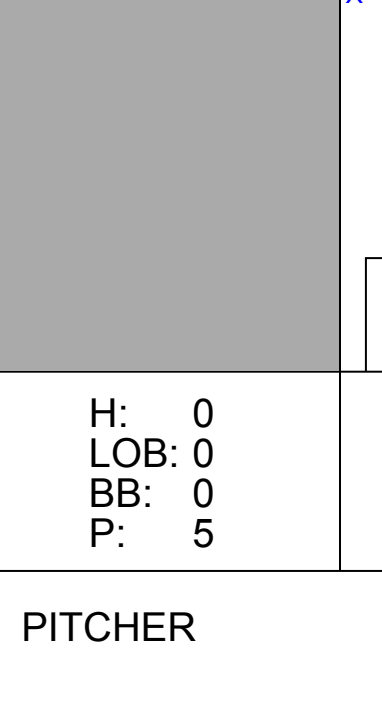
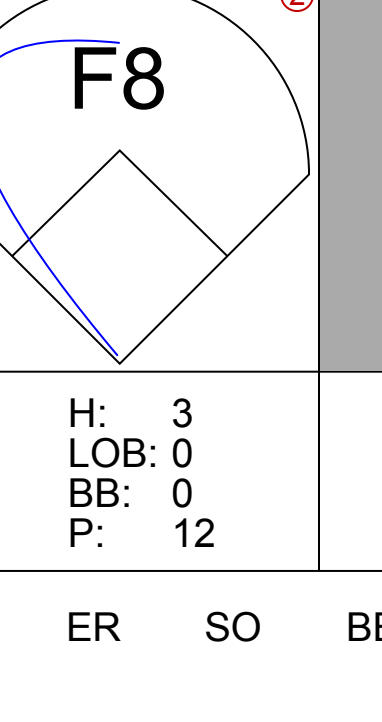
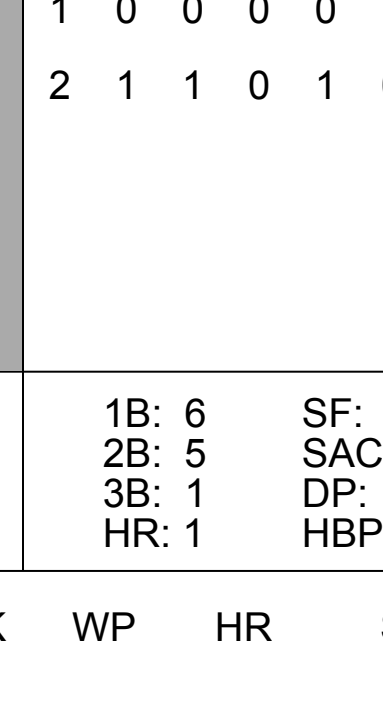
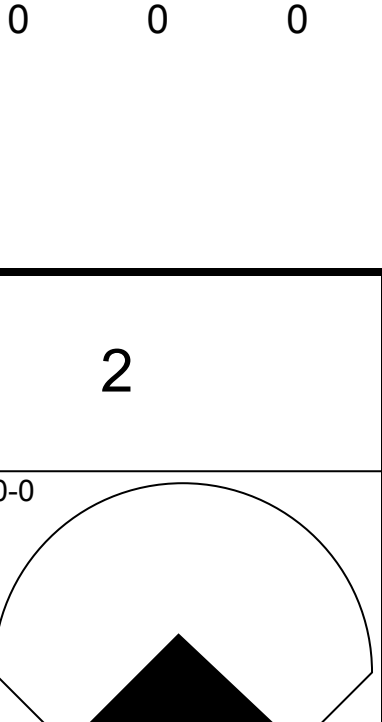
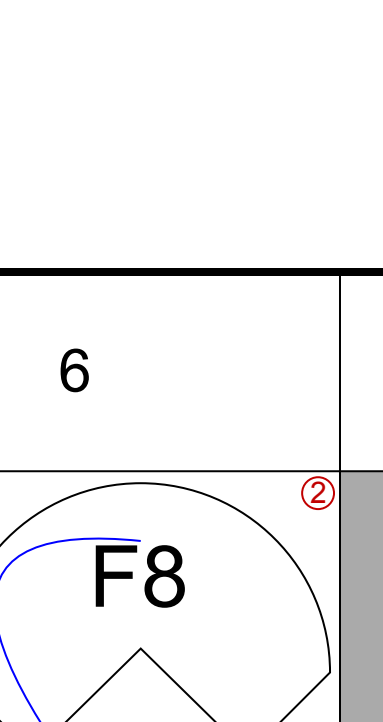
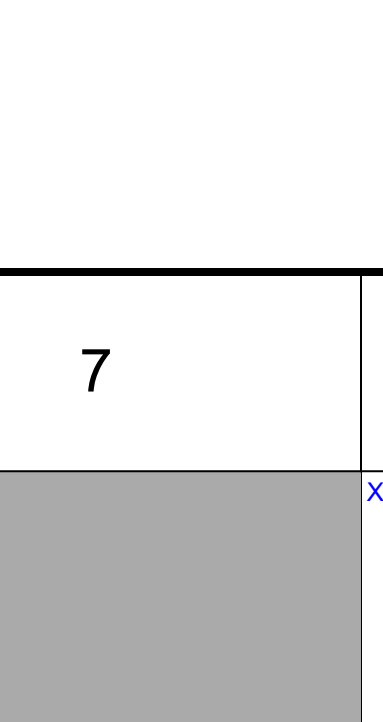
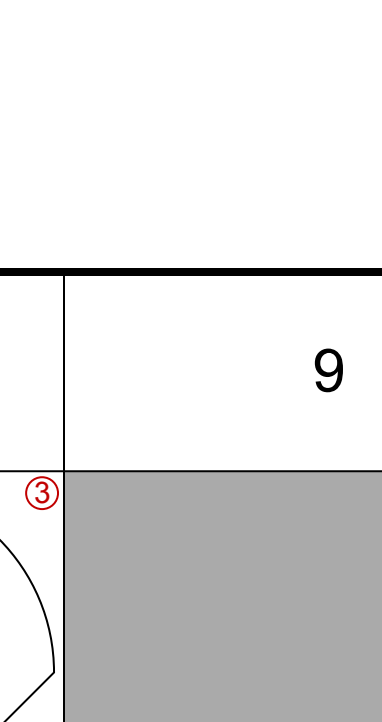
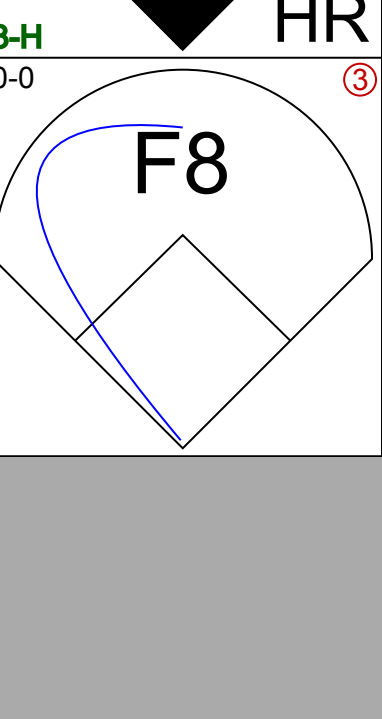




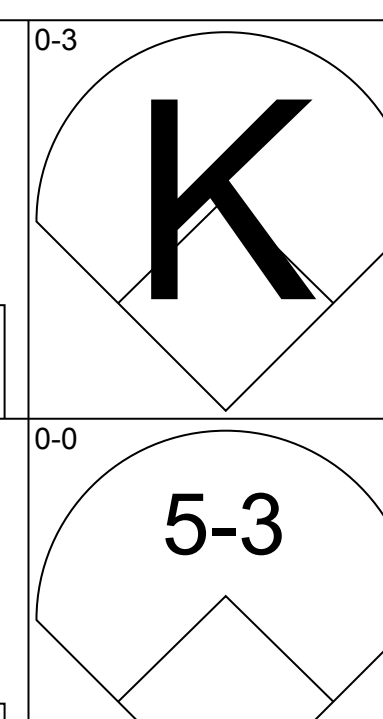
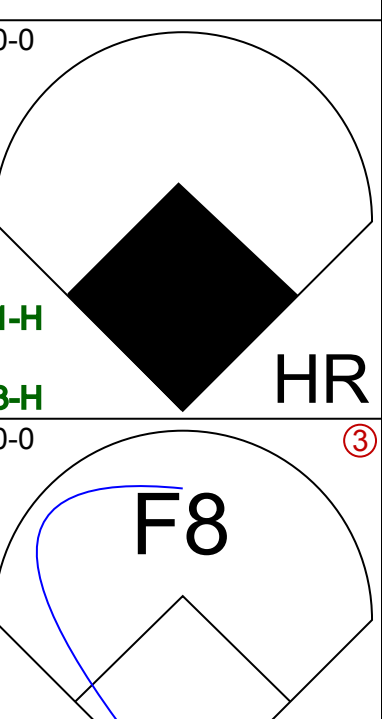
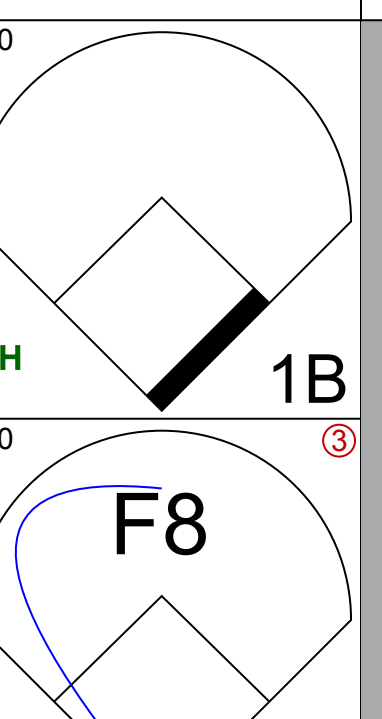
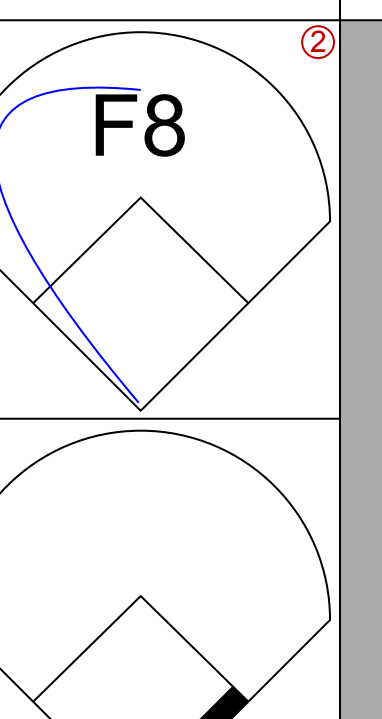
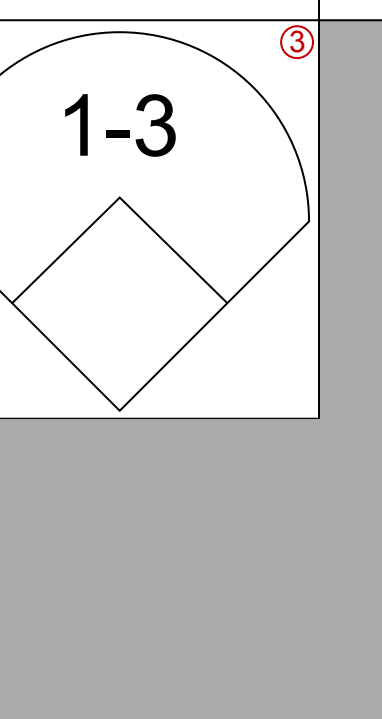
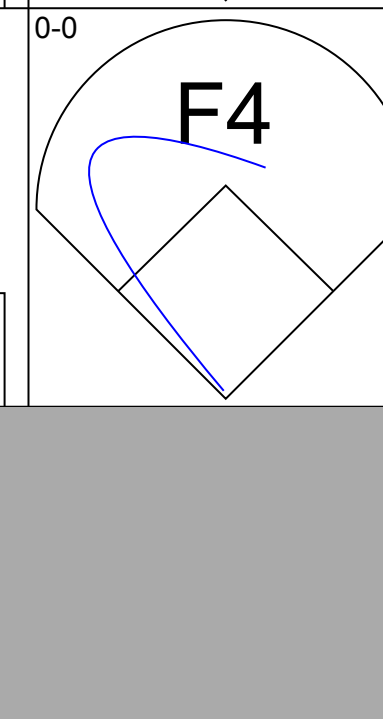
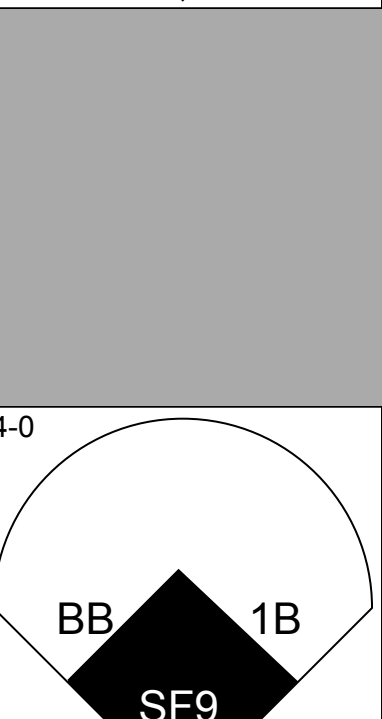

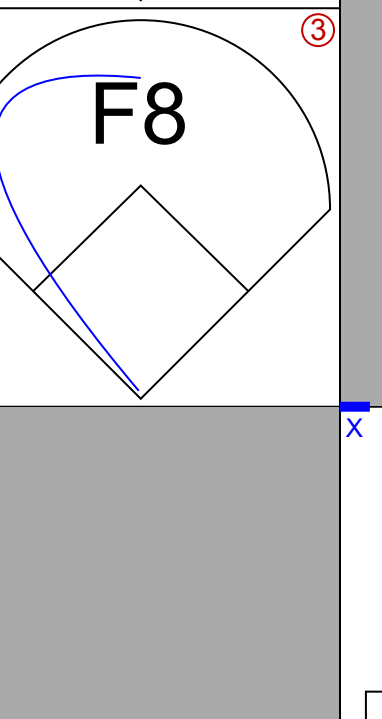

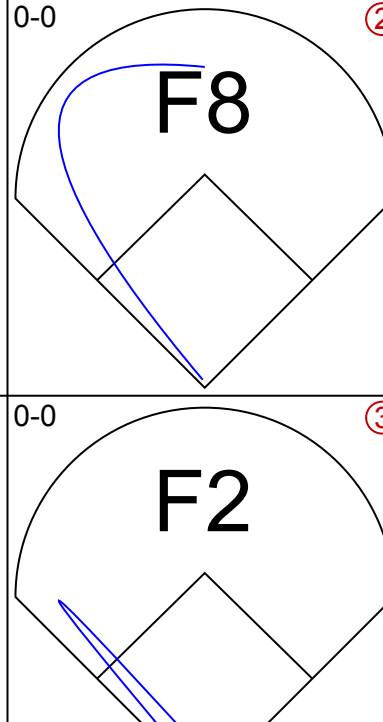
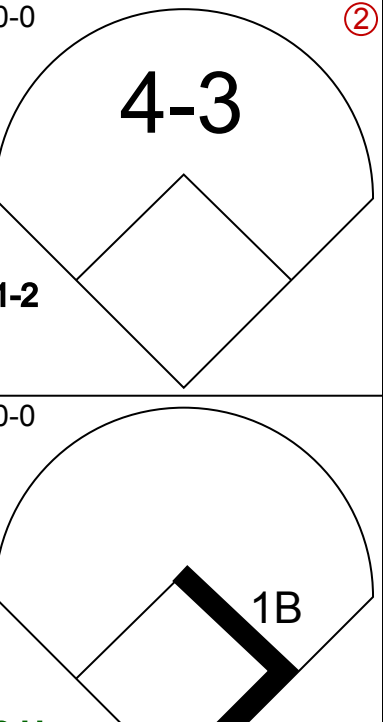
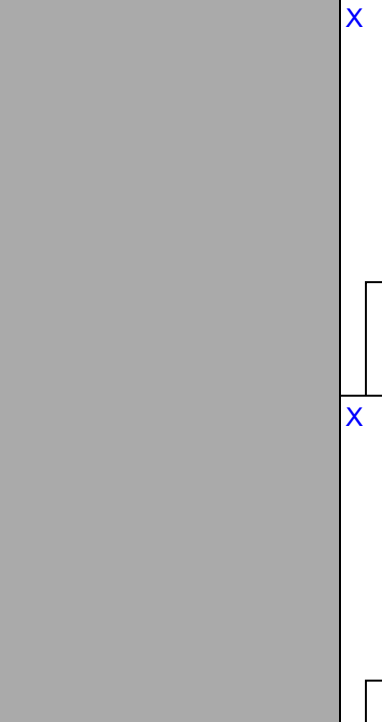
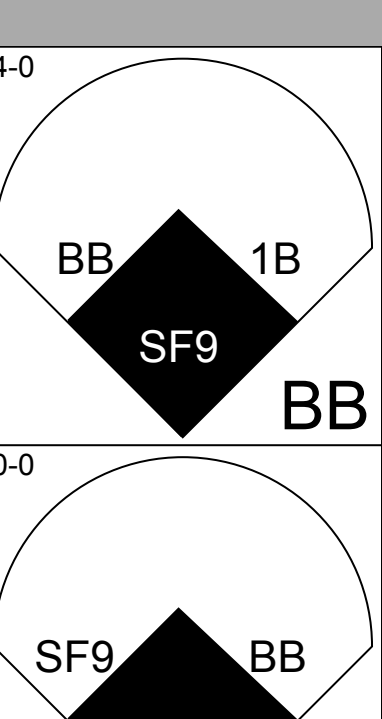
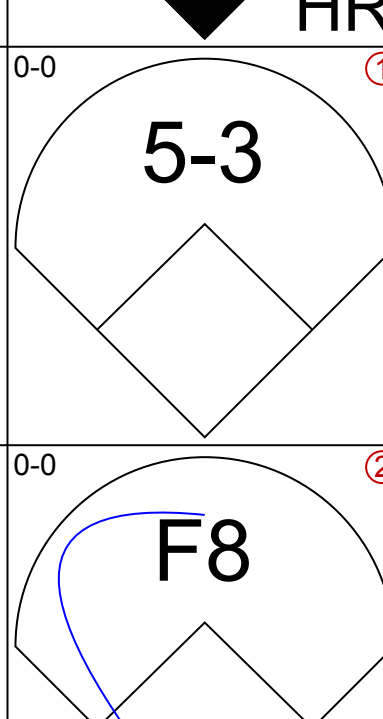
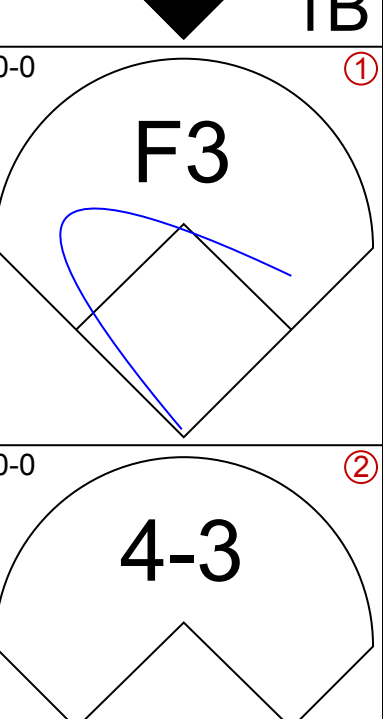
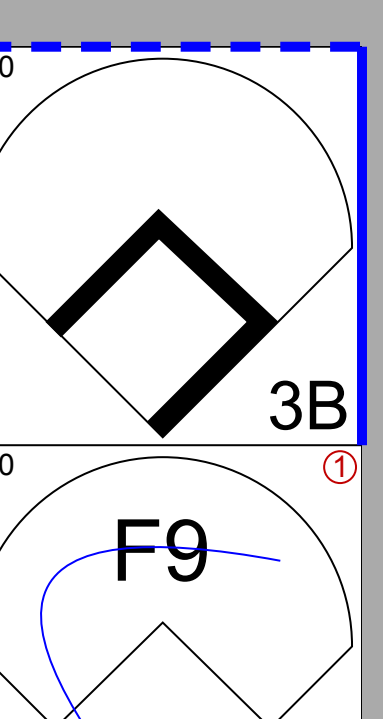
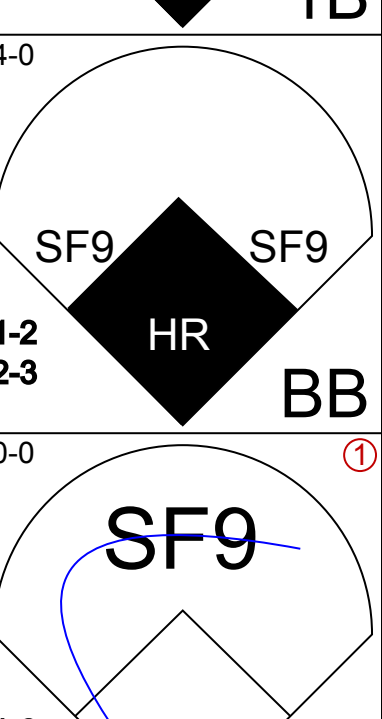


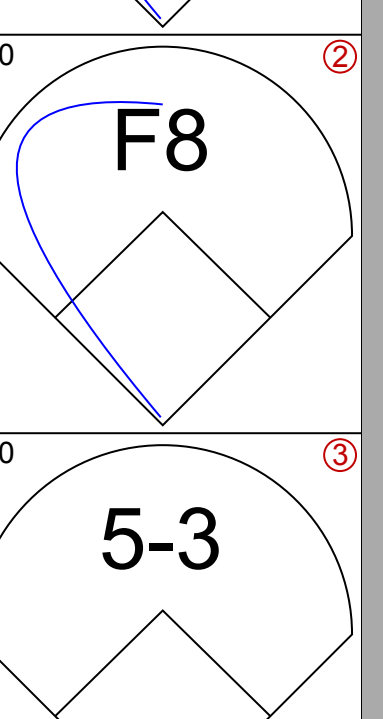


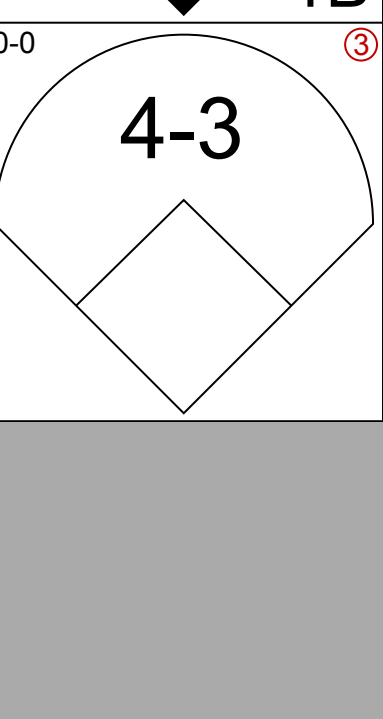

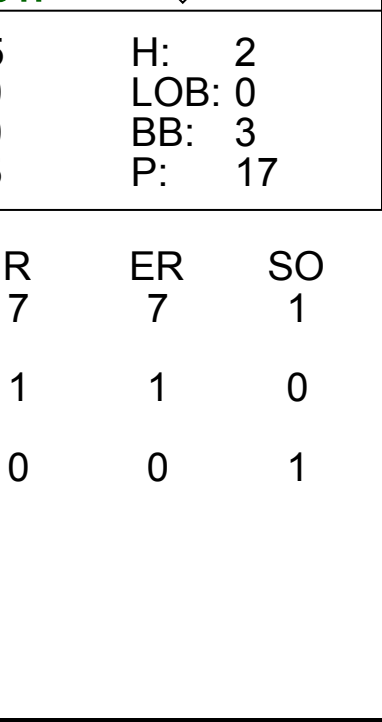
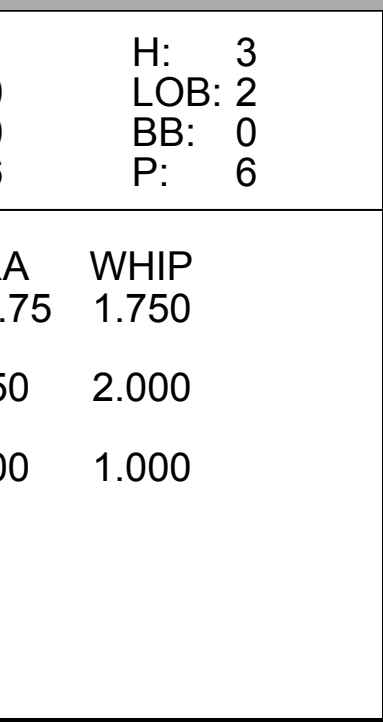
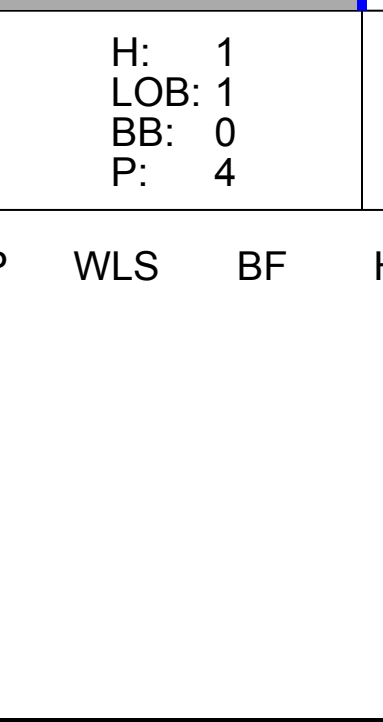

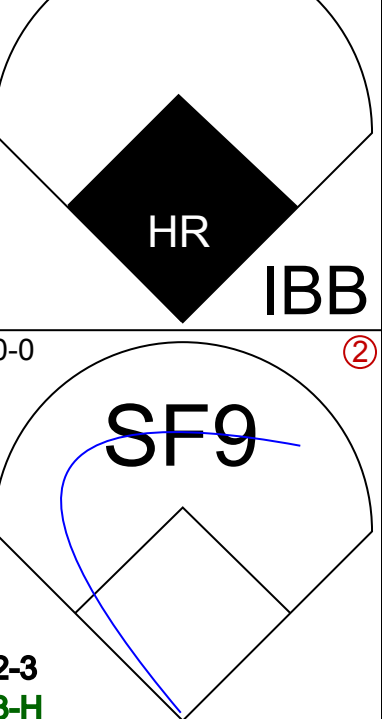


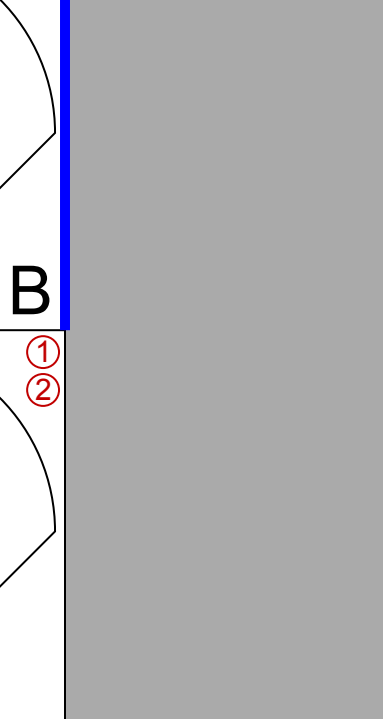
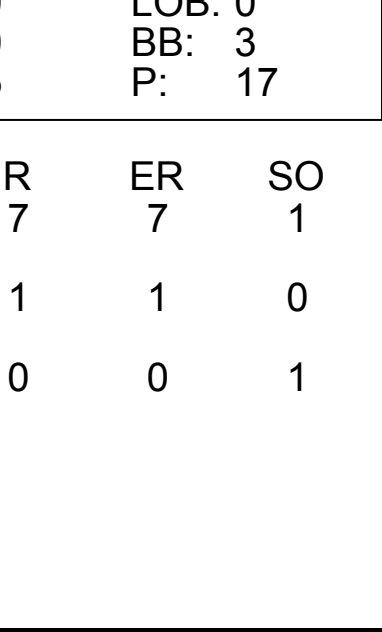
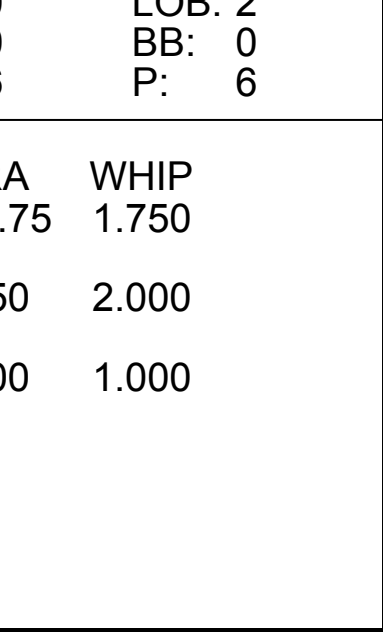
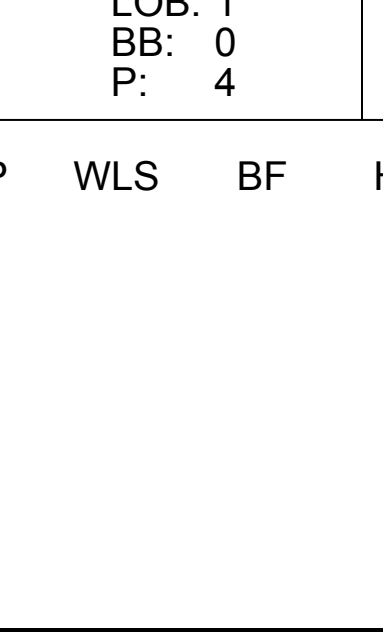

Batter	1	2	3	4	5	6	7	8	9	AB	R	H	RBI	BB	SO	LOB	BOTTOM				
Garry Maddox, R (1, 8) OBP: 0.340, SLG: 0.418	0-0 F4-3			0-0 FC1-6 1B		0-3 K		0-0 F9		4	0	1	0	0	1	1					
Larry Bowa, S (1, 6) OBP: 0.323, SLG: 0.377	0-0 F9			0-0 FC1-6 6-3 S 1-2		0-0 1-3		0-0 L9		4	0	0	0	0	0	2					
Mike Schmidt, R (1, 5) OBP: 0.353, SLG: 0.431	0-0 F8			0-0 6-3 1-3		0-3 K		0-0 F6		4	0	0	0	0	1	1					
Greg Luzinski, R (1, 7) OBP: 0.389, SLG: 0.541		0-0 F8		0-0 6-3		0-0 F8		4-0 BB		3	0	0	0	1	0	1					
Richie Hebner, L (1, 3) OBP: 0.365, SLG: 0.478		0-0 F4			0-0 HR		0-0 1B 1B		0-0 F3	4	1	2	1	0	0	1					
Tim McCarver, L (1, 2) OBP: 0.353, SLG: 0.314		0-3 K			0-0 G3		0-0 1-2 1B		0-0 F8	4	0	1	0	0	1	1					
Jerry Martin, R (1, 9) OBP: 0.359, SLG: 0.473			0-0 5-3		0-0 F5-4-3 1B		0-0 F3			3	0	1	0	0	0	2					
Ted Sizemore, R (1, 4) OBP: 0.271, SLG: 0.253			0-0 F6		0-0 F5-4-3 1-2			0-0 FC4-6 1B		3	0	1	0	0	0	1					
Steve Carlton, L (1, 1) ERA: 5.63	4.1	15	2	1	1	1	0	0	0	0	0	0	0	0	0	0	2.08	0.462			
Jose Cardenal, R (8, PH) OBP: 0.333, SLG: 0.433										1	0	0	0	0	0	1					
Warren Brusstar, R (9, 1) ERA: 2.02	4.2	18	4	0	0	3	1	0	0	0	0	0	0	0	0	0	0.00	1.071			
Inning Stats	R: 0 E: 0 K: 0 S: 3	H: 0 LOB: 0 BB: 0 P: 3	R: 0 E: 0 K: 1 S: 5	H: 0 LOB: 0 BB: 0 P: 5	R: 0 E: 0 K: 0 S: 3	H: 0 LOB: 0 BB: 0 P: 3	R: 0 E: 0 K: 0 S: 4	H: 1 LOB: 1 BB: 0 P: 4	R: 1 E: 0 K: 0 S: 4	H: 2 LOB: 0 BB: 0 P: 4	R: 0 E: 0 K: 2 S: 7	H: 0 LOB: 0 BB: 0 P: 7	R: 0 E: 0 K: 1 S: 7	H: 2 LOB: 2 BB: 0 P: 7	R: 0 E: 0 K: 0 S: 4	H: 1 LOB: 1 BB: 0 P: 4	R: 0 E: 0 K: 0 S: 3	H: 0 LOB: 1 BB: 1 P: 7	1B: 5 2B: 0 3B: 0 HR: 1	SF: 0 SAC: 0 DP: 1 HBP: 0	WP: 0 PA: 33 PB: 0 SB: 1 CS: 0
PITCHER	IP WLS BF H R ER SO BB IBB HBP BLK WP HR S P ERA WHIP	IP WLS BF H R ER SO BB IBB HBP BLK WP HR S P ERA WHIP	IP WLS BF H R ER SO BB IBB HBP BLK WP HR S P ERA WHIP	IP WLS BF H R ER SO BB IBB HBP BLK WP HR S P ERA WHIP	IP WLS BF H R ER SO BB IBB HBP BLK WP HR S P ERA WHIP	IP WLS BF H R ER SO BB IBB HBP BLK WP HR S P ERA WHIP	IP WLS BF H R ER SO BB IBB HBP BLK WP HR S P ERA WHIP	IP WLS BF H R ER SO BB IBB HBP BLK WP HR S P ERA WHIP	IP WLS BF H R ER SO BB IBB HBP BLK WP HR S P ERA WHIP	IP WLS BF H R ER SO BB IBB HBP BLK WP HR S P ERA WHIP	IP WLS BF H R ER SO BB IBB HBP BLK WP HR S P ERA WHIP	IP WLS BF H R ER SO BB IBB HBP BLK WP HR S P ERA WHIP	IP WLS BF H R ER SO BB IBB HBP BLK WP HR S P ERA WHIP	IP WLS BF H R ER SO BB IBB HBP BLK WP HR S P ERA WHIP	IP WLS BF H R ER SO BB IBB HBP BLK WP HR S P ERA WHIP	IP WLS BF H R ER SO BB IBB HBP BLK WP HR S P ERA WHIP	IP WLS BF H R ER SO BB IBB HBP BLK WP HR S P ERA WHIP	IP WLS BF H R ER SO BB IBB HBP BLK WP HR S P ERA WHIP			

New York Mets @ Philadelphia Phillies
Veterans Stadium, Philadelphia, PA
Tue Aug 01 1978, 7:05 PM EDT
Att: 31,085 - Unknown

AB	32
R	1
H	6
RBI	1
BB	1
SO	4
LOB	11



Batter	1	2	3	4	5	6	7	8	9	AB	R	H	RBI	BB	SO	LOB	TOP					
Lee Mazzilli, S OBP: 0.349, SLG: 0.422 (1, 8)										4	1	1	2	1	2	1	New York Mets @ Philadelphia Phillies Veterans Stadium, Philadelphia, PA Wed Aug 02 1978, 3:33 AM EDT Att: 32,382 - Unknown					
Tim Foli, R OBP: 0.286, SLG: 0.319 (1, 6)										5	0	3	1	0	1	0						
Steve Henderson, R OBP: 0.329, SLG: 0.412 Dale Murray, R (7, 1)										4	0	1	0	0	1	5						
Tom Grieve, R OBP: 0.304, SLG: 0.370 (9, FH)										0	0	0	0	0	0	0						
John Stearns, R OBP: 0.361, SLG: 0.427 (1, 2)										1	0	1	0	0	0	0						
Willie Montanez, L OBP: 0.327, SLG: 0.422 (1, 3)										4	1	0	0	0	4							
Joel Youngblood, R OBP: 0.292, SLG: 0.485 (7, 7)										5	1	1	0	0	0	0						
Elliott Maddox, R OBP: 0.379, SLG: 0.354 (7, 9)										4	1	1	1	1	0	2						
Doug Flynn, R OBP: 0.285, SLG: 0.289 Mike Bruhart, R OBP: 0.095, SLG: 0.095 Lenny Randle, S OBP: 0.335, SLG: 0.325 (7, 5)										2	0	1	0	0	0	0						
Jerry Koosman, R OBP: 0.098, SLG: 0.157 Bobby Valentine, R OBP: 0.347, SLG: 0.330 (5, 4)										2	1	1	0	1	0	1						
Inning Stats	R: 0 E: 0 K: 1 S: 6	H: 1 LOB: 1 P: 6	R: 0 E: 0 K: 1 S: 6	H: 1 LOB: 2 P: 10	R: 0 E: 1 K: 0 S: 4	H: 0 LOB: 0 BB: 0 P: 4	R: 0 E: 0 K: 0 S: 3	H: 0 LOB: 0 BB: 0 P: 3	R: 0 E: 0 K: 1 S: 6	H: 1 LOB: 2 BB: 1 P: 10	R: 0 E: 0 K: 0 S: 5	H: 0 LOB: 0 BB: 0 P: 5	R: 1 E: 0 K: 1 S: 7	H: 2 LOB: 2 BB: 1 P: 11	R: 5 E: 1 K: 2 S: 11	H: 3 LOB: 0 BB: 0 P: 12	R: 0 E: 1 K: 0 S: 5	H: 3 LOB: 2 BB: 0 P: 5	1B: 6 2B: 5 3B: 1 HR: 1	SF: 0 SAC: 0 DP: 2 HBP: 1	WP: 0 PB: 0 SB: 2 CS: 0	PA: 43
PITCHER	IP	WLS	BF	H	R	ER	SO	BB	IBB	HBP	BLK	WP	HR	S	P	ERA	WHIP					
Randy Lerch, L ERA: 4.31 Ron Reed, R ERA: 2.57 Tug McGraw, L ERA: 2.4	(1, 1)	7.0	W	30	6	1	1	5	3	0	0	0	0	0	37	49	1.29	1.286				
	(8, 1)	1.0		8	3	5	2	2	0	0	1	0	0	1	11	12	18.00	3.000				
	(9, 1)	1.0	S	5	3	0	0	0	0	0	0	0	0	0	5	5	0.00	3.000				

Batter	1	2	3	4	5	6	7	8	9	AB	R	H	RBI	BB	SO	LOB	BOTTOM					
Garry Maddox, R OBP: 0.341, SLG: 0.426 (1, 8)										5	1	2	4	0	1	1	New York Mets @ Philadelphia Phillies Veterans Stadium, Philadelphia, PA Wed Aug 02 1978, 3:33 AM EDT Att: 32,382 - Unknown					
Larry Bowa, S OBP: 0.323, SLG: 0.376 (1, 6)										4	0	1	0	0	0	1						
Mike Schmidt, R OBP: 0.395, SLG: 0.442 (1, 5)										4	2	2	1	0	0	1						
Greg Luzinski, R OBP: 0.390, SLG: 0.545 Ron Reed, R Tug McGraw, R (8, 1)										3	1	1	0	1	0	1						
Jose Cardenal, R OBP: 0.331, SLG: 0.428 (1, 3)										4	1	1	0	0	0	2						
Bob Boone, R OBP: 0.350, SLG: 0.453 (1, 2)										3	1	1	1	1	0	1						
Jerry Martin, R OBP: 0.362, SLG: 0.481 (8, 7)										3	1	2	1	0	0	1						
Ted Sizemore, R OBP: 0.276, SLG: 0.255 Bud Harrelson, S OBP: 0.321, SLG: 0.200 (9, 4)										3	1	1	0	1	0	3						
Randy Lerch, L OBP: 0.237, SLG: 0.273 Bake McBride, L OBP: 0.320, SLG: 0.353 (8, 9)										2	0	0	1	0	0	1						
Inning Stats	R: 0 E: 0 K: 1 S: 5	H: 0 LOB: 0 P: 5	R: 5 E: 0 K: 0 S: 5	H: 2 LOB: 3 P: 17	R: 1 E: 0 K: 0 S: 4	H: 1 LOB: 0 BB: 0 P: 4	R: 1 E: 0 K: 0 S: 5	H: 2 LOB: 1 P: 5	R: 1 E: 0 K: 0 S: 6	H: 3 LOB: 2 BB: 0 P: 6	R: 0 E: 0 K: 0 S: 4	H: 1 LOB: 0 BB: 0 P: 4	R: 0 E: 0 K: 0 S: 4	H: 1 LOB: 1 BB: 0 P: 4	R: 0 E: 0 K: 1 S: 5	H: 1 LOB: 1 BB: 0 P: 5		1B: 7 2B: 1 3B: 1 HR: 2	SF: 2 SAC: 0 DP: 0 HBP: 0	WP: 0 PB: 0 SB: 0 CS: 1	PA: 37	
PITCHER	IP	WLS	BF	H	R	ER	SO	BB	IBB	HBP	BLK	WP	HR	S	P	ERA	WHIP					
Jerry Koosman, L ERA: 4.19 Mike Bruhart, R ERA: 4.99 Dale Murray, R ERA: 4.17	(1, 1)	4.0	L	20	5	7	7	1	0	0	0	0	0	2	19	31	15.75	1.750				
	(5, 1)	2.0		10	4	1	1	0	0	0	0	0	0	0	10	10	4.50	2.000				
	(7, 1)	2.0		7	2	0	0	1	0	0	0	0	0	9	9	0.00	1.000					

Batter	1	2	3	4	5	6	7	8	9	AB	R	H	RBI	BB	SO	LOB	TOP				
Lenny Randle, S OBP: 0.332, SLG: 0.322	G3	F7		1-2 1B		1-3			F5 FC6-4	6	0	1	0	0	0	3					
Tim Foli, R OBP: 0.288, SLG: 0.321	2B BB		G3 1B	F9		6-3			K	4	2	1	0	1	1	2					
Lee Mazzilli, S OBP: 0.349, SLG: 0.427	BB SF6 2B		F6	K		K			PB 2B	5	2	2	0	0	2	3					
Willie Montanez, L OBP: 0.332, SLG: 0.424	SF6 BB IBB		G3			G6-4-3 1B			PB 2B IBB	3	2	2	0	2	0	1					
John Stearns, R OBP: 0.367, SLG: 0.431			1B BB		G6-4-3	1B BB			1B IBB	2	1	1	3	3	0	1					
Joel Youngblood, R OBP: 0.310, SLG: 0.496	SF6		1-2 2-3 3-H 1B						1B BB E	3	1	3	3	1	0	0					
Elliott Maddox, R OBP: 0.376, SLG: 0.349	2-3 3-H F8		6-3			K			2-3 E 1B	4	0	0	0	1	2	5					
Doug Flynn, R OBP: 0.284, SLG: 0.288		F6-3		F4-3		F9			1-3 2-H 3-H 1B	5	0	1	1	0	1	0					
Craig Swan, R OBP: 0.191, SLG: 0.156		1-3				K			4-0 FC6-4 BB	3	0	0	0	1	2	0					
Bruce Boicclair, L OBP: 0.310, SLG: 0.335				F9 1B BB						0	0	0	0	0	0	0					
Bobby Valentine, R OBP: 0.352, SLG: 0.330										0	0	0	0	1	0	0					
Skip Lockwood, R OBP: 0.222, SLG: 0.667										0	0	0	0	0	0	0					
Inning Stats	R: 2 E: 0 K: 0 S: 4	H: 1 LOB: 2 BB: 3 P: 16	R: 0 E: 0 K: 0 S: 3	H: 0 LOB: 0 BB: 0 P: 3	R: 1 E: 0 K: 0 S: 5	H: 2 LOB: 2 BB: 1 P: 9	R: 0 E: 0 K: 1 S: 6	H: 1 LOB: 1 BB: 1 P: 10	R: 0 E: 0 K: 1 S: 5	H: 0 LOB: 0 BB: 0 P: 5	R: 1 E: 0 K: 1 S: 6	H: 2 LOB: 2 BB: 1 P: 10	R: 0 E: 0 K: 3 S: 9	H: 0 LOB: 0 BB: 0 P: 9	R: 4 E: 1 K: 1 S: 9	H: 4 LOB: 3 BB: 3 P: 21	1B: 7 2B: 4 3B: 0 HR: 0	SF: 1 SAC: 0 DP: 1 HBP: 0	WP: 0 PB: 1 SB: 1 CS: 0	PA: 46	
PITCHER	IP WLS BF H R ER SO BB IBB HBP BLK WP HR S P ERA WHIP	7.0 L 33 7 4 4 4 6 1 0 0 0 0 34 62 5.14 1.857	8.1 1.2 11 4 4 4 4 1 1 0 0 0 0 17 25 21.60 3.000	9.1 0.1 2 0 0 0 0 1 0 0 0 0 0 1 5 0.00 3.000																	

New York Mets @ St. Louis Cardinals
Busch Stadium, St. Louis, MO
Fri Aug 04 1978, 7:05 PM CDT
Att: 15,153 - Unknown

AB 35
R 8
H 11
RBI 7
BB 10
SO 8
LOB 15



Batter	1	2	3	4	5	6	7	8	9	AB	R	H	RBI	BB	SO	LOB	BOTTOM					
Lou Brock, L OBP: 0.254, SLG: 0.239	L8		S 2B 1B		F7			E5 1B 1B	1-2 1B	5	2	3	0	0	0	0						
Gary Templeton, S OBP: 0.296, SLG: 0.362	S 1B		1-2 2B BB		F8			F7	F9	4	0	1	0	1	0	3						
George Hendrick, R OBP: 0.325, SLG: 0.434	K		1-H 2-H 2B		G3-6 1B			2-H 1B		4	0	3	2	0	1	1						
Ted Simmons, S OBP: 0.379, SLG: 0.527	G3		FC5 1B		G3-6			F8		4	0	1	0	0	0	3						
Keith Hernandez, L OBP: 0.341, SLG: 0.401		F5		1-2 1B				F4-3		4	0	2	0	0	0	1						
Jerry Mumphrey, S OBP: 0.285, SLG: 0.286		G3		K		1-3			1B 2B	4	1	1	0	0	1	3						
Ken Reitz, R OBP: 0.271, SLG: 0.343		5-3		F4		6-3			5-3	4	0	0	0	0	0	3						
Mike Tyson, R OBP: 0.283, SLG: 0.314			F7		FC5					2	0	0	0	0	0	2						
Mike Phillips, L OBP: 0.295, SLG: 0.297			2-3 1B						2-H 1B	2	0	1	1	0	1	0						
Bob Forsch, R OBP: 0.203, SLG: 0.344			K		F4-3					2	0	0	0	0	1	0						
Tony Scott, S OBP: 0.276, SLG: 0.264										1	0	0	0	0	0	0						
Mark Littell, L OBP: 0.333, SLG: 0.600										0	0	0	0	0	0	0						
Buddy Schultz, R OBP: 0.333, SLG: 0.600										0	0	0	0	0	0	0						
Wayne Garrett, L OBP: 0.286, SLG: 0.230										1	0	0	0	0	1	1						
Inning Stats	R: 0 E: 0 K: 1 S: 6	H: 1 LOB: 1 BB: 0 P: 6	R: 0 E: 0 K: 0 S: 3	H: 0 LOB: 0 BB: 0 P: 3	R: 1 E: 0 K: 1 S: 6	H: 2 LOB: 2 BB: 1 P: 10	R: 0 E: 0 K: 1 S: 7	H: 2 LOB: 2 BB: 0 P: 7	R: 0 E: 0 K: 0 S: 3	H: 0 LOB: 0 BB: 0 P: 3	R: 0 E: 0 K: 0 S: 4	H: 2 LOB: 1 BB: 0 P: 4	R: 0 E: 0 K: 1 S: 5	H: 0 LOB: 0 BB: 0 P: 5	R: 1 E: 1 K: 0 S: 5	H: 2 LOB: 1 BB: 0 P: 5	R: 1 E: 0 K: 1 S: 8	H: 3 LOB: 2 BB: 0 P: 8	1B: 10 2B: 2 3B: 0 HR: 0	SF: 0 SAC: 0 DP: 1 HBP: 0	WP: 0 PB: 0 SB: 2 CS: 0	PA: 38
PITCHER	IP WLS BF H R ER SO BB IBB HBP BLK WP HR S P ERA WHIP	8.0 W 32 9 2 2 2 4 1 0 0 0 0 39 43 2.25 1.250	1.0 6 3 1 1 1 0 0 0 0 0 0 0 8 8 9.00 3.000																			

New York Mets @ St. Louis Cardinals
Busch Stadium, St. Louis, MO
Fri Aug 04 1978, 7:05 PM CDT
Att: 15,153 - Unknown

AB 37
R 3
H 12
RBI 3
BB 1
SO 5
LOB 17



Batter	1	2	3	4	5	6	7	8	9	AB	R	H	RBI	BB	SO	LOB	TOP					
Lee Mazzilli, S OBP: 0.350, SLG: 0.425	4-0 CS BB	0-0 FC6-4 1B		0-0 P4		0-3 K		0-0 6-3		4	0	1	0	1	1	1						
Tim Foli, R OBP: 0.286, SLG: 0.319	0-0 F2	0-0 FC6-4		0-0 F7		0-0 F8		0-0 1B		5	0	1	0	0	0	4						
Steve Henderson, R OBP: 0.336, SLG: 0.421	4-0 BB BB		0-0 1B 3B		0-0 BB FC6-4 1B		4-0 BB BB	0-0 1B		3	2	3	0	2	0	0						
John Stearns, R OBP: 0.367, SLG: 0.427	4-0 FC3-6 BB		0-0 5-3		4-0 FC6-4 BB 1B		0-0 5-3	0-0 F7		3	0	0	0	2	0	5						
Willie Montanez, L OBP: 0.335, SLG: 0.425	0-0 FC3-6		0-0 BB 1B		4-0 FC6-4 BB		0-0 1B 1B	0-0 F7		4	0	2	1	1	0	4						
Joel Youngblood, R OBP: 0.305, SLG: 0.493		0-0 F1-3 1B 2B	0-0 F8		0-0 F2		0-0 F7		0-0 6-3	5	1	1	0	0	0	5						
Elliott Maddox, R OBP: 0.377, SLG: 0.345		0-0 F8	4-0 FC6-4 BB		0-0 FC6-4		0-0 F8		4-0 G5-3 BB	3	0	0	1	2	0	4						
Doug Flynn, R OBP: 0.283, SLG: 0.286		0-0 F1-3	0-0 FC6-4		0-0 F6-3		0-0 F7		0-0 F4	5	0	1	0	0	0	6						
Nino Espinosa, R OBP: 0.208, SLG: 0.350		0-0 1B	0-0 F8		0-0 F8		0-0 F8		0-0 G5-3	1	0	1	1	0	0	0						
Bobby Valentine, R OBP: 0.339, SLG: 0.337										0	0	0	0	0	0	0						
Kevin Kobel, L OBP: 0.225, SLG: 0.182										0	0	0	0	0	0	0						
Bruce Bozzer, R OBP: 0.247, SLG: 0.346										0	0	0	0	0	0	0						
Dwight Bernard, R OBP: 0.310, SLG: 0.344										0	0	0	0	0	0	2						
Ed Kranepool, L OBP: 0.310, SLG: 0.344										0	0	0	0	0	0	0						
Dale Murray, R OBP: 0.300, SLG: 0.305										0	0	0	0	0	0	2						
Tom Griewe, R OBP: 0.300, SLG: 0.305										1	0	0	0	0	0	2						
Inning Stats	R: 0 E: 0 K: 0 S: 2	H: 0 LOB: 2 BB: 3 P: 14	R: 1 E: 0 K: 0 S: 6	H: 3 LOB: 2 BB: 0 P: 6	R: 1 E: 0 K: 0 S: 5	H: 2 LOB: 2 BB: 1 P: 9	R: 0 E: 0 K: 1 S: 3	H: 0 LOB: 0 BB: 0 P: 3	R: 1 E: 0 K: 0 S: 4	H: 1 LOB: 2 BB: 1 P: 12	R: 0 E: 0 K: 0 S: 6	H: 1 LOB: 2 BB: 1 P: 10	R: 0 E: 0 K: 0 S: 5	H: 2 LOB: 2 BB: 0 P: 5	R: 0 E: 0 K: 0 S: 5	H: 2 LOB: 2 BB: 0 P: 5	R: 0 E: 1 K: 0 S: 3	H: 0 LOB: 1 BB: 1 P: 7	1B: 8 2B: 2 3B: 1 HR: 0	SF: 0 SAC: 0 DP: 1 HBP: 0	WP: 0 PB: 0 SB: 0 CS: 1	PA: 45
PITCHER	IP WLS BF H R ER SO BB IBB HBP BLK WP HR S P ERA WHIP																					
Pete Falcone, L ERA: 5.71	4.0	23	6	3	3	0	6	0	0	0	0	0	0	0	17	41	6.75	3.000				
Tom Bruno, R ERA:	3.2	W	17	5	0	0	1	1	0	0	0	0	0	0	18	22	0.00	1.636				
Buddy Schultz, L ERA: 3.77	0.2	A	4	0	0	0	1	0	0	0	0	0	0	0	3	7	0.00	1.500				
Mark Littell, R ERA: 2.99	0.2	S	1	0	0	0	0	0	0	0	0	0	0	1	1	0.00	0.000					

New York Mets @ St. Louis Cardinals
 Busch Stadium, St. Louis, MO
 Sat Aug 05 1978, 7:05 PM CDT
 Att: 19,689 - Unknown

AB 37
 R 3
 H 11
 RBI 3
 BB 8
 SO 1
 LOB 33



Batter	1	2	3	4	5	6	7	8	9	AB	R	H	RBI	BB	SO	LOB	BOTTOM			
Lou Brock, L OBP: 0.250, SLG: 0.234	0-0 F8	0-0 F4-3		0-0 F7		0-0 F4				4	0	0	0	0	0	3				
Tony Scott, S OBP: 0.276, SLG: 0.264										0	0	0	0	0	0	0				
Gary Templeton, S OBP: 0.293, SLG: 0.359	0-0 1-5-3	0-0 1-3		0-3 K				0-0 5-3		4	0	0	0	0	1	1				
George Hendrick, R OBP: 0.327, SLG: 0.435	0-0 1B HR		0-0 1B 1B		0-0 6-3		0-0 3-1			4	2	2	0	0	0	0				
Keith Hernandez, L OBP: 0.340, SLG: 0.399	0-0 1B HR		0-0 F8		0-0 P5		0-0 3-1			4	1	1	0	0	0	1				
Jerry Mumphrey, S OBP: 0.292, SLG: 0.306	0-0 1B HR		0-0 1B 1B		0-0 6-3			0-0 CS 1B		4	2	3	3	0	0	0				
Ken Reitz, R OBP: 0.275, SLG: 0.345	0-0 1B		4-0 1B 1B IBB			0-0 1B WP 1B		0-0 G3		3	0	2	0	1	0	1				
Ken Oberkfell, L OBP: 0.160, SLG: 0.167	0-0 F4-3		0-0 P3			0-0 F7		0-0 1-3		4	0	0	0	0	0	5				
Steve Swisher, R OBP: 0.314, SLG: 0.354		0-0 SH3-4 2B	0-0 1B		0-0 6-3					3	0	2	2	0	0	1				
Pete Falcone, L OBP: 0.188, SLG: 0.188		0-0 SH3-4		0-0 5-3						1	0	0	0	0	0	0				
Tom Bruno, R OBP: 1.000, SLG: 1.000										1	0	1	0	0	0	0				
Buddy Schultz, R OBP: 0.333, SLG: 0.600										0	0	0	0	0	0	0				
Mark Littell, L ERA: 4.08										0	0	0	0	0	0	0				
Inning Stats	R: 3 E: 0 K: 0 S: 7	H: 4 LOB: 1 BB: 0 P: 7	R: 0 E: 0 K: 0 S: 4	H: 1 LOB: 1 BB: 0 P: 4	R: 2 E: 0 K: 0 S: 5	H: 3 LOB: 2 BB: 1 P: 9	R: 0 E: 0 K: 1 S: 5	H: 0 LOB: 0 BB: 0 P: 5	R: 0 E: 0 K: 0 S: 3	H: 0 LOB: 0 BB: 0 P: 3	R: 0 E: 0 K: 0 S: 5	H: 2 LOB: 2 BB: 0 P: 5	R: 0 E: 0 K: 0 S: 3	H: 0 LOB: 0 BB: 0 P: 3	R: 0 E: 0 K: 0 S: 3	H: 1 LOB: 0 BB: 0 P: 3	1B: 9 2B: 1 3B: 0 HR: 1	SF: 0 SAC: 1 DP: 0 HBP: 0	WP: 1 PB: 0 SB: 1 CS: 1	PA: 34
PITCHER	IP WLS BF H R ER SO BB IBB HBP BLK WP HR S P ERA WHIP																			
Nino Espinosa, R ERA: 4.39	3.0	L	17	8	5	5	0	0	0	0	0	0	0	0	8	8	0.00	2.667		
Kevin Kobel, L ERA: 1.94	2.0	A	6	0	0	0	1	0	0	0	0	0	0	0	8	8	0.00	0.000		
Dwight Bernard, R ERA: 2.76	1.0	A	5	2	0	0	0	0	0	0	0	0	0	1	0	5	0.00	2.000		
Dale Murray, R ERA: 4.08	2.0	A	6	1	0	0	0	0	0	0	0	0	0	0	6	6	0.00	0.500		

New York Mets @ St. Louis Cardinals
 Busch Stadium, St. Louis, MO
 Sat Aug 05 1978, 7:05 PM CDT
 Att: 19,689 - Unknown

AB 32
 R 5
 H 11
 RBI 5
 BB 1
 SO 1
 LOB 12



Batter	1	2	3	4	5	6	7	8	9	AB	R	H	RBI	BB	SO	LOB	TOP			
Lenny Randle, S OBP: 0.333, SLG: 0.321	0-0 5-3 SH3-4 1B		4-0 2B BB		0-0 P5		0-0 F8		0-0 F8	4	1	1	0	1	0	4				
Tim Foli, R OBP: 0.290, SLG: 0.326	0-0 SH3-4 1-2		0-0 2B 1-H			0-0 P6				3	0	2	1	0	0	0				
Steve Henderson, R OBP: 0.335, SLG: 0.419	0-0 5-3 2-3		0-0 F9			0-0 FC6-4 1B		0-3 K		4	0	1	0	0	1	3				
Willie Montanez, L OBP: 0.332, SLG: 0.421	0-0 1-3			0-0 4-3		0-0 F7		0-0 F4		4	0	0	0	0	0	3				
John Stearns, R OBP: 0.366, SLG: 0.423		0-0 L5		0-0 P4		0-0 FC6-4 1-2		4-0 BB		3	0	0	0	1	0	1				
Joel Youngblood, R OBP: 0.300, SLG: 0.482		0-0 6-3		0-0 L6			0-0 F8	0-0 P5		3	0	0	0	0	0	0				
Ed Kraneppol, L OBP: 0.306, SLG: 0.339										1	0	0	0	0	0	2				
Bruce Boisclair, L OBP: 0.317, SLG: 0.352		0-0 G3			4-0 PB BB				0-0 4-3	3	0	1	0	1	0	0				
Doug Flynn, R OBP: 0.280, SLG: 0.284			0-0 F6-3		0-0 F6 1-2		0-0 F9		0-0 F5-3	4	0	0	0	0	0	2				
Jerry Koosman, R OBP: 0.094, SLG: 0.151			0-0 P5		0-0 F7		4-0 BB		0-0 1B	2	0	0	0	0	0	1				
Lee Mazzilli, S OBP: 0.351, SLG: 0.425										0	0	0	0	1	0	0				
Kevin Kobel, R OBP: 0.250, SLG: 0.182										0	0	0	0	0	0	0				
Ron Hodges, L OBP: 0.330, SLG: 0.312										1	0	1	0	0	0	0				
Sergio Ferrer, S OBP: 0.167, SLG: 0.167										0	0	0	0	0	0	0				
Inning Stats	R: 0 E: 0 K: 0 S: 4	H: 1 LOB: 1 BB: 0 P: 4	R: 0 E: 0 K: 0 S: 3	H: 0 LOB: 0 BB: 0 P: 3	R: 1 E: 0 K: 0 S: 4	H: 1 LOB: 1 BB: 1 P: 8	R: 0 E: 0 K: 0 S: 3	H: 0 LOB: 0 BB: 0 P: 3	R: 0 E: 0 K: 0 S: 3	H: 1 LOB: 1 BB: 0 P: 4	R: 0 E: 0 K: 0 S: 4	H: 1 LOB: 2 BB: 1 P: 8	R: 0 E: 0 K: 1 S: 6	H: 1 LOB: 1 BB: 0 P: 10	R: 0 E: 0 K: 0 S: 4	H: 1 LOB: 1 BB: 0 P: 4	1B: 4 2B: 2 3B: 0 HR: 0	SF: 0 SAC: 1 DP: 0 HBP: 0	WP: 0 PB: 1 SB: 0 CS: 0	PA: 37
PITCHER	IP WLS BF H R ER SO BB IBB HBP BLK WP HR S P ERA WHIP																			
Silvio Martinez, R ERA: 3.18	(1, 1) 7.2 W 32 5 1 1 1 1 4 0 0 0 0 0 0 0 1.17 1.174																			
Roy Thomas, R ERA: 5.0	(8, 1) 1.1 S 5 1 0 0 0 0 0 0 0 0 0 0 0 0 0.00 0.750																			

New York Mets @ St. Louis Cardinals
 Busch Stadium, St. Louis, MO
 Sun Aug 06 1978, 3:33 AM CDT
 Att: 17,198 - Unknown

AB 32
 R 1
 H 6
 RBI 1
 BB 4
 SO 1
 LOB 16



Batter	1	2	3	4	5	6	7	8	9	AB	R	H	RBI	BB	SO	LOB	BOTTOM			
Garry Templeton, S OBP: 0.293, SLG: 0.360	0-0 E 1B 2B		0-3 K		0-3 K			0-0 F4		4	1	1	0	0	2	1				
Tony Scott, S OBP: 0.268, SLG: 0.256	0-0 E3 1B 2-3		0-0 F8		0-0 L5			0-0 5-3		4	1	0	0	0	0	1				
George Hendrick, R OBP: 0.329, SLG: 0.445	0-0 G5-3 1-3 3-H 1B		0-0 HR		0-0 6-3			0-3 K		4	1	2	2	0	1	0				
Roger Freed, R OBP: 0.333, SLG: 0.472	0-0 G5-3 1-2 3-H 1B		0-0 F8		0-0 F9					3	0	1	1	0	0	0				
Keith Hernandez, L OBP: 0.340, SLG: 0.399										0	0	0	0	0	0	0				
Ken Reitz, R OBP: 0.276, SLG: 0.345	0-0 G5-3 1-2 2-3 1B		0-0 G3		0-0 F4-6-3 1B					3	0	1	0	0	0	2				
Jerry Morales, R OBP: 0.283, SLG: 0.327	0-0 F9			0-0 F7		0-0 F4-6-3 1-2				3	0	0	0	0	0	2				
Steve Swisher, R OBP: 0.315, SLG: 0.353		0-0 1-3		0-0 F9		0-0 F6-4-3 1B				3	0	1	0	0	0	0				
Mike Tyson, R OBP: 0.287, SLG: 0.317		0-0 SH3-4 1B		0-0 1B		0-0 F6-4-3 1-2				3	0	2	0	0	0	1				
Silvio Martinez, R OBP: 0.167, SLG: 0.233		0-0 SH3-4		0-3 K						2	0	0	0	0	1	1				
Roy Thomas, R OBP: 0.333, SLG: 0.333		1-2								0	0	0	0	0	0	0				
Inning Stats	R: 2 E: 1 K: 0 S: 6	H: 3 LOB: 1 BB: 0 P: 6	R: 0 E: 0 K: 1 S: 6	H: 1 LOB: 1 BB: 0 P: 6	R: 1 E: 0 K: 0 S: 4	H: 1 LOB: 0 BB: 0 P: 4	R: 0 E: 0 K: 1 S: 6	H: 1 LOB: 0 BB: 0 P: 6	R: 0 E: 0 K: 0 S: 3	H: 1 LOB: 0 BB: 0 P: 3	R: 0 E: 0 K: 0 S: 3	H: 1 LOB: 0 BB: 0 P: 3	R: 0 E: 0 K: 1 S: 5	H: 0 LOB: 0 BB: 0 P: 5	R: 0 E: 0 K: 1 S: 5	H: 0 LOB: 0 BB: 0 P: 5	1B: 6 2B: 1 3B: 0 HR: 1	SF: 0 SAC: 1 DP: 3 HBP: 0	WP: 0 PB: 0 SB: 0 CS: 0	PA: 30
PITCHER	IP WLS BF H R ER SO BB IBB HBP BLK WP HR S P ERA WHIP																			
Jerry Koosman, L ERA: 4.15	(1, 1) 6.0 L 24 7 3 2 3 2 3 0 0 0 0 0 0 0 3.00 1.167																			
Kevin Kobel, L ERA: 1.87	(7, 1) 2.0 6 1 0 0 0 1 0 0 0 0 0 0 0 0.00 0.500																			

New York Mets @ St. Louis Cardinals
 Busch Stadium, St. Louis, MO
 Sun Aug 06 1978, 3:33 AM CDT
 Att: 17,198 - Unknown

AB 29
 R 3
 H 8
 RBI 3
 BB 0
 SO 4
 LOB 8



Batter	1	2	3	4	5	6	7	8	9	AB	R	H	RBI	BB	SO	LOB	TOP										
Elliott Maddox, R OBP: 0.393, SLG: 0.352 (1, 5) (7, 8)										6	1	4	2	0	0	0											
Tim Foli, R OBP: 0.290, SLG: 0.328 (1, 6)										6	1	2	1	0	0	3											
Steve Henderson, R OBP: 0.342, SLG: 0.419 (1, 7)										4	2	2	1	1	2	3											
John Stearns, R OBP: 0.373, SLG: 0.441 (1, 2)										4	3	3	2	1	1	1											
Willie Montanez, L OBP: 0.332, SLG: 0.425 (1, 3)										4	1	2	3	1	0	1											
Tom Grievs, R OBP: 0.273, SLG: 0.329 Lenny Randle, S OBP: 0.334, SLG: 0.320 (1, 9) (7, 5)										4	0	0	0	0	0	6											
Joel Youngblood, R OBP: 0.314, SLG: 0.513 (1, 8) (7, 9)										5	2	5	1	0	0	0											
Doug Flynn, R OBP: 0.279, SLG: 0.278 (1, 4)										5	0	0	0	0	2	5											
Craig Swan, R OBP: 0.204, SLG: 0.170 Bruce Boisclair, L OBP: 0.316, SLG: 0.349 Skip Lockwood, R OBP: 0.200, SLG: 0.600 (1, 1) (8, PH) (8, 1)										2	0	1	0	0	1	0											
Inning Stats	R: 0 E: 0 K: 1 S: 6	H: 2 LOB: 3 BB: 2 P: 14	R: 1 E: 0 K: 1 S: 8	H: 3 LOB: 2 BB: 0 P: 8	R: 1 E: 0 K: 1 S: 7	H: 2 LOB: 1 BB: 0 P: 7	R: 0 E: 0 K: 1 S: 5	H: 0 LOB: 0 BB: 0 P: 5	R: 0 E: 0 K: 1 S: 6	H: 2 LOB: 1 BB: 0 P: 6	R: 2 E: 0 K: 1 S: 7	H: 2 LOB: 1 BB: 1 P: 11	R: 5 E: 1 K: 0 S: 9	H: 6 LOB: 1 BB: 0 P: 9	R: 0 E: 0 K: 0 S: 3	H: 0 LOB: 0 BB: 0 P: 3	1B: 12 2B: 4 3B: 1 HR: 2	SF: 0 SAC: 1 DP: 1 HBP: 0	WP: 0 PB: 0 SB: 2 CS: 0	PA: 47							
PITCHER	IP	WLS	BF	H	R	ER	SO	BB	IBB	HBP	BLK	WP	HR	S	P	ERA	WHIP										
Woodie Fryman, L ERA: 3.65 (1, 1)	2.0		12	5	1	1	2	2	0	0	0	0	0	14	22	4.50	3.500										
Wayne Twitchell, R ERA: 5.81 (3, 1)	4.0	L	19	7	4	4	3	1	0	0	0	0	1	24	28	9.00	2.000										
Darold Knowles, L ERA: 2.53 (7, 1)	1.0		4	1	0	0	1	0	0	0	0	0	0	6	6	0.00	1.000										
Stan Bahnsen, R ERA: 4.35 (8, 1)	1.0		9	6	5	5	0	0	0	0	0	0	1	9	9	45.00	6.000										
Hal Dues, R ERA: 2.15 (9, 1)	1.0		3	0	0	0	0	0	0	0	0	0	0	3	3	0.00	0.000										
Batter	1	2	3	4	5	6	7	8	9	AB	R	H	RBI	BB	SO	LOB	BOTTOM										
Dave Cash, R OBP: 0.304, SLG: 0.332 (1, 4)										4	0	2	0	0	0	2											
Andre Dawson, R OBP: 0.312, SLG: 0.452 Stan Bahnsen, R OBP: 0.125, SLG: 0.125 Hal Dues, R OBP: 0.214, SLG: 0.214 (1, 8) (8, 1) (9, 1)										4	0	0	0	0	0	3											
Ellis Valentine, R OBP: 0.335, SLG: 0.498 (1, 9)										4	1	1	0	0	0	0											
Tony Perez, R OBP: 0.344, SLG: 0.456 (1, 3)										4	0	0	0	0	1	1											
Warren Cromartie, L OBP: 0.338, SLG: 0.414 (1, 7)										3	0	1	1	1	1	0											
Gary Carter, R OBP: 0.332, SLG: 0.403 (1, 2)										3	1	0	0	1	0	1											
Stan Papi, R OBP: 0.340, SLG: 0.358 (1, 5)										4	1	1	0	0	1	0											
Chris Speier, R OBP: 0.332, SLG: 0.334 (1, 6)										3	0	1	1	1	0	0											
Woodie Fryman, R OBP: 0.273, SLG: 0.125 Del Unser, L OBP: 0.316, SLG: 0.302 Wayne Twitchell, R OBP: 0.187, SLG: 0.109 Darold Knowles, L OBP: 0.200, SLG: 0.320 Tom Hutton, R OBP: 0.322, SLG: 0.376 (1, 1) (2, PH) (3, 1) (7, 1) (7, PH) (8, 8)										0	0	0	0	0	0	0											
Inning Stats	R: 0 E: 0 K: 0 S: 3	H: 1 LOB: 0 BB: 0 P: 3	R: 2 E: 0 K: 0 S: 5	H: 3 LOB: 2 BB: 2 P: 13	R: 1 E: 0 K: 1 S: 7	H: 2 LOB: 1 BB: 0 P: 7	R: 0 E: 0 K: 2 S: 7	H: 0 LOB: 0 BB: 0 P: 7	R: 0 E: 0 K: 0 S: 3	H: 0 LOB: 0 BB: 0 P: 3	R: 0 E: 0 K: 0 S: 4	H: 1 LOB: 2 BB: 1 P: 8	R: 0 E: 0 K: 1 S: 5	H: 0 LOB: 0 BB: 0 P: 5	R: 0 E: 0 K: 0 S: 3	H: 0 LOB: 0 BB: 0 P: 3	1B: 6 2B: 0 3B: 1 HR: 0	SF: 0 SAC: 0 DP: 1 HBP: 0	WP: 0 PB: 0 SB: 1 CS: 0	PA: 35							
PITCHER	IP	WLS	BF	H	R	ER	SO	BB	IBB	HBP	BLK	WP	HR	S	P	ERA	WHIP										
Craig Swan, R ERA: 2.5 (1, 1)	7.0	W	29	7	3	3	3	3	0	0	0	0	0	8	8	3.86	1.429										
Skip Lockwood, R ERA: 3.49 (8, 1)	2.0		6	0	0	0	1	0	0	0	0	0	0	8	8	0.00	0.000										

New York Mets @ Montreal Expos
Olympic Stadium, Montreal, QB
Wed Aug 09 1978, 7:05 PM EDT
Att: 16,910 - Unknown

AB 43
R 10
H 19
RBI 10
BB 3
SO 6
LOB 19

WP: 0
PB: 0
SB: 2
CS: 0

New York Mets @ Montreal Expos
Olympic Stadium, Montreal, QB
Wed Aug 09 1978, 7:05 PM EDT
Att: 16,910 - Unknown

AB 32
R 3
H 7
RBI 3
BB 3
SO 4
LOB 8

WP: 0
PB: 0
SB: 1
CS: 0

PA: 47

PA: 35

Batter	1	2	3	4	5	6	7	8	9	AB	R	H	RBI	BB	SO	LOB	TOP												
Garry Templeton, S (1, 6) OBP: 0.300, SLG: 0.372										4	1	2	2	1	0	0													
Tony Scott, S (1, 7) OBP: 0.272, SLG: 0.277										5	0	0	0	0	0	5													
George Hendrick, R (1, 8) OBP: 0.324, SLG: 0.444										4	0	1	1	0	0	0													
Roger Freed, R (1, 3) OBP: 0.296, SLG: 0.422										4	0	0	0	0	1	1													
Keith Hernandez, L (8, 3) OBP: 0.340, SLG: 0.397										0	0	0	0	0	0	0													
Ken Reitz, R (1, 5) OBP: 0.270, SLG: 0.339										4	1	0	0	0	0	1													
Jerry Morales, R (1, 9) OBP: 0.287, SLG: 0.330										4	1	3	0	0	1	0													
Steve Swisher, R (1, 2) OBP: 0.354, SLG: 0.382										4	1	3	1	0	0	1													
Mike Tyson, R (1, 4) OBP: 0.284, SLG: 0.315										2	1	0	0	1	0	3													
Mike Phillips, L (8, PH) OBP: 0.323, SLG: 0.313										0	0	0	0	1	0	0													
John Denny, R (1, 1) OBP: 0.193, SLG: 0.241										1	0	0	1	0	0	0													
Jerry Mumphrey, S (8, PH) OBP: 0.286, SLG: 0.301										1	0	0	0	0	1	3													
Roy Thomas, R (8, 1) OBP: 0.333, SLG: 0.333										0	0	0	0	0	0	0													
Inning Stats	R: 1 E: 0 K: 0 S: 4	H: 1 LOB: 0 BB: 0 P: 4	R: 3 E: 0 K: 0 S: 6	H: 3 LOB: 1 BB: 1 P: 10	R: 0 E: 0 K: 0 S: 3	H: 0 LOB: 0 BB: 0 P: 3	R: 0 E: 1 K: 0 S: 5	H: 1 LOB: 3 BB: 1 P: 9	R: 0 E: 0 K: 1 S: 5	H: 0 LOB: 0 BB: 0 P: 5	R: 0 E: 0 K: 0 S: 3	H: 0 LOB: 0 BB: 0 P: 3	R: 0 E: 0 K: 1 S: 8	H: 3 LOB: 3 BB: 1 P: 12	R: 0 E: 0 K: 0 S: 3	H: 0 LOB: 0 BB: 0 P: 3	1B: 7 2B: 2 3B: 0 HR: 0	SF: 2 SAC: 1 DP: 1 HBP: 0	WP: 0 PB: 0 SB: 0 CS: 0	PA: 39									
PITCHER	IP WLS BF H R ER SO BB IBB HBP BLK WP HR S P ERA WHIP																												
Kevin Kobel, L (1, 1) ERA: 2.37	7.2	L	34	9	5	5	2	1	1	0	0	0	0	0	0	36	44	5.87	1.304										
Skip Lockwood, R (8, 1) ERA: 3.31	1.1		5	0	0	0	1	0	1	0	0	0	0	0	0	6	10	0.00	0.000										

St. Louis Cardinals @ New York Mets
Shea Stadium, Flushing, NY
Sat Aug 12 1978, 3:33 AM EDT
Att: 8,623 - Unknown

AB 33
R 5
H 9
RBI 5
BB 3
SO 3
LOB 14




Batter	1	2	3	4	5	6	7	8	9	AB	R	H	RBI	BB	SO	LOB	BOTTOM											
Elliott Maddox, R (1, 5) OBP: 0.382, SLG: 0.344										3	0	0	0	1	0	1												
Tim Lincecum, R (1, 6) OBP: 0.283, SLG: 0.320										3	0	0	0	0	0	1												
Lenny Randle, S (8, PH) OBP: 0.333, SLG: 0.323										1	0	0	0	0	1	0												
Lee Mazzilli, S (1, 8) OBP: 0.357, SLG: 0.428										2	1	0	0	2	0	1												
Willie Montanez, L (1, 3) OBP: 0.328, SLG: 0.417										4	0	0	0	0	0	3												
John Stearns, R (1, 2) OBP: 0.374, SLG: 0.436										3	0	1	0	1	1	1												
Steve Henderson, R (1, 7) OBP: 0.340, SLG: 0.414										3	0	0	0	0	0	3												
Joel Youngblood, R (1, 9) OBP: 0.301, SLG: 0.490										3	0	0	0	0	2	0												
Skip Lockwood, R (8, 1) OBP: 0.200, SLG: 0.600										0	0	0	0	0	0	0												
Doug Flynn, R (1, 4) OBP: 0.277, SLG: 0.274										3	0	0	0	0	0	0												
Kevin Kobel, R (1, 1) OBP: 0.214, SLG: 0.154										2	0	0	0	0	2	1												
Bruce Boisclair, L (8, 9) OBP: 0.313, SLG: 0.345										1	0	0	0	0	0	0												
Inning Stats	R: 0 E: 0 K: 0 S: 3	H: 0 LOB: 0 BB: 0 P: 3	R: 0 E: 0 K: 0 S: 2	H: 0 LOB: 0 BB: 1 P: 6	R: 0 E: 1 K: 2 S: 8	H: 0 LOB: 1 BB: 0 P: 8	R: 1 E: 1 K: 0 S: 4	H: 0 LOB: 1 BB: 1 P: 8	R: 0 E: 0 K: 2 S: 7	H: 0 LOB: 0 BB: 0 P: 7	R: 0 E: 0 K: 0 S: 3	H: 1 LOB: 0 BB: 0 P: 3	R: 0 E: 0 K: 0 S: 3	H: 0 LOB: 0 BB: 0 P: 3	R: 0 E: 0 K: 2 S: 7	H: 0 LOB: 1 BB: 1 P: 11	1B: 1 2B: 0 3B: 0 HR: 0	SF: 0 SAC: 0 DP: 2 HBP: 0	WP: 0 PB: 0 SB: 0 CS: 0	PA: 32								
PITCHER	IP WLS BF H R ER SO BB IBB HBP BLK WP HR S P ERA WHIP																											
John Denny, R (1, 1) ERA: 2.99	7.0	W	25	1	1	0	4	3	0	0	0	0	0	0	30	42	0.00	0.571										
Roy Thomas, R (8, 1) ERA: 4.43	2.0		7	0	0	0	2	1	0	0	0	0	0	0	10	14	0.00	0.500										

St. Louis Cardinals @ New York Mets
Shea Stadium, Flushing, NY
Sat Aug 12 1978, 3:33 AM EDT
Att: 8,623 - Unknown

AB 28
R 1
H 1
RBI 0
BB 4
SO 6
LOB 11



Batter	1	2	3	4	5	6	7	8	9	AB	R	H	RBI	BB	SO	LOB	TOP								
Lou Brock, L OBP: 0.282, SLG: 0.242 (1, 7)	0-0 4-3		0-0 F7		0-0 4-3	0-0 1B		0-0 FC4-2 1B	0-0 4-3	5	0	1	1	1	0	5									
Gary Templeton, S OBP: 0.303, SLG: 0.373 (1, 6)	4-0 BB		0-3 K		0-0 4-3	0-0 1B		0-0 1B		4	0	2	2	1	1	3									
Jerry Mumphy, S OBP: 0.286, SLG: 0.299 (1, 9)	0-0 F8			0-0 4-3	0-0 4-3	0-0 F7		0-0 1B		5	0	1	0	0	0	6									
Ted Simmons, S OBP: 0.379, SLG: 0.513 (1, 2)	0-0 F7			0-0 3-1		0-0 F9	0-0 F8	0-0 F6		5	0	0	0	0	0	4									
Keith Hernandez, L OBP: 0.340, SLG: 0.401 (1, 3)		0-0 1-4-3		0-0 1B 2B		0-0 F5	0-0 F5		0-0 1B 2B	5	1	2	0	0	0	0									
Wayne Garrett, L OBP: 0.316, SLG: 0.253 (1, 5)		0-0 F3-6 1B		0-0 2H 1B		0-0 1B BB	0-3 K		0-0 2H 1B	4	1	3	1	1	1	0									
Tony Scott, S OBP: 0.282, SLG: 0.283 (1, 8)		0-0 F3-6			0-0 1B PB 1B	0-0 1B		0-0 F9	4-0 1B	4	2	2	0	1	0	1									
Mike Phillips, L OBP: 0.347, SLG: 0.341 (1, 4)			0-0 SH3-4 1B		0-0 4-3 1B	0-0 BB 1B		0-0 2B FC4-2 1B	0-0 F8	5	1	4	1	0	0	2									
Pete Vuckovich, R OBP: 0.125, SLG: 0.150 (1, 1)			0-0 SH3-4		0-0 F6	0-0 1B BB 1B		0-0 FC4-2 1B 2B	0-3 K	4	1	2	1	0	1	4									
Inning Stats	R: 0 E: 0 K: 0 S: 3	H: 0 LOB: 1 BB: 1 P: 7	R: 0 E: 0 K: 0 S: 3	H: 1 LOB: 0 BB: 0 P: 3	R: 0 E: 0 K: 1 S: 6	H: 1 LOB: 1 BB: 0 P: 6	R: 0 E: 0 K: 0 S: 4	H: 2 LOB: 2 BB: 0 P: 4	R: 1 E: 0 K: 0 S: 6	H: 3 LOB: 2 BB: 0 P: 6	R: 3 E: 0 K: 0 S: 7	H: 4 LOB: 3 BB: 2 P: 15	R: 0 E: 0 K: 1 S: 5	H: 0 LOB: 0 BB: 0 P: 5	R: 1 E: 0 K: 0 S: 7	H: 4 LOB: 2 BB: 1 P: 11	R: 1 E: 0 K: 1 S: 7	H: 2 LOB: 2 BB: 1 P: 11	1B: 14 2B: 3 3B: 0 HR: 0	SF: 0 SAC: 1 DP: 1 HBP: 0	WP: 0 PB: 1 SB: 0 CS: 0	PA: 46			
PITCHER	IP	WLS	BF	H	R	ER	SO	BB	IBB	HBP	BLK	WP	HR	S	P	ERA	WHIP								
Mike Bruhart, R ERA: 4.97 (1, 1)	5.2	L	27	10	4	4	1	2	0	0	0	0	0	27	35	6.35	2.118								
Dwight Bernard, R ERA: 2.99 (6, 1)	2.0		12	5	1	1	1	1	0	0	0	0	0	13	17	4.50	3.000								
Dale Murray, R ERA: 4.27 (8, 1)	1.1		7	2	1	1	1	1	0	0	0	0	0	8	12	6.75	2.250								

St. Louis Cardinals @ New York Mets
Shea Stadium, Flushing, NY
Sun Aug 13 1978, 3:33 AM EDT
Att: 11,088 - Unknown

AB 41
R 6
H 17
RBI 6
BB 4
SO 3
LOB 25



Batter	1	2	3	4	5	6	7	8	9	AB	R	H	RBI	BB	SO	LOB	BOTTOM								
Lenny Randle, S OBP: 0.335, SLG: 0.323 (1, 5)	0-3 K			4-0 CS 1B BB		0-0 G1		0-0 1B		3	0	1	0	1	1	0									
Bobby Valentine, R OBP: 0.352, SLG: 0.330 (1, 4)	0-0 5-3			0-0 1H 1B		0-0 FC6-4 1B		0-0 L6		4	0	2	0	0	0	1									
Bruce Boisclair, L OBP: 0.306, SLG: 0.337 (1, 7)	0-0 F7			0-0 F8		0-0 FC6-4 FC5-4			0-3 K	4	0	0	0	0	1	2									
Ed Kranepool, L OBP: 0.286, SLG: 0.313 (1, 3)		0-0 L4		0-0 F8		0-0 FC5-4			0-0 1-3	4	0	0	0	0	0	2									
Lee Mazzilli, S OBP: 0.354, SLG: 0.424 (1, 8)		0-0 F9			0-0 3-1		0-3 K		0-0 6-3	4	0	0	0	0	1	0									
Joel Youngblood, R OBP: 0.296, SLG: 0.481 (1, 9)		0-0 L7			0-0 E6 1B SF8		0-3 K			3	1	0	0	0	1	0									
Ron Hodges, L OBP: 0.330, SLG: 0.313 (1, 2)			0-0 F8		0-0	0-0 P4				3	0	1	0	0	0	0									
Dale Murray, R (8, 1)					1-3 1B					0	0	0	0	0	0	0									
Doug Flynn, R OBP: 0.275, SLG: 0.273 (1, 6)			0-3 K		0-0 SF8			0-0 F3		2	0	0	1	0	1	0									
Mike Bruhart, R OBP: 0.083, SLG: 0.083 (1, 1)			0-3 K		3-H 0-3 K			0-0 F2		2	0	0	0	0	2	1									
John Stearns, R OBP: 0.373, SLG: 0.435 (8, 2)										1	0	0	0	0	0	0									
Inning Stats	R: 0 E: 0 K: 1 S: 5	H: 0 LOB: 0 BB: 0 P: 5	R: 0 E: 0 K: 0 S: 3	H: 0 LOB: 0 BB: 0 P: 3	R: 0 E: 0 K: 2 S: 7	H: 0 LOB: 0 BB: 0 P: 7	R: 0 E: 0 K: 0 S: 3	H: 1 LOB: 1 BB: 1 P: 7	R: 1 E: 1 K: 1 S: 7	H: 1 LOB: 1 BB: 0 P: 7	R: 0 E: 0 K: 0 S: 4	H: 1 LOB: 1 BB: 0 P: 4	R: 0 E: 0 K: 2 S: 7	H: 0 LOB: 0 BB: 0 P: 7	R: 0 E: 0 K: 0 S: 4	H: 1 LOB: 1 BB: 0 P: 4	R: 0 E: 0 K: 1 S: 5	H: 0 LOB: 0 BB: 0 P: 5	1B: 4 2B: 0 3B: 0 HR: 0	SF: 1 SAC: 0 DP: 0 HBP: 0	WP: 0 PB: 0 SB: 0 CS: 1	PA: 32			
PITCHER	IP	WLS	BF	H	R	ER	SO	BB	IBB	HBP	BLK	WP	HR	S	P	ERA	WHIP								
Pete Vuckovich, R ERA: 2.22 (1, 1)	9.0	W	32	4	1	0	7	1	0	0	0	0	0	45	49	0.00	0.556								

St. Louis Cardinals @ New York Mets
Shea Stadium, Flushing, NY
Sun Aug 13 1978, 3:33 AM EDT
Att: 11,088 - Unknown

AB 30
R 1
H 4
RBI 1
BB 1
SO 7
LOB 6



Batter	1	2	3	4	5	6	7	8	9	AB	R	H	RBI	BB	SO	LOB	TOP			
Gene Richards, L OBP: 0.376, SLG: 0.407	F9		F9			SF7 1B		F8		4	1	1	0	0	0	0	San Diego Padres @ New York Mets Shea Stadium, Flushing, NY Tue Aug 15 1978, 7:05 PM EDT Att: 9,956 - Unknown			
Ozzie Smith, S OBP: 0.309, SLG: 0.308	F7			F8		F6		1-3		4	0	0	0	0	0	1				
Broderick Perkins, L OBP: 0.239, SLG: 0.340	G3				2B	SF7		F6		3	0	1	1	0	0	0				
Dave Winfield, R OBP: 0.345, SLG: 0.470		F6-3		5-3		E5			FC6-4 1B	4	0	1	0	0	0	1				
Oscar Gamble, L OBP: 0.383, SLG: 0.417						4-3			FC6-4 BB	3	0	1	0	1	0	2				
Fernando Gonzalez, R OBP: 0.299, SLG: 0.298										3	0	0	0	0	0	3				
Jerry Turner, L OBP: 0.351, SLG: 0.447		FC3-6 1B		F3						0	0	0	0	1	0	0				
Rick Sweet, S OBP: 0.319, SLG: 0.276										4	0	0	0	0	0	3				
Bill Almon, R OBP: 0.313, SLG: 0.316										3	0	1	0	0	1	0				
Don Reynolds, R OBP: 0.325, SLG: 0.254			K							1	0	0	0	0	0	2				
Randy Jones, R OBP: 0.182, SLG: 0.197			K							3	0	0	0	0	1	1				
Inning Stats	R: 0 E: 0 K: 0 S: 3	H: 0 LOB: 0 BB: 0 P: 3	R: 0 E: 0 K: 0 S: 4	H: 1 LOB: 1 BB: 0 P: 4	R: 0 E: 0 K: 2 S: 7	H: 0 LOB: 0 BB: 0 P: 7	R: 0 E: 0 K: 0 S: 4	H: 1 LOB: 2 BB: 1 P: 8	R: 0 E: 0 K: 0 S: 3	H: 0 LOB: 0 BB: 0 P: 3	R: 1 E: 1 K: 0 S: 5	H: 1 LOB: 1 BB: 0 P: 5	R: 0 E: 0 K: 0 S: 4	H: 1 LOB: 1 BB: 0 P: 4	R: 0 E: 0 K: 0 S: 3	H: 0 LOB: 0 BB: 1 P: 8	1B: 4 2B: 1 3B: 0 HR: 0	SF: 1 SAC: 0 DP: 0 HBP: 0	WP: 0 PB: 0 SB: 2 CS: 0	PA: 35
PITCHER	IP WLS BF H R ER SO BB IBB HBP BLK WP HR S P ERA WHIP	IP WLS BF H R ER SO BB IBB HBP BLK WP HR S P ERA WHIP	IP WLS BF H R ER SO BB IBB HBP BLK WP HR S P ERA WHIP	IP WLS BF H R ER SO BB IBB HBP BLK WP HR S P ERA WHIP	IP WLS BF H R ER SO BB IBB HBP BLK WP HR S P ERA WHIP	IP WLS BF H R ER SO BB IBB HBP BLK WP HR S P ERA WHIP	IP WLS BF H R ER SO BB IBB HBP BLK WP HR S P ERA WHIP	IP WLS BF H R ER SO BB IBB HBP BLK WP HR S P ERA WHIP	IP WLS BF H R ER SO BB IBB HBP BLK WP HR S P ERA WHIP	IP WLS BF H R ER SO BB IBB HBP BLK WP HR S P ERA WHIP	IP WLS BF H R ER SO BB IBB HBP BLK WP HR S P ERA WHIP	IP WLS BF H R ER SO BB IBB HBP BLK WP HR S P ERA WHIP	IP WLS BF H R ER SO BB IBB HBP BLK WP HR S P ERA WHIP	IP WLS BF H R ER SO BB IBB HBP BLK WP HR S P ERA WHIP	IP WLS BF H R ER SO BB IBB HBP BLK WP HR S P ERA WHIP	IP WLS BF H R ER SO BB IBB HBP BLK WP HR S P ERA WHIP	IP WLS BF H R ER SO BB IBB HBP BLK WP HR S P ERA WHIP			
Craig Swan, R ERA: 2.37	8.1	W	33	5	1	0	2	1	1	0	0	0	0	0	0	0	0.00	0.720		
Skip Lockwood, R ERA: 3.28	0.2	S	2	0	0	0	0	0	0	0	0	0	0	0	2	2	0.00	0.000		

AB	32
R	1
H	5
RBI	1
BB	2
SO	2
LOB	13

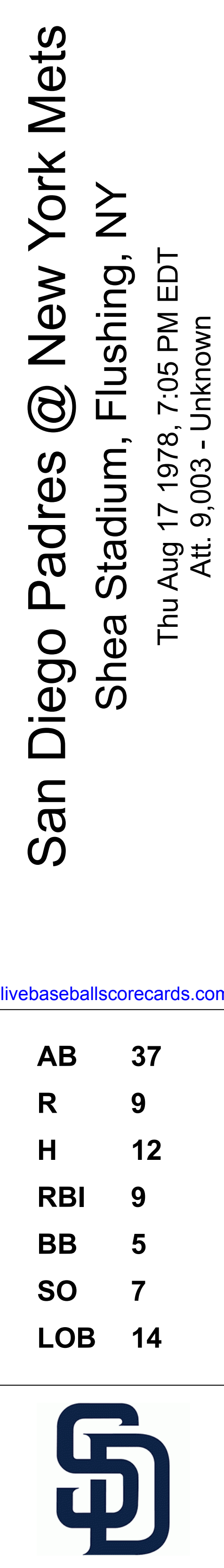


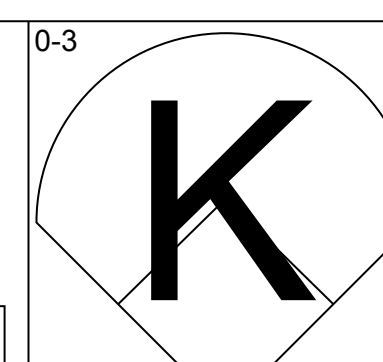
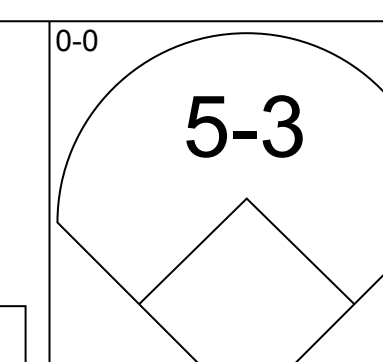
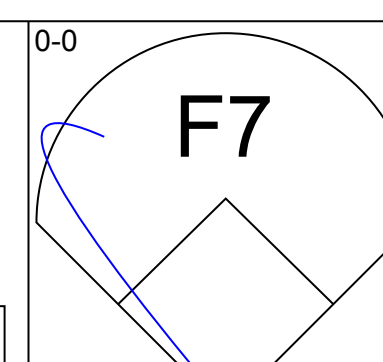
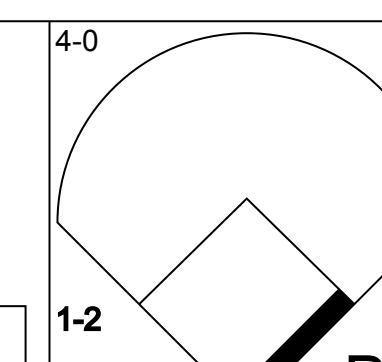
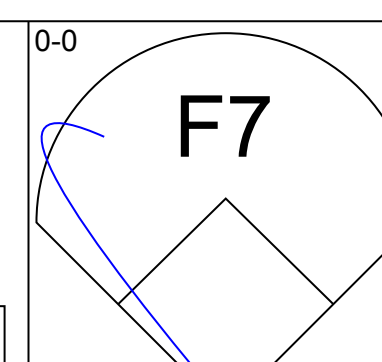
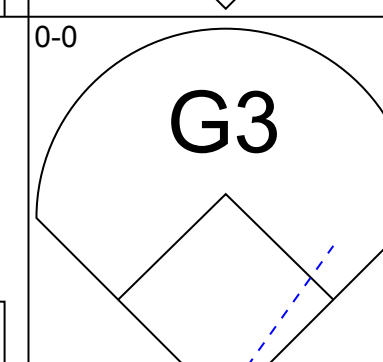
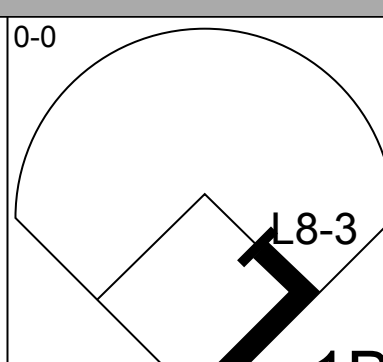
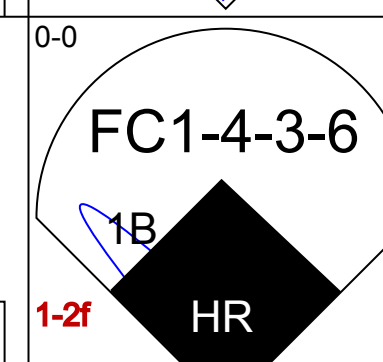
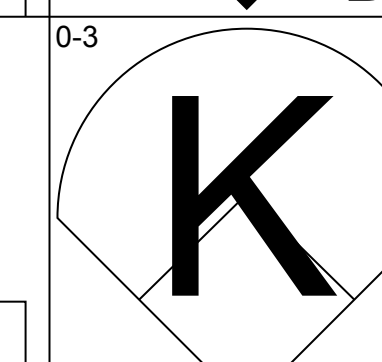
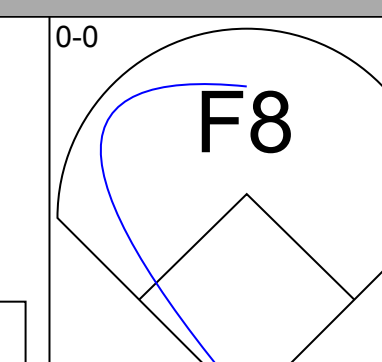
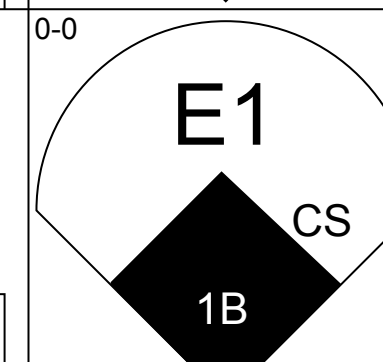
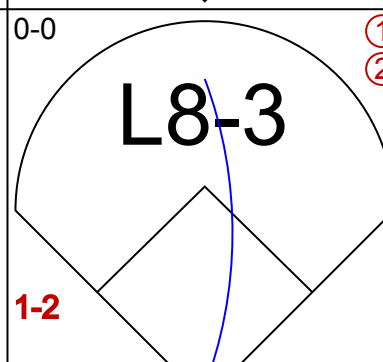
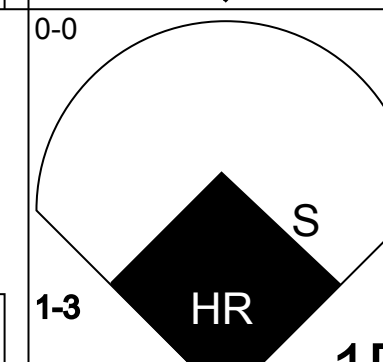
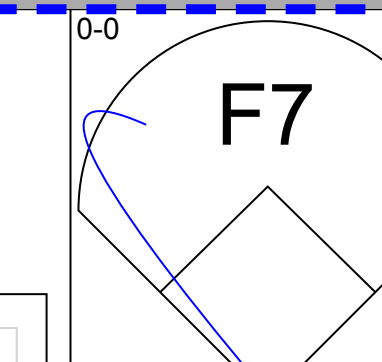
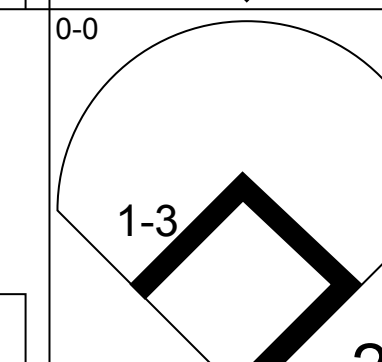
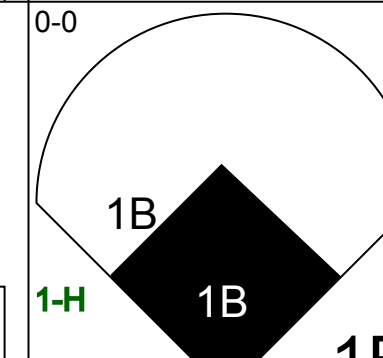
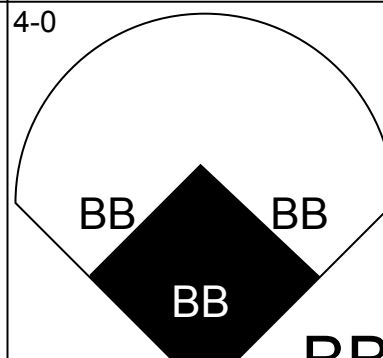
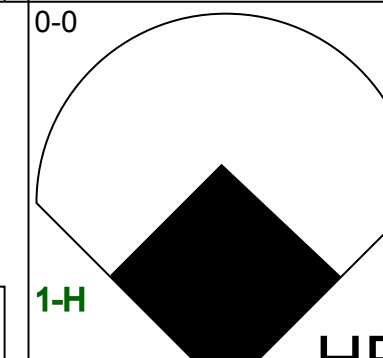
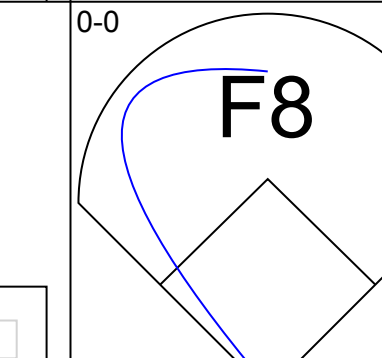
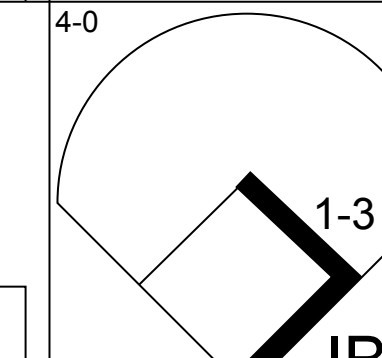
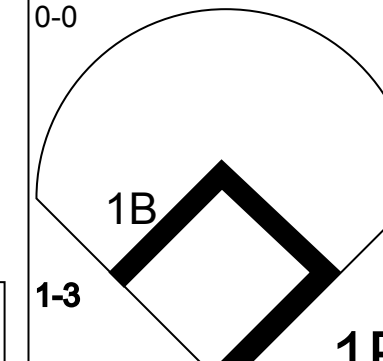
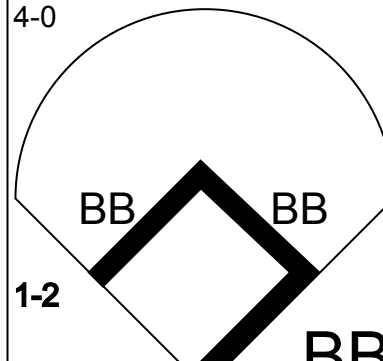
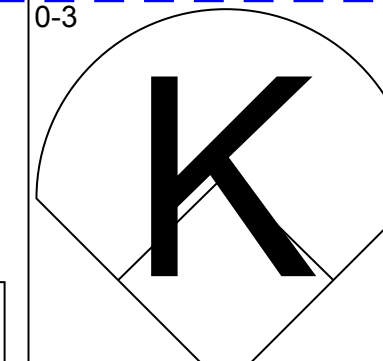
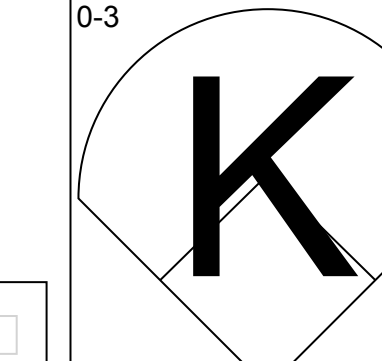
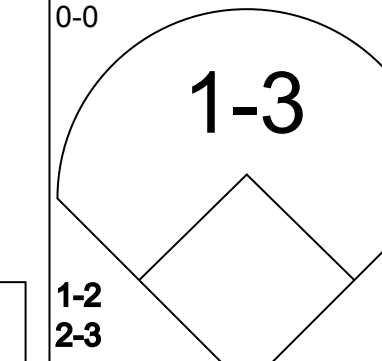
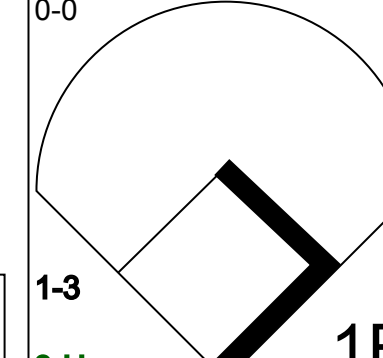
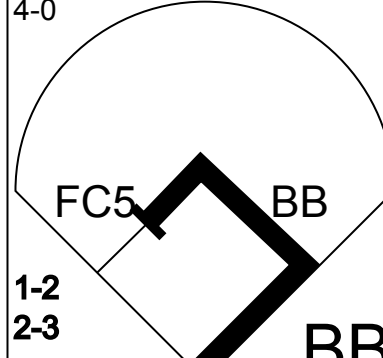
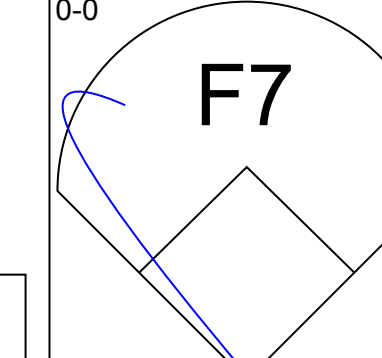
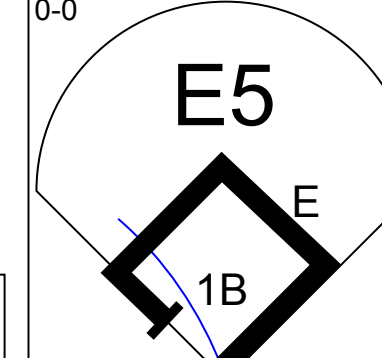
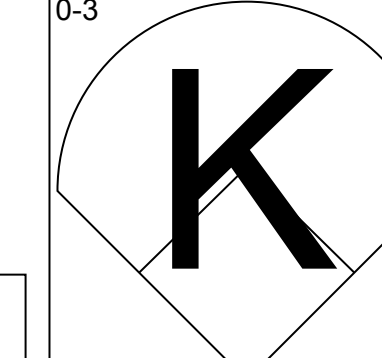
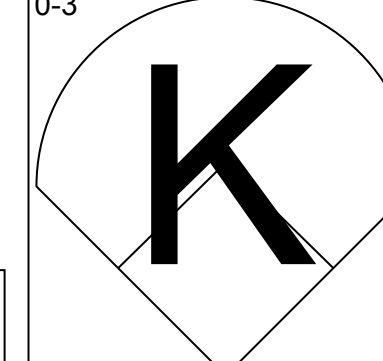
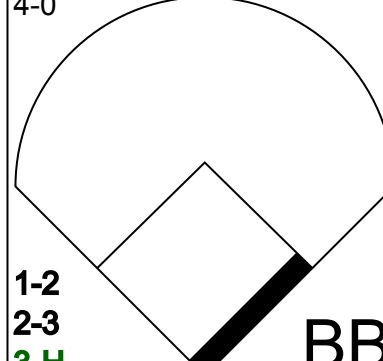

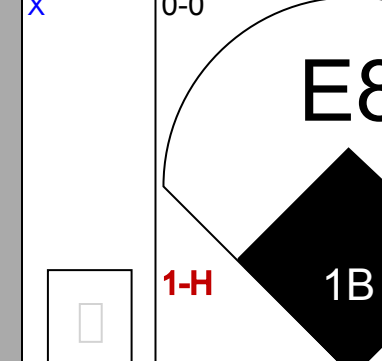
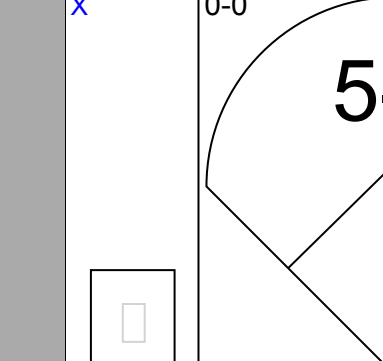
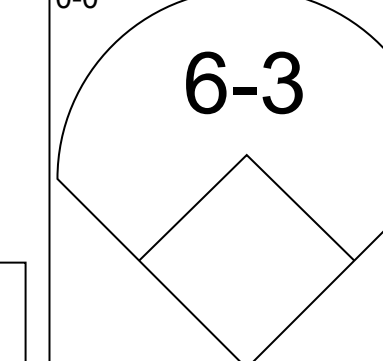
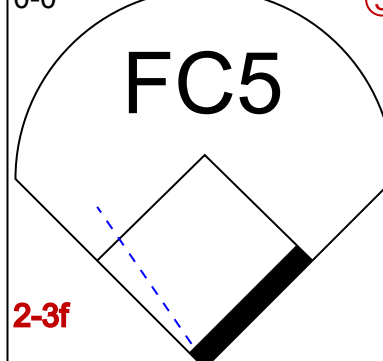
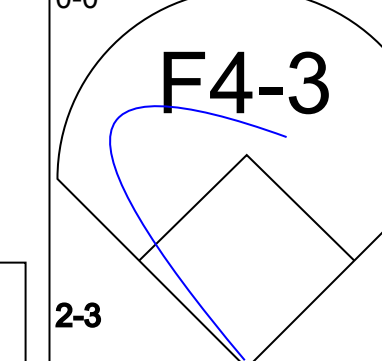

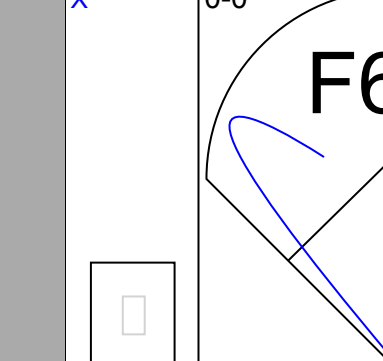
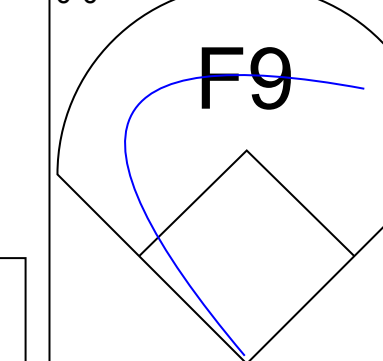
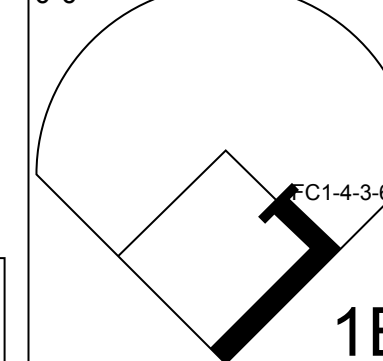
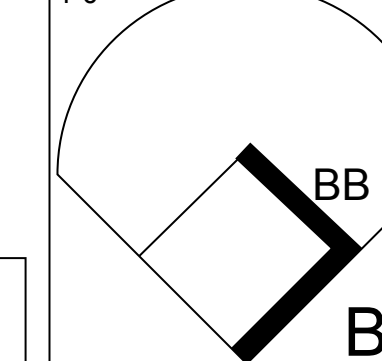
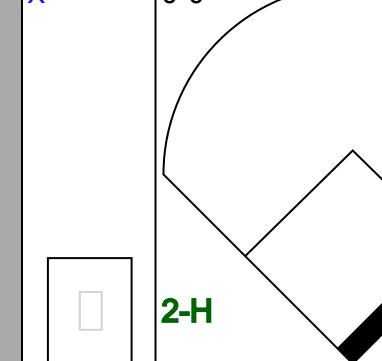
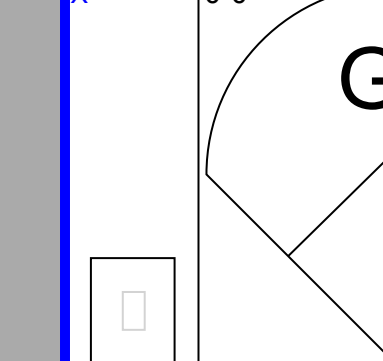
Batter	1	2	3	4	5	6	7	8	9	AB	R	H	RBI	BB	SO	LOB	BOTTOM			
Elliott Maddox, R OBP: 0.381, SLG: 0.341	6-3		F9		FC1-6-5 E 2B BB			SH1-4 2B BB		3	1	0	1	1	0	1	San Diego Padres @ New York Mets Shea Stadium, Flushing, NY Tue Aug 15 1978, 7:05 PM EDT Att: 9,956 - Unknown			
Bobby Valentine, R OBP: 0.344, SLG: 0.322	5-3			6-3	E4 1-3			SH1-4 1-2		3	0	0	0	0	0	1				
Tim Foli, R OBP: 0.283, SLG: 0.320										0	0	0	0	0	0	0				
Steve Henderson, R OBP: 0.341, SLG: 0.417				6-3	L3					4	1	2	1	0	0	2				
Lenny Randle, S OBP: 0.335, SLG: 0.323		1B								0	0	0	0	0	0	0				
Willie Montanez, L OBP: 0.327, SLG: 0.415	F8									4	0	1	0	0	0	2				
John Stearns, R OBP: 0.377, SLG: 0.437										3	0	2	0	1	0	0				
Lee Mazzilli, S OBP: 0.353, SLG: 0.422										4	0	1	1	0	0	3				
Joel Youngblood, R OBP: 0.295, SLG: 0.476										4	1	1	0	0	0	2				
Doug Flynn, R OBP: 0.275, SLG: 0.273										3	0	1	0	0	0	0				
Craig Swan, R OBP: 0.196, SLG: 0.163										2	0	0	0	0	0	0				
Skip Lockwood, R OBP: 0.200, SLG: 0.600										0	0	0	0	0	0	0				
Inning Stats	R: 0 E: 0 K: 0 S: 4	H: 1 LOB: 1 BB: 0 P: 4	R: 0 E: 0 K: 0 S: 3	H: 1 LOB: 0 BB: 0 P: 3	R: 0 E: 0 K: 0 S: 3	H: 0 LOB: 0 BB: 0 P: 3	R: 0 E: 0 K: 0 S: 5	H: 2 LOB: 2 BB: 0 P: 5	R: 1 E: 1 K: 0 S: 6	H: 2 LOB: 2 BB: 0 P: 6	R: 0 E: 0 K: 0 S: 3	H: 0 LOB: 0 BB: 0 P: 3	R: 0 E: 0 K: 0 S: 3	H: 0 LOB: 0 BB: 0 P: 3	R: 2 E: 0 K: 0 S: 5	H: 2 LOB: 2 BB: 2 P: 13	1B: 7 2B: 1 3B: 0 HR: 0	SF: 0 SAC: 2 DP: 1 HBP: 0	WP: 0 PB: 0 SB: 0 CS: 0	PA: 34
PITCHER	IP WLS BF H R ER SO BB IBB HBP BLK WP HR S P ERA WHIP	IP WLS BF H R ER SO BB IBB HBP BLK WP HR S P ERA WHIP	IP WLS BF H R ER SO BB IBB HBP BLK WP HR S P ERA WHIP	IP WLS BF H R ER SO BB IBB HBP BLK WP HR S P ERA WHIP	IP WLS BF H R ER SO BB IBB HBP BLK WP HR S P ERA WHIP	IP WLS BF H R ER SO BB IBB HBP BLK WP HR S P ERA WHIP	IP WLS BF H R ER SO BB IBB HBP BLK WP HR S P ERA WHIP	IP WLS BF H R ER SO BB IBB HBP BLK WP HR S P ERA WHIP	IP WLS BF H R ER SO BB IBB HBP BLK WP HR S P ERA WHIP	IP WLS BF H R ER SO BB IBB HBP BLK WP HR S P ERA WHIP	IP WLS BF H R ER SO BB IBB HBP BLK WP HR S P ERA WHIP	IP WLS BF H R ER SO BB IBB HBP BLK WP HR S P ERA WHIP	IP WLS BF H R ER SO BB IBB HBP BLK WP HR S P ERA WHIP	IP WLS BF H R ER SO BB IBB HBP BLK WP HR S P ERA WHIP	IP WLS BF H R ER SO BB IBB HBP BLK WP HR S P ERA WHIP	IP WLS BF H R ER SO BB IBB HBP BLK WP HR S P ERA WHIP				
Randy Jones, L ERA: 2.88	8.0	L	34	8	3	3	0	1	1	0	0	0	0	0	0	0	3.38	1.125		

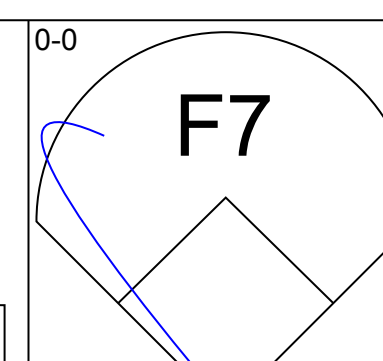
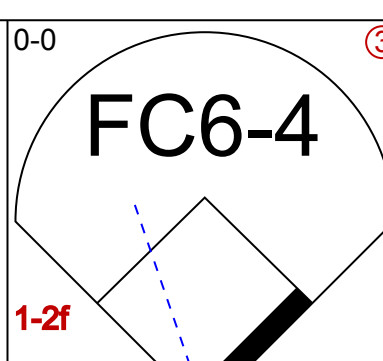
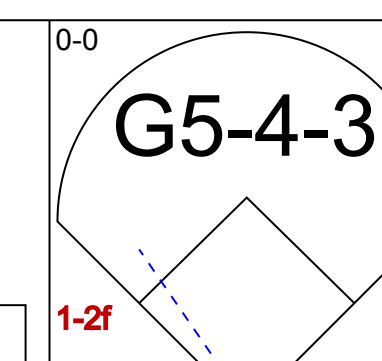
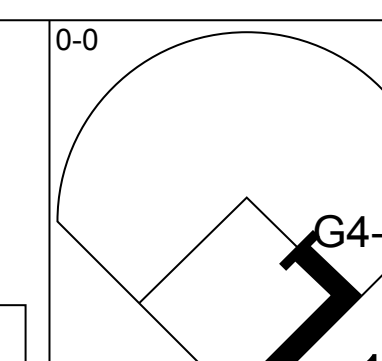
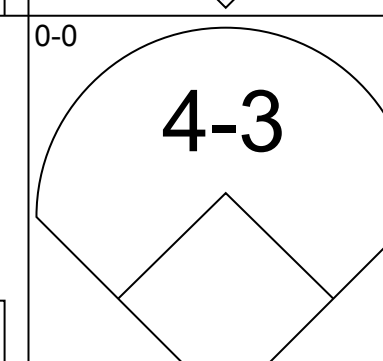
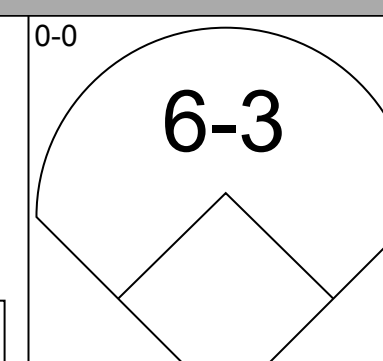
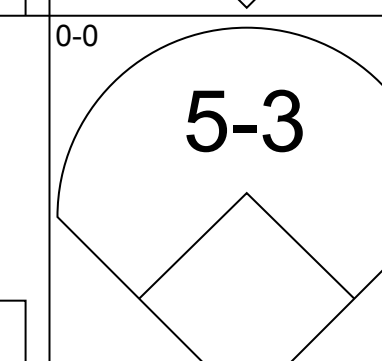
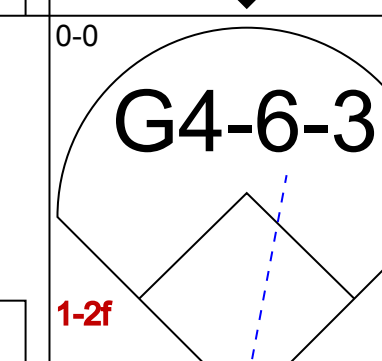
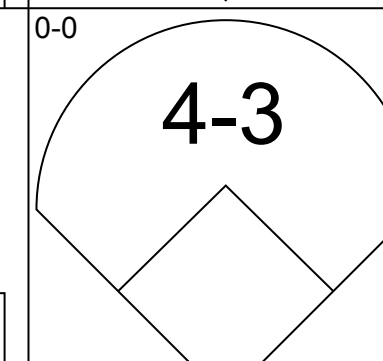
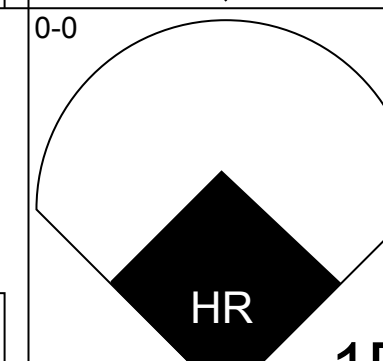
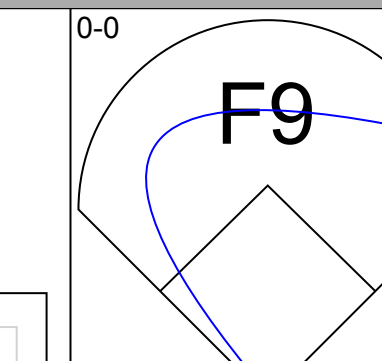
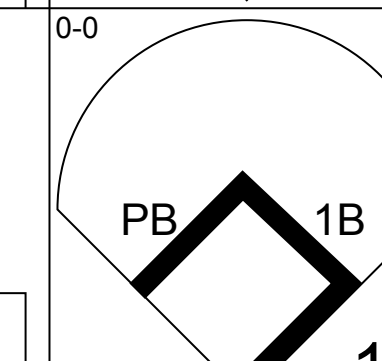
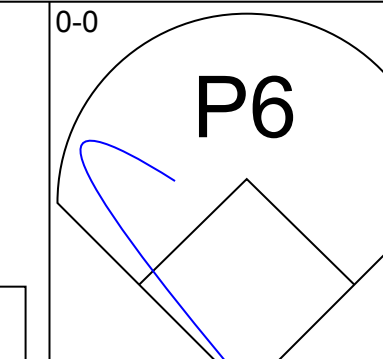
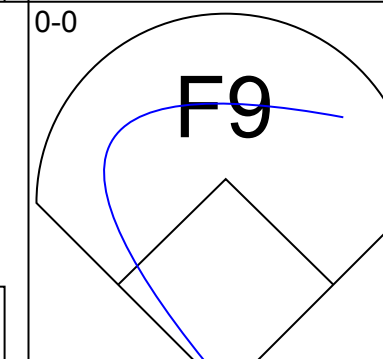
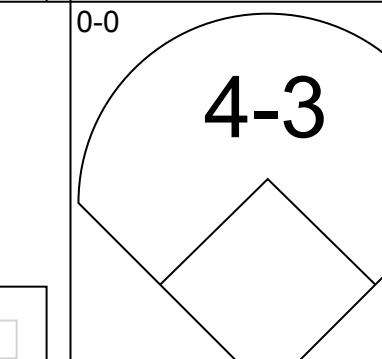
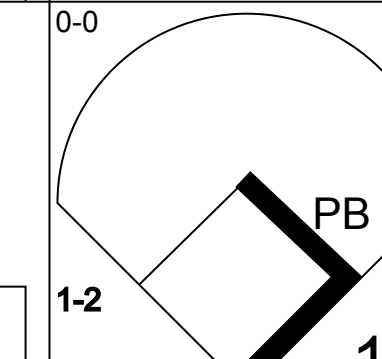
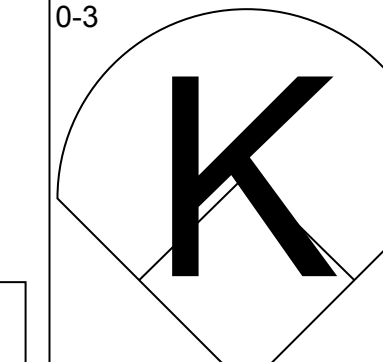
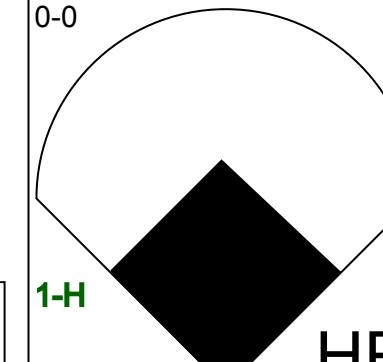
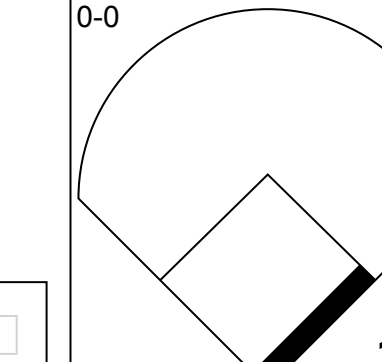
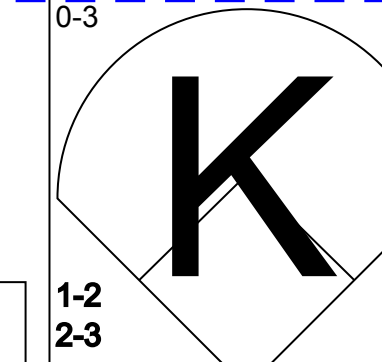
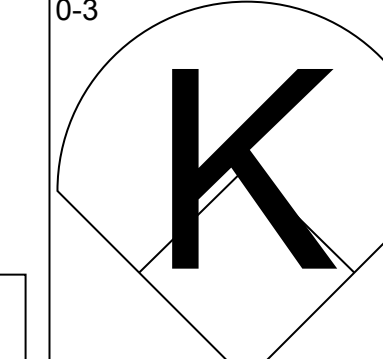
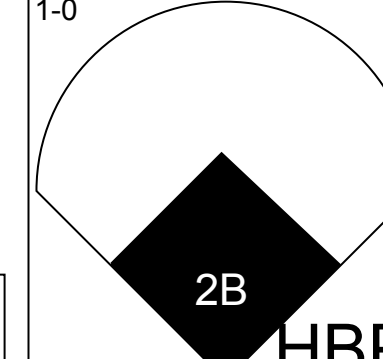
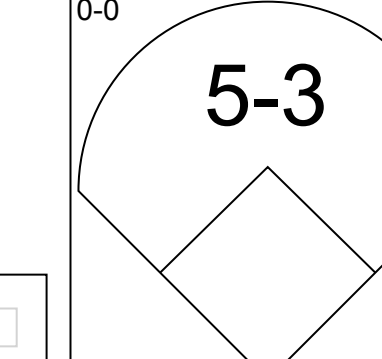
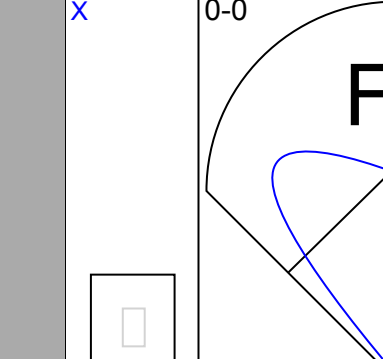
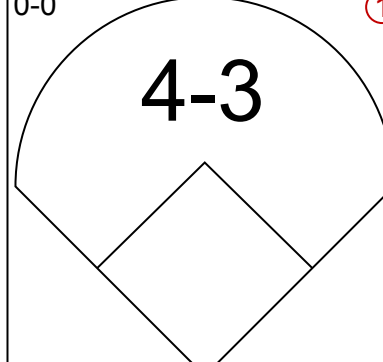
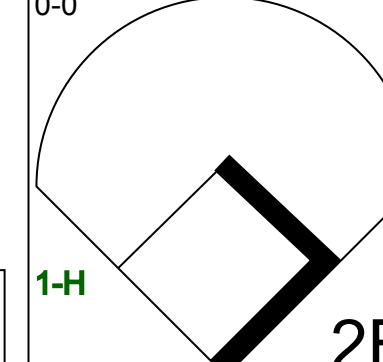
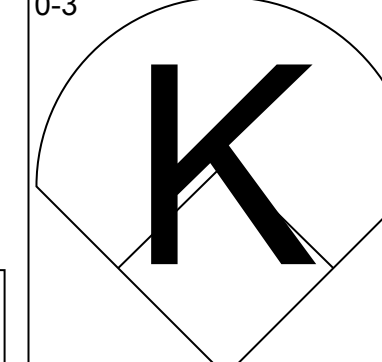
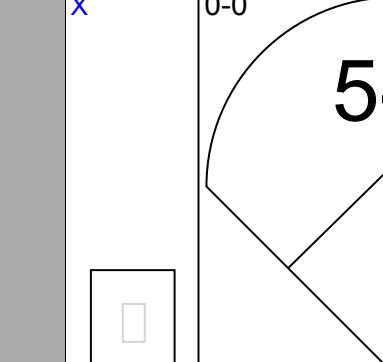
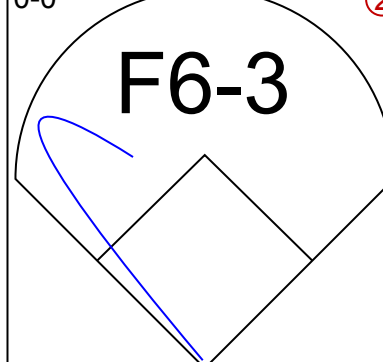
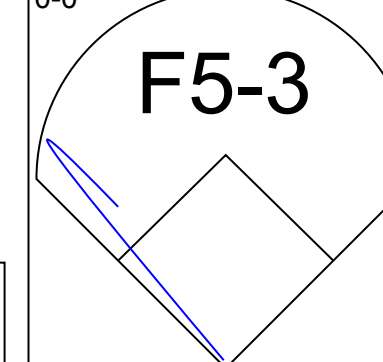
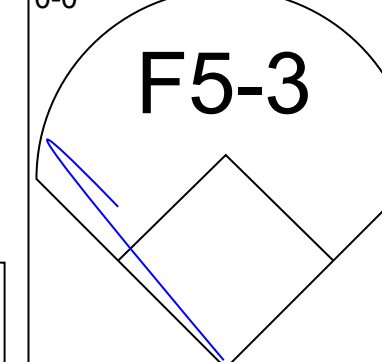
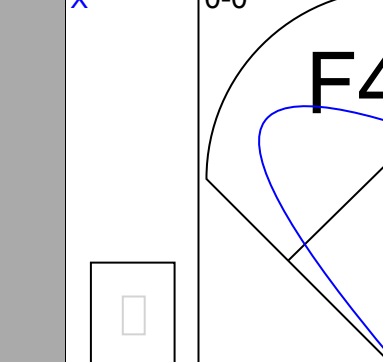
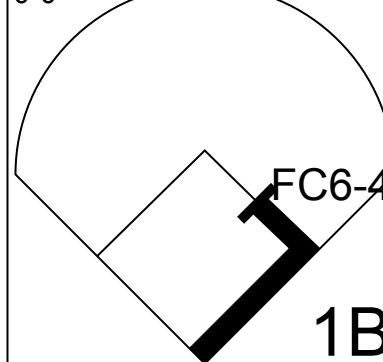
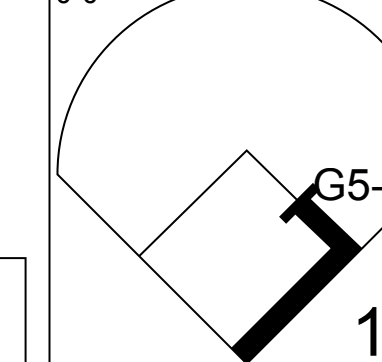
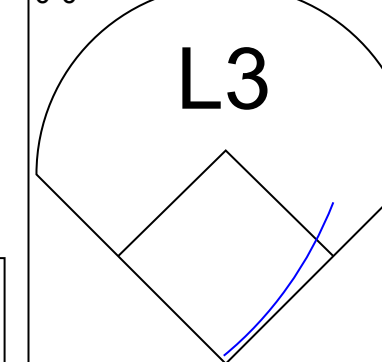


Batter	1	2	3	4	5	6	7	8	9	AB	R	H	RBI	BB	SO	LOB	TOP					
Gene Richards, L (1,7) OBP: 0.374, SLG: 0.403 Jerry Turner, L (6,7) OBP: 0.345, SLG: 0.438	F9 BB SF7 BB		F4-3	F4-3		1-3		F8		3	1	0	0	1	0	1	<p>San Diego Padres @ New York Mets</p> <p>Shea Stadium, Flushing, NY</p> <p>Thu Aug 17 1978, 7:05 PM EDT</p> <p>Att: 9,003 - Unknown</p> <p>livebaseballscorecards.com</p>					
Ozzie Smith, S (1,6) OBP: 0.317, SLG: 0.319 Chuck Baker, R (6,FR) OBP: 0.277, SLG: 0.267				2B		1B		1-3		3	2	3	1	1	0	0						
Broderick Perkins, L (1,3) OBP: 0.255, SLG: 0.363	F9		F8	F						5	0	3	2	0	0	3						
Dave Winfield, R (1,8) OBP: 0.349, SLG: 0.483 Don Reynolds, R (8,7) OBP: 0.325, SLG: 0.254	SF7		2B	F		K		F8		5	2	2	3	0	1	4						
Oscar Gamble, L (1,9) OBP: 0.379, SLG: 0.415 Jim Beswick, S (6,9)	K		HR			F4-3		F8		3	1	1	1	0	1	1						
Tucker Ashford, R (1,4) OBP: 0.293, SLG: 0.362		K	HR			6-3		K		5	1	1	2	0	3	0						
Derrel Thomas, S (1,5) OBP: 0.302, SLG: 0.289 Mickey Lolich, S (7,1)						K		K		1	0	0	0	3	1	0						
Rick Sweet, S (1,2) OBP: 0.319, SLG: 0.278		F9	F5			1-3		FC4		4	1	2	0	0	0	2						
Gaylord Perry, R (1,1) OBP: 0.141, SLG: 0.145 Bill Almon, R (7,PH) OBP: 0.312, SLG: 0.315	F8					SH1-4		FC4		2	0	0	0	0	0	1						
						1-2		1-2		1	0	0	0	0	0	2						
Inning Stats	R: 1 E: 0 K: 1 S: 5	H: 0 LOB: 1 BB: 2 P: 13	R: 0 E: 0 K: 1 S: 5	H: 0 LOB: 1 BB: 1 P: 9	R: 4 E: 0 K: 0 S: 7	H: 4 LOB: 1 BB: 1 P: 11	R: 1 E: 0 K: 0 S: 4	H: 2 LOB: 0 BB: 0 P: 4	R: 1 E: 0 K: 1 S: 6	H: 1 LOB: 0 BB: 0 P: 6	R: 2 E: 0 K: 1 S: 8	H: 3 LOB: 2 BB: 0 P: 8	R: 0 E: 0 K: 1 S: 6	H: 1 LOB: 2 BB: 1 P: 10	R: 0 E: 0 K: 2 S: 4	H: 1 LOB: 0 BB: 0 P: 4	R: 0 E: 0 K: 2 S: 7	H: 0 LOB: 0 BB: 0 P: 7	1B: 5 2B: 5 3B: 0 HR: 2	SF: 1 SAC: 1 DP: 0 HBP: 0	WP: 0 PB: 0 SB: 0 CS: 0	PA: 44
PITCHER	IP WLS BF H R ER SO BB IBB HBP BLK WP HR S P ERA WHIP																					
Juan Berenguer, R (1,1) ERA: 15.0	3.0 L 17 4 5 5 2 4 0 0 0 0 0 1 17 33 15.00 2.667																					
Dwight Bernard, R (4,1) ERA: 3.91	2.2 13 5 4 4 1 0 0 0 0 0 0 1 14 14 13.50 1.875																					
Dale Murray, R (6,1) ERA: 4.21	1.1 7 2 0 0 2 1 0 0 0 0 0 0 10 14 0.00 2.250																					
Kevin Kobel, L (8,1) ERA: 2.3	2.0 7 1 0 0 2 0 0 0 0 0 0 0 11 11 0.00 0.500																					

Batter	1	2	3	4	5	6	7	8	9	AB	R	H	RBI	BB	SO	LOB	BOTTOM					
Lenny Randle, S (1,5) OBP: 0.339, SLG: 0.326	B1			FC3-6		E S		G4-6-3		3	1	2	0	1	0	0	<p>San Diego Padres @ New York Mets</p> <p>Shea Stadium, Flushing, NY</p> <p>Thu Aug 17 1978, 7:05 PM EDT</p> <p>Att: 9,003 - Unknown</p> <p>livebaseballscorecards.com</p>					
Tim Foli, R (1,6) OBP: 0.284, SLG: 0.320 Ron Hodges, L (7,2) OBP: 0.326, SLG: 0.309	6-3			FC3-6		1B		G4-6-3		3	0	1	1	0	0	1						
Lee Mazzilli, S (1,8) OBP: 0.348, SLG: 0.415	L3			B1-3		G3		F9		4	0	0	0	0	2							
Willie Montanez, L (1,3) OBP: 0.327, SLG: 0.413		6-3		1-3						4	0	1	0	0	0	1						
John Stearns, R (1,2) OBP: 0.373, SLG: 0.429 Sergio Ferrer, S (7,6) OBP: 0.143, SLG: 0.143		5-3				F5		5-3		3	0	0	0	0	0	2						
Joel Youngblood, R (1,7) OBP: 0.294, SLG: 0.476		L4						6-3		3	1	1	0	1	0	0						
Elliott Maddox, R (1,9) OBP: 0.379, SLG: 0.340				F7		SF7		F9		2	0	0	1	0	0	1						
Doug Flynn, R (1,4) OBP: 0.272, SLG: 0.270 Dale Murray, R (6,1)				F9		F7		B3		2	0	0	0	0	0	0						
Bruce Boisclair, L (7,PH) OBP: 0.305, SLG: 0.335 Kevin Kobel, R (8,1) OBP: 0.214, SLG: 0.154				F9						1	0	0	0	0	0	1						
Juan Berenguer, R (1,1) Tom Grieve, R (3,PH) OBP: 0.272, SLG: 0.318 Dwight Bernard, R (4,1) Bobby Valentine, R (6,4) OBP: 0.338, SLG: 0.316				F8		6-3		FC6-4		0	0	0	0	0	0	0						
						1-2				2	0	0	0	0	0	1						
Inning Stats	R: 0 E: 0 K: 0 S: 3	H: 0 LOB: 0 BB: 0 P: 3	R: 0 E: 0 K: 0 S: 3	H: 0 LOB: 0 BB: 0 P: 3	R: 0 E: 0 K: 0 S: 3	H: 0 LOB: 0 BB: 0 P: 3	R: 0 E: 0 K: 0 S: 4	H: 1 LOB: 1 BB: 0 P: 4	R: 1 E: 0 K: 0 S: 4	H: 1 LOB: 0 BB: 0 P: 4	R: 1 E: 0 K: 0 S: 6	H: 3 LOB: 2 BB: 0 P: 6	R: 0 E: 0 K: 0 S: 3	H: 0 LOB: 1 BB: 1 P: 7	R: 0 E: 0 K: 0 S: 2	H: 0 LOB: 0 BB: 1 P: 6	R: 0 E: 0 K: 0 S: 3	H: 0 LOB: 0 BB: 0 P: 3	1B: 4 2B: 0 3B: 1 HR: 0	SF: 1 SAC: 0 DP: 1 HBP: 0	WP: 0 PB: 0 SB: 1 CS: 0	PA: 33
PITCHER	IP WLS BF H R ER SO BB IBB HBP BLK WP HR S P ERA WHIP																					
Gaylord Perry, R (1,1) ERA: 3.14	6.0 W 23 6 2 2 2 0 0 0 0 0 0 0 23 23 3.00 0.833																					
Mickey Lolich, L (7,1) ERA: 1.1	3.0 S 10 0 0 0 0 2 0 0 0 0 0 0 8 16 0.00 0.667																					



Batter	1	2	3	4	5	6	7	8	9	AB	R	H	RBI	BB	SO	LOB	TOP					
Davey Lopes, R OBP: 0.357, SLG: 0.417 (1, 4)										4	0	0	0	1	1	2	Los Angeles Dodgers @ New York Mets Shea Stadium, Flushing, NY Fri Aug 18 1978, 7:05 PM EDT Att: 26,660 - Unknown livebaseballscorecards.com					
Bill North, S OBP: 0.381, SLG: 0.294 (1, 8)										5	1	1	0	0	1	4						
Reggie Smith, S OBP: 0.385, SLG: 0.602 (1, 9)										5	2	2	0	0	0	1						
Steve Garvey, R OBP: 0.334, SLG: 0.478 (1, 3)										3	3	2	4	2	0	0						
Rick Monday, L OBP: 0.348, SLG: 0.482 (1, 7)										4	0	1	0	1	2	2						
Lee Lacy, R OBP: 0.374, SLG: 0.580 Ted Martinez, R OBP: 0.300, SLG: 0.270 (1, 5) (8, 5)										4	0	1	1	1	1	2						
Joe Ferguson, R OBP: 0.341, SLG: 0.365 (1, 2)										4	1	2	1	1	1	2						
Bill Russell, R OBP: 0.302, SLG: 0.346 (1, 6)										5	0	0	0	0	0	5						
Tommy John, R OBP: 0.175, SLG: 0.167 Charlie Hough, R OBP: 0.333, SLG: 0.417 (1, 1) (8, 1)										3	0	2	1	1	0	0						
Inning Stats	R: 2 E: 1 K: 2 S: 11	H: 3 LOB: 2 BB: 0 P: 11	R: 0 E: 0 K: 0 S: 3	H: 0 LOB: 0 BB: 0 P: 3	R: 1 E: 0 K: 0 S: 3	H: 1 LOB: 3 BB: 4 P: 19	R: 3 E: 0 K: 1 S: 8	H: 3 LOB: 0 BB: 0 P: 8	R: 0 E: 0 K: 1 S: 6	H: 1 LOB: 3 BB: 2 P: 14	R: 0 E: 0 K: 1 S: 5	H: 0 LOB: 0 BB: 0 P: 5	R: 1 E: 2 K: 0 S: 5	H: 2 LOB: 1 BB: 0 P: 5	R: 0 E: 0 K: 1 S: 6	H: 1 LOB: 2 BB: 1 P: 10		R: 0 E: 0 K: 0 S: 3	H: 0 LOB: 0 BB: 0 P: 3	1B: 8 2B: 3 3B: 0 HR: 1	SF: 0 SAC: 0 DP: 1 HBP: 0	WP: 0 PB: 0 SB: 1 CS: 1
PITCHER	IP WLS BF H R ER SO BB IBB HBP BLK WP HR S P ERA WHIP																					
Nino Espinosa, R ERA: 4.52 Dwight Bernard, R ERA: 3.7 Kevin Kobel, L ERA: 2.19 Dale Murray, R ERA: 4.17	(1, 1) 3.2 L 22 7 6 4 2 4 0 0 0 0 0 1 22 38 9.82 3.000	(4, 1) 1.1 7 1 0 0 2 2 0 0 0 0 0 9 17 0.00 2.250	(6, 1) 3.0 13 3 1 0 2 0 1 0 0 0 0 16 20 0.00 1.000	(9, 1) 1.0 3 0 0 0 0 0 0 0 0 0 0 3 3 0.00 0.000																		

Batter	1	2	3	4	5	6	7	8	9	AB	R	H	RBI	BB	SO	LOB	BOTTOM					
Lee Mazzilli, S OBP: 0.347, SLG: 0.414 (1, 8)										4	0	1	0	0	0	2	Los Angeles Dodgers @ New York Mets Shea Stadium, Flushing, NY Fri Aug 18 1978, 7:05 PM EDT Att: 26,660 - Unknown livebaseballscorecards.com					
Tim Foli, R OBP: 0.282, SLG: 0.318 Kevin Kobel, R OBP: 0.214, SLG: 0.154 Bobby Valentine, R OBP: 0.336, SLG: 0.314 Dale Murray, R (6, PH) (9, 1)										3	0	0	0	0	0	0						
Steve Henderson, R OBP: 0.342, SLG: 0.418 (1, 7)										4	1	2	0	0	0	0						
Willie Montanez, L OBP: 0.326, SLG: 0.412 (1, 3)										4	0	1	0	0	0	1						
John Stearns, R OBP: 0.374, SLG: 0.439 (1, 2)										4	1	2	2	0	2	2						
Joel Youngblood, R OBP: 0.293, SLG: 0.468 (1, 9) (6, 4)										3	1	0	0	0	1	1						
Elliott Maddox, R OBP: 0.377, SLG: 0.343 (1, 5) (6, 9)										4	0	1	1	0	1	0						
Doug Flynn, R OBP: 0.270, SLG: 0.267 (1, 4) (6, 6)										4	0	0	0	0	0	1						
Nino Espinosa, R OBP: 0.222, SLG: 0.264 Dwight Bernard, R (4, 1) Lenny Randle, S OBP: 0.340, SLG: 0.327 (5, PH) (6, 5)										1	0	1	0	0	0	0						
Inning Stats	R: 0 E: 0 K: 0 S: 3	H: 0 LOB: 0 BB: 0 P: 3	R: 0 E: 0 K: 2 S: 7	H: 0 LOB: 0 BB: 0 P: 7	R: 0 E: 0 K: 0 S: 4	H: 1 LOB: 1 BB: 0 P: 4	R: 3 E: 0 K: 0 S: 6	H: 3 LOB: 1 BB: 0 P: 7	R: 0 E: 0 K: 0 S: 3	H: 1 LOB: 0 BB: 0 P: 3	R: 0 E: 0 K: 1 S: 4	H: 0 LOB: 0 BB: 0 P: 4	R: 0 E: 0 K: 1 S: 5	H: 0 LOB: 0 BB: 0 P: 5	R: 0 E: 0 K: 1 S: 7	H: 3 LOB: 2 BB: 0 P: 7		R: 0 E: 0 K: 0 S: 3	H: 0 LOB: 0 BB: 0 P: 3	1B: 7 2B: 1 3B: 0 HR: 1	SF: 0 SAC: 0 DP: 2 HBP: 1	WP: 0 PB: 1 SB: 0 CS: 0
PITCHER	IP WLS BF H R ER SO BB IBB HBP BLK WP HR S P ERA WHIP																					
Tommy John, L ERA: 3.28 Charlie Hough, R ERA: 2.31	(1, 1) 7.2 W 31 9 3 3 3 0 0 0 0 0 1 36 37 3.52 1.174	(8, 1) 1.1 S 4 0 0 0 1 0 0 0 0 0 0 6 6 0.00 0.000																				

Batter	1	2	3	4	5	6	7	8	9	AB	R	H	RBI	BB	SO	LOB	TOP					
Davey Lopes, R OBP: 0.357, SLG: 0.415	4-0 FC4-6 WP BB		0-0 5-3		0-0 6-3		0-0 F8		0-0 WP SF9 1B	4	2	1	0	1	0	0						
Bill North, S OBP: 0.376, SLG: 0.290	0-3 K		0-0 F4-3		0-0 F4-3		0-3 K		4-0 SF9 WP BB	4	0	0	0	1	2	1						
Reggie Smith, S OBP: 0.388, SLG: 0.600	4-0 FC4-6 BB		4-0 WP 1B BB		0-0 F4-3		4-0 PO BB		0-0 SF9 1-3 2-H	1	0	0	1	3	0	0						
Steve Garvey, R OBP: 0.335, SLG: 0.478	0-0 FC4-6 WP 1-2 2-3		0-0 1-H 1B		0-0 SH5-4 1B		0-0 PO 1-2		0-0 F7	5	0	2	0	0	1	3						
Rick Monday, L OBP: 0.351, SLG: 0.482	0-3 K				0-0 HR 1B		0-0 SH5-4 1B		0-3 K	4	1	2	0	0	2	1						
Lee Lacy, R OBP: 0.373, SLG: 0.581			0-0 F4		0-0 F9		0-0 SH5-4 1-2 2-3		0-0 2B	3	0	1	0	0	0	1						
Joe Ferguson, R OBP: 0.349, SLG: 0.384					0-0 1-H HR		4-0 IBB		4-0 BB	2	1	2	2	2	0	0						
Enzo Hernandez, R (1, 6)			0-0 F8		0-0 F9		0-3 K		0-0 L5	2	0	0	0	0	0	1						
Ron Cey, R OBP: 0.387, SLG: 0.423 (6, PH)										1	0	0	0	0	1	3						
Bill Russell, R OBP: 0.301, SLG: 0.346 (6, 6)										1	0	0	0	0	0	2						
Don Sutton, R OBP: 0.150, SLG: 0.105 (1, 1)			0-0 F4-3		0-3 K		0-3 K		0-3 K2-3	3	0	0	0	0	2	4						
Charlie Hough, R OBP: 0.333, SLG: 0.417 (6, 1)										0	0	0	0	0	0	0						
Rick Rhoden, R OBP: 0.174, SLG: 0.143 (6, PH)										0	0	0	0	0	0	0						
Vic Davallo, L OBP: 0.328, SLG: 0.344 (9, PH)										1	0	0	0	0	1	0						
Inning Stats	R: 1 E: 0 K: 2 S: 7	H: 0 LOB: 1 BB: 2 P: 15	R: 0 E: 0 K: 0 S: 4	H: 1 LOB: 1 BB: 0 P: 4	R: 0 E: 0 K: 0 S: 3	H: 1 LOB: 2 BB: 1 P: 7	R: 2 E: 0 K: 1 S: 7	H: 2 LOB: 0 BB: 0 P: 7	R: 0 E: 0 K: 0 S: 3	H: 0 LOB: 0 BB: 1 P: 3	R: 0 E: 0 K: 2 S: 9	H: 2 LOB: 3 BB: 1 P: 13	R: 0 E: 0 K: 1 S: 4	H: 0 LOB: 0 BB: 1 P: 8	R: 0 E: 0 K: 2 S: 8	H: 1 LOB: 2 BB: 1 P: 12	R: 1 E: 0 K: 1 S: 6	H: 1 LOB: 1 BB: 1 P: 10	1B: 5 2B: 2 3B: 0 HR: 1	SF: 1 SAC: 1 DP: 0 HBP: 0	WP: 3 PB: 0 SB: 2 CS: 0	PA: 41
PITCHER	IP	WLS	BF	H	R	ER	SO	BB	IBB	HBP	BLK	WP	HR	S	P	ERA	WHIP					
Mike Bruhart, R ERA: 5.04 (1, 1)	4.0		18	4	3	3	3	3	0	0	0	2	1	21	33	6.75	1.750					
Dale Murray, R ERA: 4.05 (5, 1)	2.0	W	9	2	0	0	2	0	1	0	0	0	0	12	16	0.00	1.000					
Skip Lockwood, R ERA: 3.35 (7, 1)	3.0	S	13	2	1	1	4	3	0	0	0	1	0	18	30	3.00	1.667					

Los Angeles Dodgers @ New York Mets
 Shea Stadium, Flushing, NY
 Sat Aug 19 1978, 3:33 AM EDT
 Att: 22,963 - Unknown

AB	31
R	4
H	8
RBI	3
BB	7
SO	9
LOB	16



Batter	1	2	3	4	5	6	7	8	9	AB	R	H	RBI	BB	SO	LOB	BOTTOM				
Lee Mazzilli, S OBP: 0.345, SLG: 0.410	0-0 G3		0-3 K		0-3 K	4-0 1B 1-2 2-3 3-H BB		0-0 F8		4	0	0	1	1	2	0					
Tim Foli, R OBP: 0.281, SLG: 0.316	0-0 F8		0-0 F8		0-0 FC5-4 1B	0-3 K		0-0 F8		5	0	1	0	0	1	3					
Steve Henderson, R OBP: 0.341, SLG: 0.416	0-3 K		0-3 K		0-0 FC5-4 1-2	0-0 1-3 2-H 3-H 1B				4	0	1	2	0	2	1					
Willie Montanez, L OBP: 0.326, SLG: 0.410			0-3 K		0-0 F8 HBP E 1B	0-0 G3		0-0 1-3		4	1	1	0	0	1	3					
John Stearns, R OBP: 0.380, SLG: 0.443			4-0 1B 4-3 BB		1-0 E 1-2 HBP	0-0 F8 E 2B		4-0 F8 E S BB		1	3	1	0	2	0	0					
Bruce Boisclair, L OBP: 0.308, SLG: 0.335			0-0 4-3 1B 1B		0-0 F8 2-3	4-0 E BB BB		0-0 F8 1-3		3	2	1	0	1	0	3					
Lenny Randle, S OBP: 0.339, SLG: 0.326			0-0 4-3		0-0 G3	0-0 F8 2-3		0-0 E8 K 1B		4	0	1	2	0	0	4					
Doug Flynn, R OBP: 0.274, SLG: 0.269			1-2 3-H 1B		0-0 3-H 4-0 IBB	4-0 BB E 1B BB		0-3 K		2	1	1	1	2	1	1					
Mike Bruhart, R OBP: 0.280, SLG: 0.380 (4, PH)			0-3 K		0-3 K	0-0 E6 1B		0-3 K		1	0	0	0	0	1	1					
Ed Killebrew, L OBP: 0.276, SLG: 0.304 (5, 1)										1	0	0	0	0	0	2					
Dale Murray, R (5, 1)										0	0	0	0	0	0	0					
Ron Hodges, L OBP: 0.305, SLG: 0.305 (6, PH)										1	0	0	0	0	2						
Sergio Ferrer, S OBP: 0.141, SLG: 0.143 (6, PH)										0	1	0	0	0	0	0					
Skip Lockwood, R OBP: 0.162, SLG: 0.245 (7, 1)										1	0	0	0	0	1	0					
Inning Stats	R: 0 E: 0 K: 1 S: 5	H: 0 LOB: 0 BB: 0 P: 5	R: 2 E: 0 K: 2 S: 9	H: 2 LOB: 1 BB: 1 P: 13	R: 0 E: 0 K: 2 S: 7	H: 0 LOB: 0 BB: 0 P: 7	R: 1 E: 1 K: 1 S: 6	H: 1 LOB: 2 BB: 1 P: 11	R: 0 E: 0 K: 1 S: 6	H: 1 LOB: 1 BB: 0 P: 6	R: 4 E: 1 K: 1 S: 8	H: 2 LOB: 3 BB: 3 P: 20	R: 1 E: 1 K: 1 S: 5	H: 1 LOB: 0 BB: 1 P: 9	R: 0 E: 0 K: 1 S: 5	H: 0 LOB: 0 BB: 0 P: 5	1B: 6 2B: 1 3B: 0 HR: 0	SF: 0 SAC: 0 DP: 0 HBP: 1	WP: 0 PB: 0 SB: 1 CS: 0	PA: 38	
PITCHER	IP	WLS	BF	H	R	ER	SO	BB	IBB	HBP	BLK	WP	HR	S	P	ERA	WHIP				
Don Sutton, R ERA: 3.52 (1, 1)	5.1	L	28	5	7	3	7	4	1	1	0	0	0	36	57	5.06	1.688				
Charlie Hough, R ERA: 2.39 (6, 1)	1.2		7	2	1	1	2	1	0	0	0	0	0	10	14	5.40	1.800				
Rick Rhoden, R ERA: 3.86 (8, 1)	1.0		3	0	0	0	1	0	0	0	0	0	0	5	5	0.00	0.000				

Los Angeles Dodgers @ New York Mets
 Shea Stadium, Flushing, NY
 Sat Aug 19 1978, 3:33 AM EDT
 Att: 22,963 - Unknown

AB	31
R	8
H	7
RBI	6
BB	6
SO	10
LOB	20



Batter	1	2	3	4	5	6	7	8	9	AB	R	H	RBI	BB	SO	LOB	TOP								
Bill North, S (1, 8) OBP: 0.377, SLG: 0.289										4	0	1	0	0	1	0	Los Angeles Dodgers @ New York Mets Shea Stadium, Flushing, NY Sun Aug 20 1978, 3:33 AM EDT Att: 34,745 - Unknown livebaseballscorecards.com								
Bill Russell, R (1, 6) OBP: 0.301, SLG: 0.345										4	1	1	0	0	1	0									
Reggie Smith, S (1, 9) OBP: 0.389, SLG: 0.598										3	1	1	0	1	1	0									
Steve Garvey, R (1, 3) OBP: 0.336, SLG: 0.478										4	1	2	1	0	0	0									
Ron Cey, R (1, 5) OBP: 0.368, SLG: 0.424										4	1	2	1	0	1	2									
Rick Monday, L (1, 7) OBP: 0.347, SLG: 0.477										3	0	0	0	0	3	1									
Charlie Hough, R (7, 1) OBP: 0.333, SLG: 0.417										0	0	0	0	0	0	0									
Dusty Baker Jr., R (9, PH) OBP: 0.327, SLG: 0.374										1	0	0	0	0	1	2									
Lee Lacy, R (1, 4) OBP: 0.366, SLG: 0.571										3	0	0	1	0	0	1									
Terry Forster, L (9, 1) OBP: 0.333, SLG: 0.333										0	0	0	0	0	0	0									
Joe Ferguson, R (1, 2) OBP: 0.348, SLG: 0.386										4	0	1	1	0	2	0									
Doug Rau, L (1, 1) OBP: 0.160, SLG: 0.180										1	0	0	0	0	1	0									
Vic Davalillo, L (6, PH) OBP: 0.338, SLG: 0.403										1	1	1	1	0	0	0									
Lance Rautzhan, R (6, 1) OBP: 0.356, SLG: 0.413										0	0	0	0	0	0	0									
Davey Lopes, R (7, 4) OBP: 0.356, SLG: 0.413										2	0	0	0	0	1	1									
Inning Stats	R: 0 E: 0 K: 3 S: 9	H: 0 LOB: 0 BB: 0 P: 9	R: 0 E: 0 K: 2 S: 7	H: 0 LOB: 0 BB: 0 P: 7	R: 0 E: 0 K: 2 S: 7	H: 0 LOB: 0 BB: 0 P: 7	R: 0 E: 0 K: 0 S: 3	H: 0 LOB: 0 BB: 0 P: 3	R: 0 E: 0 K: 1 S: 6	H: 1 LOB: 1 BB: 0 P: 6	R: 2 E: 0 K: 1 S: 9	H: 5 LOB: 2 BB: 0 P: 9	R: 0 E: 0 K: 1 S: 5	H: 0 LOB: 0 BB: 0 P: 5	R: 0 E: 0 K: 0 S: 3	H: 0 LOB: 0 BB: 0 P: 3	R: 3 E: 1 K: 2 S: 10	H: 3 LOB: 1 BB: 1 P: 14	1B: 7 2B: 1 3B: 0 HR: 1	SF: 1 SAC: 0 DP: 0 HBP: 0	WP: 0 PB: 0 SB: 0 CS: 0	PA: 36			
PITCHER	IP	WLS	BF	H	R	ER	SO	BB	IBB	HBP	BLK	WP	HR	S	P	ERA	WHIP								
Craig Swan, R (1, 1) ERA: 2.47	8.0		31	7	4	4	10	1	0	0	0	0	1	50	54	4.50	1.000								
Skip Lockwood, R (9, 1) ERA: 3.43	0.2	L	4	2	1	1	1	0	0	0	0	0	0	6	6	13.50	3.000								
Dale Murray, R (9, 1) ERA: 4.07	0.1		1	0	0	0	1	0	0	0	0	0	0	3	3	0.00	0.000								

Batter	1	2	3	4	5	6	7	8	9	AB	R	H	RBI	BB	SO	LOB	BOTTOM								
Elliott Maddox, R (1, 8) OBP: 0.383, SLG: 0.354										5	1	4	1	0	0	0	Los Angeles Dodgers @ New York Mets Shea Stadium, Flushing, NY Sun Aug 20 1978, 3:33 AM EDT Att: 34,745 - Unknown livebaseballscorecards.com								
Bobby Valentine, R (1, 4) OBP: 0.350, SLG: 0.319										1	1	1	0	2	0	0									
Sergio Ferrer, S (7, PR) OBP: 0.250, SLG: 0.143										0	0	0	0	0	0	0									
Steve Henderson, R (1, 7) OBP: 0.344, SLG: 0.418										3	1	1	0	2	1	5									
Willie Montanez, L (1, 3) OBP: 0.324, SLG: 0.409										4	0	1	2	0	0	3									
John Stearns, R (1, 2) OBP: 0.383, SLG: 0.444										4	0	2	1	0	0	4									
Joel Youngblood, R (1, 9) OBP: 0.291, SLG: 0.466										5	0	1	0	0	1	2									
Lenny Randle, S (1, 5) OBP: 0.340, SLG: 0.325										4	0	1	0	1	0	1									
Doug Flynn, R (1, 6) OBP: 0.272, SLG: 0.266										4	1	0	0	0	0	4									
Craig Swan, R (1, 1) ERA: 3.35	5.0									4	0	1	0	0	0	3									
Lance Rautzhan, L (6, 1) ERA: 1.51	1.2									0	0	0	0	0	0	0									
Charlie Hough, R (7, 1) ERA: 2.45	1.1	W	8	3	1	1	1	0	0	9	10	6.75	2.250												
Terry Forster, L (9, 1) ERA: 2.54	1.0	S	4	2	0	0	0	0	0	4	4	0.00	2.000												
Inning Stats	R: 2 E: 0 K: 0 S: 4	H: 2 LOB: 0 BB: 1 P: 8	R: 0 E: 0 K: 1 S: 5	H: 0 LOB: 0 BB: 0 P: 5	R: 0 E: 0 K: 0 S: 3	H: 1 LOB: 1 BB: 1 P: 7	R: 0 E: 0 K: 0 S: 4	H: 1 LOB: 3 BB: 1 P: 9	R: 0 E: 0 K: 0 S: 4	H: 1 LOB: 2 BB: 1 P: 8	R: 0 E: 0 K: 0 S: 3	H: 0 LOB: 0 BB: 0 P: 3	R: 1 E: 0 K: 0 S: 5	H: 2 LOB: 2 BB: 1 P: 9	R: 1 E: 1 K: 1 S: 8	H: 3 LOB: 3 BB: 0 P: 9	R: 0 E: 0 K: 0 S: 4	H: 2 LOB: 1 BB: 0 P: 4	1B: 9 2B: 3 3B: 0 HR: 0	SF: 1 SAC: 1 DP: 2 HBP: 2	WP: 0 PB: 0 SB: 0 CS: 1	PA: 44			
PITCHER	IP	WLS	BF	H	R	ER	SO	BB	IBB	HBP	BLK	WP	HR	S	P	ERA	WHIP								
Doug Rau, L (1, 1) ERA: 3.35	5.0		23	5	2	2	1	3	1	1	0	0	0	7	11	5.40	1.800								
Lance Rautzhan, L (6, 1) ERA: 1.51	1.2		8	2	1	1	0	1	0	0	0	0	0	9	10	6.75	2.250								
Charlie Hough, R (7, 1) ERA: 2.45	1.1	W	8	3	1	1	1	0	0	1	0	0	0	9	10	6.75	2.250								
Terry Forster, L (9, 1) ERA: 2.54	1.0	S	4	2	0	0	0	0	0	0	0	0	0	4	4	0.00	2.000								

Batter	1	2	3	4	5	6	7	8	9	10	11	AB	R	H	RBI	BB	SO	LOB	TOP					
Larry Hemdon, R OBP: 0.331, SLG: 0.364 (1, 8)	K	SF9		K			6-3		FC6-4		F6-4-3	5	0	0	1	0	2	4						
Darrell Evans, L OBP: 0.373, SLG: 0.388 (1, 5)	F9						G3				K	4	0	0	0	1	2	0						
Jack Clark, R OBP: 0.359, SLG: 0.530 (1, 9)		BB										5	1	3	0	0	0	2						
Mike Ivie, R OBP: 0.357, SLG: 0.478 (1, 7) (11, 3)	E5											5	0	0	0	0	1	3						
Willie McCovey, L OBP: 0.303, SLG: 0.408 (1, 3) Terry Whitfield, L OBP: 0.345, SLG: 0.422 (11, PR) (11, 7)							6-3					5	0	2	1	0	2	1						
Marc Hill, R OBP: 0.324, SLG: 0.285 (1, 2)	FC6-4											4	1	0	0	0	2	2						
Johnnie LeMaster, R OBP: 0.298, SLG: 0.340 (1, 6)												4	1	3	0	0	0	0						
Rob Andrews, R OBP: 0.329, SLG: 0.333 (1, 4)												4	0	2	2	1	1	2						
Vida Blue, S OBP: 0.154, SLG: 0.154 (9, PH) Hector Cruz, R OBP: 0.335, SLG: 0.335 (8, 1) Randy Mitchell, R OBP: 0.258, SLG: 0.143 (11, PH) Bill Wertz, R OBP: 0.348, SLG: 0.448 (11, PR) John Montefusco, R OBP: 0.348, SLG: 0.508 (11, 1) Gary Lavelle, L OBP: 0.287, SLG: 0.387 (11, 1)												3	0	0	0	0	3	4						
Inning Stats	R: 1 E: 1 K: 1 S: 8	H: 2 LOB: 2 BB: 0 P: 8	R: 1 E: 1 K: 1 S: 7	H: 2 LOB: 2 BB: 1 P: 11	R: 0 E: 0 K: 0 S: 3	H: 0 LOB: 0 BB: 0 P: 3	R: 0 E: 0 K: 2 S: 8	H: 1 LOB: 1 BB: 0 P: 8	R: 0 E: 0 K: 2 S: 7	H: 0 LOB: 0 BB: 1 P: 11	R: 0 E: 0 K: 1 S: 5	H: 0 LOB: 0 BB: 0 P: 5	R: 0 E: 0 K: 2 S: 7	H: 0 LOB: 0 BB: 0 P: 7	R: 0 E: 0 K: 1 S: 6	H: 1 LOB: 1 BB: 0 P: 6	R: 0 E: 0 K: 1 S: 5	H: 1 LOB: 0 BB: 0 P: 5	R: 2 E: 0 K: 0 S: 5	H: 2 LOB: 2 BB: 1 P: 9	1B: 8 2B: 1 3B: 1 HR: 0	SF: 1 SAC: 2 DP: 1 HBP: 0	WP: 0 PB: 0 SB: 2 CS: 1	PA: 46
PITCHER	IP 10.0	WLS 10	BF 40	H 8	R 2	ER 2	SO 13	BB 2	IBB 0	HBP 0	BLK 0	WP 0	HR 0	S 64	P 72	ERA 0.00	WHIP 1.000							
Jerry Koosman, L ERA: 3.67 Kevin Kobel, L ERA: 2.43	(1, 1) (11, 1)	1.0 L	6 6	2 2	2 2	2 2	0 0	0 0	1 0	0 0	0 0	0 0	0 0	5 9	18.00	2.000								

San Francisco Giants @ New York Mets
Shea Stadium, Flushing, NY
Mon Aug 21 1978, 7:05 PM EDT
Att: 16,605 - Unknown

livebaseballscores.com

AB 40
R 4
H 10
RBI 4
BB 3
SO 13
LOB 19



Batter	1	2	3	4	5	6	7	8	9	10	11	AB	R	H	RBI	BB	SO	LOB	BOTTOM					
Elliott Maddox, R OBP: 0.383, SLG: 0.355 (1, 8)												5	0	2	0	0	0	1						
Tim Foli, R OBP: 0.290, SLG: 0.315 (1, 6) Lee Mazzilli, S OBP: 0.345, SLG: 0.409 (10, PH) Kevin Kobel, R OBP: 0.214, SLG: 0.154 (11, 1)												4	0	1	0	0	0	1						
Steve Henderson, R OBP: 0.343, SLG: 0.414 (1, 7)												4	0	0	0	1	1	2						
Willie Montanez, L OBP: 0.321, SLG: 0.405 (1, 3)												5	0	0	0	0	0	1						
John Stearns, R OBP: 0.381, SLG: 0.443 (1, 2)												5	1	1	0	0	0	0						
Joel Youngblood, R OBP: 0.289, SLG: 0.470 (1, 9)												5	1	1	1	0	2	0						
Lenny Randle, S OBP: 0.341, SLG: 0.325 (1, 5)												3	0	1	1	1	0	0						
Doug Flynn, R OBP: 0.274, SLG: 0.268 (1, 4)												4	0	2	0	0	0	2						
Jerry Koosman, R OBP: 0.100, SLG: 0.150 (1, 1) Bruce Boisclair, L OBP: 0.307, SLG: 0.333 (10, PH) Sergio Ferrer, S OBP: 0.250, SLG: 0.143 (11, 6)												2	0	0	0	0	0	1						
Inning Stats	R: 0 E: 0 K: 0 S: 3	H: 1 LOB: 0 BB: 0 P: 3	R: 2 E: 0 K: 0 S: 6	H: 4 LOB: 1 BB: 0 P: 6	R: 0 E: 0 K: 0 S: 3	H: 0 LOB: 1 BB: 1 P: 7	R: 0 E: 0 K: 1 S: 5	H: 0 LOB: 1 BB: 1 P: 9	R: 0 E: 0 K: 0 S: 4	H: 1 LOB: 1 BB: 0 P: 4	R: 0 E: 0 K: 0 S: 3	H: 0 LOB: 0 BB: 0 P: 3	R: 0 E: 0 K: 0 S: 4	H: 1 LOB: 1 BB: 0 P: 4	R: 0 E: 1 K: 1 S: 6	H: 0 LOB: 1 BB: 0 P: 6	R: 0 E: 0 K: 2 S: 8	H: 1 LOB: 1 BB: 0 P: 8	R: 0 E: 0 K: 0 S: 3	H: 0 LOB: 0 BB: 0 P: 3	1B: 6 2B: 1 3B: 1 HR: 0	SF: 0 SAC: 1 DP: 1 HBP: 0	WP: 1 PB: 0 SB: 1 CS: 1	PA: 42
PITCHER	IP 8.0	WLS 2	BF 31	H 7	R 1	ER 0	SO 3	BB 0	IBB 0	HBP 0	BLK 0	WP 0	HR 0	S 31	P 39	ERA 2.25	WHIP 1.125							
Vida Blue, L ERA: 2.66 Randy Moffitt, R ERA: 3.39 Gary Lavelle, L ERA: 2.54	(1, 1) (9, 1) (11, 1)	2.0 W	8 8	1 0	0 0	0 0	3 3	0 0	0 0	0 0	0 0	0 0	0 0	3 3	0.00	0.000								

San Francisco Giants @ New York Mets
Shea Stadium, Flushing, NY
Mon Aug 21 1978, 7:05 PM EDT
Att: 16,605 - Unknown

livebaseballscores.com

AB 39
R 2
H 8
RBI 2
BB 2
SO 4
LOB 9




Batter	1	2	3	4	5	6	7	8	9	AB	R	H	RBI	BB	SO	LOB	TOP			
Terry Whitfield, L OBP: 0.345, SLG: 0.420										4	1	1	0	1	1	0	San Francisco Giants @ New York Mets Shea Stadium, Flushing, NY Tue Aug 22 1978, 7:05 PM EDT Att: 15,937 - Unknown			
Jim Dwyer, L OBP: 0.335, SLG: 0.352										5	1	2	0	0	0	4				
Jack Clark, R OBP: 0.363, SLG: 0.532										4	1	3	0	1	0	1				
Willie McCovey, L OBP: 0.305, SLG: 0.407 Larry Herndon, R OBP: 0.331, SLG: 0.364										3	1	1	1	1	1	1				
Darrell Evans, L OBP: 0.375, SLG: 0.399										3	1	2	4	1	0	1				
John Tamargo, S OBP: 0.385, SLG: 0.326										5	1	1	1	0	0	5				
Roger Metzger, S OBP: 0.294, SLG: 0.287										5	1	1	0	0	0	3				
Rob Andrews, R OBP: 0.331, SLG: 0.331										4	0	1	0	1	0	1				
Ed Halicki, R OBP: 0.143, SLG: 0.125 John Curtis, L										5	0	1	1	0	0	3				
Randy Moffitt, R OBP: 0.250, SLG: 0.143										0	0	0	0	0	0	0				
Inning Stats	R: 1 E: 0 K: 0 S: 5	H: 2 LOB: 2 BB: 1 P: 9	R: 0 E: 0 K: 0 S: 3	H: 0 LOB: 0 BB: 0 P: 3	R: 5 E: 0 K: 0 S: 9	H: 6 LOB: 3 BB: 2 P: 17	R: 0 E: 0 K: 0 S: 4	H: 1 LOB: 2 BB: 1 P: 8	R: 0 E: 0 K: 1 S: 5	H: 1 LOB: 0 BB: 0 P: 5	R: 0 E: 1 K: 0 S: 5	H: 1 LOB: 2 BB: 0 P: 5	R: 1 E: 0 K: 1 S: 6	H: 1 LOB: 1 BB: 1 P: 10	R: 0 E: 0 K: 0 S: 4	H: 1 LOB: 0 BB: 0 P: 4	1B: 8 2B: 2 3B: 1 HR: 2	SF: 2 SAC: 0 DP: 1 HBP: 0	WP: 0 PB: 0 SB: 0 CS: 0	PA: 45
PITCHER	IP WLS BF H R ER SO BB IBB HBP BLK WP HR S P ERA WHIP																			
Nino Espinosa, R ERA: 4.79	(1, 1) 2.2 L 17 7 6 6 0 2 2 0 0 0 0 2 15 23 20.25 3.375																			
Dwight Bernard, R ERA: 3.25	(3, 1) 3.1 14 3 0 0 1 2 0 0 0 0 0 0 14 22 0.00 1.500																			
Kevin Kobel, L ERA: 2.45	(7, 1) 3.0 14 3 1 1 1 0 1 0 0 0 0 0 15 19 3.00 1.000																			

Batter	1	2	3	4	5	6	7	8	9	AB	R	H	RBI	BB	SO	LOB	BOTTOM	
Lee Mazzilli, S OBP: 0.345, SLG: 0.407										4	2	1	0	1	1	3	San Francisco Giants @ New York Mets Shea Stadium, Flushing, NY Tue Aug 22 1978, 7:05 PM EDT Att: 15,937 - Unknown	
Tim Foli, R OBP: 0.285, SLG: 0.322										5	1	3	0	0	0	1		
Steve Henderson, R OBP: 0.343, SLG: 0.417										4	1	1	1	1	0	3		
Willie Montanez, L OBP: 0.322, SLG: 0.405										5	0	2	3	0	1	3		
John Stearns, R OBP: 0.379, SLG: 0.440										5	0	1	0	0	0	4		
Bruce Boisclair, L OBP: 0.301, SLG: 0.326										4	0	0	0	0	1	1		
Lenny Randle, S OBP: 0.340, SLG: 0.324										4	0	1	0	0	0	0		
Doug Flynn, R OBP: 0.276, SLG: 0.270										4	0	2	0	0	0	1		
Nino Espinosa, R OBP: 0.222, SLG: 0.264 Dwight Bernard, R OBP: 0.500, SLG: 0.333 Tom Grieve, R OBP: 0.269, SLG: 0.314 Kevin Kobel, R OBP: 0.214, SLG: 0.154 Ed Kravencool, L OBP: 0.275, SLG: 0.300										0	0	0	0	0	0	0		
Inning Stats	R: 2 E: 0 K: 0 S: 5	H: 2 LOB: 1 BB: 1 P: 9	R: 0 E: 0 K: 0 S: 4	H: 1 LOB: 1 BB: 0 P: 4	R: 0 E: 0 K: 2 S: 9	H: 2 LOB: 2 BB: 0 P: 9	R: 0 E: 0 K: 1 S: 6	H: 1 LOB: 1 BB: 0 P: 6	R: 0 E: 1 K: 0 S: 4	H: 1 LOB: 1 BB: 0 P: 4	R: 0 E: 0 K: 0 S: 3	H: 0 LOB: 0 BB: 0 P: 3	R: 2 E: 0 K: 1 S: 8	H: 3 LOB: 2 BB: 1 P: 12	1B: 10 2B: 1 3B: 1 HR: 0	SF: 0 SAC: 1 DP: 1 HBP: 0		WP: 0 PB: 0 SB: 2 CS: 0
PITCHER	IP WLS BF H R ER SO BB IBB HBP BLK WP HR S P ERA WHIP																	
Ed Halicki, R ERA: 2.81	(1, 1) 8.2 W 39 11 4 4 5 2 0 0 0 0 0 0 0 1 1 4.15 1.500																	
John Curtis, L ERA: 2.67	(9, 1) 0.0 1 1 0 0 0 0 0 0 0 0 0 0 1 1 ∞ ∞																	
Randy Moffitt, R ERA: 3.38	(9, 1) 0.1 S 1 0 0 0 0 0 0 0 0 0 0 0 0 1 1 0.00 0.000																	

Batter	1	2	3	4	5	6	7	8	9	AB	R	H	RBI	BB	SO	LOB	TOP										
Terry Whitfield, L OBP: 0.344, SLG: 0.416 (1, 7)	0-0 3-1		0-0 G3		0-0 6-3		0-0 F9		4-0 IBB	4	0	0	0	1	0	2											
Jim Dwyer, L OBP: 0.330, SLG: 0.341 Gary Lavelle, S OBP: 0.067, SLG: 0.067 (1, 8) (9, 1)	0-0 F8		0-0 F9			0-0 F9		0-0 F9	0-0 G3	5	0	0	0	0	0	3											
Jack Clark, R OBP: 0.364, SLG: 0.531 (1, 9)	0-3 K			0-0 1B		0-0 1B		0-0 F7		4	0	2	0	0	1	0											
Willie McCovey, L OBP: 0.304, SLG: 0.408 Larry Hemdon, R OBP: 0.351, SLG: 0.364 (1, 3) (9, 8)		0-0 F9 1B 2B		0-3 K		0-0 F7		0-0 F3		4	1	1	0	0	1	2											
Darrell Evans, L OBP: 0.374, SLG: 0.398 (1, 5)		0-0 F9		0-0 F9		0-0 1B			0-0 F5	4	0	1	0	0	0	2											
John Tamargo, S OBP: 0.377, SLG: 0.306 Johnnie LeMaster, R OBP: 0.298, SLG: 0.340 (1, 2) (9, PR) (9, 4)		0-0 G3		0-0 F9		0-0 F8			4-0 SH1-3 2B BB	3	0	0	0	1	0	4											
Roger Metzger, S OBP: 0.297, SLG: 0.288 (1, 6)					4-0 F4-3 BLK BB		0-0 6-3		0-0 SH1-3	2	0	1	1	1	0	0											
Rob Andrews, R OBP: 0.325, SLG: 0.324 Mike Ivie, R OBP: 0.360, SLG: 0.478 (1, 4) (9, PH) (9, 3)		0-0 L9			0-0 F4-3		0-0 5-3		4-0 2B IBB	3	0	0	0	0	0	2											
Bob Knepper, L OBP: 0.141, SLG: 0.095 Marc Hill, R OBP: 0.326, SLG: 0.291 (1, 1) (9, PH) (9, 2)			0-3 K		0-0 F2		4-0 BB		0-0 2B	2	0	0	0	1	1	1											
Inning Stats	R: 0 E: 0 K: 1 S: 5	H: 0 LOB: 0 BB: 0 P: 5	R: 1 E: 0 K: 0 S: 5	H: 2 LOB: 1 BB: 0 P: 5	R: 0 E: 0 K: 1 S: 5	H: 0 LOB: 0 BB: 0 P: 5	R: 0 E: 0 K: 1 S: 6	H: 1 LOB: 1 BB: 0 P: 6	R: 0 E: 0 K: 0 S: 3	H: 2 LOB: 2 BB: 0 P: 5	R: 0 E: 0 K: 0 S: 3	H: 0 LOB: 1 BB: 0 P: 7	R: 0 E: 0 K: 0 S: 3	H: 0 LOB: 0 BB: 0 P: 3	R: 1 E: 0 K: 0 S: 4	H: 1 LOB: 3 BB: 3 P: 16	1B: 4 2B: 2 3B: 0 HR: 0	SF: 0 SAC: 1 DP: 0 HBP: 0	WP: 0 PB: 0 SB: 1 CS: 0	PA: 38							
PITCHER	IP	WLS	BF	H	R	ER	SO	BB	IBB	HBP	BLK	WP	HR	S	P	ERA	WHIP										
Tom Hausman, R ERA: 5.85 (1, 1)	8.0		31	5	1	1	3	2	0	0	1	0	0	35	43	1.12	0.875										
Skip Lockwood, R ERA: 3.51 (9, 1)	0.1	L	2	0	1	1	0	1	0	0	0	0	0	1	5	27.00	3.000										
Dale Murray, R ERA: 4.04 (9, 1)	0.2		5	1	0	0	0	0	2	0	0	0	0	3	11	0.00	1.500										

San Francisco Giants @ New York Mets
Shea Stadium, Flushing, NY
Wed Aug 23 1978, 3:33 AM EDT
Att: 14,383 - Unknown


AB 32
R 2
H 6
RBI 2
BB 5
SO 3
LOB 16



Batter	1	2	3	4	5	6	7	8	9	AB	R	H	RBI	BB	SO	LOB	BOTTOM										
Elliott Maddox, R OBP: 0.394, SLG: 0.355 (1, 8)	0-0 5-3			0-0 5-3		0-0 1B		0-0 2H 1B		5	0	2	0	0	0	2											
Tim Foli, R OBP: 0.281, SLG: 0.318 (1, 6)	0-0 F8		0-0 F9		0-0 F3		0-0 L4		0-0 6-3	5	0	0	0	0	0	3											
Steve Henderson, R OBP: 0.344, SLG: 0.419 (1, 7)			0-0 F9		0-0 FC4-6 1B		0-0 F4		0-3 K	5	0	2	0	0	1	0											
Willie Montanez, L OBP: 0.321, SLG: 0.401 (1, 3)	4-0 BB		0-3 K		0-0 FC4-6 1B 4-3		0-0 F8		0-0 4-3	4	0	0	0	1	1	1											
John Stearns, R OBP: 0.380, SLG: 0.439 (1, 2)	0-3 K		4-0 1B BB		0-0 4-3		0-0 S 1B			3	0	1	0	1	1	3											
Joel Youngblood, R OBP: 0.298, SLG: 0.473 (1, 9)		4-0 1B BB		0-0 HBP 1B		0-0 1B		0-0 F9		3	1	2	0	1	0	1											
Bobby Valentine, R OBP: 0.362, SLG: 0.328 Sergio Ferrer, S OBP: 0.250, SLG: 0.143 Skip Lockwood, R OBP: 0.182, SLG: 0.545 Dale Murray, R (1, 5) (9, PR) (9, 1) (9, 1)		0-0 E 1B		1-0 1B		0-0 4-3			0-0 SH2-4 1B 1B	3	0	2	0	0	0	2											
Doug Flynn, R OBP: 0.276, SLG: 0.271 (1, 4)		0-0 E5 1B		0-0 F4		0-0 F4-3		0-0 SH2-4		3	0	1	1	0	0	3											
Tom Hausman, R OBP: 0.273, SLG: 0.300 Lenny Randle, S OBP: 0.340, SLG: 0.323 (1, 1) (9, PH) (9, 5)		0-0 5-3			0-0 F9		0-0 P4		0-0 5-3	3	0	0	0	0	0	2											
Inning Stats	R: 0 E: 0 K: 1 S: 6	H: 1 LOB: 2 BB: 1 P: 10	R: 1 E: 1 K: 0 S: 5	H: 2 LOB: 2 BB: 1 P: 9	R: 0 E: 0 K: 1 S: 6	H: 1 LOB: 3 BB: 1 P: 11	R: 0 E: 0 K: 0 S: 3	H: 0 LOB: 0 BB: 0 P: 3	R: 0 E: 0 K: 0 S: 4	H: 1 LOB: 1 BB: 0 P: 4	R: 0 E: 0 K: 0 S: 4	H: 1 LOB: 1 BB: 0 P: 4	R: 0 E: 0 K: 0 S: 4	H: 2 LOB: 2 BB: 0 P: 4	R: 0 E: 0 K: 1 S: 5	H: 0 LOB: 0 BB: 0 P: 5	1B: 9 2B: 1 3B: 0 HR: 0	SF: 0 SAC: 1 DP: 0 HBP: 1	WP: 0 PB: 0 SB: 1 CS: 0	PA: 40							
PITCHER	IP	WLS	BF	H	R	ER	SO	BB	IBB	HBP	BLK	WP	HR	S	P	ERA	WHIP										
Bob Knepper, L ERA: 2.81 (1, 1)	8.0		37	10	1	1	2	3	0	1	0	0	0	37	50	1.12	1.625										
Gary Lavelle, L ERA: 2.9 (9, 1)	1.0	S	3	0	0	0	1	0	0	0	0	0	0	5	5	0.00	0.000										

San Francisco Giants @ New York Mets
Shea Stadium, Flushing, NY
Wed Aug 23 1978, 3:33 AM EDT
Att: 14,383 - Unknown

AB 35
R 1
H 10
RBI 1
BB 3
SO 3
LOB 19



Batter	1	2	3	4	5	6	7	8	9	AB	R	H	RBI	BB	SO	LOB	TOP										
Elliott Maddox, R OBP: 0.396, SLG: 0.355 (1, 8)										3	1	1	0	2	0	0	New York Mets @ San Diego Padres San Diego Stadium, San Diego, CA Thu Aug 24 1978, 10:05 PM EDT Att: 17,613 - Unknown										
Tim Foli, R OBP: 0.280, SLG: 0.317 (1, 6)										4	1	1	0	0	1	2											
Steve Henderson, R OBP: 0.343, SLG: 0.418 (1, 7)										4	1	1	1	0	1	1											
Willie Montanez, L OBP: 0.322, SLG: 0.404 (1, 3)										4	2	2	0	0	0	0											
John Stearns, R OBP: 0.381, SLG: 0.441 (1, 2)										3	1	1	2	1	0	0											
Joel Youngblood, R OBP: 0.297, SLG: 0.476 (1, 9)										3	0	1	2	0	1	0											
Bobby Valentine, R OBP: 0.359, SLG: 0.323 (1, 5)										2	0	0	1	1	1	1											
Doug Flynn, R OBP: 0.276, SLG: 0.269 (1, 4)										3	0	0	0	1	0	1											
Mike Bruhart, R OBP: 0.071, SLG: 0.071 (8, 1)										3	0	0	0	0	3	2											
Kevin Kobel, R OBP: 0.200, SLG: 0.143 (8, 1)										1	0	0	0	0	1	0											
Inning Stats	R: 1 E: 0 K: 0 S: 4	H: 2 LOB: 0 BB: 0 P: 4	R: 0 E: 0 K: 2 S: 7	H: 0 LOB: 2 BB: 2 P: 15	R: 3 E: 0 K: 0 S: 7	H: 3 LOB: 1 BB: 0 P: 7	R: 0 E: 0 K: 1 S: 5	H: 0 LOB: 1 BB: 1 P: 9	R: 2 E: 0 K: 0 S: 5	H: 2 LOB: 1 BB: 1 P: 9	R: 0 E: 0 K: 1 S: 5	H: 0 LOB: 0 BB: 0 P: 5	R: 0 E: 0 K: 1 S: 5	H: 0 LOB: 0 BB: 0 P: 5	R: 0 E: 0 K: 2 S: 7	H: 0 LOB: 0 BB: 0 P: 7	1B: 4 2B: 3 3B: 0 HR: 0	SF: 2 SAC: 1 DP: 1 HBP: 0	WP: 0 PB: 0 SB: 0 CS: 0	PA: 38							
PITCHER	IP	WLS	BF	H	R	ER	SO	BB	IBB	HBP	BLK	WP	HR	S	P	ERA	WHIP										
Bob Owchinko, L ERA: 3.16 (1, 1)	4.1	L	24	7	6	6	3	3	1	0	0	0	0	26	42	12.46	2.308										
John D'Acquisto, R ERA: 2.09 (5, 1)	3.2		11	0	0	0	3	1	0	0	0	0	0	16	20	0.00	0.273										
Bob Shirley, L ERA: 3.9 (9, 1)	1.0		3	0	0	0	2	0	0	0	0	0	0	7	7	0.00	0.000										

AB	30
R	6
H	7
RBI	6
BB	5
SO	8
LOB	7



Batter	1	2	3	4	5	6	7	8	9	AB	R	H	RBI	BB	SO	LOB	BOTTOM										
Ozzie Smith, S OBP: 0.319, SLG: 0.320 (1, 6)										4	0	0	0	0	2	1	New York Mets @ San Diego Padres San Diego Stadium, San Diego, CA Thu Aug 24 1978, 10:05 PM EDT Att: 17,613 - Unknown										
Derrel Thomas, S OBP: 0.307, SLG: 0.307 (1, 5)										3	1	1	0	1	0	0											
Jerry Turner, L OBP: 0.344, SLG: 0.462 (1, 7) (9, 9)										4	0	1	0	0	0	1											
Dave Winfield, R OBP: 0.350, SLG: 0.475 (1, 8)										4	0	0	1	0	0	1											
Oscar Gamble, L OBP: 0.376, SLG: 0.406 (9, 1)										4	0	1	0	0	2	1											
Bob Shirley, R OBP: 0.220, SLG: 0.135 (9, 1)										0	0	0	0	0	0	0											
Gene Tenace, R OBP: 0.402, SLG: 0.454 (1, 3)										4	1	1	1	0	2	1											
Fernando Gonzalez, R OBP: 0.276, SLG: 0.304 (1, 4)										4	0	2	0	0	0	0											
Rick Sweet, S OBP: 0.316, SLG: 0.274 (1, 2)										3	0	0	0	0	0	3											
Don Reynolds, R OBP: 0.356, SLG: 0.260 (9, PH)										1	0	0	0	0	0	0											
Bob Owchinko, L OBP: 0.190, SLG: 0.211 (1, 1)										1	0	0	0	0	0	0											
John D'Acquisto, R OBP: 0.297, SLG: 0.214 (5, 1)										1	0	0	0	0	0	0											
Gene Richards, L OBP: 0.373, SLG: 0.405 (9, 7)										0	1	0	0	1	0	0											
Inning Stats	R: 0 E: 0 K: 0 S: 3	H: 0 LOB: 0 BB: 0 P: 3	R: 0 E: 0 K: 2 S: 7	H: 0 LOB: 0 BB: 0 P: 7	R: 0 E: 0 K: 0 S: 3	H: 0 LOB: 0 BB: 0 P: 3	R: 0 E: 0 K: 0 S: 3	H: 0 LOB: 0 BB: 0 P: 3	R: 1 E: 0 K: 1 S: 7	H: 2 LOB: 1 BB: 0 P: 7	R: 0 E: 0 K: 1 S: 5	H: 0 LOB: 2 BB: 1 P: 9	R: 0 E: 0 K: 1 S: 7	H: 2 LOB: 2 BB: 0 P: 7	R: 2 E: 1 K: 1 S: 7	H: 2 LOB: 1 BB: 1 P: 11	R: 0 E: 0 K: 0 S: 3	H: 0 LOB: 0 BB: 0 P: 3	1B: 5 2B: 0 3B: 0 HR: 1	SF: 0 SAC: 0 DP: 0 HBP: 0	WP: 0 PB: 0 SB: 0 CS: 0	PA: 35					
PITCHER	IP	WLS	BF	H	R	ER	SO	BB	IBB	HBP	BLK	WP	HR	S	P	ERA	WHIP										
Mike Bruhart, R ERA: 4.85 (1, 1)	7.1	W	29	5	3	2	6	2	0	0	0	0	0	39	47	2.46	0.955										
Kevin Kobel, L ERA: 2.4 (8, 1)	1.2		6	1	0	0	0	0	0	0	0	0	0	6	6	0.00	0.600										





Batter	1	2	3	4	5	6	7	8	9	AB	R	H	RBI	BB	SO	LOB	TOP									
Elliott Maddox, R OBP: 0.395, SLG: 0.354 (1, 9)	6-3	5-3			B1-3			FC5 SH2-4 1B		4	0	1	0	0	0	1	New York Mets @ San Diego Padres San Diego Stadium, San Diego, CA Fri Aug 25 1978, 10:05 PM EDT Att: 19,459 - Unknown									
Bobby Valentine, R OBP: 0.358, SLG: 0.323 (1, 4)	6-3				F9			SH2-4		3	0	1	0	0	0	0										
Tim Foli, R OBP: 0.280, SLG: 0.317 (8, 6)	6-3							1-2		0	0	0	0	0	0	0										
Lee Mazzilli, S OBP: 0.347, SLG: 0.499 (1, 8)								6-3		3	0	1	0	1	1	2										
Joel Youngblood, R OBP: 0.297, SLG: 0.476 (8, 9)										0	0	0	0	0	0	0										
Willie Montanez, L OBP: 0.322, SLG: 0.402 (1, 3)										3	0	0	0	1	1	3										
John Stearns, R OBP: 0.380, SLG: 0.437 (1, 2)										3	0	0	0	0	0	3										
Steve Henderson, R OBP: 0.342, SLG: 0.420 (1, 7)										4	1	1	0	0	1	1										
Lenny Randle, S OBP: 0.341, SLG: 0.325 (1, 5)										4	1	2	1	0	0	0	AB 31 R 2 H 7 RBI 2 BB 2 SO 5 LOB 12									
Doug Flynn, R OBP: 0.276, SLG: 0.271 (1, 6)										4	0	1	0	0	0	1										
Craig Swan, R OBP: 0.190, SLG: 0.161 (1, 1)										3	0	0	1	0	2	1										
Inning Stats	R: 0 E: 0 K: 1 S: 6	H: 1 LOB: 1 BB: 0 P: 6	R: 2 E: 0 K: 0 S: 6	H: 3 LOB: 1 BB: 0 P: 6	R: 0 E: 0 K: 1 S: 6	H: 1 LOB: 1 BB: 0 P: 6	R: 0 E: 0 K: 0 S: 3	H: 0 LOB: 0 BB: 0 P: 3	R: 0 E: 0 K: 1 S: 5	H: 0 LOB: 0 BB: 0 P: 5	R: 0 E: 0 K: 0 S: 2	H: 0 LOB: 1 BB: 1 P: 7	R: 0 E: 0 K: 1 S: 5	H: 1 LOB: 0 BB: 0 P: 5	R: 0 E: 0 K: 0 S: 4	H: 1 LOB: 2 BB: 1 P: 8		R: 0 E: 0 K: 1 S: 5	H: 0 LOB: 0 BB: 0 P: 5	1B: 4 2B: 3 3B: 1 HR: 0	SF: 0 SAC: 1 DP: 1 HBP: 1	WP: 0 PB: 0 CS: 0	PA: 35			
PITCHER	IP	WLS	BF	H	R	ER	SO	BB	IBB	HBP	BLK	WP	HR	S	P	ERA		WHIP								
Gaylord Perry, R ERA: 3.05 (1, 1)	7.0	L	27	6	2	2	4	1	0	1	0	0	0	33	38	2.57		1.000								
Mark Lee, R ERA: 2.94 (8, 1)	2.0		8	1	0	0	1	0	1	0	0	0	0	9	13	0.00		0.500								

Batter	1	2	3	4	5	6	7	8	9	AB	R	H	RBI	BB	SO	LOB	BOTTOM									
Ozzie Smith, S OBP: 0.318, SLG: 0.317 (1, 6)										3	0	0	0	1	0	3	New York Mets @ San Diego Padres San Diego Stadium, San Diego, CA Fri Aug 25 1978, 10:05 PM EDT Att: 19,459 - Unknown									
Derrel Thomas, S OBP: 0.306, SLG: 0.304 (1, 5)										3	0	0	0	1	0	1										
Jerry Turner, L OBP: 0.341, SLG: 0.455 (1, 7)										4	0	1	0	0	1	1										
Dave Winfield, R OBP: 0.351, SLG: 0.482 (1, 8)										4	1	2	1	0	1	2										
Oscar Gamble, L OBP: 0.375, SLG: 0.403 (1, 9)										3	0	0	0	0	0	1										
Gene Tenace, R OBP: 0.403, SLG: 0.451 (1, 2)										2	0	0	0	2	1	0										
Broderick Perkins, L OBP: 0.266, SLG: 0.361 (1, 3)										4	0	0	0	0	0	4										
Fernando Gonzalez, R OBP: 0.277, SLG: 0.305 (1, 4)										3	0	1	0	0	0	0										
Bill Almon, R OBP: 0.310, SLG: 0.313 (7, PR) (8, 4)										1	0	0	0	0	0	0										
Gaylord Perry, R OBP: 0.145, SLG: 0.149 (1, 1)										2	0	1	0	0	0	0	AB 30 R 1 H 5 RBI 1 BB 4 SO 3 LOB 14									
Gene Richards, L OBP: 0.373, SLG: 0.404 (7, PH) (8, 1)										1	0	0	0	0	0	2										
Mark Lee, R (8, 1)										0	0	0	0	0	0	0										
Inning Stats	R: 0 E: 0 K: 0 S: 3	H: 1 LOB: 1 BB: 1 P: 7	R: 0 E: 0 K: 0 S: 3	H: 0 LOB: 0 BB: 0 P: 3	R: 0 E: 0 K: 1 S: 6	H: 1 LOB: 3 BB: 1 P: 11	R: 0 E: 0 K: 0 S: 3	H: 0 LOB: 0 BB: 0 P: 3	R: 0 E: 0 K: 1 S: 5	H: 0 LOB: 1 BB: 1 P: 9	R: 0 E: 0 K: 0 S: 4	H: 1 LOB: 2 BB: 1 P: 8	R: 1 E: 0 K: 0 S: 4	H: 1 LOB: 0 BB: 0 P: 4	R: 0 E: 0 K: 1 S: 5	H: 0 LOB: 0 BB: 0 P: 5		1B: 4 2B: 2 3B: 0 HR: 1	SF: 0 SAC: 0 DP: 2 HBP: 1	WP: 0 PB: 0 CS: 0	PA: 35					
PITCHER	IP	WLS	BF	H	R	ER	SO	BB	IBB	HBP	BLK	WP	HR	S	P	ERA		WHIP								
Craig Swan, R ERA: 2.4 (1, 1)	9.0	W	35	5	1	1	3	4	0	1	0	0	1	36	53	1.00		1.000								

Batter	1	2	3	4	5	6	7	8	9	AB	R	H	RBI	BB	SO	LOB	TOP										
Elliott Maddox, R OBP: 0.394, SLG: 0.352 (1, 8)										4	0	1	0	0	1	0	New York Mets @ San Diego Padres San Diego Stadium, San Diego, CA Sat Aug 26 1978, 10:05 PM EDT Att: 16,458 - Unknown livebaseballscorecards.com										
Tim Foli, R OBP: 0.281, SLG: 0.317 Lee Mazzilli, S OBP: 0.348, SLG: 0.409 (8, PH)										3	0	1	0	0	0	2											
Steve Henderson, R OBP: 0.342, SLG: 0.419 (1, 7)										4	0	1	0	0	0	4											
Willie Montanez, L OBP: 0.319, SLG: 0.398 (1, 3)										4	0	0	0	0	1	2											
John Stearns, R OBP: 0.376, SLG: 0.433 (1, 2)										4	0	0	0	0	0	0											
Joel Youngblood, R OBP: 0.296, SLG: 0.469 (1, 9)										3	1	0	0	1	1	0											
Bobby Valentine, R OBP: 0.334, SLG: 0.338 Sergio Ferrer, S OBP: 0.250, SLG: 0.143 (7, PR)										3	0	2	1	0	0	0											
Doug Flynn, R OBP: 0.276, SLG: 0.271 (1, 4)										3	0	1	0	0	0	1											
Jerry Koosman, R OBP: 0.098, SLG: 0.148 Tom Grieve, R OBP: 0.296, SLG: 0.310 Kevin Kobel, R OBP: 0.200, SLG: 0.143 (7, PH)										1	0	0	0	0	0	0											
Inning Stats	R: 0 E: 0 K: 0 S: 4	H: 1 LOB: 1 BB: 0 P: 4	R: 0 E: 0 K: 0 S: 3	H: 0 LOB: 0 BB: 0 P: 3	R: 0 E: 0 K: 1 S: 5	H: 2 LOB: 2 BB: 0 P: 5	R: 0 E: 0 K: 1 S: 5	H: 0 LOB: 0 BB: 0 P: 5	R: 0 E: 0 K: 0 S: 3	H: 1 LOB: 0 BB: 0 P: 3	R: 0 E: 0 K: 0 S: 4	H: 1 LOB: 1 BB: 0 P: 4	R: 1 E: 0 K: 0 S: 4	H: 1 LOB: 1 BB: 1 P: 8	R: 0 E: 0 K: 1 S: 4	H: 0 LOB: 0 BB: 0 P: 5		R: 0 E: 0 K: 1 S: 5	H: 0 LOB: 0 BB: 0 P: 5	1B: 5 2B: 1 3B: 0 HR: 0	SF: 0 SAC: 1 DP: 1 HBP: 1	WP: 0 PB: 0 SB: 1 CS: 0	PA: 33				
PITCHER	IP	WLS	BF	H	R	ER	SO	BB	IBB	HBP	BLK	WP	HR	S	P	ERA	WHIP										
Mickey Lolich, L ERA: 0.79 Bob Shirley, L ERA: 3.91 Rollie Fingers, R ERA: 2.74	(1, 1)	5.0	W	18	4	0	1	0	0	0	0	0	0	20	20	0.00	0.800										
(6, 1)	2.0		9	2	1	1	0	1	0	0	0	0	0	8	12	4.50	1.500										
(8, 1)	2.0	S	6	0	0	0	2	0	0	1	0	0	0	9	10	0.00	0.000										

Batter	1	2	3	4	5	6	7	8	9	AB	R	H	RBI	BB	SO	LOB	BOTTOM										
Derrel Thomas, S OBP: 0.306, SLG: 0.302 (1, 8)										3	0	0	0	1	1	0	New York Mets @ San Diego Padres San Diego Stadium, San Diego, CA Sat Aug 26 1978, 10:05 PM EDT Att: 16,458 - Unknown livebaseballscorecards.com										
Ozzie Smith, S OBP: 0.316, SLG: 0.315 (1, 6)										5	0	0	0	0	0	2											
Jerry Turner, L OBP: 0.338, SLG: 0.444 (1, 7)										3	1	0	0	0	1	0											
Dave Winfield, R OBP: 0.352, SLG: 0.487 (1, 9)										3	1	1	2	1	0	0											
Gene Tenace, R OBP: 0.402, SLG: 0.449 (1, 3)										2	0	0	0	1	1	2											
Tucker Ashford, R OBP: 0.287, SLG: 0.345 Rollie Fingers, R OBP: 0.222, SLG: 0.222 (8, 1)										3	0	0	0	0	2	4											
Dave Roberts, R OBP: 0.299, SLG: 0.294 (1, 2)										3	0	0	0	0	1	1											
Bill Almon, R OBP: 0.310, SLG: 0.313 (8, 5)										3	0	1	0	0	0	0											
Mickey Lolich, S Chuck Baker, R OBP: 0.271, SLG: 0.261 Bob Shirley, R OBP: 0.230, SLG: 0.135 Fernando Gonzalez, R OBP: 0.276, SLG: 0.304 (8, 4)										1	0	0	0	0	1	0											
Inning Stats	R: 2 E: 0 K: 2 S: 8	H: 1 LOB: 1 BB: 1 P: 13	R: 0 E: 0 K: 1 S: 5	H: 0 LOB: 0 BB: 0 P: 5	R: 0 E: 0 K: 1 S: 7	H: 0 LOB: 1 BB: 1 P: 11	R: 0 E: 0 K: 2 S: 7	H: 0 LOB: 2 BB: 0 P: 7	R: 0 E: 0 K: 0 S: 3	H: 1 LOB: 1 BB: 1 P: 7	R: 0 E: 0 K: 0 S: 3	H: 0 LOB: 0 BB: 0 P: 3	R: 0 E: 0 K: 0 S: 3	H: 0 LOB: 0 BB: 0 P: 3	1B: 1 2B: 0 3B: 0 HR: 1	SF: 0 SAC: 0 DP: 0 HBP: 1		WP: 0 PB: 0 SB: 3 CS: 1	PA: 32								
PITCHER	IP	WLS	BF	H	R	ER	SO	BB	IBB	HBP	BLK	WP	HR	S	P	ERA	WHIP										
Jerry Koosman, L ERA: 3.65 Kevin Kobel, L ERA: 2.33	(1, 1)	6.0	L	24	1	2	2	8	2	0	1	0	0	37	46	3.00	0.500										
(7, 1)	2.0		8	1	0	0	0	1	0	0	0	0	0	6	10	0.00	1.000										

Batter	1	2	3	4	5	6	7	8	9	AB	R	H	RBI	BB	SO	LOB	TOP			
Lee Mazzilli, S OBP: 0.345, SLG: 0.405	0-0 4-3		0-0 F9		0-0 4-3			0-0 F6		4	0	0	0	0	0	2	<p>New York Mets @ San Diego Padres San Diego Stadium, San Diego, CA Sun Aug 27 1978, 6:33 AM EDT Att: 16,503 - Unknown</p> <p>livebaseballscores.com</p> <p>AB 31 R 0 H 6 RBI 0 BB 2 SO 3 LOB 16</p> 			
Tim Foli, R OBP: 0.281, SLG: 0.314	4-0 FC1-6 BB		0-0 F9		0-3 K			0-0 G3		3	0	0	0	1	1	2				
Steve Henderson, R OBP: 0.339, SLG: 0.415	0-0 FC1-6 E 1-2		0-0 1-3		0-0 4-3			0-0 6-3		4	0	0	0	0	0	2				
Willie Montanez, L OBP: 0.321, SLG: 0.398	4-0 1-3 BB			0-0 L4				0-0 L3		3	0	1	0	1	0	0				
John Stearns, R OBP: 0.375, SLG: 0.431	0-0 5-3			0-0 1B				0-3 K		4	0	1	0	0	1	3				
Bruce Boisclair, L OBP: 0.300, SLG: 0.324		0-0 F8		0-0 F7				0-0 1B 1B		4	0	1	0	0	0	2				
Lenny Randle, S OBP: 0.338, SLG: 0.322		0-0 1-3		0-3 K				0-0 F8		4	0	0	0	0	1	3				
Doug Flynn, R OBP: 0.278, SLG: 0.274		0-0 F6-3			0-0 4-3 SH2-4 1B			1-2 G5-4-3 1B		3	0	2	0	0	0	0				
Nino Espinosa, R OBP: 0.236, SLG: 0.278					0-0 SH2-4			0-0 G5-4-3 1-2		1	0	1	0	0	0	0				
Ed Kranepool, L OBP: 0.272, SLG: 0.296										1	0	0	0	0	0	2				
Dale Murray, R OBP: 0.500, SLG: 0.333										0	0	0	0	0	0	0				
Dwight Bernard, R OBP: 0.500, SLG: 0.333										0	0	0	0	0	0	0				
Inning Stats	R: 0 E: 0 K: 0 S: 3	H: 0 LOB: 2 BB: 2 P: 11	R: 0 E: 0 K: 0 S: 3	H: 0 LOB: 0 BB: 0 P: 3	R: 0 E: 0 K: 0 S: 4	H: 1 LOB: 1 BB: 0 P: 4	R: 0 E: 0 K: 1 S: 6	H: 1 LOB: 1 BB: 0 P: 6	R: 0 E: 0 K: 1 S: 5	H: 0 LOB: 0 BB: 0 P: 5	R: 0 E: 0 K: 0 S: 4	H: 2 LOB: 1 BB: 0 P: 4	R: 0 E: 0 K: 0 S: 3	H: 0 LOB: 0 BB: 0 P: 3	R: 0 E: 0 K: 0 S: 4	H: 1 LOB: 1 BB: 0 P: 4	1B: 6 2B: 0 3B: 0 HR: 0	SF: 0 SAC: 1 DP: 1 HBP: 0	WP: 0 PB: 0 SB: 1 CS: 0	PA: 34
PITCHER Eric Rasmussen, R ERA: 3.85	IP: 9.0 WLS: W BF: 34 H: 6 R: 0 ER: 0 SO: 3 BB: 2 IBB: 0 HBP: 0 BLK: 0 WP: 0 HR: 0 S: 38 P: 46 ERA: 0.00 WHIP: 0.889															PITCHER				

Batter	1	2	3	4	5	6	7	8	9	AB	R	H	RBI	BB	SO	LOB	BOTTOM			
Gene Richards, L OBP: 0.375, SLG: 0.408	0-0 3B 2B		0-0 BB SH3-4 1B		0-0 F7			4-0 1-2 2-3 BB L3		3	1	2	0	1	0	0	<p>New York Mets @ San Diego Padres San Diego Stadium, San Diego, CA Sun Aug 27 1978, 6:33 AM EDT Att: 16,503 - Unknown</p> <p>livebaseballscores.com</p> <p>AB 26 R 3 H 5 RBI 2 BB 5 SO 0 LOB 13</p> 			
Dave Roberts, R OBP: 0.299, SLG: 0.294										0	0	0	0	0	0	0				
Derrel Thomas, S OBP: 0.303, SLG: 0.299	0-0 F7		0-0 SH3-4 1-2		0-0 F4-3			0-0 L3 1-2		3	0	0	0	0	0	4				
Jerry Turner, L OBP: 0.336, SLG: 0.453	0-0 2H F1-4-3 3B		0-0 F8		0-0 G3			0-0 6-3		4	1	1	1	0	0	3				
Dave Winfield, R OBP: 0.355, SLG: 0.487	4-0 F1-4-3 BB		4-0 BB BB			0-0 F6-4-3 1B		0-0 G3		2	0	1	0	2	0	0				
Gene Tenace, R OBP: 0.401, SLG: 0.444	0-0 F1-4-3 1-2 3H		4-0 1-2 2-3 BB		0-0 F6-4-3 1-2			0-0 F9		3	0	0	1	1	0	2				
Broderick Perkins, L OBP: 0.260, SLG: 0.352	0-0 F7		0-0 F8			0-0 F8		0-0 6-3		3	0	0	0	0	0	4				
Ozzie Smith, S OBP: 0.315, SLG: 0.314										1	0	0	0	0	0	0				
Fernando Gonzalez, R OBP: 0.277, SLG: 0.301		0-0 F8		0-0 F4				4-0 1B SH BB		2	1	0	0	1	0	0				
Bill Almon, R OBP: 0.311, SLG: 0.313		0-0 F7		0-0 5-3				0-0 BB SH 1B		3	0	1	0	0	0	0				
Eric Rasmussen, R OBP: 0.135, SLG: 0.135		0-0 6-3		0-0 F4-3				0-0 SH BB 1-2 2H		2	0	0	0	0	0	0				
Inning Stats	R: 2 E: 0 K: 0 S: 5	H: 2 LOB: 1 BB: 1 P: 9	R: 0 E: 0 K: 0 S: 3	H: 0 LOB: 0 BB: 0 P: 3	R: 0 E: 0 K: 0 S: 4	H: 1 LOB: 3 BB: 2 P: 12	R: 0 E: 0 K: 0 S: 3	H: 0 LOB: 0 BB: 0 P: 3	R: 0 E: 0 K: 0 S: 3	H: 1 LOB: 0 BB: 0 P: 3	R: 1 E: 1 K: 0 S: 4	H: 1 LOB: 2 BB: 2 P: 12	R: 0 E: 0 K: 0 S: 3	H: 0 LOB: 0 BB: 0 P: 3	R: 0 E: 0 K: 0 S: 3	H: 0 LOB: 0 BB: 0 P: 3	1B: 3 2B: 2 3B: 1 HR: 0	SF: 0 SAC: 2 DP: 2 HBP: 0	WP: 0 PB: 0 SB: 0 CS: 0	PA: 33
PITCHER Nino Espinosa, R ERA: 4.72	IP: 6.0 WLS: L BF: 24 H: 4 R: 2 ER: 2 SO: 2 BB: 3 IBB: 0 HBP: 0 BLK: 0 WP: 0 HR: 0 S: 21 P: 33 ERA: 3.00 WHIP: 1.167															PITCHER				
Dale Murray, R ERA: 4.04	0.0 4 1 1 0 0 2 0 0 0 0 0 2 10 ∞ ∞																			
Dwight Bernard, R ERA: 3.03	2.0 5 0 0 0 0 0 0 0 0 0 0 5 5 0.00 0.000																			

Batter	1	2	3	4	5	6	7	8	9	AB	R	H	RBI	BB	SO	LOB	TOP			
Elliott Maddox, R OBP: 0.395, SLG: 0.355 (1, 5)	F4		CS BB			F8 8-2 2B		F7		3	0	1	0	1	0	0	New York Mets @ San Francisco Giants Candlestick Park, San Francisco, CA Tue Aug 29 1978, 10:05 PM EDT Att: 34,174 - Unknown			
Bobby Valentine, R OBP: 0.355, SLG: 0.328 (1, 4)	5-3		F7			F8		F3		4	0	0	0	0	0	2				
Steve Henderson, R OBP: 0.340, SLG: 0.417 (1, 7)	K									3	0	1	0	1	2	0				
Willie Montanez, L OBP: 0.320, SLG: 0.399 (1, 3)										4	0	1	0	0	2	3				
John Stearns, R OBP: 0.372, SLG: 0.426 (1, 2)										4	0	0	0	0	1	2				
Tom Grieve, R OBP: 0.276, SLG: 0.315 (1, 9)										2	0	1	0	1	1	1				
Joel Youngblood, R OBP: 0.292, SLG: 0.462 (1, 8)										3	0	0	0	0	0	3				
Doug Flynn, R OBP: 0.277, SLG: 0.272 (1, 6)										3	0	0	0	0	0	3				
Tom Hausman, R OBP: 0.231, SLG: 0.250 (1, 1)										2	0	0	0	0	0	0				
Lenny Randle, S OBP: 0.337, SLG: 0.321 (8, PH)										1	0	0	0	0	0	0				
Skip Lockwood, R OBP: 0.182, SLG: 0.545 (8, 1)										0	0	0	0	0	0	0				
Dwight Bernard, R OBP: 0.500, SLG: 0.333 (8, 1)										0	0	0	0	0	0	0				
Inning Stats	R: 0 E: 0 K: 1 S: 5	H: 0 LOB: 0 BB: 0 P: 5	R: 0 E: 0 K: 0 S: 4	H: 1 LOB: 2 BB: 1 P: 8	R: 0 E: 0 K: 2 S: 2	H: 0 LOB: 0 BB: 1 P: 6	R: 0 E: 0 K: 2 S: 8	H: 1 LOB: 1 BB: 0 P: 8	R: 0 E: 0 K: 0 S: 3	H: 0 LOB: 0 BB: 0 P: 3	R: 0 E: 0 K: 0 S: 3	H: 1 LOB: 1 BB: 1 P: 7	R: 0 E: 0 K: 0 S: 4	H: 1 LOB: 1 BB: 0 P: 4	R: 0 E: 0 K: 3 S: 9	H: 0 LOB: 0 BB: 0 P: 9	1B: 1 2B: 4 3B: 0 HR: 0	SF: 0 SAC: 0 DP: 1 HBP: 0	WP: 1 PB: 0 SB: 0 CS: 1	PA: 32
PITCHER Bob Knepper, L ERA: 2.69 (1, 1)	IP: 9.0 WLS: W BF: 32 H: 4 R: 0 ER: 0 SO: 6 BB: 3 IBB: 0 HBP: 0 BLK: 0 WP: 1 HR: 0 S: 41 P: 53 ERA: 0.00 WHIP: 0.778																			

AB	29
R	0
H	4
RBI	0
BB	3
SO	6
LOB	14



Batter	1	2	3	4	5	6	7	8	9	AB	R	H	RBI	BB	SO	LOB	BOTTOM			
Bill Madlock, R OBP: 0.384, SLG: 0.496 (1, 4)	K									4	0	3	1	0	1	0	New York Mets @ San Francisco Giants Candlestick Park, San Francisco, CA Tue Aug 29 1978, 10:05 PM EDT Att: 34,174 - Unknown			
Rob Andrews, R OBP: 0.320, SLG: 0.313 (8, PR) (9, 4)										0	0	0	0	0	0	0				
Jim Dwyer, L OBP: 0.338, SLG: 0.386 (1, 8) (9, 3)										4	1	2	1	0	0	2				
Jack Clark, R OBP: 0.364, SLG: 0.534 (1, 9)										4	0	0	0	0	0	3				
Hector Cruz, R OBP: 0.303, SLG: 0.364 (8, PR) (9, 9)										0	0	0	0	0	0	0				
Willie McCovey, L OBP: 0.300, SLG: 0.400 (1, 3)										4	0	0	0	0	1	3				
Larry Herndon, R OBP: 0.325, SLG: 0.357 (9, 8)										0	0	0	0	0	0	0				
Darrell Evans, L OBP: 0.370, SLG: 0.403 (1, 5)										3	0	0	0	0	1	1				
Terry Whitfield, L OBP: 0.348, SLG: 0.420 (1, 7)										3	0	0	0	0	0	0				
Roger Metzger, S OBP: 0.292, SLG: 0.283 (1, 6)										3	1	1	0	0	0	0				
John Tamargo, S OBP: 0.391, SLG: 0.327 (1, 2)										2	0	0	0	1	1	0				
Bob Knepper, L OBP: 0.137, SLG: 0.092 (1, 1)										2	0	0	0	0	2	0				
Inning Stats	R: 1 E: 0 K: 1 S: 6	H: 1 LOB: 0 BB: 0 P: 6	R: 0 E: 0 K: 1 S: 5	H: 0 LOB: 0 BB: 0 P: 5	R: 0 E: 0 K: 2 S: 8	H: 1 LOB: 1 BB: 0 P: 8	R: 0 E: 0 K: 0 S: 3	H: 0 LOB: 0 BB: 0 P: 3	R: 1 E: 0 K: 1 S: 7	H: 2 LOB: 2 BB: 1 P: 8	R: 0 E: 0 K: 1 S: 6	H: 1 LOB: 1 BB: 0 P: 6	R: 0 E: 1 K: 1 S: 3	H: 0 LOB: 2 BB: 0 P: 3	R: 0 E: 1 K: 1 S: 7	H: 1 LOB: 2 BB: 0 P: 7	1B: 4 2B: 1 3B: 0 HR: 1	SF: 0 SAC: 1 DP: 0 HBP: 0	WP: 0 PB: 0 SB: 2 CS: 0	PA: 31
PITCHER Tom Hausman, R ERA: 5.26 (1, 1)	IP: 7.0 WLS: L BF: 26 H: 5 R: 2 ER: 2 SO: 5 BB: 1 IBB: 0 HBP: 0 BLK: 0 WP: 0 HR: 1 S: 35 P: 39 ERA: 2.57 WHIP: 0.857																			
Skip Lockwood, R ERA: 3.49 (8, 1)	0.2	3	1	0	0	1	0	0	0	0	0	5	5	0.00	1.500					
Dwight Bernard, R ERA: 3.0 (8, 1)	0.1	2	0	0	0	0	0	0	0	0	0	2	2	0.00	0.000					

AB	29
R	2
H	6
RBI	2
BB	1
SO	6
LOB	9




Batter	1	2	3	4	5	6	7	8	9	10	11	12	AB	R	H	RBI	BB	SO	LOB	TOP	
Lenny Randle, S OBP: 0.329, SLG: 0.329 (1.5)	F8		K		6-3		G3			6-3		1B	6	0	1	0	0	1	2		
Elliott Maddox, R OBP: 0.379, SLG: 0.346 (1.8)	F9		P4		1B				F9	5-3		F9	5	0	0	0	1	0	4		
Steve Henderson, R OBP: 0.339, SLG: 0.413 (1.7)	K				6-3				5-3	1-3			5	1	2	0	0	1	0		
Willie Montanez, L OBP: 0.320, SLG: 0.405 (1.3)		F9			6-3		G6-4-3					5-3	5	0	1	0	0	0	3		
John Stearns, R OBP: 0.375, SLG: 0.433 (1.2)		5-3			S				F9				4	1	2	1	1	1	0		
Joel Youngblood, R OBP: 0.263, SLG: 0.450 (1.9)		K			2B				K			F8	4	1	0	0	1	3	3		
Bobby Valentine, R OBP: 0.349, SLG: 0.324 (1.4)					SH5-4		5-3			6-3		6-3	5	0	1	0	0	1	2		
Doug Flynn, R OBP: 0.279, SLG: 0.284 (1.6)					SH5-4		K			F6-3		F6-3	5	0	2	2	0	1	0		
Jerry Koosman, R OBP: 0.094, SLG: 0.141 (1.1)					SH5-4		6-3			1-3		1B	3	0	0	0	0	0	1		
Tom Grieve, R OBP: 0.286, SLG: 0.315 (12, PH)					SH5-4		6-3			1-3		BB	0	0	0	0	1	0	0		
Bruce Boisclair, L OBP: 0.300, SLG: 0.324 (12, PR)					1-2								0	0	0	0	0	0	0		
Kevin Kobel, R OBP: 0.200, SLG: 0.143 (12, 1)					1-2							BB	0	0	0	0	0	0	0		
Inning Stats	R: 0 E: 0 K: 1 S: 5	H: 0 LOB: 0 BB: 0 P: 5	R: 0 E: 0 K: 1 S: 5	H: 0 LOB: 0 BB: 0 P: 5	R: 0 E: 0 K: 1 S: 7	H: 2 LOB: 2 BB: 0 P: 7	R: 3 E: 0 K: 1 S: 8	H: 3 LOB: 1 BB: 1 P: 12	R: 0 E: 0 K: 0 S: 3	H: 0 LOB: 0 BB: 0 P: 5	R: 0 E: 0 K: 1 S: 5	H: 0 LOB: 0 BB: 0 P: 5	R: 0 E: 0 K: 0 S: 3	H: 0 LOB: 0 BB: 0 P: 3	R: 0 E: 0 K: 0 S: 3	H: 1 LOB: 0 BB: 0 P: 3	R: 0 E: 0 K: 0 S: 4	H: 1 LOB: 2 BB: 1 P: 8	1B: 6 2B: 2 3B: 1 HR: 0	SF: 0 SAC: 1 DP: 1 HBP: 0	WP: 0 PA: 47 PB: 0 SB: 1 CS: 1
PITCHER	IP WLS BF H R ER SO BB IBB HBP BLK WP HR S P ERA WHIP	IP WLS BF H R ER SO BB IBB HBP BLK WP HR S P ERA WHIP	IP WLS BF H R ER SO BB IBB HBP BLK WP HR S P ERA WHIP	IP WLS BF H R ER SO BB IBB HBP BLK WP HR S P ERA WHIP	IP WLS BF H R ER SO BB IBB HBP BLK WP HR S P ERA WHIP	IP WLS BF H R ER SO BB IBB HBP BLK WP HR S P ERA WHIP	IP WLS BF H R ER SO BB IBB HBP BLK WP HR S P ERA WHIP	IP WLS BF H R ER SO BB IBB HBP BLK WP HR S P ERA WHIP	IP WLS BF H R ER SO BB IBB HBP BLK WP HR S P ERA WHIP	IP WLS BF H R ER SO BB IBB HBP BLK WP HR S P ERA WHIP	IP WLS BF H R ER SO BB IBB HBP BLK WP HR S P ERA WHIP	IP WLS BF H R ER SO BB IBB HBP BLK WP HR S P ERA WHIP	IP WLS BF H R ER SO BB IBB HBP BLK WP HR S P ERA WHIP	IP WLS BF H R ER SO BB IBB HBP BLK WP HR S P ERA WHIP	IP WLS BF H R ER SO BB IBB HBP BLK WP HR S P ERA WHIP	IP WLS BF H R ER SO BB IBB HBP BLK WP HR S P ERA WHIP	IP WLS BF H R ER SO BB IBB HBP BLK WP HR S P ERA WHIP	IP WLS BF H R ER SO BB IBB HBP BLK WP HR S P ERA WHIP	IP WLS BF H R ER SO BB IBB HBP BLK WP HR S P ERA WHIP	IP WLS BF H R ER SO BB IBB HBP BLK WP HR S P ERA WHIP	
Doug Rau, L ERA: 3.44 (1.1)	3.0	W	11	2	0	0	0	1	0	0	0	0	0	0	0	0	0	0	0	0	
Charlie Hough, R ERA: 2.79 (9.1)	1.0		3	0	0	0	0	0	0	0	0	0	0	0	0	0	0	0	0	0	
Terry Forster, L ERA: 2.39 (10.1)	3.0		W	11	2	0	0	0	0	0	0	0	0	0	0	0	0	0	0	0	

New York Mets @ Los Angeles Dodgers
Dodger Stadium, Los Angeles, CA

Fri Sep 01 1978, 7:05 PM PDT
Alt. 33,292 - Unknown

AB 42
R 3
H 9
RBI 3
BB 4
SO 7
LOB 15



Batter	1	2	3	4	5	6	7	8	9	10	11	12	AB	R	H	RBI	BB	SO	LOB	BOTTOM			
Davey Lopes, R OBP: 0.327, SLG: 0.415 (1.4)	F6-4-3				F6-3			2B	1B	FC6-4		FC5-4	5	0	3	0	1	0	2				
Bill North, S OBP: 0.372, SLG: 0.283 (1.8)	F6-4-3		K			1-4-3		F9	FC6-4			CS	4	0	0	0	2	1	6				
Reggie Smith, S OBP: 0.393, SLG: 0.593 (1.9)	F6-4-3				FC3-6			SF7				F7	4	0	1	1	1	1	0	3			
Steve Garvey, R OBP: 0.331, SLG: 0.476 (1.3)	F7				FC3-6			F2				F6-3	6	2	2	0	0	0	3				
Ron Cey, R OBP: 0.373, SLG: 0.437 (1.5)		F8			5-3			F7				BB	4	0	1	0	0	0	2				
Vic Davalillo, R OBP: 0.333, SLG: 0.394 (9, PR)					5-3							1B	0	1	0	0	0	0	0				
Steve Yeager, R OBP: 0.304, SLG: 0.259 (10.2)					1-2				SH2-4			1B	1	0	0	0	1	0	0				
Dusty Baker Jr., R OBP: 0.336, SLG: 0.382 (1.7)		F9						K				BB	5	0	3	2	0	1	0				
Joe Ferguson, R OBP: 0.354, SLG: 0.392 (1.2)												SH2-4	4	0	1	1	0	1	1				
Johnny Oates, L OBP: 0.366, SLG: 0.333 (9, PR)					1-3			F5				SH2-4	0	0	0	0	0	0	0				
Terry Forster, L OBP: 0.333, SLG: 0.333 (10.1)					K				BB			1B	0	0	0	0	0	0	0				
Bill Russell, R OBP: 0.305, SLG: 0.344 (1.6)					5-3			F6-3				FC5-4	3	0	0	0	2	0	0				
Doug Rau, L ERA: 3.59 (1.1)	11.0		46	10	3	3	6	3	2	0	0	0	2	0	0	0	0	0	0	0			
Kevin Kobel, L ERA: 2.43 (12.1)	0.2	L	5	2	1	1	0	2	0	0	0	0	0	0	0	0	0	0	0	0			
Inning Stats	R: 0 E: 0 K: 0 S: 3	H: 1 LOB: 1 BB: 1 P: 7	R: 0 E: 0 K: 1 S: 5	H: 0 LOB: 0 BB: 0 P: 5	R: 0 E: 0 K: 2 S: 8	H: 1 LOB: 1 BB: 0 P: 8	R: 1 E: 0 K: 0 S: 5	H: 2 LOB: 1 BB: 0 P: 6	R: 0 E: 0 K: 1 S: 5	H: 0 LOB: 0 BB: 0 P: 5	R: 1 E: 0 K: 0 S: 5	H: 3 LOB: 3 BB: 0 P: 5	R: 1 E: 1 K: 1 S: 7	H: 2 LOB: 3 BB: 2 P: 15	R: 0 E: 0 K: 0 S: 3	H: 0 LOB: 0 BB: 0 P: 3	R: 0 E: 0 K: 0 S: 4	H: 1 LOB: 2 BB: 1 P: 8	R: 1 E: 0 K: 0 S: 3	H: 2 LOB: 2 BB: 1 P: 11	1B: 11 2B: 1 3B: 0 HR: 0	SF: 1 SAC: 2 DP: 1 HBP: 0	WP: 0 PA: 51 PB: 1 SB: 0 CS: 1
PITCHER	IP WLS BF H R ER SO BB IBB HBP BLK WP HR S P ERA WHIP	IP WLS BF H R ER SO BB IBB HBP BLK WP HR S P ERA WHIP	IP WLS BF H R ER SO BB IBB HBP BLK WP HR S P ERA WHIP	IP WLS BF H R ER SO BB IBB HBP BLK WP HR S P ERA WHIP	IP WLS BF H R ER SO BB IBB HBP BLK WP HR S P ERA WHIP	IP WLS BF H R ER SO BB IBB HBP BLK WP HR S P ERA WHIP	IP WLS BF H R ER SO BB IBB HBP BLK WP HR S P ERA WHIP	IP WLS BF H R ER SO BB IBB HBP BLK WP HR S P ERA WHIP	IP WLS BF H R ER SO BB IBB HBP BLK WP HR S P ERA WHIP	IP WLS BF H R ER SO BB IBB HBP BLK WP HR S P ERA WHIP	IP WLS BF H R ER SO BB IBB HBP BLK WP HR S P ERA WHIP	IP WLS BF H R ER SO BB IBB HBP BLK WP HR S P ERA WHIP	IP WLS BF H R ER SO BB IBB HBP BLK WP HR S P ERA WHIP	IP WLS BF H R ER SO BB IBB HBP BLK WP HR S P ERA WHIP	IP WLS BF H R ER SO BB IBB HBP BLK WP HR S P ERA WHIP	IP WLS BF H R ER SO BB IBB HBP BLK WP HR S P ERA WHIP	IP WLS BF H R ER SO BB IBB HBP BLK WP HR S P ERA WHIP	IP WLS BF H R ER SO BB IBB HBP BLK WP HR S P ERA WHIP	IP WLS BF H R ER SO BB IBB HBP BLK WP HR S P ERA WHIP	IP WLS BF H R ER SO BB IBB HBP BLK WP HR S P ERA WHIP			

New York Mets @ Los Angeles Dodgers
Dodger Stadium, Los Angeles, CA

Fri Sep 01 1978, 7:05 PM PDT
Alt. 33,292 - Unknown

AB 41
R 4
H 12
RBI 4
BB 7
SO 6
LOB 21



Batter	1	2	3	4	5	6	7	8	9	AB	R	H	RBI	BB	SO	LOB	TOP			
Lenny Randle, S (1, 5) OBP: 0.341, SLG: 0.329										3	1	1	0	1	0	0	New York Mets @ Los Angeles Dodgers Dodger Stadium, Los Angeles, CA Sat Sep 02 1978, 3:33 AM PDT Unknown			
Bobby Valentine, R (1, 4) OBP: 0.343, SLG: 0.318										3	0	0	0	0	0	3				
Lee Mazzilli, S (1, 8) OBP: 0.348, SLG: 0.414										4	0	1	1	0	0	0				
Willie Montanez, L (1, 3) OBP: 0.319, SLG: 0.404										4	0	1	0	0	0	1				
John Stearns, R (1, 2) OBP: 0.372, SLG: 0.429										4	0	0	0	0	1	2				
Steve Henderson, R (1, 7) OBP: 0.341, SLG: 0.414										4	0	2	0	0	0	0				
Bruce Boisclair, L (1, 9) OBP: 0.299, SLG: 0.339										4	1	1	1	0	3	2				
Doug Flynn, R (1, 6) OBP: 0.278, SLG: 0.282										3	0	0	0	0	0	1				
Mike Bruhert, R (1, 1) OBP: 0.067, SLG: 0.067										2	0	0	0	0	0	2				
Tom Grieve, R (7, PH) OBP: 0.283, SLG: 0.311										1	0	0	0	0	0	0				
Dwight Bernard, R (7, 1) OBP: 0.500, SLG: 0.333										0	0	0	0	0	0	0				
Inning Stats	R: 1 E: 0 K: 1 S: 7	H: 2 LOB: 1 BB: 0 P: 7	R: 0 E: 1 K: 1 S: 7	H: 1 LOB: 3 BB: 1 P: 11	R: 0 E: 0 K: 0 S: 3	H: 0 LOB: 0 BB: 0 P: 3	R: 1 E: 0 K: 0 S: 4	H: 1 LOB: 0 BB: 0 P: 4	R: 0 E: 0 K: 0 S: 3	H: 1 LOB: 0 BB: 0 P: 3	R: 0 E: 0 K: 1 S: 5	H: 0 LOB: 0 BB: 0 P: 5	R: 0 E: 0 K: 0 S: 3	H: 1 LOB: 1 BB: 0 P: 6	R: 0 E: 0 K: 1 S: 6	H: 1 LOB: 1 BB: 0 P: 6	1B: 5 2B: 0 3B: 0 HR: 1	SF: 0 SAC: 1 DP: 0 HBP: 0	WP: 1 PB: 0 SB: 0 CS: 1	PA: 34
PITCHER Burt Hooton, R (1, 1) ERA: 2.76	IP: 9.0 WLS: W BF: 34 H: 6 R: 2 ER: 2 SO: 4 BB: 1 IBB: 0 HBP: 0 BLK: 0 WP: 1 HR: 1 S: 41 P: 45 ERA: 2.00 WHIP: 0.778															PITCHER				

AB	32
R	2
H	6
RBI	2
BB	1
SO	4
LOB	11



Batter	1	2	3	4	5	6	7	8	9	AB	R	H	RBI	BB	SO	LOB	BOTTOM			
Davey Lopes, R (1, 4) OBP: 0.358, SLG: 0.418										4	2	2	0	0	1	2	New York Mets @ Los Angeles Dodgers Dodger Stadium, Los Angeles, CA Sat Sep 02 1978, 3:33 AM PDT Unknown			
Bill Russell, R (1, 6) OBP: 0.305, SLG: 0.347										2	0	1	0	0	0	0				
Reggie Smith, S (1, 9) OBP: 0.394, SLG: 0.591										1	0	0	1	2	0	0				
Steve Garvey, R (1, 3) OBP: 0.330, SLG: 0.475										3	0	1	1	0	0	2				
Ron Cey, R (1, 5) OBP: 0.371, SLG: 0.434										4	0	0	0	0	1	4				
Dusty Baker Jr., R (1, 7) OBP: 0.336, SLG: 0.384										3	1	1	0	0	0	0				
Bill North, S (8, 8) OBP: 0.371, SLG: 0.282										1	0	0	0	0	0	2				
Rick Monday, L (1, 8) OBP: 0.337, SLG: 0.467										3	0	0	0	0	1	1				
Steve Yeager, R (1, 2) OBP: 0.309, SLG: 0.265										3	0	2	1	0	0	0				
Burt Hooton, R (1, 1) OBP: 0.242, SLG: 0.179										3	0	1	0	0	0	1				
Inning Stats	R: 1 E: 0 K: 0 S: 4	H: 1 LOB: 0 BB: 0 P: 4	R: 1 E: 0 K: 0 S: 5	H: 2 LOB: 1 BB: 0 P: 5	R: 0 E: 0 K: 1 S: 5	H: 0 LOB: 0 BB: 0 P: 5	R: 0 E: 0 K: 0 S: 3	H: 1 LOB: 0 BB: 0 P: 3	R: 0 E: 0 K: 1 S: 6	H: 1 LOB: 1 BB: 1 P: 10	R: 0 E: 0 K: 1 S: 7	H: 2 LOB: 2 BB: 0 P: 7	R: 0 E: 0 K: 0 S: 4	H: 1 LOB: 2 BB: 1 P: 8	R: 0 E: 0 K: 0 S: 4	H: 1 LOB: 2 BB: 1 P: 8	1B: 5 2B: 3 3B: 0 HR: 0	SF: 2 SAC: 2 DP: 1 HBP: 0	WP: 0 PB: 0 SB: 1 CS: 0	PA: 33
PITCHER Mike Bruhert, R (1, 1) ERA: 4.83	IP: 6.0 WLS: L BF: 23 H: 5 R: 3 ER: 3 SO: 2 BB: 0 IBB: 1 HBP: 0 BLK: 0 WP: 0 HR: 0 S: 26 P: 30 ERA: 4.50 WHIP: 0.833															PITCHER				
Dwight Bernard, R (7, 1) ERA: 2.73	IP: 2.0 WLS: 10 BF: 3 H: 3 R: 0 ER: 0 SO: 1 BB: 1 IBB: 0 HBP: 0 BLK: 0 WP: 0 HR: 0 S: 11 P: 15 ERA: 0.00 WHIP: 2.000															PITCHER				

AB	27
R	3
H	8
RBI	3
BB	2
SO	3
LOB	12



Batter	1	2	3	4	5	6	7	8	9	AB	R	H	RBI	BB	SO	LOB	TOP																	
Lenny Randle, S (1,5) OBP: 0.338, SLG: 0.326	F8			1-3		F8		K		4	0	0	0	0	1	1	New York Mets @ Los Angeles Dodgers Dodger Stadium, Los Angeles, CA Sat Sep 02 1978, 3:38 AM PDT Att: 49,818 - Unknown																	
Bobby Valentine, R (1,4) OBP: 0.347, SLG: 0.329	L4			1B		1B SF9 2B		5-3		4	1	2	0	0	0	0																		
Lee Mazzilli, S (1,8) OBP: 0.349, SLG: 0.415	4-3			F9		1B			1B WP	4	1	2	1	0	0	1																		
Ed Kranepool, L (1,7) OBP: 0.271, SLG: 0.288		3-1		4-3		SF9			1B BB	2	0	0	1	1	0	1																		
Sergio Ferrer, S (9, PR) OBP: 0.250, SLG: 0.143									1B	0	1	0	0	0	0	0																		
Steve Henderson, R (9,7) OBP: 0.341, SLG: 0.414									BB	0	0	0	0	0	0	0																		
Willie Montanez, L (1,3) OBP: 0.319, SLG: 0.402		4-3			4-3	F7			1B	4	1	1	1	0	0	1																		
Bruce Boisclair, L (1,9) OBP: 0.295, SLG: 0.333					F5				1B	4	0	0	0	0	1	0																		
Ron Hodges, L (1,2) OBP: 0.330, SLG: 0.326				K		2B			1B	4	0	2	0	0	1	0																		
Doug Flynn, R (1,6) OBP: 0.275, SLG: 0.280				F4-3		F9			1B	4	0	0	0	0	0	2																		
Nino Espinosa, R (1,1) OBP: 0.246, SLG: 0.286										2	1	1	0	0	1	0																		
Joel Youngblood, R (8, PH) OBP: 0.287, SLG: 0.448				K						1	0	0	0	0	0	0																		
Dale Murray, R (8,1)						2B 1B 1B		5-3		0	0	0	0	0	0	0																		
Inning Stats	R: 0 E: 0 K: 0 S: 3	H: 0 LOB: 0 BB: 0 P: 3	R: 0 E: 0 K: 1 S: 5	H: 0 LOB: 0 BB: 0 P: 5	R: 0 E: 0 K: 2 S: 7	H: 0 LOB: 0 BB: 0 P: 7	R: 0 E: 0 K: 0 S: 4	H: 1 LOB: 1 BB: 0 P: 4	R: 0 E: 0 K: 0 S: 4	H: 0 LOB: 0 BB: 0 P: 3	R: 2 E: 0 K: 0 S: 6	H: 3 LOB: 1 BB: 0 P: 6	R: 0 E: 0 K: 0 S: 3	H: 0 LOB: 0 BB: 0 P: 3	R: 0 E: 0 K: 1 S: 5	H: 0 LOB: 0 BB: 0 P: 5	R: 3 E: 1 K: 0 S: 5	H: 3 LOB: 1 BB: 1 P: 9	1B: 6 2B: 2 HR: 0	SF: 1 SAC: 1 DP: 1 HBP: 0	WP: 1 PB: 0 SB: 0 CS: 0	PA: 35												
PITCHER	IP WLS BF H R ER SO BB IBB HBP BLK WP HR S P ERA WHIP																																	
Bob Welch, R (1,1) ERA: 2.06	7.0		26	5	2	2	3	0	0	0	0	0	0	0	32	32	2.57	0.714																
Charlie Hough, R (8,1) ERA: 2.96	1.0	L	4	1	1	1	1	0	0	0	0	0	0	0	6	6	9.00	1.000																
Lance Rautzhan, L (9,1) ERA: 1.58	1.0		5	2	2	2	0	1	0	0	0	1	0	4	8	18.00	3.000																	

Batter	1	2	3	4	5	6	7	8	9	AB	R	H	RBI	BB	SO	LOB	BOTTOM																
Davey Lopes, R (1,4) OBP: 0.358, SLG: 0.418	K			F6-3 1B		5-3		S BLK HR 1B		5	1	2	0	0	1	2	New York Mets @ Los Angeles Dodgers Dodger Stadium, Los Angeles, CA Sat Sep 02 1978, 3:38 AM PDT Att: 49,818 - Unknown																
Bill North, S (1,8) OBP: 0.367, SLG: 0.279	1-3			F6-3 1-2		F6		4-3 1-3		4	0	0	0	0	0	2																	
Steve Garvey, R (1,3) OBP: 0.332, SLG: 0.481				F3 1B		F3		HR		4	1	2	2	0	0	1																	
Ron Cey, R (1,5) OBP: 0.368, SLG: 0.430				F8 3		L7 3		F6 3		4	0	0	0	0	0	2																	
Charlie Hough, R (8,1) OBP: 0.333, SLG: 0.417	F8					F8				0	0	0	0	0	0	0																	
Lance Rautzhan, R (9,1)										0	0	0	0	0	0	0																	
Dusty Baker Jr., R (1,7) OBP: 0.337, SLG: 0.384						E8 2B 1B		F8 FC6-4		3	1	1	0	1	0	0																	
Rick Monday, L (1,9) OBP: 0.332, SLG: 0.461				F9 1-2		P4		F6		4	0	0	0	0	1	3																	
Joe Ferguson, R (1,2) OBP: 0.355, SLG: 0.397						1B 1B		F7		4	0	2	1	0	1	1																	
Bill Russell, R (1,6) OBP: 0.307, SLG: 0.348						FC6-4 1B		FC6-4 1-2		4	0	2	0	0	0	1																	
Bob Welch, R (1,1) OBP: 0.222, SLG: 0.278										2	0	0	0	0	0	4																	
Vic Davallo, L (7, PH) OBP: 0.329, SLG: 0.388	FC6-4					P3				1	0	0	0	0	0	0																	
Ted Martinez, R (8,5) OBP: 0.300, SLG: 0.270										0	0	0	0	0	0	0																	
Lee Lacy, R (9, PH) OBP: 0.343, SLG: 0.529										1	0	0	0	0	0	0																	
Inning Stats	R: 0 E: 0 K: 1 S: 6	H: 1 LOB: 1 BB: 0 P: 6	R: 0 E: 0 K: 0 S: 4	H: 2 LOB: 2 BB: 1 P: 8	R: 0 E: 0 K: 0 S: 4	H: 1 LOB: 1 BB: 0 P: 4	R: 1 E: 0 K: 0 S: 6	H: 3 LOB: 2 BB: 0 P: 6	R: 0 E: 0 K: 0 S: 3	H: 0 LOB: 0 BB: 0 P: 3	R: 2 E: 0 K: 0 S: 5	H: 2 LOB: 0 BB: 0 P: 5	R: 0 E: 0 K: 2 S: 7	H: 0 LOB: 0 BB: 0 P: 7	R: 0 E: 0 K: 0 S: 3	H: 0 LOB: 0 BB: 0 P: 3	1B: 7 2B: 1 HR: 1	SF: 0 SAC: 0 DP: 0 HBP: 0	WP: 0 PB: 0 SB: 1 CS: 1	PA: 37													
PITCHER	IP WLS BF H R ER SO BB IBB HBP BLK WP HR S P ERA WHIP																																
Nino Espinosa, R (1,1) ERA: 4.69	7.0		31	9	3	3	1	1	0	0	0	1	0	32	36	3.86	1.429																
Dale Murray, R (8,1) ERA: 3.96	2.0	W	6	0	0	0	2	0	0	0	0	0	0	10	10	0.00	0.000																

AB	33
R	5
H	8
RBI	3
BB	1
SO	4
LOB	6



Batter	1	2	3	4	5	6	7	8	9	AB	R	H	RBI	BB	SO	LOB	TOP			
Lenny Randle, S OBP: 0.339, SLG: 0.328	F8		F9			F9		6-3		4	0	0	0	0	0	0				
Joel Youngblood, R OBP: 0.290, SLG: 0.444	1B			F7		F2			F7	4	0	1	0	0	0	0				
Lee Mazzilli, S OBP: 0.351, SLG: 0.428	K			1B		1-3			F8	4	0	1	0	0	1	1				
Willie Montanez, L OBP: 0.317, SLG: 0.398	K			F6			P5		K	4	0	0	0	0	2	2				
Steve Henderson, R OBP: 0.339, SLG: 0.410		F9					F8			3	0	1	0	0	0	0				
Bruce Boisclair, L OBP: 0.295, SLG: 0.330	4-3			G3						2	0	0	0	1	0	2				
Ron Hodges, L OBP: 0.327, SLG: 0.315	F9				F7		G3			3	0	0	0	0	0	1				
Doug Flynn, R OBP: 0.274, SLG: 0.278			F8					F8		2	0	0	0	0	0	0				
Sergio Ferrer, S OBP: 0.192, SLG: 0.100				F4-3					F8	1	0	0	0	0	0	0				
Juan Berenguer, R Dwight Bernard, R Tom Greene, R Mardie Cornejo, R Ed Kranepool, L Kevin Kobel, R	K							F7		1	0	0	0	0	1	0				
Inning Stats	R: 0 E: 0 K: 2 S: 8	H: 1 LOB: 1 BB: 0 P: 8	R: 0 E: 0 K: 0 S: 3	H: 0 LOB: 0 BB: 0 P: 3	R: 0 E: 0 K: 1 S: 5	H: 0 LOB: 0 BB: 0 P: 5	R: 0 E: 0 K: 0 S: 5	H: 2 LOB: 0 BB: 0 P: 5	R: 0 E: 0 K: 1 S: 5	H: 0 LOB: 0 BB: 0 P: 5	R: 0 E: 0 K: 0 S: 3	H: 0 LOB: 1 BB: 1 P: 7	R: 0 E: 0 K: 0 S: 3	H: 0 LOB: 0 BB: 0 P: 3	R: 0 E: 0 K: 1 S: 5	H: 0 LOB: 0 BB: 0 P: 5	1B: 3 2B: 0 3B: 0 HR: 0	SF: 0 SAC: 0 DP: 0 HBP: 0	WP: 0 PB: 0 SB: 1 CS: 0	PA: 31
PITCHER Jim Bibby, R ERA: 3.59	IP: 9.0 W: 1 L: 1	WLS: 31 BF: 3	H: 3 R: 0 ER: 0 SO: 5	BB: 1 IBB: 0 HBP: 0 BLK: 0	WP: 0 HR: 0 S: 40 P: 44	ERA: 0.00 WHIP: 0.444	PITCHER	IP: 0 WLS: 0 BF: 0	H: 0 R: 0 ER: 0 SO: 0	BB: 0 IBB: 0 HBP: 0 BLK: 0	WP: 0 HR: 0 S: 0 P: 0	ERA: 0 WHIP: 0	PITCHER	IP: 0 WLS: 0 BF: 0	H: 0 R: 0 ER: 0 SO: 0	BB: 0 IBB: 0 HBP: 0 BLK: 0	WP: 0 HR: 0 S: 0 P: 0	ERA: 0 WHIP: 0		

New York Mets @ Pittsburgh Pirates
Three Rivers Stadium, Pittsburgh, PA
Mon Sep 04 1978, 3:38 AM EDT
Att: 25,765 - Unknown

AB 30
R 0
H 3
RBI 0
BB 1
SO 5
LOB 6





Batter	1	2	3	4	5	6	7	8	9	AB	R	H	RBI	BB	SO	LOB	BOTTOM			
Frank Taveras, R OBP: 0.308, SLG: 0.352	F7 BB 1B	F8		1B G3 1B		F3	FC6-4			5	2	2	0	0	0	2				
Omar Moreno, L OBP: 0.335, SLG: 0.306	1B S E BB	4-3		G3 S 1B		E		F4		4	2	2	0	1	0	1				
Dave Parker, L OBP: 0.368, SLG: 0.543	F7		PB S 2B BB	K		E4 FC5 1B		F7		4	1	0	0	1	1	4				
Willie Stargell, L OBP: 0.381, SLG: 0.565	E BB		2B HBP	G3		F6		P6		3	1	0	1	1	0	2				
Ed Ott, L OBP: 0.320, SLG: 0.426	E5 BB 1B		1B 2B	K						4	1	3	3	0	1	1				
Bill Robinson, R OBP: 0.292, SLG: 0.397	F4-6-3 BB		1B 2B		F8	FC5				3	0	1	1	1	0	2				
John Milner, L OBP: 0.351, SLG: 0.390	F4-6-3		F8		F8					3	0	0	0	0	0	4				
Dale Berra, R OBP: 0.237, SLG: 0.321								5-3		1	0	0	0	0	0	0				
Phil Garner, R OBP: 0.350, SLG: 0.400		F9	F6					FC6-4 1B		4	0	2	0	0	0	1				
Jim Bibby, R OBP: 0.206, SLG: 0.226			FC6		1-3			FC6-4 1B		3	0	0	0	1	0	3				
Inning Stats	R: 2 E: 1 K: 0 S: 4	H: 2 LOB: 2 BB: 3 P: 16	R: 0 E: 0 K: 0 S: 3	H: 0 LOB: 1 BB: 1 P: 7	R: 3 E: 0 K: 0 S: 5	H: 2 LOB: 1 BB: 1 P: 10	R: 1 E: 0 K: 2 S: 9	H: 2 LOB: 1 BB: 0 P: 9	R: 0 E: 0 K: 0 S: 4	H: 1 LOB: 1 BB: 0 P: 4	R: 1 E: 1 K: 0 S: 6	H: 2 LOB: 2 BB: 0 P: 6	R: 0 E: 0 K: 0 S: 4	H: 1 LOB: 1 BB: 0 P: 4	R: 0 E: 0 K: 0 S: 3	H: 0 LOB: 0 BB: 0 P: 3	1B: 8 2B: 1 3B: 1 HR: 0	SF: 0 SAC: 0 DP: 1 HBP: 1	WP: 0 PB: 1 SB: 3 CS: 0	PA: 40
PITCHER Juan Berenguer, R ERA: 18.0 Dwight Bernard, R ERA: 2.95 Mardie Cornejo, R ERA: 3.33 Kevin Kobel, L ERA: 2.58	IP: 2.0 WLS: 15 BF: 8	H: 4 R: 5 ER: 5 SO: 0	BB: 5 IBB: 0 HBP: 0 BLK: 0	WP: 0 HR: 0 S: 12 P: 12	ERA: 22.50 WHIP: 4.500	PITCHER	IP: 0 WLS: 0 BF: 0	H: 0 R: 0 ER: 0 SO: 0	BB: 0 IBB: 0 HBP: 0 BLK: 0	WP: 0 HR: 0 S: 0 P: 0	ERA: 0 WHIP: 0									

New York Mets @ Pittsburgh Pirates
Three Rivers Stadium, Pittsburgh, PA
Mon Sep 04 1978, 3:38 AM EDT
Att: 25,765 - Unknown

AB 34
R 7
H 10
RBI 5
BB 5
SO 2
LOB 20



Batter	1	2	3	4	5	6	7	8	9	AB	R	H	RBI	BB	SO	LOB	TOP			
Lee Mazzilli, S OBP: 0.351, SLG: 0.426	0-0 6-3 S 1B		0-0 F9			0-3 K		0-0 F6		4	0	1	0	0	1	1	<p>New York Mets @ Pittsburgh Pirates Three Rivers Stadium, Pittsburgh, PA Tue Sep 05 1978, 7:05 PM EDT Att: 18,476 - Unknown</p> <p>livebaseballscorecards.com</p> <p>AB 31 R 0 H 4 RBI 0 BB 1 SO 4 LOB 10</p> 			
Tim Foli, R OBP: 0.281, SLG: 0.314 Joel Youngblood, R OBP: 0.287, SLG: 0.440	0-0 F9		0-0 P4			0-0 F7		0-0 F7		2	0	0	0	0	0	1				
Steve Henderson, R OBP: 0.340, SLG: 0.411	0-0 6-3 1-3			0-0 G4-6-3 1B		0-0 1-2 1B			0-3 K	4	0	2	0	0	1	1				
Willie Montanez, L OBP: 0.315, SLG: 0.395	0-3 K			0-0 G4-6-3 1-2		0-0 5-3			0-0 F8	4	0	0	0	0	1	4				
John Stearns, R OBP: 0.370, SLG: 0.425		0-0 5-3		0-0 6-3			0-0 F2		0-0 6-3	4	0	0	0	0	0	0				
Dan Norman, R (1, 9)		0-0 F8			0-0 F8		0-3 K			3	0	0	0	0	1	0				
Elliott Maddox, R OBP: 0.378, SLG: 0.342 Dale Murray, R (7, 1)	4-0 BB				0-0 P4		0-0 FC6-4 1B			2	0	1	0	1	0	0				
Doug Flynn, R OBP: 0.272, SLG: 0.276	0-0 F9				0-0 F6-3		0-0 FC6-4 1-2			3	0	0	0	0	0	2				
Jerry Koosman, R OBP: 0.092, SLG: 0.138 Gil Flores, R (6, PH) Paul Siebert, L (6, 1) Lenny Randle, S OBP: 0.338, SLG: 0.327			0-0 F9			0-0 E6 1B		0-0 F7		1	0	0	0	0	0	0				
Inning Stats	R: 0 E: 0 K: 1 S: 6	H: 1 LOB: 1 BB: 0 P: 6	R: 0 E: 0 K: 0 S: 3	H: 0 LOB: 1 BB: 1 P: 7	R: 0 E: 0 K: 0 S: 3	H: 0 LOB: 0 BB: 0 P: 3	R: 0 E: 0 K: 0 S: 3	H: 1 LOB: 0 BB: 0 P: 3	R: 0 E: 1 K: 1 S: 7	H: 1 LOB: 2 BB: 0 P: 7	R: 0 E: 0 K: 1 S: 6	H: 1 LOB: 1 BB: 0 P: 6	R: 0 E: 0 K: 0 S: 3	H: 0 LOB: 0 BB: 0 P: 3	R: 0 E: 0 K: 1 S: 5	H: 0 LOB: 0 BB: 0 P: 5		1B: 4 2B: 0 3B: 0 HR: 0	SF: 0 SAC: 0 DP: 1 HBP: 0	WP: 0 PB: 0 SB: 1 CS: 0
PITCHER Jerry Reuss, L ERA: 4.97	IP: 9.0 WLS: W BF: 32 H: 4 R: 0 ER: 0 SO: 4 BB: 1 IBB: 0 HBP: 0 BLK: 0 WP: 0 HR: 0 S: 39 P: 43 ERA: 0.00 WHIP: 0.556															PITCHER				

Batter	1	2	3	4	5	6	7	8	9	AB	R	H	RBI	BB	SO	LOB	BOTTOM	
Frank Taveras, R OBP: 0.309, SLG: 0.353	0-0 F1-4-3		0-0 SH 1B	0-0 F9		0-0 1B		0-0 F6-3		5	1	2	0	0	0	0	<p>New York Mets @ Pittsburgh Pirates Three Rivers Stadium, Pittsburgh, PA Tue Sep 05 1978, 7:05 PM EDT Att: 18,476 - Unknown</p> <p>livebaseballscorecards.com</p> <p>AB 34 R 8 H 11 RBI 7 BB 3 SO 8 LOB 12</p> 	
Omar Moreno, L OBP: 0.335, SLG: 0.304	4-0 F9 S 1B BB		0-0 SH SF7	0-0 F6-3		0-0 F8		0-0 F6-3		3	2	0	0	1	0	1		
Dave Parker, L OBP: 0.369, SLG: 0.541	4-0 1B 1-2 BB		0-0 F6-3 SF7 1B	0-0 4-3			0-0 G3	0-0 1-4-3		4	1	1	0	1	0	0		
Bill Robinson, R OBP: 0.292, SLG: 0.396 Steve Brys, R OBP: 0.309, SLG: 0.327	0-0 F9		0-0 SF7		0-3 K		0-0 2B 2B 1B		0-0 F6-3	3	1	1	1	0	1	2		
Phil Garner, R OBP: 0.351, SLG: 0.404	0-0 1-2 3-H 1B		0-0 F6-3		0-3 K		0-0 2B 2B		0-0 1-3 2B	4	1	2	1	0	1	1		
Manny Sanguillen, R OBP: 0.291, SLG: 0.335	0-0 P5		0-0 1B 2B 1B		0-0 1B		4-0 2B IBB			3	1	2	1	1	0	2		
Dale Berra, R OBP: 0.247, SLG: 0.341		0-3 K	0-0 1-3 2B 1B	0-0 4-3		0-0 1B		0-0 1-3 2-H 2-H 3-H 2B		4	1	2	2	0	1	1		
Duffy Dyer, R OBP: 0.303, SLG: 0.279		0-0 F4		0-0 1-H 3-H 2B		0-3 K	0-3 K		0-3 K	4	0	1	2	0	2	2		
Jerry Reuss, L OBP: 0.143, SLG: 0.190		0-3 K	0-0 F6-3		0-3 K		0-3 K			4	0	0	0	0	3	3		
Inning Stats	R: 1 E: 0 K: 0 S: 4	H: 1 LOB: 2 BB: 2 P: 12	R: 0 E: 0 K: 2 S: 7	H: 0 LOB: 0 BB: 0 P: 7	R: 5 E: 1 K: 0 S: 9	H: 5 LOB: 1 BB: 0 P: 9	R: 0 E: 0 K: 0 S: 3	H: 0 LOB: 0 BB: 0 P: 3	R: 0 E: 0 K: 2 S: 8	H: 1 LOB: 1 BB: 0 P: 8	R: 2 E: 0 K: 2 S: 10	H: 3 LOB: 2 BB: 1 P: 14	R: 0 E: 0 K: 0 S: 3	H: 0 LOB: 0 BB: 0 P: 3	1B: 8 2B: 3 3B: 0 HR: 0	SF: 1 SAC: 1 DP: 0 HBP: 0		WP: 0 PB: 0 SB: 1 CS: 0
PITCHER Jerry Koosman, L ERA: 3.59 Paul Siebert, L ERA: 5.79 Dale Murray, R ERA: 3.91	IP: 5.0 WLS: L BF: 25 H: 7 R: 6 ER: 2 SO: 4 BB: 2 IBB: 0 HBP: 0 BLK: 0 WP: 0 HR: 0 S: 31 P: 39 ERA: 3.60 WHIP: 1.800															PITCHER		

Batter	1	2	3	4	5	6	7	8	9	AB	R	H	RBI	BB	SO	LOB	TOP
Lee Mazzilli, S OBP: 0.349, SLG: 0.424	0-0 4-3		0-0 1-3		0-3 K					3	0	0	0	0	1	1	
Elliott Maddox, R OBP: 0.377, SLG: 0.342	0-0 1B SF8 1B		0-0 F7			0-0 5-3				3	1	1	0	0	0	0	
Steve Henderson, R OBP: 0.342, SLG: 0.412	0-0 E S 1-3 1B		0-0 F8		0-0 F8	0-0 2-3 1B				3	0	2	0	0	0	0	
John Stearns, R OBP: 0.367, SLG: 0.423	0-0 SF8		0-0 5-3		0-0 5-3	0-0 2-3 1B				2	0	0	1	0	0	1	
Tom Grieve, R OBP: 0.271, SLG: 0.296	0-0 3-H 6-3 1-3		0-0 F7		0-0 F7	0-0 F9				3	0	0	0	0	0	2	
Dan Norman, R OBP: 0.187, SLG: 0.667		0-0 4-3			0-0 HR				0-0 1-3	3	1	1	1	0	0	0	
Joel Youngblood, R OBP: 0.283, SLG: 0.433		0-0 F3			0-0 5-3				0-0 F2	3	0	0	0	0	0	0	
Doug Flynn, R OBP: 0.271, SLG: 0.274		0-0 F4-3			0-0 F9				0-0 F8	3	0	0	0	0	0	0	
Mike Bruhart, R OBP: 0.094, SLG: 0.094			0-0 4-3							2	0	1	0	0	0	0	
Dwight Bernard, R OBP: 0.500, SLG: 0.333										0	0	0	0	0	0	0	
Paul Siebert, L OBP: 0.000, SLG: 0.000										0	0	0	0	0	0	0	
Inning Stats	R: 1 E: 0 K: 0 S: 5	H: 2 LOB: 1 BB: 0 P: 5	R: 0 E: 0 K: 0 S: 3	H: 0 LOB: 0 BB: 0 P: 3	R: 0 E: 0 K: 0 S: 3	H: 0 LOB: 0 BB: 0 P: 3	R: 1 E: 0 K: 1 S: 7	H: 2 LOB: 1 BB: 0 P: 7	R: 0 E: 0 K: 0 S: 4	H: 1 LOB: 1 BB: 0 P: 4	R: 0 E: 0 K: 0 S: 3	H: 0 LOB: 0 BB: 0 P: 3	1B: 4 2B: 0 3B: 0 HR: 1	SF: 1 SAC: 0 DP: 0 HBP: 0	WP: 0 PB: 0 SB: 1 CS: 0	PA: 26	
PITCHER Ross Grimsley, L ERA: 3.1	IP: 7.0 WLS: W BF: 26 H: 5 R: 2 ER: 2 SO: 1 BB: 0 IBB: 0 HBP: 0 BLK: 0 WP: 0 HR: 1 S: 28 P: 28 ERA: 2.57 WHIP: 0.714																

New York Mets @ Montreal Expos
Olympic Stadium, Montreal, QB
Wed Sep 06 1978, 7:05 PM EDT
Att: 7,894 - Unknown

AB	25
R	2
H	5
RBI	2
BB	0
SO	1
LOB	4



Batter	1	2	3	4	5	6	7	8	9	AB	R	H	RBI	BB	SO	LOB	BOTTOM	
Dave Cash, R OBP: 0.293, SLG: 0.312	0-0 5-3		0-0 F6-3		0-0 SH1-3	0-0 WP 2H 2B				3	0	1	1	0	0	0		
Andre Dawson, R OBP: 0.308, SLG: 0.443	0-0 E F6 1B			0-0 2B 2B	0-0 F6-3	0-0 F8				4	1	2	1	0	0	3		
Ellis Valentine, R OBP: 0.329, SLG: 0.481	0-0 F6			0-0 5-3 2B 2B	0-0 F9	0-0 BB				3	1	2	1	1	0	1		
Sam Mejias, R OBP: 0.245, SLG: 0.234	0-0 1-H F6			0-0 2B 2B	0-0 F9	0-0 1B				0	0	0	0	0	0	0		
Tony Perez, R OBP: 0.331, SLG: 0.445		0-0 1B 1B		0-0 5-3	0-0 F9	0-0 5-3				4	0	1	0	0	0	5		
Warren Cromartie, L OBP: 0.340, SLG: 0.412		0-0 L7		0-0 1B 2B		0-0 1B 1B		0-0 F8		4	2	2	1	0	0	1		
Gary Carter, R OBP: 0.336, SLG: 0.416		0-0 G5-4-3 1B		0-0 P2		0-0 2B 1B				3	1	2	0	0	0	1		
Larry Parrish, R OBP: 0.320, SLG: 0.459		0-0 G5-4-3		0-0 1B		0-0 1B 2B				3	1	2	3	0	0	2		
Chris Speier, R OBP: 0.337, SLG: 0.336			0-0 F6-3		0-0 SH1-3 1B F6-3 1B	0-0 SH3-1 2B 1B				3	1	2	1	0	0	0		
Stan Page, R OBP: 0.331, SLG: 0.360										0	1	0	0	0	0	0		
Ross Grimsley, L OBP: 0.183, SLG: 0.167			0-0 F6-3		0-0 1B SH1-3 1B	0-0 SH3-1				2	0	1	0	0	0	0		
Inning Stats	R: 0 E: 1 K: 0 S: 3	H: 1 LOB: 1 BB: 0 P: 3	R: 0 E: 0 K: 0 S: 4	H: 2 LOB: 1 BB: 0 P: 4	R: 0 E: 0 K: 0 S: 3	H: 0 LOB: 0 BB: 0 P: 3	R: 3 E: 0 K: 0 S: 6	H: 4 LOB: 1 BB: 0 P: 6	R: 1 E: 0 K: 0 S: 6	H: 3 LOB: 2 BB: 0 P: 6	R: 4 E: 0 K: 0 S: 8	H: 5 LOB: 2 BB: 1 P: 12	R: 0 E: 0 K: 0 S: 1	H: 0 LOB: 0 BB: 0 P: 1	1B: 10 2B: 5 3B: 0 HR: 0	SF: 0 SAC: 2 DP: 1 HBP: 0	WP: 1 PB: 0 SB: 0 CS: 0	PA: 32
PITCHER Mike Bruhart, R ERA: 4.95	IP: 4.2 WLS: L BF: 21 H: 10 R: 4 ER: 4 SO: 4 BB: 0 IBB: 0 HBP: 0 BLK: 0 WP: 0 HR: 0 S: 21 P: 21 ERA: 7.71 WHIP: 2.143																	
Dwight Bernard, R ERA: 3.86	0.2 7 5 4 4 0 0 0 0 0 0 0 0 7 7 54.00 7.500																	
Paul Siebert, L ERA: 5.54	1.0 4 0 0 0 0 1 0 0 0 0 1 0 3 7 0.00 1.000																	

New York Mets @ Montreal Expos
Olympic Stadium, Montreal, QB
Wed Sep 06 1978, 7:05 PM EDT
Att: 7,894 - Unknown

AB	29
R	8
H	15
RBI	8
BB	1
SO	0
LOB	13



Batter	1	2	3	4	5	6	7	8	9	AB	R	H	RBI	BB	SO	LOB	TOP				
Lee Mazzilli, S OBP: 0.349, SLG: 0.424										4	1	1	1	1	0	2	New York Mets @ Montreal Expos Olympic Stadium, Montreal, QB Thu Sep 07 1978, 7:05 PM EDT Att: 10,161 - Unknown				
Elliott Maddox, R OBP: 0.380, SLG: 0.342										3	2	1	0	2	0	1					
Steve Henderson, R OBP: 0.343, SLG: 0.410										3	1	0	0	2	1	2					
Willie Montanez, L OBP: 0.316, SLG: 0.400										5	1	2	4	0	1	3					
John Stearns, R OBP: 0.368, SLG: 0.420										3	0	0	1	1	1	1					
Bruce Boisclair, L OBP: 0.296, SLG: 0.330										3	1	1	0	0	1	1					
Dan Norman, R OBP: 0.125, SLG: 0.500										2	0	0	0	0	0	2					
Joel Youngblood, R OBP: 0.286, SLG: 0.444										4	2	1	1	1	0	1					
Doug Flynn, R OBP: 0.274, SLG: 0.281										3	1	2	2	1	0	0					
Nino Espinosa, R OBP: 0.233, SLG: 0.271										3	0	0	0	0	2	2					
Inning Stats	R: 2 E: 0 K: 1 S: 6	H: 1 LOB: 1 BB: 2 P: 14	R: 5 E: 0 K: 1 S: 8	H: 4 LOB: 0 BB: 2 P: 16	R: 2 E: 0 K: 1 S: 7	H: 2 LOB: 3 BB: 3 P: 19	R: 0 E: 0 K: 0 S: 3	H: 0 LOB: 0 BB: 0 P: 3	R: 0 E: 0 K: 1 S: 6	H: 1 LOB: 1 BB: 1 P: 6	R: 0 E: 0 K: 0 S: 3	H: 0 LOB: 0 BB: 0 P: 7	R: 0 E: 0 K: 1 S: 5	H: 0 LOB: 0 BB: 0 P: 5	R: 0 E: 0 K: 1 S: 5	H: 0 LOB: 1 BB: 0 P: 4	1B: 4 2B: 1 3B: 1 HR: 2	SF: 0 SAC: 1 DP: 0 HBP: 1	WP: 2 PB: 0 SB: 2 CS: 0	PA: 43	
PITCHER	IP: 1.0 WLS: L BF: 8	H: 2 R: 4 ER: 4 SO: 1	BB: 3 IBB: 0 HBP: 0 BLK: 0	WP: 0 HR: 1 S: 7 P: 19	ERA: 36.00 WHIP: 5.000	PITCHER										IP: 1.0 WLS: L BF: 4	H: 0 R: 0 ER: 0 SO: 0	BB: 0 IBB: 0 HBP: 1 BLK: 0	WP: 1 HR: 0 S: 4 P: 4	ERA: 0.00 WHIP: 0.000	
Bob James, R ERA: 36.0											Sam Mejias, R ERA:										
Gerry Pirtle, R ERA: 5.96																					
Randy Miller, R ERA:																					
Rudy May, L ERA: 4.24																					
Bill Atkinson, R ERA: 4.2																					

Batter	1	2	3	4	5	6	7	8	9	AB	R	H	RBI	BB	SO	LOB	BOTTOM				
Dave Cash, R OBP: 0.292, SLG: 0.311										4	0	1	1	0	1	1	New York Mets @ Montreal Expos Olympic Stadium, Montreal, QB Thu Sep 07 1978, 7:05 PM EDT Att: 10,161 - Unknown				
Andra Dawson, R OBP: 0.305, SLG: 0.442										4	0	1	0	0	1	1					
Ellis Valentine, R OBP: 0.332, SLG: 0.489										2	1	2	1	1	0	0					
Tony Perez, R OBP: 0.331, SLG: 0.444										3	0	1	1	0	0	2					
Bill Atkinson, L OBP: 0.500, SLG: 0.500										0	0	0	0	0	0	0					
Ed Herrmann, L OBP: 0.182, SLG: 0.164										1	0	0	0	0	0	1					
Sam Mejias, R OBP: 0.245, SLG: 0.234										0	0	0	0	0	0	0					
Warren Cromartie, L OBP: 0.338, SLG: 0.409										4	0	0	0	0	0	1					
Gary Carter, R OBP: 0.334, SLG: 0.413										3	0	0	0	0	0	0					
Jerry Fry, R										1	0	0	0	0	0	0					
Larry Parrish, R OBP: 0.320, SLG: 0.458										4	0	1	0	0	0	0					
Chris Speier, R OBP: 0.337, SLG: 0.338										3	1	1	0	0	0	1					
Bob James, R Gerry Pirtle, R Randy Miller, R Del Unser, L Rudy May, L Tom Hutton, R										0	0	0	0	0	0	0					
Inning Stats	R: 0 E: 0 K: 1 S: 6	H: 1 LOB: 1 BB: 0 P: 6	R: 0 E: 0 K: 0 S: 3	H: 0 LOB: 0 BB: 0 P: 3	R: 0 E: 0 K: 0 S: 3	H: 0 LOB: 0 BB: 0 P: 3	R: 1 E: 0 K: 0 S: 4	H: 2 LOB: 0 BB: 0 P: 4	R: 0 E: 0 K: 1 S: 7	H: 1 LOB: 1 BB: 0 P: 7	R: 0 E: 0 K: 0 S: 3	H: 0 LOB: 0 BB: 0 P: 3	R: 0 E: 0 K: 0 S: 5	H: 3 LOB: 1 BB: 1 P: 9	R: 0 E: 0 K: 0 S: 3	H: 0 LOB: 0 BB: 0 P: 3	1B: 4 2B: 4 3B: 1 HR: 0	SF: 1 SAC: 0 DP: 3 HBP: 0	WP: 0 PB: 0 SB: 0 CS: 0	PA: 34	
PITCHER	IP: 9.0 WLS: W BF: 34	H: 9 R: 4 ER: 4 SO: 2	BB: 1 IBB: 0 HBP: 0 BLK: 0	WP: 0 HR: 0 S: 37 P: 41	ERA: 4.00 WHIP: 1.111	PITCHER										IP: 1.0 WLS: W BF: 4	H: 0 R: 0 ER: 0 SO: 0	BB: 0 IBB: 0 HBP: 0 BLK: 0	WP: 0 HR: 0 S: 3 P: 3	ERA: 0.00 WHIP: 0.000	
Nino Espinosa, R ERA: 4.65																					

AB	33
R	9
H	8
RBI	9
BB	8
SO	6
LOB	15



AB	32
R	4
H	9
RBI	4
BB	1
SO	2
LOB	7



Batter	1	2	3	4	5	6	7	8	9	AB	R	H	RBI	BB	SO	LOB	TOP																
Frank Taveras, R (1, 6) OBP: 0.311, SLG: 0.354										5	0	2	0	0	0	4																	
Omar Moreno, L (1, 8) OBP: 0.336, SLG: 0.302										4	0	0	0	0	1	2																	
Dave Parker, L (1, 9) OBP: 0.372, SLG: 0.544										3	1	0	0	1	1	1																	
Willie Stargell, L (1, 3) OBP: 0.380, SLG: 0.560 Matt Alexander, S (8, PR) Dale Berra, R (8, 5) OBP: 0.265, SLG: 0.341										4	0	1	0	0	0	2																	
Ed Ott, L (1, 2) OBP: 0.321, SLG: 0.427										4	0	1	1	0	0	1																	
Bill Robinson, R (1, 5) OBP: 0.292, SLG: 0.394										4	0	0	0	0	1	2																	
John Milner, L (1, 7) OBP: 0.348, SLG: 0.383										4	1	1	0	0	0	0																	
Phil Garner, R (1, 4) OBP: 0.353, SLG: 0.401										4	0	2	0	0	0	0																	
Bert Blyleven, R (1, 1) OBP: 0.149, SLG: 0.164 Manny Sanguillen, R (9, PH) Alberto Lois, R (9, PR)										2	0	1	1	0	0	0																	
Inning Stats	R: 0 E: 0 K: 2 S: 8	H: 1 LOB: 1 BB: 0 P: 8	R: 1 E: 0 K: 0 S: 6	H: 3 LOB: 2 BB: 0 P: 6	R: 1 E: 0 K: 1 S: 6	H: 1 LOB: 1 BB: 1 P: 10	R: 0 E: 0 K: 0 S: 4	H: 1 LOB: 1 BB: 0 P: 4	R: 0 E: 0 K: 0 S: 3	H: 0 LOB: 0 BB: 0 P: 3	R: 0 E: 0 K: 0 S: 4	H: 1 LOB: 1 BB: 0 P: 4	R: 0 E: 0 K: 0 S: 4	H: 1 LOB: 1 BB: 0 P: 4	R: 0 E: 0 K: 0 S: 3	H: 0 LOB: 1 BB: 1 P: 7	1B: 7 2B: 1 3B: 0 HR: 0	SF: 0 SAC: 1 DP: 0 HBP: 0	WP: 0 PB: 0 SB: 1 CS: 0	PA: 37													
PITCHER	IP WLS BF H R ER SO BB IBB HBP BLK WP HR S P ERA WHIP																																
Tom Hausman, R (1, 1) ERA: 4.7	7.0	29	7	2	2	3	1	0	0	0	0	0	0	34	38	2.57	1.143																
Dale Murray, R (8, 1) ERA: 3.83	2.0	W	8	1	0	0	0	1	0	0	0	0	0	7	11	0.00	1.000																

Pittsburgh Pirates @ New York Mets
Shea Stadium, Flushing, NY
Fri Sep 08 1978, 7:05 PM EDT
Att: 4,749 - Unknown


AB 34
R 2
H 8
RBI 2
BB 2
SO 3
LOB 12



Batter	1	2	3	4	5	6	7	8	9	AB	R	H	RBI	BB	SO	LOB	BOTTOM																
Lee Mazzilli, S (1, 8) OBP: 0.347, SLG: 0.421										4	0	0	0	0	0	2																	
Elliott Maddox, R (1, 5) OBP: 0.379, SLG: 0.341 Dale Murray, R (8, 1)										4	0	1	0	0	0	0																	
Steve Henderson, R (1, 7) OBP: 0.344, SLG: 0.416										4	3	2	0	0	1	1																	
Willie Montanez, L (1, 3) OBP: 0.319, SLG: 0.405										4	0	3	3	0	0	0																	
John Stearns, R (1, 2) OBP: 0.367, SLG: 0.418										4	0	1	0	0	1	2																	
Bruce Boisclair, L (1, 9) OBP: 0.295, SLG: 0.325										3	0	0	0	1	2	2																	
Joel Youngblood, R (1, 4) OBP: 0.289, SLG: 0.450 Sergio Ferrer, S (9, 4)										4	0	2	0	0	0	4																	
Doug Flynn, R (1, 6) OBP: 0.275, SLG: 0.280										2	0	0	0	1	0	1																	
Tom Hausman, R (1, 1) OBP: 0.222, SLG: 0.235 Lenny Randle, S (7, PH) OBP: 0.338, SLG: 0.326										2	0	0	0	0	1	2																	
Inning Stats	R: 1 E: 0 K: 1 S: 7	H: 2 LOB: 1 BB: 0 P: 7	R: 0 E: 0 K: 1 S: 6	H: 1 LOB: 2 BB: 1 P: 10	R: 1 E: 0 K: 1 S: 8	H: 3 LOB: 2 BB: 0 P: 8	R: 0 E: 0 K: 1 S: 5	H: 0 LOB: 0 BB: 0 P: 5	R: 0 E: 0 K: 0 S: 4	H: 1 LOB: 1 BB: 0 P: 4	R: 0 E: 0 K: 0 S: 3	H: 0 LOB: 0 BB: 0 P: 3	R: 0 E: 0 K: 0 S: 4	H: 2 LOB: 1 BB: 1 P: 8	1B: 5 2B: 3 3B: 1 HR: 0	SF: 0 SAC: 0 DP: 1 HBP: 0	WP: 0 PB: 0 SB: 1 CS: 0	PA: 34															
PITCHER	IP WLS BF H R ER SO BB IBB HBP BLK WP HR S P ERA WHIP																																
Bert Blyleven, R (1, 1) ERA: 3.09	8.0	L	34	9	3	3	5	1	1	0	0	0	0	42	50	3.38	1.250																

Pittsburgh Pirates @ New York Mets
Shea Stadium, Flushing, NY
Fri Sep 08 1978, 7:05 PM EDT
Att: 4,749 - Unknown

AB 32
R 3
H 9
RBI 3
BB 2
SO 5
LOB 14



Batter	1	2	3	4	5	6	7	8	9	AB	R	H	RBI	BB	SO	LOB	TOP					
Frank Taveras, R (1, 6) OBP: 0.309, SLG: 0.352	3-1		F6-3			F6		F4-3		4	0	0	0	0	0	0						
Omar Moreno, L (1, 8) OBP: 0.334, SLG: 0.300	K									3	0	0	0	0	1	0						
Steve Brye, R (9, PH) OBP: 0.306, SLG: 0.324										1	0	0	0	0	1	0						
Dave Parker, L (1, 9) OBP: 0.370, SLG: 0.541	3-1									3	0	0	0	0	1	0						
Bill Robinson, R (1, 7) OBP: 0.293, SLG: 0.396										3	0	1	0	0	0	0						
Willie Stargell, L (1, 3) OBP: 0.380, SLG: 0.567										3	1	1	1	0	0	1						
Phil Garner, R (1, 4) OBP: 0.351, SLG: 0.398										3	0	0	0	0	0	1						
Dale Berra, R (1, 5) OBP: 0.257, SLG: 0.330										3	0	0	0	0	0	1						
Ed Ott, L (1, 2) OBP: 0.318, SLG: 0.423										3	0	0	0	0	0	0						
Jim Rooker, R (1, 1) OBP: 0.167, SLG: 0.245										2	0	0	0	0	2	0						
Kent Tekulve, R (8, 1) OBP: 0.105, SLG: 0.105										0	0	0	0	0	0	0						
Rennie Stennett, R (9, PH) OBP: 0.273, SLG: 0.313										1	0	0	0	0	0	0						
Inning Stats	R: 0 E: 0 K: 1 S: 5	H: 0 LOB: 0 BB: 0 P: 5	R: 0 E: 0 K: 0 S: 4	H: 1 LOB: 1 BB: 0 P: 4	R: 0 E: 0 K: 1 S: 5	H: 0 LOB: 0 BB: 0 P: 5	R: 0 E: 0 K: 1 S: 5	H: 0 LOB: 0 BB: 0 P: 5	R: 0 E: 0 K: 0 S: 3	H: 0 LOB: 0 BB: 0 P: 3	R: 0 E: 0 K: 1 S: 5	H: 0 LOB: 0 BB: 0 P: 5	R: 0 E: 0 K: 0 S: 3	H: 0 LOB: 0 BB: 0 P: 3	R: 1 E: 0 K: 0 S: 4	H: 1 LOB: 0 BB: 0 P: 4	R: 0 E: 0 K: 1 S: 5	H: 0 LOB: 0 BB: 0 P: 5	1B: 0 2B: 1 3B: 0 HR: 1	SF: 0 SAC: 0 DP: 0 HBP: 0	WP: 0 PB: 0 SB: 0 CS: 0	PA: 29
PITCHER Kevin Kobel, L (1, 1) ERA: 2.42	IP: 9.0 WLS: W BF: 29 H: 2 R: 1 ER: 1 SO: 5 BB: 0 IBB: 0 HBP: 0 BLK: 0 WP: 0 HR: 1 S: 39 P: 39 ERA: 1.00 WHIP: 0.222															PITCHER						

Pittsburgh Pirates @ New York Mets
Shea Stadium, Flushing, NY
Sat Sep 09 1978, 7:05 PM EDT
Att: 8,881 - Unknown

AB 29
R 1
H 2
RBI 1
BB 0
SO 5
LOB 3



Batter	1	2	3	4	5	6	7	8	9	AB	R	H	RBI	BB	SO	LOB	BOTTOM					
Gil Flores, R (1, 8) OBP: 0.167, SLG: 0.167	G4-6-3 HBP 1B		FC5-2-5-2-5-1 1-3 3-H		FC6-4 E BB		5-3	F7		5	0	1	0	0	0	5						
Elliott Maddox, R (1, 5) OBP: 0.385, SLG: 0.341	G4-6-3 HBP									0	0	0	0	3	0	0						
Steve Henderson, R (1, 7) OBP: 0.343, SLG: 0.414	G4-6-3 1-2 2-3		G1-2-3 3-HF							3	0	0	0	1	0	6						
Willie Montanez, L (1, 3) OBP: 0.317, SLG: 0.402	1-3									4	0	0	0	0	1	4						
John Stearns, R (1, 2) OBP: 0.366, SLG: 0.415										3	1	0	0	1	0	0						
Dan Norman, R (1, 9) OBP: 0.167, SLG: 0.417										4	1	1	0	0	2	0						
Joel Youngblood, R (1, 4) OBP: 0.290, SLG: 0.457										3	0	1	0	0	0	0						
Ed Kranepool, L (8, PH) OBP: 0.264, SLG: 0.280										1	0	0	0	0	0	2						
Tim Foli, R (9, 6) OBP: 0.281, SLG: 0.314										0	0	0	0	0	0	0						
Doug Flynn, R (1, 6) OBP: 0.280, SLG: 0.290										3	2	3	2	1	0	0						
Kevin Kobel, R (1, 1) OBP: 0.235, SLG: 0.188										2	0	1	1	0	0	2						
Inning Stats	R: 0 E: 0 K: 0 S: 3	H: 1 LOB: 1 BB: 0 P: 4	R: 0 E: 0 K: 1 S: 5	H: 0 LOB: 0 BB: 0 P: 5	R: 0 E: 0 K: 0 S: 4	H: 1 LOB: 2 BB: 1 P: 8	R: 0 E: 0 K: 2 S: 7	H: 0 LOB: 0 BB: 0 P: 7	R: 1 E: 1 K: 0 S: 5	H: 1 LOB: 3 BB: 2 P: 13	R: 0 E: 0 K: 0 S: 4	H: 1 LOB: 2 BB: 1 P: 8	R: 0 E: 0 K: 0 S: 2	H: 0 LOB: 0 BB: 1 P: 6	R: 3 E: 0 K: 0 S: 6	H: 3 LOB: 1 BB: 1 P: 10	R: 0 E: 0 K: 0 S: 3	H: 0 LOB: 0 BB: 0 P: 3	1B: 4 2B: 1 3B: 2 HR: 0	SF: 0 SAC: 2 DP: 2 HBP: 1	WP: 0 PB: 0 SB: 1 CS: 1	PA: 37
PITCHER Jim Rooker, L (1, 1) ERA: 4.31	IP: 7.1 WLS: L BF: 33 H: 5 R: 3 ER: 2 SO: 3 BB: 5 IBB: 3 HBP: 2 BLK: 0 WP: 0 HR: 0 S: 32 P: 57 ERA: 2.46 WHIP: 1.364															PITCHER						
Kent Tekulve, R (8, 1) ERA: 1.81	0.2 L 4 2 1 1 0 0 0 0 0 0 4 4 13.50 3.000															PITCHER						

Pittsburgh Pirates @ New York Mets
Shea Stadium, Flushing, NY
Sat Sep 09 1978, 7:05 PM EDT
Att: 8,881 - Unknown

AB 28
R 4
H 7
RBI 3
BB 6
SO 3
LOB 19




Batter	1	2	3	4	5	6	7	8	9	AB	R	H	RBI	BB	SO	LOB	TOP					
Dave Cash, R OBP: 0.288, SLG: 0.312 Pepe Frias, R OBP: 0.250, SLG: 0.533	F8		F7		L3		1-3		WP 1B	5	0	1	0	0	0	1						
Andra Dawson, R OBP: 0.302, SLG: 0.439	6-3 1B		F9			6-3	6-3		1B K	5	0	1	0	0	1	2						
Ellis Valentine, R OBP: 0.333, SLG: 0.495	6-3 1-2									3	2	2	1	1	0	1						
Tony Perez, R OBP: 0.337, SLG: 0.444	F9								1B SF7 1B	4	1	1	0	0	1	2						
Warren Cromartie, L OBP: 0.342, SLG: 0.410										3	0	2	1	0	0	0						
Gary Carter, R OBP: 0.336, SLG: 0.423										3	1	1	2	1	0	2						
Larry Parrish, R OBP: 0.318, SLG: 0.449	6-3									4	0	1	0	0	2	1						
Chris Speier, R OBP: 0.335, SLG: 0.334										3	0	1	0	1	0	0						
Scott Sanderson, R OBP: 0.167, SLG: 0.167 Mike Garman, R (9, 1)										4	0	0	0	0	3	3						
										0	0	0	0	0	0	0						
Inning Stats	R: 0 E: 0 K: 0 S: 4	H: 1 LOB: 1 BB: 0 P: 4	R: 0 E: 0 K: 0 S: 3	H: 1 LOB: 0 BB: 0 P: 3	R: 0 E: 0 K: 1 S: 6	H: 1 LOB: 1 BB: 0 P: 6	R: 1 E: 0 K: 2 S: 8	H: 1 LOB: 1 BB: 1 P: 12	R: 0 E: 0 K: 1 S: 5	H: 0 LOB: 0 BB: 0 P: 5	R: 3 E: 0 K: 1 S: 9	H: 4 LOB: 2 BB: 1 P: 13	R: 0 E: 0 K: 0 S: 3	H: 0 LOB: 0 BB: 0 P: 7	R: 0 E: 0 K: 1 S: 5	H: 1 LOB: 0 BB: 0 P: 5	R: 0 E: 0 K: 1 S: 6	H: 1 LOB: 1 BB: 0 P: 6	1B: 8 2B: 0 3B: 0 HR: 2	SF: 1 SAC: 0 DP: 1 HBP: 0	WP: 1 PB: 0 SB: 1 CS: 1	PA: 38
PITCHER	IP	WLS	BF	H	R	ER	SO	BB	IBB	HBP	BLK	WP	HR	S	P	ERA	WHIP					
Nino Espinosa, R ERA: 4.67	7.0	L	31	8	4	4	5	3	0	0	0	0	2	38	50	5.14	1.571					
Dwight Bernard, R ERA: 3.57	2.0		7	2	0	0	2	0	0	0	0	1	0	11	11	0.00	1.000					

Montreal Expos @ New York Mets
Shea Stadium, Flushing, NY
Wed Sep 13 1978, 7:05 PM EDT
Att: 4,302 - Unknown

livebaseballscores.com

AB 34
R 4
H 10
RBI 4
BB 3
SO 7
LOB 12




Batter	1	2	3	4	5	6	7	8	9	AB	R	H	RBI	BB	SO	LOB	BOTTOM					
Lee Mazzilli, S OBP: 0.348, SLG: 0.425	E 1B	F5			F4				FC6-4 E S	5	1	2	0	0	0	4						
Elliott Maddox, R OBP: 0.380, SLG: 0.338 Dwight Bernard, R OBP: 0.500, SLG: 0.333 Ron Hodges, L OBP: 0.353, SLG: 0.315 Dan Norman, R OBP: 0.267, SLG: 0.667	K		P5		F2		G3		1-2 2-3 BB	4	0	0	0	0	1	2						
Steve Henderson, R OBP: 0.338, SLG: 0.409	S 1B		E6		6-3				1-3 4-3	5	0	1	1	0	0	2						
Willie Montanez, L OBP: 0.320, SLG: 0.405	F7		F8							4	0	1	0	0	0	2						
John Stearns, R OBP: 0.362, SLG: 0.410	K		K							4	0	1	0	0	2	3						
Joel Youngblood, R OBP: 0.297, SLG: 0.470										4	1	2	1	0	0	2						
Lenny Randle, S OBP: 0.335, SLG: 0.322										3	0	0	0	1	0	1						
Sergio Ferrer, S OBP: 0.176, SLG: 0.125 Ed Kranepool, L OBP: 0.273, SLG: 0.289 Gil Flores, R OBP: 0.300, SLG: 0.125										3	0	0	0	0	2	2						
Nino Espinosa, R OBP: 0.226, SLG: 0.262 Bruce Boisclair, L OBP: 0.294, SLG: 0.320										2	0	0	0	0	2	2						
										1	0	0	0	1	1	0						
Inning Stats	R: 1 E: 0 K: 2 S: 9	H: 2 LOB: 1 BB: 0 P: 9	R: 0 E: 0 K: 2 S: 8	H: 1 LOB: 2 BB: 1 P: 12	R: 0 E: 1 K: 1 S: 6	H: 0 LOB: 1 BB: 0 P: 6	R: 1 E: 0 K: 1 S: 6	H: 1 LOB: 0 BB: 0 P: 6	R: 0 E: 0 K: 0 S: 3	H: 0 LOB: 0 BB: 0 P: 3	R: 0 E: 0 K: 0 S: 4	H: 1 LOB: 1 BB: 0 P: 4	R: 0 E: 0 K: 2 S: 8	H: 1 LOB: 1 BB: 0 P: 8	R: 0 E: 0 K: 0 S: 4	H: 1 LOB: 1 BB: 0 P: 4	R: 0 E: 0 K: 0 S: 4	H: 1 LOB: 2 BB: 2 P: 12	1B: 6 2B: 1 3B: 0 HR: 1	SF: 0 SAC: 0 DP: 0 HBP: 0	WP: 0 PB: 0 SB: 4 CS: 0	PA: 39
PITCHER	IP	WLS	BF	H	R	ER	SO	BB	IBB	HBP	BLK	WP	HR	S	P	ERA	WHIP					
Scott Sanderson, R ERA: 2.75	8.1	W	36	8	3	1	8	2	0	0	0	0	1	50	58	1.08	1.200					
Mike Garman, R ERA: 4.59	0.2	S	3	0	0	0	0	1	0	0	0	0	0	2	6	0.00	1.500					

Montreal Expos @ New York Mets
Shea Stadium, Flushing, NY
Wed Sep 13 1978, 7:05 PM EDT
Att: 4,302 - Unknown


livebaseballscores.com

AB 36
R 3
H 8
RBI 2
BB 3
SO 8
LOB 20



Batter	1	2	3	4	5	6	7	8	9	10	AB	R	H	RBI	BB	SO	LOB	TOP						
Gil Flores, R OBP: 0.318, SLG: 0.250 (1, 7)											5	0	1	0	0	2	1	New York Mets @ Philadelphia Phillies Veterans Stadium, Philadelphia, PA Sat Sep 16 1978, 7:05 PM EDT Att: 44,307 - Unknown						
Elliott Maddox, R OBP: 0.378, SLG: 0.338 (9, 3)											5	0	0	0	0	1	3							
Lee Mazzilli, S OBP: 0.349, SLG: 0.425 (1, 8)											4	0	2	0	0	0	0							
Willie Montanez, L OBP: 0.318, SLG: 0.401 (1, 3)											3	0	0	0	0	1	3							
Tom Grieve, R OBP: 0.278, SLG: 0.303 (9, PR)											1	0	1	0	0	0	0							
Lenny Randle, S OBP: 0.335, SLG: 0.321 (9, 5)											0	0	0	0	0	0	0							
John Stearns, R OBP: 0.371, SLG: 0.421 (1, 2)											2	1	1	1	2	0	0							
Dan Norman, R OBP: 0.250, SLG: 0.704 (1, 9)											4	0	0	0	0	2	3							
Joel Youngblood, R OBP: 0.298, SLG: 0.457 (1, 4)											4	0	0	0	0	0	0							
Sergio Ferrer, S OBP: 0.250, SLG: 0.269 (1, 6)											4	0	1	0	0	1	0							
Craig Swan, R OBP: 0.203, SLG: 0.184 (10, PH)											3	0	1	0	0	2	0							
Tim Foli, R OBP: 0.279, SLG: 0.312 (10, 1)											1	0	0	0	0	0	1							
Dwight Bernard, R OBP: 0.500, SLG: 0.333 (10, 1)											0	0	0	0	0	0	0							
Inning Stats	R: 0 E: 0 K: 2 S: 7	H: 0 LOB: 0 BB: 0 P: 7	R: 0 E: 0 K: 1 S: 4	H: 0 LOB: 0 BB: 1 P: 8	R: 0 E: 0 K: 2 S: 7	H: 0 LOB: 0 BB: 0 P: 7	R: 0 E: 0 K: 1 S: 6	H: 1 LOB: 1 BB: 0 P: 6	R: 1 E: 0 K: 0 S: 4	H: 1 LOB: 0 BB: 0 P: 4	R: 0 E: 0 K: 0 S: 5	H: 2 LOB: 2 BB: 0 P: 5	R: 0 E: 0 K: 1 S: 5	H: 0 LOB: 0 BB: 0 P: 5	R: 0 E: 0 K: 2 S: 7	H: 0 LOB: 0 BB: 0 P: 7	R: 0 E: 0 K: 0 S: 4	H: 1 LOB: 2 BB: 1 P: 8	R: 0 E: 0 K: 0 S: 5	H: 2 LOB: 2 BB: 0 P: 5	1B: 6 2B: 0 3B: 0 HR: 1	SF: 0 SAC: 0 DP: 0 HBP: 0	WP: 0 PB: 0 SB: 0 CS: 1	PA: 39
PITCHER Steve Carlton, L ERA: 2.92 (1, 1)	IP: 10.0 W: 10 L: 38 H: 7 R: 1 ER: 1 SO: 9 BB: 2 IBB: 0 HBP: 0 BLK: 1 WP: 0 HR: 1 S: 54 P: 62 ERA: 0.90 WHIP: 0.900																							

AB	36
R	1
H	7
RBI	1
BB	2
SO	9
LOB	11



Batter	1	2	3	4	5	6	7	8	9	10	AB	R	H	RBI	BB	SO	LOB	BOTTOM	
Bake McBride, L OBP: 0.317, SLG: 0.392 (1, 9)											4	0	1	0	0	1	1	New York Mets @ Philadelphia Phillies Veterans Stadium, Philadelphia, PA Sat Sep 16 1978, 7:05 PM EDT Att: 44,307 - Unknown	
Larry Bowa, S OBP: 0.322, SLG: 0.376 (1, 6)											4	0	0	0	0	0	2		
Garry Maddox, R OBP: 0.325, SLG: 0.409 (1, 8)											4	0	0	0	0	1	2		
Greg Luzinski, R OBP: 0.389, SLG: 0.520 (1, 7)											4	1	1	1	0	1	2		
Richie Hebner, L OBP: 0.376, SLG: 0.466 (1, 3)											3	0	0	0	1	0	0		
Mike Schmidt, R OBP: 0.367, SLG: 0.443 (1, 5)											4	1	1	1	0	0	1		
Tim McCarver, L OBP: 0.343, SLG: 0.319 (1, 2)											3	0	0	0	0	1	1		
Ted Sizemore, R OBP: 0.279, SLG: 0.266 (1, 4)											3	0	1	0	0	0	0		
Steve Carlton, L OBP: 0.288, SLG: 0.338 (1, 1)											3	0	0	0	0	1	1		
Inning Stats	R: 0 E: 0 K: 0 S: 3	H: 0 LOB: 0 BB: 0 P: 3	R: 1 E: 0 K: 1 S: 5	H: 1 LOB: 1 BB: 1 P: 9	R: 0 E: 1 K: 1 S: 6	H: 1 LOB: 1 BB: 0 P: 6	R: 0 E: 0 K: 1 S: 5	H: 0 LOB: 0 BB: 0 P: 5	R: 0 E: 0 K: 0 S: 3	H: 0 LOB: 0 BB: 0 P: 3	R: 0 E: 1 K: 0 S: 5	H: 1 LOB: 2 BB: 0 P: 5	R: 1 E: 0 K: 0 S: 2	H: 1 LOB: 0 BB: 0 P: 2	1B: 2 2B: 0 3B: 0 HR: 2	SF: 0 SAC: 0 DP: 0 HBP: 0	WP: 0 PB: 0 SB: 0 CS: 1		PA: 34
PITCHER Craig Swan, R ERA: 2.42 (1, 1)	IP: 9.0 W: 3 L: 1 H: 1 R: 1 ER: 1 SO: 5 BB: 1 IBB: 0 HBP: 0 BLK: 0 WP: 0 HR: 1 S: 40 P: 44 ERA: 1.00 WHIP: 0.444																		
PITCHER Dwight Bernard, R ERA: 3.76 (10, 1)	IP: 0.1 W: L H: 2 R: 1 ER: 1 SO: 0 BB: 0 IBB: 0 HBP: 0 BLK: 0 WP: 0 HR: 1 S: 2 P: 2 ERA: 27.00 WHIP: 3.000																		

AB	32
R	2
H	4
RBI	2
BB	1
SO	5
LOB	10



Batter	1	2	3	4	5	6	7	8	9	AB	R	H	RBI	BB	SO	LOB	TOP		
Lee Mazzilli, S OBP: 0.352, SLG: 0.429										4	1	3	0	0	0	0	New York Mets @ Philadelphia Phillies Veterans Stadium, Philadelphia, PA Sun Sep 17 1978, 7:05 PM EDT Att: 35,301 - Unknown		
Elliott Maddox, R OBP: 0.376, SLG: 0.338										3	1	1	1	0	0	1			
Steve Henderson, R OBP: 0.334, SLG: 0.403										4	0	2	0	0	0	2			
Willie Montanez, L OBP: 0.316, SLG: 0.399										4	0	0	0	0	1	4			
John Stearns, R OBP: 0.370, SLG: 0.419										4	0	1	0	0	0	0			
Joel Youngblood, R OBP: 0.297, SLG: 0.453										4	0	1	0	0	1	1			
Lenny Randle, S OBP: 0.337, SLG: 0.322										4	0	2	0	0	1	1			
Sergio Ferrer, S OBP: 0.226, SLG: 0.241										3	0	0	0	0	0	3			
Mike Bruhart, R OBP: 0.081, SLG: 0.081										3	0	0	0	0	1	1			
Inning Stats	R: 2 E: 1 K: 1 S: 8	H: 3 LOB: 1 BB: 0 P: 8	R: 0 E: 0 K: 0 S: 3	H: 1 LOB: 0 BB: 0 P: 3	R: 0 E: 0 K: 0 S: 4	H: 2 LOB: 1 BB: 0 P: 4	R: 0 E: 0 K: 0 S: 4	H: 1 LOB: 1 BB: 0 P: 4	R: 0 E: 0 K: 1 S: 6	H: 1 LOB: 1 BB: 0 P: 6	R: 0 E: 0 K: 0 S: 4	H: 1 LOB: 1 BB: 0 P: 4	R: 0 E: 0 K: 2 S: 7	H: 0 LOB: 0 BB: 0 P: 7	R: 0 E: 0 K: 2 S: 7	H: 0 LOB: 0 BB: 0 P: 7	1B: 9 2B: 1 3B: 0 HR: 0 SF: 0 SAC: 1 DP: 3 HBP: 0	WP: 0 PB: 0 SB: 0 CS: 0	PA: 34
PITCHER	IP WLS BF H R ER SO BB IBB HBP BLK WP HR S P ERA WHIP																		
Larry Christenson, R ERA: 3.33	(1, 1) 8.0 L 31 10 2 1 2 0 0 0 0 2 0 0 35 35 1.12 1.250																		
Ron Reed, R ERA: 2.33	(9, 1) 1.0 3 0 0 0 0 2 0 0 0 0 0 0 0 7 7 0.00 0.000																		

Batter	1	2	3	4	5	6	7	8	9	AB	R	H	RBI	BB	SO	LOB	BOTTOM		
Bake McBride, L OBP: 0.314, SLG: 0.389										4	0	0	0	0	0	2	New York Mets @ Philadelphia Phillies Veterans Stadium, Philadelphia, PA Sun Sep 17 1978, 7:05 PM EDT Att: 35,301 - Unknown		
Larry Bowa, S OBP: 0.320, SLG: 0.373										4	0	0	0	0	1				
Garry Maddox, R OBP: 0.324, SLG: 0.408										4	0	1	0	0	2	0			
Greg Luzinski, R OBP: 0.386, SLG: 0.516										4	0	0	0	0	1	1			
Richie Hebner, L OBP: 0.376, SLG: 0.465										3	0	1	0	0	0	0			
Mike Schmidt, R OBP: 0.386, SLG: 0.443										3	0	1	0	0	1	0			
Bob Boone, R OBP: 0.351, SLG: 0.438										3	0	0	0	0	0	1			
Ted Sizemore, R OBP: 0.282, SLG: 0.271										2	0	1	0	1	0	0			
Larry Christenson, R OBP: 0.123, SLG: 0.131	(1, 1)									1	0	0	0	0	1	1			
Tim McCarver, L OBP: 0.307, SLG: 0.319	(8, PH)									0	0	0	0	1	0	0			
Ron Reed, R ERA: 2.33	(9, 1)									0	0	0	0	0	0	0			
Inning Stats	R: 0 E: 0 K: 0 S: 4	H: 1 LOB: 1 BB: 0 P: 4	R: 0 E: 0 K: 0 S: 3	H: 1 LOB: 0 BB: 0 P: 3	R: 0 E: 0 K: 2 S: 7	H: 0 LOB: 0 BB: 0 P: 7	R: 0 E: 0 K: 1 S: 6	H: 1 LOB: 1 BB: 0 P: 6	R: 0 E: 0 K: 1 S: 5	H: 0 LOB: 0 BB: 0 P: 5	R: 0 E: 0 K: 1 S: 5	H: 1 LOB: 0 BB: 0 P: 5	R: 0 E: 0 K: 0 S: 3	H: 0 LOB: 1 BB: 1 P: 7	R: 0 E: 0 K: 0 S: 3	H: 0 LOB: 0 BB: 0 P: 3	1B: 3 2B: 1 3B: 0 HR: 0 SF: 0 SAC: 1 DP: 1 HBP: 0	WP: 0 PB: 0 SB: 0 CS: 0	PA: 31
PITCHER	IP WLS BF H R ER SO BB IBB HBP BLK WP HR S P ERA WHIP																		
Mike Bruhart, R ERA: 4.77	(1, 1) 9.0 W 31 4 0 0 5 2 0 0 0 0 0 0 0 39 47 0.00 0.667																		

Batter	1	2	3	4	5	6	7	8	9	AB	R	H	RBI	BB	SO	LOB	TOP			
Lee Mazzilli, S OBP: 0.391, SLG: 0.427 (1, 8)	G1		F8		FC4-6		K			5	0	1	0	0	1	3	New York Mets @ St. Louis Cardinals Busch Stadium, St. Louis, MO Tue Sep 19 1978, 7:05 PM CDT Att: 5,257 - Unknown			
Tim Foli, R OBP: 0.279, SLG: 0.319 Ed Kranepool, L OBP: 0.278, SLG: 0.333 (1, 6)	L7		FC6-4			P5			L1	4	1	1	1	0	0	1				
Steve Henderson, R OBP: 0.332, SLG: 0.490 (1, 7)	5-3			6-3		K			F8	4	0	0	0	0	1	0				
Willie Montanez, L OBP: 0.316, SLG: 0.396 (1, 3)		1-3		F9		2B			4-3	3	1	0	0	1	0	0				
John Stearns, R OBP: 0.374, SLG: 0.429 (1, 2)		S							2B	2	1	2	1	2	0	0				
Dan Norman, R OBP: 0.226, SLG: 0.633 Ron Hodges, L OBP: 0.340, SLG: 0.333 Gil Flores, R OBP: 0.318, SLG: 0.250 (1, 9)			F9		F9		F8			3	0	0	0	0	0	3				
Lenny Randle, S OBP: 0.334, SLG: 0.319 (1, 5)					4-3		F7		F9	4	0	0	0	0	1	2				
Doug Flynn, R OBP: 0.281, SLG: 0.293 (1, 4)					F7		F9		F6-3	4	0	1	0	0	0	0				
Nino Espinosa, R OBP: 0.234, SLG: 0.270 Bruce Boisclair, L OBP: 0.297, SLG: 0.328 Dale Murray, R OBP: 0.318, SLG: 0.250 Joel Youngblood, R OBP: 0.296, SLG: 0.452 (1, 1)			K						K	2	0	1	0	0	1	1				
Inning Stats	R: 0 E: 0 K: 0 S: 3	H: 0 LOB: 0 BB: 0 P: 3	R: 0 E: 0 K: 1 S: 5	H: 0 LOB: 1 BB: 1 P: 9	R: 0 E: 0 K: 1 S: 6	H: 1 LOB: 1 BB: 0 P: 6	R: 0 E: 0 K: 0 S: 4	H: 1 LOB: 1 BB: 0 P: 4	R: 0 E: 0 K: 1 S: 6	H: 1 LOB: 1 BB: 0 P: 10	R: 0 E: 0 K: 1 S: 6	H: 1 LOB: 1 BB: 0 P: 6	R: 2 E: 0 K: 0 S: 5	H: 2 LOB: 1 BB: 1 P: 9	R: 0 E: 0 K: 1 S: 6	H: 1 LOB: 1 BB: 0 P: 6		1B: 3 2B: 3 3B: 1 HR: 1	SF: 0 SAC: 0 DP: 0 HBP: 0	WP: 0 PB: 0 SB: 1 CS: 0
PITCHER	IP	WLS	BF	H	R	ER	SO	BB	IBB	HBP	BLK	WP	HR	S	P	ERA	WHIP			
Tom Bruno, R ERA: 1.72 Mark Littell, R ERA: 2.67	(1, 1)	7.2	32	6	3	3	4	3	0	0	0	0	1	37	49	3.52	1.174			
(8, 1)	1.1	W	6	2	0	0	1	0	0	0	0	0	0	8	8	0.00	1.500			

Batter	1	2	3	4	5	6	7	8	9	AB	R	H	RBI	BB	SO	LOB	BOTTOM			
Garry Templeton, S OBP: 0.303, SLG: 0.370 (1, 6)	G3			1B		3-1				4	1	2	0	0	0	0	New York Mets @ St. Louis Cardinals Busch Stadium, St. Louis, MO Tue Sep 19 1978, 7:05 PM CDT Att: 5,257 - Unknown			
Dane Iorg, L OBP: 0.282, SLG: 0.299 Jerry Mumphy, S OBP: 0.306, SLG: 0.328 (1, 9)	F4-3			L6		1B			6-3	4	1	1	0	0	0	1				
George Hendrick, R OBP: 0.335, SLG: 0.475 (1, 8)	1-3			1B		1B			K	4	1	2	0	0	1	0				
Ted Simmons, S OBP: 0.377, SLG: 0.515 Tony Scott, S OBP: 0.282, SLG: 0.287 (1, 7)		F3		SF9		E2			WP	3	0	2	2	0	0	0				
Keith Hernandez, L OBP: 0.349, SLG: 0.382 (1, 3)		5-3				1B			2B	0	1	0	0	0	0	0				
Ken Reitz, R OBP: 0.280, SLG: 0.363 (1, 5)		5-3		1B		1B			WP	2	1	1	0	2	0	0				
Terry Kennedy, L OBP: 0.421, SLG: 0.267 (1, 2)						1B			2B	3	0	1	0	1	0	2				
Mike Tyson, R OBP: 0.279, SLG: 0.304 (1, 4)				K		F6-4-3			1B	4	0	0	0	0	1	3				
Tom Bruno, R OBP: 0.083, SLG: 0.083 Mark Littell, L ERA: 3.95 (8, 1)				F4-3		K			1-3	3	0	0	0	0	0	0				
Inning Stats	R: 0 E: 0 K: 0 S: 3	H: 0 LOB: 0 BB: 0 P: 3	R: 0 E: 0 K: 0 S: 3	H: 0 LOB: 0 BB: 0 P: 3	R: 0 E: 0 K: 1 S: 5	H: 0 LOB: 0 BB: 0 P: 5	R: 1 E: 0 K: 1 S: 8	H: 3 LOB: 2 BB: 0 P: 8	R: 0 E: 0 K: 0 S: 5	H: 1 LOB: 2 BB: 0 P: 13	R: 0 E: 0 K: 0 S: 3	H: 1 LOB: 1 BB: 0 P: 3	R: 2 E: 0 K: 1 S: 7	H: 2 LOB: 2 BB: 2 P: 15	R: 0 E: 0 K: 1 S: 7	H: 2 LOB: 2 BB: 2 P: 15		1B: 9 2B: 1 3B: 0 HR: 0	SF: 1 SAC: 0 DP: 1 HBP: 0	WP: 2 PB: 1 SB: 0 CS: 0
PITCHER	IP	WLS	BF	H	R	ER	SO	BB	IBB	HBP	BLK	WP	HR	S	P	ERA	WHIP			
Nino Espinosa, R ERA: 4.62 Dale Murray, R ERA: 3.95	(1, 1)	6.0	25	7	3	2	3	1	1	0	0	2	0	29	37	3.00	1.333			
(7, 1)	2.0	L	10	3	2	2	1	0	2	0	0	2	0	10	18	9.00	1.500			

Batter	1	2	3	4	5	6	7	8	9	AB	R	H	RBI	BB	SO	LOB	TOP					
Lee Mazzilli, S (1, 8) OBP: 0.356, SLG: 0.437	4-0 CS BB		4-0 BB 5-3 BB	0-0 2H HR			4-0 BB E 1B BB	0-0 2B		2	2	2	2	3	0	0						
Tim Foli, R (1, 6) OBP: 0.275, SLG: 0.315	0-0 5-3		0-0 5-3	0-0 5-3			0-0 E6 BB 1B	0-3 K		5	1	0	0	0	1	4						
Steve Henderson, R (1, 7) OBP: 0.334, SLG: 0.399	0-0 1B		1-0 BB HBP		0-3 K		4-0 1B SF7 BB	0-0 4-3		3	1	1	0	1	1	1						
Willie Montanez, L (1, 3) OBP: 0.318, SLG: 0.399	0-3 K		4-0 1-2 2-3 BB		0-0 6-3 2B		0-0 1B SF8 1B	0-0 3-1		4	1	2	2	1	1	1						
John Stearns, R (1, 2) OBP: 0.371, SLG: 0.425		0-0 6-3	0-3 K		0-0 6-3		0-0 SF7	0-0 F7		4	0	0	1	0	1	4						
Dan Norman, R (1, 9) OBP: 0.222, SLG: 0.571	0-0 L6			0-0 F7	0-0 5-3		0-0 1B	0-3 K		5	0	1	0	0	1	1						
Elliott Maddox, R (1, 5) Lenny Randle, S (9, 5) OBP: 0.334, SLG: 0.319	0-0 FC6 1B			0-0 2B 1B	0-0 5-3		0-0 SF8			3	1	2	1	0	0	0						
Doug Flynn, R (1, 4) OBP: 0.279, SLG: 0.291	0-0 FC6			0-0 F6	0-0 F5-3		0-0 F9			4	0	0	0	0	0	3						
Kevin Kobel, R (1, 1) Jerry Koosman, R (8, 1) OBP: 0.086, SLG: 0.129			0-3 K	0-0 1H HR 2B	0-0 4-3		0-0 F8			4	1	1	1	0	1	0						
Inning Stats	R: 0 E: 0 K: 1 S: 5	H: 1 LOB: 1 BB: 1 P: 9	R: 0 E: 0 K: 0 S: 4	H: 1 LOB: 1 BB: 0 P: 4	R: 0 E: 0 K: 2 S: 7	H: 0 LOB: 3 BB: 2 P: 16	R: 3 E: 0 K: 0 S: 6	H: 3 LOB: 0 BB: 0 P: 6	R: 0 E: 0 K: 1 S: 6	H: 0 LOB: 1 BB: 0 P: 6	R: 4 E: 1 K: 0 S: 6	H: 2 LOB: 1 BB: 2 P: 14	R: 0 E: 0 K: 1 S: 6	H: 1 LOB: 1 BB: 0 P: 6	R: 0 E: 0 K: 1 S: 5	H: 0 LOB: 0 BB: 0 P: 5	1B: 5 2B: 3 3B: 0 HR: 1	SF: 2 SAC: 0 DP: 0 HBP: 1	WP: 0 PB: 0 SB: 0 CS: 1	PA: 42		
PITCHER	IP WLS BF H R ER SO BB IBB HBP BLK WP HR S P ERA WHIP	IP WLS BF H R ER SO BB IBB HBP BLK WP HR S P ERA WHIP	IP WLS BF H R ER SO BB IBB HBP BLK WP HR S P ERA WHIP	IP WLS BF H R ER SO BB IBB HBP BLK WP HR S P ERA WHIP	IP WLS BF H R ER SO BB IBB HBP BLK WP HR S P ERA WHIP	IP WLS BF H R ER SO BB IBB HBP BLK WP HR S P ERA WHIP	IP WLS BF H R ER SO BB IBB HBP BLK WP HR S P ERA WHIP	IP WLS BF H R ER SO BB IBB HBP BLK WP HR S P ERA WHIP	IP WLS BF H R ER SO BB IBB HBP BLK WP HR S P ERA WHIP	IP WLS BF H R ER SO BB IBB HBP BLK WP HR S P ERA WHIP	IP WLS BF H R ER SO BB IBB HBP BLK WP HR S P ERA WHIP	IP WLS BF H R ER SO BB IBB HBP BLK WP HR S P ERA WHIP	IP WLS BF H R ER SO BB IBB HBP BLK WP HR S P ERA WHIP	IP WLS BF H R ER SO BB IBB HBP BLK WP HR S P ERA WHIP	IP WLS BF H R ER SO BB IBB HBP BLK WP HR S P ERA WHIP	IP WLS BF H R ER SO BB IBB HBP BLK WP HR S P ERA WHIP	IP WLS BF H R ER SO BB IBB HBP BLK WP HR S P ERA WHIP	IP WLS BF H R ER SO BB IBB HBP BLK WP HR S P ERA WHIP	IP WLS BF H R ER SO BB IBB HBP BLK WP HR S P ERA WHIP	IP WLS BF H R ER SO BB IBB HBP BLK WP HR S P ERA WHIP	IP WLS BF H R ER SO BB IBB HBP BLK WP HR S P ERA WHIP	IP WLS BF H R ER SO BB IBB HBP BLK WP HR S P ERA WHIP

New York Mets @ St. Louis Cardinals
 Busch Stadium, St. Louis, MO
 Wed Sep 20 1978, 7:05 PM CDT
 Att: 6,030 - Unknown

AB 34
 R 7
 H 9
 RBI 7
 BB 5
 SO 6
 LOB 14



Batter	1	2	3	4	5	6	7	8	9	AB	R	H	RBI	BB	SO	LOB	BOTTOM					
Garry Templeton, S (1, 6) OBP: 0.302, SLG: 0.369	0-0 S 2B 1B		0-0 6-3		0-0 F8		0-0 F8	0-0 SF9		4	1	1	1	0	0	1						
Jerry Morales, R (1, 9) OBP: 0.285, SLG: 0.338	0-0 F5-4-3 1H 2B		0-0 F7		0-0 HR 1B		0-0 F7	0-0 6-3		5	1	2	1	0	0	3						
Keith Hernandez, L (1, 3) OBP: 0.352, SLG: 0.393	4-0 F5-4-3 BB		0-3 K		0-0 HR 1B		0-0 1B 3B			3	2	2	3	1	1	0						
Ted Simmons, S (1, 7) OBP: 0.376, SLG: 0.512	0-0 F5-4-3		0-0 F4-3		0-3 K		4-0 1B BB			3	0	0	0	1	1	2						
George Hendrick, R (1, 8) OBP: 0.335, SLG: 0.473	0-0 5-3		0-0 5-3		0-0 F8		0-0 FC6-4 1B			4	0	1	1	0	0	1						
Ken Reitz, R (1, 5) OBP: 0.276, SLG: 0.361		0-0 5-3		0-0 F9		0-0 F9	0-0 FC6-4			4	0	0	0	0	0	2						
Steve Swisher, R (1, 2) Jim Lentine, R (9, PR) OBP: 0.327, SLG: 0.352		0-0 F6-4-3 1B		0-0 6-3		0-0 F4-3		0-0 SH1-4 BB SF9 1B		4	0	2	0	0	0	0						
Mike Tyson, R (1, 4) OBP: 0.281, SLG: 0.304		0-0 F6-4-3		0-0 1B		0-0 6-3		4-0 SH1-4 BB		3	0	1	0	1	0	1						
Inning Stats	R: 1 E: 0 K: 0 S: 4	H: 2 LOB: 1 BB: 1 P: 8	R: 0 E: 0 K: 0 S: 3	H: 1 LOB: 0 BB: 0 P: 3	R: 0 E: 0 K: 1 S: 5	H: 0 LOB: 0 BB: 0 P: 5	R: 0 E: 0 K: 1 S: 7	H: 2 LOB: 0 BB: 0 P: 7	R: 0 E: 0 K: 0 S: 3	H: 0 LOB: 0 BB: 0 P: 3	R: 2 E: 0 K: 0 S: 6	H: 3 LOB: 2 BB: 1 P: 10	R: 1 E: 0 K: 0 S: 4	H: 1 LOB: 2 BB: 1 P: 8	R: 0 E: 0 K: 0 S: 4	H: 0 LOB: 0 BB: 0 P: 5	1B: 7 2B: 1 3B: 1 HR: 1	SF: 1 SAC: 1 DP: 2 HBP: 0	WP: 0 PB: 0 SB: 1 CS: 0	PA: 38		
PITCHER	IP WLS BF H R ER SO BB IBB HBP BLK WP HR S P ERA WHIP	IP WLS BF H R ER SO BB IBB HBP BLK WP HR S P ERA WHIP	IP WLS BF H R ER SO BB IBB HBP BLK WP HR S P ERA WHIP	IP WLS BF H R ER SO BB IBB HBP BLK WP HR S P ERA WHIP	IP WLS BF H R ER SO BB IBB HBP BLK WP HR S P ERA WHIP	IP WLS BF H R ER SO BB IBB HBP BLK WP HR S P ERA WHIP	IP WLS BF H R ER SO BB IBB HBP BLK WP HR S P ERA WHIP	IP WLS BF H R ER SO BB IBB HBP BLK WP HR S P ERA WHIP	IP WLS BF H R ER SO BB IBB HBP BLK WP HR S P ERA WHIP	IP WLS BF H R ER SO BB IBB HBP BLK WP HR S P ERA WHIP	IP WLS BF H R ER SO BB IBB HBP BLK WP HR S P ERA WHIP	IP WLS BF H R ER SO BB IBB HBP BLK WP HR S P ERA WHIP	IP WLS BF H R ER SO BB IBB HBP BLK WP HR S P ERA WHIP	IP WLS BF H R ER SO BB IBB HBP BLK WP HR S P ERA WHIP	IP WLS BF H R ER SO BB IBB HBP BLK WP HR S P ERA WHIP	IP WLS BF H R ER SO BB IBB HBP BLK WP HR S P ERA WHIP	IP WLS BF H R ER SO BB IBB HBP BLK WP HR S P ERA WHIP	IP WLS BF H R ER SO BB IBB HBP BLK WP HR S P ERA WHIP	IP WLS BF H R ER SO BB IBB HBP BLK WP HR S P ERA WHIP	IP WLS BF H R ER SO BB IBB HBP BLK WP HR S P ERA WHIP	IP WLS BF H R ER SO BB IBB HBP BLK WP HR S P ERA WHIP	IP WLS BF H R ER SO BB IBB HBP BLK WP HR S P ERA WHIP

New York Mets @ St. Louis Cardinals
 Busch Stadium, St. Louis, MO
 Wed Sep 20 1978, 7:05 PM CDT
 Att: 6,030 - Unknown

AB 33
 R 6
 H 10
 RBI 6
 BB 3
 SO 2
 LOB 11



Batter	1	2	3	4	5	6	7	8	9	AB	R	H	RBI	BB	SO	LOB	TOP
Lee Mazzilli, S OBP: 0.357, SLG: 0.440	4-0 E S 6-3 BB		0-0 P6			0-0 P1			0-0 1B 3B	3	2	1	0	1	0	0	
Tim Foli, R OBP: 0.275, SLG: 0.315	0-3 K		0-0 6-3			0-0 1-3			0-0 G1-6-3 1B 3H	4	0	1	1	0	1	1	
Steve Henderson, R OBP: 0.334, SLG: 0.398	0-0 6-3 1-H		0-3 K			0-0 F9			0-0 G1-6-3 1B 1-2	4	0	1	1	0	1	0	
Willie Montanez, L OBP: 0.318, SLG: 0.397	4-0 S BB		0-0 5-3			0-0 6-3			0-0 G1-6-3 1-2 2-3	3	0	0	0	1	0	2	
John Stearns, R OBP: 0.368, SLG: 0.421	0-0 L3 1-2		0-0 L8			0-0 6-3			0-3 K	4	0	0	0	0	1	2	
Dan Norman, R OBP: 0.205, SLG: 0.526		0-0 L4		0-3 K		0-0 5-3				3	0	0	0	0	1	0	
Elliott Maddox, R OBP: 0.378, SLG: 0.339		0-0 4-3		0-0 5-3		4-0 F6-4-3 BB				2	0	0	0	1	0	0	
Doug Flynn, R OBP: 0.281, SLG: 0.292		4-0 BB		0-0 CS 1B		0-0 F6-4-3 1-2				2	0	1	0	1	0	1	
Craig Swan, R OBP: 0.197, SLG: 0.159		0-0 G3		0-3 K		0-0 F3				2	0	0	0	0	1	2	
Tom Grieve, R OBP: 0.275, SLG: 0.300 (8, PH)										1	0	0	0	0	0	0	
Dwight Bernard, R OBP: 0.500, SLG: 0.333										0	0	0	0	0	0	0	
Inning Stats	R: 1 E: 0 K: 1 S: 5	H: 0 LOB: 1 BB: 2 P: 13	R: 0 E: 0 K: 0 S: 3	H: 0 LOB: 1 BB: 1 P: 7	R: 0 E: 0 K: 1 S: 5	H: 0 LOB: 0 BB: 0 P: 5	R: 0 E: 0 K: 1 S: 5	H: 1 LOB: 0 BB: 0 P: 5	R: 0 E: 0 K: 0 S: 3	H: 0 LOB: 0 BB: 0 P: 3	R: 0 E: 0 K: 0 S: 2	H: 0 LOB: 0 BB: 1 P: 6	R: 1 E: 0 K: 1 S: 7	H: 3 LOB: 1 BB: 0 P: 7	1B: 3 2B: 0 3B: 1 HR: 0	SF: 0 SAC: 0 DP: 2 HBP: 0	WP: 0 PA: 32 PB: 0 SB: 2 CS: 1
PITCHER	IP WLS BF H R ER SO BB IBB HBP BLK WP HR S P ERA WHIP																
John Urea, R ERA: 5.19	(1, 1) 7.0 W 24 1 1 0 4 3 0 0 0 0 0 0 29 41 0.00 0.571																
Buddy Schultz, L ERA: 3.74	(8, 1) 2.0 8 3 1 1 1 1 0 0 0 0 0 0 9 13 4.50 2.000																

New York Mets @ St. Louis Cardinals
 Busch Stadium, St. Louis, MO
 Thu Sep 21 1978, 7:05 PM CDT
 Att: 3,912 - Unknown

AB 28
 R 2
 H 4
 RBI 2
 BB 4
 SO 5
 LOB 8



Batter	1	2	3	4	5	6	7	8	9	AB	R	H	RBI	BB	SO	LOB	BOTTOM		
Ken Oberkfell, L OBP: 0.182, SLG: 0.146	4-0 1B 3B BB		0-0 F9			0-0 F8			0-0 G3	3	1	0	0	1	0	2			
Dane Iorg, L OBP: 0.280, SLG: 0.296	0-0 3B 1B		0-3 K			0-0 F8			0-0 F5	4	1	1	0	0	1	1			
Tony Scott, S OBP: 0.281, SLG: 0.286	1-2 3B 1B		0-0 K			0-0 FC5-4 1-2			0-0 E6 G3-6-3	4	0	1	0	0	1	3			
George Hendrick, R OBP: 0.334, SLG: 0.471	0-3 K		0-0 1B			0-0 L3			0-0 G3-6-3 1-2	4	1	1	2	0	1	2			
Ted Simmons, S OBP: 0.375, SLG: 0.514	0-0 1B 3B		0-3 K			0-0 L3			0-0 G3-6-3 1-2	0	0	0	0	0	0	0			
Buddy Schultz, R OBP: 0.333, SLG: 0.600	1-H 2H 3H 1B		0-0 L8			4-0 E 1B BB			0-0 F7	3	1	1	1	1	0	1			
Keith Hernandez, L OBP: 0.353, SLG: 0.393	WP S 1B		0-0 L8			0-0 E6 1B E			0-0 F7	4	1	1	0	0	1	2			
Ken Reitz, R OBP: 0.276, SLG: 0.360	0-3 K		0-0 5-3			0-0 E6 1B E			0-0 F5-4-3 1B	4	1	1	0	0	1	2			
Terry Kennedy, L OBP: 0.348, SLG: 0.211	0-0 F4-1		0-0 F8			0-0 F5			0-0 F5-4-3 1-2	4	0	0	0	0	0	4			
Mike Phillips, L OBP: 0.318, SLG: 0.348		0-0 6-3		0-0 F8		0-0 E 1B				3	1	1	1	0	0	0			
John Urea, R OBP: 0.167, SLG: 0.130		0-0 6-3		0-0 F8		0-0 E8 FC5-4 1B				3	0	2	2	0	0	0			
Jerry Mumphrey, S OBP: 0.306, SLG: 0.328						0-0 E8 1B				0	0	0	0	0	0	0			
Inning Stats	R: 3 E: 0 K: 2 S: 10	H: 3 LOB: 1 BB: 1 P: 14	R: 0 E: 0 K: 0 S: 3	H: 0 LOB: 0 BB: 0 P: 3	R: 0 E: 0 K: 2 S: 8	H: 1 LOB: 1 BB: 0 P: 8	R: 0 E: 0 K: 0 S: 3	H: 0 LOB: 0 BB: 0 P: 3	R: 0 E: 0 K: 0 S: 4	H: 1 LOB: 1 BB: 0 P: 4	R: 3 E: 2 K: 0 S: 6	H: 2 LOB: 1 BB: 1 P: 10	R: 0 E: 1 K: 0 S: 3	H: 0 LOB: 0 BB: 0 P: 3	R: 0 E: 0 K: 0 S: 3	H: 1 LOB: 0 BB: 0 P: 3	1B: 7 2B: 0 3B: 1 HR: 0	SF: 0 SAC: 0 DP: 2 HBP: 0	WP: 1 PA: 34 PB: 0 SB: 1 CS: 0
PITCHER	IP WLS BF H R ER SO BB IBB HBP BLK WP HR S P ERA WHIP																		
Craig Swan, R ERA: 2.47	(1, 1) 7.0 L 31 7 6 3 4 2 0 0 0 0 0 0 37 45 3.86 1.286																		
Dwight Bernard, R ERA: 3.67	(8, 1) 1.0 3 1 0 0 0 0 0 0 0 0 0 0 3 3 0.00 1.000																		

New York Mets @ St. Louis Cardinals
 Busch Stadium, St. Louis, MO
 Thu Sep 21 1978, 7:05 PM CDT
 Att: 3,912 - Unknown

AB 32
 R 6
 H 8
 RBI 6
 BB 2
 SO 4
 LOB 15



Batter	1	2	3	4	5	6	7	8	9	AB	R	H	RBI	BB	SO	LOB	TOP								
Bake McBride, L OBP: 0.310, SLG: 0.384 (1, 9)										4	0	0	0	0	0	1	Philadelphia Phillies @ New York Mets Shea Stadium, Flushing, NY Sat Sep 23 1978, 3:33 AM EDT Unknown								
Larry Bowa, S OBP: 0.320, SLG: 0.371 (1, 6)										4	1	2	0	0	0	1									
Garry Maddox, R OBP: 0.329, SLG: 0.413 (1, 8)										4	0	2	1	0	0	1									
Greg Luzinski, R OBP: 0.385, SLG: 0.515 (8, PR)										3	0	0	0	1	0	2									
Jerry Martin, R OBP: 0.335, SLG: 0.453 (8, 7)										0	0	0	0	0	0	0									
Richie Hebner, L OBP: 0.373, SLG: 0.460 (1, 3)										4	0	0	0	0	1	2									
Mike Schmidt, R OBP: 0.386, SLG: 0.446 (1, 5)										4	0	2	0	0	0	0									
Bob Boone, R OBP: 0.349, SLG: 0.432 (1, 2)										3	0	1	0	1	0	1									
Ted Sizemore, R OBP: 0.281, SLG: 0.266 (1, 4)										2	0	0	0	2	0	2									
Larry Christenson, R OBP: 0.119, SLG: 0.127 (1, 1)										2	0	0	0	0	1	2									
Inning Stats	R: 0 E: 0 K: 0 S: 4	H: 1 LOB: 1 BB: 0 P: 4	R: 0 E: 0 K: 0 S: 3	H: 0 LOB: 0 BB: 0 P: 3	R: 0 E: 0 K: 1 S: 5	H: 0 LOB: 1 BB: 1 P: 7	R: 0 E: 0 K: 1 S: 5	H: 0 LOB: 0 BB: 0 P: 5	R: 0 E: 0 K: 0 S: 3	H: 2 LOB: 0 BB: 0 P: 3	R: 1 E: 0 K: 1 S: 7	H: 2 LOB: 1 BB: 0 P: 7	R: 0 E: 0 K: 0 S: 4	H: 1 LOB: 2 BB: 1 P: 8	R: 0 E: 0 K: 0 S: 4	H: 1 LOB: 2 BB: 1 P: 8	R: 0 E: 0 K: 0 S: 2	H: 0 LOB: 0 BB: 1 P: 6	1B: 6 2B: 1 3B: 0 HR: 0	SF: 0 SAC: 1 DP: 2 HBP: 0	WP: 0 PB: 0 SB: 3 CS: 0	PA: 35			
PITCHER	IP	WLS	BF	H	R	ER	SO	BB	IBB	HBP	BLK	WP	HR	S	P	ERA	WHIP								
Mike Bruhart, R ERA: 4.58 (1, 1)	7.0	L	27	6	1	1	2	1	1	0	0	0	0	29	37	1.29	1.000								
Jerry Koosman, L ERA: 3.75 (8, 1)	2.0		8	1	0	0	0	2	0	0	0	0	0	6	14	0.00	1.500								

AB	30
R	1
H	7
RBI	1
BB	4
SO	2
LOB	12



Batter	1	2	3	4	5	6	7	8	9	AB	R	H	RBI	BB	SO	LOB	BOTTOM								
Lee Mazzilli, S OBP: 0.356, SLG: 0.441 (1, 8)										4	0	1	0	0	0	1	Philadelphia Phillies @ New York Mets Shea Stadium, Flushing, NY Sat Sep 23 1978, 3:33 AM EDT Unknown								
Tim Foli, R OBP: 0.276, SLG: 0.315 (1, 6)										3	0	1	0	0	0	1									
Steve Henderson, R OBP: 0.332, SLG: 0.396 (1, 7)										3	0	0	0	0	1	1									
Jerry Koosman, R OBP: 0.086, SLG: 0.129 (8, 1)										0	0	0	0	0	0	0									
Ed Kranepool, L OBP: 0.275, SLG: 0.329 (9, PH)										1	0	0	0	0	0	1									
Willie Montanez, L OBP: 0.319, SLG: 0.396 (1, 3)										2	0	0	0	2	1	1									
John Stearns, R OBP: 0.365, SLG: 0.418 (1, 2)										4	0	0	0	0	1	3									
Dan Norman, R OBP: 0.190, SLG: 0.488 (1, 9)										3	0	0	0	0	1	0									
Elliott Maddox, R OBP: 0.376, SLG: 0.336 (1, 5)										3	0	0	0	0	0	0									
Doug Flynn, R OBP: 0.281, SLG: 0.292 (1, 4)										3	0	1	0	0	1	0									
Mike Bruhart, R OBP: 0.077, SLG: 0.077 (1, 1)										2	0	0	0	0	0	0									
Joel Youngblood, R OBP: 0.295, SLG: 0.450 (8, 7)										1	0	0	0	0	0	1									
Inning Stats	R: 0 E: 0 K: 1 S: 6	H: 1 LOB: 1 BB: 0 P: 6	R: 0 E: 0 K: 0 S: 3	H: 0 LOB: 0 BB: 0 P: 3	R: 0 E: 1 K: 1 S: 6	H: 0 LOB: 1 BB: 0 P: 6	R: 0 E: 0 K: 0 S: 2	H: 0 LOB: 0 BB: 1 P: 6	R: 0 E: 0 K: 0 S: 3	H: 0 LOB: 0 BB: 0 P: 3	R: 0 E: 0 K: 2 S: 7	H: 0 LOB: 0 BB: 0 P: 7	R: 0 E: 0 K: 1 S: 6	H: 1 LOB: 1 BB: 0 P: 6	R: 0 E: 0 K: 0 S: 4	H: 1 LOB: 2 BB: 1 P: 8	1B: 2 2B: 1 3B: 0 HR: 0	SF: 0 SAC: 1 DP: 0 HBP: 0	WP: 0 PB: 0 SB: 0 CS: 1	PA: 32					
PITCHER	IP	WLS	BF	H	R	ER	SO	BB	IBB	HBP	BLK	WP	HR	S	P	ERA	WHIP								
Larry Christenson, R ERA: 3.2 (1, 1)	9.0	W	32	3	0	0	5	1	1	0	0	0	0	40	48	0.00	0.444								

AB	29
R	0
H	3
RBI	0
BB	2
SO	5
LOB	9



Batter	1	2	3	4	5	6	7	8	9	AB	R	H	RBI	BB	SO	LOB	TOP								
Bake McBride, L OBP: 0.311, SLG: 0.384	0-0 SH1-3 1B	0-0 FC1-5-2 3B		0-0 4-3		0-0 1B S 1B		0-0 F7		5	1	2	0	0	0	2	Philadelphia Phillies @ New York Mets Shea Stadium, Flushing, NY Sat Sep 23 1978, 3:38 AM EDT Att: 9,694 - Unknown								
Larry Bowa, S OBP: 0.325, SLG: 0.381	0-0 SH1-3 1B	0-0 2-3 3-H 3B		0-0 1B 2B		0-0 1-3 FC6-4 1B		0-0 L5-3 1B		5	1	5	3	0	0										
Garry Maddox, R OBP: 0.329, SLG: 0.412	0-0 SH1-3	0-0 K		0-0 CS 1B		0-0 FC6-4		0-0 L5-3		4	0	1	1	0	1	4									
Greg Luzinski, R OBP: 0.384, SLG: 0.511 Jerry Martin, R OBP: 0.335, SLG: 0.453	0-0 F9		4-0 CS BB	0-0 F	0-0 F6-3		0-0 F8		0-0 K	5	0	0	0	1	1	3									
Richie Hebner, L OBP: 0.372, SLG: 0.465	0-0 4-3		0-0 F7		0-0 F6		0-0 HR			4	1	1	1	0	0	3									
Mike Schmidt, R OBP: 0.386, SLG: 0.445		1-0 1B S HBP	4-0 E BB		4-0 CS BB		0-3 K			1	1	0	0	2	1	0									
Bob Boone, R OBP: 0.351, SLG: 0.431		0-0 1B FC6-4 1B	4-0 FC6-4 BB		0-0 CS 1-2	0-0 F8	0-0 L7			3	0	1	0	1	0	0									
Ted Sizemore, R OBP: 0.281, SLG: 0.266		0-0 FC1-5-2 SH1-3 3B 1B	0-0 FC6-4		0-0 P4		0-0 F9			4	1	1	1	0	0	2									
Dick Ruthven, R OBP: 0.237, SLG: 0.280	0-0 SH1-3		0-3 K		0-0 1B 1B		0-0 F6-3			3	1	1	0	0	1	0									
Inning Stats	R: 0 E: 0 K: 1 S: 5	H: 2 LOB: 2 BB: 0 P: 5	R: 3 E: 0 K: 1 S: 8	H: 3 LOB: 1 BB: 0 P: 9	R: 0 E: 1 K: 0 S: 2	H: 0 LOB: 0 BB: 0 P: 14	R: 1 E: 0 K: 1 S: 6	H: 2 LOB: 0 BB: 0 P: 6	R: 0 E: 0 K: 0 S: 2	H: 0 LOB: 0 BB: 1 P: 6	R: 1 E: 0 K: 0 S: 6	H: 3 LOB: 2 BB: 0 P: 6	R: 1 E: 0 K: 0 S: 6	H: 1 LOB: 0 BB: 0 P: 6	R: 0 E: 0 K: 0 S: 3	H: 0 LOB: 0 BB: 0 P: 3	R: 0 E: 0 K: 1 S: 5	H: 1 LOB: 0 BB: 0 P: 5	1B: 9 2B: 2 3B: 1 HR: 1	SF: 0 SAC: 2 DP: 1 HBP: 1	WP: 0 PB: 0 SB: 2 CS: 3	PA: 42			
PITCHER	IP	WLS	BF	H	R	ER	SO	BB	IBB	HBP	BLK	WP	HR	S	P	ERA	WHIP								
Roy Lee Jackson, R ERA: 9.24	3.0		17	5	3	3	1	3	0	1	0	0	0	15	28	9.00	2.667								
Dwight Bernard, R ERA: 3.94	4.0	L	18	6	3	3	2	1	0	0	0	0	1	20	24	6.75	1.750								
Mardie Cornejo, R ERA: 2.67	2.0		6	1	0	0	1	0	0	0	0	0	0	8	8	0.00	0.500								

Batter	1	2	3	4	5	6	7	8	9	AB	R	H	RBI	BB	SO	LOB	BOTTOM								
Lenny Randle, S OBP: 0.333, SLG: 0.326	0-0 HR		0-0 6-3		0-0 4-3			0-0 F8		4	1	1	1	0	0	0	Philadelphia Phillies @ New York Mets Shea Stadium, Flushing, NY Sat Sep 23 1978, 3:38 AM EDT Att: 9,694 - Unknown								
Bruce Boisclair, L OBP: 0.297, SLG: 0.327	0-0 F1		0-0 BB 2B 1B		0-0 6-3		0-0 P6			4	1	1	0	0	0	0									
Lee Mazzilli, S OBP: 0.356, SLG: 0.438	0-3 K		4-0 2B BB		0-0 P6		0-0 F7			3	1	0	0	1	1	0									
Willie Montanez, L OBP: 0.322, SLG: 0.399	0-0 1B		0-0 1-H 2-H 2B		4-0 G5-4-3 BB		0-0 P6		0-0 P6	3	0	2	2	1	0	0									
Steve Henderson, R OBP: 0.330, SLG: 0.393	0-3 K		0-3 K		0-0 G5-4-3		0-0 F7			4	0	0	0	0	2	3									
Joel Youngblood, R OBP: 0.290, SLG: 0.443		0-3 K		0-0 5-3		0-0 5-3		0-3 K		4	0	0	0	0	2	0									
Ron Hodges, L OBP: 0.330, SLG: 0.323	0-0 4-3		0-0 E4		0-0 F8					3	0	0	0	0	0	0									
Doug Flynn, R OBP: 0.280, SLG: 0.290	0-0 F8		0-0 F4		0-3 K					3	0	0	0	0	1	1									
Roy Lee Jackson, R OBP: 0.667, SLG: 0.667 Alex Trevino, R (3, PH)			0-0 6-3		0-0 6-3		0-3 K			0	0	0	0	0	0	0									
Dwight Bernard, R OBP: 0.400, SLG: 0.250 Tom Grieve, R (7, PH) Mardie Cornejo, R (8, 1)			0-0 6-3		0-0 6-3		0-0 K			1	0	0	0	0	0	1									
Inning Stats	R: 1 E: 0 K: 2 S: 9	H: 2 LOB: 1 BB: 0 P: 9	R: 0 E: 0 K: 1 S: 5	H: 0 LOB: 0 BB: 0 P: 5	R: 2 E: 0 K: 1 S: 7	H: 2 LOB: 1 BB: 1 P: 11	R: 0 E: 1 K: 0 S: 4	H: 0 LOB: 0 BB: 0 P: 4	R: 0 E: 0 K: 0 S: 3	H: 0 LOB: 0 BB: 0 P: 3	R: 0 E: 0 K: 2 S: 7	H: 0 LOB: 0 BB: 0 P: 7	R: 0 E: 0 K: 0 S: 3	H: 0 LOB: 0 BB: 0 P: 3	R: 0 E: 0 K: 1 S: 5	H: 0 LOB: 0 BB: 0 P: 5	1B: 2 2B: 1 3B: 0 HR: 1	SF: 0 SAC: 0 DP: 1 HBP: 0	WP: 0 PB: 0 SB: 0 CS: 0	PA: 33					
PITCHER	IP	WLS	BF	H	R	ER	SO	BB	IBB	HBP	BLK	WP	HR	S	P	ERA	WHIP								
Dick Ruthven, R ERA: 3.31	9.0	W	33	4	3	3	7	2	0	0	0	0	1	45	53	3.00	0.667								

Batter	1	2	3	4	5	6	7	8	9	AB	R	H	RBI	BB	SO	LOB	TOP					
Bake McBride, L OBP: 0.314, SLG: 0.393 (1, 9)										5	2	3	1	0	0	1	Philadelphia Phillies @ New York Mets Shea Stadium, Flushing, NY Sun Sep 24 1978, 3:33 AM EDT Att: 25,473 - Unknown					
Larry Bowa, S OBP: 0.323, SLG: 0.378 (1, 6)										4	0	0	0	0	0	2						
Bud Harrelson, S OBP: 0.348, SLG: 0.242 (9, PH)										1	0	0	0	0	1	1						
Garry Maddox, R OBP: 0.328, SLG: 0.411 (1, 8)										4	0	1	2	0	0	0						
Kerry Dineen, L (9, PH)										0	0	0	0	1	0	0						
Lonnie Smith, R (9, 7)										0	0	0	0	0	0	0						
Greg Luzinski, R OBP: 0.383, SLG: 0.511 (1, 7)										4	1	1	0	0	0	1						
Jerry Martin, R OBP: 0.337, SLG: 0.453 (7, 7)										0	0	0	0	1	0	0						
Richie Hebner, L OBP: 0.373, SLG: 0.471 (1, 3)										5	2	2	1	0	1	3						
Mike Schmidt, R OBP: 0.388, SLG: 0.444 (1, 5)										2	1	0	1	1	0	0						
Tim McCarver, L OBP: 0.360, SLG: 0.343 (1, 2)										2	1	1	3	2	0	0						
Barry Foote, R OBP: 0.179, SLG: 0.218 (9, 2)										0	0	0	0	0	0	0						
Ted Sizemore, R OBP: 0.281, SLG: 0.266 (1, 4)										4	1	1	0	0	0	1						
Steve Carlton, L OBP: 0.299, SLG: 0.337 (1, 1)										3	0	1	0	0	2	1						
Orlando Gonzalez, L OBP: 0.143, SLG: 0.150 (9, PH)										1	0	0	0	0	0	0						
Warren Brusstar, R OBP: 0.143, SLG: 0.286 (9, 1)										0	0	0	0	0	0	0						
Inning Stats	R: 1 E: 0 K: 0 S: 4	H: 1 LOB: 0 BB: 0 P: 4	R: 0 E: 0 K: 0 S: 2	H: 0 LOB: 0 BB: 1 P: 6	R: 2 E: 1 K: 1 S: 8	H: 3 LOB: 1 BB: 0 P: 8	R: 1 E: 0 K: 0 S: 4	H: 1 LOB: 0 BB: 0 P: 4	R: 0 E: 0 K: 1 S: 5	H: 0 LOB: 0 BB: 0 P: 5	R: 4 E: 0 K: 0 S: 7	H: 4 LOB: 1 BB: 1 P: 11	R: 0 E: 0 K: 0 S: 3	H: 0 LOB: 0 BB: 0 P: 3	R: 0 E: 0 K: 0 S: 3	H: 0 LOB: 1 BB: 1 P: 7	R: 0 E: 0 K: 2 S: 8	H: 1 LOB: 3 BB: 2 P: 16	1B: 5 2B: 2 3B: 1 HR: 2	SF: 1 SAC: 0 DP: 0 HBP: 0	WP: 0 PB: 0 SB: 0 CS: 0	PA: 42
PITCHER	IP WLS BF H R ER SO BB IBB HBP BLK WP HR S P ERA WHIP																					
Nino Espinosa, R ERA: 4.86 (1, 1)	5.1 L 25 8 8 8 2 2 0 0 0 0 0 2 27 35 13.50 1.875																					
Paul Siebert, L ERA: 5.14 (6, 1)	1.2 6 1 0 0 0 0 0 0 0 0 0 0 6 6 0.00 0.600																					
Mardie Cornejo, R ERA: 2.6 (8, 1)	1.0 4 0 0 0 0 1 0 0 0 0 0 0 3 7 0.00 1.000																					
Juan Berenguer, R ERA: 12.86 (9, 1)	1.0 6 1 0 0 2 2 0 0 0 0 0 0 8 16 0.00 3.000																					

Philadelphia Phillies @ New York Mets
Shea Stadium, Flushing, NY
Sun Sep 24 1978, 3:33 AM EDT
Att: 25,473 - Unknown

AB 35
R 8
H 10
RBI 8
BB 5
SO 4
LOB 10



Batter	1	2	3	4	5	6	7	8	9	AB	R	H	RBI	BB	SO	LOB	BOTTOM					
Lee Mazzilli, S OBP: 0.355, SLG: 0.437 (1, 8)										4	1	1	0	0	0	1	Philadelphia Phillies @ New York Mets Shea Stadium, Flushing, NY Sun Sep 24 1978, 3:33 AM EDT Att: 25,473 - Unknown					
Tim Foli, R OBP: 0.278, SLG: 0.319 (1, 6)										4	0	2	1	0	0	1						
Steve Henderson, R OBP: 0.331, SLG: 0.395 (1, 7)										3	0	1	0	1	0	2						
Willie Montanez, L OBP: 0.320, SLG: 0.396 (1, 3)										4	0	0	0	0	1	3						
John Stearns, R OBP: 0.365, SLG: 0.416 (1, 2)										4	0	1	0	0	0	3						
Juan Berenguer, R (9, 1)										0	0	0	0	0	0	0						
Dan Norman, R OBP: 0.217, SLG: 0.477 (1, 9)										3	0	1	0	1	1	0						
Elliott Maddox, R OBP: 0.373, SLG: 0.332 (1, 5)										4	0	0	0	0	1	3						
Doug Flynn, R OBP: 0.280, SLG: 0.290 (1, 4)										4	1	1	0	0	0	1						
Nino Espinosa, R OBP: 0.231, SLG: 0.266 (1, 1)										1	0	0	0	0	1	1						
Paul Siebert, L (6, 1)										0	0	0	0	0	0	0						
Bobby Valentine, R OBP: 0.339, SLG: 0.321 (7, PH)										1	0	0	0	0	0	0						
Mardie Cornejo, R (8, 1)										0	0	0	0	0	0	0						
Alex Trevino, R (9, 2)										0	0	0	0	0	0	0						
Inning Stats	R: 0 E: 0 K: 0 S: 4	H: 1 LOB: 2 BB: 1 P: 8	R: 0 E: 0 K: 1 S: 5	H: 0 LOB: 1 BB: 1 P: 9	R: 1 E: 1 K: 1 S: 6	H: 1 LOB: 0 BB: 0 P: 6	R: 0 E: 0 K: 1 S: 5	H: 0 LOB: 0 BB: 0 P: 5	R: 1 E: 0 K: 0 S: 5	H: 2 LOB: 1 BB: 0 P: 5	R: 0 E: 0 K: 0 S: 4	H: 2 LOB: 1 BB: 0 P: 4	R: 0 E: 0 K: 0 S: 3	H: 0 LOB: 0 BB: 0 P: 3	R: 0 E: 0 K: 0 S: 4	H: 1 LOB: 1 BB: 0 P: 4	R: 0 E: 0 K: 1 S: 5	H: 0 LOB: 0 BB: 0 P: 5	1B: 5 2B: 2 3B: 0 HR: 0	SF: 0 SAC: 1 DP: 1 HBP: 0	WP: 0 PB: 0 SB: 0 CS: 1	PA: 36
PITCHER	IP WLS BF H R ER SO BB IBB HBP BLK WP HR S P ERA WHIP																					
Steve Carlton, L ERA: 2.86 (1, 1)	8.0 W 32 7 2 1 3 2 0 0 0 1 0 0 36 44 1.12 1.125																					
Warren Brusstar, R ERA: 2.25 (9, 1)	1.0 3 0 0 0 1 0 0 0 0 0 0 0 5 4 0.00 0.000																					

Philadelphia Phillies @ New York Mets
Shea Stadium, Flushing, NY
Sun Sep 24 1978, 3:33 AM EDT
Att: 25,473 - Unknown

AB 32
R 2
H 7
RBI 1
BB 2
SO 4
LOB 15



Batter	1	2	3	4	5	6	7	8	9	AB	R	H	RBI	BB	SO	LOB	TOP			
Garry Templeton, S (1, 6) OBP: 0.302, SLG: 0.375	F3			F4-3		CS 2B		K		4	0	1	0	0	1	0	St. Louis Cardinals @ New York Mets Shea Stadium, Flushing, NY Mon Sep 25 1978, 7:05 PM EDT Att: 3,697 - Unknown			
Jerry Mumphrey, S (1, 7) OBP: 0.314, SLG: 0.339	K			F6-4-3 1B		CS	1B 1B	F	2B	4	1	3	0	0	1	0				
Jerry Morales, R (1, 9) OBP: 0.289, SLG: 0.338	F8			F6-4-3 1-2			SH 1B 1B	F8		4	1	1	0	0	0	2				
George Hendrick, R (1, 8) OBP: 0.332, SLG: 0.467		6-3			F9		SH 1B 1B	K		4	0	1	1	0	1	1				
Ken Reitz, R (1, 5) OBP: 0.280, SLG: 0.357		K			K		SH 1B 1B		BB 1B	3	1	1	0	0	2	0				
Roger Freed, R (1, 3) OBP: 0.301, SLG: 0.388 Mike Ramsey, S (7, PR) Keith Hernandez, L (7, 3) OBP: 0.352, SLG: 0.388		1-3			E 1B		1B 1B		K	3	0	2	1	0	0	0				
Steve Swisher, R (1, 2) OBP: 0.325, SLG: 0.343				6-3	F9		1-2 2-3 3-H	F8	BB	3	0	0	0	1	0	3				
Mike Tyson, R (1, 4) OBP: 0.283, SLG: 0.305				F3		F9	1-3 2-H		K	4	0	1	1	0	1	2				
Silvio Martinez, R (1, 1) OBP: 0.170, SLG: 0.213				K		K		K	K	4	0	0	0	0	4	4				
Inning Stats	R: 0 E: 0 K: 1 S: 5	H: 0 LOB: 0 BB: 0 P: 5	R: 0 E: 0 K: 1 S: 5	H: 0 LOB: 0 BB: 0 P: 5	R: 0 E: 0 K: 1 S: 5	H: 1 LOB: 0 BB: 0 P: 3	R: 0 E: 1 K: 1 S: 6	H: 1 LOB: 1 BB: 0 P: 6	R: 0 E: 0 K: 1 S: 5	H: 1 LOB: 0 BB: 0 P: 5	R: 3 E: 1 K: 1 S: 10	H: 5 LOB: 2 BB: 0 P: 10	R: 0 E: 1 K: 3 S: 8	H: 1 LOB: 1 BB: 0 P: 8	R: 0 E: 0 K: 3 S: 10	H: 1 LOB: 2 BB: 1 P: 14		1B: 8 2B: 2 3B: 0 HR: 0	SF: 0 SAC: 1 DP: 1 HBP: 0	WP: 0 PB: 0 SB: 0 CS: 1
PITCHER	IP WLS BF H R ER SO BB IBB HBP BLK WP HR S P ERA WHIP																			
Kevin Kobel, L (1, 1) ERA: 3.02	6.1 L 24 7 3 2 5 0 0 0 0 0 0 0 34 34 2.84 1.105																			
Jerry Koosman, L (7, 1) ERA: 3.71	2.2 12 3 0 0 6 1 0 0 0 0 0 0 23 27 0.00 1.500																			

AB	34
R	3
H	10
RBI	3
BB	1
SO	11
LOB	13



Batter	1	2	3	4	5	6	7	8	9	AB	R	H	RBI	BB	SO	LOB	BOTTOM			
Elliott Maddox, R (1, 9) OBP: 0.371, SLG: 0.330	F8			BB		K			L5	3	0	0	0	1	1	0	St. Louis Cardinals @ New York Mets Shea Stadium, Flushing, NY Mon Sep 25 1978, 7:05 PM EDT Att: 3,697 - Unknown			
Tim Foli, R (1, 6) OBP: 0.275, SLG: 0.316	F4			P6			6-3		L5	4	0	0	0	0	0	1				
Lee Mazzilli, S (1, 8) OBP: 0.353, SLG: 0.434 Bruce Boisclair, L (9, 9) OBP: 0.297, SLG: 0.327	F6			F9			3-1			3	0	0	0	0	0	1				
Willie Montanez, L (1, 3) OBP: 0.318, SLG: 0.394		G3		F8			6-3			3	0	0	0	0	0	1				
John Stearns, R (1, 2) OBP: 0.366, SLG: 0.416		CS 1B			K			G4-6-3 BB		2	0	1	0	1	1	0				
Steve Henderson, R (1, 7) OBP: 0.331, SLG: 0.394		L7			F8			G4-6-3 1B		3	0	1	0	0	0	1				
Lenny Randle, S (1, 5) OBP: 0.331, SLG: 0.323				F7		K		G4-6-3 1-2 2-3		3	0	0	0	0	1	2				
Doug Flynn, R (1, 4) OBP: 0.278, SLG: 0.288				K		F5-3		K		3	0	0	0	0	2	1				
Kevin Kobel, R (1, 1) OBP: 0.217, SLG: 0.227 Jerry Koosman, R (7, 1) OBP: 0.096, SLG: 0.129 Ron Hodges, L (9, PH) OBP: 0.327, SLG: 0.320				K		F7		F8		2	0	0	0	0	1	0				
Inning Stats	R: 0 E: 0 K: 0 S: 3	H: 1 LOB: 0 BB: 0 P: 3	R: 0 E: 0 K: 2 S: 7	H: 0 LOB: 0 BB: 0 P: 7	R: 0 E: 0 K: 0 S: 3	H: 0 LOB: 1 BB: 1 P: 7	R: 0 E: 0 K: 2 S: 7	H: 0 LOB: 0 BB: 0 P: 7	R: 0 E: 0 K: 1 S: 5	H: 0 LOB: 0 BB: 0 P: 5	R: 0 E: 0 K: 0 S: 3	H: 0 LOB: 0 BB: 0 P: 3	R: 0 E: 0 K: 1 S: 5	H: 1 LOB: 1 BB: 1 P: 9	R: 0 E: 0 K: 0 S: 3	H: 0 LOB: 0 BB: 0 P: 3		1B: 2 2B: 0 3B: 0 HR: 0	SF: 0 SAC: 0 DP: 1 HBP: 0	WP: 0 PB: 0 SB: 0 CS: 1
PITCHER	IP WLS BF H R ER SO BB IBB HBP BLK WP HR S P ERA WHIP																			
Silvio Martinez, R (1, 1) ERA: 3.64	9.0 W 29 2 0 0 6 2 0 0 0 0 0 0 39 47 0.00 0.444																			



Batter	1	2	3	4	5	6	7	8	9	AB	R	H	RBI	BB	SO	LOB	TOP			
Jerry Mumphrey, S (1, 8) OBP: 0.316, SLG: 0.339	F8			F6-4-3 BB		F7		1B		3	0	1	0	1	0	0	St. Louis Cardinals @ New York Mets Shea Stadium, Flushing, NY Tue Sep 26 1978, 7:05 PM EDT Att: 3,698 - Unknown			
Ken Oberkfell, L (1, 4) OBP: 0.160, SLG: 0.128	6-3			F6-4-3 1-2		5-3		F4-3		4	0	0	0	0	0	2				
Keith Hernandez, L (1, 3) OBP: 0.351, SLG: 0.389	6-3			1B 2B		F7			K	4	1	1	0	0	1	0				
Ted Simmons, S (1, 7) OBP: 0.376, SLG: 0.509		L3		BB 1B				F8		4	0	2	1	0	0	0				
Tony Scott, S (9, PR) OBP: 0.290, SLG: 0.284				2H 1B					1B 1B	0	0	0	0	0	0	0				
Dane Iorg, L (1, 9) OBP: 0.291, SLG: 0.333	F9			1-2 BB		F4-3		F7		3	0	0	0	1	0	1				
Wayne Garrett, L (1, 5) OBP: 0.344, SLG: 0.326	F9			BB						4	0	2	0	0	0	2				
Mike Ramsey, S (9, PR)				F5				2B		0	0	0	0	0	0	0				
Terry Kennedy, L (1, 2) OBP: 0.300, SLG: 0.192			F6		F4-3		3-1		F9	4	0	0	0	0	0	3				
Mike Phillips, L (1, 6) OBP: 0.319, SLG: 0.350			K		F4			F8		3	0	0	0	0	1	0				
Rob Dressler, R (1, 1)			K		1-3			6-3		2	0	0	0	0	1	0				
Dan O'Brien, R (7, 1)										0	0	0	0	0	0	0				
Lou Brock, L (8, PH) OBP: 0.261, SLG: 0.247										1	0	0	0	0	0	0				
Mark Littell, L (8, 1)										0	0	0	0	0	0	0				
Inning Stats	R: 0 E: 0 K: 0 S: 3	H: 0 LOB: 0 BB: 0 P: 3	R: 0 E: 0 K: 0 S: 3	H: 0 LOB: 0 BB: 0 P: 3	R: 0 E: 0 K: 2 S: 7	H: 0 LOB: 0 BB: 0 P: 7	R: 1 E: 0 K: 0 S: 4	H: 2 LOB: 2 BB: 2 P: 12	R: 0 E: 0 K: 0 S: 3	H: 0 LOB: 0 BB: 0 P: 3	R: 0 E: 0 K: 0 S: 4	H: 1 LOB: 1 BB: 0 P: 4	R: 0 E: 0 K: 0 S: 4	H: 1 LOB: 1 BB: 0 P: 4	R: 0 E: 0 K: 1 S: 7	H: 2 LOB: 2 BB: 0 P: 7	1B: 4 2B: 2 3B: 0 HR: 0	SF: 0 SAC: 0 DP: 1 HBP: 0	WP: 0 PB: 0 SB: 0 CS: 0	PA: 34
PITCHER	IP WLS BF H R ER SO BB IBB HBP BLK WP HR S P ERA WHIP																			
Craig Swan, R (1, 1) ERA: 2.43	7.0 W 25 3 1 1 2 2 0 0 0 0 0 0 27 35 1.29 0.714																			
Dale Murray, R (8, 1) ERA: 3.95	2.0 S 9 3 0 0 1 0 0 0 0 0 0 0 11 11 0.00 1.500																			

Batter	1	2	3	4	5	6	7	8	9	AB	R	H	RBI	BB	SO	LOB	BOTTOM			
Gil Flores, R (1, 8) OBP: 0.308, SLG: 0.333	1B 3B		5-3			K		P3		4	1	1	0	0	1	0	St. Louis Cardinals @ New York Mets Shea Stadium, Flushing, NY Tue Sep 26 1978, 7:05 PM EDT Att: 3,698 - Unknown			
Tim Foli, R (1, 6) OBP: 0.282, SLG: 0.321	G4-6-3 1B		FC6-4 1B			2B 1-3 1B		WP HBP		3	1	3	1	0	0	0				
Steve Henderson, R (1, 7) OBP: 0.331, SLG: 0.395	G4-6-3 1-2		FC6-4 1-2			1-3 1B		K		4	1	1	0	0	1	3				
Joel Youngblood, R (9, 7) OBP: 0.290, SLG: 0.443						1-3 1B		2B		0	0	0	0	0	0	0				
Willie Montanez, L (1, 3) OBP: 0.319, SLG: 0.395	2B			5-3		1B 1-3 IBB		K		3	0	1	0	1	1	1				
John Stearns, R (1, 2) OBP: 0.364, SLG: 0.414	L6			6-3		1-3				3	0	0	1	0	0	3				
Dan Norman, R (1, 9) OBP: 0.224, SLG: 0.468		F7		4-3		1-2 2-3 3-H 1B				3	0	1	1	0	0	0				
Lenny Randle, S (1, 5) OBP: 0.329, SLG: 0.321		5-3			G2			5-3		3	0	0	0	0	0	0				
Doug Flynn, R (1, 4) OBP: 0.278, SLG: 0.288		F6-3			G4-6-3 1B			K		3	0	1	0	0	1	0				
Craig Swan, R (1, 1) OBP: 0.191, SLG: 0.154			4-3					K		2	0	0	0	0	0	1				
Bruce Boicclair, L (7, PH) ERA: 4.5					G4-6-3			K		1	0	0	0	0	1	0				
Dale Murray, R (8, 1) ERA: 2.82								K		0	0	0	0	0	0	0				
Inning Stats	R: 1 E: 0 K: 0 S: 5	H: 3 LOB: 1 BB: 0 P: 5	R: 0 E: 0 K: 0 S: 3	H: 0 LOB: 0 BB: 0 P: 3	R: 0 E: 0 K: 0 S: 4	H: 1 LOB: 1 BB: 0 P: 4	R: 0 E: 0 K: 0 S: 3	H: 0 LOB: 0 BB: 0 P: 3	R: 0 E: 0 K: 1 S: 7	H: 3 LOB: 2 BB: 1 P: 11	R: 0 E: 0 K: 2 S: 7	H: 0 LOB: 0 BB: 0 P: 7	R: 0 E: 0 K: 2 S: 7	H: 0 LOB: 1 BB: 0 P: 8	R: 0 E: 0 K: 2 S: 7	H: 0 LOB: 1 BB: 0 P: 8	1B: 5 2B: 2 3B: 1 HR: 0	SF: 0 SAC: 0 DP: 2 HBP: 1	WP: 1 PB: 0 SB: 0 CS: 0	PA: 31
PITCHER	IP WLS BF H R ER SO BB IBB HBP BLK WP HR S P ERA WHIP																			
Rob Dressler, R (1, 1) ERA: 2.45	6.0 L 24 8 3 3 1 0 0 0 0 0 0 25 29 4.50 1.333																			
Dan O'Brien, R (7, 1) ERA: 4.5	1.0 3 0 0 0 2 0 0 0 0 0 0 7 7 0.00 0.000																			
Mark Littell, R (8, 1) ERA: 2.82	1.0 4 0 0 0 2 0 0 1 0 1 0 7 8 0.00 0.000																			

AB 32
R 1
H 6
RBI 1
BB 2
SO 3
LOB 8



AB 29
R 3
H 8
RBI 3
BB 1
SO 5
LOB 8



Batter	1	2	3	4	5	6	7	8	9	AB	R	H	RBI	BB	SO	LOB	TOP										
Gil Flores, R OBP: 0.323, SLG: 0.345 (1, 8)										5	1	2	0	0	1	1	New York Mets @ Chicago Cubs Wrigley Field, Chicago, IL Fri Sep 29 1978, 3:33 AM CDT Sunny - 67 F										
Tim Foli, R OBP: 0.282, SLG: 0.320 (1, 6)										4	0	1	0	0	0	1											
Steve Henderson, R OBP: 0.330, SLG: 0.394 (1, 7)										4	1	1	0	0	0	2											
Willie Montanez, L OBP: 0.319, SLG: 0.393 (1, 3)										3	0	0	0	1	0	1											
Dan Norman, R OBP: 0.245, SLG: 0.460 (1, 9)										3	0	1	1	1	0	0											
Ron Hodges, L OBP: 0.325, SLG: 0.317 (1, 2)										4	0	1	0	0	0	3											
Elliott Maddox, R OBP: 0.370, SLG: 0.329 (1, 5)										4	1	1	0	0	0	2											
Jerry Koosman, R OBP: 0.086, SLG: 0.129 (8, 1)										0	0	0	0	0	0	0											
Doug Flynn, R OBP: 0.280, SLG: 0.293 (1, 4)										3	0	1	1	1	1	0											
Nino Espinosa, R OBP: 0.221, SLG: 0.254 (1, 1)										3	0	0	0	0	2	3											
Lenny Randle, S OBP: 0.331, SLG: 0.321 (8, 5)										0	0	0	0	1	0	0											
Inning Stats	R: 1 E: 0 K: 0 S: 4	H: 2 LOB: 0 BB: 0 P: 4	R: 0 E: 0 K: 1 S: 5	H: 0 LOB: 2 BB: 2 P: 13	R: 0 E: 0 K: 0 S: 4	H: 1 LOB: 1 BB: 0 P: 4	R: 1 E: 0 K: 1 S: 9	H: 2 LOB: 1 BB: 0 P: 11	R: 1 E: 0 K: 1 S: 7	H: 2 LOB: 2 BB: 0 P: 11	R: 0 E: 0 K: 0 S: 3	H: 0 LOB: 0 BB: 0 P: 3	R: 0 E: 0 K: 0 S: 3	H: 0 LOB: 1 BB: 0 P: 3	R: 0 E: 0 K: 0 S: 4	H: 1 LOB: 1 BB: 0 P: 4	R: 0 E: 0 K: 1 S: 8	H: 0 LOB: 1 BB: 0 P: 12	1B: 7 2B: 0 3B: 1 HR: 0	SF: 0 SAC: 1 DP: 1 HBP: 0	WP: 1 PB: 0 SB: 1 CS: 0	PA: 38					
PITCHER	IP	WLS	BF	H	R	ER	SO	BB	IBB	HBP	BLK	WP	HR	S	P	ERA	WHIP										
Rick Reuschel, R ERA: 3.41 (1, 1)	8.0	L	34	8	3	3	3	2	1	0	0	1	0	39	53	3.38	1.250										
Donnie Moore, R ERA: 4.07 (9, 1)	1.0		4	0	0	0	1	1	0	0	0	0	0	8	12	0.00	1.000										

AB	33
R	3
H	8
RBI	2
BB	4
SO	4
LOB	13



Batter	1	2	3	4	5	6	7	8	9	AB	R	H	RBI	BB	SO	LOB	BOTTOM										
Ivan De Jesus, R OBP: 0.355, SLG: 0.354 (1, 6)										5	1	2	0	0	0	2	New York Mets @ Chicago Cubs Wrigley Field, Chicago, IL Fri Sep 29 1978, 3:33 AM CDT Sunny - 67 F										
Greg Gross, L OBP: 0.325, SLG: 0.354 (1, 8)										5	1	1	0	0	1	0											
Bill Buckner, L OBP: 0.343, SLG: 0.418 (1, 3)										4	0	2	0	1	0	2											
Rudy Meoli, L OBP: 0.273, SLG: 0.185 (9, PR)										1	0	0	0	1	0	1											
Bobby Murcer, L OBP: 0.377, SLG: 0.404 (1, 9)										3	0	0	0	0	0	3											
Scot Thompson, L OBP: 0.355, SLG: 0.333 (4, 8)										4	0	0	1	0	2	6											
Dave Kingman, R OBP: 0.330, SLG: 0.537 (1, 7)										4	0	0	1	0	2	6											
Manny Trillo, R OBP: 0.320, SLG: 0.332 (1, 4)										4	0	0	0	0	0	4											
Dave Rader, L OBP: 0.280, SLG: 0.293 (1, 2)										4	0	3	0	0	0	0											
Rodney Scott, S OBP: 0.401, SLG: 0.309 (8, PR)										0	0	0	0	0	0	0											
Mick Kelleher, R OBP: 0.299, SLG: 0.256 (1, 5)										2	0	0	0	0	0	1											
Larry Blittner, L OBP: 0.298, SLG: 0.341 (8, PH)										0	0	0	0	0	0	0											
Gene Clines, R OBP: 0.325, SLG: 0.323 (8, PH)										1	0	0	0	0	1	1											
Tim Blackwell, S OBP: 0.367, SLG: 0.252 (9, 2)										0	0	0	0	0	0	0											
Rick Reuschel, R OBP: 0.190, SLG: 0.164 (1, 1)										2	0	0	0	0	2	2											
Davey Johnson, R OBP: 0.323, SLG: 0.355 (8, PH)										1	0	0	0	0	0	2											
Donnie Moore, L OBP: 0.353, SLG: 0.333 (9, 1)										0	0	0	0	0	0	0											
Inning Stats	R: 0 E: 0 K: 1 S: 13	H: 2 LOB: 3 BB: 1 P: 20	R: 0 E: 0 K: 0 S: 3	H: 0 LOB: 1 BB: 0 P: 4	R: 0 E: 0 K: 1 S: 7	H: 0 LOB: 1 BB: 1 P: 13	R: 0 E: 0 K: 1 S: 6	H: 1 LOB: 1 BB: 0 P: 6	R: 2 E: 1 K: 0 S: 6	H: 2 LOB: 1 BB: 0 P: 6	R: 0 E: 0 K: 1 S: 6	H: 1 LOB: 1 BB: 0 P: 6	R: 0 E: 1 K: 1 S: 6	H: 0 LOB: 1 BB: 0 P: 6	R: 0 E: 0 K: 1 S: 6	H: 1 LOB: 2 BB: 0 P: 6	R: 0 E: 0 K: 1 S: 7	H: 1 LOB: 1 BB: 0 P: 8	1B: 8 2B: 0 3B: 0 HR: 0	SF: 0 SAC: 1 DP: 0 HBP: 1	WP: 0 PB: 0 SB: 2 CS: 0	PA: 40					
PITCHER	IP	WLS	BF	H	R	ER	SO	BB	IBB	HBP	BLK	WP	HR	S	P	ERA	WHIP										
Nino Espinosa, R ERA: 4.73 (1, 1)	7.1	W	34	7	2	1	5	2	0	0	0	0	0	49	63	1.23	1.227										
Jerry Koosman, L ERA: 3.66 (8, 1)	1.2	S	6	1	0	0	1	0	0	0	0	0	0	11	12	0.00	0.600										

AB	36
R	2
H	8
RBI	1
BB	2
SO	6
LOB	24



Batter	1	2	3	4	5	6	7	8	9	AB	R	H	RBI	BB	SO	LOB	TOP	
Gil Flores, R OBP: 0.344, SLG: 0.345 Lee Mazzilli, S OBP: 0.356, SLG: 0.436	4-0 1B BB		4-0 G1-4-3 BB		0-3 K		0-0 BB HR 1B	0-0 CS 1B		0	0	0	0	1	0	0	New York Mets @ Chicago Cubs Wrigley Field, Chicago, IL Fri Sep 29 1978, 3:38 AM CDT Att: 3,333 - Unknown	
Bobby Valentine, R OBP: 0.346, SLG: 0.331 Elliott Maddox, R OBP: 0.370, SLG: 0.329	0-0 G4-6-3 1B		2-2 G1-4-3 1-2		0-0 L7		4-0 HR BB	0-0 1-2 2B		4	1	2	0	1	0	3		
Bruce Boicclair, L OBP: 0.296, SLG: 0.325 Steve Henderson, R OBP: 0.331, SLG: 0.400 Dale Murray, R	0-3 K		0-0		0-3 K		0-0 HR	0-0 4-3		3	0	1	0	0	2	4		
Willie Montanez, L OBP: 0.318, SLG: 0.392	0-0 G4-6-3 1-2		0-0 F7		0-3 K		0-0 L4		3-2 1-3 1B	5	0	1	0	0	1	3		
Dan Norman, R OBP: 0.276, SLG: 0.509		0-0 S 1B		0-3 K		0-0 1B 1B	0-0 1B 3B		0-0 1-3 1-2	5	1	3	0	0	1	1		
Joel Youngblood, R OBP: 0.289, SLG: 0.438		0-0 P4		0-0 6-3		0-3 K	0-0 1B		0-2 P8	5	0	1	1	0	1	3		
Alex Trevino, R OBP: 0.200, SLG: 0.200 John Stearns, R OBP: 0.364, SLG: 0.413		0-0 F8		0-0 P3		0-0 1B 1B	0-0 F9		0-0 P5	4	0	1	0	0	0	2		
Sergio Ferrer, S OBP: 0.294, SLG: 0.267 Ron Hodges, L OBP: 0.322, SLG: 0.314 Tim Foli, R OBP: 0.282, SLG: 0.320	4-0 FC6-4 BB		4-0 HBP BB		4-0 HBP BB	0-0 1-2 2-3 1B	0-0 F7			1	0	1	0	2	0	0		
Mike Bruhart, R OBP: 0.075, SLG: 0.075 Butch Benton, R OBP: 0.250, SLG: 0.250 Dwight Bernard, R OBP: 0.245, SLG: 0.245 Ed Kianopoulos, L OBP: 0.230, SLG: 0.230 Mardie Cornejo, R OBP: 0.230, SLG: 0.230 Lenny Randle, S	0-0 FC6-4 1-2		1-0 HBP		1-0 HBP	0-0 3-1		0-0 P6		1	0	0	0	0	0	2		
Inning Stats	R: 0 E: 0 K: 1 S: 5	H: 1 LOB: 2 BB: 1 P: 9	R: 0 E: 0 K: 0 S: 4	H: 1 LOB: 2 BB: 1 P: 8	R: 0 E: 0 K: 0 S: 6	H: 0 LOB: 0 BB: 0 P: 12	R: 0 E: 0 K: 1 S: 5	H: 3 LOB: 3 BB: 0 P: 10	R: 4 E: 0 K: 0 S: 7	H: 4 LOB: 1 BB: 1 P: 11	R: 0 E: 0 K: 0 S: 4	H: 2 LOB: 1 BB: 0 P: 4	R: 0 E: 0 K: 0 S: 12	H: 1 LOB: 1 BB: 0 P: 15	1B: 10 2B: 1 3B: 1 HR: 1	SF: 0 SAC: 0 DP: 2 HBP: 1		WP: 0 PA: 43 PB: 0 SB: 1 CS: 1
PITCHER	IP WLS BF H R ER SO BB IBB HBP BLK WP HR S P ERA WHIP																	
Mike Krukow, R ERA: 3.9	6.0	W	28	7	1	1	6	4	0	0	0	0	0	0	38	57	1.50	1.833
Dave Roberts, L ERA: 5.25	0.1		4	2	2	2	0	1	0	0	0	0	0	1	3	7	54.00	9.000
Lynn McGlothen, L ERA: 3.47	1.2		8	4	1	1	0	0	0	0	0	0	0	12	15	5.40	2.400	
Bruce Sutter, R ERA: 3.19	1.0	S	3	0	0	0	0	0	0	0	0	0	0	7	7	0.00	0.000	

Batter	1	2	3	4	5	6	7	8	9	AB	R	H	RBI	BB	SO	LOB	BOTTOM	
Rodney Scott, S OBP: 0.403, SLG: 0.313	0-0 5-3		0-0 CS 1B		0-0 L6		0-0 1-2 1B			4	0	2	0	0	0	1	New York Mets @ Chicago Cubs Wrigley Field, Chicago, IL Fri Sep 29 1978, 3:38 AM CDT Att: 3,333 - Unknown	
Greg Gross, L OBP: 0.325, SLG: 0.351	4-0 1B BB		0-3 K		0-0 F7		0-0 F7			3	0	0	0	1	1	4		
Bill Buckner, L OBP: 0.344, SLG: 0.419	0-0 FC5-4 1B		0-0 2B 1B		0-0 P3		0-0 F9			4	1	2	0	0	0	1		
Dave Kingman, R OBP: 0.333, SLG: 0.541	0-0 P8		0-0 1B 2B		0-0 G6-3 1B		4-0 G5-4-3 BB			3	1	2	0	1	0	2		
Manny Trillo, R OBP: 0.319, SLG: 0.332	0-0 FC5-4 1-2		0-0 2B 1B		0-0 G6-3 1-2		0-0 G5-4-3 1-2			4	1	1	2	0	0	4		
Jerry White, S OBP: 0.374, SLG: 0.321		0-0 HR	4-0 2B BB		3-2 3-1		0-0 G5-4-3 1B			3	2	2	1	1	0	0		
Dave Rader, L OBP: 0.279, SLG: 0.296		0-0 5-3	0-0 1-2 2B		0-0 6-3		0-0 G5-4-3 1-2			4	0	1	2	0	0	1		
Ivan De Jesus, R OBP: 0.356, SLG: 0.354		0-0 5-3	1-2 6-3		0-0 1B 1B		4-0 BB			3	0	1	0	1	0	1		
Mike Krukow, R OBP: 0.271, SLG: 0.356 Dave Roberts, L OBP: 0.352, SLG: 0.500 Lynn McGlothen, L OBP: 0.200, SLG: 0.214 Bruce Sutter, R OBP: 0.200, SLG: 0.077	0-0 F9		0-0 2B		0-0 2B		0-0 F9		0-3 K	3	0	1	0	0	0	1		
Inning Stats	R: 0 E: 0 K: 0 S: 4	H: 1 LOB: 2 BB: 1 P: 8	R: 1 E: 0 K: 0 S: 4	H: 1 LOB: 0 BB: 0 P: 4	R: 4 E: 0 K: 1 S: 12	H: 5 LOB: 1 BB: 1 P: 17	R: 0 E: 0 K: 0 S: 8	H: 1 LOB: 0 BB: 0 P: 11	R: 0 E: 0 K: 0 S: 5	H: 2 LOB: 2 BB: 0 P: 5	R: 0 E: 0 K: 0 S: 2	H: 0 LOB: 0 BB: 1 P: 6	R: 0 E: 0 K: 1 S: 5	H: 1 LOB: 1 BB: 1 P: 9	1B: 8 2B: 3 3B: 0 HR: 1	SF: 0 SAC: 0 DP: 3 HBP: 0		WP: 0 PA: 36 PB: 0 SB: 0 CS: 1
PITCHER	IP WLS BF H R ER SO BB IBB HBP BLK WP HR S P ERA WHIP																	
Mike Bruhart, R ERA: 4.78	4.0	L	21	8	5	5	1	2	0	0	0	0	0	0	8	11	0.00	1.000
Dwight Bernard, R ERA: 3.86	1.0		3	1	0	0	0	0	0	0	0	0	0	0	8	11	0.00	1.500
Mardie Cornejo, R ERA: 2.45	2.0		8	2	0	0	0	1	0	0	0	0	0	7	11	0.00	1.500	
Dale Murray, R ERA: 3.85	1.0		4	1	0	0	1	1	0	0	0	0	0	5	9	0.00	2.000	

AB	37
R	4
H	13
RBI	4
BB	5
SO	6
LOB	26

AB	32
R	5
H	12
RBI	5
BB	4
SO	2
LOB	16



Batter	1	2	3	4	5	6	7	8	9	AB	R	H	RBI	BB	SO	LOB	TOP					
Lee Mazzilli, S (1, 8) OBP: 0.354, SLG: 0.433	G3		4-3			1B	K		K	5	1	1	0	0	2	1	New York Mets @ Chicago Cubs Wrigley Field, Chicago, IL Sat Sep 30 1978, 3:33 AM CDT Att: 16,504 - Unknown - 65 F					
Tim Foli, R (1, 6) OBP: 0.283, SLG: 0.320	4-3			1-3		K			1-3	4	1	1	1	1	1	1						
Willie Montanez, L (1, 3) OBP: 0.319, SLG: 0.392	6-3			1B	5-3	L9			1-3	5	0	2	0	0	0	2						
Steve Henderson, R (1, 7) OBP: 0.333, SLG: 0.399		1B		5-3					1B	3	0	1	1	2	0	4						
Dan Norman, R (1, 9) OBP: 0.286, SLG: 0.500		K		FC5-4		K			P3	5	0	2	1	0	2	2						
Joel Youngblood, R (1, 5) OBP: 0.291, SLG: 0.437				FC5-4					F8	5	1	2	0	0	0	4						
Alex Trevino, R (1, 2) OBP: 0.333, SLG: 0.333				1-2					FC6-4	5	1	2	0	0	0	4						
Doug Flynn, R (1, 4) OBP: 0.278, SLG: 0.290										4	1	2	0	0	0	2						
Juan Berenguer, R (1, 1) Ed Kranepool, L (7, PH) Butch Benton, R (7, PR) Dwight Bernard, R (7, 1) Jerry Koosman, R (8, 1)										4	0	0	0	0	0	3						
										2	0	0	0	0	1	0						
										1	0	1	1	0	0	0						
										0	1	0	0	0	0	0						
										1	0	0	0	0	0	2						
										0	0	0	0	0	0	0						
Inning Stats	R: 0 E: 0 K: 0 S: 3	H: 0 LOB: 0 BB: 0 P: 3	R: 0 E: 0 K: 1 S: 6	H: 1 LOB: 1 BB: 1 P: 12	R: 0 E: 0 K: 1 S: 5	H: 0 LOB: 0 BB: 0 P: 5	R: 0 E: 0 K: 0 S: 8	H: 2 LOB: 2 BB: 0 P: 10	R: 0 E: 0 K: 0 S: 3	H: 0 LOB: 0 BB: 0 P: 3	R: 1 E: 0 K: 2 S: 9	H: 2 LOB: 1 BB: 0 P: 9	R: 3 E: 1 K: 1 S: 10	H: 5 LOB: 3 BB: 0 P: 13	R: 0 E: 0 K: 0 S: 5	H: 1 LOB: 2 BB: 0 P: 5	R: 1 E: 0 K: 1 S: 15	H: 1 LOB: 2 BB: 2 P: 26	1B: 11 2B: 1 3B: 0 HR: 0	SF: 0 SAC: 0 DP: 1 HBP: 0	WP: 0 PB: 0 SB: 1 CS: 0	PA: 42
PITCHER	IP WLS BF H R ER SO BB IBB HBP BLK WP HR S P ERA WHIP																					
Dennis Lamp, R (1, 1) ERA: 3.3	6.2	30	10	4	4	5	1	0	0	0	0	0	0	0	43	54	5.40	1.650				
Manny Seoane, R (7, 1) ERA: 5.4	1.1	W	6	1	0	0	0	0	0	0	0	0	0	6	6	0.00	0.750					
Ken Holtzman, L (9, 1) ERA: 5.6	1.0	S	6	1	1	1	2	0	0	0	0	0	0	15	26	9.00	3.000					

Batter	1	2	3	4	5	6	7	8	9	AB	R	H	RBI	BB	SO	LOB	BOTTOM				
Ivan De Jesus, R (1, 6) OBP: 0.356, SLG: 0.354	2B		6-3							4	2	2	0	0	0	0	New York Mets @ Chicago Cubs Wrigley Field, Chicago, IL Sat Sep 30 1978, 3:33 AM CDT Att: 16,504 - Unknown - 65 F				
Jerry White, S (1, 8) OBP: 0.377, SLG: 0.340	1B								1B	4	1	2	0	0	0	2					
Bill Buckner, L (1, 3) Rodney Scott, S (6, PR)	2B									4	0	2	3	0	0	1					
Dave Kingman, R (1, 7) OBP: 0.335, SLG: 0.541	1B								1B	0	1	0	0	0	0	0					
Dave Kingman, R (1, 7) OBP: 0.335, SLG: 0.541	F8									4	1	2	1	0	0	2					
Mike Vail, R (1, 9) OBP: 0.324, SLG: 0.440	F4									4	0	1	0	0	2	4					
Dave Radler, L (1, 2) Gene Clines, R (8, PH) Ken Holtzman, R (9, 1)	F4									4	0	1	0	0	2	4					
Dave Radler, L (1, 2) Gene Clines, R (8, PH) Ken Holtzman, R (9, 1)	CS									3	0	0	0	0	0	1					
Ed Putman, R (1, 5) Rudy Meoli, L (7, PH)	CS									1	1	1	1	0	0	0					
Manny Trillo, R (8, 4) Mick Kelleher, R (1, 4) Greg Gross, L (7, PH) Mike Sember, R (8, 5) Tim Blackwell, S (9, 2)	1-2									0	0	0	0	0	0	0					
Ed Putman, R (1, 5) Rudy Meoli, L (7, PH)										2	0	0	0	0	2	0					
Manny Trillo, R (8, 4) Mick Kelleher, R (1, 4) Greg Gross, L (7, PH) Mike Sember, R (8, 5) Tim Blackwell, S (9, 2)										1	0	0	0	0	1	0					
Manny Trillo, R (8, 4) Mick Kelleher, R (1, 4) Greg Gross, L (7, PH) Mike Sember, R (8, 5) Tim Blackwell, S (9, 2)										0	0	0	0	1	0	0					
Mick Kelleher, R (1, 4) Greg Gross, L (7, PH) Mike Sember, R (8, 5) Tim Blackwell, S (9, 2)										2	0	1	0	0	0	0					
Dennis Lamp, R (1, 1) Manny Seoane, R (7, 1) Scott Thompson, L (8, PH)										2	0	0	0	0	1	1					
										0	0	0	0	0	0	0					
										2	1	1	0	0	0	2					
Inning Stats	R: 2 E: 0 K: 0 S: 5	H: 3 LOB: 0 BB: 0 P: 5	R: 0 E: 0 K: 1 S: 6	H: 1 LOB: 1 BB: 0 P: 6	R: 0 E: 0 K: 0 S: 4	H: 1 LOB: 1 BB: 0 P: 4	R: 0 E: 0 K: 1 S: 5	H: 1 LOB: 0 BB: 0 P: 5	R: 0 E: 0 K: 1 S: 6	H: 0 LOB: 0 BB: 0 P: 7	R: 0 E: 0 K: 1 S: 6	H: 1 LOB: 1 BB: 0 P: 6	R: 0 E: 0 K: 1 S: 13	H: 0 LOB: 0 BB: 0 P: 15	R: 5 E: 0 K: 1 S: 18	H: 5 LOB: 2 BB: 2 P: 29	1B: 10 2B: 2 3B: 0 HR: 0	SF: 0 SAC: 0 DP: 0 HBP: 0	WP: 3 PB: 0 SB: 0 CS: 2	PA: 37	
PITCHER	IP WLS BF H R ER SO BB IBB HBP BLK WP HR S P ERA WHIP																				
Juan Berenguer, R (1, 1) ERA: 8.31	6.0	23	7	2	2	4	0	0	0	0	0	0	0	32	33	3.00	1.167				
Dwight Bernard, R (7, 1) ERA: 4.31	1.1	L	7	3	3	3	0	0	0	0	0	0	0	20	25	20.25	2.250				
Jerry Koosman, L (8, 1) ERA: 3.75	0.2	6	2	2	2	1	2	0	0	0	1	0	0	11	19	27.00	6.000				

AB	39
R	5
H	12
RBI	4
BB	3
SO	6
LOB	21



AB	34
R	7
H	12
RBI	5
BB	2
SO	6
LOB	13



Batter	1	2	3	4	5	6	7	8	9	AB	R	H	RBI	BB	SO	LOB	TOP											
Lee Mazzilli, S OBP: 0.353, SLG: 0.432 Butch Benton, R OBP: 0.600, SLG: 0.500	(1,8) X P4		(2) X P5		(3) X 1B		(3) X 5-3		(3) X 1B	2	0	0	0	0	0	0	New York Mets @ Chicago Cubs Wrigley Field, Chicago, IL Sun Oct 01 1978, 3:33 AM CDT Att: 11,617 - Unknown - 63 F											
Doug Flynn, R OBP: 0.277, SLG: 0.289	(1,4) X F9		(3) X F2		(3) X F4			(3) X 1B	(3) X F4-3	5	1	1	0	0	0	3												
Willie Montanez, L OBP: 0.320, SLG: 0.392	(1,3) X F8			(1) X L7		(1) X FC6-4		(1) X 1B		4	0	2	0	0	0	0												
Dan Norman, R OBP: 0.284, SLG: 0.484	(1,9)	(1) X K		(2) X P5		(1) X FC6-4		(1) X 1B		4	1	1	1	0	1	1												
Steve Henderson, R OBP: 0.333, SLG: 0.399 Bruce Boisclair, L OBP: 0.293, SLG: 0.322	(1,7) (5,7)	(1) X BB		(3) X K		(2) X 4-3		(2) X 1B		1	0	0	0	1	1	0												
Joel Youngblood, R OBP: 0.294, SLG: 0.436	(1,5) (3,8)	(1) X BB		(1) X K		(1) X 1B		(1) X L7		3	0	1	1	1	1	0												
Alex Trevino, R OBP: 0.308, SLG: 0.250	(1,2) (3,5)	(2) X K		(2) X 1B		(3) X L8		(3) X K		3	2	0	0	1	2	3												
Sergio Ferrer, S OBP: 0.316, SLG: 0.273	(1,6)	(3) X K		(1) X E5		(1) X 4-3		(1) X 1B		3	1	1	0	1	1	2												
Kevin Kobel, R OBP: 0.192, SLG: 0.200 Dale Murray, R (8,1)	(1,1)	(1) X K		(1) X 6-3		(2) X L7		(2) X B2		3	0	0	0	0	1	1												
Inning Stats	R: 0 E: 0 K: 0 S: 3	H: 0 LOB: 0 BB: 3	R: 0 E: 0 K: 3 S: 9	H: 0 LOB: 2 BB: 17	R: 0 E: 0 K: 1 S: 5	H: 0 LOB: 0 BB: 0	R: 0 E: 0 K: 1 S: 5	H: 0 LOB: 1 BB: 0	R: 2 E: 1 K: 0 S: 7	H: 2 LOB: 1 BB: 1 P: 11	R: 1 E: 1 K: 0 S: 5	H: 2 LOB: 1 BB: 0	R: 0 E: 0 K: 0 S: 3	H: 0 LOB: 0 BB: 3	R: 1 E: 0 K: 0 S: 4	H: 3 LOB: 0 BB: 4		R: 1 E: 0 K: 1 S: 11	H: 1 LOB: 2 BB: 1 P: 18	1B: 8 2B: 1 3B: 0 HR: 0	SF: 0 SAC: 0 DP: 1 HBP: 0	WP: 1 PB: 0 SB: 0 CS: 0	PA: 38					
PITCHER	IP	WLS	BF	H	R	ER	SO	BB	IBB	HBP	BLK	WP	HR	S	P	ERA	WHIP											
Lynn McGlothen, R ERA: 3.3	(1,1)	7.0	L	28	4	3	1	6	3	0	0	0	0	0	37	49	1.29	1.000										
Donnie Moore, R ERA: 4.12	(8,1)	1.0		4	3	1	1	0	0	0	0	0	0	4	4	9.00	3.000											
Dave Geisel, L ERA: 4.24	(9,1)	1.0		6	1	1	1	1	1	0	0	0	1	0	11	18	9.00	2.000										

AB	34
R	5
H	8
RBI	4
BB	4
SO	7
LOB	14



Batter	1	2	3	4	5	6	7	8	9	AB	R	H	RBI	BB	SO	LOB	BOTTOM										
Ivan De Jesus, R OBP: 0.356, SLG: 0.354	(1,6) X 6-3		(1) X 1B		(2) X SH1-3		(2) X F8		(1) X F9	4	0	1	0	0	0	2	New York Mets @ Chicago Cubs Wrigley Field, Chicago, IL Sun Oct 01 1978, 3:33 AM CDT Att: 11,617 - Unknown - 63 F										
Jerry White, S OBP: 0.366, SLG: 0.329	(1,8) X F8		(3) X P6		(3) X F7		(3) X P6		(1) X E3	5	1	0	0	0	0	4											
Scot Thompson, L OBP: 0.447, SLG: 0.500	(1,3) X 2B		(1) X 1B		(1) X 2B		(1) X FC6-4		(1) X E	4	2	4	0	1	0	0											
Mike Vail, R OBP: 0.326, SLG: 0.439	(1,9) X K		(3) X 1B		(1) X 5-3		(1) X 1B		(1) X F4	5	0	2	1	0	1	3											
Gene Clines, R OBP: 0.321, SLG: 0.319	(1,7)	(1) X L6-3		(1) X K		(2) X L9		(1) X FC1-4-6	(1) X F4	5	0	0	1	0	1	6											
Ed Putman, R OBP: 0.304, SLG: 0.200 Greg Gross, L OBP: 0.323, SLG: 0.349 Mike Sember, R OBP: 0.500, SLG: 0.333 Karl Pagel, L (9, PH)	(1,5) (8, PH) (9,5) (9, PH)	(2) X 6-3		(2) X F4		(3) X K		(2) X FC6-4	(2) X K	3	0	0	0	0	1	3											
Larry Cox, R OBP: 0.372 Dave Rader, L OBP: 0.281, SLG: 0.295 (8, PH) (9,2)	(1,2) (8, PH) (9,2)	(3) X F8		(3) X F7		(1) X F7		(1) X HBP	(1) X BB	3	0	0	0	0	0	2											
Mick Kelleher, R OBP: 0.304, SLG: 0.263 Larry Blittner, L OBP: 0.300, SLG: 0.341 Rudy Meoli, L OBP: 0.257, SLG: 0.172	(1,4) (8, PH) (9,4)	(1) X F8		(1) X F7		(1) X 1B		(1) X HBP	(3) X F8	3	0	1	0	0	0	0											
Lynn McGlothen, L OBP: 0.235, SLG: 0.250 Dave Kingman, R OBP: 0.336, SLG: 0.542 Donnie Moore, L OBP: 0.353, SLG: 0.333 Bobby Murcer, L OBP: 0.376, SLG: 0.403 Dave Geisel, L (9,1)	(1,1) (7, PH) (8,1) (8, PH) (9,1)	(2) X F4-3		(2) X SH1-3		(1) X 1B		(3) X F8		2	0	1	0	0	0	0											
Inning Stats	R: 0 E: 0 K: 1 S: 9	H: 1 LOB: 1 BB: 0 P: 12	R: 0 E: 0 K: 0 S: 3	H: 0 LOB: 0 BB: 0 P: 3	R: 0 E: 0 K: 0 S: 4	H: 1 LOB: 1 BB: 0 P: 4	R: 0 E: 0 K: 1 S: 9	H: 1 LOB: 2 BB: 1 P: 15	R: 0 E: 0 K: 0 S: 4	H: 1 LOB: 1 BB: 0 P: 4	R: 0 E: 0 K: 1 S: 6	H: 1 LOB: 1 BB: 0 P: 6	R: 0 E: 0 K: 0 S: 5	H: 2 LOB: 2 BB: 0 P: 5	R: 1 E: 0 K: 0 S: 6	H: 3 LOB: 3 BB: 0 P: 7		R: 2 E: 3 K: 1 S: 18	H: 1 LOB: 3 BB: 1 P: 25	1B: 8 2B: 3 3B: 0 HR: 0	SF: 0 SAC: 1 DP: 0 HBP: 1	WP: 0 PB: 0 SB: 0 CS: 0	PA: 44				
PITCHER	IP	WLS	BF	H	R	ER	SO	BB	IBB	HBP	BLK	WP	HR	S	P	ERA	WHIP										
Kevin Kobel, L ERA: 2.91	(1,1)	7.0	W	31	9	1	1	3	1	0	0	0	0	42	51	1.29	1.429										
Dale Murray, R ERA: 3.79	(8,1)	2.0	S	13	2	2	0	1	1	0	1	0	0	22	30	0.00	1.500										

