

New York Mets - 1979

Batter	1	2	3	4	5	6	7	8	9	AB	R	H	RBI	BB	SO	LOB	TOP								
Lee Mazzilli, S OBP: 0.600, SLG: 0.750	6-3		4-3							4	2	2	0	1	0	0	New York Mets @ Chicago Cubs Wrigley Field, Chicago, IL Thu Apr 05 1979, 3:33 AM CST Att: 35,615 - Unknown								
Kelvin Chapman, R OBP: 0.400, SLG: 0.400	1B SF8		5-3							5	2	2	1	0	0	2									
Richie Hebner, L OBP: 0.800, SLG: 1.800										5	2	4	4	0	0	1									
John Stearns, R	SF8									3	1	0	1	1	2	2									
Willie Montanez, L OBP: 0.200, SLG: 0.200	K									5	1	1	0	0	1	1									
Steve Henderson, R OBP: 0.200, SLG: 0.200										5	1	1	2	0	1	0									
Elliott Maddox, R OBP: 0.750										4	0	2	1	1	1	0									
Doug Flynn, R	F4-3									3	0	0	1	1	0	1									
Craig Swan, R OBP: 0.250, SLG: 0.250										4	1	1	0	0	2	4									
Dwight Bernard, R										0	0	0	0	0	0	0									
Jesse Orosco, R										0	0	0	0	0	0	0									
Inning Stats	R: 1 E: 0 K: 1 S: 7	H: 2 LOB: 1 BB: 0 P: 7	R: 0 E: 0 K: 0 S: 3	H: 0 LOB: 0 BB: 0 P: 3	R: 0 E: 0 K: 1 S: 5	H: 0 LOB: 0 BB: 0 P: 5	R: 1 E: 0 K: 2 S: 8	H: 1 LOB: 0 BB: 0 P: 8	R: 3 E: 0 K: 2 S: 10	H: 3 LOB: 1 BB: 1 P: 14	R: 0 E: 0 K: 0 S: 4	H: 1 LOB: 2 BB: 1 P: 8	R: 5 E: 0 K: 1 S: 10	H: 5 LOB: 1 BB: 1 P: 14	R: 0 E: 0 K: 0 S: 4	H: 1 LOB: 1 BB: 0 P: 4	R: 0 E: 0 K: 0 S: 3	H: 0 LOB: 1 BB: 1 P: 7	1B: 8 2B: 4 3B: 0 HR: 1	SF: 1 SAC: 1 DP: 0 HBP: 0	WP: 1 PB: 0 SB: 1 CS: 1	PA: 44			
PITCHER	IP	WLS	BF	H	R	ER	SO	BB	IBB	HBP	BLK	WP	HR	S	P	ERA	WHIP								
Rick Reuschel, R ERA: 8.53	6.1	L	29	8	6	6	6	1	1	0	0	1	1	39	47	8.53	1.421								
Willie Hernandez, L ERA:	0.0		3	2	0	0	0	0	1	0	0	0	0	2	6										
Donnie Moore, R ERA: 5.4	1.2		8	3	4	4	1	0	0	0	0	0	0	10	10	21.60	1.800								
Dennis Lamp, R ERA:	1.0		4	0	0	0	0	1	0	0	0	0	0	3	7	0.00	1.000								

AB	38
R	10
H	13
RBI	10
BB	4
SO	7
LOB	11



Batter	1	2	3	4	5	6	7	8	9	AB	R	H	RBI	BB	SO	LOB	BOTTOM								
Ivan De Jesus, R OBP: 0.600, SLG: 0.800	G3 1B 2B		F6-3							5	2	3	0	0	0	0	New York Mets @ Chicago Cubs Wrigley Field, Chicago, IL Thu Apr 05 1979, 3:33 AM CST Att: 35,615 - Unknown								
Ted Sizemore, R OBP: 0.600, SLG: 0.800	F6		2B							5	1	3	2	0	0	3									
Bill Buckner, L	G3		F7							5	0	0	0	0	0	4									
Dave Kingman, R OBP: 0.750, SLG: 1.750										4	1	3	3	0	0	0									
Bobby Murcer, L	G3									3	0	0	0	0	0	2									
Willie Hernandez, L										0	0	0	0	0	0	0									
Donnie Moore, L										0	0	0	0	0	0	0									
Larry Bittner, L (8, PH)										1	0	0	0	0	0	0									
Dennis Lamp, R										0	0	0	0	0	0	0									
Steve Ontiveros, S OBP: 0.250, SLG: 0.500										4	0	1	0	0	0	0									
Jerry Martin, R OBP: 0.250, SLG: 0.500										4	1	1	0	0	0	1									
Barry Foote, R										4	0	0	0	0	3	2									
Rick Reuschel, R										2	0	0	0	0	1	1									
Scot Thompson, L OBP: 1.000, SLG: 1.000										2	1	2	1	0	0	0									
Inning Stats	R: 1 E: 0 K: 0 S: 5	H: 2 LOB: 1 BB: 0 P: 5	R: 0 E: 0 K: 2 S: 8	H: 1 LOB: 0 BB: 0 P: 8	R: 1 E: 0 K: 0 S: 5	H: 2 LOB: 1 BB: 0 P: 5	R: 0 E: 0 K: 0 S: 3	H: 0 LOB: 0 BB: 0 P: 3	R: 0 E: 0 K: 0 S: 4	H: 1 LOB: 1 BB: 0 P: 4	R: 1 E: 0 K: 0 S: 4	H: 1 LOB: 0 BB: 0 P: 4	R: 0 E: 0 K: 1 S: 6	H: 2 LOB: 1 BB: 0 P: 6	R: 0 E: 0 K: 0 S: 3	H: 0 LOB: 0 BB: 0 P: 3	R: 3 E: 0 K: 1 S: 9	H: 4 LOB: 1 BB: 0 P: 9	1B: 7 2B: 5 3B: 0 HR: 1	SF: 0 SAC: 0 DP: 1 HBP: 0	WP: 0 PB: 0 SB: 0 CS: 0	PA: 39			
PITCHER	IP	WLS	BF	H	R	ER	SO	BB	IBB	HBP	BLK	WP	HR	S	P	ERA	WHIP								
Craig Swan, R ERA: 3.38	8.0	W	32	9	3	3	3	0	0	0	0	0	0	38	38	3.38	1.125								
Dwight Bernard, R ERA: 40.5	0.2		6	4	3	3	1	0	0	0	0	0	0	8	8	40.50	6.000								
Jesse Orosco, L ERA:	0.1		1	0	0	0	0	0	0	0	0	0	0	1	1	0.00	0.000								

AB	39
R	6
H	13
RBI	6
BB	0
SO	4
LOB	13



Batter	1	2	3	4	5	6	7	8	9	AB	R	H	RBI	BB	SO	LOB	TOP										
Lee Mazzilli, S OBP: 0.600, SLG: 1.000	F8		HR		CS	1B			G3	5	1	3	3	0	0	0	New York Mets @ Chicago Cubs Wrigley Field, Chicago, IL Sat Apr 07 1979, 3:33 AM CST Att: 9,805 - Unknown										
Kelvin Chapman, R OBP: 0.400, SLG: 0.444	6-3		K		CS	1B			1-3	4	1	1	0	1	1	0											
Richie Hebner, L OBP: 0.600, SLG: 1.111	4-3		G6-4-3			2B			F7	4	1	1	1	1	0	1											
John Stearns, R		F7	G6-4-3			1B			L3	3	1	0	0	0	0	2											
Willie Montanez, L OBP: 0.222, SLG: 0.333		1B			G3				F1	4	1	1	0	0	0	2											
Steve Henderson, R OBP: 0.333, SLG: 0.250		2B			F9				F8	3	2	1	1	1	0	0											
Elliott Maddox, R Ed Kranepool, L		1B			4-3					2	0	0	0	0	0	1											
Joel Youngblood, R		K				E5			S	0	0	0	0	0	0	1											
Doug Flynn, R Tim Foli, R		1B				1B			1B	2	2	1	1	0	0	2											
Pat Zachry, R		1B			F1-3					4	0	2	2	0	0	3											
Alex Trevino, R Wayne Twitchell, R		K			6-3				K	1	0	1	1	0	0	0											
Dale Murray, R Skip Lockwood, R						1B				0	0	0	0	0	0	0											
Inning Stats	R: 0 E: 0 K: 0 S: 3	H: 0 LOB: 0 BB: 0 P: 3	R: 2 E: 0 K: 2 S: 10	H: 3 LOB: 1 BB: 0 P: 10	R: 1 E: 0 K: 1 S: 5	H: 1 LOB: 0 BB: 1 P: 9	R: 0 E: 0 K: 0 S: 3	H: 0 LOB: 0 BB: 0 P: 3	R: 0 E: 0 K: 0 S: 3	H: 1 LOB: 0 BB: 0 P: 3	R: 0 E: 0 K: 0 S: 7	H: 4 LOB: 2 BB: 1 P: 12	R: 0 E: 0 K: 0 S: 2	H: 0 LOB: 0 BB: 1 P: 6	R: 1 E: 0 K: 1 S: 7	H: 2 LOB: 1 BB: 0 P: 7	R: 0 E: 0 K: 0 S: 3	H: 0 LOB: 0 BB: 0 P: 3	1B: 8 2B: 3 3B: 0 HR: 1	SF: 0 SAC: 0 DP: 2 HBP: 1	WP: 0 PB: 0 SB: 2 CS: 1	PA: 40					
PITCHER	IP	WLS	BF	H	R	ER	SO	BB	IBB	HBP	BLK	WP	HR	S	P	ERA	WHIP										
Ken Holtzman, L	4.0	L	16	4	3	3	3	1	0	0	0	0	1	21	25	6.75	1.250										
Ray Burris, R	1.1		8	3	4	2	0	0	1	1	0	0	0	6	11	13.50	2.250										
Willie Hernandez, L	0.2		4	2	1	0	0	0	0	0	0	0	0	4	4	0.00	3.000										
Donnie Moore, R	1.0		3	0	0	0	0	1	0	0	0	0	0	2	6	0.00	1.000										
Dennis Lamp, R	2.0		8	2	1	1	1	0	0	0	0	0	0	10	10	4.50	1.000										

Batter	1	2	3	4	5	6	7	8	9	AB	R	H	RBI	BB	SO	LOB	BOTTOM											
Ivan De Jesus, R OBP: 0.455, SLG: 0.600	K			K		2B			4-3	5	0	1	0	1	3	5	New York Mets @ Chicago Cubs Wrigley Field, Chicago, IL Sat Apr 07 1979, 3:33 AM CST Att: 9,805 - Unknown											
Ted Sizemore, R	F9				5-3				4-3	4	1	1	0	1	0	3												
Bill Buckner, L OBP: 0.300, SLG: 0.125			4-3						F7	3	2	1	0	2	0	0												
Dave Kingman, R	F9		F8		G3				K	4	0	1	1	1	1	2												
Bobby Murcer, L OBP: 0.250, SLG: 0.143	F6		F4		G3				1B	4	1	1	0	1	0	4												
Steve Ontiveros, S OBP: 0.556, SLG: 0.500		5-3			G3				1B	2	0	1	1	3	0	2												
Jerry Martin, R OBP: 0.444, SLG: 0.500	F6		F6-3						1B	4	0	2	1	1	0	3												
Barry Foote, R Tim Blackwell, S	F7			K					1B	2	0	0	0	0	1	4												
Ken Holtzman, R Larry Bittner, L Ray Burris, R Willie Hernandez, L Dane China, R Donnie Moore, L Scott Thompson, L Dennis Lamp, R Mike Van, R	5-3			K					K	1	0	0	0	0	0	2												
Inning Stats	R: 0 E: 0 K: 1 S: 6	H: 1 LOB: 2 BB: 1 P: 10	R: 0 E: 1 K: 0 S: 4	H: 0 LOB: 3 BB: 2 P: 12	R: 0 E: 0 K: 3 S: 10	H: 1 LOB: 2 BB: 1 P: 14	R: 1 E: 0 K: 0 S: 4	H: 1 LOB: 2 BB: 2 P: 12	R: 0 E: 0 K: 0 S: 3	H: 1 LOB: 1 BB: 0 P: 3	R: 2 E: 0 K: 1 S: 5	H: 1 LOB: 3 BB: 5 P: 25	R: 0 E: 0 K: 0 S: 3	H: 0 LOB: 0 BB: 0 P: 3	R: 1 E: 0 K: 3 S: 12	H: 3 LOB: 3 BB: 1 P: 16		1B: 6 2B: 2 3B: 0 HR: 0	SF: 0 SAC: 0 DP: 1 HBP: 0	WP: 0 PB: 0 SB: 0 CS: 0	PA: 46							
PITCHER	IP	WLS	BF	H	R	ER	SO	BB	IBB	HBP	BLK	WP	HR	S	P	ERA		WHIP										
Pat Zachry, R	5.0	W	25	3	1	1	4	6	0	0	0	0	0	5	17	10.80		3.000										
Wayne Twitchell, R	1.2		8	2	2	2	0	3	0	0	0	0	0	12	24	5.40	3.600											
Dale Murray, R	1.2		11	3	1	1	2	3	0	0	0	0	0	6	6	0.00	0.000											
Skip Lockwood, R	0.2	S	2	0	0	0	2	0	0	0	0	0	0	6	6	0.00	0.000											

Batter	1	2	3	4	5	6	7	8	9	10	11	12	13	14	AB	R	H	RBI	BB	SO	LOB	TOP								
Andre Dawson, R OBP: 0.333, SLG: 0.600 (1, 8)	F6		SH1-4		F4		L1-3			G1-2-3 1B		F3-6-3 1B		CS 3B	6	0	3	1	0	0	2									
Rodney Scott, S OBP: 0.545, SLG: 0.533 (1, 4)	BB		SF8			K		K		G1-2-3 1B		K		CS 1B	5	0	2	1	1	3	1									
Warren Cromartie, L OBP: 0.227, SLG: 0.190 (1, 7)	F5		F7			FC5-4 1B		1B		G1-2-3 1B		F3-6-3		F9	6	0	2	0	1	0	5									
Ellis Valentine, R OBP: 0.150, SLG: 0.056 (1, 9)	P4			P4		FC5-4 1B		F8		G1-2-3				E5 CS	6	1	0	0	0	0	6									
Tony Perez, R OBP: 0.154, SLG: 0.154 (1, 3)		F9		K				K		K				K	6	0	1	1	0	4	4									
Gary Carter, R OBP: 0.333, SLG: 0.471 (1, 2)	P2					F8								BB	5	0	3	0	1	0	1									
Larry Parrish, R OBP: 0.250, SLG: 0.182 (1, 5)	K			K				K		SH1-4 1B				F4	4	0	0	0	0	3	2									
Chris Speier, R OBP: 0.438, SLG: 0.533 (1, 6)			SH1-4 SF8 1B		L1-4 2B			1B		F9				F6-3	6	1	4	0	0	0	1									
Bill Lee, L OBP: 0.303, SLG: 0.330 (8, PH)			FC6 SH1-4		L1-4 2-3			1-3 1B		L7				3B 1B	3	0	1	0	0	0	2									
Inning Stats	R: 0 E: 0 K: 0 S: 3	H: 0 LOB: 1 BB: 1 P: 7	R: 0 E: 0 K: 1 S: 5	H: 0 LOB: 0 BB: 0 P: 5	R: 1 E: 1 K: 0 S: 5	H: 1 LOB: 1 BB: 0 P: 5	R: 0 E: 0 K: 2 S: 8	H: 1 LOB: 1 BB: 0 P: 8	R: 0 E: 0 K: 1 S: 7	H: 2 LOB: 1 BB: 0 P: 7	R: 0 E: 0 K: 1 S: 6	H: 2 LOB: 1 BB: 0 P: 6	R: 0 E: 0 K: 1 S: 8	H: 1 LOB: 1 BB: 0 P: 8	R: 0 E: 0 K: 1 S: 4	H: 1 LOB: 1 BB: 1 P: 4	R: 0 E: 0 K: 1 S: 6	H: 2 LOB: 1 BB: 1 P: 10	R: 0 E: 0 K: 1 S: 6	H: 2 LOB: 1 BB: 0 P: 6	R: 0 E: 0 K: 1 S: 5	H: 1 LOB: 0 BB: 1 P: 5	R: 0 E: 1 K: 1 S: 5	H: 0 LOB: 1 BB: 1 P: 9	R: 0 E: 0 K: 0 S: 5	H: 3 LOB: 1 BB: 0 P: 5	1B: 14 2B: 4 3B: 1 HR: 0	SF: 1 SAC: 3 DP: 4 HBP: 0	WP: 0 PB: 0 SB: 1 CS: 3	PA: 57
PITCHER	IP	WLS	BF	H	R	ER	SO	BB	IBB	HBP	BLK	WP	HR	S	P	ERA	WHIP													
Craig Swan, R ERA: 2.12	9.0		36	9	2	0	7									0.00	1.111													
Skip Lockwood, R ERA:	2.0	W	9	4	0	0	2	0	1	0	0	0	0	0	12	16	0.00	2.000												
Dale Murray, R ERA: 3.86	3.0	L	12	4	1	1	2	1	0	0	0	0	0	0	15	19	3.00	1.667												

Montreal Expos @ New York Mets
Shea Stadium, Flushing, NY
Tue Apr 10 1979, 3:33 AM EST
Att: 10,406 - Unknown

AB	50
R	3
H	17
RBI	17
BB	3
SO	11
LOB	26



Batter	1	2	3	4	5	6	7	8	9	10	11	12	13	14	AB	R	H	RBI	BB	SO	LOB	BOTTOM								
Lee Mazzilli, S OBP: 0.625, SLG: 0.846 (1, 8)	F8 1B E BB													L5	4	1	2	1	2	1	0									
Dale Murray, R (12, 1)		2-3 1B													0	0	0	0	0	0	0									
Ron Hodges, L (14, PH)															1	0	0	0	0	0	0									
Kelvin Chapman, R OBP: 0.353, SLG: 0.375 (1, 4)				F8						6-3				K	7	0	2	0	0	2	6									
Richie Hebner, L OBP: 0.375, SLG: 0.667 (1, 5)	F8									F7				F9	6	0	0	0	0	1	3									
John Stearns, R OBP: 0.200, SLG: 0.167 (1, 2)	E5 FC4			F2						6-3				G6-4-3 1B	6	0	1	1	0	0	2									
Willie Montanez, L OBP: 0.267, SLG: 0.286 (1, 3)	K			F9						F6				4-3	5	0	1	0	1	1	2									
Steve Henderson, R OBP: 0.423, SLG: 0.143 (1, 7)	FC4									6-3				L4	6	0	0	0	0	2	5									
Elliott Maddox, R OBP: 0.273, SLG: 0.300 (10, PH)										6-3					4	0	0	0	0	0	1									
Ed Kranepool, L OBP: 1.000, SLG: 1.000 (12, 8)										FC6-4 1B				F6	1	0	0	0	0	0	0									
Doug Flynn, R OBP: 0.286, SLG: 0.231 (1, 6)	F6-3									F5				F7	6	1	1	0	0	1	1									
Craig Swan, R OBP: 0.571, SLG: 0.571 (8, PH)										1B 1B				5-3	3	0	2	0	0	1	1									
Bruce Boicsciar, L OBP: 1.000, SLG: 3.000 (10, 1)										K					1	0	1	0	0	0	0									
Skip Lockwood, R (10, 1)										K					0	0	0	0	0	0	0									
Joel Youngblood, R OBP: 0.250, SLG: 0.250 (12, 9)										1B 1B				5-3	2	0	0	0	0	0	0									
Inning Stats	R: 1 E: 1 K: 1 S: 7	H: 1 LOB: 2 BB: 1 P: 11	R: 0 E: 0 K: 1 S: 7	H: 2 LOB: 2 BB: 0 P: 7	R: 0 E: 0 K: 1 S: 5	H: 0 LOB: 0 BB: 0 P: 5	R: 1 E: 0 K: 0 S: 6	H: 3 LOB: 2 BB: 0 P: 6	R: 0 E: 0 K: 0 S: 8	H: 0 LOB: 0 BB: 0 P: 8	R: 0 E: 0 K: 0 S: 3	H: 1 LOB: 1 BB: 1 P: 4	R: 0 E: 0 K: 1 S: 5	H: 1 LOB: 0 BB: 0 P: 5	R: 0 E: 0 K: 1 S: 5	H: 0 LOB: 0 BB: 0 P: 5	R: 0 E: 0 K: 0 S: 3	H: 1 LOB: 0 BB: 1 P: 3	R: 0 E: 0 K: 0 S: 4	H: 1 LOB: 1 BB: 1 P: 4	R: 0 E: 0 K: 1 S: 5	H: 0 LOB: 0 BB: 0 P: 5	R: 0 E: 0 K: 0 S: 5	H: 1 LOB: 1 BB: 0 P: 4	R: 0 E: 0 K: 1 S: 5	H: 0 LOB: 0 BB: 0 P: 5	1B: 8 2B: 2 3B: 1 HR: 0	SF: 0 SAC: 0 DP: 1 HBP: 0	WP: 0 PB: 0 SB: 0 CS: 2	PA: 56
PITCHER	IP	WLS	BF	H	R	ER	SO	BB	IBB	HBP	BLK	WP	HR	S	P	ERA	WHIP													
Bill Lee, L ERA: 2.25	8.0		34	7	2	0	5									2.25	1.000													
Elias Sosa, R ERA:	2.0	W	9	2	0	0	2	0	2	0	0	0	0	11	19	0.00	1.000													
David Palmer, R ERA: 3.0	3.0	W	10	2	0	0	1	0	0	0	0	0	0	12	12	0.00	0.667													
Stan Bahnsen, R ERA:	1.0	S	3	0	0	0	1	0	0	0	0	0	0	5	5	0.00	0.000													

Montreal Expos @ New York Mets
Shea Stadium, Flushing, NY
Tue Apr 10 1979, 3:33 AM EST
Att: 10,406 - Unknown

AB	53
R	2
H	11
RBI	12
BB	3
SO	9
LOB	23




Batter	1	2	3	4	5	6	7	8	9	10	11	AB	R	H	RBI	BB	SO	LOB				
Andre Dawson, R OBP: 0.346, SLG: 0.600	K		K		K			SH3-4 2B		K		5	0	2	0	0	3	1				
Rodney Scott, S OBP: 0.500, SLG: 0.444	F8		1B BB		FC6-4			SH3-4		F8		3	0	0	0	1	0	1				
Warren Cromartie, L OBP: 0.222, SLG: 0.192	G3		K					1-3		K		5	0	1	0	0	2	4				
Elis Valentine, R OBP: 0.160, SLG: 0.087		L7						G5-4-3 1B		F7		5	0	1	1	0	0	2				
Tony Perez, R OBP: 0.167, SLG: 0.333		5-3						K		5-3		5	1	1	1	0	1	0				
Gary Carter, R OBP: 0.394, SLG: 0.450		2B BB						F6		F6		3	1	1	0	1	0	0				
Duffy Dyer, R (9, 2)		2B BB						E1 1B		F6		1	0	0	0	0	0	0				
Larry Parrish, R OBP: 0.294, SLG: 0.313								K		E1		5	0	2	1	0	1	1				
Chris Speier, R OBP: 0.476, SLG: 0.556												3	0	1	0	2	0	0				
Steve Rogers, R OBP: 0.500, SLG: 0.600								2B		IBB		2	1	1	0	1	0	1				
Dave Cash, R (9, PH)								1-3		K		0	0	0	0	0	0	1				
Elias Sosa, R (9, 1)												0	0	0	0	0	0	0				
Woodie Fryman, R (11, 1)												0	0	0	0	0	0	0				
Stan Bahnsen, R (11, 1)												0	0	0	0	0	0	0				
Inning Stats	R: 0 E: 0 K: 1 S: 5	H: 0 LOB: 0 BB: 0 P: 5	R: 1 E: 0 K: 0 S: 3	H: 1 LOB: 1 BB: 1 P: 7	R: 1 E: 0 K: 1 S: 7	H: 3 LOB: 2 BB: 1 P: 11	R: 0 E: 0 K: 0 S: 3	H: 0 LOB: 0 BB: 0 P: 3	R: 0 E: 0 K: 1 S: 5	H: 1 LOB: 1 BB: 0 P: 9	R: 0 E: 0 K: 1 S: 6	H: 1 LOB: 1 BB: 0 P: 6	R: 0 E: 0 K: 0 S: 4	H: 1 LOB: 1 BB: 0 P: 4	R: 0 E: 0 K: 2 S: 7	H: 0 LOB: 0 BB: 0 P: 7	R: 1 E: 0 K: 0 S: 4	H: 2 LOB: 1 BB: 1 P: 8	1B: 5 2B: 4 3B: 0 HR: 1	SF: 0 SAC: 1 DP: 1 HBP: 0	WP: 1 PB: 0 SB: 1 CS: 0	PA: 45
PITCHER	IP ERA WLS BF H R ER SO BB IBB HBP BLK WP HR S P ERA WHIP	9.0 2.0 L 8 2 1 1 2 0 1 0 0 1 1 11 15 4.50 1.000																				

Montreal Expos @ New York Mets
Shea Stadium, Flushing, NY
Wed Apr 11 1979, 3:33 AM EST
Att: 5,980 - Unknown

livebaseballscorecards.com

AB 38
R 3
H 10
RBI 3
BB 5
SO 8
LOB 12




Batter	1	2	3	4	5	6	7	8	9	10	11	AB	R	H	RBI	BB	SO	LOB			
Lee Mazzilli, S OBP: 0.545, SLG: 0.667	4-3		F6		G3					5-3 SH3 1B	F7	5	0	1	0	1	0	2			
Kelvin Chapman, R OBP: 0.319, SLG: 0.300	F7		5-3					L4		SH3	FC5	4	0	0	0	1	0	2			
Richie Hebner, L OBP: 0.381, SLG: 0.556	F8		4-3					1B WP SF8 HBP	4-3			3	1	0	0	1	0	3			
John Stearns, R OBP: 0.263, SLG: 0.250								F7		6-3		4	1	2	0	0	0	0			
Ron Hodges, L (9, 2)		1B WP						1-3 S 1B		5-3		1	0	0	0	0	0	2			
Willie Montanez, L OBP: 0.250, SLG: 0.235		1-3						SF8		F7		3	0	0	1	1	1	1			
Steve Henderson, R OBP: 0.300, SLG: 0.283		1-2						1-2 3H		IBB		5	0	3	1	0	2	4			
Elliott Maddox, R OBP: 0.375, SLG: 0.308		FC6-4 HBP						K		CS		3	0	1	0	0	0	1			
Doug Flynn, R OBP: 0.222, SLG: 0.176		2H						1-3		FC4-6 HBP		4	0	0	0	0	0	4			
Gil Flores, R OBP: 1.000, SLG: 1.000		FC6-4						F7		FC4		1	0	1	0	0	0	0			
Pete Falcone, L (1, 1)								1-2 2-3		SH5-4		2	0	0	0	0	0	2			
Ed Kranepool, L (9, PH)		4-3						6-3		G3-6-3		1	0	0	0	0	0	1			
Skip Lockwood, R (10, 1)												0	0	0	0	0	0	0			
Bruce Boisclair, L OBP: 1.000, SLG: 3.000												0	0	0	0	0	0	0			
Joel Youngblood, R OBP: 0.400, SLG: 0.400												1	0	1	0	0	0	0			
Inning Stats	R: 0 E: 0 K: 0 S: 3	H: 0 LOB: 0 BB: 0 P: 3	R: 1 E: 0 K: 0 S: 5	H: 2 LOB: 2 BB: 0 P: 6	R: 0 E: 0 K: 0 S: 3	H: 0 LOB: 0 BB: 0 P: 3	R: 0 E: 0 K: 1 S: 6	H: 1 LOB: 1 BB: 0 P: 6	R: 0 E: 0 K: 0 S: 3	H: 0 LOB: 3 BB: 2 P: 12	R: 0 E: 0 K: 0 S: 3	H: 1 LOB: 0 BB: 0 P: 3	R: 0 E: 0 K: 1 S: 6	H: 1 LOB: 3 BB: 2 P: 14	R: 0 E: 0 K: 0 S: 5	H: 2 LOB: 2 BB: 0 P: 5	1B: 9 2B: 0 3B: 0 HR: 0	SF: 1 SAC: 2 DP: 1 HBP: 3	WP: 2 PB: 0 SB: 2 CS: 1	PA: 48	
PITCHER	IP ERA WLS BF H R ER SO BB IBB HBP BLK WP HR S P ERA WHIP	8.0 2.25 2.1 11 3 0 0 1 2 0 0 0 0 0 2 11 19 2.25 0.875																			

Montreal Expos @ New York Mets
Shea Stadium, Flushing, NY
Wed Apr 11 1979, 3:33 AM EST
Att: 5,980 - Unknown

livebaseballscorecards.com

AB 37
R 2
H 9
RBI 2
BB 4
SO 3
LOB 22



Batter	1	2	3	4	5	6	7	8	9	AB	R	H	RBI	BB	SO	LOB	TOP					
Bake McBride, L OBP: 0.143, SLG: 0.100 (1, 9)	F9		BLK 1B		F9		F5		F5	5	0	1	0	0	0	1	Philadelphia Phillies @ New York Mets Shea Stadium, Flushing, NY Thu Apr 12 1979, 3:33 AM EST Att: 8,719 - Unknown					
Larry Bowa, S OBP: 0.292, SLG: 0.348 (1, 6)	CS BB		BLK 1B							4	0	4	0	1	0	0						
Pete Rose, S OBP: 0.360, SLG: 0.364 (1, 3)	1B BB		F8		F7		F6		3-1	4	0	0	0	1	0	6						
Greg Luzinski, R OBP: 0.364, SLG: 0.444 (1, 7)	1B		F7			SH3 2B	K			4	0	2	0	0	1	4						
Mike Schmidt, R OBP: 0.381, SLG: 0.706 (1, 5)	F3			K		SH3 2B			5-3	3	0	0	0	0	1	2						
Gary Maddox, R OBP: 0.500, SLG: 0.952 (1, 8)		F6-3 1B		HR		F9				4	1	3	1	0	0	1						
Manny Trillo, R OBP: 0.300, SLG: 0.350 (1, 4)	F6-3		5-3			F9			5-3	4	0	0	0	0	0	3						
Bob Boone, R OBP: 0.308, SLG: 0.615 (1, 2)	F9		F2				2B E 1B		F7	4	1	1	0	0	0	1						
Randy Lerch, L OBP: 1.000, SLG: 2.000 (7, PH)			F6		G3		E9 1B 2B		F9	2	0	0	0	0	0	0						
Tim McCarver, L OBP: 0.125, SLG: 0.286 (9, PH)										1	0	0	0	0	0	0						
Inning Stats	R: 0 E: 0 K: 0 S: 3	H: 1 LOB: 2 BB: 2 P: 11	R: 0 E: 0 K: 0 S: 3	H: 1 LOB: 0 BB: 0 P: 3	R: 0 E: 0 K: 0 S: 5	H: 2 LOB: 2 BB: 0 P: 5	R: 1 E: 0 K: 1 S: 6	H: 1 LOB: 0 BB: 0 P: 6	R: 0 E: 0 K: 0 S: 4	H: 1 LOB: 1 BB: 0 P: 4	R: 0 E: 0 K: 0 S: 4	H: 1 LOB: 1 BB: 0 P: 4	R: 1 E: 1 K: 1 S: 8	H: 3 LOB: 2 BB: 0 P: 8	R: 0 E: 0 K: 0 S: 4	H: 1 LOB: 1 BB: 0 P: 4	R: 0 E: 0 K: 0 S: 4	H: 1 LOB: 1 BB: 0 P: 4	1B: 6 2B: 5 3B: 0 HR: 1	SF: 0 SAC: 1 DP: 1 HBP: 0	WP: 0 PB: 0 SB: 0 CS: 1	PA: 39
PITCHER Pat Zachry, R ERA: 1.93 (1, 1)	IP: 9.0 WLS: W BF: 39 H: 12 R: 2 ER: 2 SO: 2 BB: 2 IBB: 0 HBP: 0 BLK: 1 WP: 0 HR: 1 S: 41 P: 49 ERA: 2.00 WHIP: 1.556																					

AB	36
R	2
H	12
RBI	1
BB	2
SO	2
LOB	18



Batter	1	2	3	4	5	6	7	8	9	AB	R	H	RBI	BB	SO	LOB	BOTTOM			
Lee Mazzilli, S OBP: 0.538, SLG: 0.682 (1, 8)	F9		F9 BB 1B		S SF8 2B		K			4	1	2	0	0	1	0	Philadelphia Phillies @ New York Mets Shea Stadium, Flushing, NY Thu Apr 12 1979, 3:33 AM EST Att: 8,719 - Unknown			
Kelvin Chapman, R OBP: 0.346, SLG: 0.409 (1, 4)			G4-6-3 BB		SF8		5-3			2	0	1	1	1	0	0				
Richie Hebner, L OBP: 0.320, SLG: 0.455 (1, 5)	6-3		F9		K				F8	4	0	0	0	0	1	3				
John Stearns, R OBP: 0.217, SLG: 0.200 (1, 2)	6-3		G4-6-3				F5		F8	4	0	0	0	0	0	3				
Willie Montanez, L OBP: 0.250, SLG: 0.286 (1, 3)		F8		4-3 SF9 2B		F6			6-3	4	1	1	0	0	0	0				
Steve Henderson, R OBP: 0.348, SLG: 0.364 (1, 7)		1B 2B		4-3		BB 1B				3	0	2	0	0	0	1				
Elliott Maddox, R OBP: 0.421, SLG: 0.357 (1, 9)		2H 1B		SF9		FC6-4 BB				1	1	1	1	1	0	0				
Doug Flynn, R OBP: 0.238, SLG: 0.200 (1, 6)		2H 1B		F3		FC6-4				3	0	1	1	0	0	2				
Pat Zachry, R ERA: (1, 1)							K			3	0	0	0	0	3	1				
Inning Stats	R: 0 E: 0 K: 0 S: 4	H: 1 LOB: 1 BB: 0 P: 4	R: 1 E: 0 K: 1 S: 7	H: 3 LOB: 1 BB: 0 P: 7	R: 0 E: 0 K: 0 S: 3	H: 1 LOB: 1 BB: 1 P: 7	R: 1 E: 0 K: 0 S: 4	H: 1 LOB: 0 BB: 0 P: 4	R: 1 E: 0 K: 2 S: 8	H: 1 LOB: 0 BB: 0 P: 8	R: 0 E: 0 K: 0 S: 4	H: 1 LOB: 2 BB: 1 P: 8	R: 0 E: 0 K: 2 S: 7	H: 0 LOB: 0 BB: 0 P: 7	R: 0 E: 0 K: 0 S: 3	H: 0 LOB: 0 BB: 0 P: 3		1B: 4 2B: 3 3B: 1 HR: 0	SF: 2 SAC: 0 DP: 1 HBP: 0	WP: 0 PB: 0 SB: 1 CS: 0
PITCHER Randy Lerch, L ERA: 3.21 (1, 1)	IP: 6.0 WLS: L BF: 26 H: 8 R: 3 ER: 3 SO: 3 BB: 2 IBB: 0 HBP: 0 BLK: 0 WP: 0 HR: 0 S: 30 P: 38 ERA: 4.50 WHIP: 1.667																			
PITCHER Tug McGraw, L ERA: (7, 1)	IP: 2.0 WLS: L BF: 6 H: 0 R: 0 ER: 0 SO: 2 BB: 0 IBB: 0 HBP: 0 BLK: 0 WP: 0 HR: 0 S: 10 P: 10 ERA: 0.00 WHIP: 0.000																			

AB	28
R	3
H	8
RBI	3
BB	2
SO	5
LOB	10



Batter	1	2	3	4	5	6	7	8	9	AB	R	H	RBI	BB	SO	LOB	TOP										
Bake McBride, L OBP: 0.161, SLG: 0.133 (1, 9)	0-0 1-3		0-3 K		0-0 CS 1B			0-0 F5	0-0 F6	5	0	1	1	0	1	0	Philadelphia Phillies @ New York Mets Shea Stadium, Flushing, NY Sun Apr 15 1979, 3:38 AM EST Att: 18,401 - Unknown										
Larry Bowa, S OBP: 0.290, SLG: 0.310 (1, 6)	0-0 2B SF7 1B		0-0 F7		0-0 F	0-0 3-1		4-0 HR BB		4	2	1	0	1	0	1											
Pete Rose, S OBP: 0.333, SLG: 0.367 Greg Gross, L (8, 7)	0-0 1-3 2B			0-0 S 1B		0-0 4-3		0-0 F7		4	1	2	0	0	0	1											
Greg Luzinski, R OBP: 0.433, SLG: 0.522 Del Unser, L OBP: 1.000, SLG: 2.000 (8, PR) (8, 3)	0-0 SF7			0-0 G5-4-3 1B		0-0 2B		4-0 HR BB		2	0	2	2	1	0	0											
Mike Schmidt, R OBP: 0.379, SLG: 0.696 Pete Mackanin, R (8, 5)	0-0 F7			0-0 G5-4-3 1B		4-0 BB		0-0 HR		3	1	1	3	1	0	2											
Gary Maddox, R OBP: 0.433, SLG: 0.750 (1, 8)		0-0 F7		0-0 4-3		0-0 F8		4-0 BB		3	0	0	0	1	0	2											
Manny Trillo, R OBP: 0.357, SLG: 0.407 (1, 4)		0-0 F6-3			0-0 4-3 1B		0-0 K	0-0 F4		4	1	1	0	0	1	1											
Bob Boone, R OBP: 0.238, SLG: 0.429 (1, 2)		0-0 F2			0-0 F8		0-3 K		0-0 F7	4	0	0	0	0	1	1											
Nino Espinosa, R Ron Reed, R (8, 1)			0-0 F6-3		0-0 4-3		0-0 F7		0-3 K	3	0	0	0	0	0	1											
Inning Stats	R: 1 E: 0 K: 0 S: 5	H: 2 LOB: 1 BB: 0 P: 5	R: 0 E: 0 K: 0 S: 3	H: 0 LOB: 0 BB: 0 P: 3	R: 0 E: 0 K: 1 S: 5	H: 0 LOB: 0 BB: 0 P: 5	R: 1 E: 0 K: 0 S: 4	H: 2 LOB: 0 BB: 0 P: 4	R: 1 E: 0 K: 0 S: 4	H: 1 LOB: 2 BB: 1 P: 8	R: 0 E: 0 K: 2 S: 7	H: 0 LOB: 0 BB: 0 P: 7	R: 3 E: 0 K: 0 S: 4	H: 1 LOB: 1 BB: 3 P: 16	R: 0 E: 0 K: 1 S: 5	H: 0 LOB: 0 BB: 0 P: 5	1B: 4 2B: 3 3B: 0 HR: 1	SF: 1 SAC: 0 DP: 1 HBP: 0	WP: 0 PB: 0 SB: 2 CS: 1	PA: 38							
PITCHER	IP	WLS	BF	H	R	ER	SO	BB	IBB	HBP	BLK	WP	HR	S	P	ERA	WHIP										
Neil Allen, R ERA: 4.5 (1, 1)	6.0	L	25	7	3	3	1	1	0	0	0	0	0	25	29	4.50	1.333										
Wayne Twitchell, R ERA: 13.5 (7, 1)	1.2		9	1	3	3	2	3	0	0	0	0	1	10	22	16.20	2.400										
Dwight Bernard, R ERA: 27.0 (8, 1)	0.1		1	0	0	0	0	0	0	0	0	0	0	1	1	0.00	0.000										
Skip Lockwood, R ERA: 1.99 (9, 1)	1.0		3	0	0	0	1	0	0	0	0	0	0	5	5	0.00	0.000										


Batter	1	2	3	4	5	6	7	8	9	AB	R	H	RBI	BB	SO	LOB	BOTTOM										
Lee Mazzilli, S OBP: 0.529, SLG: 0.759 (1, 8)	0-0 1-3 2B		0-3 K			0-0 G6-4-3 1B		0-0 1-1 2-H HR		4	1	3	3	0	1	0	Philadelphia Phillies @ New York Mets Shea Stadium, Flushing, NY Sun Apr 15 1979, 3:38 AM EST Att: 18,401 - Unknown										
Kelvin Chapman, R OBP: 0.295, SLG: 0.300 (1, 4)	0-0 1-3 2-3		0-0 6-3			0-0 G6-4-3		0-3 K		4	0	0	0	0	1	2											
Richie Hebner, L OBP: 0.300, SLG: 0.407 (1, 5)	0-0 F5			0-0 F2		0-0 F8		0-0 WP 1B 1B		4	0	1	0	0	0	1											
Steve Henderson, R OBP: 0.387, SLG: 0.400 (1, 7)	0-3 K			0-0 4-3		0-0 6-3		0-0 WP 1B		4	0	1	0	0	1	1											
Willie Montanez, L OBP: 0.281, SLG: 0.259 Skip Lockwood, R (9, 1)		4-0 1B BB		0-0 F6		4-0 BB		0-3 K		2	0	0	0	2	1	2											
Joel Youngblood, R OBP: 0.250, SLG: 0.250 (1, 9)		0-0 F4			0-0 5-3		0-3 K		0-0 6-3	4	0	0	0	0	1	2											
Ron Hodges, L OBP: 0.143, SLG: 0.143 (1, 2)		0-0 F5-4-3 1B			0-0 F6			0-3 K	0-0 E6 F5-3	4	0	1	0	0	1	0											
Doug Flynn, R OBP: 0.241, SLG: 0.185 (1, 6)		0-0 F5-4-3			0-0 F6-3			4-0 BB HR BB	0-0 F5-3	3	1	0	0	1	0	3											
Neil Allen, R Bruce Boisclair, L Wayne Twitchell, R Dwight Bernard, R Ed Kranepool, L (1, 1) (8, PR) (7, 1) (8, 1) (8, PR) (9, 3)			0-0 6-3			0-0 F8		4-0 HR BB	0-0 4-3	1	0	0	0	0	0	0											
Inning Stats	R: 0 E: 0 K: 1 S: 6	H: 1 LOB: 1 BB: 0 P: 6	R: 0 E: 0 K: 0 S: 3	H: 1 LOB: 1 BB: 1 P: 7	R: 0 E: 0 K: 1 S: 5	H: 0 LOB: 0 BB: 0 P: 5	R: 0 E: 0 K: 0 S: 3	H: 0 LOB: 0 BB: 0 P: 3	R: 0 E: 0 K: 0 S: 3	H: 1 LOB: 0 BB: 0 P: 3	R: 0 E: 0 K: 1 S: 5	H: 0 LOB: 1 BB: 1 P: 9	R: 3 E: 0 K: 3 S: 12	H: 3 LOB: 2 BB: 2 P: 20	R: 0 E: 1 K: 0 S: 4	H: 0 LOB: 1 BB: 0 P: 4	1B: 4 2B: 1 3B: 0 HR: 1	SF: 0 SAC: 0 DP: 2 HBP: 0	WP: 1 PB: 0 SB: 0 CS: 0	PA: 36							
PITCHER	IP	WLS	BF	H	R	ER	SO	BB	IBB	HBP	BLK	WP	HR	S	P	ERA	WHIP										
Nino Espinosa, R ERA: 3.55 (1, 1)	7.2	W	31	6	3	3	5	4	0	0	0	0	1	37	53	3.52	1.304										
Ron Reed, R ERA: 6.75 (8, 1)	1.1	S	5	0	0	0	1	0	0	0	0	1	0	7	7	0.00	0.000										

Batter	1	2	3	4	5	6	7	8	9	10	11	12	AB	R	H	RBI	BB	SO	LOB					
Lee Mazzilli, S OBP: 0.500, SLG: 0.714 (1.8)	K		F7		1-3		FC6-2 1-3 3H 1B		2B			K	6	0	2	1	0	2	0					
Kelvin Chapman, R OBP: 0.243, SLG: 0.273 (7. PH)	F4		K		F9		FC6-2		F3			1-3	3	0	0	0	0	1	0					
Ron Hodges, L OBP: 0.125, SLG: 0.125 (7. PR)													1	0	0	0	0	0	2					
Tim Foli, R (7.6)													2	0	0	0	0	0	1					
Richie Hebner, L OBP: 0.314, SLG: 0.387 (1.5)							F9	F4			5-3		4	1	1	0	1	0	2					
John Stearns, R OBP: 0.250, SLG: 0.214 (1.2)	F7			HR	F8		F7						4	0	1	0	0	0	2					
Willie Montanez, L OBP: 0.287, SLG: 0.375 (1.3)													5	1	2	2	0	1	2					
Steve Henderson, R OBP: 0.417, SLG: 0.500 (1.7)													4	1	2	0	1	1	1					
Bruce Boisclair, L OBP: 0.333, SLG: 0.556 (1.9)													4	1	1	0	0	1	4					
Doug Flynn, R OBP: 0.206, SLG: 0.156 (7.4)													5	0	0	0	0	1	5					
Pete Falcone, L (1.1)													2	0	0	0	0	0	1					
Ed Kranepool, L (7. PR)													0	0	0	0	0	0	0					
Joel Youngblood, R OBP: 0.250, SLG: 0.250 (7. PR)													0	0	0	0	0	0	0					
Dale Murray, R (7.1)													1	0	0	0	0	0	0					
Gil Flores, R OBP: 0.100, SLG: 0.100 (9. PR)													1	0	0	0	0	0	0					
Skip Lockwood, R (9.1)													1	0	0	0	0	0	0					
Inning Stats	R: 0 E: 0 K: 1 S: 5	H: 0 LOB: 1 BB: 1 P: 9	R: 0 E: 0 K: 1 S: 6	H: 2 LOB: 1 BB: 0 P: 6	R: 0 E: 0 K: 2 S: 7	H: 0 LOB: 0 BB: 0 P: 7	R: 2 E: 0 K: 0 S: 6	H: 3 LOB: 1 BB: 0 P: 6	R: 0 E: 0 K: 0 S: 3	H: 0 LOB: 0 BB: 0 P: 3	R: 2 E: 1 K: 0 S: 5	H: 1 LOB: 2 BB: 1 P: 10	R: 0 E: 0 K: 1 S: 6	H: 1 LOB: 1 BB: 0 P: 6	R: 0 E: 0 K: 0 S: 4	H: 1 LOB: 1 BB: 0 P: 4	R: 0 E: 0 K: 2 S: 7	H: 1 LOB: 0 BB: 0 P: 7	R: 0 E: 0 K: 1 S: 5	H: 0 LOB: 0 BB: 0 P: 6	1B: 5 2B: 3 3B: 1 HR: 1	SF: 0 SAC: 1 DP: 1 HBP: 2	WP: 0 PB: 0 SB: 0 CS: 2	PA: 47
PITCHER	IP WLS BF H R ER SO BB IBB HBP BLK WP HR S P ERA WHIP	PITCHER											IP WLS BF H R ER SO BB IBB HBP BLK WP HR S P ERA WHIP											
Scott Sanderson, R ERA: 3.75 (1.1)	6.1	26	5	4	3	4	2	0	0	0	0	0	2	∞	∞	1.105								
Rudy May, L ERA: (7.1)	0.0	2	1	0	0	0	0	0	1	0	0	0	1	∞	∞									
David Palmer, R ERA: (7.1)	0.2	2	0	0	0	0	0	0	0	0	0	2	2	0.00	0.000									
Elias Sosa, R ERA: (8.1)	2.0	8	2	0	0	1	0	0	0	0	0	10	10	0.00	1.000									
Woodie Fryman, L ERA: 1.69 (10.1)	3.0	W 9	1	0	0	3	0	0	1	0	0	0	14	15	0.00	0.333								

TOP

New York Mets @ Montreal Expos
Olympic Stadium, Montreal, QB
Tue Apr 17 1979, 3:33 AM EST
Att. 7,912 - Unknown

AB	42
R	4
H	9
RBI	3
BB	2
SO	8
LOB	19





Batter	1	2	3	4	5	6	7	8	9	10	11	12	AB	R	H	RBI	BB	SO	LOB					
Andre Dawson, R OBP: 0.326, SLG: 0.659 (1.8)	F9 1B 2B				F9							SH1-4	4	3	3	1	1	0	0					
Rodney Scott, S OBP: 0.386, SLG: 0.314 (1.4)	F9		5-3		F8		E5 1B		F9				6	0	1	1	0	0	4					
Warren Cromartie, L OBP: 0.279, SLG: 0.357 (1.7)													5	0	2	1	0	1	1					
Ellis Valentine, R OBP: 0.220, SLG: 0.205 (1.9)													5	0	2	1	0	1	1					
Tony Perez, R OBP: 0.152, SLG: 0.194 (1.3)													5	0	0	0	0	1	2					
Gary Carter, R OBP: 0.306, SLG: 0.355 (1.2)													4	0	1	0	1	0	0					
Larry Parrish, R OBP: 0.226, SLG: 0.287 (1.5)													5	1	1	0	0	1	2					
Chris Speier, R OBP: 0.400, SLG: 0.400 (1.8)													4	0	1	1	1	0	0					
Scott Sanderson, R ERA: 3.75 (1.1)	6.0	26	7	3	3	3	2	0	0	0	0	0	29	37	4.50	1.500								
David Palmer, R ERA: (7.1)	2.0	8	2	1	1	1	0	0	0	0	0	1	10	10	4.50	1.000								
Skip Lockwood, R ERA: 2.0 (9.1)	3.1	L 14	3	1	1	2	1	1	0	0	0	0	16	24	2.70	1.200								
Inning Stats	R: 1 E: 0 K: 1 S: 6	H: 2 LOB: 1 BB: 0 P: 9	R: 1 E: 0 K: 1 S: 6	H: 2 LOB: 1 BB: 0 P: 7	R: 1 E: 0 K: 1 S: 7	H: 2 LOB: 1 BB: 0 P: 7	R: 0 E: 0 K: 0 S: 2	H: 0 LOB: 1 BB: 2 P: 10	R: 0 E: 0 K: 0 S: 3	H: 1 LOB: 1 BB: 0 P: 3	R: 1 E: 1 K: 1 S: 7	H: 2 LOB: 2 BB: 0 P: 10	R: 0 E: 0 K: 0 S: 4	H: 1 LOB: 2 BB: 1 P: 8	R: 0 E: 0 K: 1 S: 5	H: 1 LOB: 1 BB: 0 P: 6	R: 0 E: 0 K: 1 S: 5	H: 0 LOB: 0 BB: 0 P: 7	R: 1 E: 0 K: 0 S: 2	H: 1 LOB: 1 BB: 1 P: 6	1B: 7 2B: 6 3B: 0 HR: 1	SF: 0 SAC: 1 DP: 3 HBP: 0	WP: 0 PB: 0 SB: 0 CS: 2	PA: 47
PITCHER	IP WLS BF H R ER SO BB IBB HBP BLK WP HR S P ERA WHIP	PITCHER											IP WLS BF H R ER SO BB IBB HBP BLK WP HR S P ERA WHIP											


BOTTOM

New York Mets @ Montreal Expos
Olympic Stadium, Montreal, QB
Tue Apr 17 1979, 3:33 AM EST
Att. 7,912 - Unknown

AB	42
R	5
H	12
RBI	5
BB	4
SO	6
LOB	12



Batter	1	2	3	4	5	6	7	8	9	AB	R	H	RBI	BB	SO	LOB	TOP		
Kelvin Chapman, R OBP: 0.220, SLG: 0.243	0-3 K		0-0 FC5-4			0-0 6-3		0-0 5-3		4	0	0	0	0	1	1	New York Mets @ Philadelphia Phillies Veterans Stadium, Philadelphia, PA Fri Apr 20 1979, 6:05 PM EST Att: 33,253 - Unknown livebaseballscores.com AB 32 R 0 H 5 RBI 0 BB 3 SO 4 LOB 17 		
Steve Henderson, R OBP: 0.356, SLG: 0.405	0-0 F3				0-0 6-3		0-3 K	0-0 6-3		4	0	0	0	0	1	0			
Richie Hebner, L OBP: 0.349, SLG: 0.447	0-0 6-3				0-0 3B		0-0 1B		0-0 FC3-6 1B	4	0	3	0	0	0	0			
Lee Mazzilli, S OBP: 0.490, SLG: 0.651		0-0 F8			0-0 F8		0-0 4-3		0-0 FC3-6 BB 1B	4	0	0	0	0	0	3			
Willie Montanez, L OBP: 0.304, SLG: 0.333		0-0 6-3			0-0 F8		4-0 FC6-4 BB		0-0 BB 1B	3	0	1	0	1	0	1			
John Stearns, R OBP: 0.220, SLG: 0.167		0-0 6-3			0-0 P2		0-0 FC6-4 1-2		0-0 F8	4	0	0	0	0	0	3			
Joel Youngblood, R OBP: 0.429, SLG: 0.375			4-0 FC4-6 BB		0-0 2B		0-0 F9		4-0 BB 1-2 2-3	2	0	1	0	2	0	1			
Doug Flynn, R OBP: 0.220, SLG: 0.179			0-3 K		0-0 F5-3		0-3 K		0-0 F8	3	0	0	0	0	2	3			
Jesse Orosco, R OBP: 0.200, SLG: 0.200										0	0	0	0	0	0	0			
Ed Kranepool, L OBP: 0.239, SLG: 0.304										1	0	0	0	0	0	3			
Craig Swan, R OBP: 0.400, SLG: 0.444			0-0 FC4-6		0-0 6-3					1	0	0	0	0	0	1			
Ron Hodges, L OBP: 0.200, SLG: 0.200										1	0	0	0	0	0	1			
Wayne Twitchell, R OBP: 0.239, SLG: 0.304										0	0	0	0	0	0	0			
Dwight Bernard, R OBP: 0.239, SLG: 0.304										0	0	0	0	0	0	0			
Frank Taveras, R OBP: 0.239, SLG: 0.304										1	0	0	0	0	0	0			
Inning Stats	R: 0 E: 0 K: 1 S: 5	H: 0 LOB: 0 BB: 0 P: 5	R: 0 E: 0 K: 0 S: 3	H: 0 LOB: 0 BB: 0 P: 3	R: 0 E: 0 K: 1 S: 5	H: 0 LOB: 1 BB: 1 P: 9	R: 0 E: 0 K: 0 S: 4	H: 1 LOB: 1 BB: 0 P: 4	R: 0 E: 0 K: 0 S: 4	H: 1 LOB: 1 BB: 0 P: 4	R: 0 E: 0 K: 1 S: 6	H: 0 LOB: 1 BB: 1 P: 6	R: 0 E: 0 K: 1 S: 5	H: 0 LOB: 0 BB: 0 P: 9	R: 0 E: 0 K: 0 S: 3	H: 2 LOB: 3 BB: 1 P: 9	1B: 3 2B: 1 3B: 1 HR: 0	SF: 0 SAC: 0 DP: 0 HBP: 0	WP: 0 PA: 35 PB: 0 SB: 0 CS: 0
PITCHER Dick Ruthven, R ERA: 1.75	IP: 9.0 WLS: W BF: 35 H: 5 R: 0 ER: 0 SO: 4 BB: 3 IBB: 0 HBP: 0 BLK: 0 WP: 0 HR: 0 S: 40 P: 52 ERA: 0.00 WHIP: 0.889											PITCHER	IP: 9.0 WLS: W BF: 35 H: 5 R: 0 ER: 0 SO: 4 BB: 3 IBB: 0 HBP: 0 BLK: 0 WP: 0 HR: 0 S: 40 P: 52 ERA: 0.00 WHIP: 0.889						

Batter	1	2	3	4	5	6	7	8	9	AB	R	H	RBI	BB	SO	LOB	BOTTOM			
Bake McBride, L OBP: 0.283, SLG: 0.455	0-0 F7				0-0 S 1B		0-0 P3			4	1	2	1	0	0	0	New York Mets @ Philadelphia Phillies Veterans Stadium, Philadelphia, PA Fri Apr 20 1979, 6:05 PM EST Att: 33,253 - Unknown livebaseballscores.com AB 34 R 8 H 8 RBI 8 BB 7 SO 3 LOB 17 			
Larry Bowa, S OBP: 0.333, SLG: 0.300	0-0 F6				0-0 F5 1-3		0-0 F3			4	1	1	1	1	0	1				
Pete Rose, S OBP: 0.362, SLG: 0.325	0-0 BB 1B				0-0 F7		0-0 F9			4	1	1	1	1	0	3				
Del Unser, L OBP: 0.500, SLG: 1.000	0-0 BB 1B				0-0 L9		0-0 F9			0	0	0	0	0	0	0				
Greg Luzinski, R OBP: 0.432, SLG: 0.571	4-0 BB 1B				0-0 F7		0-0 F7		0-3 K	3	2	1	2	2	1	1				
Greg Gross, L	1-2 BB 1B				0-0 S BB		0-0 K		0-0 F8	0	0	0	0	0	0	0				
Mike Schmidt, R OBP: 0.349, SLG: 0.600	4-0 BB 1B				0-0 F7		0-0 K		0-0 F8	3	0	0	0	1	1	3				
Pete Mackanin, R	1-2 BB 1B				0-0 F7		0-0 K		0-0 F8	1	0	0	0	0	0	0				
Garry Maddox, R OBP: 0.432, SLG: 0.714	0-0 1-3 2-H 3-H				0-0 F3		0-0 E5 HBP		0-0 F9	5	1	1	2	0	0	1				
Manny Trillo, R OBP: 0.366, SLG: 0.425	0-0 G2				0-0 F3		0-0 F6-3		0-0 4-3	4	0	1	1	0	0	3				
Bob Boone, R OBP: 0.276, SLG: 0.370					0-0 F7		4-0 HBP BB IBB		0-0 1B	2	1	1	0	2	0	0				
Dick Ruthven, R OBP: 0.182, SLG: 0.182					0-0 G3		0-0 F6 BB HBP		0-0 1-3	4	1	0	0	0	1	5				
Inning Stats	R: 2 E: 0 K: 0 S: 5	H: 2 LOB: 2 BB: 2 P: 13	R: 0 E: 0 K: 0 S: 5	H: 2 LOB: 2 BB: 0 P: 5	R: 1 E: 0 K: 1 S: 6	H: 1 LOB: 2 BB: 2 P: 14	R: 0 E: 0 K: 0 S: 4	H: 1 LOB: 1 BB: 0 P: 4	R: 0 E: 0 K: 1 S: 8	H: 1 LOB: 2 BB: 3 P: 21	R: 0 E: 0 K: 0 S: 4	H: 1 LOB: 1 BB: 0 P: 4	R: 0 E: 0 K: 1 S: 3	H: 0 LOB: 0 BB: 0 P: 3	R: 0 E: 0 K: 1 S: 5	H: 0 LOB: 0 BB: 0 P: 5		1B: 8 2B: 0 3B: 0 HR: 0	SF: 0 SAC: 0 DP: 0 HBP: 1	WP: 0 PA: 42 PB: 0 SB: 3 CS: 0
PITCHER Craig Swan, R ERA: 2.89	IP: 4.0 WLS: L BF: 22 H: 6 R: 3 ER: 3 SO: 1 BB: 3 IBB: 1 HBP: 0 BLK: 0 WP: 0 HR: 0 S: 20 P: 36 ERA: 6.75 WHIP: 2.250											PITCHER Wayne Twitchell, R ERA: 11.25	IP: 0.2 WLS: L BF: 8 H: 5 R: 0 ER: 5 SO: 1 BB: 2 IBB: 1 HBP: 1 BLK: 0 WP: 0 HR: 0 S: 6 P: 19 ERA: 0.00 WHIP: 3.000							
Wayne Twitchell, R ERA: 11.25	IP: 0.2 WLS: L BF: 8 H: 5 R: 0 ER: 5 SO: 1 BB: 2 IBB: 1 HBP: 1 BLK: 0 WP: 0 HR: 0 S: 6 P: 19 ERA: 0.00 WHIP: 3.000											PITCHER Dwight Bernard, R ERA: 6.23	IP: 1.1 WLS: L BF: 6 H: 2 R: 0 ER: 2 SO: 0 BB: 0 IBB: 0 HBP: 0 BLK: 0 WP: 0 HR: 0 S: 6 P: 6 ERA: 0.00 WHIP: 1.500							
Dwight Bernard, R ERA: 6.23	IP: 1.1 WLS: L BF: 6 H: 2 R: 0 ER: 2 SO: 0 BB: 0 IBB: 0 HBP: 0 BLK: 0 WP: 0 HR: 0 S: 6 P: 6 ERA: 0.00 WHIP: 1.500											PITCHER Jesse Orosco, L ERA: 6.23	IP: 2.0 WLS: L BF: 6 H: 0 R: 0 ER: 0 SO: 1 BB: 0 IBB: 0 HBP: 0 BLK: 0 WP: 0 HR: 0 S: 8 P: 8 ERA: 0.00 WHIP: 0.000							
Jesse Orosco, L ERA: 6.23	IP: 2.0 WLS: L BF: 6 H: 0 R: 0 ER: 0 SO: 1 BB: 0 IBB: 0 HBP: 0 BLK: 0 WP: 0 HR: 0 S: 8 P: 8 ERA: 0.00 WHIP: 0.000																			

Batter	1	2	3	4	5	6	7	8	9	AB	R	H	RBI	BB	SO	LOB	TOP			
Frank Taveras, R (1,6) OBP: 0.260, SLG: 0.320	6-3		2-3			G3 1B		BB 1B		4	0	2	0	0	0	0	New York Mets @ Philadelphia Phillies Veterans Stadium, Philadelphia, PA Sat Apr 21 1979, 6:05 PM EST Att: 31,851 - Unknown livebaseballscorecards.com			
Steve Henderson, R (1,7) OBP: 0.267, SLG: 0.400	E4 FC4-6 BB		6-3			G3 1B		BB 1B		3	0	1	0	1	0	0				
Richie Hebner, L (1,5) OBP: 0.340, SLG: 0.415	FC4-6 BB			K		G3		P4		3	0	0	0	1	1	4				
Lee Mazzilli, S (1,8) OBP: 0.453, SLG: 0.596	FC4-6			F8		1-3		F9		4	0	0	0	0	0	6				
Willie Montanez, L (1,3) OBP: 0.280, SLG: 0.302	P4			L9		4-3			F8		4	0	0	0	0	4				
Ron Hodges, L (1,2) OBP: 0.231, SLG: 0.308		F9																		
Dale Murray, R (7,1)																				
Gil Flores, R (9, PH) OBP: 0.500, SLG: 0.500																				
Joel Youngblood, R (1,9) OBP: 0.400, SLG: 0.350						2B														
Doug Flynn, R (1,4) OBP: 0.209, SLG: 0.171						F7														
Kelvin Chapman, R (5,4) OBP: 0.209, SLG: 0.231						F1-3														
Neil Allen, R (1,1)																				
Bruce Boisclair, L (5, PH) OBP: 0.364, SLG: 0.545																				
Dwight Bernard, R (5,1)																				
John Stearns, R (7,2) OBP: 0.214, SLG: 0.162																				
Inning Stats	R: 0 E: 1 K: 0 S: 4	H: 0 LOB: 2 BB: 1 P: 8	R: 0 E: 0 K: 1 S: 5	H: 0 LOB: 0 BB: 0 P: 5	R: 0 E: 0 K: 1 S: 3	H: 0 LOB: 0 BB: 0 P: 3	R: 0 E: 0 K: 1 S: 5	H: 1 LOB: 1 BB: 0 P: 4	R: 0 E: 0 K: 0 S: 4	H: 2 LOB: 2 BB: 0 P: 5	R: 0 E: 0 K: 0 S: 3	H: 0 LOB: 0 BB: 0 P: 3	R: 0 E: 0 K: 0 S: 4	H: 1 LOB: 2 BB: 1 P: 8	R: 0 E: 0 K: 2 S: 8	H: 1 LOB: 1 BB: 0 P: 8	1B: 4 2B: 1 3B: 0 HR: 0	SF: 0 SAC: 0 DP: 0 HBP: 0	WP: 0 PB: 0 SB: 0 CS: 0	PA: 35
PITCHER	IP WLS BF H R ER SO BB IBB HBP BLK WP HR S P ERA WHIP																			
Nino Espinosa, R (1,1) ERA: 2.25	7.1 W 29 4 0 0 2 2 0 0 0 0 0 0 31 39 0.00 0.818																			
Tug McGraw, L ERA:	1.2 S 6 1 0 0 2 0 0 0 0 0 0 0 10 10 0.00 0.600																			

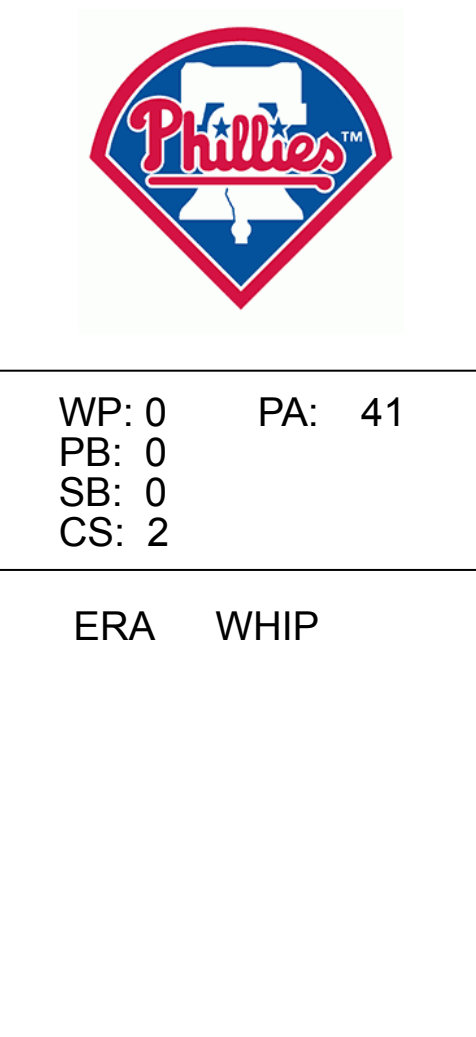
Batter	1	2	3	4	5	6	7	8	9	AB	R	H	RBI	BB	SO	LOB	BOTTOM		
Bake McBride, L (1,9) OBP: 0.280, SLG: 0.426	1-3 1B BB		K		4-3			F8		3	1	0	0	1	1	0	New York Mets @ Philadelphia Phillies Veterans Stadium, Philadelphia, PA Sat Apr 21 1979, 6:05 PM EST Att: 31,851 - Unknown livebaseballscorecards.com		
Larry Bowa, S (1,6) OBP: 0.327, SLG: 0.295	1-3		G3					4-3		4	0	1	0	0	0	1			
Pete Rose, S (1,3) OBP: 0.412, SLG: 0.341	1B BB									1	0	1	0	3	0	0			
Greg Luzinski, R (1,7) OBP: 0.396, SLG: 0.513	P6									4	0	0	0	0	0	6			
Greg Gross, L (9,7)										0	0	0	0	0	0	0			
Mike Schmidt, R (1,5) OBP: 0.383, SLG: 0.605	S 1-3 2-H									3	1	2	1	1	0	0			
Gary Maddox, R (1,8) OBP: 0.417, SLG: 0.717	F4									4	1	1	1	0	0	3			
Manny Trillo, R (1,4) OBP: 0.386, SLG: 0.442										3	0	2	1	0	0	0			
Bob Boone, R (1,2) OBP: 0.281, SLG: 0.367										3	0	1	0	0	0	2			
Nino Espinosa, R (1,1)										3	0	0	0	0	0	2			
Tug McGraw, R (8,1)										0	0	0	0	0	0	0			
Inning Stats	R: 1 E: 0 K: 0 S: 4	H: 1 LOB: 2 BB: 2 P: 12	R: 0 E: 0 K: 1 S: 3	H: 1 LOB: 0 BB: 0 P: 3	R: 0 E: 0 K: 1 S: 5	H: 0 LOB: 1 BB: 1 P: 9	R: 2 E: 0 K: 0 S: 5	H: 3 LOB: 0 BB: 0 P: 5	R: 0 E: 0 K: 0 S: 4	H: 2 LOB: 1 BB: 0 P: 4	R: 0 E: 0 K: 0 S: 3	H: 1 LOB: 0 BB: 0 P: 3	R: 0 E: 0 K: 0 S: 2	H: 0 LOB: 1 BB: 2 P: 10	1B: 7 2B: 1 3B: 1 HR: 0	SF: 0 SAC: 0 DP: 4 HBP: 0		WP: 0 PB: 0 SB: 1 CS: 0	PA: 33
PITCHER	IP WLS BF H R ER SO BB IBB HBP BLK WP HR S P ERA WHIP																		
Neil Allen, R (1,1) ERA: 5.4	4.0 L 18 5 3 0 0 0 0 0 0 0 0 0 8 8 6.75 2.000																		
Dwight Bernard, R (5,1) ERA: 4.28	2.0 8 3 0 0 0 0 0 0 0 0 0 0 8 8 0.00 1.500																		
Dale Murray, R (7,1) ERA: 3.65	2.0 7 0 0 0 0 0 2 0 0 0 0 0 0 5 13 0.00 1.000																		

Batter	1	2	3	4	5	6	7	8	9	AB	R	H	RBI	BB	SO	LOB	TOP					
Frank Taveras, R (1,6) OBP: 0.278, SLG: 0.370	1-3		K					E		4	1	2	1	0	1	0	New York Mets @ Philadelphia Phillies Veterans Stadium, Philadelphia, PA Sun Apr 22 1979, 3:33 AM EST Att: 35,020 - Unknown					
Richie Hebner, L (1,5) OBP: 0.333, SLG: 0.400	F8			G4-6-3		4-3		L3		4	0	1	0	0	0	1						
Lee Mazzilli, S (1,8) OBP: 0.421, SLG: 0.549	E5			F8			F9	P6		4	0	0	0	0	0	1						
Steve Henderson, R (1,7) OBP: 0.358, SLG: 0.388	4-3			G4-6-3			4-3			4	0	1	0	0	0	2						
Willie Montanez, L (1,3)		F8					3-1		F8	4	0	0	0	0	0	1						
Joel Youngblood, R (1,9) OBP: 0.414, SLG: 0.478					K				P6	3	1	1	1	1	1	1						
John Stearns, R (1,2) OBP: 0.239, SLG: 0.200					6-3					3	1	1	0	1	0	1						
Doug Flynn, R (1,4) OBP: 0.200, SLG: 0.163										2	0	0	0	0	0	0						
Gil Flores, R (8, PH) OBP: 0.571, SLG: 0.571										1	1	1	1	0	0	0						
Kelvin Chapman, R (8,4) OBP: 0.205, SLG: 0.225										1	0	0	0	0	0	2						
Pete Falcone, L (1,1)										2	0	0	0	0	1	0						
Dale Murray, R (7,1)										0	0	0	0	0	0	0						
Jesse Orosco, R (7,1)										0	0	0	0	0	0	0						
Skip Lockwood, R (8,1)										0	0	0	0	0	0	0						
Inning Stats	R: 0 E: 1 K: 0 S: 4	H: 0 LOB: 1 BB: 0 P: 4	R: 0 E: 0 K: 0 S: 2	H: 0 LOB: 0 BB: 1 P: 6	R: 0 E: 0 K: 1 S: 5	H: 0 LOB: 0 BB: 0 P: 5	R: 0 E: 0 K: 0 S: 3	H: 1 LOB: 0 BB: 0 P: 3	R: 0 E: 0 K: 1 S: 5	H: 0 LOB: 0 BB: 0 P: 5	R: 0 E: 0 K: 0 S: 6	H: 1 LOB: 1 BB: 0 P: 6	R: 0 E: 0 K: 0 S: 3	H: 0 LOB: 0 BB: 0 P: 3	R: 4 E: 2 K: 0 S: 7	H: 4 LOB: 0 BB: 0 P: 7	R: 0 E: 0 K: 0 S: 4	H: 1 LOB: 2 BB: 1 P: 8	1B: 4 2B: 1 3B: 1 HR: 1	SF: 0 SAC: 1 DP: 1 HBP: 0	WP: 0 PB: 0 SB: 1 CS: 1	PA: 35
PITCHER	IP WLS BF H R ER SO BB IBB HBP BLK WP HR S P ERA WHIP																					
Steve Carlton, L (1,1) ERA: 5.02	7.1 L 27 5 3 3 3 1 0 0 0 0 1 32 36 3.68 0.818																					
Ron Reed, R (8,1) ERA: 3.0	1.2 8 2 1 0 0 0 1 0 0 0 0 7 11 0.00 1.200																					

Batter	1	2	3	4	5	6	7	8	9	AB	R	H	RBI	BB	SO	LOB	BOTTOM					
Jose Cardenal, R (1,9) OBP: 0.278, SLG: 0.370	F6-4-3		P5			FC6-4		G5-3		3	0	0	0	2	0	5	New York Mets @ Philadelphia Phillies Veterans Stadium, Philadelphia, PA Sun Apr 22 1979, 3:33 AM EST Att: 35,020 - Unknown					
Larry Bowa, S (1,6) OBP: 0.352, SLG: 0.354			F9							4	1	2	0	1	0	2						
Pete Rose, S (1,3) OBP: 0.429, SLG: 0.378										4	0	3	1	0	0	2						
Greg Luzinski, R (1,7) OBP: 0.404, SLG: 0.500										3	0	1	0	1	0	4						
Mike Schmidt, R (7, PR) OBP: 0.393, SLG: 0.605										0	0	0	0	0	0	0						
Greg Gross, L (9, PH)										1	0	0	0	0	1	2						
Bob Boone, R (1,5) OBP: 0.286, SLG: 0.364										3	1	1	0	0	0	5						
Del Unser, L (7, PH) OBP: 0.333, SLG: 0.667										1	0	0	0	0	0	1						
Ron Reed, R (8,1)										0	0	0	0	0	0	0						
Dave Rader, L (9, PH)										1	0	0	0	0	0	2						
Gary Maddox, R (1,8) OBP: 0.442, SLG: 0.708										2	0	1	0	2	0	0						
Inning Stats	R: 0 E: 0 K: 0 S: 3	H: 1 LOB: 1 BB: 1 P: 7	R: 1 E: 0 K: 0 S: 4	H: 2 LOB: 1 BB: 1 P: 8	R: 0 E: 0 K: 0 S: 4	H: 1 LOB: 2 BB: 1 P: 8	R: 0 E: 0 K: 0 S: 3	H: 0 LOB: 0 BB: 0 P: 3	R: 0 E: 0 K: 0 S: 4	H: 1 LOB: 3 BB: 2 P: 12	R: 0 E: 0 K: 0 S: 4	H: 1 LOB: 2 BB: 1 P: 8	R: 1 E: 0 K: 0 S: 4	H: 2 LOB: 1 BB: 0 P: 4	R: 0 E: 0 K: 0 S: 3	H: 1 LOB: 2 BB: 1 P: 8	R: 0 E: 0 K: 1 S: 5	H: 1 LOB: 1 BB: 1 P: 9	1B: 9 2B: 0 3B: 1 HR: 0	SF: 2 SAC: 1 DP: 3 HBP: 1	WP: 0 PB: 0 SB: 0 CS: 2	PA: 41
PITCHER	IP WLS BF H R ER SO BB IBB HBP BLK WP HR S P ERA WHIP																					
Pete Falcone, L (1,1) ERA: 2.95	6.1 1 1 0 0 0 0 0 0 0 0 0 24 48 2.84 2.053																					
Dale Murray, R (7,1) ERA: 3.65	0.0 1 1 0 0 0 0 0 0 0 0 0 1 1 ∞ ∞																					
Jesse Orosco, L (7,1) ERA:	1.0 W 5 1 0 0 0 1 0 1 0 0 0 3 8 0.00 2.000																					
Skip Lockwood, R (8,1) ERA: 1.69	1.2 S 5 1 0 0 1 1 0 0 0 0 0 6 10 0.00 1.200																					

AB	32
R	4
H	7
RBI	3
BB	2
SO	3
LOB	9

AB	29
R	2
H	10
RBI	2
BB	8
SO	1
LOB	28



Batter	1	2	3	4	5	6	7	8	9	AB	R	H	RBI	BB	SO	LOB	TOP					
Bill North, S OBP: 0.338, SLG: 0.234 (1, 8)	1-2 1-3		1-2 L5			0-0 F4-3			0-0 F7	4	0	0	0	0	0	2						
Terry Whitfield, L OBP: 0.370, SLG: 0.452 (1, 7)	2-1 F6		0-0 F6			0-0 5-3			0-0 F2	4	0	0	0	0	0	2						
Bill Madlock, R OBP: 0.195, SLG: 0.191 (1, 4)	1-3 K			2-2 F3					0-0 F6	3	0	0	0	0	1	0						
Jack Clark, R OBP: 0.372, SLG: 0.441 (1, 9)		2-0 F4		0-0 L6					0-3 K	3	0	0	0	0	1	0						
Darrell Evans, L OBP: 0.299, SLG: 0.304 (1, 5)		2-3 K		1-0 F8					0-0 F5	3	0	0	0	0	1	0						
Mike Ivie, R OBP: 0.308, SLG: 0.400 (1, 3)		0-1 F3			0-0 5-3				0-0 F9	3	0	0	0	0	0	0						
Marc Hill, R OBP: 0.215, SLG: 0.200 (6, PR)			4-0 2B BB		2-2 1-3				0-0 F4-6-3 1B	2	0	1	0	1	0	0						
Max Venable, L Mike Sadek, R (8, 2)										0	0	0	0	0	0	0						
Roger Metzger, S OBP: 0.192, SLG: 0.220 (1, 6)			0-0 2B		0-0 F9				0-0 F4-6-3 1-2	3	0	1	0	0	0	1						
Tom Griffin, R (1, 1)			2-3 K			0-0 F5			0-0 F8	1	0	0	0	0	1	2						
John Tamargo, S OBP: 0.286, SLG: 0.857 (6, PH)										1	0	0	0	0	0	0						
Dave Roberts, L (6, 1)										0	0	0	0	0	0	0						
Willie McCovey, L OBP: 0.389, SLG: 0.588 (9, PH)										1	0	0	0	0	0	0						
Inning Stats	R: 0 E: 0 K: 1 S: 9	H: 0 LOB: 0 BB: 0 P: 13	R: 0 E: 0 K: 1 S: 6	H: 0 LOB: 0 BB: 0 P: 10	R: 0 E: 0 K: 1 S: 9	H: 1 LOB: 2 BB: 1 P: 16	R: 0 E: 0 K: 0 S: 6	H: 0 LOB: 0 BB: 0 P: 9	R: 0 E: 0 K: 0 S: 6	H: 0 LOB: 0 BB: 0 P: 8	R: 0 E: 0 K: 0 S: 3	H: 0 LOB: 0 BB: 0 P: 3	R: 0 E: 0 K: 1 S: 5	H: 0 LOB: 0 BB: 0 P: 5	R: 0 E: 0 K: 0 S: 3	H: 1 LOB: 1 BB: 0 P: 3	R: 0 E: 0 K: 0 S: 3	H: 0 LOB: 0 BB: 0 P: 3	1B: 1 2B: 1 3B: 0 HR: 0	SF: 0 SAC: 0 DP: 1 HBP: 0	WP: 0 PB: 0 SB: 0 CS: 0	PA: 29
PITCHER Craig Swan, R ERA: 2.19 (1, 1)	IP: 9.0 WLS: W BF: 29 H: 2 R: 0 ER: 0 SO: 4 BB: 1 IBB: 0 HBP: 0 BLK: 0 WP: 0 HR: 0 S: 50 P: 70 ERA: 0.00 WHIP: 0.333															PITCHER	IP: 9.0 WLS: W BF: 29 H: 2 R: 0 ER: 0 SO: 4 BB: 1 IBB: 0 HBP: 0 BLK: 0 WP: 0 HR: 0 S: 50 P: 70 ERA: 0.00 WHIP: 0.333					

San Francisco Giants @ New York Mets
Shea Stadium, Flushing, NY
Wed Apr 25 1979, 6:05 PM EST
Att: 5,665 - Unknown

AB	28
R	0
H	2
RBI	0
BB	1
SO	4
LOB	7



Batter	1	2	3	4	5	6	7	8	9	AB	R	H	RBI	BB	SO	LOB	BOTTOM			
Frank Taveras, R OBP: 0.286, SLG: 0.344 (1, 6)	1-2 F5		1-0 F4		0-0 F7			0-0 4-3		4	0	0	0	0	0	0				
Richie Hebner, L OBP: 0.317, SLG: 0.389 (1, 5)	3-2 G3		0-1 1-3			0-0 4-3		0-3 K		4	0	0	0	0	1	0				
Lee Mazzilli, S OBP: 0.400, SLG: 0.509 (1, 8)	3-2 G3		2-0 F5			0-0 7-4 1B				3	0	1	0	0	0	0				
Steve Henderson, R OBP: 0.367, SLG: 0.370 (1, 7)		4-2 2B SF7 BB		0-1 5-3		4-0 1-2 BB				1	1	0	0	2	0	0				
Willie Montanez, L OBP: 0.262, SLG: 0.283 (1, 3)		2-2 1-3 2B		1-1 L3		0-0 7-4 2-3f				3	0	1	0	0	0	2				
Joel Youngblood, R OBP: 0.389, SLG: 0.536 (1, 9)		1-0 SF7		1-0 F7			0-3 K			2	0	0	1	0	1	0				
John Stearns, R OBP: 0.245, SLG: 0.277 (1, 2)		3-3 K			2-2 HR		0-3 K			3	1	1	1	0	2	1				
Doug Flynn, R OBP: 0.231, SLG: 0.167 (1, 4)		4-0 BB			2-1 F4-3		0-0 F4-3			2	0	0	0	1	0	0				
Craig Swan, R OBP: 0.308, SLG: 0.333 (1, 1)		1-3 K			3-3 K		0-3 K			3	0	0	0	0	3	2				
Inning Stats	R: 0 E: 0 K: 0 S: 9	H: 0 LOB: 0 BB: 0 P: 16	R: 1 E: 0 K: 2 S: 14	H: 1 LOB: 2 BB: 2 P: 29	R: 0 E: 0 K: 0 S: 4	H: 0 LOB: 0 BB: 0 P: 7	R: 0 E: 0 K: 0 S: 5	H: 0 LOB: 0 BB: 0 P: 7	R: 1 E: 0 K: 1 S: 10	H: 1 LOB: 0 BB: 0 P: 17	R: 0 E: 0 K: 0 S: 3	H: 1 LOB: 1 BB: 1 P: 7	R: 0 E: 0 K: 2 S: 7	H: 0 LOB: 0 BB: 0 P: 7	R: 0 E: 0 K: 2 S: 7	H: 0 LOB: 0 BB: 0 P: 7	1B: 1 2B: 2 3B: 0 HR: 1	SF: 1 SAC: 0 DP: 1 HBP: 0	WP: 0 PB: 0 SB: 1 CS: 0	PA: 29
PITCHER Tom Griffin, R ERA: 4.19 (1, 1)	IP: 5.0 WLS: L BF: 19 H: 2 R: 2 ER: 2 SO: 3 BB: 2 IBB: 0 HBP: 0 BLK: 0 WP: 0 HR: 1 S: 42 P: 76 ERA: 3.60 WHIP: 0.800															PITCHER	IP: 5.0 WLS: L BF: 19 H: 2 R: 2 ER: 2 SO: 3 BB: 2 IBB: 0 HBP: 0 BLK: 0 WP: 0 HR: 1 S: 42 P: 76 ERA: 3.60 WHIP: 0.800			
Dave Roberts, L ERA: (6, 1)	3.0 WLS: 10 BF: 1 H: 0 R: 0 ER: 0 SO: 4 BB: 1 IBB: 0 HBP: 0 BLK: 0 WP: 0 HR: 0 S: 17 P: 21 ERA: 0.00 WHIP: 0.667															PITCHER	3.0 WLS: 10 BF: 1 H: 0 R: 0 ER: 0 SO: 4 BB: 1 IBB: 0 HBP: 0 BLK: 0 WP: 0 HR: 0 S: 17 P: 21 ERA: 0.00 WHIP: 0.667			

San Francisco Giants @ New York Mets
Shea Stadium, Flushing, NY
Wed Apr 25 1979, 6:05 PM EST
Att: 5,665 - Unknown

AB	25
R	2
H	3
RBI	2
BB	3
SO	7
LOB	5



Batter	1	2	3	4	5	6	7	8	9	AB	R	H	RBI	BB	SO	LOB	TOP										
Davey Lopes, R OBP: 0.286, SLG: 0.322 (1, 4)	6-3		F8		5-3		5-3			4	0	0	0	0	0	0	Los Angeles Dodgers @ New York Mets Shea Stadium, Flushing, NY Sat Apr 28 1979, 3:33 AM EST Att: 11,426 - Unknown										
Bill Russell, R OBP: 0.337, SLG: 0.375 (1, 6)	K			F4		5-3		F4-3	4	0	0	0	0	1	0												
Reggie Smith, S OBP: 0.355, SLG: 0.360 Gary Thomasson, L OBP: 0.407, SLG: 0.326 (7, 9)	K			FC5-4 BB		WP 6-3 2B BB		WP BB	1	1	0	0	2	1	0												
Steve Garvey, R OBP: 0.344, SLG: 0.488 (1, 3)		6-3		FC5-4 FC6-4		6-3		F9	4	0	0	0	0	0	3												
Ron Cey, R OBP: 0.383, SLG: 0.403 (1, 5)				FC6-4		2B IBB			2	0	1	0	2	0	1												
Dusty Baker Jr., R OBP: 0.396, SLG: 0.408 (1, 7)					6-3			F7	4	0	2	1	0	0	2												
Derrel Thomas, S OBP: 0.279, SLG: 0.300 (1, 8)						HR BB			3	1	0	0	1	0	4												
Steve Yeager, R OBP: 0.244, SLG: 0.486 (1, 2)			6-3			HR		F8	4	1	1	2	0	1	0												
Burt Hooton, R OBP: 0.200, SLG: 0.214 (1, 1)			F8			F8		K	4	0	0	0	0	2	0												
Inning Stats	R: 0 E: 0 K: 2 S: 7	H: 0 LOB: 0 BB: 0 P: 7	R: 0 E: 0 K: 0 S: 4	H: 2 LOB: 1 BB: 0 P: 4	R: 0 E: 0 K: 0 S: 3	H: 0 LOB: 0 BB: 0 P: 3	R: 0 E: 0 K: 0 S: 3	H: 0 LOB: 1 BB: 1 P: 7	R: 2 E: 0 K: 0 S: 4	H: 1 LOB: 0 BB: 1 P: 8	R: 1 E: 0 K: 0 S: 4	H: 1 LOB: 0 BB: 2 P: 12	R: 0 E: 0 K: 1 S: 5	H: 0 LOB: 0 BB: 0 P: 5	R: 0 E: 0 K: 0 S: 3	H: 0 LOB: 2 BB: 2 P: 11		R: 0 E: 0 K: 2 S: 7	H: 0 LOB: 0 BB: 0 P: 7	1B: 2 2B: 1 3B: 0 HR: 1	SF: 0 SAC: 0 DP: 1 HBP: 0	WP: 3 PB: 0 SB: 0 CS: 0	PA: 36				
PITCHER	IP	WLS	BF	H	R	ER	SO	BB	IBB	HBP	BLK	WP	HR	S	P	ERA	WHIP										
Pete Falcone, L ERA: 3.1 (1, 1)	7.2	L	32	4	3	3	3	5	1	0	0	2	1	32	56	3.52	1.174										
Dale Murray, R ERA: 3.55 (8, 1)	0.1		1	0	0	0	0	0	0	0	0	0	0	1	1	0.00	0.000										
Dwight Bernard, R ERA: 2.89 (9, 1)	1.0		3	0	0	0	2	0	0	0	0	0	0	7	7	0.00	0.000										
Batter	1	2	3	4	5	6	7	8	9	AB	R	H	RBI	BB	SO	LOB	BOTTOM										
Frank Taveras, R OBP: 0.269, SLG: 0.323 (1, 6)	F7		2-3			6-3		P4		4	0	0	0	0	0	3	Los Angeles Dodgers @ New York Mets Shea Stadium, Flushing, NY Sat Apr 28 1979, 3:33 AM EST Att: 11,426 - Unknown										
Richie Hebner, L OBP: 0.311, SLG: 0.382 Bruce Boisclair, L OBP: 0.286, SLG: 0.429 (1, 5) (2, 9)	K		F8			K		1-3	1	0	0	0	0	1	0												
Lee Mazzilli, S OBP: 0.391, SLG: 0.492 (1, 8)	K				6-3			F9	4	0	1	0	0	1	0												
Steve Henderson, R OBP: 0.344, SLG: 0.345 (1, 7)		6-3			F8			F8	4	0	0	0	0	1	1												
Willie Montanez, L OBP: 0.246, SLG: 0.263 (1, 3)								K	4	0	0	0	0	2	0												
Joel Youngblood, R OBP: 0.385, SLG: 0.613 (1, 9) (2, 5)								F8	3	1	1	1	0	0	0												
John Stearns, R OBP: 0.250, SLG: 0.280 (1, 2)								P4	3	0	1	0	0	1	0												
Doug Flynn, R OBP: 0.236, SLG: 0.196 (1, 4)								F8	3	0	1	0	0	0	0												
Pete Falcone, L (1, 1)									2	0	0	0	0	1	2												
Dale Murray, R (8, 1)									0	0	0	0	0	0	0												
Ron Hodges, L OBP: 0.286, SLG: 0.308 Dwight Bernard, R (9, 1)									0	0	0	0	1	0	0												
Inning Stats	R: 0 E: 0 K: 2 S: 7	H: 0 LOB: 0 BB: 0 P: 7	R: 0 E: 0 K: 0 S: 3	H: 0 LOB: 0 BB: 0 P: 3	R: 0 E: 0 K: 0 S: 5	H: 2 LOB: 2 BB: 0 P: 5	R: 0 E: 0 K: 0 S: 3	H: 0 LOB: 0 BB: 0 P: 3	R: 1 E: 0 K: 2 S: 8	H: 1 LOB: 0 BB: 0 P: 8	R: 0 E: 0 K: 1 S: 6	H: 1 LOB: 1 BB: 0 P: 6	R: 0 E: 0 K: 1 S: 5	H: 0 LOB: 0 BB: 0 P: 5	R: 0 E: 0 K: 0 S: 3	H: 0 LOB: 1 BB: 1 P: 7	R: 0 E: 0 K: 2 S: 7	H: 0 LOB: 0 BB: 0 P: 7	1B: 2 2B: 1 3B: 0 HR: 1	SF: 0 SAC: 0 DP: 0 HBP: 0	WP: 0 PB: 0 SB: 0 CS: 0	PA: 32					
PITCHER	IP	WLS	BF	H	R	ER	SO	BB	IBB	HBP	BLK	WP	HR	S	P	ERA	WHIP										
Burt Hooton, R ERA: 2.52 (1, 1)	9.0	W	32	4	1	1	8	1	0	0	0	0	1	47	51	1.00	0.556										

AB 30
R 3
H 4
RBI 3
BB 6
SO 5
LOB 10



AB 31
R 1
H 4
RBI 1
BB 1
SO 8
LOB 9



Batter	1	2	3	4	5	6	7	8	9	AB	R	H	RBI	BB	SO	LOB	TOP										
Davey Lopes, R OBP: 0.287, SLG: 0.313	5-3			F4	1-2 2-H			1B	FC6-5	5	0	2	1	0	0	2											
Bill Russell, R OBP: 0.327, SLG: 0.371				6-3	F7			F9		4	0	1	0	0	0	3											
Gary Thomasson, L OBP: 0.397, SLG: 0.327				F7				F4		4	0	0	0	0	0	2											
Steve Garvey, R OBP: 0.343, SLG: 0.468				F4				F4		4	1	2	0	0	1	0											
Ron Cey, R OBP: 0.371, SLG: 0.392				6-3	F8			F8		4	0	0	0	0	0	3											
Dusty Baker Jr., R OBP: 0.385, SLG: 0.446				L3				F4-3		4	1	1	0	0	0	0											
Von Joshua, L OBP: 0.316, SLG: 0.474				F4-6-3				F4-3		4	1	2	1	0	0	1											
Steve Yeager, R OBP: 0.250, SLG: 0.475				K				E1		3	0	1	1	0	1	2											
Vic Davallo, L (9, PH)				K				FC6-5		1	0	0	0	0	0	0											
Andy Messersmith, R Rick Sutcliffe, L Reggie Smith, S Charlie Hough, R Rick Monday, L Ted Martinez, R				F4-6-3				K		0	0	0	0	0	0	0											
Inning Stats	R: 0 E: 0 K: 0 S: 3	H: 1 LOB: 0 BB: 0 P: 3	R: 0 E: 0 K: 0 S: 3	H: 0 LOB: 0 BB: 0 P: 3	R: 0 E: 0 K: 1 S: 5	H: 1 LOB: 0 BB: 0 P: 5	R: 0 E: 0 K: 0 S: 3	H: 0 LOB: 0 BB: 0 P: 3	R: 3 E: 0 K: 1 S: 10	H: 5 LOB: 2 BB: 0 P: 10	R: 0 E: 0 K: 1 S: 5	H: 0 LOB: 0 BB: 0 P: 5	R: 0 E: 0 K: 1 S: 6	H: 0 LOB: 1 BB: 0 P: 6	R: 0 E: 0 K: 0 S: 5	H: 2 LOB: 2 BB: 0 P: 5	R: 0 E: 1 K: 0 S: 5	H: 1 LOB: 2 BB: 0 P: 5	1B: 10 2B: 0 3B: 0 HR: 0	SF: 0 SAC: 0 DP: 1 HBP: 0	WP: 0 PA: 37 PB: 0 SB: 1 CS: 0						
PITCHER	IP	WLS	BF	H	R	ER	SO	BB	IBB	HBP	BLK	WP	HR	S	P	ERA	WHIP										
Mike Scott, R ERA: 3.97	4.1		17	6	3	3	1	0	0	0	0	0	0	19	19	6.23	1.385										
Dwight Bernard, R ERA: 2.91	0.2		3	1	0	0	1	0	0	0	0	0	0	5	5	0.00	1.500										
Dale Murray, R ERA: 2.76	3.2	W	16	3	0	0	2	0	0	0	0	0	0	20	20	0.00	0.818										
Skip Lockwood, R ERA: 1.38	0.1	S	1	0	0	0	0	0	0	0	0	0	0	1	1	0.00	0.000										
Batter	1	2	3	4	5	6	7	8	9	AB	R	H	RBI	BB	SO	LOB	BOTTOM										
Frank Taveras, R OBP: 0.270, SLG: 0.310		P4			SH3			F7		2	1	0	0	1	0	0											
Richie Hebner, L OBP: 0.319, SLG: 0.371		F8			PB			S		3	1	1	1	1	0	1											
Lee Mazzilli, S OBP: 0.390, SLG: 0.471					F7			S		4	1	2	2	0	1	1											
Willie Montanez, L OBP: 0.247, SLG: 0.250					F8			K		3	1	0	0	1	1	2											
John Stearns, R OBP: 0.274, SLG: 0.339					CS			G2		4	0	2	1	0	0	0											
Joel Youngblood, R OBP: 0.404, SLG: 0.684					CS			HR		4	1	2	1	0	0	2											
Steve Henderson, R OBP: 0.319, SLG: 0.318					6-3			P4		4	0	1	1	0	0	1											
Skip Lockwood, R OBP: 0.556, SLG: 0.175					F4-3			4-3		0	0	0	0	0	0	0											
Doug Flynn, R OBP: 0.213, SLG: 0.175					F6-3			F6-3		3	0	0	0	0	0	2											
Mike Scott, R ERA: 4.84	5.2	L	22	6	2	2	2	0	0	0	0	0	1	26	26	3.18	1.059										
Bruce Boisclair, L OBP: 0.313, SLG: 0.500	2.0		8	2	1	1	1	1	0	0	0	0	0	9	13	4.50	1.500										
Dale Murray, R ERA: 6.0	0.1		4	1	3	3	0	2	0	0	0	0	0	2	10	81.00	9.000										
Inning Stats	R: 3 E: 0 K: 0 S: 6	H: 3 LOB: 2 BB: 2 P: 14	R: 0 E: 0 K: 1 S: 5	H: 0 LOB: 0 BB: 0 P: 5	R: 0 E: 0 K: 1 S: 5	H: 1 LOB: 0 BB: 0 P: 5	R: 0 E: 0 K: 0 S: 3	H: 0 LOB: 0 BB: 0 P: 3	R: 1 E: 0 K: 0 S: 5	H: 2 LOB: 1 BB: 0 P: 5	R: 1 E: 0 K: 0 S: 4	H: 1 LOB: 0 BB: 0 P: 4	R: 1 E: 0 K: 1 S: 6	H: 1 LOB: 1 BB: 1 P: 10	R: 0 E: 0 K: 0 S: 3	H: 1 LOB: 0 BB: 0 P: 3	1B: 6 2B: 2 3B: 0 HR: 1	SF: 0 SAC: 1 DP: 0 HBP: 0	WP: 0 PA: 35 PB: 1 SB: 3 CS: 2								
PITCHER	IP	WLS	BF	H	R	ER	SO	BB	IBB	HBP	BLK	WP	HR	S	P	ERA	WHIP										
Andy Messersmith, R ERA: 2.53	0.1		4	1	3	3	0	2	0	0	0	0	0	2	10	81.00	9.000										
Charlie Hough, R ERA: 6.0	2.0		8	2	1	1	1	1	0	0	0	0	0	9	13	4.50	1.500										

Los Angeles Dodgers @ New York Mets
Shea Stadium, Flushing, NY
Sun Apr 29 1979, 3:38 AM EDT
Att: 19,982 - Unknown

AB 37
R 3
H 10
RBI 3
BB 0
SO 4
LOB 17

WP: 0 PA: 37
PB: 0
SB: 1
CS: 0

Los Angeles Dodgers @ New York Mets
Shea Stadium, Flushing, NY
Sun Apr 29 1979, 3:38 AM EDT
Att: 19,982 - Unknown

AB 30
R 6
H 9
RBI 6
BB 3
SO 3
LOB 9

WP: 0 PA: 35
PB: 1
SB: 3
CS: 2

PITCHER IP WLS BF H R ER SO BB IBB HBP BLK WP HR S P ERA WHIP

Batter	1	2	3	4	5	6	7	8	9	AB	R	H	RBI	BB	SO	LOB	TOP			
Frank Taveras, R (1, 6) OBP: 0.270, SLG: 0.286	0-2 4-3		1-2 F5	2-2 FC6-4		4-0 S BB			0-0 1-3	4	0	0	0	1	0	1				
Joel Youngblood, R (1, 5) OBP: 0.426, SLG: 0.640	1-2 F3		2-2 F8		0-2 5-3	2-3 K			0-3 K	5	0	0	0	0	2	1				
Lee Mazzilli, S (1, 8) OBP: 0.370, SLG: 0.420	0-1 4-3		2-3 K		0-0 BB 1B				0-0 G3	5	1	1	0	0	1	0				
Willie Montanez, L (1, 3) OBP: 0.253, SLG: 0.260		1-1 F8		1-2 2B SF8 1B	4-1 1B BB				0-0 1B	3	1	2	0	1	0	0				
John Stearns, R (1, 2) OBP: 0.329, SLG: 0.388		0-1 2B 1B		2-1 SF8 2B	0-1 P6				0-3 K	4	2	2	0	0	1	3				
Ed Kranepool, L (1, 9) OBP: 0.400, SLG: 0.429		2-0 1B		0-0 SF8	2-2 1B				0-0 4-3	2	0	2	3	0	0	0				
Alex Trevino, R (7, PH) OBP: 0.333, SLG: 0.333		1-H 2B		2-3 3-H 1B	1-3 2-H 1B					1	0	0	0	0	0	1				
Steve Henderson, R (1, 7) OBP: 0.353, SLG: 0.364		1-0 L9		0-1 F6-3 1B 2B	1-0 4-3				0-3 K	4	1	1	1	0	1	3				
Doug Flynn, R (1, 4) OBP: 0.233, SLG: 0.235		4-2 BB		1-0 F6-3		1-2 F6-3			0-0 F4-3	3	0	0	0	1	0	1				
Pete Falcone, L (1, 1) OBP: 0.100, SLG: 0.100		0-0 1-3		0-2 FC6-4 1B		2-3 K			0-0 5-3	2	0	1	1	0	0	2				
Bruce Boicstair, L (4, PH) OBP: 0.338, SLG: 0.500										0	0	0	0	0	0	0				
Jesse Orosco, R (6, PH) OBP: 0.310, SLG: 0.320										0	0	0	0	0	0	0				
Kelvin Chapman, R (8, PH) OBP: 0.310, SLG: 0.320										0	0	0	0	0	0	0				
Dale Murray, R (8, PH) OBP: 0.310, SLG: 0.320										0	0	0	0	0	0	0				
Inning Stats	R: 0 E: 0 K: 0 S: 10	H: 0 LOB: 0 BB: 0 P: 11	R: 1 E: 0 K: 0 S: 10	H: 2 LOB: 2 BB: 1 P: 18	R: 0 E: 0 K: 1 S: 9	H: 0 LOB: 0 BB: 0 P: 14	R: 3 E: 0 K: 0 S: 16	H: 4 LOB: 1 BB: 0 P: 22	R: 1 E: 0 K: 2 S: 11	H: 2 LOB: 2 BB: 1 P: 18	R: 0 E: 0 K: 1 S: 6	H: 1 LOB: 1 BB: 0 P: 6	R: 0 E: 0 K: 1 S: 5	H: 0 LOB: 0 BB: 0 P: 5	R: 0 E: 0 K: 1 S: 5	H: 0 LOB: 0 BB: 0 P: 5	1B: 6 2B: 3 3B: 0 HR: 0	SF: 1 SAC: 0 DP: 0 HBP: 0	WP: 0 PB: 0 SB: 2 CS: 0	PA: 39
PITCHER	IP WLS BF H R ER SO BB IBB HBP BLK WP HR S P ERA WHIP	IP WLS BF H R ER SO BB IBB HBP BLK WP HR S P ERA WHIP																		
Ed Halicki, R (1, 1) ERA: 6.25	6.0 W 29 8 5 5 3 3 0 0 0 0 0 0 65 101 7.50 1.833	3.0 S 10 1 0 0 3 0 0 0 0 0 0 0 16 16 0.00 0.333																		
Gary Lavelle, L (7, 1) ERA: 0.9																				

New York Mets @ San Francisco Giants
Candlestick Park, San Francisco, CA
Thu May 03 1979, 6:33 AM EDT
Att: 5,123 - Unknown

AB 35
R 5
H 9
RBI 5
BB 3
SO 6
LOB 12



Batter	1	2	3	4	5	6	7	8	9	AB	R	H	RBI	BB	SO	LOB	BOTTOM			
Bill North, S (1, 8) OBP: 0.378, SLG: 0.321	2-1 5-3 S 1B 1B		4-0 CS BB	1-1 HR	0-0 F4			0-0 1-3		4	2	2	1	1	0	0				
Terry Whitfield, L (1, 7) OBP: 0.378, SLG: 0.468	2-3 K		1 SAFE 4-2 1B BB	0-0 S 2B 1B	0-0 L8			0-0 F4-3		4	1	1	0	1	1	2				
Jack Clark, R (1, 9) OBP: 0.375, SLG: 0.466	2-0 5-3		1-2 1B	0-3 K		4-0 1B CS BB		0-0 5-3		4	0	1	0	1	1	2				
Willie McCovey, L (1, 3) OBP: 0.321, SLG: 0.444	1-2 3-H 1B		2-1 F5	0-0 E5 2B		0-3 K				4	0	1	1	0	1	4				
Bill Madlock, R (1, 4) OBP: 0.225, SLG: 0.250	0-1 1-3		2-0 5-3	0-0 1-3 2-H 2B		0-0 1B				4	0	2	1	0	0	3				
Gary Lavelle, S (7, 1)																				
Darrell Evans, L (1, 5) OBP: 0.343, SLG: 0.375		0-0 S SF8 1B		0-0 HR		0-0 F5				3	2	2	1	1	0	2				
Marc Hill, R (1, 2) OBP: 0.234, SLG: 0.211		3-3 K		0-0 1B		0-0 CS		0-3 K		2	1	1	0	0	1	1				
Mike Sadek, R (4, PH) ERA: 3.69		1-2 K		0-0 5-3		0-0 K				2	0	0	0	0	1	3				
Johnnie LeMaster, R (1, 6) OBP: 0.379, SLG: 0.458		3-2 SF8		0-0 HR		0-3 K				3	1	1	3	0	1	0				
Ed Halicki, R (1, 1) OBP: 0.250, SLG: 0.333		0-3 K		1-1 F3		0-3 K				3	0	0	0	0	2	0				
Rob Andrews, R (7, 4) OBP: 0.500, SLG: 0.500								0-0 1-3		1	0	0	0	0	0	0				
Inning Stats	R: 1 E: 0 K: 1 S: 11	H: 2 LOB: 1 BB: 0 P: 18	R: 1 E: 0 K: 2 S: 10	H: 1 LOB: 0 BB: 0 P: 16	R: 0 E: 0 K: 0 S: 8	H: 1 LOB: 2 BB: 2 P: 21	R: 5 E: 1 K: 1 S: 16	H: 6 LOB: 3 BB: 1 P: 25	R: 0 E: 1 K: 2 S: 8	H: 0 LOB: 1 BB: 0 P: 8	R: 0 E: 0 K: 1 S: 5	H: 1 LOB: 1 BB: 1 P: 9	R: 0 E: 0 K: 1 S: 5	H: 0 LOB: 0 BB: 0 P: 5	R: 0 E: 0 K: 0 S: 3	H: 0 LOB: 0 BB: 0 P: 3	1B: 7 2B: 1 3B: 0 HR: 3	SF: 1 SAC: 0 DP: 0 HBP: 0	WP: 0 PB: 0 SB: 4 CS: 2	PA: 40
PITCHER	IP WLS BF H R ER SO BB IBB HBP BLK WP HR S P ERA WHIP	IP WLS BF H R ER SO BB IBB HBP BLK WP HR S P ERA WHIP																		
Pete Falcone, L (1, 1) ERA: 4.45	3.1 L 19 2 1 0 3 0 1 0 0 0 0 0 15 19 0.00 1.200	1.2 10 2 1 0 3 0 0 0 0 0 0 0 10 14 0.00 1.000																		
Mike Scott, R (4, 1) ERA: 3.69																				
Jesse Orosco, L (6, 1) ERA: 1.13																				
Dale Murray, R (8, 1) ERA: 3.72																				

New York Mets @ San Francisco Giants
Candlestick Park, San Francisco, CA
Thu May 03 1979, 6:33 AM EDT
Att: 5,123 - Unknown

AB 34
R 7
H 11
RBI 7
BB 4
SO 8
LOB 17



Batter	1	2	3	4	5	6	7	8	9	AB	R	H	RBI	BB	SO	LOB	TOP					
Frank Taveras, R (1,6) OBP: 0.280, SLG: 0.299	F9		1B 2B		CS BB			K		3	1	1	0	1	1	1	New York Mets @ San Francisco Giants Candlestick Park, San Francisco, CA Fri May 04, 1979, 10:05 PM EDT Att: 19,275 - Unknown					
Alex Trevino, R (1,5) OBP: 0.429, SLG: 0.429	F4		G6-4-3 1B		CS			G1-6-3		4	0	2	2	0	0	1						
Lee Mazzilli, S (1,8) OBP: 0.365, SLG: 0.405	CS BB		G6-4-3 1B					F4		3	0	0	0	1	0	2						
John Stearns, R (1,2) OBP: 0.313, SLG: 0.366	CS 1-2	4-3			F8			F8		4	0	0	0	0	1	1						
Willie Montanez, L (1,3) OBP: 0.242, SLG: 0.247		G3			3-1			4-1		4	0	0	0	0	0	1						
Joel Youngblood, R (1,9) OBP: 0.422, SLG: 0.623		L7			S 1B			5-3		3	0	1	0	0	0	0						
Steve Henderson, R (1,7) OBP: 0.352, SLG: 0.354					F8 1-2			F9		2	1	0	0	1	0	1						
Doug Flynn, R (1,4) OBP: 0.237, SLG: 0.239					2B 1B 1B			F6-3		3	1	1	1	0	0	0						
Neil Allen, R (1,1)					K			G1-6-3 1B		2	0	0	0	0	1	1						
Dwight Bernard, R (6,1)					6-3					0	0	0	0	0	0	0						
Kelvin Chapman, R (8, PH) Skip Lockwood, R (8,1)										1	0	1	0	0	0	0						
										0	0	0	0	0	0	0						
Inning Stats	R: 0 E: 0 K: 0 S: 9	H: 0 LOB: 0 BB: 1 P: 18	R: 0 E: 0 K: 0 S: 5	H: 0 LOB: 0 BB: 0 P: 6	R: 3 E: 0 K: 1 S: 21	H: 3 LOB: 0 BB: 1 P: 29	R: 0 E: 0 K: 0 S: 11	H: 1 LOB: 1 BB: 0 P: 15	R: 0 E: 0 K: 0 S: 6	H: 0 LOB: 0 BB: 1 P: 11	R: 0 E: 0 K: 0 S: 7	H: 1 LOB: 1 BB: 0 P: 9	R: 0 E: 0 K: 1 S: 5	H: 0 LOB: 0 BB: 0 P: 11	R: 0 E: 0 K: 1 S: 5	H: 1 LOB: 0 BB: 0 P: 6	R: 0 E: 0 K: 1 S: 6	H: 0 LOB: 0 BB: 0 P: 8	1B: 5 2B: 1 3B: 0 HR: 0	SF: 0 SAC: 0 DP: 2 HBP: 0	WP: 1 PB: 0 SB: 1 CS: 2	PA: 34
PITCHER Vida Blue, L (1,1) ERA: 5.2	IP: 9.0 WLS: W BF: 32 H: 6 R: 3 ER: 3 SO: 3 BB: 3 IBB: 0 HBP: 0 BLK: 0 WP: 1 HR: 0 S: 76 P: 113 ERA: 3.00 WHIP: 1.000																					

Batter	1	2	3	4	5	6	7	8	9	AB	R	H	RBI	BB	SO	LOB	BOTTOM			
Bill North, S (1,8) OBP: 0.398, SLG: 0.333	1B SF BB				WP S 1B			L8		3	2	2	0	2	0	1	New York Mets @ San Francisco Giants Candlestick Park, San Francisco, CA Fri May 04, 1979, 10:05 PM EDT Att: 19,275 - Unknown			
Terry Whitfield, L (1,7) OBP: 0.385, SLG: 0.500	BB SF 1B				1-3 BB			K		4	1	2	2	1	1	3				
Jack Clark, R (1,9) OBP: 0.361, SLG: 0.451	SF BB 1-2 3-H				K			F9		3	0	0	1	0	1	4				
Willie McCovey, L (1,3) OBP: 0.344, SLG: 0.433	F5				F4-3					3	0	1	0	1	0	2				
Max Venable, L (7, PR) OBP: 0.250, SLG: 0.250										0	0	0	0	0	0	0				
Rob Andrews, R (8,4) OBP: 0.500, SLG: 0.500										0	0	0	0	0	0	0				
Bill Madlock, R (1,4) OBP: 0.217, SLG: 0.240	F9				F8			FC6-4 BB		4	0	0	0	0	0	4				
Mike Ivie, R (9,3) OBP: 0.268, SLG: 0.416					F2			FC6-4 CS		0	0	0	0	0	0	0				
Darrell Evans, L (1,5) OBP: 0.348, SLG: 0.374	FC4-6 BB				1-3			F4		3	0	1	0	1	0	2				
John Tamargo, S (1,2) OBP: 0.240, SLG: 0.417	FC4-6 1-2				F5			CS		4	0	0	0	0	1	5				
Roger Metzger, S (1,6) OBP: 0.232, SLG: 0.292					F8			E1 3B		4	1	2	0	0	0	0				
Vida Blue, S (1,1) OBP: 0.182, SLG: 0.150					F8			K		4	0	1	0	0	2	1				
Inning Stats	R: 1 E: 1 K: 0 S: 12	H: 1 LOB: 3 BB: 2 P: 25	R: 2 E: 0 K: 1 S: 10	H: 1 LOB: 0 BB: 1 P: 19	R: 0 E: 0 K: 0 S: 11	H: 1 LOB: 1 BB: 0 P: 17	R: 0 E: 0 K: 1 S: 10	H: 1 LOB: 2 BB: 1 P: 16	R: 0 E: 0 K: 1 S: 9	H: 1 LOB: 1 BB: 0 P: 14	R: 0 E: 0 K: 1 S: 8	H: 2 LOB: 0 BB: 0 P: 14	R: 0 E: 0 K: 0 S: 2	H: 0 LOB: 1 BB: 1 P: 6	R: 1 E: 1 K: 2 S: 9	H: 2 LOB: 1 BB: 0 P: 9	1B: 7 2B: 0 3B: 1 HR: 1	SF: 1 SAC: 0 DP: 0 HBP: 0	WP: 1 PB: 0 SB: 1 CS: 1	PA: 39
PITCHER Neil Allen, R (1,1) ERA: 6.41 Dwight Bernard, R (6,1) ERA: 3.65 Skip Lockwood, R (8,1) ERA: 1.8	IP: 5.1 WLS: 5 BF: 28 H: 7 R: 3 ER: 3 SO: 3 BB: 4 IBB: 0 HBP: 0 BLK: 0 WP: 0 HR: 1 S: 58 P: 103 ERA: 5.06 WHIP: 2.062																			

Batter	1	2	3	4	5	6	7	8	9	AB	R	H	RBI	BB	SO	LOB	TOP										
Frank Taveras, R OBP: 0.265, SLG: 0.283	5-3		L4		E4		1-3		F8	5	0	0	0	0	0	3											
Alex Trevino, R OBP: 0.500, SLG: 0.667	G5-4-3 1B		FC6-4		1 SAFE 2-1		HR		K	5	1	3	1	0	1	2											
Lee Mazzilli, S OBP: 0.360, SLG: 0.432	G5-4-3			F6	5-3					4	1	1	2	0	0	2											
Steve Henderson, R OBP: 0.359, SLG: 0.361		4-3		F3						4	0	2	0	0	0	0											
Willie Montanez, L OBP: 0.242, SLG: 0.247		F3		1B 2B 1B						4	1	1	0	0	0	2											
Joel Youngblood, R OBP: 0.412, SLG: 0.596		F8		2B 1-2 1B						4	0	1	0	0	0	1											
John Stearns, R OBP: 0.321, SLG: 0.387			F9 1B	1-3 2-H 2B						4	0	2	1	0	0	1											
Doug Flynn, R OBP: 0.238, SLG: 0.240			1-2 1B	F6-3						4	0	1	0	0	0	2											
Craig Swan, R OBP: 0.211, SLG: 0.222			F9							2	0	0	0	0	0	2											
Bruce Boisclair, L OBP: 0.348, SLG: 0.522										1	1	1	0	0	0	0											
Jesse Orosco, R OBP: 0.228, SLG: 0.233										0	0	0	0	0	0	0											
Dwight Bernard, R OBP: 0.228, SLG: 0.233										0	0	0	0	0	0	0											
Kelvin Chapman, R OBP: 0.228, SLG: 0.233										1	0	0	0	0	0	0											
Inning Stats	R: 0 E: 0 K: 0 S: 6	H: 1 LOB: 0 BB: 0 P: 10	R: 0 E: 0 K: 0 S: 8	H: 0 LOB: 0 BB: 0 P: 12	R: 0 E: 0 K: 0 S: 8	H: 2 LOB: 2 BB: 0 P: 13	R: 1 E: 0 K: 0 S: 15	H: 3 LOB: 2 BB: 0 P: 24	R: 0 E: 1 K: 0 S: 7	H: 1 LOB: 1 BB: 0 P: 12	R: 0 E: 0 K: 0 S: 5	H: 1 LOB: 1 BB: 0 P: 5	R: 3 E: 0 K: 0 S: 7	H: 4 LOB: 1 BB: 0 P: 7	R: 0 E: 0 K: 0 S: 3	H: 0 LOB: 0 BB: 0 P: 3	R: 0 E: 0 K: 1 S: 5	H: 0 LOB: 0 BB: 0 P: 5	1B: 9 2B: 1 3B: 1 HR: 1	SF: 0 SAC: 0 DP: 1 HBP: 0	WP: 0 PB: 0 SB: 0 CS: 0	PA: 38					
PITCHER	IP	WLS	BF	H	R	ER	SO	BB	IBB	HBP	BLK	WP	HR	S	P	ERA	WHIP										
Philip Nastu, L ERA: 4.66	(1, 1)	5.1	23	8	1	1	0	0	0	0	0	0	0	47	74	1.69	1.500										
Tom Griffin, R ERA: 4.56	(6, 1)	1.1	6	2	2	2	0	0	0	0	0	0	0	6	6	13.50	1.500										
Gary Lavelle, L ERA: 1.21	(7, 1)	2.1	W	9	2	1	1	1	0	0	0	0	1	11	11	3.86	0.857										

New York Mets @ San Francisco Giants
Candlestick Park, San Francisco, CA
Sat May 05 1979, 6:33 AM EDT
Att: 6,960 - Unknown

AB 38
R 4
H 12
RBI 4
BB 0
SO 1
LOB 15



Batter	1	2	3	4	5	6	7	8	9	AB	R	H	RBI	BB	SO	LOB	BOTTOM											
Bill North, S OBP: 0.398, SLG: 0.322	1B 2B BB									3	1	0	0	2	1	2												
Larry Hemdon, R OBP: 0.375, SLG: 0.667		6-3		CS BB						0	0	0	0	0	0	0												
Terry Whitfield, L OBP: 0.407, SLG: 0.505	2B E 1B				F7					3	2	2	0	1	0	1												
Jack Clark, R OBP: 0.363, SLG: 0.490	1-3 2-H 1B 2B		F8		F8					5	2	2	3	0	0	3												
Darrell Evans, L OBP: 0.355, SLG: 0.379	E6 1B					F9				4	1	2	1	0	0	1												
Mike Ivie, R OBP: 0.256, SLG: 0.395	2-3 3-H K									4	0	0	0	0	2	4												
John Tamargo, S OBP: 0.207, SLG: 0.357										4	0	0	0	0	0	4												
Mike Sadek, R OBP: 0.207, SLG: 0.357	P3									0	0	0	0	0	0	0												
Roger Metzger, S OBP: 0.247, SLG: 0.294										3	0	1	1	1	0	1												
Rob Andrews, R OBP: 0.400, SLG: 0.333	1-3 3-H 1B									3	0	0	0	1	0	4												
Philip Nastu, L ERA: 2.47										2	0	0	0	0	1	2												
Tom Griffin, R ERA: 2.79										1	0	0	0	0	1	1												
Gary Lavelle, S ERA: 3.55										0	0	0	0	0	0	0												
Inning Stats	R: 3 E: 1 K: 1 S: 16	H: 3 LOB: 2 BB: 1 P: 28	R: 0 E: 0 K: 1 S: 8	H: 1 LOB: 1 BB: 0 P: 10	R: 1 E: 1 K: 0 S: 10	H: 1 LOB: 2 BB: 1 P: 17	R: 0 E: 0 K: 0 S: 8	H: 0 LOB: 0 BB: 1 P: 16	R: 0 E: 1 K: 2 S: 10	H: 0 LOB: 1 BB: 0 P: 13	R: 2 E: 0 K: 1 S: 7	H: 2 LOB: 1 BB: 0 P: 8	R: 0 E: 0 K: 0 S: 3	H: 0 LOB: 2 BB: 2 P: 11	R: 0 E: 0 K: 0 S: 3	H: 0 LOB: 2 BB: 2 P: 11	1B: 5 2B: 1 3B: 0 HR: 1	SF: 0 SAC: 1 DP: 0 HBP: 1	WP: 0 PB: 0 SB: 0 CS: 1	PA: 39								
PITCHER	IP	WLS	BF	H	R	ER	SO	BB	IBB	HBP	BLK	WP	HR	S	P	ERA	WHIP											
Craig Swan, R ERA: 2.47	(1, 1)	6.0	L	10	2	2	4	2	0	1	0	0	0	9	18	10.80	2.400											
Jesse Orosco, L ERA: 2.79	(7, 1)	1.2	L	10	2	2	1	2	0	1	0	0	0	1	9	18	10.80	2.400										
Dwight Bernard, R ERA: 3.55	(8, 1)	0.1		1	0	0	0	0	0	0	0	0	0	1	1	0.00	0.000											

New York Mets @ San Francisco Giants
Candlestick Park, San Francisco, CA
Sat May 05 1979, 6:33 AM EDT
Att: 6,960 - Unknown

AB 32
R 6
H 7
RBI 5
BB 5
SO 5
LOB 23



Batter	1	2	3	4	5	6	7	8	9	AB	R	H	RBI	BB	SO	LOB	TOP																	
Frank Taveras, R (1, 6) OBP: 0.262, SLG: 0.278										5	0	1	0	0	2	1	New York Mets @ San Francisco Giants Candlestick Park, San Francisco, CA Sun May 06 1979, 6:33 AM EDT Att: 19,818 - Unknown																	
Alex Trevino, R (1, 5) OBP: 0.529, SLG: 0.600			4-3							3	1	1	0	2	0	0																		
Lee Mazzilli, S (1, 8) OBP: 0.371, SLG: 0.435										4	1	2	0	1	0	3																		
Steve Henderson, R (1, 7) OBP: 0.351, SLG: 0.364										5	1	1	2	0	1	3																		
Gil Flores, R (9, 9) OBP: 0.556, SLG: 0.556										0	0	0	0	0	0	0																		
John Stearns, R (1, 2) OBP: 0.307, SLG: 0.367										4	1	0	0	0	0	3																		
Willie Montanez, L (1, 3) OBP: 0.232, SLG: 0.236										4	0	0	0	0	0	2																		
Joel Youngblood, R (1, 9) OBP: 0.417, SLG: 0.583										3	1	1	1	1	0	1																		
Doug Flynn, R (1, 4) OBP: 0.236, SLG: 0.241										4	0	1	1	0	0	2																		
Kevin Kobel, R (1, 1) OBP: 0.333, SLG: 0.333										2	0	1	1	0	0	0																		
Kelvin Chapman, R (7, PH) OBP: 0.224, SLG: 0.227										1	0	0	0	0	0	1																		
Dale Murray, R (7, 1)										1	0	0	0	0	0	1																		
Skip Lockwood, R (8, 1)										0	0	0	0	0	0	0																		
Inning Stats	R: 0 E: 0 K: 2 S: 13	H: 1 LOB: 2 BB: 1 P: 23	R: 0 E: 0 K: 0 S: 6	H: 0 LOB: 0 BB: 0 P: 8	R: 0 E: 0 K: 1 S: 7	H: 0 LOB: 0 BB: 0 P: 12	R: 0 E: 0 K: 0 S: 5	H: 0 LOB: 0 BB: 0 P: 11	R: 1 E: 0 K: 0 S: 14	H: 2 LOB: 2 BB: 2 P: 28	R: 0 E: 0 K: 0 S: 5	H: 0 LOB: 0 BB: 0 P: 9	R: 0 E: 0 K: 0 S: 7	H: 1 LOB: 1 BB: 0 P: 13	R: 4 E: 1 K: 0 S: 10	H: 3 LOB: 1 BB: 1 P: 14	R: 0 E: 0 K: 0 S: 4	H: 1 LOB: 1 BB: 0 P: 4	1B: 7 2B: 1 3B: 0 HR: 0	SF: 0 SAC: 0 DP: 0 HBP: 0	WP: 0 PB: 0 SB: 1 CS: 0	PA: 40												
PITCHER	IP WLS BF H R ER SO BB IBB HBP BLK WP HR S P ERA WHIP																																	
Bob Knepper, L (1, 1) ERA: 3.17	7.0	31	6	4	3	3	4	0	0	0	0	0	0	0	62	113	3.86	1.429																
Randy Moffitt, R (8, 1) ERA: 7.39	1.0	L	5	1	1	0	0	0	0	0	0	0	0	0	5	5	0.00	1.000																
Dave Roberts, L (9, 1) ERA: 1.88	1.0		4	1	0	0	0	0	0	0	0	0	0	0	4	4	0.00	1.000																

Batter	1	2	3	4	5	6	7	8	9	AB	R	H	RBI	BB	SO	LOB	BOTTOM																
Bill North, S (1, 8) OBP: 0.398, SLG: 0.311										3	1	0	0	2	0	3	New York Mets @ San Francisco Giants Candlestick Park, San Francisco, CA Sun May 06 1979, 6:33 AM EDT Att: 19,818 - Unknown																
Dave Roberts, L (9, 1)										0	0	0	0	0	0	0																	
Terry Whitfield, L (1, 7) OBP: 0.397, SLG: 0.490										3	1	0	0	0	1	0																	
Jack Clark, R (1, 9) OBP: 0.373, SLG: 0.480										2	0	0	0	3	0	2																	
Mike Ivie, R (1, 3) OBP: 0.264, SLG: 0.395										5	0	2	2	0	0	2																	
Bill Madlock, R (1, 4) OBP: 0.218, SLG: 0.232										3	1	0	0	1	0	3																	
Darrell Evans, L (1, 5) OBP: 0.342, SLG: 0.364										4	0	0	0	0	0	1																	
Johnnie LeMaster, R (1, 6) OBP: 0.493, SLG: 0.462										2	0	1	0	1	0	0																	
John Tamargo, S (8, PH) OBP: 0.207, SLG: 0.345										1	0	0	0	0	0	0																	
Mike Sadek, R (1, 2)										2	0	0	1	0	0	1																	
Roger Metzger, S (8, PH) OBP: 0.257, SLG: 0.294										0	0	0	0	1	0	0																	
Bob Knepper, L (1, 1) OBP: 0.143, SLG: 0.214										3	1	1	0	0	0	2																	
Randy Moffitt, R (8, 1)										0	0	0	0	0	0	0																	
Willie McCovey, L (8, PH) OBP: 0.364, SLG: 0.452										1	0	1	0	0	0	0																	
Larry Hemdon, R (8, FR) OBP: 0.375, SLG: 0.667										0	0	0	0	0	0	0																	
Inning Stats	R: 0 E: 1 K: 0 S: 6	H: 0 LOB: 1 BB: 1 P: 13	R: 1 E: 0 K: 0 S: 7	H: 0 LOB: 1 BB: 2 P: 17	R: 0 E: 0 K: 1 S: 8	H: 0 LOB: 1 BB: 1 P: 15	R: 0 E: 0 K: 0 S: 6	H: 0 LOB: 0 BB: 0 P: 8	R: 2 E: 1 K: 0 S: 12	H: 2 LOB: 2 BB: 1 P: 26	R: 0 E: 0 K: 0 S: 6	H: 1 LOB: 1 BB: 0 P: 8	R: 1 E: 0 K: 0 S: 3	H: 1 LOB: 1 BB: 2 P: 11	R: 0 E: 0 K: 0 S: 4	H: 1 LOB: 2 BB: 1 P: 8	R: 0 E: 1 K: 0 S: 3	H: 0 LOB: 0 BB: 0 P: 3	1B: 4 2B: 1 3B: 0 HR: 0	SF: 1 SAC: 2 DP: 1 HBP: 0	WP: 1 PB: 0 SB: 2 CS: 0	PA: 40											
PITCHER	IP WLS BF H R ER SO BB IBB HBP BLK WP HR S P ERA WHIP																																
Kevin Kobel, L (1, 1) ERA: 2.31	6.0	27	3	3	1	1	5	0	0	0	0	0	0	45	87	1.50	1.333																
Dale Murray, R (7, 1) ERA: 3.89	1.2	W	9	2	1	1	2	1	0	0	0	0	0	6	18	5.40	2.400																
Skip Lockwood, R (8, 1) ERA: 1.65	1.1	S	4	0	0	0	0	0	0	0	0	0	0	4	4	0.00	0.000																

Batter	1	2	3	4	5	6	7	8	9	AB	R	H	RBI	BB	SO	LOB	TOP				
Frank Taveras, R (1.6) OBP: 0.259, SLG: 0.275										5	0	1	0	0	0	2	New York Mets @ Los Angeles Dodgers Dodger Stadium, Los Angeles, CA Mon May 07 1979, 7:05 PM PDT Att: 27,230 - Unknown				
Richie Hebner, L (1.5) OBP: 0.333, SLG: 0.371										4	0	1	0	0	0	1					
Lee Mazzilli, S (1.8) OBP: 0.385, SLG: 0.442										3	1	2	0	1	0	0					
Willie Montanez, L (1.3) OBP: 0.233, SLG: 0.237										4	0	1	1	0	1	5					
John Stearns, R (1.2) OBP: 0.293, SLG: 0.349										4	0	0	0	0	0	3					
Ed Kranevool, L (1.9) OBP: 0.357, SLG: 0.636										4	1	1	1	0	1	0					
Joel Youngblood, R (1.7) OBP: 0.421, SLG: 0.571										3	0	1	0	1	0	0					
Doug Flynn, R (1.4) OBP: 0.239, SLG: 0.241										4	0	1	0	0	0	1					
Pete Falcone, L (1.1) OBP: 0.167, SLG: 0.091										1	0	0	0	1	1	2					
Dwight Bernard, R (5.1)										0	0	0	0	0	0	0					
Elliott Maddox, R (6. PH) OBP: 0.400, SLG: 0.333										1	0	0	0	0	0	0					
Wayne Twitchell, R (6.1)										0	0	0	0	0	0	0					
Ron Hodges, L (9. PH) OBP: 0.235, SLG: 0.250										1	0	0	0	0	1	1					
Inning Stats	R: 0 E: 0 K: 1 S: 7	H: 2 LOB: 2 BB: 0 P: 7	R: 0 E: 0 K: 1 S: 5	H: 0 LOB: 0 BB: 0 P: 5	R: 0 E: 0 K: 0 S: 3	H: 1 LOB: 2 BB: 2 P: 11	R: 0 E: 0 K: 1 S: 7	H: 2 LOB: 2 BB: 0 P: 7	R: 1 E: 0 K: 0 S: 5	H: 2 LOB: 1 BB: 0 P: 5	R: 1 E: 0 K: 0 S: 4	H: 1 LOB: 0 BB: 0 P: 4	R: 0 E: 0 K: 0 S: 3	H: 0 LOB: 0 BB: 0 P: 3	R: 0 E: 0 K: 1 S: 5	H: 0 LOB: 1 BB: 1 P: 9	1B: 7 2B: 0 3B: 0 HR: 1	SF: 0 SAC: 0 DP: 1 HBP: 0	WP: 0 PB: 0 SB: 1 CS: 0	PA: 37	
PITCHER	IP WLS BF H R ER SO BB IBB HBP BLK WP HR S P ERA WHIP	8.0 W 34 8 2 2 3 3 0 0 0 0 1 37 49 2.25 1.375	1.0 S 3 0 0 0 1 0 0 0 0 0 0 5 5 0.00 0.000																		

AB	34
R	2
H	8
RBI	2
BB	3
SO	4
LOB	15



Batter	1	2	3	4	5	6	7	8	9	AB	R	H	RBI	BB	SO	LOB	BOTTOM			
Davey Lopes, R (1.4) OBP: 0.281, SLG: 0.320										2	1	0	0	1	1	1	New York Mets @ Los Angeles Dodgers Dodger Stadium, Los Angeles, CA Mon May 07 1979, 7:05 PM PDT Att: 27,230 - Unknown			
Rick Monday, L (6. PH) OBP: 0.395, SLG: 0.303										4	1	2	2	0	0	2				
Ted Martinez, R (6. PR) OBP: 0.750, SLG: 1.000										4	0	1	2	0	2	2				
Bill Russell, R (1.6) OBP: 0.328, SLG: 0.374										4	1	1	1	0	0	1				
Reggie Smith, S (1.9) OBP: 0.298, SLG: 0.263										2	0	0	0	2	0	0				
Steve Garvey, R (1.3) OBP: 0.315, SLG: 0.430										4	0	1	0	0	0	3				
Ron Cey, R (1.5) OBP: 0.377, SLG: 0.453										2	0	0	0	2	0	1				
Dusty Baker Jr., R (1.7) OBP: 0.353, SLG: 0.409										4	1	1	0	0	1	2				
Derrel Thomas, S (1.8) OBP: 0.350, SLG: 0.340										3	1	1	0	0	1	1				
Steve Yeager, R (1.2) OBP: 0.242, SLG: 0.375										0	0	0	0	0	0	0				
Inning Stats	R: 0 E: 0 K: 0 S: 3	H: 0 LOB: 0 BB: 0 P: 3	R: 0 E: 0 K: 0 S: 4	H: 1 LOB: 1 BB: 0 P: 4	R: 0 E: 0 K: 3 S: 11	H: 2 LOB: 2 BB: 0 P: 11	R: 1 E: 0 K: 0 S: 4	H: 1 LOB: 0 BB: 0 P: 4	R: 4 E: 1 K: 0 S: 6	H: 3 LOB: 1 BB: 2 P: 14	R: 0 E: 0 K: 1 S: 5	H: 0 LOB: 2 BB: 2 P: 13	R: 0 E: 0 K: 1 S: 5	H: 0 LOB: 1 BB: 1 P: 9	R: 0 E: 0 K: 0 S: 2	H: 0 LOB: 0 BB: 1 P: 6	1B: 5 2B: 1 3B: 0 HR: 1	SF: 0 SAC: 1 DP: 1 HBP: 0	WP: 0 PB: 1 SB: 0 CS: 1	PA: 36
PITCHER	IP WLS BF H R ER SO BB IBB HBP BLK WP HR S P ERA WHIP	4.0 L 20 6 5 4 3 1 0 0 0 0 0 3 7 9.00 1.750	1.0 4 1 0 0 0 1 0 0 0 0 0 3 7 0.00 2.000	3.0 12 0 0 0 2 4 0 0 0 0 0 12 28 0.00 1.333																



Batter	1	2	3	4	5	6	7	8	9	AB	R	H	RBI	BB	SO	LOB	TOP			
Frank Taveras, R (1, 6) OBP: 0.252, SLG: 0.267 Alex Trevino, R (9, PH) OBP: 0.500, SLG: 0.563	F2		SH3		6-3		1-3		K	3	0	0	0	0	0	0				
Richie Hebner, L (1, 5) OBP: 0.354, SLG: 0.375	1B		1B		BB		F7			2	1	1	0	2	0	0				
Lee Mazzilli, S (1, 8) OBP: 0.398, SLG: 0.449	1B		1B		BB				G3	3	0	2	1	1	0	0				
Ed Kranepool, L (1, 9) OBP: 0.333, SLG: 0.533	1B		F8		F8		F8		F7	4	0	1	1	0	0	4				
John Stearns, R (1, 2) OBP: 0.292, SLG: 0.345	G5-4-3				F9				6-3	4	0	1	0	0	0	4				
Willie Montanez, L (1, 3) OBP: 0.224, SLG: 0.227		L6	L9				P5		6-3	4	0	0	0	0	0	3				
Joel Youngblood, R (1, 7) OBP: 0.425, SLG: 0.561		K			CS		F8		BB	3	0	1	0	1	1	0				
Doug Flynn, R (1, 4) OBP: 0.231, SLG: 0.233 Ron Hodges, L (9, PH) OBP: 0.276, SLG: 0.250 Steve Henderson, R (9, PR) OBP: 0.351, SLG: 0.364	F7				F9		F1-3		BB	3	0	0	0	0	0	1				
Mike Scott, R (1, 1) Bruce Boisclair, L (7, PH) OBP: 0.333, SLG: 0.500 Dale Murray, R (7, 1) Gil Flores, R (9, PH) OBP: 0.500, SLG: 0.500			1B		5-3		K		K	1	1	0	0	1	0	0				
Inning Stats	R: 1 E: 0 K: 0 S: 4	H: 2 LOB: 1 BB: 1 P: 8	R: 0 E: 0 K: 1 S: 5	H: 0 LOB: 0 BB: 0 P: 5	R: 1 E: 0 K: 0 S: 6	H: 3 LOB: 3 BB: 1 P: 10	R: 0 E: 0 K: 0 S: 2	H: 0 LOB: 0 BB: 1 P: 6	R: 0 E: 0 K: 0 S: 3	H: 0 LOB: 2 BB: 2 P: 11	R: 0 E: 0 K: 1 S: 5	H: 0 LOB: 0 BB: 0 P: 5	R: 0 E: 0 K: 0 S: 3	H: 0 LOB: 0 BB: 0 P: 3	R: 0 E: 0 K: 2 S: 8	H: 1 LOB: 2 BB: 1 P: 12	1B: 6 2B: 0 3B: 0 HR: 0	SF: 0 SAC: 1 DP: 1 HBP: 0	WP: 0 PB: 0 SB: 0 CS: 1	PA: 37
PITCHER	IP	WLS	BF	H	R	ER	SO	BB	IBB	HBP	BLK	WP	HR	S	P	ERA	WHIP			
Rick Sutcliffe, R (1, 1) ERA: 2.41 Bob Welch, R (8, 1) ERA: 2.65	7.0	W	29	5	2	2	2	5	0	0	0	0	0	28	48	2.57	1.429			

New York Mets @ Los Angeles Dodgers
Dodger Stadium, Los Angeles, CA
Tue May 08 1979, 7:05 PM PDT
Att: 27,092 - Unknown

AB 30
R 2
H 6
RBI 2
BB 6
SO 4
LOB 16



Batter	1	2	3	4	5	6	7	8	9	AB	R	H	RBI	BB	SO	LOB	BOTTOM			
Davey Lopes, R (1, 4) OBP: 0.288, SLG: 0.341	6-3					F8			F4	4	1	2	1	0	0	1				
Bill Russell, R (1, 6) OBP: 0.321, SLG: 0.365	5-3		F5			SH1-3			F9	3	0	0	0	0	0	1				
Reggie Smith, S (1, 9) OBP: 0.314, SLG: 0.250	F4-3				BB		1B		F7	2	0	0	0	2	0	0				
Steve Garvey, R (1, 3) OBP: 0.313, SLG: 0.424		6-3			K		F8		CS	4	0	1	0	0	1	3				
Ron Cey, R (1, 5) OBP: 0.385, SLG: 0.454			F5-4-3		P6				F	3	0	1	1	1	0	2				
Dusty Baker Jr., R (1, 7) OBP: 0.352, SLG: 0.416		F5-4-3			1-3					3	1	1	0	0	0	2				
Gary Thomasson, L (1, 8) OBP: 0.366, SLG: 0.300 Derrel Thomas, S (9, 8) OBP: 0.350, SLG: 0.340			F4-3			F9			5-3	3	0	1	0	0	0	0				
Joe Ferguson, R (1, 2) OBP: 0.366, SLG: 0.349					3B		F2		SF9	1	1	0	1	1	0	0				
Rick Sutcliffe, L (1, 1) OBP: 0.083, SLG: 0.167 Vic Davalillo, L (7, PH) OBP: 0.222, SLG: 0.125					K				5-3	2	0	0	0	0	2	1				
Inning Stats	R: 0 E: 0 K: 0 S: 3	H: 0 LOB: 0 BB: 0 P: 3	R: 0 E: 0 K: 0 S: 2	H: 0 LOB: 0 BB: 1 P: 6	R: 1 E: 0 K: 1 S: 6	H: 1 LOB: 1 BB: 1 P: 10	R: 0 E: 0 K: 1 S: 5	H: 0 LOB: 1 BB: 1 P: 9	R: 0 E: 0 K: 1 S: 5	H: 0 LOB: 0 BB: 0 P: 5	R: 1 E: 0 K: 0 S: 4	H: 2 LOB: 2 BB: 1 P: 8	R: 1 E: 0 K: 0 S: 5	H: 2 LOB: 1 BB: 0 P: 5	R: 0 E: 0 K: 0 S: 3	H: 1 LOB: 0 BB: 0 P: 3	1B: 4 2B: 1 3B: 1 HR: 0	SF: 1 SAC: 1 DP: 1 HBP: 0	WP: 0 PB: 0 SB: 1 CS: 1	PA: 32
PITCHER	IP	WLS	BF	H	R	ER	SO	BB	IBB	HBP	BLK	WP	HR	S	P	ERA	WHIP			
Mike Scott, R (1, 1) ERA: 2.84 Dale Murray, R (7, 1) ERA: 3.91	6.0	L	9	3	1	1	0	0	0	0	0	0	0	8	8	4.50	1.500			

New York Mets @ Los Angeles Dodgers
Dodger Stadium, Los Angeles, CA
Tue May 08 1979, 7:05 PM PDT
Att: 27,092 - Unknown

AB 26
R 3
H 6
RBI 3
BB 4
SO 3
LOB 11



Batter	1	2	3	4	5	6	7	8	9	AB	R	H	RBI	BB	SO	LOB	TOP		
Frank Taveras, R (1.6) OBP: 0.252, SLG: 0.266	1-3		1B G4-6-3		4-3			K		4	1	1	0	0	1	0			
Richie Hebner, L (1.5) OBP: 0.349, SLG: 0.368	K		1B G4-6-3			F3		P6		4	0	1	0	0	1	0			
Lee Mazzilli, S (1.8) OBP: 0.385, SLG: 0.431	G3		G4-6-3			G3		F2		4	0	0	0	0	0	1			
Ed Kranepool, L (1.9) OBP: 0.273, SLG: 0.421		4-3	K			1-3		F7		4	0	0	0	0	1	0			
Willie Montanez, L (1.3) OBP: 0.218, SLG: 0.220		4-3		6-3				G3		3	0	0	0	0	0	0			
John Stearns, R (1.2) OBP: 0.293, SLG: 0.337		BB 1B BB		K				F7		2	1	0	0	1	1	0			
Joel Youngblood, R (1.7) OBP: 0.422, SLG: 0.544		BB 1B 1-2 BB		F7				5-3		2	0	0	0	1	0	0			
Doug Flynn, R (1.4) OBP: 0.234, SLG: 0.236			1-3 2H 1B		F4-3			F6-3		3	0	1	1	0	0	0			
Neil Allen, R (1.1) Jesse Orosco, R (1.1) Dwight Bernard, R (5.1) Elliott Maddox, R (8, PH) Skip Lockwood, R (8.1)	4-3				K			F8		0	0	0	0	0	0	0			
Inning Stats	R: 0 E: 0 K: 1 S: 5	H: 0 LOB: 0 BB: 0 P: 5	R: 1 E: 0 K: 0 S: 4	H: 1 LOB: 2 BB: 2 P: 12	R: 1 E: 0 K: 1 S: 6	H: 2 LOB: 0 BB: 0 P: 6	R: 0 E: 0 K: 1 S: 5	H: 0 LOB: 0 BB: 0 P: 5	R: 0 E: 0 K: 0 S: 3	H: 0 LOB: 0 BB: 0 P: 3	R: 0 E: 0 K: 0 S: 3	H: 0 LOB: 0 BB: 0 P: 3	R: 0 E: 0 K: 1 S: 5	H: 0 LOB: 0 BB: 0 P: 5	R: 0 E: 0 K: 0 S: 3	H: 0 LOB: 0 BB: 0 P: 3	1B: 3 2B: 0 3B: 0 HR: 0	SF: 0 SAC: 0 DP: 1 HBP: 0	WP: 0 PA: 31 PB: 0 SB: 0 CS: 0
PITCHER Don Sutton, R (1.1) ERA: 2.54	IP: 9.0 WLS: W BF: 31 H: 3 R: 2 ER: 2 SO: 5 BB: 2 IBB: 0 HBP: 0 BLK: 0 WP: 0 HR: 0 S: 39 P: 47 ERA: 2.00 WHIP: 0.556																		

New York Mets @ Los Angeles Dodgers
Dodger Stadium, Los Angeles, CA
Wed May 09 1979, 7:05 PM PDT
Att: 23,313 - Unknown

AB 29
R 2
H 3
RBI 1
BB 2
SO 5
LOB 3



Batter	1	2	3	4	5	6	7	8	9	AB	R	H	RBI	BB	SO	LOB	BOTTOM		
Davey Lopes, R (1.4) OBP: 0.292, SLG: 0.333	HR S BB	5-3		F7	L9			2B BB		3	2	0	0	2	0	2			
Bill Russell, R (1.6) OBP: 0.331, SLG: 0.382	P3 1-2			F9		F6-4-3 BB 1B		WP 1H 2B		5	0	3	1	0	0	1			
Reggie Smith, S (1.9) OBP: 0.339, SLG: 0.256	HR BB		K		1B HR 1B	F6-4-3 BB		K		3	2	1	0	2	2	2			
Steve Garvey, R (1.3) OBP: 0.324, SLG: 0.450	HR 1H 2H		F9		HR 1B	F6-4-3		WP IBB		4	2	2	3	1	0	2			
Ron Cey, R (1.5) OBP: 0.402, SLG: 0.495	1B 1B			BB 1B	HR 1H 2H	BB		K		4	1	3	3	1	1	2			
Dusty Baker Jr., R (1.7) OBP: 0.354, SLG: 0.405	K			BB	1B BB	5-3		P6		3	0	0	0	2	1	5			
Gary Thomasson, L (1.8) OBP: 0.360, SLG: 0.297										4	0	1	0	0	2	3			
Joe Ferguson, R (1.2) OBP: 0.349, SLG: 0.328	F8									4	0	0	0	0	0	5			
Don Sutton, R (1.1) OBP: 0.091, SLG: 0.091		F8			F8			5-3		4	0	1	0	0	0	0			
Inning Stats	R: 3 E: 0 K: 1 S: 8	H: 3 LOB: 2 BB: 2 P: 16	R: 0 E: 0 K: 1 S: 6	H: 1 LOB: 1 BB: 0 P: 6	R: 0 E: 0 K: 1 S: 6	H: 1 LOB: 2 BB: 1 P: 10	R: 0 E: 0 K: 0 S: 3	H: 0 LOB: 0 BB: 0 P: 3	R: 3 E: 0 K: 0 S: 7	H: 4 LOB: 2 BB: 1 P: 11	R: 0 E: 0 K: 0 S: 3	H: 1 LOB: 2 BB: 2 P: 11	R: 0 E: 0 K: 1 S: 5	H: 0 LOB: 0 BB: 0 P: 5	R: 1 E: 0 K: 2 S: 8	H: 1 LOB: 2 BB: 2 P: 16	1B: 8 2B: 1 3B: 0 HR: 2	SF: 0 SAC: 0 DP: 1 HBP: 0	WP: 1 PA: 42 PB: 0 SB: 1 CS: 0
PITCHER Neil Allen, R (1.1) ERA: 7.52 Jesse Orosco, L (1.1) ERA: 4.05 Dwight Bernard, R (5.1) ERA: 2.76 Skip Lockwood, R (8.1) ERA: 2.08	IP: 0.2 WLS: L BF: 7 H: 3 R: 3 ER: 3 SO: 3 BB: 2 IBB: 0 HBP: 0 BLK: 0 WP: 0 HR: 1 S: 7 P: 15 ERA: 40.50 WHIP: 7.500																		

New York Mets @ Los Angeles Dodgers
Dodger Stadium, Los Angeles, CA
Wed May 09 1979, 7:05 PM PDT
Att: 23,313 - Unknown

AB 34
R 7
H 11
RBI 7
BB 8
SO 6
LOB 22



Batter	1	2	3	4	5	6	7	8	9	AB	R	H	RBI	BB	SO	LOB	TOP					
Frank Taveras, R OBP: 0.261, SLG: 0.274 (1, 6)	0-0 1B		0-0 FC6-4		0-0 1B			0-0 6-3		4	0	2	0	0	0	1	New York Mets @ Los Angeles Dodgers Dodger Stadium, Los Angeles, CA Thu May 10 1979, 7:05 PM PDT Att: 26,399 - Unknown					
Elliott Maddox, R OBP: 0.260, SLG: 0.263 (1, 9)	0-0 5-3		4-0 BB				0-0 6-3	0-0 F8		3	0	0	0	1	0	0						
Lee Mazzilli, S OBP: 0.392, SLG: 0.476 Gil Flores, R OBP: 0.455, SLG: 0.455 (7, 8)	0-0 2B		0-0 G3				0-0 HR	0-0 F9		3	1	2	1	0	0	2						
Richie Hebner, L OBP: 0.337, SLG: 0.354 Kelvin Chapman, R OBP: 0.220, SLG: 0.222 (7, 5)	0-0 P4			0-0 P6			0-3 K		0-0 P3	3	0	0	0	0	1	1						
Steve Henderson, R OBP: 0.347, SLG: 0.352 (1, 7)		0-0 6-3		0-0 6-3			4-0 BB		0-0 4-3	3	0	0	0	1	0	0						
Ed Kranepool, L OBP: 0.269, SLG: 0.364 (1, 3)		4-0 BB		0-0 F7			0-0 1-3		0-0 F8	3	0	0	0	1	0	1						
John Stearns, R OBP: 0.287, SLG: 0.330 Alex Trevino, R OBP: 0.474, SLG: 0.529 (6, 2)		0-0 G5-4-3		0-0 F5			0-0 4-3			2	0	0	0	0	0	1						
Doug Flynn, R OBP: 0.247, SLG: 0.250 (1, 4)			0-0 FC6-4 1B		0-0 1B		0-0 F5			3	0	2	0	0	0	0						
Craig Swan, R OBP: 0.200, SLG: 0.211 Wayne Twitchell, R OBP: 0.220, SLG: 0.240 Bruce Boisclair, L OBP: 0.220, SLG: 0.240 Dwight Bernard, R OBP: 0.220, SLG: 0.240 Joel Youngblood, R OBP: 0.220, SLG: 0.240 Dale Murray, R OBP: 0.220, SLG: 0.240 (1, 1) (3, 1) (5, PH) (5, 1) (7, PH) (7, 1)			0-3 K		0-3 K		0-3 K			1	0	0	0	0	1	1						
Inning Stats	R: 0 E: 0 K: 0 S: 4	H: 2 LOB: 1 BB: 0 P: 4	R: 0 E: 0 K: 0 S: 2	H: 0 LOB: 0 BB: 1 P: 6	R: 0 E: 0 K: 1 S: 6	H: 1 LOB: 2 BB: 1 P: 10	R: 0 E: 0 K: 0 S: 3	H: 0 LOB: 0 BB: 0 P: 3	R: 0 E: 0 K: 1 S: 6	H: 2 LOB: 2 BB: 0 P: 6	R: 1 E: 0 K: 1 S: 6	H: 1 LOB: 1 BB: 1 P: 10	R: 0 E: 0 K: 1 S: 5	H: 0 LOB: 0 BB: 0 P: 5	R: 0 E: 0 K: 0 S: 3	H: 0 LOB: 0 BB: 0 P: 3		1B: 4 2B: 1 3B: 0 HR: 1	SF: 0 SAC: 0 DP: 1 HBP: 0	WP: 0 PB: 0 SB: 1 CS: 0	PA: 33	
PITCHER	IP WLS BF H R ER SO BB IBB HBP BLK WP HR S P ERA WHIP	IP WLS BF H R ER SO BB IBB HBP BLK WP HR S P ERA WHIP	IP WLS BF H R ER SO BB IBB HBP BLK WP HR S P ERA WHIP	IP WLS BF H R ER SO BB IBB HBP BLK WP HR S P ERA WHIP	IP WLS BF H R ER SO BB IBB HBP BLK WP HR S P ERA WHIP	IP WLS BF H R ER SO BB IBB HBP BLK WP HR S P ERA WHIP	IP WLS BF H R ER SO BB IBB HBP BLK WP HR S P ERA WHIP	IP WLS BF H R ER SO BB IBB HBP BLK WP HR S P ERA WHIP	IP WLS BF H R ER SO BB IBB HBP BLK WP HR S P ERA WHIP	IP WLS BF H R ER SO BB IBB HBP BLK WP HR S P ERA WHIP	IP WLS BF H R ER SO BB IBB HBP BLK WP HR S P ERA WHIP	IP WLS BF H R ER SO BB IBB HBP BLK WP HR S P ERA WHIP	IP WLS BF H R ER SO BB IBB HBP BLK WP HR S P ERA WHIP	IP WLS BF H R ER SO BB IBB HBP BLK WP HR S P ERA WHIP	IP WLS BF H R ER SO BB IBB HBP BLK WP HR S P ERA WHIP	IP WLS BF H R ER SO BB IBB HBP BLK WP HR S P ERA WHIP	IP WLS BF H R ER SO BB IBB HBP BLK WP HR S P ERA WHIP	IP WLS BF H R ER SO BB IBB HBP BLK WP HR S P ERA WHIP	IP WLS BF H R ER SO BB IBB HBP BLK WP HR S P ERA WHIP	IP WLS BF H R ER SO BB IBB HBP BLK WP HR S P ERA WHIP	IP WLS BF H R ER SO BB IBB HBP BLK WP HR S P ERA WHIP	IP WLS BF H R ER SO BB IBB HBP BLK WP HR S P ERA WHIP



Batter	1	2	3	4	5	6	7	8	9	AB	R	H	RBI	BB	SO	LOB	BOTTOM					
Davey Lopes, R OBP: 0.302, SLG: 0.333 (1, 4)	0-0 1B		0-0 HR BB		0-0 6-3		0-0 F4			3	2	1	0	2	0	2	New York Mets @ Los Angeles Dodgers Dodger Stadium, Los Angeles, CA Thu May 10 1979, 7:05 PM PDT Att: 26,399 - Unknown					
Bill Russell, R OBP: 0.340, SLG: 0.412 (1, 6)	0-0 HR 1B		0-0 K		0-0 1B		0-0 F9			5	3	3	5	0	1	2						
Reggie Smith, S OBP: 0.333, SLG: 0.255 Von Joshua, L OBP: 0.292, SLG: 0.417 (7, 7)	0-0 F4		0-0 1-3		0-3 K		0-0 F8			4	0	1	1	0	1	1						
Steve Garvey, R OBP: 0.321, SLG: 0.444 Pedro Guerrero, R (7, 3)	0-3 K		0-0 2B		0-0 F2		0-0 FC6-4		0-0 1-3	4	1	1	0	0	1	2						
Ron Cey, R OBP: 0.421, SLG: 0.534 Ted Martinez, R OBP: 0.600, SLG: 0.800 (6, PR) (7, 5)	0-0 HR		4-0 2B		4-0 BB		0-0 3B		0-0 6-3	2	2	2	2	2	0	0						
Gary Thomasson, L OBP: 0.374, SLG: 0.354 (7, 9)	0-0 P3		0-0 2B		0-0 F6		0-0 3B		0-0 WP 1B	5	1	3	2	0	0	1						
Derrel Thomas, S OBP: 0.338, SLG: 0.316 (1, 8)		0-0 F8		4-0 2B		0-0 F8		0-0 5-3		4	1	0	0	1	0	2						
Steve Yeager, R OBP: 0.258, SLG: 0.431 Johnny Oates, L (8, 2)	0-3 K		0-0 SF7		4-0 1B		0-0 HR			2	2	1	2	1	1	0						
Andy Messersmith, R OBP: 0.133, SLG: 0.200 Charlie Hough, R OBP: 0.200, SLG: 0.400 (8, 1)	0-3 K		0-0 2B		0-0 1B		0-0 5-3			4	1	2	2	0	1	1						
Inning Stats	R: 3 E: 0 K: 1 S: 8	H: 3 LOB: 0 BB: 0 P: 8	R: 0 E: 0 K: 2 S: 7	H: 0 LOB: 0 BB: 0 P: 7	R: 6 E: 0 K: 1 S: 9	H: 4 LOB: 4 BB: 1 P: 25	R: 0 E: 0 K: 1 S: 5	H: 0 LOB: 1 BB: 1 P: 9	R: 3 E: 0 K: 0 S: 6	H: 3 LOB: 1 BB: 1 P: 10	R: 2 E: 0 K: 0 S: 5	H: 3 LOB: 0 BB: 0 P: 5	R: 0 E: 0 K: 0 S: 3	H: 0 LOB: 0 BB: 0 P: 3	R: 0 E: 0 K: 0 S: 4	H: 1 LOB: 1 BB: 0 P: 4		1B: 8 2B: 2 3B: 1 HR: 3	SF: 1 SAC: 0 DP: 0 HBP: 0	WP: 1 PB: 0 SB: 3 CS: 0	PA: 43	
PITCHER	IP WLS BF H R ER SO BB IBB HBP BLK WP HR S P ERA WHIP	IP WLS BF H R ER SO BB IBB HBP BLK WP HR S P ERA WHIP	IP WLS BF H R ER SO BB IBB HBP BLK WP HR S P ERA WHIP	IP WLS BF H R ER SO BB IBB HBP BLK WP HR S P ERA WHIP	IP WLS BF H R ER SO BB IBB HBP BLK WP HR S P ERA WHIP	IP WLS BF H R ER SO BB IBB HBP BLK WP HR S P ERA WHIP	IP WLS BF H R ER SO BB IBB HBP BLK WP HR S P ERA WHIP	IP WLS BF H R ER SO BB IBB HBP BLK WP HR S P ERA WHIP	IP WLS BF H R ER SO BB IBB HBP BLK WP HR S P ERA WHIP	IP WLS BF H R ER SO BB IBB HBP BLK WP HR S P ERA WHIP	IP WLS BF H R ER SO BB IBB HBP BLK WP HR S P ERA WHIP	IP WLS BF H R ER SO BB IBB HBP BLK WP HR S P ERA WHIP	IP WLS BF H R ER SO BB IBB HBP BLK WP HR S P ERA WHIP	IP WLS BF H R ER SO BB IBB HBP BLK WP HR S P ERA WHIP	IP WLS BF H R ER SO BB IBB HBP BLK WP HR S P ERA WHIP	IP WLS BF H R ER SO BB IBB HBP BLK WP HR S P ERA WHIP	IP WLS BF H R ER SO BB IBB HBP BLK WP HR S P ERA WHIP	IP WLS BF H R ER SO BB IBB HBP BLK WP HR S P ERA WHIP	IP WLS BF H R ER SO BB IBB HBP BLK WP HR S P ERA WHIP	IP WLS BF H R ER SO BB IBB HBP BLK WP HR S P ERA WHIP	IP WLS BF H R ER SO BB IBB HBP BLK WP HR S P ERA WHIP	IP WLS BF H R ER SO BB IBB HBP BLK WP HR S P ERA WHIP



Batter	1	2	3	4	5	6	7	8	9	AB	R	H	RBI	BB	SO	LOB	TOP					
Frank Taveras, R (1, 6) OBP: 0.260, SLG: 0.267	4-3		L6		F9			1B BB		3	1	0	0	1	0	0	New York Mets @ San Diego Padres San Diego Stadium, San Diego, CA Fri May 11 1979, 10:05 PM EDT Att: 43,142 - Unknown					
Richie Hebner, L (1, 5) OBP: 0.355, SLG: 0.358	2B BB				K			1B		2	0	1	1	2	1	0						
Lee Mazzilli, S (1, 8) OBP: 0.387, SLG: 0.477	1-3 2B		K		B1-3			G6-3		4	0	1	0	0	1	2						
Steve Henderson, R (1, 7) OBP: 0.352, SLG: 0.383	K				F8			HR		3	2	1	1	1	1	2						
Ed Kranepool, L (1, 3) OBP: 0.267, SLG: 0.346	L7				G3			4-3		4	0	1	0	0	0	3						
Joel Youngblood, R (1, 9) OBP: 0.398, SLG: 0.507			F8		5-3			F8		4	0	0	0	0	0	2						
John Stearns, R (1, 2) OBP: 0.305, SLG: 0.366	F4-6-3 BB				HR			5-3		2	1	1	2	2	0	0						
Doug Flynn, R (1, 4) OBP: 0.238, SLG: 0.240	F4-6-3				F8			F5-3		4	0	0	0	0	0	2						
Kevin Kobel, R (1, 1) OBP: 0.167, SLG: 0.167			F8					K		3	0	0	0	0	2	0						
Ron Hodges, L (9, PH) OBP: 0.278, SLG: 0.250										0	0	0	0	0	0	0						
Elliott Maddox, R (9, PH) OBP: 0.346, SLG: 0.250										1	0	0	0	0	0	1						
Skip Lockwood, R (9, 1)										0	0	0	0	0	0	0						
Inning Stats	R: 0 E: 0 K: 1 S: 6	H: 1 LOB: 2 BB: 1 P: 10	R: 0 E: 0 K: 0 S: 2	H: 0 LOB: 0 BB: 1 P: 6	R: 0 E: 0 K: 1 S: 5	H: 0 LOB: 1 BB: 1 P: 9	R: 2 E: 1 K: 0 S: 4	H: 1 LOB: 0 BB: 1 P: 8	R: 0 E: 0 K: 2 S: 7	H: 0 LOB: 0 BB: 0 P: 7	R: 0 E: 0 K: 0 S: 4	H: 1 LOB: 1 BB: 0 P: 4	R: 0 E: 0 K: 1 S: 5	H: 0 LOB: 0 BB: 0 P: 5	R: 2 E: 0 K: 0 S: 4	H: 2 LOB: 0 BB: 1 P: 8	R: 0 E: 0 K: 0 S: 3	H: 0 LOB: 1 BB: 1 P: 7	1B: 2 2B: 1 3B: 0 HR: 2	SF: 0 SAC: 0 DP: 2 HBP: 0	WP: 0 PB: 0 SB: 2 CS: 0	PA: 36
PITCHER	IP WLS BF H R ER SO BB IBB HBP BLK WP HR S P ERA WHIP																					
Steve Mura, R (1, 1) ERA: 2.36	7.0 L 27 3 2 0 5 4 0 0 0 0 0 1 33 49 0.00 1.000																					
Rollie Fingers, R (8, 1) ERA: 3.5	1.0 5 2 2 2 0 1 0 0 0 0 0 1 4 8 18.00 3.000																					
John D'Acquisto, R (9, 1) ERA: 7.04	0.2 3 0 0 0 0 1 0 0 0 0 0 0 2 6 0.00 1.500																					
Bob Shirley, L (9, 1) ERA: 6.23	0.1 1 0 0 0 0 0 0 0 0 0 0 0 1 1 0.00 0.000																					

Batter	1	2	3	4	5	6	7	8	9	AB	R	H	RBI	BB	SO	LOB	BOTTOM					
Gene Richards, L (1, 8) OBP: 0.287, SLG: 0.318	F8			FC6-4 HBP 1B			F7			4	0	2	0	0	0	0	New York Mets @ San Diego Padres San Diego Stadium, San Diego, CA Fri May 11 1979, 10:05 PM EDT Att: 43,142 - Unknown					
Bill Almon, R (1, 4) OBP: 0.357, SLG: 0.423	G3-6-3 BB			K			F3			3	0	0	0	1	1	3						
Jerry Turner, L (1, 7) OBP: 0.362, SLG: 0.425	G3-6-3			FC6-4 HBP						3	0	2	0	0	0	1						
Dave Winfield, R (1, 9) OBP: 0.418, SLG: 0.669				FC6-4 BB			L7			4	0	1	0	0	0	4						
Gene Tenace, R (1, 3) OBP: 0.398, SLG: 0.409	F6-4-3			1-2 2-3				9-3		2	0	0	0	2	0	1						
Barry Evans, R (1, 5) OBP: 0.233, SLG: 0.246				BB						3	0	0	0	0	1	5						
Mike Hargrove, L (9, PH) OBP: 0.354, SLG: 0.241	K			F4-3				F8		1	0	0	0	0	0	0						
Bill Fahey, L (1, 2) OBP: 0.333, SLG: 0.379				F3				F9		4	0	0	0	0	1	2						
Ozzie Smith, S (1, 6) OBP: 0.237, SLG: 0.215				6-3				F3		3	0	1	0	0	0	0						
Steve Mura, R (1, 1) ERA: 2.36				1-3				6-3		1	0	0	0	0	0	0						
Fernando Gonzalez, R (7, PH) OBP: 0.313, SLG: 0.407										1	0	0	0	0	0	0						
Rollie Fingers, R (8, 1) ERA: 3.5										0	0	0	0	0	0	0						
John D'Acquisto, R (9, 1) ERA: 7.04										0	0	0	0	0	0	0						
Bob Shirley, R (9, 1) ERA: 6.23										0	0	0	0	0	0	0						
Inning Stats	R: 0 E: 0 K: 0 S: 2	H: 0 LOB: 0 BB: 1 P: 6	R: 0 E: 0 K: 1 S: 5	H: 1 LOB: 0 BB: 0 P: 5	R: 0 E: 0 K: 0 S: 3	H: 0 LOB: 0 BB: 0 P: 3	R: 0 E: 0 K: 1 S: 6	H: 1 LOB: 3 BB: 1 P: 11	R: 0 E: 0 K: 0 S: 5	H: 2 LOB: 2 BB: 0 P: 5	R: 0 E: 0 K: 0 S: 4	H: 1 LOB: 2 BB: 1 P: 8	R: 0 E: 0 K: 0 S: 3	H: 0 LOB: 0 BB: 0 P: 3	R: 0 E: 0 K: 0 S: 3	H: 1 LOB: 0 BB: 0 P: 3	R: 0 E: 0 K: 1 S: 5	H: 0 LOB: 0 BB: 0 P: 5	1B: 5 2B: 2 3B: 0 HR: 0	SF: 0 SAC: 1 DP: 3 HBP: 1	WP: 0 PB: 0 SB: 0 CS: 0	PA: 34
PITCHER	IP WLS BF H R ER SO BB IBB HBP BLK WP HR S P ERA WHIP																					
Kevin Kobel, L (1, 1) ERA: 1.37	8.0 W 31 6 0 0 2 3 0 0 1 0 0 0 31 44 0.00 1.125																					
Skip Lockwood, R (9, 1) ERA: 1.96	1.0 3 0 0 0 1 0 0 0 0 0 0 0 5 5 0.00 0.000																					

Batter	1	2	3	4	5	6	7	8	9	AB	R	H	RBI	BB	SO	LOB	TOP				
Frank Taveras, R (1,6) OBP: 0.266, SLG: 0.267	4-0 SH FC5-3 BB		0-0 P4		0-0 SH1-4 1B		0-0 F9		0-0 G6-4-3	4	0	1	0	1	0	1					
Alex Trevino, R (1,2) OBP: 0.476, SLG: 0.526	0-0 SH		0-0 2B 1B		0-0 SH1-4 1-2		0-0 5-3			2	1	1	0	0	0	0					
Lee Mazzilli, S (1,8) OBP: 0.391, SLG: 0.482	0-0 FC5-3		0-0 1-H 2B		4-0 G5-4-3 BB		0-0 L8			3	0	1	1	1	0	2					
John Stearns, R (1,3) OBP: 0.294, SLG: 0.351	0-3 K		0-3 K		0-0 G5-4-3 1-2				0-0 6-3	4	0	0	0	0	2	4					
Steve Henderson, R (1,7) OBP: 0.367, SLG: 0.385		4-0 S BB	4-0 IBB		0-0 SH 1B 1B				0-3 K	2	0	1	0	2	1	0					
Richie Hebner, L (1,5) OBP: 0.381, SLG: 0.357	0-3 K		0-3 K		0-0 F4-6 SH 1B				4-0 FC6-4 BB	3	0	1	0	1	2	3					
Joel Youngblood, R (1,9) Skip Lockwood, R (8,1)	0-0 F9				0-0 F8		0-0 SH		0-0 FC6-4 1-2	3	0	0	0	0	0	2					
Doug Flynn, R (1,4) OBP: 0.248, SLG: 0.242	4-0 BB				0-0 F6-3		0-0 F4-6 2-3		0-0 G6-4-3 1B	3	0	1	0	1	0	3					
Pete Falcone, L (1,1) Gil Flores, R (6,PH) Neil Allen, R (6,1) Jesse Orosco, R (7,1) Elliott Maddox, R (8,9)	0-0 4-3		0-0 4-3		0-0 F8		0-0 F8		0-0 F7	2	0	0	0	0	0	2					
Inning Stats	R: 0 E: 1 K: 1 S: 5	H: 0 LOB: 1 BB: 1 P: 9	R: 0 E: 0 K: 1 S: 5	H: 0 LOB: 2 BB: 2 P: 13	R: 1 E: 0 K: 2 S: 9	H: 2 LOB: 2 BB: 1 P: 13	R: 0 E: 0 K: 0 S: 3	H: 0 LOB: 0 BB: 0 P: 3	R: 0 E: 0 K: 0 S: 3	H: 1 LOB: 1 BB: 1 P: 7	R: 0 E: 0 K: 0 S: 5	H: 2 LOB: 2 BB: 0 P: 5	R: 0 E: 0 K: 0 S: 3	H: 0 LOB: 0 BB: 0 P: 3	R: 0 E: 0 K: 1 S: 5	H: 0 LOB: 1 BB: 1 P: 9	R: 0 E: 0 K: 0 S: 3	H: 1 LOB: 0 BB: 0 P: 3	1B: 5 2B: 3 3B: 0 HR: 0	SF: 0 SAC: 3 DP: 4 HBP: 0	WP: 0 PA: 37 PB: 0 SB: 1 CS: 0
PITCHER Bob Owchinko, L (1,1) ERA: 5.24	IP: 9.0 WLS: W BF: 37 H: 6 R: 1 ER: 1 SO: 5 BB: 5 IBB: 1 HBP: 0 BLK: 0 WP: 0 HR: 0 S: 41 P: 65 ERA: 1.00 WHIP: 1.222															PITCHER					

New York Mets @ San Diego Padres
San Diego Stadium, San Diego, CA
Sat May 12 1979, 10:05 PM EDT
Att: 18,409 - Unknown

AB 28
R 1
H 6
RBI 1
BB 6
SO 5
LOB 20





Batter	1	2	3	4	5	6	7	8	9	AB	R	H	RBI	BB	SO	LOB	BOTTOM
Gene Richards, L (1,8) OBP: 0.286, SLG: 0.309	0-0 F8		0-0 L7		0-0 FC3 2-H 3-H		4-0 L3-6 1B IBB			3	0	0	0	1	0	2	
Ozzie Smith, S (1,6) Mike Hargrove, L (7,PH) Kurt Bevacqua, R (7,PH) Fernando Gonzalez, R (8,4)	4-0 7-6-3 BB				0-0 6-3		0-0 F4-3		0-0 1-2 2-H 1B	2	0	0	0	1	0	1	
Jerry Turner, L (1,7) OBP: 0.359, SLG: 0.415	0-0 7-6-3 1-2				0-0 F4-3		4-0 1B BB		0-0 L3-6 2-3	3	0	0	0	1	0	3	
Dave Winfield, R (1,9) OBP: 0.413, SLG: 0.664		0-0 5-3			0-0 2B		0-0 L9		0-0 F5	4	0	1	0	0	0	1	
Gene Tenace, R (1,3) OBP: 0.402, SLG: 0.407		0-0 5-3			4-0 BB		0-3 K		0-0 CS 1B	3	0	1	0	1	1	1	
Barry Evans, R (1,5) OBP: 0.234, SLG: 0.246		0-0 5-3			0-0 F4		0-0 1B		0-0 F7 1-2	4	0	1	0	0	0	3	
Fred Kendall, R (1,2) OBP: 0.250, SLG: 0.182			0-0 5-3				0-0 1-3			3	1	1	0	0	0	2	
Bill Almon, R (1,4) OBP: 0.387, SLG: 0.429			0-0 F3		4-0 SH5-4 WP 1B				0-0 SH1-4 1B 1B	2	1	1	0	1	0	0	
Bob Owchinko, L (1,1)			4-0 BB		0-0 SH5-4 1-2 2-3		0-0 SH1-4			0	0	0	0	1	0	0	
Inning Stats	R: 0 E: 0 K: 0 S: 2	H: 0 LOB: 0 BB: 1 P: 6	R: 0 E: 0 K: 0 S: 3	H: 0 LOB: 0 BB: 0 P: 3	R: 0 E: 0 K: 0 S: 3	H: 0 LOB: 1 BB: 1 P: 7	R: 0 E: 0 K: 0 S: 4	H: 1 LOB: 2 BB: 1 P: 8	R: 1 E: 0 K: 1 S: 6	H: 1 LOB: 1 BB: 1 P: 10	R: 1 E: 0 K: 0 S: 4	H: 2 LOB: 1 BB: 1 P: 8	R: 0 E: 0 K: 0 S: 3	H: 1 LOB: 0 BB: 0 P: 3	1B: 5 2B: 3 3B: 0 HR: 0	SF: 0 SAC: 2 DP: 2 HBP: 0	WP: 1 PA: 33 PB: 0 SB: 0 CS: 1
PITCHER Pete Falcone, L (1,1) ERA: 4.57 Neil Allen, R (6,1) Jesse Orosco, L (7,1) Skip Lockwood, R (8,1) ERA: 1.86	IP: 5.0 WLS: L BF: 8 H: 2 R: 1 ER: 1 SO: 1 BB: 1 IBB: 0 HBP: 0 BLK: 0 WP: 0 HR: 0 S: 16 P: 32 ERA: 1.80 WHIP: 1.200															PITCHER	

New York Mets @ San Diego Padres
San Diego Stadium, San Diego, CA
Sat May 12 1979, 10:05 PM EDT
Att: 18,409 - Unknown

AB 25
R 2
H 6
RBI 1
BB 6
SO 1
LOB 13



Batter	1	2	3	4	5	6	7	8	9	AB	R	H	RBI	BB	SO	LOB	TOP			
Frank Taveras, R (1, 6) OBP: 0.261, SLG: 0.256	4-0 F7 BB BB		0-3 K		0-0 FC3-6 CS		0-0 5-3		0-0 1-6-3	4	0	0	0	1	1	1	<p>New York Mets @ Pittsburgh Pirates Three Rivers Stadium, Pittsburgh, PA</p> <p>Tue May 15 1979, 7:05 PM EDT Att: 6,097 - Unknown</p> <p>livebaseballscores.com</p> <p>AB 31 R 3 H 6 RBI 3 BB 10 SO 6 LOB 20</p> 			
Richie Hebner, L (1, 5) OBP: 0.394, SLG: 0.341	4-0 1-2 BB		4-0 BB		4-0 BB BB		0-0 L3		0-3 K	2	0	0	0	3	1	0				
Lee Mazzilli, S (1, 8) Elliott Maddox, R (9, PR) OBP: 0.321, SLG: 0.227	0-0 F7		0-0 F7		4-0 BB		0-0 1B		4-0 1B BB	3	1	1	0	2	0	3				
Willie Montanez, L (1, 3) OBP: 0.244, SLG: 0.262	0-0 F8				0-0 G3		0-0 1B		0-0 1-2 BB	4	0	2	1	1	0	2				
Steve Henderson, R (1, 7) OBP: 0.356, SLG: 0.365	0-3 K				0-3 K		0-0 4-3		0-0 P4	5	0	0	0	0	2	8				
John Stearns, R (1, 2) OBP: 0.299, SLG: 0.343					0-0 L8		0-0 FC5-4 1B		0-0 F9	3	1	1	0	1	0	0				
Joel Youngblood, R (1, 9) OBP: 0.404, SLG: 0.542					4-0 F4-6-3 BB		0-0 P4		0-0 S 1B	3	1	2	2	1	0	1				
Doug Flynn, R (1, 4) OBP: 0.239, SLG: 0.252					0-0 F4-6-3		0-0 FC5-4		0-3 K	4	0	0	0	0	1	3				
Craig Swan, R (1, 1) Skip Lockwood, R (9, 1)					0-3 K		4-0 FC3-6 BB		0-0 F8	3	0	0	0	1	1	2				
									0-0 F9	0	0	0	0	0	0	0				
Inning Stats	R: 0 E: 0 K: 1 S: 5	H: 0 LOB: 2 BB: 2 P: 13	R: 0 E: 0 K: 0 S: 2	H: 0 LOB: 0 BB: 1 P: 6	R: 0 E: 0 K: 2 S: 7	H: 0 LOB: 1 BB: 1 P: 11	R: 2 E: 0 K: 1 S: 6	H: 1 LOB: 0 BB: 1 P: 10	R: 0 E: 0 K: 0 S: 2	H: 0 LOB: 3 BB: 4 P: 18	R: 0 E: 0 K: 0 S: 4	H: 1 LOB: 1 BB: 0 P: 4	R: 1 E: 0 K: 0 S: 5	H: 2 LOB: 1 BB: 0 P: 5	R: 0 E: 0 K: 1 S: 6	H: 1 LOB: 2 BB: 1 P: 10	1B: 4 2B: 1 3B: 0 HR: 1	SF: 0 SAC: 0 DP: 1 HBP: 0	WP: 0 PB: 0 SB: 1 CS: 1	PA: 41
PITCHER	IP WLS BF H R ER SO BB IBB HBP BLK WP HR S P ERA WHIP																			
Don Robinson, R (1, 1) ERA: 3.58	7.0 L 32 4 3 3 4 9 0 0 0 0 0 1 31 67 3.86 1.857																			
Kent Tekulve, R (8, 1) ERA: 5.04	1.0 4 1 0 0 1 0 0 0 0 0 0 0 6 6 0.00 1.000																			
Grant Jackson, L (9, 1) ERA: 1.23	1.0 5 1 0 0 1 1 0 0 0 0 0 0 6 10 0.00 2.000																			

Batter	1	2	3	4	5	6	7	8	9	AB	R	H	RBI	BB	SO	LOB	BOTTOM			
Omar Moreno, L (1, 8) OBP: 0.370, SLG: 0.398	0-3 K				0-0 F4-3				0-0 P3	4	0	0	0	0	1	3	<p>New York Mets @ Pittsburgh Pirates Three Rivers Stadium, Pittsburgh, PA</p> <p>Tue May 15 1979, 7:05 PM EDT Att: 6,097 - Unknown</p> <p>livebaseballscores.com</p> <p>AB 32 R 0 H 6 RBI 0 BB 1 SO 6 LOB 16</p> 			
Tim Lincecum, R (1, 6) OBP: 0.364, SLG: 0.363	0-0 1B				0-0 F9				0-0 P6	4	0	1	0	0	0	1				
Dave Parker, L (1, 9) OBP: 0.406, SLG: 0.548	0-0 1-2 1B				0-0 3-1				0-0 F4-3	4	0	1	0	0	0	0				
Willie Stargell, L (1, 3) OBP: 0.354, SLG: 0.607	0-0 F8				0-0 G3				4-0 2B BB	3	0	0	0	1	1	2				
John Milner, L (1, 7) OBP: 0.400, SLG: 0.631	0-0 P6				0-0 F9				0-0 F7	4	0	1	0	0	0	2				
Ed Ott, L (1, 2) OBP: 0.280, SLG: 0.407					0-0 F7				0-0 F4	4	0	1	0	0	0	2				
Phil Garner, R (1, 5) OBP: 0.331, SLG: 0.404					0-3 K				0-3 K	4	0	1	0	0	3	2				
Rennie Stennett, R (1, 4) OBP: 0.283, SLG: 0.280					0-0 F4-3 SH3-4 1B				0-0 F4	3	0	1	0	0	1	2				
Don Robinson, R (1, 1) OBP: 0.267, SLG: 0.267					0-0 F7				0-0 F4	1	0	0	0	0	0	2				
Kent Tekulve, R (8, 1) OBP: 0.500, SLG: 0.500					0-0 SH3-4					0	0	0	0	0	0	0				
Manny Sanguillen, R (8, PH) OBP: 0.214, SLG: 0.357					1-2					0	0	0	0	0	0	0				
Grant Jackson, S (9, 1) ERA: 1.99										0	0	0	0	0	0	0				
Inning Stats	R: 0 E: 0 K: 1 S: 7	H: 2 LOB: 2 BB: 0 P: 7	R: 0 E: 0 K: 1 S: 7	H: 2 LOB: 0 BB: 0 P: 7	R: 0 E: 0 K: 0 S: 3	H: 0 LOB: 0 BB: 0 P: 3	R: 0 E: 0 K: 1 S: 5	H: 0 LOB: 0 BB: 0 P: 5	R: 0 E: 0 K: 0 S: 4	H: 1 LOB: 1 BB: 0 P: 4	R: 0 E: 0 K: 1 S: 5	H: 0 LOB: 0 BB: 0 P: 5	R: 0 E: 0 K: 0 S: 3	H: 0 LOB: 0 BB: 0 P: 3	R: 0 E: 0 K: 1 S: 6	H: 1 LOB: 2 BB: 1 P: 10	1B: 5 2B: 1 3B: 0 HR: 0	SF: 0 SAC: 1 DP: 0 HBP: 0	WP: 0 PB: 0 SB: 0 CS: 0	PA: 34
PITCHER	IP WLS BF H R ER SO BB IBB HBP BLK WP HR S P ERA WHIP																			
Craig Swan, R (1, 1) ERA: 3.21	8.1 W 32 6 0 0 5 1 0 0 0 0 0 0 41 45 0.00 0.840																			
Skip Lockwood, R (9, 1) ERA: 1.99	0.2 S 2 0 0 0 1 0 0 0 0 0 0 0 4 4 0.00 0.000																			

Batter	1	2	3	4	5	6	7	8	9	10	11	12	13	AB	R	H	RBI	BB	SO	LOB	TOP						
Frank Taveras, R OBP: 0.257, SLG: 0.252 (1, 6)	6-3		L4		6-3		P4		4-3		1B			6	0	1	0	0	0	2							
Richie Hebner, L OBP: 0.263, SLG: 0.326 (1, 5)	3-1		BB			2B 1B BB		K		K		G3		4	1	0	0	2	2	0							
Lee Mazzilli, S OBP: 0.389, SLG: 0.468 (1, 8)	F7		F8			F9		F8		1B 1B		4-3		6	0	1	0	0	0	2							
Willie Montanez, L OBP: 0.248, SLG: 0.274 (1, 3)		4-3	K			1B 2B		F7		1B		P4		6	0	2	0	0	1	1							
Steve Henderson, R OBP: 0.363, SLG: 0.367 (1, 7)		S 1B		5-3		1B IBB				SH5-3 E SF8 1B		K		5	2	2	0	1	1	2							
John Stearns, R OBP: 0.293, SLG: 0.327 (1, 2)		1B BB		F7		F9				E6 SH5-3		L3		5	0	0	0	1	1	6							
Joel Youngblood, R OBP: 0.404, SLG: 0.545 (1, 9)		F8		F9		1B				SH5-3		F3		5	0	2	1	0	0	2							
Doug Flynn, R OBP: 0.241, SLG: 0.255 Ed Kranevool, L OBP: 0.290, SLG: 0.346 (9, PH) Kelvin Chapman, R (9, PR) OBP: 0.226, SLG: 0.213 (9, 4)		FC6-4 1B		F5-3		F1-3				1B IBB		4-3		3	0	1	1	0	0	0							
Kevin Kobel, R OBP: 0.111, SLG: 0.111 (9, PH) Ron Flores, L OBP: 0.220, SLG: 0.290 (9, PH) Dale Murray, R OBP: 0.290, SLG: 0.360 (9, PH) Skip Lockwood, R OBP: 0.219, SLG: 0.299 (11, 1)		FC6-4 1B		F8		F8				SF8		1B 1B		3	0	0	0	0	0	2							
Inning Stats	R: 0 E: 0 K: 0 S: 3	H: 0 LOB: 0 BB: 0 P: 3	R: 1 E: 0 K: 0 S: 5	H: 2 LOB: 2 BB: 1 P: 9	R: 0 E: 0 K: 1 S: 5	H: 0 LOB: 0 BB: 0 P: 3	R: 0 E: 0 K: 0 S: 3	H: 0 LOB: 0 BB: 0 P: 3	R: 0 E: 0 K: 1 S: 5	H: 0 LOB: 0 BB: 0 P: 5	R: 1 E: 1 K: 0 S: 5	H: 1 LOB: 2 BB: 1 P: 9	R: 0 E: 0 K: 2 S: 9	H: 2 LOB: 2 BB: 0 P: 9	R: 0 E: 0 K: 0 S: 3	H: 0 LOB: 0 BB: 0 P: 3	R: 0 E: 0 K: 1 S: 6	H: 1 LOB: 1 BB: 0 P: 6	1B: 8 2B: 2 3B: 0 HR: 0	SF: 1 SAC: 1 DP: 0 HBP: 0	WIP: 0 PB: 0 SB: 1 CS: 0	PA: 53					
PITCHER	IP 8.0	WLS 33	BF 5	H 3	R 2	ER 2	SO 2	BB 3	IBB 1	HBP 0	BLK 0	WP 0	HR 0	S 33	P 49	ERA 2.25	WHIP 1.000										
Bert Blyleven, R ERA: 5.17 Kent Tekulve, R ERA: 4.97 Grant Jackson, L ERA: 1.15 Jim Bibby, R ERA: 3.71 Enrique Romo, R ERA: 3.86	0.1	2	0	0	0	0	0	0	1	0	0	0	0	1	5	0.00	0.000										
1.0	5	2	0	0	1	0	0	0	0	0	0	0	0	7	7	0.00	2.000										
0.2	2	0	0	0	1	0	0	0	0	0	0	0	0	4	4	0.00	0.000										
3.0	W	11	3	0	0	1	0	0	0	0	0	0	0	13	13	0.00	1.000										

New York Mets @ Pittsburgh Pirates
Three Rivers Stadium, Pittsburgh, PA
Wed May 16 1979, 7:05 PM EDT
Att: 7,621 - Unknown

AB 46
R 3
H 10
RBI 3
BB 5
SO 5
LOB 18



Batter	1	2	3	4	5	6	7	8	9	10	11	12	13	AB	R	H	RBI	BB	SO	LOB	BOTTOM						
Omar Moreno, L OBP: 0.386, SLG: 0.425 (1, 8)	FC6-5 S BB		E 3B			SH1-4 1B		G3		1B				4	2	3	0	1	0	0							
Phil Garner, R OBP: 0.320, SLG: 0.389 (1, 5)	FC6-5		E5			SH1-4		F7		G3				4	0	0	0	0	0	2							
Dave Parker, L OBP: 0.399, SLG: 0.533 (1, 9)	F8		F4-3			F4-3 1B		K				F8		5	0	1	1	0	1	2							
Bill Robinson, R OBP: 0.289, SLG: 0.495 (1, 7)	K		L8			F4-3 1B				1-3		K		5	0	0	0	0	2	2							
Willie Stargell, L OBP: 0.343, SLG: 0.621 (1, 3)		F4-3		K						K		K		5	1	1	1	0	3	0							
Steve Nicosia, R OBP: 0.318, SLG: 0.488 (9, PR) Matt Alexander, S OBP: 0.667, SLG: 1.333 (9, PR) Ed Ott, L OBP: 0.277, SLG: 0.402 (10, 2)		F4-3		F7				L6				G3		4	0	1	0	0	0	0							
Rennie Stennett, R OBP: 0.270, SLG: 0.267 (1, 4)		1-3				F9				2B				1	0	0	0	0	0	0							
Dale Berra, R OBP: 0.148, SLG: 0.080 (1, 6)			L7			F9		E6				F9		5	0	0	0	0	0	0							
Bert Blyleven, R ERA: 5.17 Kent Tekulve, R ERA: 4.97 Grant Jackson, L ERA: 1.15 Jim Bibby, R ERA: 3.71 Enrique Romo, R ERA: 3.86			K			K		F4				4-3		3	0	0	0	0	2	1							
Inning Stats	R: 0 E: 0 K: 1 S: 5	H: 0 LOB: 1 BB: 1 P: 9	R: 0 E: 0 K: 0 S: 3	H: 0 LOB: 0 BB: 0 P: 3	R: 1 E: 1 K: 1 S: 7	H: 1 LOB: 1 BB: 0 P: 7	R: 0 E: 0 K: 1 S: 5	H: 0 LOB: 0 BB: 0 P: 5	R: 0 E: 0 K: 1 S: 5	H: 0 LOB: 0 BB: 0 P: 5	R: 0 E: 0 K: 1 S: 6	H: 1 LOB: 1 BB: 0 P: 6	R: 0 E: 0 K: 2 S: 4	H: 1 LOB: 1 BB: 0 P: 4	R: 0 E: 0 K: 0 S: 7	H: 0 LOB: 0 BB: 0 P: 7	R: 0 E: 0 K: 0 S: 3	H: 0 LOB: 0 BB: 0 P: 3	R: 1 E: 0 K: 0 S: 1	H: 1 LOB: 0 BB: 0 P: 1	1B: 3 2B: 1 3B: 1 HR: 2	SF: 0 SAC: 1 DP: 1 HBP: 0	WIP: 0 PB: 0 SB: 1 CS: 0	PA: 45			
PITCHER	IP 8.0	WLS 30	BF 4	H 3	R 2	ER 2	SO 5	BB 1	IBB 0	HBP 0	BLK 0	WP 0	HR 1	S 39	P 43	ERA 2.25	WHIP 0.625										
Kevin Kobel, L ERA: 1.63 Dale Murray, R ERA: 3.0 Skip Lockwood, R ERA: 2.19	2.0	8	2	0	0	1	0	0	0	0	0	0	0	10	10	0.00	1.000										
2.0	L	7	1	1	1	2	0	0	0	0	0	0	1	11	11	4.50	0.500										

New York Mets @ Pittsburgh Pirates
Three Rivers Stadium, Pittsburgh, PA
Wed May 16 1979, 7:05 PM EDT
Att: 7,621 - Unknown

AB 43
R 4
H 7
RBI 3
BB 1
SO 8
LOB 8



Batter	1	2	3	4	5	6	7	8	9	AB	R	H	RBI	BB	SO	LOB	TOP																
Steve Henderson, R (1, 7) OBP: 0.349, SLG: 0.351	0-0 6-3		0-0 2-3		0-0 4-3		0-0 6-3		0-3 K	5	0	0	0	0	1	1	New York Mets @ Pittsburgh Pirates Three Rivers Stadium, Pittsburgh, PA Thu May 17 1979, 7:05 PM EDT Att: 6,295 - Unknown																
Frank Taveras, R (1, 6) OBP: 0.292, SLG: 0.264	0-0 G3		0-0 G3			0-0 1B 1B	0-0 S 1B 2B		0-3 K	5	2	2	0	0	1	0																	
Lee Mazzilli, S (1, 8) OBP: 0.392, SLG: 0.469	0-0 F7			0-0 L6		0-0 1B 1-2 1B	0-0 2H 1B			4	1	2	1	0	0	0																	
Richie Hebner, L (1, 5) OBP: 0.376, SLG: 0.347		0-0 2B 2B		4-0 G6-4-3 BB		0-0 SH5-4 1B 1-3 2H 1B	0-0 F8			3	1	2	1	1	0	1																	
Willie Montanez, L (1, 3) OBP: 0.256, SLG: 0.291		0-0 5-3 2H 2B		0-0 G6-4-3 1-2		0-0 SH5-4 1B 1-2 3H 1B	0-0 F9			4	0	2	2	0	0	2																	
Joel Youngblood, R (1, 9) OBP: 0.402, SLG: 0.549		0-0 F9			0-0 PB 1B 2B	0-0 SH5-4 1-2 2-3		0-0 5-3		3	1	1	0	0	0	1																	
Alex Trevino, R (1, 2) OBP: 0.490, SLG: 0.500		0-0 5-3 2-3			0-0 FC6-4 1B 2H	4-0 1B IBB		0-3 K		3	0	1	1	1	1	1																	
Doug Flynn, R (1, 4) OBP: 0.233, SLG: 0.246		0-3 K			0-0 FC6-4 1-2	0-0 F3		0-0 F7		4	0	0	0	0	1	5																	
Pete Falcone, L (1, 1) OBP: 0.133, SLG: 0.071			0-0 4-3			0-0 F7		0-0 F8		1	0	0	0	0	0	0																	
Bruce Boesch, L (5, PH) OBP: 0.333, SLG: 0.441									0-0 F8	1	0	0	0	0	0	1																	
Dwight Bernard, R (5, 1) OBP: 0.296, SLG: 0.324										0	0	0	0	0	0	0																	
John Stearns, R (6, PH) OBP: 0.296, SLG: 0.324										0	0	0	0	0	0	3																	
Jesse Orosco, R (6, 1) OBP: 0.296, SLG: 0.324										0	0	0	0	0	0	0																	
Ron Hodges, L (6, PH) OBP: 0.296, SLG: 0.324										0	0	0	0	0	0	0																	
Inning Stats	R: 0 E: 0 K: 0 S: 3	H: 0 LOB: 0 BB: 0 P: 3	R: 1 E: 0 K: 1 S: 7	H: 2 LOB: 1 BB: 0 P: 7	R: 0 E: 0 K: 0 S: 3	H: 0 LOB: 0 BB: 0 P: 3	R: 0 E: 0 K: 0 S: 2	H: 0 LOB: 0 BB: 1 P: 6	R: 1 E: 0 K: 0 S: 5	H: 2 LOB: 1 BB: 0 P: 5	R: 2 E: 0 K: 0 S: 7	H: 4 LOB: 3 BB: 1 P: 11	R: 1 E: 0 K: 0 S: 5	H: 2 LOB: 1 BB: 0 P: 5	R: 0 E: 0 K: 1 S: 5	H: 0 LOB: 0 BB: 0 P: 5	R: 0 E: 0 K: 2 S: 7	H: 0 LOB: 0 BB: 0 P: 7	1B: 6 2B: 4 3B: 0 HR: 0	SF: 0 SAC: 1 DP: 1 HBP: 0	WP: 0 PB: 1 SB: 0 CS: 1	PA: 38											
PITCHER	IP WLS BF H R ER SO BB IBB HBP BLK WP HR S P ERA WHIP																																
Ed Whitson, R (1, 1) ERA: 5.33	5.0	23	8	4	4	1	1	0	0	0	0	0	0	24	28	7.20	1.800																
Jim Bibby, R (6, 1) ERA: 3.79	2.0	9	2	1	1	0	0	1	0	0	0	0	0	8	12	4.50	1.000																
Kent Tekulve, R (6, 1) ERA: 4.61	2.0	W	6	0	0	0	3	0	0	0	0	0	0	12	12	0.00	0.000																

AB	35
R	5
H	10
RBI	5
BB	2
SO	4
LOB	15



Batter	1	2	3	4	5	6	7	8	9	AB	R	H	RBI	BB	SO	LOB	BOTTOM																	
Omar Moreno, L (1, 8) OBP: 0.382, SLG: 0.420	0-0 F7		0-0 F4-3 E 1B	0-0 F4-3			0-0 F4-3			4	1	1	0	0	0	1	New York Mets @ Pittsburgh Pirates Three Rivers Stadium, Pittsburgh, PA Thu May 17 1979, 7:05 PM EDT Att: 6,295 - Unknown																	
Phil Garner, R (1, 5) OBP: 0.311, SLG: 0.376	0-0 F4-3		0-0 F4-3 1-2 2-3		0-0 G3			0-3 K		4	0	0	0	0	1	2																		
Dave Parker, L (1, 9) OBP: 0.394, SLG: 0.524	0-0 F8		0-0 E4 WP 2H 3H 1B		0-3 K			0-3 K		4	0	1	1	0	2	0																		
Bill Robinson, R (1, 7) OBP: 0.269, SLG: 0.480		0-0 5-3	0-3 K2-3		0-0 P2			4-0 HR BB		3	1	0	0	1	1	1																		
Willie Stargell, L (1, 3) OBP: 0.365, SLG: 0.710		4-0 BB		0-0 HR		0-0 F4		0-0 1H HR		3	2	2	3	1	0	0																		
Steve Nicosia, R (1, 2) OBP: 0.313, SLG: 0.467		0-0 F8		0-0 1B SF8 1B		0-0 L7		0-3 K		4	1	1	0	0	1	1																		
Rennie Stennett, R (1, 4) OBP: 0.272, SLG: 0.269		0-0 F4-3		0-0 SH3-4 1B		0-0 F4-3				3	0	1	0	0	0	1																		
Dale Berra, R (1, 6) OBP: 0.167, SLG: 0.148			0-0 FC2-5 2B	0-0 SF8			0-0 P6			2	0	1	1	0	0	0																		
Ed Whitson, R (1, 1) ERA: 4.96	4.0	19	6	4	4	1	1	0	0	0	0	0	0	20	24	9.00		1.750																
Dwight Bernard, R (5, 1) ERA: 4.66	1.0	3	0	0	0	1	0	0	0	0	0	5	5	0.00	0.000																			
Jesse Orosco, L (6, 1) ERA: 4.24	3.0	L	11	1	2	2	3	1	0	0	0	1	16	20	6.00	0.667																		
Inning Stats	R: 0 E: 0 K: 0 S: 3	H: 0 LOB: 0 BB: 0 P: 3	R: 0 E: 0 K: 0 S: 3	H: 0 LOB: 1 BB: 1 P: 7	R: 2 E: 1 K: 1 S: 8	H: 3 LOB: 1 BB: 0 P: 8	R: 2 E: 0 K: 0 S: 6	H: 3 LOB: 1 BB: 0 P: 6	R: 0 E: 0 K: 1 S: 5	H: 0 LOB: 0 BB: 0 P: 5	R: 0 E: 0 K: 0 S: 3	H: 0 LOB: 0 BB: 0 P: 3	R: 0 E: 0 K: 3 S: 10	H: 1 LOB: 0 BB: 1 P: 14	R: 2 E: 0 K: 3 S: 10	H: 0 LOB: 0 BB: 0 P: 14	1B: 4 2B: 1 3B: 0 HR: 2	SF: 1 SAC: 1 DP: 0 HBP: 0	WP: 1 PB: 0 SB: 0 CS: 0	PA: 33														
PITCHER	IP WLS BF H R ER SO BB IBB HBP BLK WP HR S P ERA WHIP																																	




Batter	1	2	3	4	5	6	7	8	9	10	11	AB	R	H	RBI	BB	SO	LOB	TOP							
Gary Templeton, S OBP: 0.276, SLG: 0.314 (1, 6)	K		G3 1B		K		F9		F4-6-3		K	6	1	1	0	0	3	3								
Lou Brock, L OBP: 0.492, SLG: 0.484 Jerry Mumphy, S OBP: 0.333, SLG: 0.346 (1, 7) (8, 9)	HR		G3		1B				F4-3		F8	4	2	2	2	0	0	1								
Keith Hernandez, L OBP: 0.321, SLG: 0.447 (1, 3)	G3				1B						F8	5	1	3	2	1	0	1								
Ted Simmons, S OBP: 0.411, SLG: 0.516 (1, 2)	F7		F8		F9						F9	4	1	0	0	2	0	3								
Dane Iorg, L OBP: 0.353, SLG: 0.403 (1, 9) (8, 7)		FC6-4 BB		F8		P6					BB 1B	4	1	2	1	1	0	0								
Tony Scott, S OBP: 0.301, SLG: 0.382 (1, 8)		FC6-4		P6		K					BB 1B	4	0	0	0	1	2	3								
Ken Reitz, R OBP: 0.294, SLG: 0.383 (1, 5)	F7			K		F7					F4	5	0	1	2	0	1	1								
Ken Oberkfell, L OBP: 0.340, SLG: 0.405 (1, 4)	6-3				1B 1B						3-1 1B	5	1	2	0	0	0	3								
Bob Sykes, S OBP: 0.214, SLG: 0.083 Bernie Carbo, L OBP: 0.278, SLG: 0.154 Mark Littell, L Darold Knowles, L (1, 1) (9, PH) (9, 1) (10, 1)			K		K						F4-6-3 BB	3	0	0	0	0	3	1								
Inning Stats	R: 1 E: 0 K: 1 S: 6	H: 1 LOB: 0 BB: 0 P: 6	R: 0 E: 0 K: 0 S: 3	H: 0 LOB: 1 BB: 1 P: 7	R: 1 E: 0 K: 1 S: 7	H: 2 LOB: 0 BB: 0 P: 7	R: 0 E: 0 K: 1 S: 5	H: 0 LOB: 0 BB: 0 P: 5	R: 2 E: 0 K: 2 S: 10	H: 3 LOB: 1 BB: 0 P: 10	R: 0 E: 0 K: 1 S: 5	H: 0 LOB: 0 BB: 0 P: 5	R: 0 E: 0 K: 1 S: 6	H: 2 LOB: 2 BB: 1 P: 10	R: 0 E: 0 K: 0 S: 3	H: 1 LOB: 1 BB: 1 P: 7	R: 3 E: 0 K: 1 S: 7	H: 2 LOB: 2 BB: 3 P: 19	R: 0 E: 0 K: 1 S: 6	H: 1 LOB: 1 BB: 0 P: 6	1B: 10 2B: 1 3B: 0 HR: 1	SF: 0 SAC: 0 DP: 1 HBP: 0	WP: 0 PB: 0 SB: 1 CS: 1	PA: 49		
PITCHER	IP 7.0	WLS 2.0	BF 9	H 3	R 0	ER 0	SO 1	BB 2	IBB 0	HBP 0	BLK 0	WP 0	HR 0	S 9	P 45	ERA 5.14	WHIP 1.000									
Craig Swan, R ERA: 3.41 Skip Lockwood, R ERA: 1.95 Dale Murray, R ERA: 3.65 Neil Allen, R ERA: 6.85	(1, 1) (8, 1) (10, 1) (10, 1)																									

St. Louis Cardinals @ New York Mets
Shea Stadium, Flushing, NY
Sun May 20 1979, 3:33 AM EDT
Att: 8,180 - Cloudy - 66 F

livebaseballscores.com

AB 43
R 7
H 12
RBI 7
BB 6
SO 10
LOB 18




Batter	1	2	3	4	5	6	7	8	9	10	11	AB	R	H	RBI	BB	SO	LOB	BOTTOM						
Steve Henderson, R OBP: 0.364, SLG: 0.347 (1, 7)	1B 2B BB		F8		BB		1-3				K	3	1	0	0	3	1	1							
Frank Taveras, R OBP: 0.273, SLG: 0.272 (1, 6)	2B 1B		K		F9						1B HR 1B	6	2	3	1	0	1	1							
Lee Mazzilli, S OBP: 0.384, SLG: 0.450 (1, 8)	F8		F7								HR 1B	5	2	2	0	0	0	2							
Richie Hebner, L OBP: 0.391, SLG: 0.404 (1, 5)	2B				F3		K 1-3				HR 1B	5	1	2	5	0	1	1							
John Stearns, R OBP: 0.291, SLG: 0.342 (1, 2)	6-3				HR		1-3				5-3	5	1	2	2	0	0	2							
Willie Montanez, L OBP: 0.257, SLG: 0.289 (1, 3)	4-3				F7		F7				L3	5	0	0	0	0	0	3							
Joel Youngblood, R OBP: 0.390, SLG: 0.520 (1, 9)		CS BB			F9						1B 1B 2B	4	1	1	0	1	0	0							
Doug Flynn, R OBP: 0.223, SLG: 0.234 (1, 4)	F9				F9		F6-3				FC6-4 1B	5	0	1	0	0	0	1							
Craig Swan, R ERA: 3.41 Skip Lockwood, R ERA: 1.95 Ron Hodges, L Dale Murray, R Neil Allen, R Gil Flores, R (1, 1) (7, PH) (8, 1) (9, PH) (10, 1) (10, 1) (11, PH)			K		F9						FC6-4 1B IBB	2	0	0	0	0	0	1	0						
Inning Stats	R: 2 E: 0 K: 0 S: 5	H: 2 LOB: 1 BB: 1 P: 9	R: 0 E: 0 K: 1 S: 4	H: 0 LOB: 0 BB: 1 P: 8	R: 0 E: 0 K: 1 S: 5	H: 0 LOB: 0 BB: 0 P: 5	R: 1 E: 0 K: 0 S: 4	H: 1 LOB: 0 BB: 0 P: 4	R: 0 E: 0 K: 1 S: 6	H: 1 LOB: 1 BB: 1 P: 6	R: 1 E: 1 K: 0 S: 5	H: 2 LOB: 1 BB: 0 P: 5	R: 0 E: 0 K: 0 S: 3	H: 0 LOB: 0 BB: 0 P: 3	R: 3 E: 0 K: 1 S: 8	H: 3 LOB: 3 BB: 0 P: 8	R: 1 E: 0 K: 0 S: 4	H: 3 LOB: 3 BB: 1 P: 8	1B: 7 2B: 3 3B: 0 HR: 2	SF: 0 SAC: 0 DP: 0 HBP: 0	WP: 1 PB: 0 SB: 1 CS: 1	PA: 47			
PITCHER	IP 8.0	WLS 1.1	BF 6	H 2	R 2	ER 2	SO 1	BB 0	IBB 0	HBP 0	BLK 0	WP 0	HR 1	S 36	P 48	ERA 4.50	WHIP 1.125								
Bob Sykes, L ERA: 4.43 Mark Littell, R ERA: 3.54 Darold Knowles, L ERA: 3.46	(1, 1) (9, 1) (10, 1)																								

St. Louis Cardinals @ New York Mets
Shea Stadium, Flushing, NY
Sun May 20 1979, 3:33 AM EDT
Att: 8,180 - Cloudy - 66 F

livebaseballscores.com

AB 43
R 8
H 12
RBI 8
BB 4
SO 4
LOB 13



Batter	1	2	3	4	5	6	7	8	9	AB	R	H	RBI	BB	SO	LOB	TOP				
Ivan De Jesus, R OBP: 0.314, SLG: 0.369	0-3 K		4-0 BB		0-0 P5		0-0 6-3			3	0	0	0	1	1	1					
Bobby Murcer, L OBP: 0.400, SLG: 0.449	0-3 K		0-0 F6		1-0 HBP		0-0 L7			3	0	0	0	0	1	2					
Dave Kingman, R OBP: 0.304, SLG: 0.630	0-0 F7			0-0 F8	0-3 K			0-0 F4-6-3 1B		4	0	1	0	0	1	2					
Bill Buckner, L OBP: 0.277, SLG: 0.447		0-3 K		0-0 3-1		0-0 G3		0-0 F8		4	0	0	0	0	1	1					
Steve Ontiveros, S OBP: 0.378, SLG: 0.381	0-0 F9			4-0 1B BB		4-0 HR BB		0-0 F4-6-3		2	1	0	0	2	0	1					
Jerry Martin, R OBP: 0.294, SLG: 0.446	0-0 5-3			0-0 FC5-4 1B		0-0 HR		0-0 F9		4	1	2	2	0	0	0					
Barry Foote, R OBP: 0.224, SLG: 0.348			0-0 1-3	0-0 FC5-4		0-3 K		0-0 F9		4	0	0	0	0	1	2					
Ted Sizemore, R OBP: 0.343, SLG: 0.339			0-0 F2		0-0 5-3	0-0 6-3		0-0 FC5-4 1B		3	0	0	0	0	0	0					
Larry Blittner, L OBP: 0.400, SLG: 0.308										1	0	1	0	0	0	0					
Dennis Lamp, R OBP: 0.167, SLG: 0.167										2	0	2	0	0	0	0					
Scott Thompson, L OBP: 0.302, SLG: 0.435										1	0	0	0	0	0	0					
Willie Hernandez, L OBP: 0.500, SLG: 0.500										0	0	0	0	0	0	0					
Mike Vall, R OBP: 0.378, SLG: 0.576										1	0	0	0	0	0	1					
Inning Stats	R: 0 E: 0 K: 2 S: 7	H: 0 LOB: 0 BB: 7	R: 0 E: 0 K: 1 S: 5	H: 0 LOB: 0 BB: 5	R: 0 E: 0 K: 0 S: 4	H: 1 LOB: 2 BB: 1 P: 8	R: 0 E: 0 K: 0 S: 4	H: 1 LOB: 2 BB: 1 P: 8	R: 0 E: 0 K: 1 S: 6	H: 1 LOB: 0 BB: 1 P: 10	R: 0 E: 0 K: 0 S: 3	H: 0 LOB: 0 BB: 0 P: 3	R: 0 E: 0 K: 0 S: 3	H: 1 LOB: 0 BB: 0 P: 3	R: 0 E: 0 K: 0 S: 4	H: 1 LOB: 1 BB: 0 P: 4	1B: 5 2B: 0 3B: 0 HR: 1	SF: 0 SAC: 0 DP: 1 HBP: 1	WP: 0 PB: 0 SB: 0 CS: 0	PA: 36	
PITCHER	IP WLS BF H R ER SO BB IBB HBP BLK WP HR S P ERA WHIP	IP WLS BF H R ER SO BB IBB HBP BLK WP HR S P ERA WHIP	IP WLS BF H R ER SO BB IBB HBP BLK WP HR S P ERA WHIP	IP WLS BF H R ER SO BB IBB HBP BLK WP HR S P ERA WHIP	IP WLS BF H R ER SO BB IBB HBP BLK WP HR S P ERA WHIP	IP WLS BF H R ER SO BB IBB HBP BLK WP HR S P ERA WHIP	IP WLS BF H R ER SO BB IBB HBP BLK WP HR S P ERA WHIP	IP WLS BF H R ER SO BB IBB HBP BLK WP HR S P ERA WHIP	IP WLS BF H R ER SO BB IBB HBP BLK WP HR S P ERA WHIP	IP WLS BF H R ER SO BB IBB HBP BLK WP HR S P ERA WHIP	IP WLS BF H R ER SO BB IBB HBP BLK WP HR S P ERA WHIP	IP WLS BF H R ER SO BB IBB HBP BLK WP HR S P ERA WHIP	IP WLS BF H R ER SO BB IBB HBP BLK WP HR S P ERA WHIP	IP WLS BF H R ER SO BB IBB HBP BLK WP HR S P ERA WHIP	IP WLS BF H R ER SO BB IBB HBP BLK WP HR S P ERA WHIP	IP WLS BF H R ER SO BB IBB HBP BLK WP HR S P ERA WHIP	IP WLS BF H R ER SO BB IBB HBP BLK WP HR S P ERA WHIP	IP WLS BF H R ER SO BB IBB HBP BLK WP HR S P ERA WHIP	IP WLS BF H R ER SO BB IBB HBP BLK WP HR S P ERA WHIP	IP WLS BF H R ER SO BB IBB HBP BLK WP HR S P ERA WHIP	IP WLS BF H R ER SO BB IBB HBP BLK WP HR S P ERA WHIP

Chicago Cubs @ New York Mets
Shea Stadium, Flushing, NY
Tue May 22 1979, 7:05 PM EDT
Att: 6,550 - Unknown

AB	32
R	2
H	6
RBI	2
BB	3
SO	5
LOB	10



Batter	1	2	3	4	5	6	7	8	9	AB	R	H	RBI	BB	SO	LOB	BOTTOM				
Steve Henderson, R OBP: 0.354, SLG: 0.336	0-0 F7	0-3 K			0-0 4-3	0-3 K				4	0	0	0	0	2	2					
Frank Taveras, R OBP: 0.275, SLG: 0.277	0-0 1-3		0-0 4-3 E 1B		0-0 E S 1B		0-3 K			4	1	2	0	0	1	0					
Lee Mazzilli, S OBP: 0.380, SLG: 0.444	0-0 HR 1B		0-0 4-3		0-3 K		0-0 F2			4	1	1	0	0	1	2					
Richie Hebner, L OBP: 0.394, SLG: 0.434	0-0 HR		0-0 F6		0-0 BB 1B		0-0 F9			4	1	2	3	0	0	1					
Willie Montanez, L OBP: 0.264, SLG: 0.298	0-0 2B		0-3 K		4-0 BB			0-0 F9		3	0	1	0	1	1	1					
John Stearns, R OBP: 0.290, SLG: 0.333	4-0 BB			0-0 5-3	0-0 L8			0-0 F6		3	0	0	0	1	0	2					
Joel Youngblood, R OBP: 0.393, SLG: 0.558	0-3 K			0-0 HR		0-0 SH1-3 2B		0-0 F8		4	1	2	1	0	1	2					
Doug Flynn, R OBP: 0.227, SLG: 0.238		0-0 CS 1B		0-0 F5-3		0-0 SH1-3				2	0	1	0	0	0	0					
Kevin Kobel, R OBP: 0.091, SLG: 0.091		0-3 K			0-3 K					2	0	0	0	0	2	1					
Ron Hodges, L OBP: 0.238, SLG: 0.211										1	0	0	0	0	0	1					
Dale Murray, R ERA: 4.32										0	0	0	0	0	0	0					
Inning Stats	R: 2 E: 0 K: 1 S: 8	H: 3 LOB: 2 BB: 1 P: 12	R: 0 E: 0 K: 2 S: 7	H: 1 LOB: 0 BB: 0 P: 7	R: 0 E: 1 K: 1 S: 6	H: 1 LOB: 1 BB: 0 P: 6	R: 1 E: 0 K: 1 S: 6	H: 1 LOB: 0 BB: 0 P: 6	R: 1 E: 1 K: 1 S: 7	H: 2 LOB: 2 BB: 1 P: 11	R: 0 E: 0 K: 1 S: 6	H: 1 LOB: 1 BB: 0 P: 6	R: 0 E: 0 K: 1 S: 5	H: 0 LOB: 0 BB: 0 P: 5	R: 0 E: 0 K: 0 S: 3	H: 0 LOB: 0 BB: 0 P: 3	1B: 5 2B: 2 3B: 0 HR: 2	SF: 0 SAC: 1 DP: 0 HBP: 0	WP: 0 PB: 0 SB: 1 CS: 1	PA: 34	
PITCHER	IP WLS BF H R ER SO BB IBB HBP BLK WP HR S P ERA WHIP	IP WLS BF H R ER SO BB IBB HBP BLK WP HR S P ERA WHIP	IP WLS BF H R ER SO BB IBB HBP BLK WP HR S P ERA WHIP	IP WLS BF H R ER SO BB IBB HBP BLK WP HR S P ERA WHIP	IP WLS BF H R ER SO BB IBB HBP BLK WP HR S P ERA WHIP	IP WLS BF H R ER SO BB IBB HBP BLK WP HR S P ERA WHIP	IP WLS BF H R ER SO BB IBB HBP BLK WP HR S P ERA WHIP	IP WLS BF H R ER SO BB IBB HBP BLK WP HR S P ERA WHIP	IP WLS BF H R ER SO BB IBB HBP BLK WP HR S P ERA WHIP	IP WLS BF H R ER SO BB IBB HBP BLK WP HR S P ERA WHIP	IP WLS BF H R ER SO BB IBB HBP BLK WP HR S P ERA WHIP	IP WLS BF H R ER SO BB IBB HBP BLK WP HR S P ERA WHIP	IP WLS BF H R ER SO BB IBB HBP BLK WP HR S P ERA WHIP	IP WLS BF H R ER SO BB IBB HBP BLK WP HR S P ERA WHIP	IP WLS BF H R ER SO BB IBB HBP BLK WP HR S P ERA WHIP	IP WLS BF H R ER SO BB IBB HBP BLK WP HR S P ERA WHIP	IP WLS BF H R ER SO BB IBB HBP BLK WP HR S P ERA WHIP	IP WLS BF H R ER SO BB IBB HBP BLK WP HR S P ERA WHIP	IP WLS BF H R ER SO BB IBB HBP BLK WP HR S P ERA WHIP	IP WLS BF H R ER SO BB IBB HBP BLK WP HR S P ERA WHIP	IP WLS BF H R ER SO BB IBB HBP BLK WP HR S P ERA WHIP

Chicago Cubs @ New York Mets
Shea Stadium, Flushing, NY
Tue May 22 1979, 7:05 PM EDT
Att: 6,550 - Unknown

AB	31
R	4
H	9
RBI	4
BB	2
SO	8
LOB	12



Batter	1	2	3	4	5	6	7	8	9	AB	R	H	RBI	BB	SO	LOB	TOP					
Ivan De Jesus, R OBP: 0.323, SLG: 0.368										3	3	1	0	2	0	0	Chicago Cubs @ New York Mets Shea Stadium, Flushing, NY Thu May 24 1979, 7:05 PM EDT Unknown					
Ted Sizemore, R OBP: 0.343, SLG: 0.339										3	1	1	0	0	0	1						
Bill Buckner, L OBP: 0.287, SLG: 0.454										4	1	3	2	0	0	1						
Dave Kingman, R OBP: 0.300, SLG: 0.616										3	0	0	0	1	1	2						
Scot Thompson, L OBP: 0.375, SLG: 0.447										1	0	1	1	0	0	0						
Bobby Murcer, L OBP: 0.392, SLG: 0.437										5	0	1	0	0	1	3						
Jerry Martin, R OBP: 0.300, SLG: 0.448										4	2	2	1	0	0	2						
Sam Mejias, R										1	0	0	0	0	1	0						
Steve Ontiveros, S OBP: 0.391, SLG: 0.413										4	1	3	3	1	0	1						
Barry Foote, R OBP: 0.231, SLG: 0.371										4	1	1	2	1	0	2						
Ken Holtzman, R OBP: 0.400, SLG: 0.389										4	0	0	0	0	2	5						
Willie Hernandez, L OBP: 0.500, SLG: 0.500										0	0	0	0	0	0	0						
Bruce Sutter, R										1	0	0	0	0	0	1						
Inning Stats	R: 1 E: 1 K: 0 S: 3	H: 0 LOB: 0 BB: 1 P: 7	R: 2 E: 0 K: 1 S: 7	H: 2 LOB: 0 BB: 0 P: 7	R: 3 E: 1 K: 1 S: 9	H: 3 LOB: 3 BB: 2 P: 17	R: 0 E: 0 K: 0 S: 4	H: 1 LOB: 1 BB: 0 P: 4	R: 2 E: 0 K: 0 S: 5	H: 2 LOB: 0 BB: 0 P: 5	R: 0 E: 0 K: 1 S: 5	H: 1 LOB: 2 BB: 0 P: 9	R: 0 E: 1 K: 1 S: 7	H: 3 LOB: 1 BB: 0 P: 5	R: 1 E: 0 K: 0 S: 5	H: 3 LOB: 1 BB: 1 P: 9	R: 0 E: 0 K: 1 S: 5	H: 0 LOB: 1 BB: 1 P: 9	1B: 11 2B: 0 3B: 0 HR: 2	SF: 1 SAC: 2 DP: 1 HBP: 0	WP: 0 PB: 0 SB: 0 CS: 1	PA: 46
PITCHER	IP WLS BF H R ER SO BB IBB HBP BLK WP HR S P ERA WHIP																					
Pete Falcone, L ERA: 5.06	(1, 1) 2.2 L 16 5 6 2 1 2 2 0 0 0 0 1 16 24 6.75 2.625																					
Wayne Twitchell, R ERA: 7.35	(3, 1) 3.1 15 4 2 2 2 2 0 0 0 0 0 1 17 25 5.40 1.800																					
Neil Allen, R ERA: 6.57	(7, 1) 1.0 5 1 0 0 1 0 0 0 0 0 0 0 7 7 0.00 1.000																					
Jesse Orosco, L ERA: 4.26	(8, 1) 2.0 9 3 1 1 1 1 0 0 0 0 0 0 10 14 4.50 2.000																					

Batter	1	2	3	4	5	6	7	8	9	AB	R	H	RBI	BB	SO	LOB	BOTTOM					
Joel Youngblood, R OBP: 0.394, SLG: 0.560										5	1	2	2	0	0	2	Chicago Cubs @ New York Mets Shea Stadium, Flushing, NY Thu May 24 1979, 7:05 PM EDT Unknown					
Frank Taveras, R OBP: 0.276, SLG: 0.275										5	1	1	0	0	1	2						
Lee Mazzilli, S OBP: 0.387, SLG: 0.470										5	2	3	1	0	0	0						
Richie Hebner, L OBP: 0.401, SLG: 0.441										5	0	3	2	0	0	1						
John Stearns, R OBP: 0.287, SLG: 0.328										5	1	1	1	0	0	5						
Willie Montanez, L OBP: 0.288, SLG: 0.296										4	1	1	0	0	0	2						
Steve Henderson, R OBP: 0.362, SLG: 0.346										5	1	3	1	0	0	0						
Doug Flynn, R OBP: 0.228, SLG: 0.328										1	0	0	0	0	0	2						
Wayne Twitchell, R ERA: 4.37	(3, 1) 3.1 15 4 2 2 2 2 0 0 0 0 0 1 17 25 5.40 1.800																					
Gil Flores, R OBP: 0.321, SLG: 0.313	(6, PH) 0.1 4 3 1 1 0 0 0 0 0 0 0 0 4 4 27.00 9.000																					
Neil Allen, R ERA: 4.62	(7, 1) 1.0 5 1 0 0 1 0 0 0 0 0 0 0 7 7 0.00 1.000																					
Alex Trevino, R OBP: 0.260, SLG: 0.565	(7, PH) 0.1 4 3 1 1 0 0 0 0 0 0 0 0 4 4 27.00 9.000																					
Ed Kranepool, L OBP: 0.321, SLG: 0.333	(8, 1) 2.0 9 3 1 1 1 1 0 0 0 0 0 0 10 14 4.50 2.000																					
Jesse Orosco, L OBP: 0.321, SLG: 0.454	(8, PH) 0.1 4 3 1 1 0 0 0 0 0 0 0 0 4 4 27.00 9.000																					
Bruce Sutter, L OBP: 0.321, SLG: 0.454	(9, PH) 0.1 4 3 1 1 0 0 0 0 0 0 0 0 4 4 27.00 9.000																					
Pete Falcone, L OBP: 0.133, SLG: 0.071	(1, 1) 2.2 L 16 5 6 2 1 2 2 0 0 0 0 1 16 24 6.75 2.625																					
Elliott Maddox, R OBP: 0.353, SLG: 0.231	(3, 9) 3.1 15 4 2 2 2 2 0 0 0 0 0 1 17 25 5.40 1.800																					
Inning Stats	R: 0 E: 0 K: 1 S: 5	H: 0 LOB: 0 BB: 0 P: 5	R: 0 E: 0 K: 0 S: 5	H: 2 LOB: 2 BB: 0 P: 5	R: 1 E: 0 K: 1 S: 8	H: 3 LOB: 2 BB: 0 P: 8	R: 0 E: 0 K: 0 S: 4	H: 1 LOB: 2 BB: 1 P: 8	R: 0 E: 0 K: 0 S: 4	H: 1 LOB: 1 BB: 0 P: 4	R: 2 E: 0 K: 0 S: 4	H: 2 LOB: 1 BB: 1 P: 9	R: 2 E: 0 K: 1 S: 9	H: 4 LOB: 2 BB: 0 P: 9	R: 2 E: 1 K: 0 S: 6	H: 2 LOB: 1 BB: 0 P: 6	R: 0 E: 0 K: 1 S: 5	H: 0 LOB: 0 BB: 0 P: 5	1B: 12 2B: 2 3B: 1 HR: 0	SF: 0 SAC: 0 DP: 0 HBP: 1	WP: 0 PB: 0 SB: 0 CS: 0	PA: 45
PITCHER	IP WLS BF H R ER SO BB IBB HBP BLK WP HR S P ERA WHIP																					
Ken Holtzman, L ERA: 4.37	(1, 1) 2.2 L 16 5 6 2 1 2 2 0 0 0 0 1 16 24 6.75 2.625																					
Willie Hernandez, L ERA: 4.62	(7, 1) 0.1 4 3 1 1 0 0 0 0 0 0 0 0 4 4 27.00 9.000																					
Bruce Sutter, R ERA: 1.59	(7, 1) 2.2 S 11 2 2 1 2 0 0 0 0 0 0 0 15 15 3.38 0.750																					

Chicago Cubs

Chicago Cubs @ New York Mets

Batter	1	2	3	4	5	6	7	8	9	AB	R	H	RBI	BB	SO	LOB	TOP										
Ivan De Jesus, R (1, 6) OBP: 0.321, SLG: 0.361	F1		1-3				F8			3	0	0	0	1	0	2											
Ted Sizemore, R (1, 4) OBP: 0.340, SLG: 0.344	P3		1-3					K		4	0	1	1	0	1	1											
Bill Buckner, L (1, 3) OBP: 0.291, SLG: 0.455				F8	P3			1B		4	0	2	0	0	0	2											
Dave Kingman, R (1, 7) OBP: 0.399, SLG: 0.631 Sam Mejias, R (6, 7)	F2						K			3	1	1	1	0	1	1											
Scot Thompson, L (8, PH) OBP: 0.388, SLG: 0.458				HR				1B		0	0	0	0	0	0	0											
Bobby Murcer, L (1, 9) OBP: 0.380, SLG: 0.421		F7		F4			K			4	0	0	0	0	1	2											
Jerry Martin, R (1, 8) OBP: 0.292, SLG: 0.435		F9		F9			F7			4	0	0	0	0	0	0											
Steve Ontiveros, S (1, 5) OBP: 0.396, SLG: 0.414 Mick Kelleher, R (7, 5) OBP: 0.154, SLG: 0.154 Mike Vail, R (9, PH) OBP: 0.368, SLG: 0.559								K		2	1	1	0	0	1	0											
Tim Blackwell, S (1, 2) OBP: 0.406, SLG: 0.273							F8			3	0	0	0	1	1	3											
Mike Krukow, R (1, 1) OBP: 0.250, SLG: 0.333 Larry Bittner, L (7, PH) OBP: 0.375, SLG: 0.286 Dick Tidrow, R (7, 1) Barry Foote, R (9, PH) OBP: 0.230, SLG: 0.368										0	0	0	0	0	0	0											
Inning Stats	R: 0 E: 0 K: 0 S: 4	H: 1 LOB: 1 BB: 0 P: 4	R: 0 E: 0 K: 1 S: 5	H: 0 LOB: 0 BB: 0 P: 5	R: 0 E: 0 K: 0 S: 3	H: 0 LOB: 1 BB: 1 P: 7	R: 1 E: 0 K: 0 S: 4	H: 1 LOB: 0 BB: 0 P: 4	R: 1 E: 0 K: 2 S: 7	H: 1 LOB: 1 BB: 0 P: 7	R: 0 E: 0 K: 0 S: 4	H: 1 LOB: 1 BB: 0 P: 4	R: 0 E: 0 K: 1 S: 6	H: 2 LOB: 1 BB: 0 P: 6	R: 0 E: 1 K: 3 S: 10	H: 0 LOB: 1 BB: 0 P: 10	1B: 4 2B: 1 3B: 0 HR: 1	SF: 0 SAC: 2 DP: 1 HBP: 1	WP: 0 PB: 0 SB: 0 CS: 0	PA: 36							
PITCHER	IP	WLS	BF	H	R	ER	SO	BB	IBB	HBP	BLK	WP	HR	S	P	ERA	WHIP										
Pat Zachry, R ERA: 3.0	7.0	W	28	4	2	2	3	2	0	1	0	0	1	31	40	2.57	0.857										
Skip Lockwood, R ERA: 1.82	2.0	S	8	2	0	0	4	0	0	0	0	0	0	16	16	0.00	1.000										

Chicago Cubs @ New York Mets
Shea Stadium, Flushing, NY
Thu May 24, 1979, 7:05 PM EDT
Att.: 4,320 - Unknown

AB 31
R 2
H 6
RBI 2
BB 2
SO 7
LOB 14



Batter	1	2	3	4	5	6	7	8	9	AB	R	H	RBI	BB	SO	LOB	BOTTOM										
Joel Youngblood, R (1, 9) OBP: 0.386, SLG: 0.544	F7							5-3		5	1	1	0	0	1	0											
Frank Taveras, R (1, 6) OBP: 0.276, SLG: 0.270								6-3		3	0	0	0	0	0	0											
Lee Mazzilli, S (1, 8) OBP: 0.401, SLG: 0.483										2	2	2	0	2	0	0											
Richie Hebner, L (1, 5) OBP: 0.390, SLG: 0.426	F5							F7		4	0	0	0	0	0	5											
Willie Montanez, L (1, 3) OBP: 0.275, SLG: 0.297	FC6-4							F7		3	1	1	1	1	0	2											
Steve Henderson, R (1, 7) OBP: 0.386, SLG: 0.351										4	0	2	1	0	0	2											
Ron Hodges, L (1, 2) OBP: 0.280, SLG: 0.238 Skip Lockwood, R (8, 1)										2	0	1	1	1	0	1											
Doug Flynn, R (1, 4) OBP: 0.226, SLG: 0.231	F4							F4-3		3	0	0	0	1	0	5											
Pat Zachry, R (1, 1) John Stearns, R (8, 2) OBP: 0.285, SLG: 0.325										3	0	0	0	0	1	3											
Inning Stats	R: 0 E: 0 K: 0 S: 3	H: 0 LOB: 2 BB: 1 P: 8	R: 0 E: 0 K: 1 S: 6	H: 1 LOB: 0 BB: 0 P: 6	R: 2 E: 2 K: 0 S: 6	H: 2 LOB: 3 BB: 2 P: 14	R: 0 E: 0 K: 1 S: 5	H: 0 LOB: 0 BB: 0 P: 5	R: 2 E: 0 K: 0 S: 5	H: 2 LOB: 2 BB: 2 P: 13	R: 0 E: 0 K: 0 S: 4	H: 1 LOB: 1 BB: 0 P: 4	R: 0 E: 0 K: 0 S: 4	H: 1 LOB: 1 BB: 0 P: 4	R: 0 E: 0 K: 1 S: 5	H: 0 LOB: 0 BB: 0 P: 5	1B: 6 2B: 1 3B: 0 HR: 0	SF: 1 SAC: 1 DP: 0 HBP: 1	WP: 0 PB: 0 SB: 2 CS: 0	PA: 38							
PITCHER	IP	WLS	BF	H	R	ER	SO	BB	IBB	HBP	BLK	WP	HR	S	P	ERA	WHIP										
Mike Krukow, R ERA: 3.94	6.0	L	31	6	4	3	2	3	2	1	0	0	0	29	50	4.50	1.500										
Dick Tidrow, R ERA: 6.84	2.0		7	1	0	0	1	0	0	0	0	0	0	9	9	0.00	0.500										

Chicago Cubs @ New York Mets
Shea Stadium, Flushing, NY
Thu May 24, 1979, 7:05 PM EDT
Att.: 4,320 - Unknown

AB 30
R 4
H 7
RBI 3
BB 5
SO 3
LOB 18



Batter	1	2	3	4	5	6	7	8	9	10	11	AB	R	H	RBI	BB	SO	LOB	TOP							
Omar Moreno, L OBP: 0.371, SLG: 0.453 (1, 8)	K			K		K		E3 3B		F7		5	1	1	0	0	3	1								
Tim Foli, R OBP: 0.330, SLG: 0.330 (1, 6)	5-3			6-3		F3		P6			P4	0	0	0	0	0	0	0								
Dave Parker, L OBP: 0.376, SLG: 0.526 (1, 9)	6-3			K			K			5-3 4-3 1B	K	5	0	1	0	0	3	0								
Willie Stargell, L OBP: 0.356, SLG: 0.656 (1, 3)		F8				BB 2B		F4-3 BB		4-3	K	4	0	1	0	1	1	1								
John Minner, L OBP: 0.388, SLG: 0.593 Bill Robinson, R OBP: 0.267, SLG: 0.478 (8, 7)	F4-3					2-3 BB		F4-3		5-3		2	0	0	0	1	0	1								
Les Lacy, R OBP: 0.375, SLG: 0.395 Phil Garner, R OBP: 0.322, SLG: 0.388 (8, 4)	5-3					K				HR 1B	BB	3	1	1	0	0	1	1								
Ed Ott, L OBP: 0.243, SLG: 0.376 (1, 2)			3-1			G3				F7	L1	4	0	0	0	0	0	4								
Dale Berra, R OBP: 0.276, SLG: 0.294 (1, 5)			K					FC1-6 1B		K		4	0	1	0	0	2	1								
Jim Rooker, R Mike Easler, L Ken Williams, L Grant Jackson, S Bruce Kison, R Manny Sanguillen, R Enrique Romo, R (1, 1) (8, PH) (8, 1) (8, 1) (8, 1) (10, PH) (10, 1)	K			K				FC1-6		HR		2	0	0	0	0	1	1								
Inning Stats	R: 0 E: 0 K: 1 S: 5	H: 0 LOB: 0 BB: 0 P: 5	R: 0 E: 0 K: 0 S: 3	H: 0 LOB: 0 BB: 0 P: 3	R: 0 E: 0 K: 2 S: 7	H: 0 LOB: 0 BB: 0 P: 7	R: 0 E: 0 K: 2 S: 7	H: 0 LOB: 0 BB: 0 P: 7	R: 0 E: 0 K: 1 S: 5	H: 1 LOB: 1 BB: 0 P: 9	R: 0 E: 0 K: 1 S: 6	H: 1 LOB: 1 BB: 0 P: 6	R: 0 E: 0 K: 1 S: 4	H: 0 LOB: 0 BB: 1 P: 8	R: 3 E: 1 K: 1 S: 8	H: 3 LOB: 0 BB: 0 P: 8	R: 0 E: 0 K: 0 S: 4	H: 1 LOB: 2 BB: 1 P: 8	R: 0 E: 0 K: 0 S: 3	H: 0 LOB: 0 BB: 0 P: 3	R: 0 E: 0 K: 2 S: 7	H: 0 LOB: 0 BB: 0 P: 7	1B: 3 2B: 2 3B: 1 HR: 1	SF: 0 SAC: 0 DP: 1 HBP: 0	WP: 0 PB: 0 SB: 0 CS: 0	PA: 40
PITCHER	IP ERA WLS BF H R ER SO BB IBB HBP BLK WP HR S P ERA WHIP																				IP ERA WLS BF H R ER SO BB IBB HBP BLK WP HR S P ERA WHIP					
Craig Swan, R ERA: 3.29 (1, 1)	8.0	2.0	1.0	8	1	0	0	0	1	0	0	0	0	0	0	7	11	0.00	1.000							
Dale Murray, R ERA: 3.16 (9, 1)	2.0	3.0	1.0	8	1	0	0	0	1	0	0	0	0	0	7	7	0.00	0.000								
Skip Lockwood, R ERA: 1.76 (10, 1)	1.0	3.0	1.0	3	0	0	0	2	0	0	0	0	0	0	7	7	0.00	0.000								

Pittsburgh Pirates @ New York Mets
Shea Stadium, Flushing, NY
Fri May 25 1979, 7:05 PM EDT
Att: 6,611 - Unknown

AB 32
R 3
H 6
RBI 2
BB 3
SO 11
LOB 11



Batter	1	2	3	4	5	6	7	8	9	10	11	AB	R	H	RBI	BB	SO	LOB	BOTTOM			
Joel Youngblood, R OBP: 0.394, SLG: 0.563 (1, 9) (9, 4)	6-3		F9			CS 1B				E 1B		5	1	3	0	0	0	0				
Frank Taveras, R OBP: 0.270, SLG: 0.283 (1, 6)	K		L9			F2				F8		4	0	0	0	0	1	2				
Lee Mazzilli, S OBP: 0.403, SLG: 0.497 (1, 8)	1B 2B					6-3				E8 1B 2B		4	2	2	1	0	0	0				
Richie Hebner, L OBP: 0.386, SLG: 0.421 (1, 5)						F7				F7		4	0	1	1	0	0	1				
John Stearns, R OBP: 0.284, SLG: 0.323 (1, 2)	F3					F6				FC6-4 1B		4	0	1	1	0	0	1				
Willie Montanez, L OBP: 0.274, SLG: 0.303 (1, 3)			4-3			4-3				FC6-4 1B		4	0	1	0	0	0	1				
Steve Henderson, R OBP: 0.357, SLG: 0.341 (1, 7)			4-3			6-3				F3		4	0	0	0	0	0	1				
Doug Flynn, R OBP: 0.223, SLG: 0.227 Ed Kranepool, L OBP: 0.281, SLG: 0.333 Gil Flores, R OBP: 0.263, SLG: 0.278 (1, 4) (8, PH) (8, PH) (8, 9)			F3			F9				F8		2	0	0	0	0	0	0				
Craig Swan, R OBP: 0.179, SLG: 0.154 Alex Trevino, R OBP: 0.481, SLG: 0.542 Dale Murray, R OBP: 0.310, SLG: 0.448 Bruce Boisclair, L OBP: 0.310, SLG: 0.448 Skip Lockwood, R ERA: 3.6 (1, 1) (8, PH) (9, 1) (10, PH) (11, 1)			6-3			F7				F3		2	0	0	0	0	0	0				
Inning Stats	R: 1 E: 0 K: 1 S: 7	H: 2 LOB: 1 BB: 0 P: 7	R: 0 E: 0 K: 0 S: 3	H: 0 LOB: 0 BB: 0 P: 3	R: 0 E: 0 K: 0 S: 3	H: 0 LOB: 0 BB: 0 P: 3	R: 0 E: 0 K: 0 S: 3	H: 0 LOB: 0 BB: 0 P: 3	R: 0 E: 0 K: 0 S: 3	H: 1 LOB: 0 BB: 0 P: 3	R: 0 E: 0 K: 0 S: 4	H: 1 LOB: 1 BB: 0 P: 4	R: 2 E: 1 K: 0 S: 6	H: 3 LOB: 1 BB: 0 P: 6	R: 0 E: 0 K: 2 S: 7	H: 0 LOB: 0 BB: 0 P: 7	R: 0 E: 0 K: 0 S: 1	H: 1 LOB: 1 BB: 0 P: 1	1B: 4 2B: 3 3B: 1 HR: 0	SF: 0 SAC: 0 DP: 0 HBP: 0	WP: 0 PB: 0 SB: 0 CS: 1	PA: 37
PITCHER	IP ERA WLS BF H R ER SO BB IBB HBP BLK WP HR S P ERA WHIP																				IP ERA WLS BF H R ER SO BB IBB HBP BLK WP HR S P ERA WHIP	
Jim Rooker, L ERA: 0.59 (8, 1)	0.1	2	1	3	1	0	0	0	0	0	0	0	0	0	2	2	0.00	3.000				
Kent Tekulve, R ERA: 4.36 (8, 1)	1.1	6	2	2	2	0	0	0	0	0	0	0	0	6	6	13.50	1.500					
Grant Jackson, L ERA: 3.0 (8, 1)	0.1	2	1	0	0	0	0	0	0	0	0	0	0	2	2	0.00	3.000					
Bruce Kison, R ERA: 3.5 (10, 1)	1.0	4	1	0	0	2	0	0	0	0	0	0	0	8	8	0.00	1.000					

Pittsburgh Pirates @ New York Mets
Shea Stadium, Flushing, NY
Fri May 25 1979, 7:05 PM EDT
Att: 6,611 - Unknown


AB 37
R 3
H 8
RBI 3
BB 0
SO 3
LOB 8



Batter	1	2	3	4	5	6	7	8	9	AB	R	H	RBI	BB	SO	LOB	TOP			
Omar Moreno, L (1,8) OBP: 0.368, SLG: 0.453										4	1	1	0	0	0	1				
Tim Foli, R (1,6) OBP: 0.321, SLG: 0.320										0	0	0	0	0	0	0				
Dave Parker, L (1,9) OBP: 0.388, SLG: 0.522										4	0	2	1	0	0	1				
Bill Robinson, R (1,3) OBP: 0.282, SLG: 0.513										3	1	2	1	0	1	1				
Lee Lacy, R (1,7) OBP: 0.358, SLG: 0.357										2	0	0	0	1	0	2				
John Milner, L (9, PH) OBP: 0.361, SLG: 0.563										1	0	0	0	0	1	0				
Steve Nicosia, R (1,2) OBP: 0.306, SLG: 0.492										4	0	1	0	0	0	2				
Dale Berra, R (1,5) OBP: 0.313, SLG: 0.316										4	0	0	0	0	1	1				
Phil Garner, R (1,4) OBP: 0.320, SLG: 0.383										3	0	1	0	0	0	0				
Jim Bibby, R (1,1) OBP: 0.167, SLG: 0.167										1	0	0	0	0	0	1				
Bruce Kison, R (4,1) OBP: 0.192, SLG: 0.200										2	0	0	0	0	1	0				
Enrique Romo, R (8,1)										0	0	0	0	0	0	0				
Grant Jackson, S (8,1)										0	0	0	0	0	0	0				
Inning Stats	R: 1 E: 0 K: 0 S: 5	H: 2 LOB: 2 BB: 1 P: 9	R: 0 E: 0 K: 0 S: 4	H: 1 LOB: 1 BB: 0 P: 4	R: 0 E: 0 K: 1 S: 6	H: 1 LOB: 0 BB: 0 P: 6	R: 0 E: 0 K: 0 S: 3	H: 1 LOB: 0 BB: 0 P: 3	R: 0 E: 0 K: 0 S: 4	H: 1 LOB: 1 BB: 0 P: 4	R: 0 E: 0 K: 2 S: 7	H: 0 LOB: 0 BB: 0 P: 7	R: 0 E: 0 K: 0 S: 3	H: 0 LOB: 0 BB: 0 P: 3	R: 1 E: 0 K: 1 S: 6	H: 1 LOB: 0 BB: 0 P: 6	1B: 7 2B: 0 3B: 0 HR: 1	SF: 0 SAC: 1 DP: 1 HBP: 0	WP: 1 PB: 0 SB: 1 CS: 1	PA: 34
PITCHER	IP WLS BF H R ER SO BB IBB HBP BLK WP HR S P ERA WHIP																			
Kevin Kobel, L (1,1) ERA: 1.73	8.0		30	7	1	1	3	1	0	0	0	0	1	0	35	39	1.12	1.000		
Dale Murray, R (9,1) ERA: 3.92	1.0	L	4	1	1	1	1	0	0	0	0	0	0	1	6	6	9.00	1.000		

Pittsburgh Pirates @ New York Mets
Shea Stadium, Flushing, NY
Sun May 27 1979, 3:33 AM EDT
Att: 25,545 - Unknown


AB 28
R 2
H 7
RBI 2
BB 1
SO 4
LOB 9



Batter	1	2	3	4	5	6	7	8	9	AB	R	H	RBI	BB	SO	LOB	BOTTOM			
Joel Youngblood, R (1,9) OBP: 0.390, SLG: 0.567										4	0	0	0	0	2	3				
Frank Taveras, R (1,6) OBP: 0.283, SLG: 0.253										3	0	0	0	0	0	1				
Ed Kranepool, L (8, PH) OBP: 0.281, SLG: 0.333										0	0	0	0	0	0	0				
Elliott Maddox, R (8, PH) OBP: 0.343, SLG: 0.222										1	0	0	0	0	1	3				
Dale Murray, R (9,1)										0	0	0	0	0	0	0				
Lee Mazzilli, S (1,8) OBP: 0.411, SLG: 0.515										4	1	2	1	0	1	3				
Richie Hebner, L (1,5) OBP: 0.377, SLG: 0.407										4	0	0	0	0	0	1				
Willie Montanez, L (1,3) OBP: 0.273, SLG: 0.295										4	0	0	0	0	0	1				
John Stearns, R (1,2) OBP: 0.284, SLG: 0.321										4	0	1	0	0	1	0				
Steve Henderson, R (1,7) OBP: 0.372, SLG: 0.371										2	0	1	0	1	0	1				
Doug Flynn, R (1,4) OBP: 0.221, SLG: 0.232										2	0	0	0	0	0	1				
Kevin Kobel, R (1,1) OBP: 0.154, SLG: 0.154										2	0	1	0	0	1	0				
Bruce Boisclair, L (8, PH) OBP: 0.290, SLG: 0.419										1	0	0	0	0	0	2				
Inning Stats	R: 0 E: 0 K: 0 S: 3	H: 0 LOB: 0 BB: 0 P: 3	R: 0 E: 0 K: 0 S: 4	H: 1 LOB: 1 BB: 0 P: 4	R: 0 E: 0 K: 1 S: 6	H: 1 LOB: 0 BB: 0 P: 6	R: 0 E: 0 K: 0 S: 3	H: 1 LOB: 0 BB: 0 P: 3	R: 0 E: 0 K: 2 S: 7	H: 0 LOB: 0 BB: 0 P: 7	R: 1 E: 0 K: 0 S: 4	H: 1 LOB: 0 BB: 0 P: 4	R: 0 E: 1 K: 2 S: 10	H: 1 LOB: 3 BB: 0 P: 10	R: 0 E: 0 K: 1 S: 5	H: 0 LOB: 0 BB: 0 P: 5	1B: 4 2B: 0 3B: 0 HR: 1	SF: 0 SAC: 1 DP: 2 HBP: 0	WP: 0 PB: 0 SB: 0 CS: 0	PA: 33
PITCHER	IP WLS BF H R ER SO BB IBB HBP BLK WP HR S P ERA WHIP																			
Jim Bibby, R (1,1) ERA: 3.18	3.1		13	3	0	0	1	0	0	0	0	0	0	1	15	15	0.00	0.900		
Bruce Kison, R (4,1) ERA: 3.32	3.2		11	1	1	1	2	1	0	0	0	0	0	1	14	18	2.46	0.545		
Enrique Romo, R (8,1) ERA: 3.63	0.1		4	1	0	0	0	0	0	0	0	0	0	4	4	0.00	3.000			
Grant Jackson, L (8,1) ERA: 3.05	1.2	W	5	0	0	0	3	0	0	0	0	0	0	11	11	0.00	0.000			

Pittsburgh Pirates @ New York Mets
Shea Stadium, Flushing, NY
Sun May 27 1979, 3:33 AM EDT
Att: 25,545 - Unknown

AB 31
R 1
H 5
RBI 1
BB 1
SO 6
LOB 16



Batter	1	2	3	4	5	6	7	8	9	AB	R	H	RBI	BB	SO	LOB	TOP					
Joel Youngblood, R (1,9) OBP: 0.387, SLG: 0.548										4	0	2	0	1	1	1	New York Mets @ St. Louis Cardinals Busch Stadium, St. Louis, MO Tue May 29 1979, 7:05 PM CDT Att: 14,149 - Unknown					
Frank Taveras, R (1,6) OBP: 0.260, SLG: 0.250										5	2	2	0	0	0	4						
Lee Mazzilli, S (1,8) Elliott Maddox, R (8, PR) OBP: 0.325, SLG: 0.219										4	1	2	0	0	0	1						
Richie Hebner, L (1,5) OBP: 0.377, SLG: 0.411										3	0	1	2	0	0	1						
Willie Montanez, L (1,3) OBP: 0.282, SLG: 0.312										4	1	2	1	0	0	1						
John Stearns, R (1,2) OBP: 0.294, SLG: 0.329										4	1	1	1	0	1	2						
Steve Henderson, R (1,7) OBP: 0.366, SLG: 0.367										4	1	1	1	0	0	0						
Doug Flynn, R (1,4) OBP: 0.229, SLG: 0.240										4	0	2	1	0	0	0						
Pat Zachry, R (1,1) Skip Lockwood, R (8,1)										3	0	1	0	0	1	0						
Inning Stats	R: 0 E: 0 K: 0 S: 3	H: 1 LOB: 0 BB: 0 P: 3	R: 0 E: 0 K: 0 S: 3	H: 0 LOB: 0 BB: 0 P: 3	R: 0 E: 0 K: 1 S: 5	H: 0 LOB: 0 BB: 0 P: 5	R: 1 E: 0 K: 1 S: 7	H: 2 LOB: 1 BB: 0 P: 7	R: 0 E: 0 K: 0 S: 3	H: 0 LOB: 3 BB: 0 P: 3	R: 0 E: 0 K: 0 S: 3	H: 1 LOB: 0 BB: 0 P: 3	R: 4 E: 0 K: 0 S: 8	H: 6 LOB: 1 BB: 0 P: 8	R: 1 E: 0 K: 1 S: 7	H: 3 LOB: 2 BB: 0 P: 7	R: 0 E: 0 K: 1 S: 6	H: 1 LOB: 2 BB: 1 P: 10	1B: 9 2B: 5 3B: 0 HR: 0	SF: 1 SAC: 0 DP: 1 HBP: 0	WP: 0 PB: 0 SB: 0 CS: 1	PA: 38
PITCHER	IP WLS BF H R ER SO BB IBB HBP BLK WP HR S P ERA WHIP																					
Pete Vuckovich, R (1,1) ERA: 2.71	6.1 L 25 8 5 5 2 0 0 0 0 0 0 0 29 29 7.11 1.263																					
Mark Littell, R (7,1) ERA: 3.69	0.2 5 4 1 1 0 0 0 0 0 0 0 0 5 5 13.50 6.000																					
Will McEnaney, L (8,1) ERA: 1.5	1.0 3 1 0 0 1 0 0 0 0 0 0 0 5 5 0.00 1.000																					
Tom Bruno, R (9,1) ERA: 3.18	1.0 5 1 0 0 1 1 0 0 0 0 0 0 6 10 0.00 2.000																					

Batter	1	2	3	4	5	6	7	8	9	AB	R	H	RBI	BB	SO	LOB	BOTTOM					
Garry Templeton, S (1,6) OBP: 0.298, SLG: 0.333										4	0	1	0	1	1	0	New York Mets @ St. Louis Cardinals Busch Stadium, St. Louis, MO Tue May 29 1979, 7:05 PM CDT Att: 14,149 - Unknown					
Lou Brock, L (1,7) OBP: 0.381, SLG: 0.456										5	0	0	0	0	2	3						
Keith Hernandez, L (1,3) OBP: 0.335, SLG: 0.463										4	0	3	0	1	0	0						
Ted Simmons, S (1,2) OBP: 0.409, SLG: 0.538										4	0	0	0	1	0	5						
George Hendrick, R (1,9) OBP: 0.350, SLG: 0.468										5	1	1	0	0	0	3						
Tony Scott, S (1,8) OBP: 0.317, SLG: 0.397										4	1	2	0	1	0	4						
Ken Reitz, R (1,5) OBP: 0.298, SLG: 0.380										4	0	3	2	0	0	1						
Ken Oberkfell, L (1,4) OBP: 0.345, SLG: 0.415										4	0	1	0	0	0	4						
Pete Vuckovich, R (1,1) Mark Littell, L (7,1) Will McEnaney, L (8,1) Dane Iorg, L (8, PH) Tom Bruno, R (9,1)										2	0	0	0	0	0	2						
Inning Stats	R: 0 E: 0 K: 0 S: 4	H: 1 LOB: 1 BB: 0 P: 4	R: 1 E: 0 K: 0 S: 5	H: 2 LOB: 1 BB: 0 P: 5	R: 0 E: 0 K: 1 S: 5	H: 0 LOB: 0 BB: 0 P: 5	R: 0 E: 0 K: 0 S: 4	H: 1 LOB: 1 BB: 0 P: 4	R: 0 E: 0 K: 0 S: 4	H: 1 LOB: 3 BB: 2 P: 12	R: 1 E: 0 K: 0 S: 5	H: 2 LOB: 1 BB: 0 P: 5	R: 0 E: 0 K: 1 S: 6	H: 1 LOB: 1 BB: 0 P: 6	R: 0 E: 0 K: 0 S: 4	H: 1 LOB: 2 BB: 1 P: 8	R: 0 E: 0 K: 1 S: 7	H: 2 LOB: 3 BB: 1 P: 11	1B: 9 2B: 2 3B: 0 HR: 0	SF: 0 SAC: 1 DP: 0 HBP: 0	WP: 0 PB: 0 SB: 1 CS: 0	PA: 42
PITCHER	IP WLS BF H R ER SO BB IBB HBP BLK WP HR S P ERA WHIP																					
Pat Zachry, R (1,1) ERA: 2.87	7.1 W 34 9 2 2 2 2 3 0 0 0 0 0 35 47 2.46 1.636																					
Skip Lockwood, R (8,1) ERA: 1.57	1.2 S 8 2 0 0 1 1 0 0 0 0 0 0 9 13 0.00 1.800																					



Batter	1	2	3	4	5	6	7	8	9	AB	R	H	RBI	BB	SO	LOB	TOP				
Joel Youngblood, R (1, 9) <small>OBP: 0.382, SLG: 0.540</small> Elliott Maddox, R (4, 9) <small>OBP: 0.349, SLG: 0.286</small>										2	0	0	0	0	1	0	New York Mets @ St. Louis Cardinals Busch Stadium, St. Louis, MO Wed May 30 1979, 7:05 PM CDT Att: 11,111 - Unknown livebaseballscorecards.com				
Frank Taveras, R (1, 6) <small>OBP: 0.254, SLG: 0.254</small>										5	1	2	1	0	1	1					
Lee Mazzilli, S (1, 8) <small>OBP: 0.421, SLG: 0.529</small>										4	0	3	0	1	0	1					
Richie Hebner, L (1, 5) <small>OBP: 0.395, SLG: 0.431</small>										3	0	3	2	2	0	0					
Willie Montanez, L (1, 3) <small>OBP: 0.286, SLG: 0.314</small>										5	0	2	0	0	0	5					
John Stearns, R (1, 2) <small>OBP: 0.293, SLG: 0.327</small> Dale Murray, R (7, 1)										4	0	1	0	0	0	5					
Ed Kranepool, L (6, PH) <small>OBP: 0.273, SLG: 0.321</small>										0	0	0	0	0	0	0					
Steve Henderson, R (1, 7) <small>OBP: 0.358, SLG: 0.357</small>										4	0	0	0	0	1	1					
Doug Flynn, R (1, 4) <small>OBP: 0.236, SLG: 0.247</small>										4	0	2	0	0	0	1					
Craig Swan, R (1, 1) <small>OBP: 0.167, SLG: 0.143</small> Bruce Boisclair, L (6, PH) <small>OBP: 0.273, SLG: 0.394</small> Jesse Orosco, R (6, 1) <small>OBP: 0.259, SLG: 0.217</small>										2	0	0	0	0	1	1					
Ron Hodges, L (7, 2) <small>OBP: 0.259, SLG: 0.217</small>										1	0	0	0	0	0	1					
Inning Stats	R: 0 E: 0 K: 1 S: 7	H: 2 LOB: 2 BB: 0 P: 7	R: 0 E: 0 K: 1 S: 6	H: 1 LOB: 1 BB: 0 P: 6	R: 1 E: 0 K: 0 S: 5	H: 2 LOB: 1 BB: 0 P: 5	R: 0 E: 0 K: 0 S: 3	H: 1 LOB: 0 BB: 0 P: 3	R: 1 E: 0 K: 0 S: 6	H: 4 LOB: 3 BB: 1 P: 10	R: 0 E: 0 K: 0 S: 3	H: 1 LOB: 0 BB: 0 P: 3	R: 1 E: 0 K: 1 S: 8	H: 3 LOB: 2 BB: 0 P: 8	R: 0 E: 0 K: 1 S: 5	H: 0 LOB: 0 BB: 2 P: 5	R: 0 E: 0 K: 0 S: 4	H: 1 LOB: 3 BB: 2 P: 12	1B: 12 2B: 3 3B: 0 HR: 0	SF: 0 SAC: 0 DP: 2 HBP: 0	WP: 0 PA: 42 FB: 0 SB: 1 CS: 0
PITCHER	IP WLS BF H R ER SO BB IBB HBP BLK WP HR S P ERA WHIP	IP WLS BF H R ER SO BB IBB HBP BLK WP HR S P ERA WHIP	IP WLS BF H R ER SO BB IBB HBP BLK WP HR S P ERA WHIP	IP WLS BF H R ER SO BB IBB HBP BLK WP HR S P ERA WHIP	IP WLS BF H R ER SO BB IBB HBP BLK WP HR S P ERA WHIP	IP WLS BF H R ER SO BB IBB HBP BLK WP HR S P ERA WHIP	IP WLS BF H R ER SO BB IBB HBP BLK WP HR S P ERA WHIP	IP WLS BF H R ER SO BB IBB HBP BLK WP HR S P ERA WHIP	IP WLS BF H R ER SO BB IBB HBP BLK WP HR S P ERA WHIP	IP WLS BF H R ER SO BB IBB HBP BLK WP HR S P ERA WHIP	IP WLS BF H R ER SO BB IBB HBP BLK WP HR S P ERA WHIP	IP WLS BF H R ER SO BB IBB HBP BLK WP HR S P ERA WHIP	IP WLS BF H R ER SO BB IBB HBP BLK WP HR S P ERA WHIP	IP WLS BF H R ER SO BB IBB HBP BLK WP HR S P ERA WHIP	IP WLS BF H R ER SO BB IBB HBP BLK WP HR S P ERA WHIP	IP WLS BF H R ER SO BB IBB HBP BLK WP HR S P ERA WHIP	IP WLS BF H R ER SO BB IBB HBP BLK WP HR S P ERA WHIP	IP WLS BF H R ER SO BB IBB HBP BLK WP HR S P ERA WHIP	IP WLS BF H R ER SO BB IBB HBP BLK WP HR S P ERA WHIP	IP WLS BF H R ER SO BB IBB HBP BLK WP HR S P ERA WHIP	IP WLS BF H R ER SO BB IBB HBP BLK WP HR S P ERA WHIP

Batter	1	2	3	4	5	6	7	8	9	AB	R	H	RBI	BB	SO	LOB	BOTTOM			
Garry Templeton, S (1, 6) <small>OBP: 0.313, SLG: 0.359</small>										5	3	4	0	0	0	0	New York Mets @ St. Louis Cardinals Busch Stadium, St. Louis, MO Wed May 30 1979, 7:05 PM CDT Att: 11,111 - Unknown livebaseballscorecards.com			
Lou Brock, L (1, 7) <small>OBP: 0.388, SLG: 0.491</small> Jerry Mumphrey, S (7, PH) <small>OBP: 0.300, SLG: 0.270</small>										2	1	2	3	0	0	0				
Keith Hernandez, L (1, 3) <small>OBP: 0.344, SLG: 0.472</small>										3	1	2	0	1	0	0				
Ted Simmons, S (1, 2) <small>OBP: 0.411, SLG: 0.565</small>										4	1	2	3	0	1	3				
George Hendrick, R (1, 9) <small>OBP: 0.354, SLG: 0.469</small>										4	0	2	0	0	0	3				
Tony Scott, S (1, 8) <small>OBP: 0.316, SLG: 0.393</small>										4	0	1	0	0	1	0				
Ken Reitz, R (1, 5) <small>OBP: 0.297, SLG: 0.376</small>										4	0	1	0	0	0	2				
Ken Oberkfell, L (1, 4) <small>OBP: 0.350, SLG: 0.436</small> Mike Tyson, R (6, PH) <small>OBP: 0.275, SLG: 0.394</small>										2	0	1	0	0	0	0				
Silvio Martinez, R (1, 1) <small>OBP: 0.105, SLG: 0.111</small> Buddy Schultz, R (7, 1) Mark Littell, L (7, 1) Darold Knowles, L (9, 1)										3	0	0	0	0	1	2				
Inning Stats	R: 1 E: 0 K: 1 S: 7	H: 3 LOB: 1 BB: 0 P: 7	R: 0 E: 0 K: 1 S: 6	H: 1 LOB: 1 BB: 0 P: 6	R: 1 E: 0 K: 0 S: 5	H: 2 LOB: 1 BB: 0 P: 5	R: 0 E: 0 K: 1 S: 5	H: 0 LOB: 0 BB: 0 P: 5	R: 2 E: 1 K: 0 S: 6	H: 4 LOB: 2 BB: 0 P: 6	R: 0 E: 0 K: 0 S: 4	H: 1 LOB: 1 BB: 0 P: 4	R: 3 E: 0 K: 0 S: 5	H: 3 LOB: 1 BB: 2 P: 13	R: 0 E: 0 K: 2 S: 8	H: 1 LOB: 1 BB: 0 P: 8		1B: 9 2B: 3 3B: 1 HR: 2	SF: 1 SAC: 0 DP: 2 HBP: 0	WP: 1 PA: 38 FB: 0 SB: 2 CS: 0
PITCHER	IP WLS BF H R ER SO BB IBB HBP BLK WP HR S P ERA WHIP	IP WLS BF H R ER SO BB IBB HBP BLK WP HR S P ERA WHIP	IP WLS BF H R ER SO BB IBB HBP BLK WP HR S P ERA WHIP	IP WLS BF H R ER SO BB IBB HBP BLK WP HR S P ERA WHIP	IP WLS BF H R ER SO BB IBB HBP BLK WP HR S P ERA WHIP	IP WLS BF H R ER SO BB IBB HBP BLK WP HR S P ERA WHIP	IP WLS BF H R ER SO BB IBB HBP BLK WP HR S P ERA WHIP	IP WLS BF H R ER SO BB IBB HBP BLK WP HR S P ERA WHIP	IP WLS BF H R ER SO BB IBB HBP BLK WP HR S P ERA WHIP	IP WLS BF H R ER SO BB IBB HBP BLK WP HR S P ERA WHIP	IP WLS BF H R ER SO BB IBB HBP BLK WP HR S P ERA WHIP	IP WLS BF H R ER SO BB IBB HBP BLK WP HR S P ERA WHIP	IP WLS BF H R ER SO BB IBB HBP BLK WP HR S P ERA WHIP	IP WLS BF H R ER SO BB IBB HBP BLK WP HR S P ERA WHIP	IP WLS BF H R ER SO BB IBB HBP BLK WP HR S P ERA WHIP	IP WLS BF H R ER SO BB IBB HBP BLK WP HR S P ERA WHIP	IP WLS BF H R ER SO BB IBB HBP BLK WP HR S P ERA WHIP	IP WLS BF H R ER SO BB IBB HBP BLK WP HR S P ERA WHIP	IP WLS BF H R ER SO BB IBB HBP BLK WP HR S P ERA WHIP	IP WLS BF H R ER SO BB IBB HBP BLK WP HR S P ERA WHIP

Batter	1	2	3	4	5	6	7	8	9	10	11	AB	R	H	RBI	BB	SO	LOB	TOP							
Joel Youngblood, R OBP: 0.383, SLG: 0.571 (1, 9)	6-3		F9		HR				5-3		1B	6	1	3	1	0	0	0								
Frank Taveras, R OBP: 0.267, SLG: 0.263 (1, 6)	4-3			5-3	F8			6-3		6-3	1B	6	0	1	1	0	0	1								
Lee Mazzilli, S OBP: 0.417, SLG: 0.514 (1, 8)	K			1B FC	F8			K		K	F8	5	1	0	0	1	3	2								
Richie Hebner, L OBP: 0.386, SLG: 0.425 (1, 5)		K		FC5-4 1B	P5			F8		HBP 2B	F7	6	1	2	0	0	1	2								
Willie Montanez, L OBP: 0.293, SLG: 0.323 (1, 3)		F8		FC FC5-4 1B		1-3		1B 1B		HBP IBB		4	0	1	1	1	0	1								
Steve Henderson, R OBP: 0.369, SLG: 0.377 (1, 7)		3B		FC5-4 1B		F8		1B				4	1	2	0	0	0	2								
John Stearns, R OBP: 0.290, SLG: 0.321 (1, 2)	5-3			1B		4-3		G3		L7		5	0	1	1	0	0	6								
Doug Flynn, R OBP: 0.247, SLG: 0.264 (1, 4)			F4	1B			F7		K		1B 4-3 1B	5	1	2	1	0	1	0								
Kevin Kobel, R OBP: 0.154 (1, 1)			K								4-3	0	0	0	0	0	0	0								
Brugus Luchessa, R OBP: 0.276, SLG: 0.389 (3, 1)			K									1	0	0	0	0	1	0								
Jesse Orosco, R OBP: 0.154 (3, 1)			K									2	0	0	0	0	2	2								
Dale Murray, R OBP: 0.154 (7, 1)			K									0	0	0	0	0	0	0								
Ed Kranepool, L OBP: 0.154 (8, PH)			K									1	0	0	0	0	1	0								
Skip Lockwood, R OBP: 0.154 (8, 1)			K									0	0	0	0	0	0	0								
Ron Hodges, L OBP: 0.154 (11, PH)			K									1	0	0	0	0	0	1								
Ed Glynn, R OBP: 0.154 (11, 1)			K									0	0	0	0	0	0	0								
Inning Stats	R: 0 E: 0 K: 1 S: 5	H: 0 LOB: 0 BB: 0 P: 5	R: 0 E: 0 K: 1 S: 6	H: 1 LOB: 1 BB: 0 P: 6	R: 0 E: 0 K: 1 S: 5	H: 0 LOB: 0 BB: 0 P: 5	R: 3 E: 0 K: 1 S: 9	H: 3 LOB: 2 BB: 1 P: 13	R: 1 E: 0 K: 0 S: 4	H: 1 LOB: 0 BB: 0 P: 4	R: 0 E: 0 K: 0 S: 3	H: 0 LOB: 0 BB: 0 P: 3	R: 0 E: 0 K: 1 S: 6	H: 1 LOB: 1 BB: 0 P: 6	R: 0 E: 0 K: 1 S: 7	H: 2 LOB: 2 BB: 0 P: 7	R: 0 E: 0 K: 2 S: 7	H: 0 LOB: 0 BB: 0 P: 7	R: 0 E: 0 K: 1 S: 6	H: 1 LOB: 3 BB: 1 P: 11	R: 1 E: 0 K: 0 S: 6	H: 3 LOB: 2 BB: 0 P: 6	1B: 9 2B: 1 3B: 1 HR: 1	SF: 0 SAC: 0 DP: 0 HBP: 1	WP: 0 PB: 0 SB: 0 CS: 0	PA: 49
PITCHER	IP WLS BF H R ER SO BB IBB HBP BLK WP HR S P ERA WHIP	PITCHER										IP WLS BF H R ER SO BB IBB HBP BLK WP HR S P ERA WHIP														
Eddie Solomon, R ERA: 5.13 (1, 1)	2.0	9	1	0	0	3	0	1	1	0	0	0	0	13	18	0.00	0.500									
Gene Garber, R ERA: 4.36 (9, 1)	0.2	L	5	3	1	1	0	0	0	0	0	0	0	5	5	13.50	4.500									
Adrian Devine, R ERA: 2.84 (11, 1)	0.1		1	0	0	0	0	0	0	0	0	0	0	1	1	0.00	0.000									
Craig Skok, L ERA: 3.9 (11, 1)																										

New York Mets @ Atlanta Braves
Atlanta-Fulton County Stadium, Atlanta, GA
Fri Jun 01 1979, 7:05 PM EDT
Att. 5,748 - Unknown

AB 46
R 5
H 12
RBI 5
BB 2
SO 9
LOB 17



Batter	1	2	3	4	5	6	7	8	9	10	11	AB	R	H	RBI	BB	SO	LOB	BOTTOM							
Jerry Royster, R OBP: 0.382, SLG: 0.383 (1, 5) (8, 4)	1B 1B	2B 1B		K			F9	BB			BB	4	2	2	0	2	1	2								
Gary Matthews, R OBP: 0.366, SLG: 0.556 (1, 9)	1B 1B	1B	FC6-4				2B 1B	F9		F9		6	2	3	1	0	0	6								
Bob Horner, R OBP: 0.344, SLG: 0.526 (1, 3) (8, 5)	1B 1B	F4			1-3						5-3 BB	5	0	3	2	0	0	1								
Darrel Chaney, S OBP: 0.220, SLG: 0.167 (9, PH) (10, 5)	1B 1B						BB 2B		CS 1B			0	0	0	0	1	0	0								
Jeff Burroughs, R OBP: 0.330, SLG: 0.328 (1, 7)	K		F8		1-3		BB IBB		K		5-3	5	0	0	0	1	2	4								
Barry Bonnell, R OBP: 0.311, SLG: 0.468 (7, PH)				K						G3		3	0	1	1	0	2	0								
Rowland Office, L OBP: 0.356, SLG: 0.423 (8, 8)				K							FC4-6 IBB	1	0	0	0	1	0	1								
Charlie Spikes, R OBP: 0.433, SLG: 0.760 (11, PH)	1-2 3H 1B						1-2 2-3 BB					0	0	0	0	1	0	0								
Glenn Hubbard, R OBP: 0.280, SLG: 0.287 (1, 4)	F8						F2				F8	3	0	1	0	0	0	2								
Mike Lum, L OBP: 0.268, SLG: 0.301 (8, 3)				CS 1B			F5				F3	3	0	0	0	0	0	5								
Bruce Benedict, R OBP: 0.290, SLG: 0.220 (1, 2)	F7		F		5-3		F7		F7		FC4-6 1B	7	0	1	0	0	0	8								
Pepe Frias, R OBP: 0.291, SLG: 0.336 (1, 6)		F7							F9			5	0	3	0	0	0	0								
Eddie Solomon, R OBP: 0.382, SLG: 0.133 (8, PH)												3	0	2	0	0	1	1								
Gene Garber, R OBP: 0.366, SLG: 0.556 (1, 9)												1	0	0	0	0	1	0								
Joe Niekro, R OBP: 0.154 (9, PH)												0	0	0	0	0	0	0								
Adrian Devine, R OBP: 0.366, SLG: 0.423 (11, 1)												0	0	0	0	0	0	0								
Craig Skok, R ERA: 3.9 (11, 1)												0	0	0	0	0	0	0								
Inning Stats	R: 2 E: 0 K: 1 S: 9	H: 4 LOB: 2 BB: 0 P: 9	R: 1 E: 0 K: 0 S: 5	H: 3 LOB: 1 BB: 0 P: 5	R: 0 E: 0 K: 1 S: 5	H: 1 LOB: 0 BB: 0 P: 5	R: 0 E: 0 K: 1 S: 7	H: 2 LOB: 2 BB: 0 P: 7	R: 0 E: 0 K: 1 S: 5	H: 0 LOB: 0 BB: 0 P: 5	R: 0 E: 0 K: 1 S: 6	H: 1 LOB: 1 BB: 0 P: 6	R: 1 E: 0 K: 0 S: 5	H: 2 LOB: 3 BB: 2 P: 13	R: 0 E: 0 K: 1 S: 5	H: 1 LOB: 0 BB: 1 P: 9	R: 0 E: 0 K: 0 S: 5	H: 0 LOB: 1 BB: 0 P: 5	R: 0 E: 0 K: 0 S: 5	H: 2 LOB: 3 BB: 1 P: 9	R: 0 E: 0 K: 0 S: 3	H: 0 LOB: 2 BB: 0 P: 11	1B: 12 2B: 5 3B: 0 HR: 0	SF: 0 SAC: 0 DP: 1 HBP: 0	WP: 0 PB: 0 SB: 0 CS: 2	PA: 53
PITCHER	IP WLS BF H R ER SO BB IBB HBP BLK WP HR S P ERA WHIP	PITCHER										IP WLS BF H R ER SO BB IBB HBP BLK WP HR S P ERA WHIP														
Kevin Kobel, L ERA: 2.27 (1, 1)	4.1	19	6	1	1	4	0	0	0	0	0	2	0	8	13.50	3.500										
Jesse Orosco, L ERA: 5.13 (3, 1)	1.2	8	0	0	0	1	2	1	0	0	0	0	0	7	2.08	1.385										
Dale Murray, R ERA: 3.95 (7, 1)	2.0	W	9	3	0	0	1	1	0	0	0	0	0	10	0.00	2.000										
Skip Lockwood, R ERA: 1.45 (8, 1)	1.0	S	5	0	0	0	0	1	0	0	0	1	0	3	0.00	1.000										
Ed Glynn, L ERA: (11, 1)																										

New York Mets @ Atlanta Braves
Atlanta-Fulton County Stadium, Atlanta, GA
Fri Jun 01 1979, 7:05 PM EDT
Att. 5,748 - Unknown

AB 47
R 4
H 16
RBI 4
BB 6
SO 7
LOB 32



Batter	1	2	3	4	5	6	7	8	9	AB	R	H	RBI	BB	SO	LOB	TOP	
Joel Youngblood, R <small>OBP: 0.371, SLG: 0.548</small> 										6 1 1 0 0 0 3							New York Mets @ Atlanta Braves Atlanta-Fulton County Stadium, Atlanta, GA Sun Jun 03 1979, 7:05 PM EDT Att: 3,526 - Unknown 	
Frank Taveras, R <small>OBP: 0.265, SLG: 0.261</small> 								5 2 1 0 0 1 2										
Lee Mazzilli, S <small>OBP: 0.431, SLG: 0.522</small> Elliott Maddox, R <small>OBP: 0.348, SLG: 0.289</small> 						1 1 1 0 2 0 0												
Richie Hebner, L <small>OBP: 0.389, SLG: 0.438</small> 					4 2 1 1 1 1 5													
John Stearns, R <small>OBP: 0.304, SLG: 0.331</small> 				4 2 3 3 1 0 2														
Willie Montanez, L <small>OBP: 0.301, SLG: 0.341</small> 			4 1 2 3 0 0 1															
Steve Henderson, R <small>OBP: 0.366, SLG: 0.382</small> 		4 0 2 1 1 1 0																AB 39 R 9 H 15 RBI 8 BB 5 SO 6 LOB 19
Doug Flynn, R <small>OBP: 0.251, SLG: 0.292</small> 	5 0 3 0 0 1 2																	
Pat Zachry, R <small>OBP: 0.067, SLG: 0.067</small> Ed Kranepool, L <small>OBP: 0.243, SLG: 0.281</small> Skip Lockwood, R <small>OBP: 0.289, SLG: 0.286</small> 	3 0 0 0 0 1 2																	
Inning Stats R: 4 H: 4 E: 0 LOB: 1 K: 2 BB: 1 S: 11 P: 15	R: 0 H: 0 E: 1 LOB: 2 K: 2 BB: 1 S: 8 P: 12	R: 2 H: 2 E: 0 LOB: 1 K: 0 BB: 1 S: 5 P: 9	R: 0 H: 1 E: 0 LOB: 1 K: 0 BB: 1 S: 3 P: 7	R: 0 H: 1 E: 0 LOB: 1 K: 0 BB: 1 S: 3 P: 7	R: 2 H: 3 E: 1 LOB: 2 K: 0 BB: 0 S: 6 P: 6	R: 0 H: 1 E: 0 LOB: 1 K: 1 BB: 0 S: 6 P: 6	R: 1 H: 2 E: 0 LOB: 1 K: 0 BB: 0 S: 5 P: 5	R: 0 H: 1 E: 0 LOB: 1 K: 1 BB: 0 S: 6 P: 6	1B: 9 SF: 1 2B: 3 3B: 1 3B: 2 DP: 0 HR: 1 HBP: 0	WP: 1 PA: 46 FB: 1 SB: 2 CS: 2								
PITCHER Mickey Mahler, L <small>ERA: 5.05</small> Rick Mahler, R <small>ERA: 4.5</small> Adrian Devine, R <small>ERA: 3.18</small> Jamie Easterly, L <small>ERA: 13.5</small> Bo McLaughlin, R <small>ERA: 6.75</small>	IP: 0.2 WLS: L BF: 7 H: 4 R: 4 ER: 4 SO: 1 BB: 1 IBB: 0 HBP: 0 BLK: 0 WP: 1 HR: 0 S: 8 P: 12 ERA: 54.00 WHIP: 7.500	PITCHER Craig Skok, L <small>ERA: 3.77</small>	IP: 1.0 WLS: 4 BF: 4 H: 1 R: 0 ER: 0 SO: 1 BB: 0 IBB: 0 HBP: 0 BLK: 0 WP: 0 HR: 0 S: 6 P: 6 ERA: 0.00 WHIP: 1.000															
Batter	1	2	3	4	5	6	7	8	9	AB	R	H	RBI	BB	SO	LOB	BOTTOM	
Jerry Royster, R <small>OBP: 0.374, SLG: 0.374</small> 										5 0 1 1 0 0 0							New York Mets @ Atlanta Braves Atlanta-Fulton County Stadium, Atlanta, GA Sun Jun 03 1979, 7:05 PM EDT Att: 3,526 - Unknown 	
Gary Matthews, R <small>OBP: 0.360, SLG: 0.553</small> 									3 0 1 0 1 1 2									
Bob Homer, R <small>OBP: 0.370, SLG: 0.578</small> 								4 0 0 0 0 1 2										
Jeff Burroughs, R <small>OBP: 0.330, SLG: 0.324</small> 							4 0 0 0 0 2 1											
Joe Nolan, L <small>OBP: 0.424, SLG: 0.429</small> 						2 2 1 0 2 0 0												
Rowland Office, L <small>OBP: 0.333, SLG: 0.393</small> 					4 1 0 0 0 1 3													
Glenn Hubbard, R <small>OBP: 0.289, SLG: 0.286</small> 				4 1 1 0 0 1 3														
Pepe Frias, R <small>OBP: 0.289, SLG: 0.347</small> 			4 0 1 2 0 1 2															
Mickey Mathis, S <small>OBP: 0.289, SLG: 0.347</small> Rock Martin, D <small>OBP: 0.289, SLG: 0.347</small> Mike Utz, L <small>OBP: 0.289, SLG: 0.347</small> Brian Asselton, L <small>OBP: 0.289, SLG: 0.347</small> Jamie Easterly, L <small>OBP: 0.289, SLG: 0.347</small> Charlie Spivey, R <small>OBP: 0.289, SLG: 0.347</small> Bo McLaughlin, R <small>OBP: 0.289, SLG: 0.347</small> Craig Skok, L <small>OBP: 0.289, SLG: 0.347</small> Dane County, S <small>OBP: 0.289, SLG: 0.347</small> 									4 0 1 2 0 1 2									
Inning Stats R: 0 H: 0 E: 1 LOB: 2 K: 2 BB: 1 S: 5 P: 9	R: 2 H: 2 E: 1 LOB: 2 K: 2 BB: 1 S: 10 P: 14	R: 0 H: 0 E: 0 LOB: 0 K: 1 BB: 0 S: 5 P: 5	R: 0 H: 0 E: 0 LOB: 0 K: 0 BB: 0 S: 3 P: 3	R: 0 H: 1 E: 0 LOB: 1 K: 0 BB: 0 S: 4 P: 4	R: 2 H: 2 E: 0 LOB: 1 K: 1 BB: 1 S: 7 P: 11	R: 0 H: 0 E: 0 LOB: 0 K: 1 BB: 0 S: 5 P: 5	R: 0 H: 1 E: 0 LOB: 1 K: 1 BB: 0 S: 6 P: 6	R: 0 H: 0 E: 0 LOB: 0 K: 0 BB: 0 S: 3 P: 3	1B: 5 SF: 0 2B: 0 3B: 1 3B: 1 DP: 0 HR: 0 HBP: 0	WP: 0 PA: 37 FB: 0 SB: 0 CS: 0								
PITCHER Pat Zachry, R <small>ERA: 2.89</small> Skip Lockwood, R <small>ERA: 1.34</small>	IP: 6.0 WLS: W BF: 27 H: 5 R: 4 ER: 2 SO: 5 BB: 3 IBB: 0 HBP: 0 BLK: 0 WP: 0 HR: 0 S: 34 P: 46 ERA: 3.00 WHIP: 1.333	PITCHER Pat Zachry, R <small>ERA: 2.89</small> Skip Lockwood, R <small>ERA: 1.34</small>	IP: 3.0 WLS: S BF: 10 H: 1 R: 0 ER: 0 SO: 2 BB: 0 IBB: 0 HBP: 0 BLK: 0 WP: 0 HR: 0 S: 14 P: 14 ERA: 0.00 WHIP: 0.333															

Batter	1	2	3	4	5	6	7	8	9	AB	R	H	RBI	BB	SO	LOB	TOP					
Joel Youngblood, R OBP: 0.383, SLG: 0.569	4-0 WP 1B S BB		4-0 FC1-5 1B BB		0-0 CS 1B		0-0 FC1-5 FC3-6		0-0 HR	3	3	2	1	2	0	2						
Frank Taveras, R OBP: 0.268, SLG: 0.264	0-0 8-5 1-H 1B		0-0 FC1-5 1B BB		0-3 K		0-0 FC3-6		0-0 2B 1B	5	2	2	1	0	1	5						
Lee Mazzilli, S OBP: 0.431, SLG: 0.524 Elliott Maddox, R OBP: 0.348, SLG: 0.289	0-0 8-5 1-3F		0-0 FC4-6 1B 1B		0-0 G3		0-0 G3		0-0 1B 2B	5	0	2	2	0	0	3						
Richie Hebner, L OBP: 0.395, SLG: 0.442	0-0 3-1		0-0 FC4-6 1B				0-3 K		0-0 G3-6-1 1B 2-3 1B	5	0	3	1	0	1	0						
Willie Montanez, L OBP: 0.293, SLG: 0.331			0-3 K		0-0 FC4-6 1-2F 2-3		0-0 4-3		0-0 G3-6-1 1-2F	5	0	0	0	0	2	5						
John Stearns, R OBP: 0.303, SLG: 0.335			0-3 K		0-0 F8		0-0 2B		0-3 K	4	0	1	0	0	2	2						
Steve Henderson, R OBP: 0.364, SLG: 0.397			0-0 E4 S		0-0 F9		0-0 4-1		0-0 HR	4	1	1	1	0	0	1						
Doug Flynn, R OBP: 0.251, SLG: 0.291			0-0 F1-3 1-2		0-0 F3		0-0 FC1-5 SH 1B		0-0 F6-3	4	0	1	0	0	0	1						
Craig Swan, R OBP: 0.182, SLG: 0.133			4-0 FC1-5 BB BB		0-3 K		0-0 SH FC3-6 FC1-5 1-2		0-3 K	2	0	0	0	1	2	0						
Inning Stats	R: 1 E: 0 K: 0 S: 3	H: 1 LOB: 0 BB: 1 P: 7	R: 0 E: 1 K: 2 S: 8	H: 0 LOB: 1 BB: 0 P: 8	R: 2 E: 0 K: 0 S: 5	H: 2 LOB: 2 BB: 2 P: 13	R: 0 E: 0 K: 1 S: 5	H: 0 LOB: 0 BB: 0 P: 5	R: 0 E: 0 K: 1 S: 6	H: 1 LOB: 1 BB: 0 P: 6	R: 0 E: 0 K: 0 S: 5	H: 1 LOB: 2 BB: 0 P: 5	R: 0 E: 0 K: 1 S: 5	H: 1 LOB: 0 BB: 0 P: 5	R: 0 E: 0 K: 1 S: 5	H: 1 LOB: 0 BB: 0 P: 5	R: 3 E: 0 K: 2 S: 12	H: 5 LOB: 2 BB: 0 P: 12	1B: 8 2B: 3 3B: 0 HR: 2	SF: 0 SAC: 1 DP: 2 HBP: 0	WP: 1 PB: 0 SB: 3 CS: 1	PA: 41
PITCHER	IP WLS BF H R ER SO BB IBB HBP BLK WP HR S P ERA WHIP	IP WLS BF H R ER SO BB IBB HBP BLK WP HR S P ERA WHIP																	IP WLS BF H R ER SO BB IBB HBP BLK WP HR S P ERA WHIP			
Tom Seaver, R ERA: 5.44	(1, 1) 7.0 L 30 6 3 3 5 3 0 0 0 0 1 0 37 49 3.86 1.286	(8, 1) 1.2 8 4 3 3 2 0 0 0 0 0 2 12 12 16.20 2.400	(9, 1) 0.1 3 2 0 0 1 0 0 0 0 0 0 0 5 5 0.00 6.000																			

New York Mets @ Cincinnati Reds
Riverfront Stadium, Cincinnati, OH
Mon Jun 04 1979, 7:05 PM EDT
Att: 21,063 - Unknown

AB 37
R 6
H 12
RBI 6
BB 3
SO 8
LOB 19





Batter	1	2	3	4	5	6	7	8	9	AB	R	H	RBI	BB	SO	LOB	BOTTOM					
Ken Griffey, L OBP: 0.337, SLG: 0.440	4-0 E BB		0-0 F7		0-0 F7			0-0 FC3-5 2B		3	0	1	0	1	0	0						
Dave Concepcion, R OBP: 0.358, SLG: 0.429	0-3 K		0-0 5-3		0-0 F9			0-0 FC3-5 E S 2-3		4	0	0	0	0	1	2						
Joe Morgan, L OBP: 0.420, SLG: 0.484 Junior Kennedy, R OBP: 0.317, SLG: 0.316	0-0 F5		0-0 P5				0-0 F8		0-0 F8 1-3	4	0	0	0	0	0	2						
George Foster, R OBP: 0.399, SLG: 0.576	0-0 5-3				0-0 F8		0-3 K		0-3 K	4	0	0	0	0	2	2						
Dan Driessen, L OBP: 0.349, SLG: 0.497			0-0 F8		0-3 K		0-0 HR		0-0 P6	4	1	1	1	0	1	0						
Johnny Bench, R OBP: 0.387, SLG: 0.369	4-0 1B BB				0-0 1B		0-3 K		0-0 F8	3	0	1	0	1	1	0						
Ray Knight, R OBP: 0.390, SLG: 0.408	0-0 P3				0-0 F2				0-0 1B	4	0	1	0	0	1	2						
Cesar Geronimo, L OBP: 0.304, SLG: 0.369	0-0 1-3 1B				0-0 F8				0-0 B5-3	4	0	1	0	0	1	1						
Tom Seaver, R OBP: 0.125, SLG: 0.500 Dave Collins, S OBP: 0.393, SLG: 0.441 Doug Bair, R OBP: 0.393, SLG: 0.441 Dave Tomlin, L OBP: 0.393, SLG: 0.441	0-0 F7				0-0 HR				0-0 B5-3	2	1	1	1	0	0	2						
Inning Stats	R: 0 E: 1 K: 1 S: 5	H: 0 LOB: 1 BB: 1 P: 9	R: 0 E: 0 K: 0 S: 4	H: 1 LOB: 2 BB: 1 P: 8	R: 0 E: 0 K: 0 S: 3	H: 0 LOB: 0 BB: 0 P: 3	R: 0 E: 0 K: 1 S: 6	H: 1 LOB: 0 BB: 0 P: 6	R: 1 E: 0 K: 0 S: 4	H: 1 LOB: 0 BB: 0 P: 4	R: 1 E: 0 K: 2 S: 8	H: 1 LOB: 0 BB: 0 P: 8	R: 0 E: 0 K: 2 S: 7	H: 0 LOB: 0 BB: 0 P: 7	R: 0 E: 0 K: 1 S: 6	H: 1 LOB: 0 BB: 0 P: 6	R: 0 E: 0 K: 0 S: 4	H: 1 LOB: 1 BB: 0 P: 4	1B: 3 2B: 1 3B: 0 HR: 2	SF: 0 SAC: 0 DP: 0 HBP: 0	WP: 0 PB: 0 SB: 1 CS: 0	PA: 35
PITCHER	IP WLS BF H R ER SO BB IBB HBP BLK WP HR S P ERA WHIP	IP WLS BF H R ER SO BB IBB HBP BLK WP HR S P ERA WHIP																	IP WLS BF H R ER SO BB IBB HBP BLK WP HR S P ERA WHIP			
Craig Swan, R ERA: 3.38	(1, 1) 9.0 W 35 6 2 2 7 2 0 0 0 0 0 2 47 55 2.00 0.889																					

New York Mets @ Cincinnati Reds
Riverfront Stadium, Cincinnati, OH
Mon Jun 04 1979, 7:05 PM EDT
Att: 21,063 - Unknown

AB 33
R 2
H 6
RBI 2
BB 2
SO 7
LOB 11




Batter	1	2	3	4	5	6	7	8	9	AB	R	H	RBI	BB	SO	LOB	TOP				
Frank Taveras, R (1, 6) OBP: 0.263, SLG: 0.259	1-3			4-3	P4			E1		4	0	0	0	0	0	2	New York Mets @ Cincinnati Reds Riverfront Stadium, Cincinnati, OH Tue Jun 05 1979, 7:05 PM EDT Att: 22,209 - Unknown 				
Elliott Maddox, R (1, 9) OBP: 0.340, SLG: 0.310	1-3			5-3				F8		4	0	1	0	0	0	1					
Lee Mazzilli, S (1, 8) OBP: 0.427, SLG: 0.523	F8			2B				K		4	0	1	0	0	1	0					
Joel Youngblood, R (1, 5) OBP: 0.374, SLG: 0.555		5-3		K				F9		4	0	0	0	0	1	1					
John Stearns, R (1, 2) OBP: 0.307, SLG: 0.335	6-3				5-3			1B		3	0	1	0	1	0	0					
Willie Montanez, L (1, 3) OBP: 0.287, SLG: 0.324	4-3				F8			G4-6-3		4	0	0	0	0	0	2					
Steve Henderson, R (1, 7) OBP: 0.363, SLG: 0.401				K				6-3		3	1	1	0	0	1	0					
Doug Flynn, R (1, 4) OBP: 0.253, SLG: 0.291				K				F1-3		3	0	1	1	0	1	0					
Kevin Kobel, R (1, 1) OBP: 0.145, SLG: 0.143				6-3				K		1	0	0	0	0	0	0					
Alex Trevino, R (5, PH) OBP: 0.449, SLG: 0.659										0	0	0	0	0	0	0					
Wayne Twitchell, R (5, PH) OBP: 0.333, SLG: 0.333										0	0	0	0	0	0	0					
Bruce Bozich, L (8, PH) OBP: 0.350, SLG: 0.350										0	0	0	0	0	0	0					
Pete Falcone, L (8, 1) OBP: 0.222, SLG: 0.178										0	0	0	0	0	0	0					
Inning Stats	R: 0 E: 0 K: 0 S: 3	H: 0 LOB: 0 BB: 0 P: 3	R: 0 E: 0 K: 0 S: 3	H: 0 LOB: 0 BB: 0 P: 3	R: 0 E: 0 K: 2 S: 7	H: 1 LOB: 0 BB: 0 P: 7	R: 0 E: 0 K: 1 S: 6	H: 1 LOB: 1 BB: 0 P: 6	R: 1 E: 0 K: 0 S: 6	H: 3 LOB: 2 BB: 0 P: 6	R: 0 E: 0 K: 0 S: 5	H: 0 LOB: 0 BB: 1 P: 5	R: 0 E: 0 K: 0 S: 2	H: 0 LOB: 0 BB: 1 P: 6	R: 0 E: 1 K: 1 S: 6	H: 0 LOB: 1 BB: 0 P: 6	R: 0 E: 0 K: 0 S: 4	H: 1 LOB: 1 BB: 0 P: 4	1B: 3 2B: 3 3B: 0 HR: 0	SF: 0 SAC: 0 DP: 1 HBP: 0	WP: 0 PA: 33 PB: 0 SB: 0 CS: 0
PITCHER	IP WLS BF H R ER SO BB IBB HBP BLK WP HR S P ERA WHIP	8.0 W 29 5 1 1 5 1 0 0 0 0 0 0 38 42 1.12 0.750	1.0 L 4 1 0 0 0 0 0 0 0 0 0 0 4 4 0.00 1.000																		

Batter	1	2	3	4	5	6	7	8	9	AB	R	H	RBI	BB	SO	LOB	BOTTOM				
Ken Griffey, L (1, 9) OBP: 0.343, SLG: 0.441	F4-3			HR				G3		4	1	2	0	1	0	0	New York Mets @ Cincinnati Reds Riverfront Stadium, Cincinnati, OH Tue Jun 05 1979, 7:05 PM EDT Att: 22,209 - Unknown 				
Junior Kennedy, R (1, 4) OBP: 0.340, SLG: 0.327	1B			HR				K		3	2	2	0	2	1	0					
Dave Concepcion, R (1, 6) OBP: 0.359, SLG: 0.439	1B			HR				5-3		4	1	1	3	1	0	4					
George Foster, R (1, 7) OBP: 0.399, SLG: 0.569	1B			K				F1-4-3		4	1	1	1	1	1	0					
Johnny Bench, R (1, 2) OBP: 0.383, SLG: 0.364	1B			L7				6-3		5	0	1	0	0	1	5					
Dan Driessen, L (1, 3) OBP: 0.352, SLG: 0.514	1B			HR				K		4	1	2	2	0	1	1					
Ray Knight, R (1, 5) OBP: 0.392, SLG: 0.404	1B			K				FC5		2	0	0	0	2	1	2					
Cesar Geronimo, L (1, 8) OBP: 0.303, SLG: 0.363	F6			6-3				P6		3	0	0	0	1	0	5					
Fred Norman, S (1, 1) OBP: 0.200, SLG: 0.111				6-3				6-3		3	0	0	0	0	2	2					
Arturo Defreitas, R (8, PH) OBP: 0.209, SLG: 0.304										1	0	0	0	0	0	0					
Pedro Borbon, R (9, 1) OBP: 0.333, SLG: 0.333				K				K		0	0	0	0	0	0	0					
Inning Stats	R: 2 E: 0 K: 0 S: 6	H: 3 LOB: 3 BB: 2 P: 14	R: 0 E: 0 K: 0 S: 4	H: 2 LOB: 0 BB: 0 P: 4	R: 1 E: 0 K: 2 S: 8	H: 1 LOB: 0 BB: 0 P: 8	R: 3 E: 0 K: 1 S: 7	H: 2 LOB: 1 BB: 1 P: 11	R: 0 E: 0 K: 2 S: 7	H: 0 LOB: 2 BB: 2 P: 15	R: 0 E: 0 K: 1 S: 5	H: 0 LOB: 0 BB: 0 P: 5	R: 0 E: 1 K: 0 S: 5	H: 1 LOB: 2 BB: 0 P: 5	R: 0 E: 0 K: 1 S: 5	H: 0 LOB: 3 BB: 3 P: 17	R: 0 E: 0 K: 1 S: 5	H: 0 LOB: 0 BB: 0 P: 17	1B: 7 2B: 0 3B: 0 HR: 2	SF: 0 SAC: 0 DP: 1 HBP: 0	WP: 0 PA: 41 PB: 0 SB: 1 CS: 0
PITCHER	IP WLS BF H R ER SO BB IBB HBP BLK WP HR S P ERA WHIP	3.2 L 21 8 6 6 3 3 0 0 0 0 0 1 24 36 14.73 3.000	0.1 L 1 0 0 0 0 0 0 0 0 0 0 0 1 1 0.00 0.000	3.0 L 13 1 0 0 3 2 0 0 0 0 0 0 17 25 0.00 1.000	1.0 L 6 0 0 0 1 3 0 0 0 0 0 0 5 17 0.00 3.000																

Batter	1	2	3	4	5	6	7	8	9	AB	R	H	RBI	BB	SO	LOB	TOP					
Joel Youngblood, R (1.5) OBP: 0.380, SLG: 0.562	5-3		K			2B	E		1B	5	2	3	1	0	1	0						
Frank Taveras, R (1.6) OBP: 0.266, SLG: 0.267	P3		5-3			1B	E8		F9	5	0	2	3	0	0	2						
Lee Mazzilli, S Skip Lockwood, R Ed Glynn, R	2B			4-3		K	L7			4	0	1	0	0	1	2						
Willie Montanez, L (1.3) OBP: 0.286, SLG: 0.323	F5			G3					1-4-3	4	0	1	0	0	0	1						
John Stearns, R (1.2) OBP: 0.316, SLG: 0.341		F4-6		F7			1B		CS	3	1	2	0	1	0	0						
Steve Henderson, R (1.7) OBP: 0.361, SLG: 0.394					F8		L4		K	3	0	0	0	1	1	2						
Elliott Maddox, R (1.9) OBP: 0.333, SLG: 0.304			K		L4		2B		4-3	4	0	1	0	0	1	2						
Doug Flynn, R (1.4) OBP: 0.256, SLG: 0.302	F4-6				F5-3		FC4-2		FC6-4	4	1	2	1	0	0	2						
Jesse Orosco, R Bruce Boisclair, L Dale Murray, R Ron Hodges, L Alex Trevino, R			1-4-3			L9	FC4-2		FC6-4	1	0	0	0	0	0	0						
Inning Stats	R: 0 E: 0 K: 0 S: 4	H: 1 LOB: 1 BB: 0 P: 4	R: 0 E: 0 K: 1 S: 4	H: 0 LOB: 1 BB: 2 P: 12	R: 0 E: 0 K: 1 S: 5	H: 0 LOB: 0 BB: 0 P: 5	R: 0 E: 0 K: 0 S: 3	H: 0 LOB: 0 BB: 0 P: 3	R: 0 E: 0 K: 0 S: 3	H: 0 LOB: 0 BB: 0 P: 3	R: 1 E: 0 K: 1 S: 7	H: 3 LOB: 2 BB: 0 P: 7	R: 4 E: 1 K: 0 S: 8	H: 5 LOB: 1 BB: 0 P: 8	R: 0 E: 0 K: 1 S: 5	H: 1 LOB: 0 BB: 0 P: 5	R: 0 E: 0 K: 0 S: 5	H: 2 LOB: 2 BB: 0 P: 5	1B: 8 2B: 5 3B: 0 HR: 0	SF: 0 SAC: 0 DP: 1 HBP: 0	WP: 0 PB: 0 SB: 2 CS: 1	PA: 38
PITCHER	IP	WLS	BF	H	R	ER	SO	BB	IBB	HBP	BLK	WP	HR	S	P	ERA	WHIP					
Bill Bonham, R ERA: 4.24	6.0		22	4	1	1	3	2	0	0	0	0	0	26	34	1.50	1.000					
Manny Sarmiento, R ERA: 13.5	0.1	L	4	3	3	3	0	0	0	0	0	0	0	4	4	81.00	9.000					
Dave Tomlin, L ERA: 2.28	0.1		1	0	0	0	0	0	0	0	0	0	0	1	1	0.00	0.000					
Pedro Borbon, R ERA: 3.2	0.1		3	2	1	1	0	0	0	0	0	0	0	3	3	27.00	6.000					
Tom Hume, R ERA: 4.02	2.0		8	3	0	0	1	0	0	0	0	0	0	10	10	0.00	1.500					

New York Mets @ Cincinnati Reds
Riverfront Stadium, Cincinnati, OH
Wed Jun 06 1979, 3:33 AM EDT
Att: 28,970 - Unknown


AB 36
R 5
H 12
RBI 5
BB 2
SO 4
LOB 14



Batter	1	2	3	4	5	6	7	8	9	AB	R	H	RBI	BB	SO	LOB	BOTTOM					
Ken Griffey, L (1.9) OBP: 0.341, SLG: 0.438	F4-3				K		G3			4	0	1	0	0	1	1						
Junior Kennedy, R (1.4) OBP: 0.336, SLG: 0.317	5-3		F3						F8	3	0	0	0	1	0	2						
Dave Concepcion, R (1.6) OBP: 0.353, SLG: 0.432	F4		L9		F7				6-3	4	0	0	0	0	0	3						
George Foster, R (1.7) OBP: 0.401, SLG: 0.584			K		F7		F5-4-3		HR	4	1	2	1	0	1	0						
Dan Driessen, L (1.3) OBP: 0.355, SLG: 0.511							K		G3	3	1	1	0	1	1	1						
Ray Knight, R (1.5) OBP: 0.390, SLG: 0.398	F4-1		L9				F5-4-3		L5	3	0	0	0	1	0	2						
Paul Blair, R (1.8) OBP: 0.209, SLG: 0.225			2B						F8	3	1	1	1	1	1	0						
Vic Correll, R (1.2) OBP: 0.391, SLG: 0.488			1B		P5				BB	3	0	1	1	1	0	2						
Bill Bonham, R Manny Sarmiento, R Dave Tomlin, L Pedro Borbon, R Dave Collins, S Tom Hume, R Johnny Bench, R			B2						K	2	0	0	0	0	0	1						
Inning Stats	R: 0 E: 0 K: 0 S: 3	H: 0 LOB: 0 BB: 0 P: 3	R: 0 E: 0 K: 1 S: 4	H: 0 LOB: 0 BB: 1 P: 8	R: 1 E: 0 K: 0 S: 5	H: 2 LOB: 2 BB: 1 P: 9	R: 1 E: 0 K: 0 S: 4	H: 2 LOB: 1 BB: 1 P: 8	R: 0 E: 0 K: 1 S: 5	H: 0 LOB: 1 BB: 1 P: 9	R: 0 E: 0 K: 1 S: 6	H: 1 LOB: 0 BB: 0 P: 5	R: 0 E: 0 K: 0 S: 4	H: 1 LOB: 1 BB: 0 P: 4	R: 0 E: 0 K: 1 S: 5	H: 0 LOB: 1 BB: 1 P: 9	1B: 5 2B: 2 3B: 0 HR: 1	SF: 0 SAC: 0 DP: 2 HBP: 0	WP: 0 PB: 0 SB: 0 CS: 0	PA: 36		
PITCHER	IP	WLS	BF	H	R	ER	SO	BB	IBB	HBP	BLK	WP	HR	S	P	ERA	WHIP					
Jesse Orosco, L ERA: 4.88	5.0		21	4	2	2	2	4	0	0	0	0	0	21	37	3.60	1.600					
Dale Murray, R ERA: 3.45	1.0	W	3	1	0	0	1	0	0	0	0	0	0	5	5	0.00	1.000					
Skip Lockwood, R ERA: 1.49	2.0		8	2	1	1	1	0	0	0	0	0	1	10	10	4.50	1.000					
Ed Glynn, L ERA: 1.93	1.0	S	4	0	0	0	1	1	0	0	0	0	0	5	9	0.00	1.000					

New York Mets @ Cincinnati Reds
Riverfront Stadium, Cincinnati, OH
Wed Jun 06 1979, 3:33 AM EDT
Att: 28,970 - Unknown

AB 31
R 3
H 7
RBI 3
BB 5
SO 5
LOB 13



Batter	1	2	3	4	5	6	7	8	9	AB	R	H	RBI	BB	SO	LOB	TOP			
Terry Puhl, L (1.8) OBP: 0.344, SLG: 0.391	F4-1		F4-3							4	0	2	0	0	0	0	Houston Astros @ New York Mets Shea Stadium, Flushing, NY Sat Jun 09 1979, 3:33 AM EDT Att: 10,499 - Unknown			
Craig Reynolds, L (1.6) OBP: 0.300, SLG: 0.339			F9			P6		F5		4	0	1	0	0	0	3				
Cesar Cedeno, R (1.3) OBP: 0.377, SLG: 0.397	6-3			5-3		F9				4	0	1	0	0	0	2				
Jose Cruz, L (1.7) OBP: 0.362, SLG: 0.441	K			P5			P5	F3		4	0	0	0	0	1	4				
Enos Cabell, R (1.5) OBP: 0.335, SLG: 0.412		S		F9					5-3	4	0	2	0	0	0	0				
Denny Walling, L (1.9) OBP: 0.400, SLG: 0.520		F7			F8		F7	F8		4	0	0	0	0	0	2				
Art Howe, R (1.4) OBP: 0.262, SLG: 0.296		F4			5-3		K	F8		4	0	0	0	0	1	2				
Alan Ashby, S (1.2) OBP: 0.277, SLG: 0.294		F4-3			F9					3	0	1	0	0	0	1				
Joaquin Andujar, S (1.1) OBP: 0.125, SLG: 0.067			K			1-3				2	0	0	0	0	1	0				
George Throop, R (7.1) OBP: 0.280, SLG: 0.167								F4		0	0	0	0	0	0	0				
Rafael Landestoy, S (8. PH) OBP: 0.280, SLG: 0.167										1	0	0	0	0	0	1				
Tom Dixon, R (8.1) OBP: 1.000, SLG: 1.000										0	0	0	0	0	0	0				
Inning Stats	R: 0 E: 0 K: 1 S: 6	H: 1 LOB: 1 BB: 0 P: 6	R: 0 E: 0 K: 0 S: 4	H: 1 LOB: 1 BB: 0 P: 4	R: 0 E: 0 K: 1 S: 5	H: 0 LOB: 0 BB: 0 P: 5	R: 0 E: 0 K: 0 S: 3	H: 0 LOB: 0 BB: 0 P: 3	R: 0 E: 0 K: 0 S: 4	H: 1 LOB: 1 BB: 0 P: 4	R: 0 E: 0 K: 1 S: 6	H: 1 LOB: 1 BB: 0 P: 6	R: 0 E: 0 K: 0 S: 6	H: 3 LOB: 3 BB: 0 P: 6	R: 0 E: 0 K: 0 S: 3	H: 0 LOB: 0 BB: 0 P: 3	1B: 6 2B: 1 3B: 0 HR: 0	SF: 0 SAC: 0 DP: 0 HBP: 0	WP: 0 PB: 0 SB: 1 CS: 0	PA: 34
PITCHER Craig Swan, R (1.1) ERA: 3.07	IP: 9.0 WLS: W BF: 34 H: 7 R: 0 ER: 0 SO: 3 BB: 0 IBB: 0 HBP: 0 BLK: 0 WP: 0 HR: 0 S: 40 P: 40 ERA: 0.00 WHIP: 0.778																			

Batter	1	2	3	4	5	6	7	8	9	AB	R	H	RBI	BB	SO	LOB	BOTTOM			
Joel Youngblood, R (1.9) OBP: 0.370, SLG: 0.540	BB		E4		6-3			5-3		3	1	0	0	1	0	0	Houston Astros @ New York Mets Shea Stadium, Flushing, NY Sat Jun 09 1979, 3:33 AM EDT Att: 10,499 - Unknown			
Frank Taveras, R (1.6) OBP: 0.270, SLG: 0.275	BB		P4			1B		6-3		4	2	2	0	0	0	1				
Lee Mazzilli, S (1.8) OBP: 0.414, SLG: 0.507	BB		F7			2B		L4		4	1	1	0	0	0	3				
Willie Montanez, L (1.3) OBP: 0.282, SLG: 0.316	BB		F8			1B				3	0	1	1	0	0	3				
John Stearns, R (1.2) OBP: 0.320, SLG: 0.337	BB			K		G6-4-3				2	0	0	0	1	1	1				
Steve Henderson, R (1.7) OBP: 0.358, SLG: 0.387	BB			K		4-3				3	0	1	2	0	1	0				
Alex Trevino, R (1.5) OBP: 0.422, SLG: 0.512		K			4-3			F6		3	0	0	0	0	1	0				
Doug Flynn, R (1.4) OBP: 0.250, SLG: 0.292		F5-3				F4-3		F3		3	0	0	0	0	0	0				
Craig Swan, R (1.1) OBP: 0.167, SLG: 0.121					6-3			K		3	0	0	0	0	2	0				
Inning Stats	R: 2 E: 0 K: 0 S: 4	H: 2 LOB: 2 BB: 2 P: 12	R: 0 E: 0 K: 2 S: 7	H: 0 LOB: 0 BB: 0 P: 7	R: 0 E: 1 K: 0 S: 4	H: 0 LOB: 1 BB: 0 P: 4	R: 0 E: 0 K: 2 S: 7	H: 0 LOB: 0 BB: 0 P: 7	R: 0 E: 0 K: 0 S: 3	H: 0 LOB: 0 BB: 0 P: 3	R: 2 E: 0 K: 0 S: 5	H: 3 LOB: 0 BB: 0 P: 5	R: 0 E: 0 K: 1 S: 5	H: 0 LOB: 0 BB: 0 P: 5	R: 0 E: 0 K: 0 S: 3	H: 0 LOB: 0 BB: 0 P: 3		1B: 4 2B: 1 3B: 0 HR: 0	SF: 0 SAC: 0 DP: 1 HBP: 0	WP: 0 PB: 0 SB: 1 CS: 0
PITCHER Joaquin Andujar, R (1.1) ERA: 3.62	IP: 6.0 WLS: L BF: 24 H: 5 R: 4 ER: 4 SO: 4 BB: 2 IBB: 0 HBP: 0 BLK: 0 WP: 0 HR: 0 S: 30 P: 38 ERA: 6.00 WHIP: 1.167																			
PITCHER George Throop, R (7.1) ERA: 7.11	IP: 1.0 WLS: 3 BF: 3 H: 0 R: 0 ER: 0 SO: 1 BB: 0 IBB: 0 HBP: 0 BLK: 0 WP: 0 HR: 0 S: 5 P: 5 ERA: 0.00 WHIP: 0.000																			
PITCHER Tom Dixon, R (8.1) ERA: 5.54	IP: 1.0 WLS: 3 BF: 3 H: 0 R: 0 ER: 0 SO: 0 BB: 0 IBB: 0 HBP: 0 BLK: 0 WP: 0 HR: 0 S: 3 P: 3 ERA: 0.00 WHIP: 0.000																			

Batter	1	2	3	4	5	6	7	8	9	AB	R	H	RBI	BB	SO	LOB	TOP										
Terry Puhl, L OBP: 0.349, SLG: 0.393 (1, 8)	F9		SH5-3 E 1B	BLK 1B BB		F4-3		1B		4	2	2	0	1	0	0	Houston Astros @ New York Mets Shea Stadium, Flushing, NY Sun Jun 10 1979, 3:33 AM EDT Att: 15,879 - Unknown										
Craig Reynolds, L OBP: 0.306, SLG: 0.346 (1, 6)	1B		SH5-3	PB 1B 1B		1B		3-1		4	1	3	2	0	0	2											
Cesar Cedeno, R OBP: 0.377, SLG: 0.397 (1, 3)	F8		F3	1B 1B		FC5-4 1B				5	0	2	1	0	0	3											
Jeffrey Leonard, R OBP: 0.372, SLG: 0.398 (1, 9)	F8		E6	1B		1B		F9		5	0	2	0	0	0	2											
Enos Cabell, R OBP: 0.332, SLG: 0.407 (1, 5)	F8		F7	K		1B		F5-4-3		5	0	1	0	0	1	4											
Jose Cruz, L OBP: 0.360, SLG: 0.435 (1, 7)	S BB			F4-3 F2		F7				3	0	0	0	1	0	1											
Art Howe, R OBP: 0.273, SLG: 0.308 Rafael Landestoy, S OBP: 0.280, SLG: 0.167 (1, 4) (8, 4)	BB			BB BLK 2B		F4-6-3 1B		F9		3	1	2	0	1	0	0											
Alan Ashby, S OBP: 0.277, SLG: 0.288 (1, 2)	K			BLK BB 1B BB		F4-6-3 1-2		P6		3	1	0	0	1	1	3											
Randy Niemann, L OBP: 0.111, SLG: 0.111 George Throop, R (3, 1)	K			P1		K		1B BB		1	0	0	0	0	1	2											
Joe Sambito, L OBP: 0.600, SLG: 0.667 (6, 1)	K									2	0	0	0	0	1	2											
Inning Stats	R: 0 E: 0 K: 0 S: 4	H: 1 LOB: 1 BB: 0 P: 4	R: 0 E: 0 K: 2 S: 7	H: 0 LOB: 2 BB: 2 P: 15	R: 1 E: 1 K: 0 S: 5	H: 1 LOB: 1 BB: 0 P: 5	R: 4 E: 0 K: 1 S: 9	H: 4 LOB: 2 BB: 2 P: 17	R: 0 E: 0 K: 1 S: 6	H: 1 LOB: 1 BB: 0 P: 6	R: 0 E: 0 K: 0 S: 3	H: 2 LOB: 0 BB: 3	R: 0 E: 0 K: 0 S: 4	H: 1 LOB: 2 BB: 1 P: 8	R: 0 E: 0 K: 0 S: 3	H: 1 LOB: 0 BB: 0 P: 3	1B: 11 2B: 1 3B: 0 HR: 0	SF: 0 SAC: 1 DP: 2 HBP: 0	WP: 0 PB: 1 SB: 2 CS: 1	PA: 41							
PITCHER	IP	WLS	BF	H	R	ER	SO	BB	IBB	HBP	BLK	WP	HR	S	P	ERA	WHIP										
Kevin Kobel, L ERA: 3.61 (1, 1)	5.0	L	26	7	5	4	3	4	0	0	1	0	0	28	44	7.20	2.200										
Wayne Twitchell, R ERA: 5.11 (6, 1)	1.0		4	1	0	0	1	0	0	0	0	0	0	6	6	0.00	1.000										
Ed Glynn, L ERA: 1.35 (7, 1)	2.0		8	3	0	0	0	1	0	0	0	0	0	7	11	0.00	2.000										
Dale Murray, R ERA: 3.38 (9, 1)	1.0		3	1	0	0	0	0	0	0	0	0	0	3	3	0.00	1.000										

Batter	1	2	3	4	5	6	7	8	9	AB	R	H	RBI	BB	SO	LOB	BOTTOM										
Joel Youngblood, R OBP: 0.366, SLG: 0.530 (1, 9)	4-3		1B		K	1-3		K		5	0	1	0	0	2	6	Houston Astros @ New York Mets Shea Stadium, Flushing, NY Sun Jun 10 1979, 3:33 AM EDT Att: 15,879 - Unknown										
Frank Taveras, R OBP: 0.276, SLG: 0.279 (1, 6)	1B S SF8 1B		G6-4-3 1B		2B 6-3 BB		6-3		F3	4	2	2	0	1	0	0											
Lee Mazzilli, S OBP: 0.414, SLG: 0.510 (1, 8)	1B		K		6-3 1-3 2-H		K		K	5	0	2	1	0	3	2											
John Stearns, R OBP: 0.312, SLG: 0.330 (1, 2)	SF8		G6-4-3		6-3		4-3		F9	4	0	0	2	0	0	3											
Willie Montanez, L OBP: 0.281, SLG: 0.315 (1, 3)	FC6-4 1B			P5	5-3				F9	4	0	1	0	0	0	1											
Steve Henderson, R OBP: 0.366, SLG: 0.400 (1, 7)	FC6-4					SH2-4 1B		FC5-4 BB 1B		4	0	3	0	0	0	2											
Alex Trevino, R OBP: 0.449, SLG: 0.512 (1, 5)				K		SH2-4 1B		FC5-4 BB		2	0	1	0	2	1	1											
Doug Flynn, R OBP: 0.246, SLG: 0.287 (1, 4)	F4-3			F4-3		SH2-4		FC5-4 BB		3	0	0	0	0	0	4											
Kevin Kobel, R OBP: 0.133, SLG: 0.133 Bruce Boesch, L OBP: 0.244, SLG: 0.341 Wayne Twitchell, R OBP: 0.338, SLG: 0.533 Elliott Maddox, R OBP: 0.292, SLG: 0.292 Ed Glynn, R (7, 1) Gil Flores, R OBP: 0.280, SLG: 0.238 Dale Murray, R (9, 1)	F8				E9 WP 2B		K		1-2 BB	1	0	0	0	0	0	0											
Inning Stats	R: 1 E: 0 K: 0 S: 6	H: 3 LOB: 2 BB: 0 P: 6	R: 0 E: 0 K: 0 S: 2	H: 0 LOB: 1 BB: 1 P: 6	R: 0 E: 0 K: 1 S: 6	H: 2 LOB: 1 BB: 0 P: 6	R: 0 E: 0 K: 1 S: 6	H: 1 LOB: 1 BB: 0 P: 6	R: 2 E: 1 K: 1 S: 7	H: 1 LOB: 1 BB: 1 P: 11	R: 0 E: 0 K: 1 S: 7	H: 2 LOB: 2 BB: 0 P: 7	R: 0 E: 0 K: 1 S: 5	H: 0 LOB: 0 BB: 5	R: 0 E: 0 K: 1 S: 6	H: 1 LOB: 3 BB: 2 P: 14		R: 0 E: 0 K: 1 S: 5	H: 0 LOB: 0 BB: 0 P: 5	1B: 8 2B: 3 3B: 0 HR: 0	SF: 1 SAC: 1 DP: 2 HBP: 0	WP: 1 PB: 0 SB: 1 CS: 0	PA: 40				
PITCHER	IP	WLS	BF	H	R	ER	SO	BB	IBB	HBP	BLK	WP	HR	S	P	ERA	WHIP										
Randy Niemann, L ERA: 1.0 (1, 1)	2.0		11	5	1	1	0	1	0	0	0	1	0	10	14	4.50	3.000										
George Throop, R ERA: 4.92 (3, 1)	3.0	W	14	4	2	0	3	1	0	0	0	1	0	19	23	0.00	1.667										
Joe Sambito, L ERA: 1.49 (6, 1)	4.0	S	15	1	0	0	4	2	0	0	0	0	0	21	29	0.00	0.750										

AB	35
R	5
H	12
RBI	3
BB	5
SO	4
LOB	19



AB	34
R	3
H	10
RBI	3
BB	4
SO	7
LOB	21



Batter	1	2	3	4	5	6	7	8	9	AB	R	H	RBI	BB	SO	LOB	TOP							
Ken Griffey, L (1, 9) OBP: 0.343, SLG: 0.431										3	0	0	0	1	2	2	Cincinnati Reds @ New York Mets Shea Stadium, Flushing, NY Mon Jun 11 1979, 7:05 PM EDT Att: 4,917 - Unknown							
Junior Kennedy, R (1, 4) OBP: 0.333, SLG: 0.304										3	1	2	0	1	0	2								
Dave Concepcion, R (1, 6) OBP: 0.362, SLG: 0.459										4	0	2	1	0	1	2								
George Foster, R (1, 7) OBP: 0.399, SLG: 0.585										4	0	0	1	0	0	3								
Johnny Bench, R (1, 2) OBP: 0.375, SLG: 0.366										3	0	0	0	1	0	1								
Dan Driessen, L (1, 3) OBP: 0.342, SLG: 0.500										4	0	0	0	0	1	3								
Ray Knight, R (1, 5) OBP: 0.382, SLG: 0.394										4	0	1	0	0	1	0								
Paul Blair, R (1, 8) OBP: 0.220, SLG: 0.298										3	0	0	0	0	1	1								
Cesar Geronimo, L (9, PH) OBP: 0.311, SLG: 0.393										1	0	0	0	0	1	0								
Fred Norman, S (1, 1) OBP: 0.227, SLG: 0.105										1	1	0	0	1	0	1								
Manny Sarmiento, R (5, 1) OBP: 0.406, SLG: 0.443										0	0	0	0	0	0	0								
Dave Collins, S (7, PH) OBP: 0.214, SLG: 0.222										0	0	0	0	1	0	0								
Tom Hume, R (7, 1) OBP: 0.214, SLG: 0.222										0	0	0	0	0	0	0								
Ken Henderson, S (9, PH) OBP: 0.333, SLG: 0.273										1	0	0	0	0	0	0								
Inning Stats	R: 1 E: 0 K: 1 S: 6	H: 1 LOB: 1 BB: 1 P: 10	R: 0 E: 0 K: 1 S: 5	H: 0 LOB: 0 BB: 0 P: 5	R: 1 E: 0 K: 1 S: 7	H: 2 LOB: 2 BB: 2 P: 15	R: 0 E: 0 K: 0 S: 4	H: 1 LOB: 2 BB: 1 P: 8	R: 0 E: 0 K: 2 S: 5	H: 0 LOB: 0 BB: 0 P: 5	R: 0 E: 0 K: 2 S: 7	H: 0 LOB: 0 BB: 0 P: 7	R: 0 E: 0 K: 0 S: 3	H: 1 LOB: 1 BB: 1 P: 7	R: 0 E: 0 K: 0 S: 3	H: 0 LOB: 0 BB: 0 P: 3	R: 0 E: 0 K: 1 S: 5	H: 0 LOB: 0 BB: 0 P: 5	1B: 4 2B: 1 3B: 0 HR: 0	SF: 0 SAC: 0 DP: 1 HBP: 0	WP: 0 PB: 0 SB: 0 CS: 0	PA: 36		
PITCHER	IP WLS BF H R ER SO BB IBB HBP BLK WP HR S P ERA WHIP																							
Jesse Orosco, L (1, 1) ERA: 4.89	3.2	19	4	2	2	3	4	0	0	0	0	0	0	0	21	37	4.91	2.182						
Wayne Twitchell, R (4, 1) ERA: 4.2	5.1	W 17	1	0	0	4	1	0	0	0	0	0	0	0	24	28	0.00	0.375						

AB	31
R	2
H	5
RBI	2
BB	5
SO	7
LOB	15



Batter	1	2	3	4	5	6	7	8	9	AB	R	H	RBI	BB	SO	LOB	BOTTOM								
Joel Youngblood, R (1, 9) OBP: 0.364, SLG: 0.522										3	1	0	0	1	1	1	Cincinnati Reds @ New York Mets Shea Stadium, Flushing, NY Mon Jun 11 1979, 7:05 PM EDT Att: 4,917 - Unknown								
Frank Taveras, R (1, 6) OBP: 0.280, SLG: 0.291										4	0	2	0	0	0	0									
Lee Mazzilli, S (1, 8) OBP: 0.415, SLG: 0.507										3	0	1	1	1	0	1									
John Stearns, R (1, 2) OBP: 0.311, SLG: 0.324										3	1	0	0	1	1	3									
Willie Montanez, L (1, 3) OBP: 0.276, SLG: 0.308										4	0	0	0	0	3	4									
Steve Henderson, R (1, 7) OBP: 0.359, SLG: 0.392										4	1	0	0	0	1	4									
Alex Trevino, R (1, 5) OBP: 0.453, SLG: 0.532										4	0	2	2	0	0	0									
Doug Flynn, R (1, 4) OBP: 0.246, SLG: 0.283										3	0	0	0	1	0	2									
Jesse Orosco, R (1, 1) ERA: 3.34	4.0	L 21	5	3	3	5	3	1	0	0	0	0	0	0	11	11		0.00	0.500						
Manny Sarmiento, R (5, 1) ERA: 7.71	2.0	7	1	0	0	2	0	0	0	0	0	0	0	0	11	11		0.00	0.500						
Tom Hume, R (7, 1) ERA: 3.88	2.0	7	0	0	0	1	0	0	0	0	0	0	0	9	9	0.00	0.000								
Inning Stats	R: 0 E: 0 K: 0 S: 4	H: 1 LOB: 1 BB: 0 P: 4	R: 0 E: 0 K: 1 S: 6	H: 1 LOB: 0 BB: 0 P: 6	R: 0 E: 0 K: 2 S: 7	H: 0 LOB: 0 BB: 0 P: 7	R: 2 E: 0 K: 2 S: 8	H: 1 LOB: 2 BB: 3 P: 20	R: 1 E: 0 K: 2 S: 9	H: 2 LOB: 2 BB: 1 P: 13	R: 0 E: 0 K: 0 S: 4	H: 1 LOB: 1 BB: 0 P: 4	R: 0 E: 0 K: 0 S: 3	H: 0 LOB: 0 BB: 0 P: 3	R: 0 E: 1 K: 1 S: 6	H: 0 LOB: 1 BB: 0 P: 6	1B: 3 2B: 3 3B: 0 HR: 0	SF: 0 SAC: 0 DP: 0 HBP: 0	WP: 0 PB: 0 SB: 0 CS: 0	PA: 35					
PITCHER	IP WLS BF H R ER SO BB IBB HBP BLK WP HR S P ERA WHIP																								

AB	31
R	3
H	6
RBI	3
BB	4
SO	8
LOB	17



Batter	1	2	3	4	5	6	7	8	9	AB	R	H	RBI	BB	SO	LOB	TOP						
Dave Collins, S (1, 9) OBP: 0.420, SLG: 0.455										5	1	3	0	0	1	0							
Junior Kennedy, R (1, 4) OBP: 0.344, SLG: 0.305										3	1	1	0	2	0	1							
Dave Concepcion, R (1, 6) OBP: 0.358, SLG: 0.453										3	0	0	0	0	0	3							
George Foster, R (1, 7) OBP: 0.396, SLG: 0.594										4	1	1	2	0	2	2							
Dan Driessen, L (1, 3) OBP: 0.345, SLG: 0.505										4	1	2	1	0	0	0							
Ray Knight, R (1, 5) OBP: 0.388, SLG: 0.392										1	1	0	0	3	0	0							
Paul Blair, R (1, 8) OBP: 0.226, SLG: 0.390										3	1	1	1	0	1	3							
Cesar Geronimo, L (6, 8) OBP: 0.310, SLG: 0.391										1	0	0	0	0	0	0							
Vic Correll, R (1, 2) OBP: 0.370, SLG: 0.458										4	0	1	2	0	0	2							
Bill Bonham, R (1, 1) OBP: 0.100, SLG: 0.150										3	0	0	0	0	2	3							
Manny Sarmiento, R (6, 1)										0	0	0	0	0	0	0							
Dave Tomlin, L (6, 1)										0	0	0	0	0	0	0							
Pedro Borbon, R (8, 1) OBP: 0.333, SLG: 0.333										0	0	0	0	0	0	0							
Ken Henderson, S (9, PH) OBP: 0.398, SLG: 0.250										1	0	0	0	0	0	0							
Inning Stats	R: 0 E: 0 K: 1 S: 5	H: 1 LOB: 1 BB: 1 P: 9	R: 0 E: 0 K: 0 S: 2	H: 0 LOB: 0 BB: 1 P: 6	R: 0 E: 0 K: 1 S: 5	H: 0 LOB: 0 BB: 0 P: 5	R: 0 E: 0 K: 1 S: 4	H: 0 LOB: 0 BB: 1 P: 8	R: 0 E: 0 K: 2 S: 8	H: 1 LOB: 2 BB: 1 P: 12	R: 5 E: 0 K: 0 S: 8	H: 5 LOB: 1 BB: 1 P: 12	R: 0 E: 0 K: 1 S: 5	H: 0 LOB: 0 BB: 0 P: 5	R: 1 E: 0 K: 0 S: 4	H: 1 LOB: 0 BB: 0 P: 4	R: 0 E: 0 K: 0 S: 4	H: 1 LOB: 1 BB: 0 P: 4	1B: 6 2B: 2 3B: 0 HR: 1	SF: 0 SAC: 1 DP: 3 HBP: 0	WP: 0 PB: 0 SB: 1 CS: 0	PA: 38	
PITCHER	IP	WLS	BF	H	R	ER	SO	BB	IBB	HBP	BLK	WP	HR	S	P	ERA	WHIP						
Pete Falcone, L (1, 1) ERA: 5.43	5.2		25	6	5	5	5	4	1	0	0	0	0	30	50	7.94	1.765						
Mike Scott, R (6, 1) ERA: 4.74	0.1	W	2	1	0	0	0	0	0	0	0	0	0	2	2	0.00	3.000						
Dale Murray, R (7, 1) ERA: 3.35	3.0	W	11	2	1	1	1	0	0	0	0	0	1	13	13	3.00	0.667						

Cincinnati Reds @ New York Mets
Shea Stadium, Flushing, NY
Tue Jun 12 1979, 7:05 PM EDT
Att: 9,805 - Unknown

AB 32
R 6
H 9
RBI 6
BB 5
SO 6
LOB 14

Batter	1	2	3	4	5	6	7	8	9	AB	R	H	RBI	BB	SO	LOB	BOTTOM						
Joel Youngblood, R (1, 9) OBP: 0.363, SLG: 0.516										6	1	2	0	0	1	5							
Frank Taveras, R (1, 6) OBP: 0.281, SLG: 0.296										6	2	2	2	0	1	5							
Lee Mazzilli, S (1, 8) OBP: 0.423, SLG: 0.512										2	1	1	1	3	0	0							
Richie Hebner, L (1, 5) OBP: 0.392, SLG: 0.438										4	1	1	3	0	0	3							
Dale Murray, R (7, 1)										0	0	0	0	1	0	0							
Willie Montanez, L (1, 3) OBP: 0.270, SLG: 0.302										4	1	0	1	0	1	3							
John Stearns, R (1, 2) OBP: 0.313, SLG: 0.328										4	1	1	0	0	0	2							
Steve Henderson, R (1, 7) OBP: 0.369, SLG: 0.393										2	2	1	1	3	0	0							
Doug Flynn, R (1, 4) OBP: 0.255, SLG: 0.316										5	2	3	3	0	0	5							
Pete Falcone, L (1, 1) OBP: 0.250, SLG: 0.211										2	0	1	0	0	1	1							
Mike Scott, R (6, 1)										0	0	0	0	0	0	0							
Ron Hodges, L (6, PH) OBP: 0.267, SLG: 0.200										0	0	0	1	1	0	0							
Sergio Ferrer, S (7, 5)										2	1	0	0	0	1	3							
Inning Stats	R: 2 E: 0 K: 1 S: 8	H: 3 LOB: 3 BB: 1 P: 13	R: 0 E: 0 K: 2 S: 8	H: 1 LOB: 2 BB: 1 P: 12	R: 0 E: 0 K: 0 S: 3	H: 0 LOB: 0 BB: 0 P: 3	R: 0 E: 0 K: 1 S: 6	H: 1 LOB: 1 BB: 0 P: 6	R: 0 E: 0 K: 0 S: 3	H: 0 LOB: 0 BB: 0 P: 3	R: 10 E: 2 K: 0 S: 10	H: 5 LOB: 1 BB: 3 P: 22	R: 0 E: 0 K: 0 S: 3	H: 0 LOB: 2 BB: 2 P: 11	R: 0 E: 0 K: 1 S: 7	H: 2 LOB: 3 BB: 1 P: 11	1B: 7 2B: 3 3B: 1 HR: 1	SF: 1 SAC: 0 DP: 0 HBP: 1	WP: 0 PB: 0 SB: 1 CS: 0	PA: 47			
PITCHER	IP	WLS	BF	H	R	ER	SO	BB	IBB	HBP	BLK	WP	HR	S	P	ERA	WHIP						
Bill Bonham, R (1, 1) ERA: 4.5	5.0		25	6	4	4	4	3	0	1	0	0	0	29	42	7.20	1.800						
Manny Sarmiento, R (6, 1) ERA: 10.8	0.1	L	4	1	1	0	0	1	0	0	0	0	0	3	7	0.00	6.000						
Dave Tomlin, L (6, 1) ERA: 2.15	1.2		12	3	7	2	0	2	1	0	0	0	0	9	21	10.80	3.000						
Pedro Borbon, R (8, 1) ERA: 3.12	1.0		6	2	0	0	1	1	0	0	0	0	0	7	11	0.00	3.000						

Cincinnati Reds @ New York Mets
Shea Stadium, Flushing, NY
Tue Jun 12 1979, 7:05 PM EDT
Att: 9,805 - Unknown

AB 37
R 12
H 12
RBI 12
BB 8
SO 5
LOB 27

Batter	1	2	3	4	5	6	7	8	9	AB	R	H	RBI	BB	SO	LOB	TOP						
Ken Griffey, L OBP: 0.346, SLG: 0.437 Dave Collins, S OBP: 0.425, SLG: 0.449	0-0 1-6-3 FC5-2 2B		0-0 F4-3		0-0 1B 1B	4-0 1B IBB			0-0 F9	1 0 1 0 0 0 0 3 1 1 0 1 0 0													
Junior Kennedy, R OBP: 0.338, SLG: 0.301	0-0 1-6-3 2-3		0-0 F4		0-0 F9	0-0 1B			0-0 F7	5 0 1 2 0 0 2													
Dave Concepcion, R OBP: 0.359, SLG: 0.452	0-0 FC5-2 FC6-4 3-H		0-0 1B		0-0 1B	0-0 K			0-0 5-3	5 0 2 0 0 1 4													
George Foster, R OBP: 0.394, SLG: 0.587	0-0 FC6-4 1-2		0-0 F4		0-0 1B 2-H				0-3 K	4 0 1 1 0 1 3													
Dan Driessen, L OBP: 0.348, SLG: 0.502		4-0 BB BB		0-0 F8	0-0 3-1				0-0 CS 1B	3 0 1 0 1 0 2													
Cesar Geronimo, L OBP: 0.314, SLG: 0.399		0-0 F7		0-0 1B 2B		0-0 SH1-4 1B			0-0 P5	4 2 2 0 0 0 2													
Rick Auerbach, R OBP: 0.200, SLG: 0.212		4-0 1-2 BB		0-0 5-3		4-0 1-2 SH1-4 1B BB			0-0 F7	2 1 0 0 2 0 1							AB 34 R 4 H 10 RBI 4 BB 4 SO 3 LOB 20						
Vic Correll, R OBP: 0.368, SLG: 0.451		0-0 F7		0-0 1B		0-0 SH1-4			0-0 5-3	3 0 1 1 0 0 2													
Michael LaCoss, R OBP: 0.118, SLG: 0.118 Arturo DeFrettas, R OBP: 0.200, SLG: 0.292 Tom Hume, R OBP: 0.207, SLG: 0.214		0-0 F7		0-0 1-3		0-3 K			0-0 F7	2 0 0 0 0 0 2 1 0 0 0 0 1 2 1 0 0 0 0 0 0													
Inning Stats	R: 0 E: 0 K: 0 S: 4	H: 1 LOB: 2 BB: 0 P: 4	R: 0 E: 0 K: 0 S: 3	H: 0 LOB: 2 BB: 2 P: 11	R: 0 E: 0 K: 0 S: 4	H: 1 LOB: 1 BB: 0 P: 4	R: 1 E: 0 K: 0 S: 4	H: 2 LOB: 1 BB: 0 P: 4	R: 1 E: 0 K: 0 S: 6	H: 3 LOB: 2 BB: 0 P: 6	R: 2 E: 0 K: 2 S: 9	H: 2 LOB: 2 BB: 2 P: 17	R: 0 E: 0 K: 1 S: 5	H: 1 LOB: 0 BB: 0 P: 5	R: 0 E: 0 K: 0 S: 3	H: 0 LOB: 0 BB: 0 P: 3	R: 0 E: 0 K: 0 S: 3	H: 0 LOB: 0 BB: 0 P: 3	1B: 8 2B: 2 3B: 0 HR: 0	SF: 0 SAC: 1 DP: 0 HBP: 0	WP: 0 PB: 0 SB: 0 CS: 1	PA: 39	
PITCHER	IP WLS BF H R ER SO BB IBB HBP BLK WP HR S P ERA WHIP	IP WLS BF H R ER SO BB IBB HBP BLK WP HR S P ERA WHIP	IP WLS BF H R ER SO BB IBB HBP BLK WP HR S P ERA WHIP	IP WLS BF H R ER SO BB IBB HBP BLK WP HR S P ERA WHIP	IP WLS BF H R ER SO BB IBB HBP BLK WP HR S P ERA WHIP	IP WLS BF H R ER SO BB IBB HBP BLK WP HR S P ERA WHIP	IP WLS BF H R ER SO BB IBB HBP BLK WP HR S P ERA WHIP	IP WLS BF H R ER SO BB IBB HBP BLK WP HR S P ERA WHIP	IP WLS BF H R ER SO BB IBB HBP BLK WP HR S P ERA WHIP	IP WLS BF H R ER SO BB IBB HBP BLK WP HR S P ERA WHIP	IP WLS BF H R ER SO BB IBB HBP BLK WP HR S P ERA WHIP	IP WLS BF H R ER SO BB IBB HBP BLK WP HR S P ERA WHIP	IP WLS BF H R ER SO BB IBB HBP BLK WP HR S P ERA WHIP	IP WLS BF H R ER SO BB IBB HBP BLK WP HR S P ERA WHIP	IP WLS BF H R ER SO BB IBB HBP BLK WP HR S P ERA WHIP	IP WLS BF H R ER SO BB IBB HBP BLK WP HR S P ERA WHIP	IP WLS BF H R ER SO BB IBB HBP BLK WP HR S P ERA WHIP	IP WLS BF H R ER SO BB IBB HBP BLK WP HR S P ERA WHIP	IP WLS BF H R ER SO BB IBB HBP BLK WP HR S P ERA WHIP	IP WLS BF H R ER SO BB IBB HBP BLK WP HR S P ERA WHIP	IP WLS BF H R ER SO BB IBB HBP BLK WP HR S P ERA WHIP	IP WLS BF H R ER SO BB IBB HBP BLK WP HR S P ERA WHIP	IP WLS BF H R ER SO BB IBB HBP BLK WP HR S P ERA WHIP

Cincinnati Reds @ New York Mets
Shea Stadium, Flushing, NY
Wed Jun 13 1979, 7:05 PM EDT
Att: 12,468 - Unknown

livebaseballscores.com

AB 34
R 4
H 10
RBI 4
BB 4
SO 3
LOB 20

Batter	1	2	3	4	5	6	7	8	9	AB	R	H	RBI	BB	SO	LOB	BOTTOM							
Joel Youngblood, R OBP: 0.356, SLG: 0.505	0-0 P3		0-0 L7			0-0 P4			0-0 F9	4 0 0 0 0 0 1														
Frank Taveras, R OBP: 0.277, SLG: 0.291	0-0 1-3		0-0 B4			0-0 F3			0-0 F8	4 0 0 0 0 0 0														
Lee Mazzilli, S OBP: 0.424, SLG: 0.507	4-0 E S BB			4-0 1B G4-6-3 BB		0-0 F8			0-0 F8	2 1 0 0 2 0 0														
Richie Hebner, L OBP: 0.399, SLG: 0.439	4-0 1-3 BB			0-0 G4-6-3 1B		0-0 F8			4-0 BB	2 0 1 0 2 0 0														
Willie Montanez, L OBP: 0.265, SLG: 0.297	0-3 K			0-0 G4-6-3 1-2 3-H		0-3 K			0-0 4-3	4 0 0 0 0 2 4														
John Stearns, R OBP: 0.309, SLG: 0.323		0-0 P6		0-0 6-3		0-0 F9				3 0 0 0 0 0 0														
Steve Henderson, R OBP: 0.368, SLG: 0.392		0-0 4-3			0-0 4-3				0-0 G3 1B	3 0 1 0 0 0 0							AB 28 R 1 H 2 RBI 0 BB 4 SO 2 LOB 7							
Doug Flynn, R OBP: 0.251, SLG: 0.312		0-0 F4-3			0-0 F4-3				0-0 F8	3 0 0 0 0 0 1														
Tom Hausman, R Mike Scott, R Ed Kranepool, L Ed Glynn, R		0-0 2-3			0-0 5-3				0-0 G3 1-2	2 0 0 0 0 0 0 0 0 0 0 0 0 0 1 0 0 0 0 0 1 0 0 0 0 0 0 0														
Inning Stats	R: 0 E: 0 K: 1 S: 5	H: 0 LOB: 2 BB: 2 P: 13	R: 0 E: 0 K: 0 S: 3	H: 0 LOB: 0 BB: 0 P: 3	R: 0 E: 0 K: 0 S: 3	H: 0 LOB: 0 BB: 0 P: 3	R: 1 E: 0 K: 0 S: 3	H: 1 LOB: 1 BB: 1 P: 7	R: 0 E: 0 K: 0 S: 3	H: 0 LOB: 0 BB: 0 P: 3	R: 0 E: 0 K: 0 S: 3	H: 0 LOB: 0 BB: 0 P: 3	R: 0 E: 0 K: 1 S: 5	H: 0 LOB: 0 BB: 0 P: 5	R: 0 E: 0 K: 0 S: 4	H: 1 LOB: 1 BB: 0 P: 4	R: 0 E: 0 K: 0 S: 3	H: 0 LOB: 1 BB: 1 P: 7	1B: 2 2B: 0 3B: 0 HR: 0	SF: 0 SAC: 0 DP: 1 HBP: 0	WP: 0 PB: 0 SB: 1 CS: 0	PA: 32		
PITCHER	IP WLS BF H R ER SO BB IBB HBP BLK WP HR S P ERA WHIP	IP WLS BF H R ER SO BB IBB HBP BLK WP HR S P ERA WHIP	IP WLS BF H R ER SO BB IBB HBP BLK WP HR S P ERA WHIP	IP WLS BF H R ER SO BB IBB HBP BLK WP HR S P ERA WHIP	IP WLS BF H R ER SO BB IBB HBP BLK WP HR S P ERA WHIP	IP WLS BF H R ER SO BB IBB HBP BLK WP HR S P ERA WHIP	IP WLS BF H R ER SO BB IBB HBP BLK WP HR S P ERA WHIP	IP WLS BF H R ER SO BB IBB HBP BLK WP HR S P ERA WHIP	IP WLS BF H R ER SO BB IBB HBP BLK WP HR S P ERA WHIP	IP WLS BF H R ER SO BB IBB HBP BLK WP HR S P ERA WHIP	IP WLS BF H R ER SO BB IBB HBP BLK WP HR S P ERA WHIP	IP WLS BF H R ER SO BB IBB HBP BLK WP HR S P ERA WHIP	IP WLS BF H R ER SO BB IBB HBP BLK WP HR S P ERA WHIP	IP WLS BF H R ER SO BB IBB HBP BLK WP HR S P ERA WHIP	IP WLS BF H R ER SO BB IBB HBP BLK WP HR S P ERA WHIP	IP WLS BF H R ER SO BB IBB HBP BLK WP HR S P ERA WHIP	IP WLS BF H R ER SO BB IBB HBP BLK WP HR S P ERA WHIP	IP WLS BF H R ER SO BB IBB HBP BLK WP HR S P ERA WHIP	IP WLS BF H R ER SO BB IBB HBP BLK WP HR S P ERA WHIP	IP WLS BF H R ER SO BB IBB HBP BLK WP HR S P ERA WHIP	IP WLS BF H R ER SO BB IBB HBP BLK WP HR S P ERA WHIP	IP WLS BF H R ER SO BB IBB HBP BLK WP HR S P ERA WHIP	IP WLS BF H R ER SO BB IBB HBP BLK WP HR S P ERA WHIP	IP WLS BF H R ER SO BB IBB HBP BLK WP HR S P ERA WHIP

Cincinnati Reds @ New York Mets
Shea Stadium, Flushing, NY
Wed Jun 13 1979, 7:05 PM EDT
Att: 12,468 - Unknown

livebaseballscores.com

AB 28
R 1
H 2
RBI 0
BB 4
SO 2
LOB 7

Batter	1	2	3	4	5	6	7	8	9	AB	R	H	RBI	BB	SO	LOB	TOP			
Jerry Royster, R (1,5) OBP: 0.342, SLG: 0.342 Mike Lum, L (6,3) OBP: 0.285, SLG: 0.321										3	0	0	0	0	1	0				
Gary Matthews, R (1,9) OBP: 0.357, SLG: 0.512										4	0	0	0	0	1	0				
Bob Homer, R (1,3) OBP: 0.331, SLG: 0.550										4	0	0	0	0	0	1				
Jeff Burroughs, R (1,7) OBP: 0.335, SLG: 0.352										4	0	0	0	0	0	1				
Barry Bonnell, R (1,8) OBP: 0.306, SLG: 0.459										3	0	2	0	0	0	1				
Glenn Hubbard, R (1,4) OBP: 0.276, SLG: 0.274										3	0	0	0	0	0	2				
Pepe Frias, R (1,6) OBP: 0.302, SLG: 0.352										3	0	1	0	0	0	2				
Bruce Benedict, R (1,2) OBP: 0.272, SLG: 0.211										3	0	0	0	0	0	1				
Mickey Mahler, S (1,1) OBP: 0.150, SLG: 0.158 Charlie Spikes, R (8,PH) OBP: 0.302, SLG: 0.514 Bo McLaughlin, R (8,1) Craig Skok, R (8,1)										2	0	0	0	0	0	1				
Inning Stats	R: 0 E: 0 K: 1 S: 5	H: 0 LOB: 0 BB: 0 P: 5	R: 0 E: 0 K: 0 S: 4	H: 1 LOB: 1 BB: 0 P: 4	R: 0 E: 0 K: 0 S: 3	H: 0 LOB: 0 BB: 0 P: 3	R: 0 E: 1 K: 0 S: 4	H: 0 LOB: 1 BB: 0 P: 4	R: 0 E: 0 K: 1 S: 5	H: 0 LOB: 0 BB: 0 P: 5	R: 0 E: 0 K: 0 S: 4	H: 1 LOB: 1 BB: 0 P: 4	R: 0 E: 0 K: 1 S: 5	H: 0 LOB: 0 BB: 0 P: 5	R: 0 E: 0 K: 0 S: 3	H: 0 LOB: 0 BB: 0 P: 3	1B: 2 2B: 0 3B: 1 HR: 0	SF: 0 SAC: 0 DP: 0 HBP: 0	WP: 0 PB: 0 SB: 1 CS: 0	PA: 31
PITCHER Kevin Kobel, L (1,1) ERA: 3.08	IP: 9.0 WLS: W BF: 31 H: 3 R: 0 ER: 0 SO: 3 BB: 0 IBB: 0 HBP: 0 BLK: 0 WP: 0 HR: 0 S: 37 P: 37 ERA: 0.00 WHIP: 0.333															PITCHER				

Atlanta Braves @ New York Mets
Shea Stadium, Flushing, NY
Sat Jun 16 1979, 7:05 PM EDT
Att: 28,313 - Unknown

AB 31
R 0
H 3
RBI 0
BB 0
SO 3
LOB 9



Batter	1	2	3	4	5	6	7	8	9	AB	R	H	RBI	BB	SO	LOB	BOTTOM	
Joel Youngblood, R (1,9) OBP: 0.352, SLG: 0.495										4	0	1	1	0	0	0		
Frank Taveras, R (1,6) OBP: 0.281, SLG: 0.300										4	0	1	0	0	0	0		
Lee Mazzilli, S (1,8) OBP: 0.419, SLG: 0.498										4	0	0	0	0	0	4		
Richie Hebner, L (1,5) OBP: 0.398, SLG: 0.435										3	0	1	0	1	0	3		
John Stearns, R (1,2) OBP: 0.308, SLG: 0.318										2	0	0	0	1	0	1		
Willie Montanez, L (1,3) OBP: 0.286, SLG: 0.293										3	0	0	0	0	0	2		
Steve Henderson, R (1,7) OBP: 0.366, SLG: 0.388										3	0	0	0	0	0	0		
Doug Flynn, R (1,4) OBP: 0.258, SLG: 0.332										3	2	2	1	0	0	0		
Kevin Kobel, R (1,1) OBP: 0.118, SLG: 0.118										2	0	0	0	0	0	0		
Inning Stats	R: 0 E: 0 K: 0 S: 3	H: 0 LOB: 0 BB: 0 P: 3	R: 0 E: 0 K: 0 S: 3	H: 0 LOB: 0 BB: 0 P: 3	R: 0 E: 0 K: 0 S: 3	H: 0 LOB: 0 BB: 0 P: 3	R: 0 E: 1 K: 0 S: 3	H: 0 LOB: 0 BB: 0 P: 3	R: 0 E: 0 K: 0 S: 4	H: 1 LOB: 0 BB: 0 P: 4	R: 0 E: 0 K: 0 S: 4	H: 1 LOB: 2 BB: 1 P: 8	R: 1 E: 0 K: 0 S: 7	H: 3 LOB: 3 BB: 0 P: 7	1B: 3 2B: 1 3B: 0 HR: 1	SF: 0 SAC: 1 DP: 1 HBP: 0	WP: 0 PB: 0 SB: 0 CS: 1	PA: 31
PITCHER Mickey Mahler, L (1,1) ERA: 5.37 Bo McLaughlin, R (8,1) ERA: 5.7 Craig Skok, L (8,1) ERA: 3.41	IP: 7.0 WLS: L BF: 24 H: 2 R: 1 ER: 1 SO: 1 BB: 1 IBB: 1 HBP: 0 BLK: 0 WP: 0 HR: 1 S: 22 P: 30 ERA: 1.29 WHIP: 0.429															PITCHER		

Atlanta Braves @ New York Mets
Shea Stadium, Flushing, NY
Sat Jun 16 1979, 7:05 PM EDT
Att: 28,313 - Unknown

AB 28
R 2
H 5
RBI 2
BB 2
SO 0
LOB 10



Batter	1	2	3	4	5	6	7	8	9	AB	R	H	RBI	BB	SO	LOB	TOP					
Frank Taveras, R (1,6) OBP: 0.289, SLG: 0.303	4-0 CS BB		0-0 5-3			0-0 6-3		4-0 1B BB		2	0	0	0	2	0	0	New York Mets @ Houston Astros Astrodome, Houston, TX Tue Jun 19 1979, 8:05 PM EDT Att: 14,036 - Dome					
Willie Montanez, L (1,3) OBP: 0.259, SLG: 0.281	0-0 1-3		0-0 6-3			0-0 6-3		0-0 BB 1B		4	0	1	1	0	0	1						
Lee Mazzilli, S (1,8) OBP: 0.425, SLG: 0.492	0-0 4-3					0-0 4-3		4-0 BB 1B		3	0	0	0	1	0	0						
Richie Hebner, L (1,5) OBP: 0.394, SLG: 0.428		0-0 4-3				0-0 G3		0-0 FC1-6 BB		3	0	0	0	1	0	3						
Joel Youngblood, R (1,9) OBP: 0.344, SLG: 0.472		0-0 5-3				0-0 F8		0-0 FC1-6 G6-3		4	0	0	0	0	0	1						
John Stearns, R (1,2) OBP: 0.318, SLG: 0.319		0-0 S 1B				0-0 6-3		0-0 G6-3		4	0	1	0	0	0	1						
Steve Henderson, R (1,7) OBP: 0.372, SLG: 0.380		4-0 1-2 BB				4-0 F3 S BB		4-0 G3 1B BB		1	1	0	0	3	0	0						
Doug Flynn, R (1,4) OBP: 0.252, SLG: 0.321		0-3 K				0-0 F3		0-0 G3		2	0	0	0	0	1	3						
Ed Kranevool, L (8, PH) Sergio Ferrer, S (8,4)						1-3		1-2		1	0	0	0	0	0	1						
Andy Hassler, L (1,1) Ron Hodges, L (8, PH) Ed Glynn, R (8,1)			0-0 1-3			0-3 K		0-0 F7		2	0	0	0	0	1	1						
Inning Stats	R: 0 E: 0 K: 0 S: 2	H: 0 LOB: 0 BB: 1 P: 6	R: 0 E: 0 K: 1 S: 6	H: 1 LOB: 2 BB: 1 P: 10	R: 0 E: 0 K: 0 S: 3	H: 0 LOB: 0 BB: 0 P: 3	R: 0 E: 0 K: 0 S: 3	H: 0 LOB: 0 BB: 0 P: 3	R: 0 E: 0 K: 0 S: 5	H: 0 LOB: 1 BB: 1 P: 9	R: 0 E: 0 K: 0 S: 3	H: 0 LOB: 0 BB: 0 P: 6	R: 0 E: 0 K: 0 S: 2	H: 0 LOB: 0 BB: 1 P: 3	R: 0 E: 0 K: 0 S: 4	H: 1 LOB: 3 BB: 3 P: 16	R: 0 E: 0 K: 0 S: 3	H: 0 LOB: 0 BB: 0 P: 3	1B: 2 2B: 0 3B: 0 HR: 0	SF: 0 SAC: 0 DP: 1 HBP: 0	WP: 0 PB: 0 SB: 2 CS: 1	PA: 34
PITCHER Joaquin Andujar, R (1,1) ERA: 3.01	IP: 9.0 WLS: W BF: 34 H: 2 R: 1 ER: 1 SO: 2 BB: 7 IBB: 0 HBP: 0 BLK: 0 WP: 0 HR: 0 S: 31 P: 59 ERA: 1.00 WHIP: 1.000																					

Batter	1	2	3	4	5	6	7	8	9	AB	R	H	RBI	BB	SO	LOB	BOTTOM			
Terry Puhl, L (1,8) OBP: 0.349, SLG: 0.378	4-0 S SH1-4 2B BB		0-0 1B E	0-0 3-2			0-3 K			3	2	1	0	1	1	2	New York Mets @ Houston Astros Astrodome, Houston, TX Tue Jun 19 1979, 8:05 PM EDT Att: 14,036 - Dome			
Julio Gonzalez, R (1,6) OBP: 0.328, SLG: 0.302	0-0 SH1-4		0-0 E5 1B			0-0 F8		0-0 F7		3	0	1	0	0	0	0				
Cesar Cedeno, R (1,3) OBP: 0.380, SLG: 0.385	0-0 1-3 2H 2B		0-0 FC			0-0 6-3		0-0 WP BLK 1B		4	0	2	1	0	0	1				
Jeffrey Leonard, R (1,9) OBP: 0.348, SLG: 0.357	0-0 1-3		0-3 K			0-3 K		0-0 6-3		4	0	0	0	0	2	4				
Enos Cabell, R (1,5) OBP: 0.310, SLG: 0.375	0-0 6-3		0-0 6-3			0-0 F7		0-0 5-3-2 SH5-4 1B		4	0	1	0	0	0	3				
Jose Cruz, L (1,7) OBP: 0.364, SLG: 0.427		0-0 1-3		0-0 2B FC6-4 1B		0-0 S 1B		0-0 SH5-4		3	1	2	0	0	0	0				
Art Howe, R (1,4) Rafael Landestoy, S (5,4) OBP: 0.255, SLG: 0.149		4-0 0-3 BB		0-0 FC6-4 3-2 2B		0-3 K		0-0 5-3-2		1	0	1	0	1	0	0				
Bruce Bochy, R (1,2) OBP: 0.254, SLG: 0.259		0-0 9-3		4-0 FC6-4 IBB		4-0 IBB		4-0 IBB		1	0	0	0	2	0	1				
Joaquin Andujar, S (1,1) OBP: 0.087, SLG: 0.045			0-3 K			0-3 FC6-4		0-3 K		3	0	0	1	0	2	4				
Inning Stats	R: 1 E: 0 K: 0 S: 4	H: 1 LOB: 1 BB: 1 P: 8	R: 0 E: 0 K: 0 S: 2	H: 0 LOB: 0 BB: 1 P: 6	R: 1 E: 1 K: 2 S: 10	H: 2 LOB: 2 BB: 0 P: 10	R: 1 E: 0 K: 0 S: 4	H: 2 LOB: 1 BB: 1 P: 8	R: 0 E: 0 K: 1 S: 5	H: 0 LOB: 0 BB: 0 P: 5	R: 0 E: 0 K: 2 S: 8	H: 1 LOB: 1 BB: 1 P: 12	R: 0 E: 0 K: 1 S: 6	H: 1 LOB: 1 BB: 0 P: 6	R: 0 E: 0 K: 0 S: 3	H: 1 LOB: 0 BB: 0 P: 3		1B: 6 2B: 5 3B: 0 HR: 0	SF: 0 SAC: 2 DP: 3 HBP: 0	WP: 1 PB: 0 SB: 2 CS: 0
PITCHER Andy Hassler, L (1,1) ERA: 7.25 Ed Glynn, L (8,1) ERA: 0.54	IP: 7.0 WLS: L BF: 31 H: 7 R: 3 ER: 3 SO: 6 BB: 2 IBB: 0 HBP: 0 BLK: 1 WP: 0 HR: 0 S: 39 P: 55 ERA: 3.86 WHIP: 1.286																			

AB	27
R	1
H	2
RBI	1
BB	7
SO	2
LOB	12



Batter	1	2	3	4	5	6	7	8	9	AB	R	H	RBI	BB	SO	LOB	TOP																	
Frank Taveras, R (1,6) OBP: 0.292, SLG: 0.306										4	1	2	0	0	1	0	New York Mets @ Houston Astros Astrodome, Houston, TX Wed Jun 20 1979, 8:05 PM EDT Att: 15,946 - Dome																	
Willie Montanez, L (1,3) OBP: 0.289, SLG: 0.280										4	1	1	1	0	2	1																		
Lee Mazzilli, S (1,8) OBP: 0.427, SLG: 0.494										3	1	1	1	1	0	0																		
Richie Hebner, L (1,5) OBP: 0.392, SLG: 0.426										3	0	1	1	0	0	0																		
Steve Henderson, R (1,7) OBP: 0.370, SLG: 0.377										4	0	1	0	0	0	2																		
Ron Hodges, L (1,2) John Stearns, R (9, PH) OBP: 0.285, SLG: 0.207 OBP: 0.317, SLG: 0.317										3	0	1	0	0	0	0																		
Joel Youngblood, R (1,9) OBP: 0.344, SLG: 0.468										2	0	0	0	1	2	1																		
Doug Flynn, R (1,4) OBP: 0.253, SLG: 0.326										3	1	1	0	0	0	1																		
Craig Swan, R (1,1) OBP: 0.143, SLG: 0.103										3	0	0	0	0	3	1																		
Inning Stats	R: 0 E: 0 K: 1 S: 5	H: 1 LOB: 0 BB: 0 P: 5	R: 0 E: 0 K: 1 S: 6	H: 1 LOB: 1 BB: 0 P: 6	R: 3 E: 0 K: 1 S: 9	H: 4 LOB: 1 BB: 0 P: 9	R: 0 E: 0 K: 1 S: 5	H: 0 LOB: 0 BB: 0 P: 5	R: 0 E: 0 K: 2 S: 7	H: 0 LOB: 0 BB: 0 P: 7	R: 1 E: 1 K: 0 S: 3	H: 1 LOB: 0 BB: 1 P: 7	R: 0 E: 0 K: 1 S: 4	H: 0 LOB: 0 BB: 1 P: 8	R: 0 E: 0 K: 1 S: 5	H: 1 LOB: 0 BB: 0 P: 5	1B: 6 2B: 3 3B: 0 HR: 0	SF: 1 SAC: 0 DP: 2 HBP: 0	WP: 0 PB: 0 SB: 1 CS: 1	PA: 33														
PITCHER	IP WLS BF H R ER SO BB IBB HBP BLK WP HR S P ERA WHIP																																	
J.R. Richard, R (1,1) ERA: 3.58	7.0		27	7	4	3	7	2	0	0	0	0	0	0	39	47	3.86	1.286																
Joe Sambito, L (8,1) ERA: 1.25	2.0	W	6	1	0	0	2	0	0	0	0	0	0	0	10	10	0.00	0.500																

AB	30
R	4
H	8
RBI	3
BB	2
SO	9
LOB	7




Batter	1	2	3	4	5	6	7	8	9	AB	R	H	RBI	BB	SO	LOB	BOTTOM																	
Terry Puhl, L (1,8) OBP: 0.354, SLG: 0.383										4	2	3	1	0	0	0	New York Mets @ Houston Astros Astrodome, Houston, TX Wed Jun 20 1979, 8:05 PM EDT Att: 15,946 - Dome																	
Craig Reynolds, L (1,6) OBP: 0.312, SLG: 0.349										4	1	2	1	0	0	1																		
Cesar Cedeño, R (1,3) OBP: 0.378, SLG: 0.387										4	0	1	2	0	0	1																		
Jose Cruz, L (1,7) OBP: 0.366, SLG: 0.423										2	0	0	0	2	0	0																		
Enos Cabell, R (1,5) OBP: 0.306, SLG: 0.369										4	0	0	0	0	1	4																		
Denny Walling, L (1,9) OBP: 0.415, SLG: 0.571										3	1	1	1	0	0	1																		
Alan Ashby, S (1,2) OBP: 0.289, SLG: 0.303										3	0	0	0	0	1	0																		
Rafael Landestoy, S (1,4) Joe Sambito, L (8,1) OBP: 0.259, SLG: 0.200 OBP: 0.667, SLG: 0.667										3	1	1	0	0	1	0																		
J.R. Richard, R (1,1) Julio Gonzalez, R (8,4) OBP: 0.098, SLG: 0.154 OBP: 0.324, SLG: 0.297										2	0	0	0	0	0	1																		
Inning Stats	R: 2 E: 0 K: 0 S: 5	H: 3 LOB: 1 BB: 1 P: 9	R: 0 E: 0 K: 2 S: 7	H: 0 LOB: 0 BB: 0 P: 7	R: 0 E: 0 K: 0 S: 3	H: 0 LOB: 0 BB: 0 P: 3	R: 1 E: 0 K: 0 S: 4	H: 1 LOB: 0 BB: 0 P: 4	R: 1 E: 0 K: 0 S: 4	H: 2 LOB: 0 BB: 0 P: 4	R: 0 E: 0 K: 0 S: 3	H: 0 LOB: 0 BB: 0 P: 3	R: 0 E: 0 K: 0 S: 3	H: 0 LOB: 0 BB: 0 P: 3	R: 1 E: 0 K: 1 S: 7	H: 2 LOB: 2 BB: 1 P: 11	1B: 4 2B: 2 3B: 2 HR: 1	SF: 0 SAC: 0 DP: 1 HBP: 0	WP: 0 PB: 0 SB: 0 CS: 1	PA: 32														
PITCHER	IP WLS BF H R ER SO BB IBB HBP BLK WP HR S P ERA WHIP																																	
Craig Swan, R (1,1) ERA: 3.09	8.0	L	32	8	5	5	3	1	1	0	0	0	0	1	36	44	5.62	1.125																




Batter	1	2	3	4	5	6	7	8	9	AB	R	H	RBI	BB	SO	LOB	TOP					
Gil Flores, R OBP: 0.214, SLG: 0.192 (1, 9)	F9		F7		G5-4-3		F8			4	0	0	0	0	0	2	New York Mets @ St. Louis Cardinals Busch Stadium, St. Louis, MO Fri Jun 22 1979, 7:05 PM CDT Att: 18,852 - Unknown					
Frank Taveras, R OBP: 0.295, SLG: 0.313 (1, 6)	3-1 2B		6-3			E1 G3 SF7 1B		P4		4	1	2	0	0	0	0						
Lee Mazzilli, S OBP: 0.420, SLG: 0.486 (1, 8)	3-1 2-3		F6			G3		F8		4	0	0	0	0	0	2						
Richie Hebner, L OBP: 0.389, SLG: 0.422 (1, 5)	F8			G6-4-3 BB		SF7		4-3		2	0	0	1	1	0	1						
Willie Montanez, L OBP: 0.259, SLG: 0.280 (1, 3)		F7		G6-4-3 1-2				K		4	0	1	0	0	1	1						
John Stearns, R OBP: 0.324, SLG: 0.341 (1, 2)						1B				3	1	2	1	1	0	1						
Steve Henderson, R OBP: 0.364, SLG: 0.371 (1, 7)		HR				5-3				4	0	0	0	0	1	2						
Doug Flynn, R OBP: 0.254, SLG: 0.326 (1, 4)								E6 FC1-6		4	0	0	0	0	1	2						
Ed Kranepool, L OBP: 0.244, SLG: 0.278 (9, PH)						F8		K		3	0	1	0	0	1	1						
Kevin Kobel, R OBP: 0.150, SLG: 0.150 (1, 1)								5-3		1	0	0	0	0	0	1						
Wayne Twitchell, R OBP: 0.400, SLG: 0.400 (7, 1)		K						FC1-6		3	0	1	0	0	1	2						
Inning Stats	R: 0 E: 0 K: 0 S: 4	H: 1 LOB: 1 BB: 0 P: 4	R: 1 E: 0 K: 1 S: 7	H: 2 LOB: 1 BB: 0 P: 7	R: 0 E: 0 K: 0 S: 3	H: 0 LOB: 0 BB: 0 P: 3	R: 0 E: 0 K: 0 S: 2	H: 0 LOB: 1 BB: 2 P: 10	R: 0 E: 0 K: 0 S: 3	H: 1 LOB: 0 BB: 0 P: 3	R: 1 E: 1 K: 1 S: 5	H: 2 LOB: 1 BB: 0 P: 5	R: 0 E: 0 K: 1 S: 6	H: 0 LOB: 1 BB: 0 P: 6	R: 0 E: 0 K: 2 S: 3	H: 0 LOB: 0 BB: 0 P: 3	R: 0 E: 0 K: 2 S: 8	H: 1 LOB: 1 BB: 0 P: 8	1B: 4 2B: 2 3B: 0 HR: 1	SF: 1 SAC: 0 DP: 2 HBP: 0	WP: 0 PB: 0 SB: 1 CS: 0	PA: 35
PITCHER Silvio Martinez, R ERA: 2.89 (1, 1)	IP: 9.0 WLS: W BF: 35 H: 7 R: 2 ER: 1 SO: 4 BB: 2 IBB: 0 HBP: 0 BLK: 0 WP: 0 HR: 1 S: 41 P: 49 ERA: 1.00 WHIP: 1.000															PITCHER						

Batter	1	2	3	4	5	6	7	8	9	AB	R	H	RBI	BB	SO	LOB	BOTTOM	
Garry Templeton, S OBP: 0.343, SLG: 0.416 (1, 6)	F4-3 SF8 1B		F4-3			G3-6-3 1B				3	1	2	0	1	0	0	New York Mets @ St. Louis Cardinals Busch Stadium, St. Louis, MO Fri Jun 22 1979, 7:05 PM CDT Att: 18,852 - Unknown	
Jerry Mumphrey, S OBP: 0.326, SLG: 0.354 (1, 7)	F4-3 1-3		K			G3-6-3 1-2 2-3 BB		P6		4	0	0	0	0	1	5		
Keith Hernandez, L OBP: 0.381, SLG: 0.510 (1, 3)	SF8 3-H		6-3			F8		K		3	0	0	1	0	1	0		
Ted Simmons, S OBP: 0.419, SLG: 0.645 (1, 2)		HR				P6				4	2	3	2	0	0	0		
George Hendrick, R OBP: 0.402, SLG: 0.524 (1, 9)								F4		4	1	3	0	0	0	1		
Tony Scott, S OBP: 0.332, SLG: 0.409 (1, 8)						6-3 1-2		F4		3	0	0	0	1	1	3		
Ken Reitz, R OBP: 0.311, SLG: 0.406 (1, 5)								P3		4	0	1	0	0	0	2		
Mike Tyson, R OBP: 0.278, SLG: 0.371 (1, 4)										2	0	0	0	0	1	0		
Ken Oberkfell, L OBP: 0.374, SLG: 0.432 (7, PH) (8, 4)										0	0	0	0	0	0	0		
Silvio Martinez, R OBP: 0.074, SLG: 0.080 (1, 1)								SF8		2	0	0	1	0	1	0		
Inning Stats	R: 2 E: 0 K: 1 S: 8	H: 3 LOB: 1 BB: 0 P: 8	R: 0 E: 0 K: 1 S: 5	H: 0 LOB: 0 BB: 0 P: 5	R: 0 E: 0 K: 0 S: 3	H: 1 LOB: 0 BB: 0 P: 3	R: 0 E: 0 K: 0 S: 3	H: 0 LOB: 0 BB: 0 P: 5	R: 0 E: 0 K: 0 S: 3	H: 1 LOB: 0 BB: 0 P: 3	R: 2 E: 0 K: 0 S: 6	H: 3 LOB: 3 BB: 1 P: 11	R: 0 E: 0 K: 1 S: 6	H: 1 LOB: 2 BB: 1 P: 10	1B: 6 2B: 1 3B: 0 HR: 2	SF: 2 SAC: 0 DP: 1 HBP: 1	WP: 0 PB: 0 SB: 1 CS: 1	PA: 34
PITCHER Kevin Kobel, L ERA: 3.34 (1, 1)	IP: 6.0 WLS: L BF: 23 H: 7 R: 4 ER: 4 SO: 4 BB: 0 IBB: 0 HBP: 0 BLK: 0 WP: 0 HR: 2 S: 31 P: 31 ERA: 6.00 WHIP: 1.167															PITCHER		
Wayne Twitchell, R ERA: 3.6 (7, 1)	IP: 2.0 WLS: 11 BF: 2 H: 2 R: 0 ER: 0 SO: 1 BB: 1 IBB: 1 HBP: 1 BLK: 0 WP: 0 HR: 0 S: 10 P: 19 ERA: 0.00 WHIP: 1.500															PITCHER		

AB 32
R 2
H 7
RBI 2
BB 2
SO 4
LOB 13



AB 29
R 4
H 9
RBI 4
BB 2
SO 5
LOB 11



livebaseballscores.com

livebaseballscores.com

Batter	1	2	3	4	5	6	7	8	9	AB	R	H	RBI	BB	SO	LOB	TOP							
Frank Taveras, R OBP: 0.296, SLG: 0.314										5	2	2	0	0	0	0								
Elliott Maddox, R OBP: 0.293, SLG: 0.296										5	1	2	2	0	1	0								
Lee Mazzilli, S OBP: 0.420, SLG: 0.482										4	0	1	1	1	0	1								
Richie Hebner, L OBP: 0.387, SLG: 0.415										3	0	0	0	1	0	3								
Willie Montanez, L OBP: 0.259, SLG: 0.285										3	1	1	1	0	0	0								
John Stearns, R OBP: 0.323, SLG: 0.340										4	0	1	0	0	0	2								
Joel Youngblood, R OBP: 0.347, SLG: 0.473										4	1	2	1	0	0	1								
Doug Flynn, R OBP: 0.263, SLG: 0.330										3	1	2	1	1	0	1								
Andy Hassler, L Dale Murray, R										3	0	0	0	0	2	2								
										1	0	0	0	0	1	2								
Inning Stats	R: 2 E: 1 K: 0 S: 5	H: 2 LOB: 1 BB: 1 P: 9	R: 0 E: 0 K: 1 S: 5	H: 1 LOB: 0 BB: 0 P: 5	R: 0 E: 1 K: 0 S: 3	H: 0 LOB: 1 BB: 1 P: 7	R: 0 E: 0 K: 0 S: 3	H: 0 LOB: 0 BB: 0 P: 3	R: 0 E: 0 K: 1 S: 5	H: 1 LOB: 0 BB: 0 P: 5	R: 0 E: 0 K: 1 S: 5	H: 0 LOB: 0 BB: 0 P: 5	R: 4 E: 0 K: 0 S: 9	H: 6 LOB: 3 BB: 0 P: 9	R: 0 E: 0 K: 1 S: 6	H: 1 LOB: 2 BB: 1 P: 10	R: 0 E: 0 K: 0 S: 3	H: 0 LOB: 0 BB: 0 P: 3	1B: 9 2B: 2 3B: 0 HR: 0	SF: 1 SAC: 0 DP: 0 HBP: 0	WP: 1 PB: 0 SB: 0 CS: 2	PA: 39		
PITCHER	IP WLS BF H R ER SO BB IBB HBP BLK WP HR S P ERA WHIP	IP WLS BF H R ER SO BB IBB HBP BLK WP HR S P ERA WHIP	IP WLS BF H R ER SO BB IBB HBP BLK WP HR S P ERA WHIP	IP WLS BF H R ER SO BB IBB HBP BLK WP HR S P ERA WHIP	IP WLS BF H R ER SO BB IBB HBP BLK WP HR S P ERA WHIP	IP WLS BF H R ER SO BB IBB HBP BLK WP HR S P ERA WHIP	IP WLS BF H R ER SO BB IBB HBP BLK WP HR S P ERA WHIP	IP WLS BF H R ER SO BB IBB HBP BLK WP HR S P ERA WHIP	IP WLS BF H R ER SO BB IBB HBP BLK WP HR S P ERA WHIP	IP WLS BF H R ER SO BB IBB HBP BLK WP HR S P ERA WHIP	IP WLS BF H R ER SO BB IBB HBP BLK WP HR S P ERA WHIP	IP WLS BF H R ER SO BB IBB HBP BLK WP HR S P ERA WHIP	IP WLS BF H R ER SO BB IBB HBP BLK WP HR S P ERA WHIP	IP WLS BF H R ER SO BB IBB HBP BLK WP HR S P ERA WHIP	IP WLS BF H R ER SO BB IBB HBP BLK WP HR S P ERA WHIP	IP WLS BF H R ER SO BB IBB HBP BLK WP HR S P ERA WHIP	IP WLS BF H R ER SO BB IBB HBP BLK WP HR S P ERA WHIP	IP WLS BF H R ER SO BB IBB HBP BLK WP HR S P ERA WHIP	IP WLS BF H R ER SO BB IBB HBP BLK WP HR S P ERA WHIP	IP WLS BF H R ER SO BB IBB HBP BLK WP HR S P ERA WHIP	IP WLS BF H R ER SO BB IBB HBP BLK WP HR S P ERA WHIP	IP WLS BF H R ER SO BB IBB HBP BLK WP HR S P ERA WHIP	IP WLS BF H R ER SO BB IBB HBP BLK WP HR S P ERA WHIP	IP WLS BF H R ER SO BB IBB HBP BLK WP HR S P ERA WHIP

New York Mets @ St. Louis Cardinals
 Busch Stadium, St. Louis, MO
 Sun Jun 24 1979, 3:33 AM CDT
 Att: 48,693 - Unknown

AB	35
R	6
H	11
RBI	6
BB	3
SO	4
LOB	12



Batter	1	2	3	4	5	6	7	8	9	AB	R	H	RBI	BB	SO	LOB	BOTTOM							
Garry Templeton, S OBP: 0.341, SLG: 0.412										5	0	1	1	0	0	2								
Lou Brock, L OBP: 0.386, SLG: 0.458										4	0	1	0	0	0	3								
Willie McEnaney, L										0	0	0	0	0	0	0								
Keith Hernandez, L OBP: 0.386, SLG: 0.508										1	0	0	0	3	0	1								
Ted Simmons, S OBP: 0.412, SLG: 0.633										4	0	0	0	0	0	4								
Steve Swisher, R OBP: 0.226, SLG: 0.222										0	0	0	0	0	0	0								
George Hendrick, R OBP: 0.396, SLG: 0.515										4	0	0	0	0	1	1								
Tony Scott, S OBP: 0.338, SLG: 0.412										3	1	2	0	1	0	0								
Ken Reitz, R OBP: 0.314, SLG: 0.406										3	1	1	0	1	0	1								
Mike Tyson, R OBP: 0.272, SLG: 0.363										3	0	0	0	0	0	3								
Ken Oberkfell, L OBP: 0.370, SLG: 0.427										1	0	0	0	0	0	1								
Bob Forsch, R OBP: 0.243, SLG: 0.281										2	0	0	0	0	1	0								
Tom Bruno, R OBP: 0.290, SLG: 0.290										0	0	0	0	0	0	0								
Darold Knowles, L OBP: 0.281, SLG: 0.347										0	0	0	0	0	0	0								
Roger Freed, R OBP: 0.281, SLG: 0.347										1	0	1	0	0	0	0								
John Fulgham, R OBP: 0.337, SLG: 0.394										0	0	0	0	1	0	0								
Jerry Mumphrey, S OBP: 0.337, SLG: 0.394										0	0	0	0	1	0	0								
Inning Stats	R: 0 E: 0 K: 0 S: 3	H: 0 LOB: 1 BB: 1 P: 7	R: 0 E: 0 K: 1 S: 5	H: 0 LOB: 0 BB: 0 P: 5	R: 0 E: 0 K: 0 S: 3	H: 1 LOB: 2 BB: 1 P: 7	R: 0 E: 0 K: 0 S: 3	H: 0 LOB: 0 BB: 0 P: 3	R: 0 E: 0 K: 0 S: 4	H: 1 LOB: 1 BB: 0 P: 4	R: 2 E: 0 K: 1 S: 8	H: 3 LOB: 3 BB: 1 P: 12	R: 0 E: 0 K: 0 S: 2	H: 0 LOB: 0 BB: 1 P: 6	R: 0 E: 0 K: 0 S: 4	H: 1 LOB: 2 BB: 1 P: 8	R: 0 E: 0 K: 0 S: 4	H: 0 LOB: 0 BB: 1 P: 8	1B: 4 2B: 2 3B: 0 HR: 0	SF: 0 SAC: 0 DP: 1 HBP: 0	WP: 0 PB: 0 SB: 0 CS: 0	PA: 37		
PITCHER	IP WLS BF H R ER SO BB IBB HBP BLK WP HR S P ERA WHIP	IP WLS BF H R ER SO BB IBB HBP BLK WP HR S P ERA WHIP	IP WLS BF H R ER SO BB IBB HBP BLK WP HR S P ERA WHIP	IP WLS BF H R ER SO BB IBB HBP BLK WP HR S P ERA WHIP	IP WLS BF H R ER SO BB IBB HBP BLK WP HR S P ERA WHIP	IP WLS BF H R ER SO BB IBB HBP BLK WP HR S P ERA WHIP	IP WLS BF H R ER SO BB IBB HBP BLK WP HR S P ERA WHIP	IP WLS BF H R ER SO BB IBB HBP BLK WP HR S P ERA WHIP	IP WLS BF H R ER SO BB IBB HBP BLK WP HR S P ERA WHIP	IP WLS BF H R ER SO BB IBB HBP BLK WP HR S P ERA WHIP	IP WLS BF H R ER SO BB IBB HBP BLK WP HR S P ERA WHIP	IP WLS BF H R ER SO BB IBB HBP BLK WP HR S P ERA WHIP	IP WLS BF H R ER SO BB IBB HBP BLK WP HR S P ERA WHIP	IP WLS BF H R ER SO BB IBB HBP BLK WP HR S P ERA WHIP	IP WLS BF H R ER SO BB IBB HBP BLK WP HR S P ERA WHIP	IP WLS BF H R ER SO BB IBB HBP BLK WP HR S P ERA WHIP	IP WLS BF H R ER SO BB IBB HBP BLK WP HR S P ERA WHIP	IP WLS BF H R ER SO BB IBB HBP BLK WP HR S P ERA WHIP	IP WLS BF H R ER SO BB IBB HBP BLK WP HR S P ERA WHIP	IP WLS BF H R ER SO BB IBB HBP BLK WP HR S P ERA WHIP	IP WLS BF H R ER SO BB IBB HBP BLK WP HR S P ERA WHIP	IP WLS BF H R ER SO BB IBB HBP BLK WP HR S P ERA WHIP	IP WLS BF H R ER SO BB IBB HBP BLK WP HR S P ERA WHIP	IP WLS BF H R ER SO BB IBB HBP BLK WP HR S P ERA WHIP

New York Mets @ St. Louis Cardinals
 Busch Stadium, St. Louis, MO
 Sun Jun 24 1979, 3:33 AM CDT
 Att: 48,693 - Unknown

AB	31
R	2
H	6
RBI	2
BB	6
SO	2
LOB	16



Batter	1	2	3	4	5	6	7	8	9	AB	R	H	RBI	BB	SO	LOB	TOP								
Omar Moreno, L (1, 8) OBP: 0.348, SLG: 0.409	G3	F9		F4			F8	HBP BB IBB		4	0	0	0	1	0	3	Pittsburgh Pirates @ New York Mets Shea Stadium, Flushing, NY Mon Jun 25 1979, 7:05 PM EDT Unknown								
Tim Foli, R (1, 6) OBP: 0.335, SLG: 0.348			E6	F7			K			0	1	0	0	0	0	0									
Dave Parker, L (1, 9) OBP: 0.370, SLG: 0.543			F4-6-3		3-1					3	1	1	2	1	0	1									
John Milner, L (1, 3) OBP: 0.358, SLG: 0.465	P6		P6		K					5	1	1	0	0	1	4									
Mike Easter, L (1, 7) OBP: 0.480, SLG: 0.684 Bill Robinson, R (8, 7) OBP: 0.317, SLG: 0.590	K			1B	K					4	2	2	1	0	2	1									
Ed Ott, L (1, 2) OBP: 0.280, SLG: 0.388		F8		F7			F9			5	0	0	0	0	2	3									
Phil Garner, R (1, 5) OBP: 0.368, SLG: 0.449				E 1B			F4			3	2	2	1	2	0	0									
Rennie Stennett, R (1, 4) OBP: 0.276, SLG: 0.282		F4			6-3					4	1	2	2	1	0	1									
John Candelaria, L (1, 1) OBP: 0.152, SLG: 0.219					K		F7			4	0	1	1	0	1	4									
Inning Stats	R: 1 E: 0 K: 1 S: 7	H: 2 LOB: 1 BB: 0 P: 7	R: 1 E: 0 K: 0 S: 4	H: 1 LOB: 1 BB: 1 P: 8	R: 0 E: 1 K: 0 S: 3	H: 0 LOB: 0 BB: 0 P: 3	R: 1 E: 1 K: 1 S: 9	H: 3 LOB: 3 BB: 0 P: 9	R: 0 E: 0 K: 2 S: 7	H: 0 LOB: 0 BB: 0 P: 7	R: 0 E: 0 K: 0 S: 3	H: 0 LOB: 0 BB: 0 P: 3	R: 0 E: 0 K: 1 S: 5	H: 0 LOB: 0 BB: 0 P: 5	R: 5 E: 0 K: 1 S: 8	H: 3 LOB: 3 BB: 4 P: 25	R: 0 E: 0 K: 1 S: 6	H: 1 LOB: 2 BB: 1 P: 10	1B: 6 2B: 4 3B: 0 HR: 0	SF: 0 SAC: 1 DP: 1 HBP: 1	WP: 1 PB: 0 CS: 0	PA: 45			
PITCHER	IP	WLS	BF	H	R	ER	SO	BB	IBB	HBP	BLK	WP	HR	S	P	ERA	WHIP								
Craig Swan, R (1, 1) ERA: 3.15	6.0	L	26	6	3	3	4	1	0	0	0	0	0	33	37	4.50	1.167								
Wayne Twitchell, R (7, 1) ERA: 4.66	1.2		12	3	5	5	2	2	2	0	0	1	0	12	28	27.00	3.000								
Ed Glynn, L (8, 1) ERA: 0.82	0.1		2	0	0	0	2	0	0	1	0	0	0	1	2	0.00	0.000								
Neil Allen, R (9, 1) ERA: 6.82	1.0		5	1	0	0	1	0	1	0	0	0	0	6	10	0.00	1.000								

Batter	1	2	3	4	5	6	7	8	9	AB	R	H	RBI	BB	SO	LOB	BOTTOM								
Frank Taveras, R (1, 6) OBP: 0.296, SLG: 0.313	F8		F8			1B		F2		4	0	1	0	0	0	1	Pittsburgh Pirates @ New York Mets Shea Stadium, Flushing, NY Mon Jun 25 1979, 7:05 PM EDT Unknown								
Elliott Maddox, R (1, 8) OBP: 0.303, SLG: 0.276	6-3			1-3		F8		6-3		4	0	0	0	0	2										
Joel Youngblood, R (1, 9) OBP: 0.345, SLG: 0.469	F9			K						4	0	1	1	0	1	0									
Richie Hebner, L (1, 5) OBP: 0.380, SLG: 0.407		4-3		4-3		F8				4	0	0	0	0	1	2									
John Stearns, R (1, 2) OBP: 0.321, SLG: 0.338		K			1-3					4	0	1	0	0	1	0									
Willie Montanez, L (1, 3) OBP: 0.256, SLG: 0.281		L3			G3		K			3	0	0	0	0	1	1									
Steve Henderson, R (1, 7) OBP: 0.364, SLG: 0.370				4-3	E	1B		F8		3	0	1	0	0	0	1									
Doug Flynn, R (1, 4) OBP: 0.259, SLG: 0.326 Ed Glynn, R (8, 1) Neil Allen, R (9, 1)				F4				FC3-6 1B		3	0	0	0	0	2	0									
Craig Swan, R (1, 1) OBP: 0.140, SLG: 0.100 Gil Flores, R (6, PH) Wayne Twitchell, R (7, 1) Alex Trevino, R (8, 4) OBP: 0.431, SLG: 0.500				4-3				1B		1	1	1	0	0	0	0									
Inning Stats	R: 0 E: 0 K: 0 S: 3	H: 0 LOB: 0 BB: 0 P: 3	R: 0 E: 0 K: 1 S: 5	H: 0 LOB: 0 BB: 0 P: 5	R: 0 E: 1 K: 0 S: 4	H: 1 LOB: 1 BB: 0 P: 4	R: 0 E: 0 K: 1 S: 5	H: 0 LOB: 0 BB: 0 P: 5	R: 0 E: 0 K: 0 S: 3	H: 0 LOB: 0 BB: 0 P: 3	R: 1 E: 0 K: 0 S: 6	H: 3 LOB: 2 BB: 0 P: 6	R: 0 E: 0 K: 1 S: 6	H: 1 LOB: 1 BB: 0 P: 6	R: 0 E: 0 K: 0 S: 3	H: 0 LOB: 0 BB: 0 P: 3	R: 0 E: 0 K: 1 S: 5	H: 0 LOB: 0 BB: 0 P: 5	1B: 5 2B: 0 3B: 0 HR: 0	SF: 0 SAC: 0 DP: 0 HBP: 0	WP: 0 PB: 0 CS: 0	PA: 32			
PITCHER	IP	WLS	BF	H	R	ER	SO	BB	IBB	HBP	BLK	WP	HR	S	P	ERA	WHIP								
John Candelaria, L (1, 1) ERA: 3.66	9.0	W	32	5	1	1	4	0	0	0	0	0	0	40	40	1.00	0.556								



Batter	1	2	3	4	5	6	7	8	9	AB	R	H	RBI	BB	SO	LOB	TOP	
Omar Moreno, L OBP: 0.344, SLG: 0.404 (1, 8)										4	0	0	0	0	1	1		
Tim Foli, R OBP: 0.333, SLG: 0.347 (1, 6)										0	0	0	0	0	0	0		
Dave Parker, L OBP: 0.369, SLG: 0.539 (1, 9)										4	0	1	0	0	1	2		
Bill Robinson, R OBP: 0.316, SLG: 0.583 (1, 3)										4	0	1	0	0	0	2		
Lee Lacy, R OBP: 0.366, SLG: 0.494 (1, 7)										4	0	0	0	0	2	2		
Phil Garner, R OBP: 0.367, SLG: 0.445 (1, 4) (7, 5)										2	0	0	0	1	0	1		
Dale Berra, R OBP: 0.272, SLG: 0.283 Enrique Romo, R (7, 1)										3	0	1	0	0	1	1	AB 27	
Manny Sanguillen, R OBP: 0.308, SLG: 0.361 (1, 2)										3	0	0	0	0	0	2	R 0	
Jim Rooker, R OBP: 0.158, SLG: 0.158 Rennie Stennett, R OBP: 0.275, SLG: 0.281 (1, 1) (7, 4)										2	0	1	0	0	0	0	H 4	
Inning Stats	R: 0 E: 0 K: 1 S: 6	H: 1 LOB: 1 BB: 0 P: 6	R: 0 E: 0 K: 0 S: 3	H: 1 LOB: 1 BB: 1 P: 7	R: 0 E: 0 K: 1 S: 6	H: 1 LOB: 1 BB: 0 P: 6	R: 0 E: 0 K: 0 S: 3	H: 0 LOB: 0 BB: 0 P: 3	R: 0 E: 0 K: 2 S: 7	H: 0 LOB: 0 BB: 0 P: 7	R: 0 E: 0 K: 0 S: 3	H: 0 LOB: 0 BB: 0 P: 3	R: 0 E: 0 K: 0 S: 4	H: 1 LOB: 1 BB: 0 P: 4	1B: 5 2B: 0 3B: 0 HR: 0	SF: 0 SAC: 0 DP: 1 HBP: 0	WP: 0 PB: 0 SB: 0 CS: 0	PA: 32
PITCHER Pete Falcone, L ERA: 4.59 (1, 1)	IP: 9.0 WLS: W BF: 32 H: 5 R: 0 ER: 0 SO: 5 BB: 1 IBB: 0 HBP: 0 BLK: 0 WP: 0 HR: 0 S: 41 P: 45 ERA: 0.00 WHIP: 0.667											PITCHER	IP: 9.0 WLS: W BF: 32 H: 5 R: 0 ER: 0 SO: 5 BB: 1 IBB: 0 HBP: 0 BLK: 0 WP: 0 HR: 0 S: 41 P: 45 ERA: 0.00 WHIP: 0.667					

Pittsburgh Pirates @ New York Mets
Shea Stadium, Flushing, NY
Mon Jun 25 1979, 7:05 PM EDT
Att: 14,666 - Unknown

AB	27
R	0
H	4
RBI	0
BB	1
SO	5
LOB	11



Batter	1	2	3	4	5	6	7	8	9	AB	R	H	RBI	BB	SO	LOB	BOTTOM	
Joel Youngblood, R OBP: 0.344, SLG: 0.466 (1, 9) (8, 7)										4	0	1	0	0	1	2		
Frank Taveras, R OBP: 0.298, SLG: 0.316 (1, 6)										4	1	2	0	0	0	1		
Lee Mazzilli, S OBP: 0.425, SLG: 0.500 (1, 8)										3	1	2	2	1	0	1		
Richie Hebner, L OBP: 0.387, SLG: 0.419 (1, 5)										4	1	3	0	0	0	2		
John Stearns, R OBP: 0.322, SLG: 0.342 Willie Montanez, L OBP: 0.258, SLG: 0.281 (1, 3) (7, PH) (8, 3)										3	1	1	0	0	0	2		
Steve Henderson, R OBP: 0.382, SLG: 0.368 Elliott Maddox, R OBP: 0.303, SLG: 0.276 (1, 7) (8, 9)										4	0	1	2	0	1	4		
Alex Trevino, R OBP: 0.403, SLG: 0.464 (1, 2)										4	0	0	0	0	1	1	AB 34	
Doug Flynn, R OBP: 0.255, SLG: 0.321 (1, 4)										4	0	0	0	0	1	1	R 4	
Pete Falcone, L OBP: 0.280, SLG: 0.250 (1, 1)										4	0	2	0	0	1	0	H 12	
Inning Stats	R: 4 E: 0 K: 0 S: 8	H: 6 LOB: 1 BB: 0 P: 8	R: 0 E: 0 K: 0 S: 5	H: 2 LOB: 2 BB: 0 P: 5	R: 0 E: 0 K: 0 S: 3	H: 0 LOB: 0 BB: 0 P: 3	R: 0 E: 0 K: 0 S: 3	H: 0 LOB: 0 BB: 0 P: 3	R: 0 E: 0 K: 1 S: 6	H: 1 LOB: 1 BB: 0 P: 6	R: 0 E: 0 K: 1 S: 5	H: 1 LOB: 2 BB: 2 P: 13	R: 0 E: 0 K: 3 S: 9	H: 0 LOB: 0 BB: 0 P: 9	1B: 8 2B: 3 3B: 0 HR: 1	SF: 0 SAC: 0 DP: 0 HBP: 0	WP: 0 PB: 0 SB: 0 CS: 1	PA: 36
PITCHER Jim Rooker, L ERA: 2.73 Enrique Romo, R ERA: 2.53 (1, 1) (7, 1)	IP: 6.1 WLS: L BF: 30 H: 11 R: 4 ER: 4 SO: 1 BB: 1 IBB: 0 HBP: 0 BLK: 0 WP: 1 HR: 1 S: 31 P: 35 ERA: 5.68 WHIP: 1.895											PITCHER	IP: 1.2 WLS: L BF: 6 H: 1 R: 0 ER: 0 SO: 4 BB: 0 IBB: 1 HBP: 0 BLK: 0 WP: 0 HR: 0 S: 13 P: 17 ERA: 0.00 WHIP: 0.600					

Pittsburgh Pirates @ New York Mets
Shea Stadium, Flushing, NY
Mon Jun 25 1979, 7:05 PM EDT
Att: 14,666 - Unknown

AB	34
R	4
H	12
RBI	4
BB	2
SO	5
LOB	14



Batter	1	2	3	4	5	6	7	8	9	AB	R	H	RBI	BB	SO	LOB	TOP										
Omar Moreno, L (1,8) OBP: 0.343, SLG: 0.401										4	0	1	0	0	1	0	Pittsburgh Pirates @ New York Mets Shea Stadium, Flushing, NY Tue Jun 26 1979, 7:05 PM EDT Att: 11,903 - Unknown										
Tim Foli, R (1,6) OBP: 0.336, SLG: 0.343										0	1	0	0	0	0	0											
Dave Parker, L (1,9) OBP: 0.367, SLG: 0.533										3	0	0	0	1	0	2											
John Milner, L (1,3) OBP: 0.355, SLG: 0.475										4	0	1	1	0	1	3											
Bill Robinson, R (1,7) OBP: 0.315, SLG: 0.591										4	1	1	1	0	1	1											
Ed Ott, L (1,2) OBP: 0.273, SLG: 0.378										4	0	0	0	0	0	0											
Phil Garner, R (1,5) OBP: 0.362, SLG: 0.437										4	0	0	0	0	0	0											
Rennie Stennett, R (1,4) OBP: 0.280, SLG: 0.286										3	0	2	0	0	0	0											
Bert Blyleven, R (1,1) OBP: 0.162, SLG: 0.189 Grant Jackson, S (9,1)										3	0	0	0	0	1	2											
										0	0	0	0	0	0	0											
Inning Stats	R: 1 E: 0 K: 2 S: 8	H: 1 LOB: 1 BB: 1 P: 12	R: 0 E: 0 K: 0 S: 4	H: 1 LOB: 1 BB: 0 P: 4	R: 0 E: 0 K: 1 S: 5	H: 0 LOB: 0 BB: 0 P: 5	R: 0 E: 0 K: 0 S: 3	H: 0 LOB: 0 BB: 0 P: 3	R: 0 E: 0 K: 1 S: 5	H: 0 LOB: 0 BB: 0 P: 5	R: 1 E: 0 K: 1 S: 6	H: 1 LOB: 0 BB: 0 P: 6	R: 0 E: 1 K: 0 S: 5	H: 2 LOB: 3 BB: 1 P: 9	R: 0 E: 0 K: 0 S: 3	H: 0 LOB: 0 BB: 0 P: 3	1B: 3 2B: 0 3B: 1 HR: 1	SF: 0 SAC: 0 DP: 1 HBP: 1	WP: 0 PB: 0 SB: 0 CS: 0	PA: 34							
PITCHER	IP	WLS	BF	H	R	ER	SO	BB	IBB	HBP	BLK	WP	HR	S	P	ERA	WHIP										
Tom Hausman, R (1,1) ERA: 3.44	7.1	L	27	4	2	2	5	1	0	1	0	0	1	35	40	2.46	0.682										
Ed Glynn, L (8,1) ERA: 0.77	0.2		4	1	0	0	0	0	1	0	0	0	0	3	7	0.00	1.500										
Dale Murray, R (9,1) ERA: 2.96	1.0		3	0	0	0	0	0	0	0	0	0	0	3	3	0.00	0.000										

Batter	1	2	3	4	5	6	7	8	9	AB	R	H	RBI	BB	SO	LOB	BOTTOM										
Joel Youngblood, R (1,9) OBP: 0.338, SLG: 0.458										4	0	0	0	0	2	1	Pittsburgh Pirates @ New York Mets Shea Stadium, Flushing, NY Tue Jun 26 1979, 7:05 PM EDT Att: 11,903 - Unknown										
Frank Taveras, R (1,6) OBP: 0.298, SLG: 0.315										4	0	1	0	0	0	0											
Lee Mazzilli, S (1,8) OBP: 0.426, SLG: 0.496										2	0	0	0	2	1	1											
Richie Hebner, L (1,5) OBP: 0.380, SLG: 0.411										4	0	0	0	0	1	2											
Willie Montanez, L (1,3) OBP: 0.259, SLG: 0.282										3	1	1	0	0	1	0											
John Stearns, R (1,2) OBP: 0.322, SLG: 0.347										3	0	1	1	0	0	0											
Steve Henderson, R (1,7) OBP: 0.366, SLG: 0.369										2	0	1	0	0	1	1											
Doug Flynn, R (1,4) OBP: 0.253, SLG: 0.318										2	0	0	0	0	1	2											
Tom Hausman, R (1,1) OBP: 0.143, SLG: 0.143 Ed Glynn, R (8,1) Elliott Maddox, R (8,PH) Dale Murray, R (9,1)										2	0	0	0	0	1	1											
										0	0	0	0	0	0	0											
										1	0	0	0	0	0	2											
										0	0	0	0	0	0	0											
Inning Stats	R: 0 E: 0 K: 1 S: 5	H: 0 LOB: 1 BB: 1 P: 9	R: 1 E: 0 K: 3 S: 11	H: 2 LOB: 1 BB: 0 P: 11	R: 0 E: 0 K: 1 S: 5	H: 0 LOB: 0 BB: 0 P: 5	R: 0 E: 0 K: 0 S: 3	H: 0 LOB: 0 BB: 0 P: 3	R: 0 E: 0 K: 2 S: 7	H: 1 LOB: 0 BB: 0 P: 7	R: 0 E: 0 K: 1 S: 5	H: 0 LOB: 0 BB: 0 P: 5	R: 0 E: 0 K: 0 S: 4	H: 1 LOB: 1 BB: 0 P: 4	R: 0 E: 0 K: 0 S: 2	H: 0 LOB: 0 BB: 1 P: 6	1B: 3 2B: 1 3B: 0 HR: 0	SF: 0 SAC: 1 DP: 3 HBP: 1	WP: 1 PB: 0 SB: 0 CS: 1	PA: 31							
PITCHER	IP	WLS	BF	H	R	ER	SO	BB	IBB	HBP	BLK	WP	HR	S	P	ERA	WHIP										
Bert Blyleven, R (1,1) ERA: 3.77	8.0	W	28	4	1	1	8	1	0	1	0	0	0	42	47	1.12	0.625										
Grant Jackson, L (9,1) ERA: 2.6	1.0	S	3	0	0	0	0	1	0	0	0	0	0	2	6	0.00	1.000										



Batter	1	2	3	4	5	6	7	8	9	AB	R	H	RBI	BB	SO	LOB	TOP					
Joel Youngblood, R OBP: 0.349, SLG: 0.469 (1, 9)										5	2	4	2	1	0	1						
Frank Taveras, R OBP: 0.295, SLG: 0.312 (1, 6)										3	0	0	0	0	1	3						
Ed Kraneppol, L OBP: 0.238, SLG: 0.270 (7, PH)										1	0	0	0	0	1	1						
Sergio Ferrer, S (7, 6)										0	0	0	0	0	0	0						
Elliott Maddox, R OBP: 0.304, SLG: 0.279 (8, PH)										2	1	1	1	0	1	3						
(8, 9)										5	1	2	1	1	0	3						
Lee Mazzilli, S OBP: 0.427, SLG: 0.494 (1, 8)										5	1	2	1	1	0	3						
Richie Hebner, L OBP: 0.387, SLG: 0.410 (1, 5)										3	1	1	2	3	0	1						
John Stearns, R OBP: 0.318, SLG: 0.351 (1, 2)										6	0	1	2	0	0	6						
Willie Montanez, L OBP: 0.282, SLG: 0.300 (1, 3)										5	2	2	1	0	0	1						
Steve Henderson, R OBP: 0.374, SLG: 0.386 (1, 7)										3	2	2	1	2	0	1						
Doug Flynn, R OBP: 0.256, SLG: 0.324 (1, 4)										5	2	2	0	0	1	3						
Dock Ellis, S OBP: 0.292, SLG: 0.326 (7, PH)										2	0	0	0	0	0	2						
Bruce Boisclair, L OBP: 0.256, SLG: 0.326 (7, 1)										0	0	0	0	0	0	0						
Ed Glynn, R OBP: 0.267, SLG: 0.297 (8, PH)										0	1	0	0	0	0	0						
Ron Hodges, L OBP: 0.241, SLG: 0.277 (8, 1)										0	0	0	0	0	0	0						
Dale Murray, R OBP: 0.241, SLG: 0.277 (8, 1)										0	0	0	0	0	0	0						
Gil Flores, R OBP: 0.241, SLG: 0.277 (8, 1)										0	0	0	0	0	0	0						
Wayne Twitchell, R OBP: 0.241, SLG: 0.277 (8, 1)										0	0	0	0	0	0	0						
Inning Stats	R: 2 E: 0 K: 1 S: 6	H: 2 LOB: 1 BB: 2 P: 14	R: 1 E: 0 K: 0 S: 5	H: 2 LOB: 1 BB: 5	R: 0 E: 0 K: 0 S: 3	H: 0 LOB: 0 BB: 0 P: 3	R: 0 E: 0 K: 1 S: 5	H: 0 LOB: 1 BB: 1 P: 9	R: 0 E: 0 K: 0 S: 4	H: 1 LOB: 1 BB: 0 P: 4	R: 0 E: 0 K: 0 S: 3	H: 0 LOB: 1 BB: 1 P: 7	R: 1 E: 1 K: 1 S: 6	H: 1 LOB: 2 BB: 2 P: 14	R: 3 E: 2 K: 1 S: 9	H: 4 LOB: 3 BB: 2 P: 17	R: 5 E: 0 K: 0 S: 8	H: 5 LOB: 1 BB: 1 P: 12	1B: 9 2B: 3 3B: 1 HR: 2	SF: 0 SAC: 1 DP: 0 HBP: 0	WP: 1 PB: 1 SB: 1 CS: 0	PA: 50
PITCHER	IP	WLS	BF	H	R	ER	SO	BB	IBB	HBP	BLK	WP	HR	S	P	ERA	WHIP					
Ed Whitson, R ERA: 4.37 (1, 1)	6.0		26	5	3	3	2	4	0	0	1	1	0	26	42	4.50	1.500					
Enrique Romo, R ERA: 2.69 (7, 1)	1.0		7	2	2	1	1	1	1	0	0	0	0	7	15	9.00	3.000					
Kent Tekulve, R ERA: 4.15 (8, 1)	1.0		8	3	2	1	1	0	2	0	0	0	0	8	16	9.00	3.000					
Grant Jackson, L ERA: 3.53 (9, 1)	1.0	L	9	5	5	4	0	0	1	0	0	0	2	8	12	36.00	5.000					

New York Mets @ Pittsburgh Pirates
Three Rivers Stadium, Pittsburgh, PA
Wed Jun 27 1979, 7:05 PM EDT
Att: 13,168 - Unknown

AB	40
R	12
H	15
RBI	10
BB	9
SO	4
LOB	25



Batter	1	2	3	4	5	6	7	8	9	AB	R	H	RBI	BB	SO	LOB	BOTTOM				
Omar Moreno, L OBP: 0.349, SLG: 0.403 (1, 8)										4	1	2	1	2	0	0					
Tim Foli, R OBP: 0.336, SLG: 0.349 (1, 6)										5	0	2	2	0	0	3					
Dave Parker, L OBP: 0.368, SLG: 0.529 (1, 9)										4	0	1	0	1	1	2					
John Milner, L OBP: 0.356, SLG: 0.467 (1, 3)										4	2	1	0	1	1	2					
Mike Easter, L OBP: 0.517, SLG: 0.667 (1, 7)										2	1	1	1	2	0	1					
Bill Robinson, R OBP: 0.313, SLG: 0.588 (8, 7)										1	0	0	0	0	0	2					
Ed Ott, L OBP: 0.271, SLG: 0.391 (1, 2)										5	1	1	2	0	1	8					
Phil Garner, R OBP: 0.366, SLG: 0.441 (1, 5)										5	0	3	1	0	0	2					
Rennie Stennett, R OBP: 0.283, SLG: 0.289 (1, 4)										5	1	2	1	0	1	1					
Ed Whitson, R OBP: 0.303, SLG: 0.400 (5, PH)										2	0	0	0	0	1	4					
Lee Lacy, R OBP: 0.256, SLG: 0.326 (7, 1)										1	0	0	0	0	0	1					
Enrique Romo, R OBP: 0.267, SLG: 0.297 (8, 1)										0	0	0	0	0	0	0					
Kent Tekulve, R OBP: 0.241, SLG: 0.277 (8, PH)										0	0	0	0	0	0	0					
Willie Stargel, L OBP: 0.241, SLG: 0.277 (8, PH)										0	0	0	0	0	0	0					
Matt Alexander, S OBP: 0.241, SLG: 0.277 (8, PH)										0	1	0	0	0	0	0					
Grant Jackson, S OBP: 0.241, SLG: 0.277 (8, 1)										0	0	0	0	0	0	0					
Manny Sanguillen, R OBP: 0.241, SLG: 0.277 (8, PH)										1	0	0	0	0	0	0					
Inning Stats	R: 0 E: 0 K: 0 S: 3	H: 0 LOB: 0 BB: 0 P: 3	R: 0 E: 0 K: 1 S: 4	H: 0 LOB: 0 BB: 1 P: 8	R: 1 E: 0 K: 0 S: 5	H: 2 LOB: 2 BB: 1 P: 9	R: 1 E: 1 K: 1 S: 8	H: 2 LOB: 2 BB: 0 P: 8	R: 1 E: 0 K: 1 S: 6	H: 1 LOB: 2 BB: 1 P: 10	R: 2 E: 0 K: 1 S: 6	H: 1 LOB: 0 BB: 1 P: 10	R: 4 E: 1 K: 0 S: 6	H: 3 LOB: 2 BB: 3 P: 18	R: 0 E: 0 K: 1 S: 6	H: 1 LOB: 1 BB: 0 P: 6	1B: 11 2B: 1 3B: 0 HR: 1	SF: 1 SAC: 0 DP: 1 HBP: 0	WP: 0 PB: 0 SB: 4 CS: 0	PA: 47	
PITCHER	IP	WLS	BF	H	R	ER	SO	BB	IBB	HBP	BLK	WP	HR	S	P	ERA	WHIP				
Dock Ellis, R ERA: 5.37 (1, 1)	6.0		29	8	3	2	4	2	1	0	0	0	0	34	46	3.00	1.667				
Ed Glynn, L ERA: 2.13 (7, 1)	1.0		5	1	2	2	1	1	0	0	0	0	1	6	10	18.00	2.000				
Dale Murray, R ERA: 3.23 (8, 1)	1.0		9	3	4	2	0	1	2	0	0	0	0	6	18	18.00	4.000				
Wayne Twitchell, R ERA: 4.54 (9, 1)	1.0	W	4	1	0	0	1	0	0	0	0	0	0	6	6	0.00	1.000				

New York Mets @ Pittsburgh Pirates
Three Rivers Stadium, Pittsburgh, PA
Wed Jun 27 1979, 7:05 PM EDT
Att: 13,168 - Unknown

AB	39
R	7
H	13
RBI	8
BB	7
SO	6
LOB	26



Batter	1	2	3	4	5	6	7	8	9	AB	R	H	RBI	BB	SO	LOB	TOP			
Joel Youngblood, R OBP: 0.358, SLG: 0.469 (1, 9)										2	1	1	0	2	0	0				
Frank Taveras, R OBP: 0.293, SLG: 0.310 (1, 6)										5	1	1	0	0	1	6				
Lee Mazzilli, S OBP: 0.430, SLG: 0.492 (1, 8)										3	0	1	0	2	0	2				
Richie Hebner, L OBP: 0.391, SLG: 0.416 (1, 5)										4	0	2	1	1	0	2				
John Stearns, R OBP: 0.320, SLG: 0.364 (1, 2)										5	1	2	1	0	0	4				
Willie Montanez, L OBP: 0.282, SLG: 0.299 (1, 3)										4	0	1	0	0	1	4				
Steve Henderson, R Ed Glynn, R (1, 7)										4	0	1	0	0	0	1				
Doug Flynn, R OBP: 0.253, SLG: 0.320 (1, 4)										3	0	0	0	0	1	0				
Kevin Kobel, R Neil Allen, R Elliott Maddox, R (1, 1)										2	0	2	0	0	0	0				
Inning Stats	R: 2 E: 0 K: 1 S: 8	H: 3 LOB: 1 BB: 0 P: 8	R: 0 E: 0 K: 1 S: 6	H: 1 LOB: 2 BB: 0 P: 7	R: 0 E: 0 K: 0 S: 4	H: 2 LOB: 1 BB: 0 P: 4	R: 0 E: 0 K: 0 S: 4	H: 1 LOB: 2 BB: 1 P: 8	R: 0 E: 0 K: 2 S: 3	H: 0 LOB: 1 BB: 1 P: 7	R: 0 E: 0 K: 0 S: 3	H: 0 LOB: 0 BB: 0 P: 3	R: 0 E: 0 K: 0 S: 3	H: 1 LOB: 1 BB: 1 P: 7	1B: 9 2B: 2 3B: 0 HR: 1	SF: 0 SAC: 1 DP: 2 HBP: 1	WP: 1 PB: 0 SB: 1 CS: 1	PA: 41		
PITCHER	IP WLS BF H R ER SO BB IBB HBP BLK WP HR S P ERA WHIP	IP WLS BF H R ER SO BB IBB HBP BLK WP HR S P ERA WHIP	IP WLS BF H R ER SO BB IBB HBP BLK WP HR S P ERA WHIP	IP WLS BF H R ER SO BB IBB HBP BLK WP HR S P ERA WHIP	IP WLS BF H R ER SO BB IBB HBP BLK WP HR S P ERA WHIP	IP WLS BF H R ER SO BB IBB HBP BLK WP HR S P ERA WHIP	IP WLS BF H R ER SO BB IBB HBP BLK WP HR S P ERA WHIP	IP WLS BF H R ER SO BB IBB HBP BLK WP HR S P ERA WHIP	IP WLS BF H R ER SO BB IBB HBP BLK WP HR S P ERA WHIP	IP WLS BF H R ER SO BB IBB HBP BLK WP HR S P ERA WHIP	IP WLS BF H R ER SO BB IBB HBP BLK WP HR S P ERA WHIP	IP WLS BF H R ER SO BB IBB HBP BLK WP HR S P ERA WHIP	IP WLS BF H R ER SO BB IBB HBP BLK WP HR S P ERA WHIP	IP WLS BF H R ER SO BB IBB HBP BLK WP HR S P ERA WHIP	IP WLS BF H R ER SO BB IBB HBP BLK WP HR S P ERA WHIP	IP WLS BF H R ER SO BB IBB HBP BLK WP HR S P ERA WHIP	IP WLS BF H R ER SO BB IBB HBP BLK WP HR S P ERA WHIP	IP WLS BF H R ER SO BB IBB HBP BLK WP HR S P ERA WHIP	IP WLS BF H R ER SO BB IBB HBP BLK WP HR S P ERA WHIP	
Jim Bibby, R ERA: 3.18 Enrique Romo, R ERA: 2.66 Kent Tekulve, R ERA: 4.0	6.2 L 1 0 0 0 4 4 0 1 0 1 1 36 53 4.05 2.100	0.1 1 0 0 0 0 0 0 0 0 0 0 0 1 1 0.00 0.000	2.0 7 1 0 0 0 0 0 1 0 0 0 0 6 10 0.00 0.500																	

New York Mets @ Pittsburgh Pirates
Three Rivers Stadium, Pittsburgh, PA
Thu Jun 28 1979, 7:05 PM EDT
Att: 10,137 - Unknown

AB 34
R 3
H 11
RBI 2
BB 5
SO 4
LOB 20



Batter	1	2	3	4	5	6	7	8	9	AB	R	H	RBI	BB	SO	LOB	BOTTOM						
Omar Moreno, L OBP: 0.345, SLG: 0.397 (1, 8)										4	0	0	0	0	0	2							
Tim Foli, R OBP: 0.343, SLG: 0.362 (1, 6)										4	0	3	0	0	0	0							
Dave Parker, L OBP: 0.366, SLG: 0.523 (1, 9)										3	0	0	0	1	1	2							
Bill Robinson, R OBP: 0.321, SLG: 0.606 (7, 7)										4	1	3	1	0	0	0							
Lee Lacy, R John Milner, L (6, PH)										2	0	0	0	0	1	2							
Phil Garner, R Matt Alexander, S (8, FR)										4	0	2	0	0	0	1							
Rennie Stennett, R OBP: 0.283, SLG: 0.288 (1, 4)										4	0	1	0	0	0	2							
Steve Nicosia, R Ed Ott, L (7, PH)										2	0	0	0	0	1	0							
Jim Bibby, R Enrique Romo, R Willie Stargell, L Kent Tekulve, R										2	0	0	0	0	1	0							
Inning Stats	R: 0 E: 0 K: 1 S: 7	H: 2 LOB: 2 BB: 0 P: 7	R: 0 E: 0 K: 0 S: 3	H: 0 LOB: 0 BB: 0 P: 3	R: 0 E: 0 K: 0 S: 3	H: 1 LOB: 1 BB: 1 P: 7	R: 1 E: 0 K: 0 S: 4	H: 2 LOB: 0 BB: 0 P: 4	R: 0 E: 0 K: 2 S: 7	H: 0 LOB: 0 BB: 0 P: 7	R: 0 E: 0 K: 1 S: 5	H: 2 LOB: 0 BB: 0 P: 5	R: 1 E: 0 K: 1 S: 7	H: 2 LOB: 2 BB: 1 P: 11	R: 0 E: 0 K: 0 S: 3	H: 0 LOB: 0 BB: 0 P: 3	R: 0 E: 0 K: 1 S: 6	H: 1 LOB: 1 BB: 0 P: 6	1B: 8 2B: 1 3B: 0 HR: 1	SF: 0 SAC: 0 DP: 0 HBP: 0	WP: 0 PB: 0 SB: 3 CS: 2	PA: 38	
PITCHER	IP WLS BF H R ER SO BB IBB HBP BLK WP HR S P ERA WHIP	IP WLS BF H R ER SO BB IBB HBP BLK WP HR S P ERA WHIP	IP WLS BF H R ER SO BB IBB HBP BLK WP HR S P ERA WHIP	IP WLS BF H R ER SO BB IBB HBP BLK WP HR S P ERA WHIP	IP WLS BF H R ER SO BB IBB HBP BLK WP HR S P ERA WHIP	IP WLS BF H R ER SO BB IBB HBP BLK WP HR S P ERA WHIP	IP WLS BF H R ER SO BB IBB HBP BLK WP HR S P ERA WHIP	IP WLS BF H R ER SO BB IBB HBP BLK WP HR S P ERA WHIP	IP WLS BF H R ER SO BB IBB HBP BLK WP HR S P ERA WHIP	IP WLS BF H R ER SO BB IBB HBP BLK WP HR S P ERA WHIP	IP WLS BF H R ER SO BB IBB HBP BLK WP HR S P ERA WHIP	IP WLS BF H R ER SO BB IBB HBP BLK WP HR S P ERA WHIP	IP WLS BF H R ER SO BB IBB HBP BLK WP HR S P ERA WHIP	IP WLS BF H R ER SO BB IBB HBP BLK WP HR S P ERA WHIP	IP WLS BF H R ER SO BB IBB HBP BLK WP HR S P ERA WHIP	IP WLS BF H R ER SO BB IBB HBP BLK WP HR S P ERA WHIP	IP WLS BF H R ER SO BB IBB HBP BLK WP HR S P ERA WHIP	IP WLS BF H R ER SO BB IBB HBP BLK WP HR S P ERA WHIP	IP WLS BF H R ER SO BB IBB HBP BLK WP HR S P ERA WHIP				
Kevin Kobel, L Neil Allen, R Ed Glynn, L	3.1 W 2.2	15 10 10	5 3 2	1 1 0	1 1 0	1 1 0	3 3 2	1 1 0	0 0 0	0 0 0	0 0 0	0 0 0	0 0 0	0 0 0	0 0 0	0 0 0							

New York Mets @ Pittsburgh Pirates
Three Rivers Stadium, Pittsburgh, PA
Thu Jun 28 1979, 7:05 PM EDT
Att: 10,137 - Unknown

AB 33
R 2
H 10
RBI 2
BB 2
SO 6
LOB 12



Batter	1	2	3	4	5	6	7	8	9	10	11	AB	R	H	RBI	BB	SO	LOB	TOP								
Joel Youngblood, R OBP: 0.378, SLG: 0.478 (1.9)	4-3		SF8 1B		K		L9		F8		HR	6	1	2	2	0	1	0									
Frank Taveras, R OBP: 0.303, SLG: 0.318 (1.6)	F8 BB 1B		1-2 2-3 1B		S 1B		6-3		S BB		HR	5	1	4	0	1	0	0									
Lee Mazzilli, S OBP: 0.435, SLG: 0.517 (1.8)	CS BB		SF8		4-3				HR		HR	3	2	2	4	2	0	1									
Richie Hebner, L OBP: 0.394, SLG: 0.413 Dale Murray, R Ed Glynn, R (1.5)	F8		K						BB		HR	4	2	1	0	2	1	6									
John Stearns, R OBP: 0.327, SLG: 0.372 (1.2)	CS		G6-4-3 1B		1-6-3 1B		1B 1B		BB		BB	6	0	4	0	0	0	1									
Willie Montanez, L OBP: 0.260, SLG: 0.296 (1.3)			G6-4-3 1-2		1-6-3		G1		K		6-3	6	1	1	0	0	1	6									
Sieve Henderson, R OBP: 0.371, SLG: 0.390 (1.7)			K		K				K		F3	6	0	2	3	0	3	3									
Doug Flynn, R OBP: 0.247, SLG: 0.312 (1.4)			B2-3		F5-3		F4-3		FC6-4			6	0	0	0	0	0	6									
Craig Swan, R OBP: 0.310, SLG: 0.319 Bruce Sutter, L Andy Hassler, L Ron Hodges, L Wayne Twitchell, L Ed Kranepool Sergio Ferrer, S (1.1)			1B SF8 1B		K		6-3		K		HR	2	1	1	0	0	1	0									
Inning Stats	R: 0 E: 0 K: 0 S: 3	H: 1 LOB: 1 BB: 1 P: 7	R: 0 E: 0 K: 1 S: 5	H: 1 LOB: 0 BB: 0 P: 5	R: 1 E: 0 K: 1 S: 8	H: 3 LOB: 2 BB: 0 P: 8	R: 0 E: 0 K: 2 S: 8	H: 1 LOB: 1 BB: 0 P: 6	R: 1 E: 0 K: 1 S: 5	H: 3 LOB: 1 BB: 0 P: 5	R: 0 E: 0 K: 0 S: 3	H: 0 LOB: 0 BB: 0 P: 3	R: 1 E: 0 K: 2 S: 9	H: 2 LOB: 2 BB: 1 P: 13	R: 0 E: 0 K: 1 S: 5	H: 0 LOB: 2 BB: 2 P: 13	R: 0 E: 0 K: 0 S: 3	H: 0 LOB: 0 BB: 0 P: 3	R: 6 E: 0 K: 0 S: 8	H: 5 LOB: 2 BB: 1 P: 13	1B: 13 2B: 0 3B: 1 HR: 3	SF: 1 SAC: 0 DP: 1 HBP: 1	WP: 0 PB: 0 SB: 2 CS: 1	PA: 54			
PITCHER	IP ERA WLS BF H R ER SO BB IBB HBP BLK WP HR S P ERA WHIP	7.0 4.04 2.0 9 1 0 0 3 2 0 0 0 0 0 13 21 0.00 1.500	1.1 L 9 3 5 5 0 1 0 1 0 0 2 7 12 33.75 3.000	1.1 4 2 1 1 0 0 0 0 0 0 0 0 4 4 13.50 3.000																							

New York Mets @ Chicago Cubs
Wrigley Field, Chicago, IL
Sat Jun 30 1979, 3:33 AM CDT
Att: 28,394 - Unknown

AB 46
R 9
H 17
RBI 9
BB 5
SO 8
LOB 23




Batter	1	2	3	4	5	6	7	8	9	10	11	AB	R	H	RBI	BB	SO	LOB	BOTTOM								
Ivan De Jesus, R OBP: 0.334, SLG: 0.347 (1.6)	K		L9		F9		F8		F4		1B HR BB 1B	6	1	1	0	0	1	2									
Scot Thompson, L OBP: 0.361, SLG: 0.385 (1.9)	F8		K		G3		1B 1B		S BB		HR BB	4	1	1	0	2	1	2									
Bill Buckner, L OBP: 0.322, SLG: 0.471 (1.3)	F6				F9		F9		1B		HR 1B	5	1	2	1	1	0	1									
Dave Kingman, R OBP: 0.299, SLG: 0.369 Sam Mize, R Larry Billtrier, R Dick Tidrow, R Donnie Moore, R Mike Tate, L (1.7)			SF8 3B		HR		6-3		F4		F4-3	4	2	2	1	0	0	2									
Jerry Martin, R OBP: 0.353, SLG: 0.512 (1.8)			CS BB		F6		BB 1B		F3		K	5	1	1	0	1	1	2									
Steve Ontiveros, S OBP: 0.372, SLG: 0.370 (1.5)			SF8		1B BB		1B BB		F4		L9	3	0	0	1	2	0	0									
Barry Foote, R OBP: 0.295, SLG: 0.386 (1.2)			F6		1B		F7		F4		F8	5	0	1	0	0	0	3									
Ted Sizemore, R OBP: 0.349, SLG: 0.336 (1.4)					K		K		F9		6-3	5	0	2	1	0	1	2									
Rick Reuschel, R OBP: 0.161, SLG: 0.143 Bruce Sutter, R Ken Henderson, S (1.1)			K				1-2 2-H		K		BB 1B 1B	3	0	1	0	0	2	3									
Inning Stats	R: 0 E: 0 K: 1 S: 5	H: 0 LOB: 0 BB: 0 P: 5	R: 1 E: 0 K: 0 S: 3	H: 1 LOB: 0 BB: 1 P: 7	R: 0 E: 0 K: 2 S: 8	H: 1 LOB: 1 BB: 0 P: 8	R: 1 E: 0 K: 1 S: 7	H: 2 LOB: 2 BB: 1 P: 11	R: 0 E: 0 K: 0 S: 4	H: 2 LOB: 2 BB: 0 P: 4	R: 1 E: 0 K: 1 S: 7	H: 2 LOB: 2 BB: 1 P: 11	R: 0 E: 0 K: 0 S: 3	H: 0 LOB: 0 BB: 0 P: 3	R: 0 E: 0 K: 1 S: 5	H: 0 LOB: 2 BB: 2 P: 13	R: 0 E: 0 K: 1 S: 5	H: 0 LOB: 0 BB: 0 P: 5	R: 5 E: 0 K: 0 S: 7	H: 4 LOB: 0 BB: 1 P: 11	1B: 9 2B: 0 3B: 2 HR: 2	SF: 1 SAC: 0 DP: 0 HBP: 0	WP: 0 PB: 0 SB: 1 CS: 1	PA: 51			
PITCHER	IP ERA WLS BF H R ER SO BB IBB HBP BLK WP HR S P ERA WHIP	6.0 3.22 2.0 8 2 0 0 5 0 0 0 0 0 0 10 18 0.00 0.500	2.0 W 8 0 0 0 2 1 1 0 0 0 0 1 5 9 135.00 15.000	0.1 6 4 5 5 0 1 0 0 0 0 1 5 9 135.00 15.000	0.2 S 2 0 0 0 0 0 0 0 0 0 0 2 2 0.00 0.000																						

New York Mets @ Chicago Cubs
Wrigley Field, Chicago, IL
Sat Jun 30 1979, 3:33 AM CDT
Att: 28,394 - Unknown

AB 44
R 8
H 13
RBI 8
BB 6
SO 7
LOB 19



Batter	1	2	3	4	5	6	7	8	9	AB	R	H	RBI	BB	SO	LOB	TOP			
Joel Youngblood, R OBP: 0.360, SLG: 0.473	0-0 S 1B		0-0 F5		0-3 K			0-0 6-3		4	1	1	0	0	1	2	New York Mets @ Chicago Cubs Wrigley Field, Chicago, IL Sun Jul 01 1979, 3:38 AM CDT Att: 36,609 - Sunny - 70 F			
Frank Taveras, R OBP: 0.298, SLG: 0.312	0-0 P4 1-2		0-0 F9		0-3 K			0-0 6-3		4	0	0	0	0	1	3				
Lee Mazzilli, S OBP: 0.432, SLG: 0.513	0-3 K			0-0 FC6-4 1B		0-0 B1		0-0 SF9 2B		4	1	2	0	0	1	1				
Richie Hebner, L OBP: 0.393, SLG: 0.406	4-0 1B BB			0-0 F7		0-3 K		0-0 F9 2-3		3	0	0	0	1	1	2				
Willie Montanez, L OBP: 0.259, SLG: 0.296	0-0 1-3 2-H 1B			0-3 K		0-0 F8		0-0 SF9		3	0	1	2	0	1	1				
Steve Henderson, R OBP: 0.371, SLG: 0.385		0-0 G6-4-3 1B		0-0 FC6-4 1-2			0-0 6-3		0-0 5-3		4	0	1	0	0	1				
Alex Trevino, R OBP: 0.400, SLG: 0.475		0-0 G6-4-3 1-2			0-0 1B 2B		0-0 F9			3	0	1	0	0	0	1				
Doug Flynn, R OBP: 0.252, SLG: 0.316		0-0 F5-3			0-0 2-3 1B		0-0 F7			3	0	1	0	0	0	0				
Pete Falcone, L (1, 1) Neil Allen, R (2, 1) Ed Kranepool, L (5, PH) Dale Murray, R (5, 1) Bruce Bozclair, L (8, PH) Ed Glynn, R (8, 1)			0-3 K		0-3 K			0-0 6-3		0	0	0	0	0	0	0				
Inning Stats	R: 1 E: 0 K: 1 S: 6	H: 2 LOB: 2 BB: 1 P: 10	R: 0 E: 0 K: 0 S: 3	H: 1 LOB: 0 BB: 0 P: 3	R: 0 E: 0 K: 1 S: 5	H: 0 LOB: 0 BB: 0 P: 5	R: 0 E: 0 K: 1 S: 6	H: 1 LOB: 1 BB: 0 P: 6	R: 0 E: 0 K: 3 S: 11	H: 2 LOB: 2 BB: 0 P: 11	R: 0 E: 0 K: 0 S: 5	H: 0 LOB: 0 BB: 0 P: 5	R: 0 E: 0 K: 0 S: 3	H: 0 LOB: 0 BB: 0 P: 3	R: 1 E: 0 K: 0 S: 4	H: 1 LOB: 0 BB: 0 P: 4	1B: 5 2B: 2 3B: 0 HR: 0	SF: 1 SAC: 0 DP: 1 HBP: 0	WP: 0 PB: 0 SB: 1 CS: 0	PA: 33
PITCHER Lynn McGlothen, R ERA: 4.3	IP: 9.0 WLS: W BF: 33 H: 7 R: 2 ER: 2 SO: 7 BB: 1 IBB: 0 HBP: 0 BLK: 0 WP: 0 HR: 0 S: 46 P: 50 ERA: 2.00 WHIP: 0.889															PITCHER				

Batter	1	2	3	4	5	6	7	8	9	AB	R	H	RBI	BB	SO	LOB	BOTTOM			
Ivan De Jesus, R OBP: 0.338, SLG: 0.346	4-0 S 3B BB	0-0 WP HR 1-3 2-H 2B		0-0 F4-3			0-0 F9			3	2	1	1	1	0	0	New York Mets @ Chicago Cubs Wrigley Field, Chicago, IL Sun Jul 01 1979, 3:38 AM CDT Att: 36,609 - Sunny - 70 F			
Ted Sizemore, R OBP: 0.349, SLG: 0.342	0-0 F2 1-2	0-0 6-3 2-3 3-H 0-0			0-0 F8 2B		0-0 6-3			4	0	1	0	0	0	2				
Bill Buckner, L OBP: 0.325, SLG: 0.485	0-0 SF7 2-H 3B	0-0 HR 3-H			0-0 F8 2-3		0-0 5-3			4	2	2	3	0	0	1				
Dave Kingman, R OBP: 0.378, SLG: 0.671	0-0 SF7 3-H	0-3 K			0-3 K		0-3 K			3	0	0	1	0	3	1				
Sam Mejias, R OBP: 0.333, SLG: 0.200										0	0	0	0	0	0	0				
Jerry Martin, R OBP: 0.355, SLG: 0.512	0-0 F9 3-H		0-0 L7		0-0 6-3			0-0 2B		4	0	1	0	0	0	1				
Mike Vail, R OBP: 0.400, SLG: 0.609		0-0 1B 2B	0-3 K			0-0 F8		0-3 K		4	1	1	0	0	2	1				
Steve Ontiveros, S OBP: 0.371, SLG: 0.369		0-0 2B 1B	0-3 K			0-0 5-3		0-0 F7		4	1	1	1	0	1	1				
Barry Foote, R OBP: 0.293, SLG: 0.393		0-0 F8		0-0 1-6-3			0-0 HR			3	1	1	1	0	0	1				
Tim Blackwell, S OBP: 0.357, SLG: 0.250										0	0	0	0	0	0	0				
Lynn McGlothen, L OBP: 0.226, SLG: 0.233		0-0 2B 1-2 WP 1B		0-0 F6		0-3 K				3	1	1	0	0	1	0				
Inning Stats	R: 2 E: 0 K: 0 S: 4	H: 1 LOB: 0 BB: 1 P: 8	R: 5 E: 0 K: 1 S: 10	H: 5 LOB: 0 BB: 0 P: 10	R: 0 E: 0 K: 2 S: 7	H: 0 LOB: 0 BB: 0 P: 7	R: 0 E: 0 K: 0 S: 3	H: 0 LOB: 0 BB: 0 P: 3	R: 0 E: 0 K: 1 S: 6	H: 1 LOB: 1 BB: 0 P: 6	R: 1 E: 0 K: 1 S: 6	H: 1 LOB: 0 BB: 0 P: 6	R: 0 E: 0 K: 0 S: 3	H: 0 LOB: 0 BB: 0 P: 3	R: 0 E: 0 K: 2 S: 8	H: 1 LOB: 1 BB: 0 P: 8	1B: 2 2B: 4 3B: 1 HR: 2	SF: 1 SAC: 0 DP: 0 HBP: 0	WP: 1 PB: 0 SB: 1 CS: 0	PA: 34
PITCHER Pete Falcone, L ERA: 5.27 Neil Allen, R ERA: 6.09 Dale Murray, R ERA: 4.2 Ed Glynn, L ERA: 1.56	IP: 1.2 WLS: L BF: 12 H: 6 R: 7 ER: 7 SO: 3 BB: 0 IBB: 0 HBP: 0 BLK: 0 WP: 1 HR: 1 S: 11 P: 15 ERA: 37.80 WHIP: 4.200															PITCHER				

AB	31
R	2
H	7
RBI	2
BB	1
SO	7
LOB	13

AB	32
R	8
H	9
RBI	7
BB	1
SO	7
LOB	8



Batter	1	2	3	4	5	6	7	8	9	AB	R	H	RBI	BB	SO	LOB	TOP			
Joel Youngblood, R OBP: 0.362, SLG: 0.469 (1, 9)										2	1	0	0	2	0	0	New York Mets @ Philadelphia Phillies Veterans Stadium, Philadelphia, PA Mon Jul 02 1979, 7:05 PM EDT Att: 29,142 - Unknown			
Frank Taveras, R OBP: 0.295, SLG: 0.308 (1, 6)										4	0	0	0	0	1	2				
Lee Mazzilli, S OBP: 0.429, SLG: 0.509 (1, 8)										4	0	1	0	0	1	1				
Richie Hebner, L OBP: 0.399, SLG: 0.425 (1, 5)										4	1	3	2	0	0	1				
John Stearns, R OBP: 0.329, SLG: 0.373 (1, 2)										3	0	0	0	1	0	2				
Willie Montanez, L OBP: 0.284, SLG: 0.300 (1, 3)										3	0	2	0	0	0	0				
Steve Henderson, R OBP: 0.367, SLG: 0.380 (1, 7)										3	0	0	0	0	2	3				
Doug Flynn, R OBP: 0.249, SLG: 0.313 Neil Allen, R (7, 1)										3	0	0	0	0	0	1				
Dock Ellis, S Bruce Boisclair, L OBP: 0.234, SLG: 0.304 (7, 9)										0	0	0	0	0	0	0				
Inning Stats	R: 2 E: 0 K: 1 S: 7	H: 2 LOB: 2 BB: 2 P: 15	R: 0 E: 0 K: 1 S: 5	H: 0 LOB: 1 BB: 1 P: 9	R: 0 E: 0 K: 0 S: 3	H: 1 LOB: 0 BB: 0 P: 3	R: 0 E: 0 K: 1 S: 5	H: 0 LOB: 0 BB: 0 P: 5	R: 0 E: 0 K: 0 S: 3	H: 1 LOB: 0 BB: 0 P: 3	R: 0 E: 0 K: 1 S: 5	H: 1 LOB: 0 BB: 0 P: 5	R: 0 E: 0 K: 0 S: 3	H: 0 LOB: 0 BB: 0 P: 3	R: 0 E: 0 K: 0 S: 3	H: 1 LOB: 0 BB: 0 P: 3		1B: 5 2B: 0 3B: 0 HR: 1	SF: 0 SAC: 0 DP: 4 HBP: 0	WP: 0 PB: 0 SB: 0 CS: 0
PITCHER Nino Espinosa, R ERA: 3.43 (1, 1)	IP: 9.0 WLS: W BF: 32 H: 6 R: 2 ER: 2 SO: 5 BB: 3 IBB: 0 HBP: 0 BLK: 0 WP: 0 HR: 1 S: 39 P: 51 ERA: 2.00 WHIP: 1.000															PITCHER				

Batter	1	2	3	4	5	6	7	8	9	AB	R	H	RBI	BB	SO	LOB	BOTTOM			
Bake McBride, L OBP: 0.320, SLG: 0.414 (1, 9)										4	1	2	0	0	0	1	New York Mets @ Philadelphia Phillies Veterans Stadium, Philadelphia, PA Mon Jul 02 1979, 7:05 PM EDT Att: 29,142 - Unknown			
Larry Bowa, S OBP: 0.339, SLG: 0.355 (1, 6)										2	1	0	0	1	0	3				
Pete Rose, S OBP: 0.401, SLG: 0.435 (1, 3)										3	1	1	2	0	0	0				
Greg Luzinski, R OBP: 0.373, SLG: 0.441 Greg Gross, L OBP: 0.340, SLG: 0.447 (8, 7)										4	0	2	1	0	2	0				
Mike Schmidt, R OBP: 0.385, SLG: 0.558 (1, 5)										3	1	0	0	1	1	1				
Garry Maddox, R OBP: 0.304, SLG: 0.457 (1, 8)										4	1	2	0	0	0	1				
Manny Trillo, R OBP: 0.345, SLG: 0.372 (1, 4)										4	1	1	3	0	1	1				
Bob Boone, R OBP: 0.359, SLG: 0.431 (1, 2)										4	0	1	0	0	1	1				
Nino Espinosa, R OBP: 0.184, SLG: 0.189 (1, 1)										2	0	1	0	0	0	1				
Inning Stats	R: 1 E: 0 K: 1 S: 6	H: 1 LOB: 0 BB: 0 P: 6	R: 0 E: 0 K: 0 S: 3	H: 0 LOB: 0 BB: 0 P: 3	R: 0 E: 1 K: 0 S: 4	H: 0 LOB: 1 BB: 0 P: 4	R: 3 E: 0 K: 0 S: 6	H: 4 LOB: 1 BB: 1 P: 10	R: 2 E: 0 K: 1 S: 7	H: 2 LOB: 2 BB: 0 P: 7	R: 0 E: 0 K: 1 S: 5	H: 0 LOB: 0 BB: 0 P: 5	R: 0 E: 0 K: 1 S: 5	H: 1 LOB: 0 BB: 0 P: 5	R: 0 E: 0 K: 1 S: 5	H: 1 LOB: 0 BB: 0 P: 5		1B: 8 2B: 1 3B: 0 HR: 1	SF: 1 SAC: 2 DP: 0 HBP: 0	WP: 0 PB: 0 SB: 0 CS: 1
PITCHER Dock Ellis, R ERA: 5.71 Neil Allen, R ERA: 5.73 (7, 1)	IP: 6.0 WLS: L BF: 29 H: 9 R: 6 ER: 6 SO: 3 BB: 2 IBB: 0 HBP: 0 BLK: 0 WP: 0 HR: 1 S: 33 P: 41 ERA: 9.00 WHIP: 1.833															PITCHER				

Batter	1	2	3	4	5	6	7	8	9	AB	R	H	RBI	BB	SO	LOB	TOP			
Frank Taveras, R (1,6) OBP: 0.293, SLG: 0.307	WP 2B 1B		5-3		F9		FC5-4		4-3	5	1	1	0	0	0	5	New York Mets @ Philadelphia Phillies Veterans Stadium, Philadelphia, PA Tue Jul 03 1979, 7:05 PM EDT Att: 56,285 - Unknown livebaseballscorecards.com			
Elliott Maddox, R (1,9) OBP: 0.307, SLG: 0.288	5-3		L5			6-3		FC4-6 BB		3	0	0	0	1	0	1				
Lee Mazzilli, S (1,8) OBP: 0.433, SLG: 0.514	4-3 2H							FC4-6 G4-6-3		3	0	2	1	1	0	1				
Richie Hebner, L (1,5) OBP: 0.393, SLG: 0.418	4-3		P6			L3		G4-6-3		4	0	0	0	0	0	4				
John Stearns, R (1,2) OBP: 0.328, SLG: 0.375	4-3					5-3				4	1	1	0	0	0	1				
Willie Montanez, L (1,3) OBP: 0.263, SLG: 0.303		F4-3 2B		3-1		L3				4	0	1	0	0	0	1				
Joel Youngblood, R (1,7) OBP: 0.364, SLG: 0.473		6-3		4-3			BB 2B			4	0	2	0	0	0	1				
Doug Flynn, R (1,4) OBP: 0.249, SLG: 0.309		F4-3				F3		FC4-6 1B		3	0	0	0	1	0	3				
Kevin Kobel, R (1,1) OBP: 0.208, SLG: 0.208						6-3				2	0	0	0	0	1	1				
Gil Flores, R (7, PH) OBP: 0.267, SLG: 0.222										0	0	0	0	1	0	0				
Wayne Twitchell, R (7, 1) OBP: 0.400, SLG: 0.400										0	0	0	0	0	0	0				
Dale Murray, R (7, 1)										0	0	0	0	0	0	0				
Steve Henderson, R (9, PH) OBP: 0.369, SLG: 0.383							1-2 2-3 BB			1	0	1	1	0	0	0				
Inning Stats	R: 1 E: 0 K: 0 S: 5	H: 2 LOB: 1 BB: 0 P: 5	R: 0 E: 0 K: 1 S: 6	H: 1 LOB: 1 BB: 0 P: 6	R: 0 E: 0 K: 0 S: 3	H: 0 LOB: 0 BB: 1 P: 7	R: 0 E: 0 K: 0 S: 3	H: 0 LOB: 0 BB: 0 P: 3	R: 0 E: 0 K: 0 S: 3	H: 1 LOB: 0 BB: 0 P: 3	R: 0 E: 0 K: 0 S: 4	H: 1 LOB: 0 BB: 2 P: 12	R: 0 E: 0 K: 0 S: 2	H: 0 LOB: 0 BB: 1 P: 6	R: 1 E: 0 K: 0 S: 6	H: 3 LOB: 2 BB: 0 P: 6	1B: 4 2B: 5 3B: 0 HR: 0	SF: 0 SAC: 0 DP: 2 HBP: 0	WP: 1 PB: 0 SB: 0 CS: 0	PA: 37
PITCHER	IP WLS BF H R ER SO BB IBB HBP BLK WP HR S P ERA WHIP																			
Larry Christenson, R (1, 1) ERA: 4.65	3.0 13 3 1 1 1 1 1 0 0 0 1 0 14 18 3.00 1.333																			
Kevin Sauser, L (4, 1) ERA: 2.76	3.2 14 2 0 0 0 1 1 1 0 0 0 0 12 20 0.00 0.818																			
Warren Brusstar, R (7, 1) ERA: 0.31	0.1 W 1 0 0 0 0 0 0 0 0 0 0 0 1 1 0.00 0.000																			
Tug McGraw, L (8, 1) ERA: 3.47	2.0 S 9 3 1 1 0 1 0 0 0 0 0 0 8 12 4.50 2.000																			

Batter	1	2	3	4	5	6	7	8	9	AB	R	H	RBI	BB	SO	LOB	BOTTOM			
Bake McBride, L (1,9) OBP: 0.319, SLG: 0.422	G3		F3		L1-6					4	1	1	2	0	0	3	New York Mets @ Philadelphia Phillies Veterans Stadium, Philadelphia, PA Tue Jul 03 1979, 7:05 PM EDT Att: 56,285 - Unknown livebaseballscorecards.com			
Larry Bowa, S (1,6) OBP: 0.338, SLG: 0.350	6-3		CS		5-3		FC4-6 BB			3	0	0	0	1	0	1				
Pete Rose, S (1,3) OBP: 0.402, SLG: 0.435	F4-3						FC4-6			4	1	2	0	0	0	1				
Greg Luzinski, R (1,7) OBP: 0.372, SLG: 0.444		F2				F4		1B 1B		3	0	1	1	0	0	1				
Greg Gross, L (7,7) OBP: 0.353, SLG: 0.458										1	1	1	0	0	0	0				
Mike Schmidt, R (1,5) OBP: 0.386, SLG: 0.554										2	0	0	0	2	1	2				
Gary Maddox, R (1,8) OBP: 0.303, SLG: 0.454										4	0	1	0	0	0	4				
Manny Trillo, R (1,4) OBP: 0.349, SLG: 0.376										4	1	2	1	0	0	3				
Bob Boone, R (1,2) OBP: 0.367, SLG: 0.441										2	0	2	0	1	0	0				
Larry Christenson, R (1, 1) OBP: 0.524, SLG: 0.895										0	0	0	0	0	0	0				
Mike Anderson, R (3, PH) OBP: 0.267, SLG: 0.280										1	0	0	0	0	0	1				
Kevin Sauser, L (4, 1) OBP: 0.300, SLG: 0.490										0	0	0	0	0	0	0				
Warren Brusstar, R (7, 1) OBP: 0.400, SLG: 0.400										1	0	0	0	0	0	1				
Tim McCarver, L (7, PH) OBP: 0.370, SLG: 0.358										1	0	0	0	0	0	1				
Tug McGraw, R (8, 1) OBP: 0.250, SLG: 0.250										1	0	0	0	0	1	2				
Inning Stats	R: 0 E: 0 K: 0 S: 3	H: 0 LOB: 0 BB: 0 P: 3	R: 0 E: 0 K: 0 S: 3	H: 0 LOB: 1 BB: 1 P: 7	R: 0 E: 0 K: 0 S: 3	H: 1 LOB: 0 BB: 0 P: 3	R: 1 E: 0 K: 0 S: 5	H: 2 LOB: 2 BB: 1 P: 9	R: 0 E: 1 K: 0 S: 4	H: 1 LOB: 1 BB: 0 P: 4	R: 0 E: 0 K: 1 S: 6	H: 1 LOB: 1 BB: 0 P: 6	R: 2 E: 0 K: 1 S: 7	H: 2 LOB: 1 BB: 1 P: 11	R: 1 E: 0 K: 1 S: 7	H: 3 LOB: 2 BB: 1 P: 11	1B: 7 2B: 3 3B: 0 HR: 1	SF: 0 SAC: 1 DP: 1 HBP: 0	WP: 0 PB: 0 SB: 0 CS: 1	PA: 37
PITCHER	IP WLS BF H R ER SO BB IBB HBP BLK WP HR S P ERA WHIP																			
Kevin Kobel, L (1, 1) ERA: 3.17	6.0 24 5 1 1 1 1 2 0 0 0 0 0 24 32 1.50 1.167																			
Wayne Twitchell, R (7, 1) ERA: 4.57	0.2 L 5 2 2 2 1 1 0 0 0 0 0 1 6 10 27.00 4.500																			
Dale Murray, R (7, 1) ERA: 4.26	1.1 7 3 1 1 1 1 0 1 0 0 0 0 0 8 12 6.75 2.250																			

Batter	1	2	3	4	5	6	7	8	9	AB	R	H	RBI	BB	SO	LOB	TOP					
Frank Taveras, R (1, 6) OBP: 0.290, SLG: 0.303	0-3 K			0-0 F6			0-0 F7		0-0 F9	4	0	0	0	0	1	0	New York Mets @ Philadelphia Phillies Veterans Stadium, Philadelphia, PA Wed Jul 04 1979, 7:05 PM EDT Att: 40,215 - Unknown					
Elliott Maddox, R (1, 9) OBP: 0.304, SLG: 0.300	0-0 P6			0-0 F8			0-0 2B		0-3 K	4	0	1	0	0	1	0						
Lee Mazzilli, S (1, 8) OBP: 0.429, SLG: 0.509	0-0 L8			0-0 1-3			0-3 K			3	0	0	0	0	1	1						
Richie Hebner, L (1, 5) OBP: 0.388, SLG: 0.413		0-0 G3			0-0 4-3		0-0 E1			3	0	0	0	0	0	1						
John Stearns, R (1, 2) OBP: 0.324, SLG: 0.371		0-3 K			0-3 K		0-0 FC5-4			3	0	0	0	0	2	2						
Willie Montanez, L (1, 3) OBP: 0.281, SLG: 0.300		0-3 K			0-0 P4					3	0	0	0	0	1	0						
Joel Youngblood, R (1, 7) OBP: 0.360, SLG: 0.468			0-0 F7			0-3 K		0-0 F9		3	0	0	0	0	1	0						
Doug Flynn, R (1, 4) OBP: 0.246, SLG: 0.306			0-0 F4			0-0 F9		0-0 F6-3		3	0	0	0	0	0	0						
Andy Hassler, L (1, 1) Steve Henderson, R (9, PH) OBP: 0.368, SLG: 0.381			0-3 K			0-3 K			0-0 F8	2	0	0	0	0	2	0						
Inning Stats	R: 0 E: 0 K: 1 S: 5	H: 0 LOB: 0 BB: 0 P: 5	R: 0 E: 0 K: 2 S: 7	H: 0 LOB: 0 BB: 0 P: 7	R: 0 E: 0 K: 1 S: 5	H: 0 LOB: 0 BB: 0 P: 5	R: 0 E: 0 K: 0 S: 3	H: 0 LOB: 0 BB: 0 P: 3	R: 0 E: 0 K: 1 S: 5	H: 0 LOB: 0 BB: 0 P: 5	R: 0 E: 0 K: 2 S: 7	H: 0 LOB: 0 BB: 0 P: 7	R: 0 E: 1 K: 1 S: 7	H: 1 LOB: 2 BB: 0 P: 7	R: 0 E: 0 K: 0 S: 3	H: 0 LOB: 0 BB: 0 P: 3	R: 0 E: 0 K: 1 S: 5	H: 0 LOB: 0 BB: 0 P: 5	1B: 0 2B: 1 3B: 0 HR: 0	SF: 0 SAC: 0 DP: 0 HBP: 0	WP: 0 PB: 0 SB: 0 CS: 0	PA: 29
PITCHER Steve Carlton, L (1, 1) ERA: 3.54	IP: 9.0 WLS: W BF: 29 H: 1 R: 0 ER: 0 SO: 9 BB: 0 IBB: 0 HBP: 0 BLK: 0 WP: 0 HR: 0 S: 47 P: 47 ERA: 0.00 WHIP: 0.111															PITCHER	IP: 9.0 WLS: W BF: 29 H: 1 R: 0 ER: 0 SO: 9 BB: 0 IBB: 0 HBP: 0 BLK: 0 WP: 0 HR: 0 S: 47 P: 47 ERA: 0.00 WHIP: 0.111					

Batter	1	2	3	4	5	6	7	8	9	AB	R	H	RBI	BB	SO	LOB	BOTTOM			
Bake McBride, L (1, 9) OBP: 0.324, SLG: 0.428	4-0 F6-4-3 S BB		0-0 E6		0-0 F5			0-0 SH1-3 BLK 1B		3	0	2	1	1	0	1	New York Mets @ Philadelphia Phillies Veterans Stadium, Philadelphia, PA Wed Jul 04 1979, 7:05 PM EDT Att: 40,215 - Unknown			
Larry Bowa, S (1, 6) OBP: 0.338, SLG: 0.348	4-0 F6-4-3 1-2 BB		0-0 FC6-2 BB		0-0 F9		0-0 SH1-3 1-3		2	0	0	0	1	0	2					
Pete Rose, S (1, 3) OBP: 0.401, SLG: 0.431	0-0 F6-4-3 1-2 2-3		0-0 FC6-2 BB		0-3 K		0-0 F4-3		3	0	0	0	1	1	3					
Greg Luzinski, R (1, 7) Mike Anderson, R (9, 7) OBP: 0.367, SLG: 0.437 OBP: 0.367, SLG: 0.280	0-0 F4-3		0-3 K		0-0 F8		0-0 F6		4	0	0	0	0	1	4					
Mike Schmidt, R (1, 5) OBP: 0.389, SLG: 0.553		0-0 FC4-6 1B		0-3 K		0-0 S BB		0-0 F4-3 1-2		2	0	1	0	1	0					
Gary Maddox, R (1, 8) OBP: 0.300, SLG: 0.449		0-0 F9		0-0 6-3		0-0 F4-3 1-2			3	0	0	0	0	0	2					
Manny Trillo, R (1, 4) OBP: 0.342, SLG: 0.368		0-0 FC4-6 CS		0-0 5-3		0-3 K			3	0	0	0	0	1	1					
Bob Boone, R (1, 2) OBP: 0.366, SLG: 0.439	0-0 F		0-0 F7		0-0 F4-3 1B		0-0 6-3		4	0	1	0	0	0	1					
Steve Carlton, L (1, 1) OBP: 0.259, SLG: 0.269		0-0 F		0-0 E		0-0 F4-3		0-0 F7		3	1	1	0	0	0	1				
Inning Stats	R: 0 E: 0 K: 0 S: 2	H: 0 LOB: 1 BB: 2 P: 10	R: 0 E: 0 K: 0 S: 3	H: 1 LOB: 0 BB: 0 P: 3	R: 1 E: 1 K: 1 S: 7	H: 2 LOB: 1 BB: 1 P: 11	R: 0 E: 0 K: 1 S: 5	H: 0 LOB: 0 BB: 0 P: 5	R: 0 E: 0 K: 1 S: 4	H: 1 LOB: 1 BB: 0 P: 4	R: 0 E: 0 K: 1 S: 5	H: 0 LOB: 1 BB: 1 P: 9	R: 0 E: 0 K: 1 S: 5	H: 0 LOB: 0 BB: 0 P: 5	R: 0 E: 0 K: 0 S: 4	H: 1 LOB: 1 BB: 0 P: 4	1B: 3 2B: 2 3B: 0 HR: 0	SF: 0 SAC: 1 DP: 1 HBP: 0	WP: 0 PB: 0 SB: 2 CS: 1	PA: 32
PITCHER Andy Hassler, L (1, 1) ERA: 5.05	IP: 8.0 WLS: L BF: 32 H: 5 R: 1 ER: 1 SO: 4 BB: 4 IBB: 0 HBP: 0 BLK: 1 WP: 0 HR: 0 S: 35 P: 51 ERA: 1.12 WHIP: 1.125															PITCHER	IP: 8.0 WLS: L BF: 32 H: 5 R: 1 ER: 1 SO: 4 BB: 4 IBB: 0 HBP: 0 BLK: 1 WP: 0 HR: 0 S: 35 P: 51 ERA: 1.12 WHIP: 1.125			

Batter	1	2	3	4	5	6	7	8	9	AB	R	H	RBI	BB	SO	LOB	TOP			
Joel Youngblood, R OBP: 0.359, SLG: 0.476 (1, 9)										4	1	1	1	0	1	2	New York Mets @ Philadelphia Phillies Veterans Stadium, Philadelphia, PA Thu Jul 05 1979, 7:05 PM EDT Att: 28,720 - Unknown			
Frank Taveras, R OBP: 0.289, SLG: 0.305 (1, 6)										4	0	1	0	0	1	2				
Lee Mazzilli, S OBP: 0.430, SLG: 0.507 (1, 8)										3	1	1	0	1	1	1				
Richie Hebner, L OBP: 0.387, SLG: 0.414 (1, 5)										4	1	1	0	0	0	2				
Willie Montanez, L OBP: 0.264, SLG: 0.300 (1, 3)										3	0	1	1	1	1	0				
John Stearns, R OBP: 0.323, SLG: 0.368 (1, 2)										2	0	0	1	1	0	2				
Steve Henderson, R OBP: 0.368, SLG: 0.381 Elliott Maddox, R OBP: 0.300, SLG: 0.296 (7, 9)										3	0	1	0	0	0	2				
Doug Flynn, R OBP: 0.250, SLG: 0.309 (1, 4)										4	0	2	0	0	0	1				
Craig Swan, R OBP: 0.143, SLG: 0.109 (1, 1)										4	0	0	0	0	3	3				
Inning Stats	R: 1 E: 0 K: 0 S: 4	H: 2 LOB: 0 BB: 4	R: 0 E: 0 K: 0 S: 3	H: 0 LOB: 1 BB: 7	R: 0 E: 0 K: 2 S: 7	H: 0 LOB: 0 BB: 0	R: 2 E: 0 K: 0 S: 4	H: 2 LOB: 1 BB: 8	R: 0 E: 0 K: 1 S: 6	H: 1 LOB: 2 BB: 1	R: 0 E: 0 K: 0 S: 5	H: 2 LOB: 2 BB: 0	R: 0 E: 0 K: 1 S: 5	H: 0 LOB: 0 BB: 5	R: 0 E: 0 K: 1 S: 6	H: 1 LOB: 1 BB: 0	1B: 5 2B: 2 3B: 0 HR: 1	SF: 1 SAC: 0 DP: 1 HBP: 0	WP: 0 PB: 0 SB: 0 CS: 1	PA: 36
PITCHER	IP WLS BF H R ER SO BB IBB HBP BLK WP HR S P ERA WHIP																			
Dickie Noles, R ERA: 5.4 (1, 1)	5.0 L 19 4 3 3 4 2 0 0 0 0 0 1 25 33 5.40 1.200																			
Rawly Eastwick, R ERA: 6.47 (6, 1)	2.0 10 3 0 0 1 1 0 0 0 0 0 0 11 15 0.00 2.000																			
Kevin Saucier, L ERA: 2.45 (8, 1)	2.0 7 1 0 0 2 0 0 0 0 0 0 0 11 11 0.00 0.500																			

Batter	1	2	3	4	5	6	7	8	9	AB	R	H	RBI	BB	SO	LOB	BOTTOM			
Bake McBride, L OBP: 0.322, SLG: 0.422 (1, 9)										4	0	0	0	1	2	3	New York Mets @ Philadelphia Phillies Veterans Stadium, Philadelphia, PA Thu Jul 05 1979, 7:05 PM EDT Att: 28,720 - Unknown			
Larry Bowa, S OBP: 0.338, SLG: 0.345 (1, 6)										2	0	0	0	1	0	4				
Del Unser, L OBP: 0.337, SLG: 0.452 (7, PH)										3	0	1	0	1	0	1				
Kevin Saucier, L OBP: 0.500, SLG: 0.500 (8, 1)										3	0	1	0	1	0	1				
Dave Rader, L OBP: 0.242, SLG: 0.344 (9, PH)										4	0	0	0	0	3	3				
Pete Rose, S OBP: 0.402, SLG: 0.430 (1, 3)										0	0	0	0	0	0	0				
Greg Luzinski, R OBP: 0.362, SLG: 0.430 (1, 7)										4	0	0	0	0	3	3				
Bud Harrelson, S OBP: 0.377, SLG: 0.308 (8, 6)										0	0	0	0	0	0	0				
Mike Schmidt, R OBP: 0.384, SLG: 0.545 (1, 5)										4	0	0	0	0	2	2				
Gary Maddox, R OBP: 0.303, SLG: 0.450 (1, 8)										4	0	2	0	0	0	0				
Manny Trillo, R OBP: 0.340, SLG: 0.365 (1, 4)										4	0	1	0	0	1	2				
Bob Boone, R OBP: 0.368, SLG: 0.440 (1, 2)										4	0	2	0	0	0	0				
Dickie Noles, R (1, 1)										1	0	0	0	0	1	2				
Tim McCarver, L OBP: 0.378, SLG: 0.358 (5, PH)										0	0	0	0	1	0	0				
Rawly Eastwick, R (6, 1)										0	0	0	0	0	0	0				
Greg Gross, L OBP: 0.358, SLG: 0.460 (7, PH)										2	1	1	0	0	0	1				
Inning Stats	R: 0 E: 0 K: 1 S: 5	H: 0 LOB: 2 BB: 2	R: 0 E: 0 K: 1 S: 7	H: 2 LOB: 3 BB: 1	R: 0 E: 0 K: 2 S: 7	H: 0 LOB: 0 BB: 0	R: 0 E: 0 K: 0 S: 3	H: 1 LOB: 0 BB: 0	R: 0 E: 0 K: 2 S: 8	H: 1 LOB: 1 BB: 0	R: 2 E: 0 K: 2 S: 10	H: 3 LOB: 1 BB: 0	R: 0 E: 0 K: 0 S: 3	H: 0 LOB: 0 BB: 0	R: 0 E: 0 K: 2 S: 8	H: 1 LOB: 1 BB: 0	1B: 7 2B: 0 3B: 0 HR: 1	SF: 0 SAC: 0 DP: 1 HBP: 0	WP: 0 PB: 0 SB: 0 CS: 0	PA: 38
PITCHER	IP WLS BF H R ER SO BB IBB HBP BLK WP HR S P ERA WHIP																			
Craig Swan, R ERA: 3.14 (1, 1)	9.0 W 38 8 2 2 10 4 0 0 0 0 0 1 54 70 2.00 1.333																			

Batter	1	2	3	4	5	6	7	8	9	AB	R	H	RBI	BB	SO	LOB	TOP			
Gene Richards, L (1, 8) OBP: 0.358, SLG: 0.357	3-1		SH5-3 1B			1-2 2-H 1B			CS S 1B	5	1	4	1	0	0	0	San Diego Padres @ New York Mets Shea Stadium, Flushing, NY Sun Jul 08 1979, 3:33 AM EDT Unknown livebaseballscorecards.com			
Ozzie Smith, S (1, 6) OBP: 0.249, SLG: 0.227	F PB 2B		SH SH5-3 1B	B2-3		L7			K	4	2	1	0	0	1	4				
Paul Dade, R (1, 5) OBP: 0.333, SLG: 0.375	E6 PB E		SH5-3		F7				F9	3	1	0	0	1	0	1				
Dave Winfield, R (1, 9) OBP: 0.395, SLG: 0.599	5-3		S 1B		F6				6-3	4	0	1	2	1	0	1				
Gene Tenace, R (1, 3) OBP: 0.389, SLG: 0.395	E1 2-H		S IBB		K				F9	4	0	0	0	1	1	2				
Jim Wilhelm, R (1, 7) OBP: 0.200, SLG: 0.200	K		K						F4	4	0	1	0	0	2	3				
Fred Kendall, R (1, 2) OBP: 0.309, SLG: 0.286		L5	F7			CS 1B			F4	4	1	1	0	0	0	2				
Fernando Gonzalez, R (1, 4) OBP: 0.266, SLG: 0.387		6-3			F4	1-2 1B			F9	4	0	1	0	0	0	1				
Gaylord Perry, R (1, 1) OBP: 0.167, SLG: 0.239	5-3				6-3	1-2 1B			K	3	0	0	0	1	1	1				
Inning Stats	R: 2 E: 2 K: 1 S: 8	H: 1 LOB: 1 BB: 0 P: 8	R: 0 E: 0 K: 0 S: 3	H: 0 LOB: 0 BB: 0 P: 3	R: 2 E: 1 K: 1 S: 8	H: 2 LOB: 2 BB: 1 P: 12	R: 0 E: 0 K: 0 S: 4	H: 1 LOB: 1 BB: 0 P: 4	R: 0 E: 0 K: 1 S: 5	H: 0 LOB: 0 BB: 0 P: 5	R: 0 E: 0 K: 0 S: 3	H: 0 LOB: 0 BB: 0 P: 3	R: 0 E: 0 K: 1 S: 6	H: 1 LOB: 1 BB: 0 P: 6	R: 0 E: 0 K: 1 S: 5	H: 1 LOB: 2 BB: 2 P: 13	1B: 8 2B: 1 3B: 0 HR: 0	SF: 0 SAC: 2 DP: 0 HBP: 0	WP: 0 PB: 1 SB: 3 CS: 3	PA: 41
PITCHER	IP WLS BF H R ER SO BB IBB HBP BLK WP HR S P ERA WHIP	IP WLS BF H R ER SO BB IBB HBP BLK WP HR S P ERA WHIP																		
Kevin Kobel, L (1, 1) ERA: 3.16	6.0	L	29	7	5	2	3	1	1	0	0	0	0	0	0	33	41	3.00	1.333	
Neil Allen, R (7, 1) ERA: 5.06	3.0		12	2	0	0	2	1	1	0	0	0	0	0	14	22	0.00	1.000		

Batter	1	2	3	4	5	6	7	8	9	AB	R	H	RBI	BB	SO	LOB	BOTTOM			
Frank Taveras, R (1, 6) OBP: 0.288, SLG: 0.315	F9	6-3			1-3				6-3	4	0	0	0	0	0	1	San Diego Padres @ New York Mets Shea Stadium, Flushing, NY Sun Jul 08 1979, 3:33 AM EDT Unknown livebaseballscorecards.com			
John Stearns, R (1, 2) OBP: 0.330, SLG: 0.373	1B SF8	F3			K				B1-3	4	1	1	0	0	1	1				
Lee Mazzilli, S (1, 8) OBP: 0.425, SLG: 0.505	1-3 1B		P6		6-3				F8	4	0	1	0	0	0	0				
Richie Hebner, L (1, 5) OBP: 0.378, SLG: 0.404	SF8		FC5-4 BB			F8			F9	2	0	0	1	1	0	0				
Willie Montanez, L (1, 3) OBP: 0.262, SLG: 0.296	1-3		F7			1B			F9	4	0	1	0	0	0	2				
Joel Youngblood, R (1, 9) OBP: 0.370, SLG: 0.498		3B	FC5-4			G6-4-3 1B				4	1	3	0	0	0	1				
Steve Henderson, R (1, 7) OBP: 0.367, SLG: 0.397		3B			P5	G6-4-3 1B			4-3	3	1	1	1	0	0	2				
Ed Kranepool, L (9, PH) OBP: 0.261, SLG: 0.256		1B				1-2				1	0	0	0	0	0	1				
Doug Flynn, R (1, 4) OBP: 0.257, SLG: 0.314		3B			F3				F6-3	3	0	1	1	0	0	0				
Ron Hodges, L (9, PH) OBP: 0.300, SLG: 0.212		1B							K	1	0	0	0	0	1	1				
Kevin Kobel, R (1, 1) OBP: 0.200, SLG: 0.200		3B								1	0	0	0	0	1	0				
Bruce Boisclair, L (7, 7) OBP: 0.220, SLG: 0.286		3B								1	0	0	0	0	0	0				
Elliott Maddox, R (9, 9) OBP: 0.309, SLG: 0.306		1-2			K				G3	0	0	0	0	0	0	0				
Inning Stats	R: 1 E: 0 K: 0 S: 5	H: 2 LOB: 1 BB: 0 P: 5	R: 2 E: 0 K: 0 S: 6	H: 3 LOB: 1 BB: 0 P: 6	R: 0 E: 0 K: 0 S: 3	H: 0 LOB: 1 BB: 1 P: 7	R: 0 E: 0 K: 1 S: 5	H: 0 LOB: 0 BB: 0 P: 5	R: 0 E: 0 K: 0 S: 4	H: 2 LOB: 1 BB: 0 P: 4	R: 0 E: 0 K: 0 S: 3	H: 0 LOB: 0 BB: 0 P: 3	R: 0 E: 0 K: 0 S: 3	H: 0 LOB: 0 BB: 0 P: 3	R: 0 E: 0 K: 1 S: 6	H: 1 LOB: 1 BB: 0 P: 6	1B: 5 2B: 1 3B: 2 HR: 0	SF: 1 SAC: 1 DP: 1 HBP: 0	WP: 0 PB: 0 SB: 0 CS: 0	PA: 35
PITCHER	IP WLS BF H R ER SO BB IBB HBP BLK WP HR S P ERA WHIP	IP WLS BF H R ER SO BB IBB HBP BLK WP HR S P ERA WHIP																		
Gaylord Perry, R (1, 1) ERA: 2.48	9.0	W	35	8	3	3	3	1	0	0	0	0	0	0	40	44	3.00	1.000		

Batter	1	2	3	4	5	6	7	8	9	AB	R	H	RBI	BB	SO	LOB	TOP					
Derrel Thomas, S OBP: 0.335, SLG: 0.348 (1, 4)	3-1				F7		F9	E9	SF9	5	0	2	2	0	0	1						
Bill Russell, R OBP: 0.293, SLG: 0.370 (1, 6)	K		F8			1B	1B	2B	F8	5	2	2	0	1	1	3						
Reggie Smith, S OBP: 0.359, SLG: 0.455 (1, 9)	K		K			F7	1B	2B	K	5	1	1	1	0	3	4						
Steve Garvey, R OBP: 0.342, SLG: 0.466 (1, 3)		1B		L7		1B	1B	2B	FC6-4	3	1	1	0	2	0	2						
Ron Cey, R OBP: 0.382, SLG: 0.504 Ted Martinez, R OBP: 0.349, SLG: 0.390 (7, 5)	K			4-3		F9	2B	1B	5-3	4	0	1	1	0	1	3						
Von Joshua, L OBP: 0.341, SLG: 0.513 (1, 7)				F6						4	1	3	2	1	0	0						
Gary Thomasson, L OBP: 0.342, SLG: 0.377 (1, 8)	G6-4-3				K				E4	3	1	0	0	2	1	3						
Steve Yeager, R OBP: 0.283, SLG: 0.383 (1, 2)			SH2-4		E5	K	P4			4	1	1	0	1	1	6						
Bob Welch, R OBP: 0.206, SLG: 0.143 Charlie Hough, R OBP: 0.207, SLG: 0.306 Johnny Cueto, R OBP: 0.187, SLG: 0.259 Dennis Lewallyn, R OBP: 0.295, SLG: 0.372 Rick Sutcliffe, L OBP: 0.295, SLG: 0.372 Ken Brett, L OBP: 0.295, SLG: 0.372 Dave Patterson, R OBP: 0.295, SLG: 0.372 (1, 1)			SH2-4		SH1-4		G3		K	0	0	0	0	0	0	0						
Inning Stats	R: 0 E: 0 K: 2 S: 7	H: 0 LOB: 0 BB: 0 P: 7	R: 0 E: 0 K: 1 S: 5	H: 1 LOB: 1 BB: 1 P: 9	R: 1 E: 0 K: 1 S: 7	H: 2 LOB: 1 BB: 0 P: 7	R: 0 E: 0 K: 0 S: 3	H: 0 LOB: 0 BB: 0 P: 3	R: 0 E: 1 K: 1 S: 6	H: 0 LOB: 1 BB: 0 P: 6	R: 1 E: 0 K: 1 S: 8	H: 3 LOB: 3 BB: 1 P: 12	R: 3 E: 0 K: 0 S: 7	H: 4 LOB: 3 BB: 2 P: 15	R: 0 E: 1 K: 2 S: 8	H: 1 LOB: 2 BB: 1 P: 12	R: 2 E: 1 K: 0 S: 5	H: 1 LOB: 2 BB: 2 P: 13	1B: 8 2B: 4 3B: 0 HR: 0	SF: 1 SAC: 2 DP: 1 HBP: 0	WP: 0 PB: 0 SB: 0 CS: 0	PA: 47
PITCHER	IP	WLS	BF	H	R	ER	SO	BB	IBB	HBP	BLK	WP	HR	S	P	ERA	WHIP					
Craig Swan, R ERA: 3.3 (1, 1)	6.2	L	34	10	5	5	6	1	3	0	0	0	0	42	58	6.75	1.650					
Dale Murray, R ERA: 4.35 (7, 1)	0.1		1	0	0	0	0	0	0	0	0	0	0	1	1	0.00	0.000					
Ed Glynn, L ERA: 1.71 (8, 1)	1.2		11	2	2	1	2	3	0	0	0	0	0	12	24	5.40	3.000					
Tom Hausman, R ERA: 2.48 (9, 1)	0.1		1	0	0	0	0	0	0	0	0	0	0	1	1	0.00	0.000					

Los Angeles Dodgers @ New York Mets
Shea Stadium, Flushing, NY
Tue Jul 10 1979, 7:05 PM EDT
Att: 12,218 - Unknown

AB 37
R 7
H 12
RBI 7
BB 7
SO 8
LOB 22



Batter	1	2	3	4	5	6	7	8	9	AB	R	H	RBI	BB	SO	LOB	BOTTOM					
Frank Taveras, R OBP: 0.284, SLG: 0.313 (1, 6)	F9		E6		F7		F2			5	0	1	0	0	0	2						
John Stearns, R OBP: 0.330, SLG: 0.373 (1, 2)	P6		F9		F7		F7		K	5	0	0	0	0	1	5						
Lee Mazzilli, S OBP: 0.425, SLG: 0.500 (1, 8)				6-3			F8		P4	3	0	0	0	2	0	4						
Richie Hebner, L OBP: 0.375, SLG: 0.412 (1, 5)	4-3			E3		F7				4	2	1	1	0	0	2						
Joel Youngblood, R OBP: 0.367, SLG: 0.488 (1, 4)			K		5-3				6-3	3	1	0	0	1	1	0						
Willie Montanez, L OBP: 0.282, SLG: 0.305 (1, 3)			6-3		K				4-3	4	1	1	3	0	1	0						
Steve Henderson, R OBP: 0.367, SLG: 0.396 (1, 7)			F9		F9		F7		F9	4	0	0	0	0	0	0						
Elliott Maddox, R OBP: 0.329, SLG: 0.320 (1, 9)			6-3							3	0	2	0	0	0	0						
Craig Swan, R ERA: 3.44 Dale Murray, R ERA: 4.51 Ed Kranepool, L ERA: 3.38 Sergio Flores, S ERA: 5.33 Ed Glynn, R ERA: 6.38 Tom Hausman, R ERA: 6.38 Gil Flores, R ERA: 6.38 (1, 1)			K		FC5-4				F9	2	0	0	0	0	1	1						
Inning Stats	R: 0 E: 0 K: 0 S: 3	H: 0 LOB: 1 BB: 1 P: 7	R: 0 E: 0 K: 1 S: 5	H: 0 LOB: 0 BB: 0 P: 5	R: 0 E: 1 K: 1 S: 6	H: 0 LOB: 1 BB: 0 P: 6	R: 3 E: 1 K: 0 S: 6	H: 2 LOB: 1 BB: 1 P: 10	R: 0 E: 0 K: 0 S: 3	H: 0 LOB: 0 BB: 1 P: 7	R: 0 E: 0 K: 1 S: 5	H: 0 LOB: 0 BB: 0 P: 5	R: 0 E: 0 K: 0 S: 4	H: 1 LOB: 2 BB: 0 P: 5	R: 1 E: 0 K: 0 S: 4	H: 1 LOB: 0 BB: 0 P: 4	R: 0 E: 0 K: 1 S: 7	H: 2 LOB: 2 BB: 0 P: 7	1B: 3 2B: 1 3B: 0 HR: 2	SF: 0 SAC: 0 DP: 0 HBP: 1	WP: 0 PB: 0 SB: 2 CS: 0	PA: 39
PITCHER	IP	WLS	BF	H	R	ER	SO	BB	IBB	HBP	BLK	WP	HR	S	P	ERA	WHIP					
Bob Welch, R ERA: 3.44 (4, 1)	3.2	W	8	0	0	0	1	1	0	0	0	0	0	9	13	0.00	0.429					
Dennis Lewallyn, R ERA: 3.38 (7, 1)	1.0		5	1	0	0	0	0	0	1	0	0	0	4	5	0.00	1.000					
Ken Brett, L ERA: 5.33 (8, 1)	1.1		7	3	1	1	0	0	0	0	0	0	1	7	7	6.75	2.250					
Dave Patterson, R ERA: 6.38 (9, 1)	0.2	S	2	0	0	0	1	0	0	0	0	0	0	4	4	0.00	0.000					

Los Angeles Dodgers @ New York Mets
Shea Stadium, Flushing, NY
Tue Jul 10 1979, 7:05 PM EDT
Att: 12,218 - Unknown


AB 35
R 4
H 6
RBI 4
BB 3
SO 4
LOB 15



Batter	1	2	3	4	5	6	7	8	9	AB	R	H	RBI	BB	SO	LOB	TOP			
Von Joshua, L OBP: 0.330, SLG: 0.483	F8		K		F6			F8 HR 1B	4-3	5	1	1	0	0	1	2				
Bill Russell, R OBP: 0.287, SLG: 0.362 Ted Martinez, R OBP: 0.347, SLG: 0.383	6-3		F9		F9			HR 1B	4-3	3	0	0	0	0	0	1				
Davey Lopes, R OBP: 0.350, SLG: 0.488	K			5-3	5-3			F8		4	0	0	0	0	1	2				
Steve Garvey, R OBP: 0.344, SLG: 0.473		6-3		E6	4-3			HR		4	1	1	3	0	0	0				
Ron Cey, R OBP: 0.387, SLG: 0.504				1-3				1B SF9 BB	1B BB	2	2	1	0	2	0	1				
Gary Thomasson, L OBP: 0.342, SLG: 0.376			K		3-1			1B FC6-4	1B	4	0	2	0	0	1	2				
Derrel Thomas, S OBP: 0.332, SLG: 0.346			K		F9			SF9	G5-4-3	3	0	1	2	0	1	1				
Steve Yeager, R OBP: 0.287, SLG: 0.385					F3			FC6-4	G5-4-3	4	0	1	0	0	0	3				
Burt Hooton, R OBP: 0.204, SLG: 0.250 Dennis Lewallyn, R OBP: 0.500, SLG: 0.500 Manny Mota, R OBP: 0.318, SLG: 0.250 Charlie Hough, R OBP: 0.200, SLG: 0.300 Johnny Oates, L OBP: 0.154, SLG: 0.083			K					4-3	P3	0	0	0	0	0	0	0				
Inning Stats	R: 0 E: 0 K: 1 S: 5	H: 0 LOB: 0 BB: 0 P: 5	R: 0 E: 0 K: 2 S: 8	H: 1 LOB: 1 BB: 0 P: 8	R: 0 E: 0 K: 2 S: 8	H: 1 LOB: 1 BB: 0 P: 8	R: 0 E: 1 K: 0 S: 4	H: 0 LOB: 1 BB: 0 P: 4	R: 0 E: 0 K: 0 S: 3	H: 0 LOB: 0 BB: 0 P: 3	R: 1 E: 0 K: 0 S: 4	H: 1 LOB: 1 BB: 1 P: 8	R: 4 E: 0 K: 0 S: 7	H: 5 LOB: 1 BB: 1 P: 11	R: 0 E: 0 K: 0 S: 3	H: 0 LOB: 0 BB: 0 P: 3	1B: 8 2B: 0 3B: 0 HR: 1	SF: 1 SAC: 0 DP: 1 HBP: 0	WP: 0 PB: 0 SB: 0 CS: 0	PA: 38
PITCHER	IP WLS BF H R ER SO BB IBB HBP BLK WP HR S P ERA WHIP																			
Dock Ellis, R ERA: 5.96 Neil Allen, R ERA: 4.76	(1, 1) 7.1 W 34 9 5 5 5 2 0 0 0 0 0 1 42 50 6.14 1.500																			
(8, 1) 1.2 4 0 0 0 0 0 0 0 0 0 0 0 4 4 0.00 0.000																				

Los Angeles Dodgers @ New York Mets
Shea Stadium, Flushing, NY
Thu Jul 12 1979, 7:05 PM EDT
Att: 13,218 - Unknown


AB 35
R 5
H 9
RBI 5
BB 2
SO 5
LOB 14



Batter	1	2	3	4	5	6	7	8	9	AB	R	H	RBI	BB	SO	LOB	BOTTOM			
Joel Youngblood, R OBP: 0.365, SLG: 0.481			1B		FC6-4		5-3			5	3	3	2	0	0	2				
Frank Taveras, R OBP: 0.288, SLG: 0.321 Alex Trevino, R OBP: 0.419, SLG: 0.485	E6		1B		FC6-4		1-3			4	1	2	2	0	0	2				
Lee Mazzilli, S OBP: 0.420, SLG: 0.492 Sergio Ferrer, S	G3		1B		F9					4	0	1	1	0	0	4				
Richie Hebner, L OBP: 0.372, SLG: 0.403 Gil Flores, R OBP: 0.265, SLG: 0.226	G3	F8		F8		FC9-4	3-1			3	0	0	1	0	0	1				
Willie Montanez, L OBP: 0.266, SLG: 0.307	1B BB	FC5		4-3		FC9-4		4-3		4	1	2	0	1	0	0				
John Stearns, R OBP: 0.326, SLG: 0.367	1B BB	5-4-3		2-3		FC9-4	5-3			5	1	1	1	0	0	3				
Steve Henderson, R OBP: 0.369, SLG: 0.398	BB BB	FC5			1B			F4		5	2	3	2	0	0	1				
Elliott Maddox, R OBP: 0.351, SLG: 0.337	BB BB		6-3		1B		G6-4-3			3	2	1	0	1	0	2				
Dock Ellis, S OBP: 0.182, SLG: 0.100 Neil Allen, R	E		K		F7		WP			3	1	1	1	1	1	2				
Inning Stats	R: 8 E: 2 K: 0 S: 9	H: 4 LOB: 1 BB: 3 P: 21	R: 0 E: 0 K: 0 S: 4	H: 1 LOB: 1 BB: 0 P: 4	R: 1 E: 0 K: 1 S: 7	H: 3 LOB: 2 BB: 0 P: 7	R: 0 E: 0 K: 0 S: 3	H: 0 LOB: 0 BB: 0 P: 3	R: 2 E: 0 K: 0 S: 6	H: 3 LOB: 1 BB: 0 P: 6	R: 1 E: 0 K: 0 S: 5	H: 3 LOB: 1 BB: 0 P: 5	R: 0 E: 0 K: 0 S: 4	H: 1 LOB: 2 BB: 1 P: 8	R: 0 E: 0 K: 0 S: 3	H: 0 LOB: 0 BB: 0 P: 3	1B: 14 2B: 1 3B: 0 HR: 0	SF: 0 SAC: 0 DP: 1 HBP: 0	WP: 1 PB: 0 SB: 0 CS: 0	PA: 43
PITCHER	IP WLS BF H R ER SO BB IBB HBP BLK WP HR S P ERA WHIP																			
Burt Hooton, R ERA: 3.05 Dennis Lewallyn, R ERA: 5.11 Charlie Hough, R ERA: 4.66	(1, 1) 0.2 L 9 3 7 0 0 0 0 0 0 0 0 0 28 28 6.75 2.062																			
(7, 1) 2.0 8 1 0 0 0 0 1 0 0 0 0 1 0 7 11 0.00 1.000																				

Los Angeles Dodgers @ New York Mets
Shea Stadium, Flushing, NY
Thu Jul 12 1979, 7:05 PM EDT
Att: 13,218 - Unknown


AB 39
R 12
H 15
RBI 10
BB 4
SO 1
LOB 20



Batter	1	2	3	4	5	6	7	8	9	AB	R	H	RBI	BB	SO	LOB	TOP										
Bill North, S OBP: 0.400, SLG: 0.366 Greg Minton, S (7, 1)	0-0 6-3		4-0 BB		0-0 L9		0-0 6-3			3	0	0	0	1	0	1											
Terry Whitfield, L OBP: 0.361, SLG: 0.408	0-0 4-3		0-3 K		4-0 BB		0-0 6-3			3	0	0	0	1	1	2											
Jack Clark, R OBP: 0.355, SLG: 0.496	0-3 K			0-0 HR	4-0 BB			0-0 F2		3	1	1	1	1	1	0											
Willie McCovey, L OBP: 0.339, SLG: 0.495		0-3 K		0-3 K	0-0 F9			0-0 1-3		4	0	0	0	0	2	2											
Mike Ivie, R OBP: 0.332, SLG: 0.535		0-0 E5		0-0 G3 1B			0-0 6-3		0-0 F9	4	1	1	0	0	0	0											
Marc Hill, R OBP: 0.292, SLG: 0.247		0-3 K		0-0 G3	0-0 FC6-4 1B			0-0 G3		4	0	1	0	0	1	2											
Johnnie LetMaster, R OBP: 0.317, SLG: 0.346		0-0 4-3		0-0 1B CS	0-0 FC6-4 1B			0-0 FC4-6 1B		4	0	2	1	0	0	2											
Roger Metzger, S OBP: 0.274, SLG: 0.291			0-0 G3	0-0 1B	0-0 CS	0-0 5-3		0-0 FC4-6		4	0	1	0	0	0	1											
Ed Halicki, R OBP: 0.214, SLG: 0.222 Philip Nastu, L OBP: 0.154, SLG: 0.043 Larry Herndon, R OBP: 0.343, SLG: 0.479 (7, 8)			0-0 6-3	0-0 CS	0-3 K			0-0 F9		2	0	0	0	0	1	0											
Inning Stats	R: 0 E: 0 K: 1 S: 5	H: 0 LOB: 0 BB: 0 P: 5	R: 0 E: 2 K: 2 S: 8	H: 0 LOB: 1 BB: 0 P: 8	R: 0 E: 0 K: 1 S: 5	H: 4 LOB: 1 BB: 1 P: 9	R: 2 E: 0 K: 1 S: 8	H: 0 LOB: 2 BB: 2 P: 13	R: 0 E: 0 K: 0 S: 3	H: 1 LOB: 0 BB: 0 P: 3	R: 0 E: 0 K: 0 S: 4	H: 1 LOB: 0 BB: 0 P: 4	R: 0 E: 0 K: 0 S: 3	H: 0 LOB: 0 BB: 0 P: 3	R: 0 E: 0 K: 0 S: 4	H: 1 LOB: 1 BB: 0 P: 4	1B: 5 2B: 1 3B: 0 HR: 1	SF: 0 SAC: 0 DP: 0 HBP: 0	WP: 0 PB: 0 SB: 0 CS: 2	PA: 38							
PITCHER	IP	WLS	BF	H	R	ER	SO	BB	IBB	HBP	BLK	WP	HR	S	P	ERA	WHIP										
Andy Hassler, L ERA: 4.36 Dale Murray, R ERA: 3.95	(1, 1) 7.0	W 29	6	2	2	6	3	0	0	0	0	0	1	38	50	2.57	1.286										

San Francisco Giants @ New York Mets
Shea Stadium, Flushing, NY
Fri Jul 13 1979, 7:05 PM EDT
Att. 16,110 - Unknown


AB 33
R 2
H 7
RBI 2
BB 3
SO 6
LOB 11



Batter	1	2	3	4	5	6	7	8	9	AB	R	H	RBI	BB	SO	LOB	BOTTOM										
Joel Youngblood, R OBP: 0.362, SLG: 0.479	2-3 K			1-2 SH1-3 SF8 2B	0-1 F4		0-0 FC5-4 CS E			4	2	1	0	0	1	1											
Frank Taveras, R OBP: 0.293, SLG: 0.337	0-0 CS S 1B			1-0 SH1-3	0-0 S 1B		0-0 E8 1-H 3B			3	1	3	1	0	0	0											
Lee Mazzilli, S OBP: 0.416, SLG: 0.486	1-3 K			0-0 SF8	4-0 1-2 BB		0-0 F8			2	0	0	1	1	1	2											
Richie Hebner, L OBP: 0.370, SLG: 0.401	3-1 CS		0-0 F8	0-0 3B 1B	0-0 F8			0-0 3-1		4	1	1	0	0	0	2											
Steve Henderson, R OBP: 0.375, SLG: 0.428 Doug Flynn, R OBP: 0.260, SLG: 0.320		0-0 6-3		2-1 1-H 1B 3B		0-0 CS 1B		0-3 K		4	1	2	1	0	1	0											
Willie Montanez, L OBP: 0.288, SLG: 0.306	1-2 F6			4-0 1B IBB		0-0 F8		0-0 3-4-1		3	0	0	0	1	0	1											
Elliott Maddox, R OBP: 0.337, SLG: 0.322			0-0 5-3	0-0 1-2 1B		0-0 F3				3	0	1	1	0	0	1											
Alex Trevino, R OBP: 0.432, SLG: 0.471			2-3 K	2-3 K 1-3			4-0 FC6-4 BB			2	0	0	0	1	1	2											
Andy Hassler, L Ed Kranepool, L OBP: 0.265, SLG: 0.262 Sergio Ferrer, S Dale Murray, R (8, 1)		1-3 K		1-3 K	1-0 G3		0-0 FC6-4 FC5-4			2	0	0	0	0	1	0											
Inning Stats	R: 0 E: 0 K: 2 S: 9	H: 1 LOB: 0 BB: 0 P: 15	R: 0 E: 0 K: 0 S: 6	H: 0 LOB: 0 BB: 0 P: 7	R: 0 E: 0 K: 2 S: 7	H: 0 LOB: 0 BB: 0 P: 10	R: 3 E: 0 K: 0 S: 12	H: 4 LOB: 2 BB: 1 P: 21	R: 0 E: 0 K: 0 S: 3	H: 1 LOB: 0 BB: 0 P: 3	R: 2 E: 1 K: 0 S: 4	H: 1 LOB: 1 BB: 1 P: 8	R: 0 E: 0 K: 1 S: 5	H: 0 LOB: 0 BB: 0 P: 5	1B: 5 2B: 1 3B: 2 HR: 0	SF: 1 SAC: 1 DP: 0 HBP: 0	WP: 0 PB: 0 SB: 2 CS: 3	PA: 34									
PITCHER	IP	WLS	BF	H	R	ER	SO	BB	IBB	HBP	BLK	WP	HR	S	P	ERA	WHIP										
Ed Halicki, R ERA: 4.26 Philip Nastu, L ERA: 3.74 Greg Minton, R ERA: 1.62	(1, 1) 4.2	L 21	6	3	3	4	3	1	0	0	0	0	0	4	4	0.00	0.750										
	(7, 1) 2.0	8	1	2	0	1	1	0	0	0	0	0	0	9	13	0.00	1.000										

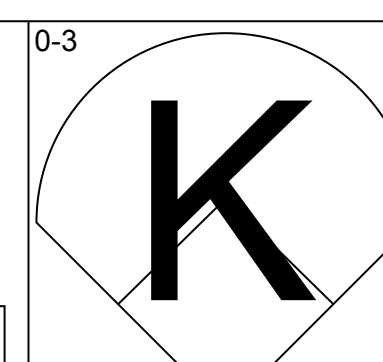
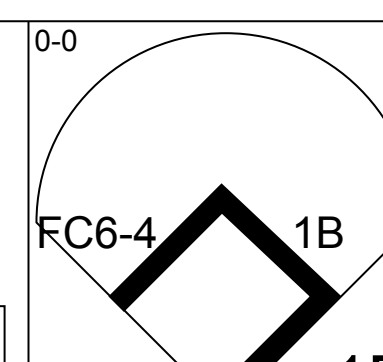
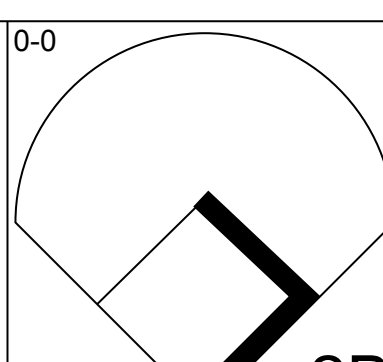
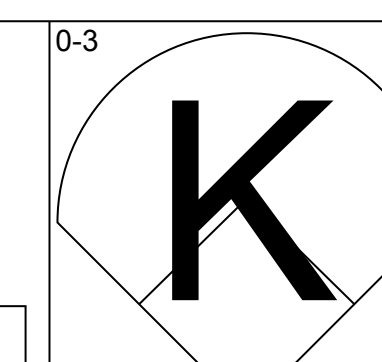

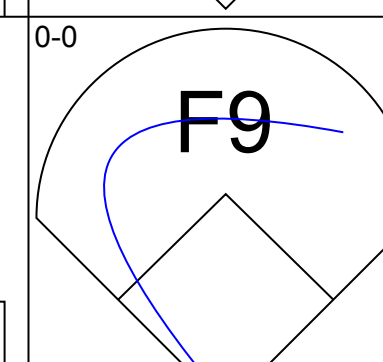
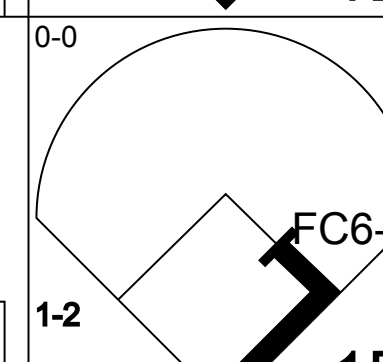
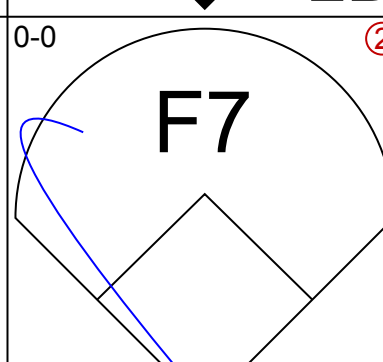
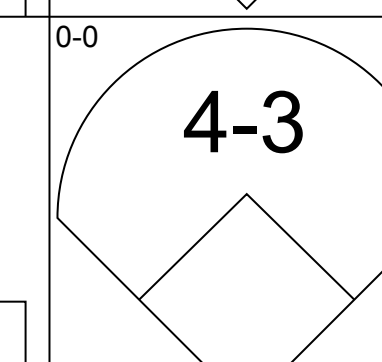
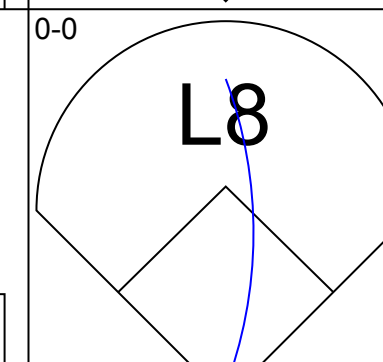
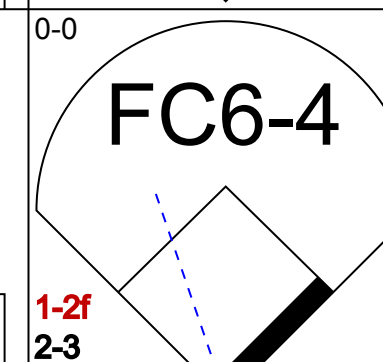
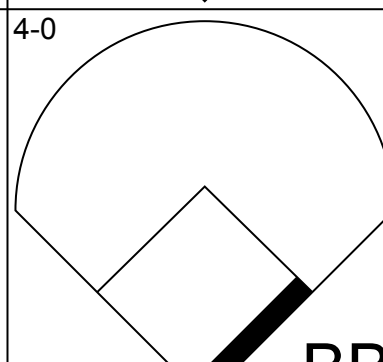

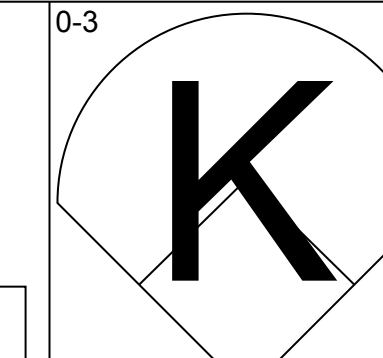
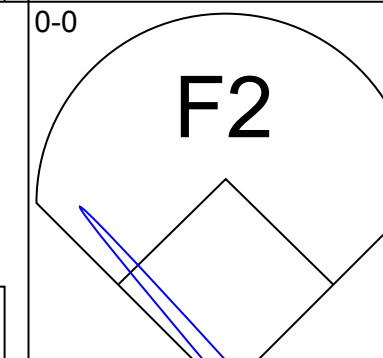
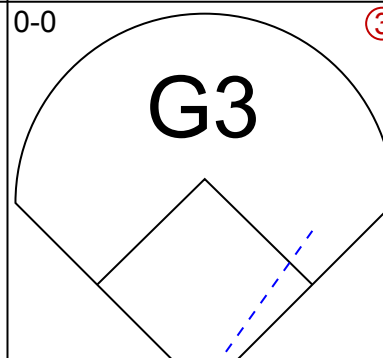

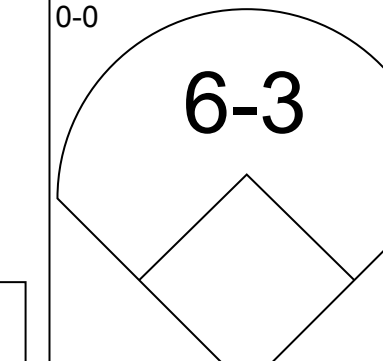
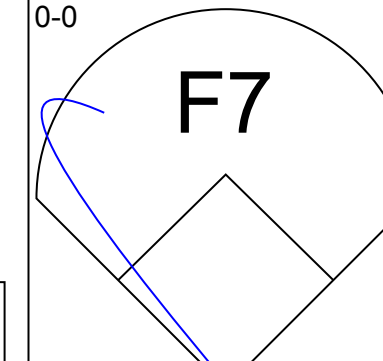
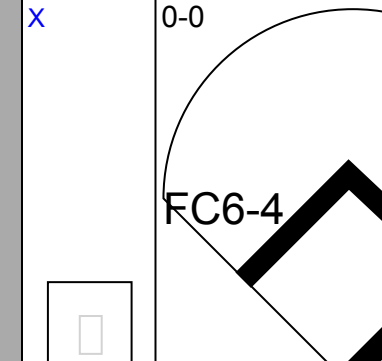
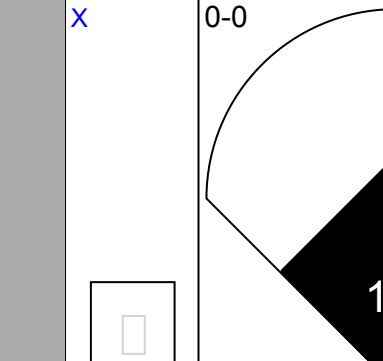
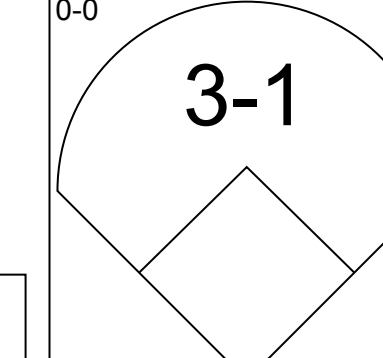
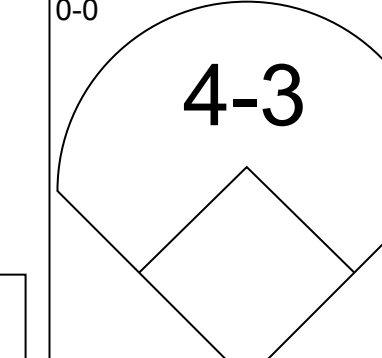
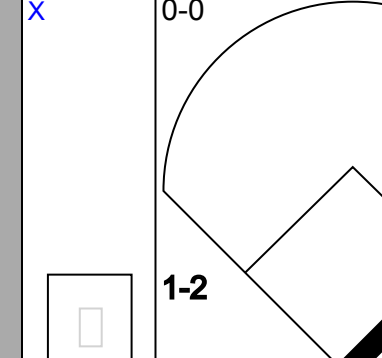
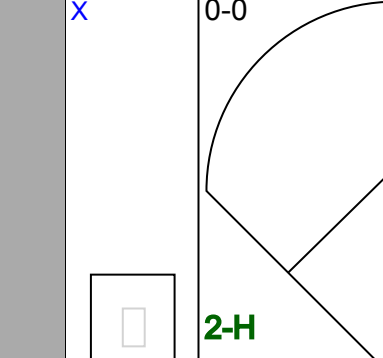
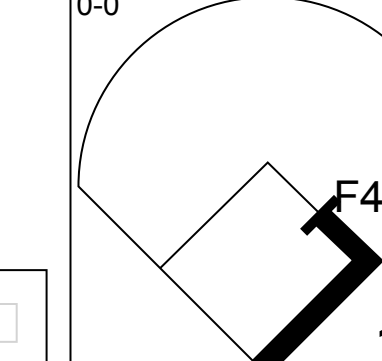
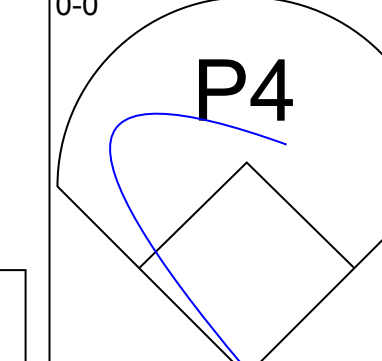
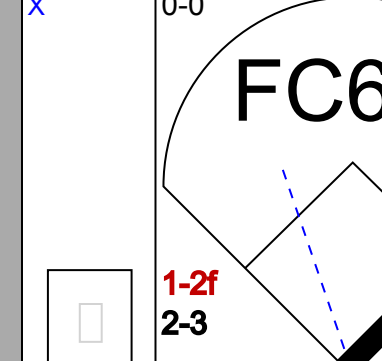
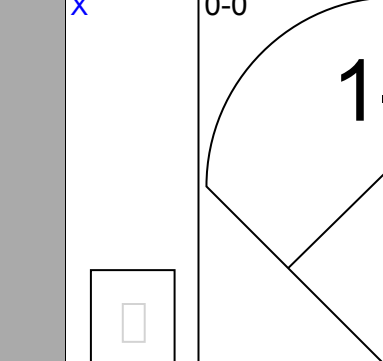
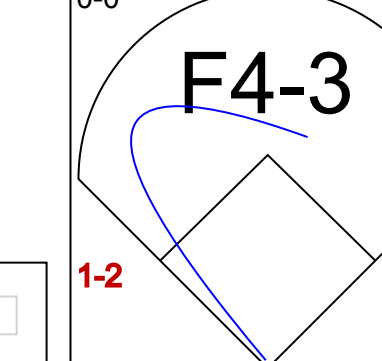
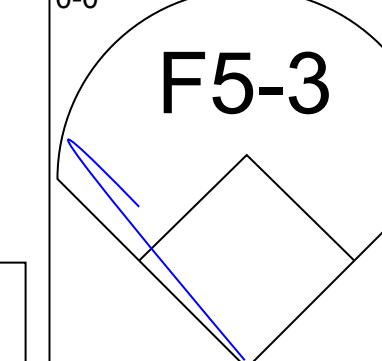
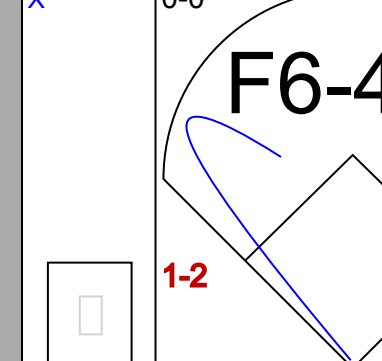
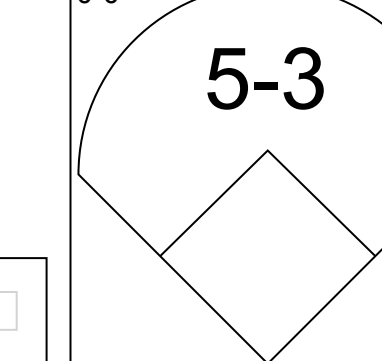

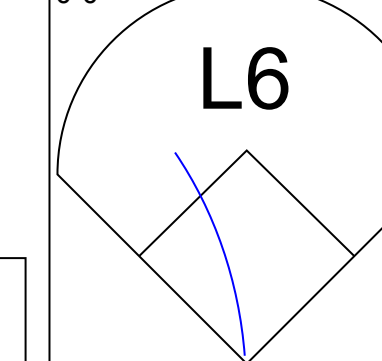
San Francisco Giants @ New York Mets
Shea Stadium, Flushing, NY
Fri Jul 13 1979, 7:05 PM EDT
Att. 16,110 - Unknown

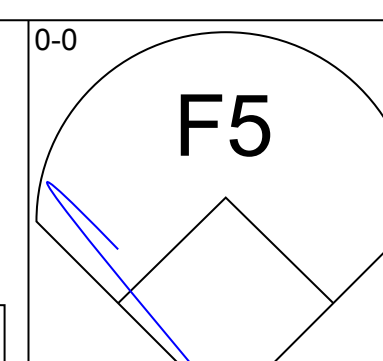
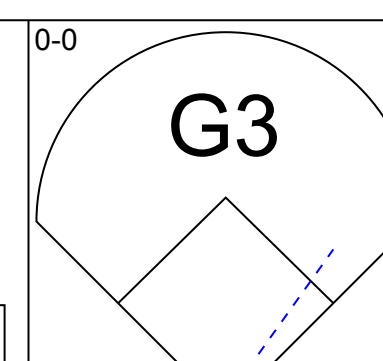
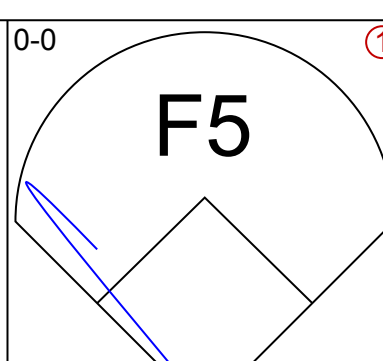
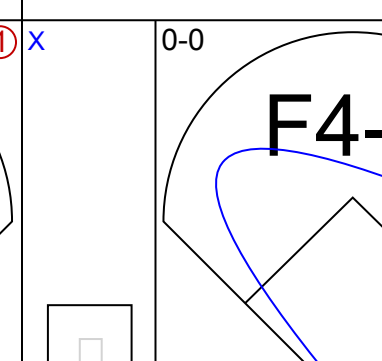

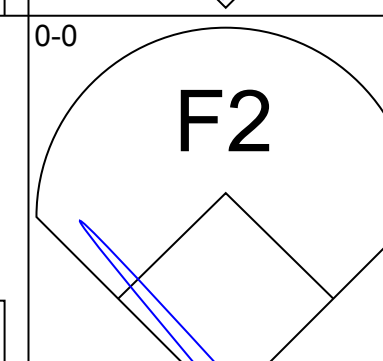
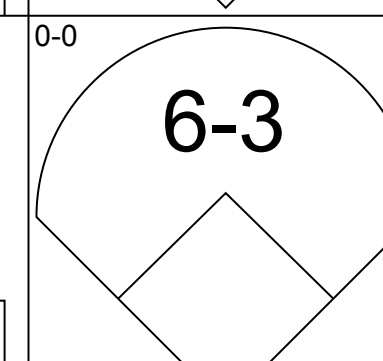
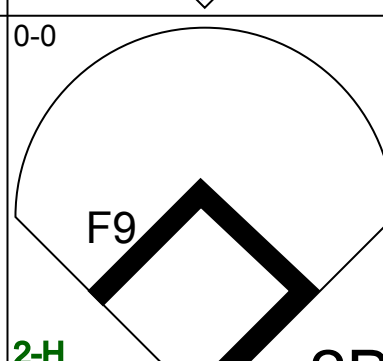

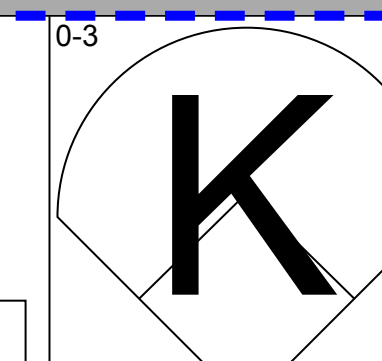
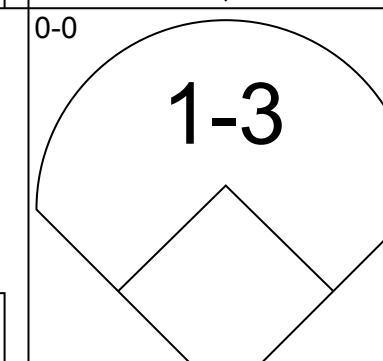
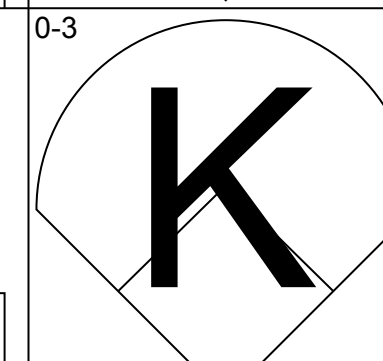
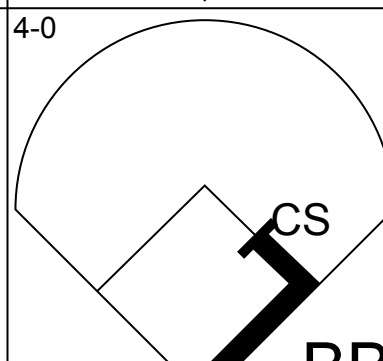

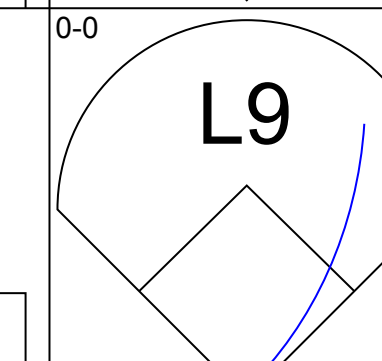
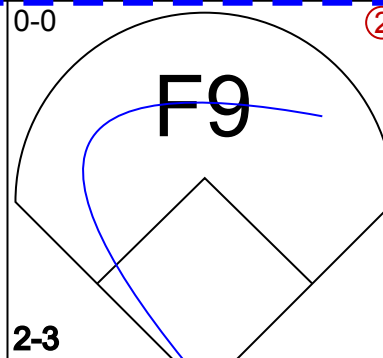

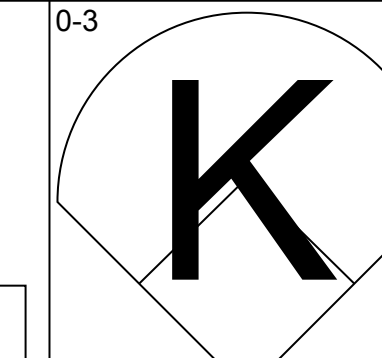
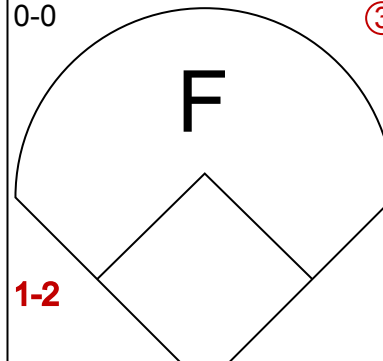
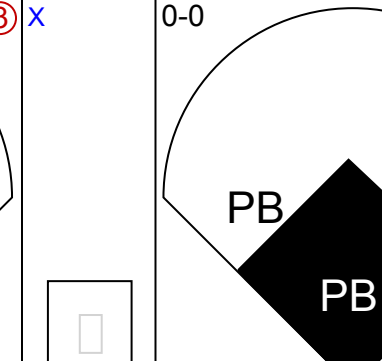

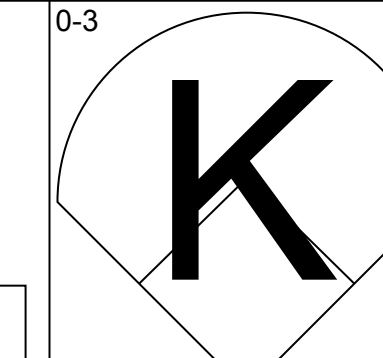
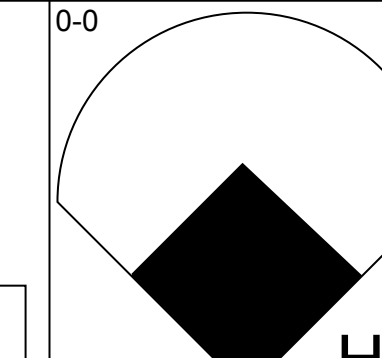
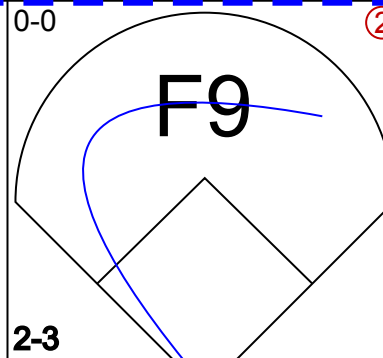

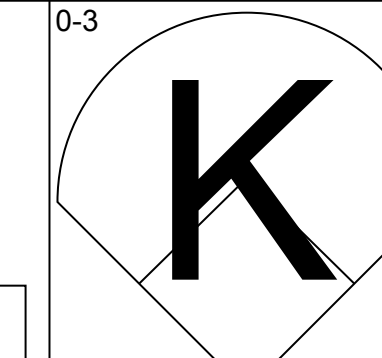
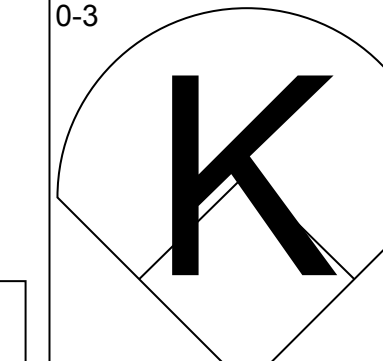
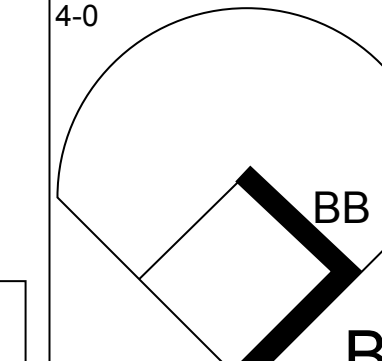
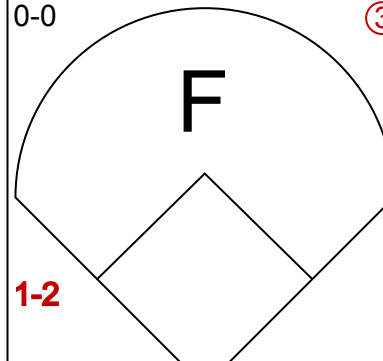
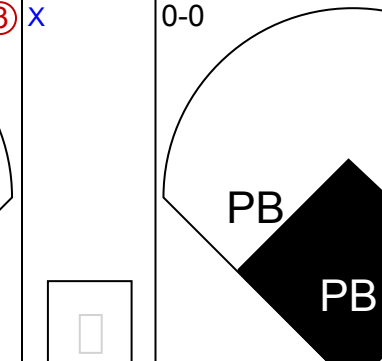


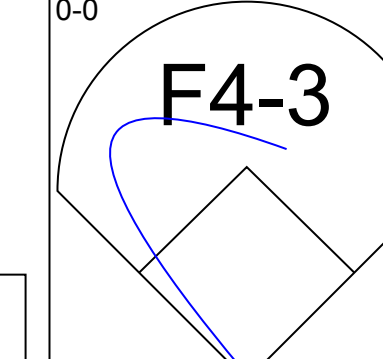
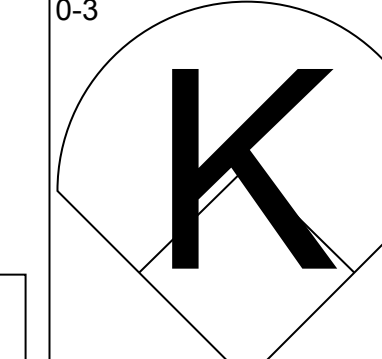

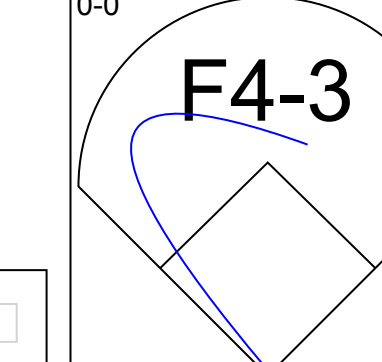
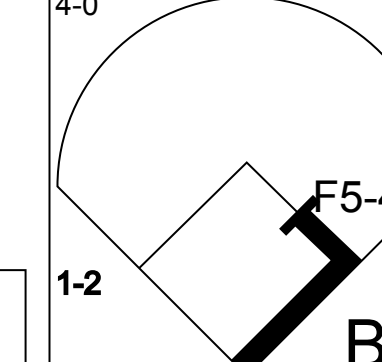
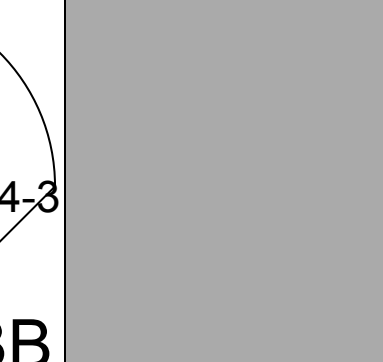
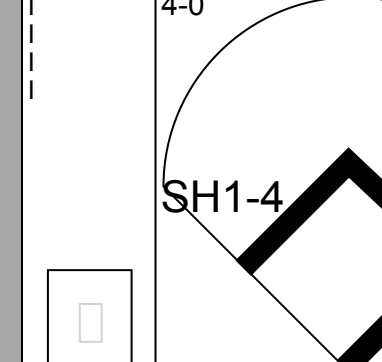
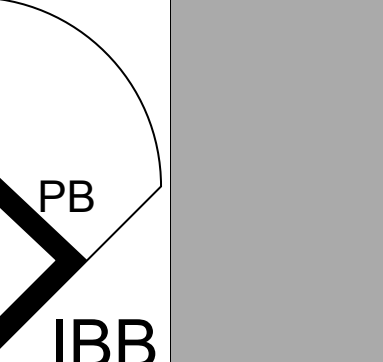
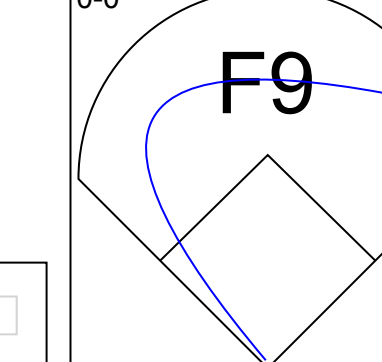
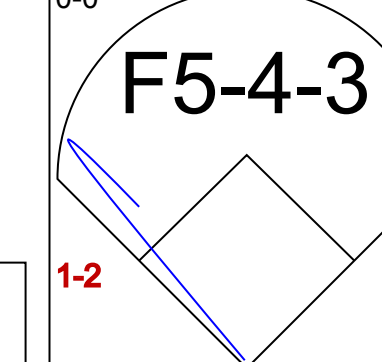
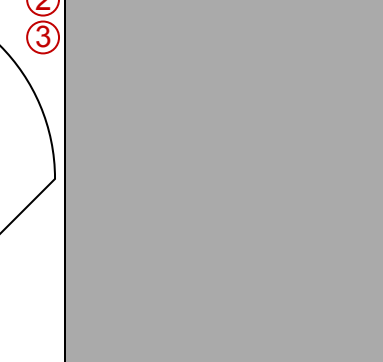
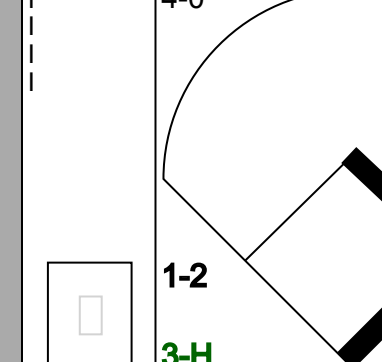
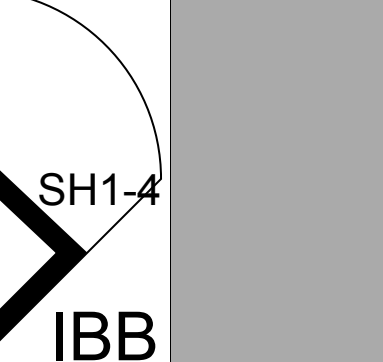
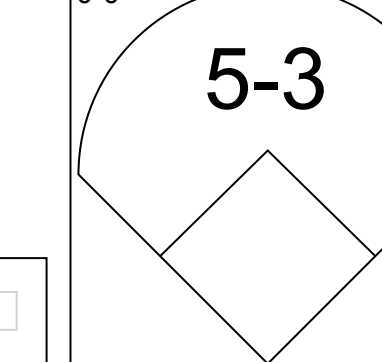
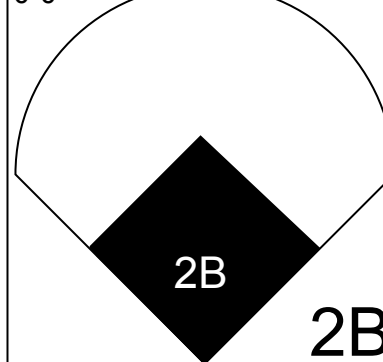
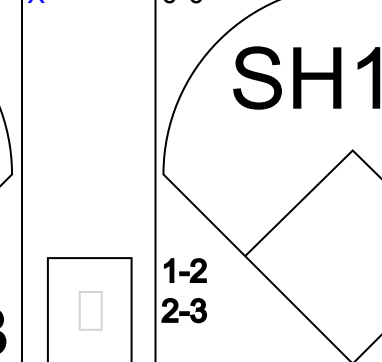
AB 28
R 5
H 8
RBI 4
BB 3
SO 5
LOB 10



Batter	1	2	3	4	5	6	7	8	9	AB	R	H	RBI	BB	SO	LOB	TOP					
Bill North, S OBP: 0.395, SLG: 0.361 Tom Griffin, R OBP: 0.100, SLG: 0.100	F4-3		FC6-4 E			L6		3-1		4	1	0	0	0	0	2	San Francisco Giants @ New York Mets Shea Stadium, Flushing, NY Sat Jul 14 1979, 3:33 AM EDT Att: 28,254 - Unknown livebaseballscorecards.com					
Terry Whitfield, L OBP: 0.363, SLG: 0.413	G3		E4					F7		4	0	2	1	0	0	0						
Jack Clark, R OBP: 0.351, SLG: 0.490	F7		F8			6-3			F8	4	0	0	0	0	0	2						
Willie McCovey, L OBP: 0.338, SLG: 0.490		G3-6 1B				G3			K	4	0	1	0	0	1	1						
Darrell Evans, L OBP: 0.351, SLG: 0.388		G3-6								1	0	0	0	3	0	1						
Roger Metzger, S OBP: 0.275, SLG: 0.292 Mike Ivie, R OBP: 0.330, SLG: 0.532																						
Johnnie LetMaster, R OBP: 0.310, SLG: 0.346																						
Dennis Littlejohn, R OBP: 0.353, SLG: 0.375																						
Vida Blue, S OBP: 0.220, SLG: 0.239 Larry Herndon, R OBP: 0.341, SLG: 0.476																						
Inning Stats	R: 0 E: 0 K: 0 S: 6	H: 0 LOB: 0 BB: 0 P: 10	R: 0 E: 0 K: 0 S: 5	H: 2 LOB: 0 BB: 0 P: 6	R: 2 E: 1 K: 1 S: 13	H: 3 LOB: 1 BB: 0 P: 21	R: 0 E: 0 K: 0 S: 5	H: 0 LOB: 0 BB: 1 P: 11	R: 0 E: 0 K: 0 S: 5	H: 0 LOB: 0 BB: 0 P: 9	R: 0 E: 0 K: 0 S: 9	H: 1 LOB: 1 BB: 0 P: 15	R: 0 E: 0 K: 0 S: 8	H: 0 LOB: 1 BB: 1 P: 14	R: 0 E: 0 K: 0 S: 8	H: 0 LOB: 0 BB: 0 P: 13		R: 0 E: 0 K: 1 S: 7	H: 0 LOB: 1 BB: 1 P: 12	1B: 5 2B: 1 3B: 0 HR: 0	SF: 0 SAC: 0 DP: 2 HBP: 0	WP: 0 PB: 0 SB: 1 CS: 1
PITCHER Tom Hausman, R ERA: 2.13	IP: 9.0 WLS: W BF: 33 H: 6 R: 2 ER: 1 SO: 2 BB: 3 IBB: 0 HBP: 0 BLK: 0 WP: 0 HR: 0 S: 66 P: 111 ERA: 1.00 WHIP: 1.000																					

Batter	1	2	3	4	5	6	7	8	9	AB	R	H	RBI	BB	SO	LOB	BOTTOM			
Joel Youngblood, R OBP: 0.367, SLG: 0.481	G4-6-3 BB		F9							3	0	2	0	1	0	0	San Francisco Giants @ New York Mets Shea Stadium, Flushing, NY Sat Jul 14 1979, 3:33 AM EDT Att: 28,254 - Unknown livebaseballscorecards.com			
Frank Taveras, R OBP: 0.293, SLG: 0.336	G4-6-3		E6							4	1	1	0	0	0	3				
Lee Mazzilli, S OBP: 0.417, SLG: 0.485	F8		F9							3	0	1	0	1	0	1				
Steve Henderson, R OBP: 0.376, SLG: 0.432 Sergio Ferrer, S																				
John Stearns, R OBP: 0.324, SLG: 0.362																				
Willie Montanez, L OBP: 0.272, SLG: 0.310																				
Elliott Maddox, R OBP: 0.327, SLG: 0.312																				
Doug Flynn, R OBP: 0.268, SLG: 0.318																				
Tom Hausman, R OBP: 0.071, SLG: 0.071																				
Inning Stats	R: 0 E: 0 K: 0 S: 6	H: 0 LOB: 0 BB: 1 P: 14	R: 2 E: 0 K: 1 S: 9	H: 2 LOB: 1 BB: 1 P: 16	R: 1 E: 1 K: 0 S: 13	H: 2 LOB: 1 BB: 0 P: 19	R: 0 E: 0 K: 0 S: 5	H: 1 LOB: 0 BB: 0 P: 6	R: 0 E: 0 K: 0 S: 7	H: 1 LOB: 2 BB: 1 P: 13	R: 0 E: 0 K: 1 S: 6	H: 0 LOB: 0 BB: 0 P: 9	R: 0 E: 0 K: 0 S: 7	H: 1 LOB: 1 BB: 0 P: 7	R: 0 E: 1 K: 0 S: 3	H: 1 LOB: 0 BB: 0 P: 3		1B: 7 2B: 2 3B: 0 HR: 0	SF: 1 SAC: 0 DP: 2 HBP: 0	WP: 0 PB: 0 SB: 1 CS: 1
PITCHER Vida Blue, L ERA: 5.61 Tom Griffin, R ERA: 3.39	IP: 7.0 WLS: L BF: 29 H: 7 R: 3 ER: 3 SO: 3 BB: 7 IBB: 0 HBP: 0 BLK: 0 WP: 0 HR: 0 S: 53 P: 84 ERA: 3.86 WHIP: 1.429																			

Batter	1	2	3	4	5	6	7	8	9	AB	R	H	RBI	BB	SO	LOB	TOP			
Joel Youngblood, R (1, 9) OBP: 0.369, SLG: 0.481										4	0	2	0	0	2	0	<p>New York Mets @ San Diego Padres San Diego Stadium, San Diego, CA Thu Jul 19, 1979, 10:05 PM EDT Att: 20,382 - Unknown</p> <p>livebaseballscores.com</p> <p>AB 33 R 1 H 8 RBI 1 BB 1 SO 4 LOB 15</p> 			
Frank Taveras, R (1, 6) OBP: 0.291, SLG: 0.336										4	0	1	0	0	0	1				
Lee Mazzilli, S (1, 8) OBP: 0.413, SLG: 0.474										3	0	0	0	1	0	2				
Richie Hebner, L (1, 5) OBP: 0.364, SLG: 0.391										4	0	0	0	0	1	4				
Steve Henderson, R (1, 7) OBP: 0.382, SLG: 0.443										4	1	2	0	0	0	2				
Willie Montanez, L (1, 3) OBP: 0.271, SLG: 0.308										4	0	2	1	0	0	0				
Alex Trevino, R (1, 2) OBP: 0.424, SLG: 0.459										4	0	1	0	0	0	3				
Doug Flynn, R (1, 4) OBP: 0.255, SLG: 0.315										3	0	0	0	0	0	3				
Kevin Kobel, R (1, 1) OBP: 0.179, SLG: 0.179										2	0	0	0	0	1	0				
Neil Allen, R (6, 1)										0	0	0	0	0	0	0				
Andy Hassler, L (7, 1)										0	0	0	0	0	0	0				
John Stearns, R (8, PH) OBP: 0.320, SLG: 0.356										1	0	0	0	0	0	0				
Wayne Twitchell, R (8, 1) OBP: 0.400, SLG: 0.400										0	0	0	0	0	0	0				
Inning Stats	R: 0 E: 0 K: 1 S: 5	H: 0 LOB: 0 BB: 0 P: 5	R: 0 E: 0 K: 1 S: 5	H: 0 LOB: 0 BB: 0 P: 5	R: 0 E: 0 K: 0 S: 3	H: 1 LOB: 0 BB: 0 P: 3	R: 0 E: 0 K: 0 S: 5	H: 2 LOB: 2 BB: 0 P: 5	R: 0 E: 0 K: 1 S: 6	H: 1 LOB: 2 BB: 1 P: 10	R: 0 E: 0 K: 0 S: 4	H: 2 LOB: 1 BB: 0 P: 4	R: 0 E: 0 K: 1 S: 5	H: 0 LOB: 0 BB: 0 P: 5	R: 1 E: 0 K: 0 S: 5	H: 2 LOB: 1 BB: 0 P: 5	1B: 6 2B: 2 3B: 0 HR: 0	SF: 0 SAC: 0 DP: 2 HBP: 0	WP: 0 PB: 0 SB: 0 CS: 0	PA: 34
PITCHER	IP WLS BF H R ER SO BB IBB HBP BLK WP HR S P ERA WHIP																			
Randy Jones, L (1, 1) ERA: 3.55	9.0 W 34 8 1 1 4 1 0 0 0 0 0 41 45 1.00 1.000																			

Batter	1	2	3	4	5	6	7	8	9	AB	R	H	RBI	BB	SO	LOB	BOTTOM	
Gene Richards, L (1, 8) OBP: 0.345, SLG: 0.360										4	0	0	0	0	0	3	<p>New York Mets @ San Diego Padres San Diego Stadium, San Diego, CA Thu Jul 19, 1979, 10:05 PM EDT Att: 20,382 - Unknown</p> <p>livebaseballscores.com</p> <p>AB 26 R 3 H 4 RBI 2 BB 5 SO 7 LOB 11</p> 	
Dan Briggs, L (8, 8) OBP: 0.299, SLG: 0.399										4	0	1	1	0	1	0		
Ozzie Smith, S (1, 6) OBP: 0.254, SLG: 0.240										2	0	0	0	0	1	0		
Paul Dade, R (1, 5) OBP: 0.351, SLG: 0.290										1	0	0	0	1	0	0		
Kurt Bevacqua, R (6, PH) OBP: 0.351, SLG: 0.290										4	1	1	1	0	2	2		
Dave Winfield, R (1, 9) OBP: 0.408, SLG: 0.623										3	1	1	0	1	1	2		
Gene Tenace, R (1, 3) OBP: 0.399, SLG: 0.436										3	1	1	0	1	1	2		
Jay Johnstone, L (1, 7) OBP: 0.310, SLG: 0.331										3	0	0	0	0	2	2		
Fernando Gonzalez, R (1, 4) OBP: 0.271, SLG: 0.390										1	0	0	0	2	0	0		
Fred Kendall, R (1, 2) OBP: 0.288, SLG: 0.271										2	0	0	0	1	0	2		
Randy Jones, R (1, 1) OBP: 0.196, SLG: 0.235										2	1	1	0	0	0	0		
Inning Stats	R: 0 E: 0 K: 0 S: 3	H: 0 LOB: 0 BB: 0 P: 3	R: 0 E: 0 K: 2 S: 7	H: 0 LOB: 0 BB: 0 P: 7	R: 0 E: 0 K: 0 S: 3	H: 0 LOB: 0 BB: 0 P: 3	R: 0 E: 0 K: 1 S: 5	H: 0 LOB: 0 BB: 0 P: 5	R: 1 E: 0 K: 0 S: 4	H: 1 LOB: 1 BB: 1 P: 8	R: 1 E: 0 K: 1 S: 6	H: 1 LOB: 2 BB: 2 P: 14	R: 0 E: 0 K: 2 S: 7	H: 0 LOB: 0 BB: 0 P: 7	1B: 1 2B: 2 3B: 0 HR: 1	SF: 0 SAC: 1 DP: 1 HBP: 0	WP: 0 PB: 2 SB: 0 CS: 1	PA: 32
PITCHER	IP WLS BF H R ER SO BB IBB HBP BLK WP HR S P ERA WHIP																	
Kevin Kobel, L (1, 1) ERA: 3.39	5.1 L 21 3 2 2 4 3 0 0 0 0 0 26 38 3.38 1.125																	
Neil Allen, R (6, 1) ERA: 4.51	0.2 3 1 1 1 0 0 0 0 0 0 0 2 2 13.50 1.500																	
Andy Hassler, L (7, 1) ERA: 4.28	1.0 5 0 0 0 1 0 2 0 0 0 0 5 13 0.00 0.000																	
Wayne Twitchell, R (8, 1) ERA: 5.2	1.0 3 0 0 0 2 0 0 0 0 0 0 7 7 0.00 0.000																	

Batter	1	2	3	4	5	6	7	8	9	AB	R	H	RBI	BB	SO	LOB	TOP			
Joel Youngblood, R OBP: 0.367, SLG: 0.484 (1, 9)										4	1	1	0	0	0	1				
Frank Taveras, R OBP: 0.288, SLG: 0.332 (1, 6)										4	0	0	0	0	1	1				
Lee Mazzilli, S OBP: 0.409, SLG: 0.469 (1, 8)										4	0	0	0	0	1	1				
Steve Henderson, R OBP: 0.384, SLG: 0.450 (1, 7)										4	0	2	1	0	1	0				
Richie Hebner, L OBP: 0.361, SLG: 0.386 (1, 5)										3	0	0	0	0	1	2				
Willie Montanez, L OBP: 0.289, SLG: 0.306 (1, 3)										3	0	0	0	0	0	0				
John Stearns, R OBP: 0.317, SLG: 0.352 (1, 2)										3	0	0	0	0	1	0				
Doug Flynn, R OBP: 0.256, SLG: 0.318 (1, 4)										3	0	1	0	0	0	0				
Craig Swan, R OBP: 0.161, SLG: 0.098 (1, 1)										2	0	0	0	1	2	1				
Inning Stats	R: 0 E: 0 K: 0 S: 3	H: 0 LOB: 0 BB: 0 P: 3	R: 0 E: 0 K: 2 S: 7	H: 0 LOB: 0 BB: 0 P: 7	R: 0 E: 0 K: 1 S: 5	H: 0 LOB: 0 BB: 0 P: 5	R: 1 E: 0 K: 0 S: 5	H: 2 LOB: 1 BB: 0 P: 5	R: 0 E: 1 K: 2 S: 8	H: 1 LOB: 1 BB: 0 P: 8	R: 0 E: 0 K: 0 S: 3	H: 1 LOB: 0 BB: 0 P: 3	R: 0 E: 0 K: 0 S: 3	H: 0 LOB: 1 BB: 1 P: 7	R: 0 E: 0 K: 0 S: 3	H: 0 LOB: 0 BB: 0 P: 3	1B: 1 2B: 1 3B: 2 HR: 0	SF: 0 SAC: 0 DP: 1 HBP: 0	WP: 0 PB: 0 SB: 0 CS: 0	PA: 31
PITCHER Gaylord Perry, R ERA: 2.59 (1, 1)	IP: 9.0 WLS: W BF: 31 H: 4 R: 1 ER: 1 SO: 7 BB: 1 IBB: 0 HBP: 0 BLK: 0 WP: 0 HR: 0 S: 44 P: 48 ERA: 1.00 WHIP: 0.556															PITCHER				

New York Mets @ San Diego Padres
San Diego Stadium, San Diego, CA
Fri Jul 20 1979, 10:05 PM EDT
Att: 16,381 - Unknown

AB 30
R 1
H 4
RBI 1
BB 1
SO 7
LOB 6





Batter	1	2	3	4	5	6	7	8	9	AB	R	H	RBI	BB	SO	LOB	BOTTOM	
Ozzie Smith, S OBP: 0.251, SLG: 0.237 (1, 6)										4	0	0	0	0	0	0		
Dan Briggs, L OBP: 0.298, SLG: 0.408 (1, 3)										4	1	1	0	0	1	0		
Jerry Turner, L OBP: 0.312, SLG: 0.400 (1, 7)										4	1	1	1	0	0	1		
Dave Winfield, R OBP: 0.407, SLG: 0.621 (1, 9)										3	0	1	1	0	0	0		
Gene Tenace, R OBP: 0.399, SLG: 0.433 (1, 2)										2	0	0	0	1	0	1		
Jay Johnstone, L OBP: 0.317, SLG: 0.333 (1, 8)										2	0	1	0	1	0	1		
Kurt Bevacqua, R OBP: 0.345, SLG: 0.284 (1, 5)										3	0	0	0	0	0	3		
Fernando Gonzalez, R OBP: 0.289, SLG: 0.387 (1, 4)										2	0	0	0	0	0	0		
Gene Richards, L OBP: 0.345, SLG: 0.359 (8, PH)										1	0	0	0	0	0	0		
Bill Almon, R OBP: 0.281, SLG: 0.234 (9, 4)										0	0	0	0	0	0	0		
Gaylord Perry, R OBP: 0.151, SLG: 0.216 (1, 1)										3	0	0	0	0	0	0		
Inning Stats	R: 0 E: 0 K: 0 S: 3	H: 0 LOB: 0 BB: 0 P: 3	R: 0 E: 0 K: 0 S: 2	H: 0 LOB: 0 BB: 1 P: 6	R: 0 E: 0 K: 0 S: 3	H: 0 LOB: 0 BB: 0 P: 3	R: 0 E: 0 K: 0 S: 3	H: 0 LOB: 0 BB: 0 P: 3	R: 1 E: 0 K: 0 S: 5	H: 2 LOB: 2 BB: 1 P: 9	R: 0 E: 0 K: 0 S: 3	H: 0 LOB: 0 BB: 0 P: 3	R: 1 E: 0 K: 1 S: 4	H: 1 LOB: 0 BB: 0 P: 4	1B: 2 2B: 0 3B: 1 HR: 1	SF: 0 SAC: 0 DP: 1 HBP: 0	WP: 0 PB: 0 SB: 1 CS: 0	PA: 30
PITCHER Craig Swan, R ERA: 3.23 (1, 1)	IP: 8.1 WLS: L BF: 30 H: 4 R: 2 ER: 2 SO: 1 BB: 1 IBB: 1 HBP: 0 BLK: 0 WP: 0 HR: 1 S: 30 P: 38 ERA: 2.16 WHIP: 0.600															PITCHER		

New York Mets @ San Diego Padres
San Diego Stadium, San Diego, CA
Fri Jul 20 1979, 10:05 PM EDT
Att: 16,381 - Unknown

AB 28
R 2
H 4
RBI 2
BB 2
SO 1
LOB 6





Batter	1	2	3	4	5	6	7	8	9	AB	R	H	RBI	BB	SO	LOB	TOP										
Joel Youngblood, R OBP: 0.365, SLG: 0.480 Sergio Ferrer, S (9, 5)	6-3		FC4-6		K			F7		5	0	1	0	0	1	1	<p>New York Mets @ San Diego Padres San Diego Stadium, San Diego, CA</p> <p>Sat Jul 21 1979, 10:05 PM EDT Att: 25,327 - Unknown</p> <p>livebaseballscores.com</p> <p>AB 36 R 2 H 11 RBI 1 BB 2 SO 4 LOB 18</p> 										
Frank Taveras, R OBP: 0.292, SLG: 0.341 (1, 6)	2B		6-3					F9		5	2	3	0	0	1	2											
Lee Mazzilli, S OBP: 0.407, SLG: 0.466 (1, 8)	K				L6			F7		4	0	1	0	0	1	1											
Steve Henderson, R OBP: 0.385, SLG: 0.454 (1, 7)	G3				2B			F9		4	0	2	0	0	0	3											
John Stearns, R OBP: 0.319, SLG: 0.355 (1, 2)			F5		FC6-2			F6		3	0	1	0	1	0	1											
Willie Montanez, L OBP: 0.269, SLG: 0.305 (1, 3)	L8				FC6-2					4	0	1	1	0	0	2											
Elliott Maddox, R OBP: 0.336, SLG: 0.337 (1, 9)					F7					3	0	1	0	1	0	5											
Doug Flynn, R OBP: 0.252, SLG: 0.314 (1, 4)	FC6-4									4	0	0	0	0	1	2											
Tom Hausman, R OBP: 0.125, SLG: 0.125 Gil Flores, R OBP: 0.250, SLG: 0.212 Neil Allen, R (7, PH) Andy Hassler, L (9, 1)										2	0	1	0	0	0	0											
										1	0	0	0	0	0	1											
										0	0	0	0	0	0	0											
Inning Stats	R: 0 E: 0 K: 1 S: 6	H: 1 LOB: 1 BB: 0 P: 6	R: 0 E: 0 K: 0 S: 3	H: 0 LOB: 1 BB: 1 P: 7	R: 0 E: 0 K: 0 S: 3	H: 1 LOB: 0 BB: 0 P: 3	R: 0 E: 0 K: 0 S: 5	H: 2 LOB: 2 BB: 0 P: 5	R: 0 E: 0 K: 1 S: 5	H: 0 LOB: 0 BB: 0 P: 5	R: 1 E: 0 K: 0 S: 4	H: 2 LOB: 0 BB: 0 P: 4	R: 0 E: 0 K: 1 S: 6	H: 1 LOB: 1 BB: 0 P: 6	R: 1 E: 0 K: 0 S: 6	H: 3 LOB: 3 BB: 1 P: 10	R: 0 E: 0 K: 1 S: 6	H: 1 LOB: 1 BB: 0 P: 6	1B: 6 2B: 5 3B: 0 HR: 0	SF: 0 SAC: 0 DP: 0 HBP: 0	WP: 0 PB: 0 SB: 1 CS: 3	PA: 38					
PITCHER	IP	WLS	BF	H	R	ER	SO	BB	IBB	HBP	BLK	WP	HR	S	P	ERA	WHIP										
Bob Shirley, L ERA: 2.76 (1, 1)	7.2	L	33	10	2	1	3	2	0	0	0	0	0	37	45	1.17	1.565										
Mark Lee, R ERA: 5.27 (8, 1)	0.1		1	0	0	0	0	0	0	0	0	0	0	1	1	0.00	0.000										
Rollie Fingers, R ERA: 3.74 (9, 1)	1.0		4	1	0	0	1	0	0	0	0	0	0	6	6	0.00	1.000										

Batter	1	2	3	4	5	6	7	8	9	AB	R	H	RBI	BB	SO	LOB	BOTTOM										
Ozzie Smith, S OBP: 0.249, SLG: 0.234 (1, 6)	3-1		G3		F4-3			6-3		4	0	0	0	0	0	1	<p>New York Mets @ San Diego Padres San Diego Stadium, San Diego, CA</p> <p>Sat Jul 21 1979, 10:05 PM EDT Att: 25,327 - Unknown</p> <p>livebaseballscores.com</p> <p>AB 29 R 1 H 3 RBI 1 BB 4 SO 8 LOB 9</p> 										
Dan Briggs, L OBP: 0.297, SLG: 0.400 Paul Dade, R OBP: 0.327, SLG: 0.365 (9, FR)	K		L7							3	0	0	0	1	1	0											
Jerry Turner, L OBP: 0.309, SLG: 0.395 (1, 7)	K				F5			K		4	0	0	0	0	2	1											
Dave Winfield, R OBP: 0.406, SLG: 0.616 (1, 9)					6-3			6-3		3	0	0	0	1	0	1											
Gene Tenace, R OBP: 0.397, SLG: 0.428 Bill Almon, R OBP: 0.281, SLG: 0.234 (9, FR)										3	0	0	0	1	2	1											
Jay Johnstone, L OBP: 0.322, SLG: 0.338 (1, 8)										0	0	0	0	0	0	0											
Kurt Bevacqua, R OBP: 0.345, SLG: 0.280 (1, 5)										4	1	2	0	0	1	1											
Fernando Gonzalez, R OBP: 0.270, SLG: 0.387 (1, 4)										2	0	0	0	1	0	1											
Bob Shirley, R OBP: 0.103, SLG: 0.107 Mark Lee, R OBP: 0.400, SLG: 0.400 Gene Richards, L OBP: 0.344, SLG: 0.358 Rollie Fingers, R OBP: 0.100, SLG: 0.100 (9, 1)										3	0	1	1	0	0	2											
										2	0	0	0	0	1	1											
										0	0	0	0	0	0	0											
										1	0	0	0	1	0	0											
										0	0	0	0	0	0	0											
Inning Stats	R: 0 E: 0 K: 2 S: 7	H: 0 LOB: 0 BB: 0 P: 7	R: 0 E: 0 K: 2 S: 7	H: 0 LOB: 2 BB: 2 P: 15	R: 0 E: 0 K: 1 S: 5	H: 0 LOB: 0 BB: 0 P: 5	R: 0 E: 0 K: 1 S: 5	H: 0 LOB: 0 BB: 0 P: 5	R: 1 E: 0 K: 0 S: 5	H: 2 LOB: 1 BB: 0 P: 5	R: 0 E: 0 K: 1 S: 5	H: 0 LOB: 0 BB: 0 P: 5	R: 0 E: 0 K: 1 S: 5	H: 0 LOB: 0 BB: 0 P: 5	R: 0 E: 0 K: 1 S: 3	H: 0 LOB: 2 BB: 2 P: 11	R: 0 E: 0 K: 0 S: 3	H: 1 LOB: 2 BB: 2 P: 11	1B: 3 2B: 0 3B: 0 HR: 0	SF: 0 SAC: 0 DP: 0 HBP: 0	WP: 0 PB: 0 SB: 1 CS: 0	PA: 33					
PITCHER	IP	WLS	BF	H	R	ER	SO	BB	IBB	HBP	BLK	WP	HR	S	P	ERA	WHIP										
Tom Hausman, R ERA: 2.05 (1, 1)	6.0		22	2	1	1	7	2	0	0	0	0	0	34	42	1.50	0.667										
Neil Allen, R ERA: 4.56 (7, 1)	2.2	W	10	0	0	0	1	2	0	0	0	0	0	10	18	0.00	0.750										
Andy Hassler, L ERA: 4.25 (9, 1)	0.1	S	1	1	0	0	0	0	0	0	0	0	0	1	1	0.00	3.000										

Batter	1	2	3	4	5	6	7	8	9	AB	R	H	RBI	BB	SO	LOB	TOP					
Joel Youngblood, R (1, 5) <small>OBP: 0.382, SLG: 0.477</small> Wayne Twitchell, R (5, 1) <small>OBP: 0.405, SLG: 0.400</small> Ron Hodges, R (8, 1) <small>OBP: 0.296, SLG: 0.200</small> Dale Murray, R (9, 1) <small>OBP: 0.419, SLG: 0.453</small>	F8		BB					6-3	F8	2	0	0	0	1	0	2	New York Mets @ Los Angeles Dodgers Dodger Stadium, Los Angeles, CA Sun Jul 22 1979, 3:33 AM PDT Att: 34,198 - Unknown					
Frank Taveras, R (1, 6) <small>OBP: 0.289, SLG: 0.338</small>	F9		BB					5-3		4	0	0	0	0	2	2						
Lee Mazzilli, S (1, 8) <small>OBP: 0.408, SLG: 0.469</small>	K									4	0	2	0	0	1	0						
Steve Henderson, R (1, 7) <small>OBP: 0.381, SLG: 0.449</small>										4	0	0	0	0	2	2						
Richie Hebner, L (1, 3) <small>OBP: 0.360, SLG: 0.384</small>	4-3									4	0	1	0	0	1	0						
John Stearns, R (1, 2) <small>OBP: 0.318, SLG: 0.357</small>	6-3									4	1	1	0	0	1	1						
Elliott Maddox, R (1, 9) <small>OBP: 0.342, SLG: 0.337</small>										3	1	1	0	1	0	1						
Doug Flynn, R (1, 4) <small>OBP: 0.253, SLG: 0.314</small> Ed Kranevool, L (9, PH) <small>OBP: 0.294, SLG: 0.279</small> Sergio Ferrer, S (9, FR) <small>OBP: 0.271, SLG: 0.307</small> Ed Glynn, R (9, 1)	F9									3	0	1	0	0	0	2						
Dock Ellis, S (1, 1) <small>OBP: 0.250, SLG: 0.182</small> Gil Flores, R (5, PH) <small>OBP: 0.263, SLG: 0.229</small> Willie Montanez, L (9, PH) <small>OBP: 0.271, SLG: 0.307</small>	BB									1	0	1	0	0	0	0						
Inning Stats	R: 0 E: 0 K: 1 S: 5	H: 0 LOB: 0 BB: 0 P: 5	R: 0 E: 0 K: 1 S: 5	H: 0 LOB: 0 BB: 0 P: 5	R: 0 E: 0 K: 1 S: 6	H: 1 LOB: 2 BB: 1 P: 10	R: 0 E: 0 K: 1 S: 5	H: 1 LOB: 0 BB: 0 P: 5	R: 1 E: 0 K: 0 S: 4	H: 2 LOB: 1 BB: 1 P: 8	R: 0 E: 0 K: 1 S: 5	H: 0 LOB: 0 BB: 0 P: 5	R: 0 E: 0 K: 1 S: 7	H: 2 LOB: 2 BB: 0 P: 7	R: 0 E: 0 K: 1 S: 6	H: 1 LOB: 1 BB: 0 P: 6		R: 2 E: 0 K: 0 S: 5	H: 2 LOB: 2 BB: 1 P: 9	1B: 7 2B: 2 3B: 0 HR: 0	SF: 0 SAC: 0 DP: 2 HBP: 0	WP: 1 PB: 0 SB: 0 CS: 0
PITCHER	IP WLS BF H R ER SO BB IBB HBP BLK WP HR S P ERA WHIP																					
Charlie Hough, R (1, 1) <small>ERA: 4.4</small> Dave Patterson, R (7, 1) <small>ERA: 8.25</small> Lerrin LaGrow, R (9, 1) <small>ERA: 5.83</small>	6.0 22 4 1 1 5 2 0 0 0 0 0 0 30 38 1.50 1.000																					

Batter	1	2	3	4	5	6	7	8	9	AB	R	H	RBI	BB	SO	LOB	BOTTOM			
Davey Lopes, R (1, 4) <small>OBP: 0.359, SLG: 0.503</small>	S									4	1	3	1	1	1	1	New York Mets @ Los Angeles Dodgers Dodger Stadium, Los Angeles, CA Sun Jul 22 1979, 3:33 AM PDT Att: 34,198 - Unknown			
Bill Russell, R (1, 6) <small>OBP: 0.287, SLG: 0.364</small>	BB									3	1	0	0	1	0	3				
Steve Garvey, R (1, 3) <small>OBP: 0.356, SLG: 0.495</small>	BB									4	0	1	1	0	0	0				
Ron Cey, R (1, 5) <small>OBP: 0.382, SLG: 0.482</small>	F9									4	0	1	0	0	2	2				
Dusty Baker Jr., R (1, 7) <small>OBP: 0.322, SLG: 0.435</small>	SF9									3	0	1	1	0	0	1				
Joe Ferguson, R (1, 9) <small>OBP: 0.383, SLG: 0.415</small>	BB									4	0	1	0	0	1	1				
Derrel Thomas, S (1, 8) <small>OBP: 0.343, SLG: 0.345</small>	F4-3									3	1	0	0	1	0	2				
Steve Yeager, R (1, 2) <small>OBP: 0.289, SLG: 0.407</small>	F8									3	1	1	1	1	0	1				
Charlie Hough, R (1, 1) <small>OBP: 0.182, SLG: 0.273</small> Von Hayes, R (5, PH) <small>OBP: 0.325, SLG: 0.400</small> Dave Patterson, R (7, 1) <small>ERA: 8.25</small> Lerrin LaGrow, R (9, 1) <small>ERA: 5.83</small> Manny Mota, R (9, PH) <small>OBP: 0.307, SLG: 0.358</small> Ted Martinez, R (9, PH) <small>OBP: 0.340, SLG: 0.375</small>	K									1	0	0	0	0	1	0				
Inning Stats	R: 2 E: 0 K: 0 S: 6	H: 3 LOB: 2 BB: 1 P: 10	R: 0 E: 0 K: 1 S: 5	H: 0 LOB: 1 BB: 1 P: 9	R: 0 E: 0 K: 1 S: 6	H: 1 LOB: 1 BB: 0 P: 6	R: 1 E: 1 K: 1 S: 7	H: 1 LOB: 1 BB: 0 P: 7	R: 0 E: 0 K: 0 S: 3	H: 0 LOB: 0 BB: 1 P: 7	R: 0 E: 0 K: 0 S: 3	H: 1 LOB: 0 BB: 0 P: 3	R: 0 E: 0 K: 2 S: 7	H: 0 LOB: 0 BB: 0 P: 7	R: 1 E: 0 K: 0 S: 3	H: 2 LOB: 2 BB: 1 P: 7		1B: 8 2B: 1 3B: 0 HR: 0	SF: 1 SAC: 1 DP: 0 HBP: 0	WP: 0 PB: 0 SB: 2 CS: 1
PITCHER	IP WLS BF H R ER SO BB IBB HBP BLK WP HR S P ERA WHIP																			
Dock Ellis, R (1, 1) <small>ERA: 5.84</small> Wayne Twitchell, R (5, 1) <small>ERA: 4.89</small> Dale Murray, R (8, 1) <small>ERA: 3.89</small> Ed Glynn, L (9, 1) <small>ERA: 2.83</small>	4.0 10 2 0 0 0 1 0 0 0 0 0 9 13 0.00 1.000																			

Batter	1	2	3	4	5	6	7	8	9	AB	R	H	RBI	BB	SO	LOB	TOP					
Frank Taveras, R (1,6) OBP: 0.289, SLG: 0.335	0-0 6-3		4-0 F9 4-3 BB		0-0 FC6-4 1-2			0-0 F2		3	0	0	0	1	0	1	<p>New York Mets @ Los Angeles Dodgers Dodger Stadium, Los Angeles, CA Mon Jul 23 1979, 7:05 PM PDT Att: 25,351 - Unknown</p> <p>livebaseballscores.com</p> <p>AB 30 R 1 H 7 RBI 1 BB 3 SO 4 LOB 11</p> 					
Elliott Maddox, R (1,5) OBP: 0.331, SLG: 0.324	0-0 F8		0-0 4-3		0-0 F8 1-2			0-0 5-3		4	0	0	0	0	2							
Lee Mazzilli, S (1,8) OBP: 0.407, SLG: 0.467	4-0 PB		0-0 F9		0-0 F7			0-3 K		2	0	0	0	1	0	1						
Alex Trevino, R (6,5)	0-0 BB		0-0 2-3		0-0 6-3			0-0 5-3		4	0	0	0	0	1	1						
Steve Henderson, R (1,7)	0-0 6-3			0-3 K				0-0 6-3		3	1	2	0	1	1	0						
John Stearns, R (1,2)		4-0 G4-6-3 BB		0-0 WP 2B 1B				0-3 K		4	0	1	1	0	0	2						
Willie Montanez, L (1,3)		0-0 G4-6-3 1-2		0-0 1B 1H 2B				0-0 6-3		3	0	1	1	0	0	2						
Dan Norman, R (1,9)		0-0 1B		0-0 F4-6-3 1B				0-0 6-3		3	0	2	0	0	0	0						
Doug Flynn, R (1,4)		0-0 FC6-4 1B		0-0 F4-6-3 1-2				0-0 F6-3		3	0	1	0	0	0	2						
Pete Falcone, L (1,1)		0-0 FC6-4			0-0 FC6-4 1B			0-3 K		2	0	1	0	0	0	2						
Gil Flores, R (8,PH) OBP: 0.256, SLG: 0.222										1	0	0	0	0	1	0						
Dale Murray, R (8,1)										0	0	0	0	0	0	0						
Inning Stats	R: 0 E: 0 K: 0 S: 3	H: 0 LOB: 1 BB: 1 P: 7	R: 0 E: 0 K: 0 S: 4	H: 2 LOB: 2 BB: 1 P: 8	R: 0 E: 0 K: 0 S: 2	H: 0 LOB: 0 BB: 1 P: 6	R: 1 E: 0 K: 1 S: 7	H: 3 LOB: 1 BB: 0 P: 7	R: 0 E: 0 K: 0 S: 3	H: 1 LOB: 0 BB: 0 P: 3	R: 0 E: 0 K: 1 S: 5	H: 0 LOB: 0 BB: 0 P: 5	R: 0 E: 0 K: 0 S: 3	H: 0 LOB: 0 BB: 0 P: 3	R: 0 E: 0 K: 1 S: 5	H: 0 LOB: 0 BB: 0 P: 5	R: 0 E: 0 K: 1 S: 6	H: 1 LOB: 1 BB: 0 P: 6	1B: 5 2B: 2 3B: 0 HR: 0	SF: 0 SAC: 0 DP: 2 HBP: 0	WP: 1 PB: 1 SB: 0 CS: 0	PA: 33
PITCHER Jerry Reuss, L (1,1) ERA: 5.04	IP: 9.0 WLS: W BF: 33 H: 7 R: 1 ER: 1 SO: 4 BB: 3 IBB: 0 HBP: 0 BLK: 0 WP: 1 HR: 0 S: 38 P: 50 ERA: 1.00 WHIP: 1.111															PITCHER	IP: 9.0 WLS: W BF: 33 H: 7 R: 1 ER: 1 SO: 4 BB: 3 IBB: 0 HBP: 0 BLK: 0 WP: 1 HR: 0 S: 38 P: 50 ERA: 1.00 WHIP: 1.111					

Batter	1	2	3	4	5	6	7	8	9	AB	R	H	RBI	BB	SO	LOB	BOTTOM					
Davey Lopes, R (1,4) OBP: 0.360, SLG: 0.511	0-0 1B 5-3 1B		0-3 K			0-0 IHR		0-0 5-3		4	2	2	1	0	1	0	<p>New York Mets @ Los Angeles Dodgers Dodger Stadium, Los Angeles, CA Mon Jul 23 1979, 7:05 PM PDT Att: 25,351 - Unknown</p> <p>livebaseballscores.com</p> <p>AB 29 R 3 H 6 RBI 3 BB 4 SO 8 LOB 12</p> 					
Bill Russell, R (1,6) OBP: 0.289, SLG: 0.365	0-0 1B 5-3 1B		0-0 5-3			0-3 K		0-0 BB S 1B		4	1	2	0	0	1	0						
Steve Garvey, R (1,3)	0-0 5-3		0-0 5-3			0-0 L7		4-0 BB 1B		3	0	0	1	1	0	1						
Ron Cey, R (1,5)	0-0 5-3			0-3 K		0-0 F4		0-0 F8		4	0	0	0	0	1	3						
Dusty Baker Jr., R (1,7)	0-0 1B			0-0 6-3				0-3 K		3	0	1	1	1	1	0						
Joe Ferguson, R (1,9)	0-0 5-3			0-0 P6				1-2 2-3 BB		4	0	1	0	0	0	4						
Derrel Thomas, S (1,8)		4-0 CS BB			0-3 K			1-3 1-2		2	0	0	0	1	1	1						
Steve Yeager, R (1,2)		0-0 F4-3			0-0 F4			4-0 IBB		2	0	0	0	1	0	1						
Jerry Reuss, L (1,1)		0-3 K			0-3 K			0-3 K		3	0	0	0	0	3	2						
Inning Stats	R: 2 E: 0 K: 0 S: 6	H: 3 LOB: 1 BB: 0 P: 6	R: 0 E: 0 K: 1 S: 4	H: 0 LOB: 0 BB: 1 P: 8	R: 0 E: 0 K: 1 S: 5	H: 0 LOB: 0 BB: 0 P: 5	R: 0 E: 0 K: 1 S: 5	H: 0 LOB: 0 BB: 0 P: 5	R: 0 E: 0 K: 2 S: 7	H: 0 LOB: 0 BB: 0 P: 7	R: 1 E: 0 K: 1 S: 6	H: 1 LOB: 0 BB: 0 P: 6	R: 0 E: 0 K: 2 S: 8	H: 1 LOB: 2 BB: 1 P: 12	R: 0 E: 0 K: 0 S: 4	H: 1 LOB: 3 BB: 2 P: 12		R: 0 E: 0 K: 0 S: 4	H: 1 LOB: 3 BB: 2 P: 12	1B: 5 2B: 0 3B: 0 HR: 1	SF: 0 SAC: 0 DP: 0 HBP: 0	WP: 0 PB: 0 SB: 1 CS: 1
PITCHER Pete Falcone, L (1,1) ERA: 5.11 Dale Murray, R (8,1) ERA: 3.84	IP: 7.0 WLS: L BF: 27 H: 5 R: 3 ER: 3 SO: 8 BB: 1 IBB: 1 HBP: 0 BLK: 0 WP: 0 HR: 0 S: 41 P: 49 ERA: 3.86 WHIP: 0.857															PITCHER	IP: 7.0 WLS: L BF: 27 H: 5 R: 3 ER: 3 SO: 8 BB: 1 IBB: 1 HBP: 0 BLK: 0 WP: 0 HR: 0 S: 41 P: 49 ERA: 3.86 WHIP: 0.857					

Batter	1	2	3	4	5	6	7	8	9	10	11	12	AB	R	H	RBI	BB	SO	LOB	TOP							
Joel Youngblood, R OBP: 0.384, SLG: 0.477	6-3	F8			5-3		K		E9			SH1 1B	6	1	2	0	0	1	3								
Frank Taveras, R OBP: 0.285, SLG: 0.331	K		1-3		4-3		E4		1-3			SH1	5	0	0	0	0	1	2								
Steve Henderson, R OBP: 0.373, SLG: 0.436	6-3				K		K				3-1	5-3	5	0	0	0	1	2	3								
Richie Hebner, L OBP: 0.356, SLG: 0.380		4-3			K		K					1B 1B	3	0	0	0	0	2	1								
Alex Trevino, R OBP: 0.411, SLG: 0.443												1B 1B	3	1	1	1	0	2	0								
Willie Montanez, L OBP: 0.277, SLG: 0.314		2B 1B				F7						1B 1B	5	1	3	0	1	0	0								
John Stearns, R OBP: 0.323, SLG: 0.366					F3							E5 F6-3 BLK	6	1	2	2	0	0	3								
Elliott Maddox, R OBP: 0.331, SLG: 0.318												E5 1B	6	1	2	2	0	0	3								
Doug Flynn, R OBP: 0.259, SLG: 0.318	E2 1B 1B				F4-3							F6-3 F4	6	1	3	0	0	0	4								
Kevin Stiger, R Ed Kiang, R Ed Kiang, L Neil Allen, R Andy Hassler, L Dale Murray, R GJ Pineda, R Wally Backlund, L Tommy Hatcher, R					K							F8															
Inning Stats	R: 0 E: 0 K: 1 S: 8	H: 0 LOB: 0 BB: 0 P: 14	R: 3 E: 1 K: 1 S: 20	H: 4 LOB: 1 BB: 0 P: 27	R: 0 E: 0 K: 1 S: 9	H: 0 LOB: 2 BB: 2 P: 25	R: 0 E: 0 K: 1 S: 5	H: 0 LOB: 0 BB: 0 P: 7	R: 0 E: 0 K: 1 S: 6	H: 0 LOB: 0 BB: 0 P: 12	R: 1 E: 1 K: 2 S: 14	H: 2 LOB: 2 BB: 0 P: 19	R: 0 E: 0 K: 1 S: 6	H: 1 LOB: 1 BB: 0 P: 6	R: 0 E: 1 K: 0 S: 4	H: 0 LOB: 0 BB: 0 P: 5	R: 0 E: 1 K: 0 S: 4	H: 0 LOB: 1 BB: 0 P: 4	R: 0 E: 1 K: 0 S: 4	H: 0 LOB: 1 BB: 0 P: 4	R: 2 E: 1 K: 0 S: 7	H: 4 LOB: 3 BB: 1 P: 11	1B: 11 2B: 2 3B: 0 HR: 0	SF: 0 SAC: 1 DP: 1 HBP: 0	WP: 1 PB: 0 SB: 0 CS: 0	PA: 53	
PITCHER	IP WLS BF H R ER SO BB IBB HBP BLK WP HR S P ERA WHIP	John Montefusco, R ERA: 4.23	Gary Lavelle, L ERA: 2.21	Pedro Borbon, R ERA: 3.96	PITCHER	IP WLS BF H R ER SO BB IBB HBP BLK WP HR S P ERA WHIP	Wayne Twitchell, R ERA: 4.96	Tom Hausman, R ERA: 2.0	Kevin Kobel, L ERA: 2.59	Ed Glynn, L ERA: 2.59	Neil Allen, R ERA: 4.58	Andy Hassler, L ERA: 4.39	Dale Murray, R ERA: 3.74	Wayne Twitchell, R ERA: 4.96	Tom Hausman, R ERA: 2.0	Kevin Kobel, L ERA: 2.59	Ed Glynn, L ERA: 2.59	Neil Allen, R ERA: 4.58	Andy Hassler, L ERA: 4.39	Dale Murray, R ERA: 3.74	Wayne Twitchell, R ERA: 4.96	Tom Hausman, R ERA: 2.0	Kevin Kobel, L ERA: 2.59	Ed Glynn, L ERA: 2.59	Neil Allen, R ERA: 4.58	Andy Hassler, L ERA: 4.39	Dale Murray, R ERA: 3.74

New York Mets @ San Francisco Giants
Candlestick Park, San Francisco, CA

Tue Jul 24 1979, 10:05 PM EDT
Alt. 24.821 - Unknown

AB 49
R 6
H 13
RBI 4
BB 3
SO 10
LOB 23



Batter	1	2	3	4	5	6	7	8	9	10	11	12	AB	R	H	RBI	BB	SO	LOB	BOTTOM							
Bill North, S OBP: 0.306, SLG: 0.380	K						SF7		SF8-4		F4		2	0	1	2	1	1	0								
Dennis Littlejohn, R OBP: 0.250, SLG: 0.241													1	0	0	1	0	0	1								
Joe Strain, R OBP: 0.344, SLG: 0.367	5-3												4	0	1	0	0	0	3								
Gary Lavelle, S OBP: 0.333, SLG: 0.333													1	0	0	0	0	1	0								
Pedro Borbon, R OBP: 0.333, SLG: 0.333													0	0	0	0	0	0	0								
Vida Blue, S OBP: 0.236, SLG: 0.224													0	1	0	0	1	0	0								
Jack Clark, R OBP: 0.343, SLG: 0.469	F8												5	0	0	0	1	0	1								
Mike Ivie, R OBP: 0.349, SLG: 0.560													6	0	4	0	0	0	2								
Darrell Evans, L OBP: 0.351, SLG: 0.392													6	0	2	1	0	0	3								
Larry Herndon, R OBP: 0.324, SLG: 0.435													6	0	1	0	0	0	4								
Johnnie LeMaster, R OBP: 0.323, SLG: 0.359													3	3	3	0	0	0	0								
Willie McCovey, L OBP: 0.336, SLG: 0.491													1	0	0	0	0	0	2								
Roger Metzger, S OBP: 0.275, SLG: 0.287													1	0	0	0	0	0	0								
Marc Hill, R OBP: 0.308, SLG: 0.278													0	0	0	0	0	0	0								
Mike Sadek, R OBP: 0.333, SLG: 0.309													2	0	0	0	0	1	2								
Terry Whitfield, L OBP: 0.367, SLG: 0.414													1	1	1	0	2	0	0								
John Montefusco, R OBP: 0.162, SLG: 0.227													2	0	2	1	0	0	0								
Rob Andrews, R OBP: 0.313, SLG: 0.292													1	0	1	0	1	0	0								
Inning Stats	R: 0 E: 0 K: 1 S: 9	H: 0 LOB: 0 BB: 0 P: 13	R: 0 E: 0 K: 0 S: 7	H: 1 LOB: 0 BB: 0 P: 10	R: 1 E: 0 K: 0 S: 10	H: 3 LOB: 1 BB: 1 P: 17	R: 0 E: 0 K: 0 S: 3	H: 1 LOB: 0 BB: 0 P: 4	R: 1 E: 1 K: 1 S: 12	H: 2 LOB: 1 BB: 1 P: 19	R: 0 E: 0 K: 0 S: 9	H: 3 LOB: 2 BB: 1 P: 16	R: 1 E: 0 K: 0 S: 4	H: 1 LOB: 1 BB: 1 P: 8	R: 0 E: 0 K: 0 S: 5	H: 2 LOB: 0 BB: 0 P: 5	R: 0 E: 0 K: 0 S: 5	R: 0 E: 0 K: 0 S: 2	H: 0 LOB: 1 BB: 2 P: 10	R: 0 E: 0 K: 0 S: 3	H: 0 LOB: 1 BB: 2 P: 11	1B: 15 2B: 3 3B: 0 HR: 0	SF: 2 SAC: 1 DP: 3 HBP: 0	WP: 1 PB: 0 SB: 0 CS: 2	PA: 52		
PITCHER	IP WLS BF H R ER SO BB IBB HBP BLK WP HR S P ERA WHIP	Kevin Kobel, L ERA: 2.59	Ed Glynn, L ERA: 2.59	Neil Allen, R ERA: 4.58	Andy Hassler, L ERA: 4.39	Dale Murray, R ERA: 3.74	Wayne Twitchell, R ERA: 4.96	Tom Hausman, R ERA: 2.0	Kevin Kobel, L ERA: 2.59	Ed Glynn, L ERA: 2.59	Neil Allen, R ERA: 4.58	Andy Hassler, L ERA: 4.39	Dale Murray, R ERA: 3.74	Wayne Twitchell, R ERA: 4.96	Tom Hausman, R ERA: 2.0	Kevin Kobel, L ERA: 2.59	Ed Glynn, L ERA: 2.59	Neil Allen, R ERA: 4.58	Andy Hassler, L ERA: 4.39	Dale Murray, R ERA: 3.74	Wayne Twitchell, R ERA: 4.96	Tom Hausman, R ERA: 2.0	Kevin Kobel, L ERA: 2.59	Ed Glynn, L ERA: 2.59	Neil Allen, R ERA: 4.58	Andy Hassler, L ERA: 4.39	Dale Murray, R ERA: 3.74

New York Mets @ San Francisco Giants
Candlestick Park, San Francisco, CA

Tue Jul 24 1979, 10:05 PM EDT
Alt. 24.821 - Unknown

AB 42
R 5
H 16
RBI 5
BB 6
SO 3
LOB 18




Batter	1	2	3	4	5	6	7	8	9	AB	R	H	RBI	BB	SO	LOB	TOP										
Ivan De Jesus, R OBP: 0.356, SLG: 0.368 (1, 6)	6-3		FC5-4					K		5	0	2	2	0	1	3	Chicago Cubs @ New York Mets Shea Stadium, Flushing, NY Thu Jul 26 1979, 7:05 PM EDT Att: 4,315 - Unknown										
Scott Thompson, L OBP: 0.391, SLG: 0.459 (1, 9)	F7			HR	SF8					4	2	3	3	0	0	0											
Bill Buckner, L OBP: 0.371, SLG: 0.440 Willie Hernandez, L OBP: 0.333, SLG: 0.333 (1, 3) (8, 1)	F4-3			SF8	F4-3			F4-3		4	2	1	0	1	0	3											
Larry Bittner, L OBP: 0.333, SLG: 0.380 (8, 3)		6-3		SF8			F7	F7		4	0	0	1	0	0	2											
Steve Ontiveros, S OBP: 0.377, SLG: 0.393 Steve Dillard, R OBP: 0.395, SLG: 0.371 (8, 4)		5-3					F4-3			3	1	2	3	1	0	0											
Jerry Martin, R OBP: 0.346, SLG: 0.483 (1, 8)				BB	F6		F4-3	F7		1	0	0	0	0	0	0											
Tim Blackwell, S OBP: 0.378, SLG: 0.250 Mick Kelleher, R OBP: 0.300, SLG: 0.309 (8, 5)			F8	F4-3			3-1			3	0	0	0	0	0	2											
Ted Sizemore, R OBP: 0.329, SLG: 0.332 Miguel Dilone, S OBP: 0.242, SLG: 0.280 (8, 7)								E3		3	2	2	0	0	0	1											
Mike Krukow, R OBP: 0.366, SLG: 0.486 Dick Tidrow, R OBP: 0.250, SLG: 0.250 Barry Foote, R OBP: 0.303, SLG: 0.406 Mike Vail, R OBP: 0.400, SLG: 0.581 (8, PH)			FC5-4	HBP	FC5-4			K		1	0	0	0	0	0	1											
Inning Stats	R: 0 E: 0 K: 0 S: 3	H: 0 LOB: 0 BB: 0 P: 3	R: 0 E: 0 K: 0 S: 3	H: 0 LOB: 0 BB: 0 P: 3	R: 0 E: 0 K: 0 S: 3	H: 0 LOB: 1 BB: 0 P: 4	R: 2 E: 0 K: 0 S: 5	H: 2 LOB: 1 BB: 1 P: 9	R: 1 E: 0 K: 0 S: 5	H: 2 LOB: 1 BB: 0 P: 5	R: 0 E: 0 K: 0 S: 4	H: 1 LOB: 1 BB: 0 P: 4	R: 5 E: 0 K: 0 S: 7	H: 5 LOB: 0 BB: 1 P: 11	R: 1 E: 1 K: 2 S: 10	H: 2 LOB: 2 BB: 0 P: 10		R: 0 E: 0 K: 0 S: 3	H: 0 LOB: 0 BB: 0 P: 3	1B: 7 2B: 2 3B: 1 HR: 2	SF: 2 SAC: 1 DP: 0 HBP: 1	WP: 0 PB: 0 SB: 2 CS: 0	PA: 42				
PITCHER	IP	WLS	BF	H	R	ER	SO	BB	IBB	HBP	BLK	WP	HR	S	P	ERA	WHIP										
Tom Hausman, R ERA: 2.29 (1, 1)	6.0	L	25	5	3	3	0	1	0	1	0	0	1	23	28	4.50	1.000										
Dale Murray, R ERA: 4.2 (7, 1)	0.1		5	4	4	4	0	0	1	0	0	0	0	4	8	108.00	12.000										
Ed Glynn, L ERA: 2.77 (7, 1)	1.2		9	3	2	1	2	0	0	0	0	0	1	13	13	5.40	1.800										
Wayne Twitchell, R ERA: 4.86 (9, 1)	1.0		3	0	0	0	0	0	0	0	0	0	0	3	3	0.00	0.000										
Batter	1	2	3	4	5	6	7	8	9	AB	R	H	RBI	BB	SO	LOB	BOTTOM										
Frank Taveras, R OBP: 0.284, SLG: 0.329 (1, 6)	F9			FC6-4						5	0	1	0	0	0	3	Chicago Cubs @ New York Mets Shea Stadium, Flushing, NY Thu Jul 26 1979, 7:05 PM EDT Att: 4,315 - Unknown										
Elliott Maddox, R OBP: 0.344, SLG: 0.328 Gil Flores, R OBP: 0.238, SLG: 0.205 (1, 8) (6, 9)								F9		2	1	2	0	1	0	0											
Joel Youngblood, R OBP: 0.389, SLG: 0.491 (1, 9) (6, 8)										5	0	2	0	0	0	3											
Richie Hebner, L OBP: 0.354, SLG: 0.377 (1, 5)	F8									5	0	1	0	0	1	5											
Willie Montanez, L OBP: 0.274, SLG: 0.309 (1, 3)	K									4	0	1	1	0	1	2											
Steve Henderson, R OBP: 0.370, SLG: 0.432 (1, 7)		6-3								4	0	1	0	0	1	2											
Ron Hodges, L OBP: 0.326, SLG: 0.263 (1, 2)										3	1	2	0	1	0	0											
Doug Flynn, R OBP: 0.261, SLG: 0.317 (1, 4)										4	0	1	1	0	0	3											
Tom Hausman, R Ed Killebrew, L Dale Murray, R Ed Glynn, R Dan Norman, R Wayne Twitchell, R (1, 1) (6, PH) (7, 1) (7, 1) (8, PH) (9, 1)										2	0	1	0	0	0	0											
Inning Stats	R: 0 E: 0 K: 1 S: 7	H: 2 LOB: 2 BB: 0 P: 7	R: 0 E: 0 K: 0 S: 3	H: 0 LOB: 0 BB: 0 P: 3	R: 0 E: 0 K: 1 S: 6	H: 1 LOB: 2 BB: 1 P: 10	R: 1 E: 0 K: 1 S: 8	H: 3 LOB: 2 BB: 0 P: 8	R: 1 E: 0 K: 0 S: 5	H: 3 LOB: 1 BB: 0 P: 5	R: 0 E: 0 K: 0 S: 3	H: 0 LOB: 1 BB: 1 P: 7	R: 0 E: 0 K: 0 S: 3	H: 0 LOB: 0 BB: 0 P: 3	R: 0 E: 0 K: 0 S: 5	H: 2 LOB: 2 BB: 0 P: 5		R: 0 E: 0 K: 1 S: 6	H: 1 LOB: 1 BB: 0 P: 6	1B: 11 2B: 1 3B: 0 HR: 0	SF: 0 SAC: 0 DP: 1 HBP: 0	WP: 0 PB: 1 SB: 1 CS: 0	PA: 40				
PITCHER	IP	WLS	BF	H	R	ER	SO	BB	IBB	HBP	BLK	WP	HR	S	P	ERA	WHIP										
Mike Krukow, R ERA: 3.41 (1, 1)	5.0	W	25	9	2	2	3	2	0	0	0	0	0	29	37	3.60	2.200										
Dick Tidrow, R ERA: 3.72 (6, 1)	2.0		6	0	0	0	0	0	0	0	0	0	0	6	6	0.00	0.000										
Willie Hernandez, L ERA: 5.22 (8, 1)	2.0		9	3	0	0	1	0	0	0	0	0	0	11	11	0.00	1.500										

Batter	1	2	3	4	5	6	7	8	9	AB	R	H	RBI	BB	SO	LOB	TOP			
Ivan De Jesus, R OBP: 0.355, SLG: 0.369	F4-3		F8			F8		2B		4	0	1	1	0	0	0	Chicago Cubs @ New York Mets Shea Stadium, Flushing, NY Fri Jul 27 1979, 7:05 PM EDT Att: 13,144 - Unknown			
Scot Thompson, L OBP: 0.386, SLG: 0.455	6-3		F7					F9		4	0	1	0	0	0	2				
Bill Buckner, L OBP: 0.308, SLG: 0.435	F8			F4-3		G3			F7	4	0	0	0	0	0	1				
Larry Bittner, L OBP: 0.324, SLG: 0.368		1-3			F4-3		F7			3	0	0	0	0	0	0				
Dick Tidrow, R OBP: 0.250, SLG: 0.250										0	0	0	0	0	0	0				
Barry Foote, R OBP: 0.305, SLG: 0.406									HR	0	1	0	0	1	0	0				
Dave Kingman, R OBP: 0.371, SLG: 0.657							F8			4	2	3	0	0	0	0				
Jerry Martin, R OBP: 0.346, SLG: 0.483		HR		L9					HR	0	0	0	0	0	0	0				
Steve Ontiveros, S OBP: 0.373, SLG: 0.388						F4-3				4	0	0	0	0	0	0				
Tim Blackwell, S OBP: 0.259, SLG: 0.259										2	0	1	0	1	0	0				
Miguel Dilone, S OBP: 0.240, SLG: 0.277						F7		FC4-6 1B	K	1	0	0	0	0	1	0				
Ted Sizemore, R OBP: 0.327, SLG: 0.329										3	1	0	0	0	1	2				
Lynn McGlothen, L OBP: 0.184, SLG: 0.189										2	0	0	0	0	1	0				
Ken Henderson, S OBP: 0.448, SLG: 0.422										1	0	0	0	0	0	1				
Bruce Sutter, R OBP: 0.286, SLG: 0.167				K						0	0	0	0	0	0	0				
Inning Stats	R: 0 E: 0 K: 0 S: 3	H: 0 LOB: 0 BB: 0 P: 3	R: 1 E: 0 K: 0 S: 4	H: 1 LOB: 1 BB: 1 P: 8	R: 0 E: 0 K: 1 S: 5	H: 0 LOB: 0 BB: 0 P: 5	R: 0 E: 0 K: 0 S: 3	H: 0 LOB: 0 BB: 0 P: 3	R: 0 E: 0 K: 1 S: 5	H: 1 LOB: 0 BB: 0 P: 5	R: 0 E: 0 K: 0 S: 3	H: 0 LOB: 0 BB: 0 P: 3	R: 1 E: 0 K: 0 S: 5	H: 2 LOB: 2 BB: 0 P: 5	R: 2 E: 0 K: 1 S: 6	H: 1 LOB: 0 BB: 1 P: 10	1B: 2 2B: 1 3B: 0 HR: 2	SF: 0 SAC: 0 DP: 0 HBP: 0	WP: 0 PB: 0 SB: 1 CS: 0	PA: 34
PITCHER Dock Ellis, R ERA: 5.66	IP: 9.0 WLS: L BF: 34	H: 5 R: 4 ER: 4 SO: 3	BB: 2 IBB: 0 HBP: 0 BLK: 0	WP: 0 HR: 2 S: 38 P: 46	ERA: 4.00 WHIP: 0.778	PITCHER														

Batter	1	2	3	4	5	6	7	8	9	AB	R	H	RBI	BB	SO	LOB	BOTTOM												
Joel Youngblood, R OBP: 0.364, SLG: 0.484	5-3		6-3		K		L7		G6-4-3	5	0	0	0	0	1	4	Chicago Cubs @ New York Mets Shea Stadium, Flushing, NY Fri Jul 27 1979, 7:05 PM EDT Att: 13,144 - Unknown												
Frank Taveras, R OBP: 0.286, SLG: 0.330	P1		S 1B			1B 1B	F5			4	1	2	0	0	0	2													
Lee Mazzilli, S OBP: 0.403, SLG: 0.461	4-3		F7				F6		P6	4	0	0	0	0	0	2													
Richie Hebner, L OBP: 0.353, SLG: 0.375		F8	K					G3		4	0	1	0	0	1	1													
Willie Montanez, L OBP: 0.274, SLG: 0.309		F5			F8			L4		4	0	1	1	0	0	0													
John Stearns, R OBP: 0.324, SLG: 0.364					6-3					4	1	1	0	0	0	1													
Steve Henderson, R OBP: 0.372, SLG: 0.431									E6 FC4-6 BB	3	0	1	0	1	1	0													
Doug Flynn, R OBP: 0.264, SLG: 0.318										3	0	1	0	1	0	2													
Dock Ellis, S OBP: 0.214, SLG: 0.154										2	0	0	0	0	1	3													
Ed Kranepool, L OBP: 0.278, SLG: 0.261										1	0	0	1	0	0	2													
Sergio Ferrer, S OBP: 0.278, SLG: 0.261										0	0	0	0	0	0	0													
Inning Stats	R: 0 E: 0 K: 0 S: 3	H: 2 LOB: 3 BB: 1 P: 11	R: 0 E: 0 K: 1 S: 6	H: 1 LOB: 1 BB: 0 P: 6	R: 0 E: 0 K: 1 S: 5	H: 0 LOB: 0 BB: 0 P: 5	R: 0 E: 0 K: 0 S: 3	H: 0 LOB: 0 BB: 0 P: 5	R: 1 E: 0 K: 0 S: 5	H: 3 LOB: 1 BB: 0 P: 5	R: 0 E: 0 K: 0 S: 3	H: 1 LOB: 2 BB: 0 P: 3	R: 0 E: 2 K: 0 S: 4	H: 0 LOB: 2 BB: 1 P: 8	1B: 7 2B: 0 3B: 0 HR: 0	SF: 0 SAC: 1 DP: 1 HBP: 0	WP: 0 PB: 0 SB: 1 CS: 0	PA: 37											
PITCHER Lynn McGlothen, R ERA: 4.55	IP: 6.1 WLS: W BF: 27	H: 7 R: 1 ER: 1 SO: 4	BB: 0 IBB: 0 HBP: 0 BLK: 0	WP: 0 HR: 0 S: 34 P: 38	ERA: 1.42 WHIP: 1.105	PITCHER																							
Dick Tidrow, R ERA: 3.69	0.2	W	2	0	0	0	0	0	0	0	0	2	2	0.00	0.000														
Bruce Sutter, R ERA: 1.25	2.0	S	8	0	1	0	0	1	0	0	0	7	11	0.00	0.500														

livebaseballscores.com

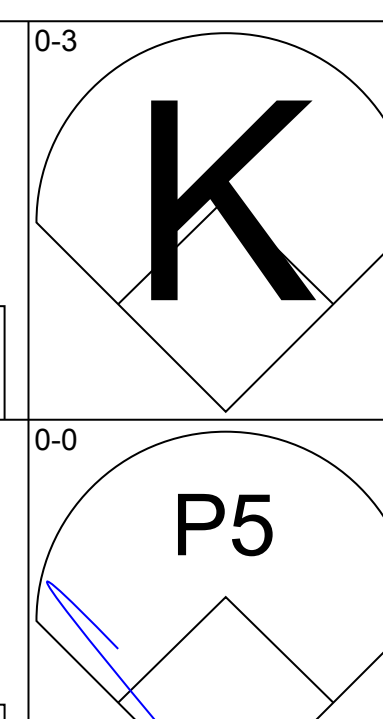
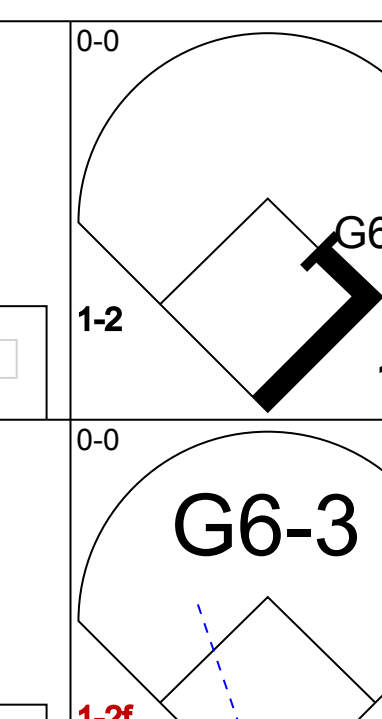
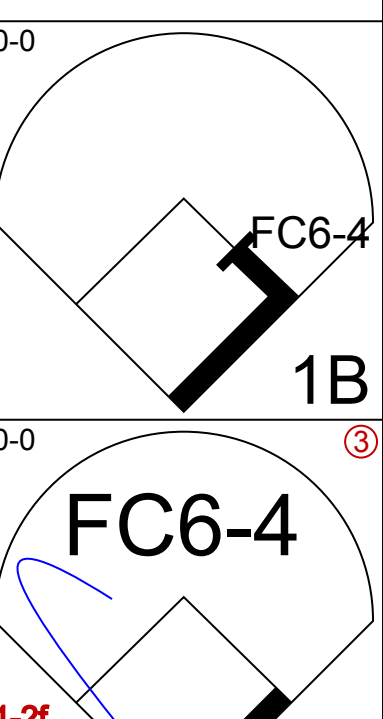
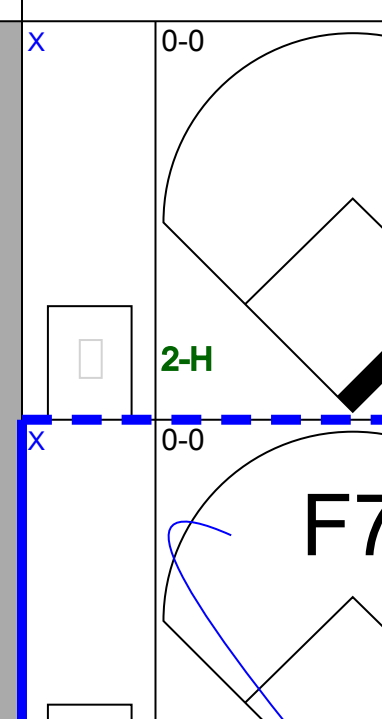
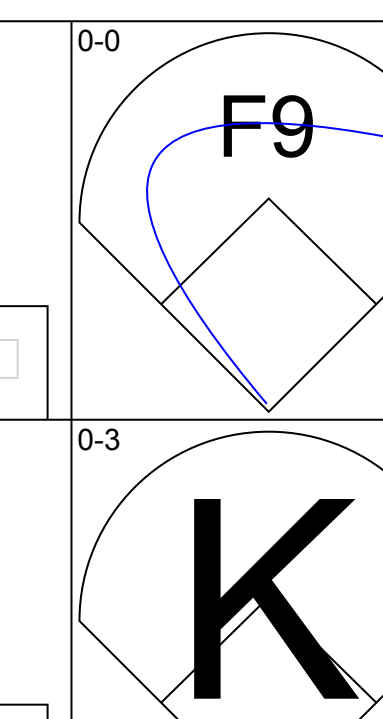
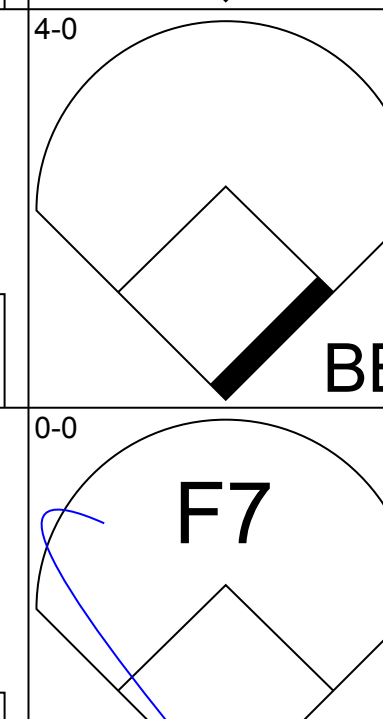
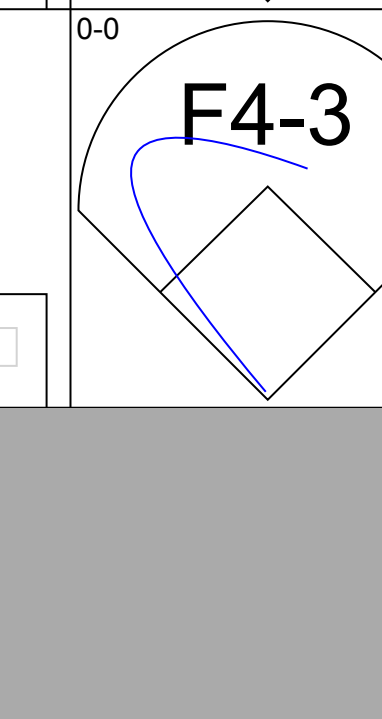








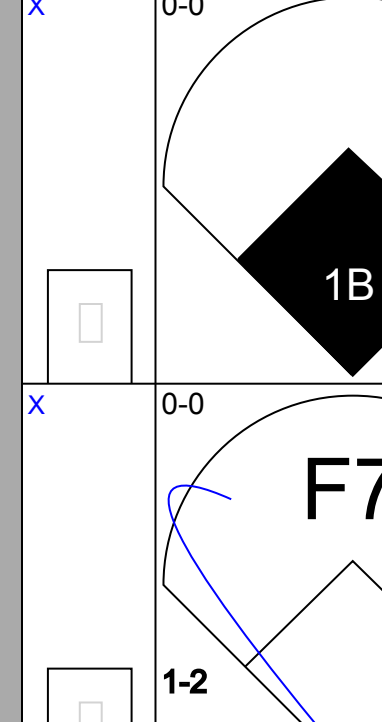
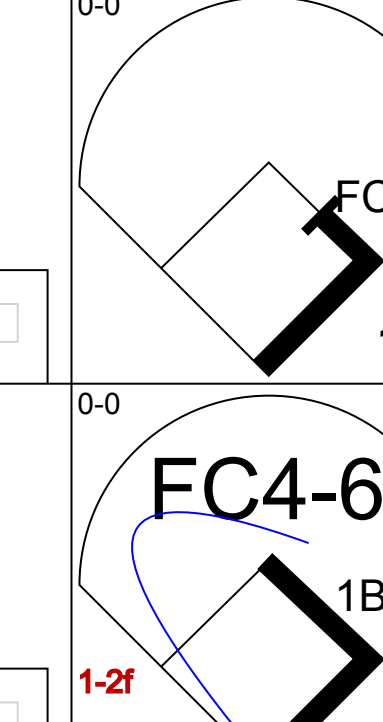
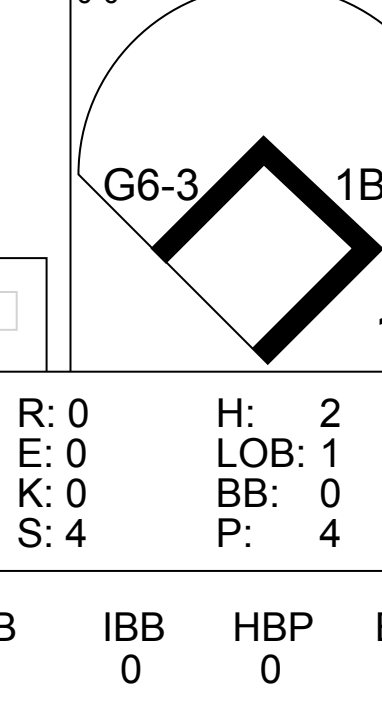
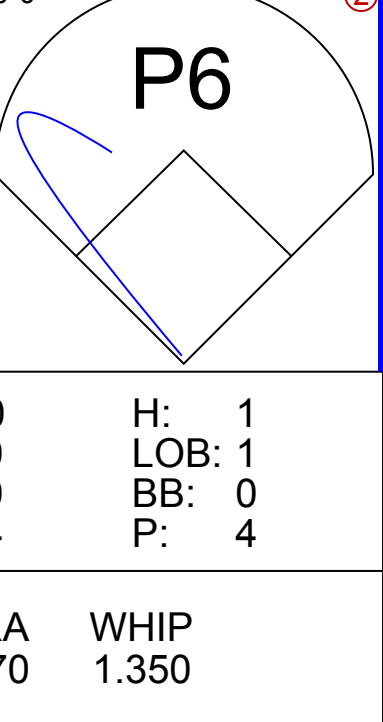
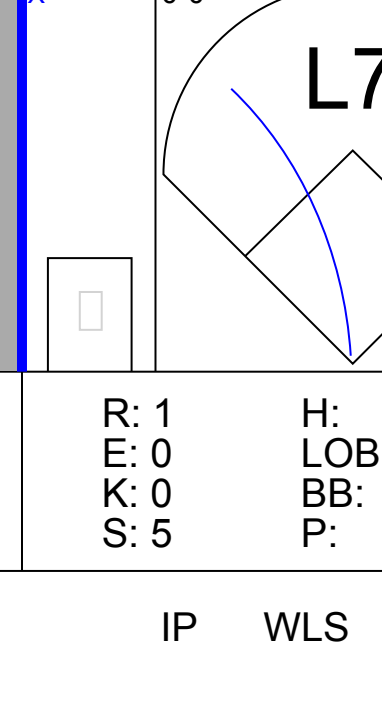
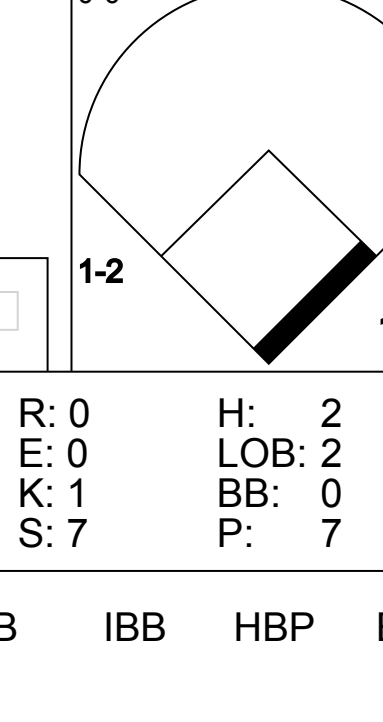
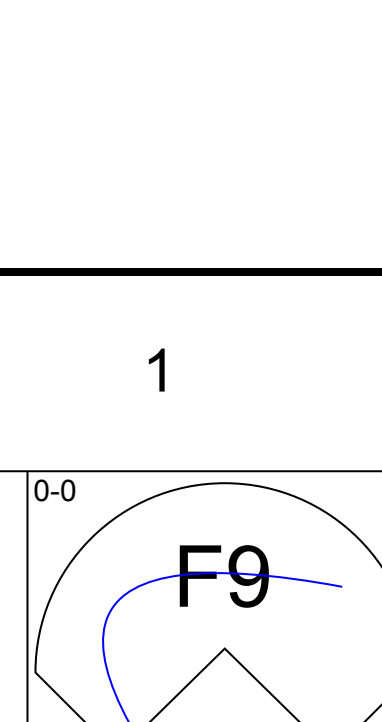
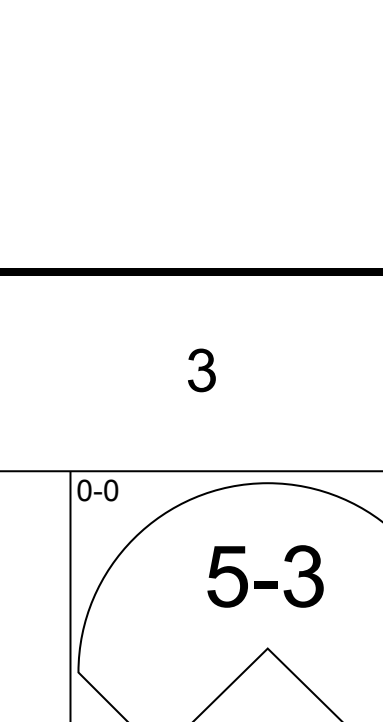
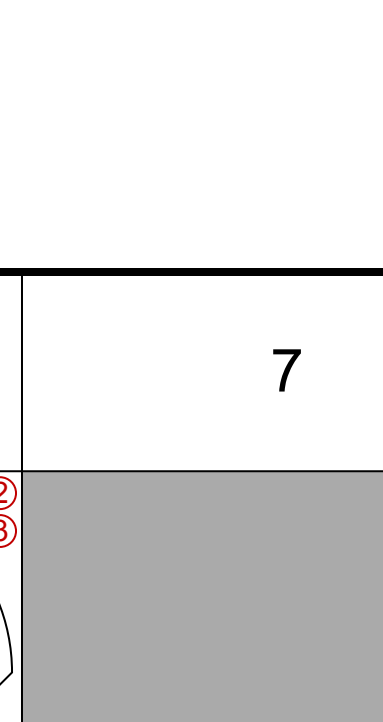
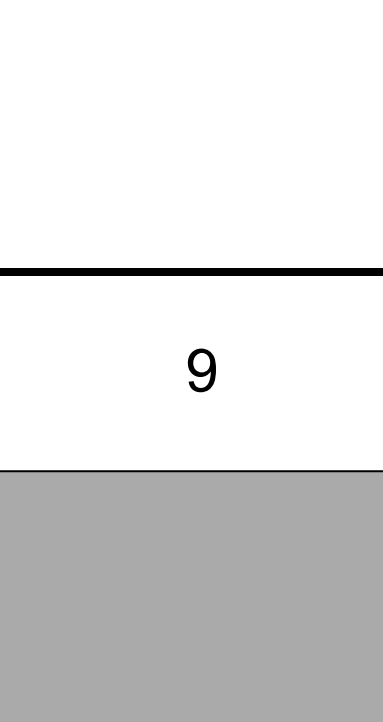
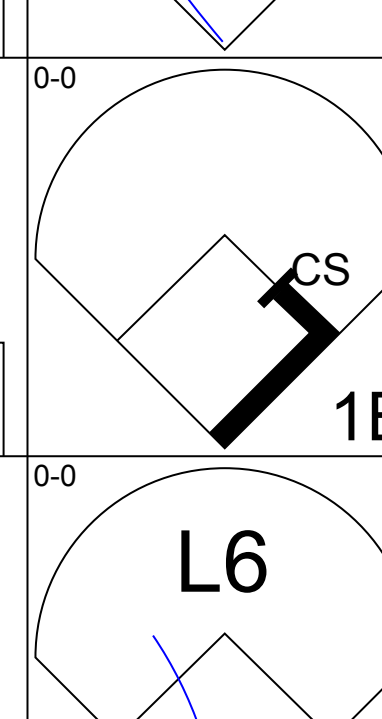
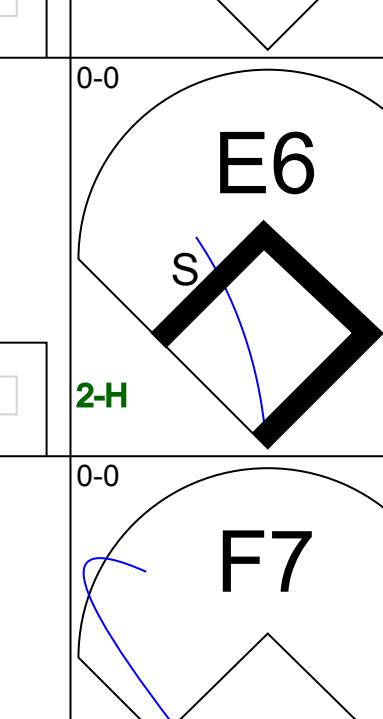





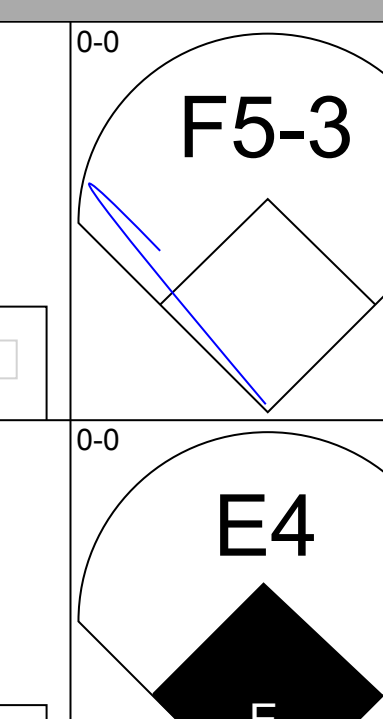

AB 32
R 4
H 5
RBI 4
BB 2
SO 3
LOB 6



livebaseballscores.com

AB 34
R 2
H 7
RBI 2
BB 2
SO 4
LOB 17

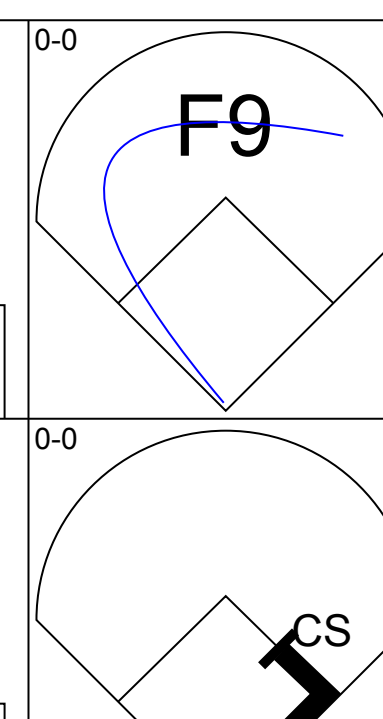
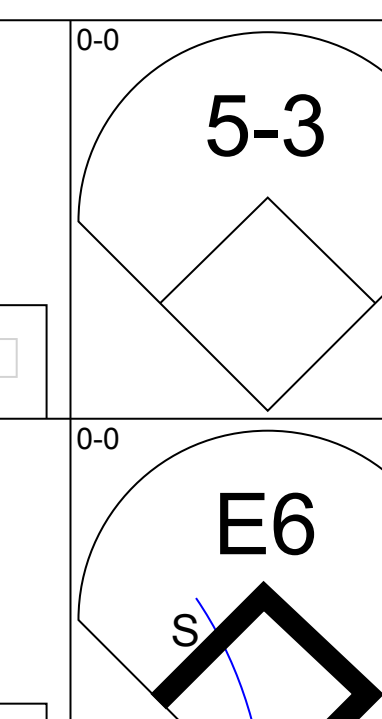
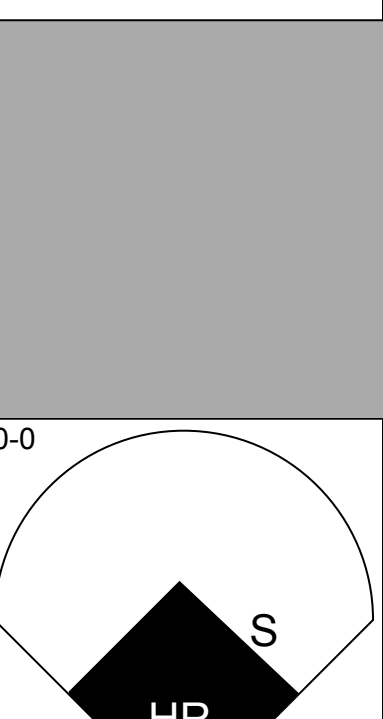
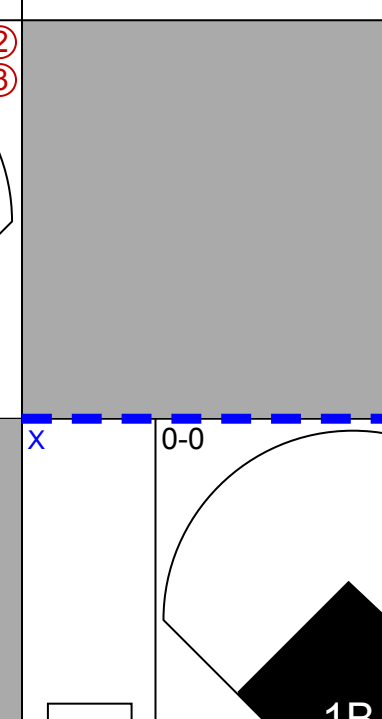

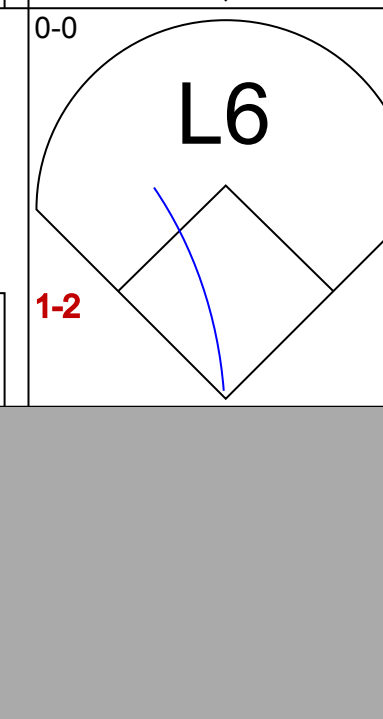
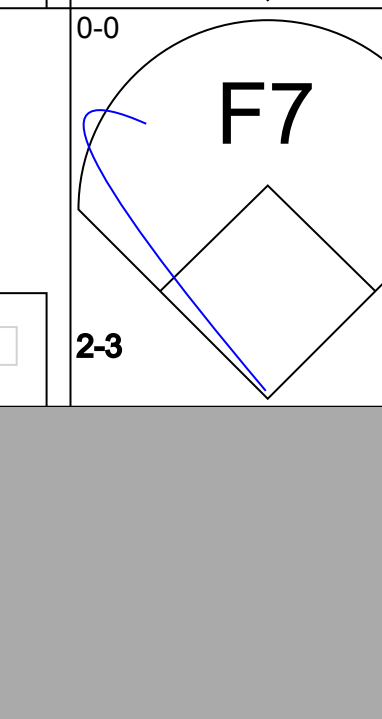
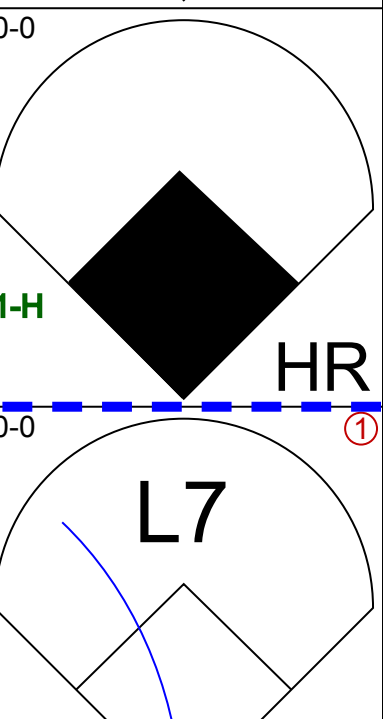
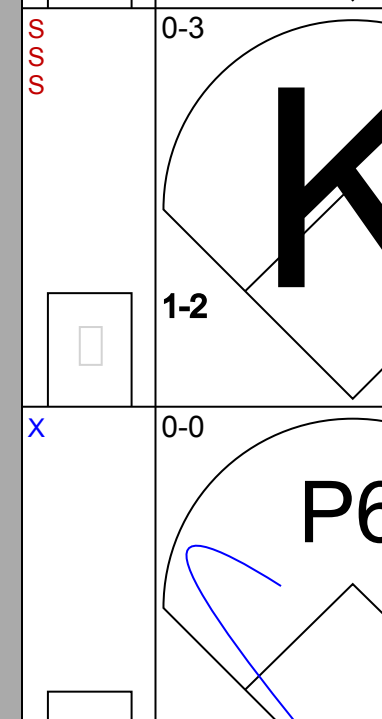



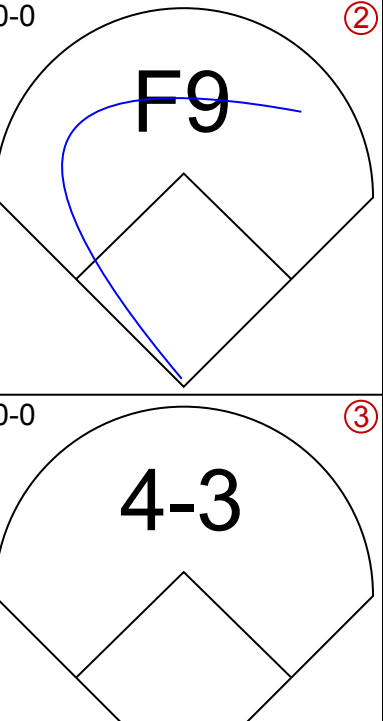
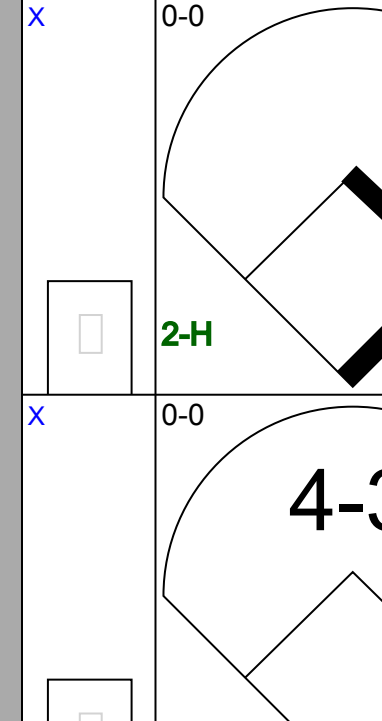

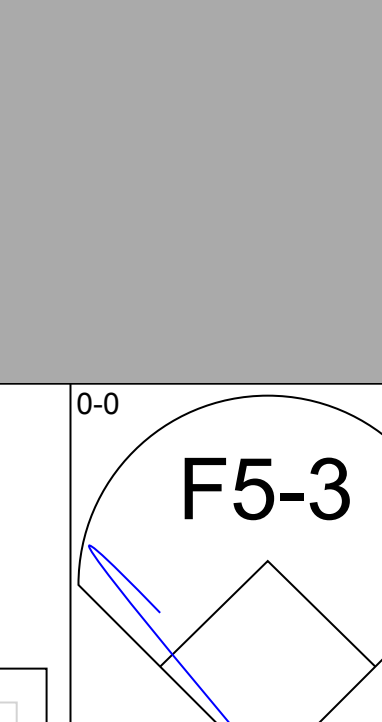



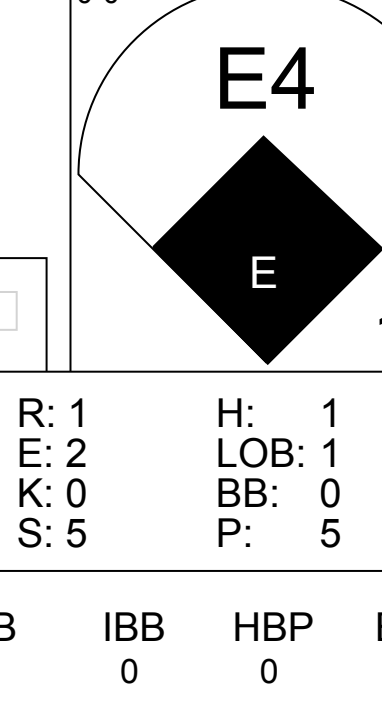

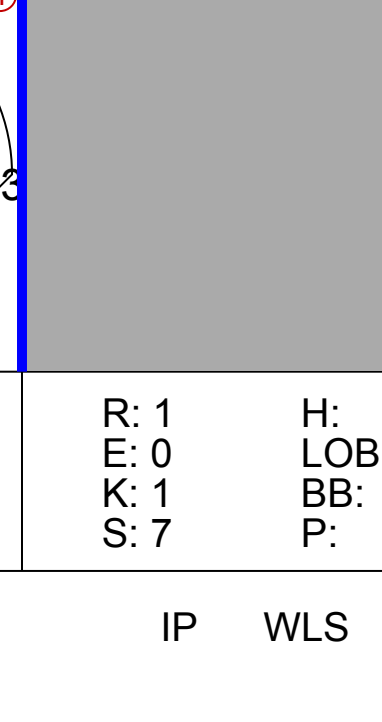







Batter	1	2	3	4	5	6	7	8	9	AB	R	H	RBI	BB	SO	LOB	TOP					
Ivan De Jesus, R OBP: 0.358, SLG: 0.372 (1, 6)			 1B			 1B		 1B		5	0	3	1	0	1	2						
Ted Sizemore, R OBP: 0.330, SLG: 0.326 (1, 4)			 1B			 1B		 1B		3	0	0	0	0	0	3						
Larry Blittner, L OBP: 0.330, SLG: 0.365 (7, PH)										1	0	0	0	0	0	1						
Willie Hernandez, L OBP: 0.333, SLG: 0.333 (7, PH)										0	0	0	0	0	0	0						
Steve Dillard, R OBP: 0.356, SLG: 0.361 (9, PH)										1	0	0	0	0	1	2						
Bill Buckner, L OBP: 0.308, SLG: 0.432 (1, 3)										3	0	0	0	1	0	1						
Mike Vail, R OBP: 0.384, SLG: 0.556 (1, 9)										4	0	0	0	0	2	1						
Dave Kingman, R OBP: 0.378, SLG: 0.691 (1, 7)			 1B							4	3	4	3	0	0	0						
Steve Ontiveros, S OBP: 0.365, SLG: 0.383 (1, 5)										4	0	0	0	0	1	1						
Jerry Martin, R OBP: 0.347, SLG: 0.483 (1, 8)									 1B	4	1	2	0	0	2	1						
Barry Foote, R OBP: 0.302, SLG: 0.400 (1, 2)			 1B						 1B	4	0	0	0	0	0	3						
Miguel Dilone, S OBP: 0.240, SLG: 0.277 (9, PR)										0	0	0	0	0	0	0						
Ken Holtzman, R OBP: 0.293, SLG: 0.333 (1, 1)			 1B							2	0	1	0	0	0	0						
Donnie Moore, L OBP: 0.192, SLG: 0.364 (5, 1)										0	0	0	0	0	0	0						
Ken Henderson, S OBP: 0.441, SLG: 0.413 (7, PH)										1	0	0	0	0	0	1						
Mick Kelleher, R OBP: 0.300, SLG: 0.309 (7, 4)										0	0	0	0	0	0	0						
Scott Thompson, L OBP: 0.392, SLG: 0.458 (9, PH)			 1B						 1B	1	0	1	0	0	0	0						
Inning Stats	R: 0 E: 0 K: 1 S: 5	H: 0 LOB: 1 BB: 1 P: 9	R: 0 E: 0 K: 2 S: 8	H: 1 LOB: 1 BB: 0 P: 8	R: 0 E: 0 K: 0 S: 4	H: 2 LOB: 1 BB: 0 P: 4	R: 1 E: 0 K: 1 S: 6	H: 1 LOB: 0 BB: 0 P: 6	R: 0 E: 0 K: 0 S: 4	H: 1 LOB: 1 BB: 0 P: 4	R: 1 E: 0 K: 0 S: 6	H: 1 LOB: 0 BB: 0 P: 6	R: 1 E: 0 K: 0 S: 5	H: 2 LOB: 1 BB: 0 P: 5	R: 1 E: 0 K: 1 S: 6	H: 1 LOB: 0 BB: 0 P: 6	R: 0 E: 0 K: 1 S: 7	H: 2 LOB: 2 BB: 0 P: 7	1B: 8 2B: 0 3B: 0 HR: 3	SF: 0 SAC: 0 DP: 1 HBP: 0	WP: 0 PB: 1 SB: 0 CS: 0	PA: 38
PITCHER	IP WLS BF H R ER SO BB IBB HBP BLK WP HR S P ERA WHIP																					
Pete Falcone, L ERA: 4.96 (1, 1)	6.2 W 28 8 3 2 5 1 0 0 0 0 0 2 37 41 2.70 1.350																					
Neil Allen, R ERA: 4.55 (7, 1)	2.1 S 10 3 1 1 2 0 0 0 0 0 0 1 14 14 3.86 1.286																					

Chicago Cubs @ New York Mets
Shea Stadium, Flushing, NY
Sat Jul 28 1979, 3:33 AM EDT
Att: 11,359 - Unknown

AB	37
R	4
H	11
RBI	4
BB	1
SO	7
LOB	16





Batter	1	2	3	4	5	6	7	8	9	AB	R	H	RBI	BB	SO	LOB	BOTTOM			
Joel Youngblood, R OBP: 0.359, SLG: 0.477 (1, 9)				 1B		 1B				5	0	0	0	0	1	6				
Gil Flores, R OBP: 0.238, SLG: 0.205 (9, 9)										0	0	0	0	0	0	0				
Frank Taveras, R OBP: 0.290, SLG: 0.334 (1, 6)	 1B		 1B		 1B		 1B		 1B	4	2	3	0	0	0	0				
Lee Mazzilli, S OBP: 0.402, SLG: 0.467 (1, 8)	 1B		 1B		 1B		 1B		 1B	4	1	1	2	0	1	3				
Richie Hebner, L OBP: 0.349, SLG: 0.370 (1, 5)					 HR					4	1	0	0	0	0	1				
John Stearns, R OBP: 0.326, SLG: 0.375 (1, 3)					 1B				 1B	4	1	2	3	0	0	0				
Steve Henderson, R OBP: 0.373, SLG: 0.435 (1, 7)					 1B					4	0	2	0	0	0	1				
Alex Trevino, R OBP: 0.426, SLG: 0.451 (1, 2)					 1B		 1B		 1B	3	0	2	0	1	0	1				
Doug Flynn, R OBP: 0.264, SLG: 0.317 (1, 4)					 1B		 1B			4	0	1	0	0	0	3				
Pete Falcone, L ERA: 4.88 (1, 1)			 1B		 BB		 1B			2	1	1	0	1	0	2				
Neil Allen, R ERA: 5.19 (7, 1)					 1B		 1B			1	0	0	0	0	1	1				
Inning Stats	R: 0 E: 0 K: 0 S: 3	H: 1 LOB: 0 BB: 0 P: 3	R: 0 E: 0 K: 0 S: 4	H: 1 LOB: 1 BB: 0 P: 4	R: 1 E: 2 K: 0 S: 5	H: 1 LOB: 1 BB: 0 P: 5	R: 2 E: 1 K: 0 S: 6	H: 3 LOB: 2 BB: 1 P: 10	R: 2 E: 0 K: 0 S: 5	H: 2 LOB: 0 BB: 0 P: 5	R: 0 E: 0 K: 0 S: 3	H: 1 LOB: 1 BB: 1 P: 7	R: 1 E: 0 K: 1 S: 7	H: 2 LOB: 1 BB: 0 P: 7	R: 0 E: 0 K: 2 S: 8	H: 1 LOB: 1 BB: 0 P: 8	1B: 9 2B: 1 3B: 0 HR: 2	SF: 0 SAC: 0 DP: 2 HBP: 0	WP: 0 PB: 0 SB: 3 CS: 1	PA: 37
PITCHER	IP WLS BF H R ER SO BB IBB HBP BLK WP HR S P ERA WHIP																			
Ken Holtzman, L ERA: 4.88 (1, 1)	4.0 L 21 8 5 0 0 1 0 0 0 0 0 0 2 20 24 6.75 2.250																			
Donnie Moore, R ERA: 5.53 (5, 1)	2.0 7 1 0 0 0 1 0 0 0 0 0 0 6 10 0.00 1.000																			
Willie Hernandez, L ERA: 5.19 (7, 1)	2.0 9 3 1 1 3 0 0 0 0 0 0 0 15 15 4.50 1.500																			

Chicago Cubs @ New York Mets
Shea Stadium, Flushing, NY
Sat Jul 28 1979, 3:33 AM EDT
Att: 11,359 - Unknown

AB	35
R	6
H	12
RBI	5
BB	2
SO	3
LOB	18



Batter	1	2	3	4	5	6	7	8	9	AB	R	H	RBI	BB	SO	LOB	TOP	
Ivan De Jesus, R OBP: 0.355, SLG: 0.369	F9			F4-3		2-3				3	0	0	0	0	0	1	Chicago Cubs @ New York Mets Shea Stadium, Flushing, NY Sun Jul 29 1979, 3:33 AM EDT Att: 27,605 - Overcast AB 23 R 0 H 2 RBI 0 BB 1 SO 3 LOB 8 	
Bill Buckner, L OBP: 0.308, SLG: 0.431	F9			5-3 1B		F3				3	0	1	0	0	0	1		
Mike Vail, R OBP: 0.382, SLG: 0.543	F2			5-3		WP BB				2	0	0	0	1	0	1		
Jerry Martin, R OBP: 0.345, SLG: 0.479		5-3		F7		F3				3	0	0	0	0	0	2		
Dave Kingman, R OBP: 0.375, SLG: 0.684		5-3			F4		K			3	0	0	0	0	1	1		
Steve Ontiveros, S OBP: 0.359, SLG: 0.380					5-3		K			3	0	0	0	0	1	1		
Willie Hernandez, L OBP: 0.333, SLG: 0.333					F8		K			0	0	0	0	0	0	0		
Tim Blackwell, S OBP: 0.380, SLG: 0.250			F8		F9					2	0	0	0	0	0	0		
Ted Sizemore, R OBP: 0.325, SLG: 0.327			1-3			2-3 1B				2	0	1	0	0	0	0		
Dennis Lamp, R OBP: 0.235, SLG: 0.219				K		L6				1	0	0	0	0	1	0		
Steve Dillard, R OBP: 0.378, SLG: 0.351										1	0	0	0	0	0	1		
Donnie Moore, L OBP: 0.182, SLG: 0.364										0	0	0	0	0	0	0		
Mick Kelleher, R OBP: 0.300, SLG: 0.309										0	0	0	0	0	0	0		
Inning Stats	R: 0 E: 0 K: 0 S: 3	H: 0 LOB: 0 BB: 0 P: 3	R: 0 E: 0 K: 0 S: 3	H: 0 LOB: 0 BB: 0 P: 3	R: 0 E: 0 K: 1 S: 5	H: 0 LOB: 0 BB: 0 P: 5	R: 0 E: 0 K: 0 S: 4	H: 1 LOB: 1 BB: 0 P: 4	R: 0 E: 0 K: 0 S: 3	H: 0 LOB: 0 BB: 0 P: 3	R: 0 E: 0 K: 2 S: 7	H: 0 LOB: 1 BB: 1 P: 11						
PITCHER	IP WLS BF H R ER SO BB IBB HBP BLK WP HR S P ERA WHIP																	
Kevin Kobel, L ERA: 3.18	(1, 1) 6.0 W 20 2 0 0 1 0 0 0 0 0 0 22 22 0.00 0.333																	
Ed Glynn, L ERA: 2.67	(7, 1) 1.0 S 4 0 0 0 2 1 0 0 0 1 0 7 11 0.00 1.000																	

Batter	1	2	3	4	5	6	7	8	9	AB	R	H	RBI	BB	SO	LOB	BOTTOM	
Joel Youngblood, R OBP: 0.358, SLG: 0.475	P3-1 1B		E5 1B		K		6-3			4	0	1	0	0	1	1	Chicago Cubs @ New York Mets Shea Stadium, Flushing, NY Sun Jul 29 1979, 3:33 AM EDT Att: 27,605 - Overcast AB 28 R 4 H 11 RBI 4 BB 1 SO 2 LOB 14 	
Frank Taveras, R OBP: 0.292, SLG: 0.336	P3-1 1-2		2-3 1B		5-3		3B 1B			4	1	2	0	0	0	1		
Lee Mazzilli, S OBP: 0.405, SLG: 0.475	4-3		1-2 3-H 1B		HR BB		1-H 3B			3	1	2	2	1	0	0		
Richie Hebner, L OBP: 0.349, SLG: 0.380	1-3		4-3		1-H HR					4	1	1	2	0	0	3		
Willie Montanez, L OBP: 0.274, SLG: 0.309	1-3			HBP 1B	6-3					3	0	1	0	0	0	0		
John Stearns, R OBP: 0.329, SLG: 0.378				1B		6-3				3	0	2	0	0	0	0		
Steve Henderson, R OBP: 0.375, SLG: 0.435	FC6-4 1B			HBP 1B			S 1B			2	0	1	0	0	0	1		
Doug Flynn, R OBP: 0.265, SLG: 0.317					F9		K			3	1	1	0	0	1	4		
Kevin Kobel, R OBP: 0.194, SLG: 0.194			E SH3 1B							1	0	0	0	0	0	3		
Ed Kranepool, L OBP: 0.273, SLG: 0.255			SH3		G6-4-3 HBP		1-3			1	0	0	0	0	0	1		
Ed Glynn, R			1-2		1-2					0	0	0	0	0	0	0		
Inning Stats	R: 0 E: 0 K: 0 S: 3	H: 1 LOB: 0 BB: 0 P: 3	R: 0 E: 0 K: 0 S: 4	H: 1 LOB: 1 BB: 0 P: 4	R: 1 E: 1 K: 0 S: 6	H: 3 LOB: 2 BB: 0 P: 6	R: 0 E: 0 K: 0 S: 4	H: 2 LOB: 0 BB: 0 P: 5	R: 2 E: 0 K: 1 S: 6	H: 1 LOB: 0 BB: 1 P: 10	R: 0 E: 0 K: 1 S: 6	H: 1 LOB: 1 BB: 0 P: 6	R: 1 E: 0 K: 0 S: 3	H: 2 LOB: 1 BB: 0 P: 3				
PITCHER	IP WLS BF H R ER SO BB IBB HBP BLK WP HR S P ERA WHIP																	
Dennis Lamp, R ERA: 4.81	(1, 1) 5.0 L 23 8 3 3 1 1 0 0 0 0 0 0 9 9 6.75 2.250																	
Donnie Moore, R ERA: 5.55	(6, 1) 1.1 7 3 1 1 1 0 0 0 0 0 0 0 9 9 6.75 2.250																	
Willie Hernandez, L ERA: 5.19	(7, 1) 0.0 1 0 0 0 0 0 0 0 0 0 0 0 0 0 *																	

Batter	1	2	3	4	5	6	7	8	9	AB	R	H	RBI	BB	SO	LOB	TOP										
Frank Taveras, R OBP: 0.291, SLG: 0.334 (1, 6)	0-0 6-3	0-0 1-2 1B		0-0 F4		0-3 K			0-0 5-3	5	0	1	0	0	1	1											
John Stearns, R OBP: 0.327, SLG: 0.384 (1, 2)	0-0 HR	0-0 F9		0-0 6-3		0-0 F9			0-3 K	5	1	1	1	0	1	3											
Lee Mazzilli, S OBP: 0.400, SLG: 0.468 (1, 8)	0-0 F9		0-0 5-3		0-0 F8	0-3 K			0-0 G3	5	0	0	0	0	1	1											
Richie Hebner, L OBP: 0.350, SLG: 0.380 (1, 5)	0-0 F7		0-0 1B E 1B		4-0 2B BB				0-0 F5	3	1	1	0	1	0	0											
Steve Henderson, R OBP: 0.379, SLG: 0.438 Joel Youngblood, R OBP: 0.362, SLG: 0.479 (3, PR) (3, 7)		0-0 3B 1B	0-0 E SF9 1B		0-0 1-3 2B				4-0 G6-4-3 BB	2	1	2	0	0	0	0											
Willie Montanez, L OBP: 0.274, SLG: 0.308 (1, 3)		0-0 F8	0-0 SF9 1-3 2-H 1B		0-0 F6				0-0 G6-4-3 1-2	4	0	1	1	0	0	4											
Dan Norman, R OBP: 0.357, SLG: 0.500 (1, 9)		0-0 1B 3B	0-0 SF9		4-0 IBB				0-3 K	2	1	1	2	1	1	0											
Doug Flynn, R OBP: 0.262, SLG: 0.313 (1, 4)		0-3 K	0-0 F1-3		0-0 F6-3				0-0 F3	4	0	0	0	0	1	6											
Craig Swan, R OBP: 0.177, SLG: 0.123 Gil Flores, R OBP: 0.233, SLG: 0.200 Dwight Bernard, R OBP: 0.233, SLG: 0.200 Andy Hassler, L OBP: 0.233, SLG: 0.200 (8, PH) (8, 1) (8, 1)		0-0 1B 3-H 1B	0-0 F8		0-0 F8				0-3 K	3	0	2	1	0	0	0											
Inning Stats	R: 1 E: 0 K: 0 S: 4	H: 1 LOB: 0 BB: 0 P: 4	R: 2 E: 0 K: 1 S: 9	H: 4 LOB: 2 BB: 0 P: 9	R: 2 E: 1 K: 0 S: 6	H: 3 LOB: 2 BB: 0 P: 6	R: 0 E: 0 K: 0 S: 3	H: 0 LOB: 0 BB: 0 P: 3	R: 0 E: 0 K: 0 S: 4	H: 1 LOB: 3 BB: 2 P: 12	R: 0 E: 0 K: 2 S: 8	H: 0 LOB: 1 BB: 1 P: 8	R: 0 E: 0 K: 0 S: 2	H: 0 LOB: 0 BB: 1 P: 6	R: 0 E: 0 K: 2 S: 7	H: 0 LOB: 0 BB: 0 P: 7	R: 0 E: 0 K: 1 S: 5	H: 0 LOB: 0 BB: 0 P: 5	1B: 7 2B: 1 3B: 1 HR: 1	SF: 1 SAC: 0 DP: 1 HBP: 0	WP: 0 PB: 0 SB: 0 CS: 0	PA: 39					
PITCHER	IP	WLS	BF	H	R	ER	SO	BB	IBB	HBP	BLK	WP	HR	S	P	ERA	WHIP										
John Candelaria, L ERA: 3.65 (1, 1)	5.0		26	9	5	5	1	1	1	0	0	0	1	26	34	9.00	2.000										
Enrique Romo, R ERA: 2.95 (6, 1)	1.0		4	1	0	0	2	0	0	0	0	0	0	8	8	0.00	1.000										
Grant Jackson, L ERA: 2.92 (7, 1)	2.0	W	6	0	0	0	2	1	0	0	0	0	0	9	13	0.00	0.500										
Kent Tekulve, R ERA: 3.17 (9, 1)	1.0	S	3	0	0	0	1	0	0	0	0	0	0	5	5	0.00	0.000										

New York Mets @ Pittsburgh Pirates
Three Rivers Stadium, Pittsburgh, PA
Mon Jul 30 1979, 7:05 PM EDT
Att: 11,837 - Unknown

AB 35
R 5
H 10
RBI 5
BB 3
SO 6
LOB 15



Batter	1	2	3	4	5	6	7	8	9	AB	R	H	RBI	BB	SO	LOB	BOTTOM										
Omar Moreno, L OBP: 0.345, SLG: 0.407 (1, 8)	0-0 1B 1B		0-0 F4-3		0-0 2B 1B				0-0 6-3 SF8	4	2	2	1	0	0	0											
Tim Foli, R OBP: 0.317, SLG: 0.346 (1, 6)	0-0 1-3 1B		0-0 F7		0-0 1-H 2B				0-0 1B 1-3 3-H 1B	5	0	4	2	0	0	0											
Dave Parker, L OBP: 0.365, SLG: 0.504 (1, 9)	0-0 G6-3 1-2 3-H 1B		0-3 K		0-0 2-H E 1B				0-0 F8 K	5	1	2	2	0	2	3											
Willie Stargell, L OBP: 0.372, SLG: 0.638 (1, 3)	0-0 1-2 2-H 1B		0-0 F7		0-0 F7				0-0 F7	4	0	1	1	0	0	2											
John Milner, L OBP: 0.380, SLG: 0.533 Kent Tekulve, R OBP: 0.375, SLG: 0.286 (9, 1)	0-0 G6-3 1-2 2-3 1B		0-0 1B BB		0-0 E3 2-H				0-0 1B 1B 2B	3	1	1	0	1	0	2											
Bill Madlock, R OBP: 0.332, SLG: 0.411 (1, 5)	0-0 F9		0-0 1-2 1B		0-0 F4				0-0 SH1-4 1B SF8 1B	4	1	2	0	0	0	2											
Ed Ott, L OBP: 0.295, SLG: 0.379 (1, 2)		4-0 B1-6-4 BB		0-3 K		0-0 F9			0-0 SF8 SH1-4 1B 1B	3	1	1	1	1	1	2											
Rennie Stennett, R OBP: 0.289, SLG: 0.291 (1, 4)		0-0 F8		0-0 G3		0-0 6-3			0-0 SH1-4	3	0	0	0	0	0	3											
John Candelaria, L OBP: 0.142, SLG: 0.208 Lee Eick, R OBP: 0.243, SLG: 0.482 Enrique Romo, R OBP: 0.125, SLG: 0.178 Manny Sanguillen, R OBP: 0.260, SLG: 0.302 Grant Jackson, S OBP: 0.170, SLG: 0.253 (5, PH) (5, 1) (6, PH) (7, 1) (8, PH) (9, 7)		0-0 B1-6-4		0-0 F8		0-0 P6			4-0 1B IBB	1	0	0	0	0	0	1											
Inning Stats	R: 2 E: 0 K: 0 S: 6	H: 4 LOB: 1 BB: 0 P: 6	R: 0 E: 0 K: 0 S: 2	H: 0 LOB: 0 BB: 1 P: 6	R: 0 E: 0 K: 1 S: 5	H: 0 LOB: 0 BB: 0 P: 5	R: 0 E: 0 K: 1 S: 6	H: 1 LOB: 2 BB: 1 P: 10	R: 3 E: 1 K: 0 S: 7	H: 3 LOB: 1 BB: 0 P: 7	R: 0 E: 0 K: 0 S: 3	H: 0 LOB: 0 BB: 0 P: 3	R: 0 E: 0 K: 0 S: 4	H: 1 LOB: 1 BB: 0 P: 4	R: 3 E: 0 K: 1 S: 9	H: 4 LOB: 2 BB: 1 P: 13	R: 0 E: 0 K: 1 S: 5	H: 0 LOB: 0 BB: 0 P: 5	1B: 11 2B: 2 3B: 0 HR: 0	SF: 1 SAC: 1 DP: 2 HBP: 0	WP: 0 PB: 0 SB: 2 CS: 0	PA: 39					
PITCHER	IP	WLS	BF	H	R	ER	SO	BB	IBB	HBP	BLK	WP	HR	S	P	ERA	WHIP										
Craig Swan, R ERA: 3.14 (1, 1)	7.0		31	9	5	4	2	2	0	0	0	0	0	33	41	5.14	1.571										
Dwight Bernard, R ERA: 5.85 (8, 1)	0.0	L	3	3	3	3	0	0	0	0	0	0	0	3	3	∞	∞										
Andy Hassler, L ERA: 4.31 (8, 1)	1.0		5	1	0	0	1	0	1	0	0	0	0	6	10	0.00	1.000										

New York Mets @ Pittsburgh Pirates
Three Rivers Stadium, Pittsburgh, PA
Mon Jul 30 1979, 7:05 PM EDT
Att: 11,837 - Unknown

AB 34
R 6
H 13
RBI 7
BB 3
SO 3
LOB 15



Batter	1	2	3	4	5	6	7	8	9	AB	R	H	RBI	BB	SO	LOB	TOP										
Frank Taveras, R OBP: 0.290, SLG: 0.331 (1, 6)	6-3		1B	4-3		6-3			F7	4	1	0	0	1	0	0											
Richie Hebner, L OBP: 0.352, SLG: 0.379 (1, 5)	G3		1B	4-3			F9			3	1	1	0	1	0	0											
Lee Mazzilli, S OBP: 0.406, SLG: 0.473 (1, 8)	1B		6-3	4-3			G6-4-3			3	0	3	1	1	0	0											
Willie Montanez, L OBP: 0.274, SLG: 0.307 (1, 3)	1B		4-3			F3	G6-4-3			4	0	1	1	0	0	2											
John Stearns, R OBP: 0.324, SLG: 0.379 (1, 2)	L8		6-3			K			F8	4	0	0	0	0	1	3											
Ed KranePOOL, L OBP: 0.293, SLG: 0.265 Gil Flores, R OBP: 0.227, SLG: 0.195 (7, 9)	F8		BB			1B			G3	2	0	1	0	1	0	0											
Joel Youngblood, R OBP: 0.363, SLG: 0.481 (7, 7)	2B		BB			4-3			F4	3	0	1	0	1	0	1											
Doug Flynn, R OBP: 0.259, SLG: 0.309 (1, 4)	F6-3		F3			F8			K	4	0	0	0	0	1	4											
Tom Hausman, R OBP: 0.158, SLG: 0.158 Wayne Twitchell, R OBP: 0.286, SLG: 0.286 Ed Glynn, R (7, 1)	K					K			K	1	0	0	0	0	1	1											
										2	0	0	0	0	2	0											
										1	0	0	0	0	1	0											
Inning Stats	R: 0 E: 0 K: 1 S: 5	H: 2 LOB: 2 BB: 0 P: 5	R: 0 E: 0 K: 1 S: 6	H: 1 LOB: 1 BB: 0 P: 6	R: 2 E: 0 K: 0 S: 5	H: 2 LOB: 3 BB: 3 P: 17	R: 0 E: 0 K: 1 S: 5	H: 1 LOB: 2 BB: 1 P: 9	R: 0 E: 0 K: 1 S: 6	H: 0 LOB: 0 BB: 0 P: 6	R: 0 E: 0 K: 0 S: 2	H: 0 LOB: 0 BB: 1 P: 6	R: 0 E: 0 K: 0 S: 3	H: 0 LOB: 0 BB: 0 P: 3	R: 0 E: 0 K: 2 S: 7	H: 0 LOB: 0 BB: 0 P: 7	1B: 6 2B: 1 3B: 0 HR: 0	SF: 0 SAC: 0 DP: 1 HBP: 0	WP: 0 PB: 0 SB: 0 CS: 0	PA: 37							
PITCHER	IP	WLS	BF	H	R	ER	SO	BB	IBB	HBP	BLK	WP	HR	S	P	ERA	WHIP										
Bert Blyleven, R ERA: 3.52 (1, 1)	7.0	L	31	7	2	2	4	5	0	0	0	0	0	34	54	2.57	1.714										
Enrique Romo, R ERA: 2.75 (8, 1)	2.0		6	0	0	0	2	0	0	0	0	0	0	10	10	0.00	0.000										

New York Mets @ Pittsburgh Pirates
Three Rivers Stadium, Pittsburgh, PA
Tue Jul 31 1979, 7:05 PM EDT
Att: 10,739 - Unknown

AB 32
R 2
H 7
RBI 2
BB 5
SO 6
LOB 11



Batter	1	2	3	4	5	6	7	8	9	AB	R	H	RBI	BB	SO	LOB	BOTTOM										
Omar Moreno, L OBP: 0.346, SLG: 0.407 (1, 8)	G3		G3			F4			F6-4	3	0	1	1	1	0	2											
Tim Foli, R OBP: 0.313, SLG: 0.342 (1, 6)	6-3					5-3			F6-4	4	0	0	0	0	0	4											
Dave Parker, L OBP: 0.364, SLG: 0.504 (1, 9)	G3					F4-3			L8	4	0	1	0	0	0	1											
Willie Stargell, L OBP: 0.371, SLG: 0.631 Bruce Kison, R OBP: 0.196, SLG: 0.143 Bill Robinson, R OBP: 0.310, SLG: 0.553 (8, PR) (9, 7)	K					L8			FC3-6	3	0	0	0	0	2	2											
									HBP	0	0	0	0	0	0	0											
										4	0	1	0	0	1	2											
John Milner, L OBP: 0.377, SLG: 0.527 (9, 3)	F4-3					K			FC4-6	4	0	1	0	0	1	2											
Bill Madlock, R OBP: 0.332, SLG: 0.409 (1, 5)	5-3					SH1-4			FC4-6	4	0	1	0	0	0	2											
						1B			FC3-6																		
Ed Ott, L OBP: 0.291, SLG: 0.375 Phil Garner, R OBP: 0.369, SLG: 0.482 (9, PH)	F4-1					L6			FC3-6	3	1	0	0	0	0	2											
						1-2			BB	1	0	0	0	0	0	0											
Rennie Stennett, R OBP: 0.291, SLG: 0.289 (1, 4)	L8					SH1-4			L8	2	0	0	0	2	0	0											
						BB																					
Bert Blyleven, R OBP: 0.137, SLG: 0.157 Lee Lacy, R OBP: 0.348, SLG: 0.462 Enrique Romo, R OBP: 0.125, SLG: 0.125 Manny Sanguillen, R OBP: 0.255, SLG: 0.295 (9, PH)	P6					SH1-4			F4-3	1	0	0	0	0	0	0											
						1-2																					
						BB																					
Inning Stats	R: 0 E: 0 K: 1 S: 6	H: 1 LOB: 1 BB: 0 P: 6	R: 0 E: 0 K: 0 S: 3	H: 0 LOB: 0 BB: 0 P: 3	R: 0 E: 0 K: 2 S: 8	H: 1 LOB: 1 BB: 0 P: 8	R: 0 E: 0 K: 0 S: 4	H: 1 LOB: 2 BB: 1 P: 8	R: 0 E: 0 K: 0 S: 3	H: 0 LOB: 0 BB: 0 P: 3	R: 1 E: 0 K: 0 S: 4	H: 1 LOB: 3 BB: 3 P: 16	R: 0 E: 0 K: 0 S: 3	H: 0 LOB: 1 BB: 0 P: 4	R: 0 E: 0 K: 0 S: 3	H: 0 LOB: 0 BB: 0 P: 3	1B: 3 2B: 1 3B: 0 HR: 0	SF: 0 SAC: 1 DP: 0 HBP: 1	WP: 0 PB: 0 SB: 1 CS: 0	PA: 36							
PITCHER	IP	WLS	BF	H	R	ER	SO	BB	IBB	HBP	BLK	WP	HR	S	P	ERA	WHIP										
Tom Hausman, R ERA: 2.21 (1, 1)	2.0		7	1	0	0	1	0	0	0	0	0	0	9	9	0.00	0.500										
Wayne Twitchell, R ERA: 4.51 (3, 1)	4.2	W	20	3	1	1	2	3	0	0	1	0	0	21	33	1.93	1.286										
Ed Glynn, L ERA: 2.45 (7, 1)	2.1	S	9	0	0	0	0	1	0	1	0	0	0	7	12	0.00	0.429										

New York Mets @ Pittsburgh Pirates
Three Rivers Stadium, Pittsburgh, PA
Tue Jul 31 1979, 7:05 PM EDT
Att: 10,739 - Unknown

AB 30
R 1
H 4
RBI 1
BB 4
SO 3
LOB 15



Batter	1	2	3	4	5	6	7	8	9	AB	R	H	RBI	BB	SO	LOB	TOP						
Bake McBride, L OBP: 0.316, SLG: 0.413	0-0 1B 2B	0-0 L9		0-0 1B SF8 2B	0-0 1B		0-0 F8		0-3 K	5	2	3	0	0	0	2	Philadelphia Phillies @ New York Mets Shea Stadium, Flushing, NY Wed Aug 01 1979, 3:33 AM EDT Att: 12,295 - Unknown						
Del Unser, L OBP: 0.351, SLG: 0.495							1-2			4	2	4	0	1	0	0							
Pete Rose, S OBP: 0.415, SLG: 0.442										0	0	0	0	0	0	0							
Mike Anderson, R OBP: 0.353, SLG: 0.279	2-3 2B 1B	1-2 F6-4-3 BB		2-3 1B 1B	1-2 1B		2-3 1B			3	2	1	3	1	0	4							
Mike Schmidt, R OBP: 0.406, SLG: 0.642	1-H 3-H 2B 2B	1-2 F6-4-3		1-2 1B SF8 BB	L8		0-0 SF8			3	1	1	2	1	0	2							
Greg Luzinski, R OBP: 0.355, SLG: 0.453	2-3 F9			1-2 2-3 3-H HR			4-0 FC3-6 BB			3	1	1	2	1	0	2							
Tim McCarver, L OBP: 0.353, SLG: 0.318	1-2 F4-3			1-2 1B IBB			1-2 FC3-6 1B		0-0 F4-3	4	0	0	0	1	0	2							
Gary Maddox, R OBP: 0.353, SLG: 0.441	1B 2B			1-3 2-H 3-H 1B 1B			1-2 1B		4-0 G6-3 BB	4	1	4	3	1	0	0							
Manny Trillo, R OBP: 0.305, SLG: 0.333	2-H 1B			0-0 F3	0-0 F4		0-0 F9		0-0 G6-3	5	0	1	1	0	0	5							
Larry Bowa, S OBP: 0.319, SLG: 0.318	0-0 F7			1-2 1B	0-0 F4-3		0-0 3-1		0-0 3-1	5	0	1	0	0	0	3							
Dickie Noles, R OBP: 0.250, SLG: 0.143									0-3 K	3	1	1	0	1	1	2	AB 38 R 9 H 16 RBI 9 BB 6 SO 3 LOB 20						
Rawly Eastwick, R OBP: 0.351, SLG: 0.495				0-0 6-3			0-3 K		0-3 K	1	0	0	0	0	1	0							
Inning Stats	R: 4 E: 0 K: 0 S: 8	H: 5 LOB: 1 BB: 0 P: 8	R: 0 E: 0 K: 0 S: 2	H: 0 LOB: 1 BB: 2 P: 10	R: 1 E: 0 K: 0 S: 6	H: 3 LOB: 2 BB: 0 P: 6	R: 3 E: 0 K: 0 S: 5	H: 3 LOB: 1 BB: 2 P: 13	R: 0 E: 0 K: 1 S: 7	H: 2 LOB: 2 BB: 1 P: 7	R: 0 E: 0 K: 0 S: 4	H: 1 LOB: 2 BB: 1 P: 8	R: 1 E: 0 K: 0 S: 5	H: 2 LOB: 1 BB: 0 P: 5	R: 0 E: 0 K: 0 S: 2	H: 0 LOB: 0 BB: 1 P: 6		R: 0 E: 0 K: 2 S: 7	H: 0 LOB: 0 BB: 0 P: 7	1B: 11 2B: 4 3B: 0 HR: 1	SF: 2 SAC: 0 DP: 2 HBP: 0	WP: 0 PB: 1 SB: 0 CS: 0	PA: 46
PITCHER	IP WLS BF H R ER SO BB IBB HBP BLK WP HR S P ERA WHIP	IP WLS BF H R ER SO BB IBB HBP BLK WP HR S P ERA WHIP																IP WLS BF H R ER SO BB IBB HBP BLK WP HR S P ERA WHIP					
Dock Ellis, R ERA: 6.15	3.0 L 20 10 7 7 0 2 0 0 0 0 1 18 26 21.00 4.000																						
Dwight Bernard, R ERA: 5.63	4.0 20 6 2 2 1 2 1 0 0 0 0 0 19 31 4.50 2.000																						
Neil Allen, R ERA: 4.4	2.0 6 0 0 0 0 2 1 0 0 0 0 0 9 13 0.00 0.500																						

Batter	1	2	3	4	5	6	7	8	9	AB	R	H	RBI	BB	SO	LOB	BOTTOM					
Joel Youngblood, R OBP: 0.361, SLG: 0.477	0-0 3-1		4-0 1B BB	0-0 6-3		0-0 F8		0-0 SF9		3	0	0	1	1	0	3	Philadelphia Phillies @ New York Mets Shea Stadium, Flushing, NY Wed Aug 01 1979, 3:33 AM EDT Att: 12,295 - Unknown					
Frank Taveras, R OBP: 0.285, SLG: 0.332	0-0 6-3							2-3 3-H 6-3		5	1	1	0	0	0	2						
Lee Mazzilli, S OBP: 0.406, SLG: 0.470	0-3 K									4	0	1	0	1	1	0						
Richie Hebner, L OBP: 0.351, SLG: 0.377										4	1	1	0	0	0	4						
Neil Allen, R OBP: 0.351, SLG: 0.377										0	0	0	0	0	0	0						
Dan Norman, R OBP: 0.333, SLG: 0.462		1B SF7 1B								1	0	0	0	0	0	0						
Willie Montanez, L OBP: 0.278, SLG: 0.310										4	2	2	1	1	0	1						
Ed Kranepool, L OBP: 0.306, SLG: 0.288										3	1	2	1	0	0	1						
John Stearns, R OBP: 0.323, SLG: 0.378										4	1	1	1	0	0	3						
Doug Flynn, R OBP: 0.261, SLG: 0.315										4	0	2	2	0	1	1						
Dock Ellis, S OBP: 0.200, SLG: 0.143										1	0	0	0	0	0	0						
Dwight Bernard, R ERA: 3.52										0	0	0	0	1	0	0						
Sergio Ferrer, S OBP: 0.319, SLG: 0.256										0	0	0	0	0	0	0						
Ron Hodges, L OBP: 0.319, SLG: 0.256										1	0	0	0	0	0	2						
Inning Stats	R: 0 E: 0 K: 1 S: 5	H: 0 LOB: 0 BB: 0 P: 5	R: 1 E: 0 K: 1 S: 7	H: 2 LOB: 1 BB: 0 P: 7	R: 0 E: 0 K: 0 S: 4	H: 1 LOB: 2 BB: 1 P: 8	R: 1 E: 0 K: 0 S: 6	H: 3 LOB: 2 BB: 0 P: 6	R: 1 E: 0 K: 0 S: 4	H: 1 LOB: 1 BB: 1 P: 8	R: 0 E: 0 K: 0 S: 3	H: 0 LOB: 1 BB: 1 P: 7	R: 0 E: 0 K: 0 S: 3	H: 0 LOB: 0 BB: 0 P: 3	R: 3 E: 0 K: 0 S: 6	H: 3 LOB: 1 BB: 1 P: 10	R: 0 E: 0 K: 0 S: 3	H: 0 LOB: 0 BB: 0 P: 3	1B: 8 2B: 2 3B: 0 HR: 0	SF: 2 SAC: 1 DP: 0 HBP: 0	WP: 0 PB: 0 SB: 0 CS: 0	PA: 41
PITCHER	IP WLS BF H R ER SO BB IBB HBP BLK WP HR S P ERA WHIP	IP WLS BF H R ER SO BB IBB HBP BLK WP HR S P ERA WHIP															IP WLS BF H R ER SO BB IBB HBP BLK WP HR S P ERA WHIP					
Dickie Noles, R ERA: 3.52	7.0 W 35 10 6 6 2 4 0 0 0 0 0 35 51 7.71 2.000																					
Rawly Eastwick, R ERA: 4.59	2.0 S 6 0 0 0 0 0 0 0 0 0 0 6 6 0.00 0.000																					



Batter	1	2	3	4	5	6	7	8	9	AB	R	H	RBI	BB	SO	LOB	TOP									
Bake McBride, L OBP: 0.320, SLG: 0.416										4	2	2	0	1	0	1	Philadelphia Phillies @ New York Mets Shea Stadium, Flushing, NY Thu Aug 02 1979, 7:05 PM EDT Unknown									
Pete Rose, S OBP: 0.415, SLG: 0.635										5	1	2	0	0	1	3										
Del Unser, L OBP: 0.351, SLG: 0.495										0	0	0	0	0	0	0										
Mike Schmidt, R OBP: 0.635, SLG: 0.835										4	0	0	0	1	1	3										
Bud Harrelson, S OBP: 0.381, SLG: 0.302										0	0	0	0	0	0	0										
Greg Luzinski, R OBP: 0.356, SLG: 0.463										4	2	2	3	0	0	2										
Mike Anderson, R OBP: 0.365, SLG: 0.295										1	0	1	0	0	0	0										
Bob Boone, R OBP: 0.397, SLG: 0.496										5	1	3	1	0	0	2										
Gary Maddox, R OBP: 0.302, SLG: 0.442										4	1	1	2	0	1	3										
Manny Trillo, R OBP: 0.304, SLG: 0.332										4	0	1	1	0	0	0										
Larry Bowa, S OBP: 0.320, SLG: 0.316										2	0	0	0	2	1	0										
Randy Lerch, L OBP: 0.140, SLG: 0.208										1	0	0	0	0	1	2										
Ron Reed, R OBP: 0.333, SLG: 0.375										2	0	0	0	0	1	0										
Tug McGraw, R OBP: 0.167, SLG: 0.167										0	0	0	0	0	0	0										
Inning Stats	R: 4 E: 0 K: 1 S: 10	H: 5 LOB: 2 BB: 1 P: 14	R: 0 E: 0 K: 2 S: 6	H: 0 LOB: 0 BB: 1 P: 10	R: 0 E: 0 K: 1 S: 5	H: 0 LOB: 0 BB: 0 P: 5	R: 0 E: 0 K: 1 S: 5	H: 0 LOB: 0 BB: 0 P: 5	R: 2 E: 0 K: 0 S: 6	H: 3 LOB: 1 BB: 0 P: 6	R: 0 E: 0 K: 0 S: 3	H: 0 LOB: 1 BB: 1 P: 7	R: 1 E: 0 K: 0 S: 4	H: 2 LOB: 1 BB: 1 P: 8	R: 0 E: 0 K: 1 S: 5	H: 0 LOB: 0 BB: 0 P: 5	R: 0 E: 0 K: 0 S: 5	H: 2 LOB: 2 BB: 0 P: 5	1B: 9 2B: 2 3B: 0 HR: 1	SF: 0 SAC: 1 DP: 1 HBP: 0	WP: 0 PB: 1 SB: 1 CS: 1	PA: 41				
PITCHER	IP	WLS	BF	H	R	ER	SO	BB	IBB	HBP	BLK	WP	HR	S	P	ERA	WHIP									
Andy Hassler, L ERA: 4.76	(1, 1)	6.0	L	28	8	6	6	5	2	1	0	0	0	1	35	47	9.00	1.667								
Ed Glynn, L ERA: 2.51	(7, 1)	3.0		13	4	1	1	1	1	0	0	0	0	0	14	18	3.00	1.667								

AB	36
R	7
H	12
RBI	7
BB	4
SO	6
LOB	16



Batter	1	2	3	4	5	6	7	8	9	AB	R	H	RBI	BB	SO	LOB	BOTTOM									
Joel Youngblood, R OBP: 0.364, SLG: 0.489										5	2	3	2	0	0	0	Philadelphia Phillies @ New York Mets Shea Stadium, Flushing, NY Thu Aug 02 1979, 7:05 PM EDT Unknown									
Frank Taveras, R OBP: 0.290, SLG: 0.333										5	1	2	0	0	0	2										
Lee Mazzilli, S OBP: 0.407, SLG: 0.473										4	0	2	1	0	0	1										
Richie Hebner, L OBP: 0.352, SLG: 0.377										3	0	1	0	1	1	1										
John Stearns, R OBP: 0.322, SLG: 0.376										2	0	0	1	1	0	3										
Willie Montanez, L OBP: 0.278, SLG: 0.312										4	0	1	0	0	0	3										
Dan Norman, R OBP: 0.263, SLG: 0.353										4	0	0	0	0	1	1										
Doug Flynn, R OBP: 0.259, SLG: 0.312										3	0	0	0	0	0	1										
Ed Glynn, R ERA: 4.27	(7, 1)									0	0	0	0	0	0	0										
Alex Trevino, R OBP: 0.432, SLG: 0.458	(9, PH)									1	1	1	0	0	0	0										
Andy Hassler, L ERA: 4.44	(1, 1)									2	0	0	0	0	2	1										
Sergio Ferrer, S ERA: 4.27	(7, 4)									1	0	0	0	0	0	0										
Gil Flores, R OBP: 0.222, SLG: 0.190	(9, PH)									1	0	0	0	0	0	1										
Inning Stats	R: 1 E: 0 K: 1 S: 7	H: 2 LOB: 1 BB: 0 P: 7	R: 0 E: 0 K: 1 S: 6	H: 1 LOB: 0 BB: 0 P: 6	R: 1 E: 0 K: 0 S: 6	H: 3 LOB: 2 BB: 0 P: 6	R: 0 E: 0 K: 1 S: 5	H: 0 LOB: 0 BB: 0 P: 5	R: 0 E: 0 K: 0 S: 4	H: 1 LOB: 2 BB: 1 P: 8	R: 0 E: 0 K: 0 S: 3	H: 0 LOB: 0 BB: 0 P: 3	R: 0 E: 0 K: 0 S: 3	H: 1 LOB: 0 BB: 0 P: 3	R: 0 E: 0 K: 0 S: 3	H: 0 LOB: 1 BB: 1 P: 7	R: 2 E: 0 K: 1 S: 7	H: 2 LOB: 0 BB: 0 P: 7	1B: 6 2B: 3 3B: 0 HR: 1	SF: 1 SAC: 0 DP: 1 HBP: 0	WP: 0 PB: 0 SB: 0 CS: 0	PA: 38				
PITCHER	IP	WLS	BF	H	R	ER	SO	BB	IBB	HBP	BLK	WP	HR	S	P	ERA	WHIP									
Randy Lerch, L ERA: 4.44	(1, 1)	2.1		13	6	2	2	2	0	0	0	0	0	0	17	17	7.71	2.571								
Ron Reed, R ERA: 4.27	(3, 1)	5.2	W	20	2	0	0	1	2	0	0	0	0	20	28	0.00	0.706									
Tug McGraw, L ERA: 4.1	(9, 1)	1.0		5	2	2	2	1	0	0	0	0	0	1	7	7	18.00	2.000								

AB	35
R	4
H	10
RBI	4
BB	2
SO	4
LOB	14



Batter	1	2	3	4	5	6	7	8	9	AB	R	H	RBI	BB	SO	LOB	TOP			
Bake McBride, L OBP: 0.319, SLG: 0.413 Doug Bird, R (8, 1)	F7		F8			CS BB		K		3	0	0	0	1	1	1	Philadelphia Phillies @ New York Mets Shea Stadium, Flushing, NY Thu Aug 02 1979, 7:05 PM EDT Att: 15,319 - Unknown			
Pete Rose, S OBP: 0.413, SLG: 0.438	6-3			L7		F4-3		FC6-4 BB		3	0	0	0	1	0	1				
Mike Schmidt, R OBP: 0.403, SLG: 0.639	F2			HR		F7		FC6-4		4	1	1	1	0	0	2				
Greg Luzinski, R OBP: 0.358, SLG: 0.465		1B BB		K					F7	3	0	1	0	1	1	0				
Bob Boone, R OBP: 0.398, SLG: 0.495		F5-4-3 1B		CS BB		5-3			F7	3	0	1	0	1	0	1				
Gary Maddox, R OBP: 0.302, SLG: 0.440		F4		CS	F9		F9			4	0	1	0	0	0	3				
Manny Trillo, R OBP: 0.301, SLG: 0.328 Del Unser, L OBP: 0.348, SLG: 0.490 (9, PH)	F5-4-3				F8		F8		1B	3	0	0	0	0	0	3				
Larry Bowa, S OBP: 0.323, SLG: 0.320			P5						BB BB	2	0	1	0	1	0	0				
Kevin Saucier, L OBP: 0.143, SLG: 0.143 Rawly Eastwick, R (7, 1)			K						K	2	0	0	0	0	2	1				
Tug McGraw, R OBP: 0.167, SLG: 0.167 Mike Anderson, R OBP: 0.358, SLG: 0.289 (8, PH)					K					0	0	0	0	0	0	0				
Inning Stats	R: 0 E: 0 K: 0 S: 3	H: 0 LOB: 0 BB: 0 P: 3	R: 0 E: 0 K: 0 S: 3	H: 1 LOB: 1 BB: 1 P: 7	R: 0 E: 0 K: 1 S: 5	H: 0 LOB: 0 BB: 0 P: 5	R: 1 E: 0 K: 1 S: 5	H: 1 LOB: 0 BB: 1 P: 9	R: 0 E: 0 K: 1 S: 6	H: 1 LOB: 1 BB: 0 P: 6	R: 0 E: 0 K: 0 S: 4	H: 1 LOB: 1 BB: 0 P: 4	R: 0 E: 0 K: 2 S: 7	H: 0 LOB: 2 BB: 2 P: 15	R: 0 E: 0 K: 1 S: 6	H: 1 LOB: 1 BB: 0 P: 6	1B: 2 2B: 2 3B: 0 HR: 1	SF: 0 SAC: 0 DP: 1 HBP: 0	WP: 0 PB: 0 SB: 0 CS: 2	PA: 35
PITCHER	IP	WLS	BF	H	R	ER	SO	BB	IBB	HBP	BLK	WP	HR	S	P	ERA	WHIP			
Pete Falcone, L ERA: 4.7 Neil Allen, R ERA: 4.3	7.2	W	29	4	1	1	5	5	0	0	0	0	1	34	54	1.17	1.174			
0.00	0.750																			

Batter	1	2	3	4	5	6	7	8	9	AB	R	H	RBI	BB	SO	LOB	BOTTOM			
Gil Flores, R OBP: 0.245, SLG: 0.182 (1, 9)	FC4-6 BB		5-3 BB		L6		F9			2	0	0	0	2	0	1	Philadelphia Phillies @ New York Mets Shea Stadium, Flushing, NY Thu Aug 02 1979, 7:05 PM EDT Att: 15,319 - Unknown			
Frank Taveras, R OBP: 0.292, SLG: 0.335 (1, 6)	FC4-6 4-3		5-3		S 1B BB				2B	3	1	1	1	1	0	2				
Lee Mazzilli, S OBP: 0.408, SLG: 0.472 (1, 8)	4-3		5-3				4-0			3	0	1	1	1	0	2				
Willie Montanez, L OBP: 0.275, SLG: 0.308 (1, 3)	6-3		4-3						BB	4	0	0	0	0	0	5				
Joel Youngblood, R OBP: 0.360, SLG: 0.484 (3, 5) (8, 7)		L4		L8		4-3		G3		4	0	0	0	0	0	0				
Richie Hebner, L OBP: 0.351, SLG: 0.376 Dan Norman, R OBP: 0.238, SLG: 0.316 Sergio Ferrer, S (8, 5)		2-3		4-3		P3		K		1	0	0	0	0	0	0				
Alex Trevino, R OBP: 0.434, SLG: 0.453 (1, 2)						F9		F9		3	0	1	0	1	0	0				
Doug Flynn, R OBP: 0.263, SLG: 0.315 (1, 4)					F6-3		SH3 2B		1B	3	1	2	0	0	0	1				
Pete Falcone, L OBP: 0.294, SLG: 0.250 Neil Allen, R (8, 1)								SH3		2	0	0	0	0	2	2				
Inning Stats	R: 0 E: 0 K: 0 S: 3	H: 0 LOB: 1 BB: 1 P: 7	R: 0 E: 0 K: 1 S: 7	H: 2 LOB: 2 BB: 0 P: 7	R: 0 E: 0 K: 0 S: 3	H: 0 LOB: 1 BB: 1 P: 7	R: 0 E: 0 K: 0 S: 3	H: 0 LOB: 1 BB: 1 P: 7	R: 1 E: 0 K: 1 S: 6	H: 1 LOB: 1 BB: 1 P: 10	R: 0 E: 0 K: 0 S: 3	H: 0 LOB: 0 BB: 0 P: 3	R: 1 E: 0 K: 0 S: 5	H: 2 LOB: 2 BB: 1 P: 9	R: 0 E: 0 K: 1 S: 5	H: 0 LOB: 0 BB: 0 P: 5		1B: 4 2B: 1 3B: 0 HR: 0	SF: 0 SAC: 1 DP: 0 HBP: 0	WP: 0 PB: 0 SB: 1 CS: 0
PITCHER	IP	WLS	BF	H	R	ER	SO	BB	IBB	HBP	BLK	WP	HR	S	P	ERA	WHIP			
Kevin Saucier, L ERA: 3.79 Rawly Eastwick, R ERA: 4.56 Tug McGraw, L ERA: 4.07 Doug Bird, R ERA: 5.45	6.1	L	27	4	2	2	2	4	0	0	0	0	0	27	43	2.84	1.263			
0.00	6.000	0.00	0.000	0.00	0.000	0.00	0.000	0.00	0.000	0.00	0.000	0.00	0.000							

Batter	1	2	3	4	5	6	7	8	9	AB	R	H	RBI	BB	SO	LOB	TOP			
Jose Cardenal, R OBP: 0.333, SLG: 0.327										4	0	2	1	0	0	1	<p>New York Mets @ Montreal Expos Olympic Stadium, Montreal, QB Sat Aug 04 1979, 3:33 AM EDT Att: 32,108 - Unknown</p>			
Frank Taveras, R OBP: 0.293, SLG: 0.335										4	0	0	0	0	0	4				
Lee Mazzilli, S OBP: 0.407, SLG: 0.472										3	0	0	0	1	0	2				
Willie Montanez, L OBP: 0.284, SLG: 0.318										4	1	3	0	0	0	2				
John Stearns, R OBP: 0.323, SLG: 0.383										4	1	2	2	0	0	1				
Richie Hebner, L OBP: 0.347, SLG: 0.370										4	0	0	0	0	0	2				
Joel Youngblood, R OBP: 0.358, SLG: 0.482										4	0	0	0	0	0	1				
Doug Flynn, R OBP: 0.268, SLG: 0.324									3	1	1	0	0	0	0					
Craig Swan, R OBP: 0.188, SLG: 0.136										2	0	1	0	0	0	1				
Neil Allen, R (6, 1)										1	0	0	0	0	0	0				
Inning Stats	R: 0 E: 1 K: 0 S: 3	H: 0 LOB: 1 BB: 1 P: 7	R: 0 E: 0 K: 0 S: 3	H: 0 LOB: 0 BB: 0 P: 3	R: 1 E: 0 K: 0 S: 5	H: 2 LOB: 1 BB: 0 P: 5	R: 2 E: 0 K: 0 S: 5	H: 2 LOB: 0 BB: 0 P: 5	R: 0 E: 0 K: 0 S: 3	H: 1 LOB: 0 BB: 0 P: 3	R: 0 E: 0 K: 0 S: 3	H: 0 LOB: 0 BB: 0 P: 3	R: 0 E: 0 K: 0 S: 4	H: 1 LOB: 1 BB: 0 P: 4	R: 0 E: 0 K: 0 S: 4	H: 2 LOB: 1 BB: 0 P: 4	1B: 5 2B: 3 3B: 0 HR: 1	SF: 0 SAC: 0 DP: 4 HBP: 0	WP: 1 PB: 1 SB: 1 CS: 0	PA: 34
PITCHER	IP WLS BF H R ER SO BB IBB HBP BLK WP HR S P ERA WHIP																			
Bill Lee, L ERA: 3.46	(1, 1) 8.0 L 30 7 3 3 0 1 0 0 0 0 1 29 33 3.38 1.000																			
Woodie Fryman, L ERA: 3.46	(9, 1) 0.2 3 2 0 0 0 0 0 0 0 0 1 0 3 3 0.00 3.000																			
Elias Sosa, R ERA: 1.89	(9, 1) 0.1 1 0 0 0 0 0 0 0 0 0 0 0 1 1 0.00 0.000																			

Batter	1	2	3	4	5	6	7	8	9	AB	R	H	RBI	BB	SO	LOB	BOTTOM			
Warren Cromartie, L OBP: 0.316, SLG: 0.422										3	0	1	1	0	1	0	<p>New York Mets @ Montreal Expos Olympic Stadium, Montreal, QB Sat Aug 04 1979, 3:33 AM EDT Att: 32,108 - Unknown</p>			
Jerry White, S OBP: 0.362, SLG: 0.422										1	0	0	0	0	1	0				
Rodney Scott, S OBP: 0.325, SLG: 0.300										4	0	1	0	0	0	1				
Andre Dawson, R OBP: 0.302, SLG: 0.477										4	0	1	0	0	1	0				
Tony Perez, R OBP: 0.329, SLG: 0.438										4	0	0	0	0	0	2				
Gary Carter, R OBP: 0.343, SLG: 0.490										4	0	1	0	0	1	2				
Ellis Valentine, R OBP: 0.311, SLG: 0.480										4	0	0	0	0	1	1				
Larry Parrish, R OBP: 0.360, SLG: 0.512										3	1	3	0	0	0	0				
Chris Speier, R OBP: 0.306, SLG: 0.313										3	1	1	1	0	0	2				
Bill Lee, L OBP: 0.167, SLG: 0.167										1	0	0	0	0	0	1				
Tom Hutton, L OBP: 0.406, SLG: 0.436										1	0	0	0	0	0	0				
Woodie Fryman, R (9, 1)										0	0	0	0	0	0	0				
Elias Sosa, R OBP: 0.273, SLG: 0.300										0	0	0	0	0	0	0				
Inning Stats	R: 0 E: 0 K: 2 S: 9	H: 2 LOB: 2 BB: 0 P: 9	R: 0 E: 0 K: 0 S: 4	H: 1 LOB: 1 BB: 0 P: 4	R: 0 E: 0 K: 1 S: 5	H: 0 LOB: 0 BB: 0 P: 5	R: 0 E: 0 K: 0 S: 3	H: 0 LOB: 0 BB: 0 P: 3	R: 0 E: 0 K: 1 S: 5	H: 1 LOB: 0 BB: 0 P: 5	R: 0 E: 0 K: 0 S: 5	H: 0 LOB: 0 BB: 0 P: 5	R: 0 E: 0 K: 1 S: 5	H: 0 LOB: 1 BB: 0 P: 5	R: 0 E: 0 K: 0 S: 4	H: 1 LOB: 1 BB: 0 P: 4	1B: 5 2B: 3 3B: 1 HR: 0	SF: 0 SAC: 1 DP: 2 HBP: 0	WP: 0 PB: 0 SB: 2 CS: 0	PA: 33
PITCHER	IP WLS BF H R ER SO BB IBB HBP BLK WP HR S P ERA WHIP																			
Craig Swan, R ERA: 3.14	(1, 1) 5.2 W 22 2 2 2 3 0 0 0 0 0 0 28 28 3.18 1.059																			
Neil Allen, R ERA: 4.06	(6, 1) 3.1 S 11 2 0 0 2 0 0 0 0 0 0 0 15 15 0.00 0.600																			

Batter	1	2	3	4	5	6	7	8	9	AB	R	H	RBI	BB	SO	LOB	TOP										
Jose Cardenal, R OBP: 0.338, SLG: 0.404 (1, 9)	0-0 2B	0-0 6-3			0-0 F2		0-0 HR		0-3 K	5	1	2	1	0	1	1	New York Mets @ Montreal Expos Olympic Stadium, Montreal, QB Sun Aug 05 1979, 3:33 AM EDT Unknown										
Frank Taveras, R OBP: 0.296, SLG: 0.340 (1, 6)	0-3 K		0-0 2B		0-0 FC5-4 1B		0-0 2B 1B		0-3 K	5	1	3	0	0	2	1											
Lee Mazzilli, S OBP: 0.406, SLG: 0.473 (1, 8)	0-3 K		0-0 2B		0-0 FC5-4 1-2		0-0 F9			4	0	1	0	0	1	3											
Willie Montanez, L OBP: 0.284, SLG: 0.319 (1, 3)	0-0 F8		0-0 P6		0-0 F9		0-0 2B			4	0	1	1	0	0	3											
John Stearns, R OBP: 0.319, SLG: 0.379 (1, 2)		0-3 K	0-3 K			0-0 5-3	0-0 F9			4	0	0	0	0	2	2											
Joel Youngblood, R OBP: 0.357, SLG: 0.479 (1, 7)		0-0 E 3B 1B		0-0 F9		0-0 F8		0-0 L8		4	1	1	0	0	0	0											
Alex Trevino, R OBP: 0.433, SLG: 0.451 (1, 5)		0-0 E6 3B 1-2	0-3 K		0-0 K		0-0 1B		0-0 6-3	4	1	1	0	0	1	1											
Doug Flynn, R OBP: 0.271, SLG: 0.331 (1, 4)		0-0 1-H 2-H 3B	0-0 1B		0-0 F9		0-0 F9		0-0 F9	4	0	2	2	0	0	1											
Dock Ellis, S OBP: 0.176, SLG: 0.125 (1, 1)		0-0 F9		0-0 F6			0-0 5-3		0-0 1-3	2	0	0	0	0	0	2											
Gil Flores, R OBP: 0.231, SLG: 0.170 (7, PH)										1	0	0	0	0	0	0											
Ed Glynn, R (7, 1)										1	0	0	0	0	0	0											
Inning Stats	R: 0 E: 0 K: 2 S: 8	H: 1 LOB: 1 BB: 0 P: 8	R: 2 E: 1 K: 1 S: 8	H: 2 LOB: 1 BB: 0 P: 8	R: 0 E: 0 K: 1 S: 6	H: 2 LOB: 1 BB: 0 P: 6	R: 0 E: 0 K: 1 S: 6	H: 1 LOB: 1 BB: 0 P: 6	R: 0 E: 0 K: 0 S: 4	H: 1 LOB: 1 BB: 0 P: 4	R: 2 E: 0 K: 0 S: 6	H: 3 LOB: 1 BB: 0 P: 6	R: 0 E: 0 K: 0 S: 3	H: 0 LOB: 0 BB: 0 P: 3	R: 0 E: 0 K: 2 S: 7	H: 0 LOB: 0 BB: 0 P: 7	1B: 5 2B: 4 3B: 1 HR: 1	SF: 0 SAC: 0 DP: 0 HBP: 0	WP: 0 PB: 0 SB: 0 CS: 0	PA: 38							
PITCHER	IP	WLS	BF	H	R	ER	SO	BB	IBB	HBP	BLK	WP	HR	S	P	ERA	WHIP										
Ross Grimsley, L ERA: 4.96 (1, 1)	6.2	L	31	11	4	3	5	0	0	0	0	0	1	41	41	4.05	1.650										
Stan Bahnsen, R ERA: 3.49 (7, 1)	0.1		1	0	0	0	0	0	0	0	0	0	0	1	1	0.00	0.000										
Scott Sanderson, R ERA: 3.54 (8, 1)	2.0		6	0	0	0	2	0	0	0	0	0	0	10	10	0.00	0.000										

AB	38
R	4
H	11
RBI	4
BB	0
SO	7
LOB	14



Batter	1	2	3	4	5	6	7	8	9	AB	R	H	RBI	BB	SO	LOB	BOTTOM										
Warren Cromartie, L OBP: 0.315, SLG: 0.421 (1, 7)	0-0 SH1-4 1B		0-0 1-3		0-0 F4-3		0-3 K			4	0	1	0	0	1	0	New York Mets @ Montreal Expos Olympic Stadium, Montreal, QB Sun Aug 05 1979, 3:33 AM EDT Unknown										
Rodney Scott, S OBP: 0.325, SLG: 0.301 (1, 4)	0-0 SH1-4 1-2		0-0 1B		0-0 F4-3		0-0 F8			3	0	1	0	0	0	0											
Andre Dawson, R OBP: 0.302, SLG: 0.475 (1, 8)	0-0 F7		0-3 K		0-0 1B 1B		0-0 F7		0-0 6-3	4	1	1	0	0	1	2											
Tony Perez, R OBP: 0.328, SLG: 0.436 (1, 3)	0-3 K		0-3 K		0-0 SH1-4 1-3 FC 1B		0-0 6-3		0-0 6-3	4	1	1	0	0	2	2											
Gary Carter, R OBP: 0.344, SLG: 0.489 (1, 2)		0-3 K		1-0 FC6-4 HBP		0-0 SH1-4 1-2 3-H 1B		0-3 K		3	0	1	1	0	2	0											
Ellis Valentine, R OBP: 0.311, SLG: 0.479 (1, 9)		0-0 BB 1B		0-0 F7		0-0 SH1-4 1-2 2-3		0-0 5-3		3	0	1	0	0	0	1											
Larry Parrish, R OBP: 0.359, SLG: 0.509 (1, 5)		0-3 K		0-3 K		0-0 FC F4-6-3		0-0 FC5-4 1B		4	0	1	1	0	2	3											
Chris Speier, R OBP: 0.308, SLG: 0.312 (1, 6)		4-0 BB BB		0-0 FC6-4		0-0 3-H F4-6-3		0-0 FC5-4 1B		1	0	0	0	1	0	1											
Rusty Staub, L OBP: 0.336, SLG: 0.395 (6, PH)				0-0 FC6-4		0-0 F4-6-3		0-0 FC5-4		1	0	0	0	0	0	2											
Jim Mason, L OBP: 0.250, SLG: 0.259 (7, 6)				0-0 FC6-4		0-0 F4-6-3		0-0 FC5-4		0	0	0	0	0	0	0											
Dave Cash, R OBP: 0.472, SLG: 0.529 (9, PH)		1-2 BB		1-2		1-2		1-2		1	0	0	0	0	0	1											
Ross Grimsley, L OBP: 0.212, SLG: 0.250 (1, 1)		0-0 F8			0-0 G3		0-3 K		0-0 L3	2	0	0	0	0	0	2											
Stan Bahnsen, R (7, 1)										0	0	0	0	0	0	0											
Jerry White, S OBP: 0.359, SLG: 0.417 (7, PH)										1	0	0	0	0	1	0											
Scott Sanderson, R OBP: 0.189, SLG: 0.243 (8, 1)										0	0	0	0	0	0	0											
Duffy Dyer, R OBP: 0.296, SLG: 0.310 (9, PH)										1	0	0	0	0	0	1											
Inning Stats	R: 0 E: 0 K: 1 S: 6	H: 1 LOB: 1 BB: 0 P: 6	R: 0 E: 0 K: 2 S: 8	H: 1 LOB: 2 BB: 1 P: 12	R: 0 E: 0 K: 2 S: 5	H: 1 LOB: 1 BB: 0 P: 6	R: 0 E: 0 K: 1 S: 5	H: 0 LOB: 1 BB: 0 P: 6	R: 0 E: 0 K: 0 S: 3	H: 0 LOB: 0 BB: 0 P: 3	R: 2 E: 0 K: 0 S: 6	H: 3 LOB: 1 BB: 0 P: 6	R: 0 E: 0 K: 2 S: 7	H: 0 LOB: 0 BB: 0 P: 7	R: 0 E: 0 K: 1 S: 5	H: 0 LOB: 0 BB: 0 P: 5	R: 0 E: 0 K: 0 S: 4	H: 1 LOB: 1 BB: 0 P: 4	1B: 7 2B: 0 3B: 0 HR: 0	SF: 0 SAC: 2 DP: 1 HBP: 1	WP: 0 PB: 0 SB: 0 CS: 0	PA: 36					
PITCHER	IP	WLS	BF	H	R	ER	SO	BB	IBB	HBP	BLK	WP	HR	S	P	ERA	WHIP										
Dock Ellis, R ERA: 5.96 (1, 1)	6.0	W	26	6	2	2	6	1	0	0	0	0	0	36	41	3.00	1.167										
Ed Glynn, L ERA: 2.29 (7, 1)	3.0	S	10	1	0	0	3	0	0	0	0	0	0	16	16	0.00	0.333										


AB	32
R	2
H	7
RBI	2
BB	1
SO	9
LOB	15



Batter	1	2	3	4	5	6	7	8	9	AB	R	H	RBI	BB	SO	LOB	TOP										
Gil Flores, R OBP: 0.263, SLG: 0.216 (1, 9)	0-0 4-3	0-0 2B		4-0 1B BB		0-0 F8			0-0 WP 2B 1B	4	1	2	2	1	0	1											
Frank Taveras, R OBP: 0.295, SLG: 0.339 Dwight Bernard, R (6, 1)	0-0 5-3	0-0 6-3		0-0 1B BB		0-0 F8			0-0 F9	4	0	1	0	0	0	3											
John Stearns, R OBP: 0.319, SLG: 0.378 (9, PH)				1-2 2-3 1B					1-3	1	0	0	0	0	0	1											
Lee Mazzilli, S OBP: 0.408, SLG: 0.472 (1, 8)	4-0 BB		0-0 HBP 1B	K				4-0 BB	0-3 K	3	0	1	0	2	2	4											
Willie Montanez, L OBP: 0.283, SLG: 0.321 (1, 3)	0-0 4-3		0-3 K	0-0 F8				0-0 BB	0-0 1B 2B	5	0	1	1	0	1	6											
Richie Hebner, L OBP: 0.350, SLG: 0.369 (1, 5)		4-0 1B BB 2B BB	1-0 HBP	0-3 K				0-0 BB	0-0 F7	3	1	1	0	1	1	1											
Joel Youngblood, R OBP: 0.353, SLG: 0.473 (1, 7)		0-0 F8	0-0 F8	0-0 6-3				0-0 L9	0-0 F8	5	0	0	0	0	0	6											
Ron Hodges, L OBP: 0.314, SLG: 0.238 (1, 2)		4-0 1B BB 2B	0-0 4-1	0-3 K				0-3 K		3	1	0	0	1	2	2											
Doug Flynn, R OBP: 0.271, SLG: 0.333 (6, 6)		0-0 F9	0-0 F3	0-0 2B				0-0 F1-6-3		4	0	1	0	0	0	2											
Wayne Twitchell, R OBP: 0.375, SLG: 0.375 Andy Hassler, L (2, 1) Dan Norman, R OBP: 0.275, SLG: 0.350 Dale Murray, R (4, 1) Alex Trevino, R OBP: 0.425, SLG: 0.441 (6, 4)		0-0 2B 1B	0-0 1B BB 1B	0-3 K				0-0 F7		1	0	1	0	0	0	0											
Inning Stats	R: 0 E: 0 K: 0 S: 3	H: 0 LOB: 1 BB: 1 P: 7	R: 2 E: 0 K: 0 S: 5	H: 2 LOB: 2 BB: 2 P: 13	R: 0 E: 0 K: 1 S: 6	H: 1 LOB: 2 BB: 0 P: 7	R: 0 E: 0 K: 2 S: 7	H: 0 LOB: 0 BB: 0 P: 7	R: 0 E: 0 K: 1 S: 6	H: 1 LOB: 1 BB: 0 P: 6	R: 0 E: 0 K: 0 S: 3	H: 0 LOB: 1 BB: 1 P: 7	R: 0 E: 0 K: 1 S: 5	H: 0 LOB: 0 BB: 0 P: 5	R: 1 E: 0 K: 1 S: 8	H: 3 LOB: 2 BB: 0 P: 8	1B: 6 2B: 3 3B: 0 HR: 0	SF: 0 SAC: 0 DP: 0 HBP: 1	WP: 2 PB: 0 SB: 0 CS: 0	PA: 42							
PITCHER	IP	WLS	BF	H	R	ER	SO	BB	IBB	HBP	BLK	WP	HR	S	P	ERA	WHIP										
David Palmer, R ERA: 3.02 Rudy May, L ERA: 2.35	(1, 1) 3.1	(4, 1) W 22	20	5	2	2	1	4	0	1	0	0	0	17	34	5.40	2.700										

New York Mets @ Montreal Expos
Olympic Stadium, Montreal, QB
Sun Aug 05 1979, 3:38 AM EDT
Att: 46,613 - Unknown


AB 36
R 3
H 9
RBI 3
BB 5
SO 7
LOB 27



Batter	1	2	3	4	5	6	7	8	9	AB	R	H	RBI	BB	SO	LOB	BOTTOM										
Warren Cromartie, L OBP: 0.316, SLG: 0.418 (1, 7)	4-0 F5-4-3 BB	0-0 5-3	0-0 F8		0-0 F8		4-0 1B IBB			3	0	0	0	2	0	5											
Dave Cash, R OBP: 0.438, SLG: 0.487 (1, 4)	0-0 F5-4-3	0-3 K		0-0 F4	0-0 F4		1-2 2-H 1B			5	0	1	1	0	1	3											
Andre Dawson, R OBP: 0.303, SLG: 0.473 (1, 8)	0-0 5-3		0-0 1B 1B	4-0 E S 2B BB		0-0 F8	0-0 F9			4	2	1	0	1	0	2											
Rusty Staub, L OBP: 0.341, SLG: 0.410 Tom Hutton, L OBP: 0.400, SLG: 0.429 (7, 3) (9, 9)		0-0 HR	0-0 1B 2B 1B	4-0 2B IBB		0-0 F2		0-0 P4		3	2	2	1	1	0	0											
Ellis Valentine, R OBP: 0.318, SLG: 0.489 Jerry White, S OBP: 0.356, SLG: 0.413 Tony Perez, R OBP: 0.328, SLG: 0.436 (1, 9) (8, 9) (9, 3)		4-0 S BB 2B BB	0-0 2B 1B	0-0 1B 2B	0-0 IBB		0-0 2B		0-0 G3		3	1	3	2	1	0	0										
Larry Parrish, R OBP: 0.382, SLG: 0.510 (1, 5)		4-0 BB 2B BB	0-0 1B 2B	4-0 IBB		0-0 F7		0-0 5-3		3	1	1	1	2	0	1											
Chris Speier, R OBP: 0.307, SLG: 0.309 (1, 6)		4-0 2B BB	0-0 1-3	0-0 F8				0-0 F8		3	0	0	0	1	0	5											
Duffy Dyer, R OBP: 0.333, SLG: 0.378 (1, 2)		0-0 2B	4-0 IBB	0-0 P3				0-0 1B 2B		3	1	2	2	1	0	3											
David Palmer, R Rudy May, L (1, 1) (4, 1)		0-0 F4	0-3 K		0-0 6-3			0-3 K		2	0	0	0	0	1	5											
Inning Stats	R: 0 E: 0 K: 0 S: 2	H: 0 LOB: 0 BB: 1 P: 6	R: 3 E: 0 K: 1 S: 7	H: 2 LOB: 3 BB: 3 P: 19	R: 2 E: 0 K: 1 S: 9	H: 4 LOB: 3 BB: 1 P: 13	R: 1 E: 0 K: 0 S: 4	H: 1 LOB: 3 BB: 3 P: 16	R: 0 E: 0 K: 0 S: 3	H: 0 LOB: 0 BB: 0 P: 3	R: 0 E: 0 K: 0 S: 4	H: 1 LOB: 1 BB: 0 P: 4	R: 1 E: 0 K: 1 S: 7	H: 2 LOB: 1 BB: 1 P: 11	R: 0 E: 0 K: 0 S: 3	H: 0 LOB: 0 BB: 0 P: 3	1B: 4 2B: 5 3B: 0 HR: 1	SF: 0 SAC: 0 DP: 1 HBP: 0	WP: 0 PB: 0 SB: 2 CS: 0	PA: 42							
PITCHER	IP	WLS	BF	H	R	ER	SO	BB	IBB	HBP	BLK	WP	HR	S	P	ERA	WHIP										
Wayne Twitchell, R ERA: 5.01 Andy Hassler, L ERA: 4.5 Dale Murray, R ERA: 4.69 Dwight Bernard, R ERA: 5.27	(1, 1) 1.0	(2, 1) 2.0	(4, 1) 10	(6, 1) 13	6	2	2	2	1	1	0	0	0	15	23	9.00	3.000										

New York Mets @ Montreal Expos
Olympic Stadium, Montreal, QB
Sun Aug 05 1979, 3:38 AM EDT
Att: 46,613 - Unknown

AB 33
R 7
H 10
RBI 7
BB 9
SO 3
LOB 25



Batter	1	2	3	4	5	6	7	8	9	AB	R	H	RBI	BB	SO	LOB	TOP			
Garry Templeton, S OBP: 0.348, SLG: 0.476										5	3	3	0	0	0	2				
Jerry Mumphrey, S OBP: 0.344, SLG: 0.379										4	2	2	1	0	0	0				
Keith Hernandez, L OBP: 0.405, SLG: 0.502										4	2	2	2	1	1	1				
George Hendrick, R OBP: 0.360, SLG: 0.439										5	1	1	2	0	2	4				
Tony Scott, S OBP: 0.312, SLG: 0.397										3	1	1	2	0	2	1				
Ken Reitz, R OBP: 0.298, SLG: 0.381										4	0	1	2	0	0	1				
Steve Swisher, R OBP: 0.185, SLG: 0.200										4	0	1	0	0	0	1				
Mike Tyson, R OBP: 0.265, SLG: 0.342										2	0	0	0	0	0	0				
Ken Oberkfell, L OBP: 0.376, SLG: 0.413										2	0	1	0	0	0	1				
John Fulgham, R OBP: 0.300, SLG: 0.188										2	0	0	0	1	2	1				
Inning Stats	R: 3 E: 2 K: 1 S: 8	H: 2 LOB: 1 BB: 1 P: 12	R: 0 E: 0 K: 0 S: 2	H: 0 LOB: 0 BB: 1 P: 6	R: 2 E: 0 K: 1 S: 7	H: 2 LOB: 0 BB: 0 P: 7	R: 0 E: 0 K: 1 S: 5	H: 0 LOB: 0 BB: 0 P: 5	R: 1 E: 0 K: 1 S: 8	H: 2 LOB: 1 BB: 0 P: 8	R: 2 E: 0 K: 1 S: 8	H: 3 LOB: 1 BB: 0 P: 8	R: 0 E: 0 K: 0 S: 4	H: 1 LOB: 0 BB: 0 P: 4	R: 0 E: 0 K: 0 S: 3	H: 0 LOB: 0 BB: 0 P: 3	1B: 6 2B: 5 3B: 0 HR: 2	SF: 1 SAC: 2 DP: 1 HBP: 0	WP: 0 PB: 0 SB: 0 CS: 1	PA: 40
PITCHER	IP WLS BF H R ER SO BB IBB HBP BLK WP HR S P ERA WHIP																			
Kevin Kobel, L ERA: 3.48	(1, 1) 3.0 L 15 4 5 2 2 2 2 0 0 0 0 0 0 1 17 25 6.00 2.000																			
Wayne Twitchell, R ERA: 4.99	(4, 1) 2.0 7 2 1 1 3 0 0 0 0 0 0 0 1 13 13 4.50 1.000																			
Dale Murray, R ERA: 4.85	(6, 1) 3.0 15 6 3 3 2 0 0 0 0 0 0 0 1 19 19 9.00 2.000																			
Dwight Bernard, R ERA: 5.08	(9, 1) 1.0 3 0 0 0 0 0 0 0 0 0 0 0 0 3 3 0.00 0.000																			

St. Louis Cardinals @ New York Mets
Shea Stadium, Flushing, NY
Tue Aug 07 1979, 7:05 PM EDT
Cloudy

AB 35
R 9
H 12
RBI 9
BB 2
SO 7
LOB 12

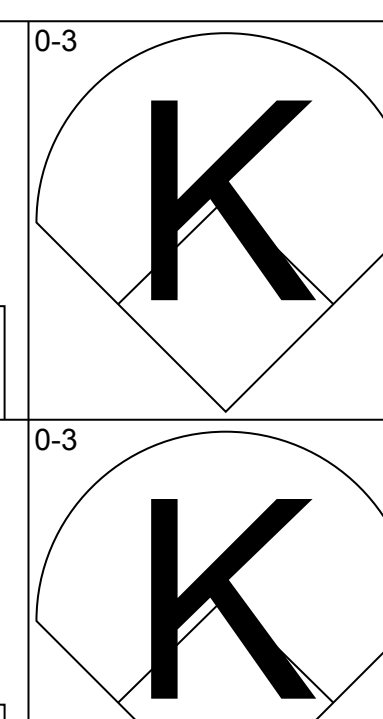
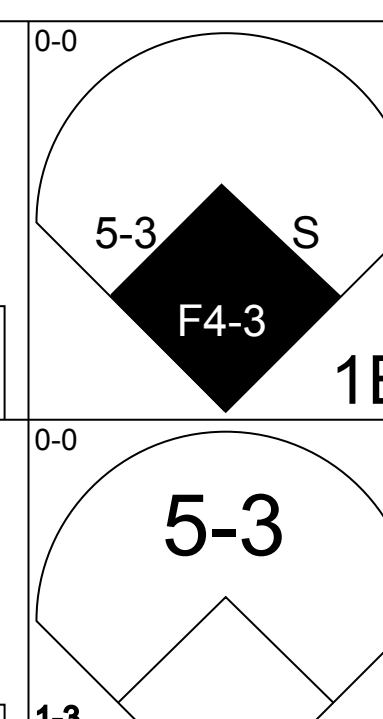
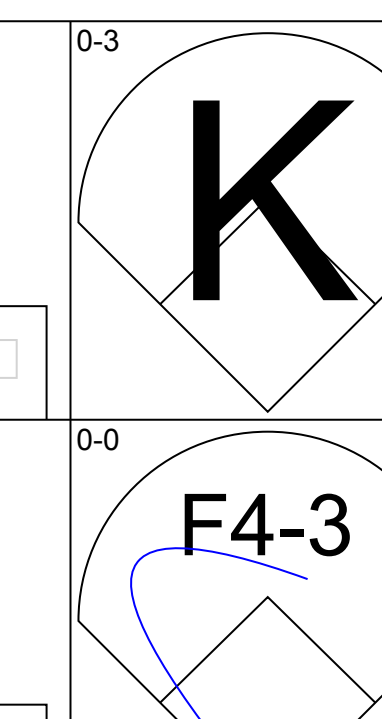
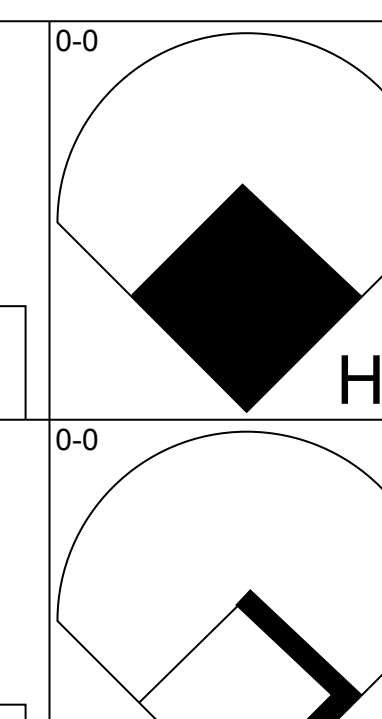
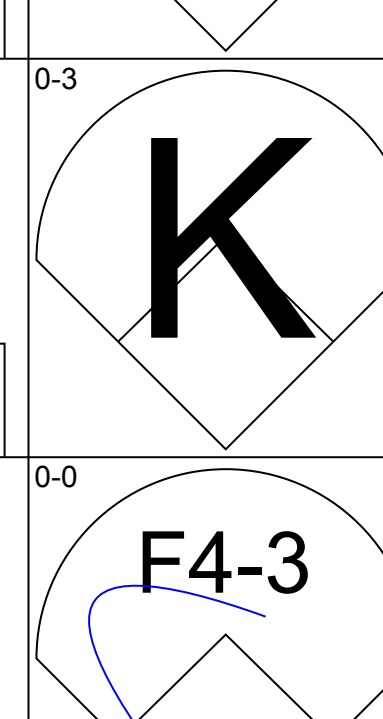
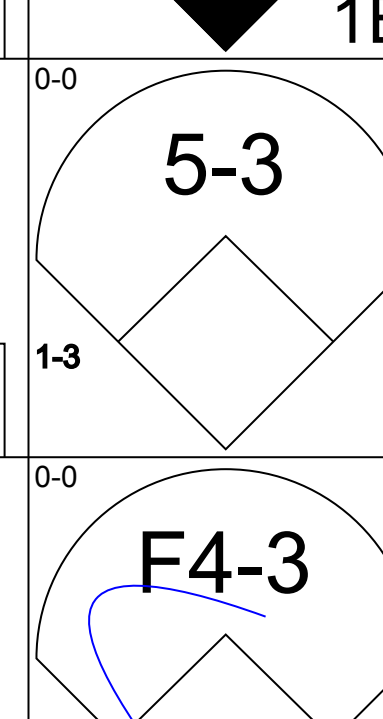
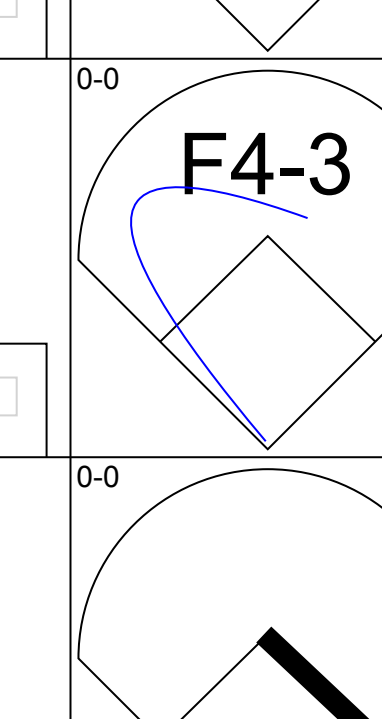
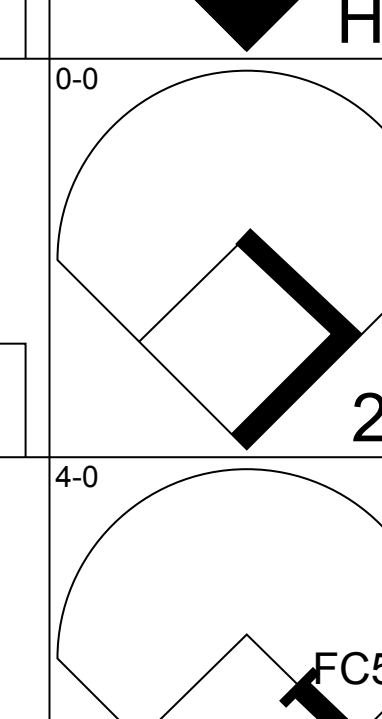
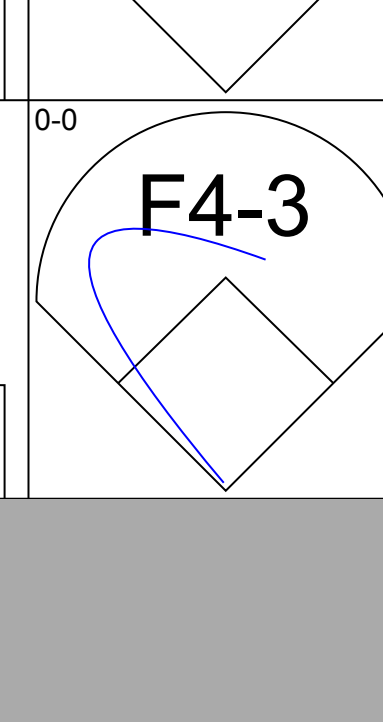
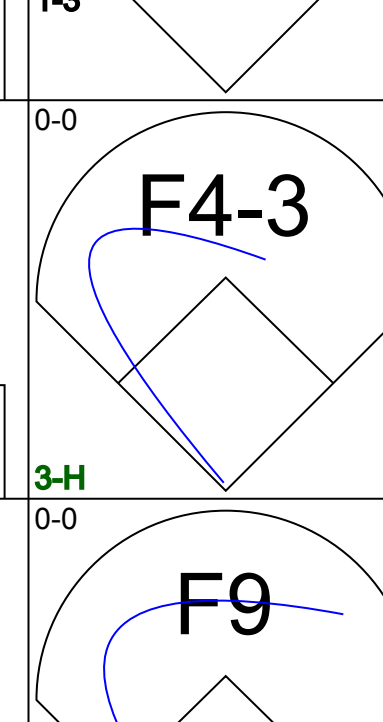
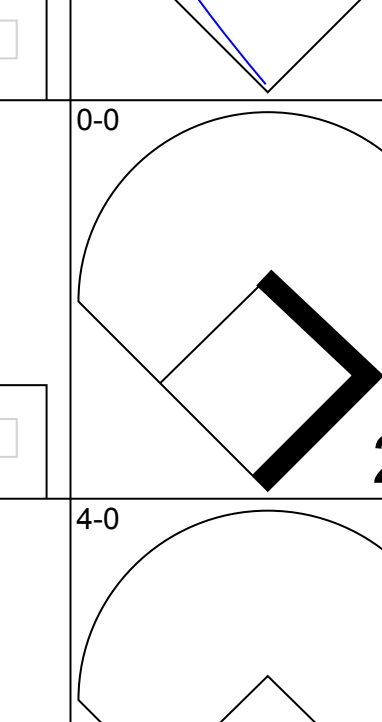
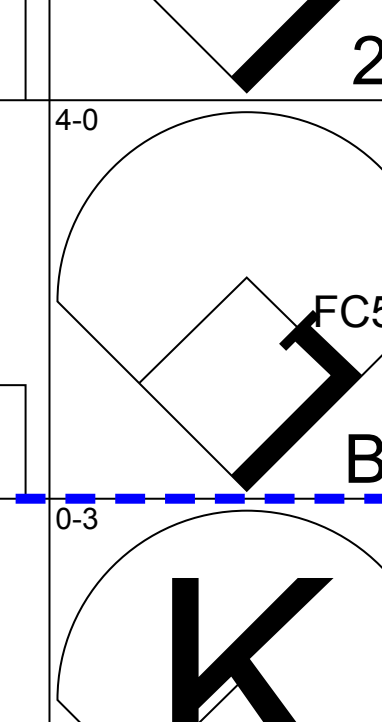
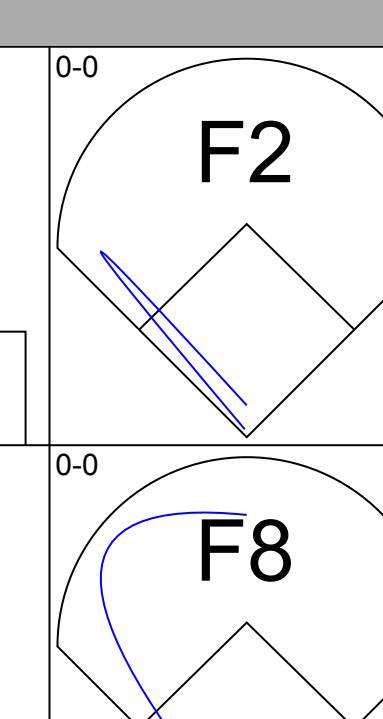
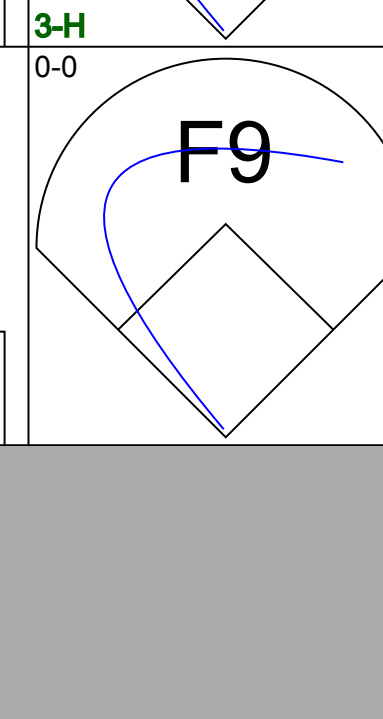
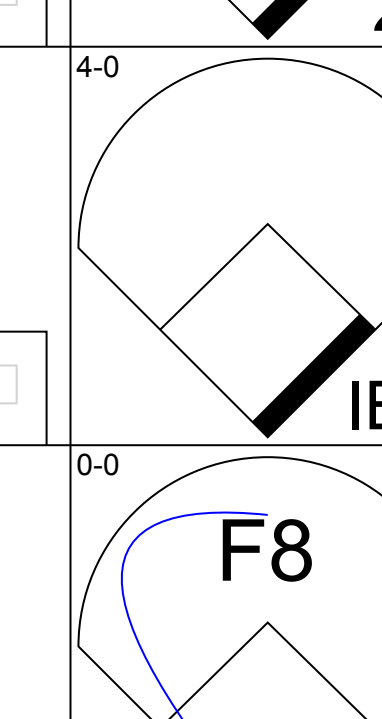
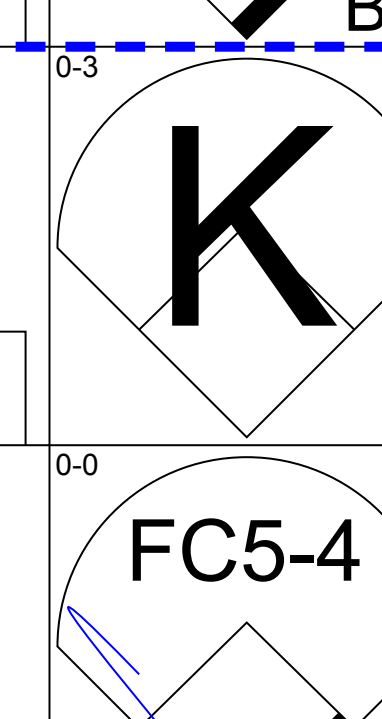

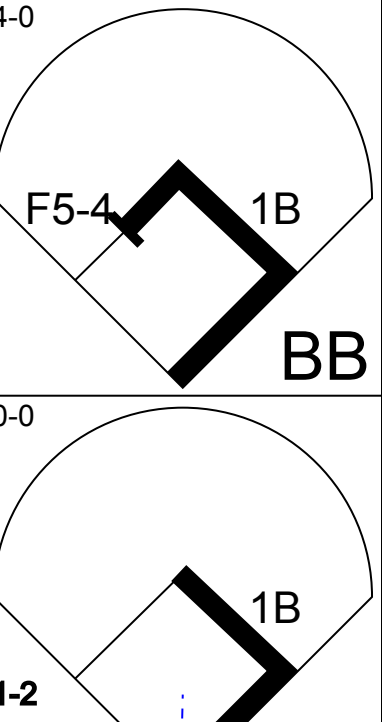
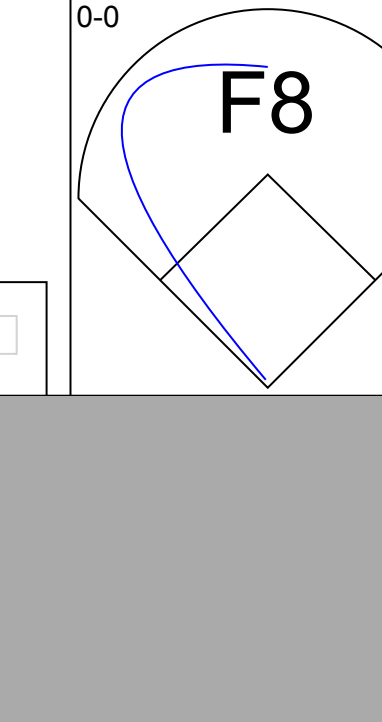
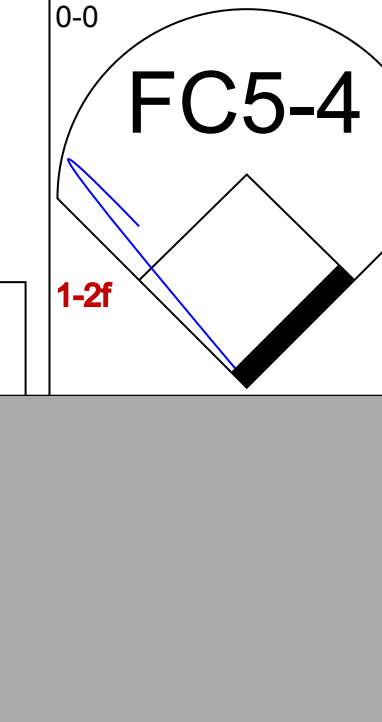

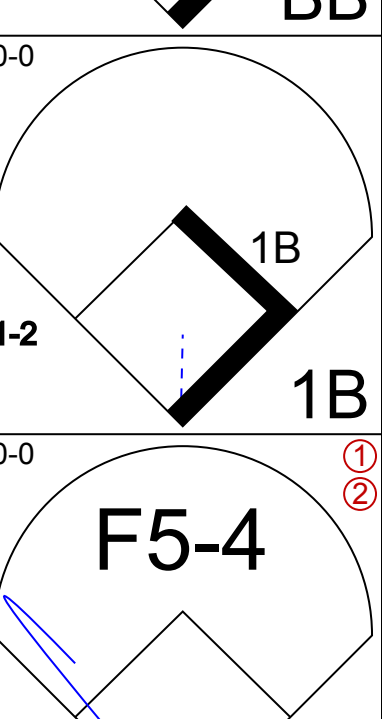


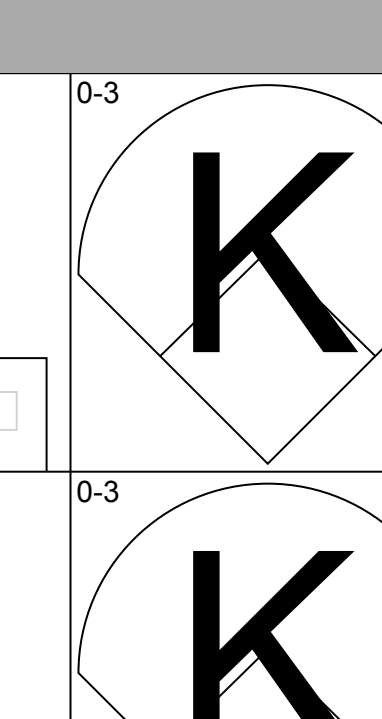
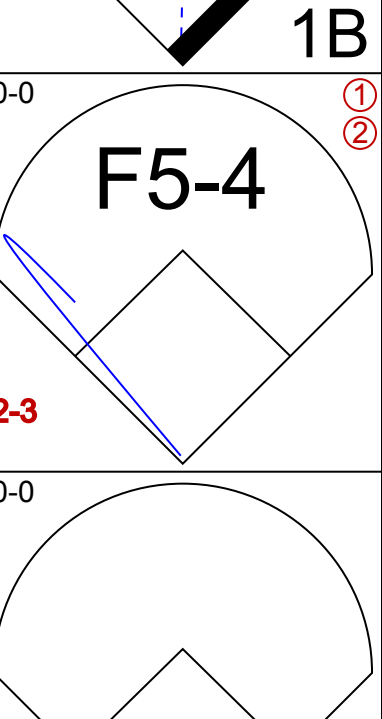


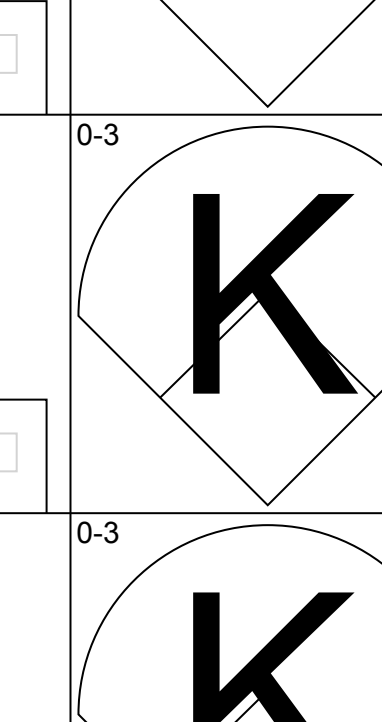
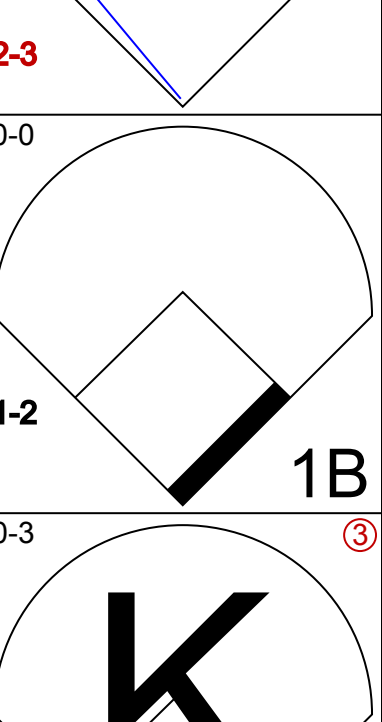

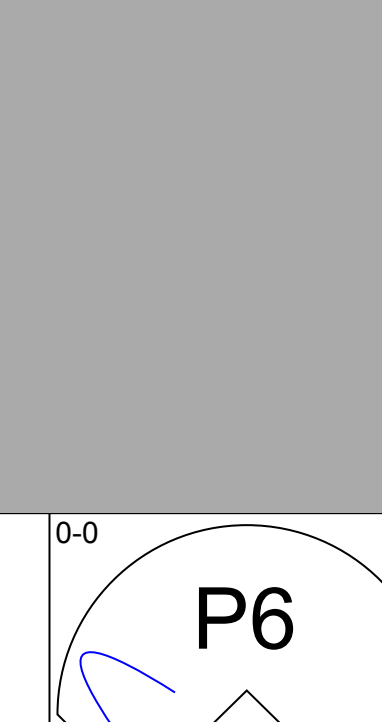
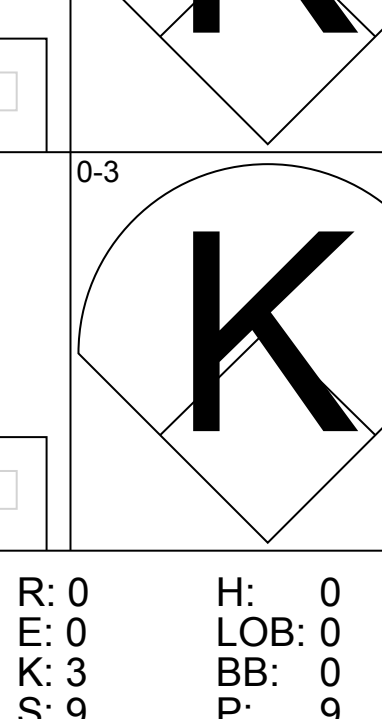
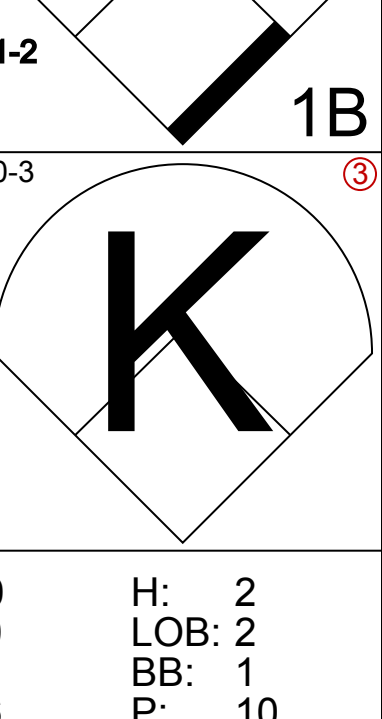
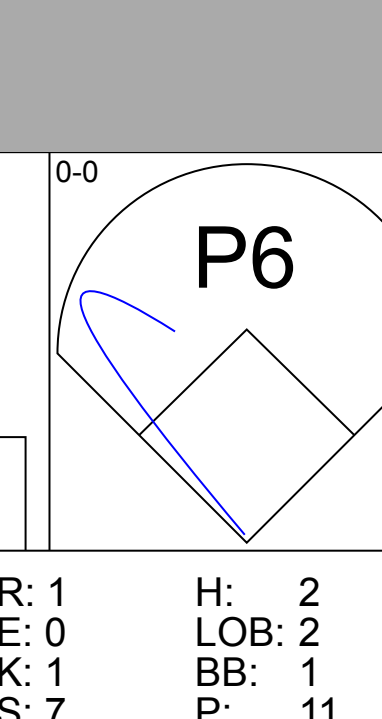


Batter	1	2	3	4	5	6	7	8	9	AB	R	H	RBI	BB	SO	LOB	BOTTOM					
Jose Cardenal, R OBP: 0.348, SLG: 0.400										3	1	1	0	1	0	0						
Frank Taveras, R OBP: 0.295, SLG: 0.338										4	0	1	0	0	0	1						
Dwight Bernard, R										0	0	0	0	0	0	0						
Lee Mazzilli, S OBP: 0.409, SLG: 0.472										4	0	2	1	0	1	0						
Sergio Ferrer, S										0	0	0	0	0	0	0						
Willie Montanez, L OBP: 0.282, SLG: 0.322										4	0	1	0	0	1	3						
Joel Youngblood, R OBP: 0.352, SLG: 0.471										4	1	1	0	0	0	2						
Richie Hebner, L OBP: 0.352, SLG: 0.371										4	0	2	0	0	0	1						
John Stearns, R OBP: 0.315, SLG: 0.374										4	0	0	1	0	1	3						
Doug Flynn, R OBP: 0.269, SLG: 0.331										3	0	0	0	0	2							
Kevin Kobel, R OBP: 0.182, SLG: 0.182	(1, 1)									0	0	0	0	0	0	0						
Dan Norman, R OBP: 0.287, SLG: 0.320	(3, PH)									1	0	0	0	0	1	0						
Wayne Twitchell, R OBP: 0.376, SLG: 0.375	(4, 1)									0	0	0	0	0	0	0						
Ron Hodges, R OBP: 0.336, SLG: 0.235	(5, PH)									1	0	0	0	0	1	0						
Dale Murray, R OBP: 0.300, SLG: 0.212	(6, 1)									0	0	0	0	0	0	0						
Gil Flores, R OBP: 0.228, SLG: 0.212	(8, PH)									1	0	0	0	0	0	0						
Inning Stats	R: 0 E: 0 K: 1 S: 5	H: 0 LOB: 0 BB: 0 P: 5	R: 1 E: 1 K: 1 S: 7	H: 2 LOB: 1 BB: 0 P: 7	R: 0 E: 0 K: 1 S: 4	H: 0 LOB: 0 BB: 1 P: 8	R: 0 E: 0 K: 0 S: 3	H: 1 LOB: 0 BB: 0 P: 3	R: 0 E: 0 K: 0 S: 4	H: 1 LOB: 1 BB: 0 P: 4	R: 0 E: 0 K: 0 S: 3	H: 0 LOB: 0 BB: 0 P: 3	R: 0 E: 0 K: 0 S: 6	H: 1 LOB: 1 BB: 0 P: 6	R: 1 E: 0 K: 0 S: 6	H: 3 LOB: 2 BB: 0 P: 6	R: 0 E: 0 K: 0 S: 3	H: 0 LOB: 0 BB: 0 P: 3	1B: 7 2B: 1 3B: 0 HR: 0	SF: 0 SAC: 0 DP: 2 HBP: 0	WP: 0 PB: 0 SB: 0 CS: 0	PA: 34
PITCHER	IP WLS BF H R ER SO BB IBB HBP BLK WP HR S P ERA WHIP																					
John Fulgham, R ERA: 2.99	(1, 1) 9.0 W 34 8 2 1 4 1 0 0 0 0 0 0 0 41 45 1.00 1.000																					

St. Louis Cardinals @ New York Mets
Shea Stadium, Flushing, NY
Tue Aug 07 1979, 7:05 PM EDT
Cloudy

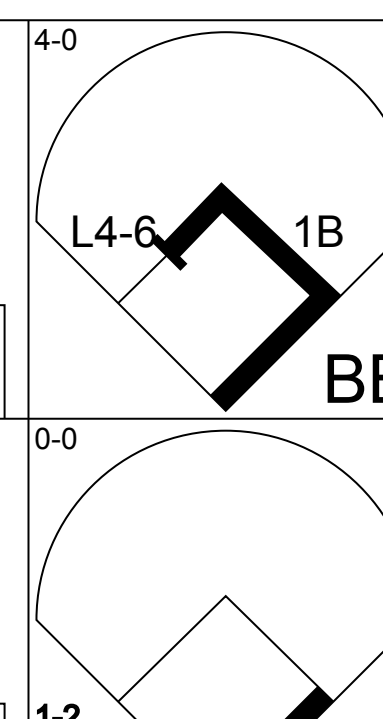
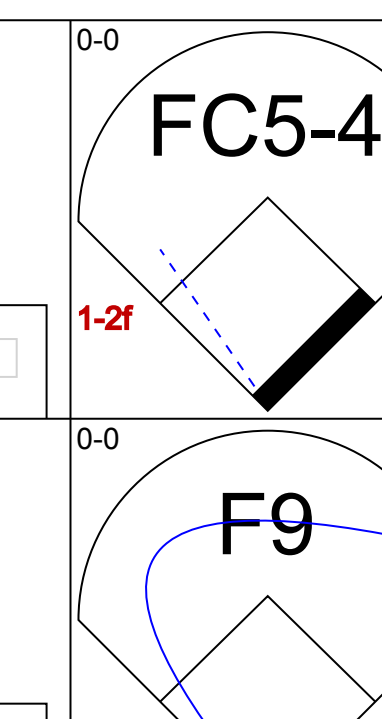
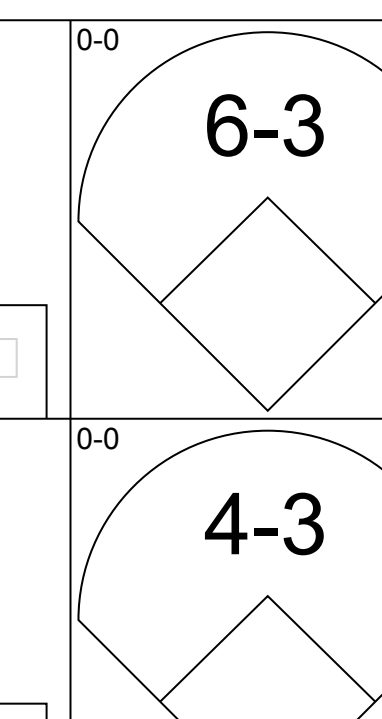
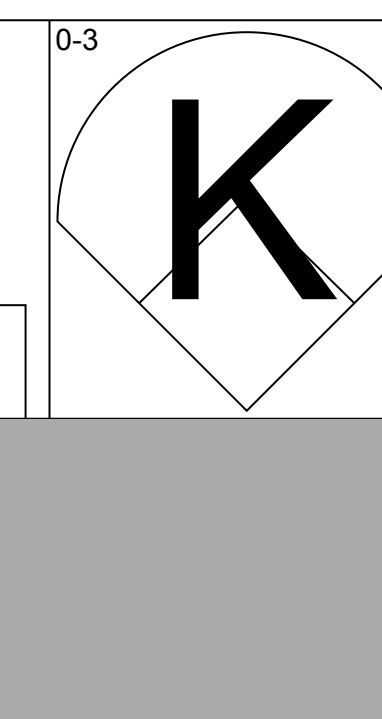
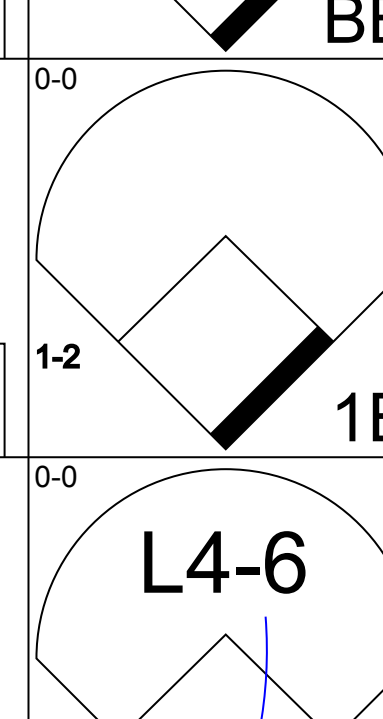
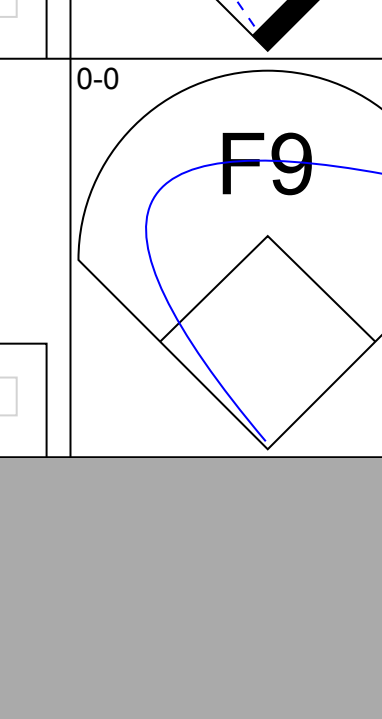
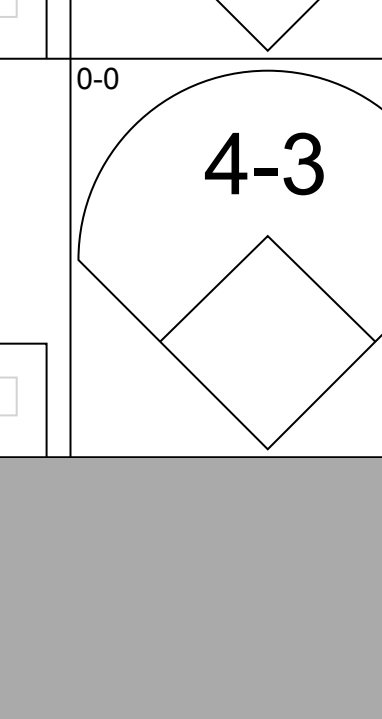

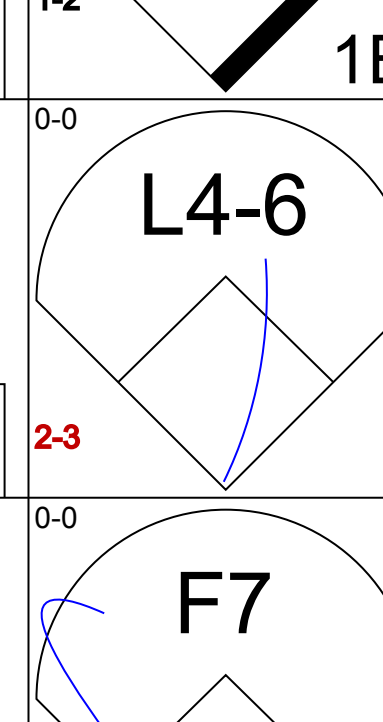
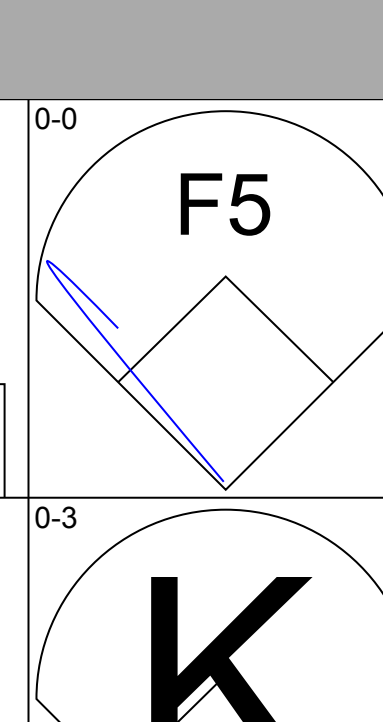


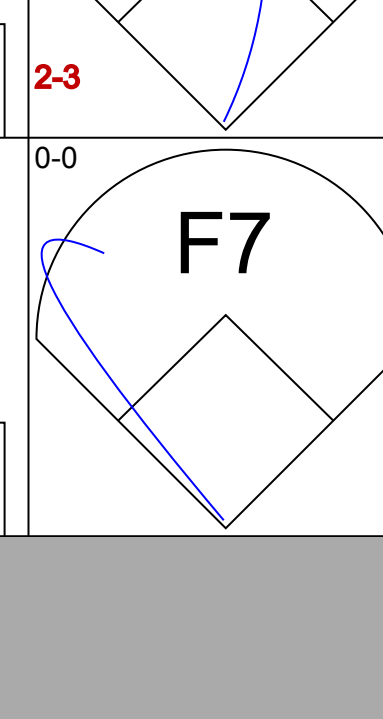
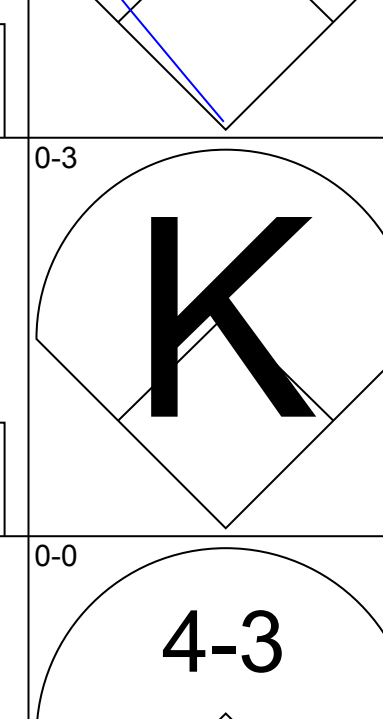


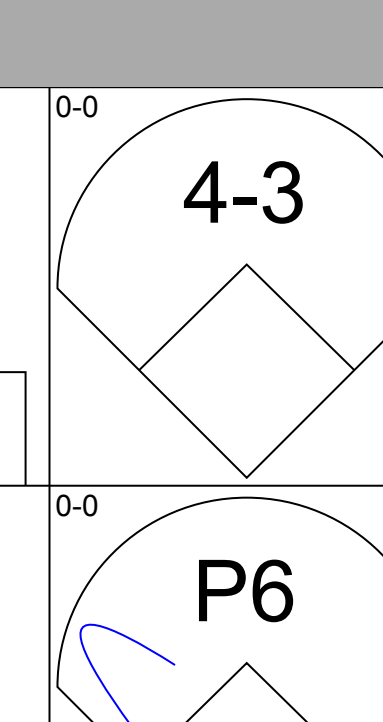
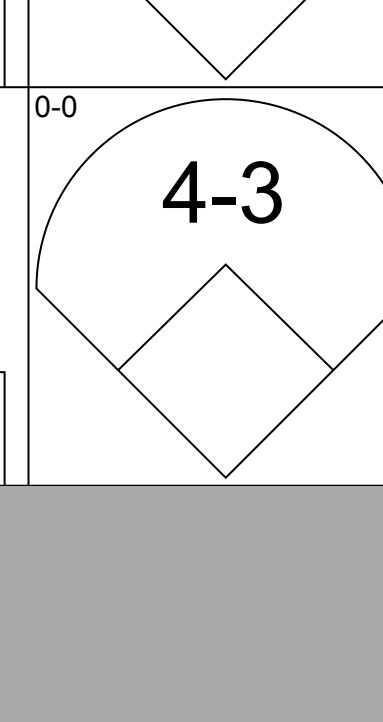

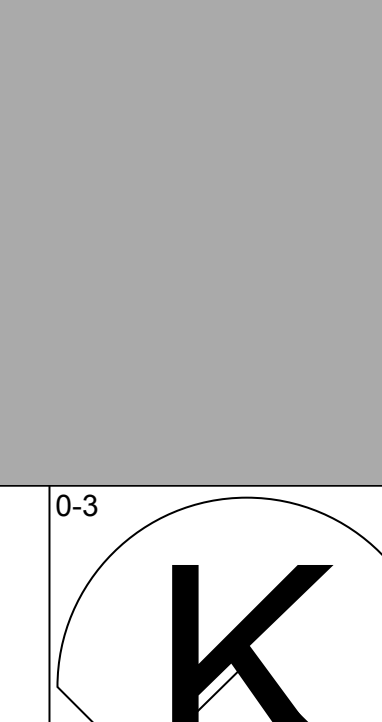
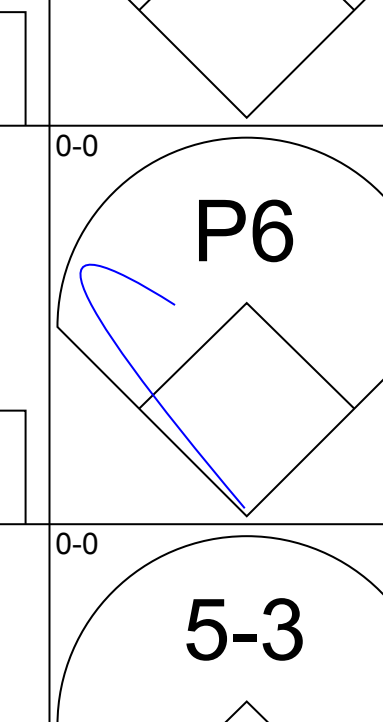
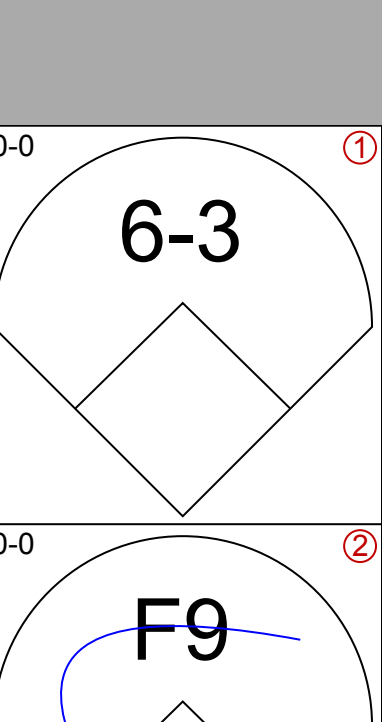
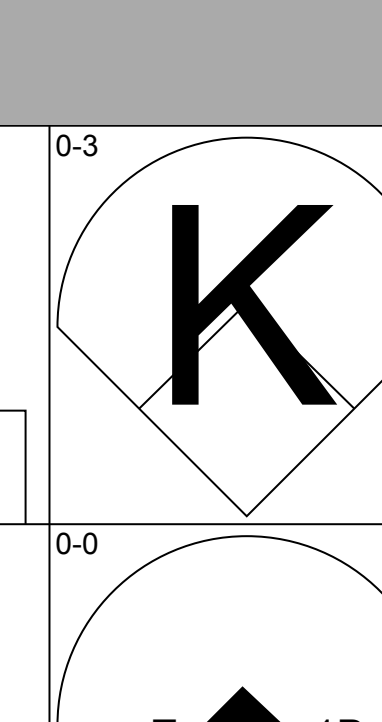
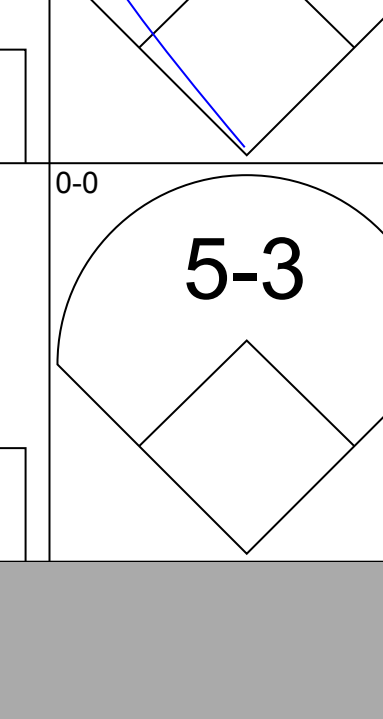
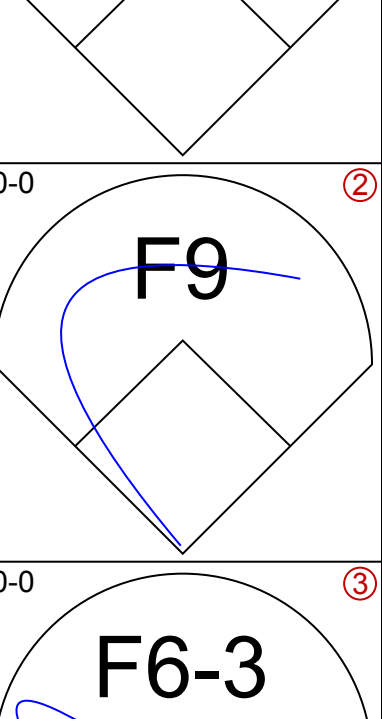
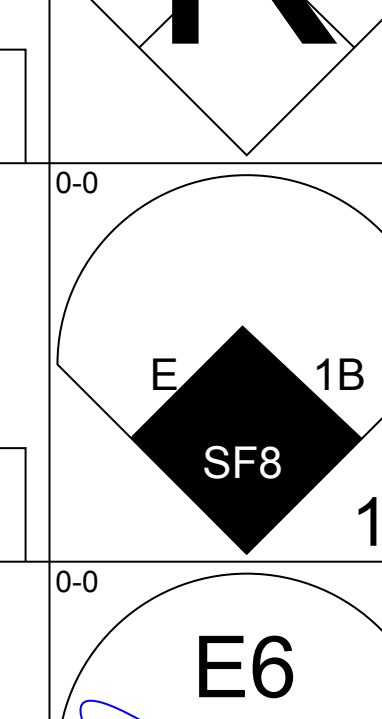
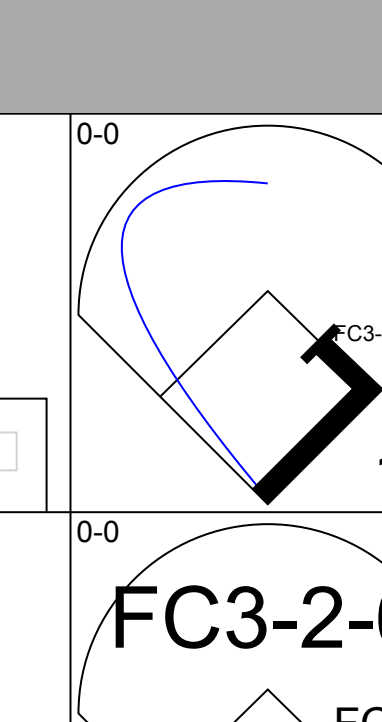
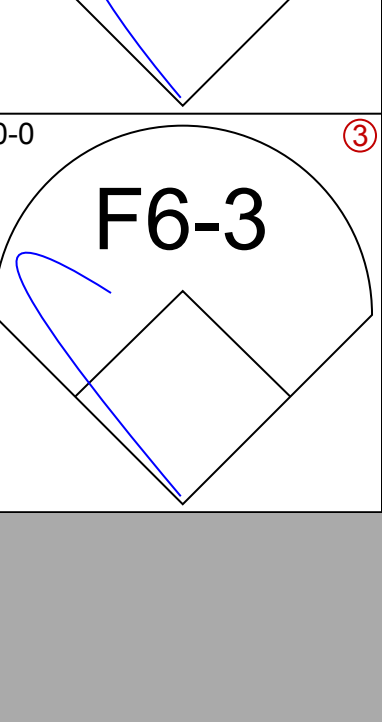
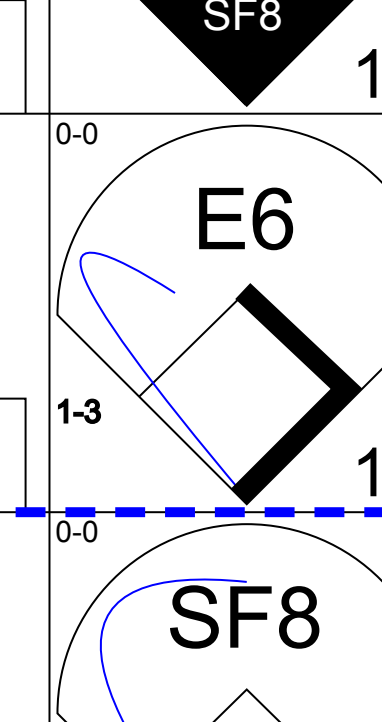
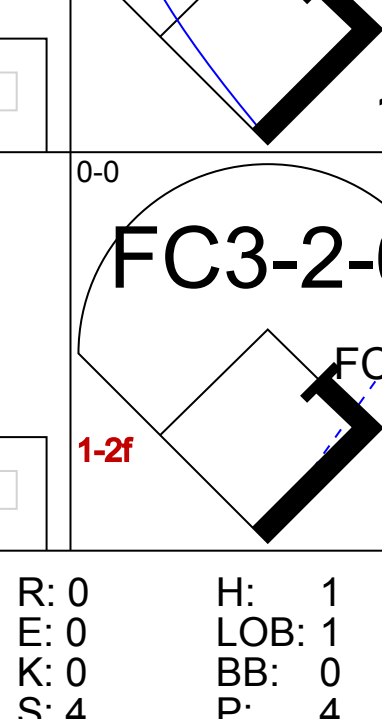
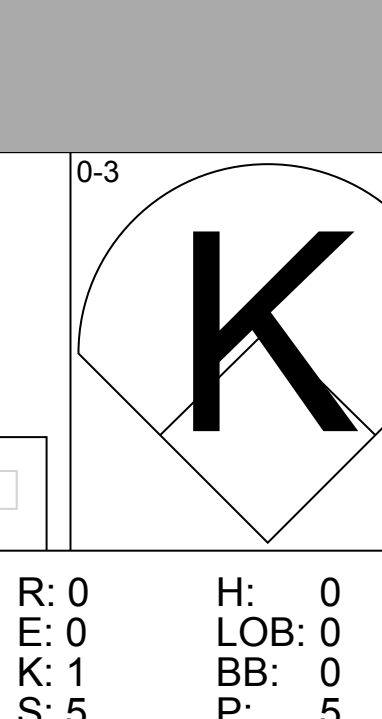
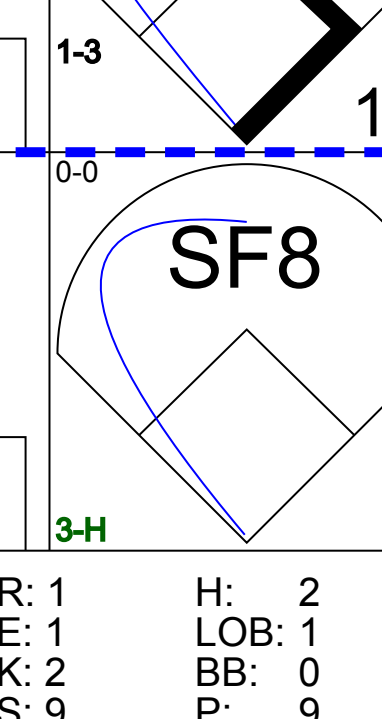
AB 33
R 2
H 8
RBI 2
BB 1
SO 4
LOB 13



Batter	1	2	3	4	5	6	7	8	9	AB	R	H	RBI	BB	SO	LOB	TOP			
Garry Templeton, S OBP: 0.350, SLG: 0.483										4	2	2	1	0	2	0	St. Louis Cardinals @ New York Mets Shea Stadium, Flushing, NY Tue Aug 07 1979, 7:05 PM EDT Att: 10,651 - Unknown			
Lou Brock, L OBP: 0.349, SLG: 0.431										4	0	1	0	0	1	1				
Keith Hernandez, L OBP: 0.405, SLG: 0.504										3	0	1	1	1	0	0				
Ted Simmons, S OBP: 0.407, SLG: 0.587										3	0	0	0	1	1	2				
George Hendrick, R OBP: 0.359, SLG: 0.435											3	0	0	0	1	0		4		
Tony Scott, S OBP: 0.314, SLG: 0.396											3	0	1	0	1	0		0		
Ken Reitz, R OBP: 0.296, SLG: 0.377											4	0	0	0	0	3		3		
Ken Oberkfell, L OBP: 0.376, SLG: 0.410											4	0	1	0	0	1		0		
Roy Thomas, R OBP: 0.100, SLG: 0.200											3	0	0	0	0	2		2		
Mark Littell, L OBP: 0.100, SLG: 0.200										0	0	0	0	0	0	0				
Will McEnaney, L OBP: 0.100, SLG: 0.200										0	0	0	0	0	0	0				
Inning Stats	R: 0 E: 0 K: 2 S: 7	H: 0 LOB: 0 BB: 0 P: 7	R: 0 E: 0 K: 0 S: 3	H: 0 LOB: 0 BB: 0 P: 3	R: 0 E: 0 K: 3 S: 9	H: 0 LOB: 0 BB: 0 P: 9	R: 1 E: 0 K: 0 S: 4	H: 1 LOB: 0 BB: 0 P: 4	R: 0 E: 0 K: 1 S: 6	H: 2 LOB: 2 BB: 1 P: 10	R: 0 E: 0 K: 1 S: 5	H: 0 LOB: 0 BB: 0 P: 5	R: 1 E: 0 K: 1 S: 7	H: 2 LOB: 2 BB: 1 P: 11	R: 0 E: 0 K: 1 S: 4	H: 0 LOB: 0 BB: 1 P: 8	1B: 3 2B: 4 3B: 0 HR: 1	SF: 0 SAC: 0 DP: 2 HBP: 0	WP: 0 PB: 0 SB: 1 CS: 1	PA: 35
PITCHER	IP WLS BF H R ER SO BB IBB HBP BLK WP HR S P ERA WHIP																			
Pete Falcone, L ERA: 4.56	(1, 1) 7.1 L 30 6 2 2 8 2 1 0 0 0 1 43 55 2.46 1.091																			
Neil Allen, R ERA: 4.02	(8, 1) 0.2 2 0 0 0 1 0 0 0 0 0 0 4 4 0.00 0.000																			
Ed Glynn, L ERA: 2.23	(9, 1) 1.0 3 0 0 0 1 1 0 0 0 0 0 4 8 0.00 1.000																			

AB	31
R	2
H	6
RBI	2
BB	4
SO	10
LOB	12



Batter	1	2	3	4	5	6	7	8	9	AB	R	H	RBI	BB	SO	LOB	BOTTOM			
Gil Flores, R OBP: 0.258, SLG: 0.200										3	0	0	0	1	1	2	St. Louis Cardinals @ New York Mets Shea Stadium, Flushing, NY Tue Aug 07 1979, 7:05 PM EDT Att: 10,651 - Unknown			
Frank Taveras, R OBP: 0.297, SLG: 0.340										4	0	2	0	0	0	1				
Lee Mazzilli, S OBP: 0.405, SLG: 0.467										4	0	0	0	0	0	3				
Willie Montanez, L OBP: 0.280, SLG: 0.319										4	0	0	0	0	1	2				
Richie Hebner, L OBP: 0.348, SLG: 0.366										4	0	0	0	0	0	1				
Joel Youngblood, R OBP: 0.350, SLG: 0.467										3	0	0	0	0	1	0				
Alex Trevino, R OBP: 0.422, SLG: 0.438										3	1	1	0	0	0	0				
Doug Flynn, R OBP: 0.272, SLG: 0.333										3	0	2	0	0	0	0				
Pete Falcone, L OBP: 0.278, SLG: 0.235										2	0	0	0	0	1	1				
Neil Allen, R ERA: 2.9	(8, 1) 0.2 3 1 0 0 1 0 0 0 0 0 0 5 5 0.00 1.500																			
Ed Kranepool, L OBP: 0.292, SLG: 0.278	(9, 1) 1.0 S 3 0 0 0 0 0 0 0 0 0 0 3 3 0.00 0.000																			
Ed Glynn, R ERA: 3.14	(9, 1) 1.0 S 3 0 0 0 0 0 0 0 0 0 0 3 3 0.00 0.000																			
Inning Stats	R: 0 E: 0 K: 0 S: 3	H: 1 LOB: 1 BB: 1 P: 7	R: 0 E: 0 K: 0 S: 3	H: 0 LOB: 0 BB: 0 P: 3	R: 0 E: 0 K: 0 S: 4	H: 1 LOB: 1 BB: 0 P: 4	R: 0 E: 0 K: 1 S: 5	H: 0 LOB: 0 BB: 0 P: 5	R: 0 E: 0 K: 1 S: 5	H: 0 LOB: 0 BB: 0 P: 5	R: 0 E: 0 K: 0 S: 3	H: 0 LOB: 0 BB: 0 P: 3	R: 1 E: 1 K: 2 S: 9	H: 2 LOB: 1 BB: 0 P: 9	R: 0 E: 0 K: 0 S: 4	H: 1 LOB: 1 BB: 0 P: 4	1B: 5 2B: 1 3B: 0 HR: 0	SF: 1 SAC: 0 DP: 1 HBP: 0	WP: 0 PB: 0 SB: 0 CS: 0	PA: 32
PITCHER	IP WLS BF H R ER SO BB IBB HBP BLK WP HR S P ERA WHIP																			
Roy Thomas, R ERA: 3.5	(1, 1) 7.1 W 26 4 1 0 3 4 1 0 0 0 0 31 35 0.00 0.682																			
Mark Littell, R ERA: 2.9	(8, 1) 0.2 3 1 0 0 1 0 0 0 0 0 0 5 5 0.00 1.500																			
Will McEnaney, L ERA: 3.14	(9, 1) 1.0 S 3 0 0 0 0 0 0 0 0 0 0 3 3 0.00 0.000																			

AB	30
R	1
H	5
RBI	1
BB	1
SO	4
LOB	10



Batter	1	2	3	4	5	6	7	8	9	AB	R	H	RBI	BB	SO	LOB	TOP					
Garry Templeton, S OBP: 0.351, SLG: 0.481 (1, 6)										5	1	3	1	0	0	0						
Lou Brock, L OBP: 0.343, SLG: 0.423 (1, 7)										5	0	0	0	0	0	3						
Keith Hernandez, L OBP: 0.403, SLG: 0.498 (1, 3)										5	1	1	1	0	0	1						
Ted Simmons, S OBP: 0.407, SLG: 0.587 (1, 2)										5	1	1	0	0	0	2						
George Hendrick, R OBP: 0.361, SLG: 0.440 (1, 9)										2	0	0	0	2	0	0						
Jerry Mumphrey, S OBP: 0.359, SLG: 0.399 (1, 8)										4	0	3	2	0	0	1						
Ken Reitz, R OBP: 0.294, SLG: 0.381 (1, 5)										4	0	1	0	0	1	4						
Ken Oberkfell, L OBP: 0.380, SLG: 0.417 (1, 4)										2	0	0	0	2	0	2						
John Denny, R OBP: 0.158, SLG: 0.218 (1, 1)										4	1	2	0	0	0	3						
Inning Stats	R: 0 E: 0 K: 0 S: 3	H: 1 LOB: 0 BB: 0 P: 3	R: 0 E: 0 K: 1 S: 6	H: 1 LOB: 1 BB: 0 P: 6	R: 0 E: 0 K: 0 S: 3	H: 0 LOB: 0 BB: 0 P: 3	R: 0 E: 0 K: 0 S: 3	H: 0 LOB: 0 BB: 0 P: 3	R: 0 E: 0 K: 0 S: 4	H: 2 LOB: 2 BB: 1 P: 8	R: 3 E: 1 K: 0 S: 7	H: 3 LOB: 2 BB: 1 P: 11	R: 1 E: 0 K: 0 S: 5	H: 2 LOB: 1 BB: 0 P: 5	R: 0 E: 0 K: 0 S: 3	H: 1 LOB: 2 BB: 2 P: 11	R: 0 E: 0 K: 0 S: 4	H: 1 LOB: 1 BB: 0 P: 4	1B: 8 2B: 3 3B: 1 HR: 0	SF: 0 SAC: 0 DP: 2 HBP: 0	WP: 0 PB: 0 SB: 1 CS: 0	PA: 40
PITCHER	IP WLS BF H R ER SO BB IBB HBP BLK WP HR S P ERA WHIP																					
Dock Ellis, R ERA: 5.82 (1, 1)	7.0 L 31 9 4 3 1 0 0 2 0 0 0 0 31 39 3.86 1.286																					
Ed Glynn, L ERA: 2.11 (8, 1)	2.0 9 2 0 0 0 1 1 0 0 0 0 7 15 0.00 1.500																					

St. Louis Cardinals @ New York Mets
Shea Stadium, Flushing, NY
Thu Aug 09 1979, 7:05 PM EDT
Att: 8,327 - Unknown

AB 36
R 4
H 11
RBI 4
BB 4
SO 1
LOB 16



Batter	1	2	3	4	5	6	7	8	9	AB	R	H	RBI	BB	SO	LOB	BOTTOM					
Jose Cardenal, R OBP: 0.351, SLG: 0.369 (1, 9)										2	0	0	0	2	0	1						
Frank Taveras, R OBP: 0.293, SLG: 0.335 (1, 6)										4	0	0	0	0	0	2						
Lee Mazzilli, S OBP: 0.407, SLG: 0.464 (1, 8)										3	0	1	0	1	1	0						
Willie Montanez, L OBP: 0.277, SLG: 0.316 (1, 3)										4	0	0	0	0	0	3						
Richie Hebner, L OBP: 0.347, SLG: 0.365 (1, 5)										3	0	0	0	0	0	1						
Joel Youngblood, R OBP: 0.351, SLG: 0.471 Ed Glynn, R (8, 1)										3	0	1	0	0	0	0						
John Stearns, R OBP: 0.315, SLG: 0.370 (1, 2)										3	0	0	0	0	0	1						
Doug Flynn, R OBP: 0.269, SLG: 0.332 (1, 4)										3	0	0	0	0	0	1						
Dock Ellis, S OBP: 0.158, SLG: 0.111 Dan Norman, R OBP: 0.240, SLG: 0.304 (8, 7)										2	0	0	0	0	2	1						
Inning Stats	R: 0 E: 0 K: 0 S: 3	H: 1 LOB: 1 BB: 1 P: 7	R: 0 E: 0 K: 0 S: 3	H: 0 LOB: 0 BB: 0 P: 3	R: 0 E: 0 K: 1 S: 5	H: 0 LOB: 1 BB: 1 P: 9	R: 0 E: 0 K: 0 S: 2	H: 0 LOB: 0 BB: 1 P: 6	R: 0 E: 0 K: 1 S: 6	H: 1 LOB: 1 BB: 0 P: 6	R: 0 E: 0 K: 1 S: 5	H: 0 LOB: 0 BB: 0 P: 5	R: 0 E: 0 K: 0 S: 3	H: 0 LOB: 0 BB: 0 P: 3	R: 0 E: 0 K: 0 S: 4	H: 0 LOB: 1 BB: 0 P: 4	R: 0 E: 0 K: 0 S: 3	H: 0 LOB: 0 BB: 0 P: 3	1B: 1 2B: 1 3B: 0 HR: 0	SF: 0 SAC: 0 DP: 2 HBP: 0	WP: 0 PB: 0 SB: 0 CS: 0	PA: 31
PITCHER	IP WLS BF H R ER SO BB IBB HBP BLK WP HR S P ERA WHIP																					
John Denny, R ERA: 4.67 (1, 1)	9.0 W 31 2 0 0 3 3 0 0 0 0 0 34 46 0.00 0.556																					

St. Louis Cardinals @ New York Mets
Shea Stadium, Flushing, NY
Thu Aug 09 1979, 7:05 PM EDT
Att: 8,327 - Unknown

AB 28
R 0
H 2
RBI 0
BB 3
SO 3
LOB 11



Batter	1	2	3	4	5	6	7	8	9	AB	R	H	RBI	BB	SO	LOB	TOP			
Warren Cromartie, L OBP: 0.312, SLG: 0.416 (1, 7)	G3		F4-3			F7		L9		4	0	0	0	0	0	2	<p>Montreal Expos @ New York Mets Shea Stadium, Flushing, NY Fri Aug 10 1979, 7:05 PM EDT Unknown</p>			
Rodney Scott, S OBP: 0.321, SLG: 0.304 (1, 4)	K			F5-4-3 1B		F8			F8	4	0	1	0	0	1	0				
Andre Dawson, R OBP: 0.303, SLG: 0.467 (1, 8)	K				F5-4-3 1B		F8			4	0	2	0	0	1	0				
Tony Perez, R OBP: 0.332, SLG: 0.448 (1, 3)		6-3			F5-4-3 1B		F9			4	0	1	0	0	0	2				
Ellis Valentine, R OBP: 0.314, SLG: 0.493 (1, 9)	F8									4	0	0	0	0	2	3				
Larry Parrish, R OBP: 0.354, SLG: 0.504 (1, 5)	F7					F9		F9	L5	4	0	0	0	0	0	2				
Duffy Dyer, R OBP: 0.333, SLG: 0.373 (1, 2)			F3		3-1					3	0	1	0	0	0	0				
Chris Speier, R OBP: 0.305, SLG: 0.315 (1, 6)					F7					3	1	2	1	0	0	0				
Ross Grimsley, L OBP: 0.212, SLG: 0.290 Scott Sanderson, R OBP: 0.179, SLG: 0.231 Dave Cash, L OBP: 0.426, SLG: 0.475 Stan Bahnsen, R OBP: 0.258, SLG: 0.200 Tom Hutton, L OBP: 0.265, SLG: 0.264 Woodie Fryman, R OBP: 0.258, SLG: 0.200 (1, 1) (1, 1) (6, PH) (6, 1) (6, PH) (8, 1)			F4-3			F4-3		F5		0	0	0	0	0	0	0				
Inning Stats	R: 0 E: 0 K: 2 S: 7	H: 0 LOB: 0 BB: 0 P: 7	R: 0 E: 0 K: 0 S: 3	H: 0 LOB: 0 BB: 0 P: 3	R: 1 E: 0 K: 0 S: 4	H: 1 LOB: 0 BB: 0 P: 4	R: 0 E: 0 K: 1 S: 6	H: 2 LOB: 1 BB: 0 P: 6	R: 0 E: 0 K: 0 S: 3	H: 0 LOB: 0 BB: 0 P: 3	R: 0 E: 0 K: 1 S: 5	H: 0 LOB: 0 BB: 0 P: 5	R: 0 E: 0 K: 0 S: 5	H: 2 LOB: 2 BB: 0 P: 5	R: 0 E: 0 K: 0 S: 5	H: 2 LOB: 2 BB: 0 P: 5	1B: 6 2B: 0 3B: 0 HR: 1	SF: 0 SAC: 0 DP: 1 HBP: 0	WP: 0 PB: 0 SB: 0 CS: 0	PA: 33
PITCHER Craig Swan, R ERA: 3.04 (1, 1)	IP: 9.0 WLS: W BF: 33 H: 7 R: 1 ER: 1 SO: 4 BB: 0 IBB: 0 HBP: 0 BLK: 0 WP: 0 HR: 1 S: 41 P: 41 ERA: 1.00 WHIP: 0.778																			

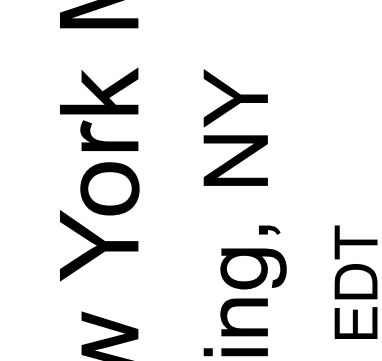
Batter	1	2	3	4	5	6	7	8	9	AB	R	H	RBI	BB	SO	LOB	BOTTOM			
Frank Taveras, R OBP: 0.294, SLG: 0.334 (1, 6)				F9		G6-4-3 BB		4-3		4	1	1	0	1	0	4	<p>Montreal Expos @ New York Mets Shea Stadium, Flushing, NY Fri Aug 10 1979, 7:05 PM EDT Unknown</p>			
Alex Trevino, R OBP: 0.407, SLG: 0.420 (1, 5)	F8	F8		F9		G6-4-3				4	0	0	0	0	0	4				
Lee Mazzilli, S OBP: 0.410, SLG: 0.468 Gil Flores, R OBP: 0.258, SLG: 0.200 (7, PR) (8, 8)										3	2	2	1	1	1	0				
John Stearns, R OBP: 0.314, SLG: 0.369 (1, 2)										4	1	1	0	0	0	2				
Willie Montanez, L OBP: 0.279, SLG: 0.320 (1, 3)										4	1	2	2	0	0	1				
Jose Cardenal, R OBP: 0.358, SLG: 0.368 (1, 9)										3	1	1	0	1	0	1				
Joel Youngblood, R OBP: 0.352, SLG: 0.474 (1, 7)										4	1	2	2	0	1	1				
Doug Flynn, R OBP: 0.272, SLG: 0.334 (1, 4)										4	0	2	2	0	0	2				
Craig Swan, R OBP: 0.197, SLG: 0.133 (1, 1)										1	0	0	0	1	0	1				
Inning Stats	R: 6 E: 1 K: 0 S: 9	H: 6 LOB: 1 BB: 1 P: 13	R: 0 E: 0 K: 1 S: 5	H: 0 LOB: 0 BB: 0 P: 5	R: 0 E: 0 K: 0 S: 3	H: 0 LOB: 0 BB: 0 P: 3	R: 0 E: 0 K: 0 S: 4	H: 1 LOB: 1 BB: 0 P: 4	R: 1 E: 0 K: 1 S: 7	H: 2 LOB: 1 BB: 0 P: 7	R: 0 E: 0 K: 0 S: 2	H: 0 LOB: 1 BB: 2 P: 10	R: 0 E: 0 K: 0 S: 2	H: 0 LOB: 1 BB: 1 P: 6	R: 0 E: 0 K: 0 S: 5	H: 2 LOB: 2 BB: 0 P: 5	1B: 8 2B: 3 3B: 0 HR: 0	SF: 0 SAC: 2 DP: 2 HBP: 0	WP: 0 PB: 0 SB: 0 CS: 0	PA: 37
PITCHER Ross Grimsley, L ERA: 5.33 Scott Sanderson, R ERA: 3.61 Stan Bahnsen, R ERA: 3.34 Woodie Fryman, L ERA: 3.29 (1, 1) (1, 1) (6, 1) (8, 1)	IP: 0.1 WLS: L BF: 7 H: 5 R: 6 ER: 6 SO: 6 BB: 1 IBB: 0 HBP: 0 BLK: 0 WP: 0 HR: 0 S: 6 P: 10 ERA: 162.00 WHIP: 18.000																			

AB	33
R	1
H	7
RBI	1
BB	0
SO	4
LOB	11



WP	0
PB	0
SB	0
CS	0

AB	31
R	7
H	11
RBI	7
BB	4
SO	2
LOB	16



WP	0
PB	0
SB	0
CS	0

Batter	1	2	3	4	5	6	7	8	9	AB	R	H	RBI	BB	SO	LOB	TOP																			
Warren Cromartie, L OBP: 0.309, SLG: 0.412	L5	3-1			F4-3	F5		L4		5	0	0	0	0	0	6	Montreal Expos @ New York Mets Shea Stadium, Flushing, NY Fri Aug 10 1979, 7:05 PM EDT Att: 9,161 - Unknown																			
Rodney Scott, S OBP: 0.322, SLG: 0.304 Dave Cash, R OBP: 0.442, SLG: 0.488	F4-3		1B FC5-4		HR	F8		WP 1B	3 1	2 0	1 1	0 0	1 0	1 0	2 0																					
Andre Dawson, R OBP: 0.307, SLG: 0.475			1B FC5-4		HR		5-3	K	5	1	3	2	0	1	1																					
Rusty Staub, L OBP: 0.335, SLG: 0.399 Tom Hutton, L OBP: 0.400, SLG: 0.417	F8		F4		F9		F4-3	F9	4	0	0	0	0	0	3																					
Ellis Valentine, R OBP: 0.310, SLG: 0.487		F8	FC5-4		F4		F4	K	5	0	0	1	0	1	2																					
Larry Parrish, R OBP: 0.381, SLG: 0.523		HR	F		1B			1B	5	3	4	1	0	0	1																					
Jim Mason, L OBP: 0.250, SLG: 0.258		K			2B	FC		F5	4	0	1	1	0	1	2																					
Duffy Dyer, R OBP: 0.344, SLG: 0.370		BB			1B	FC1-5		P3	3	0	1	1	1	1	2																					
David Palmer, R OBP: 0.133, SLG: 0.071 Elias Sosa, R OBP: 0.273, SLG: 0.300		BB			K	FC1-5		1B	3	0	1	0	1	1	2																					
Inning Stats	R: 0 E: 0 K: 0 S: 4	H: 1 LOB: 1 BB: 0 P: 4	R: 1 E: 0 K: 1 S: 6	H: 1 LOB: 2 BB: 2 P: 14	R: 1 E: 0 K: 2 S: 4	H: 2 LOB: 0 BB: 0 P: 4	R: 1 E: 0 K: 2 S: 8	H: 2 LOB: 0 BB: 0 P: 8	R: 2 E: 0 K: 0 S: 4	H: 1 LOB: 0 BB: 1 P: 8	R: 0 E: 0 K: 0 S: 3	H: 0 LOB: 0 BB: 0 P: 3	R: 0 E: 0 K: 0 S: 5	H: 2 LOB: 2 BB: 0 P: 5	R: 0 E: 0 K: 2 S: 8	H: 1 LOB: 1 BB: 0 P: 8		1B: 8 2B: 2 3B: 0 HR: 2	SF: 0 SAC: 0 DP: 0 HBP: 0	WP: 1 PB: 0 SB: 0 CS: 2	PA: 42															
PITCHER	IP	WLS	BF	H	R	ER	SO	BB	IBB	HBP	BLK	WP	HR	S	P	ERA	WHIP	PITCHER		IP	WLS	BF	H	R	ER	SO	BB	IBB	HBP	BLK	WP	HR	S	P	ERA	WHIP
Dwight Bernard, R ERA: 5.29	(1, 1)	4.0	L	19	6	3	3	3	2	0	0	0	0	1	22	30	6.75	2.000																		
Wayne Twitchell, R ERA: 5.25	(5, 1)	3.0		14	3	3	3	0	1	0	0	0	0	1	13	17	9.00	1.333																		
Neil Allen, R ERA: 3.9	(8, 1)	2.0		9	3	0	0	2	0	0	0	0	1	0	13	13	0.00	1.500																		

AB	39
R	6
H	12
RBI	6
BB	3
SO	5
LOB	22



Batter	1	2	3	4	5	6	7	8	9	AB	R	H	RBI	BB	SO	LOB	BOTTOM																			
Joel Youngblood, R OBP: 0.353, SLG: 0.476	1-3	K			6-3				1B HR	5	1	2	0	0	1	1	Montreal Expos @ New York Mets Shea Stadium, Flushing, NY Fri Aug 10 1979, 7:05 PM EDT Att: 9,161 - Unknown																			
Frank Taveras, R OBP: 0.294, SLG: 0.333 Neil Allen, R OBP: 0.316, SLG: 0.371			6-3		6-3		F3	1B HR	4	1	1	0	0	0	0	1																				
John Stearns, R OBP: 0.316, SLG: 0.371	S 1B							1B HR	1	1	1	0	0	0	0																					
Lee Mazzilli, S OBP: 0.410, SLG: 0.474	P4		1B		F5			4-3	5	1	2	3	0	0	1																					
Richie Hebner, L OBP: 0.348, SLG: 0.363	1B BB		K			P6		2B 1B	4	1	1	0	1	2	1																					
Ed Kranepool, L OBP: 0.315, SLG: 0.328	1-2 3-H		1B			G3 1B		1-H 2B	4	0	4	2	0	0	0																					
Dan Norman, R OBP: 0.207, SLG: 0.259	F3		F4			G3		5-3	4	0	0	0	0	0	6																					
Ron Hodges, L OBP: 0.298, SLG: 0.213		FC6-4 BB			K		F4	G3	3	0	0	0	1	1	2																					
Doug Flynn, R OBP: 0.269, SLG: 0.331		FC6-4 SH1-4			F8			F5-3	4	0	0	0	0	0	1																					
Dwight Bernard, R ERA: 3.32 Gil Flores, R OBP: 0.254, SLG: 0.196 Wayne Twitchell, R OBP: 0.375, SLG: 0.375 Alex Trevino, R OBP: 0.400, SLG: 0.412		SH1-4			6-3		F8		6-3	0	0	0	0	0	0																					
Inning Stats	R: 1 E: 0 K: 0 S: 5	H: 2 LOB: 2 BB: 1 P: 9	R: 0 E: 0 K: 1 S: 5	H: 0 LOB: 1 BB: 1 P: 9	R: 0 E: 0 K: 1 S: 7	H: 2 LOB: 0 BB: 0 P: 7	R: 0 E: 0 K: 1 S: 5	H: 0 LOB: 0 BB: 0 P: 5	R: 0 E: 0 K: 0 S: 4	H: 1 LOB: 1 BB: 0 P: 4	R: 0 E: 0 K: 0 S: 4	H: 1 LOB: 0 BB: 0 P: 4	R: 1 E: 0 K: 0 S: 5	H: 2 LOB: 1 BB: 0 P: 5	R: 3 E: 0 K: 1 S: 8	H: 3 LOB: 0 BB: 0 P: 8	1B: 8 2B: 2 3B: 0 HR: 1	SF: 0 SAC: 1 DP: 0 HBP: 0	WP: 0 PB: 0 SB: 2 CS: 0	PA: 40																
PITCHER	IP	WLS	BF	H	R	ER	SO	BB	IBB	HBP	BLK	WP	HR	S	P	ERA	WHIP	PITCHER		IP	WLS	BF	H	R	ER	SO	BB	IBB	HBP	BLK	WP	HR	S	P	ERA	WHIP
David Palmer, R ERA: 3.32	(1, 1)	8.2	W	39	11	5	3	2	0	0	0	0	0	1	43	51	5.19	1.500																		
Elias Sosa, R ERA: 1.84	(9, 1)	0.1	S	1	0	0	0	1	0	0	0	0	0	0	3	3	0.00	0.000																		

AB	37
R	5
H	11
RBI	5
BB	2
SO	4
LOB	13



Batter	1	2	3	4	5	6	7	8	9	AB	R	H	RBI	BB	SO	LOB	TOP								
Frank Taveras, R OBP: 0.295, SLG: 0.333 Sergio Ferrer, S (6, 6)	F7	4-3		F9		FC6-5 2B	FC6-4			4	1	0	1	0	0	2									
Alex Trevino, R OBP: 0.400, SLG: 0.417	1B BB		6-3		F9	2B		K		4	1	1	1	1	1	0									
Lee Mazzilli, S OBP: 0.413, SLG: 0.486	1B		2B	1B	1-3	F8		4-3 1B		5	0	3	0	0	0	1									
John Stearns, R OBP: 0.319, SLG: 0.376	1B		1B	2B	E5		E1 4-3 HBP 1B	4-3		5	1	2	1	0	0	1									
Joel Youngblood, R OBP: 0.364, SLG: 0.483	BB		1B	2-3	1-2	BB	4-3 1B HBP	6-3		2	1	1	0	2	0	1									
Jose Cardenal, R OBP: 0.356, SLG: 0.350	F8		G3		P5		4-3		6-3	5	0	0	0	0	0	8									
Dan Norman, R OBP: 0.257, SLG: 0.258		BB			F9		1-3	1B IBB	F1-3 1B	3	0	1	0	2	0	0									
Doug Flynn, R OBP: 0.273, SLG: 0.332	F7			SH5-3 WP 1B		WP FC6-5 1B	FC6-4 1B	F1-3		5	2	3	2	0	0	2									
Craig Swan, R OBP: 0.203, SLG: 0.143 Neil Allen, R (7, 1)	P1			SH5-3		FC6-5 WP 1B	K	P3		3	0	1	0	0	1	3									
Inning Stats	R: 1 E: 0 K: 0 S: 4	H: 2 LOB: 2 BB: 2 P: 12	R: 0 E: 0 K: 0 S: 3	H: 0 LOB: 1 BB: 1 P: 7	R: 0 E: 0 K: 0 S: 5	H: 3 LOB: 2 BB: 0 P: 5	R: 1 E: 0 K: 0 S: 4	H: 1 LOB: 0 BB: 0 P: 4	R: 0 E: 1 K: 0 S: 4	H: 0 LOB: 2 BB: 1 P: 8	R: 2 E: 0 K: 0 S: 6	H: 3 LOB: 1 BB: 0 P: 6	R: 2 E: 1 K: 1 S: 7	H: 1 LOB: 2 BB: 1 P: 12	R: 0 E: 0 K: 0 S: 6	H: 1 LOB: 1 BB: 0 P: 6	R: 0 E: 0 K: 0 S: 4	H: 1 LOB: 1 BB: 0 P: 4	1B: 10 2B: 2 3B: 0 HR: 0	SF: 0 SAC: 1 DP: 0 HBP: 1	WP: 3 PB: 0 CS: 0	PA: 45			
PITCHER	IP	WLS	BF	H	R	ER	SO	BB	IBB	HBP	BLK	WP	HR	S	P	ERA	WHIP								
Mickey Mahler, L ERA: 6.18	5.1	L	27	8	4	4	0	4	0	0	0	1	0	23	39	6.75	2.250								
Adrian Devine, R ERA: 3.15	1.0		8	2	2	1	0	0	1	1	0	1	0	6	11	9.00	2.000								
Bo McLaughlin, R ERA: 5.24	0.2		2	0	0	0	1	0	0	0	0	0	0	4	4	0.00	0.000								
Larry Bradford, L ERA:	2.0		8	2	0	0	1	0	0	0	0	0	0	10	10	0.00	1.000								

New York Mets @ Atlanta Braves
Atlanta-Fulton County Stadium, Atlanta, GA
Wed Aug 15 1979, 7:05 PM EDT
Att: 5,120 - Unknown - 80 F

AB	38
R	6
H	12
RBI	5
BB	5
SO	2
LOB	21



Batter	1	2	3	4	5	6	7	8	9	AB	R	H	RBI	BB	SO	LOB	BOTTOM								
Jerry Royster, R OBP: 0.329, SLG: 0.334	F4		F9		G6-3		WP 1B		F5-4-3	5	0	1	0	0	0	4									
Gary Matthews, R OBP: 0.363, SLG: 0.522	F9		F9			1B	6-3			4	0	1	0	0	0	3									
Rowland Office, L OBP: 0.333, SLG: 0.349	1B		F8			F8		6-3		4	0	1	0	0	0	2									
Bob Horner, R OBP: 0.366, SLG: 0.595	F7			HR		F3		6-3		4	1	1	1	0	0	2									
Dale Murphy, R OBP: 0.354, SLG: 0.498		F5		F8		F8		BB		3	0	0	0	1	0	1									
Joe Nolan, L OBP: 0.338, SLG: 0.371		F5		F4-3		1B 1B	F4			4	1	1	0	0	0	1									
Barry Bonnell, R OBP: 0.312, SLG: 0.435		F6		F7		F6				3	0	0	0	1	0	1									
Pepe Frias, R OBP: 0.316, SLG: 0.359			1B 3B		G6-3 1B		1B 1B		F8	4	1	3	0	0	0	1									
Mickey Mahler, S ERA: 0.148, SLG: 0.154 Adrian Devine, R Bo McLaughlin, R Mike Lum, L Larry Bradford, R Charlie Spikes, R					F3		WP 1B		F5-4-3 1B	2	0	1	1	0	0	1									
Inning Stats	R: 0 E: 0 K: 0 S: 4	H: 1 LOB: 1 BB: 0 P: 4	R: 0 E: 0 K: 0 S: 3	H: 0 LOB: 0 BB: 0 P: 3	R: 1 E: 0 K: 0 S: 5	H: 2 LOB: 1 BB: 0 P: 5	R: 1 E: 0 K: 0 S: 4	H: 1 LOB: 0 BB: 0 P: 4	R: 0 E: 0 K: 0 S: 4	H: 1 LOB: 1 BB: 0 P: 4	R: 1 E: 0 K: 0 S: 6	H: 4 LOB: 2 BB: 0 P: 6	R: 0 E: 0 K: 0 S: 3	H: 0 LOB: 1 BB: 1 P: 7	R: 0 E: 0 K: 0 S: 3	H: 1 LOB: 1 BB: 1 P: 7	1B: 9 2B: 0 3B: 1 HR: 1	SF: 0 SAC: 0 DP: 2 HBP: 0	WP: 1 PB: 0 CS: 0	PA: 37					
PITCHER	IP	WLS	BF	H	R	ER	SO	BB	IBB	HBP	BLK	WP	HR	S	P	ERA	WHIP								
Craig Swan, R ERA: 3.08 Neil Allen, R ERA: 3.75	6.2	W	28	10	3	3	0	0	0	0	0	1	0	7	15	4.05	1.500								

New York Mets @ Atlanta Braves
Atlanta-Fulton County Stadium, Atlanta, GA
Wed Aug 15 1979, 7:05 PM EDT
Att: 5,120 - Unknown - 80 F

AB	35
R	3
H	11
RBI	3
BB	2
SO	0
LOB	16




Batter	1	2	3	4	5	6	7	8	9	AB	R	H	RBI	BB	SO	LOB	TOP					
Frank Taveras, R (1.6) OBP: 0.294, SLG: 0.332	F2		K			G3		E	6-3	5	1	1	0	0	1	1	New York Mets @ Atlanta Braves Atlanta-Fulton County Stadium, Atlanta, GA Thu Aug 16 1979, 7:05 PM EDT Att: 7,397 - Unknown - 80 F					
Alex Trevino, R (1.2) OBP: 0.396, SLG: 0.412	4-3			6-3		F8		E8		4	1	1	1	0	0	0						
Lee Mazzilli, S (1.8) OBP: 0.414, SLG: 0.483	K2-3			L1		S		SH		2	1	0	0	2	1	0						
John Stearns, R (1.5) Sergio Ferrer, S (9.5) OBP: 0.320, SLG: 0.380		F3				K		SH		3	1	1	1	0	1	1						
Joel Youngblood, R (1.7) OBP: 0.365, SLG: 0.486		5-3				F6		2B		0	0	0	0	0	0	0						
Jose Cardenal, R (1.3) OBP: 0.354, SLG: 0.381		F7						F7		4	0	2	2	0	0	1						
Dan Norman, R (1.9) Ed Glynn, R (8.1) Neil Allen, R (8.1) OBP: 0.231, SLG: 0.229			K			4-3		6-3		4	0	0	0	0	1	2						
Doug Flynn, R (1.4) OBP: 0.275, SLG: 0.337						F6-3		FC1-5		0	0	0	0	0	0	0						
Pete Falcone, L (1.1) Gil Flores, R (8.9) OBP: 0.263, SLG: 0.222			SH3-4			K		FC1-5		1	0	0	0	0	1	0						
										2	1	0	0	0	0	1						
Inning Stats	R: 0 E: 0 K: 1 S: 5	H: 0 LOB: 0 BB: 0 P: 5	R: 0 E: 0 K: 0 S: 3	H: 0 LOB: 0 BB: 0 P: 3	R: 0 E: 0 K: 2 S: 8	H: 1 LOB: 1 BB: 0 P: 8	R: 0 E: 0 K: 0 S: 4	H: 1 LOB: 1 BB: 0 P: 4	R: 1 E: 0 K: 1 S: 6	H: 1 LOB: 0 BB: 0 P: 6	R: 0 E: 0 K: 0 S: 5	H: 0 LOB: 1 BB: 1 P: 9	R: 0 E: 0 K: 0 S: 3	H: 1 LOB: 0 BB: 0 P: 3	R: 5 E: 1 K: 0 S: 8	H: 4 LOB: 1 BB: 0 P: 12	R: 0 E: 0 K: 0 S: 3	H: 0 LOB: 0 BB: 0 P: 3	1B: 4 2B: 3 3B: 1 HR: 1	SF: 0 SAC: 2 DP: 1 HBP: 0	WP: 0 PB: 0 SB: 1 CS: 0	PA: 37
PITCHER	IP WLS BF H R ER SO BB IBB HBP BLK WP HR S P ERA WHIP																					
Phil Niekro, R (1.1) ERA: 3.74	8.0 L 34 8 6 6 5 2 0 0 0 0 0 1 42 50 6.75 1.250																					
Gene Garber, R (9.1) ERA: 4.34	1.0 3 0 0 0 0 0 0 0 0 0 0 0 3 3 0.00 0.000																					

Batter	1	2	3	4	5	6	7	8	9	AB	R	H	RBI	BB	SO	LOB	BOTTOM					
Jerry Royster, R (1.4) OBP: 0.334, SLG: 0.336	G3					1B		1B		3	1	2	1	2	0	0	New York Mets @ Atlanta Braves Atlanta-Fulton County Stadium, Atlanta, GA Thu Aug 16 1979, 7:05 PM EDT Att: 7,397 - Unknown - 80 F					
Gary Matthews, R (1.9) OBP: 0.383, SLG: 0.521	G3		F9			S		F8		5	0	2	0	0	0	3						
Jeff Burroughs, R (1.7) OBP: 0.341, SLG: 0.352	K		F9					F8		5	0	2	1	0	1	6						
Bob Horner, R (1.5) OBP: 0.367, SLG: 0.592	F9					F6-4-3		F7		5	0	2	0	0	0	4						
Dale Murphy, R (1.3) OBP: 0.355, SLG: 0.494		6-3				F6-4-3		6-3		4	1	1	0	1	1	1						
Barry Bonnell, R (1.8) Rowland Office, L (8.9) OBP: 0.311, SLG: 0.433		6-3				F6-4-3		F8		4	1	1	0	0	0	2						
Pepe Frias, R (1.6) OBP: 0.318, SLG: 0.358						F6-4-3		FC5-4		1	0	0	0	0	0	1						
Bruce Benedict, R (1.2) OBP: 0.321, SLG: 0.270								FC5-4		4	0	1	0	1	1	2						
Phil Niekro, R (1.1) Charlie Spikes, R (8.9) Gene Garber, R (9.1) OBP: 0.215, SLG: 0.244								FC5-4		3	0	1	1	1	0	2						
										1	0	0	0	0	1	2						
Inning Stats	R: 0 E: 0 K: 1 S: 5	H: 0 LOB: 1 BB: 1 P: 9	R: 0 E: 0 K: 0 S: 3	H: 0 LOB: 0 BB: 0 P: 3	R: 0 E: 0 K: 0 S: 4	H: 1 LOB: 2 BB: 1 P: 8	R: 0 E: 0 K: 0 S: 3	H: 1 LOB: 1 BB: 1 P: 7	R: 1 E: 0 K: 0 S: 5	H: 2 LOB: 2 BB: 1 P: 9	R: 0 E: 0 K: 0 S: 5	H: 2 LOB: 2 BB: 0 P: 5	R: 0 E: 0 K: 0 S: 4	H: 1 LOB: 1 BB: 0 P: 4	R: 2 E: 0 K: 1 S: 9	H: 4 LOB: 3 BB: 1 P: 13	R: 0 E: 0 K: 2 S: 8	H: 1 LOB: 1 BB: 0 P: 8	1B: 12 2B: 0 3B: 0 HR: 0	SF: 0 SAC: 0 DP: 1 HBP: 0	WP: 0 PB: 0 SB: 1 CS: 0	PA: 43
PITCHER	IP WLS BF H R ER SO BB IBB HBP BLK WP HR S P ERA WHIP																					
Pete Falcone, L (1.1) ERA: 4.55	7.0 W 31 7 1 1 1 4 0 0 0 0 0 0 29 45 1.29 1.571																					
Ed Glynn, L (8.1) ERA: 2.45	0.0 3 2 2 2 0 1 0 0 0 0 0 0 2 6 ∞ ∞																					
Neil Allen, R (8.1) ERA: 3.65	2.0 S 9 3 0 0 3 0 0 0 0 0 0 0 15 15 0.00 1.500																					


Batter	1	2	3	4	5	6	7	8	9	AB	R	H	RBI	BB	SO	LOB	TOP			
Jose Cardenal, R (1, 9) OBP: 0.360, SLG: 0.400 Dan Norman, R (2, 9) OBP: 0.214, SLG: 0.211	0-0 SH3-1 HR 2B		0-0 6-3			0-3 K		0-0 6-3		1 1 1 0 0 0 0										
Frank Taveras, R (1, 6) OBP: 0.295, SLG: 0.332	0-0 SH3-1 2-3		0-0 CS 1B			0-0 F8			0-0 G3	3 0 1 0 0 0 0										
Lee Mazzilli, S (1, 8) OBP: 0.413, SLG: 0.488	0-0 HR		0-0 CS 1-2	0-0 G3		0-0 G3			0-0 F7	4 1 1 2 0 0 0										
Richie Hebner, L (1, 5) OBP: 0.348, SLG: 0.362	0-0 G4-3 1B			0-0 F9			0-0 F8		0-0 4-3	4 0 1 0 0 0 0										
Ed Kranepool, L (1, 3) OBP: 0.305, SLG: 0.329	0-0 G4-3 1-2			0-0 4-3			0-0 F8			3 0 0 0 0 0 1										
John Stearns, R (1, 2) OBP: 0.322, SLG: 0.379		4-0 CS BB			0-0 F8		4-0 BB			1 0 0 0 2 0 0										
Joel Youngblood, R (1, 7) OBP: 0.367, SLG: 0.487		0-0 F9-3 1-2 1B		0-0 E S F6-3 1B		0-0 F7				3 1 2 0 0 0 1							AB 28 R 3 H 6 RBI 3 BB 2 SO 2 LOB 3			
Doug Flynn, R (1, 4) OBP: 0.273, SLG: 0.334		0-0 F9-3 1-2		0-0 F6-3 1-H			0-0 F4-3			3 0 0 1 0 0 1										
Kevin Kobel, R (1, 1) OBP: 0.171, SLG: 0.171 Ed Glynn, R (7, 1) Dale Murray, R (8, 1)			0-3 K		0-0 F7			0-0 F9		2 0 0 0 0 1 0										
Inning Stats	R: 2 E: 0 K: 0 S: 5	H: 3 LOB: 0 BB: 0 P: 5	R: 0 E: 0 K: 0 S: 2	H: 1 LOB: 0 BB: 1 P: 6	R: 0 E: 0 K: 1 S: 5	H: 1 LOB: 0 BB: 0 P: 5	R: 0 E: 0 K: 0 S: 3	H: 0 LOB: 0 BB: 0 P: 3	R: 1 E: 0 K: 0 S: 4	H: 1 LOB: 0 BB: 0 P: 4	R: 0 E: 0 K: 1 S: 5	H: 0 LOB: 1 BB: 1 P: 7	R: 0 E: 0 K: 0 S: 3	H: 0 LOB: 0 BB: 0 P: 3	R: 0 E: 0 K: 0 S: 3	H: 0 LOB: 0 BB: 0 P: 3	1B: 4 2B: 2 3B: 0 HR: 1	SF: 0 SAC: 1 DP: 2 HBP: 0	WP: 0 PB: 0 SB: 1 CS: 2	PA: 32
PITCHER	IP WLS BF H R ER SO BB IBB HBP BLK WP HR S P ERA WHIP																			
Tom Seaver, R (1, 1) ERA: 3.19 Tom Hume, R (8, 1) ERA: 2.92	7.0 25 6 3 2 2 2 0 0 0 0 1 27 35 2.57 1.143																			

New York Mets @ Cincinnati Reds
Riverfront Stadium, Cincinnati, OH
Fri Aug 17 1979, 7:05 PM EDT
Att: 32,854 - Unknown



Batter	1	2	3	4	5	6	7	8	9	AB	R	H	RBI	BB	SO	LOB	BOTTOM			
Joe Morgan, L (1, 4) OBP: 0.393, SLG: 0.377	0-0 1-3		0-0 FC2-6 1-2		0-0 L1		0-0 L3			4 0 0 0 0 0 5										
Dave Collins, S (1, 3) OBP: 0.357, SLG: 0.416	0-0 F4-3		0-3 K			0-0 6-3 2B	0-0 F7			4 0 1 0 0 1 4										
Dave Concepcion, R (1, 6) OBP: 0.356, SLG: 0.441	0-0 HR		0-0 L6			0-0 F8		4-0 1B 1B 6-3 BB		3 2 1 1 1 0 2										
George Foster, R (1, 7) OBP: 0.406, SLG: 0.593 Rick Auerbach, R (8, PR) OBP: 0.308, SLG: 0.313 Dan Driessen, L (9, 3) OBP: 0.328, SLG: 0.406	0-0 1B			0-0 F7		0-0 6-3		0-0 6-3 1B 1B		4 0 2 0 0 0 1										
Johnny Bench, R (1, 2) OBP: 0.366, SLG: 0.408	0-0 F9			0-0 F7		0-0 F2		0-0 1B 1B 6-3 1-2 2-3 3-H		4 0 1 0 0 0 2										
Ray Knight, R (1, 5) OBP: 0.365, SLG: 0.454		0-0 5-3		0-0 6-3			0-0 SH5-4 2B	0-0 6-3		4 0 1 1 0 0 2										
Hector Cruz, R (1, 9) OBP: 0.310, SLG: 0.360		0-0 5-3			0-0 F8		4-0 SH5-4 BB	0-0 1B 1B 2-H 3-H		3 1 1 1 1 0 0										
Paul Blair, R (1, 8) OBP: 0.213, SLG: 0.258 Cesar Geronimo, L (8, PH) OBP: 0.322, SLG: 0.357		0-0 5-3			0-0 F8		0-0 SH5-4	0-0 1B 1B 2-H 3-H		2 0 0 0 0 0 0										
Tom Seaver, R (1, 1) OBP: 0.167, SLG: 0.315 Junior Kennedy, R (7, PH) OBP: 0.355, SLG: 0.321 Tom Hume, R (8, 1) OBP: 0.186, SLG: 0.190			0-0 FC2-6 1B		0-0 2B		4-0 BB	0-0 F4-3		2 0 2 0 0 0 0										
Inning Stats	R: 1 E: 0 K: 0 S: 5	H: 2 LOB: 1 BB: 0 P: 5	R: 0 E: 0 K: 0 S: 3	H: 0 LOB: 0 BB: 0 P: 3	R: 0 E: 0 K: 1 S: 6	H: 1 LOB: 1 BB: 0 P: 6	R: 0 E: 0 K: 0 S: 3	H: 0 LOB: 0 BB: 0 P: 3	R: 0 E: 0 K: 0 S: 4	H: 1 LOB: 1 BB: 0 P: 4	R: 0 E: 0 K: 0 S: 4	H: 1 LOB: 1 BB: 0 P: 4	R: 0 E: 0 K: 0 S: 4	H: 1 LOB: 3 BB: 2 P: 12	R: 3 E: 0 K: 0 S: 6	H: 4 LOB: 1 BB: 1 P: 10	1B: 6 2B: 3 3B: 0 HR: 1	SF: 0 SAC: 1 DP: 0 HBP: 0	WP: 0 PB: 0 SB: 0 CS: 0	PA: 36
PITCHER	IP WLS BF H R ER SO BB IBB HBP BLK WP HR S P ERA WHIP																			
Kevin Kobel, L (1, 1) ERA: 3.38 Ed Glynn, L (7, 1) ERA: 2.65 Dale Murray, R (8, 1) ERA: 4.57	6.1 27 6 1 1 1 2 0 0 0 0 0 4 8 1.42 1.263	0.2 5 2 3 3 0 1 0 0 0 0 0 4 8 40.50 4.500																		

New York Mets @ Cincinnati Reds
Riverfront Stadium, Cincinnati, OH
Fri Aug 17 1979, 7:05 PM EDT
Att: 32,854 - Unknown




Batter	1	2	3	4	5	6	7	8	9	AB	R	H	RBI	BB	SO	LOB	TOP					
Frank Taveras, R OBP: 0.294, SLG: 0.337 (1, 6)										4	1	1	1	0	0	0	New York Mets @ Cincinnati Reds Riverfront Stadium, Cincinnati, OH Sat Aug 18 1979, 7:05 PM EDT Att: 37,694 - Unknown					
Alex Trevino, R OBP: 0.391, SLG: 0.407 (1, 2)										4	0	1	0	0	0	0						
Lee Mazzilli, S OBP: 0.409, SLG: 0.484 (1, 8)										4	0	0	0	0	1	1						
Richie Hebner, L OBP: 0.345, SLG: 0.358 (7, 3)										4	0	0	0	0	1	1						
Ed Kranepool, L OBP: 0.318, SLG: 0.333 Sergio Ferrer, S (7, PR) (7, 5) (7, 4)										2	0	1	0	1	0	0						
John Stearns, R OBP: 0.326, SLG: 0.389 (7, 5)										3	1	2	2	1	0	1						
Joel Youngblood, R OBP: 0.364, SLG: 0.483 (1, 9)										4	0	0	0	0	0	4						
Doug Flynn, R OBP: 0.271, SLG: 0.332 Neil Allen, R (7, 1)										3	0	0	0	0	1	3						
Andy Hassler, L (1, 1)										1	0	0	0	0	1	0						
Gil Flores, R OBP: 0.239, SLG: 0.183 Dwight Bernard, R (6, PH) (6, 1) Dan Norman, R OBP: 0.209, SLG: 0.205 (7, 7)										1	0	0	0	0	0	0						
Inning Stats	R: 0 E: 0 K: 1 S: 5	H: 0 LOB: 0 BB: 0 P: 5	R: 0 E: 0 K: 0 S: 3	H: 0 LOB: 1 BB: 1 P: 7	R: 0 E: 0 K: 2 S: 7	H: 0 LOB: 0 BB: 0 P: 7	R: 0 E: 0 K: 1 S: 5	H: 1 LOB: 1 BB: 0 P: 5	R: 0 E: 0 K: 0 S: 4	H: 1 LOB: 1 BB: 0 P: 4	R: 1 E: 0 K: 0 S: 4	H: 1 LOB: 0 BB: 0 P: 4	R: 0 E: 0 K: 0 S: 4	H: 1 LOB: 2 BB: 1 P: 8	R: 0 E: 0 K: 0 S: 3	H: 0 LOB: 0 BB: 0 P: 3	R: 2 E: 0 K: 0 S: 4	H: 1 LOB: 0 BB: 1 P: 8	1B: 3 2B: 1 3B: 0 HR: 2	SF: 0 SAC: 0 DP: 1 HBP: 0	WP: 0 PB: 0 SB: 0 CS: 1	PA: 34
PITCHER Michael LaCoss, R ERA: 2.86 (1, 1)	IP: 9.0 WLS: W BF: 34 H: 5 R: 3 ER: 3 SO: 4 BB: 3 IBB: 0 HBP: 0 BLK: 0 WP: 0 HR: 2 S: 39 P: 51 ERA: 3.00 WHIP: 0.889																					

Batter	1	2	3	4	5	6	7	8	9	AB	R	H	RBI	BB	SO	LOB	BOTTOM					
Dave Collins, S OBP: 0.350, SLG: 0.407 (1, 3)										5	1	0	0	0	0	1	New York Mets @ Cincinnati Reds Riverfront Stadium, Cincinnati, OH Sat Aug 18 1979, 7:05 PM EDT Att: 37,694 - Unknown					
Joe Morgan, L OBP: 0.396, SLG: 0.378 Junior Kennedy, R OBP: 0.357, SLG: 0.321 (7, PR) (8, 4)										2	0	1	1	2	0	0						
Dave Concepcion, R OBP: 0.356, SLG: 0.441 (1, 6)										4	0	1	1	1	2							
George Foster, R OBP: 0.402, SLG: 0.585 Cesar Geronimo, L OBP: 0.322, SLG: 0.357 (7, PR) (8, 8)										4	0	0	0	0	0	4						
Johnny Bench, R OBP: 0.368, SLG: 0.418 (1, 2)										4	2	2	1	0	1	3						
Ray Knight, R OBP: 0.366, SLG: 0.453 (1, 5)										3	0	1	0	1	0	1						
Hector Cruz, R OBP: 0.309, SLG: 0.357 (1, 9)										4	0	1	0	0	1	2						
Paul Blair, R OBP: 0.221, SLG: 0.254 (8, 7)										2	0	0	1	2	0	2						
Michael LaCoss, R OBP: 0.172, SLG: 0.131 (1, 1)										4	0	0	0	0	2	4						
Inning Stats	R: 0 E: 0 K: 1 S: 5	H: 0 LOB: 1 BB: 1 P: 9	R: 1 E: 0 K: 0 S: 5	H: 2 LOB: 1 BB: 0 P: 5	R: 0 E: 0 K: 0 S: 3	H: 0 LOB: 1 BB: 1 P: 7	R: 1 E: 0 K: 0 S: 4	H: 1 LOB: 1 BB: 1 P: 8	R: 0 E: 0 K: 0 S: 3	H: 0 LOB: 0 BB: 0 P: 3	R: 0 E: 0 K: 1 S: 6	H: 1 LOB: 1 BB: 0 P: 6	R: 1 E: 1 K: 2 S: 9	H: 1 LOB: 3 BB: 2 P: 17	R: 0 E: 0 K: 1 S: 5	H: 0 LOB: 1 BB: 1 P: 9		R: 1 E: 0 K: 0 S: 2	H: 1 LOB: 1 BB: 1 P: 6	1B: 4 2B: 1 3B: 0 HR: 1	SF: 0 SAC: 0 DP: 0 HBP: 0	WP: 1 PB: 0 SB: 2 CS: 0
PITCHER Andy Hassler, L ERA: 4.98 Dwight Bernard, R ERA: 5.29 Neil Allen, R ERA: 3.69 (1, 1) (6, 1) (7, 1)	IP: 5.0 WLS: 21 BF: 21 H: 3 R: 2 ER: 2 SO: 1 BB: 3 IBB: 2 HBP: 0 BLK: 0 WP: 1 HR: 1 S: 20 P: 32 ERA: 3.60 WHIP: 1.200																					

Batter	1	2	3	4	5	6	7	8	9	AB	R	H	RBI	BB	SO	LOB	TOP					
Gil Flores, R OBP: 0.264, SLG: 0.262 (1, 9)										5	2	3	1	0	0	0	New York Mets @ Cincinnati Reds Riverfront Stadium, Cincinnati, OH Sun Aug 19 1979, 3:33 AM EDT Att: 34,765 - Unknown					
Alex Trevino, R OBP: 0.394, SLG: 0.400 (1, 4) (8, 5)										2	1	0	0	1	2	0						
Lee Mazzilli, S OBP: 0.405, SLG: 0.478 (1, 8)										5	0	0	0	0	2	4						
Richie Hebner, L OBP: 0.347, SLG: 0.359 Dwight Bernard, R (6, 1)											2	0	1	1	1	2						
Dan Norman, R OBP: 0.227, SLG: 0.300 Dale Murray, R (7, PH) (7, 1)											0	0	0	0	0	0						
Frank Taveras, R OBP: 0.294, SLG: 0.337 (8, 6)											0	0	0	0	0	0						
Ed Kranepool, L OBP: 0.326, SLG: 0.355 (1, 3)											4	1	2	0	0	1						
John Stearns, R OBP: 0.325, SLG: 0.386 (1, 2) (6, 5) (8, 2)											3	0	0	0	1	0		2				
Joel Youngblood, R OBP: 0.363, SLG: 0.480 (1, 7)											4	0	1	0	0	0		1				
Doug Flynn, R OBP: 0.271, SLG: 0.331 (1, 6) (8, 4)											4	0	1	1	0	0		1				
Dock Ellis, S OBP: 0.130, SLG: 0.091 Wayne Twitchell, R OBP: 0.375, SLG: 0.375 Ron Hodges, L OBP: 0.288, SLG: 0.204 (6, PH) (6, 2) (8, 1)										2	0	0	0	0	1	0						
Inning Stats	R: 1 E: 0 K: 0 S: 5	H: 2 LOB: 1 BB: 0 P: 5	R: 0 E: 0 K: 0 S: 3	H: 0 LOB: 0 BB: 0 P: 3	R: 0 E: 0 K: 2 S: 8	H: 1 LOB: 2 BB: 0 P: 9	R: 0 E: 0 K: 0 S: 3	H: 0 LOB: 1 BB: 0 P: 7	R: 1 E: 0 K: 3 S: 10	H: 1 LOB: 0 BB: 0 P: 10	R: 1 E: 0 K: 0 S: 5	H: 3 LOB: 2 BB: 1 P: 9	R: 2 E: 0 K: 0 S: 5	H: 2 LOB: 1 BB: 1 P: 9	R: 0 E: 0 K: 0 S: 3	H: 0 LOB: 0 BB: 0 P: 3	R: 0 E: 0 K: 1 S: 5	H: 0 LOB: 0 BB: 0 P: 5	1B: 6 2B: 1 3B: 0 HR: 2	SF: 0 SAC: 1 DP: 0 HBP: 1	WP: 0 PB: 0 SB: 0 CS: 0	PA: 39
PITCHER	IP	WLS	BF	H	R	ER	SO	BB	IBB	HBP	BLK	WP	HR	S	P	ERA	WHIP					
Bill Bonham, R ERA: 3.86 Doug Bair, R ERA: 3.89 Tom Hume, R ERA: 2.9	(1, 1) (6, 1) (9, 1)	5.2 2.1 1.0	26 W 10 S 3	7 2 0	3 2 0	3 2 0	5 0 1	2 1 0	0 0 0	1 0 0	0 0 0	0 0 0	0 1 0	9 13 5	42 13 5	4.76 7.71 0.00	1.588 1.286 0.000					

Batter	1	2	3	4	5	6	7	8	9	AB	R	H	RBI	BB	SO	LOB	BOTTOM				
Dave Collins, S OBP: 0.351, SLG: 0.413 (1, 9) (9, 7)										4	2	2	1	0	0	0	New York Mets @ Cincinnati Reds Riverfront Stadium, Cincinnati, OH Sun Aug 19 1979, 3:33 AM EDT Att: 34,765 - Unknown				
Joe Morgan, L OBP: 0.392, SLG: 0.373 (1, 4)										4	0	0	0	0	0	2					
Dave Concepcion, R OBP: 0.357, SLG: 0.441 (1, 6)										3	1	1	1	1	1	0					
George Foster, R OBP: 0.403, SLG: 0.584 Hector Cruz, R OBP: 0.309, SLG: 0.357 (1, 7) (9, 9)										4	1	2	1	0	1	0					
Johnny Bench, R OBP: 0.366, SLG: 0.416 (1, 2)										4	0	1	0	0	1	4					
Dan Driessen, L OBP: 0.330, SLG: 0.405 (1, 3)										3	1	1	0	1	0	1					
Ray Knight, R OBP: 0.367, SLG: 0.456 (1, 5)										4	1	2	2	0	0	4					
Cesar Geronimo, L OBP: 0.324, SLG: 0.357 (1, 8)										3	0	1	1	1	0	1					
Bill Bonham, R OBP: 0.146, SLG: 0.188 Doug Bair, R Harry Spilman, L OBP: 0.400, SLG: 0.368 Tom Hume, R OBP: 0.186, SLG: 0.190 (1, 1) (6, 1) (8, PH) (9, 1)										3	0	0	0	0	1	4					
Inning Stats	R: 1 E: 0 K: 1 S: 7	H: 2 LOB: 3 BB: 2 P: 15	R: 0 E: 0 K: 0 S: 3	H: 0 LOB: 0 BB: 0 P: 3	R: 0 E: 0 K: 2 S: 7	H: 0 LOB: 0 BB: 0 P: 7	R: 0 E: 0 K: 0 S: 4	H: 1 LOB: 2 BB: 1 P: 8	R: 4 E: 0 K: 1 S: 11	H: 6 LOB: 2 BB: 0 P: 11	R: 0 E: 0 K: 0 S: 3	H: 0 LOB: 0 BB: 0 P: 3	R: 0 E: 0 K: 0 S: 3	H: 0 LOB: 0 BB: 0 P: 3	R: 1 E: 0 K: 0 S: 3	H: 1 LOB: 1 BB: 1 P: 7		1B: 8 2B: 2 3B: 0 HR: 0	SF: 1 SAC: 0 DP: 0 HBP: 0	WP: 1 PB: 0 SB: 1 CS: 0	PA: 37
PITCHER	IP	WLS	BF	H	R	ER	SO	BB	IBB	HBP	BLK	WP	HR	S	P	ERA	WHIP				
Dock Ellis, R ERA: 6.24 Wayne Twitchell, R ERA: 5.23 Dwight Bernard, R ERA: 5.14 Dale Murray, R ERA: 4.6 Ed Glynn, L ERA: 2.31	(1, 1) (5, 1) (6, 1) (7, 1) (8, 1)	4.2 0.1 1.0 1.1 0.2	26 1 3 6 1	9 0 0 1 0	5 0 0 1 0	3 0 0 1 0	3 1 0 0 0	2 0 0 1 0	1 0 0 0 0	0 0 0 0 0	0 0 0 0 0	0 0 0 1 0	0 0 0 5 1	0 3 3 9 1	41 3 3 9 1	9.64 0.00 0.00 6.75 0.00	2.357 0.000 0.000 1.500 0.000				

AB	34
R	5
H	9
RBI	5
BB	3
SO	6
LOB	13



AB	32
R	6
H	10
RBI	6
BB	4
SO	4
LOB	16



Batter	1	2	3	4	5	6	7	8	9	AB	R	H	RBI	BB	SO	LOB	TOP										
Rafael Landestoy, S OBP: 0.299, SLG: 0.261 (1, 4)	0-3 K		0-3 K		0-0 F9			0-0 F4		4	0	0	0	0	2	2											
Craig Reynolds, L OBP: 0.293, SLG: 0.338 (1, 6)	4-0 S BB			0-0 FC6-4 1B			0-3 K	0-0 P5		3	0	1	0	1	1	0											
Terry Puhl, L OBP: 0.356, SLG: 0.392 (1, 8)	0-0 F9			0-0 FC6-4 1-2			0-0 2B	0-0 F4-3		4	0	1	0	0	0	2											
Cesar Cedeno, R OBP: 0.361, SLG: 0.374 (1, 3)	0-3 K			0-0 F4			0-0 F8		0-0 F7	4	0	0	0	0	1	3											
Enos Cabell, R OBP: 0.294, SLG: 0.354 (1, 5)		0-0 F9		0-0 F8			4-0 BB		0-0 5-3	3	0	0	0	1	0	1											
Jeffrey Leonard, R OBP: 0.398, SLG: 0.375 (1, 9)		0-0 F8			0-0 6-3		0-0 F8			4	0	1	0	0	0	2											
Jose Cruz, L OBP: 0.382, SLG: 0.422 (1, 7)		0-3 K			0-0 F4-3			0-0 F6-4-3 1B	0-0 F4-3	4	0	1	0	0	1	1											
Bruce Bochy, R OBP: 0.276, SLG: 0.294 (1, 2)			0-0 P3		0-0 BB 1B			0-0 F6-4-3 1-2		3	0	1	0	0	0	1											
Frank LaCorte, R (1, 1)			0-3 K		4-0 BB			0-0 F4		1	0	0	0	0	1	0											
Alan Knicely, R (5, PH)										0	0	0	0	1	0	0											
George Throop, R (5, 1)										0	0	0	0	0	0	0											
Art Howe, R OBP: 0.321, SLG: 0.367 (7, PH)										1	0	0	0	0	0	0											
Pete Ladd, R (7, 1)										0	0	0	0	0	0	0											
Inning Stats	R: 0 E: 0 K: 2 S: 7	H: 0 LOB: 1 BB: 1 P: 11	R: 0 E: 0 K: 1 S: 5	H: 0 LOB: 0 BB: 0 P: 5	R: 0 E: 0 K: 2 S: 7	H: 0 LOB: 0 BB: 0 P: 7	R: 0 E: 0 K: 0 S: 4	H: 1 LOB: 1 BB: 0 P: 4	R: 0 E: 0 K: 1 S: 6	H: 1 LOB: 2 BB: 1 P: 10	R: 0 E: 0 K: 0 S: 3	H: 1 LOB: 0 BB: 0 P: 3	R: 0 E: 0 K: 0 S: 4	H: 1 LOB: 1 BB: 0 P: 4	R: 0 E: 0 K: 0 S: 4	H: 1 LOB: 1 BB: 0 P: 4	1B: 4 2B: 1 3B: 0 HR: 0	SF: 0 SAC: 0 DP: 1 HBP: 0	WP: 0 PB: 0 SB: 1 CS: 0	PA: 34							
PITCHER	IP	WLS	BF	H	R	ER	SO	BB	IBB	HBP	BLK	WP	HR	S	P	ERA	WHIP										
Pete Falcone, L ERA: 4.26 (1, 1)	8.2	W	33	5	0	0	6	3	0	0	0	0	0	42	54	0.00	0.923										
Kevin Kobel, L ERA: 3.37 (9, 1)	0.1		1	0	0	0	0	0	0	0	0	0	0	1	1	0.00	0.000										

Houston Astros @ New York Mets
Shea Stadium, Flushing, NY
Tue Aug 21 1979, Postponed
Att: 9,337 - Unknown

AB	31
R	0
H	5
RBI	0
BB	3
SO	6
LOB	12



Batter	1	2	3	4	5	6	7	8	9	AB	R	H	RBI	BB	SO	LOB	BOTTOM										
Frank Taveras, R OBP: 0.292, SLG: 0.336 (1, 6)	0-0 P3	0-3 K		0-0 F9		0-0 2B				4	0	1	0	0	1	2											
Alex Trevino, R OBP: 0.384, SLG: 0.388 (1, 2)	0-0 6-3		0-0 F8		0-0 F9	0-0 F8				4	0	0	0	0	0	1											
Lee Mazzilli, S OBP: 0.403, SLG: 0.472 (1, 8)	4-0 E BB		0-0 F8		4-0 E S 1B BB			0-0 F8		2	1	0	0	2	0	0											
John Stearns, R OBP: 0.328, SLG: 0.386 (1, 5)	0-0 E5		0-0 6-3		0-0 4-3 2B 1B			0-3 K		4	1	1	1	0	1	1											
Sergio Ferrer, S (8, 5)	1-3									0	0	0	0	0	0	0											
Ed Kranepool, L OBP: 0.313, SLG: 0.329 (1, 3)	0-0 1-3			4-0 E 2B BB	0-0 4-3			0-0 F7		3	1	0	0	1	0	3											
Joel Youngblood, R OBP: 0.384, SLG: 0.484 (1, 7)		0-0 1B 2B		0-3 K	0-0 2B			0-0 5-3		4	1	2	1	0	1	1											
Dan Norman, R OBP: 0.265, SLG: 0.302 (1, 9)		0-0 5-3		0-0 E7 2B 1B	0-0 4-3			1-0 1B HBP		3	1	1	0	0	0	2											
Doug Flynn, R OBP: 0.273, SLG: 0.335 (1, 4)		0-0 SH1-4 2H 1B		0-0 2H 3H 2B		0-0 F4-3		0-0 G4-6-3 1B		4	0	3	3	0	0	0											
Pete Falcone, L OBP: 0.244, SLG: 0.205 (1, 1)		0-0 SH1-4		0-0 K	0-3 K			0-0 G4-6-3		3	0	0	0	0	1	3											
Kevin Kobel, R OBP: 0.171, SLG: 0.171 (9, 1)		1-2						1-2		0	0	0	0	0	0	0											
Inning Stats	R: 0 E: 1 K: 0 S: 4	H: 0 LOB: 2 BB: 1 P: 8	R: 1 E: 0 K: 1 S: 7	H: 2 LOB: 1 BB: 0 P: 7	R: 0 E: 0 K: 0 S: 3	H: 0 LOB: 0 BB: 0 P: 3	R: 2 E: 1 K: 2 S: 9	H: 2 LOB: 1 BB: 1 P: 13	R: 2 E: 0 K: 0 S: 5	H: 2 LOB: 1 BB: 1 P: 9	R: 0 E: 0 K: 0 S: 4	H: 1 LOB: 0 BB: 0 P: 4	R: 0 E: 0 K: 1 S: 5	H: 0 LOB: 0 BB: 0 P: 5	R: 0 E: 0 K: 0 S: 3	H: 1 LOB: 1 BB: 0 P: 4	1B: 4 2B: 4 3B: 0 HR: 0	SF: 0 SAC: 1 DP: 1 HBP: 1	WP: 0 PB: 0 SB: 1 CS: 0	PA: 36							
PITCHER	IP	WLS	BF	H	R	ER	SO	BB	IBB	HBP	BLK	WP	HR	S	P	ERA	WHIP										
Frank LaCorte, R ERA: 6.33 (1, 1)	4.0	L	19	4	3	2	3	2	0	0	0	0	0	23	31	4.50	1.500										
George Throop, R ERA: 4.32 (5, 1)	2.0		10	3	2	2	0	1	0	0	0	0	0	9	13	9.00	2.000										
Pete Ladd, R ERA: (7, 1)	2.0		7	1	0	0	1	0	0	1	0	0	0	8	9	0.00	0.500										

Houston Astros @ New York Mets
Shea Stadium, Flushing, NY
Tue Aug 21 1979, Postponed
Att: 9,337 - Unknown

AB	31
R	5
H	8
RBI	5
BB	3
SO	4
LOB	13



Batter	1	2	3	4	5	6	7	8	9	AB	R	H	RBI	BB	SO	LOB	TOP				
Julio Gonzalez, R OBP: 0.279, SLG: 0.285 (1, 4)	F4-3		P6					6-3		4	0	1	0	0	0	0	Houston Astros @ New York Mets Shea Stadium, Flushing, NY Wed Aug 22 1979, 3:33 AM EDT Att: 10,477 - Unknown				
Craig Reynolds, L OBP: 0.294, SLG: 0.339 (1, 6)			F4						F4-3	4	0	2	0	0	0	0					
Terry Puhl, L OBP: 0.355, SLG: 0.391 (1, 8)	F5									4	1	1	0	0	0	3					
Cesar Cedeno, R OBP: 0.360, SLG: 0.373 (1, 3)	F7									4	1	1	0	0	0	3					
Enos Cabell, R OBP: 0.292, SLG: 0.351 (1, 5)			F8							4	0	0	0	0	0	2					
Jeffrey Leonard, R OBP: 0.396, SLG: 0.373 (1, 9)	F4-3									4	0	1	2	0	1	0					
Jose Cruz, L OBP: 0.383, SLG: 0.430 (1, 7)										4	1	2	1	0	1	0					
Denny Walling, L OBP: 0.372, SLG: 0.472 (9, 7)										0	0	0	0	0	0	0					
Alan Ashby, S OBP: 0.264, SLG: 0.277 (1, 2)										4	0	0	0	0	2	2					
J.R. Richard, R OBP: 0.135, SLG: 0.194 (1, 1)										3	0	0	0	0	0	0					
Inning Stats	R: 0 E: 0 K: 0 S: 4	H: 1 LOB: 1 BB: 1 P: 4	R: 1 E: 0 K: 0 S: 4	H: 1 LOB: 0 BB: 0 P: 4	R: 0 E: 0 K: 0 S: 3	H: 0 LOB: 0 BB: 0 P: 3	R: 0 E: 0 K: 0 S: 3	H: 0 LOB: 0 BB: 0 P: 3	R: 0 E: 0 K: 1 S: 5	H: 2 LOB: 2 BB: 0 P: 5	R: 0 E: 0 K: 1 S: 5	H: 0 LOB: 0 BB: 0 P: 5	R: 0 E: 0 K: 1 S: 5	H: 0 LOB: 0 BB: 0 P: 5	R: 2 E: 0 K: 1 S: 9	H: 4 LOB: 2 BB: 0 P: 9	1B: 7 2B: 0 3B: 0 HR: 1	SF: 0 SAC: 0 DP: 0 HBP: 0	WP: 0 PB: 0 SB: 1 CS: 0	PA: 35	
PITCHER	IP	WLS	BF	H	R	ER	SO	BB	IBB	HBP	BLK	WP	HR	S	P	ERA	WHIP				
Kevin Kobel, L ERA: 3.25 (1, 1)	7.0	L	25	4	1	1	2	0	0	0	0	0	1	29	29	1.29	0.571				
Neil Allen, R ERA: 3.99 (8, 1)	1.2		9	4	2	2	1	0	0	0	0	0	0	11	11	10.80	2.400				
Andy Hassler, L ERA: 4.96 (9, 1)	0.1		1	0	0	0	1	0	0	0	0	0	0	3	3	0.00	0.000				

AB 35
R 3
H 8
RBI 3
BB 0
SO 4
LOB 10



Batter	1	2	3	4	5	6	7	8	9	AB	R	H	RBI	BB	SO	LOB	BOTTOM					
Frank Taveras, R OBP: 0.295, SLG: 0.338 (1, 6)										3	0	2	0	1	0	0	Houston Astros @ New York Mets Shea Stadium, Flushing, NY Wed Aug 22 1979, 3:33 AM EDT Att: 10,477 - Unknown					
John Stearns, R OBP: 0.330, SLG: 0.385 (1, 5)										3	0	1	0	1	0	2						
Lee Mazzilli, S OBP: 0.400, SLG: 0.468 (1, 8)										4	0	0	0	0	2	3						
Ed Kranepool, L OBP: 0.300, SLG: 0.314 (1, 3)										4	0	0	0	0	2	1						
Joel Youngblood, R OBP: 0.363, SLG: 0.484 (1, 7)										4	1	1	0	0	1	0						
Ron Hodges, L OBP: 0.273, SLG: 0.182 (1, 2)										4	0	0	0	0	1	1						
Sergio Ferrer, S (9, FR)										0	0	0	0	0	0	0						
Dan Norman, R OBP: 0.264, SLG: 0.298 (1, 9)										4	0	1	0	0	3	2						
Doug Flynn, R OBP: 0.273, SLG: 0.334 (1, 4)										4	0	1	1	0	0	1						
Kevin Kobel, R OBP: 0.189, SLG: 0.189 (1, 1)										2	0	1	0	0	0	0						
Richie Hebner, L OBP: 0.346, SLG: 0.358 (7, PH)										1	0	0	0	0	0	1						
Neil Allen, R (8, 1)										0	0	0	0	0	0	0						
Andy Hassler, L (9, 1)										0	0	0	0	0	0	0						
Alex Trevino, R OBP: 0.381, SLG: 0.385 (9, PH)										1	0	0	0	0	1	2						
Inning Stats	R: 0 E: 1 K: 2 S: 7	H: 1 LOB: 1 BB: 1 P: 11	R: 0 E: 0 K: 1 S: 5	H: 0 LOB: 0 BB: 0 P: 5	R: 0 E: 0 K: 0 S: 4	H: 1 LOB: 2 BB: 1 P: 8	R: 0 E: 0 K: 2 S: 7	H: 0 LOB: 0 BB: 0 P: 7	R: 0 E: 0 K: 1 S: 7	H: 2 LOB: 2 BB: 0 P: 7	R: 0 E: 0 K: 1 S: 5	H: 0 LOB: 0 BB: 0 P: 5	R: 0 E: 0 K: 0 S: 4	H: 1 LOB: 1 BB: 0 P: 4	R: 0 E: 0 K: 0 S: 3	H: 0 LOB: 0 BB: 0 P: 3	R: 1 E: 1 K: 3 S: 12	H: 2 LOB: 2 BB: 0 P: 12	1B: 6 2B: 1 3B: 0 HR: 0	SF: 0 SAC: 0 DP: 0 HBP: 0	WP: 0 PB: 0 SB: 1 CS: 1	PA: 36
PITCHER	IP	WLS	BF	H	R	ER	SO	BB	IBB	HBP	BLK	WP	HR	S	P	ERA	WHIP					
J.R. Richard, R ERA: 3.2 (1, 1)	9.0	W	36	7	1	0	10	2	0	0	0	0	0	54	62	0.00	1.000					

AB 34
R 1
H 7
RBI 1
BB 2
SO 10
LOB 13



Batter	1	2	3	4	5	6	7	8	9	AB	R	H	RBI	BB	SO	LOB	TOP					
Dave Collins, S (1,9) OBP: 0.365, SLG: 0.419 Hector Cruz, R (9,9) OBP: 0.318, SLG: 0.366	F8		F8			SH1-3		K		3	0	0	0	0	1	0						
Joe Morgan, L (1,4) OBP: 0.392, SLG: 0.371	2B			3-1		F9		2B	1B	4	1	2	0	0	0	1						
Dave Concepcion, R (1,6) OBP: 0.355, SLG: 0.435	5-3				1B					3	0	2	1	1	0	1						
George Foster, R (1,7) OBP: 0.393, SLG: 0.581 Paul Blair, R (9,7) OBP: 0.216, SLG: 0.248	F3			F9		F7			P3	4	0	0	0	0	0	4						
Dan Driessen, L (1,3) OBP: 0.328, SLG: 0.400		F8		F8			G3		F9	4	0	0	0	0	0	1						
Ray Knight, R (1,5) OBP: 0.362, SLG: 0.447		5-3				K			5-3	4	0	0	0	0	2	0						
Cesar Geronimo, L (1,8) OBP: 0.325, SLG: 0.353						L9				2	0	0	0	1	1	0						
Vic Correll, R (1,2) OBP: 0.308, SLG: 0.345				F7		6-3				3	0	0	0	0	1	1						
Bill Bonham, R (1,1) OBP: 0.140, SLG: 0.180 Harry Spilman, L (8,PH) OBP: 0.383, SLG: 0.350 Tom Hume, R (8,1) OBP: 0.186, SLG: 0.190				F4			E5		K	2	0	0	0	0	0	0						
Inning Stats	R: 0 E: 0 K: 0 S: 4	H: 1 LOB: 1 BB: 0 P: 4	R: 0 E: 0 K: 1 S: 5	H: 0 LOB: 0 BB: 0 P: 5	R: 0 E: 0 K: 0 S: 3	H: 0 LOB: 0 BB: 0 P: 3	R: 0 E: 0 K: 0 S: 4	H: 1 LOB: 1 BB: 0 P: 4	R: 0 E: 0 K: 1 S: 5	H: 0 LOB: 0 BB: 0 P: 5	R: 0 E: 1 K: 0 S: 4	H: 0 LOB: 2 BB: 1 P: 8	R: 0 E: 0 K: 1 S: 5	H: 0 LOB: 1 BB: 1 P: 9	R: 1 E: 0 K: 2 S: 8	H: 2 LOB: 1 BB: 0 P: 8	R: 0 E: 0 K: 1 S: 5	H: 0 LOB: 0 BB: 0 P: 5	1B: 2 2B: 2 3B: 0 HR: 0	SF: 0 SAC: 1 DP: 0 HBP: 0	WP: 1 PB: 0 CS: 0	PA: 33
PITCHER	IP	WLS	BF	H	R	ER	SO	BB	IBB	HBP	BLK	WP	HR	S	P	ERA	WHIP					
Ray Burris, R (1,1) ERA: 5.43	7.0		26	2	0	0	3	2	0	0	0	1	0	30	38	0.00	0.571					
Neil Allen, R (8,1) ERA: 3.87	2.0	L	7	2	1	1	3	0	0	0	0	0	0	13	13	4.50	1.000					

Cincinnati Reds @ New York Mets
Shea Stadium, Flushing, NY
Fri Aug 24 1979, 7:05 PM EDT
Att: 12,057 - Unknown

AB	30
R	1
H	4
RBI	1
BB	2
SO	6
LOB	8



Batter	1	2	3	4	5	6	7	8	9	AB	R	H	RBI	BB	SO	LOB	BOTTOM					
Frank Taveras, R (1,6) OBP: 0.293, SLG: 0.335	F7		6-3							4	0	0	0	0	0	1						
John Stearns, R (1,2) OBP: 0.327, SLG: 0.381	K		F8							4	0	0	0	0	1	1						
Lee Mazzilli, S (1,8) OBP: 0.399, SLG: 0.466	1B		F8							4	0	1	0	0	1	0						
Richie Hebner, L (1,5) OBP: 0.348, SLG: 0.360	BB			F8						3	0	1	0	1	0	0						
Ed Kranepool, L (1,3) OBP: 0.298, SLG: 0.303	F3				BB					3	0	0	0	1	0	3						
Joel Youngblood, R (1,7) OBP: 0.380, SLG: 0.480			K							4	0	0	0	0	3	2						
Dan Norman, R (1,9) OBP: 0.283, SLG: 0.294				P4						4	0	1	0	0	0	1						
Doug Flynn, R (1,4) OBP: 0.280, SLG: 0.344										3	0	3	0	1	0	0						
Ray Burris, R (1,1) Gil Flores, R (7,PH) OBP: 0.250, SLG: 0.246 Neil Allen, R (8,1) Ron Hodges, L (8,PH) OBP: 0.269, SLG: 0.179										2	0	0	0	0	1	4						
Inning Stats	R: 0 E: 0 K: 1 S: 6	H: 1 LOB: 2 BB: 1 P: 10	R: 0 E: 0 K: 1 S: 6	H: 1 LOB: 1 BB: 0 P: 6	R: 0 E: 0 K: 0 S: 3	H: 0 LOB: 0 BB: 0 P: 3	R: 0 E: 1 K: 2 S: 8	H: 1 LOB: 2 BB: 2 P: 16	R: 0 E: 0 K: 1 S: 5	H: 0 LOB: 0 BB: 0 P: 5	R: 0 E: 0 K: 1 S: 6	H: 1 LOB: 1 BB: 0 P: 6	R: 0 E: 0 K: 0 S: 4	H: 1 LOB: 1 BB: 0 P: 4	R: 0 E: 0 K: 0 S: 3	H: 0 LOB: 0 BB: 0 P: 3	R: 0 E: 0 K: 0 S: 4	H: 1 LOB: 1 BB: 0 P: 4	1B: 3 2B: 3 3B: 0 HR: 0	SF: 0 SAC: 1 DP: 0 HBP: 0	WP: 0 PB: 0 CS: 0	PA: 36
PITCHER	IP	WLS	BF	H	R	ER	SO	BB	IBB	HBP	BLK	WP	HR	S	P	ERA	WHIP					
Bill Bonham, R (1,1) ERA: 3.67	7.0	W	29	5	0	0	6	2	1	0	0	0	0	38	50	0.00	1.000					
Tom Hume, R (8,1) ERA: 2.81	2.0	S	7	1	0	0	0	0	0	0	0	0	0	7	7	0.00	0.500					

Cincinnati Reds @ New York Mets
Shea Stadium, Flushing, NY
Fri Aug 24 1979, 7:05 PM EDT
Att: 12,057 - Unknown

AB	32
R	0
H	6
RBI	0
BB	3
SO	6
LOB	13




Batter	1	2	3	4	5	6	7	8	9	AB	R	H	RBI	BB	SO	LOB	TOP
Dave Collins, S OBP: 0.372, SLG: 0.424 (1, 9)										4	2	3	2	1	0	0	Cincinnati Reds @ New York Mets Shea Stadium, Flushing, NY Sat Aug 25 1979, 3:33 AM EDT Att: 16,635 - Unknown
Joe Morgan, L OBP: 0.392, SLG: 0.370 (1, 4)										4	0	1	0	1	0	2	
Dave Concepcion, R OBP: 0.354, SLG: 0.433 (1, 6)										4	0	1	3	0	0	3	
George Foster, R OBP: 0.394, SLG: 0.586 Sam Mejias, R OBP: 0.306, SLG: 0.182 (9, PR) (9, 8)										4	1	1	1	1	0	2	
Johnny Bench, R OBP: 0.368, SLG: 0.442 (1, 2)										5	2	2	1	0	0	3	
Dan Driessen, L OBP: 0.327, SLG: 0.398 (1, 3)										3	1	0	0	1	0	0	
Ray Knight, R OBP: 0.362, SLG: 0.445 (1, 5)										2	0	0	0	0	1	0	
Cesar Geronimo, L OBP: 0.323, SLG: 0.351 Paul Blair, R OBP: 0.215, SLG: 0.246 Harry Spilman, L OBP: 0.396, SLG: 0.350 Tom Hume, R OBP: 0.196, SLG: 0.190 (1, 8) (5, 8) (9, PH) (9, 1)										2	0	0	0	0	0	1	
Fred Norman, S OBP: 0.232, SLG: 0.157 Doug Bair, R (7, 1) Hector Cruz, R OBP: 0.323, SLG: 0.370 (9, PH) (9, 9)										3	0	0	0	0	1	0	
Inning Stats	R: 1 E: 0 K: 0 S: 4	H: 2 LOB: 0 BB: 4	R: 0 E: 0 K: 0 S: 3	H: 0 LOB: 1 BB: 4	R: 1 E: 0 K: 1 S: 4	H: 1 LOB: 1 BB: 1 P: 8	R: 1 E: 0 K: 1 S: 6	H: 1 LOB: 0 BB: 0 P: 6	R: 0 E: 0 K: 0 S: 3	H: 0 LOB: 0 BB: 0 P: 3	R: 0 E: 0 K: 0 S: 3	H: 0 LOB: 0 BB: 0 P: 3	R: 0 E: 0 K: 0 S: 7	H: 4 LOB: 3 BB: 4 P: 23	1B: 6 2B: 1 3B: 0 HR: 2	SF: 1 DP: 1 HBP: 1	
PITCHER	IP WLS BF H R ER SO BB IBB HBP BLK WP HR S P ERA WHIP																
Craig Swan, R ERA: 3.29 Andy Hassler, L ERA: 4.79 Jeff Reardon, R ERA: 9.0 Neil Allen, R ERA: 4.18 (1, 1) (5, 1) (8, 1) (9, 1)	4.0 3.0 1.0 1.0	17 10 5 9	4 1 2 2	3 0 2 3	3 0 2 3	1 0 0 0	1 0 0 1	0 0 0 3	0 0 0 0	0 0 0 0	0 0 0 0	0 0 0 0	0 0 0 0	0 12 5 21	6.75 0.00 18.00 27.00	1.250 0.333 2.000 3.000	

Batter	1	2	3	4	5	6	7	8	9	AB	R	H	RBI	BB	SO	LOB	BOTTOM		
Frank Taveras, R OBP: 0.294, SLG: 0.340 (1, 6)										5	0	2	1	0	1	3	Cincinnati Reds @ New York Mets Shea Stadium, Flushing, NY Sat Aug 25 1979, 3:33 AM EDT Att: 16,635 - Unknown		
Alex Trevino, R OBP: 0.387, SLG: 0.386 Ed Kranepool, L OBP: 0.292, SLG: 0.297 (1, 2) (7, PH) (8, 3)										2 2	0 0	1 0	0 0	1 0	1 0	1 3			
Lee Mazzilli, S OBP: 0.399, SLG: 0.463 (1, 8)										3	0	0	0	2	1	1			
John Stearns, R OBP: 0.323, SLG: 0.377 (1, 3) (8, 2)										5	0	0	0	0	0	6			
Richie Hebner, L OBP: 0.347, SLG: 0.357 (1, 5)										3	1	0	0	1	0	2			
Joel Youngblood, R OBP: 0.359, SLG: 0.485 (1, 7)										4	1	1	2	0	0	0			
Dan Norman, R OBP: 0.262, SLG: 0.291 (1, 9) (9, 1)										4	1	1	0	0	1	0			
Doug Flynn, R OBP: 0.282, SLG: 0.345 (1, 4)										4	0	2	0	0	0	1			
Craig Swan, R ERA: 3.29 Elliott Maddux, R OBP: 0.208, SLG: 0.167 Andy Hassler, L ERA: 3.54 Gil Flores, R OBP: 0.346, SLG: 0.333 Jeff Reardon, R ERA: 3.54 Neil Allen, R ERA: 3.54 Ron Hodges, L OBP: 0.276, SLG: 0.179 (1, 1) (4, PH) (5, 1) (7, PH) (8, 1) (9, 1) (9, PH)	6.1 1.2 1.0	27 7 6	7 1 1	2 2 0	2 2 0	0 0 0	0 1 0	0 6 4	0 10 12	0.00 10.80 0.00	1.421 1.200 3.000								
Inning Stats	R: 0 E: 0 K: 0 S: 4	H: 1 LOB: 2 BB: 1 P: 8	R: 2 E: 0 K: 1 S: 8	H: 3 LOB: 1 BB: 0 P: 8	R: 0 E: 0 K: 1 S: 7	H: 0 LOB: 2 BB: 0 P: 7	R: 0 E: 0 K: 1 S: 4	H: 0 LOB: 0 BB: 1 P: 8	R: 0 E: 0 K: 1 S: 5	H: 0 LOB: 1 BB: 0 P: 5	R: 0 E: 0 K: 0 S: 4	H: 1 LOB: 1 BB: 0 P: 4	R: 2 E: 0 K: 0 S: 4	H: 1 LOB: 0 BB: 1 P: 8	R: 0 E: 0 K: 0 S: 4	H: 1 LOB: 3 BB: 2 P: 12		1B: 6 2B: 1 3B: 1 HR: 1	SF: 0 DP: 1 HBP: 0
PITCHER	IP WLS BF H R ER SO BB IBB HBP BLK WP HR S P ERA WHIP																		
Fred Norman, L ERA: 3.45 Doug Bair, R ERA: 3.54 Tom Hume, R ERA: 2.79 (1, 1) (7, 1) (9, 1)	6.1 1.2 1.0	27 7 6	7 1 1	2 2 0	2 2 0	0 0 0	0 1 0	0 6 4	0 10 12	0.00 10.80 0.00	1.421 1.200 3.000								

Batter	1	2	3	4	5	6	7	8	9	AB	R	H	RBI	BB	SO	LOB	TOP				
Dave Collins, S OBP: 0.369, SLG: 0.420 (1,9)	F8		K		K		E7 1B	F7		5	1	1	1	0	2	3					
Joe Morgan, L OBP: 0.392, SLG: 0.370 Junior Kennedy, R OBP: 0.356, SLG: 0.320 (1,4)	F5		F8			F3	1B		FC5-4 1B	5	0	2	1	0	0	1					
Dave Concepcion, R OBP: 0.356, SLG: 0.434 (1,6)	FC4 1B			5-3		E BB BB	F6-4-3 1B		FC5-4 BB 1B	4	1	2	0	1	0	1					
George Foster, R OBP: 0.396, SLG: 0.584 Paul Blair, R OBP: 0.215, SLG: 0.246 (9, PR)	FC4 1-2			FC6-4 1B		E BB	F6-4-3 1-2		FC5-4 BB 1B	3	0	1	0	2	0	3					
Johnny Bench, R OBP: 0.369, SLG: 0.441 (1,2)		F3		FC6-4 WP 1-2		E6 FC5-4 1-2 2-3		E 2B 1B	2B 1B 1B	5	2	2	1	0	0	3					
Dan Driessen, L OBP: 0.328, SLG: 0.400 (1,3)				F8 1-2		F9		F8 1-2	1B 2B	5	1	2	1	0	0	5					
Ray Knight, R OBP: 0.360, SLG: 0.441 (1,5)				K 1-2		F4	FC5-4 1-2	F9	1B IBB	4	0	0	0	1	1	5					
Hector Cruz, R OBP: 0.338, SLG: 0.403 (1,8)			5-3				E 2B	2B IBB	G6-4-3 1B	4	2	3	2	1	0	0					
Tom Seaver, R OBP: 0.180, SLG: 0.328 (1,1)						K	B1-4		G6-4-3 1-2	5	0	2	2	0	1	4					
Inning Stats	R: 0 E: 0 K: 0 S: 4	H: 1 LOB: 1 BB: 0 P: 4	R: 0 E: 0 K: 1 S: 5	H: 1 LOB: 0 BB: 0 P: 5	R: 0 E: 0 K: 1 S: 6	H: 1 LOB: 1 BB: 0 P: 6	R: 0 E: 0 K: 0 S: 4	H: 1 LOB: 1 BB: 0 P: 4	R: 0 E: 0 K: 2 S: 8	H: 0 LOB: 3 BB: 2 P: 12	R: 2 E: 1 K: 0 S: 6	H: 4 LOB: 1 BB: 0 P: 6	R: 2 E: 1 K: 0 S: 5	H: 2 LOB: 1 BB: 1 P: 9	R: 4 E: 0 K: 0 S: 6	H: 4 LOB: 2 BB: 2 P: 14	1B: 11 2B: 3 3B: 1 HR: 0	SF: 0 SAC: 0 DP: 2 HBP: 0	WP: 1 PB: 0 SB: 0 CS: 1	PA: 45	
PITCHER	IP WLS BF H R ER SO BB IBB HBP BLK WP HR S P ERA WHIP	6.1 L 30 9 2 2 4 2 0 0 0 1 0 36 44 2.84 1.737	2.0 11 4 5 5 0 1 1 0 0 0 0 0 9 17 22.50 2.500	0.2 4 2 1 1 0 0 1 0 0 0 0 0 3 7 13.50 3.000																	

Cincinnati Reds @ New York Mets
Shea Stadium, Flushing, NY
Sun Aug 26 1979, 3:33 AM EDT
Att: 20,619 - Unknown


AB	40
R	8
H	15
RBI	8
BB	5
SO	4
LOB	25



Batter	1	2	3	4	5	6	7	8	9	AB	R	H	RBI	BB	SO	LOB	BOTTOM					
Frank Taveras, R OBP: 0.292, SLG: 0.337 (1,6)	K		F8			K			G6-3 1-2	4	0	0	0	0	2	1						
Alex Trevino, R OBP: 0.377, SLG: 0.375 (1,2)	F9			F9		6-3			6-3	4	0	0	0	0	0	0						
Lee Mazzilli, S OBP: 0.399, SLG: 0.462 (1,8)				4-3		G3				3	0	1	0	0	0	0						
Richie Hebner, L OBP: 0.344, SLG: 0.354 (1,5)	F9 1-2			F8		F8				3	0	0	0	0	0	1						
Ed Kranepool, L OBP: 0.303, SLG: 0.309 (1,3)						F7			FC8-4 1B	3	0	2	0	0	0	0						
Joel Youngblood, R OBP: 0.357, SLG: 0.481 (1,9)	K 1-2			K		K			FC8-4 1-2	3	0	0	0	0	2	2						
John Stearns, R OBP: 0.321, SLG: 0.374 (9,2)				5-3		F8			F9	3	0	0	0	0	0	1						
Doug Flynn, R OBP: 0.280, SLG: 0.343 Ed Glynn, R (9,1)						F8			F9	3	0	0	0	0	1	1						
Pete Falcone, L OBP: 0.233, SLG: 0.195 Dale Murray, R (7,1)										2	0	0	0	0	0	0						
Gil Flores, R OBP: 0.260, SLG: 0.257 (9,9)						4-3			G6-3 1B	1	0	1	0	0	0	0						
Inning Stats	R: 0 E: 0 K: 1 S: 6	H: 1 LOB: 0 BB: 0 P: 6	R: 0 E: 0 K: 1 S: 5	H: 1 LOB: 0 BB: 0 P: 5	R: 0 E: 0 K: 0 S: 3	H: 0 LOB: 0 BB: 0 P: 3	R: 0 E: 0 K: 0 S: 3	H: 0 LOB: 0 BB: 0 P: 3	R: 0 E: 0 K: 1 S: 5	H: 0 LOB: 0 BB: 0 P: 5	R: 0 E: 0 K: 2 S: 7	H: 0 LOB: 0 BB: 0 P: 7	R: 0 E: 0 K: 0 S: 3	H: 0 LOB: 0 BB: 0 P: 3	R: 0 E: 0 K: 0 S: 4	H: 1 LOB: 1 BB: 0 P: 4	R: 0 E: 0 K: 0 S: 3	H: 1 LOB: 0 BB: 0 P: 3	1B: 4 2B: 1 3B: 0 HR: 0	SF: 0 SAC: 0 DP: 2 HBP: 0	WP: 0 PB: 0 SB: 1 CS: 1	PA: 29
PITCHER	IP WLS BF H R ER SO BB IBB HBP BLK WP HR S P ERA WHIP	9.0 W 29 4 0 0 5 0 0 0 0 0 0 39 39 0.00 0.444																				

Cincinnati Reds @ New York Mets
Shea Stadium, Flushing, NY
Sun Aug 26 1979, 3:33 AM EDT
Att: 20,619 - Unknown

AB	29
R	0
H	4
RBI	0
BB	0
SO	5
LOB	6



Batter	1	2	3	4	5	6	7	8	9	AB	R	H	RBI	BB	SO	LOB	TOP										
Jerry Royster, R OBP: 0.336, SLG: 0.335 (1, 5)	G3		5-3		K		K		5-3	5	0	0	0	0	2	2											
Gary Matthews, R OBP: 0.382, SLG: 0.523 (1, 9)	6-3		1B		HR		BB		5-3	4	1	2	1	1	0	1											
Bob Homer, R OBP: 0.320, SLG: 0.530 (1, 3)	F8		F9		6-3		F7			4	0	0	0	0	0	3											
Jeff Burroughs, R OBP: 0.341, SLG: 0.356 Rowland Office, L OBP: 0.341, SLG: 0.361 (8, PR)	F8			1B		SH2-4 BB		SH2-4 1B		3	0	2	0	1	0	0											
Barry Bonnell, R OBP: 0.308, SLG: 0.459 (1, 8)	K			1B		SH2-4		SH2-4		2	0	1	0	0	1	0											
Glenn Hubbard, R OBP: 0.277, SLG: 0.275 Joe Nolan, L OBP: 0.370, SLG: 0.295 Darrel Chaney, S OBP: 0.213, SLG: 0.146 (8, PH)	FC5 1B			F1		K		F6-4-3 IBB		3	0	1	0	0	1	3											
Pepe Frias, R OBP: 0.301, SLG: 0.349 (1, 6)	1B			K		1-3		F6-4-3		4	0	1	0	0	1	5											
Bruce Benedict, R OBP: 0.265, SLG: 0.205 Biff Pocoroba, S OBP: 0.435, SLG: 0.500 (7, PH)	FC5			K			SH1-4 BB	FC2-6 1B		2	0	0	0	0	1	4											
Dale Murphy, R OBP: 0.424, SLG: 0.662 (9, PH)	2-3f									1	0	1	0	0	0	0											
Tony Brizzolara, R OBP: 0.295, SLG: 0.590 Joey McLaughlin, R OBP: 0.285, SLG: 0.321 Mike Lum, L OBP: 0.500, SLG: 0.333 (5, PH)	1-3			1-3			SH1-4	FC2-6 WP		1	0	0	0	0	0	0											
Inning Stats	R: 0 E: 0 K: 0 S: 3	H: 0 LOB: 0 BB: 0 P: 3	R: 0 E: 0 K: 1 S: 7	H: 2 LOB: 2 BB: 0 P: 7	R: 0 E: 0 K: 0 S: 4	H: 1 LOB: 1 BB: 0 P: 4	R: 0 E: 0 K: 2 S: 9	H: 2 LOB: 2 BB: 0 P: 9	R: 1 E: 0 K: 1 S: 6	H: 1 LOB: 0 BB: 1 P: 6	R: 0 E: 0 K: 1 S: 5	H: 0 LOB: 2 BB: 2 P: 13	R: 0 E: 0 K: 0 S: 3	H: 1 LOB: 2 BB: 0 P: 7	R: 0 E: 0 K: 0 S: 4	H: 1 LOB: 1 BB: 0 P: 4	1B: 7 2B: 0 3B: 0 HR: 1	SF: 0 SAC: 3 DP: 1 HBP: 0	WP: 1 PB: 0 CS: 0	PA: 38							
PITCHER	IP	WLS	BF	H	R	ER	SO	BB	IBB	HBP	BLK	WP	HR	S	P	ERA	WHIP										
Pete Falcone, L ERA: 5.17 Wayne Twitchell, R ERA: 3.92 Jeff Reardon, R ERA:	5.0		21	6	1	1	4	0	0	0	0	0	1	29	29	1.80	1.200										
	3.0		13	1	0	0	2	3	1	0	0	0	0	13	29	0.00	1.333										
	1.0	W	4	1	0	0	0	0	0	0	0	1	0	4	4	0.00	1.000										

Atlanta Braves @ New York Mets
Shea Stadium, Flushing, NY
Mon Aug 27 1979, 3:33 AM EDT
Att: 12,133 - Unknown

AB 31
R 1
H 8
RBI 1
BB 4
SO 6
LOB 19





Batter	1	2	3	4	5	6	7	8	9	AB	R	H	RBI	BB	SO	LOB	BOTTOM										
Joel Youngblood, R OBP: 0.351, SLG: 0.490 (1, 9)	G4-6-3 1B		5-3		F6			K		4	0	1	0	0	1	1											
Frank Taveras, R OBP: 0.280, SLG: 0.300 (1, 6)	G4-6-3 1B			6-3		4-3		F8		4	0	1	0	0	0	1											
Lee Mazzilli, S OBP: 0.420, SLG: 0.498 (1, 8)	G4-6-3 1-2f 2-3			1B 1B		F6		S 4-3 1B		4	2	2	0	0	0	2											
Richie Hebner, L OBP: 0.400, SLG: 0.442 (1, 5)	K			1B				4-3		4	0	2	0	0	1	2											
Willie Montanez, L OBP: 0.263, SLG: 0.289 Alex Trevino, R OBP: 0.463, SLG: 0.542 (1, 3)	F6			L4				F7		3	0	0	0	0	0	2											
John Stearns, R OBP: 0.313, SLG: 0.320 (1, 2)	P4			1B				2B		2	0	1	1	1	0	0											
Steve Henderson, R OBP: 0.361, SLG: 0.383 Gil Flores, R OBP: 0.261, SLG: 0.238 (1, 7)	4-3			1B				S BB		3	0	0	0	0	2	3											
Doug Flynn, R OBP: 0.255, SLG: 0.327 (1, 4)				K				K		0	0	0	0	0	0	0											
Pete Falcone, L OBP: 0.238, SLG: 0.200 Bruce Boesch, L OBP: 0.238, SLG: 0.320 Wayne Twitchell, R OBP: 0.400, SLG: 0.400 Ed Kwanoski, L OBP: 0.256, SLG: 0.294 Sergio Ferrer, S Jeff Reardon, R (8, PH)	1-3							CS 1B		1	0	0	0	0	0	0											
Inning Stats	R: 0 E: 0 K: 1 S: 6	H: 2 LOB: 1 BB: 0 P: 6	R: 0 E: 0 K: 0 S: 3	H: 0 LOB: 0 BB: 0 P: 3	R: 0 E: 0 K: 0 S: 3	H: 0 LOB: 0 BB: 0 P: 3	R: 1 E: 0 K: 1 S: 8	H: 3 LOB: 2 BB: 0 P: 8	R: 0 E: 0 K: 1 S: 5	H: 0 LOB: 0 BB: 0 P: 5	R: 0 E: 0 K: 0 S: 3	H: 1 LOB: 1 BB: 0 P: 3	R: 0 E: 0 K: 1 S: 5	H: 0 LOB: 1 BB: 1 P: 9	R: 0 E: 0 K: 1 S: 5	H: 1 LOB: 1 BB: 0 P: 5	R: 1 E: 0 K: 0 S: 3	H: 2 LOB: 1 BB: 0 P: 3	1B: 8 2B: 1 3B: 0 HR: 0	SF: 0 SAC: 0 DP: 1 HBP: 0	WP: 0 PB: 0 CS: 1	PA: 32					
PITCHER	IP	WLS	BF	H	R	ER	SO	BB	IBB	HBP	BLK	WP	HR	S	P	ERA	WHIP										
Tony Brizzolara, R ERA: 5.68 Joey McLaughlin, R ERA: 1.13 Gene Garber, R ERA: 3.67	4.0		16	5	1	1	2	0	0	0	0	0	0	8	8	0.00	0.500										
	2.0		6	1	0	0	1	0	0	0	0	0	0	8	8	0.00	0.500										
	2.1	L	10	3	1	1	2	1	0	0	0	0	0	13	17	3.86	1.714										

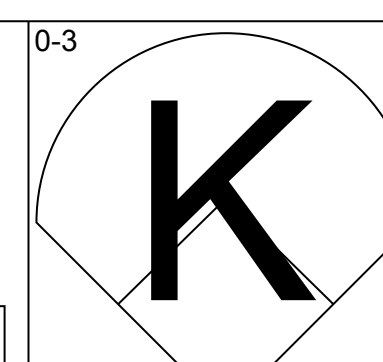
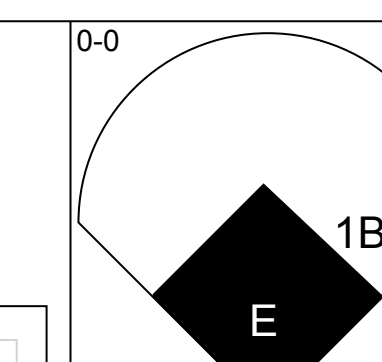
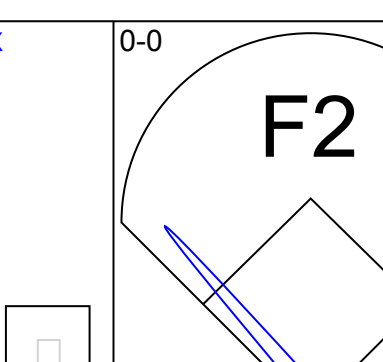
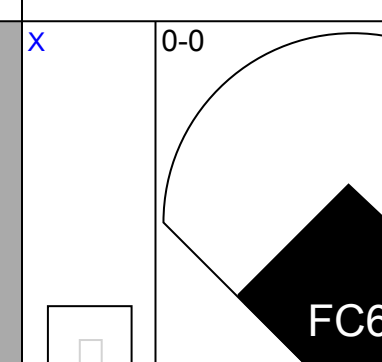
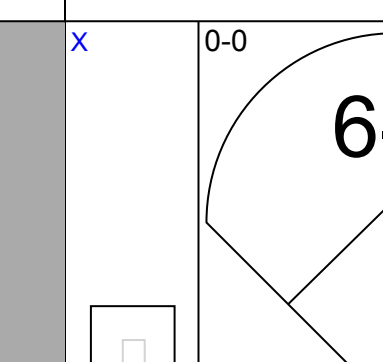
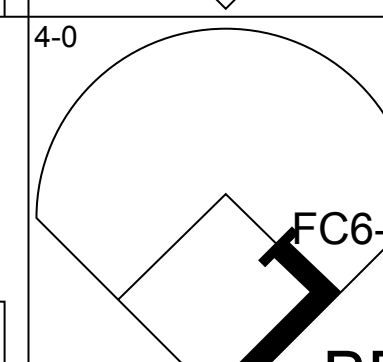
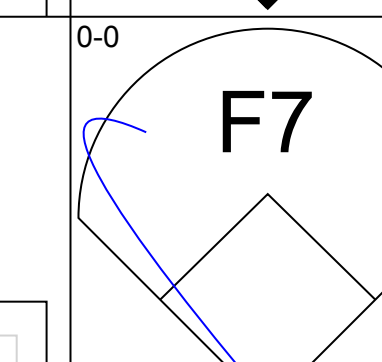
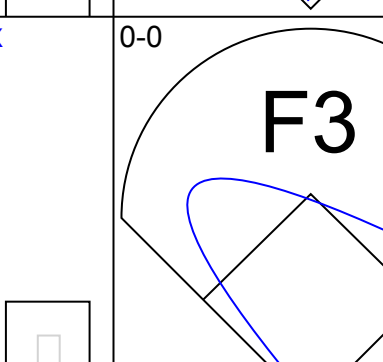
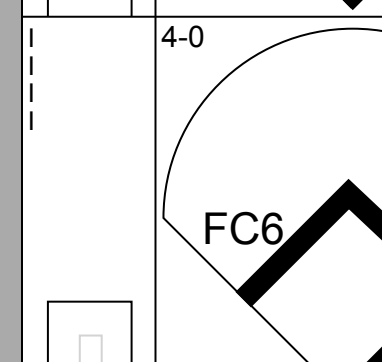
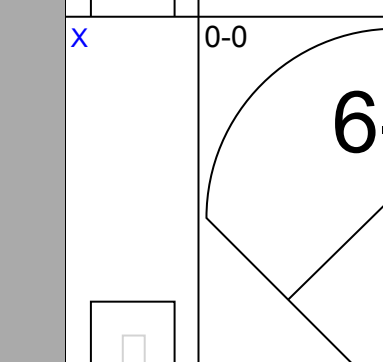
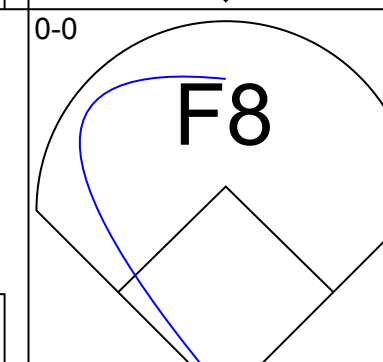
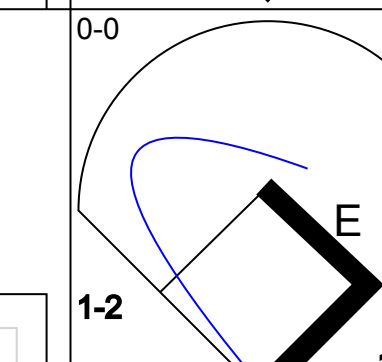

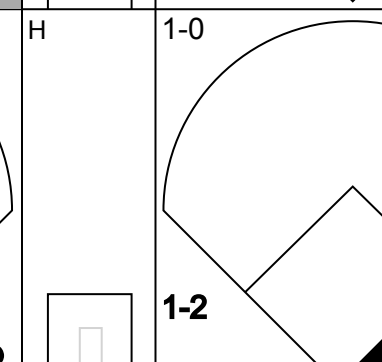
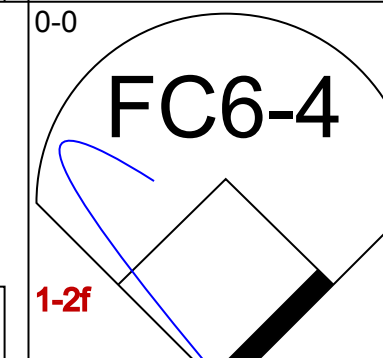
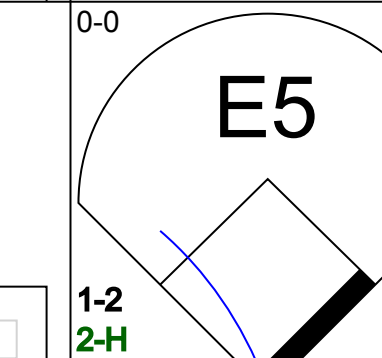

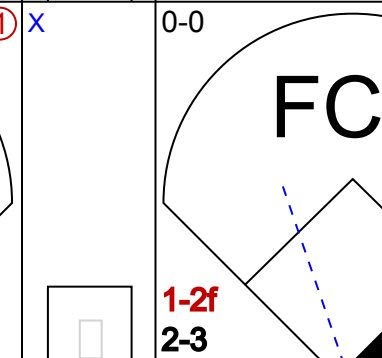
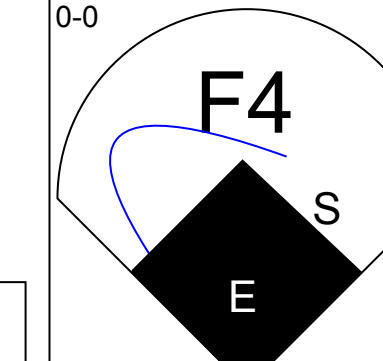
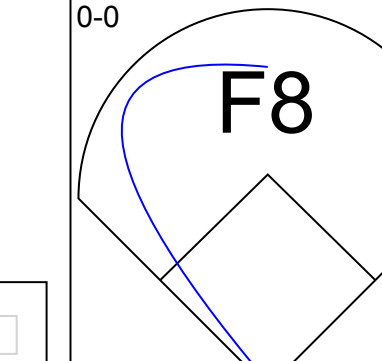

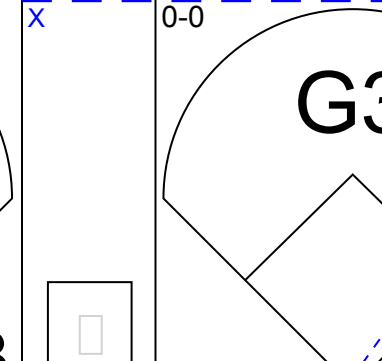
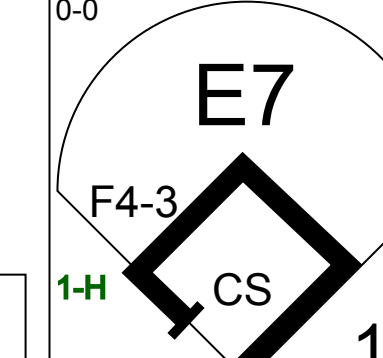
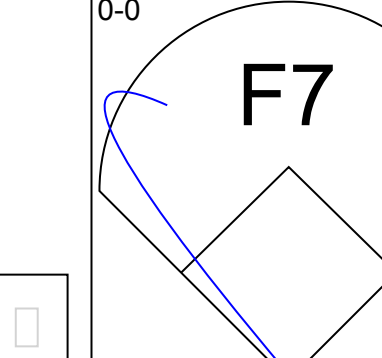
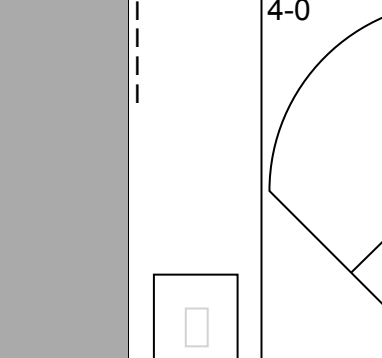
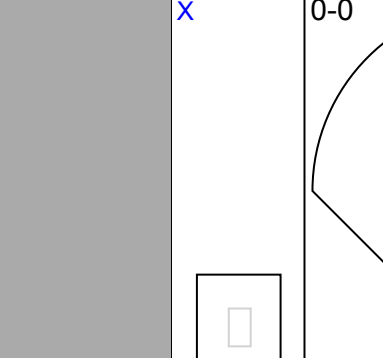
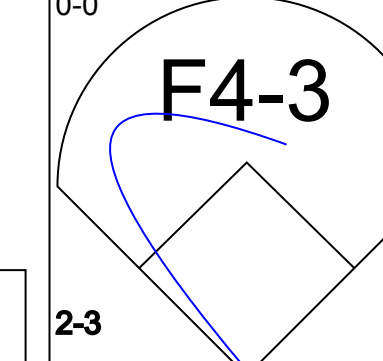
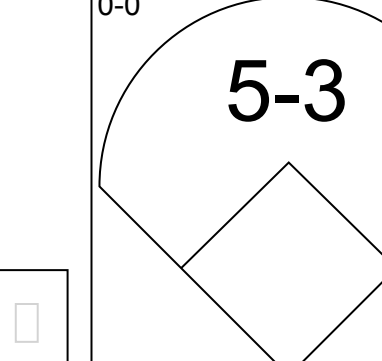
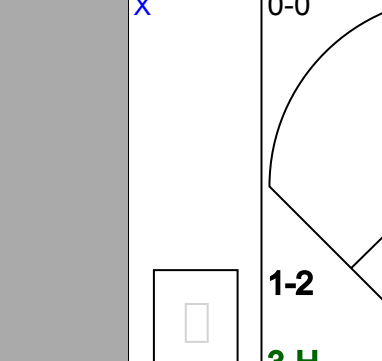
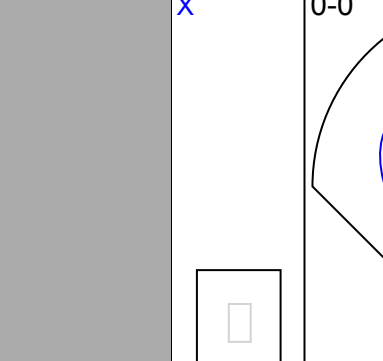

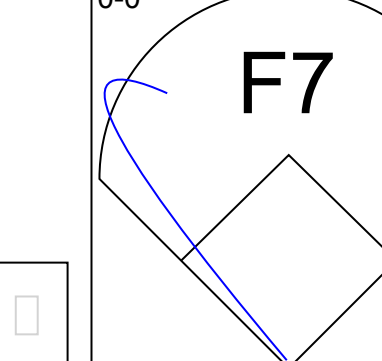
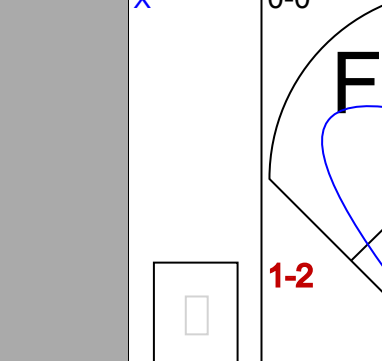
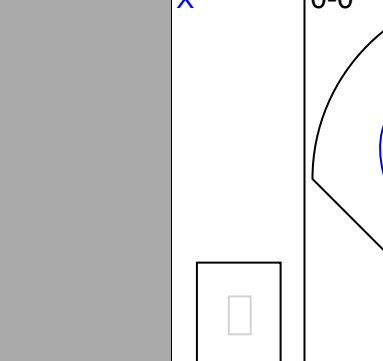
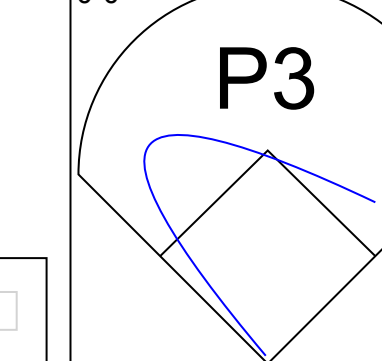
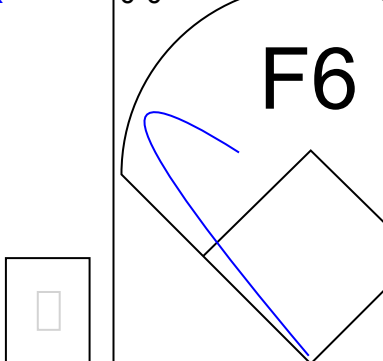
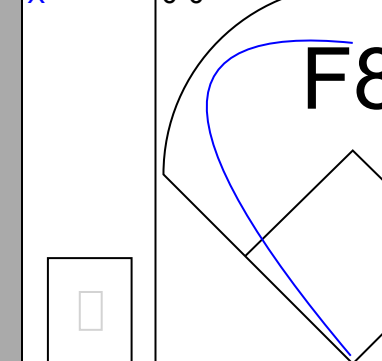
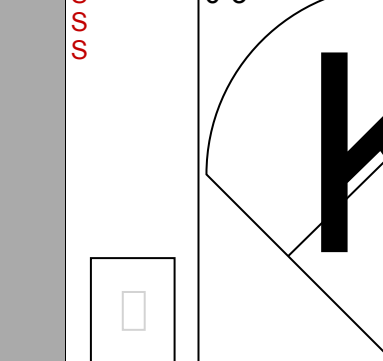
Atlanta Braves @ New York Mets
Shea Stadium, Flushing, NY
Mon Aug 27 1979, 3:33 AM EDT
Att: 12,133 - Unknown

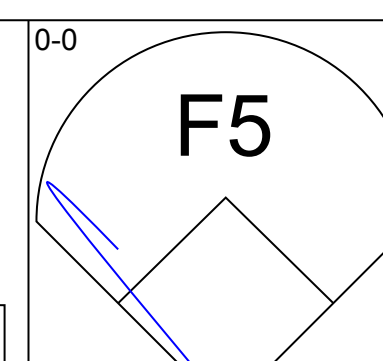
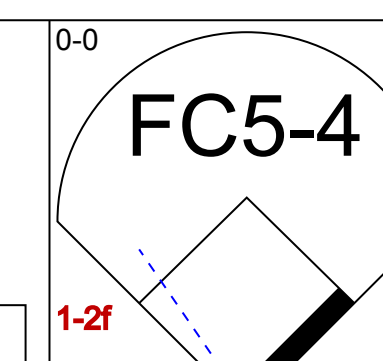
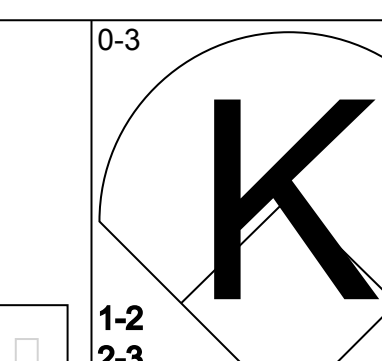
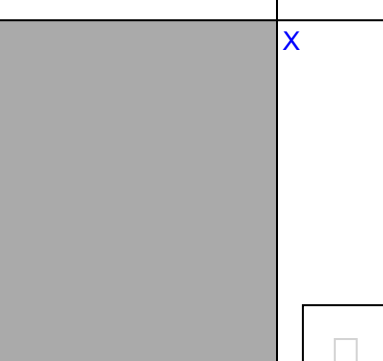
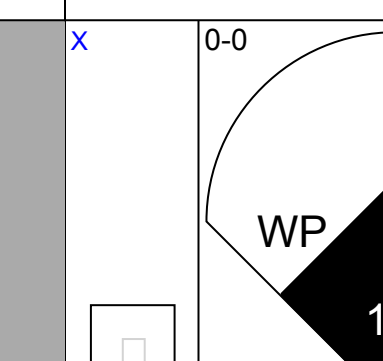
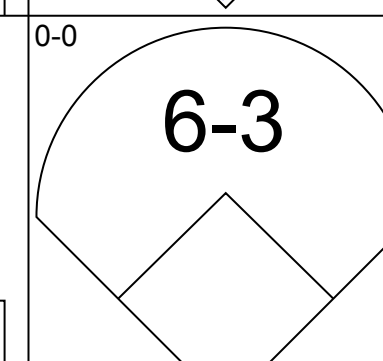
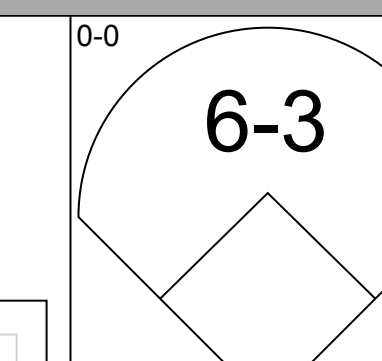
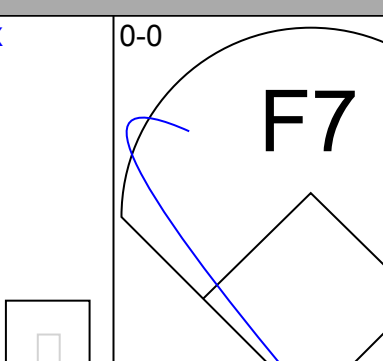
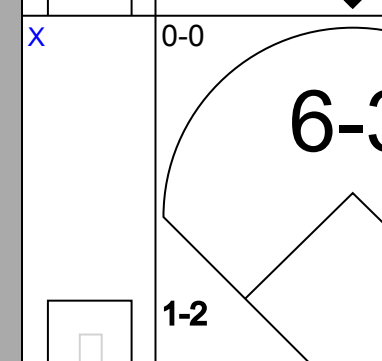
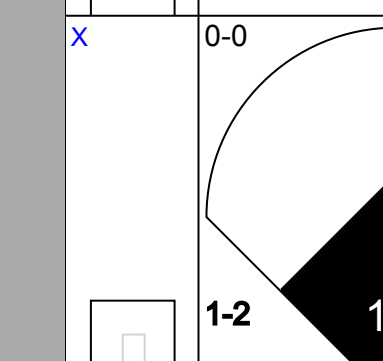
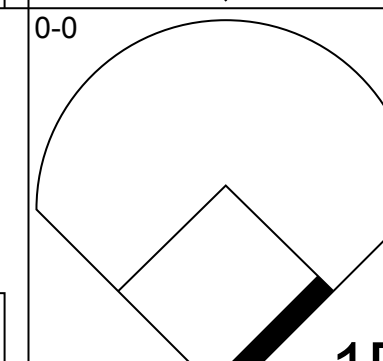
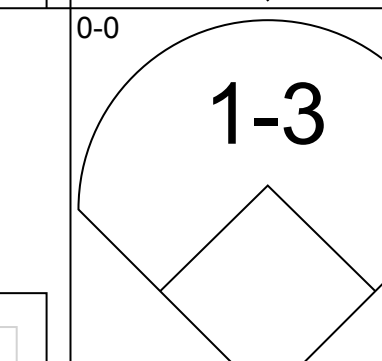
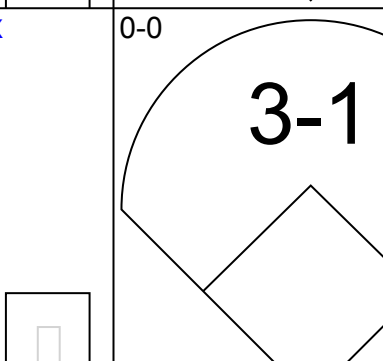
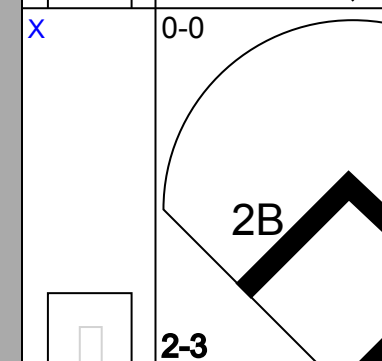
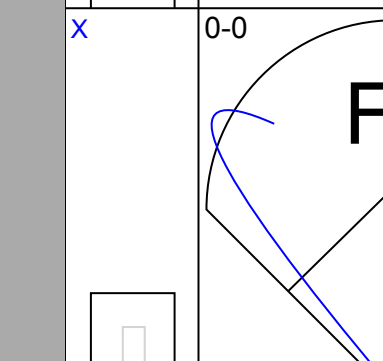
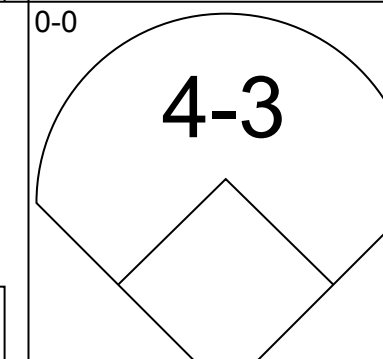
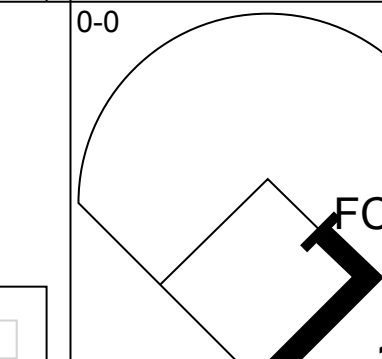
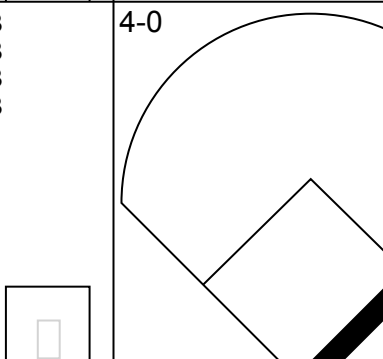
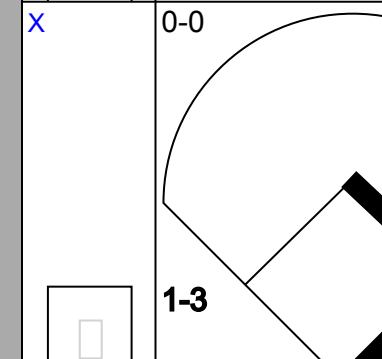
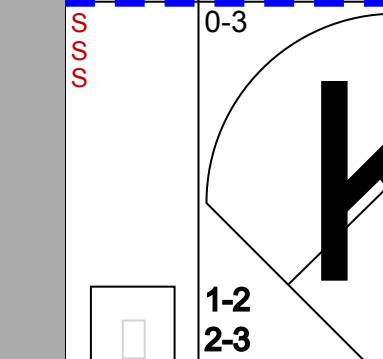
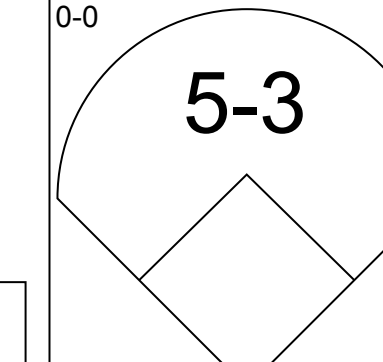
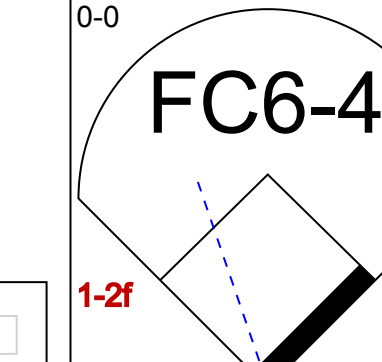
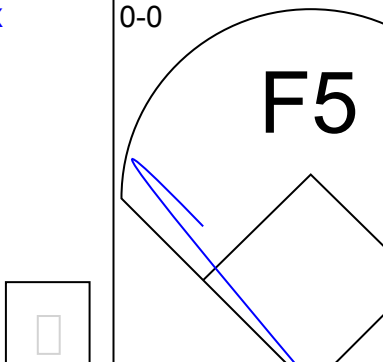
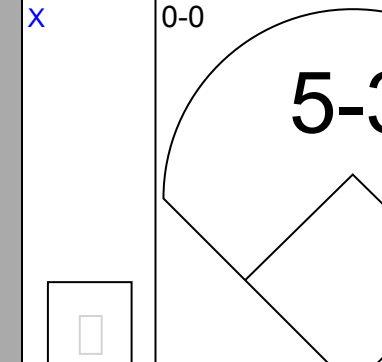
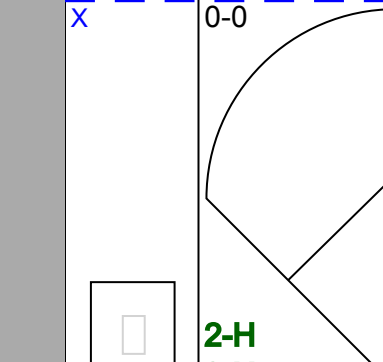
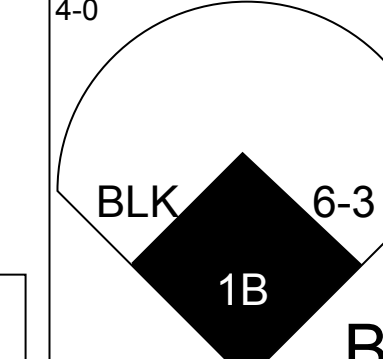
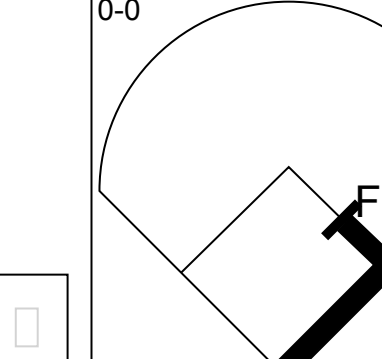
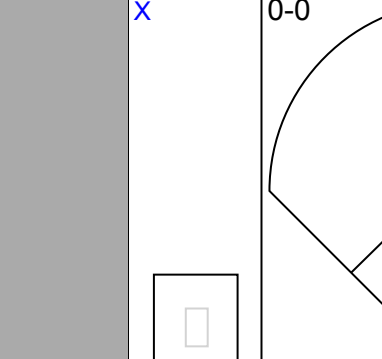
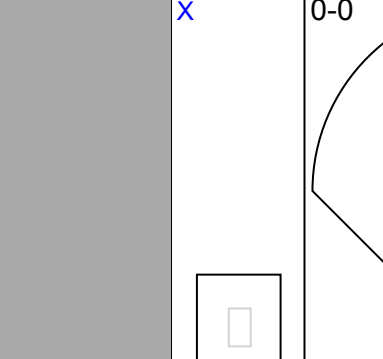
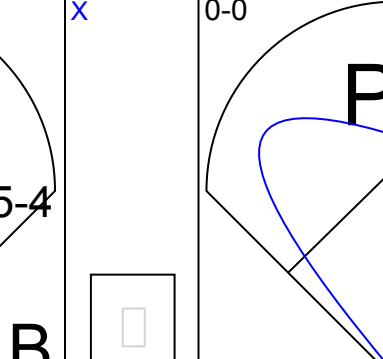
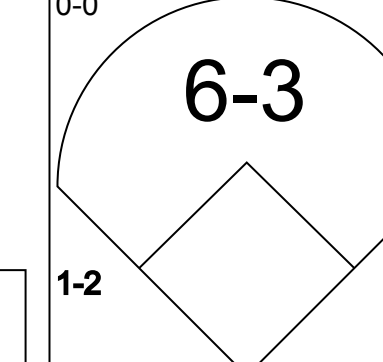
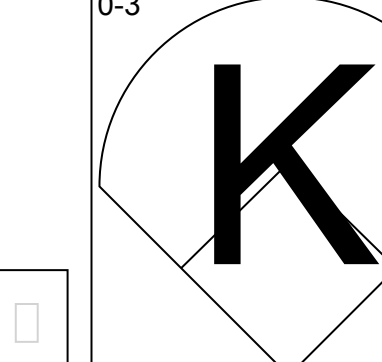
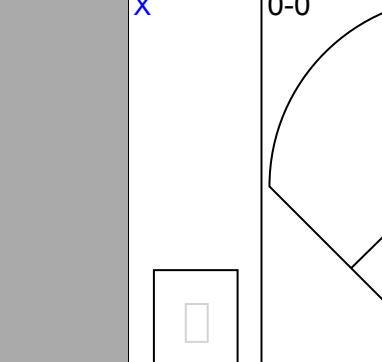
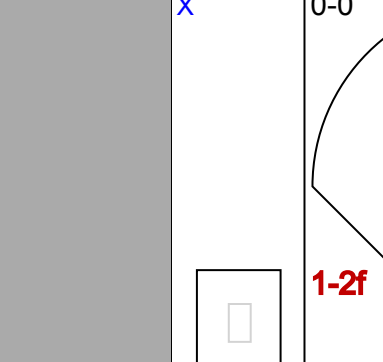
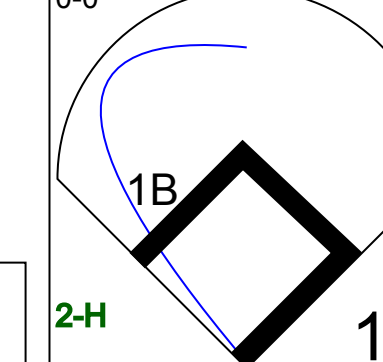
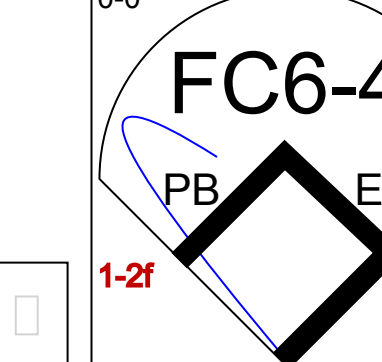
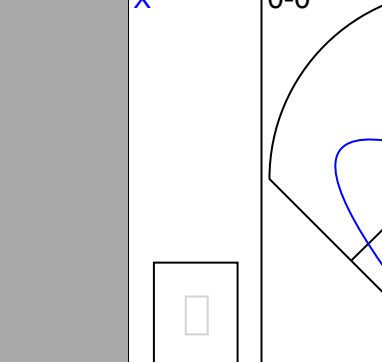
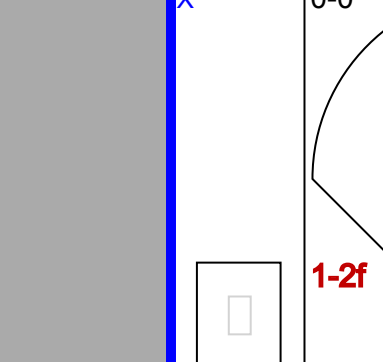
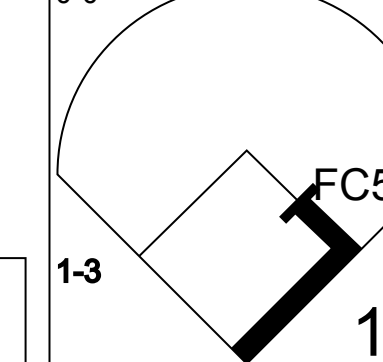
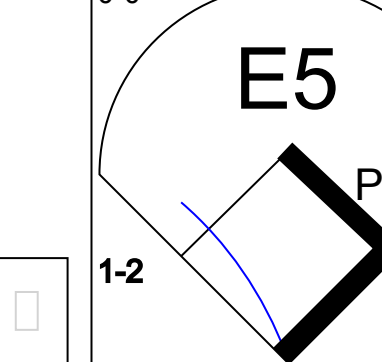

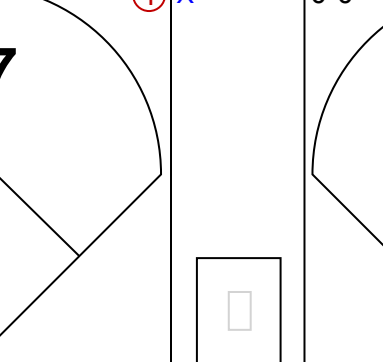
AB 31
R 2
H 9
RBI 2
BB 1
SO 5
LOB 12



Batter	1	2	3	4	5	6	7	8	9	AB	R	H	RBI	BB	SO	LOB	TOP								
Jerry Royster, R OBP: 0.328, SLG: 0.328 (1,4)	5-3		K	1-3		FC6-4		1B		5	0	1	1	0	1	4	Atlanta Braves @ New York Mets Shea Stadium, Flushing, NY Tue Aug 28 1979, 7:05 PM EDT Att: 6,586 - Unknown AB 35 R 6 H 13 RBI 6 BB 3 SO 5 LOB 14 								
Gary Matthews, R OBP: 0.371, SLG: 0.535 (1,9)	6-3		F9		3-1		5-3-5	2B	SF8	5	1	2	0	0	0	1									
Dale Murphy, R OBP: 0.364, SLG: 0.496 (1,3)	HR		K		1B		5-3-5	2B	SF8	4	1	2	2	0	1	2									
Jeff Burroughs, R OBP: 0.350, SLG: 0.351 Bary Bonnell, R OBP: 0.305, SLG: 0.424 (9,7)	1B			2B	1B	K		2B	K	4	1	2	0	1	2	1									
Rowland Office, L OBP: 0.328, SLG: 0.342 (1,8)	K			1B	2B	G3		FC5-4	F7	4	1	1	0	1	1	2									
Pepe Frias, R OBP: 0.307, SLG: 0.347 (1,6)		6-3		1-3		6-3		FC5-4		4	0	0	0	0	0	4									
Darrel Chaney, S OBP: 0.253, SLG: 0.167 (1,5)		F4-3		1B	IBB	F4-3		F7		3	0	0	0	1	0	0									
Bruce Benedict, R OBP: 0.326, SLG: 0.284 (1,2)		F5		1-2	2-3	3-H		1B	SH2-4	4	2	3	1	0	0	0									
Phil Niekro, R OBP: 0.216, SLG: 0.245 Gene Garber, R OBP: 0.500, SLG: 0.333 Larry Bradford, R OBP: 0.307, SLG: 0.375 (8,1)				SF9		FC6-4		SH2-4		2	0	2	2	0	0	0									
Joey McLaughlin, R OBP: 0.250, SLG: 0.375 (8,1)				1B	3-H	1B		1B		0	0	0	0	0	0	0									
Joey McLaughlin, R OBP: 0.250, SLG: 0.375 (8,1)				1B	3-H	1B		1B		0	0	0	0	0	0	0									
Joey McLaughlin, R OBP: 0.250, SLG: 0.375 (8,1)				1B	3-H	1B		1B		0	0	0	0	0	0	0									
Joey McLaughlin, R OBP: 0.250, SLG: 0.375 (8,1)				1B	3-H	1B		1B		0	0	0	0	0	0	0									
Joey McLaughlin, R OBP: 0.250, SLG: 0.375 (8,1)				1B	3-H	1B		1B		0	0	0	0	0	0	0									
Joey McLaughlin, R OBP: 0.250, SLG: 0.375 (8,1)				1B	3-H	1B		1B		0	0	0	0	0	0	0									
Joey McLaughlin, R OBP: 0.250, SLG: 0.375 (8,1)				1B	3-H	1B		1B		0	0	0	0	0	0	0									
Joey McLaughlin, R OBP: 0.250, SLG: 0.375 (8,1)				1B	3-H	1B		1B		0	0	0	0	0	0	0									
Joey McLaughlin, R OBP: 0.250, SLG: 0.375 (8,1)				1B	3-H	1B		1B		0	0	0	0	0	0	0									
Inning Stats	R: 1 E: 0 K: 1 S: 7	H: 2 LOB: 1 BB: 0 P: 7	R: 0 E: 0 K: 0 S: 3	H: 0 LOB: 0 BB: 0 P: 3	R: 0 E: 0 K: 2 S: 8	H: 1 LOB: 1 BB: 0 P: 8	R: 2 E: 0 K: 0 S: 5	H: 2 LOB: 2 BB: 2 P: 13	R: 0 E: 0 K: 1 S: 6	H: 1 LOB: 1 BB: 0 P: 6	R: 1 E: 0 K: 0 S: 5	H: 2 LOB: 1 BB: 0 P: 5	R: 0 E: 0 K: 0 S: 4	H: 2 LOB: 2 BB: 1 P: 8	R: 1 E: 0 K: 0 S: 4	H: 2 LOB: 1 BB: 0 P: 4	R: 1 E: 0 K: 1 S: 6	H: 1 LOB: 0 BB: 0 P: 6	1B: 7 2B: 5 3B: 1 HR: 1	SF: 2 SAC: 1 DP: 1 HBP: 0	WP: 0 PB: 0 SB: 1 CS: 0	PA: 41			
PITCHER	IP	WLS	BF	H	R	ER	SO	BB	IBB	HBP	BLK	WP	HR	S	P	ERA	WHIP								
Dock Ellis, R ERA: 6.17 (1,1)	7.0	L	33	10	4	4	4	1	2	0	0	0	1	38	50	5.14	1.571								
Jeff Reardon, R ERA: 9.0 (8,1)	1.0		4	2	1	1	0	0	0	0	0	0	0	4	4	9.00	2.000								
Neil Allen, R ERA: 4.24 (9,1)	1.0		4	1	1	1	1	0	0	0	0	0	0	6	6	9.00	1.000								

Batter	1	2	3	4	5	6	7	8	9	AB	R	H	RBI	BB	SO	LOB	BOTTOM								
Gil Flores, R OBP: 0.259, SLG: 0.247 Ed Kranepool, L OBP: 0.307, SLG: 0.313 (1,9)	4-3		1-3			6-3		K	K	3	0	0	0	0	1	1	Atlanta Braves @ New York Mets Shea Stadium, Flushing, NY Tue Aug 28 1979, 7:05 PM EDT Att: 6,586 - Unknown AB 35 R 4 H 12 RBI 4 BB 0 SO 7 LOB 14 								
Frank Taveras, R OBP: 0.293, SLG: 0.339 (1,6)	L4		CS		6-3	HBP		1B		4	1	2	0	0	0	1									
Lee Mazzilli, S OBP: 0.400, SLG: 0.461 (1,8)	E	S	CS		G6-4-3		E3	1B	SF8	4	1	3	1	0	0	1									
John Stearns, R OBP: 0.322, SLG: 0.376 (1,2)	K		1-2		G6-4-3		G1-4-3	2-3	3-H	4	0	1	1	0	1	4									
Richie Hebner, L OBP: 0.343, SLG: 0.356 (1,3)			K		4-3		F8	SF8		3	0	1	1	0	1	0									
Joel Youngblood, R OBP: 0.357, SLG: 0.482 (1,7)			CS		6-3	F4-3		1B		4	1	3	0	0	0	1									
Alex Trevino, R OBP: 0.373, SLG: 0.371 Neil Allen, R OBP: 0.307, SLG: 0.375 (8,1)			1-2		6-3		6-3	K		4	0	1	0	0	1	4									
Doug Flynn, R OBP: 0.275, SLG: 0.336 (1,4)			K		F4-3		F1-3		F1-3	4	0	0	1	0	1	2									
Dock Ellis, S OBP: 0.120, SLG: 0.083 Jeff Reardon, R ERA: 4.37 Elliott Maddox, R OBP: 0.356, SLG: 0.342 (8,PH) (9,5)			F9		F7			2B	K	2	0	0	0	0	0	0									
Elliott Maddox, R OBP: 0.356, SLG: 0.342 (9,5)			F9		F7			2B	K	2	1	1	0	0	1	0									
Elliott Maddox, R OBP: 0.356, SLG: 0.342 (9,5)			F9		F7			2B	K	2	1	1	0	0	1	0									
Elliott Maddox, R OBP: 0.356, SLG: 0.342 (9,5)			F9		F7			2B	K	2	1	1	0	0	1	0									
Elliott Maddox, R OBP: 0.356, SLG: 0.342 (9,5)			F9		F7			2B	K	2	1	1	0	0	1	0									
Elliott Maddox, R OBP: 0.356, SLG: 0.342 (9,5)			F9		F7			2B	K	2	1	1	0	0	1	0									
Elliott Maddox, R OBP: 0.356, SLG: 0.342 (9,5)			F9		F7			2B	K	2	1	1	0	0	1	0									
Elliott Maddox, R OBP: 0.356, SLG: 0.342 (9,5)			F9		F7			2B	K	2	1	1	0	0	1	0									
Elliott Maddox, R OBP: 0.356, SLG: 0.342 (9,5)			F9		F7			2B	K	2	1	1	0	0	1	0									
Elliott Maddox, R OBP: 0.356, SLG: 0.342 (9,5)			F9		F7			2B	K	2	1	1	0	0	1	0									
Inning Stats	R: 0 E: 0 K: 1 S: 6	H: 1 LOB: 1 BB: 0 P: 6	R: 0 E: 0 K: 2 S: 8	H: 2 LOB: 1 BB: 0 P: 8	R: 0 E: 0 K: 0 S: 3	H: 1 LOB: 0 BB: 0 P: 3	R: 0 E: 0 K: 0 S: 3	H: 1 LOB: 0 BB: 0 P: 3	R: 1 E: 0 K: 0 S: 4	H: 1 LOB: 0 BB: 0 P: 4	R: 0 E: 0 K: 0 S: 3	H: 1 LOB: 1 BB: 0 P: 4	R: 0 E: 0 K: 0 S: 4	H: 1 LOB: 1 BB: 0 P: 4	R: 3 E: 1 K: 2 S: 12	H: 4 LOB: 2 BB: 0 P: 12	R: 0 E: 0 K: 2 S: 7	H: 0 LOB: 0 BB: 0 P: 7	1B: 9 2B: 3 3B: 0 HR: 0	SF: 1 SAC: 0 DP: 2 HBP: 1	WP: 0 PB: 0 SB: 1 CS: 2	PA: 38			
PITCHER	IP	WLS	BF	H	R	ER	SO	BB	IBB	HBP	BLK	WP	HR	S	P	ERA	WHIP								
Phil Niekro, R ERA: 3.58 (1,1)	7.0	W	26	8	1	1	3	0	0	1	0	0	0	31	32	1.29	1.143								
Gene Garber, R ERA: 4.37 (8,1)	0.1		5	3	3	2	1	0	0	0	0	0	0	7	7	54.00	9.000								
Larry Bradford, L ERA: (8,1)	0.1		1	0	0	0	0	0	0	0	0	0	0	1	1	0.00	0.000								
Joey McLaughlin, R ERA: 2.13 (8,1)	1.1	S	5	1	0	0	3	0	0	0	0	0	0	11	11	0.00	0.750								

Batter	1	2	3	4	5	6	7	8	9	AB	R	H	RBI	BB	SO	LOB	TOP					
Jerry Royster, R OBP: 0.329, SLG: 0.333 (1, 4)										5	2	2	0	0	1	0	<p>Atlanta Braves @ New York Mets Shea Stadium, Flushing, NY Wed Aug 29 1979, 3:33 AM EDT Att: 6,602 - Unknown</p>					
Gary Matthews, R OBP: 0.371, SLG: 0.532 (1, 9)										3	0	0	0	2	0	1						
Dale Murphy, R OBP: 0.369, SLG: 0.498 (1, 3)										3	1	2	0	0	0	1						
Jeff Burroughs, R OBP: 0.347, SLG: 0.348 Bary Bonnell, R OBP: 0.305, SLG: 0.424 (1, 7) (9, 7)										4	0	0	1	0	0	5						
Rowland Office, L OBP: 0.327, SLG: 0.348 (1, 8)										4	2	1	1	0	0	4						
Joe Nolan, L OBP: 0.332, SLG: 0.357 (1, 2)										3	0	2	1	1	0	0						
Pepe Frias, R OBP: 0.307, SLG: 0.346 (1, 6)										4	0	1	1	0	0	1						
Darrel Chaney, S OBP: 0.242, SLG: 0.159 (1, 5)										4	0	0	0	0	1	3						
Rick Matula, R OBP: 0.067, SLG: 0.045 Larry Bradford, R OBP: 0.250, SLG: 0.375 Joey McLaughlin, R OBP: 0.250, SLG: 0.375 (1, 1) (9, 1) (9, 1)										4	0	0	0	0	1	0						
Inning Stats	R: 0 E: 0 K: 1 S: 5	H: 0 LOB: 1 BB: 1 P: 9	R: 1 E: 2 K: 1 S: 6	H: 1 LOB: 0 BB: 0 P: 6	R: 1 E: 1 K: 0 S: 6	H: 2 LOB: 2 BB: 0 P: 6	R: 0 E: 0 K: 0 S: 3	H: 0 LOB: 0 BB: 0 P: 3	R: 0 E: 0 K: 0 S: 3	H: 0 LOB: 0 BB: 0 P: 3	R: 2 E: 0 K: 0 S: 5	H: 3 LOB: 1 BB: 1 P: 9	R: 1 E: 0 K: 0 S: 4	H: 1 LOB: 2 BB: 0 P: 9	R: 0 E: 0 K: 0 S: 3	H: 1 LOB: 0 BB: 0 P: 3		R: 0 E: 0 K: 1 S: 5	H: 0 LOB: 0 BB: 0 P: 5	1B: 6 2B: 0 3B: 2 HR: 0	SF: 0 SAC: 0 DP: 1 HBP: 1	WP: 0 PB: 0 SB: 1 CS: 1
PITCHER	IP WLS BF H R ER SO BB IBB HBP BLK WP HR S P ERA WHIP																					
Ray Burris, R ERA: 5.29 (1, 1)	6.2 L 31 7 5 3 2 1 2 1 0 0 0 0 31 44 4.05 1.200																					
Ed Glynn, L ERA: 3.21 (7, 1)	1.1 4 1 0 0 0 0 0 0 0 0 0 0 4 4 0.00 0.750																					
Dale Murray, R ERA: 4.82 (9, 1)	1.0 3 0 0 0 0 1 0 0 0 0 0 0 5 5 0.00 0.000																					

Batter	1	2	3	4	5	6	7	8	9	AB	R	H	RBI	BB	SO	LOB	BOTTOM			
Frank Taveras, R OBP: 0.294, SLG: 0.340 (1, 6)										5	2	2	0	0	1	4	<p>Atlanta Braves @ New York Mets Shea Stadium, Flushing, NY Wed Aug 29 1979, 3:33 AM EDT Att: 6,602 - Unknown</p>			
Alex Trevino, R OBP: 0.388, SLG: 0.366 (1, 2) (7, 4)										5	1	1	0	0	0	1				
Lee Mazzilli, S OBP: 0.400, SLG: 0.461 (1, 8)										5	0	2	0	0	0	2				
Richie Hebner, L OBP: 0.345, SLG: 0.360 (1, 5)										4	0	2	1	1	1	3				
Joel Youngblood, R OBP: 0.356, SLG: 0.479 (1, 9)										5	0	1	2	0	0	4				
Ed Kranepool, L OBP: 0.319, SLG: 0.320 (1, 3)										4	1	2	0	1	0	1				
John Stearns, R OBP: 0.320, SLG: 0.373 (1, 7) (7, 2)										4	0	0	0	0	1	3				
Doug Flynn, R OBP: 0.275, SLG: 0.336 Ed Glynn, R OBP: 0.275, SLG: 0.175 Ron Hodges, L OBP: 0.275, SLG: 0.175 Dale Murray, R (1, 4) (7, 1) (8, PH) (9, 1)										3	0	1	1	0	0	1				
Ray Burris, R OBP: 0.333, SLG: 0.200 Elliott Maddox, R OBP: 0.350, SLG: 0.336 (1, 1) (7, 7)										2	0	1	0	0	0	1				
Inning Stats	R: 0 E: 0 K: 0 S: 4	H: 1 LOB: 1 BB: 0 P: 4	R: 1 E: 0 K: 0 S: 5	H: 2 LOB: 2 BB: 1 P: 9	R: 0 E: 0 K: 2 S: 9	H: 1 LOB: 1 BB: 0 P: 9	R: 0 E: 1 K: 0 S: 3	H: 0 LOB: 0 BB: 1 P: 7	R: 0 E: 0 K: 0 S: 3	H: 0 LOB: 0 BB: 0 P: 3	R: 1 E: 0 K: 0 S: 6	H: 3 LOB: 2 BB: 0 P: 6	R: 0 E: 0 K: 0 S: 4	H: 1 LOB: 1 BB: 0 P: 4	R: 2 E: 0 K: 1 S: 8	H: 3 LOB: 1 BB: 0 P: 8		1B: 11 2B: 1 3B: 0 HR: 0	SF: 0 SAC: 0 DP: 0 HBP: 0	WP: 2 PB: 1 SB: 0 CS: 0
PITCHER	IP WLS BF H R ER SO BB IBB HBP BLK WP HR S P ERA WHIP																			
Rick Matula, R ERA: 3.89 (1, 1)	11 4 4 2 4 2 2 0 0 0 0 1 0 41 49 4.32 1.560																			
Larry Bradford, L ERA: (9, 1)	0.1 1 0 0 0 1 0 0 0 0 0 1 0 3 3 0.00 0.000																			
Joey McLaughlin, R ERA: 2.11 (9, 1)	0.1 S 2 1 0 0 0 0 0 0 0 0 0 0 2 2 0.00 3.000																			

AB 34
R 5
H 8
RBI 4
BB 3
SO 3
LOB 15



AB 40
R 4
H 12
RBI 4
BB 2
SO 3
LOB 22



Batter	1	2	3	4	5	6	7	8	9	AB	R	H	RBI	BB	SO	LOB	TOP			
Joel Youngblood, R OBP: 0.353, SLG: 0.475 (1, 7)	F7		F8			F7			P6	4	0	0	0	0	0	0				
Frank Taveras, R OBP: 0.294, SLG: 0.339 (1, 6)	FC4-6 1B			F8		F6			P4	4	0	1	0	0	0	0				
Lee Mazzilli, S OBP: 0.399, SLG: 0.459 (1, 8)	FC4-6 1-2			F8		BB 1B			K	4	0	1	0	0	1	1				
Richie Hebner, L OBP: 0.345, SLG: 0.358 (7, 3)	F9			K						2	0	0	0	1	1					
John Stearns, R OBP: 0.318, SLG: 0.370 (1, 2)		6-3								3	0	0	0	0	0	2				
Ed Kranepool, L OBP: 0.314, SLG: 0.314 (1, 3)		P4								2	0	0	0	0	0					
Elliott Maddox, R OBP: 0.348, SLG: 0.333 (7, 5)				G3					F8	1	0	0	0	0	2					
Dan Norman, R OBP: 0.250, SLG: 0.262 (1, 9)				F8						3	0	0	0	0	0					
Doug Flynn, R OBP: 0.276, SLG: 0.336 (1, 4)				F4-3		F6-3				3	0	1	0	0	0					
Craig Swan, R OBP: 0.203, SLG: 0.162 (1, 1)										2	0	0	0	0	2	0				
Alex Trevino, R OBP: 0.366, SLG: 0.363 (8, PH)				K					G5-4-3 1B	1	0	0	0	0	0	1				
Andy Hassler, L OBP: 0.366, SLG: 0.363 (8, 1)									G5-4-3 1-2	0	0	0	0	0	0	0				
Inning Stats	R: 0 E: 0 K: 0 S: 4	H: 1 LOB: 1 BB: 0 P: 4	R: 0 E: 0 K: 0 S: 3	H: 0 LOB: 0 BB: 0 P: 3	R: 0 E: 0 K: 1 S: 5	H: 0 LOB: 0 BB: 0 P: 5	R: 0 E: 0 K: 0 S: 3	H: 0 LOB: 0 BB: 0 P: 3	R: 0 E: 0 K: 0 S: 5	H: 0 LOB: 0 BB: 0 P: 5	R: 0 E: 0 K: 0 S: 4	H: 1 LOB: 2 BB: 1 P: 8	R: 0 E: 0 K: 0 S: 3	H: 1 LOB: 0 BB: 0 P: 3	R: 0 E: 0 K: 1 S: 5	H: 0 LOB: 0 BB: 0 P: 5	1B: 3 2B: 0 3B: 0 HR: 0	SF: 0 SAC: 0 DP: 1 HBP: 0	WP: 0 PB: 0 SB: 0 CS: 0	PA: 30
PITCHER	IP WLS BF H R ER SO BB IBB HBP BLK WP HR S P ERA WHIP																			
Ken Forsch, R ERA: 3.23 (1, 1)	5.0 W 16 1 0 0 2 0 0 0 0 0 0 20 20 0.00 0.200																			
Randy Niemann, L ERA: 3.47 (6, 1)	3.0 11 2 0 0 1 1 0 0 0 0 0 12 16 0.00 1.000																			
Joe Sambito, L ERA: 1.43 (9, 1)	1.0 S 3 0 0 0 1 0 0 0 0 0 0 5 5 0.00 0.000																			

New York Mets @ Houston Astros
Astrodome, Houston, TX
Fri Aug 31 1979, 8:05 PM EDT
Att: 19,863 - Unknown

AB 29
R 0
H 3
RBI 0
BB 1
SO 4
LOB 7



Batter	1	2	3	4	5	6	7	8	9	AB	R	H	RBI	BB	SO	LOB	BOTTOM			
Cesar Cedeno, R OBP: 0.363, SLG: 0.388 (1, 3)	6-3		E9 WP 1B					F9		3	0	1	0	1	0	0				
Craig Reynolds, L OBP: 0.291, SLG: 0.343 (1, 6)	6-3		SF9			P6		K WP		3	0	0	1	0	1	1				
Terry Puhl, L OBP: 0.350, SLG: 0.380 (1, 8)	6-3		F6			6-3		F4-3		4	0	0	0	0	0	2				
Jose Cruz, L OBP: 0.373, SLG: 0.426 (1, 7)		F7	3-1			F4-3				3	0	0	0	0	1					
Enos Cabell, R OBP: 0.296, SLG: 0.356 (1, 5)		F4				F9				3	0	1	0	0	0					
Jeffrey Leonard, R OBP: 0.362, SLG: 0.369 (1, 9)		E 2B		5-3				1-3		3	1	1	0	0	0	1				
Bruce Bochy, R OBP: 0.262, SLG: 0.278 (1, 2)		E9 2H		K				F8		3	0	0	0	0	1					
Rafael Landestoy, S OBP: 0.279, SLG: 0.240 (1, 4)		F7		3-1				F4-3		3	0	0	0	0	2					
Ken Forsch, R OBP: 0.245, SLG: 0.200 (1, 1)										0	1	0	0	1	0	0				
Danny Heep, L OBP: 0.188, SLG: 0.133 (5, PH)										1	0	0	0	0	0	0				
Randy Niemann, L OBP: 0.188, SLG: 0.133 (6, 1)										0	0	0	0	0	0	0				
Jesus Alou, R OBP: 0.289, SLG: 0.265 (8, PH)										1	0	0	0	0	1	0				
Joe Sambito, L OBP: 0.545, SLG: 0.429 (9, 1)										0	0	0	0	0	0	0				
Inning Stats	R: 0 E: 0 K: 0 S: 3	H: 0 LOB: 0 BB: 0 P: 3	R: 1 E: 1 K: 0 S: 5	H: 1 LOB: 1 BB: 0 P: 5	R: 1 E: 1 K: 0 S: 4	H: 1 LOB: 1 BB: 1 P: 8	R: 0 E: 0 K: 1 S: 6	H: 1 LOB: 1 BB: 0 P: 6	R: 0 E: 0 K: 0 S: 2	H: 0 LOB: 0 BB: 1 P: 6	R: 0 E: 0 K: 0 S: 3	H: 0 LOB: 0 BB: 0 P: 3	R: 0 E: 0 K: 2 S: 8	H: 0 LOB: 1 BB: 0 P: 8	R: 0 E: 0 K: 0 S: 8	H: 0 LOB: 0 BB: 0 P: 8	1B: 1 2B: 2 3B: 0 HR: 0	SF: 1 SAC: 0 DP: 0 HBP: 0	WP: 3 PB: 0 SB: 0 CS: 1	PA: 30
PITCHER	IP WLS BF H R ER SO BB IBB HBP BLK WP HR S P ERA WHIP																			
Craig Swan, R ERA: 3.18 (1, 1)	7.0 L 26 3 2 0 0 2 0 0 0 0 2 0 26 34 0.00 0.714																			
Andy Hassler, L ERA: 4.72 (8, 1)	1.0 4 0 0 0 2 0 0 0 0 0 2 0 8 8 0.00 0.000																			

New York Mets @ Houston Astros
Astrodome, Houston, TX
Fri Aug 31 1979, 8:05 PM EDT
Att: 19,863 - Unknown

AB 27
R 2
H 3
RBI 1
BB 2
SO 3
LOB 8



Batter	1	2	3	4	5	6	7	8	9	AB	R	H	RBI	BB	SO	LOB	TOP			
Frank Taveras, R (1.6) OBP: 0.291, SLG: 0.336										5	0	0	0	0	2	4				
John Stearns, R (1.7) OBP: 0.317, SLG: 0.369										4	1	1	0	0	1	5				
Lee Mazzilli, S (1.8) OBP: 0.398, SLG: 0.457										4	0	1	0	0	0	2				
Richie Hebner, L (1.5) OBP: 0.348, SLG: 0.359										2	0	1	0	1	0	1				
Joel Youngblood, R (1.9) OBP: 0.350, SLG: 0.472										3	0	0	1	0	0	3				
Ed Kranepool, L (1.3) OBP: 0.312, SLG: 0.312										4	0	1	0	0	1	3				
Alex Trevino, R (1.2) OBP: 0.363, SLG: 0.356										3	0	0	0	1	0	2				
Doug Flynn, R (1.4) OBP: 0.278, SLG: 0.338										4	0	2	0	0	0	0				
Pete Falcone, L (1.1) OBP: 0.222, SLG: 0.186										2	0	0	0	0	1	1				
Jeff Reardon, R (8.1)										0	0	0	0	0	0	0				
Ron Hodges, L (9. PH) OBP: 0.286, SLG: 0.207										1	0	1	0	0	0	0				
Inning Stats	R: 0 E: 0 K: 2 S: 8	H: 0 LOB: 1 BB: 0 P: 8	R: 0 E: 0 K: 1 S: 5	H: 0 LOB: 0 BB: 0 P: 5	R: 0 E: 0 K: 1 S: 5	H: 0 LOB: 0 BB: 0 P: 5	R: 1 E: 1 K: 0 S: 4	H: 1 LOB: 1 BB: 1 P: 8	R: 0 E: 0 K: 1 S: 6	H: 1 LOB: 2 BB: 1 P: 10	R: 0 E: 1 K: 0 S: 4	H: 1 LOB: 1 BB: 0 P: 4	R: 0 E: 1 K: 0 S: 4	H: 1 LOB: 1 BB: 0 P: 4	R: 0 E: 0 K: 0 S: 4	H: 1 LOB: 1 BB: 0 P: 4	1B: 6 2B: 1 3B: 0 HR: 0	SF: 1 SAC: 1 DP: 2 HBP: 0	WP: 2 PB: 1 SB: 1 CS: 0	PA: 37
PITCHER J.R. Richard, R (1.1) ERA: 2.96	IP: 9.0 WLS: W BF: 37 H: 7 R: 1 ER: 0 SO: 5 BB: 2 IBB: 0 HBP: 0 BLK: 0 WP: 2 HR: 0 S: 45 P: 53 ERA: 0.00 WHIP: 1.000															PITCHER				

New York Mets @ Houston Astros
Astrodome, Houston, TX
Sat Sep 01 1979, 8:05 PM EDT
Att: 23,573 - Dome

AB 32
R 1
H 7
RBI 1
BB 2
SO 5
LOB 21



Batter	1	2	3	4	5	6	7	8	9	AB	R	H	RBI	BB	SO	LOB	BOTTOM			
Rafael Landestoy, S (1.4) OBP: 0.278, SLG: 0.240										4	1	1	0	0	1	0				
Craig Reynolds, L (1.6) OBP: 0.291, SLG: 0.343										4	0	1	0	0	2	2				
Jose Cruz, L (1.7) OBP: 0.372, SLG: 0.425										4	0	1	1	0	0	2				
Cesar Cedeno, R (1.3) OBP: 0.362, SLG: 0.392										4	1	1	0	0	0	3				
Enos Cabell, R (1.5) OBP: 0.296, SLG: 0.357										3	0	1	0	0	0	1				
Jeffrey Leonard, R (1.8) OBP: 0.362, SLG: 0.367										2	0	0	0	1	0	1				
Denny Walling, L (1.9) OBP: 0.364, SLG: 0.470										2	0	0	1	0	0	1				
Bruce Bochy, R (1.2) OBP: 0.264, SLG: 0.274										2	0	0	0	1	1	1				
J.R. Richard, R (1.1) OBP: 0.139, SLG: 0.234										3	1	1	1	0	0	2				
Inning Stats	R: 1 E: 0 K: 0 S: 4	H: 2 LOB: 0 BB: 0 P: 4	R: 0 E: 0 K: 0 S: 3	H: 0 LOB: 0 BB: 0 P: 3	R: 0 E: 0 K: 1 S: 5	H: 0 LOB: 0 BB: 0 P: 5	R: 0 E: 0 K: 0 S: 3	H: 1 LOB: 0 BB: 0 P: 3	R: 0 E: 0 K: 0 S: 4	H: 1 LOB: 2 BB: 1 P: 8	R: 0 E: 0 K: 1 S: 5	H: 0 LOB: 0 BB: 0 P: 5	R: 1 E: 0 K: 0 S: 4	H: 1 LOB: 1 BB: 1 P: 8	R: 1 E: 0 K: 2 S: 9	H: 1 LOB: 1 BB: 0 P: 9	1B: 3 2B: 1 3B: 1 HR: 1	SF: 1 SAC: 0 DP: 1 HBP: 0	WP: 1 PB: 0 SB: 1 CS: 1	PA: 31
PITCHER Pete Falcone, L (1.1) ERA: 4.17	IP: 7.2 WLS: L BF: 30 H: 6 R: 3 ER: 3 SO: 4 BB: 0 IBB: 0 HBP: 0 BLK: 0 WP: 1 HR: 1 S: 36 P: 44 ERA: 3.52 WHIP: 0.783															PITCHER				
Jeff Reardon, R (8.1) ERA: 8.1	IP: 0.1 WLS: L BF: 1 H: 0 R: 0 ER: 0 SO: 0 BB: 0 IBB: 0 HBP: 0 BLK: 0 WP: 0 HR: 0 S: 1 P: 1 ERA: 0.00 WHIP: 0.000															PITCHER				

New York Mets @ Houston Astros
Astrodome, Houston, TX
Sat Sep 01 1979, 8:05 PM EDT
Att: 23,573 - Dome

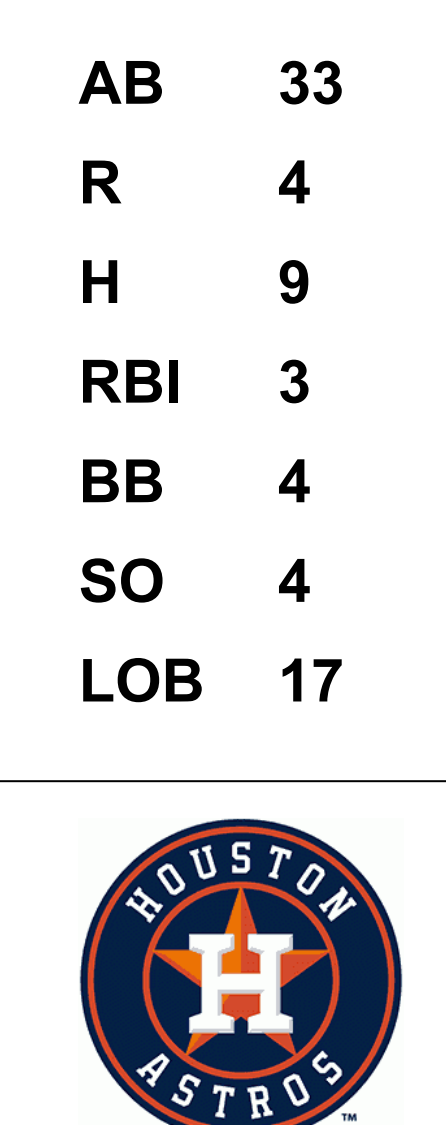
AB 28
R 3
H 6
RBI 3
BB 2
SO 4
LOB 13



Batter	1	2	3	4	5	6	7	8	9	AB	R	H	RBI	BB	SO	LOB	TOP								
Frank Taveras, R OBP: 0.291, SLG: 0.336 (1, 6)	F9		1B	F3			SH2-4		F2	4	1	1	1	0	0	2	New York Mets @ Houston Astros Astrodome, Houston, TX Sun Sep 02 1979, 4:33 AM EDT Att: 14,215 - Unknown								
John Stearns, R OBP: 0.318, SLG: 0.373 Andy Hassler, L Neil Allen, R (1, 7) (7, 1) (9, 1)	5-3		FC1-5 1B		F8		F FC6 2B		K	4	1	2	2	0	0	0									
Lee Mazzilli, S OBP: 0.398, SLG: 0.456 (1, 8)			FC1-5 1B		F5		E9 FC6		F9	5	0	2	1	0	0	2									
Richie Hebner, L OBP: 0.347, SLG: 0.356 (1, 5)	G3		P6		WP BB		FC6 FC5-4			3	0	0	1	1	0	4									
Joel Youngblood, R OBP: 0.348, SLG: 0.468 (1, 9) (7, 7)		F7	FC1-5		4-3		FC5-4			4	0	0	0	0	0	4									
Ed Kranepool, L OBP: 0.302, SLG: 0.301 (1, 3)	6-3		4-3			F6			4-3	4	0	0	0	0	0	2									
Ron Hodges, L OBP: 0.284, SLG: 0.197 (1, 2)	3-1			1B BB		4-3			1-3	3	0	0	0	1	0	0									
Doug Flynn, R OBP: 0.280, SLG: 0.339 (1, 4)			SH 1B		1-3 1B		F5-3		F1	4	1	2	0	0	0	0									
Kevin Kobel, R OBP: 0.175, SLG: 0.175 Elliott Maddox, R (7, PH) (7, 9)			SH 1B		K		SH2-4 2B 1B		S BB	1	1	0	0	0	1	1									
Inning Stats	R: 0 E: 0 K: 0 S: 4	H: 1 LOB: 1 BB: 0 P: 4	R: 0 E: 0 K: 0 S: 3	H: 0 LOB: 0 BB: 0 P: 3	R: 3 E: 1 K: 0 S: 8	H: 4 LOB: 2 BB: 0 P: 8	R: 0 E: 0 K: 1 S: 5	H: 1 LOB: 1 BB: 1 P: 9	R: 0 E: 0 K: 0 S: 3	H: 0 LOB: 0 BB: 0 P: 7	R: 0 E: 0 K: 0 S: 3	H: 0 LOB: 0 BB: 0 P: 3	R: 2 E: 1 K: 0 S: 6	H: 2 LOB: 1 BB: 0 P: 6	R: 0 E: 0 K: 0 S: 3	H: 0 LOB: 0 BB: 0 P: 3		R: 0 E: 0 K: 1 S: 5	H: 0 LOB: 1 BB: 1 P: 9	1B: 7 2B: 1 3B: 0 HR: 0	SF: 0 SAC: 2 DP: 0 HBP: 0	WP: 1 PB: 0 SB: 1 CS: 0	PA: 39		
PITCHER	IP	WLS	BF	H	R	ER	SO	BB	IBB	HBP	BLK	WP	HR	S	P	ERA	WHIP								
Joaquin Andujar, R ERA: 3.14 Randy Niemann, L ERA: 3.5 Pete Ladd, R ERA: 1.04	(1, 1) (6, 1) (8, 1)	5.0 L	23 9	6 2	3 2	2 1	1 0	2 0	0 0	0 0	0 0	1 0	0 9	23 9	31 9	3.60 4.50	1.600 1.000								

Batter	1	2	3	4	5	6	7	8	9	AB	R	H	RBI	BB	SO	LOB	BOTTOM									
Rafael Landestoy, S OBP: 0.281, SLG: 0.251 (1, 4)	SF8 3B		6-3		FC5-2-5 FC4-6		1B BB		5-3	4	1	1	1	1	0	3	New York Mets @ Houston Astros Astrodome, Houston, TX Sun Sep 02 1979, 4:33 AM EDT Att: 14,215 - Unknown									
Craig Reynolds, L OBP: 0.288, SLG: 0.339 (1, 6)	K		F4-3		FC4-6		F5		F8	5	0	0	0	0	1	5										
Jose Cruz, L OBP: 0.371, SLG: 0.424 (1, 7)	SF8			3-1	F4-3					3	0	1	1	0	0	1										
Cesar Cedeno, R OBP: 0.359, SLG: 0.388 (1, 3)	F8			K			5-3		5-3	4	0	0	0	0	1	0										
Enos Cabell, R OBP: 0.298, SLG: 0.363 (1, 5)		5-3					G5-3 2B		6-3	4	0	2	0	0	0	0										
Jeffrey Leonard, R OBP: 0.394, SLG: 0.366 (1, 8) (7, 9)		F4-3 S 1B		F8			IBB		K	3	0	1	0	1	1	1										
Denny Walling, L OBP: 0.366, SLG: 0.479 Alan Knicely, R Terry Puhl, L (1, 9) (6, PH) (7, 8)		F4-3					1B 2B		3-1 1B 5-3	2	1	1	0	0	0	1										
Bruce Bochy, R OBP: 0.273, SLG: 0.271 Julio Gonzalez, R OBP: 0.275, SLG: 0.280 (1, 2) (9, PH)		6-3					1B FC5-2-5 BB		5-3 3-1 1B	1	0	0	0	2	0	1										
Joaquin Andujar, S Jesus Alou, R Randy Niemann, L Jimmy Sexton, L Pete Ladd, R Art Howe, R Danny Heep, L (1, 1) (5, PH) (8, 1) (7, PH) (8, 1) (9, PH) (9, PH)			K				1-3 2-H 1B		3-1	1	0	0	0	0	1	0										
Inning Stats	R: 1 E: 0 K: 1 S: 6	H: 1 LOB: 0 BB: 0 P: 6	R: 0 E: 0 K: 0 S: 4	H: 1 LOB: 1 BB: 0 P: 4	R: 0 E: 0 K: 1 S: 5	H: 0 LOB: 0 BB: 0 P: 5	R: 0 E: 0 K: 1 S: 6	H: 1 LOB: 1 BB: 0 P: 6	R: 2 E: 1 K: 0 S: 5	H: 2 LOB: 1 BB: 1 P: 9	R: 0 E: 0 K: 0 S: 3	H: 1 LOB: 2 BB: 1 P: 7	R: 0 E: 0 K: 0 S: 3	H: 1 LOB: 2 BB: 2 P: 11	R: 0 E: 0 K: 1 S: 5	H: 0 LOB: 0 BB: 0 P: 5		R: 1 E: 0 K: 0 S: 5	H: 2 LOB: 1 BB: 0 P: 5	1B: 5 2B: 3 3B: 1 HR: 0	SF: 1 SAC: 0 DP: 1 HBP: 0	WP: 0 PB: 0 SB: 1 CS: 0	PA: 38			
PITCHER	IP	WLS	BF	H	R	ER	SO	BB	IBB	HBP	BLK	WP	HR	S	P	ERA	WHIP									
Kevin Kobel, L ERA: 3.41 Andy Hassler, L Neil Allen, R (1, 1) (7, 1) (9, 1)	(1, 1) (7, 1) (9, 1)	6.0 10 1.0	W	25 3	6 3	3 1	2 1	3 1	1 1	1 1	1 1	2 0	0 0	0 0	0 3	3 3	0.00 4.50 0.00	0.000 2.500 0.000								

AB	34
R	5
H	8
RBI	5
BB	3
SO	2
LOB	16



AB	33
R	4
H	9
RBI	3
BB	4
SO	4
LOB	17



WP: 0	PA: 38
PB: 0	
SB: 1	
CS: 0	

Batter	1	2	3	4	5	6	7	8	9	AB	R	H	RBI	BB	SO	LOB	TOP			
Gil Flores, R OBP: 0.259, SLG: 0.237 (1, 9)										3	0	0	0	1	1	1	New York Mets @ Montreal Expos Olympic Stadium, Montreal, QB Mon Sep 03 1979, 3:33 AM EDT Unknown			
Frank Taveras, R OBP: 0.292, SLG: 0.337 (1, 6)										4	1	2	0	0	1	1				
Lee Mazzilli, S OBP: 0.397, SLG: 0.457 (1, 8)										4	1	1	1	0	0	2				
John Stearns, R OBP: 0.318, SLG: 0.370 (1, 3)										3	0	0	0	1	1	3				
Joel Youngblood, R OBP: 0.347, SLG: 0.466 (1, 7)										4	0	1	1	0	1	3				
Elliott Maddox, R OBP: 0.347, SLG: 0.328 (1, 5)										4	0	0	0	0	2	1				
Alex Trevino, R OBP: 0.360, SLG: 0.359 (1, 2)										4	0	1	0	0	1	0				
Doug Flynn, R OBP: 0.279, SLG: 0.338 (1, 4)										4	0	1	0	0	0	1				
Ray Burris, R OBP: 0.286, SLG: 0.167 (7, PH)										1	0	0	0	0	1	1				
Ed Kranepool, L OBP: 0.300, SLG: 0.298 (7, PH)										1	0	0	0	0	0	0				
Tom Hausman, R OBP: 0.158, SLG: 0.158 (7, 1)										0	0	0	0	0	0	0				
Inning Stats	R: 2 E: 0 K: 2 S: 10	H: 3 LOB: 1 BB: 0 P: 10	R: 0 E: 0 K: 0 S: 4	H: 1 LOB: 0 BB: 4 P: 4	R: 0 E: 0 K: 2 S: 7	H: 0 LOB: 1 BB: 1 P: 11	R: 0 E: 0 K: 2 S: 8	H: 1 LOB: 1 BB: 0 P: 8	R: 0 E: 0 K: 0 S: 3	H: 0 LOB: 0 BB: 0 P: 3	R: 0 E: 0 K: 1 S: 5	H: 1 LOB: 2 BB: 0 P: 5	R: 0 E: 0 K: 1 S: 5	H: 0 LOB: 0 BB: 0 P: 5	R: 0 E: 0 K: 1 S: 5	H: 0 LOB: 0 BB: 0 P: 5	1B: 4 2B: 2 3B: 0 HR: 0	SF: 0 SAC: 1 DP: 1 HBP: 0	WP: 0 PB: 0 SB: 1 CS: 0	PA: 35
PITCHER	IP WLS BF H R ER SO BB IBB HBP BLK WP HR S P ERA WHIP																			
Bill Lee, L ERA: 3.09	(1, 1)	5.0 W 21 5 2 2 6 2 0 0 0 0 0 0 31 39 3.60 1.400																		
Stan Bahnsen, R ERA: 3.1	(6, 1)	4.0 S 14 1 0 0 2 0 0 0 0 0 0 0 18 18 0.00 0.250																		

AB	32
R	2
H	6
RBI	2
BB	2
SO	8
LOB	13



Batter	1	2	3	4	5	6	7	8	9	AB	R	H	RBI	BB	SO	LOB	BOTTOM			
Warren Cromartie, L OBP: 0.323, SLG: 0.417 (1, 7)										4	0	2	0	1	1	1	New York Mets @ Montreal Expos Olympic Stadium, Montreal, QB Mon Sep 03 1979, 3:33 AM EDT Unknown			
Dave Cash, R OBP: 0.397, SLG: 0.473 (1, 4)										5	1	2	0	0	0	4				
Andre Dawson, R OBP: 0.306, SLG: 0.479 (1, 8)										4	2	2	2	0	1	1				
Tony Perez, R OBP: 0.333, SLG: 0.446 (1, 3)										4	1	1	1	0	1	2				
Gary Carter, R OBP: 0.323, SLG: 0.464 (1, 2)										4	1	1	2	0	1	0				
Ellis Valentine, R OBP: 0.304, SLG: 0.485 (1, 9)										4	0	1	0	0	0	0				
Larry Parrish, R OBP: 0.364, SLG: 0.541 (1, 5)										4	2	2	0	0	0	1				
Chris Speier, R OBP: 0.311, SLG: 0.308 (1, 6)										3	0	2	1	1	0	0				
Bill Lee, L OBP: 0.203, SLG: 0.203 (5, PH)										1	0	0	0	0	0	1				
Jerry White, S OBP: 0.373, SLG: 0.405 (6, 1)										1	0	0	0	0	0	0				
Stan Bahnsen, R OBP: 0.091, SLG: 0.364 (6, 1)										2	0	0	0	0	0	3				
Inning Stats	R: 3 E: 0 K: 0 S: 6	H: 3 LOB: 0 BB: 0 P: 6	R: 1 E: 1 K: 1 S: 7	H: 3 LOB: 2 BB: 0 P: 7	R: 0 E: 0 K: 3 S: 9	H: 0 LOB: 0 BB: 0 P: 9	R: 0 E: 0 K: 0 S: 3	H: 0 LOB: 0 BB: 0 P: 3	R: 0 E: 0 K: 0 S: 5	H: 2 LOB: 2 BB: 0 P: 5	R: 0 E: 0 K: 0 S: 4	H: 1 LOB: 1 BB: 1 P: 8	R: 2 E: 0 K: 0 S: 5	H: 2 LOB: 0 BB: 0 P: 5	R: 1 E: 0 K: 0 S: 5	H: 2 LOB: 2 BB: 1 P: 9	1B: 7 2B: 4 3B: 0 HR: 2	SF: 0 SAC: 0 DP: 0 HBP: 0	WP: 0 PB: 1 SB: 0 CS: 0	PA: 38
PITCHER	IP WLS BF H R ER SO BB IBB HBP BLK WP HR S P ERA WHIP																			
Ray Burris, R ERA: 5.35	(1, 1)	6.0 L 27 9 4 4 4 4 0 0 0 0 0 1 34 38 6.00 1.500																		
Tom Hausman, R ERA: 2.62	(7, 1)	2.0 11 4 3 3 0 0 1 0 0 0 0 1 10 14 13.50 2.000																		

AB	36
R	7
H	13
RBI	6
BB	2
SO	4
LOB	13



Batter	1	2	3	4	5	6	7	8	9	AB	R	H	RBI	BB	SO	LOB	TOP			
Frank Taveras, R (1.6) OBP: 0.293, SLG: 0.336										3	0	1	0	1	0	3				
Elliott Maddox, R (1.9) OBP: 0.353, SLG: 0.336										4	1	2	0	0	0	1				
Lee Mazzilli, S (1.8) OBP: 0.398, SLG: 0.455										4	0	1	0	0	1	2				
John Stearns, R (1.3) OBP: 0.314, SLG: 0.364										4	0	0	0	0	0	4				
Richie Hebner, L (1.5) OBP: 0.346, SLG: 0.356										3	0	1	1	0	1	2				
Joel Youngblood, R (1.7) OBP: 0.345, SLG: 0.459										3	0	0	0	1	0	3				
Alex Trevino, R (1.2) OBP: 0.359, SLG: 0.358										4	0	1	0	0	0	3				
Doug Flynn, R (1.4) OBP: 0.274, SLG: 0.332										4	0	0	0	0	0	2				
Dock Ellis, S (1.1) OBP: 0.111, SLG: 0.077										2	0	0	0	0	0	2				
Jeff Reardon, R (6.1)										0	0	0	0	0	0	0				
Ron Hodges, L (7. PH) OBP: 0.289, SLG: 0.194										0	0	0	0	1	0	0				
Andy Hassler, L (7.1)										0	0	0	0	0	0	0				
Inning Stats	R: 0 E: 0 K: 1 S: 6	H: 1 LOB: 2 BB: 1 P: 10	R: 0 E: 0 K: 0 S: 4	H: 1 LOB: 2 BB: 1 P: 8	R: 0 E: 0 K: 0 S: 3	H: 0 LOB: 0 BB: 0 P: 3	R: 0 E: 0 K: 0 S: 2	H: 0 LOB: 0 BB: 0 P: 3	R: 0 E: 0 K: 0 S: 3	H: 1 LOB: 2 BB: 0 P: 3	R: 1 E: 0 K: 0 S: 6	H: 3 LOB: 2 BB: 0 P: 6	R: 0 E: 0 K: 0 S: 3	H: 0 LOB: 1 BB: 1 P: 7	R: 0 E: 0 K: 0 S: 5	H: 0 LOB: 0 BB: 0 P: 3	1B: 6 2B: 0 3B: 0 HR: 0	SF: 0 SAC: 0 DP: 1 HBP: 1	WP: 0 PB: 0 SB: 0 CS: 1	PA: 36
PITCHER	IP WLS BF H R ER SO BB IBB HBP BLK WP HR S P ERA WHIP																			
Rudy May, L (1.1) ERA: 2.23	5.1 W 23 6 1 1 1 2 0 1 0 0 0 22 31 1.69 1.500																			
Dale Murray, R (6.1) ERA: 4.73	0.2 2 0 0 0 0 0 0 0 0 0 0 2 2 0.00 0.000																			
Bill Atkinson, R (7.1) ERA:	3.0 S 10 0 0 0 1 1 0 0 0 0 0 0 11 15 0.00 0.333																			

New York Mets @ Montreal Expos
Olympic Stadium, Montreal, QB
Tue Sep 04 1979, 3:33 AM EDT
Att: 14,064 - Unknown

AB 31
R 1
H 6
RBI 1
BB 3
SO 2
LOB 22



Batter	1	2	3	4	5	6	7	8	9	AB	R	H	RBI	BB	SO	LOB	BOTTOM			
Warren Cromartie, L (1.7) OBP: 0.323, SLG: 0.420										3	0	0	0	1	1	1				
Dave Cash, R (1.4) OBP: 0.379, SLG: 0.451										3	0	1	1	0	0	0				
Andre Dawson, R (1.8) OBP: 0.304, SLG: 0.475										3	0	0	0	1	2	2				
Tony Perez, R (1.3) OBP: 0.330, SLG: 0.441										4	0	0	0	0	1	1				
Gary Carter, R (1.2) OBP: 0.326, SLG: 0.467										3	2	2	0	1	0	0				
Ellis Valentine, R (1.9) OBP: 0.302, SLG: 0.479										4	1	1	0	0	0	2				
Larry Parrish, R (1.5) OBP: 0.367, SLG: 0.543										3	1	3	1	0	0	0				
Chris Speier, R (1.6) OBP: 0.317, SLG: 0.308										2	1	1	1	1	0	1				
Rudy May, L (1.1) OBP: 0.200, SLG: 0.143										2	0	0	0	0	0	3				
Dale Murray, R (6.1)										0	0	0	0	0	0	0				
Rusty Staub, L (6. PH) OBP: 0.341, SLG: 0.429										1	0	1	2	0	0	0				
Bill Atkinson, L (7.1) ERA: 4.6										0	0	0	0	0	0	0				
Inning Stats	R: 0 E: 0 K: 0 S: 3	H: 0 LOB: 0 BB: 0 P: 3	R: 0 E: 0 K: 1 S: 5	H: 0 LOB: 0 BB: 0 P: 5	R: 0 E: 0 K: 1 S: 6	H: 1 LOB: 1 BB: 0 P: 6	R: 0 E: 0 K: 0 S: 2	H: 1 LOB: 0 BB: 1 P: 6	R: 3 E: 0 K: 1 S: 9	H: 4 LOB: 2 BB: 1 P: 13	R: 2 E: 0 K: 0 S: 5	H: 3 LOB: 2 BB: 1 P: 9	R: 0 E: 0 K: 1 S: 5	H: 0 LOB: 0 BB: 0 P: 5	R: 0 E: 0 K: 0 S: 2	H: 0 LOB: 0 BB: 1 P: 6	1B: 7 2B: 2 3B: 0 HR: 0	SF: 1 SAC: 0 DP: 1 HBP: 0	WP: 2 PB: 0 SB: 0 CS: 2	PA: 33
PITCHER	IP WLS BF H R ER SO BB IBB HBP BLK WP HR S P ERA WHIP																			
Dock Ellis, R (1.1) ERA: 6.25	5.2 L 26 8 5 5 3 2 0 1 0 0 0 29 41 7.94 1.765																			
Jeff Reardon, R (6.1) ERA: 7.36	0.1 1 1 0 0 0 0 0 0 0 0 0 1 1 0.00 3.000																			
Andy Hassler, L (7.1) ERA: 4.6	2.0 6 0 0 0 0 1 1 0 0 0 0 0 7 11 0.00 0.500																			

New York Mets @ Montreal Expos
Olympic Stadium, Montreal, QB
Tue Sep 04 1979, 3:33 AM EDT
Att: 14,064 - Unknown

AB 28
R 5
H 9
RBI 5
BB 4
SO 4
LOB 10




Batter	1	2	3	4	5	6	7	8	9	AB	R	H	RBI	BB	SO	LOB	TOP					
Frank Taveras, R OBP: 0.297, SLG: 0.344										4	0	3	0	1	0	0	New York Mets @ Philadelphia Phillies Veterans Stadium, Philadelphia, PA Thu Sep 06 1979, 7:05 PM EDT Unknown					
Elliott Maddox, R OBP: 0.314, SLG: 0.331										5	1	1	0	0	1	5						
Lee Mazzilli, S OBP: 0.399, SLG: 0.456										4	1	2	0	1	0	0						
Richie Hebner, L OBP: 0.350, SLG: 0.360										1	0	1	1	1	0	0						
Sergio Ferrer, S (8, PR)										0	1	0	0	0	0	0						
John Stearns, R OBP: 0.314, SLG: 0.363										1	0	0	0	0	0	2						
Gil Flores, R OBP: 0.259, SLG: 0.237										0	0	0	0	0	0	0						
Joel Youngblood, R OBP: 0.346, SLG: 0.462										4	0	2	1	0	0	2						
Ed Kranepool, L OBP: 0.299, SLG: 0.292										4	0	1	1	0	0	1						
Ron Hodges, L OBP: 0.300, SLG: 0.200										3	1	1	0	1	1	2						
Doug Flynn, R OBP: 0.274, SLG: 0.338										4	1	1	2	0	0	3						
Tom Hausman, R OBP: 0.143, SLG: 0.143										2	0	0	0	0	0	1						
Ed Glynn, R (6, 1)										1	0	0	0	0	0	0						
Neil Allen, R (8, 1)										1	0	0	0	0	0	0						
Andy Hassler, L (9, 1)										0	0	0	0	0	0	0						
Inning Stats	R: 0 E: 0 K: 0 S: 3	H: 1 LOB: 0 BB: 0 P: 3	R: 0 E: 0 K: 0 S: 2	H: 0 LOB: 0 BB: 1 P: 6	R: 0 E: 0 K: 0 S: 4	H: 1 LOB: 2 BB: 1 P: 8	R: 0 E: 0 K: 0 S: 4	H: 2 LOB: 1 BB: 0 P: 4	R: 0 E: 0 K: 1 S: 5	H: 0 LOB: 0 BB: 0 P: 5	R: 1 E: 0 K: 0 S: 5	H: 2 LOB: 1 BB: 0 P: 5	R: 2 E: 0 K: 0 S: 5	H: 2 LOB: 1 BB: 1 P: 9	R: 2 E: 0 K: 0 S: 5	H: 3 LOB: 2 BB: 0 P: 6	R: 0 E: 0 K: 1 S: 6	H: 1 LOB: 2 BB: 1 P: 10	1B: 7 2B: 4 3B: 1 HR: 1	SF: 1 SAC: 0 DP: 1 HBP: 1	WP: 0 PB: 0 SB: 0 CS: 0	PA: 40
PITCHER	IP WLS BF H R ER SO BB IBB HBP BLK WP HR S P ERA WHIP																					
Nino Espinosa, R ERA: 3.66	(1, 1) 7.0 L 29 8 3 3 1 3 3 0 0 0 0 1 28 40 3.86 1.571																					
Tug McGraw, L ERA: 4.5	(8, 1) 0.2 5 3 2 2 0 0 0 1 0 0 0 4 5 27.00 4.500																					
Ron Reed, R ERA: 3.9	(8, 1) 1.1 6 1 0 0 1 0 1 0 0 0 0 7 11 0.00 0.750																					


AB	34
R	5
H	12
RBI	5
BB	4
SO	2
LOB	16




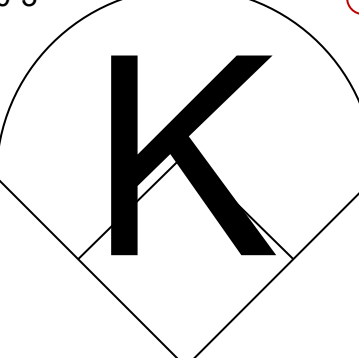
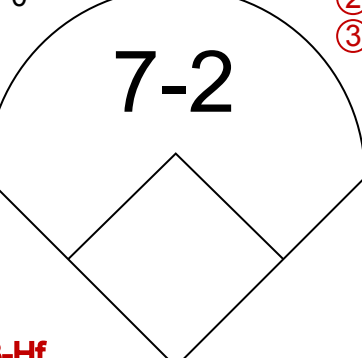
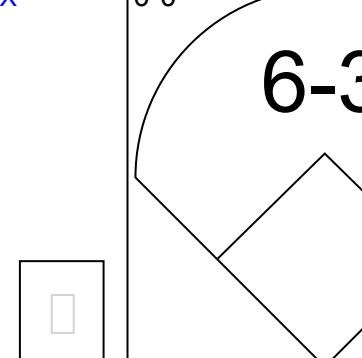
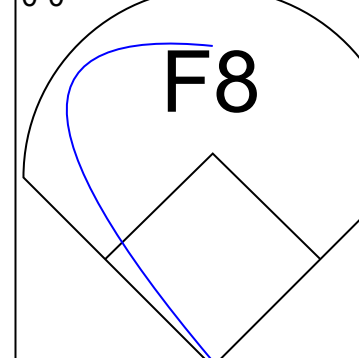
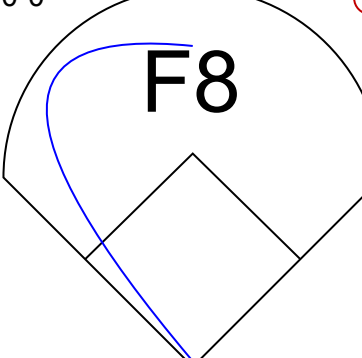
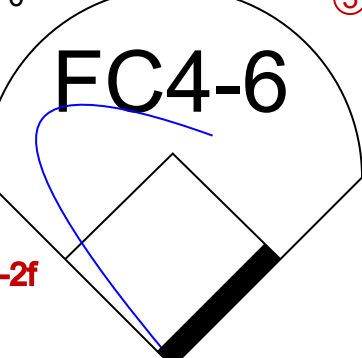
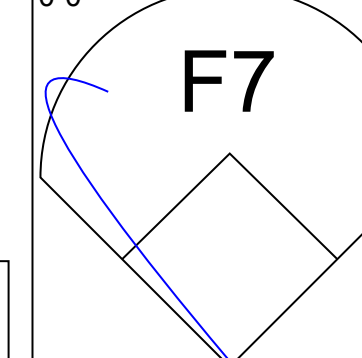
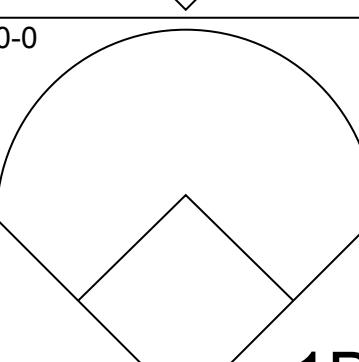
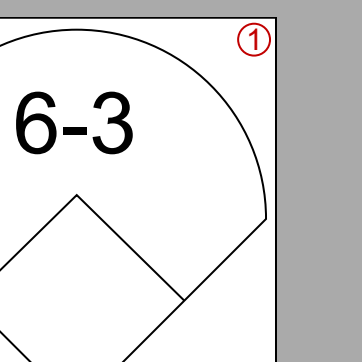
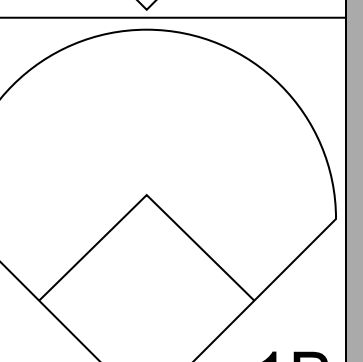
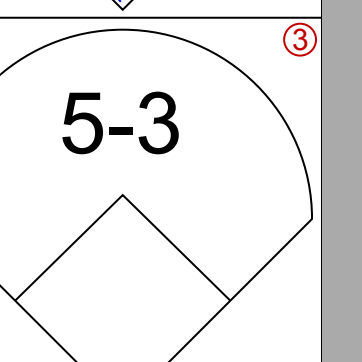
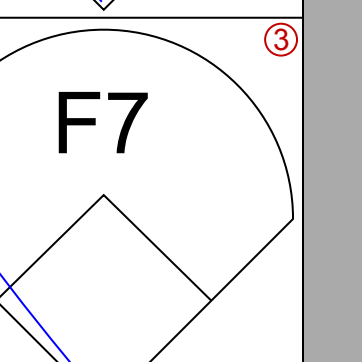
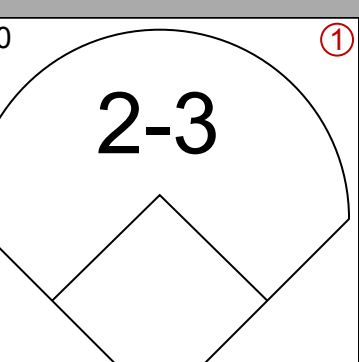
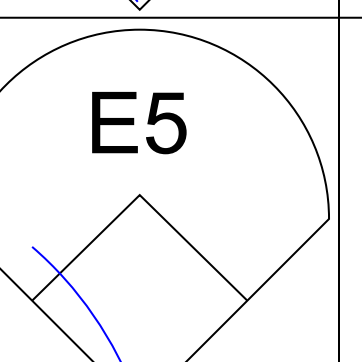
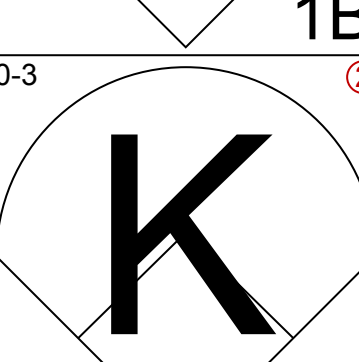
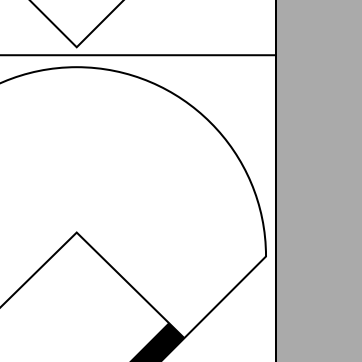
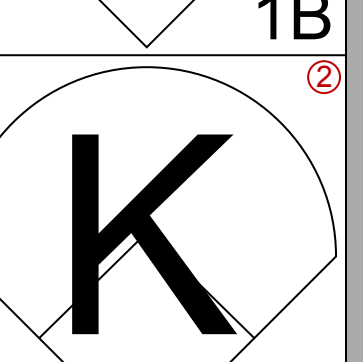
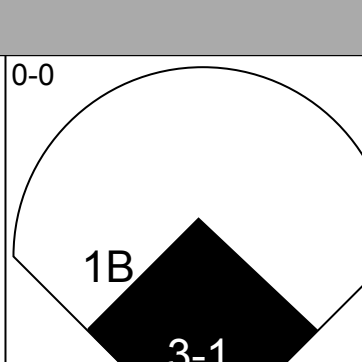
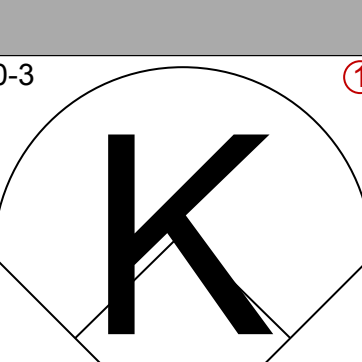
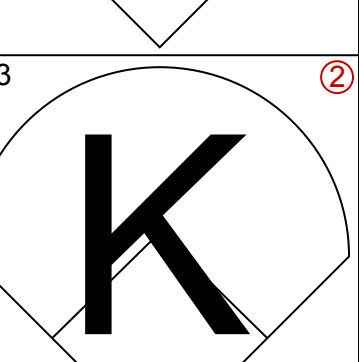
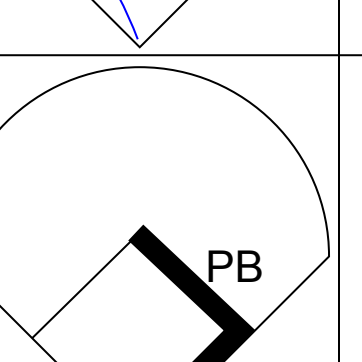
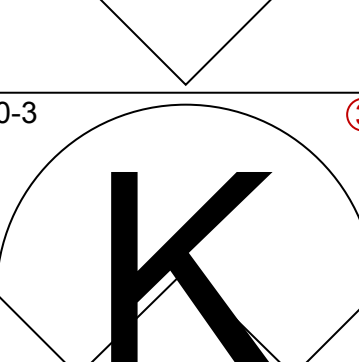
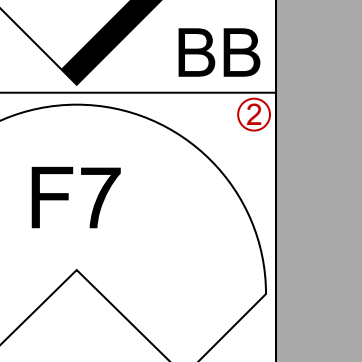
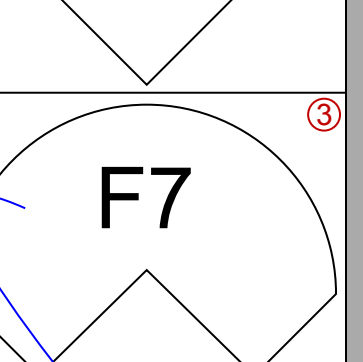
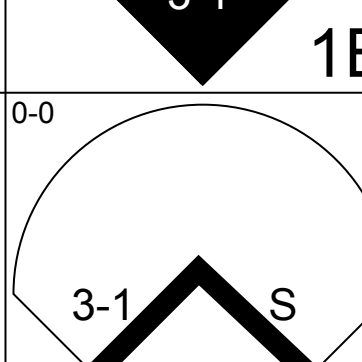
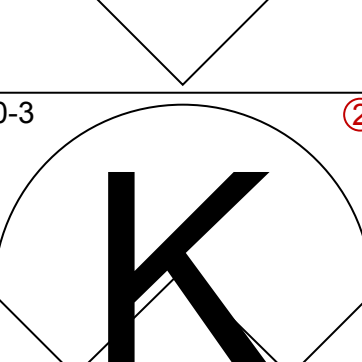
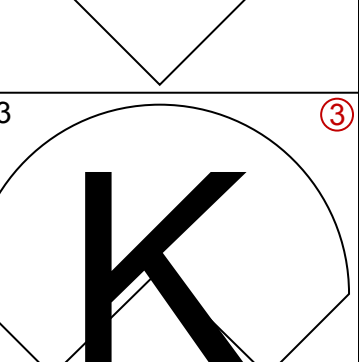
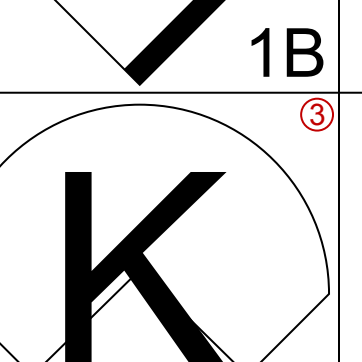
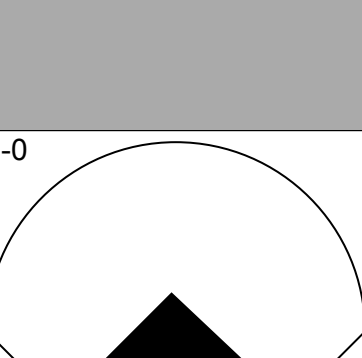
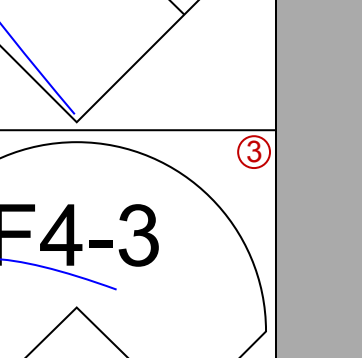
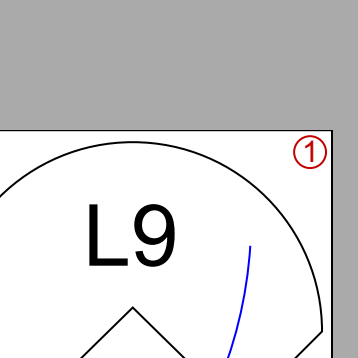
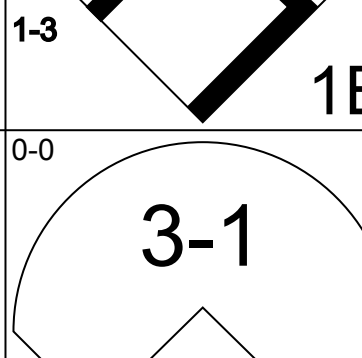
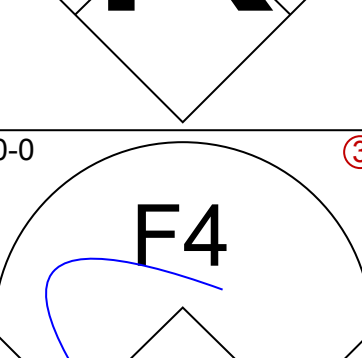
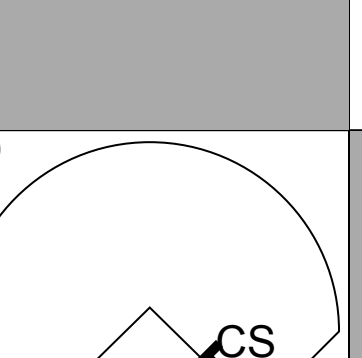
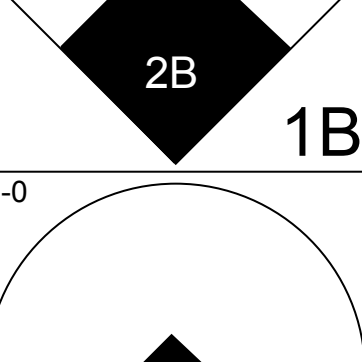
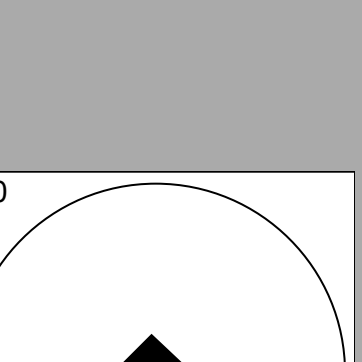
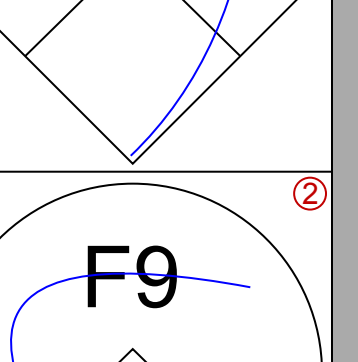
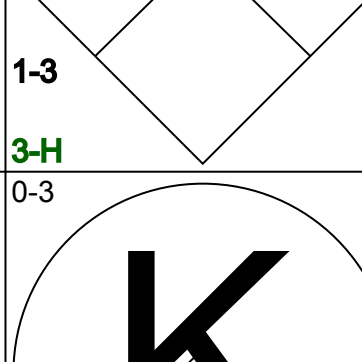
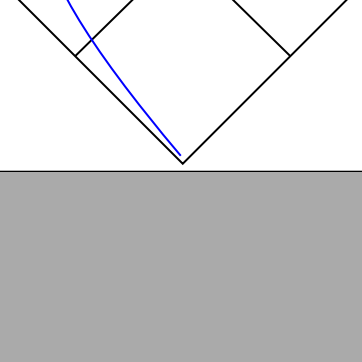

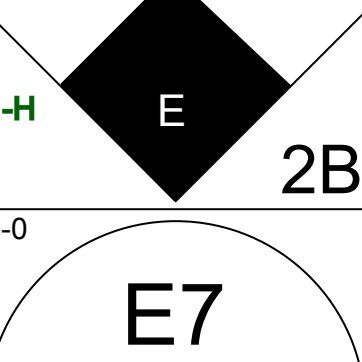
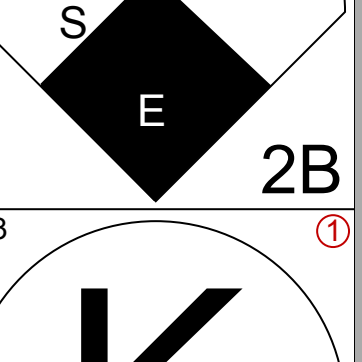
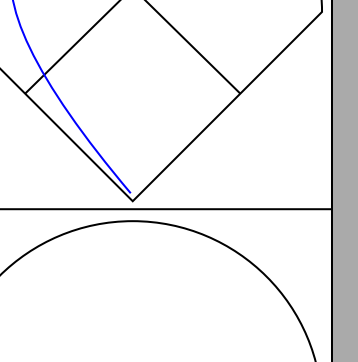
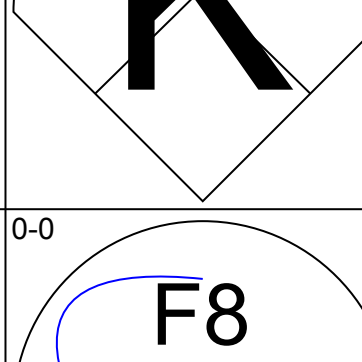







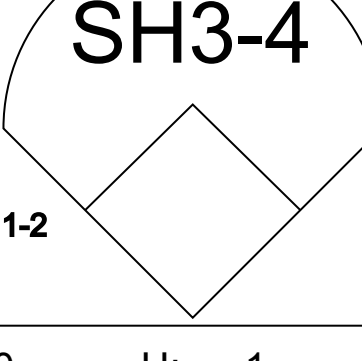
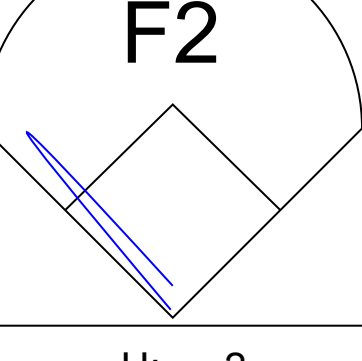
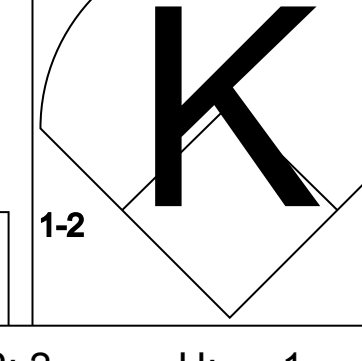
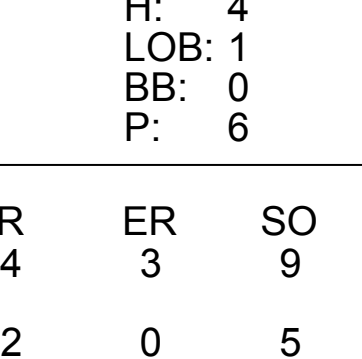
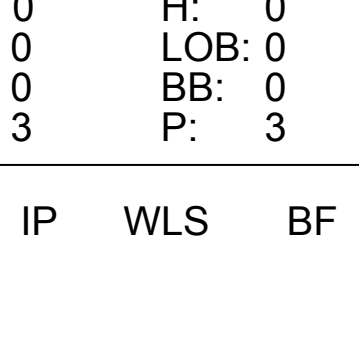
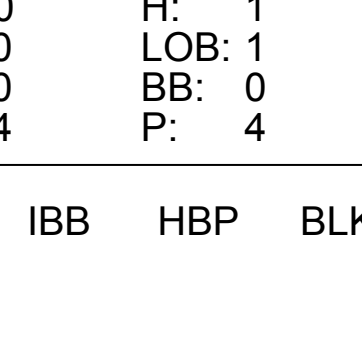

Batter	1	2	3	4	5	6	7	8	9	AB	R	H	RBI	BB	SO	LOB	BOTTOM					
Bake McBride, L OBP: 0.316, SLG: 0.399										4	1	0	0	1	1	2	New York Mets @ Philadelphia Phillies Veterans Stadium, Philadelphia, PA Thu Sep 06 1979, 7:05 PM EDT Unknown					
Manny Trillo, R OBP: 0.291, SLG: 0.348										4	1	2	1	0	1	0						
Pete Rose, S OBP: 0.397, SLG: 0.415										3	0	1	1	0	0	1						
Mike Schmidt, R OBP: 0.392, SLG: 0.596										3	0	0	0	1	0	3						
Greg Luzinski, R OBP: 0.353, SLG: 0.440										4	0	0	0	0	1	4						
Bob Boone, R OBP: 0.363, SLG: 0.426										4	0	0	0	0	0	1						
Garry Maddox, R OBP: 0.298, SLG: 0.429										4	1	3	1	0	1	0						
Larry Bowa, S OBP: 0.323, SLG: 0.319										4	0	0	0	0	0	2						
Nino Espinosa, R OBP: 0.225, SLG: 0.209										2	0	0	0	0	0	1						
Pete Mackanin, R (7, PH)										1	0	0	0	0	0	1						
Tug McGraw, R OBP: 0.167, SLG: 0.167										0	0	0	0	0	0	0						
Ron Reed, R OBP: 0.300, SLG: 0.333										0	0	0	0	0	0	0						
Greg Gross, L OBP: 0.373, SLG: 0.390										1	0	1	0	0	0	0						
Inning Stats	R: 1 E: 0 K: 0 S: 5	H: 2 LOB: 1 BB: 0 P: 5	R: 0 E: 0 K: 1 S: 5	H: 0 LOB: 0 BB: 0 P: 5	R: 0 E: 0 K: 1 S: 5	H: 0 LOB: 0 BB: 0 P: 5	R: 0 E: 0 K: 1 S: 5	H: 0 LOB: 1 BB: 0 P: 6	R: 0 E: 0 K: 0 S: 4	H: 1 LOB: 1 BB: 0 P: 4	R: 0 E: 0 K: 0 S: 3	H: 0 LOB: 1 BB: 1 P: 7	R: 0 E: 0 K: 0 S: 4	H: 1 LOB: 1 BB: 0 P: 4	R: 1 E: 0 K: 0 S: 4	H: 1 LOB: 1 BB: 1 P: 8	R: 1 E: 0 K: 1 S: 7	H: 2 LOB: 1 BB: 0 P: 7	1B: 3 2B: 3 3B: 0 HR: 1	SF: 0 SAC: 0 DP: 0 HBP: 1	WP: 1 PB: 0 SB: 0 CS: 0	PA: 37
PITCHER	IP WLS BF H R ER SO BB IBB HBP BLK WP HR S P ERA WHIP																					
Tom Hausman, R ERA: 2.55	(1, 1) 5.0 19 3 1 1 3 3 1 1 0 0 0 24 25 1.80 0.600																					
Ed Glynn, L ERA: 3.2	(6, 1) 2.0 W 10 2 1 1 0 2 0 0 0 0 0 8 16 4.50 2.000																					
Neil Allen, R ERA: 4.09	(8, 1) 1.2 7 2 1 1 0 0 0 0 0 0 1 7 7 5.40 1.200																					
Andy Hassler, L ERA: 4.59	(9, 1) 0.1 S 1 0 0 0 1 0 0 0 0 0 0 3 3 0.00 0.000																					

AB	34
R	3
H	7
RBI	3
BB	2
SO	4
LOB	15




Batter	1	2	3	4	5	6	7	8	9	AB	R	H	RBI	BB	SO	LOB	TOP																		
Frank Taveras, R OBP: 0.297, SLG: 0.343	6-3		F9			1-3			1B G5-4-3 1B	4	1	1	0	0	0	1	New York Mets @ Philadelphia Phillies Veterans Stadium, Philadelphia, PA Thu Sep 06 1979, 7:05 PM EDT Att: 21,091 - Unknown 																		
Elliott Maddox, R OBP: 0.352, SLG: 0.331	6-3			F9			BB BB	G5-4-3 1B 1-2	3	0	1	0	1	0	0																				
Lee Mazzilli, S OBP: 0.402, SLG: 0.457	F7			CS 1B			BB	G5-4-3 1B 1-2 2-3	3	0	2	0	1	0	0																				
Joel Youngblood, R OBP: 0.344, SLG: 0.458		K		F9				G5-4-3 1B 1-2 2-3 3-H	4	0	0	0	0	2	5																				
John Stearns, R OBP: 0.311, SLG: 0.360	6-3				P3			F9	4	0	0	0	0	0	3																				
Dan Norman, R OBP: 0.239, SLG: 0.250	6-3				K				2	0	0	0	0	1	0																				
Richie Hebner, L OBP: 0.349, SLG: 0.359							L7		1	0	0	0	0	0	2																				
Alex Trevino, R OBP: 0.353, SLG: 0.352			6-3		K			5-3	3	0	0	0	0	1	0																				
Doug Flynn, R OBP: 0.274, SLG: 0.336						F6-3		F6-3	2	0	0	0	1	0	0																				
Pete Falcone, L OBP: 0.217, SLG: 0.182									1	0	0	0	0	1	1																				
Ron Hodges, L OBP: 0.296, SLG: 0.197						F2		P4	1	0	0	0	0	0	0																				
Jeff Reardon, R OBP: 0.289, SLG: 0.289									0	0	0	0	0	0	0																				
Ed Kranepool, L OBP: 0.297, SLG: 0.289									0	0	0	0	0	0	0																				
Andy Hassler, L OBP: 0.289, SLG: 0.289									0	0	0	0	0	0	0																				
Inning Stats	R: 0 E: 0 K: 0 S: 3	H: 0 LOB: 0 BB: 0 P: 3	R: 0 E: 0 K: 1 S: 5	H: 0 LOB: 0 BB: 0 P: 5	R: 0 E: 0 K: 1 S: 5	H: 0 LOB: 1 BB: 1 P: 9	R: 0 E: 0 K: 0 S: 3	H: 1 LOB: 0 BB: 0 P: 3	R: 0 E: 0 K: 2 S: 7	H: 0 LOB: 0 BB: 0 P: 7	R: 0 E: 0 K: 0 S: 3	H: 0 LOB: 0 BB: 0 P: 3	R: 0 E: 0 K: 1 S: 5	H: 0 LOB: 2 BB: 2 P: 13	R: 0 E: 0 K: 0 S: 3	H: 0 LOB: 0 BB: 0 P: 3	R: 1 E: 0 K: 0 S: 5	H: 3 LOB: 1 BB: 0 P: 5	1B: 4 2B: 0 3B: 0 HR: 0	SF: 0 SAC: 0 DP: 1 HBP: 0	WP: 0 PB: 0 SB: 0 CS: 1	PA: 32													
PITCHER	IP WLS BF H R ER SO BB IBB HBP BLK WP HR S P ERA WHIP																																		
Randy Lerch, L ERA: 4.16	(1, 1)	6.0	W	21	1	0	0	4	3	0	0	0	0	0	0	26	38	0.00	0.667																
Ron Reed, R ERA: 3.91	(7, 1)	2.0		9	3	1	1	1	0	0	0	0	0	0	0	11	11	4.50	1.500																
Rawly Eastwick, R ERA: 4.54	(9, 1)	1.0	S	2	0	0	0	0	0	0	0	0	0	0	0	2	2	0.00	0.000																

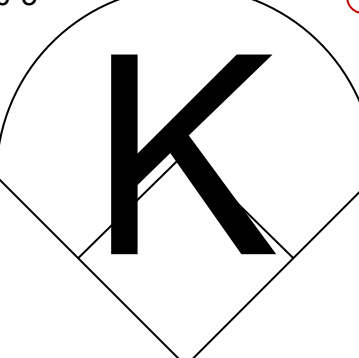
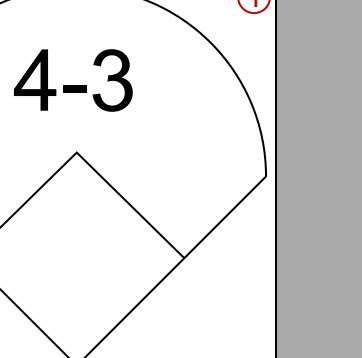
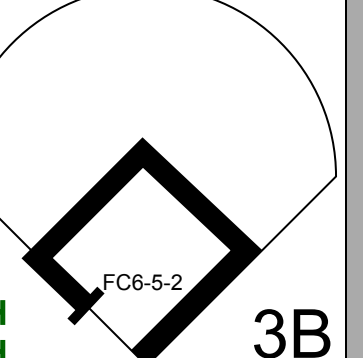
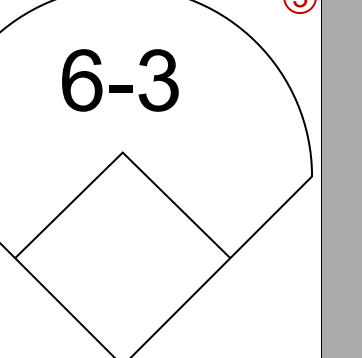
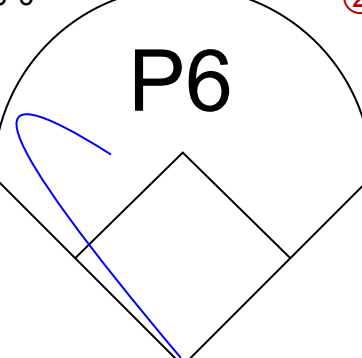
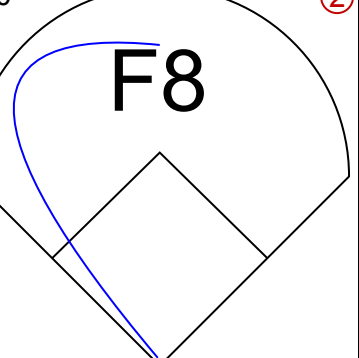
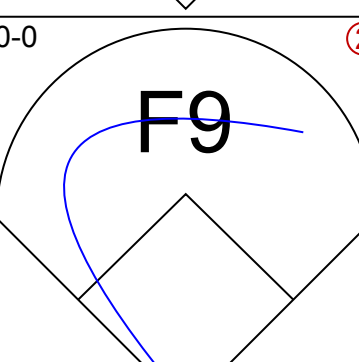
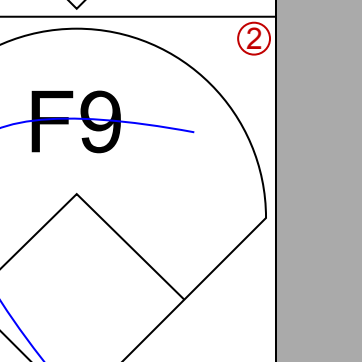
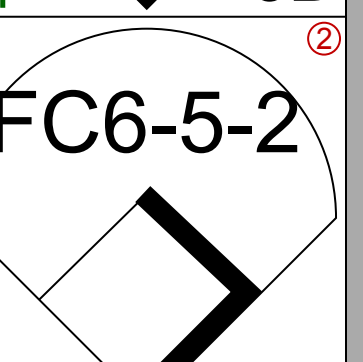
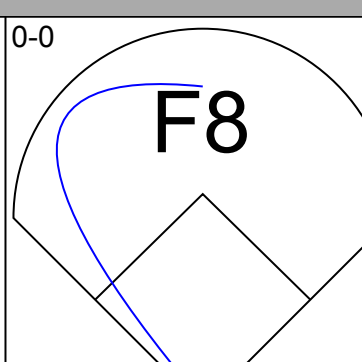
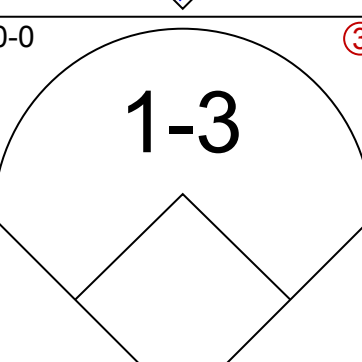
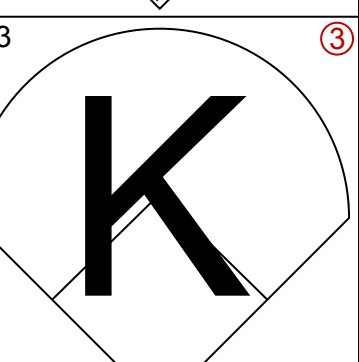
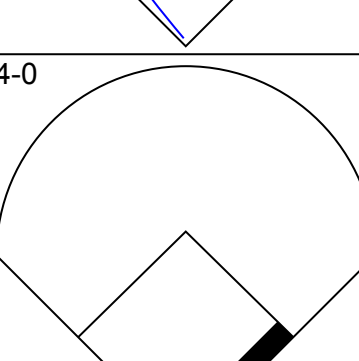
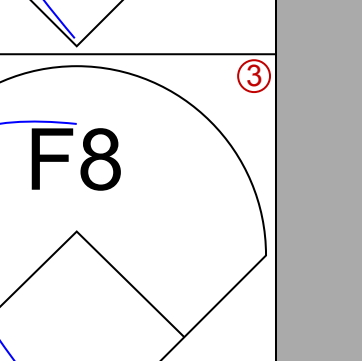
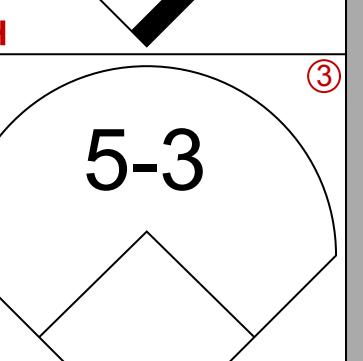
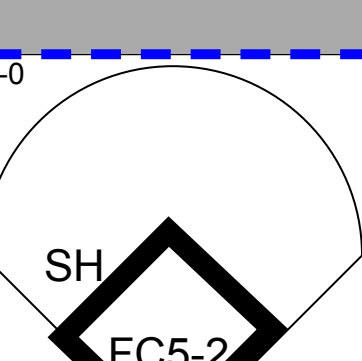
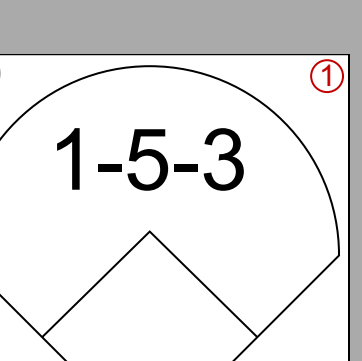
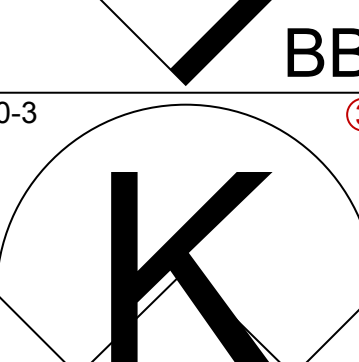
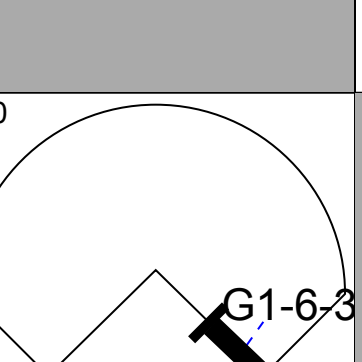
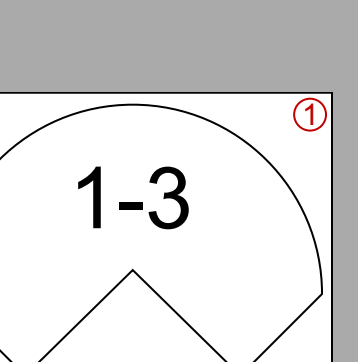
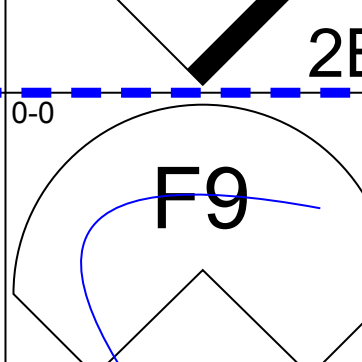

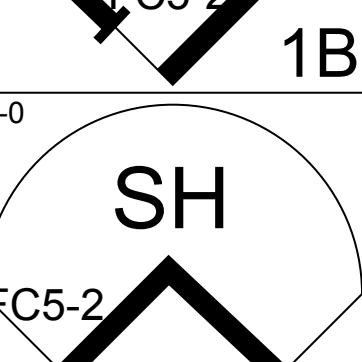
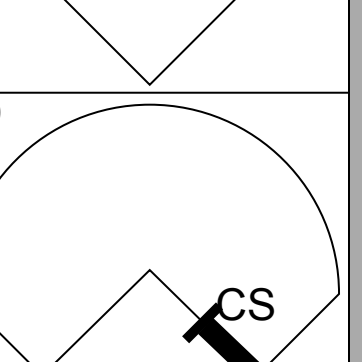
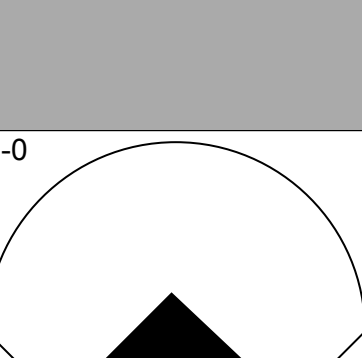
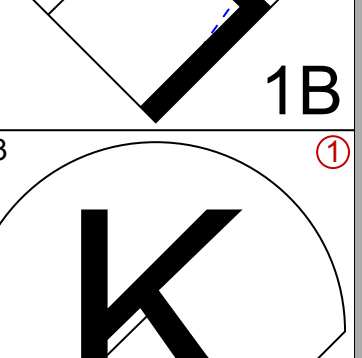
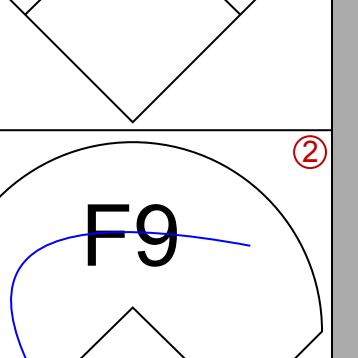
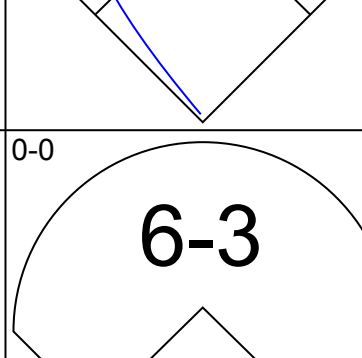

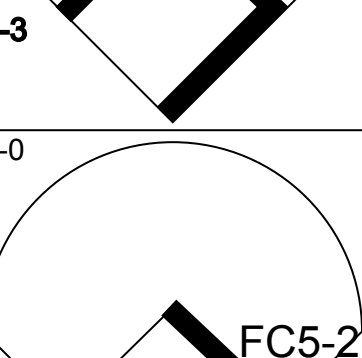
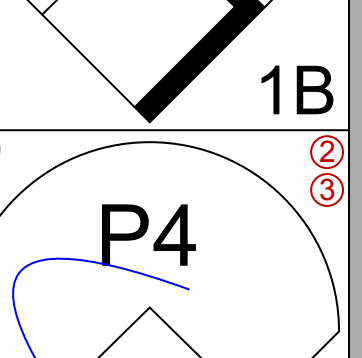
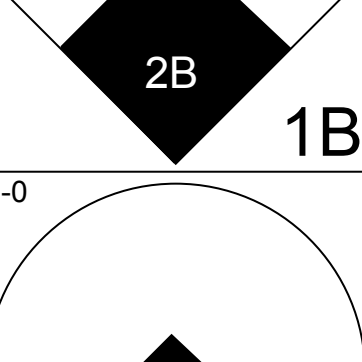
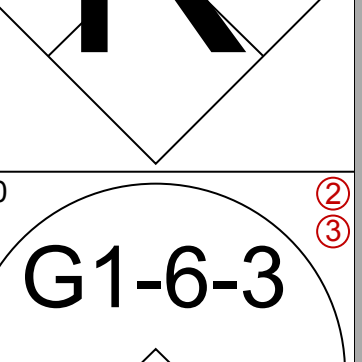
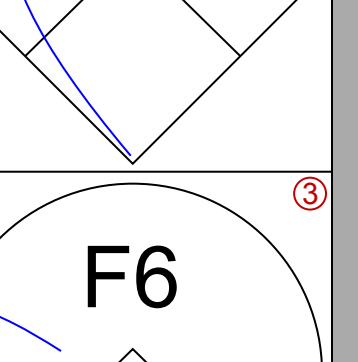
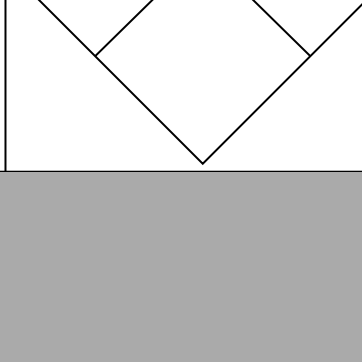

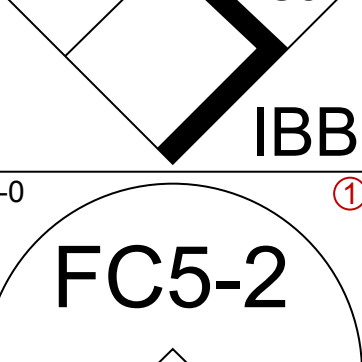
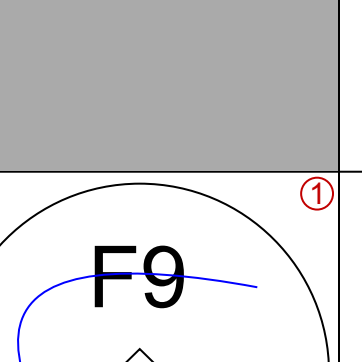
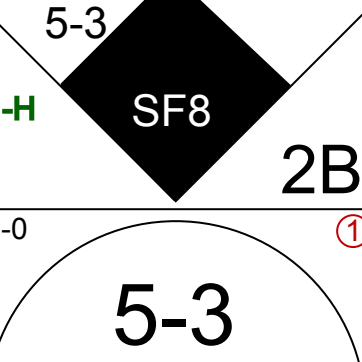

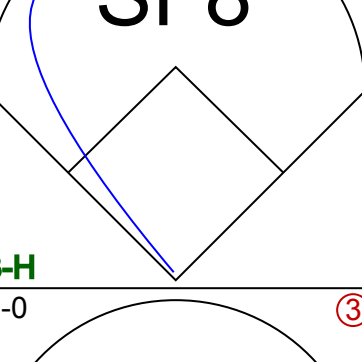

Batter	1	2	3	4	5	6	7	8	9	AB	R	H	RBI	BB	SO	LOB	BOTTOM																		
Pete Rose, S OBP: 0.398, SLG: 0.415	E S 1B		FC BLK		E5			L9		4	1	2	0	0	0	1	New York Mets @ Philadelphia Phillies Veterans Stadium, Philadelphia, PA Thu Sep 06 1979, 7:05 PM EDT Att: 21,091 - Unknown 																		
Manny Trillo, R OBP: 0.291, SLG: 0.346	K		K		F7			F5-4-3 1B	4	0	1	0	0	2	4																				
Garry Maddox, R OBP: 0.297, SLG: 0.429	S 1B		SF7					F5-4-3 1B 1-2	3	0	1	2	0	1	1																				
Greg Luzinski, R OBP: 0.350, SLG: 0.437	K		F3		F3				3	0	0	0	0	1	2																				
Del Unser, L OBP: 0.346, SLG: 0.468	K					F3			0	0	0	0	0	0	0																				
Bob Boone, R OBP: 0.363, SLG: 0.424	6-3			F3		FC6-4 BB			2	0	0	0	1	0	1																				
Mike Anderson, R OBP: 0.346, SLG: 0.333		5-3			K			FC6-4 1-2	3	0	0	0	0	1	1																				
John Vukovich, R OBP: 0.323, SLG: 0.317			K		F7				3	0	0	0	0	2	0																				
Larry Bowa, S OBP: 0.323, SLG: 0.317		F4			6-3				2	0	0	0	1	0	0																				
Randy Lerch, L ERA: 4.15	(1, 1)	5.0	L	20	3	2	2	5	1	0	0	1	1	0	33	3.60		0.800																	
Ron Reed, R ERA: 4.79	(6, 1)	2.0		7	0	0	0	2	2	0	0	0	0	0	9	17		0.00	1.000																
Greg Gross, L ERA: 4.79	(7, 9)	0.0		0	0	0	0	0	0	0	0	0	0	0	0	0																			
Rawly Eastwick, R ERA: 4.53	(9, 1)	1.0		3	1	0	0	0	0	0	0	0	0	3	3	0.00	1.000																		
Inning Stats	R: 1 E: 0 K: 2 S: 9	H: 2 LOB: 1 BB: 0 P: 9	R: 0 E: 0 K: 1 S: 5	H: 0 LOB: 0 BB: 0 P: 5	R: 1 E: 0 K: 1 S: 6	H: 0 LOB: 1 BB: 1 P: 10	R: 0 E: 0 K: 1 S: 5	H: 0 LOB: 0 BB: 0 P: 5	R: 0 E: 0 K: 0 S: 4	H: 1 LOB: 1 BB: 0 P: 4	R: 0 E: 0 K: 1 S: 5	H: 0 LOB: 1 BB: 1 P: 9	R: 0 E: 0 K: 1 S: 4	H: 0 LOB: 0 BB: 1 P: 8	R: 0 E: 0 K: 0 S: 3	H: 1 LOB: 0 BB: 0 P: 3	1B: 4 2B: 0 3B: 0 HR: 0	SF: 1 SAC: 0 DP: 2 HBP: 0	WP: 0 PB: 0 SB: 0 CS: 0	PA: 30															
PITCHER	IP WLS BF H R ER SO BB IBB HBP BLK WP HR S P ERA WHIP																																		

Batter	1	2	3	4	5	6	7	8	9	10	11	12	13	14	AB	R	H	RBI	BB	SO	LOB	TOP								
Omar Moreno, L OBP: 0.337, SLG: 0.398 (1, 8)															7	0	0	0	0	1	6									
Tim Foli, R OBP: 0.321, SLG: 0.335 (1, 6)															0	1	0	0	0	0	0									
Dave Parker, L OBP: 0.363, SLG: 0.513 (1, 9)															6	1	2	1	1	4	2									
Willie Stargell, L OBP: 0.369, SLG: 0.587 (1, 3)															4	0	1	0	0	1	3									
John Milner, L OBP: 0.392, SLG: 0.518 (8, 3)															6	1	2	1	0	0	2									
Bill Madlock, R OBP: 0.342, SLG: 0.425 (1, 5)															6	2	2	1	0	1	3									
Ed Ott, L OBP: 0.311, SLG: 0.388 (8, 1)															4	0	2	1	0	1	2									
Lee Lacy, R OBP: 0.346, SLG: 0.444 (11, PH)															0	0	0	0	0	0										
Joe Coleman, R OBP: 0.290, SLG: 0.500 (11, 1)															0	0	0	0	0	0										
Phil Garner, R OBP: 0.351, SLG: 0.447 (1, 4)															5	1	3	0	1	1										
John Candelaria, L OBP: 0.154, SLG: 0.203 (7, PH)															1	0	0	0	0	0										
Mike Easter, L OBP: 0.396, SLG: 0.489 (8, 2)															1	0	0	0	0	0										
Steve Nicosia, R OBP: 0.363, SLG: 0.463 (8, 2)															2	0	0	0	0	1	3									
Inning Stats	R: 0 E: 0 K: 3 S: 10	H: 1 LOB: 1 BB: 0 P: 10	R: 2 E: 1 K: 0 S: 6	H: 4 LOB: 1 BB: 0 P: 6	R: 0 E: 0 K: 0 S: 3	H: 0 LOB: 1 BB: 1 P: 7	R: 1 E: 0 K: 1 S: 6	H: 1 LOB: 0 BB: 0 P: 8	R: 0 E: 0 K: 0 S: 4	H: 0 LOB: 0 BB: 0 P: 4	R: 0 E: 0 K: 0 S: 3	H: 0 LOB: 2 BB: 0 P: 7	R: 1 E: 0 K: 1 S: 7	H: 2 LOB: 1 BB: 0 P: 7	R: 0 E: 0 K: 2 S: 7	H: 0 LOB: 0 BB: 0 P: 7	R: 0 E: 0 K: 1 S: 5	H: 0 LOB: 0 BB: 0 P: 5	R: 0 E: 0 K: 2 S: 7	H: 0 LOB: 0 BB: 0 P: 7	R: 0 E: 0 K: 1 S: 5	H: 1 LOB: 1 BB: 0 P: 5	R: 2 E: 1 K: 2 S: 9	H: 1 LOB: 1 BB: 1 P: 13	1B: 12 2B: 5 3B: 0 HR: 0	SF: 0 SAC: 2 DP: 2 HBP: 0	WP: 0 PB: 1 SB: 3 CS: 1	PA: 58		
PITCHER	IP 10.0	WLS 6	BF 41	H 11	R 4	ER 3	SO 9	BB 1	IBB 0	HBP 0	BLK 0	WP 0	HR 0	S 58	P 62	ERA 2.70	WHIP 1.200													
Craig Swan, R ERA: 3.16																														
Neil Allen, R ERA: 3.9																														

Pittsburgh Pirates @ New York Mets
Shea Stadium, Flushing, NY
Fri Sep 07 1979, 7:05 PM EDT
Att. 8,290 - Unknown


AB 47
R 16
H 13
RBI 4
BB 2
SO 14
LOB 24



Batter	1	2	3	4	5	6	7	8	9	10	11	12	13	14	AB	R	H	RBI	BB	SO	LOB	BOTTOM								
Frank Taveras, R OBP: 0.295, SLG: 0.345 (1, 6)															6	0	1	2	0	1	1									
Elliott Maddox, R OBP: 0.341, SLG: 0.320 (8, 9)															5	0	0	0	0	0	1									
Neil Allen, R (11, 1)															1	0	0	0	0	1	0									
Lee Mazzilli, S OBP: 0.403, SLG: 0.458 (1, 8)															5	0	2	0	1	0	1									
John Stearns, R OBP: 0.312, SLG: 0.360 (1, 3)															5	0	2	0	0	1	2									
Joel Youngblood, R OBP: 0.343, SLG: 0.455 (1, 7)																5	1	1	0	1	1	3								
Alex Trevino, R OBP: 0.347, SLG: 0.351 (1, 2)															6	1	1	1	0	0	4									
Dan Norman, R OBP: 0.278, SLG: 0.284 (8, 5)															3	1	2	0	0	0	1									
Sergio Ferrer, S OBP: 0.178, SLG: 0.240 (10, 8)															0	0	0	0	0	0	0									
Ed Kranepool, L OBP: 0.325, SLG: 0.389 (11, PH)															0	0	0	0	0	0	0									
Gil Flores, R OBP: 0.292, SLG: 0.221 (12, 8)															2	0	0	0	0	0	3									
Doug Flynn, R OBP: 0.271, SLG: 0.333 (1, 4)															5	1	0	1	0	0	5									
Craig Swan, R OBP: 0.195, SLG: 0.155 (11, PH)															3	0	0	0	0	0	3									
Richie Hebner, L OBP: 0.348, SLG: 0.358 (11, 5)															2	0	0	0	0	0	0									
Inning Stats	R: 0 E: 0 K: 2 S: 7	H: 0 LOB: 1 BB: 1 P: 11	R: 2 E: 0 K: 0 S: 5	H: 2 LOB: 0 BB: 0 P: 5	R: 0 E: 0 K: 0 S: 3	H: 0 LOB: 0 BB: 0 P: 3	R: 0 E: 0 K: 1 S: 5	H: 1 LOB: 0 BB: 0 P: 5	R: 2 E: 1 K: 0 S: 6	H: 2 LOB: 1 BB: 0 P: 6	R: 0 E: 0 K: 0 S: 3	H: 0 LOB: 0 BB: 0 P: 3	R: 0 E: 0 K: 0 S: 4	H: 1 LOB: 1 BB: 0 P: 4	R: 0 E: 0 K: 0 S: 3	H: 0 LOB: 0 BB: 0 P: 3	R: 0 E: 0 K: 0 S: 5	H: 1 LOB: 3 BB: 1 P: 9	R: 0 E: 0 K: 1 S: 5	H: 0 LOB: 0 BB: 0 P: 5	R: 0 E: 0 K: 0 S: 3	H: 1 LOB: 0 BB: 0 P: 3	R: 0 E: 0 K: 0 S: 3	H: 0 LOB: 0 BB: 0 P: 3	1B: 5 2B: 3 3B: 1 HR: 0	SF: 1 SAC: 1 DP: 1 HBP: 0	WP: 0 PB: 1 SB: 0 CS: 1	PA: 53		
PITCHER	IP 6.0	WLS 1.1	BF 24	H 5	R 4	ER 3	SO 3	BB 1	IBB 0	HBP 0	BLK 0	WP 0	HR 0	S 29	P 33	ERA 4.50	WHIP 1.000													
John Candelaria, L ERA: 3.26																														
Enrique Romo, R ERA: 2.95																														
Kent Tekulve, R ERA: 2.76																														
Joe Coleman, R ERA: 4.91																														
Grant Jackson, L ERA: 3.34																														

Pittsburgh Pirates @ New York Mets
Shea Stadium, Flushing, NY
Fri Sep 07 1979, 7:05 PM EDT
Att. 8,290 - Unknown

AB 49
R 9
H 9
RBI 4
BB 2
SO 4
LOB 24



Batter	1	2	3	4	5	6	7	8	9	AB	R	H	RBI	BB	SO	LOB	TOP											
Pete Rose, S OBP: 0.402, SLG: 0.417 (1, 3)										4	1	3	1	1	0	0	Philadelphia Phillies @ New York Mets Shea Stadium, Flushing, NY Tue Sep 11 1979, 7:05 PM EDT Att: 4,713 - Unknown											
Manny Trillo, R OBP: 0.293, SLG: 0.349 (1, 4)										5	0	2	0	0	1	2												
Mike Schmidt, R OBP: 0.394, SLG: 0.591 Mike Anderson, R OBP: 0.346, SLG: 0.333 (9, PR) (9, 9)										3	1	1	2	1	0	1												
Greg Luzinski, R OBP: 0.349, SLG: 0.437 John Vukovich, R (9, 5)										4	1	1	2	1	1	4												
Bob Boone, R OBP: 0.365, SLG: 0.421 (1, 2)										3	0	0	0	1	0	0												
Gary Maddox, R OBP: 0.299, SLG: 0.424 (1, 8)										4	0	0	0	0	1	3												
Lonnie Smith, R Rawly Eastwick, R (7, 1)										4	0	0	0	0	1	3												
Larry Bowa, S OBP: 0.319, SLG: 0.322 (1, 6)										4	1	1	0	0	1	0												
Nino Espinosa, R OBP: 0.230, SLG: 0.214 Greg Gross, L OBP: 0.399, SLG: 0.408 (7, 9) (9, 7)										3	1	1	0	0	0	1												
Inning Stats	R: 1 E: 0 K: 2 S: 9	H: 2 LOB: 3 BB: 2 P: 17	R: 0 E: 0 K: 1 S: 5	H: 0 LOB: 1 BB: 1 P: 9	R: 2 E: 0 K: 0 S: 5	H: 2 LOB: 1 BB: 0 P: 5	R: 1 E: 0 K: 0 S: 5	H: 2 LOB: 1 BB: 0 P: 5	R: 0 E: 0 K: 0 S: 3	H: 0 LOB: 0 BB: 0 P: 3	R: 1 E: 0 K: 0 S: 6	H: 3 LOB: 3 BB: 1 P: 10	R: 0 E: 0 K: 0 S: 3	H: 0 LOB: 0 BB: 0 P: 3	R: 0 E: 0 K: 1 S: 5	H: 1 LOB: 0 BB: 0 P: 5		R: 0 E: 1 K: 1 S: 5	H: 0 LOB: 1 BB: 0 P: 5	1B: 8 2B: 0 3B: 1 HR: 1	SF: 1 SAC: 0 DP: 0 HBP: 0	WP: 0 PB: 0 SB: 0 CS: 1	PA: 40					
PITCHER	IP	WLS	BF	H	R	ER	SO	BB	IBB	HBP	BLK	WP	HR	S	P	ERA	WHIP											
Pete Falcone, L ERA: 4.28 (1, 1)	5.2	L	29	9	5	5	3	3	0	0	0	0	0	1	32	44	7.94	2.118										
Dwight Bernard, R ERA: 4.82 (6, 1)	0.1		2	0	0	0	0	1	0	0	0	0	0	0	1	5	0.00	3.000										
Mike Scott, R ERA: 4.29 (7, 1)	1.0		3	0	0	0	0	0	0	0	0	0	0	0	3	3	0.00	0.000										
Tom Hausman, R ERA: 2.45 (8, 1)	2.0		6	1	0	0	2	0	0	0	0	0	0	0	10	10	0.00	0.500										

Batter	1	2	3	4	5	6	7	8	9	AB	R	H	RBI	BB	SO	LOB	BOTTOM										
Frank Taveras, R OBP: 0.297, SLG: 0.346 (1, 6)										3	1	1	0	1	0	2	Philadelphia Phillies @ New York Mets Shea Stadium, Flushing, NY Tue Sep 11 1979, 7:05 PM EDT Att: 4,713 - Unknown										
Elliott Maddox, R OBP: 0.324, SLG: 0.302 (1, 9)										4	0	1	0	0	0	1											
Lee Mazzilli, S OBP: 0.408, SLG: 0.463 (1, 8)										4	0	1	1	0	0	0											
Richie Hebner, L OBP: 0.342, SLG: 0.353 (1, 5)										4	0	1	0	0	1	0											
Joel Youngblood, R OBP: 0.348, SLG: 0.458 (1, 7)										4	1	1	0	0	0	2											
John Stearns, R OBP: 0.316, SLG: 0.367 (1, 3)										4	0	1	1	0	1	0											
Alex Trevino, R OBP: 0.345, SLG: 0.348 (1, 2)										4	0	1	0	0	0	1											
Doug Flynn, R OBP: 0.267, SLG: 0.327 (1, 4)										4	0	1	0	0	1	2											
Pete Falcone, L OBP: 0.213, SLG: 0.178 (6, 1) Dwight Bernard, R OBP: 0.275, SLG: 0.275 (6, PR) Bruce Boisclair, L OBP: 0.275, SLG: 0.275 (7, 1) Mike Scott, R OBP: 0.306, SLG: 0.318 (7, PR) Ed Kranenoc, L OBP: 0.306, SLG: 0.318 (7, PR) Sergio Ferrer, S OBP: 0.143, SLG: 0.143 (8, 1)										1	0	0	0	0	1	0											
Inning Stats	R: 0 E: 0 K: 0 S: 2	H: 0 LOB: 0 BB: 1 P: 6	R: 1 E: 0 K: 1 S: 7	H: 2 LOB: 1 BB: 0 P: 7	R: 0 E: 0 K: 1 S: 5	H: 0 LOB: 0 BB: 0 P: 5	R: 0 E: 0 K: 0 S: 3	H: 0 LOB: 0 BB: 0 P: 3	R: 0 E: 0 K: 0 S: 5	H: 0 LOB: 0 BB: 0 P: 5	R: 1 E: 0 K: 0 S: 6	H: 4 LOB: 2 BB: 0 P: 6	R: 0 E: 0 K: 0 S: 5	H: 2 LOB: 2 BB: 0 P: 5	R: 0 E: 0 K: 1 S: 5	H: 0 LOB: 0 BB: 0 P: 5		R: 0 E: 0 K: 0 S: 4	H: 1 LOB: 1 BB: 0 P: 4	1B: 8 2B: 1 3B: 0 HR: 0	SF: 0 SAC: 0 DP: 0 HBP: 0	WP: 0 PB: 0 SB: 0 CS: 1	PA: 35				
PITCHER	IP	WLS	BF	H	R	ER	SO	BB	IBB	HBP	BLK	WP	HR	S	P	ERA	WHIP										
Nino Espinosa, R ERA: 3.63 (1, 1)	6.2	W	27	8	2	2	3	1	0	0	0	0	0	10	10	0.00	1.350										
Rawly Eastwick, R ERA: 4.16 (7, 1)	2.1	S	8	1	0	0	1	0	0	0	0	0	0	10	10	0.00	0.429										

Batter	1	2	3	4	5	6	7	8	9	AB R H RBI BB SO LOB	TOP											
Pete Rose, S (1, 3) OBP: 0.405, SLG: 0.420	4-0 1B SF8 BB	0-0 2B		0-0 1B			0-0 L7		4-0 IBB	3 1 2 1 2 0 0	Philadelphia Phillies @ New York Mets Shea Stadium, Flushing, NY Wed Sep 12 1979, 7:05 PM EDT Att: 4,158 - Unknown											
Manny Trillo, R (1, 4) OBP: 0.289, SLG: 0.344	0-0 F9	0-0 E6 F4-6-3		0-0 F3			0-0 6-3		0-0 F9	5 0 0 0 0 0 7												
Bake McBride, L (1, 9) Del Unser, L (8, 9) OBP: 0.343, SLG: 0.460	0-0 1B	0-0 F4-6-3			0-3 K				0-0 F8	4 0 1 0 0 1 2 0 0 0 0 0 0 0												
Mike Schmidt, R (1, 5) John Vukovich, R (8, 5)	0-0 SF8		0-0 F4		0-0 CS 1B				0-0 5-3	3 0 1 1 0 0 0 0 0 0 0 0 0 0												
Greg Luzinski, R (1, 7) OBP: 0.346, SLG: 0.433	0-0 F1-4-3		0-3 K		0-3 K				0-0 L6	4 0 0 0 0 2 2												
Bob Boone, R (1, 2) OBP: 0.367, SLG: 0.422		0-0 1B 3B	0-0 5-3			0-0 5-3			0-0 BB E G1-2-3 1B	4 1 2 0 0 0 0												
Garry Maddox, R (1, 8) OBP: 0.297, SLG: 0.421		0-0 F2		0-0 F9		0-0 F7			0-0 E6 G1-2-3 BB 1-2	4 0 0 0 0 0 2												
Larry Bowa, S (1, 6) OBP: 0.320, SLG: 0.322		0-0 3B 1B		0-3 K		0-0 F4-3			4-0 G1-2-3 BB 1-2 2-3	3 1 1 0 1 1 0												
Randy Lerch, L (1, 1) OBP: 0.167, SLG: 0.226		0-0 2B 3B		4-0 1B BB			0-0 L6		0-0 G1-2-3 1-2 2-3 3-H	3 1 1 2 1 0 3												
Inning Stats	R: 1 E: 0 K: 0 S: 4	H: 1 LOB: 1 BB: 1 P: 8	R: 3 E: 1 K: 0 S: 7	H: 4 LOB: 1 BB: 0 P: 7	R: 0 E: 0 K: 1 S: 5	H: 0 LOB: 0 BB: 0 P: 5	R: 0 E: 0 K: 1 S: 6	H: 1 LOB: 2 BB: 1 P: 10	R: 0 E: 0 K: 0 S: 7	H: 0 LOB: 0 BB: 0 P: 7		R: 0 E: 0 K: 0 S: 3	H: 0 LOB: 0 BB: 0 P: 3	R: 0 E: 0 K: 0 S: 3	H: 0 LOB: 0 BB: 0 P: 3	R: 0 E: 0 K: 0 S: 3	H: 0 LOB: 0 BB: 0 P: 3	R: 0 E: 1 K: 0 S: 4	H: 1 LOB: 3 BB: 2 P: 12	1B: 6 2B: 1 3B: 1 HR: 0	SF: 1 SAC: 0 DP: 2 HBP: 0	WP: 0 PB: 0 SB: 0 CS: 1
PITCHER	IP WLS BF H R ER SO BB IBB HBP BLK WP HR S P ERA WHIP																					
Craig Swan, R (1, 1) ERA: 3.25	5.0 L 23 7 4 4 4 2 0 0 0 0 0 0 29 37 7.20 1.800																					
Roy Lee Jackson, R (6, 1) ERA:	2.0 6 0 0 0 0 0 0 0 0 0 0 0 6 6 0.00 0.000																					
Jeff Reardon, R (8, 1) ERA: 2.61	2.0 9 1 0 0 0 1 1 0 0 0 0 0 7 15 0.00 1.000																					

Batter	1	2	3	4	5	6	7	8	9	AB R H RBI BB SO LOB	BOTTOM											
Frank Taveras, R (1, 6) OBP: 0.299, SLG: 0.346	4-0 1B 1B BB		0-0 F9		0-0 1B			0-0 F8		3 0 1 0 1 0 0	Philadelphia Phillies @ New York Mets Shea Stadium, Flushing, NY Wed Sep 12 1979, 7:05 PM EDT Att: 4,158 - Unknown											
Elliott Maddox, R (1, 5) OBP: 0.317, SLG: 0.294	0-0 F8		0-0 5-3		0-0 L5			0-0 F7		4 0 0 0 0 0 2												
Lee Mazzilli, S (1, 8) OBP: 0.408, SLG: 0.464	0-0 1B 1-2		0-3 K		0-0 P4			0-0 WP 1B		4 0 2 0 0 1 1												
John Stearns, R (1, 3) OBP: 0.316, SLG: 0.366	0-0 1B		0-0 F9		0-0 P6			0-0 5-3		4 0 1 0 0 0 1												
Joel Youngblood, R (1, 7) OBP: 0.346, SLG: 0.454	0-3 K		0-3 K		0-0 5-3			0-3 K		4 0 0 0 0 3 2												
Dan Norman, R (1, 9) OBP: 0.288, SLG: 0.297		0-0 F2-3 1B		4-0 1B BB		0-0 2B		0-3 K		3 0 2 0 1 1 0												
Alex Trevino, R (1, 2) OBP: 0.343, SLG: 0.346	0-0 F4		0-0 1B		0-0 1B		0-0 1-3		0-3 K	4 0 1 0 0 1 1												
Doug Flynn, R (1, 4) OBP: 0.266, SLG: 0.325	0-0 F2-3		0-0 F4-3		0-0 F4-3					3 0 0 0 0 0 3												
Craig Swan, R (1, 1) OBP: 0.192, SLG: 0.153	0-0 F9			0-3 K2-3			0-3 K			1 0 0 0 0 0 1												
Kelvin Chapman, R (5, PH) OBP: 0.218, SLG: 0.204										1 0 0 0 0 1 0												
Roy Lee Jackson, R (6, 1) Bruce Boisclair, L (7, PH) Jeff Reardon, R (8, 1) OBP: 0.208, SLG: 0.269										0 0 0 0 0 0 0 1 0 0 0 0 1 0 0 0 0 0 0 0 0												
Inning Stats	R: 0 E: 0 K: 1 S: 6	H: 2 LOB: 2 BB: 1 P: 10	R: 0 E: 0 K: 0 S: 4	H: 1 LOB: 1 BB: 0 P: 4	R: 0 E: 0 K: 1 S: 5	H: 0 LOB: 0 BB: 0 P: 5	R: 0 E: 0 K: 1 S: 6	H: 1 LOB: 2 BB: 1 P: 10	R: 0 E: 0 K: 1 S: 6	H: 1 LOB: 1 BB: 0 P: 6	R: 0 E: 0 K: 0 S: 3	H: 1 LOB: 1 BB: 0 P: 3	R: 0 E: 0 K: 1 S: 5	H: 0 LOB: 0 BB: 0 P: 5	R: 0 E: 0 K: 0 S: 4	H: 1 LOB: 1 BB: 0 P: 4	R: 0 E: 0 K: 3 S: 9	H: 0 LOB: 0 BB: 0 P: 9	1B: 6 2B: 1 3B: 0 HR: 0	SF: 0 SAC: 0 DP: 0 HBP: 0	WP: 1 PB: 0 SB: 0 CS: 0	PA: 34
PITCHER	IP WLS BF H R ER SO BB IBB HBP BLK WP HR S P ERA WHIP																					
Randy Lerch, L (1, 1) ERA: 3.96	9.0 W 34 7 0 0 8 2 0 0 0 0 1 0 48 56 0.00 1.000																					

Batter	1	2	3	4	5	6	7	8	9	AB	R	H	RBI	BB	SO	LOB	TOP					
Pete Rose, S OBP: 0.408, SLG: 0.425 (1, 3)										5	1	4	0	0	0	0	Philadelphia Phillies @ New York Mets Shea Stadium, Flushing, NY Thu Sep 13 1979, 7:05 PM EDT Att: 3,890 - Unknown					
Manny Trillo, R OBP: 0.285, SLG: 0.339 (1, 4)										5	0	0	0	0	1	6						
Bake McBride, L OBP: 0.319, SLG: 0.403 (1, 9)										3	0	0	1	0	1	1						
Mike Schmidt, R OBP: 0.394, SLG: 0.590 (1, 5)										3	1	1	0	1	1	1						
Greg Luzinski, R OBP: 0.347, SLG: 0.436 (1, 7)										4	0	2	0	0	0	2						
Mike Anderson, R OBP: 0.346, SLG: 0.333 (8, 7)										0	0	0	0	0	0	0						
Greg Gross, L OBP: 0.408, SLG: 0.409 (1, 8)										2	0	1	0	2	0	1						
Tim McCarver, L OBP: 0.321, SLG: 0.294 (1, 2)										4	0	0	0	0	2	5						
Tug McGraw, R OBP: 0.167, SLG: 0.167 (9, 1)										0	0	0	0	0	0	0						
Larry Bowa, S OBP: 0.320, SLG: 0.320 (1, 6)										3	0	0	0	1	1	4						
Steve Carlton, L OBP: 0.250, SLG: 0.253 (1, 1)										3	0	0	0	1	2	2						
Bob Boone, R OBP: 0.367, SLG: 0.422 (9, 2)										0	0	0	0	0	0	0						
Inning Stats	R: 0 E: 0 K: 1 S: 5	H: 1 LOB: 0 BB: 0 P: 5	R: 0 E: 0 K: 1 S: 5	H: 1 LOB: 0 BB: 0 P: 5	R: 0 E: 0 K: 2 S: 7	H: 0 LOB: 0 BB: 0 P: 7	R: 1 E: 0 K: 0 S: 4	H: 1 LOB: 1 BB: 1 P: 8	R: 0 E: 0 K: 0 S: 5	H: 2 LOB: 3 BB: 1 P: 9	R: 0 E: 0 K: 0 S: 4	H: 1 LOB: 1 BB: 0 P: 9	R: 0 E: 0 K: 2 S: 8	H: 1 LOB: 1 BB: 0 P: 8	R: 1 E: 0 K: 2 S: 8	H: 1 LOB: 2 BB: 2 P: 16	R: 0 E: 0 K: 0 S: 3	H: 0 LOB: 0 BB: 0 P: 3	1B: 5 2B: 3 3B: 0 HR: 0	SF: 1 SAC: 0 DP: 1 HBP: 1	WP: 1 PB: 0 SB: 0 CS: 1	PA: 39
PITCHER	IP	WLS	BF	H	R	ER	SO	BB	IBB	HBP	BLK	WP	HR	S	P	ERA	WHIP					
Juan Berenguer, R ERA: 3.97 (1, 1)	5.1	L	23	6	1	1	4	2	0	1	0	0	0	28	37	1.69	1.500					
Ed Glynn, L ERA: 3.27 (6, 1)	0.2		3	0	0	0	0	0	1	0	0	0	0	2	6	0.00	0.000					
Neil Allen, R ERA: 3.92 (7, 1)	2.0		10	2	1	1	4	0	2	0	0	1	0	16	24	4.50	1.000					
Andy Hassler, L ERA: 4.5 (9, 1)	1.0		3	0	0	0	0	0	0	0	0	0	0	3	3	0.00	0.000					

Batter	1	2	3	4	5	6	7	8	9	AB	R	H	RBI	BB	SO	LOB	BOTTOM				
Frank Taveras, R OBP: 0.298, SLG: 0.345 (1, 6)										4	0	1	0	0	2	0	Philadelphia Phillies @ New York Mets Shea Stadium, Flushing, NY Thu Sep 13 1979, 7:05 PM EDT Att: 3,890 - Unknown				
Elliott Maddox, R OBP: 0.315, SLG: 0.289 (1, 5)										3	0	0	0	1	1	1					
Lee Mazzilli, S OBP: 0.409, SLG: 0.465 (1, 8)										3	1	1	0	1	1	1					
John Stearns, R OBP: 0.317, SLG: 0.365 (1, 3)										3	0	1	0	1	1	0					
Joel Youngblood, R OBP: 0.347, SLG: 0.454 (1, 7)										4	0	2	0	0	1	3					
Dan Norman, R OBP: 0.279, SLG: 0.321 (1, 9)										4	0	2	1	0	0	1					
Alex Trevino, R OBP: 0.341, SLG: 0.344 (1, 2)										4	0	1	0	0	1	3					
Doug Flynn, R OBP: 0.264, SLG: 0.323 (1, 4)										4	0	0	0	0	0	5					
Juan Berenguer, R OBP: 0.297, SLG: 0.500 (6, 1)										1	0	0	0	0	1	0					
Kelvin Chapman, R OBP: 0.245, SLG: 0.290 (6, 10)										0	0	0	0	0	0	0					
Neil Allen, R OBP: 0.347, SLG: 0.225 (7, 1)										1	0	0	0	0	0	0					
Gil Flores, R OBP: 0.347, SLG: 0.225 (8, 10)										0	0	0	0	0	0	0					
Andy Hassler, L ERA: 4.5 (9, 1)										0	0	0	0	0	0	0					
Inning Stats	R: 0 E: 0 K: 3 S: 9	H: 0 LOB: 0 BB: 0 P: 9	R: 0 E: 0 K: 0 S: 4	H: 1 LOB: 1 BB: 0 P: 4	R: 0 E: 0 K: 1 S: 5	H: 0 LOB: 0 BB: 0 P: 5	R: 0 E: 0 K: 1 S: 4	H: 1 LOB: 1 BB: 2 P: 12	R: 0 E: 1 K: 0 S: 5	H: 1 LOB: 1 BB: 0 P: 4	R: 0 E: 0 K: 1 S: 7	H: 2 LOB: 2 BB: 0 P: 7	R: 0 E: 0 K: 1 S: 5	H: 0 LOB: 0 BB: 0 P: 5	R: 1 E: 0 K: 0 S: 5	H: 3 LOB: 2 BB: 1 P: 9	1B: 6 2B: 3 3B: 0 HR: 0	SF: 0 SAC: 0 DP: 1 HBP: 0	WP: 0 PB: 0 SB: 0 CS: 2	PA: 35	
PITCHER	IP	WLS	BF	H	R	ER	SO	BB	IBB	HBP	BLK	WP	HR	S	P	ERA	WHIP				
Steve Carlton, L ERA: 3.75 (1, 1)	8.1	W	34	8	1	1	8	3	0	0	1	0	0	47	59	1.08	1.320				
Tug McGraw, L ERA: 4.83 (9, 1)	0.2	S	1	0	0	0	0	0	0	0	0	0	0	1	1	0.00	0.000				

Batter	1	2	3	4	5	6	7	8	9	AB	R	H	RBI	BB	SO	LOB	TOP			
Frank Taveras, R OBP: 0.298, SLG: 0.344										5	2	1	0	0	1	4	New York Mets @ Pittsburgh Pirates Three Rivers Stadium, Pittsburgh, PA Sat Sep 15 1979, 3:33 AM EDT Att: 18,060 - Unknown			
John Stearns, R OBP: 0.314, SLG: 0.362										5	0	0	0	0	2	6				
Lee Mazzilli, S OBP: 0.409, SLG: 0.465										4	1	2	2	0	1	0				
Richie Hebner, L OBP: 0.341, SLG: 0.352										4	0	1	1	0	0	2				
Joel Youngblood, R OBP: 0.348, SLG: 0.454										3	0	1	0	0	2	0				
Ed Kranevool, L OBP: 0.298, SLG: 0.311										3	0	0	1	0	0	1				
Bruce Boisclair, L OBP: 0.211, SLG: 0.286										4	0	1	0	0	2	2				
Doug Flynn, R OBP: 0.264, SLG: 0.322										4	0	1	0	0	0	1				
Kevin Kobel, R Roy Lee Jackson, R Ron Hodges, L Sergio Ferrer, S Ed Glynn, R Alex Trevino, R Kelvin Chapman, R										1	0	0	0	0	0	1		0		
Inning Stats	R: 2 E: 0 K: 2 S: 10	H: 3 LOB: 2 BB: 0 P: 11	R: 0 E: 0 K: 0 S: 4	H: 1 LOB: 1 BB: 0 P: 4	R: 0 E: 0 K: 0 S: 4	H: 1 LOB: 1 BB: 0 P: 4	R: 0 E: 0 K: 2 S: 7	H: 0 LOB: 0 BB: 0 P: 7	R: 0 E: 0 K: 1 S: 5	H: 0 LOB: 0 BB: 0 P: 5	R: 2 E: 0 K: 0 S: 6	H: 2 LOB: 2 BB: 1 P: 10	R: 0 E: 0 K: 1 S: 5	H: 0 LOB: 0 BB: 0 P: 5	R: 0 E: 0 K: 1 S: 6	H: 1 LOB: 2 BB: 0 P: 6		1B: 7 2B: 1 3B: 0 HR: 0	SF: 1 SAC: 1 DP: 0 HBP: 1	WP: 0 PB: 0 SB: 2 CS: 0
PITCHER	IP WLS BF H R ER SO BB IBB HBP BLK WP HR S P ERA WHIP																			
Bert Blyleven, R ERA: 3.51	(1, 1) 6.2 30 7 4 4 7 1 0 1 0 0 0 0 0 0 0 0 5.40 1.200																			
Dave Roberts, L ERA: 2.97	(7, 1) 0.1 W 1 0 0 0 0 0 0 0 0 0 0 0 0 0 0 0 0.00 0.000																			
Enrique Romo, R ERA: 2.65	(8, 1) 1.1 5 1 0 0 1 0 0 0 0 0 0 0 1 7 7 0.00 0.750																			
Kent Tekulve, R ERA: 2.64	(9, 1) 0.2 S 2 0 0 0 1 0 0 0 0 0 0 0 0 4 4 0.00 0.000																			


AB	34
R	4
H	8
RBI	4
BB	1
SO	9
LOB	16




Batter	1	2	3	4	5	6	7	8	9	AB	R	H	RBI	BB	SO	LOB	BOTTOM			
Omar Moreno, L OBP: 0.340, SLG: 0.396										3	3	2	0	1	0	0	New York Mets @ Pittsburgh Pirates Three Rivers Stadium, Pittsburgh, PA Sat Sep 15 1979, 3:33 AM EDT Att: 18,060 - Unknown			
Tim Lincecum, R OBP: 0.319, SLG: 0.332										3	0	3	2	1	0	0				
Dave Parker, L OBP: 0.364, SLG: 0.513										2	0	0	1	1	0	3				
Bill Robinson, R OBP: 0.302, SLG: 0.504										4	0	1	2	0	1	3				
Willie Stargell, L OBP: 0.368, SLG: 0.585										3	0	0	0	0	2	3				
Bill Madlock, R OBP: 0.341, SLG: 0.418										4	0	1	0	0	0	1				
Phil Garner, R OBP: 0.349, SLG: 0.437										4	0	0	0	0	1	2				
Steve Nicosia, R OBP: 0.365, SLG: 0.459										4	1	1	0	0	0	1				
Bert Blyleven, R OBP: 0.141, SLG: 0.156	(1, 1) 4.1 20 7 4 4 2 0 0 1 0 0 0 0 0 0 0 0 8.31 1.615																			
Dave Roberts, L ERA: 3.5	(5, 1) 1.2 6 0 0 0 1 0 1 0 0 1 0 7 11 0.00 0.000																			
Lee Lacy, R OBP: 0.337, SLG: 0.429	(7, PH) 2.0 L 9 1 1 1 1 2 0 0 0 0 0 0 9 17 4.50 1.500																			
Enrique Romo, R OBP: 0.182, SLG: 0.182	(8, 1) 1.2 6 0 0 0 1 0 1 0 0 1 0 7 11 0.00 0.000																			
Kent Tekulve, R OBP: 0.231, SLG: 0.167	(9, 1) 0.2 S 2 0 0 0 1 0 0 0 0 0 0 0 4 4 0.00 0.000																			
Inning Stats	R: 0 E: 0 K: 0 S: 4	H: 1 LOB: 1 BB: 0 P: 4	R: 0 E: 0 K: 1 S: 5	H: 1 LOB: 0 BB: 0 P: 5	R: 2 E: 0 K: 1 S: 8	H: 3 LOB: 1 BB: 0 P: 8	R: 0 E: 0 K: 0 S: 3	H: 0 LOB: 1 BB: 0 P: 4	R: 2 E: 0 K: 0 S: 5	H: 2 LOB: 1 BB: 1 P: 9	R: 0 E: 0 K: 1 S: 5	H: 0 LOB: 0 BB: 0 P: 5	R: 1 E: 0 K: 1 S: 6	H: 1 LOB: 2 BB: 2 P: 14	R: 0 E: 0 K: 0 S: 3	H: 0 LOB: 0 BB: 0 P: 3	1B: 8 2B: 0 3B: 0 HR: 0	SF: 1 SAC: 1 DP: 0 HBP: 1	WP: 1 PB: 0 SB: 2 CS: 1	PA: 35
PITCHER	IP WLS BF H R ER SO BB IBB HBP BLK WP HR S P ERA WHIP																			
Kevin Kobel, L ERA: 3.5	(1, 1) 4.1 20 7 4 4 2 0 0 1 0 0 0 1 0 7 11 0.00 0.000																			
Roy Lee Jackson, R ERA: 3.31	(5, 1) 1.2 6 0 0 0 1 0 1 0 0 1 0 7 11 0.00 0.000																			
Ed Glynn, L ERA: 3.31	(7, 1) 2.0 L 9 1 1 1 1 2 0 0 0 0 0 0 9 17 4.50 1.500																			

AB	29
R	4
H	8
RBI	5
BB	3
SO	4
LOB	13



Batter	1	2	3	4	5	6	7	8	9	AB	R	H	RBI	BB	SO	LOB	TOP											
Frank Taveras, R OBP: 0.296, SLG: 0.342 (1, 6)	0-0 6-3		0-0 1-3		0-0 P3			0-0 6-3		4	0	0	0	0	0	0	New York Mets @ Pittsburgh Pirates Three Rivers Stadium, Pittsburgh, PA Sun Sep 16 1979, 3:33 AM EDT Att: 25,364 - Unknown											
Elliott Maddox, R OBP: 0.324, SLG: 0.308 (1, 8)	0-0 1B 2B		0-0 2B		4-0 1B BB			0-0 F9		3	1	2	0	1	0	0												
Lee Mazzilli, S OBP: 0.410, SLG: 0.465 (1, 3)	0-0 2H 1B		0-3 K		0-3 K			0-0 2B 1B		4	1	2	1	0	2	2												
Joel Youngblood, R OBP: 0.347, SLG: 0.454 (1, 7)	0-3 K			0-0 5-3		0-0 L7		0-0 1H 2B		4	0	1	1	0	1	2												
John Stearns, R OBP: 0.316, SLG: 0.363 (1, 2)		0-0 G6-4-3 1B 1B		0-0 F9		0-0 1-3 1B		0-0 F9		4	0	2	0	0	0	1												
Dan Norman, R OBP: 0.289, SLG: 0.366 (1, 9)		0-0 G6-4-3 1B		0-0 HR		0-3 K			0-3 K	4	1	2	1	0	2	2												
Alex Trevino, R OBP: 0.338, SLG: 0.340 (1, 5)		0-0 G6-4-3		0-0 4-3			0-0 F8		0-0 F7	4	0	0	0	0	0	2												
Doug Flynn, R OBP: 0.262, SLG: 0.319 (1, 4)		0-0 F3			0-0 F6-3		0-0 F5-3		0-0 F4-3	4	0	0	0	0	0	1												
Pete Falcone, L OBP: 0.200, SLG: 0.167 Neil Allen, R (9, 1)			0-0 B1-3		0-3 K		0-3 K			3	0	0	0	0	2	0												
Inning Stats	R: 1 E: 0 K: 1 S: 6	H: 2 LOB: 1 BB: 0 P: 6	R: 0 E: 0 K: 0 S: 4	H: 2 LOB: 1 BB: 0 P: 4	R: 0 E: 0 K: 1 S: 6	H: 1 LOB: 0 BB: 0 P: 6	R: 1 E: 0 K: 0 S: 4	H: 1 LOB: 0 BB: 0 P: 4	R: 0 E: 0 K: 2 S: 8	H: 1 LOB: 2 BB: 1 P: 12	R: 0 E: 0 K: 1 S: 5	H: 0 LOB: 0 BB: 0 P: 5	R: 1 E: 0 K: 0 S: 5	H: 2 LOB: 1 BB: 0 P: 5	R: 0 E: 0 K: 1 S: 5	H: 0 LOB: 0 BB: 0 P: 5		1B: 5 2B: 4 3B: 0 HR: 1	SF: 0 SAC: 0 DP: 2 HBP: 0	WP: 0 PB: 0 SB: 0 CS: 1	PA: 35							
PITCHER	IP	WLS	BF	H	R	ER	SO	BB	IBB	HBP	BLK	WP	HR	S	P	ERA	WHIP											
John Candelaria, L ERA: 3.14 Jim Bibby, R ERA: 2.91 Kent Tekulve, R ERA: 2.67	(1, 1)	5.0	L	19	6	2	2	3	0	0	0	0	0	1	25	25	3.60	1.200										
	(6, 1)	2.0		8	1	0	0	3	1	0	0	0	0	0	13	17	0.00	1.000										
	(8, 1)	2.0		8	2	1	1	1	0	0	0	0	0	0	10	10	4.50	1.000										

Batter	1	2	3	4	5	6	7	8	9	AB	R	H	RBI	BB	SO	LOB	BOTTOM										
Omar Moreno, L OBP: 0.338, SLG: 0.394 (1, 8)	0-0 1-3		0-0 G3		0-0 F8		0-0 F4-3			4	0	0	0	0	0	3	New York Mets @ Pittsburgh Pirates Three Rivers Stadium, Pittsburgh, PA Sun Sep 16 1979, 3:33 AM EDT Att: 25,364 - Unknown										
Phil Garner, R OBP: 0.348, SLG: 0.438 (1, 4)	0-3 K		0-0 2B		0-3 K			0-0 F9		4	0	1	0	0	2	0											
Dave Parker, L OBP: 0.363, SLG: 0.513 (1, 9)	0-0 2B		0-0 F7		0-0 G3			0-0 G3		4	0	1	0	0	0	1											
Bill Robinson, R OBP: 0.304, SLG: 0.503 (1, 3)	4-0 BB			0-0 L6		0-0 1B		0-3 K		3	0	1	0	1	1	0											
Lee Lacy, R OBP: 0.335, SLG: 0.425 (1, 7)	0-3 K			0-0 P5		0-0 F7			0-0 FC4-6 BB 1B	4	0	1	0	0	1	3											
Bill Madlock, R OBP: 0.340, SLG: 0.416 (1, 5)		0-0 F7		0-0 L7			0-0 5-3		4-0 FC4-6 BB	3	0	0	0	1	0	0											
Steve Nicosia, R OBP: 0.365, SLG: 0.457 Mike Easter, L OBP: 0.393, SLG: 0.479 Doe Boyland, L (9, PR)		0-0 F7			0-0 F8		0-0 FC3-6 1B 1B		0-0 FC4-6 BB F6-4-3	3	0	1	0	0	0	0		AB 33 R 0 H 7 RBI 0 BB 2 SO 5 LOB 14									
Dale Berra, R OBP: 0.271, SLG: 0.325 Willie Stargell, L OBP: 0.397, SLG: 0.583 (9, PH)		0-0 F4			0-0 1B		0-0 FC3-6 1B		0-0 F6-4-3	3	0	2	0	0	0	0											
John Candelaria, L OBP: 0.145, SLG: 0.192 Manny Sanguillen, R OBP: 0.298, SLG: 0.304 Jim Bibby, R OBP: 0.188, SLG: 0.361 John Milner, R OBP: 0.385, SLG: 0.518 Alberto Lois, R OBP: 0.231, SLG: 0.167 (8, 1)			0-3 K		0-0 F9		0-0 FC3-6			1	0	0	0	0	1	0											
Inning Stats	R: 0 E: 0 K: 2 S: 8	H: 1 LOB: 2 BB: 1 P: 12	R: 0 E: 0 K: 0 S: 3	H: 0 LOB: 0 BB: 0 P: 3	R: 0 E: 0 K: 1 S: 6	H: 1 LOB: 1 BB: 0 P: 6	R: 0 E: 0 K: 0 S: 3	H: 0 LOB: 0 BB: 0 P: 3	R: 0 E: 0 K: 0 S: 4	H: 1 LOB: 1 BB: 0 P: 4	R: 0 E: 0 K: 1 S: 6	H: 1 LOB: 2 BB: 0 P: 6	R: 0 E: 0 K: 0 S: 5	H: 2 LOB: 2 BB: 0 P: 5	R: 0 E: 0 K: 1 S: 5	H: 0 LOB: 0 BB: 0 P: 5		R: 0 E: 0 K: 0 S: 3	H: 1 LOB: 2 BB: 1 P: 7	1B: 5 2B: 2 3B: 0 HR: 0	SF: 0 SAC: 0 DP: 1 HBP: 0	WP: 0 PB: 0 SB: 0 CS: 0	PA: 35				
PITCHER	IP	WLS	BF	H	R	ER	SO	BB	IBB	HBP	BLK	WP	HR	S	P	ERA	WHIP										
Pete Falcone, L ERA: 4.08 Neil Allen, R ERA: 3.87	(1, 1)	8.0	W	32	7	0	0	5	1	0	0	0	0	41	45	0.00	1.000										
	(9, 1)	1.0	S	3	0	0	0	0	1	0	0	0	0	2	6	0.00	1.000										

Batter	1	2	3	4	5	6	7	8	9	AB	R	H	RBI	BB	SO	LOB	TOP										
Ivan De Jesus, R OBP: 0.342, SLG: 0.378 (1, 6)										4	1	1	0	0	0	0	<p>Chicago Cubs @ New York Mets Shea Stadium, Flushing, NY Tue Sep 18 1979, 7:05 PM EDT Unknown</p> <p>livebaseballscores.com</p>										
Scot Thompson, L OBP: 0.341, SLG: 0.404 (1, 9)										4	0	1	0	0	0	2											
Dave Kingman, R OBP: 0.347, SLG: 0.625 (1, 7)										4	0	1	2	0	0	1											
Larry Bittner, L OBP: 0.355, SLG: 0.422 (1, 3)										3	0	0	0	1	1	2											
Steve Ontiveros, S OBP: 0.366, SLG: 0.372 (1, 5)										4	0	1	0	0	0	0											
Jerry Martin, R OBP: 0.328, SLG: 0.458 (1, 8)										4	0	0	0	0	0	3											
Barry Foote, R OBP: 0.320, SLG: 0.437 (1, 2)										3	0	0	0	0	1	0											
Mick Kelleher, R OBP: 0.282, SLG: 0.288 (1, 4)										2	1	0	0	1	1	0											
Rick Reuschel, R OBP: 0.235, SLG: 0.218 Bruce Sutter, R OBP: 0.333, SLG: 0.273 (8, 1)										3	0	0	0	0	1	1											
										0	0	0	0	0	0	0											
Inning Stats	R: 0 E: 0 K: 1 S: 6	H: 1 LOB: 1 BB: 0 P: 6	R: 0 E: 0 K: 0 S: 3	H: 0 LOB: 0 BB: 0 P: 3	R: 2 E: 0 K: 1 S: 7	H: 2 LOB: 1 BB: 1 P: 11	R: 0 E: 0 K: 1 S: 5	H: 0 LOB: 0 BB: 0 P: 5	R: 0 E: 0 K: 0 S: 3	H: 0 LOB: 0 BB: 0 P: 3	R: 0 E: 1 K: 0 S: 3	H: 0 LOB: 0 BB: 0 P: 3	R: 0 E: 0 K: 0 S: 5	H: 0 LOB: 0 BB: 0 P: 5	R: 0 E: 0 K: 1 S: 4	H: 1 LOB: 2 BB: 1 P: 8	1B: 4 2B: 0 3B: 0 HR: 0	SF: 0 SAC: 0 DP: 1 HBP: 0	WP: 0 PB: 0 SB: 1 CS: 0	PA: 33							
PITCHER	IP	WLS	BF	H	R	ER	SO	BB	IBB	HBP	BLK	WP	HR	S	P	ERA	WHIP										
John Pacella, R ERA: 2.7 Roy Lee Jackson, R ERA: Jeff Reardon, R ERA: 2.38	(1, 1) (7, 1) (9, 1)	6.0 2.0 1.0	L 6 5	22 0 1	3 0 0	2 0 0	3 1 0	0 0 1	0 0 0	0 0 0	0 0 0	0 0 0	0 0 0	0 8 4	27 8 8	3.00 0.00 0.00	0.667 0.000 2.000										

Batter	1	2	3	4	5	6	7	8	9	AB	R	H	RBI	BB	SO	LOB	BOTTOM										
Frank Taveras, R OBP: 0.299, SLG: 0.341 (1, 6)										1	0	0	0	2	1	0	<p>Chicago Cubs @ New York Mets Shea Stadium, Flushing, NY Tue Sep 18 1979, 7:05 PM EDT Unknown</p> <p>livebaseballscores.com</p>										
Elliott Maddox, R OBP: 0.323, SLG: 0.306 (1, 8)										4	0	1	0	0	1	2											
Lee Mazzilli, S OBP: 0.409, SLG: 0.464 (1, 3)										4	0	1	0	0	0	3											
Richie Hebner, L OBP: 0.338, SLG: 0.348 (1, 5)										4	0	0	0	0	0	2											
Joel Youngblood, R OBP: 0.346, SLG: 0.451 (1, 7)										3	0	0	0	0	0	0											
John Stearns, R OBP: 0.316, SLG: 0.363 (1, 2)										3	0	1	0	0	0	0											
Bruce Boisclair, L OBP: 0.200, SLG: 0.271 (1, 9)										3	0	0	0	0	0	1											
Doug Flynn, R OBP: 0.262, SLG: 0.319 (1, 4)										3	0	1	0	0	0	0											
John Pacella, R Gil Flores, R Roy Lee Jackson, R Ed Kranepool, L Jeff Reardon, R (6, PH) (7, 1) (8, PH) (9, 1)	(1, 1) (6, PH) (7, 1) (8, PH) (9, 1)	7.1 1.2	W S	26 5	4 0	0 0	1 1	0 0	0 0	0 1	0 0	0 0	0 0	0 0	0 0	0 1											
Inning Stats	R: 0 E: 0 K: 0 S: 3	H: 1 LOB: 1 BB: 1 P: 7	R: 0 E: 0 K: 0 S: 3	H: 0 LOB: 0 BB: 0 P: 3	R: 0 E: 0 K: 1 S: 5	H: 0 LOB: 0 BB: 0 P: 5	R: 0 E: 0 K: 0 S: 3	H: 0 LOB: 0 BB: 0 P: 3	R: 0 E: 0 K: 0 S: 3	H: 1 LOB: 2 BB: 0 P: 3	R: 0 E: 0 K: 0 S: 3	H: 0 LOB: 0 BB: 0 P: 3	R: 0 E: 0 K: 0 S: 3	H: 1 LOB: 0 BB: 0 P: 3	R: 0 E: 0 K: 1 S: 5	H: 0 LOB: 1 BB: 1 P: 9		1B: 4 2B: 0 3B: 0 HR: 0	SF: 0 SAC: 0 DP: 3 HBP: 1	WP: 0 PB: 0 SB: 0 CS: 0	PA: 31						
PITCHER	IP	WLS	BF	H	R	ER	SO	BB	IBB	HBP	BLK	WP	HR	S	P	ERA	WHIP										
Rick Reuschel, R ERA: 3.27 Bruce Sutter, R ERA: 2.01	(1, 1) (8, 1)	7.1 1.2	W S	26 5	4 0	0 0	1 1	0 0	0 0	0 0	0 0	0 0	0 0	6 10	0.00 0.00	0.682 0.600											

Batter	1	2	3	4	5	6	7	8	9	AB	R	H	RBI	BB	SO	LOB	TOP					
Warren Cromartie, L OBP: 0.318, SLG: 0.405 (1, 7)										4	0	1	0	1	1	0	Montreal Expos @ New York Mets Shea Stadium, Flushing, NY Wed Sep 19 1979, 7:05 PM EDT Unknown					
Dave Cash, R OBP: 0.377, SLG: 0.450 (1, 4)										4	1	2	0	1	0	4						
Andre Dawson, R OBP: 0.302, SLG: 0.461 (1, 8)										4	1	0	0	1	0	3						
Tony Perez, R OBP: 0.327, SLG: 0.443 (1, 3)										5	1	3	2	0	0	3						
Gary Carter, R OBP: 0.331, SLG: 0.476 (1, 2)										5	0	3	0	0	0	3						
Ellis Valentine, R OBP: 0.304, SLG: 0.464 (1, 9)										4	0	2	0	0	0	2						
Larry Parrish, R OBP: 0.358, SLG: 0.542 (1, 5)										4	0	1	0	0	2	3						
Rodney Scott, S OBP: 0.314, SLG: 0.288 (1, 6)										2	0	0	0	1	0	2						
Ross Grimsley, L OBP: 0.200, SLG: 0.236 Stan Bahnsen, R OBP: 0.077, SLG: 0.308 Bill Atkinson, L Woodie Fryman, R (8, 1)										3	0	0	0	0	1	6						
Inning Stats	R: 1 E: 0 K: 0 S: 4	H: 2 LOB: 1 BB: 0 P: 4	R: 0 E: 0 K: 1 S: 6	H: 1 LOB: 2 BB: 1 P: 10	R: 0 E: 0 K: 1 S: 6	H: 1 LOB: 2 BB: 0 P: 6	R: 0 E: 0 K: 1 S: 7	H: 2 LOB: 1 BB: 0 P: 7	R: 1 E: 0 K: 0 S: 5	H: 2 LOB: 1 BB: 0 P: 5	R: 0 E: 0 K: 1 S: 7	H: 2 LOB: 3 BB: 1 P: 11	R: 1 E: 0 K: 0 S: 4	H: 2 LOB: 0 BB: 0 P: 4	R: 0 E: 0 K: 0 S: 3	H: 0 LOB: 0 BB: 2 P: 3		R: 0 E: 0 K: 0 S: 3	H: 0 LOB: 2 BB: 2 P: 11	1B: 8 2B: 4 3B: 0 HR: 0	SF: 0 SAC: 1 DP: 1 HBP: 0	WP: 0 PB: 0 CS: 0
PITCHER	IP WLS BF H R ER SO BB IBB HBP BLK WP HR S P ERA WHIP	7.0 L 33 12 3 3 4 1 1 0 0 0 0 39 47 3.86 1.857	2.0 8 0 0 0 0 2 0 0 0 0 0 6 14 0.00 1.000																			

AB	36
R	3
H	12
RBI	2
BB	4
SO	4
LOB	26



Batter	1	2	3	4	5	6	7	8	9	AB	R	H	RBI	BB	SO	LOB	BOTTOM				
Frank Taveras, R OBP: 0.296, SLG: 0.338 (1, 6)										5	0	0	0	0	1	2	Montreal Expos @ New York Mets Shea Stadium, Flushing, NY Wed Sep 19 1979, 7:05 PM EDT Unknown				
Elliott Maddox, R OBP: 0.330, SLG: 0.311 (1, 8) (7, 9)										3	0	1	0	1	0	0					
Lee Mazzilli, S OBP: 0.408, SLG: 0.462 (1, 3) (7, 8)										4	1	2	0	0	0	1					
John Stearns, R OBP: 0.316, SLG: 0.363 (1, 2)										4	0	2	0	0	0	2					
Joel Youngblood, R OBP: 0.346, SLG: 0.448 (1, 7) (7, 8)										2	0	1	1	2	0	0					
Alex Trevino, R OBP: 0.333, SLG: 0.335 Richie Hebner, L OBP: 0.340, SLG: 0.352 (6, PH) (7, 5)										2	0	0	0	0	1	3					
Dan Norman, R OBP: 0.292, SLG: 0.356 Ed Kranepool, L OBP: 0.285, SLG: 0.295 (6, PH) (7, 3)										2	0	0	0	0	1	5					
Doug Flynn, R OBP: 0.262, SLG: 0.319 (1, 4)										4	0	1	0	0	1	0					
Craig Swan, R OBP: 0.188, SLG: 0.149 Bruce Boisclair, L OBP: 0.194, SLG: 0.262 Dock Ellis, S OBP: 0.111, SLG: 0.077 Kelvin Chapman, R OBP: 0.197, SLG: 0.182 (8, PH)										2	0	0	0	0	1	2					
Inning Stats	R: 0 E: 0 K: 0 S: 4	H: 1 LOB: 3 BB: 2 P: 12	R: 0 E: 0 K: 0 S: 3	H: 2 LOB: 1 BB: 0 P: 4	R: 0 E: 0 K: 1 S: 5	H: 0 LOB: 0 BB: 0 P: 3	R: 0 E: 0 K: 1 S: 5	H: 0 LOB: 0 BB: 0 P: 5	R: 0 E: 0 K: 1 S: 8	H: 3 LOB: 2 BB: 0 P: 8	R: 0 E: 0 K: 1 S: 5	H: 0 LOB: 0 BB: 0 P: 5	R: 0 E: 0 K: 2 S: 9	H: 2 LOB: 3 BB: 1 P: 13	R: 0 E: 0 K: 2 S: 7	H: 0 LOB: 0 BB: 0 P: 7		1B: 7 2B: 1 3B: 0 HR: 0	SF: 0 SAC: 0 DP: 1 HBP: 0	WP: 0 PB: 0 CS: 0	PA: 37
PITCHER	IP WLS BF H R ER SO BB IBB HBP BLK WP HR S P ERA WHIP	5.1 W 23 6 1 1 2 2 0 0 0 0 0 9 9 0.00 0.000	1.2 5 0 0 0 2 0 0 0 0 0 0 9 9 0.00 0.000	0.1 4 2 0 0 0 1 0 0 0 0 0 3 7 0.00 9.000	1.2 S 5 0 0 0 4 0 0 0 0 0 0 13 13 0.00 0.000																



Batter	1	2	3	4	5	6	7	8	9	AB	R	H	RBI	BB	SO	LOB	TOP			
Warren Cromartie, L OBP: 0.317, SLG: 0.403 (1, 7)	F9		G3			F8		4-3		4	0	0	0	0	0	1	Montreal Expos @ New York Mets Shea Stadium, Flushing, NY Wed Sep 19 1979, 7:05 PM EDT Att: 4,973 - Unknown livebaseballscorecards.com			
Dave Cash, R OBP: 0.381, SLG: 0.473 Chris Speier, R OBP: 0.320, SLG: 0.319 (1, 4) (1, 6)	HR		4-3			HR		BB		1	1	1	1	0	0	0				
Andre Dawson, R OBP: 0.302, SLG: 0.459 (1, 8)	E5			K		F2		K		4	0	1	0	0	2	1				
Tony Perez, R OBP: 0.326, SLG: 0.441 (1, 3)	L7			F6-3				F8		4	0	1	0	0	0	2				
Gary Carter, R OBP: 0.331, SLG: 0.474 (1, 2)	F6-3			F2						4	0	1	0	0	1	2				
Ellis Valentine, R OBP: 0.304, SLG: 0.464 Jerry White, S OBP: 0.372, SLG: 0.405 (1, 9) (1, 9)	F9			4-3				F9 WP		0	0	0	0	0	0	0				
Larry Parrish, R OBP: 0.356, SLG: 0.538 (1, 5)	P3			F6-3		F9		FC5-2		4	0	0	0	0	0	2				
Rodney Scott, S OBP: 0.312, SLG: 0.286 (1, 6) (1, 4)	1-3			4-3		4-3		F7		4	0	0	0	0	0	1				
Rudy May, L OBP: 0.190, SLG: 0.150 (1, 1)			4-3			HR		4-3		3	1	1	0	0	0	0				
Inning Stats	R: 1 E: 1 K: 0 S: 5	H: 2 LOB: 1 BB: 0 P: 5	R: 0 E: 0 K: 0 S: 3	H: 0 LOB: 0 BB: 0 P: 3	R: 0 E: 0 K: 1 S: 5	H: 0 LOB: 0 BB: 0 P: 5	R: 0 E: 0 K: 0 S: 3	H: 0 LOB: 0 BB: 0 P: 3	R: 2 E: 0 K: 1 S: 8	H: 3 LOB: 1 BB: 0 P: 8	R: 1 E: 0 K: 0 S: 4	H: 1 LOB: 0 BB: 0 P: 4	R: 0 E: 0 K: 1 S: 5	H: 0 LOB: 1 BB: 1 P: 9	R: 0 E: 0 K: 1 S: 6	H: 1 LOB: 1 BB: 0 P: 6		1B: 4 2B: 1 3B: 0 HR: 2	SF: 0 SAC: 0 DP: 0 HBP: 0	WP: 1 PB: 0 SB: 1 CS: 0
PITCHER	IP	WLS	BF	H	R	ER	SO	BB	IBB	HBP	BLK	WP	HR	S	P	ERA	WHIP			
Tom Hausman, R ERA: 2.69 (1, 1)	8.0	L	31	6	4	4	3	1	0	0	0	1	2	36	40	4.50	0.875			
Dwight Bernard, R ERA: 4.7 (9, 1)	1.0		4	1	0	0	1	0	0	0	0	0	0	6	6	0.00	1.000			

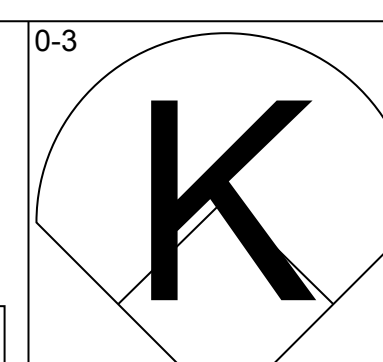
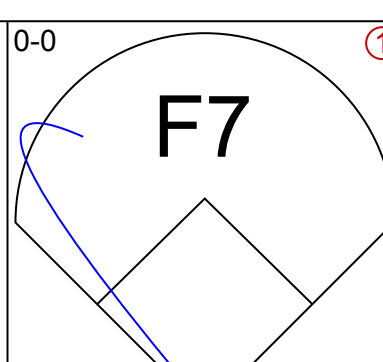
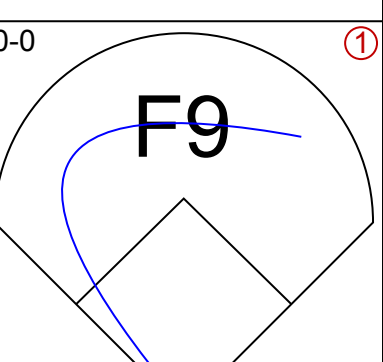
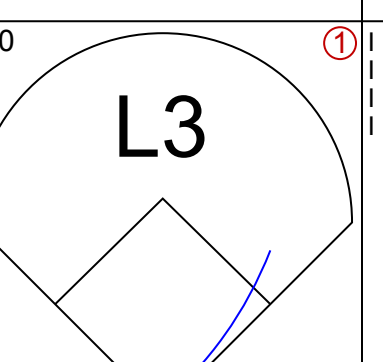
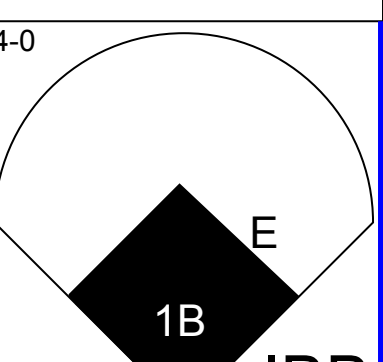
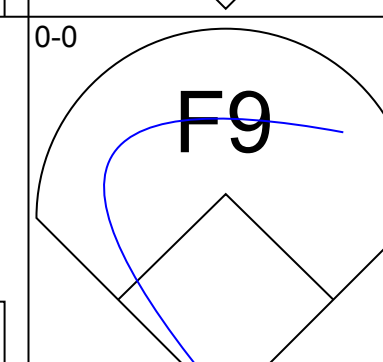
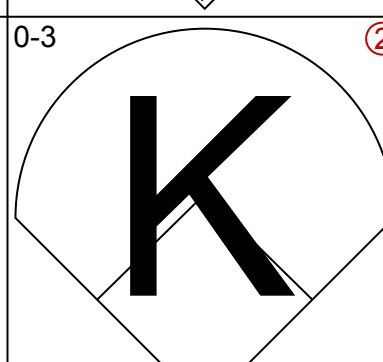
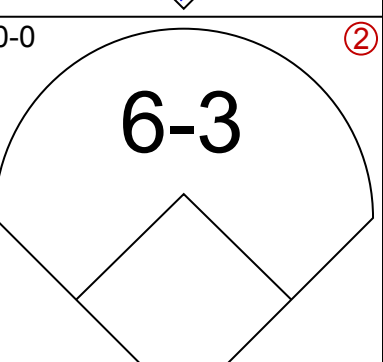
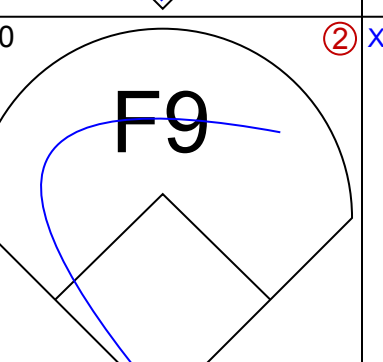
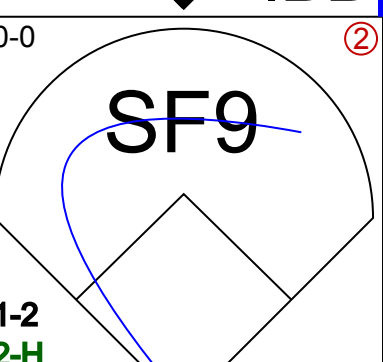
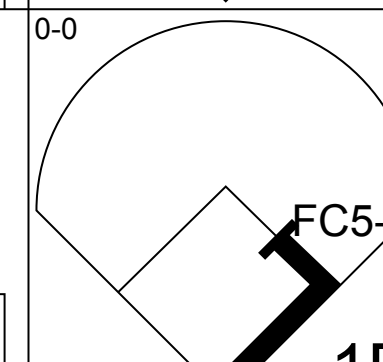
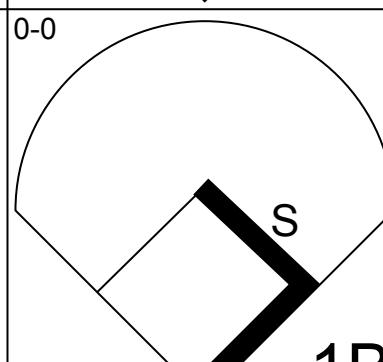
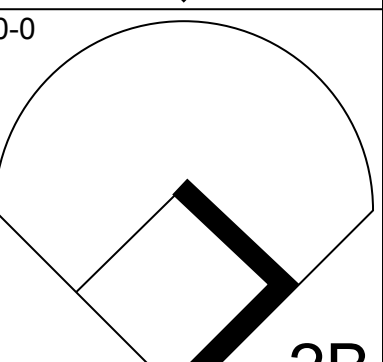
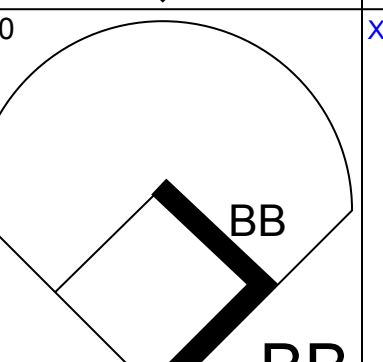
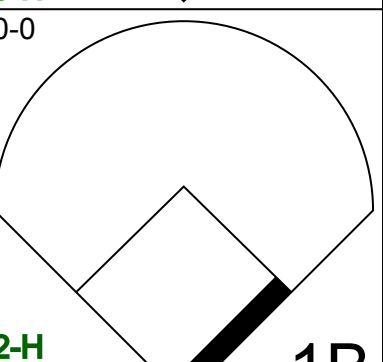
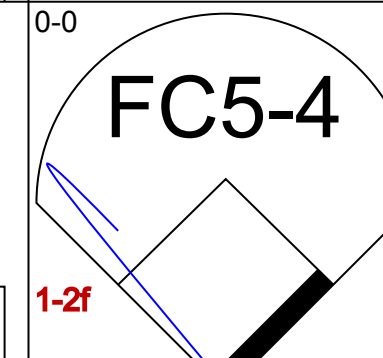
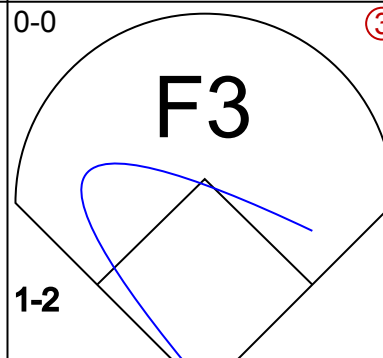
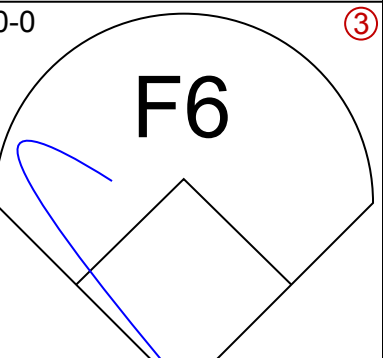
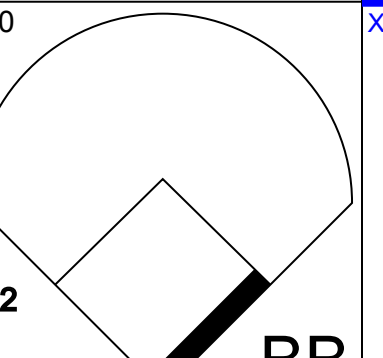
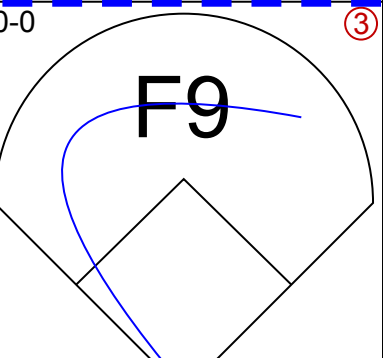
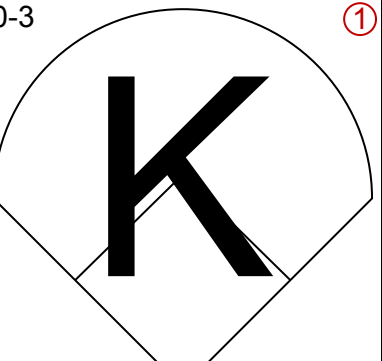
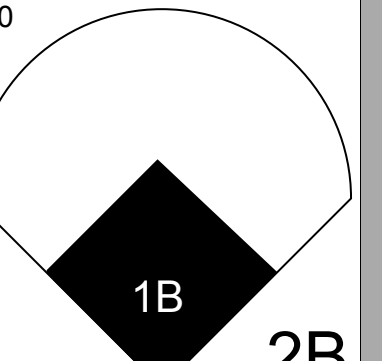
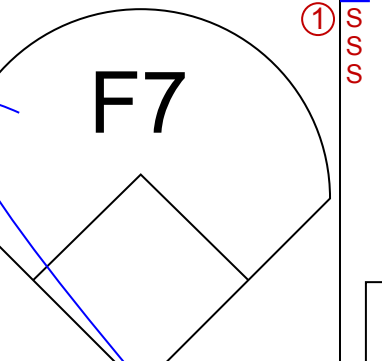
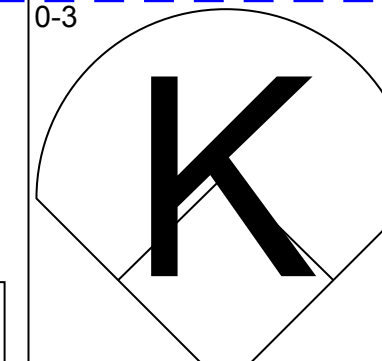
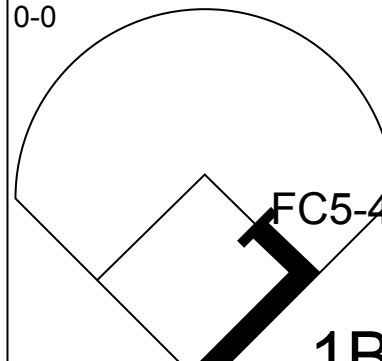
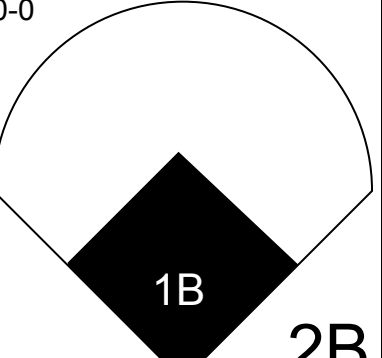
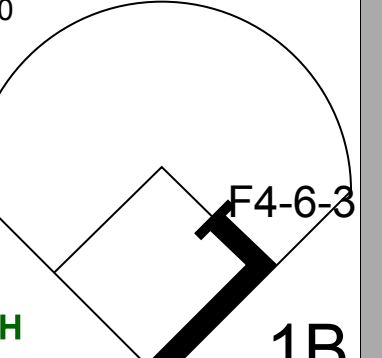
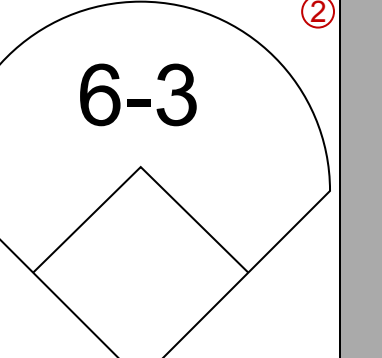
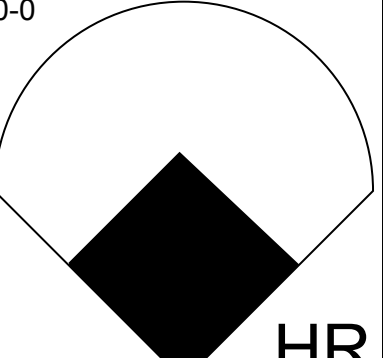
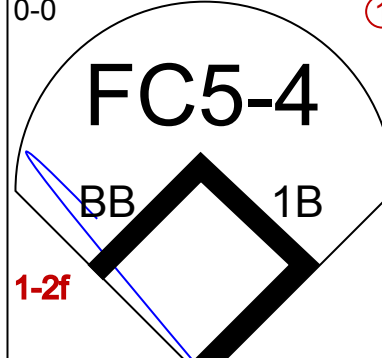

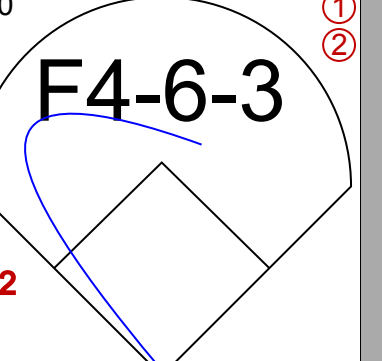
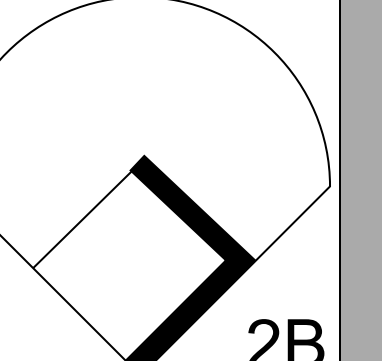
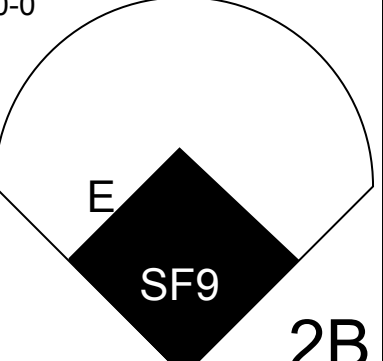
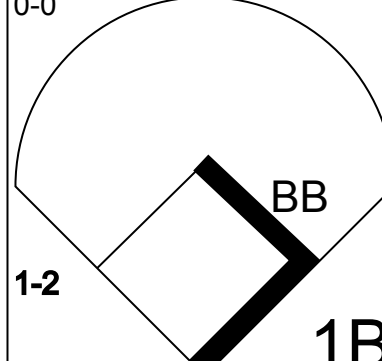
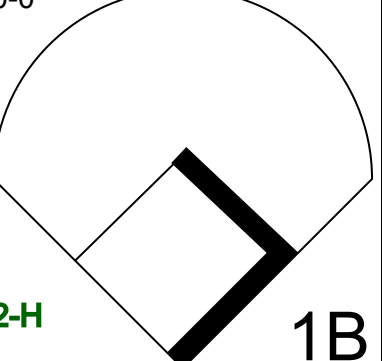
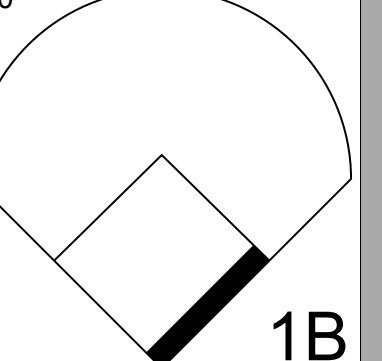
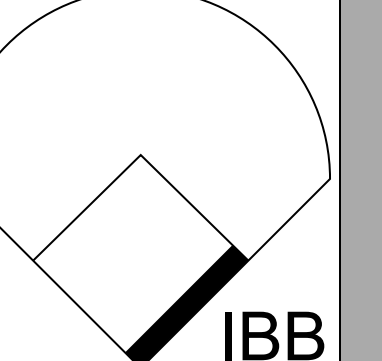
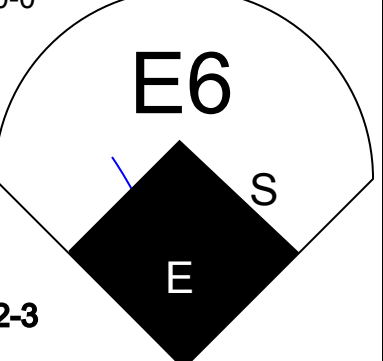
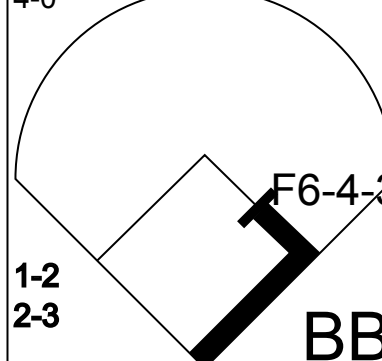

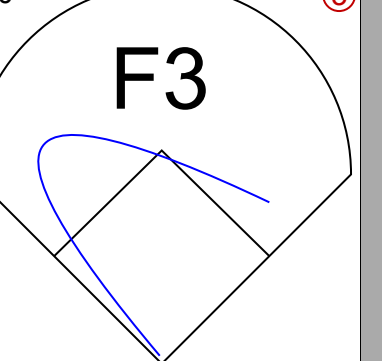
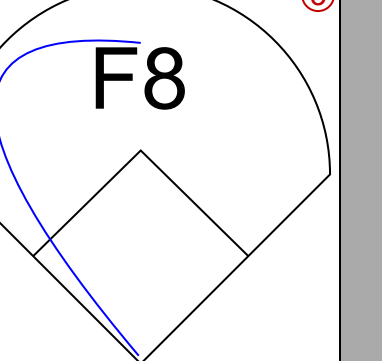
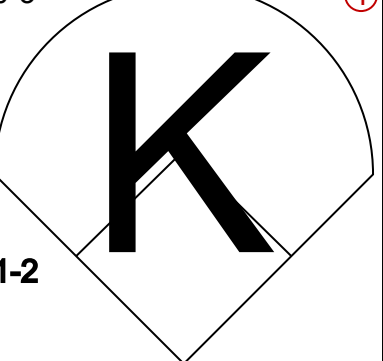
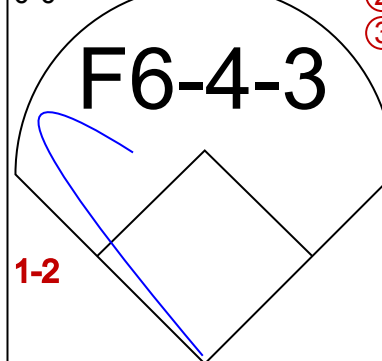
AB 34
R 4
H 7
RBI 3
BB 1
SO 4
LOB 10



Batter	1	2	3	4	5	6	7	8	9	AB	R	H	RBI	BB	SO	LOB	BOTTOM					
Gil Flores, R OBP: 0.255, SLG: 0.226 (1, 9)	BB		F8			FC5-4		FC4-6		3	0	1	1	1	0	1	Montreal Expos @ New York Mets Shea Stadium, Flushing, NY Wed Sep 19 1979, 7:05 PM EDT Att: 4,973 - Unknown livebaseballscorecards.com					
Kelvin Chapman, R OBP: 0.200, SLG: 0.186 (1, 4)	K		4-3			FC4-6		FC4-6		4	0	1	0	0	1	2						
Lee Mazzilli, S OBP: 0.405, SLG: 0.459 (1, 3)	P4		P4			F8		F8		4	0	0	0	0	0	2						
John Stearns, R OBP: 0.317, SLG: 0.362 Richie Hebner, L OBP: 0.339, SLG: 0.351 (1, 5) (6, 5)	FC6-4			K		K		L9		1	0	0	0	1	1	0						
Joel Youngblood, R OBP: 0.345, SLG: 0.446 (1, 7)	FC6-4			4-3		K		FC5-4		3	0	0	0	1	1	2						
Elliott Maddox, R OBP: 0.333, SLG: 0.315 (1, 8)				L9				FC5-4		4	0	2	0	0	0	0						
Alex Trevino, R OBP: 0.327, SLG: 0.328 (1, 2)	F8			1-3				FC5-4		4	0	0	0	0	0	3						
Doug Flynn, R OBP: 0.262, SLG: 0.318 (1, 6)	K					SH3-4		FC6-4		4	1	1	0	0	1	3						
Tom Hausman, R OBP: 0.136, SLG: 0.136 Frank Taveras, R OBP: 0.297, SLG: 0.339 Dwight Bernard, R (8, PH) (9, 1)	1-3			SH3-4				FC5-4		1	0	0	0	0	0	1						
										1	0	1	0	0	0	0						
Inning Stats	R: 0 E: 0 K: 1 S: 5	H: 0 LOB: 2 BB: 2 P: 13	R: 0 E: 0 K: 1 S: 6	H: 1 LOB: 1 BB: 0 P: 6	R: 0 E: 0 K: 0 S: 3	H: 0 LOB: 0 BB: 0 P: 3	R: 0 E: 0 K: 1 S: 5	H: 0 LOB: 0 BB: 0 P: 5	R: 1 E: 0 K: 0 S: 5	H: 3 LOB: 2 BB: 0 P: 5	R: 0 E: 0 K: 2 S: 7	H: 0 LOB: 0 BB: 0 P: 7	R: 0 E: 0 K: 0 S: 3	H: 0 LOB: 0 BB: 0 P: 3	R: 0 E: 0 K: 0 S: 4	H: 1 LOB: 1 BB: 0 P: 4	R: 0 E: 0 K: 0 S: 4	H: 1 LOB: 2 BB: 1 P: 8	1B: 6 2B: 0 3B: 0 HR: 0	SF: 0 SAC: 1 DP: 0 HBP: 0	WP: 0 PB: 0 SB: 2 CS: 0	PA: 35
PITCHER	IP	WLS	BF	H	R	ER	SO	BB	IBB	HBP	BLK	WP	HR	S	P	ERA	WHIP					
Rudy May, L ERA: 2.12 (1, 1)	9.0	W	35	6	1	1	5	3	0	0	0	0	0	42	54	1.00	1.000					

AB 31
R 1
H 6
RBI 1
BB 3
SO 5
LOB 14

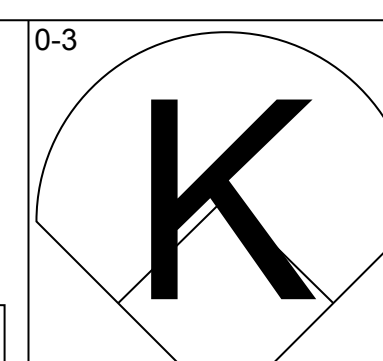
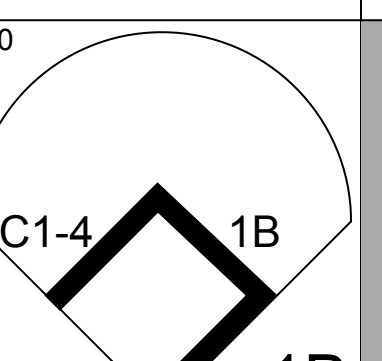
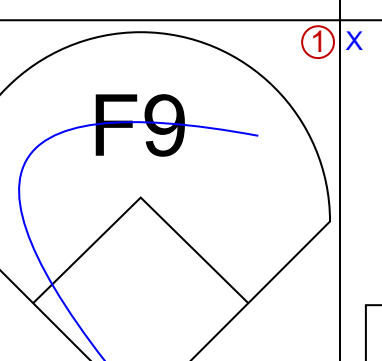
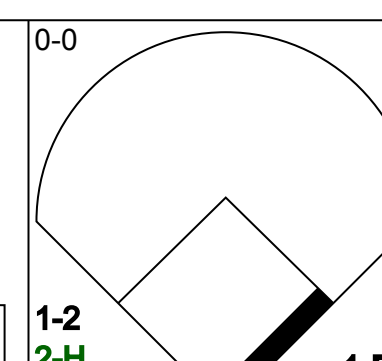
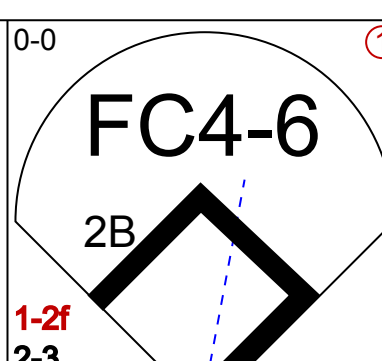
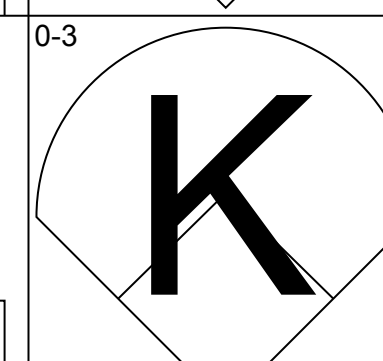
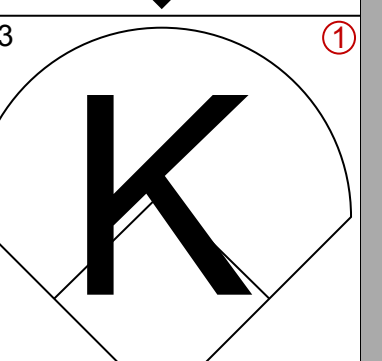
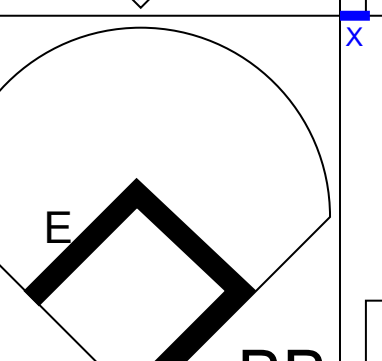
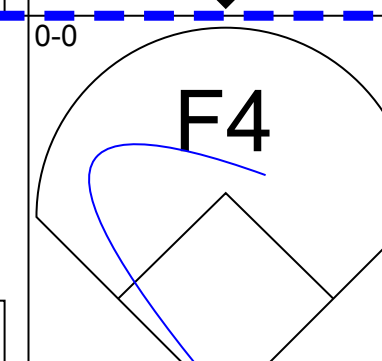
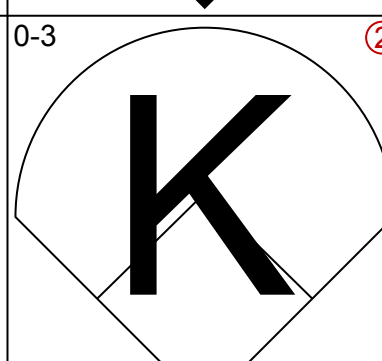
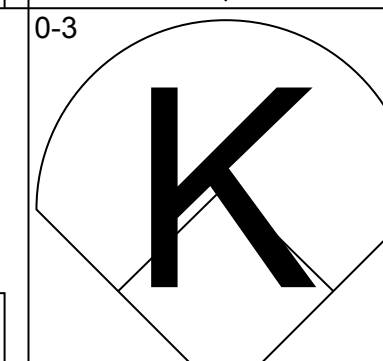
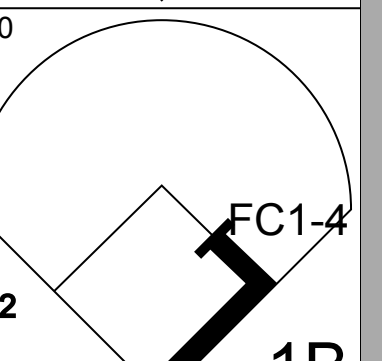
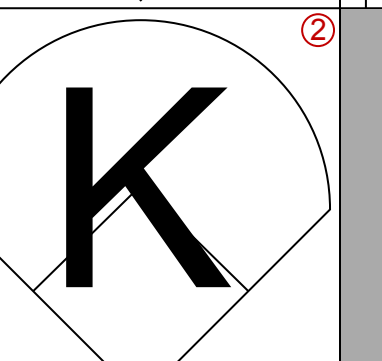
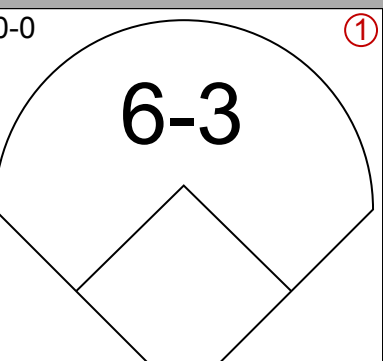
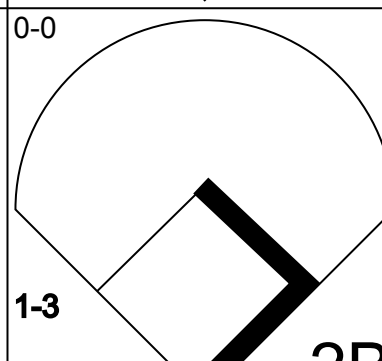
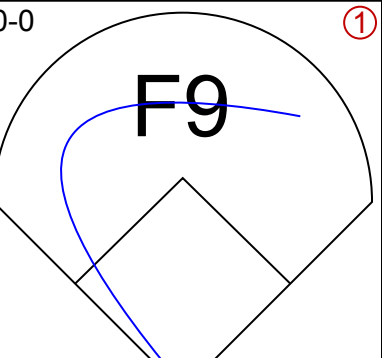
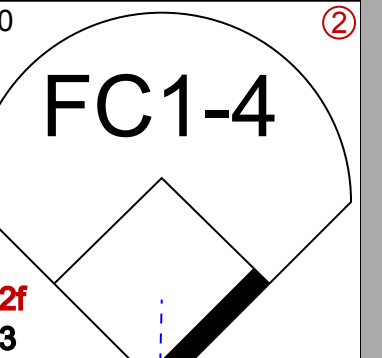
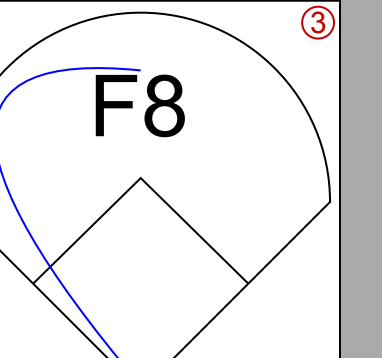
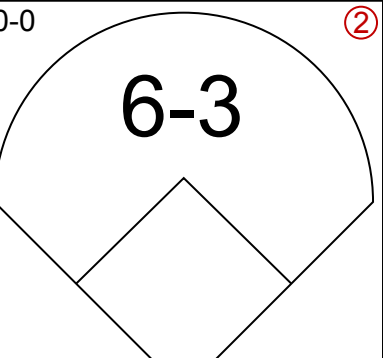
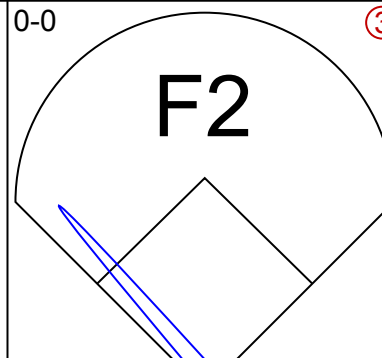
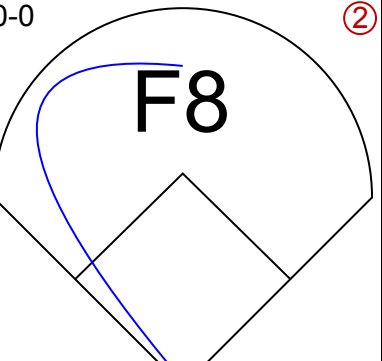
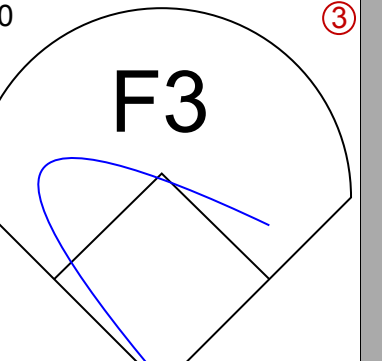
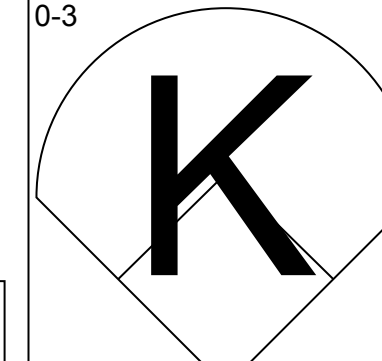
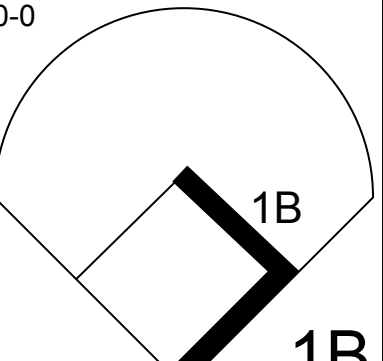
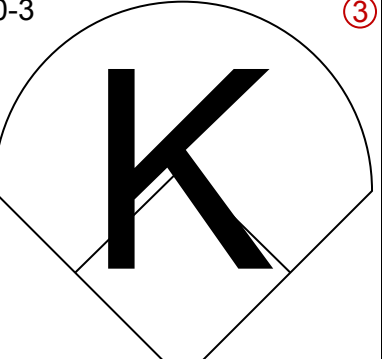
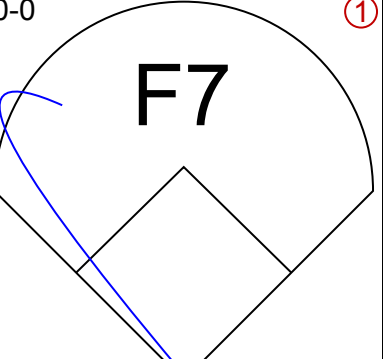
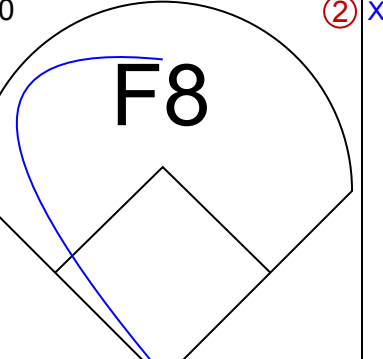
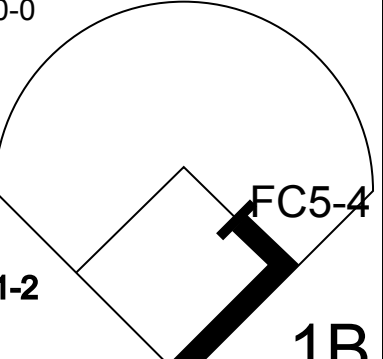
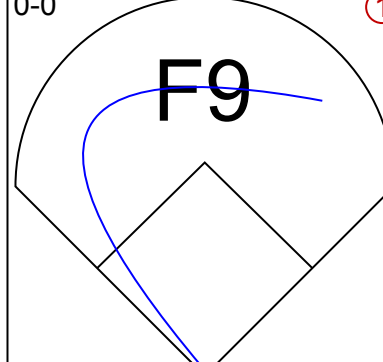
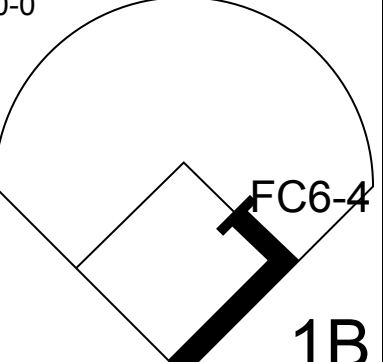
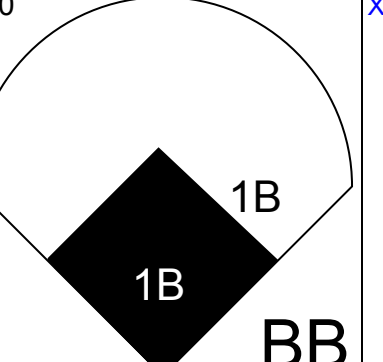
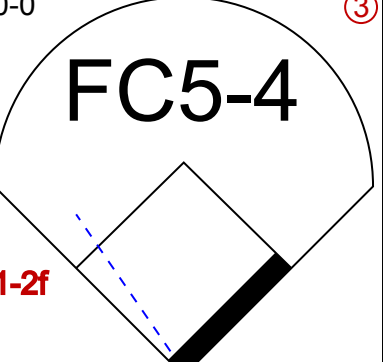
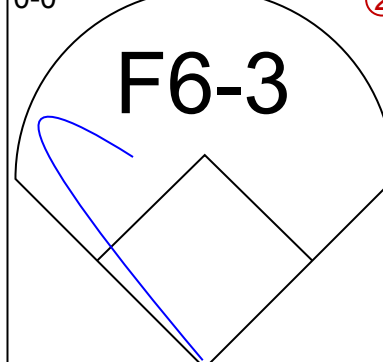
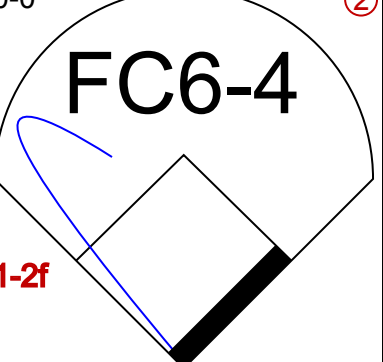
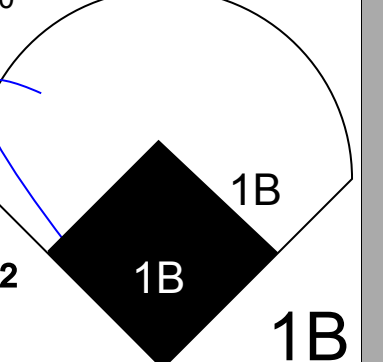
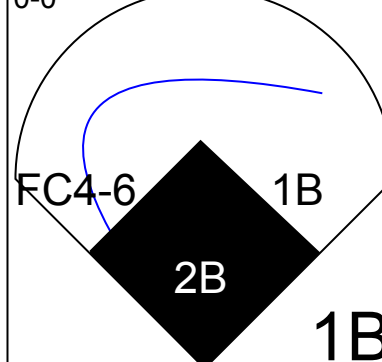
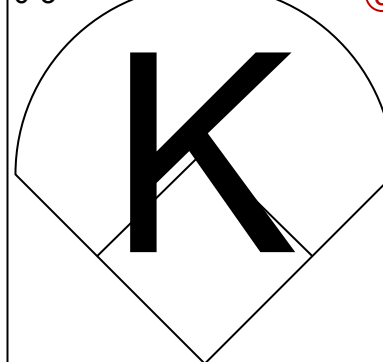
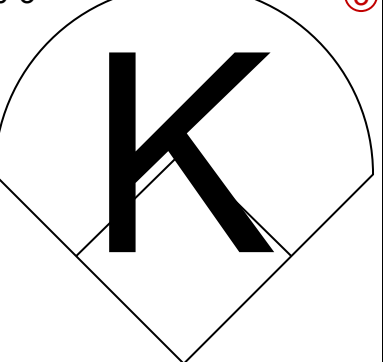
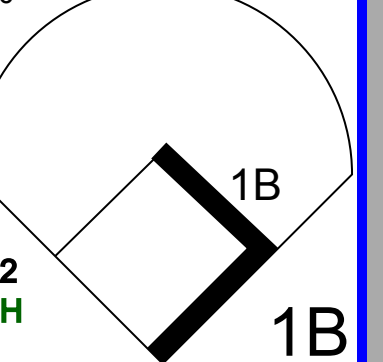
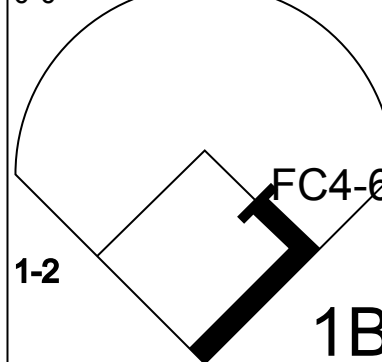


Batter	1	2	3	4	5	6	7	8	9	AB	R	H	RBI	BB	SO	LOB	TOP			
Warren Cromartie, L OBP: 0.316, SLG: 0.400 Tom Hutton, L OBP: 0.349, SLG: 0.354										4	1	0	0	1	1	0				
Dave Cash, R OBP: 0.370, SLG: 0.461										4	0	0	1	0	1	0				
Andre Dawson, R OBP: 0.307, SLG: 0.465										4	0	4	1	1	0	0				
Tony Perez, R OBP: 0.325, SLG: 0.437										4	0	0	0	1	0	4				
Gary Carter, R OBP: 0.331, SLG: 0.475										5	1	2	0	0	2	2				
Ellis Valentine, R OBP: 0.306, SLG: 0.467 Jerry White, S OBP: 0.374, SLG: 0.430										3	1	2	1	0	0	0				
Larry Parrish, R OBP: 0.358, SLG: 0.543										5	1	3	0	0	0	2				
Rodney Scott, S OBP: 0.316, SLG: 0.288										3	1	2	1	2	0	1				
Dan Schatzeder, L OBP: 0.286, SLG: 0.286 Dale Murray, R (7, 1)										3	0	0	0	0	0	4				
Inning Stats	R: 0 E: 0 K: 1 S: 6	H: 1 LOB: 1 BB: 0 P: 6	R: 1 E: 0 K: 1 S: 7	H: 2 LOB: 1 BB: 0 P: 7	R: 0 E: 0 K: 1 S: 6	H: 1 LOB: 1 BB: 0 P: 6	R: 1 E: 0 K: 0 S: 5	H: 3 LOB: 3 BB: 0 P: 5	R: 0 E: 0 K: 0 S: 4	H: 1 LOB: 1 BB: 0 P: 4	R: 0 E: 0 K: 0 S: 4	H: 0 LOB: 2 BB: 2 P: 13	R: 4 E: 2 K: 1 S: 9	H: 3 LOB: 1 BB: 1 P: 13	R: 0 E: 0 K: 0 S: 4	H: 2 LOB: 2 BB: 1 P: 8	1B: 8 2B: 5 3B: 0 HR: 1	SF: 1 SAC: 0 DP: 2 HBP: 0	WP: 0 PB: 0 SB: 2 CS: 0	PA: 45
PITCHER	IP WLS BF H R ER SO BB IBB HBP BLK WP HR S P ERA WHIP																			
Kevin Kobel, L ERA: 3.47	(1, 1) 6.2 31 9 2 2 3 2 1 0 0 0 0 0 34 46 2.70 1.650																			
Roy Lee Jackson, R ERA:	(7, 1) 0.1 1 0 0 0 1 0 0 0 0 0 0 0 3 3 0.00 0.000																			
Jeff Reardon, R ERA: 3.0	(8, 1) 0.2 L 7 3 4 1 1 0 1 0 0 0 0 1 8 12 13.50 4.500																			
Dwight Bernard, R ERA: 4.66	(8, 1) 0.1 2 1 0 0 0 0 0 0 0 0 0 0 2 2 0.00 3.000																			
Andy Hassler, L ERA: 4.45	(9, 1) 1.0 4 1 0 0 0 1 0 0 0 0 0 0 3 7 0.00 2.000																			

Montreal Expos @ New York Mets
Shea Stadium, Flushing, NY
Thu Sep 20 1979, 7:05 PM EDT
Unknown

AB 39
R 6
H 14
RBI 5
BB 5
SO 5
LOB 19



Batter	1	2	3	4	5	6	7	8	9	AB	R	H	RBI	BB	SO	LOB	BOTTOM					
Gil Flores, R OBP: 0.263, SLG: 0.236										5	0	2	1	0	1	2						
Frank Taveras, R OBP: 0.295, SLG: 0.337										4	0	0	0	1	3	5						
Lee Mazzilli, S OBP: 0.405, SLG: 0.460										5	0	2	1	0	2	1						
John Stearns, R OBP: 0.314, SLG: 0.359										5	0	0	0	0	0	5						
Elliott Maddox, R OBP: 0.332, SLG: 0.314										4	0	1	0	0	1	2						
Joel Youngblood, R OBP: 0.345, SLG: 0.444										4	0	1	0	0	1	0						
Alex Trevino, R OBP: 0.330, SLG: 0.328										3	1	1	0	1	0	2						
Doug Flynn, R OBP: 0.264, SLG: 0.320										4	2	2	0	0	0	1						
Kevin Kobel, R OBP: 0.176, SLG: 0.179 Roy Lee Jackson, R OBP: 0.295, SLG: 0.364 Dan Norman, R OBP: 0.345, SLG: 0.364 Jeff Reardon, R Dwight Bernard, R Richie Hebner, L OBP: 0.346, SLG: 0.392 Andy Hassler, L	(1, 1) (7, 1) (7, 1) (8, 1) (8, 1) (8, 1) (8, 1)									2	0	0	0	0	2	1						
Inning Stats	R: 0 E: 0 K: 3 S: 9	H: 0 LOB: 0 BB: 0 P: 9	R: 0 E: 0 K: 1 S: 5	H: 0 LOB: 0 BB: 0 P: 5	R: 0 E: 0 K: 1 S: 5	H: 0 LOB: 0 BB: 0 P: 5	R: 0 E: 0 K: 1 S: 7	H: 2 LOB: 2 BB: 0 P: 7	R: 0 E: 0 K: 1 S: 6	H: 1 LOB: 1 BB: 0 P: 6	R: 0 E: 1 K: 1 S: 5	H: 0 LOB: 1 BB: 1 P: 9	R: 2 E: 0 K: 1 S: 8	H: 3 LOB: 2 BB: 1 P: 12	R: 0 E: 0 K: 0 S: 5	H: 2 LOB: 2 BB: 0 P: 5	R: 1 E: 0 K: 1 S: 8	H: 3 LOB: 2 BB: 0 P: 8	1B: 10 2B: 1 3B: 0 HR: 0	SF: 0 SAC: 0 DP: 0 HBP: 0	WP: 0 PB: 0 SB: 0 CS: 0	PA: 40
PITCHER	IP WLS BF H R ER SO BB IBB HBP BLK WP HR S P ERA WHIP																					
Dan Schatzeder, L ERA: 2.81	(1, 1) 6.2 28 6 2 2 9 2 0 0 0 0 0 0 44 52 2.70 1.200																					
Dale Murray, R ERA: 4.66	(7, 1) 2.1 W 12 5 1 1 1 0 0 0 0 0 0 0 14 14 3.86 2.143																					

Montreal Expos @ New York Mets
Shea Stadium, Flushing, NY
Thu Sep 20 1979, 7:05 PM EDT
Unknown

AB 38
R 3
H 11
RBI 3
BB 2
SO 10
LOB 19



Batter	1	2	3	4	5	6	7	8	9	AB	R	H	RBI	BB	SO	LOB	TOP			
Garry Templeton, S OBP: 0.329, SLG: 0.451 (1, 6)										4	1	1	0	1	2	0	St. Louis Cardinals @ New York Mets Shea Stadium, Flushing, NY Sat Sep 22 1979, 3:33 AM EDT Overcast - 65 F			
Lou Brock, L OBP: 0.347, SLG: 0.406 (1, 7)										3	2	1	0	1	0	1				
Roy Thomas, R OBP: 0.063, SLG: 0.125 (6, 1)										1	0	0	0	0	0	0				
Keith Hernandez, L OBP: 0.417, SLG: 0.517 (1, 3)										5	2	4	2	0	0	0				
Dane Iorg, L OBP: 0.339, SLG: 0.391 (1, 9)										5	1	2	2	0	1	2				
Terry Kennedy, L OBP: 0.304, SLG: 0.365 (1, 2)										4	0	1	1	1	1	1				
Tony Scott, S OBP: 0.301, SLG: 0.365 (1, 8)										4	0	0	0	1	1	4				
Ken Oberkfell, L OBP: 0.403, SLG: 0.402 (1, 5)										2	0	2	0	2	0	0				
Tom Herr, S OBP: 0.333, SLG: 0.200 (1, 4)										1	0	0	1	0	0	2				
Mike Phillips, L OBP: 0.300, SLG: 0.325 (2, 4)										3	0	0	0	0	0	5				
John Denny, R OBP: 0.139, SLG: 0.186 (1, 1)										2	0	0	0	0	2	2				
Jerry Mumphrey, S OBP: 0.338, SLG: 0.364 (6, PH) (6, 7)										2	0	0	0	0	0	0				
Inning Stats	R: 4 E: 0 K: 1 S: 10	H: 5 LOB: 2 BB: 1 P: 14	R: 0 E: 0 K: 0 S: 3	H: 1 LOB: 1 BB: 1 P: 7	R: 0 E: 0 K: 1 S: 6	H: 1 LOB: 0 BB: 0 P: 6	R: 2 E: 0 K: 3 S: 10	H: 1 LOB: 0 BB: 1 P: 14	R: 0 E: 0 K: 1 S: 5	H: 0 LOB: 0 BB: 0 P: 9	R: 0 E: 0 K: 1 S: 5	H: 0 LOB: 0 BB: 0 P: 5	R: 0 E: 0 K: 0 S: 3	H: 0 LOB: 0 BB: 0 P: 3	R: 0 E: 0 K: 0 S: 3	H: 1 LOB: 1 BB: 1 P: 7	1B: 9 2B: 1 3B: 0 HR: 1	SF: 0 SAC: 0 DP: 2 HBP: 0	WP: 0 PB: 0 SB: 1 CS: 0	PA: 42
PITCHER	IP WLS BF H R ER SO BB IBB HBP BLK WP HR S P ERA WHIP																			
John Pacella, R ERA: 6.1 (1, 1)	0.1 L 7 5 4 4 0 1 0 0 0 0 0 6 10 108.00 18.000																			
Roy Lee Jackson, R ERA: 1.95 (1, 1)	3.2 15 3 2 2 5 2 0 0 0 0 1 23 31 4.91 1.364																			
Dwight Bernard, R ERA: 4.32 (5, 1)	3.0 13 2 0 0 2 2 0 0 0 0 0 15 23 0.00 1.333																			
Ed Glynn, L ERA: 3.09 (8, 1)	2.0 7 1 0 0 0 1 0 0 0 0 0 6 10 0.00 1.000																			

Batter	1	2	3	4	5	6	7	8	9	AB	R	H	RBI	BB	SO	LOB	BOTTOM			
Frank Taveras, R OBP: 0.296, SLG: 0.336 (1, 6)										4	1	1	0	0	0	2	St. Louis Cardinals @ New York Mets Shea Stadium, Flushing, NY Sat Sep 22 1979, 3:33 AM EDT Overcast - 65 F			
Elliott Maddox, R OBP: 0.324, SLG: 0.306 (1, 8)										4	0	0	0	0	0	1				
Richie Hebner, L OBP: 0.345, SLG: 0.371 (1, 5)										4	2	2	3	0	1	1				
John Stearns, R OBP: 0.312, SLG: 0.356 (1, 2)										4	0	0	0	0	2	2				
Ed Kranepool, L OBP: 0.283, SLG: 0.293 (1, 3)										4	0	1	0	0	2	2				
Joel Youngblood, R OBP: 0.343, SLG: 0.441 (1, 9)										4	0	0	0	0	2	1				
Bruce Boisclair, L OBP: 0.200, SLG: 0.250 (1, 7)										3	0	0	0	1	0	0				
Doug Flynn, R OBP: 0.260, SLG: 0.315 (1, 4)										4	0	0	0	0	1	1				
John Pacella, R ERA: 6.1 (1, 1)										0	0	0	0	0	0	0				
Roy Lee Jackson, R ERA: 1.95 (1, 1)										1	0	1	0	0	0	0				
Dan Norman, R ERA: 2.26, SLG: 0.366 (4, PH)										1	0	0	0	0	1	0				
Dwight Bernard, R ERA: 4.32 (5, 1)										0	0	0	0	0	0	0				
Ron Hodges, L ERA: 3.09 (7, PH)										1	0	0	0	0	0	0				
Ed Glynn, R ERA: 3.09 (8, 1)										0	0	0	0	0	0	0				
Inning Stats	R: 0 E: 2 K: 1 S: 7	H: 0 LOB: 2 BB: 0 P: 7	R: 0 E: 0 K: 1 S: 6	H: 1 LOB: 2 BB: 1 P: 10	R: 1 E: 0 K: 1 S: 7	H: 2 LOB: 1 BB: 0 P: 7	R: 0 E: 0 K: 1 S: 5	H: 0 LOB: 0 BB: 0 P: 5	R: 0 E: 0 K: 1 S: 5	H: 0 LOB: 0 BB: 0 P: 5	R: 0 E: 0 K: 1 S: 5	H: 0 LOB: 0 BB: 0 P: 5	R: 0 E: 1 K: 2 S: 9	H: 2 LOB: 0 BB: 0 P: 9	R: 0 E: 0 K: 0 S: 3	H: 0 LOB: 0 BB: 0 P: 3	1B: 3 2B: 0 3B: 0 HR: 2	SF: 0 SAC: 0 DP: 0 HBP: 0	WP: 0 PB: 0 SB: 0 CS: 0	PA: 35
PITCHER	IP WLS BF H R ER SO BB IBB HBP BLK WP HR S P ERA WHIP																			
John Denny, R ERA: 4.85 (1, 1)	5.0 W 21 3 1 1 5 1 0 0 0 0 1 30 34 1.80 0.800																			
Roy Thomas, R ERA: 2.99 (6, 1)	4.0 S 14 2 2 2 4 0 0 0 0 0 0 1 22 22 4.50 0.500																			



Batter	1	2	3	4	5	6	7	8	9	AB	R	H	RBI	BB	SO	LOB	TOP								
Garry Templeton, S OBP: 0.329, SLG: 0.450 (1, 6)	F3		CS 1B		6-3		FC6 IBB		K	4	0	1	0	1	1	0									
Jim Lentine, R OBP: 0.375, SLG: 0.500 Tony Scott, S OBP: 0.302, SLG: 0.365 (9, PH) (9, 8)	G3		K				FC6 FC5 BB		FC6-4 BB	4	0	1	1	0	1	3									
Dane Iorg, L OBP: 0.341, SLG: 0.388 Keith Hernandez, L OBP: 0.417, SLG: 0.517 (1, 3) (9, 3)	G3				FC5-4 1B		L4 BB		FC6-4 WP	4	0	1	0	1	0	2									
Ted Simmons, S OBP: 0.369, SLG: 0.508 (1, 2)		2B BB			FC5-4 HR		P4 BB		F8	4	1	0	0	1	0	6									
George Hendrick, R OBP: 0.352, SLG: 0.437 (1, 9)		K			HR		BB		4-3 SH3-4 1B	3	1	2	2	1	1	1									
Ken Reitz, R OBP: 0.303, SLG: 0.381 (1, 5)		2B			F3		4-3		SH3-4	3	0	1	0	0	0	2									
Jerry Mumphrey, S OBP: 0.340, SLG: 0.364 (1, 8) (9, 7)		2B			6-3		2B FC6 1B		4-3	3	1	1	0	1	0	1									
Ken Oberkfell, L OBP: 0.404, SLG: 0.404 (1, 4)		G4-6-3 IBB					FC6 2B		FC6-4 IBB	3	0	1	0	1	0	3									
Bob Forsch, R OBP: 0.167, SLG: 0.197 (1, 1)					K		F7		FC6-4	4	0	0	0	0	3	4									
Inning Stats	R: 0 E: 0 K: 0 S: 3	H: 0 LOB: 0 BB: 0 P: 3	R: 0 E: 0 K: 1 S: 5	H: 1 LOB: 2 BB: 2 P: 13	R: 0 E: 0 K: 2 S: 7	H: 1 LOB: 0 BB: 0 P: 7	R: 2 E: 0 K: 0 S: 5	H: 2 LOB: 0 BB: 0 P: 5	R: 0 E: 0 K: 1 S: 5	H: 0 LOB: 0 BB: 0 P: 5	R: 0 E: 0 K: 0 S: 4	H: 1 LOB: 2 BB: 1 P: 8	R: 1 E: 0 K: 1 S: 7	H: 2 LOB: 3 BB: 2 P: 15	R: 0 E: 0 K: 0 S: 4	H: 1 LOB: 2 BB: 1 P: 8	R: 0 E: 0 K: 1 S: 5	H: 0 LOB: 1 BB: 1 P: 9	1B: 4 2B: 3 3B: 0 HR: 1	SF: 0 SAC: 1 DP: 1 HBP: 0	WP: 1 PB: 0 SB: 0 CS: 1	PA: 40			
PITCHER	IP	WLS	BF	H	R	ER	SO	BB	IBB	HBP	BLK	WP	HR	S	P	ERA	WHIP								
Pete Falcone, L ERA: 4.07 Jeff Reardon, R ERA: 2.45	(1, 1) (8, 1)	7.0 9	L 31	7 1	3 0	3 0	5 1	3 1	2 1	0 0	0 0	0 1	1 0	36 9	56 17	3.86 0.00	1.429 1.000								

St. Louis Cardinals @ New York Mets
Shea Stadium, Flushing, NY

Sat Sep 22 1979, 7:05 PM EDT
Att. 8,492 - Overcast - 58 F



AB 32
R 3
H 8
RBI 3
BB 7
SO 6
LOB 22

Batter	1	2	3	4	5	6	7	8	9	AB	R	H	RBI	BB	SO	LOB	BOTTOM								
Frank Taveras, R OBP: 0.294, SLG: 0.334 (1, 6)	5-3		K2-3		FC6-4 FC4-6 HBP		F9			4	0	0	0	0	1	3									
Bruce Boisclair, L OBP: 0.203, SLG: 0.243 (1, 9)	4-3		F7		FC4-6 HBP		SF8			2	0	0	1	0	0	0									
Lee Mazzilli, S OBP: 0.400, SLG: 0.454 (1, 3)	G3				F9 FC4-6		F2			4	0	0	0	0	0	4									
Richie Hebner, L OBP: 0.344, SLG: 0.370 (1, 5)		4-1			4-3		G3			4	1	1	0	0	0	2									
Joel Youngblood, R OBP: 0.342, SLG: 0.440 (1, 8)		1B FC5-2 1B			K		6-3		6-3	4	0	1	0	0	1	1									
Dan Norman, R OBP: 0.304, SLG: 0.359 (1, 7)		FC5-2 1B			1B BB		F9		F8	3	0	1	0	1	0	0									
Ron Hodges, L OBP: 0.309, SLG: 0.192 (1, 2)		FC5-2			1-3 2H 1B		1-3		4-3	4	0	1	1	0	0	2									
Kelvin Chapman, R OBP: 0.208, SLG: 0.197 Elliott Maddox, R OBP: 0.322, SLG: 0.304 (9, PH) (7, PR)		K			5-3		PB SF8 1B		L4	3	1	1	0	0	1	4									
Pete Falcone, L OBP: 0.212, SLG: 0.180 Ed Kranepool, L OBP: 0.287, SLG: 0.297 Sergio Ferrer, S Jeff Reardon, R John Stearns, R OBP: 0.312, SLG: 0.355 (9, PH) (8, 1)		G1					SF8 PB 1B		F7	2	0	1	0	0	0	0									
Inning Stats	R: 0 E: 0 K: 0 S: 3	H: 0 LOB: 0 BB: 0 P: 3	R: 0 E: 0 K: 1 S: 7	H: 2 LOB: 2 BB: 0 P: 7	R: 0 E: 0 K: 1 S: 5	H: 0 LOB: 0 BB: 0 P: 5	R: 1 E: 0 K: 1 S: 7	H: 2 LOB: 1 BB: 1 P: 11	R: 0 E: 0 K: 0 S: 4	H: 1 LOB: 2 BB: 0 P: 5	R: 0 E: 0 K: 0 S: 3	H: 0 LOB: 0 BB: 0 P: 3	R: 1 E: 0 K: 0 S: 5	H: 2 LOB: 2 BB: 0 P: 5	R: 0 E: 0 K: 0 S: 3	H: 0 LOB: 0 BB: 0 P: 3	R: 0 E: 0 K: 0 S: 3	H: 0 LOB: 0 BB: 0 P: 3	1B: 7 2B: 0 3B: 0 HR: 0	SF: 1 SAC: 0 DP: 0 HBP: 1	WP: 0 PB: 1 SB: 0 CS: 0	PA: 36			
PITCHER	IP	WLS	BF	H	R	ER	SO	BB	IBB	HBP	BLK	WP	HR	S	P	ERA	WHIP								
Bob Forsch, R ERA: 3.77	(1, 1)	9.0 W	36 36	7 7	2 2	1 1	3 3	1 1	0 0	1 1	0 0	0 0	0 0	40 40	45	1.00	0.889								


St. Louis Cardinals @ New York Mets
Shea Stadium, Flushing, NY

Sat Sep 22 1979, 7:05 PM EDT
Att. 8,492 - Overcast - 58 F



AB 33
R 2
H 7
RBI 2
BB 1
SO 3
LOB 16

Batter	1	2	3	4	5	6	7	8	9	10	AB	R	H	RBI	BB	SO	LOB	TOP
Ken Oberkfell, L OBP: 0.402, SLG: 0.401 (1, 4)											5	1	1	0	1	2	3	
Lou Brock, L OBP: 0.348, SLG: 0.405 (1, 7)											3	1	1	0	1	0	2	
Jim Lenline, R OBP: 0.333, SLG: 0.444 (7, 7)											1	0	0	0	0	1	1	
Keith Hernandez, L OBP: 0.417, SLG: 0.514 (1, 3)											3	1	0	1	2	2	2	
Ted Simmons, S OBP: 0.370, SLG: 0.513 (1, 2)											4	2	1	1	1	0	5	
Dane Iorg, L OBP: 0.339, SLG: 0.384 (1, 9)											4	0	1	0	0	2	1	
George Hendrick, R OBP: 0.353, SLG: 0.437 (10, PH) (10, 9)											0	1	0	0	1	0	0	
Tony Scott, S OBP: 0.300, SLG: 0.363 (1, 8)											4	0	0	1	0	1	1	
Ken Reitz, R OBP: 0.304, SLG: 0.380 (1, 5)											4	0	1	1	1	1	0	
Mike Phillips, L OBP: 0.326, SLG: 0.321 (1, 6)											1	1	0	0	4	0	2	
John Ureña, R Bernie Carbo, L Tom Bruno, R Will McEnaney, L John Fulgham, R Mark Littell, L (1, 1) (4, PH) (4, 1) (8, 1) (9, PH) (9, 1)											1	0	0	0	0	1	1	
											1	0	0	0	0	0	2	
											0	0	0	0	0	0	0	
											0	0	0	0	0	0	0	
											1	0	0	0	0	0	2	
											0	0	0	0	0	0	0	
											0	0	0	0	0	0	0	
											0	0	0	0	0	0	0	
											0	0	0	0	0	0	0	
											0	0	0	0	0	0	0	
											0	0	0	0	0	0	0	
											0	0	0	0	0	0	0	
											0	0	0	0	0	0	0	
											0	0	0	0	0	0	0	
											0	0	0	0	0	0	0	
											0	0	0	0	0	0	0	
											0	0	0	0	0	0	0	
											0	0	0	0	0	0	0	
											0	0	0	0	0	0	0	
											0	0	0	0	0	0	0	
											0	0	0	0	0	0	0	
											0	0	0	0	0	0	0	
											0	0	0	0	0	0	0	
											0	0	0	0	0	0	0	
											0	0	0	0	0	0	0	
											0	0	0	0	0	0	0	
											0	0	0	0	0	0	0	
											0	0	0	0	0	0	0	
											0	0	0	0	0	0	0	
											0	0	0	0	0	0	0	
											0	0	0	0	0	0	0	
											0	0	0	0	0	0	0	
											0	0	0	0	0	0	0	
											0	0	0	0	0	0	0	
											0	0	0	0	0	0	0	
											0	0	0	0	0	0	0	
											0	0	0	0	0	0	0	
											0	0	0	0	0	0	0	
											0	0	0	0	0	0	0	
											0	0	0	0	0	0	0	
											0	0	0	0	0	0	0	
											0	0	0	0	0	0	0	
											0	0	0	0	0	0	0	
											0	0	0	0	0	0	0	
											0	0	0	0	0	0	0	
											0	0	0	0	0	0	0	
											0	0	0	0	0	0	0	
											0	0	0	0	0	0	0	
											0	0	0	0	0	0	0	
											0	0	0	0	0	0	0	
											0	0	0	0	0	0	0	
											0	0	0	0	0	0	0	
											0	0	0	0	0	0	0	
											0	0	0	0	0	0	0	
											0	0	0	0	0	0	0	
											0	0	0	0				

Batter	1	2	3	4	5	6	7	8	9	AB	R	H	RBI	BB	SO	LOB	TOP										
Frank Taveras, R (1, 6) OBP: 0.293, SLG: 0.332	0-0 4-3		0-0 CS 1B		0-0 6-3		0-0 G6-3			4	0	1	0	0	0	1											
Elliott Maddox, R (1, 8) OBP: 0.320, SLG: 0.317	0-0 5-3		0-0 1-3		0-0 HR			0-0 6-3		4	1	1	1	0	0	2											
Lee Mazzilli, S (1, 3) OBP: 0.400, SLG: 0.451	0-3 K		4-0 BB		0-0 4-3			0-0 F7		3	0	0	0	1	1	0											
Richie Hebner, L (1, 5) OBP: 0.348, SLG: 0.383		0-0 1B E 2B	0-0 F9		0-0 6-3 2B			0-0 2B		4	1	3	0	0	0	2											
Joel Youngblood, R (1, 9) OBP: 0.342, SLG: 0.438		0-0 E SF8-4 1B		4-0 4-3 BB		0-0 6-3		0-0 F3		3	1	1	0	1	0	2											
John Stearns, R (1, 2) OBP: 0.309, SLG: 0.351		0-0 E6 SF8-4		0-0 F7		0-0 6-3			0-3 K	4	0	0	1	0	1	3											
Bruce Boisclair, L (1, 7) OBP: 0.207, SLG: 0.247		0-0 SF8-4		0-0 4-3		0-0 4-3			0-0 1B	3	0	1	1	0	0	2											
Doug Flynn, R (1, 4) OBP: 0.258, SLG: 0.313		0-0 F4-3		0-0 F6-3			0-0 S6-3 1B		0-0 F9	4	0	1	0	0	0	2											
Craig Swan, R (1, 1) OBP: 0.190, SLG: 0.154			0-0 CS 1B 1B		0-0 F9		0-3 K		0-3 K	4	0	1	0	0	2	2											
Inning Stats	R: 0 E: 0 K: 1 S: 5	H: 0 LOB: 0 BB: 0 P: 5	R: 2 E: 1 K: 0 S: 5	H: 2 LOB: 0 BB: 0 P: 5	R: 0 E: 0 K: 0 S: 4	H: 2 LOB: 2 BB: 1 P: 8	R: 0 E: 0 K: 0 S: 3	H: 0 LOB: 1 BB: 1 P: 7	R: 1 E: 0 K: 0 S: 4	H: 1 LOB: 0 BB: 0 P: 4	R: 0 E: 0 K: 0 S: 4	H: 1 LOB: 1 BB: 0 P: 4	R: 0 E: 0 K: 1 S: 5	H: 1 LOB: 0 BB: 5 P: 5	R: 0 E: 0 K: 0 S: 4	H: 1 LOB: 1 BB: 0 P: 4	R: 0 E: 0 K: 2 S: 8	H: 1 LOB: 1 BB: 0 P: 8	1B: 5 2B: 4 3B: 0 HR: 1	SF: 1 SAC: 0 DP: 2 HBP: 0	WP: 0 PB: 0 SB: 0 CS: 2	PA: 36					
PITCHER	IP	WLS	BF	H	R	ER	SO	BB	IBB	HBP	BLK	WP	HR	S	P	ERA	WHIP										
Dennis Lamp, R (1, 1) ERA: 3.53	8.0	L	32	8	3	2	2	2	0	0	0	0	1	34	42	2.25	1.250										
Dick Tidrow, R (9, 1) ERA: 3.49	1.0		4	1	0	0	2	0	0	0	0	0	0	8	8	0.00	1.000										

New York Mets @ Chicago Cubs
Wrigley Field, Chicago, IL
Mon Sep 24 1979, 3:33 AM CDT
Att: 3,278 - Unknown

AB 33
R 3
H 9
RBI 3
BB 2
SO 4
LOB 16



Batter	1	2	3	4	5	6	7	8	9	AB	R	H	RBI	BB	SO	LOB	BOTTOM										
Ivan De Jesus, R (1, 6) OBP: 0.343, SLG: 0.381	0-3 K			0-0 F9		0-0 F8		0-0 5-3		4	0	0	0	0	1	0											
Mick Kelleher, R (1, 4) OBP: 0.288, SLG: 0.281	0-0 1-3			0-0 1B		0-0 6-3			0-0 F7	3	0	1	0	0	0	0											
Ken Henderson, S (9, PH) OBP: 0.352, SLG: 0.337				0-0 1B		0-0 6-3			0-0 F7	1	0	0	0	0	0	0											
Bill Buckner, L (1, 3) OBP: 0.316, SLG: 0.440	0-0 F4-3			0-0 F8		0-0 1B		0-0 1B	0-0 1B	4	0	2	0	0	0	1											
Dave Kingman, R (1, 7) OBP: 0.344, SLG: 0.614		0-3 K		0-0 1B		0-0 1B		0-0 L6		4	0	2	0	0	1	1											
Larry Bittner, L (1, 9) OBP: 0.336, SLG: 0.398		0-3 K		0-0 F6			0-0 F8		0-0 F7	4	0	0	0	0	1	3											
Steve Ontiveros, S (1, 5) OBP: 0.391, SLG: 0.362		0-0 F4-3			0-0 F4-3		0-3 K			3	0	0	0	0	1	0											
Jerry Martin, R (1, 8) OBP: 0.325, SLG: 0.458			0-0 5-3		0-0 6-3 3B		0-0 F6			3	1	1	0	0	0	0											
Tim Blackwell, S (1, 2) OBP: 0.336, SLG: 0.216			0-0 F4-3		0-0 6-3			0-0 F7		3	0	0	1	0	0	0											
Dennis Lamp, R (1, 1) OBP: 0.183, SLG: 0.172			0-0 F4-3		0-0 K			0-0 F8		2	0	0	0	0	1	0											
Scot Thompson, L (8, PH) OBP: 0.322, SLG: 0.378			0-0 F4-3					0-3 F8		1	0	0	0	0	0	0											
Dick Tidrow, R (9, 1) OBP: 0.273, SLG: 0.200								0-0 F8		0	0	0	0	0	0	0											
Inning Stats	R: 0 E: 0 K: 1 S: 5	H: 0 LOB: 0 BB: 0 P: 5	R: 0 E: 0 K: 2 S: 7	H: 0 LOB: 0 BB: 0 P: 7	R: 0 E: 0 K: 0 S: 3	H: 0 LOB: 0 BB: 0 P: 3	R: 0 E: 0 K: 0 S: 5	H: 2 LOB: 2 BB: 0 P: 5	R: 1 E: 0 K: 1 S: 6	H: 1 LOB: 0 BB: 0 P: 6	R: 0 E: 0 K: 0 S: 4	H: 2 LOB: 0 BB: 0 P: 4	R: 0 E: 0 K: 1 S: 5	H: 0 LOB: 0 BB: 0 P: 5	R: 0 E: 0 K: 0 S: 3	H: 0 LOB: 0 BB: 0 P: 3	R: 0 E: 0 K: 0 S: 4	H: 1 LOB: 1 BB: 0 P: 4	1B: 5 2B: 0 3B: 1 HR: 0	SF: 0 SAC: 0 DP: 0 HBP: 0	WP: 0 PB: 0 SB: 0 CS: 0	PA: 32					
PITCHER	IP	WLS	BF	H	R	ER	SO	BB	IBB	HBP	BLK	WP	HR	S	P	ERA	WHIP										
Craig Swan, R (1, 1) ERA: 3.18	9.0	W	32	6	1	1	5	0	0	0	0	0	0	42	42	1.00	0.667										

New York Mets @ Chicago Cubs
Wrigley Field, Chicago, IL
Mon Sep 24 1979, 3:33 AM CDT
Att: 3,278 - Unknown

AB 32
R 1
H 6
RBI 1
BB 0
SO 5
LOB 5



Batter	1	2	3	4	5	6	7	8	9	AB	R	H	RBI	BB	SO	LOB	TOP										
Frank Taveras, R OBP: 0.293, SLG: 0.332 (1, 6)	F7	6-3		L7		L7		K		5	0	0	0	0	1	2											
Elliott Maddox, R OBP: 0.325, SLG: 0.318 (1, 8)	BB		2B	F8		1B		BB		3	1	2	0	2	0	0											
Lee Mazzilli, S OBP: 0.400, SLG: 0.452 (1, 3)	K		F7	3-1		K		K		5	0	0	0	0	3	5											
Richie Hebner, L OBP: 0.356, SLG: 0.397 Alex Trevino, R OBP: 0.335, SLG: 0.330 (8, 5)	G3		2B			F9		F9		4	1	1	1	0	1	2											
Joel Youngblood, R OBP: 0.343, SLG: 0.438 (1, 7)		2B	G3	1B		1B		K		4	3	2	1	1	1	0											
John Stearns, R OBP: 0.310, SLG: 0.355 (1, 2)		SF8	G3			F9		F7		5	1	1	0	0	0	2											
Bruce Boisclair, L OBP: 0.208, SLG: 0.247 (1, 9)		SF8	1B			1B		F8		2	0	1	1	1	0	0											
Doug Flynn, R OBP: 0.264, SLG: 0.317 (1, 4)		1B	1B			1B		F5-3		4	0	3	3	0	0	0											
Juan Berenguer, R OBP: 0.333, SLG: 0.143 Jeff Reardon, R (8, 1)	SH1-6-4		5-3			6-3		BB		2	0	0	0	1	0	4											
Inning Stats	R: 0 E: 0 K: 1 S: 5	H: 0 LOB: 1 BB: 1 P: 9	R: 2 E: 0 K: 0 S: 6	H: 3 LOB: 1 BB: 0 P: 6	R: 3 E: 0 K: 0 S: 7	H: 4 LOB: 2 BB: 1 P: 11	R: 0 E: 0 K: 0 S: 3	H: 0 LOB: 0 BB: 0 P: 3	R: 1 E: 0 K: 1 S: 7	H: 2 LOB: 2 BB: 1 P: 11	R: 0 E: 0 K: 1 S: 6	H: 1 LOB: 1 BB: 0 P: 6	R: 0 E: 0 K: 0 S: 3	H: 0 LOB: 0 BB: 0 P: 3	R: 0 E: 0 K: 2 S: 7	H: 0 LOB: 2 BB: 2 P: 15	R: 0 E: 0 K: 1 S: 5	H: 0 LOB: 0 BB: 0 P: 5	1B: 6 2B: 4 3B: 0 HR: 0	SF: 1 SAC: 1 DP: 0 HBP: 0	WP: 0 PB: 0 SB: 1 CS: 0	PA: 42					
PITCHER	IP	WLS	BF	H	R	ER	SO	BB	IBB	HBP	BLK	WP	HR	S	P	ERA	WHIP										
Tom Bruno, R ERA: 4.23 (1, 1)	3.0	L	18	7	5	5	1	2	0	0	0	0	0	18	26	15.00	3.000										
George Frazier, R ERA: 4.91 (4, 1)	2.0	9	2	1	1	1	1	1	0	0	0	0	0	10	14	4.50	1.500										
Buddy Schultz, L ERA: 4.46 (6, 1)	2.0	7	1	0	0	1	1	0	0	0	0	0	0	9	9	0.00	0.500										
Kim Seaman, L ERA: (8, 1)	2.0	8	0	0	0	3	2	0	0	0	0	0	0	12	20	0.00	1.000										

New York Mets @ St. Louis Cardinals
Busch Stadium, St. Louis, MO
Fri Sep 28 1979, 7:05 PM CDT
Unknown

livebaseballscores.com

AB	35
R	6
H	10
RBI	6
BB	5
SO	6
LOB	15



Batter	1	2	3	4	5	6	7	8	9	AB	R	H	RBI	BB	SO	LOB	BOTTOM										
Garry Templeton, S OBP: 0.330, SLG: 0.457 (1, 6)	K		F9		K			1B		4	0	1	0	0	2	0											
Jim Lentine, R OBP: 0.467, SLG: 0.462 (1, 9)	CS		FC3-6			F4-6-3		1B		2	0	2	0	2	0	0											
Ken Oberkfell, L OBP: 0.397, SLG: 0.391 (8, 5)	K		FC3-6			F4-6-3		K		4	0	0	0	0	2	5											
Dane Iorg, L OBP: 0.333, SLG: 0.372 (1, 3)		6-3	L3			K		P6		4	0	0	0	1	3												
Terry Kennedy, L OBP: 0.311, SLG: 0.370 (1, 2)		FC4-6		L9		F8		6-3		4	0	2	0	0	0	0											
Jerry Mumphrey, S OBP: 0.342, SLG: 0.366 (1, 8)		FC4-6		F5-4-3		F4-3		F4-3		4	1	2	0	0	0	1											
Ken Reitz, R OBP: 0.301, SLG: 0.385 Kim Seaman, L (8, 1)		HR		F5-4-3		F8		5-3		3	1	1	2	0	0	3											
Lou Brock, L OBP: 0.344, SLG: 0.401 (9, PH)		HR		1-2		2-3				1	0	0	0	0	0	0											
Keith Smith, R OBP: 0.200, SLG: 0.200 (1, 7)				F8		F4-3				3	0	1	0	0	0	2											
Tom Bruno, R OBP: 0.200, SLG: 0.200 George Frazier, R (4, 1)		F9				G3		F8		1	0	0	0	0	0	1											
Tony Scott, S OBP: 0.301, SLG: 0.361 Buddy Schultz, R (6, 1)										1	0	0	0	0	0	0											
Mike Phillips, L OBP: 0.327, SLG: 0.322 (8, 4)										1	0	0	0	0	0	0											
Inning Stats	R: 0 E: 0 K: 2 S: 7	H: 1 LOB: 0 BB: 0 P: 7	R: 2 E: 0 K: 0 S: 6	H: 3 LOB: 1 BB: 0 P: 6	R: 0 E: 0 K: 0 S: 3	H: 0 LOB: 1 BB: 1 P: 7	R: 0 E: 0 K: 0 S: 3	H: 1 LOB: 0 BB: 0 P: 3	R: 0 E: 0 K: 1 S: 5	H: 0 LOB: 0 BB: 0 P: 5	R: 0 E: 0 K: 1 S: 4	H: 0 LOB: 0 BB: 1 P: 8	R: 0 E: 0 K: 0 S: 4	H: 2 LOB: 1 BB: 0 P: 4	R: 0 E: 0 K: 1 S: 7	H: 2 LOB: 2 BB: 0 P: 7	R: 0 E: 0 K: 0 S: 3	H: 0 LOB: 0 BB: 0 P: 3	1B: 8 2B: 1 3B: 0 HR: 1	SF: 0 SAC: 0 DP: 3 HBP: 0	WP: 0 PB: 0 SB: 0 CS: 1	PA: 34					
PITCHER	IP	WLS	BF	H	R	ER	SO	BB	IBB	HBP	BLK	WP	HR	S	P	ERA	WHIP										
Juan Berenguer, R ERA: 2.93 (1, 1)	1.1	W	29	9	2	2	4	2	0	0	0	0	0	35	43	2.46	1.500										
Jeff Reardon, R ERA: 1.96 (8, 1)	1.2	S	5	0	0	0	1	0	0	0	0	0	0	7	7	0.00	0.000										

New York Mets @ St. Louis Cardinals
Busch Stadium, St. Louis, MO
Fri Sep 28 1979, 7:05 PM CDT
Unknown

livebaseballscores.com

AB	32
R	2
H	9
RBI	2
BB	2
SO	5
LOB	15



Batter	1	2	3	4	5	6	7	8	9	AB	R	H	RBI	BB	SO	LOB	TOP					
Frank Taveras, R (1,6) OBP: 0.298, SLG: 0.335 Kelvin Chapman, R (6, PH) OBP: 0.202, SLG: 0.218 (6,4)										3	1	1	0	0	0	0	New York Mets @ St. Louis Cardinals Busch Stadium, St. Louis, MO Sat Sep 29 1979, 3:33 AM CDT Att: 9,001 - Unknown					
Elliott Maddox, R (1,8) OBP: 0.329, SLG: 0.336										5	1	3	0	0	0	0						
Lee Mazzilli, S (1,3) OBP: 0.398, SLG: 0.453										4	1	1	3	0	0	2						
John Stearns, R (1,2) OBP: 0.309, SLG: 0.353										3	2	1	0	1	0	1						
Richie Hebner, L (1,5) OBP: 0.353, SLG: 0.392 Alex Trevino, R (7,5) OBP: 0.335, SLG: 0.330										4	0	0	0	0	0	3						
Joel Youngblood, R (1,9) OBP: 0.347, SLG: 0.438										3	2	1	0	1	2	0						
Dan Norman, R (1,7) OBP: 0.311, SLG: 0.373										4	1	2	4	0	1	0						
Doug Flynn, R (1,4) OBP: 0.267, SLG: 0.319 (6,6)										4	0	2	0	0	0	0						
Craig Swan, R (1,1) OBP: 0.184, SLG: 0.148 Mike Scott, R (6,1)										3	0	0	0	0	1	2						
Bruce Boicclair, L (8,7) OBP: 0.208, SLG: 0.245 Neil Allen, R (8,1)										0	0	0	0	0	0	0						
Inning Stats	R: 0 E: 0 K: 0 S: 3	H: 1 LOB: 0 BB: 0 P: 3	R: 2 E: 0 K: 0 S: 5	H: 3 LOB: 0 BB: 0 P: 5	R: 3 E: 0 K: 1 S: 6	H: 3 LOB: 0 BB: 0 P: 6	R: 0 E: 0 K: 1 S: 6	H: 1 LOB: 1 BB: 0 P: 6	R: 0 E: 0 K: 0 S: 3	H: 0 LOB: 0 BB: 0 P: 3	R: 3 E: 0 K: 1 S: 7	H: 2 LOB: 1 BB: 2 P: 15	R: 0 E: 0 K: 0 S: 4	H: 1 LOB: 1 BB: 0 P: 4	R: 0 E: 0 K: 2 S: 7	H: 0 LOB: 0 BB: 0 P: 7	R: 0 E: 0 K: 0 S: 3	H: 0 LOB: 0 BB: 0 P: 3	1B: 6 2B: 4 3B: 0 HR: 2	SF: 0 SAC: 0 DP: 1 HBP: 0	WP: 0 PB: 0 SB: 2 CS: 0	PA: 38
PITCHER	IP WLS BF H R ER SO BB IBB HBP BLK WP HR S P ERA WHIP																					
Bob Sykes, L (1,1) ERA: 6.18	5.1 L 26 10 8 8 1 1 1 0 0 0 0 2 26 34 13.50 2.062																					
John Fulgham, R (6,1) ERA: 2.53	1.2 6 1 0 0 1 0 0 0 0 0 0 0 8 8 0.00 0.600																					
George Frazier, R (8,1) ERA: 4.45	2.0 6 0 0 0 2 0 0 0 0 0 0 0 10 10 0.00 0.000																					

Batter	1	2	3	4	5	6	7	8	9	AB	R	H	RBI	BB	SO	LOB	BOTTOM					
Keith Smith, R (1,7) OBP: 0.231, SLG: 0.231 George Frazier, R (8,1)										4	0	0	0	0	0	1	New York Mets @ St. Louis Cardinals Busch Stadium, St. Louis, MO Sat Sep 29 1979, 3:33 AM CDT Att: 9,001 - Unknown					
Lou Brock, L (9, PH) OBP: 0.345, SLG: 0.401										0	0	0	0	0	0	0						
Jim Lentine, R (1,8) OBP: 0.456, SLG: 0.429										4	1	2	0	0	0	0						
Ken Oberkfell, L (1,4) OBP: 0.398, SLG: 0.390										3	2	1	0	1	0	1						
Keith Hernandez, L (1,3) OBP: 0.418, SLG: 0.516										4	1	3	1	0	0	1						
Dane Iorg, L (1,9) OBP: 0.339, SLG: 0.383 Bernie Carbo, L (6, PH) OBP: 0.373, SLG: 0.444 (7,9)										2	1	1	0	0	0	1						
Terry Kennedy, L (1,2) OBP: 0.313, SLG: 0.400										3	1	1	3	0	1	1						
Ken Reitz, R (1,5) OBP: 0.299, SLG: 0.384										4	0	0	0	0	0	1						
Mike Phillips, L (1,6) OBP: 0.311, SLG: 0.316										4	0	0	0	0	0	0						
Bob Sykes, S (1,1) OBP: 0.208, SLG: 0.095 John Fulgham, R (6,1) OBP: 0.250, SLG: 0.190 Jerry Mumphrey, S (7, PH) OBP: 0.341, SLG: 0.368 (8,7)										2	0	1	0	0	1	0						
Inning Stats	R: 0 E: 0 K: 0 S: 3	H: 0 LOB: 0 BB: 0 P: 3	R: 0 E: 0 K: 0 S: 3	H: 1 LOB: 0 BB: 0 P: 3	R: 0 E: 0 K: 1 S: 5	H: 0 LOB: 0 BB: 0 P: 5	R: 0 E: 0 K: 0 S: 4	H: 1 LOB: 1 BB: 0 P: 4	R: 2 E: 0 K: 0 S: 6	H: 3 LOB: 1 BB: 0 P: 6	R: 3 E: 0 K: 1 S: 7	H: 2 LOB: 0 BB: 1 P: 11	R: 0 E: 0 K: 1 S: 5	H: 0 LOB: 0 BB: 0 P: 5	R: 2 E: 0 K: 0 S: 6	H: 3 LOB: 1 BB: 0 P: 6	R: 0 E: 0 K: 0 S: 3	H: 0 LOB: 0 BB: 0 P: 3	1B: 6 2B: 3 3B: 0 HR: 2	SF: 1 SAC: 0 DP: 1 HBP: 0	WP: 0 PB: 0 SB: 1 CS: 0	PA: 37
PITCHER	IP WLS BF H R ER SO BB IBB HBP BLK WP HR S P ERA WHIP																					
Craig Swan, R (1,1) ERA: 3.29	5.1 W 23 7 5 5 1 1 0 0 0 0 0 2 24 28 8.44 1.500																					
Mike Scott, R (6,1) ERA: 5.33	1.2 8 3 2 2 2 0 0 0 0 0 0 0 12 12 10.80 1.800																					
Neil Allen, R (8,1) ERA: 3.55	2.0 S 6 0 0 0 0 0 0 0 0 0 0 0 6 6 0.00 0.000																					

