New York Mets - 1980

Chicago Cubs @ New York Mets

Shea Stadium, Flushing, NY

Thu Apr 10 1980, 3:33 AM EST

Att. 12,219 - Unknown

TOP

livebaseballscorecards.com

Batter	1	2	3	4	5	6	7	8	9	AB	R	H	RBI	BB	SO	LOB
Lenny Randle, S (1, 4) OBP: 0.250, SLG: 0.250	F4-3		F8			G3	1B 2-H			4	0	1	1	0	0	0
Ivan De Jesus, R (1, 6) OBP: 0.250, SLG: 0.250	F4			5-3		2B 5-3 1B	F9			4	1	1	0	0	0	1
Bill Buckner, L (1, 3) OBP: 0.500, SLG: 0.750	F4			5-3 1B		1-3 2B		F4-3		4	0	2	0	0	0	0
Dave Kingman, R (1, 7) OBP: 0.250, SLG: 0.500		F9 2B		5-3 1-2		5-3 3-H		F2		4	0	1	1	0	0	2
Ken Henderson, S (1, 9)		F9 2-3		F6		BB		F7		3	0	0	0	1	0	2
Steve Ontiveros, S (1, 5)		F9			F9	F8			G3	4	0	0	0	0	0	3
Carlos Lezcano, R (1, 8)	K				6-3		1B 2B		E6 F5-4-3	2	0	0	0	0	1	1
Jerry Martin, R (6, 8) OBP: 0.500, SLG: 1.000										2	1	1	0	0	0	0
Tim Blackwell, S (1, 2) OBP: 0.333, SLG: 0.333			3-1		1B		F8		F5-4-3 1-2	3	0	1	0	0	0	1
Scot Thompson, L (9, PH)										1	0	0	0	0	0	1
Rick Reuschel, R (1, 1)			K		K		F9			2	0	0	0	0	2	1
Bill Caudill, R (6, 1)										0	0	0	0	0	0	0
Larry Biittner, L (7, PH)										1	0	0	0	0	0	1
Dick Tidrow, R (7, 1)										0	0	0	0	0	0	0
Inning Stats	R: 0 E: 0 K: 0 S: 3 H: 0 LOB: 0 BB: 0 P: 3	R: 0 E: 0 K: 1 S: 6 H: 1 LOB: 1 BB: 0 P: 6	R: 0 E: 0 K: 1 S: 5 H: 0 LOB: 0 BB: 0 P: 5	R: 0 E: 0 K: 0 S: 4 H: 1 LOB: 1 BB: 0 P: 4	R: 0 E: 0 K: 1 S: 6 H: 1 LOB: 1 BB: 0 P: 6	R: 1 E: 0 K: 0 S: 5 H: 2 LOB: 2 BB: 1 P: 9	R: 1 E: 0 K: 0 S: 5 H: 2 LOB: 1 BB: 0 P: 5	R: 0 E: 0 K: 0 S: 3 H: 0 LOB: 0 BB: 0 P: 3	R: 0 E: 1 K: 0 S: 3 H: 0 LOB: 0 BB: 0 P: 3	1B: 4 2B: 3 3B: 0 HR: 0 SF: 0 SAC: 0 DP: 1 HBP: 0						

	AB	34
	R	2
	H	7
	RBI	2
	BB	1
	SO	3
	LOB	13

WP: 0 PB: 0 SB: 0 CS: 0 PA: 35

PITCHER		IP	WLS	BF	H	R	ER	SO	BB	IBB	HBP	BLK	WP	HR	S	P	ERA	WHIP
Craig Swan, R ERA: 2.57	(1, 1)	7.0	W	29	7	2	2	3	1	0	0	0	0	0	34	38	2.57	1.143
Neil Allen, R ERA:	(8, 1)	2.0	S	6	0	0	0	0	0	0	0	0	0	0	6	6	0.00	0.000

PITCHER	IP	WLS	BF	H	R	ER	SO	BB	IBB	HBP	BLK	WP	HR	S	P	ERA	WHIP

Batter	1	2	3	4	5	6	7	8	9	AB	R	H	RBI	BB	SO	LOB
Frank Taveras, R (1, 6) OBP: 0.250, SLG: 0.250	1-3		FC1-6 1-2 1B		K	P4				4	0	1	0	0	1	3
Elliott Maddox, R (1, 5) OBP: 0.250, SLG: 0.250	CS 1B		FC1-6 1-2f 2-3 BB		G1-6-3 1-2f	K				4	0	1	0	0	1	5
Lee Mazzilli, S (1, 3)	4-3 1-2		FC6-4 1-2 BB			2B E BB	F4			2	1	0	0	2	0	1
Steve Henderson, R (1, 7) OBP: 0.250, SLG: 0.500		5-3	K			E 1-3 SF8 2B	F5			4	1	1	0	0	1	3
Mike Jorgensen, L (1, 9) Joel Youngblood, R (7, 9)		4-3 1B BB	FC6-4 1-2f			SF8 E 1B IBB	K			1 1	2 0	0 0	0 0	2 0	0 1	3 0
John Stearns, R (1, 2)	4-3 1-2		6-3			E4 SF8 1B 1-2 2-3 3-H		6-3		4	1	0	0	0	0	3
Jerry Morales, R (1, 8) OBP: 0.500, SLG: 0.667	2-H 1B		F6			SF8 1-2 2-3 3-H		1B CS 1B		3	0	2	2	0	0	0
Doug Flynn, R (1, 4) OBP: 0.500, SLG: 0.333	F1-3		F7			1B IBB		1-3 1B		3	0	1	0	1	0	1
Craig Swan, R (1, 1) OBP: 1.000, SLG: 1.000 Neil Allen, R (8, 1)			FC1-6 1B BB		G1-6-3 1B	1-2 2-H 3-H 1B		3-H		2 1	0 0	2 0	2 0	1 0	0 1	0 2
Inning Stats	R: 0 E: 0 K: 0 S: 3 H: 1 LOB: 0 BB: 0 P: 3	R: 1 E: 0 K: 0 S: 4 H: 1 LOB: 1 BB: 1 P: 8	R: 0 E: 0 K: 1 S: 6 H: 1 LOB: 3 BB: 2 P: 14	R: 0 E: 0 K: 0 S: 3 H: 0 LOB: 0 BB: 0 P: 3	R: 0 E: 0 K: 1 S: 5 H: 1 LOB: 0 BB: 0 P: 5	R: 4 E: 1 K: 1 S: 8 H: 2 LOB: 2 BB: 3 P: 20	R: 0 E: 0 K: 1 S: 5 H: 0 LOB: 0 BB: 0 P: 5	R: 0 E: 0 K: 1 S: 6 H: 2 LOB: 1 BB: 0 P: 6		1B: 7 2B: 1 3B: 0 HR: 0 SF: 1 SAC: 0 DP: 1 HBP: 0				WP: 0 PB: 0 SB: 0 CS: 2 PA: 36	

PITCHER		IP	WLS	BF	H	R	ER	SO	BB	IBB	HBP	BLK	WP	HR	S	P	ERA	WHIP
Rick Reuschel, R ERA: 6.75	(1, 1)	5.1	L	27	6	5	4	2	4	2	0	0	0	0	25	49	6.75	1.875
Bill Caudill, R ERA:	(6, 1)	0.2		2	0	0	0	1	0	0	0	0	0	0	4	4	0.00	0.000
Dick Tidrow, R ERA:	(7, 1)	2.0		7	2	0	0	2	0	0	0	0	0	0	11	11	0.00	1.000

PITCHER	IP	WLS	BF	H	R	ER	SO	BB	IBB	HBP	BLK	WP	HR	S	P	ERA	WHIP

BOTTOM

Chicago Cubs @ New York Mets

Shea Stadium, Flushing, NY

Thu Apr 10 1980, 3:33 AM EST

Att. 12,219 - Unknown

livebaseballscorecards.com

AB	29
R	5
H	8
RBI	4
BB	6
SO	5
LOB	21

Batter	1	2	3	4	5	6	7	8	9	AB	R	H	RBI	BB	SO	LOB
Lenny Randle, S (1, 4) (7, 5) OBP: 0.222, SLG: 0.556	6-3		K	HR	FC4-6 1-2f			5-3		5	1	1	1	0	1	4
Ivan De Jesus, R (1, 6) OBP: 0.333, SLG: 0.250	F4-3		FC5-4 1B HR 1-2f	F8 S BB		F5-4-3 BB 1B		1-3		4	1	1	0	1	0	1
Bill Buckner, L (1, 3) OBP: 0.444, SLG: 0.500	F4		HR 1B 1-3	F8 1-3		F5-4-3 BB 1-2		F4-3		4	1	1	0	1	0	1
Dave Kingman, R (1, 7) OBP: 0.444, SLG: 1.250		HR	HR 1-H 3-H	F7		F5-4-3 1-2 2-3			FC5 F4-3 BB	4	2	2	4	1	0	3
Ken Henderson, S (1, 9) OBP: 0.222, SLG: 0.250		K	BB 2B		F5	K			F4-3 1-2	5	0	1	0	0	2	2
Jerry Martin, R (1, 8) OBP: 0.714, SLG: 2.000		HR	BB		6-3		HR		IBB	3	2	2	2	2	0	0
Steve Ontiveros, S (1, 5) OBP: 0.250, SLG: 0.143		F8	BB 1-2 2-3		BB 1B 1B		K		F8	3	0	1	0	1	1	0
Mike Tyson, R (7, 4)										1	0	0	0	0	0	2
Barry Foote, R (1, 2) OBP: 0.200, SLG: 0.200		6-3	L5		BB 1B 1-2		F7		FC5 2-3f	5	0	1	0	0	0	5
Dennis Lamp, R (1, 1) OBP: 0.667, SLG: 0.500			FC5-4 1B	K	BB 1B 1-2 2-3		F8			2	0	1	0	1	1	0
Mike Vail, R (7, PH)										1	0	0	0	0	0	0
Bill Caudill, R (7, 1)										0	0	0	0	0	0	0
Bruce Sutter, R (9, 1)										0	0	0	0	0	0	0
Inning Stats	R: 0 E: 0 K: 0 S: 3 H: 0 LOB: 0 BB: 0 P: 3	R: 2 E: 0 K: 1 S: 7 H: 2 LOB: 0 BB: 0 P: 7	R: 3 E: 0 K: 1 S: 9 H: 4 LOB: 3 BB: 2 P: 17	R: 1 E: 0 K: 1 S: 6 H: 1 LOB: 1 BB: 1 P: 10	R: 0 E: 0 K: 0 S: 5 H: 2 LOB: 3 BB: 1 P: 9	R: 0 E: 0 K: 1 S: 5 H: 1 LOB: 1 BB: 1 P: 9	R: 1 E: 0 K: 1 S: 6 H: 1 LOB: 0 BB: 0 P: 6	R: 0 E: 0 K: 0 S: 3 H: 0 LOB: 0 BB: 0 P: 3	R: 0 E: 0 K: 0 S: 3 H: 0 LOB: 2 BB: 2 P: 11	1B: 5 2B: 1 3B: 0 HR: 5	SF: 0 SAC: 0 DP: 1 HBP: 0						

TOP

Chicago Cubs @ New York Mets

Shea Stadium, Flushing, NY

Fri Apr 11 1980, 3:33 AM EST

Att. 4,460 - Unknown

livebaseballscorecards.com

AB	37
R	7
H	11
RBI	7
BB	7
SO	5
LOB	18

PITCHER		IP	WLS	BF	H	R	ER	SO	BB	IBB	HBP	BLK	WP	HR	S	P	ERA	WHIP
Ray Burris, R ERA: 16.88	(1, 1)	2.2	L	14	6	5	5	2	0	0	0	0	0	3	18	18	16.88	2.250
Kevin Kobel, L ERA: 6.75	(3, 1)	1.1		8	1	1	1	1	3	0	0	0	0	1	7	19	6.75	3.000
John Pacella, R ERA:	(5, 1)	2.0		10	3	0	0	1	2	0	0	0	0	0	10	18	0.00	2.500
Ed Glynn, L ERA: 4.5	(7, 1)	2.0		7	1	1	1	1	0	0	0	0	0	1	9	9	4.50	0.500
Jeff Reardon, R ERA:	(9, 1)	1.0		5	0	0	0	0	1	1	0	0	0	0	3	11	0.00	1.000

PITCHER	IP	WLS	BF	H	R	ER	SO	BB	IBB	HBP	BLK	WP	HR	S	P	ERA	WHIP

WP: 0 PB: 0 SB: 1 CS: 0 PA: 44

Chicago Cubs @ New York Mets

Shea Stadium, Flushing, NY

Fri Apr 11 1980, 3:33 AM EST

Att. 4,460 - Unknown

BOTTOM

Batter	1	2	3	4	5	6	7	8	9	AB	R	H	RBI	BB	SO	LOB
Frank Taveras, R (1, 6) OBP: 0.333, SLG: 0.333	0-0 SH1-3 1B	0-0 ③ 4-3		0-0 ③ 4-3			0-0 1B 2B 1B	0-0 ③ 6-3		5	1	2	0	0	0	3
Elliott Maddox, R (1, 5) OBP: 0.375, SLG: 0.375	0-0 ① SH1-3 1-2		0-0 BB 2B 1B		0-0 FC4-6 1B		SSS 0-3 ① K		0-0 ① 6-3	4	1	2	0	0	1	1
Lee Mazzilli, S (1, 3) OBP: 0.667, SLG: 0.400	BBBB 4-0 G6-4-3 BB		BBBB 4-0 2B 6-3 1-2 BB		0-0 ① FC4-6 1-4-3 1-2f		0-0 2B 1-2 1B		0-0 S 1B 1B	3	2	2	0	2	0	1
Steve Henderson, R (1, 7) OBP: 0.222, SLG: 0.444	0-0 ②③ G6-4-3 1-2f		SSS 0-3 ① K		0-0 ② 1-4-3 1-2		0-0 1-3 2-H 2B		0-0 ② F9 1-2	5	0	1	1	0	1	6
Mike Jorgensen, L (1, 9) OBP: 0.500, SLG: 0.500		0-0 ① 4-3	0-0 1-3 2-H 2B		SSS 0-3 ③ K		SSS 0-3 ② K		0-0 FC5-4 2-H 1B	5	0	2	2	0	2	3
John Stearns, R (1, 2) OBP: 0.222, SLG: 0.333		0-0 1B 1B 2B	0-0 ② 6-3 3-H			0-0 FC6-4 1B	0-0 ③ 4-3		0-0 ③ FC5-4 1-2f	5	1	2	1	0	0	4
Jerry Morales, R (1, 8) OBP: 0.375, SLG: 0.429		0-0 1B 2-3 1B	0-0 ③ 5-3			0-0 ① FC6-4 WP 1-2f		0-0 ① F5		4	0	1	0	0	0	2
Doug Flynn, R (1, 4) OBP: 0.375, SLG: 0.286		0-0 1-2 3-H 1B		SSS 0-3 ① K		0-0 ② F8 1-2	SSS 0-3 ② K			4	0	1	1	0	2	1
Ray Burris, R (1, 1) Kevin Kobel, R (3, 1) Dan Norman, R (4, PH) John Pacella, R (5, 1) Ron Hodges, L (6, PH) Ed Glynn, R (7, 1) Phil Mankowski, L (8, PH) Jeff Reardon, R (9, 1)	SSS 0-3 ② K			X 0-0 ② 6-3		SSS 0-3 ③ K	BBBB 4-0 BB			1 0 1 0 1 0 0 0	0 0 0 0 0 0 0 0	0 0 0 0 0 0 1 0	0 0 0 0 0 0 0 0	0 0 0 0 0 0 1 0	1 0 0 0 0 0 0 1	2 0 0 0 1 0 0 0
Inning Stats	R: 0 E: 0 K: 0 S: 3 H: 1 LOB: 1 BB: 1 P: 7	R: 1 E: 0 K: 1 S: 8 H: 3 LOB: 2 BB: 0 P: 8	R: 2 E: 0 K: 1 S: 7 H: 2 LOB: 1 BB: 1 P: 11	R: 0 E: 0 K: 1 S: 5 H: 0 LOB: 0 BB: 0 P: 5	R: 0 E: 0 K: 1 S: 6 H: 1 LOB: 1 BB: 0 P: 6	R: 0 E: 0 K: 1 S: 6 H: 1 LOB: 1 BB: 0 P: 6	R: 1 E: 0 K: 2 S: 10 H: 3 LOB: 2 BB: 0 P: 10	R: 0 E: 0 K: 1 S: 5 H: 0 LOB: 1 BB: 1 P: 9	R: 1 E: 0 K: 0 S: 5 H: 2 LOB: 1 BB: 0 P: 5	1B: 10 2B: 3 3B: 0 HR: 0 SF: 0 SAC: 1 DP: 1 HBP: 0						

livebaseballscorecards.com

AB	38
R	5
H	13
RBI	5
BB	3
SO	8
LOB	24

WP: 1 PA: 42
PB: 0
SB: 1
CS: 0

PITCHER		IP	WLS	BF	H	R	ER	SO	BB	IBB	HBP	BLK	WP	HR	S	P	ERA	WHIP
Dennis Lamp, R ERA: 4.5	(1, 1)	6.0	W	27	8	3	3	5	2	0	0	0	1	0	35	43	4.50	1.667
Bill Caudill, R ERA: 3.38	(7, 1)	2.0		10	3	1	1	3	1	0	0	0	0	0	15	19	4.50	2.000
Bruce Sutter, R ERA: 9.0	(9, 1)	1.0	S	5	2	1	1	0	0	0	0	0	0	0	5	5	9.00	2.000

PITCHER	IP	WLS	BF	H	R	ER	SO	BB	IBB	HBP	BLK	WP	HR	S	P	ERA	WHIP

Batter	1	2	3	4	5	6	7	8	9	AB	R	H	RBI	BB	SO	LOB
Lenny Randle, S (1, 4) (7, 5) OBP: 0.143, SLG: 0.357	F8	F7			G1-6-3 1-2f		FC1-6 E S 1-2f SF9	F8		5	1	0	0	0	0	7
Ivan De Jesus, R (1, 6) OBP: 0.286, SLG: 0.250	1B CS 1B		1-3		S S S K		SF9 1-H		F9	4	0	1	1	0	1	0
Bill Buckner, L (1, 3) OBP: 0.500, SLG: 0.538	1-3 1B		F6-4-3 1B			3-1	5-3		1B	5	0	3	0	0	0	1
Dave Kingman, R (1, 7) OBP: 0.429, SLG: 1.154	S S S K 3-H		F6-4-3 1-2			F4-6-3 1B		HR	F4	5	1	2	1	0	1	4
Ken Henderson, S (1, 9) OBP: 0.286, SLG: 0.250		FC3-6 1B FC5-2 1B		F8		F4-6-3 1-2		B B B B WP 1B BB	F7	4	1	1	0	1	0	2
Jerry Martin, R (1, 8) OBP: 0.636, SLG: 1.444		FC3-6 1-2 1B		F8			WP HR 2B	F2 1-2		4	1	2	0	0	0	1
Steve Ontiveros, S (1, 5) OBP: 0.364, SLG: 0.222		FC3-6 1B FC5-2 1-2f 2-3		1B			B B B B HR 2-3 BB	1B IBB		2	0	1	0	1	0	2
Mick Kelleher, R (7, PR) (7, 4)										0	1	0	0	0	0	0
Larry Biittner, L (8, PH)										0	0	0	0	1	0	0
Mike Tyson, R (8, 4)										0	0	0	0	0	0	0
Barry Foote, R (1, 2) OBP: 0.222, SLG: 0.556		FC5-2 1B 1-2 3-H		6-3			1-H 3-H HR	F9		4	1	1	3	0	0	5
Mike Krukow, R (1, 1) OBP: 0.667, SLG: 0.667					E6 G1-6-3					3	0	2	0	0	0	0
Mike Vail, R (8, PH) OBP: 0.500, SLG: 0.500										1	0	1	1	0	0	0
Bruce Sutter, R (8, 1)		1-2 2-3					FC1-6 1B	1-2 2-H		0	0	0	0	0	0	0
Inning Stats	R: 0 H: 2 E: 0 LOB: 2 K: 1 BB: 0 S: 6 P: 6	R: 0 H: 3 E: 0 LOB: 3 K: 0 BB: 0 S: 6 P: 6	R: 0 H: 1 E: 0 LOB: 0 K: 0 BB: 0 S: 3 P: 3	R: 0 H: 1 E: 0 LOB: 1 K: 0 BB: 0 S: 4 P: 4	R: 0 H: 0 E: 1 LOB: 0 K: 1 BB: 0 S: 5 P: 5	R: 0 H: 1 E: 0 LOB: 0 K: 0 BB: 0 S: 3 P: 3	R: 4 H: 3 E: 0 LOB: 1 K: 0 BB: 1 S: 6 P: 10	R: 2 H: 2 E: 0 LOB: 2 K: 0 BB: 2 S: 5 P: 13	R: 0 H: 1 E: 0 LOB: 1 K: 0 BB: 0 S: 4 P: 4	1B: 11 SF: 1 2B: 2 SAC: 0 3B: 0 DP: 4 HR: 2 HBP: 0						

PITCHER		IP	WLS	BF	H	R	ER	SO	BB	IBB	HBP	BLK	WP	HR	S	P	ERA	WHIP
Tom Hausman, R ERA: 3.0	(1, 1)	6.0		25	9	2	2	2	1	0	0	0	1	0	28	32	3.00	1.667
Neil Allen, R ERA: 3.0	(7, 1)	1.0	L	5	2	2	1	0	0	0	0	0	0	1	5	5	9.00	2.000
Jeff Reardon, R ERA: 9.0	(8, 1)	1.0		7	2	2	2	0	1	1	0	0	1	1	5	13	18.00	3.000
Mark Bomback, R ERA:	(9, 1)	1.0		4	1	0	0	0	0	0	0	0	0	0	4	4	0.00	1.000

PITCHER	IP	WLS	BF	H	R	ER	SO	BB	IBB	HBP	BLK	WP	HR	S	P	ERA	WHIP

TOP

Chicago Cubs @ New York Mets

Shea Stadium, Flushing, NY

Sat Apr 12 1980, 3:33 AM EST

Att. 10,781 - Unknown

livebaseballscorecards.com

AB	37
R	6
H	14
RBI	6
BB	3
SO	2
LOB	22

WP: 2 PA: 41
PB: 0
SB: 1
CS: 1

Chicago Cubs @ New York Mets

Shea Stadium, Flushing, NY

Sat Apr 12 1980, 3:33 AM EST

Att. 10,781 - Unknown

BOTTOM

Batter	1	2	3	4	5	6	7	8	9	AB	R	H	RBI	BB	SO	LOB
Frank Taveras, R (1, 6) OBP: 0.231, SLG: 0.231	6-3		K		L8		F9			4	0	0	0	0	1	0
Elliott Maddox, R (1, 5) OBP: 0.417, SLG: 0.364	5-3		BB, CS		6-3			G3, 1B		3	0	1	0	1	0	0
Lee Mazzilli, S (1, 3) OBP: 0.538, SLG: 0.250	K		BB, 1-2			E1, SF9-6		G3, 1-2		3	1	0	0	1	1	1
Steve Henderson, R (1, 7) OBP: 0.154, SLG: 0.308		4-3	F4			K, 1-3		K		4	0	0	0	0	2	3
Joel Youngblood, R (1, 9) OBP: 0.400, SLG: 1.000		HR		5-3		SF9-6, IBB		K		3	1	1	1	1	1	1
John Stearns, R (1, 2) OBP: 0.231, SLG: 0.273		1B, BB		6-3		SF9-6, 1-2, 3-H			F5	2	0	0	1	1	0	0
Jerry Morales, R (1, 8) OBP: 0.500, SLG: 0.444		1B, 1-3		BB			F7		1B, HBP	2	0	1	0	1	0	0
Doug Flynn, R (1, 4) OBP: 0.417, SLG: 0.364		1B, 1-2		F9			F9		1B, 1-2	4	0	2	0	0	0	1
Tom Hausman, R (1, 1) Neil Allen, R (7, 1) Dan Norman, R (7, PH) OBP: 0.500, SLG: 2.000 Jeff Reardon, R (8, 1) Mark Bomback, R (9, 1) Mike Jorgensen, L (9, PH) OBP: 0.444, SLG: 0.429		K			4-3		HR		3-1	2 0 1 0 0 1	0 0 1 0 0 0	0 0 1 0 0 0	0 0 1 0 0 1	0 0 0 0 0 0	1 0 0 0 0 0	2 0 0 0 0 1
Inning Stats	R: 0 E: 0 K: 1 S: 5 H: 0 LOB: 0 BB: 0 P: 5	R: 1 E: 0 K: 1 S: 7 H: 3 LOB: 2 BB: 1 P: 11	R: 0 E: 0 K: 1 S: 4 H: 0 LOB: 1 BB: 2 P: 12	R: 0 E: 0 K: 0 S: 3 H: 0 LOB: 1 BB: 1 P: 7	R: 0 E: 0 K: 0 S: 3 H: 0 LOB: 0 BB: 0 P: 3	R: 1 E: 2 K: 1 S: 5 H: 0 LOB: 0 BB: 1 P: 9	R: 1 E: 0 K: 0 S: 4 H: 1 LOB: 0 BB: 0 P: 4	R: 0 E: 0 K: 2 S: 8 H: 1 LOB: 1 BB: 0 P: 8	R: 0 E: 0 K: 0 S: 3 H: 1 LOB: 1 BB: 0 P: 4	1B: 4 2B: 1 3B: 0 HR: 2 SF: 1 SAC: 0 DP: 1 HBP: 1			WP: 0 PB: 0 SB: 1 CS: 1		PA: 36	

livebaseballscorecards.com

AB	29
R	3
H	6
RBI	3
BB	5
SO	6
LOB	9

PITCHER		IP	WLS	BF	H	R	ER	SO	BB	IBB	HBP	BLK	WP	HR	S	P	ERA	WHIP
Mike Krukow, R ERA: 2.57	(1, 1)	7.0	W	28	4	3	2	4	4	1	0	0	0	2	31	51	2.57	1.143
Bruce Sutter, R ERA: 3.0	(8, 1)	2.0	S	8	2	0	0	2	0	0	1	0	0	0	11	12	0.00	1.000

PITCHER	IP	WLS	BF	H	R	ER	SO	BB	IBB	HBP	BLK	WP	HR	S	P	ERA	WHIP

Batter	1	2	3	4	5	6	7	8	9	AB	R	H	RBI	BB	SO	LOB
Lenny Randle, S (1, 5) OBP: 0.118, SLG: 0.294	x 0-0 ① 6-3		x 0-0 ③ 6-3			x 0-0 ① F7		x 0-0 ③ F7		3	0	0	0	0	0	0
Larry Biittner, L (8, PH)										1	0	0	0	0	0	1
Doug Capilla, L (8, 1)										0	0	0	0	0	0	0
Ivan De Jesus, R (1, 6) OBP: 0.278, SLG: 0.200	x 0-0 ② F9			B B B 4-0 1B BB		x 0-0 ② F9			x 0-0 ① 6-3	3	0	0	0	1	0	0
Bill Buckner, L (1, 3) OBP: 0.500, SLG: 0.529	x 0-0 ③ F7			x 0-0 BB 1-3 1B		x 0-0 ③ F5			x 0-0 FC5-4 1B	4	0	2	0	0	0	0
Dave Kingman, R (1, 7) OBP: 0.389, SLG: 0.938		x 0-0 ① 6-3		B B B 4-0 F6-4-3 1-2 BB			S S S 0-3 ① K		x 0-0 ② FC5-4 1B 1-2f	3	0	0	0	1	1	1
Mike Vail, R (1, 9) OBP: 0.500, SLG: 0.500		x 0-0 1B		S S S 0-3 ① K			x 0-0 ② 6-3		x 0-0 1B 1-2	4	0	2	0	0	1	3
Jerry Martin, R (1, 8) OBP: 0.467, SLG: 1.000		x 0-0 ② F5		x 0-0 ② ③ F6-4-3 1-2			S S S 0-3 ③ K		S S S 0-3 ③ K	4	0	0	0	0	2	6
Barry Foote, R (1, 2) OBP: 0.250, SLG: 0.455		x 0-0 ③ 5-3			B B B 4-0 F6-4-3 BB			x 0-0 ① F2		2	0	0	0	1	0	1
Mike Tyson, R (1, 4)			x 0-0 ① F9		x 0-0 ① ② F6-4-3 1-2			x 0-0 ② 6-3		3	0	0	0	0	0	1
Willie Hernandez, L (1, 1) Lynn McGlothen, L (5, 1) Scot Thompson, L (8, PH) OBP: 0.500, SLG: 0.500 Mick Kelleher, R (8, 5)			S S S 0-3 ② K		S S S 0-3 ③ K			x 0-0 1B		2	0	0	0	0	2	0
										0	0	0	0	0	0	0
										1	0	1	0	0	0	0
										0	0	0	0	0	0	0

TOP

Chicago Cubs @ New York Mets

Shea Stadium, Flushing, NY

Sun Apr 13 1980, 3:33 AM EST
Att. 11,273 - Unknown

livebaseballscorecards.com

AB	30
R	0
H	5
RBI	0
BB	3
SO	6
LOB	13

Inning Stats	1	2	3	4	5	6	7	8	9	1B	SF	WP	PA
R	0	0	0	0	0	0	0	0	0	5	0	0	33
E	0	0	0	0	0	0	0	0	0	2B: 0	SAC: 0	PB: 0	
K	0	0	1	1	1	0	2	1	1	3B: 0	DP: 2	SB: 0	
S	3	4	5	5	4	3	7	4	7	HR: 0	HBP: 0	CS: 0	
H	0	1	0	1	0	0	0	1	2				
LOB	0	1	0	2	0	0	0	1	2				
BB	0	0	0	2	1	0	0	0	0				
P	3	4	5	13	8	3	7	4	7				

PITCHER		IP	WLS	BF	H	R	ER	SO	BB	IBB	HBP	BLK	WP	HR	S	P	ERA	WHIP
Pete Falcone, L ERA:	(1, 1)	6.0	W	21	2	0	0	3	3	0	0	0	0	0	24	36	0.00	0.833
Neil Allen, R ERA: 1.5	(7, 1)	3.0	S	12	3	0	0	3	0	0	0	0	0	0	18	18	0.00	1.000

PITCHER	IP	WLS	BF	H	R	ER	SO	BB	IBB	HBP	BLK	WP	HR	S	P	ERA	WHIP

BOTTOM

Chicago Cubs @ New York Mets

Shea Stadium, Flushing, NY

Sun Apr 13 1980, 3:33 AM EST

Att. 11,273 - Unknown

Batter	1	2	3	4	5	6	7	8	9	AB	R	H	RBI	BB	SO	LOB
Steve Henderson, R (1, 7) OBP: 0.222, SLG: 0.333	F9	5-3		FC4-6 1B		SF8 1B 1B		3-1		5	1	2	0	0	0	2
Frank Taveras, R (1, 6) OBP: 0.333, SLG: 0.353	CS BB BB		PB 1B 2B	F8		1B 1B		1-3		4	1	2	0	1	0	2
Lee Mazzilli, S (1, 3) OBP: 0.471, SLG: 0.182 Neil Allen, R (7, 1)	CS BB		K	FC4-6		K		1-3		3 1	0 0	0 0	0 0	1 0	2 0	6 0
Joel Youngblood, R (1, 9) OBP: 0.444, SLG: 1.000	K		BB 1B		4-3 2B	SF8				3	1	2	2	0	1	2
John Stearns, R (1, 2) OBP: 0.294, SLG: 0.400		1B PB 2B	F9		4-3	1B				4	1	2	1	0	0	2
Jerry Morales, R (1, 8) OBP: 0.563, SLG: 0.583		PB FC1-2-5 1B	FC5-4 BB			F8				3	0	2	1	1	0	2
Elliott Maddox, R (1, 5) OBP: 0.375, SLG: 0.286		SH3-4 FC1-2-5 BB	FC5-4		F8		F3			3	0	0	0	1	0	3
Doug Flynn, R (1, 4) OBP: 0.313, SLG: 0.267		FC1-2-5 SH3-4		F4	F4-3		F4-3			4	0	0	0	0	0	3
Pete Falcone, L (1, 1) OBP: 0.500, SLG: 0.500 Mike Jorgensen, L (7, 3) OBP: 0.400, SLG: 0.375		SH3-4		E5 1B		1B 1B SF8 1B		K		2 1	1 0	1 0	0 0	0 0	0 1	0 0
Inning Stats	R: 0 E: 0 K: 1 S: 4 H: 0 LOB: 1 BB: 2 P: 12	R: 1 E: 0 K: 0 S: 5 H: 2 LOB: 2 BB: 1 P: 9	R: 1 E: 0 K: 1 S: 7 H: 2 LOB: 2 BB: 1 P: 11	R: 0 E: 1 K: 0 S: 5 H: 1 LOB: 2 BB: 0 P: 5	R: 1 E: 0 K: 0 S: 5 H: 2 LOB: 1 BB: 0 P: 5	R: 2 E: 0 K: 1 S: 9 H: 4 LOB: 2 BB: 0 P: 9	R: 0 E: 0 K: 1 S: 5 H: 0 LOB: 0 BB: 0 P: 5	R: 0 E: 0 K: 0 S: 3 H: 0 LOB: 0 BB: 0 P: 3		1B: 7 2B: 4 3B: 0 HR: 0 SF: 1 SAC: 1 DP: 0 HBP: 0				WP: 0 PB: 2 SB: 0 CS: 2	PA: 39	

livebaseballscorecards.com

AB	33
R	5
H	11
RBI	4
BB	4
SO	4
LOB	22

PITCHER		IP	WLS	BF	H	R	ER	SO	BB	IBB	HBP	BLK	WP	HR	S	P	ERA	WHIP
Willie Hernandez, L ERA: 4.15	(1, 1)	4.1	L	24	7	3	2	2	4	0	0	0	0	0	24	40	4.15	2.538
Lynn McGlothen, R ERA: 6.75	(5, 1)	2.2		12	4	2	2	2	0	0	0	0	0	0	16	16	6.75	1.500
Doug Capilla, L ERA:	(8, 1)	1.0		3	0	0	0	0	0	0	0	0	0	0	3	3	0.00	0.000

PITCHER	IP	WLS	BF	H	R	ER	SO	BB	IBB	HBP	BLK	WP	HR	S	P	ERA	WHIP

Batter	1	2	3	4	5	6	7	8	9	AB	R	H	RBI	BB	SO	LOB
Ron LeFlore, R (1, 7) OBP: 0.667, SLG: 0.846	SH SF8 2B	E S 1-3 1B		6-3		1-2 1B		F8		4	2	3	0	0	0	1
Jerry White, S (7, 7)										1	0	0	0	0	0	1
Rodney Scott, S (1, 4) OBP: 0.412, SLG: 0.167	SH E S 2-3 2B	K 1-3		K		F8			E6 E FC1-5-2 1B	4	1	1	0	0	2	4
Andre Dawson, R (1, 8) OBP: 0.211, SLG: 0.313	SF8 1-2 3-H	FC5-4 3-H 1B			F9		6-3		E3 FC1-5-2 2-3	4	0	1	2	0	0	1
Ellis Valentine, R (1, 9) OBP: 0.263, SLG: 0.556	E5 2B E 2-3	FC5-4 1-2f			B B B F6-4-3 BB		F4-3 2B		FC1-5-2 1-3 3-H	4	1	1	0	1	0	4
Larry Parrish, R (1, 5) OBP: 0.294, SLG: 0.467	E6 1-H HR 3-H 2B	K			F6-4-3 1-2		F4-3 2-3		K	4	1	1	1	0	1	2
Ken Macha, R (7, 5) OBP: 0.667, SLG: 0.500										1	0	0	0	0	1	2
Gary Carter, R (1, 2) OBP: 0.278, SLG: 0.412	P3	F6				1-3	K		K	5	0	0	0	0	2	4
Warren Cromartie, L (1, 3) OBP: 0.353, SLG: 0.813	2-H HR	K				HR		F7		4	2	2	3	0	1	0
Chris Speier, R (1, 6) OBP: 0.273, SLG: 0.200	F2			SH1-4 1B		1B 1B		B B B BB		3	0	2	0	1	0	0
Steve Rogers, R (1, 1) OBP: 0.333, SLG: 0.333		1B 1B		SH1-4 1-2		K		P3		1	0	1	0	0	0	0
Tom Hutton, L (6, PH)										1	0	0	0	0	1	1
Fred Norman, S (6, 1)										1	0	0	0	0	0	1
Inning Stats	R: 5 E: 3 K: 0 S: 8 H: 3 LOB: 0 BB: 0 P: 8	R: 1 E: 0 K: 1 S: 7 H: 3 LOB: 1 BB: 0 P: 7	R: 0 E: 0 K: 2 S: 7 H: 0 LOB: 0 BB: 0 P: 7	R: 0 E: 0 K: 1 S: 6 H: 1 LOB: 1 BB: 0 P: 6	R: 0 E: 0 K: 0 S: 2 H: 0 LOB: 0 BB: 1 P: 6	R: 1 E: 0 K: 1 S: 8 H: 3 LOB: 2 BB: 0 P: 8	R: 0 E: 0 K: 1 S: 6 H: 1 LOB: 1 BB: 0 P: 6	R: 0 E: 0 K: 0 S: 3 H: 0 LOB: 1 BB: 1 P: 7	R: 0 E: 2 K: 2 S: 9 H: 1 LOB: 2 BB: 0 P: 9	1B: 7 2B: 3 3B: 0 HR: 2 SF: 1 SAC: 2 DP: 1 HBP: 0						

TOP

Montreal Expos @ New York Mets

Shea Stadium, Flushing, NY

Tue Apr 15 1980, 3:33 AM EST

Att. 3,207 - Unknown

livebaseballscorecards.com

AB	37
R	7
H	12
RBI	6
BB	2
SO	8
LOB	21

WP: 0 PB: 0 SB: 2 CS: 0 PA: 42

PITCHER		IP	WLS	BF	H	R	ER	SO	BB	IBB	HBP	BLK	WP	HR	S	P	ERA	WHIP
Craig Swan, R ERA: 3.27	(1, 1)	4.0	L	20	7	6	2	4	0	0	0	0	0	1	28	28	4.50	1.750
Mark Bomback, R ERA: 3.0	(5, 1)	2.0		9	3	1	1	1	1	0	0	0	0	1	10	14	4.50	2.000
John Pacella, R ERA:	(7, 1)	3.0		13	2	0	0	3	1	0	0	0	0	0	18	22	0.00	1.000

Montreal Expos @ New York Mets

Shea Stadium, Flushing, NY

Tue Apr 15 1980, 3:33 AM EST

Att. 3,207 - Unknown

livebaseballscorecards.com

BOTTOM

Batter	1	2	3	4	5	6	7	8	9	AB	R	H	RBI	BB	SO	LOB
Frank Taveras, R (1, 6) OBP: 0.364, SLG: 0.350	4-3	1B 1-2 2-H			BB 2B E		F7			3	1	1	0	1	0	0
Phil Mankowski, L (1, 5) OBP: 0.400, SLG: 0.500	K	G3			E7 4-3 6-3 1-H 2B		G3			4	1	1	0	0	1	0
Lee Mazzilli, S (1, 3) OBP: 0.429, SLG: 0.267	2B	3-1			4-3 2-3		K			4	0	1	0	0	1	1
Joel Youngblood, R (1, 9) OBP: 0.385, SLG: 0.700	6-3	FC6-4 BB			6-3 3-H			1-3		3	0	0	1	1	0	1
Jerry Morales, R (1, 8) OBP: 0.500, SLG: 0.688		HR	FC6-4 1-2f		5-3			F7		4	1	1	1	0	0	1
John Stearns, R (1, 2) OBP: 0.333, SLG: 0.526		K		2B		2B		5-3		4	0	2	0	0	1	0
Steve Henderson, R (1, 7) OBP: 0.227, SLG: 0.318		5-3		5-3		F9			1B	4	0	1	0	0	0	2
Doug Flynn, R (1, 4) OBP: 0.300, SLG: 0.263		1B BB 1B		F6-3		F8			F9	4	0	1	0	0	0	2
Craig Swan, R (1, 1) OBP: 1.000, SLG: 1.000 Ron Hodges, L (4, PH) Mark Bomback, R (5, 1) Jose Cardenal, R (6, PH) John Pacella, R (7, 1) Alex Trevino, R (9, PH)		1B 1-2 BB		F5		F5			K	0 1 0 1 0 1	0 0 0 0 0 0	0 0 0 0 0 0	0 0 0 0 0 1	1 0 0 0 0 0	0 0 0 0 0 0	0 1 0 1 0 0
Inning Stats	R: 0 E: 0 K: 1 S: 6 H: 1 LOB: 1 BB: 0 P: 6	R: 1 E: 0 K: 1 S: 7 H: 3 LOB: 2 BB: 1 P: 11	R: 0 E: 0 K: 0 S: 3 H: 0 LOB: 1 BB: 1 P: 7	R: 0 E: 0 K: 0 S: 4 H: 1 LOB: 1 BB: 0 P: 4	R: 2 E: 1 K: 0 S: 4 H: 1 LOB: 0 BB: 1 P: 8	R: 0 E: 0 K: 0 S: 4 H: 1 LOB: 1 BB: 0 P: 4	R: 0 E: 0 K: 1 S: 5 H: 0 LOB: 0 BB: 0 P: 5	R: 0 E: 0 K: 0 S: 3 H: 0 LOB: 0 BB: 0 P: 3	R: 0 E: 0 K: 1 S: 5 H: 1 LOB: 0 BB: 0 P: 5	1B: 3 2B: 4 3B: 0 HR: 1	SF: 0 SAC: 0 DP: 0 HBP: 0			WP: 0 PB: 0 SB: 0 CS: 0	PA: 36		

	AB	33
	R	3
	H	8
	RBI	2
	BB	3
	SO	4
	LOB	9

PITCHER	IP	WLS	BF	H	R	ER	SO	BB	IBB	HBP	BLK	WP	HR	S	P	ERA	WHIP
Steve Rogers, R (1, 1) ERA: 5.73	5.0	W	23	6	3	3	2	3	0	0	0	0	1	24	36	5.40	1.800
Fred Norman, L (6, 1) ERA: 1.5	4.0	S	13	2	0	0	2	0	0	0	0	0	0	17	17	0.00	0.500

PITCHER	IP	WLS	BF	H	R	ER	SO	BB	IBB	HBP	BLK	WP	HR	S	P	ERA	WHIP

Batter	1	2	3	4	5	6	7	8	9	AB	R	H	RBI	BB	SO	LOB
Ron LeFlore, R (1, 7) OBP: 0.550, SLG: 0.647	K		K		E5 F4-3 E	FC5-4 1-2f			BB S	4	0	0	0	1	2	2
Rodney Scott, S (1, 4) OBP: 0.364, SLG: 0.235	F4-3		F8		F4-3 1-3		2B S		F7 1-2	5	0	1	0	0	0	2
Andre Dawson, R (1, 8) OBP: 0.250, SLG: 0.429	2B 1B		2B		5-3		F3 2-3		K	5	1	2	0	0	1	3
Ellis Valentine, R (1, 9) OBP: 0.304, SLG: 0.524	1B BB 2-H		5-3		K		BB F6-4-3			3	0	1	1	1	1	2
Larry Parrish, R (1, 5) OBP: 0.286, SLG: 0.389	BB 1-2			K	F7		F6-4-3 1-2			3	0	0	0	1	1	2
Gary Carter, R (1, 2) OBP: 0.318, SLG: 0.476	F7			1B 1B	2B 1B SF9			5-3		4	1	2	0	0	0	2
Warren Cromartie, L (1, 3) OBP: 0.429, SLG: 0.800		F9		1B 1-2	1B BB 2-3			1B CS		4	0	3	0	0	0	0
Bill Almon, R (1, 6) OBP: 0.364, SLG: 0.600		F7		K	SF9 3-H			K 1-2		3	0	0	1	0	2	3
Bill Lee, L (1, 1) Rowland Office, L (6, PH) OBP: 0.750, SLG: 2.000 Dale Murray, R (6, 1) Tom Hutton, L (9, PH)		K	1-3		FC5-4 1-2 BB				K	2 0 0 1	0 0 0 0	0 0 0 0	0 1 0 0	1 0 0 1	2 0 0 0	2 0 0 0
Inning Stats	R: 1 E: 0 K: 1 S: 7 H: 2 LOB: 2 BB: 1 P: 11	R: 0 E: 0 K: 1 S: 5 H: 0 LOB: 0 BB: 0 P: 5	R: 0 E: 0 K: 1 S: 6 H: 1 LOB: 1 BB: 0 P: 6	R: 0 E: 0 K: 2 S: 9 H: 2 LOB: 2 BB: 0 P: 9	R: 0 E: 2 K: 1 S: 6 H: 0 LOB: 1 BB: 0 P: 6	R: 1 E: 0 K: 0 S: 5 H: 2 LOB: 2 BB: 1 P: 9	R: 0 E: 0 K: 0 S: 3 H: 1 LOB: 1 BB: 1 P: 7	R: 0 E: 0 K: 1 S: 5 H: 1 LOB: 1 BB: 0 P: 5	R: 0 E: 0 K: 2 S: 7 H: 0 LOB: 1 BB: 1 P: 11	1B: 5 2B: 5 3B: 0 HR: 0 SF: 1 SAC: 0 DP: 2 HBP: 0						

PITCHER	IP	WLS	BF	H	R	ER	SO	BB	IBB	HBP	BLK	WP	HR	S	P	ERA	WHIP
Ray Burris, R (1, 1) ERA: 7.27	6.0	W	28	7	2	2	6	2	0	0	0	0	0	38	46	3.00	1.500
Jeff Reardon, R (7, 1) ERA: 7.71	0.1		3	1	0	0	0	1	0	0	0	0	0	2	6	0.00	6.000
Neil Allen, R (7, 1) ERA: 1.04	2.2	S	8	1	0	0	3	1	0	0	0	0	0	13	17	0.00	0.750

PITCHER	IP	WLS	BF	H	R	ER	SO	BB	IBB	HBP	BLK	WP	HR	S	P	ERA	WHIP

TOP

Montreal Expos @ New York Mets

Shea Stadium, Flushing, NY

Wed Apr 16 1980, 3:33 AM EST

Att. 2,052 - Unknown

livebaseballscorecards.com

AB	34
R	2
H	9
RBI	2
BB	4
SO	9
LOB	18

Montreal Expos @ New York Mets

Shea Stadium, Flushing, NY

Wed Apr 16 1980, 3:33 AM EST

Att. 2,052 - Unknown

BOTTOM

Batter	1	2	3	4	5	6	7	8	9	AB	R	H	RBI	BB	SO	LOB
Steve Henderson, R (1, 7) OBP: 0.308, SLG: 0.385	6-3		1B	2B		1-2				4	1	3	0	0	0	0
Frank Taveras, R (1, 6) OBP: 0.385, SLG: 0.391	BB		F8	1-3		4-3				3	0	1	0	1	0	3
Lee Mazzilli, S (1, 3) OBP: 0.400, SLG: 0.263	L4		F8	4-3			L5-3			4	0	1	0	0	0	4
Joel Youngblood, R (1, 9) OBP: 0.353, SLG: 0.571	4-3		1B 1-2		L5		L5-3 1-2			4	1	1	0	0	0	2
John Stearns, R (1, 2) OBP: 0.360, SLG: 0.522		K	1-3 2-H		5-3		1B			4	1	2	1	0	1	0
Jerry Morales, R (1, 8) OBP: 0.458, SLG: 0.600		E6	2-H 3-H		F6		6-3			4	0	1	2	0	0	1
Elliott Maddox, R (1, 5) OBP: 0.400, SLG: 0.333		1-2	5-3			1B		P4		4	0	2	0	0	0	1
Doug Flynn, R (1, 4) OBP: 0.250, SLG: 0.217		F9		F9		F3		F8		4	0	0	0	0	0	3
Ray Burris, R (1, 1)		F9		6-3		F5		K		2	0	0	0	0	0	2
Mike Jorgensen, L (6, PH) OBP: 0.364, SLG: 0.333										1	0	0	0	0	0	1
Jeff Reardon, R (7, 1)										0	0	0	0	0	0	0
Neil Allen, R (7, 1)										1	0	0	0	0	1	0
Inning Stats	R: 0 E: 0 K: 0 S: 3 H: 0 LOB: 1 BB: 1 P: 7	R: 0 E: 1 K: 1 S: 7 H: 1 LOB: 2 BB: 0 P: 7	R: 3 E: 0 K: 0 S: 7 H: 4 LOB: 1 BB: 0 P: 7	R: 0 E: 0 K: 0 S: 5 H: 2 LOB: 2 BB: 0 P: 5	R: 0 E: 0 K: 0 S: 3 H: 0 LOB: 0 BB: 0 P: 3	R: 0 E: 0 K: 0 S: 5 H: 2 LOB: 2 BB: 0 P: 5	R: 0 E: 0 K: 0 S: 4 H: 2 LOB: 1 BB: 0 P: 4	R: 0 E: 0 K: 1 S: 5 H: 0 LOB: 0 BB: 0 P: 5		1B: 10 2B: 2 3B: 0 HR: 0	SF: 0 SAC: 0 DP: 1 HBP: 0					

livebaseballscorecards.com

AB	35
R	3
H	11
RBI	3
BB	1
SO	2
LOB	17

WP: 0 PB: 0 SB: 0 CS: 0 PA: 36

PITCHER		IP	WLS	BF	H	R	ER	SO	BB	IBB	HBP	BLK	WP	HR	S	P	ERA	WHIP
Bill Lee, L ERA: 7.0	(1, 1)	5.0	L	24	7	3	3	1	1	0	0	0	0	0	25	29	5.40	1.600
Dale Murray, R ERA: 1.8	(6, 1)	3.0		12	4	0	0	1	0	0	0	0	0	0	14	14	0.00	1.333

PITCHER	IP	WLS	BF	H	R	ER	SO	BB	IBB	HBP	BLK	WP	HR	S	P	ERA	WHIP

Batter	1	2	3	4	5	6	7	8	9	AB	R	H	RBI	BB	SO	LOB
Steve Henderson, R (1, 7) OBP: 0.333, SLG: 0.400	G1-6-3 1B		5-3			6-3		1B		4	0	2	0	0	0	1
Frank Taveras, R (1, 6) OBP: 0.367, SLG: 0.370	G1-6-3 1-2f			3-1 S 1B 1B		F8		K		4	1	1	0	0	1	2
Lee Mazzilli, S (1, 3) OBP: 0.379, SLG: 0.261	F7			3-1 1-3		1B 1B		F8		4	0	1	0	0	0	2
Joel Youngblood, R (1, 9) OBP: 0.429, SLG: 0.611		K		5-3 3-H 1B		1-2 1B			WP 1B	4	0	3	1	0	1	0
John Stearns, R (1, 2) OBP: 0.310, SLG: 0.444		4-3		5-3 1-2		1-3			5-3 1-2	4	0	0	0	0	0	4
Jerry Morales, R (1, 8) OBP: 0.393, SLG: 0.500		K		F7			5-3		6-3	4	0	0	0	0	1	2
Elliott Maddox, R (1, 5) OBP: 0.391, SLG: 0.333 Kevin Kobel, R (7, 1) Mike Jorgensen, L (9, PH) OBP: 0.333, SLG: 0.300			5-3		F7		F1-6-3 1B		F2	3 0 1	0 0 0	1 0 0	0 0 0	0 0 0	0 0 0	0 0 1
Doug Flynn, R (1, 4) OBP: 0.222, SLG: 0.192			F3 SH1-4		F1-3		F1-6-3 1-2			3	0	0	0	0	0	1
Tom Hausman, R (1, 1) Phil Mankowski, L (7, 5) OBP: 0.333, SLG: 0.400			SH1-4 1-2		K			4-3		1 1	0 0	0 0	0 0	0 0	1 0	0 0
Inning Stats	R: 0 E: 0 K: 0 S: 3 H: 1 LOB: 0 BB: 0 P: 3	R: 0 E: 0 K: 2 S: 7 H: 0 LOB: 0 BB: 0 P: 7	R: 0 E: 1 K: 0 S: 4 H: 0 LOB: 1 BB: 0 P: 4	R: 1 E: 0 K: 0 S: 5 H: 2 LOB: 1 BB: 0 P: 5	R: 0 E: 0 K: 1 S: 5 H: 0 LOB: 0 BB: 0 P: 5	R: 0 E: 0 K: 0 S: 5 H: 2 LOB: 2 BB: 0 P: 5	R: 0 E: 0 K: 0 S: 3 H: 1 LOB: 0 BB: 0 P: 3	R: 0 E: 0 K: 1 S: 6 H: 1 LOB: 1 BB: 0 P: 6	R: 0 E: 0 K: 0 S: 4 H: 1 LOB: 1 BB: 0 P: 4	1B: 8 2B: 0 3B: 0 HR: 0 SF: 0 SAC: 1 DP: 2 HBP: 0						

PITCHER	IP	WLS	BF	H	R	ER	SO	BB	IBB	HBP	BLK	WP	HR	S	P	ERA	WHIP
Dennis Lamp, R (1, 1) ERA: 2.57	8.0	W	30	7	1	1	4	0	0	0	0	0	0	38	38	1.12	0.875
Bruce Sutter, R (9, 1) ERA: 3.38	1.0	S	4	1	0	0	0	0	0	0	0	1	0	4	4	0.00	1.000

PITCHER	IP	WLS	BF	H	R	ER	SO	BB	IBB	HBP	BLK	WP	HR	S	P	ERA	WHIP

TOP

New York Mets @ Chicago Cubs

Wrigley Field, Chicago, IL

Thu Apr 17 1980, 3:33 AM CST

Att. 33,313 - Unknown

livebaseballscorecards.com

AB	33
R	1
H	8
RBI	1
BB	0
SO	4
LOB	13

WP: 1	PA: 34
PB: 0	
SB: 1	
CS: 0	

Batter	1	2	3	4	5	6	7	8	9	AB	R	H	RBI	BB	SO	LOB
Lenny Randle, S (1, 5) OBP: 0.077, SLG: 0.192	1-3		2-3		G3		F3			4	0	0	0	0	0	1
Ivan De Jesus, R (1, 6) OBP: 0.240, SLG: 0.227	6-3			F7		L6		2-3 2B		4	0	1	0	0	0	0
Bill Buckner, L (1, 3) OBP: 0.444, SLG: 0.577	3-1			F4-3		G3		L9		4	0	0	0	0	0	1
Dave Kingman, R (1, 7) OBP: 0.407, SLG: 0.792		2B		5-3		2B 1B		2-3 IBB		3	1	2	0	1	0	0
Jerry Martin, R (1, 9) OBP: 0.391, SLG: 0.750		F7			F4	1-H 2B		2-3 1-2 2-3		4	0	1	1	0	0	3
Barry Foote, R (1, 2) OBP: 0.235, SLG: 0.375		F4			HR 1B	1-3		6-3		4	1	1	0	0	0	4
Carlos Lezcano, R (1, 8) OBP: 0.167, SLG: 0.667		6-3			1-H HR		5-3			3	1	1	2	0	0	1
Mike Tyson, R (1, 4) OBP: 0.286, SLG: 0.714			3-1		SH3-4 1B		HR			3	1	2	1	0	0	0
Dennis Lamp, R (1, 1) OBP: 0.400, SLG: 0.250 Bruce Sutter, R (9, 1)			F4		SH3-4 1-2		5-3			2 0	0 0	0 0	0 0	0 0	0 0	0 0
Inning Stats	R: 0 H: 0 E: 0 LOB: 0 K: 0 BB: 0 S: 3 P: 3	R: 0 H: 1 E: 0 LOB: 1 K: 0 BB: 0 S: 4 P: 4	R: 0 H: 0 E: 0 LOB: 0 K: 0 BB: 0 S: 3 P: 3	R: 0 H: 0 E: 0 LOB: 0 K: 0 BB: 0 S: 3 P: 3	R: 2 H: 3 E: 0 LOB: 1 K: 0 BB: 0 S: 6 P: 6	R: 1 H: 2 E: 0 LOB: 1 K: 0 BB: 0 S: 5 P: 5	R: 1 H: 1 E: 0 LOB: 0 K: 0 BB: 0 S: 4 P: 4	R: 0 H: 1 E: 0 LOB: 2 K: 0 BB: 1 S: 4 P: 8		1B: 3 SF: 0 2B: 3 SAC: 1 3B: 0 DP: 0 HR: 2 HBP: 0				WP: 0 PA: 33 PB: 0 SB: 0 CS: 0		

BOTTOM

New York Mets @ Chicago Cubs

Wrigley Field, Chicago, IL

Thu Apr 17 1980, 3:33 AM CST

Att. 33,313 - Unknown

livebaseballscorecards.com

AB	31
R	4
H	8
RBI	4
BB	1
SO	0
LOB	10

PITCHER		IP	WLS	BF	H	R	ER	SO	BB	IBB	HBP	BLK	WP	HR	S	P	ERA	WHIP
Tom Hausman, R ERA: 3.75	(1, 1)	6.0	L	24	6	3	3	0	0	0	0	0	0	1	24	24	4.50	1.000
Kevin Kobel, L ERA: 5.4	(7, 1)	2.0		9	2	1	1	0	0	1	0	0	0	1	8	12	4.50	1.000

PITCHER	IP	WLS	BF	H	R	ER	SO	BB	IBB	HBP	BLK	WP	HR	S	P	ERA	WHIP

Batter	1	2	3	4	5	6	7	8	9	AB	R	H	RBI	BB	SO	LOB
Frank Taveras, R (1, 6) OBP: 0.314, SLG: 0.313	5-3	F2		FC WP SF8		FC6 1-2f 2-3 2B		K		5	1	0	0	0	1	4
John Stearns, R (1, 2) OBP: 0.294, SLG: 0.414	1B 2B BB	L5		SF8 1-2 2-3 3-H		SF8 3-H		6-3		2	1	0	2	1	0	0
Lee Mazzilli, S (1, 3) OBP: 0.441, SLG: 0.346	2B 1-2 E 1B		G6-4-3 BB	K 2-3 3-H		1-H 2B			1B BB	3	1	2	1	2	1	1
Joel Youngblood, R (1, 9) OBP: 0.423, SLG: 0.609	E 1-3 2-H 2B		F9		5-3	F8			G6-4-3 1-2 1B	5	1	2	1	0	0	2
Steve Henderson, R (1, 7) OBP: 0.343, SLG: 0.412	E BB		G6-4-3 1-2f		2B		K		F9	4	1	1	0	1	1	3
Jerry Morales, R (1, 8) OBP: 0.364, SLG: 0.429	P5			1B 1B BB	F7		K		G6-4-3 1-2f	4	1	0	0	1	1	6
Elliott Maddox, R (1, 5) OBP: 0.407, SLG: 0.360	E8 1-H 2-H 3-H			SH5-4 1-3 SF8 1B	5-3		FC4-6 1B			4	1	2	0	0	0	1
Doug Flynn, R (1, 4) OBP: 0.258, SLG: 0.267	F1-3			SF8 SH5-4 1-2 WP 3-H 1B		FC6 SF8 2B	FC4-6 1-2f			4	2	2	1	0	0	2
Pete Falcone, L (1, 1) OBP: 0.333, SLG: 0.333		6-3		SH5-4 1-2 2-3		FC6 BB		F8		1	0	0	0	0	0	0
Mark Bomback, R (4, 1)										0	0	0	0	1	0	0
Jeff Reardon, R (6, 1)										0	0	0	0	0	0	0
Neil Allen, R (7, 1)										1	0	0	0	0	0	0
John Pacella, R (8, 1)										0	0	0	0	0	0	0
Inning Stats	R: 4 E: 1 K: 0 S: 6 H: 2 LOB: 1 BB: 2 P: 14	R: 0 E: 0 K: 0 S: 3 H: 0 LOB: 0 BB: 0 P: 3	R: 0 E: 0 K: 0 S: 2 H: 0 LOB: 0 BB: 1 P: 6	R: 3 E: 0 K: 1 S: 8 H: 2 LOB: 1 BB: 1 P: 12	R: 0 E: 0 K: 0 S: 4 H: 1 LOB: 1 BB: 0 P: 4	R: 2 E: 0 K: 0 S: 5 H: 2 LOB: 1 BB: 1 P: 9	R: 0 E: 0 K: 2 S: 8 H: 1 LOB: 1 BB: 0 P: 8	R: 0 E: 0 K: 1 S: 5 H: 0 LOB: 0 BB: 0 P: 5	R: 0 E: 0 K: 0 S: 3 H: 1 LOB: 1 BB: 1 P: 7	1B: 5 2B: 4 3B: 0 HR: 0 SF: 2 SAC: 1 DP: 2 HBP: 0						

TOP

New York Mets @ Chicago Cubs

Wrigley Field, Chicago, IL

Sat Apr 19 1980, 3:33 AM CST

Att. 20,328 - Unknown

livebaseballscorecards.com

AB	33
R	9
H	9
RBI	5
BB	6
SO	4
LOB	19

WP: 1 PB: 0 SB: 0 CS: 0 PA: 42

PITCHER		IP	WLS	BF	H	R	ER	SO	BB	IBB	HBP	BLK	WP	HR	S	P	ERA	WHIP
Mike Krukow, R ERA: 4.91	(1, 1)	4.0		21	4	7	4	1	4	0	0	0	1	0	19	35	9.00	2.000
Lynn McGlothen, R ERA: 4.91	(5, 1)	1.0		4	1	0	0	0	0	0	0	0	0	0	4	4	0.00	1.000
Bill Caudill, R ERA: 6.35	(6, 1)	1.0		6	2	2	2	0	1	0	0	0	0	0	5	9	18.00	3.000
Dick Tidrow, R ERA:	(7, 1)	2.0	W	7	1	0	0	3	0	0	0	0	0	0	13	13	0.00	0.500
Bruce Sutter, R ERA: 2.84	(9, 1)	1.0	S	4	1	0	0	0	1	0	0	0	0	0	3	7	0.00	2.000

PITCHER		IP	WLS	BF	H	R	ER	SO	BB	IBB	HBP	BLK	WP	HR	S	P	ERA	WHIP

Batter	1	2	3	4	5	6	7	8	9	AB	R	H	RBI	BB	SO	LOB
Lenny Randle, S (1, 5) OBP: 0.097, SLG: 0.167	S S S 0-3 K ①		x 0-0 F4 ③			x 0-0 F4-3 ①	x 0-0 E1 1B 1B	B B B 4-0 1B HR 1-2 2-3 BB		4	1	0	0	1	1	0
Ivan De Jesus, R (1, 6) OBP: 0.300, SLG: 0.407	x 0-0 P2 ②			x 0-0 HR		x 0-0 5-3 ②	x 0-0 L6 1B 1-2 1B	x 0-0 HR 1-3 2-H 3-H 1B		5	2	3	3	0	0	0
Bill Buckner, L (1, 3) OBP: 0.500, SLG: 0.600	x 0-0 F4-3 ③			x 0-0 1B 1B		x 0-0 HR 1B	x 0-0 1-2 2-3 1B	4-0 HR IBB		4	2	3	0	1	0	0
Dave Kingman, R (1, 7) OBP: 0.438, SLG: 0.966		x 0-0 5-3 ①		x 0-0 F5-4-3 1-2 1B		x 0-0 1-H HR	x 0-0 ① ② L6 2-3	x 0-0 1-H 2-H 3-H HR		5	2	3	6	0	0	3
Jerry Martin, R (1, 9) OBP: 0.393, SLG: 0.800		x 0-0 1B		S S S 0-3 K ①		x 0-0 HR	x 0-0 ③ 5-3	S S S 0-3 K ②		5	1	2	1	0	2	4
Barry Foote, R (1, 2) OBP: 0.227, SLG: 0.333		x 0-0 F8 ②		x 0-0 ② ③ F5-4-3 1-2		x 0-0 BB 1B 1B		0-3 K ① x 0-0 F4 ③		5	1	1	0	0	1	3
Carlos Lezcano, R (1, 8) OBP: 0.300, SLG: 0.889	S S S 0-3 K ③			S S S 0-3 K ①		B B B 4-0 1B 1-2 BB	x 0-0 HR			3	1	1	1	1	2	1
Mike Tyson, R (1, 4) OBP: 0.222, SLG: 0.556 Larry Biittner, L (6, PH) OBP: 0.500, SLG: 0.400 Mick Kelleher, R (7, 4) OBP: 1.000, SLG: 1.000			x 0-0 F8 ①			x 0-0 1-2 2-H 1B	x 0-0 BB BB 1B 1B			2 1 1	0 0 1	0 1 1	0 1 0	0 0 0	0 0 0	0 0 0
Mike Krukow, R (1, 1) OBP: 0.500, SLG: 0.500 Lynn McGlothen, L (5, 1) Scot Thompson, L (5, PH) OBP: 0.500, SLG: 0.333 Bill Caudill, R (6, 1) Mike Vail, R (6, PH) OBP: 0.500, SLG: 0.625 Dick Tidrow, R (7, 1) Steve Ontiveros, S (8, PH) OBP: 0.333, SLG: 0.167 Bruce Sutter, R (9, 1)			S S S 0-3 K ②		x 0-0 F4-3 ③	S S S 0-3 K ③		B B B B 4-0 BB 1B 1-2 BB		1 0 1 0 1 0 0	0 0 0 0 0 0 1	0 0 0 0 0 0 0	0 0 0 0 1 0 0	1 0 0 0 0 1 0	0 0 0 0 1 0 0	0 0 0 0 2 0 0
Inning Stats	R: 0 E: 0 K: 1 S: 5 H: 0 LOB: 0 BB: 0 P: 5	R: 0 E: 0 K: 1 S: 6 H: 1 LOB: 1 BB: 0 P: 6	R: 0 E: 0 K: 1 S: 5 H: 0 LOB: 0 BB: 0 P: 5	R: 1 E: 0 K: 1 S: 7 H: 3 LOB: 1 BB: 0 P: 7	R: 0 E: 0 K: 1 S: 5 H: 0 LOB: 0 BB: 0 P: 5	R: 4 E: 0 K: 1 S: 10 H: 5 LOB: 2 BB: 1 P: 14	R: 0 E: 1 K: 0 S: 5 H: 2 LOB: 2 BB: 0 P: 5	R: 7 E: 0 K: 2 S: 11 H: 4 LOB: 0 BB: 3 P: 23		1B: 10 2B: 1 3B: 0 HR: 5	SF: 0 SAC: 0 DP: 2 HBP: 0					

PITCHER		IP	WLS	BF	H	R	ER	SO	BB	IBB	HBP	BLK	WP	HR	S	P	ERA	WHIP
Pete Falcone, L ERA: 1.0	(1, 1)	3.0		11	2	1	1	3	0	0	0	0	0	1	17	17	3.00	0.667
Mark Bomback, R ERA: 7.94	(4, 1)	2.2		13	6	4	4	2	0	0	0	0	0	2	17	17	13.50	2.250
Jeff Reardon, R ERA: 6.75	(6, 1)	0.1		6	3	0	0	1	1	0	0	0	0	0	7	11	0.00	12.000
Neil Allen, R ERA: 7.2	(7, 1)	1.1	L	10	4	7	7	1	2	1	0	0	0	2	9	21	47.25	4.500
John Pacella, R ERA:	(8, 1)	0.2		2	0	0	0	1	0	0	0	0	0	0	4	4	0.00	0.000

PITCHER	IP	WLS	BF	H	R	ER	SO	BB	IBB	HBP	BLK	WP	HR	S	P	ERA	WHIP

BOTTOM

New York Mets @ Chicago Cubs

Wrigley Field, Chicago, IL

Sat Apr 19 1980, 3:33 AM CST

Att. 20,328 - Unknown

livebaseballscorecards.com

AB	38
R	12
H	15
RBI	12
BB	4
SO	8
LOB	13

WP: 0 PB: 0 SB: 0 CS: 0 PA: 42

New York Mets @ Chicago Cubs

Wrigley Field, Chicago, IL

Sun Apr 20 1980, 3:33 AM CST

Att. 23,554 - Unknown

livebaseballscorecards.com

Batter	1	2	3	4	5	6	7	8	9	AB	R	H	RBI	BB	SO	LOB
Frank Taveras, R (1, 6) OBP: 0.300, SLG: 0.324	F3		P4	G5-3 2-3f		2B		F9		5	0	1	0	0	0	3
John Stearns, R (1, 2) OBP: 0.333, SLG: 0.500	E8 FC5-4		2B		E4 PB 1B	BB 2B		F9		5	2	3	0	0	0	0
Lee Mazzilli, S (1, 3) OBP: 0.462, SLG: 0.321	FC5-4 BB		F9		FC6-4 3-H BB	BB BB		F8		2	0	0	0	3	0	1
Joel Youngblood, R (1, 8) OBP: 0.387, SLG: 0.519	FC5-4 1-2f 3-H		F5		FC6-4 1B S 1-2f	1-2 2-3 BB			4-3	4	0	0	1	1	0	3
Steve Henderson, R (1, 7) OBP: 0.325, SLG: 0.385	G3			6-3	CS 1-3 1B	1-3			K	5	0	1	0	0	1	4
Mike Jorgensen, L (1, 9) OBP: 0.412, SLG: 0.357		F8		1B 1B BB 1B	BB 1-2 BB		1B		F5	4	1	2	0	1	0	0
Elliott Maddox, R (1, 5) OBP: 0.419, SLG: 0.357		E4 E		BB 1B 1-2 1B	1-2 BB		K			3	0	1	0	1	1	1
Doug Flynn, R (1, 4) OBP: 0.257, SLG: 0.265		F8 1-2		G5-3 BB 1-2 2-3 1B	F3		F4			4	0	1	0	0	0	5
Craig Swan, R (1, 1) OBP: 0.714, SLG: 0.500		G2		1-2 2-3 3-H BB		K	F8			2	0	0	1	1	1	1
Ron Hodges, L (7, PH)										1	0	0	0	0	0	1
Kevin Kobel, R (7, 1)										0	0	0	0	0	0	0
John Pacella, R (8, 1)										0	0	0	0	0	0	0

Inning Stats	1	2	3	4	5	6	7	8	9	
	R: 1 E: 1 K: 0 S: 4	H: 0 LOB: 1 BB: 1 P: 8	R: 0 E: 2 K: 0 S: 4	H: 0 LOB: 1 BB: 0 P: 4	R: 0 E: 0 K: 0 S: 4	H: 1 LOB: 1 BB: 0 P: 4	R: 1 E: 0 K: 0 S: 5	H: 3 LOB: 2 BB: 1 P: 9	R: 1 E: 1 K: 0 S: 4	H: 2 LOB: 3 BB: 3 P: 16
	R: 0 E: 0 K: 1 S: 6	H: 2 LOB: 3 BB: 2 P: 14	R: 0 E: 0 K: 1 S: 6	H: 1 LOB: 1 BB: 0 P: 6	R: 0 E: 0 K: 0 S: 3	H: 0 LOB: 0 BB: 0 P: 3	R: 0 E: 0 K: 1 S: 5	H: 0 LOB: 0 BB: 0 P: 5	1B: 6 2B: 3 3B: 0 HR: 0	SF: 0 SAC: 0 DP: 1 HBP: 0

WP: 0 PB: 1 SB: 1 CS: 1 PA: 42

PITCHER		IP	WLS	BF	H	R	ER	SO	BB	IBB	HBP	BLK	WP	HR	S	P	ERA	WHIP
Rick Reuschel, R ERA: 4.15	(1, 1)	7.0	W	36	9	3	1	2	7	0	0	0	0	0	33	61	1.29	2.286
Dick Tidrow, R ERA:	(8, 1)	2.0	S	6	0	0	0	1	0	0	0	0	0	0	8	8	0.00	0.000

PITCHER	IP	WLS	BF	H	R	ER	SO	BB	IBB	HBP	BLK	WP	HR	S	P	ERA	WHIP

AB	35
R	3
H	9
RBI	2
BB	7
SO	3
LOB	19

New York Mets @ Chicago Cubs

Wrigley Field, Chicago, IL

Sun Apr 20 1980, 3:33 AM CST

Att. 23,554 - Unknown

livebaseballscorecards.com

BOTTOM

Batter	1	2	3	4	5	6	7	8	9	AB	R	H	RBI	BB	SO	LOB
Ivan De Jesus, R (1, 6) OBP: 0.294, SLG: 0.387	SSS 0-3 K	x 0-0 F7			x 0-0 F3		x 0-0 S 1B 2-H 1B			4	1	1	1	0	1	1
Steve Ontiveros, S (1, 5) OBP: 0.421, SLG: 0.467 Dick Tidrow, R (8, 1)	x 0-0 1B 1B 1B	x 0-0 F4-3			x 0-0 HR		BBB 4-0 1B E 1-2 BB			3 0	3 0	2 0	1 0	1 0	0 0	0 0
Bill Buckner, L (1, 3) OBP: 0.500, SLG: 0.588	x 0-0 1B 1-2 1B	x 0-0 F4			x 0-0 F9		x 0-0 E8 F6-4 1-H 2-H 1B			4	0	2	1	0	0	0
Dave Kingman, R (1, 7) OBP: 0.472, SLG: 0.935	x 0-0 1B 1-3 2-H 1B	BBB 4-0 S BB				SSS 0-3 K	4-0 IBB			2	1	1	1	2	1	0
Larry Biittner, L (1, 9) OBP: 0.500, SLG: 0.444	x 0-0 FC6-4 2-H 1B	x 0-0 F8 1-2				x 0-0 FC5-4 1B	x 0-0 F6-4 2-3			4	0	2	1	0	0	3
Jerry Martin, R (1, 8) OBP: 0.375, SLG: 0.724	x 0-0 FC6-4 1-2f			x 0-0 F8		x 0-0 FC5-4 FC5-4 1-2f		x 0-0 CS 1B		4	0	1	0	0	0	2
Barry Foote, R (1, 2) OBP: 0.231, SLG: 0.360		x 0-0 F7		SSS 0-3 K		x 0-0 FC5-4 1-2f		x 0-0 F4-3 1-2 2B		4	0	1	0	0	1	1
Mike Tyson, R (1, 4) OBP: 0.154, SLG: 0.385		SSS 0-3 K		SSS 0-3 K			x 0-0 E5 SH2-3 1B	x 0-0 F4-3 2-3		4	1	0	0	0	2	1
Rick Reuschel, R (1, 1) OBP: 0.200, SLG: 0.200 Mick Kelleher, R (7, PH) OBP: 0.500, SLG: 0.500 (8, 5)		x 0-0 1B			x 0-0 P5		x 0-0 SH2-3 1-2	SSS 0-3 K		2 1	0 0	1 0	0 0	0 0	0 1	0 1
Inning Stats	R: 2 E: 0 K: 1 S: 8 H: 4 LOB: 1 BB: 0 P: 8	R: 0 E: 0 K: 1 S: 6 H: 1 LOB: 1 BB: 0 P: 6	R: 0 E: 0 K: 0 S: 3 H: 0 LOB: 1 BB: 1 P: 7	R: 0 E: 0 K: 2 S: 7 H: 0 LOB: 0 BB: 0 P: 7	R: 1 E: 0 K: 0 S: 4 H: 1 LOB: 0 BB: 0 P: 4	R: 0 E: 0 K: 1 S: 6 H: 1 LOB: 1 BB: 0 P: 6	R: 3 E: 2 K: 0 S: 5 H: 2 LOB: 1 BB: 2 P: 13	R: 0 E: 0 K: 1 S: 6 H: 2 LOB: 1 BB: 0 P: 6		1B: 9 2B: 2 3B: 0 HR: 1	SF: 0 SAC: 1 DP: 1 HBP: 0		WP: 0 PB: 0 SB: 2 CS: 1		PA: 36		

PITCHER		IP	WLS	BF	H	R	ER	SO	BB	IBB	HBP	BLK	WP	HR	S	P	ERA	WHIP
Craig Swan, R ERA: 3.71	(1, 1)	6.0		25	7	3	3	5	1	0	0	0	0	1	34	38	4.50	1.333
Kevin Kobel, L ERA: 5.79	(7, 1)	1.1	L	9	4	3	1	0	1	1	0	0	0	0	7	15	6.75	3.750
John Pacella, R ERA:	(8, 1)	0.2		2	0	0	0	1	0	0	0	0	0	0	4	4	0.00	0.000

PITCHER	IP	WLS	BF	H	R	ER	SO	BB	IBB	HBP	BLK	WP	HR	S	P	ERA	WHIP

Batter	1	2	3	4	5	6	7	8	9	AB	R	H	RBI	BB	SO	LOB
Frank Taveras, R (1, 6) OBP: 0.311, SLG: 0.333	1-3		K2-3		FC6-4 1B 1-2 2-H			S HBP FC6-4 1B	F8	5	1	2	1	0	1	1
John Stearns, R (1, 2) OBP: 0.349, SLG: 0.486	F8			5-3 1B 1B	F8 2-3			FC6-4 S HBP 1-2		3	1	1	0	0	0	2
Lee Mazzilli, S (1, 3) OBP: 0.419, SLG: 0.281	F6			5-3 1-2	FC6-4 1-2f			G3 1-2 2-3		4	0	0	0	0	0	5
Joel Youngblood, R (1, 9) OBP: 0.429, SLG: 0.517		BBBB E S BB		2-H 1B		F9		FC6-4 IBB		2	0	1	1	2	0	0
Steve Henderson, R (1, 7) OBP: 0.318, SLG: 0.357		F9		BBBB FC6-4 BB		F9		FC6-4 1-2f 2-3 3-H		3	0	0	1	1	0	3
Jerry Morales, R (1, 8) OBP: 0.324, SLG: 0.375		SSS K 1-3		FC6-4 1-2f		SSS K		SSS K		4	0	0	0	0	3	4
Elliott Maddox, R (1, 5) OBP: 0.429, SLG: 0.355		SSS K			FC3-6 1B 1B		F3		BBBB SH5-4 BB	3	0	1	0	1	1	1
Doug Flynn, R (1, 4) OBP: 0.256, SLG: 0.263		F1-3			FC3-6 1-2 1B 1B		F8		F9	4	1	1	0	0	0	1
Ray Burris, R (1, 1) Neil Allen, R (8, 1)		5-3			FC3-6 F8 1B 1-2 2-3f		SSS K		SH5-4 1-2	3 0	0 0	0 0	0 0	0 0	1 0	2 0
Inning Stats	R: 0 H: 0 E: 0 LOB: 0 K: 0 BB: 0 S: 3 P: 3	R: 0 H: 0 E: 0 LOB: 1 K: 2 BB: 1 S: 7 P: 11	R: 0 H: 0 E: 0 LOB: 0 K: 1 BB: 0 S: 5 P: 5	R: 1 H: 2 E: 0 LOB: 1 K: 0 BB: 1 S: 4 P: 8	R: 1 H: 3 E: 0 LOB: 2 K: 0 BB: 0 S: 6 P: 6	R: 0 H: 0 E: 0 LOB: 0 K: 1 BB: 0 S: 5 P: 5	R: 0 H: 0 E: 0 LOB: 0 K: 1 BB: 0 S: 5 P: 5	R: 1 H: 1 E: 0 LOB: 2 K: 1 BB: 1 S: 6 P: 11	R: 0 H: 0 E: 0 LOB: 1 K: 0 BB: 1 S: 3 P: 7	1B: 6 SF: 0 2B: 0 SAC: 1 3B: 0 DP: 0 HR: 0 HBP: 1						

TOP

New York Mets @ Philadelphia Phillies

Veterans Stadium, Philadelphia, PA

Mon Apr 21 1980, 6:05 PM EST

Att. 23,856 - Unknown

livebaseballscorecards.com

AB	31
R	3
H	6
RBI	3
BB	4
SO	6
LOB	19

WP: 0 PA: 37
PB: 0
SB: 3
CS: 0

PITCHER		IP	WLS	BF	H	R	ER	SO	BB	IBB	HBP	BLK	WP	HR	S	P	ERA	WHIP
Steve Carlton, L ERA: 2.96	(1, 1)	7.0	L	27	5	2	2	5	2	0	0	0	0	0	35	43	2.57	1.000
Ron Reed, R ERA: 7.71	(8, 1)	2.0		10	1	1	1	1	1	1	1	0	0	0	9	18	4.50	1.000

PITCHER	IP	WLS	BF	H	R	ER	SO	BB	IBB	HBP	BLK	WP	HR	S	P	ERA	WHIP

Batter	1	2	3	4	5	6	7	8	9	AB	R	H	RBI	BB	SO	LOB
Pete Rose, S (1, 3) OBP: 0.295, SLG: 0.366	BBBB 4-0 FC1-4 BB		x 0-0 E7 WP 1B		x 0-0 1B		x 0-0 3B		x 0-0 ③ F8	4	0	3	0	1	0	1
Bake McBride, L (1, 9) John Vukovich, R (8, 4)	x 0-0 ① F7		BBBB 4-0 WP BB		x 0-0 ③ F4-3		x 0-0 ③ F7			3 0	0 0	0 0	0 0	1 0	0 0	3 0
Garry Maddox, R (1, 8) OBP: 0.268, SLG: 0.410	x 0-0 ② FC1-4 S 1-2f		x 0-0 ③ 5-3 1-2 2-3			x 0-0 ① L1		x 0-0 ① 5-3		4	0	0	0	0	0	3
Mike Schmidt, R (1, 5) OBP: 0.325, SLG: 0.486	SSS 0-3 ③ K 1-2			x 0-0 ① F8		x 0-0 ② 5-3		BBBB 4-0 BB		3	0	0	0	1	1	1
Greg Luzinski, R (1, 7) OBP: 0.385, SLG: 0.629		x 0-0 ① F4		BBBB 4-0 6-3 BB		x 0-0 BB 1B		x 0-0 ② F9		3	0	1	0	1	0	1
Bob Boone, R (1, 2) OBP: 0.395, SLG: 0.400		SSS 0-3 ② K		x 0-0 ② 6-3 1-2		BBBB 4-0 1-2 BB		x 0-0 ③ F7		3	0	0	0	1	1	2
Larry Bowa, S (1, 6) OBP: 0.200, SLG: 0.265		x 0-0 ③ F2		SSS 0-3 ③ K		x 0-0 ③ F9			x 0-0 ① F4-3	4	0	0	0	0	1	3
Luis Aguayo, R (1, 4) OBP: 0.200, SLG: 0.222 Greg Gross, L (7, PH) OBP: 0.167, SLG: 0.167 (8, 9)			x 0-0 ① L5		x 0-0 ① F6		x 0-0 ① F9		x 0-0 ② F6	2 2	0 0	0 0	0 0	0 0	0 0	0 0
Steve Carlton, L (1, 1) George Vukovich, L (7, PH) Ron Reed, R (8, 1) Del Unser, L (9, PH) OBP: 0.500, SLG: 0.500			x 0-0 ② F4-3		SSS 0-3 ② K		x 0-0 ② F9		x 0-0 1B	2 1 0 1	0 0 0 0	0 0 0 1	0 0 0 0	0 0 0 0	1 0 0 0	0 0 0 0
Inning Stats	R: 0 H: 0 E: 0 LOB: 1 K: 1 BB: 1 S: 5 P: 9	R: 0 H: 0 E: 0 LOB: 0 K: 1 BB: 0 S: 5 P: 5	R: 0 H: 1 E: 1 LOB: 2 K: 0 BB: 1 S: 4 P: 8	R: 0 H: 0 E: 0 LOB: 1 K: 1 BB: 1 S: 5 P: 9	R: 0 H: 1 E: 0 LOB: 1 K: 1 BB: 0 S: 6 P: 6	R: 0 H: 1 E: 0 LOB: 2 K: 0 BB: 1 S: 4 P: 8	R: 0 H: 1 E: 0 LOB: 1 K: 0 BB: 0 S: 4 P: 4	R: 0 H: 0 E: 0 LOB: 1 K: 0 BB: 1 S: 3 P: 7	R: 0 H: 1 E: 0 LOB: 1 K: 0 BB: 0 S: 4 P: 4	1B: 4 2B: 0 3B: 1 HR: 0	SF: 0 SAC: 0 DP: 0 HBP: 0					

PITCHER		IP	WLS	BF	H	R	ER	SO	BB	IBB	HBP	BLK	WP	HR	S	P	ERA	WHIP
Ray Burris, R ERA: 3.94	(1, 1)	7.1	W	31	4	0	0	4	5	0	0	0	1	0	34	54	0.00	1.227
Neil Allen, R ERA: 6.17	(8, 1)	1.2	S	6	1	0	0	0	0	0	0	0	0	0	6	6	0.00	0.600

PITCHER	IP	WLS	BF	H	R	ER	SO	BB	IBB	HBP	BLK	WP	HR	S	P	ERA	WHIP

BOTTOM

New York Mets @ Philadelphia Phillies

Veterans Stadium, Philadelphia, PA

Mon Apr 21 1980, 6:05 PM EST

Att. 23,856 - Unknown

livebaseballscorecards.com

AB	32
R	0
H	5
RBI	0
BB	5
SO	4
LOB	14

Batter	1	2	3	4	5	6	7	8	9	AB	R	H	RBI	BB	SO	LOB
Frank Taveras, R (1, 6) OBP: 0.300, SLG: 0.340	4-3	1B 2B 3-H	F8		F9		6-3			5	1	1	1	0	0	2
John Stearns, R (1, 2) OBP: 0.354, SLG: 0.476	FC6-4 1B	1B 1B 2-H 1B		6-3	F9			5-3		5	1	2	1	0	0	1
Lee Mazzilli, S (1, 3) OBP: 0.458, SLG: 0.314	FC6-4 S 1-2f	1B 1B 1-3 1B		2B SF8 BB		4-3 S 1B		CS BB		3	2	2	0	2	0	1
Joel Youngblood, R (1, 9) OBP: 0.450, SLG: 0.545	K 1-2	1B 1B 1-2 3-H 1B		1B 1-3 2B		L4 4-3 1-2 BB		F9 1-2		4	1	2	1	1	1	2
Steve Henderson, R (1, 7) OBP: 0.327, SLG: 0.370		S 2B 1B FC4 1-3 2-H 1B		SF8 3-H		4-3 1-2 2-3			4-3	4	1	2	2	0	0	2
Jerry Morales, R (1, 8) OBP: 0.357, SLG: 0.371		2B BB 1-2 FC4 1-2f		1B 2-H		IBB			5-3	3	1	1	1	2	0	2
Elliott Maddox, R (1, 5) OBP: 0.450, SLG: 0.400		1B 2B 1-H 2-H 2B	FC4-6 1B	F8		L4 2-3			BB	4	1	2	2	1	0	4
Doug Flynn, R (1, 4) OBP: 0.279, SLG: 0.310 Ron Hodges, L (9, PH)	G5-4-3 1B 2-3	FC4-6 FC4-6 1-2f			2B		F4-3		K	4 1	0 0	2 0	0 0	0 1	0 1	1 1
Tom Hausman, R (1, 1) Jeff Reardon, R (5, 1) Dan Norman, R (7, PH) OBP: 0.333, SLG: 1.333 Kevin Kobel, R (7, 1) John Pacella, R (8, 1)		G5-4-3 1-2f	FC4-6 1-2f		B2-4		6-3			3 0 1 0 0	0 0 0 0 0	0 0 0 0 0	0 0 0 0 0	0 0 0 0 0	0 0 0 0 0	4 0 0 0 0
Inning Stats	R: 0 H: 1 E: 0 LOB: 1 K: 1 BB: 0 S: 6 P: 6	R: 6 H: 8 E: 0 LOB: 2 K: 0 BB: 1 S: 10 P: 14	R: 0 H: 1 E: 0 LOB: 1 K: 0 BB: 0 S: 4 P: 4	R: 2 H: 2 E: 0 LOB: 1 K: 0 BB: 1 S: 5 P: 9	R: 0 H: 1 E: 0 LOB: 1 K: 0 BB: 0 S: 4 P: 4	R: 0 H: 1 E: 0 LOB: 2 K: 0 BB: 2 S: 3 P: 11	R: 0 H: 0 E: 0 LOB: 0 K: 0 BB: 0 S: 3 P: 3	R: 0 H: 0 E: 0 LOB: 0 K: 0 BB: 1 S: 2 P: 6	R: 0 H: 0 E: 0 LOB: 1 K: 1 BB: 1 S: 5 P: 9	1B: 10 SF: 1 2B: 5 SAC: 0 3B: 0 DP: 2 HR: 0 HBP: 0						

TOP

New York Mets @ Philadelphia Phillies

Veterans Stadium, Philadelphia, PA

Tue Apr 22 1980, 6:05 PM EST

Att. 21,341 - Unknown

livebaseballscorecards.com

AB	37
R	8
H	14
RBI	8
BB	6
SO	2
LOB	20

WP: 0 PA: 44
PB: 0
SB: 3
CS: 1

PITCHER		IP	WLS	BF	H	R	ER	SO	BB	IBB	HBP	BLK	WP	HR	S	P	ERA	WHIP
Dick Ruthven, R ERA: 8.78	(1, 1)	1.2		12	7	6	6	1	1	0	0	0	0	0	13	17	32.40	4.800
Scott Munninghoff, R ERA: 3.38	(2, 1)	3.1		17	6	2	2	0	1	0	0	0	0	0	16	20	5.40	2.100
Kevin Saucier, L ERA: 2.08	(6, 1)	3.0	W	11	1	0	0	0	2	1	0	0	0	0	8	20	0.00	1.000
Dickie Noles, R ERA:	(9, 1)	1.0		4	0	0	0	1	1	0	0	0	0	0	5	9	0.00	1.000

PITCHER	IP	WLS	BF	H	R	ER	SO	BB	IBB	HBP	BLK	WP	HR	S	P	ERA	WHIP

BOTTOM

New York Mets @ Philadelphia Phillies

Veterans Stadium, Philadelphia, PA

Tue Apr 22 1980, 6:05 PM EST

Att. 21,341 - Unknown

livebaseballscorecards.com

Batter	1	2	3	4	5	6	7	8	9	AB	R	H	RBI	BB	SO	LOB
Pete Rose, S (1, 3) OBP: 0.306, SLG: 0.349	6-3		SF8 3-H		BBB 4-0 F9 1B HR BB		F9	BBB 4-0 BB HR BB		2	2	0	1	2	0	0
Bake McBride, L (1, 9) OBP: 0.304, SLG: 0.489	G3		F8		0-0 1-2 3-H HR 1B		F8 SSS	0-3 K		5	1	1	1	0	1	2
Garry Maddox, R (1, 8) OBP: 0.304, SLG: 0.429	HR 2B		6-3		0-0 F9 2-3		BBB 4-0 1B BB	BBB 4-0 1-2 2-3 HR BB		3	2	1	0	2	0	2
Mike Schmidt, R (1, 5) OBP: 0.356, SLG: 0.643	2-H HR			0-0 5-3	0-0 F3		1-2 1B	0-0 1-H 2-H 3-H HR		5	2	3	6	0	0	2
Greg Luzinski, R (1, 7) OBP: 0.386, SLG: 0.675	F7			0-0 2B SF9 1B	0-0 1-H 3-H HR		SSS 0-3 K	0-0 F9		5	2	2	3	0	1	3
Bob Boone, R (1, 2) OBP: 0.381, SLG: 0.410		0-0 5-3		0-0 SF9 1-3 2B	SSS 0-3 K			0-0 F4-3		4	0	1	0	0	1	0
Larry Bowa, S (1, 6) OBP: 0.205, SLG: 0.270		0-0 F9		0-0 SF9 2-3 3-H		0-0 G3		0-0 1B 2B 1B		3	1	1	1	0	0	0
Luis Aguayo, R (1, 4) OBP: 0.214, SLG: 0.231		0-0 F6		0-0 F7		0-0 F9		0-0 1-2 2B 1B		4	1	1	0	0	0	1
Dick Ruthven, R (1, 1) Scott Munninghoff, R (2, 1) OBP: 1.000, SLG: 3.000 George Vukovich, L (5, PH) OBP: 0.200, SLG: 0.600 Kevin Saucier, L (6, 1) Keith Moreland, R (8, PH) OBP: 0.500, SLG: 1.000 Lonnie Smith, R (8, PR) Dickie Noles, R (9, 1) OBP: 0.500, SLG: 0.500			0-0 SF8 3B		0-0 1B 3B		SSS 0-3 K	0-0 BB HR 1-H 2-H 2B		0 1 1 1 1 0 0	0 1 1 0 0 0 1	0 1 1 0 0 0 0	0 1 1 0 0 1 0	0 0 0 0 0 0 0	0 0 0 0 1 0 0	0 0 0 0 0 0 0
Inning Stats	R: 2 E: 0 K: 0 S: 5 H: 2 LOB: 0 BB: 0 P: 5	R: 0 E: 0 K: 0 S: 3 H: 0 LOB: 0 BB: 0 P: 3	R: 1 E: 0 K: 0 S: 4 H: 1 LOB: 0 BB: 0 P: 4	R: 1 E: 0 K: 0 S: 5 H: 2 LOB: 1 BB: 0 P: 5	R: 4 E: 0 K: 1 S: 8 H: 3 LOB: 0 BB: 1 P: 12	R: 0 E: 0 K: 1 S: 5 H: 0 LOB: 0 BB: 0 P: 5	R: 0 E: 0 K: 1 S: 6 H: 1 LOB: 2 BB: 1 P: 10	R: 6 E: 0 K: 1 S: 9 H: 4 LOB: 1 BB: 2 P: 17		1B: 5 2B: 3 3B: 2 HR: 3	SF: 2 SAC: 0 DP: 0 HBP: 0			WP: 0 PB: 0 SB: 0 CS: 0	PA: 41		

	AB	35
	R	14
	H	13
	RBI	14
	BB	4
	SO	4
	LOB	10

PITCHER		IP	WLS	BF	H	R	ER	SO	BB	IBB	HBP	BLK	WP	HR	S	P	ERA	WHIP
Tom Hausman, R ERA: 6.75	(1, 1)	4.0		20	7	7	7	0	1	0	0	0	0	1	19	23	15.75	2.000
Jeff Reardon, R ERA: 5.79	(5, 1)	2.0		7	1	1	1	2	0	0	0	0	0	1	11	11	4.50	0.500
Kevin Kobel, L ERA: 9.0	(7, 1)	1.1	L	9	4	3	3	1	1	0	0	0	0	0	10	14	20.25	3.750
John Pacella, R ERA: 3.86	(8, 1)	0.2		5	1	3	3	1	2	0	0	0	0	1	5	13	40.50	4.500

PITCHER	IP	WLS	BF	H	R	ER	SO	BB	IBB	HBP	BLK	WP	HR	S	P	ERA	WHIP

Batter	1	2	3	4	5	6	7	8	9	AB	R	H	RBI	BB	SO	LOB
Frank Taveras, R (1, 6) OBP: 0.309, SLG: 0.353	F3		2B		F3			BB FC1-5 1B	F4	4	0	1	0	1	0	1
John Stearns, R (1, 2) OBP: 0.365, SLG: 0.500	WP 6-3 2B		F3			F8		1-2 1B FC1-5 1B		4	2	2	0	0	0	1
Lee Mazzilli, S (1, 3) OBP: 0.481, SLG: 0.351	6-3 WP HBP		BB			S E 2B		FC1-5 1-2 2-3f 1B		2	1	1	0	1	0	2
Joel Youngblood, R (1, 9) OBP: 0.432, SLG: 0.514	6-3 1-3 2-H		K			E4 S 2-H		1-2 2-H 1B		4	0	1	2	0	1	3
Jerry Morales, R (1, 8) OBP: 0.326, SLG: 0.333	L7			6-3		F9 1-2		K		4	0	0	0	0	1	4
Dan Norman, R (1, 7) OBP: 0.167, SLG: 0.667 Jose Cardenal, R (8, PH) (8, 7)		6-3		F8		5-3		F5		3 1	0 0	0 0	0 0	0 0	0 0	1 2
Elliott Maddox, R (1, 5) OBP: 0.432, SLG: 0.385	CS 1B		6-3				6-3		F9	4	0	1	0	0	0	0
Doug Flynn, R (1, 4) OBP: 0.277, SLG: 0.326	F3-1 1-2				F7		F5-3		2B	4	0	1	0	0	0	1
Mark Bomback, R (1, 1) Neil Allen, R (8, 1) Ed Glynn, R (8, 1) Jeff Reardon, R (9, 1)			P4		5-3		K		6-3	3 0 1 0	0 0 0 0	0 0 0 0	0 0 0 0	0 0 0 0	1 0 0 0	0 0 1 0
Inning Stats	R: 1 H: 1 E: 0 LOB: 1 K: 0 BB: 0 S: 4 P: 5	R: 0 H: 1 E: 0 LOB: 0 K: 0 BB: 0 S: 3 P: 3	R: 0 H: 1 E: 0 LOB: 2 K: 1 BB: 1 S: 6 P: 10	R: 0 H: 0 E: 0 LOB: 0 K: 0 BB: 0 S: 3 P: 3	R: 0 H: 0 E: 0 LOB: 0 K: 0 BB: 0 S: 3 P: 3	R: 1 H: 1 E: 1 LOB: 1 K: 0 BB: 0 S: 5 P: 5	R: 0 H: 0 E: 0 LOB: 0 K: 1 BB: 0 S: 5 P: 5	R: 1 H: 2 E: 0 LOB: 2 K: 1 BB: 1 S: 7 P: 11	R: 0 H: 1 E: 0 LOB: 1 K: 0 BB: 0 S: 4 P: 4	1B: 3 SF: 0 2B: 4 SAC: 0 3B: 0 DP: 0 HR: 0 HBP: 1						

PITCHER		IP	WLS	BF	H	R	ER	SO	BB	IBB	HBP	BLK	WP	HR	S	P	ERA	WHIP
Larry Christenson, R ERA: 6.55	(1, 1)	1.0		5	1	1	1	0	0	0	1	0	1	0	4	5	9.00	1.000
Ron Reed, R ERA: 4.15	(2, 1)	4.0		14	2	0	0	1	1	0	0	0	0	0	15	19	0.00	0.750
Lerrin LaGrow, R ERA: 1.59	(6, 1)	2.0	L	8	1	1	0	1	0	0	0	0	0	0	10	10	0.00	0.500
Tug McGraw, L ERA: 6.75	(8, 1)	1.0		6	2	1	1	1	1	0	0	0	0	0	7	11	9.00	3.000
Dickie Noles, R ERA:	(9, 1)	1.0		4	1	0	0	0	0	0	0	0	0	0	4	4	0.00	1.000

PITCHER	IP	WLS	BF	H	R	ER	SO	BB	IBB	HBP	BLK	WP	HR	S	P	ERA	WHIP

New York Mets @ Philadelphia Phillies

Veterans Stadium, Philadelphia, PA

Wed Apr 23 1980, 6:05 PM EST

Att. 23,025 - Unknown

TOP

livebaseballscorecards.com

AB	34
R	3
H	7
RBI	2
BB	2
SO	3
LOB	16

WP: 1 PA: 37
PB: 0
SB: 2
CS: 1

Batter	1	2	3	4	5	6	7	8	9	AB	R	H	RBI	BB	SO	LOB
Pete Rose, S (1, 3) OBP: 0.296, SLG: 0.333	G3		F8		G6-3, 1-2, 1B		F4		F9	5	0	1	0	0	0	2
Bake McBride, L (1, 9) OBP: 0.280, SLG: 0.449	3-1		F1-4-3		F4		6-3		F6	4	0	0	0	0	0	4
Tug McGraw, R (8, 1)										0	0	0	0	0	0	0
John Vukovich, R (9, 4)										1	0	0	0	0	0	0
Garry Maddox, R (1, 8) OBP: 0.294, SLG: 0.426	5-3			6-3	G6-3, 1-2f		6-3		BB, 2B	5	0	1	0	0	0	3
Mike Schmidt, R (1, 5) OBP: 0.420, SLG: 0.689		1B		FC6-4, 1B		BBBB, FC6-4, BB		1B, 2B	BB, BB	3	1	3	0	2	0	0
Greg Luzinski, R (1, 7) OBP: 0.367, SLG: 0.614		SSS, K		FC6-4, E, 1-2f		SSS, K		F9	1-2, 2-3, BB	4	0	0	0	1	2	4
Keith Moreland, R (1, 2) OBP: 0.333, SLG: 0.500		F9		E6, FC6, 1-2		FC6-4, 1B, 1-2f		1B, 2-H, 1B	SSS, K	4	0	1	1	0	0	3
Lonnie Smith, R (8, PR)										0	0	0	0	0	0	0
Dickie Noles, R (9, 1) OBP: 0.500, SLG: 0.500										0	0	0	0	0	0	0
Randy Lerch, L (9, PH) OBP: 0.500, SLG: 0.600										1	0	0	0	0	1	3
Larry Bowa, S (1, 6) OBP: 0.233, SLG: 0.293		G3		FC6, 1-2f		1-2, 1B		2-3, 1B		4	0	2	0	0	0	3
Luis Aguayo, R (1, 4) OBP: 0.294, SLG: 0.438			1B		1B, 3B	6-3		F8		3	1	2	0	0	0	2
Del Unser, L (8, PH) OBP: 0.500, SLG: 0.500										0	0	0	0	0	0	0
Bob Boone, R (8, PH) OBP: 0.372, SLG: 0.400										1	0	0	0	0	0	3
(9, 2)																
Larry Christenson, R (1, 1) OBP: 0.667, SLG: 0.500			SSS, K		3-H, 1B		3B		F7	0	0	0	0	0	0	0
Ron Reed, R (2, 1)										1	0	0	0	0	1	1
George Vukovich, L (5, PH) OBP: 0.333, SLG: 0.667										1	0	1	1	0	0	0
Lerrin LaGrow, R (6, 1)										0	0	0	0	0	0	0
Greg Gross, L (7, PH) OBP: 0.250, SLG: 0.500										2	0	1	0	0	0	3
(8, 9)																
Inning Stats	R: 0 E: 0 K: 0 S: 3 H: 0 LOB: 0 BB: 0 P: 3	R: 0 E: 0 K: 1 S: 6 H: 1 LOB: 1 BB: 0 P: 6	R: 0 E: 0 K: 1 S: 6 H: 1 LOB: 1 BB: 0 P: 6	R: 0 E: 1 K: 0 S: 5 H: 1 LOB: 2 BB: 0 P: 5	R: 1 E: 0 K: 0 S: 5 H: 3 LOB: 1 BB: 0 P: 5	R: 0 E: 0 K: 1 S: 6 H: 1 LOB: 2 BB: 1 P: 10	R: 0 E: 0 K: 0 S: 4 H: 1 LOB: 1 BB: 0 P: 4	R: 1 E: 0 K: 0 S: 6 H: 3 LOB: 3 BB: 0 P: 6	R: 0 E: 0 K: 1 S: 6 H: 1 LOB: 3 BB: 2 P: 14	1B: 8 2B: 2 3B: 2 HR: 0 SF: 0 SAC: 0 DP: 1 HBP: 0						

PITCHER		IP	WLS	BF	H	R	ER	SO	BB	IBB	HBP	BLK	WP	HR	S	P	ERA	WHIP
Mark Bomback, R ERA: 4.26	(1, 1)	7.0	W	30	8	1	1	3	1	0	0	0	0	0	35	39	1.29	1.286
Neil Allen, R ERA: 6.75	(8, 1)	0.1		4	3	1	1	0	0	0	0	0	0	0	4	4	27.00	9.000
Ed Glynn, L ERA: 2.7	(8, 1)	1.1		6	1	0	0	0	1	0	0	0	0	0	5	9	0.00	1.500
Jeff Reardon, R ERA: 5.4	(9, 1)	0.1	S	2	0	0	0	1	1	0	0	0	0	0	3	7	0.00	3.000

PITCHER	IP	WLS	BF	H	R	ER	SO	BB	IBB	HBP	BLK	WP	HR	S	P	ERA	WHIP

BOTTOM

New York Mets @ Philadelphia Phillies

Veterans Stadium, Philadelphia, PA

Wed Apr 23 1980, 6:05 PM EST

Att. 23,025 - Unknown

livebaseballscorecards.com

AB	39
R	2
H	12
RBI	2
BB	3
SO	4
LOB	31

Batter	1	2	3	4	5	6	7	8	9	AB	R	H	RBI	BB	SO	LOB
Frank Taveras, R (1, 6) OBP: 0.288, SLG: 0.327	6-3		K			K		4-3		4	0	0	0	0	2	1
John Stearns, R (1, 2) OBP: 0.339, SLG: 0.460	K2-3			3-1		K		F7		4	0	0	0	0	2	1
Lee Mazzilli, S (1, 3) OBP: 0.464, SLG: 0.325	K			F7		G3			BB 6-3 S 2B	3	1	0	0	1	1	0
Joel Youngblood, R (1, 9) OBP: 0.396, SLG: 0.463		K		K			5-3		6-3 1-3	4	0	0	0	0	2	1
Mike Jorgensen, L (1, 7) OBP: 0.476, SLG: 0.375		BB			WP 1B 1B		F7		2B BB	2	2	1	0	2	0	0
Jerry Morales, R (1, 8) OBP: 0.320, SLG: 0.349		F9			F8 1-2		F3		1-H 3-H 2B	4	0	1	2	0	0	2
Phil Mankowski, L (1, 5) OBP: 0.400, SLG: 0.375		K			2-H 1B			BB FC6-4	K	3	0	1	1	1	2	2
Doug Flynn, R (1, 4) OBP: 0.260, SLG: 0.306			F5-3		F3			FC6-4 1-2f 2B	K	3	1	0	0	0	0	2
Mario Ramirez, R (8, 4)										0	0	0	0	0	0	0
Jose Cardenal, R (9, PH)										1	0	0	0	0	1	1
Pete Falcone, L (1, 1) OBP: 0.200, SLG: 0.200			L7		2-3			4-3 1-H 2B		2	0	0	0	0	0	1
Tom Hausman, R (6, 1)										0	0	0	0	0	0	0
John Pacella, R (7, 1)										0	0	0	0	0	0	0
Ron Hodges, L (8, PH) OBP: 0.200, SLG: 0.400										1	0	1	1	0	0	0
Kevin Kobel, R (8, 1)										0	0	0	0	0	0	0
Inning Stats	R: 0 E: 0 K: 2 S: 7 H: 0 LOB: 0 BB: 0 P: 7	R: 0 E: 0 K: 2 S: 7 H: 0 LOB: 1 BB: 1 P: 11	R: 0 E: 0 K: 1 S: 5 H: 0 LOB: 0 BB: 0 P: 5	R: 0 E: 0 K: 1 S: 5 H: 0 LOB: 0 BB: 0 P: 5	R: 1 E: 0 K: 0 S: 5 H: 2 LOB: 1 BB: 0 P: 5	R: 0 E: 0 K: 2 S: 7 H: 0 LOB: 0 BB: 0 P: 7	R: 0 E: 0 K: 0 S: 3 H: 0 LOB: 0 BB: 0 P: 3	R: 1 E: 0 K: 0 S: 4 H: 1 LOB: 1 BB: 1 P: 8	R: 2 E: 0 K: 2 S: 8 H: 1 LOB: 1 BB: 2 P: 16	1B: 2 2B: 2 3B: 0 HR: 0 SF: 0 SAC: 0 DP: 0 HBP: 0							

TOP

New York Mets @ Houston Astros

Astrodome, Houston, TX

Fri Apr 25 1980, 7:05 PM EST

Att. 24,140 - Unknown

livebaseballscorecards.com

AB	31
R	4
H	4
RBI	4
BB	4
SO	10
LOB	11

PITCHER		IP	WLS	BF	H	R	ER	SO	BB	IBB	HBP	BLK	WP	HR	S	P	ERA	WHIP
J.R. Richard, R ERA: 1.78	(1, 1)	8.1	W	32	3	4	4	8	4	0	0	0	1	0	44	60	4.32	0.840
Dave Smith, R ERA: 2.7	(9, 1)	0.2		3	1	0	0	2	0	0	0	0	0	0	7	7	0.00	1.500

PITCHER	IP	WLS	BF	H	R	ER	SO	BB	IBB	HBP	BLK	WP	HR	S	P	ERA	WHIP

New York Mets @ Houston Astros

Astrodome, Houston, TX

Fri Apr 25 1980, 7:05 PM EST

Att. 24,140 - Unknown

BOTTOM

Batter	1	2	3	4	5	6	7	8	9	AB	R	H	RBI	BB	SO	LOB
Jeffrey Leonard, R (1, 9) OBP: 0.316, SLG: 0.417	SH5-3 1B 1B	FC5-4 1-2f			HR	K		K		5	2	2	1	0	2	3
Craig Reynolds, L (1, 6) OBP: 0.305, SLG: 0.375	SH5-3 1-2	K			F8		1B 2B			3	1	1	0	0	1	0
Joe Morgan, L (1, 4) OBP: 0.390, SLG: 0.311 Rafael Landestoy, S (8, 4) OBP: 0.364, SLG: 0.250	K	F8			K		2-H 1B			4 0	0 0	1 0	1 0	0 0	2 0	1 0
Art Howe, R (1, 3) OBP: 0.300, SLG: 0.343	FC6-4 2-H 1B	F9			F7		1B 2B			4	1	2	1	0	0	0
Enos Cabell, R (1, 5) OBP: 0.397, SLG: 0.481 Julio Gonzalez, R (8, 5) OBP: 0.200, SLG: 0.300	FC6-4 1-2f			1B 2B		1B FC6-4 1B	2-H 1B			4 0	2 0	3 0	1 0	0 0	0 0	1 0
Jose Cruz, L (1, 7) OBP: 0.422, SLG: 0.472		K		K		S E 1-3 1B	F8			4	1	1	0	0	2	2
Cesar Cedeno, R (1, 8) OBP: 0.348, SLG: 0.317		K		K		K 1-2	K			4	0	0	0	0	4	4
Alan Ashby, S (1, 2) OBP: 0.414, SLG: 0.333		WP 1B		2-H 1B		FC6-4 IBB		E5 L4-3		3	0	2	1	1	0	0
J.R. Richard, R (1, 1) OBP: 0.091, SLG: 0.091 Dave Smith, R (9, 1)	K FC5-4 1-2			F7		FC6-4 1-2f 2-H 3-H		L4-3 1-2		4 0	0 0	0 0	1 0	0 0	1 0	4 0
Inning Stats	R: 1 E: 0 K: 1 S: 7 H: 2 LOB: 1 BB: 0 P: 7	R: 0 E: 0 K: 3 S: 11 H: 1 LOB: 2 BB: 0 P: 11	R: 0 E: 0 K: 1 S: 5 H: 0 LOB: 0 BB: 0 P: 5	R: 1 E: 0 K: 2 S: 9 H: 2 LOB: 1 BB: 0 P: 9	R: 1 E: 0 K: 1 S: 6 H: 1 LOB: 0 BB: 0 P: 6	R: 2 E: 1 K: 2 S: 9 H: 2 LOB: 1 BB: 1 P: 13	R: 2 E: 0 K: 1 S: 8 H: 4 LOB: 1 BB: 0 P: 8	R: 0 E: 1 K: 1 S: 5 H: 0 LOB: 0 BB: 0 P: 5		1B: 8 2B: 4 3B: 0 HR: 1 SF: 0 SAC: 1 DP: 1 HBP: 0					

livebaseballscorecards.com

AB	35
R	7
H	12
RBI	6
BB	1
SO	12
LOB	15

WP: 1 PA: 37
PB: 0
SB: 1
CS: 0

PITCHER		IP	WLS	BF	H	R	ER	SO	BB	IBB	HBP	BLK	WP	HR	S	P	ERA	WHIP
Pete Falcone, L ERA: 3.21	(1, 1)	5.0	L	24	8	5	4	8	0	0	0	0	1	1	40	40	7.20	1.600
Tom Hausman, R ERA: 7.27	(6, 1)	1.1		7	3	2	2	2	0	1	0	0	0	0	10	14	13.50	2.250
John Pacella, R ERA: 3.52	(7, 1)	0.2		3	1	0	0	1	0	0	0	0	0	0	5	5	0.00	1.500
Kevin Kobel, L ERA: 7.71	(8, 1)	1.0		3	0	0	0	1	0	0	0	0	0	0	5	5	0.00	0.000

PITCHER	IP	WLS	BF	H	R	ER	SO	BB	IBB	HBP	BLK	WP	HR	S	P	ERA	WHIP

New York Mets @ Houston Astros

Astrodome, Houston, TX

Sat Apr 26 1980, 7:05 PM EST

Att. 44,540 - Unknown

TOP

livebaseballscorecards.com

Batter	1	2	3	4	5	6	7	8	9	AB	R	H	RBI	BB	SO	LOB
Frank Taveras, R (1, 6) OBP: 0.297, SLG: 0.310	4-0 BB S BB		0-3 ② K		x 0-0 ② F3			x 0-0 ① L5	B B B B 4-0 1-2 2-3 BB	3	0	0	0	2	1	0
John Stearns, R (1, 2) OBP: 0.328, SLG: 0.426	B B B B 4-0 BB 1-2 BB		x 0-0 ③ 6-3		x 0-0 ③ 6-3			x 0-0 ② F8	x 0-0 ② F4	4	0	0	0	1	0	3
Lee Mazzilli, S (1, 3) OBP: 0.459, SLG: 0.318	B B B B 4-0 G4-6-3 1-2 2-3 BB			x 0-0 ① 4-3		x 0-0 ① F7		x 0-0 1B BB 1B	x 0-0 ③ F8	4	0	1	0	1	0	3
Joel Youngblood, R (1, 9) (8, 8) OBP: 0.404, SLG: 0.477	x 0-0 ① F2			x 0-0 4-3 2B		x 0-0 ② 1-3		B B B B 4-0 1B 1-2 BB		3	0	1	0	1	0	3
Mike Jorgensen, L (1, 7) OBP: 0.440, SLG: 0.350	x 0-0 ② ③ G4-6-3 1-2f			x 0-0 ② 4-3 2-3		x 0-0 ③ F2		x 0-0 FC4 1-2 2-3 1B		4	0	1	0	0	0	4
Jerry Morales, R (1, 8) OBP: 0.333, SLG: 0.348 Kevin Kobel, R (8, 1)		S S S 0-3 ① K		B B B B 4-0 BB BB			x 0-0 F1-3 1B	x 0-0 ③ FC4 1-2f		3 0	0 0	1 0	0 0	1 0	1 0	3 0
Elliott Maddox, R (1, 5) OBP: 0.438, SLG: 0.381		S S S 0-3 ② K		B B B B 4-0 1-2 BB			x 0-0 ① F8		x 0-0 BB BB 1B	3	0	1	0	1	1	1
Doug Flynn, R (1, 4) OBP: 0.259, SLG: 0.288	x 0-0 ③ F6			x 0-0 ③ F2			x 0-0 ② F1-3 1-2		B B B B 4-0 BB 1-2 BB	3	0	0	0	1	0	4
Craig Swan, R (1, 1) OBP: 0.625, SLG: 0.400 Phil Mankowski, L (5, PH) OBP: 0.364, SLG: 0.333 Jeff Reardon, R (5, 1) Alex Trevino, R (7, PH) Ed Glynn, R (7, 1) Neil Allen, R (7, 1) Dan Norman, R (8, 9) OBP: 0.143, SLG: 0.571			S S S 0-3 ① K		x 0-0 ① 6-3		x 0-0 ③ 4-3		x 0-0 ① F6	1 1 0 1 0 0 1	0 0 0 0 0 0 0	0 0 0 0 0 0 0	0 0 0 0 0 0 0	1 0 0 0 0 0 0	0 0 0 0 0 0 0	0 0 0 1 0 0 2
Inning Stats	R: 0 E: 0 K: 0 S: 2 H: 0 LOB: 2 BB: 3 P: 14	R: 0 E: 0 K: 2 S: 7 H: 0 LOB: 0 BB: 0 P: 7	R: 0 E: 0 K: 2 S: 7 H: 0 LOB: 0 BB: 0 P: 7	R: 0 E: 0 K: 0 S: 4 H: 1 LOB: 3 BB: 2 P: 12	R: 0 E: 0 K: 0 S: 3 H: 0 LOB: 0 BB: 0 P: 3	R: 0 E: 0 K: 0 S: 3 H: 0 LOB: 0 BB: 0 P: 3	R: 0 E: 0 K: 0 S: 4 H: 1 LOB: 1 BB: 0 P: 4	R: 0 E: 0 K: 0 S: 5 H: 2 LOB: 3 BB: 1 P: 9	R: 0 E: 0 K: 0 S: 4 H: 1 LOB: 3 BB: 2 P: 12	1B: 4 2B: 1 3B: 0 HR: 0	SF: 0 SAC: 0 DP: 1 HBP: 0						

	AB	31
	R	0
	H	5
	RBI	0
	BB	8
	SO	4
	LOB	24

WP: 0 PB: 0 SB: 1 CS: 0 PA: 39

PITCHER		IP	WLS	BF	H	R	ER	SO	BB	IBB	HBP	BLK	WP	HR	S	P	ERA	WHIP
Joe Niekro, R ERA: 1.52	(1, 1)	7.2	W	32	4	0	0	4	6	0	0	0	0	0	34	58	0.00	1.304
Frank LaCorte, R ERA:	(8, 1)	1.1	S	7	1	0	0	0	2	0	0	0	0	0	5	13	0.00	2.250

PITCHER		IP	WLS	BF	H	R	ER	SO	BB	IBB	HBP	BLK	WP	HR	S	P	ERA	WHIP

BOTTOM

New York Mets @ Houston Astros

Astrodome, Houston, TX

Sat Apr 26 1980, 7:05 PM EST

Att. 44,540 - Unknown

Batter	1	2	3	4	5	6	7	8	9	AB	R	H	RBI	BB	SO	LOB
Jeffrey Leonard, R (1, 9) OBP: 0.302, SLG: 0.390	K		K			F4-3		SH: SF8 1B FC6-4		5	1	1	0	0	2	5
Craig Reynolds, L (1, 6) OBP: 0.290, SLG: 0.356	G3		9-6 1-2f			F5		SH: SF8 3B 1-3		3	1	0	0	0	0	2
Denny Walling, L (1, 3) OBP: 0.424, SLG: 0.385	1B			F4-3			1B: SH3-4 1B 1B	SF8 2-3 3-H		3	1	2	1	0	0	0
Joe Morgan, L (1, 4) OBP: 0.387, SLG: 0.354 Rafael Landestoy, S (9, 4) OBP: 0.364, SLG: 0.250	K			F4-3			SH3-4 1-2	1B 3-H 3B		3 0	1 0	1 0	1 0	0 0	1 0	1 0
Jose Cruz, L (1, 7) OBP: 0.426, SLG: 0.464		E3 L9-3		5-3			BB 1B 1B	6-3: 1B 1B 3-H		3	2	1	1	1	0	0
Enos Cabell, R (1, 5) OBP: 0.387, SLG: 0.464 Julio Gonzalez, R (9, 5) OBP: 0.200, SLG: 0.300		F8			F9		K	1B: 6-3 1-2 1B		4 0	0 0	1 0	0 0	0 0	1 0	3 0
Cesar Cedeno, R (1, 8) OBP: 0.340, SLG: 0.311		L9-3 1-2			5-3		1B 1-2 2-3 1B	6-3 1-2 2-3		4	0	1	0	0	0	3
Luis Pujols, R (1, 2) OBP: 0.286, SLG: 0.303			E5 SH		F2		1-3 2-H 3-H 1B	1B IBB		3	0	1	2	1	0	0
Joe Niekro, R (1, 1) OBP: 0.250, SLG: 0.250 Frank LaCorte, R (8, 1) OBP: 0.500, SLG: 0.500			SH 0-6 1-2			K	K	FC6-4 1-2 2-3 3-H 1B		2 1	0 0	0 1	0 1	0 0	2 0	2 0
Inning Stats	R: 0 E: 0 K: 2 S: 8 H: 1 LOB: 1 BB: 0 P: 8	R: 0 E: 1 K: 0 S: 3 H: 0 LOB: 0 BB: 0 P: 3	R: 0 E: 1 K: 1 S: 6 H: 0 LOB: 1 BB: 0 P: 6	R: 0 E: 0 K: 0 S: 3 H: 0 LOB: 0 BB: 0 P: 3	R: 0 E: 0 K: 0 S: 3 H: 0 LOB: 0 BB: 0 P: 3	R: 0 E: 0 K: 1 S: 5 H: 0 LOB: 0 BB: 0 P: 5	R: 2 E: 0 K: 2 S: 10 H: 3 LOB: 2 BB: 1 P: 14	R: 4 E: 1 K: 0 S: 9 H: 5 LOB: 3 BB: 1 P: 13		1B: 8 2B: 2 3B: 1 HR: 0 SF: 1 SAC: 3 DP: 2 HBP: 0					

livebaseballscorecards.com

AB	31
R	6
H	9
RBI	6
BB	2
SO	6
LOB	16

WP: 0 PB: 0 SB: 0 CS: 0 PA: 37

PITCHER		IP	WLS	BF	H	R	ER	SO	BB	IBB	HBP	BLK	WP	HR	S	P	ERA	WHIP
Craig Swan, R ERA: 3.0	(1, 1)	4.0		14	1	0	0	3	0	0	0	0	0	0	20	20	0.00	0.250
Jeff Reardon, R ERA: 3.86	(5, 1)	2.0		6	0	0	0	1	0	0	0	0	0	0	8	8	0.00	0.000
Ed Glynn, L ERA: 7.36	(7, 1)	0.1	L	3	1	2	2	0	1	0	0	0	0	0	2	6	54.00	6.000
Neil Allen, R ERA: 8.31	(7, 1)	1.0		8	4	3	3	2	0	0	0	0	0	0	12	12	27.00	4.000
Kevin Kobel, L ERA: 8.22	(8, 1)	0.2		6	3	1	1	0	0	1	0	0	0	0	5	9	13.50	4.500

PITCHER	IP	WLS	BF	H	R	ER	SO	BB	IBB	HBP	BLK	WP	HR	S	P	ERA	WHIP

Batter	1	2	3	4	5	6	7	8	9	10	11	12	AB	R	H	RBI	BB	SO	LOB
Jose Cardenal, R (1, 9) OBP: 0.250, SLG: 0.143	BBBB 4-0 CS SH1-4 BB		SSS 0-3 K 1-2			x 0-0 BB FC5-4 1B 1B	x 0-0 F8			x 0-0 G4-6-3 1-2f		x 0-0 5-3	4	1	1	0	1	1	3
Neil Allen, R (10, 1)													1	0	0	0	0	0	1
Frank Taveras, R (1, 6) OBP: 0.294, SLG: 0.306	x 0-0 SH1-4 1-2			SSS 0-3 K		x 0-0 FC5-4 BB 1-2 1B 1B		x 0-0 F6		x 0-0 F6			4	1	1	0	0	1	0
Lee Mazzilli, S (1, 3) OBP: 0.470, SLG: 0.319	x 0-0 2-3 1B			x 0-0 F8		BBBB 4-0 FC5-4 1-2 2-3 BB		BBBB 4-0 BB			x 0-0 F7		3	0	1	0	2	0	0
Joel Youngblood, R (1, 8) OBP: 0.368, SLG: 0.429	x 0-0 F8			x 0-0 5-3		x 0-0 FC5-4 1B 1-2f 2-3 3-H		x 0-0 F9			x 0-0 F8		5	0	0	1	0	0	4
(10, 9)																			
Mike Jorgensen, L (1, 7) OBP: 0.400, SLG: 0.320		SSS 0-3 K			x 0-0 F8	x 0-0 1-2 3-H 1B		x 0-0 F9			x 0-0 F5		5	0	1	1	0	1	1
Ron Hodges, L (1, 2) OBP: 0.250, SLG: 0.286	BBBB 4-0 G6-4-3 BB				SSS 0-3 K	x 0-0 4-3			x 0-0 F4			x 0-0 FC5-4 1B	2	0	0	0	1	1	2
Alex Trevino, R (9, PH) OBP: 0.250, SLG: 0.250													2	0	1	0	0	0	0
(9, 2)																			
Elliott Maddox, R (1, 5) OBP: 0.434, SLG: 0.356	x 0-0 G6-4-3 1-2f			BBBB 4-0 BB		BBBB 4-0 F4-3 BB		x 0-0 F8			x 0-0 FC5-4 1B 1-2f SF8		3	1	0	0	2	0	2
Doug Flynn, R (1, 4) OBP: 0.271, SLG: 0.316			x 0-0 FC1-5 2B		x 0-0 F5-3		x 0-0 F4-3 1-2		x 0-0 F4-3			x 0-0 1-3 1B	5	0	2	0	0	0	2
Ray Burris, R (1, 1)			x 0-0 FC1-5 CS 2-3			SSS 0-3 K	x 0-0 F8			x 0-0 G4-6-3 1B		x 0-0 SF8 3-H	2	0	0	0	0	1	1
Phil Mankowski, L (7, PH) OBP: 0.333, SLG: 0.300													1	0	0	0	0	0	1
Jeff Reardon, R (7, 1)													0	0	0	0	0	0	0
Jerry Morales, R (10, PH) OBP: 0.339, SLG: 0.362													1	0	1	1	0	0	0
(10, 8)																			
Inning Stats	R: 0 E: 0 K: 0 S: 3 H: 1 LOB: 1 BB: 1 P: 7	R: 0 E: 0 K: 1 S: 4 H: 0 LOB: 0 BB: 1 P: 8	R: 0 E: 0 K: 1 S: 5 H: 1 LOB: 1 BB: 0 P: 5	R: 0 E: 0 K: 1 S: 5 H: 0 LOB: 0 BB: 0 P: 5	R: 0 E: 0 K: 1 S: 5 H: 0 LOB: 1 BB: 1 P: 9	R: 2 E: 0 K: 1 S: 8 H: 3 LOB: 2 BB: 1 P: 12	R: 0 E: 0 K: 0 S: 3 H: 0 LOB: 1 BB: 1 P: 7	R: 0 E: 0 K: 0 S: 3 H: 0 LOB: 1 BB: 1 P: 7	R: 0 E: 0 K: 0 S: 3 H: 0 LOB: 0 BB: 0 P: 3	R: 0 E: 0 K: 0 S: 3 H: 1 LOB: 0 BB: 0 P: 3	R: 0 E: 0 K: 0 S: 3 H: 0 LOB: 0 BB: 0 P: 3	R: 1 E: 0 K: 0 S: 5 H: 2 LOB: 1 BB: 0 P: 5	1B: 7 2B: 2 3B: 0 HR: 0	SF: 1 SAC: 1 DP: 3 HBP: 0	WP: 0 PB: 0 SB: 0 CS: 2	PA: 46			

PITCHER		IP	WLS	BF	H	R	ER	SO	BB	IBB	HBP	BLK	WP	HR	S	P	ERA	WHIP
Nolan Ryan, R ERA: 3.33	(1, 1)	8.0		32	5	2	2	5	6	0	0	0	0	0	36	60	2.25	1.375
Joe Sambito, L ERA: 0.73	(9, 1)	2.0		6	1	0	0	0	0	0	0	0	0	0	6	6	0.00	0.500
Frank LaCorte, R ERA: 0.79	(11, 1)	2.0	W	8	2	1	1	0	0	0	0	0	0	0	8	8	4.50	1.000

PITCHER	IP	WLS	BF	H	R	ER	SO	BB	IBB	HBP	BLK	WP	HR	S	P	ERA	WHIP

TOP

New York Mets @ Houston Astros

Astrodome, Houston, TX

Sun Apr 27 1980, 4:33 AM EDT

Att. 20,828 - Unknown

livebaseballscorecards.com

AB	38
R	3
H	8
RBI	3
BB	6
SO	5
LOB	17

Batter	1	2	3	4	5	6	7	8	9	10	11	12	AB	R	H	RBI	BB	SO	LOB
Jeffrey Leonard, R (1, 9) OBP: 0.306, SLG: 0.383	E6 F8		3-1			CS 1B		K		5-3		1-2 2-H 3-H 1B	6	0	2	2	0	1	1
Craig Reynolds, L (1, 6) OBP: 0.269, SLG: 0.328	F8 1-2		K			F9 1-2		F2			F5		5	0	0	0	0	1	3
Denny Walling, L (1, 3) OBP: 0.395, SLG: 0.333	F7			F4-3		F9			F4-3 S BB		F9		4	0	0	0	1	0	0
Joe Morgan, L (1, 4) OBP: 0.403, SLG: 0.340		F6		1B BLK BB			F3-4-3 BB		K 1-2		BB		2	0	0	0	3	1	1
Jose Cruz, L (1, 7) OBP: 0.425, SLG: 0.450		G3		CS 1-3 1B			K		F4-3 IBB		G3		4	0	1	0	1	1	2
Enos Cabell, R (1, 5) OBP: 0.373, SLG: 0.433		5-3		F 1-2	5-3		F3-4-3 1-2		F4-3 1-2 2-3			CS BB	5	0	0	0	1	0	4
Cesar Cedeno, R (1, 8) OBP: 0.364, SLG: 0.354			2B 3B		5-3		BB		F3			2B 1-2 1B BB	3	2	1	0	2	0	2
Alan Ashby, S (1, 2) OBP: 0.441, SLG: 0.552 Terry Puhl, L (12, PR) OBP: 0.357, SLG: 0.472			2B 3-H		HR		K			G1		1-3 1B 2B	5 0	1 1	3 0	2 0	0 0	1 0	2 0
Nolan Ryan, R (1, 1) OBP: 0.111, SLG: 0.444 Rafael Landestoy, S (8, PH) OBP: 0.333, SLG: 0.222 Joe Sambito, L (9, 1) Dave Bergman, L (10, PH) OBP: 0.250, SLG: 0.182 Frank LaCorte, R (11, 1) OBP: 0.500, SLG: 0.500 Art Howe, R (12, PH) OBP: 0.317, SLG: 0.343			K		K			K		K		IBB	2 1 0 1 0 0 0	0 0 0 0 0 0 0	0 0 0 0 0 0 0	0 0 0 0 0 0 0	0 0 0 0 0 0 0	2 1 0 0 1 0 0	1 0 0 0 0 0 0
Inning Stats	R: 0 E: 1 K: 0 S: 3 H: 0 LOB: 0 BB: 0 P: 3	R: 0 E: 0 K: 0 S: 3 H: 0 LOB: 0 BB: 0 P: 3	R: 1 E: 0 K: 2 S: 9 H: 2 LOB: 1 BB: 0 P: 9	R: 0 E: 0 K: 0 S: 2 H: 1 LOB: 0 BB: 1 P: 6	R: 1 E: 0 K: 1 S: 6 H: 1 LOB: 0 BB: 0 P: 6	R: 0 E: 0 K: 0 S: 3 H: 1 LOB: 0 BB: 0 P: 3	R: 0 E: 0 K: 2 S: 7 H: 0 LOB: 2 BB: 2 P: 15	R: 0 E: 0 K: 2 S: 7 H: 0 LOB: 0 BB: 0 P: 7	R: 0 E: 0 K: 1 S: 5 H: 0 LOB: 2 BB: 2 P: 13	R: 0 E: 0 K: 1 S: 5 H: 0 LOB: 0 BB: 0 P: 5	R: 0 E: 0 K: 0 S: 3 H: 0 LOB: 1 BB: 1 P: 7	R: 2 E: 0 K: 0 S: 2 H: 2 LOB: 2 BB: 3 P: 14	1B: 3 2B: 2 3B: 1 HR: 1	SF: 0 SAC: 0 DP: 0 HBP: 0		WP: 0 PB: 0 SB: 1 CS: 3		PA: 47	

PITCHER		IP	WLS	BF	H	R	ER	SO	BB	IBB	HBP	BLK	WP	HR	S	P	ERA	WHIP
Ray Burris, R ERA: 3.68	(1, 1)	6.0		22	5	2	2	3	1	0	0	1	0	1	26	30	3.00	1.000
Jeff Reardon, R ERA: 2.7	(7, 1)	3.0		13	0	0	0	5	3	1	0	0	0	0	19	35	0.00	1.000
Neil Allen, R ERA: 8.22	(10, 1)	2.1	L	12	2	2	2	1	3	1	0	0	0	0	10	26	7.71	2.143

PITCHER	IP	WLS	BF	H	R	ER	SO	BB	IBB	HBP	BLK	WP	HR	S	P	ERA	WHIP

BOTTOM

New York Mets @ Houston Astros

Astrodome, Houston, TX

Sun Apr 27 1980, 4:33 AM EDT

Att. 20,828 - Unknown

livebaseballscorecards.com

AB	38
R	4
H	7
RBI	4
BB	9
SO	9
LOB	16

Batter	1	2	3	4	5	6	7	8	9	AB	R	H	RBI	BB	SO	LOB
Pete Rose, S (1, 3) OBP: 0.290, SLG: 0.306	1-3		F8			F6-4-3 1-2 2-3		BB 1-2		3	0	0	0	1	0	2
Bake McBride, L (1, 9) OBP: 0.273, SLG: 0.426	G3			P6		P3		F4-3		4	0	0	0	0	0	3
Dickie Noles, R (8, 1) OBP: 0.500, SLG: 0.500										0	0	0	0	0	0	0
Garry Maddox, R (1, 8) OBP: 0.299, SLG: 0.403	F2			5-3			S 1B		F8	4	0	1	0	0	0	0
Mike Schmidt, R (1, 5) OBP: 0.358, SLG: 0.541		1-3 1B		6-3			5-3 1-2		6-3	4	0	1	0	0	0	1
Greg Luzinski, R (1, 7) OBP: 0.338, SLG: 0.517		1-3 1-2			F5-4-3 BB		P6		FC5-4 BB	2	0	0	0	2	0	2
Bob Boone, R (1, 2) OBP: 0.345, SLG: 0.407		5-3			F5-4-3 1-2		K		FC5-4 1-2f	4	0	0	0	0	1	4
Larry Bowa, S (1, 6) OBP: 0.241, SLG: 0.304		F4			L6			F4		3	0	0	0	0	0	1
Luis Aguayo, R (1, 4) OBP: 0.286, SLG: 0.346			5-3			F6-4-3 BB		1-3		1	0	0	0	1	0	0
Greg Gross, L (8, PH) OBP: 0.182, SLG: 0.238						BB				1	0	0	0	0	0	0
(8, 9)																
Randy Lerch, L (1, 1) OBP: 0.545, SLG: 0.500			K			F6-4-3 1-2		BB		1	0	0	0	1	1	0
Del Unser, L (8, PH) OBP: 0.667, SLG: 1.000						BB				0	0	0	0	1	0	0
John Vukovich, R (8, 4)								BB		0	0	0	0	0	0	0
Inning Stats	R: 0 E: 0 K: 0 S: 3 H: 0 LOB: 0 BB: 0 P: 3	R: 0 E: 0 K: 0 S: 4 H: 1 LOB: 1 BB: 0 P: 4	R: 0 E: 0 K: 1 S: 5 H: 0 LOB: 0 BB: 0 P: 5	R: 0 E: 0 K: 0 S: 3 H: 0 LOB: 0 BB: 0 P: 3	R: 0 E: 0 K: 0 S: 2 H: 0 LOB: 0 BB: 1 P: 6	R: 0 E: 0 K: 0 S: 2 H: 0 LOB: 1 BB: 2 P: 10	R: 0 E: 0 K: 1 S: 6 H: 1 LOB: 1 BB: 0 P: 6	R: 0 E: 0 K: 0 S: 3 H: 0 LOB: 2 BB: 2 P: 11	R: 0 E: 0 K: 0 S: 3 H: 0 LOB: 1 BB: 1 P: 7	1B: 2 2B: 0 3B: 0 HR: 0	SF: 0 SAC: 0 DP: 2 HBP: 0					

PITCHER	IP	WLS	BF	H	R	ER	SO	BB	IBB	HBP	BLK	WP	HR	S	P	ERA	WHIP
Mark Bomback, R (1, 1) ERA: 2.49	9.0	W	33	2	0	0	2	6	0	0	0	0	0	31	55	0.00	0.889

PITCHER	IP	WLS	BF	H	R	ER	SO	BB	IBB	HBP	BLK	WP	HR	S	P	ERA	WHIP

TOP

Philadelphia Phillies @ New York Mets

Shea Stadium, Flushing, NY

Wed Apr 30 1980, 7:05 PM EDT

Att. 4,559 - Unknown

livebaseballscorecards.com

AB	27
R	0
H	2
RBI	0
BB	6
SO	2
LOB	13

PA: 33

WP: 0
PB: 0
SB: 1
CS: 0

Batter	1	2	3	4	5	6	7	8	9	AB	R	H	RBI	BB	SO	LOB
Frank Taveras, R (1, 6) OBP: 0.278, SLG: 0.288	6-3		K		L6		F9			4	0	0	0	0	1	0
Elliott Maddox, R (1, 5) OBP: 0.439, SLG: 0.354	FC6-4 1B		BB		F8		P4			3	0	1	0	1	0	0
Lee Mazzilli, S (1, 3) OBP: 0.457, SLG: 0.300 Mike Jorgensen, L (8, 3) OBP: 0.400, SLG: 0.320	FC6-4 BB BB 1-2f		L8		BB		1-3			3 0	0 0	0 0	0 0	1 0	0 0	2 0
Joel Youngblood, R (1, 9) OBP: 0.361, SLG: 0.404	BB 1-2 BB		P4		P4			F7		3	0	0	0	1	0	2
John Stearns, R (1, 2) OBP: 0.354, SLG: 0.474	FC6 1-2 2-3 BB			4-3 1B 2B		4-3 2B		4-3		3	1	2	0	1	0	0
Jerry Morales, R (1, 8) OBP: 0.317, SLG: 0.333	FC6 1-2f			4-3 2-3		4-3 2-3		E5 S E		4	1	0	0	0	0	5
Dan Norman, R (1, 7) OBP: 0.182, SLG: 0.455		P4		FC4 3-H 1B		P4		E6 S 1-H		4	0	1	1	0	0	1
Doug Flynn, R (1, 4) OBP: 0.286, SLG: 0.305		F6-3		FC4 1-2f		IBB		IBB 1-2		2	0	0	0	2	0	1
Mark Bomback, R (1, 1)		K		4-3		1-3		1-3		4	0	0	0	0	1	5
Inning Stats	R: 0 H: 1 E: 0 LOB: 3 K: 0 BB: 2 S: 4 P: 12	R: 0 H: 0 E: 0 LOB: 0 K: 1 BB: 0 S: 5 P: 5	R: 0 H: 0 E: 0 LOB: 1 K: 1 BB: 1 S: 5 P: 9	R: 1 H: 2 E: 0 LOB: 1 K: 0 BB: 0 S: 5 P: 5	R: 0 H: 0 E: 0 LOB: 1 K: 0 BB: 1 S: 3 P: 7	R: 0 H: 1 E: 0 LOB: 2 K: 0 BB: 1 S: 4 P: 8	R: 0 H: 0 E: 0 LOB: 0 K: 0 BB: 0 S: 3 P: 3	R: 1 H: 0 E: 2 LOB: 2 K: 0 BB: 1 S: 5 P: 9		1B: 2 SF: 0 2B: 2 SAC: 0 3B: 0 DP: 0 HR: 0 HBP: 0						

BOTTOM

Philadelphia Phillies @ New York Mets

Shea Stadium, Flushing, NY

Wed Apr 30 1980, 7:05 PM EDT

Att. 4,559 - Unknown

livebaseballscorecards.com

AB	30
R	2
H	4
RBI	1
BB	6
SO	2
LOB	16

WP: 0 PA: 36
PB: 0
SB: 2
CS: 0

PITCHER		IP	WLS	BF	H	R	ER	SO	BB	IBB	HBP	BLK	WP	HR	S	P	ERA	WHIP
Randy Lerch, L ERA: 4.45	(1, 1)	7.0	L	30	4	1	1	2	4	1	0	0	0	0	29	49	1.29	1.143
Dickie Noles, R ERA:	(8, 1)	1.0		6	0	1	0	0	0	1	0	0	0	0	5	9	0.00	0.000

PITCHER	IP	WLS	BF	H	R	ER	SO	BB	IBB	HBP	BLK	WP	HR	S	P	ERA	WHIP

Philadelphia Phillies @ New York Mets

Shea Stadium, Flushing, NY

Thu May 01 1980, 7:05 PM EDT

Att. 5,928 - Unknown

TOP

livebaseballscorecards.com

Batter	1	2	3	4	5	6	7	8	9	AB	R	H	RBI	BB	SO	LOB
Lonnie Smith, R (1, 9) OBP: 0.200, SLG: 0.200	S S S 0-3 ① K			x 0-0 FC6-4 1B		x 0-0 E3 SH3-4 S		x 0-0 ① F9		4	0	1	0	0	1	1
Pete Rose, S (1, 3) OBP: 0.288, SLG: 0.292	S S S 0-3 ② K			x 0-0 ① FC6-4 1-2f		B B B B 4-0 SH3-4 1-2 BB		x 0-0 ② L7		3	0	0	0	1	1	2
Garry Maddox, R (1, 8) OBP: 0.286, SLG: 0.385	S S S 0-3 ③ K			x 0-0 ② F8		x 0-0 ① SH3-4 1-2 2-3		x 0-0 ③ FC4-6 1-2f		3	0	0	0	0	1	2
Mike Schmidt, R (1, 5) OBP: 0.352, SLG: 0.523		S S S 0-3 ① K		x 0-0 ③ 5-3		S S S 0-3 ② K			x 0-0 F6-4-3 1B	4	0	1	0	0	2	3
Greg Luzinski, R (1, 7) OBP: 0.319, SLG: 0.484		S S S 0-3 ② K			S S S 0-3 ① K	x 0-0 ③ F2			S S S 0-3 ① K	4	0	0	0	0	3	3
Bob Boone, R (1, 2) OBP: 0.323, SLG: 0.379		S S S 0-3 ③ K			x 0-0 ② F7		x 0-0 ① F2		x 0-0 ② ③ F6-4-3 1-2	4	0	0	0	0	1	1
Larry Bowa, S (1, 6) OBP: 0.246, SLG: 0.305			x 0-0 ① 1-3		x 0-0 HR 1B		x 0-0 ② F7			3	1	1	0	0	0	0
Luis Aguayo, R (1, 4) OBP: 0.290, SLG: 0.448			x 0-0 ② L5		x 0-0 1-H HR		x 0-0 ③ F7			3	1	1	2	0	0	0
Steve Carlton, L (1, 1) Tug McGraw, R (7, 1) OBP: 1.000, SLG: 1.000			x 0-0 ③ 1-3		x 0-0 ③ F7			x 0-0 FC4-6 1B		2 1	0 0	0 1	0 0	0 0	0 0	0 0

AB	31
R	2
H	5
RBI	2
BB	1
SO	9
LOB	12

Inning Stats	1	2	3	4	5	6	7	8	9
	R: 0 E: 0 K: 3 S: 9	H: 0 LOB: 0 BB: 0 P: 9	R: 0 E: 0 K: 3 S: 9	H: 0 LOB: 0 BB: 0 P: 9	R: 0 E: 0 K: 0 S: 3	H: 0 LOB: 0 BB: 0 P: 3	R: 0 E: 0 K: 0 S: 4	H: 1 LOB: 1 BB: 0 P: 4	R: 2 E: 0 K: 1 S: 7	H: 2 LOB: 0 BB: 0 P: 7
	R: 0 E: 1 K: 1 S: 6	H: 0 LOB: 2 BB: 1 P: 10	R: 0 E: 0 K: 0 S: 3	H: 0 LOB: 0 BB: 0 P: 3	R: 0 E: 0 K: 0 S: 4	H: 1 LOB: 1 BB: 0 P: 4	R: 0 E: 0 K: 1 S: 5	H: 1 LOB: 0 BB: 0 P: 5	1B: 4 2B: 0 3B: 0 HR: 1	SF: 0 SAC: 1 DP: 1 HBP: 0
	WP: 0 PB: 0 SB: 1 CS: 0	PA: 33								

PITCHER		IP	WLS	BF	H	R	ER	SO	BB	IBB	HBP	BLK	WP	HR	S	P	ERA	WHIP
Pete Falcone, L ERA: 3.0	(1, 1)	7.0	L	26	3	2	2	8	1	0	0	0	0	1	41	45	2.57	0.571
Neil Allen, R ERA: 7.27	(8, 1)	2.0		7	2	0	0	1	0	0	0	0	0	0	9	9	0.00	1.000

PITCHER	IP	WLS	BF	H	R	ER	SO	BB	IBB	HBP	BLK	WP	HR	S	P	ERA	WHIP

BOTTOM

Philadelphia Phillies @ New York Mets

Shea Stadium, Flushing, NY

Thu May 01 1980, 7:05 PM EDT

Att. 5,928 - Unknown

livebaseballscorecards.com

Batter	1	2	3	4	5	6	7	8	9	AB	R	H	RBI	BB	SO	LOB
Frank Taveras, R (1, 6) OBP: 0.303, SLG: 0.314	K2-3		G4-6-3 1B		1B		BB 1B			4	0	3	0	0	1	0
Elliott Maddox, R (1, 5) OBP: 0.426, SLG: 0.333	K		G4-6-3		L5		FC5-4 BB			3	0	0	1	1	1	3
Lee Mazzilli, S (1, 3) OBP: 0.446, SLG: 0.283	1B BB			1-3		5-3	FC5-4			3	0	0	0	1	0	3
Jerry Morales, R (1, 8) OBP: 0.313, SLG: 0.327	1B			F8		K		1-3		4	0	1	0	0	1	0
John Stearns, R (1, 2) OBP: 0.348, SLG: 0.459		F3		S 1B		F8		F8		4	0	1	0	0	0	0
Joel Youngblood, R (1, 9) OBP: 0.369, SLG: 0.400		1B		BB			6-3	6-3		3	0	1	0	1	0	0
Dan Norman, R (1, 7) OBP: 0.133, SLG: 0.333		K		F8			1-3		F8	4	0	0	0	0	1	3
Doug Flynn, R (1, 4) OBP: 0.299, SLG: 0.317		F4			L5 1B		1B BB BB 1B		F4-3	4	1	2	0	0	0	1
Pete Falcone, L (1, 1)			1-3		K		BB 1B BB		K	2	0	0	0	0	1	1
Jose Cardenal, R (7, PH) OBP: 0.333, SLG: 0.143										0	0	0	0	1	0	0
Neil Allen, R (8, 1)										0	0	0	0	0	0	0
Alex Trevino, R (9, PH) OBP: 0.200, SLG: 0.200										1	0	0	0	0	1	0

	AB	32
	R	1
	H	8
	RBI	1
	BB	4
	SO	6
	LOB	11

Inning Stats	1	2	3	4	5	6	7	8	9
	R: 0 E: 0 K: 2 S: 7	H: 1 LOB: 2 BB: 1 P: 11	R: 0 E: 0 K: 1 S: 6	H: 1 LOB: 1 BB: 0 P: 6	R: 0 E: 0 K: 0 S: 3	H: 1 LOB: 0 BB: 0 P: 3	R: 0 E: 0 K: 0 S: 4	H: 1 LOB: 2 BB: 1 P: 8	R: 0 E: 0 K: 1 S: 6	H: 2 LOB: 1 BB: 0 P: 6	R: 0 E: 0 K: 1 S: 5	H: 0 LOB: 0 BB: 0 P: 5	R: 1 E: 0 K: 0 S: 5	H: 2 LOB: 3 BB: 2 P: 13	R: 0 E: 0 K: 0 S: 3	H: 0 LOB: 0 BB: 0 P: 3	R: 0 E: 0 K: 1 S: 5	H: 0 LOB: 0 BB: 0 P: 5

	1B: 8	SF: 0	WP: 0	PA: 36
	2B: 1	SAC: 0	PB: 0	
	3B: 0	DP: 2	SB: 1	
	HR: 0	HBP: 0	CS: 0	

PITCHER		IP	WLS	BF	H	R	ER	SO	BB	IBB	HBP	BLK	WP	HR	S	P	ERA	WHIP
Steve Carlton, L ERA: 2.03	(1, 1)	6.2	W	29	8	1	1	5	4	0	0	0	0	0	35	51	1.35	1.800
Tug McGraw, L ERA: 3.24	(7, 1)	2.1	S	7	0	0	0	1	0	0	0	0	0	0	9	9	0.00	0.000

PITCHER	IP	WLS	BF	H	R	ER	SO	BB	IBB	HBP	BLK	WP	HR	S	P	ERA	WHIP

Batter	1	2	3	4	5	6	7	8	9	AB	R	H	RBI	BB	SO	LOB
Ozzie Smith, S (1, 6) OBP: 0.341, SLG: 0.292	H 1-0 F4-3 HBP		x 0-0 ① F7			x 0-0 ① F8		x 0-0 ③ F8		3	0	0	0	0	0	0
Dave Cash, R (1, 4) OBP: 0.298, SLG: 0.250	x 0-0 ① F4-3 1-2		x 0-0 ② F8			x 0-0 ② 6-3			S S S 0-3 ① K	4	0	0	0	0	1	1
Gene Tenace, R (1, 2) OBP: 0.364, SLG: 0.395	x 0-0 ② F4		x 0-0 ③ 5-3			S S S 0-3 ③ K			S S S 0-3 ② K	4	0	0	0	0	2	1
Dave Winfield, R (1, 9) OBP: 0.341, SLG: 0.406	x 0-0 ③ 6-3			x 0-0 ① 6-3			x 0-0 ① F8		x 0-0 ③ F4-3	4	0	0	0	0	0	1
Willie Montanez, L (1, 3) OBP: 0.274, SLG: 0.368		B B B B 4-0 1B E BB		x 0-0 ② G3			x 0-0 ② F7			2	1	0	0	1	0	0
Jerry Mumphrey, S (1, 8) OBP: 0.319, SLG: 0.302		x 0-0 ① 1-3 1B		S S S 0-3 ③ K			x 0-0 1B			3	0	2	0	0	1	0
Gene Richards, L (1, 7) OBP: 0.254, SLG: 0.281		B B B B 4-0 E BB			x 0-0 ① F9		S S S 0-3 ③ K			2	0	0	0	1	1	1
Aurelio Rodriguez, R (1, 5) OBP: 0.290, SLG: 0.333 Von Joshua, L (8, PH) OBP: 0.267, SLG: 0.154 Barry Evans, R (8, 5) OBP: 0.421, SLG: 0.286		x 0-0 ② 5-3 1-3 3-H			x 0-0 ② F6			x 0-0 ① F9		2 1 0	0 0 0	0 0 0	0 0 0	0 0 0	0 0 0	1 0 0
Rick Wise, R (1, 1) OBP: 0.222, SLG: 0.250 John D'Acquisto, R (7, 1) Jerry Turner, L (8, PH) OBP: 0.296, SLG: 0.240 Steve Mura, R (8, 1) OBP: 0.500, SLG: 1.000		S S S 0-3 ③ K			x 0-0 ③ F2			x 0-0 ② 3-1		2 0 1 0	0 0 0 0	0 0 0 0	0 0 0 0	1 0 0 0	0 0 0 0	1 0 0 0
Inning Stats	R: 0 E: 0 K: 0 S: 3 H: 0 LOB: 1 BB: 0 P: 4	R: 1 E: 1 K: 1 S: 5 H: 1 LOB: 1 BB: 2 P: 13	R: 0 E: 0 K: 0 S: 3 H: 0 LOB: 0 BB: 0 P: 3	R: 0 E: 0 K: 1 S: 5 H: 0 LOB: 0 BB: 0 P: 5	R: 0 E: 0 K: 0 S: 3 H: 0 LOB: 0 BB: 0 P: 3	R: 0 E: 0 K: 1 S: 5 H: 0 LOB: 0 BB: 0 P: 5	R: 0 E: 0 K: 1 S: 6 H: 1 LOB: 1 BB: 0 P: 6	R: 0 E: 0 K: 0 S: 3 H: 0 LOB: 0 BB: 0 P: 3	R: 0 E: 0 K: 2 S: 7 H: 0 LOB: 0 BB: 0 P: 7	1B: 2 2B: 0 3B: 0 HR: 0	SF: 0 SAC: 0 DP: 0 HBP: 1						

TOP

San Diego Padres @ New York Mets

Shea Stadium, Flushing, NY

Fri May 02 1980, 7:05 PM EDT

Att. 8,037 - Unknown

livebaseballscorecards.com

AB	28
R	1
H	2
RBI	0
BB	2
SO	6
LOB	6

PITCHER		IP	WLS	BF	H	R	ER	SO	BB	IBB	HBP	BLK	WP	HR	S	P	ERA	WHIP
Ray Burris, R ERA: 2.7	(1, 1)	8.0	L	28	2	1	0	4	2	0	1	0	0	0	33	42	0.00	0.500
Jeff Reardon, R ERA: 2.45	(9, 1)	1.0		3	0	0	0	2	0	0	0	0	0	0	7	7	0.00	0.000

PITCHER		IP	WLS	BF	H	R	ER	SO	BB	IBB	HBP	BLK	WP	HR	S	P	ERA	WHIP

BOTTOM

San Diego Padres @ New York Mets

Shea Stadium, Flushing, NY

Fri May 02 1980, 7:05 PM EDT

Att. 8,037 - Unknown

livebaseballscorecards.com

Batter	1	2	3	4	5	6	7	8	9	AB	R	H	RBI	BB	SO	LOB
Frank Taveras, R (1, 6) OBP: 0.288, SLG: 0.297	6-3		F6			6-3		6-3		4	0	0	0	0	0	1
Elliott Maddox, R (1, 5) OBP: 0.415, SLG: 0.327	6-3		1B (1-2)			6-3		4-3		4	0	1	0	0	0	0
Lee Mazzilli, S (1, 3) OBP: 0.449, SLG: 0.286	BB (CS)		K			4-3			1B (CS)	3	0	1	0	1	1	2
Mike Jorgensen, L (1, 7) OBP: 0.382, SLG: 0.310	CS (1-2)	1B (FC6-4, 9-2)		K			4-3		K (1-2)	4	0	1	0	0	2	1
John Stearns, R (1, 2) OBP: 0.370, SLG: 0.492		1B (FC6-4, 1-2)		6-3			2B		1B	4	0	3	0	0	0	0
Jerry Morales, R (1, 8) OBP: 0.294, SLG: 0.305		FC6-4 (1-2f, 2-3)		P6			F2		K	4	0	0	0	0	1	4
Joel Youngblood, R (1, 9) OBP: 0.368, SLG: 0.386		9-2 (3-Hf)			F9		BB			2	0	0	0	1	0	2
Doug Flynn, R (1, 4) OBP: 0.286, SLG: 0.303			F4-3		F2		F9			3	0	0	0	0	0	2
Ray Burris, R (1, 1) OBP: 0.100, SLG: 0.100			1B		K			6-3		2	0	1	0	0	1	0
Dan Norman, R (8, PH) OBP: 0.125, SLG: 0.313										1	0	0	0	0	0	0
Jeff Reardon, R (9, 1)										0	0	0	0	0	0	0
Inning Stats	R: 0 E: 0 K: 0 S: 2 H: 0 LOB: 0 BB: 1 P: 6	R: 0 E: 0 K: 0 S: 4 H: 2 LOB: 1 BB: 0 P: 4	R: 0 E: 0 K: 1 S: 7 H: 2 LOB: 2 BB: 0 P: 7	R: 0 E: 0 K: 1 S: 5 H: 0 LOB: 0 BB: 0 P: 5	R: 0 E: 0 K: 1 S: 5 H: 0 LOB: 0 BB: 0 P: 5	R: 0 E: 0 K: 0 S: 3 H: 0 LOB: 0 BB: 0 P: 3	R: 0 E: 0 K: 0 S: 4 H: 1 LOB: 2 BB: 1 P: 8	R: 0 E: 0 K: 0 S: 3 H: 0 LOB: 0 BB: 0 P: 3	R: 0 E: 0 K: 2 S: 8 H: 2 LOB: 1 BB: 0 P: 8	1B: 6 2B: 2 3B: 0 HR: 0 SF: 0 SAC: 0 DP: 1 HBP: 0							

AB	31
R	0
H	7
RBI	0
BB	2
SO	5
LOB	12

WP: 0 PB: 0 SB: 0 CS: 2 PA: 34

PITCHER		IP	WLS	BF	H	R	ER	SO	BB	IBB	HBP	BLK	WP	HR	S	P	ERA	WHIP
Rick Wise, R ERA: 4.38	(1, 1)	6.1	W	23	5	0	0	3	1	0	0	0	0	0	28	32	0.00	0.947
John D'Acquisto, R ERA: 4.66	(7, 1)	0.2		3	0	0	0	0	1	0	0	0	0	0	2	6	0.00	1.500
Steve Mura, R ERA: 1.84	(8, 1)	2.0	S	7	2	0	0	2	0	0	0	0	0	0	11	11	0.00	1.000

PITCHER	IP	WLS	BF	H	R	ER	SO	BB	IBB	HBP	BLK	WP	HR	S	P	ERA	WHIP

Batter	1	2	3	4	5	6	7	8	9	AB	R	H	RBI	BB	SO	LOB
Ozzie Smith, S (1, 6) OBP: 0.337, SLG: 0.303	F4-3		2-H 2B		5-3			3-1		4	0	1	1	0	0	0
Dave Cash, R (1, 4) OBP: 0.284, SLG: 0.237	F9		5-3			5-3		5-3		4	0	0	0	0	0	1
Gene Richards, L (1, 7) OBP: 0.268, SLG: 0.309	F7			E 1B F4-3 1B		F9 2B			L8	4	1	2	0	0	0	0
Dave Winfield, R (1, 9) OBP: 0.360, SLG: 0.408		BBB F4-6-3 BB		F4-3 E 1-2 CS 1B		F9 2-3			BBB CS BB	2	0	1	0	2	0	1
Von Joshua, L (9, 9) OBP: 0.267, SLG: 0.154										0	0	0	0	0	0	0
Willie Montanez, L (1, 3) OBP: 0.260, SLG: 0.347		F4-6-3 1-2		SSS K 1-2 2-3		F5			F7 1-2	4	0	0	0	0	1	5
Rollie Fingers, R (9, 1)										0	0	0	0	0	0	0
Jerry Mumphrey, S (1, 8) OBP: 0.306, SLG: 0.288		SSS K		F4-3 2-3 3-H			SSS K			3	0	0	1	0	2	1
Gene Tenace, R (1, 2) OBP: 0.362, SLG: 0.378			F8	IBB			5-3			2	0	0	0	1	0	0
(9, 3)																
Barry Evans, R (1, 5) OBP: 0.409, SLG: 0.294			SH5-4 2B 1B	F 3-H	F9		SSS K			4	1	1	0	0	1	2
Gary Lucas, L (1, 1) OBP: 0.143, SLG: 0.143			SH5-4 1-2		SSS K			SSS K		2	0	0	0	0	2	0
Bill Fahey, L (9, 2) OBP: 0.258, SLG: 0.233										0	0	0	0	0	0	0
Inning Stats	R: 0 E: 0 K: 0 S: 3 H: 0 LOB: 0 BB: 0 P: 3	R: 0 E: 0 K: 1 S: 4 H: 0 LOB: 0 BB: 1 P: 8	R: 1 E: 0 K: 0 S: 5 H: 2 LOB: 1 BB: 0 P: 5	R: 1 E: 1 K: 1 S: 6 H: 2 LOB: 1 BB: 1 P: 10	R: 0 E: 0 K: 1 S: 5 H: 0 LOB: 0 BB: 0 P: 5	R: 0 E: 0 K: 0 S: 4 H: 1 LOB: 1 BB: 0 P: 4	R: 0 E: 0 K: 2 S: 7 H: 0 LOB: 0 BB: 0 P: 7	R: 0 E: 0 K: 1 S: 5 H: 0 LOB: 0 BB: 0 P: 5	R: 0 E: 0 K: 0 S: 2 H: 0 LOB: 0 BB: 1 P: 6	1B: 3 2B: 2 3B: 0 HR: 0	SF: 0 SAC: 1 DP: 1 HBP: 0						

TOP

San Diego Padres @ New York Mets

Shea Stadium, Flushing, NY

Sat May 03 1980, 3:33 AM EDT

Att. 9,462 - Unknown

livebaseballscorecards.com

AB	29
R	2
H	5
RBI	2
BB	3
SO	6
LOB	10

PITCHER		IP	WLS	BF	H	R	ER	SO	BB	IBB	HBP	BLK	WP	HR	S	P	ERA	WHIP
Craig Swan, R ERA: 2.67	(1, 1)	6.0	L	24	5	2	1	3	1	1	0	0	0	0	27	35	1.50	1.000
Tom Hausman, R ERA: 6.52	(7, 1)	2.0		6	0	0	0	3	0	0	0	0	0	0	12	12	0.00	0.000
Neil Allen, R ERA: 6.87	(9, 1)	1.0		3	0	0	0	0	1	0	0	0	0	0	2	6	0.00	1.000

PITCHER	IP	WLS	BF	H	R	ER	SO	BB	IBB	HBP	BLK	WP	HR	S	P	ERA	WHIP

Batter	1	2	3	4	5	6	7	8	9	AB	R	H	RBI	BB	SO	LOB
Frank Taveras, R (1, 6) OBP: 0.286, SLG: 0.295	L6		F2			1-2 1B		4-3		4	0	1	0	0	0	1
Elliott Maddox, R (1, 5) OBP: 0.391, SLG: 0.305	K			F8		F7			K	4	0	0	0	0	2	2
Joel Youngblood, R (1, 9) OBP: 0.375, SLG: 0.443	CS 1B			P4		K			HR	4	1	2	1	0	1	2
John Stearns, R (1, 3) OBP: 0.351, SLG: 0.464	CS 1-2	5-3		F8			4-3		P4	4	0	0	0	0	0	0
Jerry Morales, R (1, 8) OBP: 0.278, SLG: 0.286		F7			K		F2		F7	4	0	0	0	0	1	0
Dan Norman, R (1, 7) OBP: 0.158, SLG: 0.316		F8			5-3		1B			3	0	1	0	0	0	0
Alex Trevino, R (1, 2) OBP: 0.250, SLG: 0.143			FC6-4 BB		4-3		L4			2	0	0	0	1	0	1
Doug Flynn, R (1, 4) OBP: 0.274, SLG: 0.290			FC6-4 SH1-4 1-2f			F4		F7		3	0	0	0	0	0	1
Craig Swan, R (1, 1) OBP: 0.625, SLG: 0.400			SH1-4 1-2			1B BB		F3		0	0	0	0	0	0	0
Mario Ramirez, R (6, PH)										0	0	0	0	1	0	0
Tom Hausman, R (7, 1)										0	0	0	0	0	0	0
Lee Mazzilli, S (8, PH) OBP: 0.443, SLG: 0.281										1	0	0	0	0	0	0
Neil Allen, R (9, 1)										0	0	0	0	0	0	0
Inning Stats	R: 0 E: 0 K: 1 S: 5 H: 1 LOB: 0 BB: 0 P: 5	R: 0 E: 0 K: 0 S: 3 H: 0 LOB: 0 BB: 0 P: 3	R: 0 E: 0 K: 0 S: 3 H: 0 LOB: 1 BB: 1 P: 7	R: 0 E: 0 K: 0 S: 3 H: 0 LOB: 0 BB: 0 P: 3	R: 0 E: 0 K: 1 S: 5 H: 0 LOB: 0 BB: 0 P: 5	R: 0 E: 0 K: 1 S: 6 H: 1 LOB: 2 BB: 1 P: 10	R: 0 E: 0 K: 0 S: 4 H: 1 LOB: 1 BB: 0 P: 4	R: 0 E: 0 K: 0 S: 3 H: 0 LOB: 0 BB: 0 P: 3	R: 1 E: 0 K: 1 S: 6 H: 1 LOB: 0 BB: 0 P: 6	1B: 3 2B: 0 3B: 0 HR: 1 SF: 0 SAC: 1 DP: 0 HBP: 0						

PITCHER	IP	WLS	BF	H	R	ER	SO	BB	IBB	HBP	BLK	WP	HR	S	P	ERA	WHIP
Gary Lucas, L (1, 1) ERA: 1.5	8.1	W	30	4	1	1	4	2	0	0	0	0	1	36	44	1.08	0.720
Rollie Fingers, R (9, 1) ERA: 2.89	0.2	S	2	0	0	0	0	0	0	0	0	0	0	2	2	0.00	0.000

PITCHER	IP	WLS	BF	H	R	ER	SO	BB	IBB	HBP	BLK	WP	HR	S	P	ERA	WHIP

BOTTOM

San Diego Padres @ New York Mets

Shea Stadium, Flushing, NY

Sat May 03 1980, 3:33 AM EDT

Att. 9,462 - Unknown

livebaseballscorecards.com

AB	29
R	1
H	4
RBI	1
BB	2
SO	4
LOB	7

WP: 0 PA: 33
PB: 0
SB: 0
CS: 1

San Diego Padres @ New York Mets

Shea Stadium, Flushing, NY

Sun May 04 1980, 3:33 AM EDT

Unknown

TOP

livebaseballscorecards.com

Batter	1	2	3	4	5	6	7	8	9	AB	R	H	RBI	BB	SO	LOB
Ozzie Smith, S (1, 6) OBP: 0.330, SLG: 0.288	F4	F4-6-3 1-2		F4-3			BB		F9	4	0	0	0	1	0	1
Dave Cash, R (1, 4) OBP: 0.280, SLG: 0.225	L9		1B BB		5-3		F2		F9	4	1	0	0	1	0	1
Gene Richards, L (1, 7) OBP: 0.293, SLG: 0.347	2B		1B 1-2		F4-3			E 1B		4	1	3	0	0	0	0
Dave Winfield, R (1, 9) OBP: 0.367, SLG: 0.405	BB		F8		F6			E9 1-H	1B	3	0	1	0	1	0	2
Gene Tenace, R (1, 2) OBP: 0.355, SLG: 0.367	F9		1B 1-3 2-H			F9		K		4	0	1	1	0	1	3
Jerry Mumphrey, S (1, 8) OBP: 0.303, SLG: 0.286		1B HR	F7			F4-3		K		4	1	1	0	0	1	3
Willie Montanez, L (1, 3) OBP: 0.259, SLG: 0.333		K	K			K		IBB		3	0	0	0	1	3	3
Aurelio Rodriguez, R (1, 5) OBP: 0.294, SLG: 0.424		HR 1-H		L6			F9	1-3		3	1	1	2	0	0	0
Jerry Turner, L (8, PH) OBP: 0.286, SLG: 0.231										1	0	0	0	0	0	2
Barry Evans, R (8, 5) OBP: 0.409, SLG: 0.294										0	0	0	0	0	0	0
John Curtis, L (1, 1) OBP: 0.182, SLG: 0.100		BB F4-6-3		F4-3			K		F7	3	0	0	0	1	1	0
Bob Shirley, R (9, 1)										0	0	0	0	0	0	0

Inning Stats	1	2	3	4	5	6	7	8	9
	R: 0 E: 0 K: 0 S: 4	H: 1 LOB: 2 BB: 1 P: 8	R: 2 E: 0 K: 1 S: 6	H: 2 LOB: 0 BB: 1 P: 10	R: 1 E: 0 K: 1 S: 7	H: 2 LOB: 2 BB: 1 P: 11	R: 0 E: 0 K: 0 S: 3	H: 0 LOB: 0 BB: 0 P: 3	R: 0 E: 0 K: 0 S: 3	H: 0 LOB: 0 BB: 0 P: 3	R: 0 E: 0 K: 1 S: 5	H: 0 LOB: 0 BB: 0 P: 5	R: 0 E: 0 K: 1 S: 5	H: 0 LOB: 1 BB: 1 P: 9	R: 1 E: 1 K: 2 S: 9	H: 2 LOB: 2 BB: 1 P: 13	R: 0 E: 0 K: 0 S: 3	H: 0 LOB: 0 BB: 0 P: 3

| | | | | | | | | | |

Batter	1	2	3	4	5	6	7	8	9	AB	R	H	RBI	BB	SO	LOB
Frank Taveras, R (1, 6) OBP: 0.284, SLG: 0.284	BBBB 4-0 E BLK BB	x 0-0 ③ 6-3			SSS 0-3 ② K			x 0-0 ① F3		3	1	0	0	1	1	0
Jose Cardenal, R (1, 3) OBP: 0.308, SLG: 0.182	x 0-0 E9 G3 1-H 2B 1B	x 0-0 ① 5-3			x 0-0 ③ F7			x 0-0 ② 6-3		4	1	1	1	0	0	0
Joel Youngblood, R (1, 9) OBP: 0.355, SLG: 0.415	x 0-0 ① G3 2-3	x 0-0 ② 6-3				x 0-0 ① 5-3		x 0-0 ③ 6-3		4	0	0	0	0	0	1
John Stearns, R (1, 2) OBP: 0.346, SLG: 0.466	x 0-0 FC6-5-4 3-H 2B	x 0-0 ③ L7				x 0-0 ② 6-3			x 0-0 ① F8	4	0	1	1	0	0	0
Jerry Morales, R (1, 8) OBP: 0.263, SLG: 0.269	x 0-0 ② FC6-5-4 S 2-3 1B			x 0-0 ① 4-3		x 0-0 ③ 1-3			x 0-0 ② F9	4	1	0	0	0	0	1
Alex Trevino, R (1, 5) OBP: 0.417, SLG: 0.300 Mario Ramirez, R (9, PR)	x 0-0 1-H 1B			x 0-0 ② F9			x 0-0 1B		BBBB 4-0 BB	3 0	0 0	2 0	1 0	1 0	0 0	0 0
Dan Norman, R (1, 7) OBP: 0.174, SLG: 0.304	x 0-0 ③ F3			x 0-0 1B			SSS 0-3 ① K		x 0-0 ③ F7	4	0	1	0	0	1	3
Doug Flynn, R (1, 4) OBP: 0.263, SLG: 0.278		x 0-0 ① F8		x 0-0 ③ F8			x 0-0 ② F8			3	0	0	0	0	0	2
Kevin Kobel, R (1, 1) Tom Hausman, R (3, 1) Steve Henderson, R (7, PH) OBP: 0.320, SLG: 0.362 Jeff Reardon, R (8, 1)		x 0-0 ② 5-3			SSS 0-3 ① K		SSS 0-3 ③ K			1 1 1 0	0 0 0 0	0 0 0 0	0 0 0 0	0 1 1 0	0 0 0 0	0 0 1 0
Inning Stats	R: 3 H: 3 E: 1 LOB: 1 K: 0 BB: 1 S: 6 P: 10	R: 0 H: 0 E: 0 LOB: 0 K: 0 BB: 0 S: 3 P: 3	R: 0 H: 0 E: 0 LOB: 0 K: 0 BB: 0 S: 3 P: 3	R: 0 H: 1 E: 0 LOB: 1 K: 0 BB: 0 S: 4 P: 4	R: 0 H: 0 E: 0 LOB: 0 K: 2 BB: 0 S: 7 P: 7	R: 0 H: 0 E: 0 LOB: 0 K: 0 BB: 0 S: 3 P: 3	R: 0 H: 1 E: 0 LOB: 1 K: 2 BB: 0 S: 8 P: 8	R: 0 H: 0 E: 0 LOB: 0 K: 0 BB: 0 S: 3 P: 3	R: 0 H: 0 E: 0 LOB: 0 K: 0 BB: 1 S: 3 P: 7	1B: 4 SF: 0 2B: 1 SAC: 0 3B: 0 DP: 0 HR: 0 HBP: 0						WP: 0 PA: 34 PB: 0 SB: 1 CS: 0	

PITCHER		IP	WLS	BF	H	R	ER	SO	BB	IBB	HBP	BLK	WP	HR	S	P	ERA	WHIP
John Curtis, L ERA: 3.67	(1, 1)	8.2	W	33	5	3	3	4	2	0	0	1	0	0	39	47	3.12	0.808
Bob Shirley, L ERA: 1.84	(9, 1)	0.1	S	1	0	0	0	0	0	0	0	0	0	0	1	1	0.00	0.000

PITCHER	IP	WLS	BF	H	R	ER	SO	BB	IBB	HBP	BLK	WP	HR	S	P	ERA	WHIP

BOTTOM

San Diego Padres @ New York Mets

Shea Stadium, Flushing, NY

Sun May 04 1980, 3:33 AM EDT

Unknown

livebaseballscorecards.com

AB	32
R	3
H	5
RBI	3
BB	2
SO	4
LOB	8

San Diego Padres @ New York Mets

Shea Stadium, Flushing, NY

Sun May 04 1980, 3:38 AM EDT

Att. 26,980 - Unknown

TOP

livebaseballscorecards.com

Batter	1	2	3	4	5	6	7	8	9	AB	R	H	RBI	BB	SO	LOB
Ozzie Smith, S (1, 6) OBP: 0.333, SLG: 0.277	6-3	F9		G6-3, BB			1-2 BB		G3	3	0	0	0	2	0	2
Dave Cash, R (1, 4) OBP: 0.276, SLG: 0.214	CS, BB		F4-3	G6-3 1-2f			F4-6 2-3		K	4	0	0	0	1	1	5
Gene Richards, L (1, 7) OBP: 0.300, SLG: 0.342	1B, 1-2, BB		BLK, S, 1B		K		K		6-3	4	0	1	0	1	2	1
Dave Winfield, R (1, 9) OBP: 0.383, SLG: 0.423	FC6-4, 1-2, 1B		K, 1-3		F6-4-3, 1B			F8, BB, F4-3, 1B		4	1	3	0	0	1	1
Jerry Mumphrey, S (1, 8) OBP: 0.300, SLG: 0.274	FC6-4 1-2f		L6		F6-4-3 1-2			F4-3, 1-2, BB		3	0	0	0	1	0	4
Bill Fahey, L (1, 2) OBP: 0.286, SLG: 0.242		SH1-4, 1B, 1B		BB, 1B, BB		1-3		F8 2-3		3	1	1	0	1	0	2
Willie Montanez, L (1, 3) OBP: 0.259, SLG: 0.321		F9		SH3-4, 1B 1-2, BB		F8		F4-3 1-2, 3-H		3	0	0	1	1	0	2
Barry Evans, R (1, 5) OBP: 0.462, SLG: 0.350		SH1-4 1-2, 1B		SH3-4 1-2, 2-H, 1B		F7		BB		3	0	2	1	1	0	0
Eric Rasmussen, R (1, 1) OBP: 0.167, SLG: 0.333 Dennis Kinney, L (5, 1) Paul Dade, R (7, PH) OBP: 0.318, SLG: 0.250 Steve Mura, R (7, 1) OBP: 0.500, SLG: 1.000 Jerry Turner, L (8, PH) OBP: 0.276, SLG: 0.222 John D'Acquisto, R (8, 1)		SH1-4 1-2, 2-3		SH3-4 1-2, 2-3			F4-6, BB, BB		F5	0 0 0 0 1 0	0 0 0 0 0 0	0 0 0 0 0 0	0 0 0 1 0 0	0 0 0 0 0 0	0 0 0 0 0 0	0 0 0 0 2 0

Inning Stats																								
	R: 0	E: 0	K: 0	S: 3	H: 1	LOB: 2	BB: 2	P: 11	R: 0	E: 0	K: 0	S: 5	H: 2	LOB: 2	BB: 0	P: 5	R: 0	E: 0	K: 1	S: 6	H: 1	LOB: 1	BB: 0	P: 6
	R: 1	E: 0	K: 0	S: 3	H: 1	LOB: 2	BB: 3	P: 15	R: 0	E: 0	K: 1	S: 5	H: 1	LOB: 0	BB: 0	P: 5	R: 0	E: 0	K: 0	S: 3	H: 0	LOB: 0	BB: 0	P: 3
	R: 0	E: 0	K: 1	S: 4	H: 0	LOB: 1	BB: 2	P: 12	R: 1	E: 0	K: 0	S: 4	H: 1	LOB: 2	BB: 2	P: 12	R: 0	E: 0	K: 1	S: 5	H: 0	LOB: 0	BB: 0	P: 5
	1B: 7	2B: 1	3B: 0	HR: 0	SF: 0	SAC: 2	DP: 3	HBP: 0	WP: 0	PB: 0	SB: 1	CS: 1	PA: 39											

PITCHER		IP	WLS	BF	H	R	ER	SO	BB	IBB	HBP	BLK	WP	HR	S	P	ERA	WHIP
John Pacella, R ERA: 3.27	(1, 1)	3.1		18	5	1	1	1	4	0	0	1	0	0	16	32	2.70	2.700
Ed Glynn, L ERA: 4.26	(4, 1)	2.2	W	10	1	0	0	1	3	0	0	0	0	0	9	21	0.00	1.500
Neil Allen, R ERA: 6.33	(7, 1)	3.0	S	11	1	1	1	2	2	0	0	0	0	0	13	21	3.00	1.000

PITCHER	IP	WLS	BF	H	R	ER	SO	BB	IBB	HBP	BLK	WP	HR	S	P	ERA	WHIP

AB	28
R	2
H	7
RBI	2
BB	9
SO	4
LOB	19

Batter	1	2	3	4	5	6	7	8	9	AB	R	H	RBI	BB	SO	LOB
Lee Mazzilli, S (1, 3) OBP: 0.429, SLG: 0.306	F9	L6			K	3B		F9		5	0	1	1	0	1	1
Frank Taveras, R (1, 6) OBP: 0.280, SLG: 0.291	G3		4-3		E 2B	6-3		F9		5	1	1	0	0	0	1
Joel Youngblood, R (1, 8) OBP: 0.350, SLG: 0.406	6-3		F8		E1 1B		F9			4	0	1	0	0	0	0
Mike Jorgensen, L (1, 9) OBP: 0.421, SLG: 0.438		1B 1B	G3		BB IBB		HR			3	2	2	1	1	0	0
Steve Henderson, R (1, 7) OBP: 0.370, SLG: 0.408		BB 1B 1B		2B	BB		6-3 BB			2	1	2	0	2	0	0
Ron Hodges, L (1, 2) OBP: 0.300, SLG: 0.250		F1-6-3 1B BB		K	F5		6-3			1	1	0	0	1	1	1
John Stearns, R (5, PH) OBP: 0.337, SLG: 0.453 (6, 2)										2	0	0	0	0	0	4
Elliott Maddox, R (1, 5) OBP: 0.425, SLG: 0.317		F1-6-3 1B		F5-4-3 HBP		FC4-6 BB	BB			1	0	1	2	2	0	0
Doug Flynn, R (1, 4) OBP: 0.250, SLG: 0.263		F1-6-3		F5-4-3		FC4-6 SH5-4 3B	F6			4	1	0	0	0	0	7
John Pacella, R (1, 1) OBP: 1.000, SLG: 1.000		1B			5-3	SH5-4		K		1	0	1	1	0	0	0
Ed Glynn, R (4, 1)										1	0	0	0	0	0	0
Neil Allen, R (7, 1)										1	0	0	0	0	1	0
Inning Stats	R: 0 E: 0 K: 0 S: 3 H: 0 LOB: 0 BB: 0 P: 3	R: 3 E: 0 K: 0 S: 6 H: 4 LOB: 1 BB: 1 P: 10	R: 0 E: 0 K: 0 S: 3 H: 0 LOB: 0 BB: 0 P: 3	R: 0 E: 0 K: 1 S: 5 H: 1 LOB: 1 BB: 0 P: 6	R: 1 E: 1 K: 1 S: 7 H: 2 LOB: 3 BB: 2 P: 15	R: 1 E: 0 K: 0 S: 4 H: 1 LOB: 1 BB: 1 P: 8	R: 1 E: 0 K: 0 S: 4 H: 1 LOB: 2 BB: 2 P: 12	R: 0 E: 0 K: 1 S: 5 H: 0 LOB: 0 BB: 0 P: 5		1B: 5 2B: 2 3B: 1 HR: 1	SF: 0 SAC: 1 DP: 2 HBP: 1						

BOTTOM

San Diego Padres @ New York Mets

Shea Stadium, Flushing, NY

Sun May 04 1980, 3:38 AM EDT

Att. 26,980 - Unknown

livebaseballscorecards.com

AB	30
R	6
H	9
RBI	5
BB	6
SO	3
LOB	14

WP: 0 PB: 0 SB: 0 CS: 0 PA: 38

PITCHER		IP	WLS	BF	H	R	ER	SO	BB	IBB	HBP	BLK	WP	HR	S	P	ERA	WHIP
Eric Rasmussen, R ERA: 4.23	(1, 1)	4.2	L	23	7	4	4	2	2	1	1	0	0	0	23	36	7.71	1.929
Dennis Kinney, L ERA: 9.53	(5, 1)	1.1		6	1	1	1	0	1	0	0	0	0	0	5	9	6.75	1.500
Steve Mura, R ERA: 2.3	(7, 1)	1.0		6	1	1	1	0	2	0	0	0	0	1	4	12	9.00	3.000
John D'Acquisto, R ERA: 4.22	(8, 1)	1.0		3	0	0	0	1	0	0	0	0	0	0	5	5	0.00	0.000

PITCHER	IP	WLS	BF	H	R	ER	SO	BB	IBB	HBP	BLK	WP	HR	S	P	ERA	WHIP

Batter	1	2	3	4	5	6	7	8	9	10	AB	R	H	RBI	BB	SO	LOB
Dave Collins, S (1, 7) OBP: 0.328, SLG: 0.344	SH2-3 1B	F9			L6		FC4 1B		F8 1-2		5	0	2	0	0	0	4
Junior Kennedy, R (1, 4) OBP: 0.355, SLG: 0.407	SH2-3 1-2		F4-3		1B		FC4 1B 1-2f		BB		3	0	1	0	1	0	1
Ken Griffey, L (1, 9) OBP: 0.392, SLG: 0.440	F4-6-3 BB		6-3 3B		F4-3		1-3 1B		P6		4	1	2	0	1	0	3
Ray Knight, R (1, 5) OBP: 0.305, SLG: 0.462	F4-6-3 1-2		6-3 3-H			BB WP SF8-3 1B	1-3			K	5	1	1	1	0	1	4
Dan Driessen, L (1, 3) OBP: 0.333, SLG: 0.313		F8 S BB	F4-3			SF8-3 BB 1-2 BB		F8		BB 1B	3	0	1	0	2	0	0
Johnny Bench, R (1, 2) OBP: 0.299, SLG: 0.314		F4 1-2		K		K		K		BB 1-2	4	0	0	0	1	3	3
Dave Concepcion, R (1, 6) OBP: 0.238, SLG: 0.350		F8 BB		F8		1-2 2-3 BB		K		K	3	0	0	0	2	2	2
Cesar Geronimo, L (1, 8) OBP: 0.239, SLG: 0.326		F8 1-2 2-3		G3		SF8-3 2-3 3-H			K	F7	4	0	0	1	0	1	4
Tom Seaver, R (1, 1) OBP: 0.273, SLG: 0.222					F9		K		BB S		2	0	0	0	1	1	0
Harry Spilman, L (9, PH) OBP: 0.267, SLG: 0.250											0	0	0	0	1	0	0
Sam Mejias, R (9, PR) OBP: 0.348, SLG: 0.318											0	0	0	0	0	0	0
Doug Bair, R (9, 1)											0	0	0	0	0	0	0
Inning Stats	R: 0 E: 0 K: 0 S: 3 H: 1 LOB: 1 BB: 1 P: 7	R: 0 E: 0 K: 0 S: 3 H: 0 LOB: 3 BB: 3 P: 15	R: 1 E: 0 K: 0 S: 4 H: 1 LOB: 0 BB: 0 P: 4	R: 0 E: 0 K: 1 S: 5 H: 0 LOB: 0 BB: 0 P: 5	R: 0 E: 0 K: 0 S: 4 H: 1 LOB: 1 BB: 0 P: 4	R: 1 E: 0 K: 1 S: 5 H: 1 LOB: 1 BB: 2 P: 13	R: 0 E: 0 K: 1 S: 7 H: 2 LOB: 2 BB: 0 P: 7	R: 0 E: 0 K: 2 S: 7 H: 0 LOB: 0 BB: 0 P: 7	R: 0 E: 0 K: 1 S: 5 H: 0 LOB: 2 BB: 2 P: 13	R: 0 E: 0 K: 2 S: 8 H: 1 LOB: 2 BB: 1 P: 12	1B: 6 2B: 1 3B: 1 HR: 0	SF: 1 SAC: 1 DP: 2 HBP: 0						

PITCHER	IP	WLS	BF	H	R	ER	SO	BB	IBB	HBP	BLK	WP	HR	S	P	ERA	WHIP
Mark Bomback, R (1, 1) ERA: 2.67	5.1		25	4	2	2	2	6	0	0	0	1	0	23	47	3.38	1.875
Ed Glynn, L (6, 1) ERA: 3.86	0.2		1	0	0	0	0	0	0	0	0	0	0	1	1	0.00	0.000
Pat Zachry, R (7, 1) ERA:	2.0		8	2	0	0	3	0	0	0	0	0	0	14	14	0.00	1.000
Jeff Reardon, R (9, 1) ERA: 1.8	2.0	W	10	1	0	0	3	3	0	0	0	0	0	13	25	0.00	2.000

PITCHER	IP	WLS	BF	H	R	ER	SO	BB	IBB	HBP	BLK	WP	HR	S	P	ERA	WHIP

TOP

Cincinnati Reds @ New York Mets

Shea Stadium, Flushing, NY

Mon May 05 1980, 7:05 PM EDT

Att. 11,412 - Unknown

livebaseballscorecards.com

AB	33
R	2
H	7
RBI	2
BB	9
SO	8
LOB	21

1B: 6	SF: 1	WP: 1	PA: 44
2B: 1	SAC: 1	PB: 0	
3B: 1	DP: 2	SB: 2	
HR: 0	HBP: 0	CS: 0	

Batter	1	2	3	4	5	6	7	8	9	10	AB	R	H	RBI	BB	SO	LOB
Joel Youngblood, R (1, 8) OBP: 0.357, SLG: 0.425	SH1-3 4-3 2B		K		L7			1B			4	1	2	0	0	1	1
Doug Flynn, R (1, 4) OBP: 0.241, SLG: 0.253	SH1-3 2-3		F6 CS			F4		F7			3	0	0	0	0	0	1
Lee Mazzilli, S (1, 3) OBP: 0.409, SLG: 0.288	4-3 3-H		F 1-2	F8		4-3			F8		5	0	0	1	0	0	1
Mike Jorgensen, L (1, 7) OBP: 0.381, SLG: 0.389	G3			K		F9			F8		4	0	0	0	0	1	0
John Stearns, R (1, 2) OBP: 0.333, SLG: 0.443		1B		F7			L5		K		4	0	1	0	0	1	0
Jose Cardenal, R (1, 9) OBP: 0.353, SLG: 0.267		F8			FC1-4-6 1B		6-3			FC1-6 1B	4	0	2	0	0	0	0
Alex Trevino, R (1, 5) OBP: 0.375, SLG: 0.286		1B			FC1-4-6 4-3 1-2f 2B		F8			FC1-6 1-2f 2B	4	2	1	0	0	0	2
Mario Ramirez, R (1, 6) Ron Hodges, L (10, PH) OBP: 0.364, SLG: 0.444		K			4-3 1-2			F7		1-H 2B	3 1	0 0	0 1	0 1	0 0	1 0	2 0
Mark Bomback, R (1, 1) OBP: 0.200, SLG: 0.222 Ed Glynn, R (6, 1) Pat Zachry, R (7, 1) Dan Norman, R (8, PH) OBP: 0.167, SLG: 0.292 Jeff Reardon, R (9, 1)			1-3		2-H 2B			6-3			2 0 0 1 0	0 0 0 0 0	1 0 0 0 0	1 0 0 0 0	0 0 0 0 0	0 0 0 0 0	0 0 0 0 0
Inning Stats	R: 1 H: 1 E: 0 LOB: 0 K: 0 BB: 0 S: 4 P: 4	R: 0 H: 2 E: 0 LOB: 1 K: 1 BB: 0 S: 6 P: 6	R: 0 H: 0 E: 1 LOB: 0 K: 1 BB: 0 S: 5 P: 5	R: 0 H: 0 E: 0 LOB: 0 K: 1 BB: 0 S: 5 P: 5	R: 1 H: 2 E: 0 LOB: 1 K: 0 BB: 0 S: 5 P: 5	R: 0 H: 0 E: 0 LOB: 0 K: 0 BB: 0 S: 3 P: 3	R: 0 H: 0 E: 0 LOB: 0 K: 0 BB: 0 S: 3 P: 3	R: 0 H: 1 E: 0 LOB: 1 K: 0 BB: 0 S: 4 P: 4	R: 0 H: 0 E: 0 LOB: 0 K: 1 BB: 0 S: 5 P: 5	R: 1 H: 2 E: 0 LOB: 1 K: 0 BB: 0 S: 3 P: 3	1B: 5 2B: 3 3B: 0 HR: 0	SF: 0 SAC: 1 DP: 0 HBP: 0			WP: 0 PB: 0 SB: 0 CS: 1	PA: 36		

PITCHER		IP	WLS	BF	H	R	ER	SO	BB	IBB	HBP	BLK	WP	HR	S	P	ERA	WHIP
Tom Seaver, R ERA: 3.58	(1, 1)	8.0		30	6	2	2	3	0	0	0	0	0	0	35	35	2.25	0.750
Doug Bair, R ERA: 1.64	(9, 1)	1.1	L	6	2	1	1	1	0	0	0	0	0	0	8	8	6.75	1.500

PITCHER	IP	WLS	BF	H	R	ER	SO	BB	IBB	HBP	BLK	WP	HR	S	P	ERA	WHIP

BOTTOM

Cincinnati Reds @ New York Mets

Shea Stadium, Flushing, NY

Mon May 05 1980, 7:05 PM EDT

Att. 11,412 - Unknown

livebaseballscorecards.com

AB	35
R	3
H	8
RBI	3
BB	0
SO	4
LOB	7

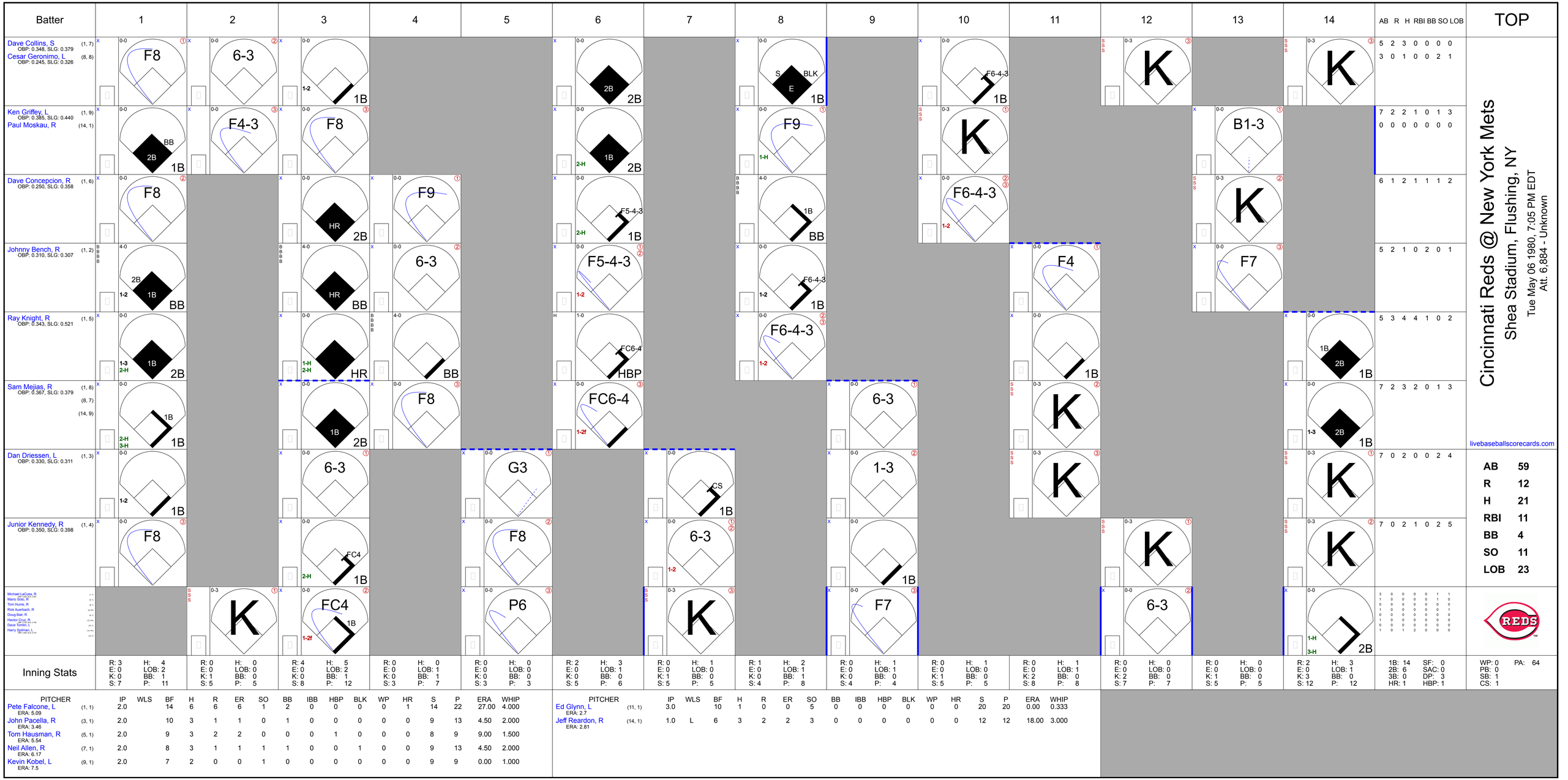
Batter
1
2
3
4
5
6
7
8
9
10
11
12
13
14
AB R H RBI BB SO LOB
TOP
Dave Collins, S (1, 7) OBP: 0.348, SLG: 0.379
Cesar Geronimo, L (8, 8) OBP: 0.245, SLG: 0.326
F8
6-3
1-2 1B
2B 1B
S E BLK 1B
F6-4-3 1B
K
5 2 3 0 0 0 0
3 0 1 0 0 2 1
Ken Griffey, L (1, 9) OBP: 0.385, SLG: 0.440
Paul Moskau, R (14, 1)
BB 2B 1B
F4-3
F8
1-H F9
B1-3
7 2 2 1 0 1 3
0 0 0 0 0 0 0
Dave Concepcion, R (1, 6) OBP: 0.250, SLG: 0.358
F8
HR 2B
F9
2-H F5-4-3 1B
F6-4-3
1-2
K
6 1 2 1 1 1 2
Johnny Bench, R (1, 2) OBP: 0.310, SLG: 0.307
2B 1-2 1B BB
HR BB
6-3
1B BB
F6-4-3 1B
F4
F7
5 2 1 0 2 0 1
Ray Knight, R (1, 5) OBP: 0.343, SLG: 0.521
1-3 2-H 1B 2B
1-H 2-H HR
BB
FC6-4 HBP
F6-4-3
1B
1B 2B 1B
5 3 4 4 1 0 2
Sam Mejias, R (1, 8) OBP: 0.367, SLG: 0.379
(8, 7)
(14, 9)
2-H 3-H 1B 1B
1B 2B
F8
6-3
1-3
K
1B 2B 1B
7 2 3 2 0 1 3
Dan Driessen, L (1, 3) OBP: 0.330, SLG: 0.311
1-2 1B
6-3
G3
CS 1B
1-3
K
7 0 2 0 0 2 4
Junior Kennedy, R (1, 4) OBP: 0.350, SLG: 0.398
F8
FC4 2-H 1B
F8
6-3 1-2
1B
K
7 0 2 1 0 2 5
Michael LaCoss, R
Mario Soto, R
Tom Hume, R
Rick Auerbach, R
Doug Bair, R
Hector Cruz, R
Dave Tomlin, L
Harry Spilman, L
K
FC4 1-2f 1B
P6
6-3
K
F7
6-3
1-H 3-H 2B
3 0 0 0 0 1 1
1 0 0 0 0 1 0
0 0 0 0 0 0 0
1 0 0 0 0 0 1
0 0 0 0 0 0 0
1 0 0 0 0 0 0
0 0 0 0 0 0 0
1 0 1 2 0 0 0
Cincinnati Reds @ New York Mets
Shea Stadium, Flushing, NY
Tue May 06 1980, 7:05 PM EDT
Att. 6,884 - Unknown
livebaseballscorecards.com
AB 59
R 12
H 21
RBI 11
BB 4
SO 11
LOB 23
REDS
Inning Stats
R: 3 E: 0 K: 0 S: 7 H: 4 LOB: 2 BB: 1 P: 11
R: 0 E: 0 K: 1 S: 5 H: 0 LOB: 0 BB: 0 P: 5
R: 4 E: 0 K: 0 S: 8 H: 5 LOB: 2 BB: 1 P: 12
R: 0 E: 0 K: 0 S: 3 H: 0 LOB: 1 BB: 1 P: 7
R: 0 E: 0 K: 0 S: 3 H: 0 LOB: 0 BB: 0 P: 3
R: 2 E: 0 K: 0 S: 5 H: 3 LOB: 1 BB: 0 P: 6
R: 0 E: 0 K: 1 S: 5 H: 1 LOB: 0 BB: 0 P: 5
R: 1 E: 0 K: 0 S: 4 H: 2 LOB: 1 BB: 1 P: 8
R: 0 E: 0 K: 0 S: 4 H: 1 LOB: 1 BB: 0 P: 4
R: 0 E: 0 K: 1 S: 5 H: 1 LOB: 0 BB: 0 P: 5
R: 0 E: 0 K: 2 S: 8 H: 1 LOB: 1 BB: 0 P: 8
R: 0 E: 0 K: 2 S: 7 H: 0 LOB: 0 BB: 0 P: 7
R: 0 E: 0 K: 1 S: 5 H: 0 LOB: 0 BB: 0 P: 5
R: 2 E: 0 K: 3 S: 12 H: 3 LOB: 1 BB: 0 P: 12
1B: 14 2B: 6 3B: 0 HR: 1
SF: 0 SAC: 0 DP: 3 HBP: 1
WP: 0 PB: 0 SB: 1 CS: 1
PA: 64
PITCHER IP WLS BF H R ER SO BB IBB HBP BLK WP HR S P ERA WHIP
Pete Falcone, L (1, 1) ERA: 5.09 2.0 14 6 6 6 1 2 0 0 0 0 1 14 22 27.00 4.000
John Pacella, R (3, 1) ERA: 3.46 2.0 10 3 1 1 0 1 0 0 0 0 0 9 13 4.50 2.000
Tom Hausman, R (5, 1) ERA: 5.54 2.0 9 3 2 2 0 0 0 1 0 0 0 8 9 9.00 1.500
Neil Allen, R (7, 1) ERA: 6.17 2.0 8 3 1 1 1 1 0 0 1 0 0 9 13 4.50 2.000
Kevin Kobel, L (9, 1) ERA: 7.5 2.0 7 2 0 0 1 0 0 0 0 0 0 9 9 0.00 1.000
PITCHER IP WLS BF H R ER SO BB IBB HBP BLK WP HR S P ERA WHIP
Ed Glynn, L (11, 1) ERA: 2.7 3.0 10 1 0 0 5 0 0 0 0 0 0 0 20 20 0.00 0.333
Jeff Reardon, R (14, 1) ERA: 2.81 1.0 L 6 3 2 2 3 0 0 0 0 0 0 0 12 12 18.00 3.000

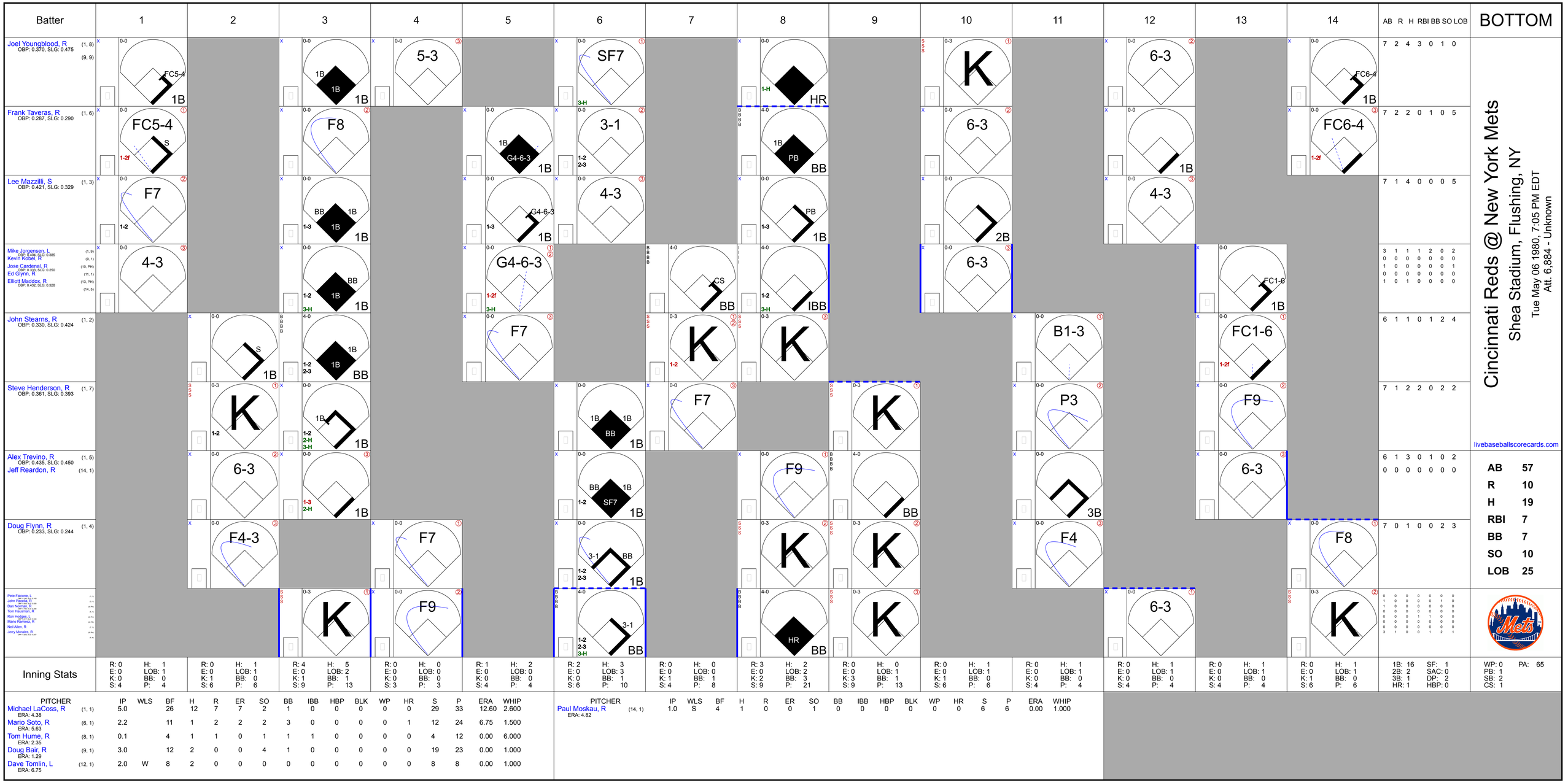
Batter
1
2
3
4
5
6
7
8
9
10
11
12
13
14
AB R H RBI BB SO LOB
BOTTOM
Joel Youngblood, R (1, 8) (9, 9) OBP: 0.370, SLG: 0.475
FC5-4 1B
5-3
SF7 3-H
1-H HR
6-3
FC6-4 1B
7 2 4 3 0 1 0
Frank Taveras, R (1, 6) OBP: 0.287, SLG: 0.290
FC5-4 S 1-2f
F8
G4-6-3 1B
3-1 1-2 2-3
PB BB
6-3 1B
FC6-4 1-2f
7 2 2 0 1 0 5
Lee Mazzilli, S (1, 3) OBP: 0.421, SLG: 0.329
F7 1-2
BB 1-3
G4-6-3 1-3
4-3
PB 1-3
4-3
7 1 4 0 0 0 5
Mike Jorgensen, L (1, 9) OBP: 0.404, SLG: 0.385
Kevin Kobel, R (9, 1)
Jose Cardenal, R (10, PH) OBP: 0.333, SLG: 0.250
Ed Glynn, R (11, 1)
Elliott Maddox, R (13, PH) OBP: 0.432, SLG: 0.328 (14, 5)
4-3
BB 1-2 3-H
G4-6-3 1-2f 3-H
CS BB
IBB 1-2 3-H
6-3
FC1-6 1B
3 1 1 1 2 0 2
0 0 0 0 0 0 0
1 0 0 0 0 0 1
0 0 0 0 0 0 0
1 0 1 0 0 0 0
John Stearns, R (1, 2) OBP: 0.330, SLG: 0.424
S 1B
BB 1-2 2-3
F7
K 1-2
K
B1-3
FC1-6 1-2f
6 1 1 0 1 2 4
Steve Henderson, R (1, 7) OBP: 0.361, SLG: 0.393
K 1-2
1B 1-2 2-H 3-H
BB 1B
F7
K
P3
F9
7 1 2 2 0 2 2
Alex Trevino, R (1, 5) OBP: 0.435, SLG: 0.450
Jeff Reardon, R (14, 1)
6-3
1-3 2-H
F9
BB
3B
6-3
6 1 3 0 1 0 2
0 0 0 0 0 0 0
Doug Flynn, R (1, 4) OBP: 0.233, SLG: 0.244
F4-3
F7
3-1 BB 1-2 2-3
K
F4
F8
7 0 1 0 0 2 3
Pete Falcone, L
John Pacella, R
Dan Norman, R
Tom Hausman, R
Ron Hodges, L
Mario Ramirez, R
Neil Allen, R
Jerry Morales, R
K
F9
3-1 BB 1-2 2-3 3-H
HR BB
K
6-3
K
0 0 0 0 0 0 0 0
1 0 0 0 0 0 1 0
1 0 0 0 0 0 0 0
0 0 0 0 1 0 0 0
0 0 0 0 0 0 0 0
0 0 0 0 0 1 0 0
3 1 0 0 1 2 1
Cincinnati Reds @ New York Mets
Shea Stadium, Flushing, NY
Tue May 06 1980, 7:05 PM EDT
Att. 6,884 - Unknown
livebaseballscorecards.com
AB 57
R 10
H 19
RBI 7
BB 7
SO 10
LOB 25
Inning Stats
1: R: 0 E: 0 K: 0 S: 4 | H: 1 LOB: 1 BB: 0 P: 4
2: R: 0 E: 0 K: 1 S: 6 | H: 1 LOB: 1 BB: 0 P: 6
3: R: 4 E: 0 K: 1 S: 9 | H: 5 LOB: 2 BB: 1 P: 13
4: R: 0 E: 0 K: 0 S: 3 | H: 0 LOB: 0 BB: 0 P: 3
5: R: 1 E: 0 K: 0 S: 4 | H: 2 LOB: 0 BB: 0 P: 4
6: R: 2 E: 0 K: 0 S: 6 | H: 3 LOB: 3 BB: 1 P: 10
7: R: 0 E: 0 K: 1 S: 4 | H: 0 LOB: 0 BB: 1 P: 8
8: R: 3 E: 0 K: 2 S: 9 | H: 2 LOB: 2 BB: 3 P: 21
9: R: 0 E: 0 K: 3 S: 9 | H: 0 LOB: 1 BB: 1 P: 13
10: R: 0 E: 0 K: 1 S: 6 | H: 1 LOB: 1 BB: 0 P: 6
11: R: 0 E: 0 K: 0 S: 4 | H: 1 LOB: 1 BB: 0 P: 4
12: R: 0 E: 0 K: 0 S: 4 | H: 1 LOB: 1 BB: 0 P: 4
13: R: 0 E: 0 K: 0 S: 4 | H: 1 LOB: 1 BB: 0 P: 4
14: R: 0 E: 0 K: 1 S: 6 | H: 1 LOB: 1 BB: 0 P: 6
1B: 16 2B: 2 3B: 1 HR: 1
SF: 1 SAC: 0 DP: 2 HBP: 0
WP: 0 PB: 1 SB: 2 CS: 1
PA: 65
PITCHER IP WLS BF H R ER SO BB IBB HBP BLK WP HR S P ERA WHIP
Michael LaCoss, R (1, 1) ERA: 4.38 5.0 26 12 7 7 2 1 0 0 0 0 0 29 33 12.60 2.600
Mario Soto, R (6, 1) ERA: 5.63 2.2 11 1 2 2 2 3 0 0 0 0 1 12 24 6.75 1.500
Tom Hume, R (8, 1) ERA: 2.35 0.1 4 1 1 0 1 1 0 0 0 0 0 4 12 0.00 6.000
Doug Bair, R (9, 1) ERA: 1.29 3.0 12 2 0 0 4 1 0 0 0 0 0 19 23 0.00 1.000
Dave Tomlin, L (12, 1) ERA: 6.75 2.0 W 8 2 0 0 0 0 0 0 0 0 0 8 8 0.00 1.000
PITCHER IP WLS BF H R ER SO BB IBB HBP BLK WP HR S P ERA WHIP
Paul Moskau, R (14, 1) ERA: 4.82 1.0 S 4 1 0 0 1 0 0 0 0 0 0 6 6 0.00 1.000

Cincinnati Reds @ New York Mets

Shea Stadium, Flushing, NY

Wed May 07 1980, 7:05 PM EDT

Att. 5,215 - Unknown

TOP

livebaseballscorecards.com

Batter	1	2	3	4	5	6	7	8	9	10	11	12	AB	R	H	RBI	BB	SO	LOB
Dave Collins, S (1, 7) OBP: 0.338, SLG: 0.366	5-3		F8		E3 FC5		SH1-3 1B		F4-3		FC6-4 1B 1-2f		5	0	1	0	0	0	0
Sam Mejias, R (9, 7) OBP: 0.355, SLG: 0.367													1	0	0	0	0	0	1
Cesar Geronimo, L (1, 8) OBP: 0.259, SLG: 0.320	F7		F4		E SF9 BB		SH1-3 1-2		F5		1B 1-3		4	1	1	0	1	0	0
Dave Concepcion, R (1, 6) OBP: 0.237, SLG: 0.339	K		F9		FC5 SF9 1-3 2-3f		6-3			B2	5-3		6	0	0	0	0	1	5
Ken Griffey, L (1, 9) OBP: 0.418, SLG: 0.468		F8 E BB		FC5-4 1B	IBB		FC6-4 IBB			2B		5-3 1B	3	2	3	0	3	0	0
Ray Knight, R (1, 5) OBP: 0.333, SLG: 0.500		E 1-2 BB		FC5-4 BB 1B 1-2f	SF9 2-3 3-H		FC6-4 1-2f			F8		5-3 1B 1-2	4	0	0	1	1	0	5
Dan Driessen, L (1, 3) OBP: 0.340, SLG: 0.308	F8 2-3			BB 1B 1-2	F8			K		IBB		1B IBB	4	0	1	0	2	1	4
Junior Kennedy, R (1, 4) OBP: 0.349, SLG: 0.387	E5 1-2 3-H			1-2 2-3 BB		5-3		K		F9		1-3 2-H 1B	5	0	1	1	1	1	3
Don Werner, R (1, 2) OBP: 0.267, SLG: 0.160	K			K		K		1-3			FC6-4 BB		4	0	0	0	1	3	5
Frank Pastore, R (1, 1) OBP: 0.176, SLG: 0.125	F4-3			K		F9			5-3		F3		4	0	0	0	0	1	5
Tom Hume, R (9, 1)													1	0	0	0	0	0	1

	AB	41
	R	3
	H	7
	RBI	2
	BB	9
	SO	7
	LOB	29

Inning Stats	1	2	3	4	5	6	7	8	9	10	11	12
	R: 0 H: 0 E: 0 LOB: 0 K: 1 BB: 0 S: 5 P: 5	R: 1 H: 0 E: 1 LOB: 2 K: 1 BB: 2 S: 6 P: 14	R: 0 H: 0 E: 0 LOB: 0 K: 0 BB: 0 S: 3 P: 3	R: 0 H: 2 E: 0 LOB: 3 K: 2 BB: 1 S: 9 P: 13	R: 1 H: 0 E: 2 LOB: 2 K: 0 BB: 2 S: 4 P: 12	R: 0 H: 0 E: 0 LOB: 0 K: 1 BB: 0 S: 5 P: 5	R: 0 H: 1 E: 0 LOB: 2 K: 0 BB: 1 S: 4 P: 8	R: 0 H: 0 E: 0 LOB: 0 K: 2 BB: 0 S: 7 P: 7	R: 0 H: 0 E: 0 LOB: 0 K: 0 BB: 0 S: 3 P: 3	R: 0 H: 1 E: 0 LOB: 2 K: 0 BB: 1 S: 4 P: 8	R: 0 H: 1 E: 0 LOB: 2 K: 0 BB: 1 S: 4 P: 8	R: 1 H: 2 E: 0 LOB: 2 K: 0 BB: 1 S: 3 P: 7

1B: 6	SF: 1	WP: 0	PA: 52
2B: 1	SAC: 1	PB: 0	
3B: 0	DP: 0	SB: 0	
HR: 0	HBP: 0	CS: 0	

PITCHER		IP	WLS	BF	H	R	ER	SO	BB	IBB	HBP	BLK	WP	HR	S	P	ERA	WHIP
Ray Burris, R ERA: 2.19	(1, 1)	7.0		32	3	2	0	5	4	2	0	0	0	0	36	60	0.00	1.000
Tom Hausman, R ERA: 5.14	(8, 1)	2.0		6	0	0	0	2	0	0	0	0	0	0	10	10	0.00	0.000
Pat Zachry, R ERA: 1.8	(10, 1)	3.0	L	14	4	1	1	0	1	2	0	0	0	0	11	23	3.00	1.667

PITCHER		IP	WLS	BF	H	R	ER	SO	BB	IBB	HBP	BLK	WP	HR	S	P	ERA	WHIP

Batter	1	2	3	4	5	6	7	8	9	10	11	12	AB	R	H	RBI	BB	SO	LOB
Joel Youngblood, R (1, 8) OBP: 0.367, SLG: 0.459	K		F9		6-3		FC1-6 1B		G6-4-3 IBB			L5	5	0	1	0	1	1	0
Frank Taveras, R (1, 6) OBP: 0.274, SLG: 0.276	F9		4-3		4-3		FC1-6 1-2f		G6-4-3 1-2f			G3	5	0	0	0	0	3	0
Pat Zachry, R (10, 1)													0	0	0	0	0	0	0
Jose Cardenal, R (12, PH) OBP: 0.316, SLG: 0.235													1	0	0	0	0	0	0
Lee Mazzilli, S (1, 3) OBP: 0.406, SLG: 0.316	K		E S 1B		F7		4-3			1-3		F9	6	0	1	0	0	1	1
Mike Jorgensen, L (1, 9) OBP: 0.404, SLG: 0.372		K	FC6-4 1-3 BB			K		1-3		1B			4	0	1	0	1	2	0
Steve Henderson, R (1, 7) OBP: 0.348, SLG: 0.377		F9	FC6-4 1-2f			1B 1B		F9		F9			5	0	1	0	0	0	3
Ron Hodges, L (1, 2) OBP: 0.412, SLG: 0.333		1B 1B BB		1-3 BB		F7		F8		F5			3	1	0	0	2	0	2
Alex Trevino, R (1, 5) OBP: 0.461, SLG: 0.478		1B 1-3 1B		1-3 1-2		1-3 1B			SH1-3 1B BB			F6	3	0	2	0	1	0	1
Mario Ramirez, R (9, PR)													1	1	0	0	0	0	0
(10, 6)																			
Doug Flynn, R (1, 4) OBP: 0.234, SLG: 0.244		1-2 3-H 1B		F9		F8			SH1-3 1-2			F1-3	4	0	1	1	0	0	3
Ray Burris, R (1, 1) OBP: 0.083, SLG: 0.083		F7		L3			5-3		2-H 1B			F9	2	0	0	0	0	0	3
Elliott Maddox, R (7, PH) OBP: 0.427, SLG: 0.323													1	0	0	0	0	0	0
Tom Hausman, R (8, 1)													0	0	0	0	0	0	0
John Stearns, R (9, PH) OBP: 0.333, SLG: 0.425													2	0	1	1	0	0	0
(10, 5)																			

Inning Stats	1	2	3	4	5	6	7	8	9	10	11	12
	R: 0 E: 0 K: 2 S: 7 H: 0 LOB: 0 BB: 0 P: 7	R: 1 E: 0 K: 1 S: 7 H: 2 LOB: 2 BB: 1 P: 11	R: 0 E: 0 K: 0 S: 4 H: 1 LOB: 2 BB: 1 P: 8	R: 0 E: 0 K: 0 S: 3 H: 0 LOB: 1 BB: 1 P: 7	R: 0 E: 0 K: 0 S: 3 H: 0 LOB: 0 BB: 0 P: 3	R: 0 E: 0 K: 1 S: 7 H: 2 LOB: 2 BB: 0 P: 7	R: 0 E: 0 K: 0 S: 4 H: 1 LOB: 1 BB: 0 P: 4	R: 0 E: 0 K: 0 S: 3 H: 0 LOB: 0 BB: 0 P: 3	R: 1 E: 0 K: 0 S: 3 H: 1 LOB: 2 BB: 2 P: 11	R: 0 E: 0 K: 0 S: 4 H: 1 LOB: 1 BB: 0 P: 4	R: 0 E: 0 K: 0 S: 3 H: 0 LOB: 0 BB: 0 P: 3	R: 0 E: 0 K: 0 S: 3 H: 0 LOB: 0 BB: 0 P: 3

PITCHER	IP	WLS	BF	H	R	ER	SO	BB	IBB	HBP	BLK	WP	HR	S	P	ERA	WHIP
Frank Pastore, R (1, 1) ERA: 2.23	8.1		36	7	2	2	4	4	0	0	0	0	0	40	56	2.16	1.320
Tom Hume, R (9, 1) ERA: 2.03	3.2	W	12	1	0	0	0	0	1	0	0	0	0	11	15	0.00	0.273

PITCHER	IP	WLS	BF	H	R	ER	SO	BB	IBB	HBP	BLK	WP	HR	S	P	ERA	WHIP

BOTTOM

Cincinnati Reds @ New York Mets

Shea Stadium, Flushing, NY

Wed May 07 1980, 7:05 PM EDT

Att. 5,215 - Unknown

livebaseballscorecards.com

AB	42
R	2
H	8
RBI	2
BB	5
SO	4
LOB	16

1B: 8 2B: 0 3B: 0 HR: 0	SF: 0 SAC: 1 DP: 1 HBP: 0	WP: 0 PB: 0 SB: 1 CS: 0	PA: 48									

Batter	1	2	3	4	5	6	7	8	9	AB	R	H	RBI	BB	SO	LOB
Joel Youngblood, R (1, 8) (9, 9) OBP: 0.369, SLG: 0.461	BBBB 4-0 FC4-6 BB		x 0-0 SH3-4 2B 2B	SSS 0-3 ③ K		x 0-0 ③ 6-3			SSS 0-3 ② K	4	1	1	0	1	2	1
Frank Taveras, R (1, 6) OBP: 0.264, SLG: 0.265	SSS 0-3 ① K		x 0-0 ① SH3-4 2-3		x 0-0 ① 3-1		SSS 0-3 ① K		SSS 0-3 ③ K	4	0	0	0	0	3	1
Lee Mazzilli, S (1, 3) OBP: 0.410, SLG: 0.329	x 0-0 ② FC4-6 BB 1-2f		x 0-0 F9 2B 3-H		H 1-0 F9 S 1B HBP		x 0-0 ② 4-3			3	1	1	1	0	0	1
Mike Jorgensen, L (1, 9) (9, 7) OBP: 0.411, SLG: 0.356	BBBB 4-0 1-2 BB		x 0-0 ② F9 2-3		x 0-0 ② F9 1-3		BBBB 4-0 BB			2	0	0	0	2	0	2
Steve Henderson, R (1, 7) OBP: 0.357, SLG: 0.375 Jerry Morales, R (9, 8) OBP: 0.263, SLG: 0.257	x 0-0 ③ 6-3		BBBB 4-0 BB		x 0-0 1B 3-H 1B		x 0-0 ③ 4-3			3 0	0 0	1 0	1 0	1 0	0 0	3 0
John Stearns, R (1, 2) OBP: 0.340, SLG: 0.422		x 0-0 ① F7	x 0-0 ③ 4-3		x 0-0 1-2 1B			BBBB 4-0 F6-4-3 BB		3	0	1	0	1	0	2
Elliott Maddox, R (1, 5) OBP: 0.430, SLG: 0.323		H 1-0 HBP		x 0-0 F4-3 1B	x 0-0 ③ F8			x 0-0 ① F8		3	0	1	0	0	0	3
Doug Flynn, R (1, 4) OBP: 0.224, SLG: 0.234		SSS 0-3 ② K		x 0-0 ① F4-3 1-2		x 0-0 ① F1-3		x 0-0 ②③ F6-4-3 1-2		4	0	0	0	0	1	3
Craig Swan, R (1, 1) OBP: 0.417, SLG: 0.222		SSS 0-3 ③ K		SSS 0-3 ② K		x 0-0 ② F9			x 0-0 ① 5-3	4	0	0	0	0	2	2
Inning Stats	R: 0 H: 0 E: 0 LOB: 2 K: 1 BB: 2 S: 5 P: 13	R: 0 H: 0 E: 0 LOB: 1 K: 2 BB: 0 S: 7 P: 8	R: 1 H: 2 E: 0 LOB: 2 K: 0 BB: 1 S: 5 P: 9	R: 0 H: 1 E: 0 LOB: 1 K: 2 BB: 0 S: 8 P: 8	R: 1 H: 2 E: 0 LOB: 2 K: 0 BB: 0 S: 5 P: 6	R: 0 H: 0 E: 0 LOB: 1 K: 0 BB: 1 S: 3 P: 9	R: 0 H: 0 E: 0 LOB: 1 K: 1 BB: 1 S: 5 P: 9	R: 0 H: 0 E: 0 LOB: 0 K: 0 BB: 1 S: 2 P: 6	R: 0 H: 0 E: 0 LOB: 0 K: 2 BB: 0 S: 7 P: 7	1B: 3 SF: 0 2B: 2 SAC: 1 3B: 0 DP: 1 HR: 0 HBP: 2					WP: 0 PA: 38 PB: 0 SB: 1 CS: 0	

TOP

New York Mets @ Montreal Expos

Olympic Stadium, Montreal, QB

Fri May 09 1980, 3:33 AM EDT

Att. 8,674 - Unknown

livebaseballscorecards.com

AB	30
R	2
H	5
RBI	2
BB	5
SO	8
LOB	18

PITCHER		IP	WLS	BF	H	R	ER	SO	BB	IBB	HBP	BLK	WP	HR	S	P	ERA	WHIP
Steve Rogers, R ERA: 3.86	(1, 1)	8.0	L	35	5	2	2	6	5	0	2	0	0	0	40	62	2.25	1.250
Elias Sosa, R ERA: 2.77	(9, 1)	1.0		3	0	0	0	2	0	0	0	0	0	0	7	7	0.00	0.000

PITCHER		IP	WLS	BF	H	R	ER	SO	BB	IBB	HBP	BLK	WP	HR	S	P	ERA	WHIP

Batter	1	2	3	4	5	6	7	8	9	AB	R	H	RBI	BB	SO	LOB
Ron LeFlore, R (1, 7) OBP: 0.356, SLG: 0.387	K		F3			F8			K	4	0	0	0	0	2	1
Rodney Scott, S (1, 6) OBP: 0.306, SLG: 0.210	F4-3			F4-3 S, SF9, 1B		F4-3			K	4	1	1	0	0	1	0
Rowland Office, L (1, 8) OBP: 0.371, SLG: 0.429	F4-3			F4-3 1-3		F8			K	4	0	0	0	0	1	1
Ellis Valentine, R (1, 9) OBP: 0.293, SLG: 0.462		5-3		SF9 3-H			F9			2	0	0	1	0	0	0
Larry Parrish, R (1, 5) OBP: 0.300, SLG: 0.500		K		K			K			3	0	0	0	0	3	0
Gary Carter, R (1, 2) OBP: 0.297, SLG: 0.366		1-3			FC5-4, 1B		6-3			3	0	1	0	0	0	0
Warren Cromartie, L (1, 3) OBP: 0.316, SLG: 0.484			SH2-4, 1B		FC5-4, FC3-6 1-2f			F8		3	0	1	0	0	0	1
Tony Bernazard, S (1, 4) OBP: 0.358, SLG: 0.356			F9		FC3-6, FC4-6 1-2f			G3		3	0	0	0	0	0	2
Steve Rogers, R (1, 1) OBP: 0.333, SLG: 0.167			SH2-4 1-2		FC4-6 1-2f			6-3		1	0	0	0	0	0	1
Andre Dawson, R (8, PH) OBP: 0.333, SLG: 0.486										1	0	0	0	0	0	0
Elias Sosa, R (9, 1)										0	0	0	0	0	0	0
Inning Stats	R: 0 E: 0 K: 1 S: 5 H: 0 LOB: 0 BB: 0 P: 5	R: 0 E: 0 K: 1 S: 5 H: 0 LOB: 0 BB: 0 P: 5	R: 0 E: 0 K: 0 S: 4 H: 1 LOB: 1 BB: 0 P: 4	R: 1 E: 0 K: 1 S: 6 H: 1 LOB: 0 BB: 0 P: 6	R: 0 E: 0 K: 0 S: 4 H: 1 LOB: 1 BB: 0 P: 4	R: 0 E: 0 K: 0 S: 3 H: 0 LOB: 0 BB: 0 P: 3	R: 0 E: 0 K: 1 S: 5 H: 0 LOB: 0 BB: 0 P: 5	R: 0 E: 0 K: 0 S: 3 H: 0 LOB: 0 BB: 0 P: 3	R: 0 E: 0 K: 3 S: 9 H: 0 LOB: 0 BB: 0 P: 9	1B: 3 2B: 0 3B: 0 HR: 0 SF: 1 SAC: 1 DP: 0 HBP: 0						

PITCHER	IP	WLS	BF	H	R	ER	SO	BB	IBB	HBP	BLK	WP	HR	S	P	ERA	WHIP
Craig Swan, R (1, 1) ERA: 2.25	9.0	W	30	3	1	1	7	0	0	0	0	0	0	44	44	1.00	0.333

PITCHER	IP	WLS	BF	H	R	ER	SO	BB	IBB	HBP	BLK	WP	HR	S	P	ERA	WHIP

BOTTOM

New York Mets @ Montreal Expos

Olympic Stadium, Montreal, QB

Fri May 09 1980, 3:33 AM EDT

Att. 8,674 - Unknown

livebaseballscorecards.com

AB	28
R	1
H	3
RBI	1
BB	0
SO	7
LOB	6

Batter	1	2	3	4	5	6	7	8	9	AB	R	H	RBI	BB	SO	LOB
Lee Mazzilli, S (1, 3) OBP: 0.409, SLG: 0.333	S 1B 1B 1B	K		F7 1-2			F8		G4-6-3 1-2 1B	5	1	2	0	0	1	1
Frank Taveras, R (1, 6) OBP: 0.261, SLG: 0.262	S 1B 1-2 1B	F9		1-3			5-3		G4-6-3 1-2f	5	1	1	0	0	0	3
Joel Youngblood, R (1, 9) (8, 8) OBP: 0.374, SLG: 0.462	6-3 S 1-H 2-H 1B		6-3		F7			2B 6-3 1B		4	1	2	2	0	0	0
John Stearns, R (1, 2) OBP: 0.356, SLG: 0.441	B B B B 6-3 1-2 BB		F9 E 1B		F8			1-3 2B		3	0	2	0	1	0	0
Jerry Morales, R (1, 8) OBP: 0.253, SLG: 0.247	S S S K		E5 1-2		5-3			S S S K		3	0	0	0	0	1	3
Mike Jorgensen, L (8, PH) (8, 9) OBP: 0.404, SLG: 0.348										1	0	0	0	0	1	2
Jose Cardenal, R (1, 7) OBP: 0.304, SLG: 0.238	6-3 1-2 2-3	F9 2-3				F6-3 1B		6-3 3-H		4	0	1	1	0	0	5
Elliott Maddox, R (1, 5) OBP: 0.422, SLG: 0.309	I I I IBB	F9				F8		S S S K		3	0	0	0	1	1	4
Doug Flynn, R (1, 4) OBP: 0.216, SLG: 0.224	F8			F7		F6-3 1-2			F6-3	4	0	0	0	0	0	4
Mark Bomback, R (1, 1) OBP: 0.182, SLG: 0.200		K		S 1B			5-3		1B 1B	1	0	0	0	0	1	0
Dan Norman, R (4, PH) OBP: 0.192, SLG: 0.308										1	0	1	0	0	0	0
Kevin Kobel, R (4, 1)										0	0	0	0	0	0	0
Alex Trevino, R (7, PH) OBP: 0.464, SLG: 0.458										1	0	0	0	0	0	0
Tom Hausman, R (7, 1)										0	0	0	0	0	0	0
Jeff Reardon, R (8, 1)										0	0	0	0	0	0	0
Ron Hodges, L (9, PH) OBP: 0.444, SLG: 0.385										1	0	1	0	0	0	0
Mario Ramirez, R (9, PR)										0	0	0	0	0	0	0
Inning Stats	R: 2 E: 0 K: 1 S: 8 H: 3 LOB: 3 BB: 2 P: 16	R: 0 E: 0 K: 2 S: 7 H: 0 LOB: 0 BB: 0 P: 7	R: 0 E: 1 K: 0 S: 5 H: 1 LOB: 2 BB: 0 P: 5	R: 0 E: 0 K: 0 S: 4 H: 1 LOB: 1 BB: 0 P: 4	R: 0 E: 0 K: 0 S: 3 H: 0 LOB: 0 BB: 0 P: 3	R: 0 E: 0 K: 0 S: 3 H: 1 LOB: 0 BB: 0 P: 3	R: 0 E: 0 K: 0 S: 3 H: 0 LOB: 0 BB: 0 P: 3	R: 1 E: 0 K: 2 S: 9 H: 2 LOB: 1 BB: 0 P: 9	R: 0 E: 0 K: 0 S: 4 H: 2 LOB: 2 BB: 0 P: 4	1B: 9 2B: 1 3B: 0 HR: 0	SF: 0 SAC: 0 DP: 2 HBP: 0						

PITCHER		IP	WLS	BF	H	R	ER	SO	BB	IBB	HBP	BLK	WP	HR	S	P	ERA	WHIP
Bill Lee, L ERA: 5.5	(1, 1)	7.0	W	31	8	3	3	3	1	1	0	0	0	0	35	43	3.86	1.286
Elias Sosa, R ERA: 2.4	(8, 1)	2.0	S	7	2	0	0	2	0	0	0	0	0	0	11	11	0.00	1.000

PITCHER	IP	WLS	BF	H	R	ER	SO	BB	IBB	HBP	BLK	WP	HR	S	P	ERA	WHIP

TOP

New York Mets @ Montreal Expos

Olympic Stadium, Montreal, QB

Sat May 10 1980, 3:33 AM EDT

Att. 14,012 - Unknown

livebaseballscorecards.com

AB	36
R	3
H	10
RBI	3
BB	2
SO	5
LOB	22

1B: 9	SF: 0	WP: 0	PA: 38
2B: 1	SAC: 0	PB: 0	
3B: 0	DP: 2	SB: 4	
HR: 0	HBP: 0	CS: 0	

New York Mets @ Montreal Expos

Olympic Stadium, Montreal, QB

Sat May 10 1980, 3:33 AM EDT

Att. 14,012 - Unknown

livebaseballscorecards.com

BOTTOM

Batter	1	2	3	4	5	6	7	8	9	AB	R	H	RBI	BB	SO	LOB
Ron LeFlore, R (1, 7) OBP: 0.349, SLG: 0.388	F8	K		3B 2B 1-H		F4		F9 2-3		5	1	1	1	0	1	5
Rodney Scott, S (1, 6) OBP: 0.303, SLG: 0.242	6-3	F7		3B 2-H			F7			4	0	1	1	0	0	3
Rowland Office, L (1, 8) OBP: 0.359, SLG: 0.387	BB FC6-4		F4-3	K			F4-3			3	0	0	0	1	1	0
Ellis Valentine, R (1, 9) OBP: 0.301, SLG: 0.458	FC6-4 1-2f		1-3		1B		BB			3	0	1	0	1	0	1
Larry Parrish, R (1, 5) OBP: 0.298, SLG: 0.487		F4-3	2B 1B		F7		K			4	1	1	0	0	1	2
Gary Carter, R (1, 2) OBP: 0.314, SLG: 0.417		HR	2B 1-H		F9			BB 1B SH		3	2	2	2	1	0	1
Warren Cromartie, L (1, 3) OBP: 0.314, SLG: 0.474		1B 1B 1B	F8		1-3			F8		4	0	1	0	0	0	3
Tony Bernazard, S (1, 4) OBP: 0.366, SLG: 0.365		1B 1-2		6-3		F7		CS SH 1-3		4	0	2	0	0	0	0
Bill Lee, L (1, 1) OBP: 0.308, SLG: 0.308		1-2 2-3		2B	1B	1-3		SH 1-2 3-H		3	1	2	0	0	0	0
Elias Sosa, R (8, 1)										0	0	0	1	0	0	0
Inning Stats	R: 0 E: 0 K: 0 S: 3 H: 0 LOB: 1 BB: 1 P: 7	R: 1 E: 0 K: 1 S: 9 H: 4 LOB: 3 BB: 0 P: 9	R: 1 E: 0 K: 0 S: 5 H: 2 LOB: 1 BB: 0 P: 5	R: 2 E: 0 K: 1 S: 7 H: 3 LOB: 0 BB: 0 P: 7	R: 0 E: 0 K: 0 S: 4 H: 1 LOB: 1 BB: 0 P: 4	R: 0 E: 0 K: 0 S: 3 H: 0 LOB: 0 BB: 0 P: 3	R: 0 E: 0 K: 1 S: 5 H: 0 LOB: 1 BB: 1 P: 9	R: 1 E: 0 K: 0 S: 4 H: 1 LOB: 1 BB: 1 P: 8		1B: 7 2B: 2 3B: 1 HR: 1	SF: 0 SAC: 1 DP: 0 HBP: 0						

	AB	33
	R	5
	H	11
	RBI	5
	BB	3
	SO	3
	LOB	15

PITCHER		IP	WLS	BF	H	R	ER	SO	BB	IBB	HBP	BLK	WP	HR	S	P	ERA	WHIP
Mark Bomback, R ERA: 3.0	(1, 1)	3.0		16	6	2	2	1	1	0	0	0	0	1	17	21	6.00	2.333
Kevin Kobel, L ERA: 7.2	(4, 1)	3.0	L	12	4	2	2	1	0	0	0	0	0	0	14	14	6.00	1.333
Tom Hausman, R ERA: 5.22	(7, 1)	1.1		7	1	1	1	1	2	0	0	0	0	0	7	15	6.75	2.250
Jeff Reardon, R ERA: 2.7	(8, 1)	0.2		2	0	0	0	0	0	0	0	0	0	0	2	2	0.00	0.000

PITCHER	IP	WLS	BF	H	R	ER	SO	BB	IBB	HBP	BLK	WP	HR	S	P	ERA	WHIP

Batter	1	2	3	4	5	6	7	8	9	AB	R	H	RBI	BB	SO	LOB
Joel Youngblood, R (1, 8) OBP: 0.375, SLG: 0.464	BBBB 4-0 1B 4-3 BB	x 0-0 ③ FC6-4 1-2f			x 0-0 ② L4		SSS 0-3 ① K		x 0-0 2B	4	1	1	0	1	1	1
Frank Taveras, R (1, 6) OBP: 0.275, SLG: 0.277	x 0-0 4-3 1-3 2B 1B		x 0-0 G1 1B		x 0-0 1B 1B 1B		x 0-0 ② L3		SSS 0-3 ③ K	5	2	3	0	0	1	1
Lee Mazzilli, S (1, 3) OBP: 0.404, SLG: 0.330	x 0-0 ① 4-3 1-2 3-H		x 0-0 ① G1 1-2		x 0-0 1B 1B 1-3 1B		x 0-0 ③ 5-3			4	1	1	1	0	0	2
Mike Jorgensen, L (1, 9) OBP: 0.410, SLG: 0.380	x 0-0 F9 2-H 2B		x 0-0 ② 6-3		x 0-0 1B 1-3 3-H 1B			x 0-0 ① P6		4	0	2	2	0	0	1
John Stearns, R (1, 2) OBP: 0.361, SLG: 0.443	x 0-0 ② F9 2-3		x 0-0 ③ G2		x 0-0 FC6-4 1-2 3-H 1B			x 0-0 1B		4	0	2	1	0	0	2
Steve Henderson, R (1, 7) OBP: 0.338, SLG: 0.353	x 0-0 ③ F9			x 0-0 ① 5-3	x 0-0 ③ FC6-4 1-2f			x 0-0 ② F4		4	0	0	0	0	0	4
Elliott Maddox, R (1, 5) OBP: 0.402, SLG: 0.292		x 0-0 ① 5-3		x 0-0 ② 6-3		SSS 0-3 ① K		SSS 0-3 ③ K		4	0	0	0	0	2	1
Doug Flynn, R (1, 4) OBP: 0.217, SLG: 0.225		x 0-0 FC6-4 1B		x 0-0 ③ F4-3		x 0-0 ② F6-3			x 0-0 ① F9	4	0	1	0	0	0	0
Ray Burris, R (1, 1) OBP: 0.077, SLG: 0.077 John Pacella, R (3, 1) OBP: 0.000, SLG: 0.000 Kevin Kobel, R (4, 1) Dan Norman, R (5, PH) OBP: 0.500, SLG: 0.000 Mark Bomback, R (5, 1) OBP: 0.182, SLG: 0.200 Ed Glynn, R (5, 1) Jerry Morales, R (6, PH) OBP: 0.200, SLG: 0.143 Tom Hausman, R (6, 1) Ron Hodges, L (9, PH) OBP: 0.421, SLG: 0.357		x 0-0 ② B3			x 0-0 ① 6-3	x 0-0 ③ F8			SSS 0-3 ② K	1 0 0 0 0 0 1 0 0 0 0 0 0 0 0 0 0 0 0 0 0 1 0 0 0 0 0 0 0 0 0 0 0 0 0 0 0 0 0 0 0 0 1 0 0 0 0 0 0 0 0 0 0 0 0 0 1 0 0 0 0 1 0						
Inning Stats	R: 2 H: 2 E: 0 LOB: 1 K: 0 BB: 1 S: 5 P: 9	R: 0 H: 1 E: 0 LOB: 1 K: 0 BB: 0 S: 4 P: 4	R: 0 H: 1 E: 0 LOB: 1 K: 0 BB: 0 S: 4 P: 4	R: 0 H: 0 E: 0 LOB: 0 K: 0 BB: 0 S: 3 P: 3	R: 2 H: 4 E: 0 LOB: 2 K: 0 BB: 0 S: 7 P: 7	R: 0 H: 0 E: 0 LOB: 0 K: 1 BB: 0 S: 5 P: 5	R: 0 H: 0 E: 0 LOB: 0 K: 1 BB: 0 S: 5 P: 5	R: 0 H: 1 E: 0 LOB: 1 K: 1 BB: 0 S: 6 P: 6	R: 0 H: 1 E: 0 LOB: 1 K: 2 BB: 0 S: 8 P: 8	1B: 8 2B: 2 3B: 0 HR: 0	SF: 0 SAC: 0 DP: 0 HBP: 0					

PITCHER		IP	WLS	BF	H	R	ER	SO	BB	IBB	HBP	BLK	WP	HR	S	P	ERA	WHIP
Frank Pastore, R ERA: 2.74	(1, 1)	5.0	W	24	8	4	4	0	1	0	0	0	0	0	23	27	7.20	1.800
Paul Moskau, R ERA: 3.6	(6, 1)	4.0	S	14	2	0	0	5	0	0	0	0	0	0	24	24	0.00	0.500

PITCHER	IP	WLS	BF	H	R	ER	SO	BB	IBB	HBP	BLK	WP	HR	S	P	ERA	WHIP

TOP

New York Mets @ Cincinnati Reds

Riverfront Stadium, Cincinnati, OH

Tue May 13 1980, 7:05 PM EDT

Att. 18,732 - Unknown

livebaseballscorecards.com

AB	37
R	4
H	10
RBI	4
BB	1
SO	5
LOB	13

WP: 0 PA: 38
PB: 0
SB: 0
CS: 0

New York Mets @ Cincinnati Reds

Riverfront Stadium, Cincinnati, OH

Tue May 13 1980, 7:05 PM EDT

Att. 18,732 - Unknown

BOTTOM

Batter	1	2	3	4	5	6	7	8	9	AB	R	H	RBI	BB	SO	LOB
Dave Collins, S (1, 8) OBP: 0.355, SLG: 0.416	F9	HBP, S 2-3 1B		E, BLK 1B	HR 1-2	HR		F4-3		6	4	4	1	0	0	0
Ken Griffey, L (1, 9) OBP: 0.426, SLG: 0.485 Sam Mejias, R (7, 9) OBP: 0.342, SLG: 0.389	F5	HBP 1-2 BB		E 1-2 BB	HR 1-H 2-H	FC6-4 BB				2 0	3 0	1 0	3 0	3 0	0 0	0 0
Dave Concepcion, R (1, 6) OBP: 0.255, SLG: 0.352 Ron Oester, S (7, 6) OBP: 0.200, SLG: 0.300	S BB	1B 1B 1-2 2-3 3-H HBP		E3 1B 1-2 2-3	BB, BB HR 1B	FC6-4 FC6-4 1-2f				3 0	2 0	1 0	1 0	1 0	0 0	3 0
George Foster, R (1, 7) OBP: 0.392, SLG: 0.470 Hector Cruz, R (7, 7) OBP: 0.200, SLG: 0.276	FC5, 1B 1-2 BB	1-H 2-H 3-H 1B		K	BB HR 1-2 BB	FC6-4 1-2f				3 0	1 0	1 0	2 0	2 0	1 0	4 0
Dan Driessen, L (1, 3) OBP: 0.363, SLG: 0.376	1-2 2-H 1B	3-1	FC6-4 1-3 2-H 3-H 1B	F8		F8				5	0	2	3	0	0	2
Johnny Bench, R (1, 2) OBP: 0.306, SLG: 0.282 Paul Moskau, R (6, 1)	FC5 2-3f	1B BB	FC6-4 1-2f	HR 1-2 2-3 BB		K				2 1	1 0	0 0	0 0	2 0	0 1	3 0
Ray Knight, R (1, 5) OBP: 0.328, SLG: 0.509	6-3	L9	HR 1-H 2-H 3-H HR			F9				5	2	2	5	0	0	1
Junior Kennedy, R (1, 4) OBP: 0.350, SLG: 0.374	1B, SH2-4 HBP BB	1-2 1B	6-3 6-3					F9		4	1	1	0	1	0	0
Frank Pastore, R (1, 1) OBP: 0.167, SLG: 0.118 Rick Auerbach, R (5, PH) OBP: 0.400, SLG: 0.143 Don Werner, R (6, 2) OBP: 0.229, SLG: 0.133	SH2-4 1-2	F4-3		1B HR 1B	6-3			5-3		1 1 2	0 1 0	0 1 0	0 0 0	0 0 0	0 0 0	2 0 0
Inning Stats	R: 1 E: 0 K: 0 S: 4 H: 1 LOB: 2 BB: 2 P: 12	R: 3 E: 0 K: 0 S: 4 H: 2 LOB: 2 BB: 2 P: 13	R: 0 E: 0 K: 0 S: 4 H: 1 LOB: 2 BB: 1 P: 8	R: 2 E: 1 K: 1 S: 7 H: 2 LOB: 1 BB: 1 P: 11	R: 8 E: 0 K: 0 S: 9 H: 6 LOB: 0 BB: 2 P: 17	R: 1 E: 0 K: 0 S: 4 H: 1 LOB: 1 BB: 1 P: 8	R: 0 E: 0 K: 1 S: 5 H: 0 LOB: 0 BB: 0 P: 5	R: 0 E: 0 K: 0 S: 3 H: 0 LOB: 0 BB: 0 P: 3		1B: 9 2B: 0 3B: 0 HR: 4 SF: 0 SAC: 1 DP: 0 HBP: 1				WP: 0 PB: 0 SB: 2 CS: 0 PA: 46	

livebaseballscorecards.com

AB	35
R	15
H	13
RBI	15
BB	9
SO	2
LOB	15

PITCHER		IP	WLS	BF	H	R	ER	SO	BB	IBB	HBP	BLK	WP	HR	S	P	ERA	WHIP
Ray Burris, R ERA: 2.97	(1, 1)	2.1	L	15	3	4	4	0	5	0	1	0	0	0	9	30	15.43	3.429
John Pacella, R ERA: 3.86	(3, 1)	1.0		7	2	2	1	1	1	0	0	1	0	0	8	12	9.00	3.000
Kevin Kobel, L ERA: 6.89	(4, 1)	0.2		2	1	0	0	0	0	0	0	0	0	0	2	2	0.00	1.500
Mark Bomback, R ERA: 4.75	(5, 1)	0.1		7	5	6	6	0	1	0	0	0	0	2	6	10	162.00	18.000
Ed Glynn, L ERA: 4.22	(5, 1)	0.2		4	1	2	2	0	1	0	0	0	0	1	3	7	27.00	3.000

PITCHER		IP	WLS	BF	H	R	ER	SO	BB	IBB	HBP	BLK	WP	HR	S	P	ERA	WHIP
Tom Hausman, R ERA: 5.01	(6, 1)	3.0		11	1	1	1	1	1	0	0	0	0	1	12	16	3.00	0.667

Batter	1	2	3	4	5	6	7	8	9	10	AB	R	H	RBI	BB	SO	LOB
Frank Taveras, R (1, 6) OBP: 0.280, SLG: 0.282	0-0 ① 6-3		0-0 ① 1B		0-0 1B 2B 1B	0-0 ③ P4			0-3 ② K		5	1	2	0	0	1	1
Elliott Maddox, R (1, 5) OBP: 0.402, SLG: 0.299	0-0 ② 6-3		0-3 ② K		0-0 1-3 2B 1B		0-0 ① F9		0-0 2-H 1B		5	1	2	1	0	1	0
Lee Mazzilli, S (1, 3) OBP: 0.412, SLG: 0.347	B B B B 4-0 S BB		0-0 BLK 1B		0-0 CS 1-H 3-H 2B		0-0 ② F9		0-0 ③ G3		4	0	2	2	1	0	1
John Stearns, R (1, 2) OBP: 0.363, SLG: 0.446	0-0 ③ F7 1-2		B B B B 4-0 1-2 BB		0-0 ① ② F8 2-3		0-0 ③ 6-3			0-0 1B 2B	4	1	1	0	1	0	2
Joel Youngblood, R (1, 8) OBP: 0.359, SLG: 0.441 (8, 9)		0-0 ① F9	0-0 ③ P4		0-0 ③ L4			0-0 ① F8		0-3 ① K	5	0	0	0	0	1	3
Steve Henderson, R (1, 7) OBP: 0.367, SLG: 0.394		0-0 3B 3B		B B B B 4-0 1B S BB		0-0 1B WP 1B		B B B B 4-0 CS BB		0-0 ② L6	3	2	2	0	2	0	1
Dan Norman, R (1, 9) OBP: 0.226, SLG: 0.387 Jerry Morales, R (8, 8) OBP: 0.259, SLG: 0.253		0-0 3-H 3B		S S S 0-3 ① 1-2 K		0-0 F8 WP 1-3 SH6-3 1B		S S S 0-3 ② ③ 1-2 K		0-0 2-H CS 1B	4 1	1 0	2 1	1 1	0 0	2 0	2 0
Doug Flynn, R (1, 4) OBP: 0.227, SLG: 0.236	0-0 ② F4-3			0-0 2-3 G6-4-3 1B		0-0 ① 1-3 3-H F8			0-0 SH1-4 1B 1B	0-0 ③ 1-2 CS	4	1	2	0	0	0	2
Craig Swan, R (1, 1) OBP: 0.357, SLG: 0.182 Jeff Reardon, R (9, 1)	0-0 ③ F8			0-0 ② ③ 1-2f G6-4-3		0-0 ② 3-H SH6-3			0-0 ① 1-2 SH1-4		2 0	0 0	0 0	1 0	0 0	0 0	3 0
Inning Stats	R: 0 E: 0 K: 0 S: 3 H: 0 LOB: 1 BB: 1 P: 7	R: 1 E: 0 K: 0 S: 5 H: 2 LOB: 1 BB: 0 P: 5	R: 0 E: 0 K: 1 S: 6 H: 2 LOB: 2 BB: 1 P: 10	R: 0 E: 0 K: 1 S: 5 H: 1 LOB: 1 BB: 1 P: 9	R: 2 E: 0 K: 0 S: 5 H: 3 LOB: 0 BB: 0 P: 5	R: 2 E: 0 K: 0 S: 5 H: 2 LOB: 0 BB: 0 P: 5	R: 0 E: 0 K: 0 S: 3 H: 0 LOB: 0 BB: 0 P: 3	R: 0 E: 0 K: 1 S: 4 H: 0 LOB: 0 BB: 1 P: 8	R: 1 E: 0 K: 1 S: 7 H: 2 LOB: 1 BB: 0 P: 7	R: 1 E: 0 K: 1 S: 6 H: 2 LOB: 0 BB: 0 P: 6	1B: 10 2B: 2 3B: 2 HR: 0	SF: 0 SAC: 2 DP: 1 HBP: 0						

PITCHER		IP	WLS	BF	H	R	ER	SO	BB	IBB	HBP	BLK	WP	HR	S	P	ERA	WHIP
Charlie Leibrandt, L ERA: 2.77	(1, 1)	5.0		25	10	5	5	2	3	0	0	1	0	0	26	38	9.00	2.600
Mario Soto, R ERA: 4.71	(6, 1)	3.0		9	0	0	0	1	1	0	0	0	1	0	10	14	0.00	0.333
Doug Bair, R ERA: 2.12	(9, 1)	1.0		5	2	1	1	1	0	0	0	0	0	0	7	7	9.00	2.000
Tom Hume, R ERA: 2.12	(10, 1)	1.0	L	4	2	1	1	1	0	0	0	0	0	0	6	6	9.00	2.000

PITCHER	IP	WLS	BF	H	R	ER	SO	BB	IBB	HBP	BLK	WP	HR	S	P	ERA	WHIP

TOP

New York Mets @ Cincinnati Reds

Riverfront Stadium, Cincinnati, OH

Wed May 14 1980, 3:33 AM EDT

Att. 21,785 - Unknown

livebaseballscorecards.com

AB	37
R	7
H	14
RBI	6
BB	4
SO	5
LOB	15

New York Mets @ Cincinnati Reds

Riverfront Stadium, Cincinnati, OH

Wed May 14 1980, 3:33 AM EDT

Att. 21,785 - Unknown

livebaseballscorecards.com

BOTTOM

Batter	1	2	3	4	5	6	7	8	9	10	AB	R	H	RBI	BB	SO	LOB
Dave Collins, S (1, 8) OBP: 0.367, SLG: 0.436 Tom Hume, R (10, 1)	SSS 0-3 ① K		x 0-0 1B BLK 1B 3-H		x 0-0 2B			x 0-0 S 1B	x 0-0 ② B3		5	1	3	1	0	1	0
											0	0	0	0	0	0	0
Ken Griffey, L (1, 9) OBP: 0.409, SLG: 0.463	x 0-0 ② F7		x 0-0 ② F4		x 0-0 ③ F9			x 0-0 ② F9 1-2	x 0-0 ③ F4		5	0	0	0	0	0	3
Dave Concepcion, R (1, 6) OBP: 0.268, SLG: 0.356	x 0-0 1B		x 0-0 BLK 1B 1-3			x 0-0 ① 6-3		BBBB 4-0 BB		x 0-0 ① 6-3	4	0	2	0	1	0	0
George Foster, R (1, 7) OBP: 0.369, SLG: 0.437	SSS 0-3 ③ K		SSS 0-3 ③ K 1-2 3-H			x 0-0 ② F4		x 0-0 ③ F8		x 0-0 ② F9	5	0	0	0	0	2	4
Dan Driessen, L (1, 3) OBP: 0.356, SLG: 0.378		SSS 0-3 ① K		x 0-0 ① P6		x 0-0 ③ F4-3			x 0-0 1B 2B	x 0-0 ③ P2	5	1	1	0	0	1	0
Johnny Bench, R (1, 2) OBP: 0.294, SLG: 0.270		x 0-0 ② 6-3		x 0-0 ② F8			x 0-0 ① F7		x 0-0 ① L7		4	0	0	0	0	0	1
Ray Knight, R (1, 5) OBP: 0.326, SLG: 0.500		x 0-0 ③ F9		SSS 0-3 ③ K			x 0-0 ② F2		x 0-0 BB HR 1B 2-H		4	1	1	1	0	1	0
Junior Kennedy, R (1, 4) OBP: 0.354, SLG: 0.382			x 0-0 SH1-4 1B 2B		x 0-0 ① F7		SSS 0-3 ③ K		BBBB 4-0 1-2 HR BB		3	2	1	0	1	1	0
Charlie Leibrandt, R (1, 1) OBP: 0.294, SLG: 0.333 Mario Soto, R (6, 1) Cesar Geronimo, L (8, PH) OBP: 0.300, SLG: 0.357 Doug Bair, R (9, 1) Harry Spilman, L (9, PH) OBP: 0.333, SLG: 0.548 Sam Mejias, R (10, 8) OBP: 0.342, SLG: 0.389			x 0-0 ① SH1-4 2-3		x 0-0 ② 6-3			x 0-0 ① P3	x 0-0 1-H 2-H HR		1	0	0	0	0	0	0
											0	0	0	0	0	0	0
											1	0	0	0	0	0	0
											0	0	0	0	0	0	0
											1	1	1	3	0	0	0
											0	0	0	0	0	0	0
Inning Stats	R: 0 E: 0 K: 2 S: 8 H: 1 LOB: 1 BB: 0 P: 8	R: 0 E: 0 K: 1 S: 5 H: 0 LOB: 0 BB: 0 P: 5	R: 2 E: 0 K: 1 S: 8 H: 3 LOB: 1 BB: 0 P: 8	R: 0 E: 0 K: 1 S: 5 H: 0 LOB: 0 BB: 0 P: 5	R: 0 E: 0 K: 0 S: 4 H: 1 LOB: 1 BB: 0 P: 4	R: 0 E: 0 K: 0 S: 3 H: 0 LOB: 0 BB: 0 P: 3	R: 0 E: 0 K: 1 S: 5 H: 0 LOB: 0 BB: 0 P: 5	R: 0 E: 0 K: 0 S: 4 H: 1 LOB: 2 BB: 1 P: 8	R: 4 E: 0 K: 0 S: 6 H: 3 LOB: 0 BB: 1 P: 10	R: 0 E: 0 K: 0 S: 3 H: 0 LOB: 0 BB: 0 P: 3	1B: 5 2B: 3 3B: 0 HR: 1	SF: 0 SAC: 1 DP: 0 HBP: 0						

	AB	38
	R	6
	H	9
	RBI	5
	BB	2
	SO	6
	LOB	8

WP: 0 PB: 0 SB: 1 CS: 0 PA: 41

PITCHER		IP	WLS	BF	H	R	ER	SO	BB	IBB	HBP	BLK	WP	HR	S	P	ERA	WHIP
Craig Swan, R ERA: 2.64	(1, 1)	8.1		34	8	4	4	6	1	0	0	1	0	0	45	49	4.32	1.080
Jeff Reardon, R ERA: 3.44	(9, 1)	1.2	W	7	1	2	2	0	1	0	0	0	0	1	6	10	10.80	1.200

PITCHER	IP	WLS	BF	H	R	ER	SO	BB	IBB	HBP	BLK	WP	HR	S	P	ERA	WHIP

Batter	1	2	3	4	5	6	7	8	9	AB	R	H	RBI	BB	SO	LOB
Frank Taveras, R (1, 6) OBP: 0.285, SLG: 0.281	F9	K			BB		F6	E 1B		4	0	1	0	1	1	1
Elliott Maddox, R (1, 5) OBP: 0.423, SLG: 0.313	BB		4-3		4-1		BB	E		3	2	2	0	2	0	0
Lee Mazzilli, S (1, 3) OBP: 0.411, SLG: 0.343	CS 1B		G3		4-1		PB BB	E4		4	1	1	1	1	0	4
John Stearns, R (1, 2) OBP: 0.364, SLG: 0.453	1B		6-3		5-3		WP 2B	F5		5	1	2	3	0	0	5
Mike Jorgensen, L (1, 9) OBP: 0.415, SLG: 0.389	1B			L6		F9	BB		P3	4	0	2	1	0	0	0
Jerry Morales, R (7, PR) (7, 8) OBP: 0.256, SLG: 0.250										1	0	0	0	0	0	0
Joel Youngblood, R (1, 8) (7, 9) OBP: 0.361, SLG: 0.443	5-3			5-3		F9 2B	BB		5-3	4	0	1	0	1	0	2
Steve Henderson, R (1, 7) OBP: 0.345, SLG: 0.368		F8		K		F9	4-3		6-3	5	0	0	0	0	1	3
Doug Flynn, R (1, 4) OBP: 0.237, SLG: 0.245		1B			1B SH2-4 4-1	F5-3		F5		4	1	2	0	0	0	1
Pete Falcone, L (1, 1) OBP: 0.111, SLG: 0.111		K			SH2-4		4-3	K		2	0	0	0	0	1	1
Neil Allen, R (7, 1)										1	0	0	0	0	1	0
Inning Stats	R: 1 E: 0 K: 0 S: 5 H: 3 LOB: 2 BB: 1 P: 9	R: 0 E: 0 K: 2 S: 8 H: 1 LOB: 1 BB: 0 P: 8	R: 0 E: 0 K: 0 S: 3 H: 0 LOB: 0 BB: 0 P: 3	R: 0 E: 0 K: 1 S: 5 H: 0 LOB: 0 BB: 0 P: 5	R: 1 E: 0 K: 0 S: 5 H: 2 LOB: 2 BB: 1 P: 9	R: 0 E: 0 K: 0 S: 4 H: 1 LOB: 1 BB: 0 P: 4	R: 3 E: 0 K: 0 S: 5 H: 2 LOB: 2 BB: 3 P: 17	R: 0 E: 1 K: 1 S: 8 H: 2 LOB: 3 BB: 0 P: 8	R: 0 E: 0 K: 0 S: 3 H: 0 LOB: 0 BB: 0 P: 3	1B: 9 2B: 2 3B: 0 HR: 0	SF: 0 SAC: 1 DP: 0 HBP: 0						

TOP

New York Mets @ Atlanta Braves

Atlanta-Fulton County Stadium, Atlanta, GA

Fri May 16 1980, 7:05 PM EDT

Att. 6,135 - Unknown

livebaseballscorecards.com

AB	37
R	5
H	11
RBI	5
BB	5
SO	4
LOB	17

WP: 1 PB: 2 SB: 0 CS: 1 PA: 43

PITCHER		IP	WLS	BF	H	R	ER	SO	BB	IBB	HBP	BLK	WP	HR	S	P	ERA	WHIP
Phil Niekro, R ERA: 4.58	(1, 1)	6.2	L	33	9	5	5	3	5	0	0	0	1	0	34	54	6.75	2.100
Gene Garber, R ERA: 7.07	(7, 1)	0.1		1	0	0	0	0	0	0	0	0	0	0	1	1	0.00	0.000
Al Hrabosky, L ERA: 4.4	(8, 1)	2.0		9	2	0	0	1	0	0	0	0	0	0	11	11	0.00	1.000

PITCHER	IP	WLS	BF	H	R	ER	SO	BB	IBB	HBP	BLK	WP	HR	S	P	ERA	WHIP

BOTTOM

New York Mets @ Atlanta Braves

Atlanta-Fulton County Stadium, Atlanta, GA

Fri May 16 1980, 7:05 PM EDT

Att. 6,135 - Unknown

Batter	1	2	3	4	5	6	7	8	9	AB	R	H	RBI	BB	SO	LOB
Jerry Royster, R (1, 4) OBP: 0.338, SLG: 0.313	K		BB			K		K		3	0	0	0	1	3	0
Larvell Blanks, R (1, 5) (8, 6) OBP: 0.205, SLG: 0.266	HR		K 1-2			F4 L6 1B		K		4	1	1	1	0	2	1
Gary Matthews, R (1, 9) OBP: 0.308, SLG: 0.322	F8-4-3 BB			F8		1B 1-2		F8		3	0	1	0	1	0	0
Chris Chambliss, L (1, 3) OBP: 0.333, SLG: 0.491	F8-4-3 1-2			K		L6 2-3			6-3	4	0	0	0	0	1	3
Jeff Burroughs, R (1, 7) OBP: 0.390, SLG: 0.394		K		BB			2B 1B BB		K	2	1	0	0	2	2	0
Dale Murphy, R (1, 8) OBP: 0.353, SLG: 0.461		5-3		K			1B SF7 1-3 2B		K	4	1	1	0	0	2	1
Bruce Benedict, R (1, 2) OBP: 0.273, SLG: 0.264		F8			5-3		F4-6-3 1B 2-3 3-H			3	0	1	1	0	0	0
Luis Gomez, R (1, 6) OBP: 0.244, SLG: 0.188			F8		K		SF7 3-H			2	0	0	0	0	1	0
Bill Nahorodny, R (7, PH) OBP: 0.125, SLG: 0.125										0	0	0	0	0	0	0
Brian Asselstine, L (7, PH) OBP: 0.287, SLG: 0.358										0	0	0	1	0	0	0
Chico Ruiz, R (8, 5) OBP: 0.250, SLG: 0.375										0	0	0	0	0	0	0
Phil Niekro, R (1, 1) OBP: 0.118, SLG: 0.176			5-3		5-3		F4-6-3 1-2			2	0	0	0	0	0	0
Gene Garber, R (7, 1)										0	0	0	0	0	0	0
Mike Lum, L (7, PH) OBP: 0.167, SLG: 0.235										1	0	0	0	0	0	1
Al Hrabosky, R (8, 1)										0	0	0	0	0	0	0
Inning Stats	R: 1 H: 1 E: 0 LOB: 0 K: 1 BB: 1 S: 5 P: 9	R: 0 H: 0 E: 0 LOB: 0 K: 1 BB: 0 S: 5 P: 5	R: 0 H: 0 E: 0 LOB: 1 K: 1 BB: 1 S: 5 P: 9	R: 0 H: 0 E: 0 LOB: 1 K: 2 BB: 1 S: 7 P: 11	R: 0 H: 0 E: 0 LOB: 0 K: 1 BB: 0 S: 5 P: 5	R: 0 H: 1 E: 1 LOB: 1 K: 1 BB: 0 S: 6 P: 6	R: 2 H: 2 E: 0 LOB: 0 K: 0 BB: 1 S: 4 P: 8	R: 0 H: 0 E: 0 LOB: 0 K: 2 BB: 0 S: 7 P: 7	R: 0 H: 0 E: 0 LOB: 0 K: 2 BB: 0 S: 7 P: 7	1B: 2 SF: 1 2B: 3 SAC: 0 3B: 0 DP: 3 HR: 1 HBP: 0							

livebaseballscorecards.com

AB	28
R	3
H	4
RBI	3
BB	4
SO	11
LOB	6

PITCHER		IP	WLS	BF	H	R	ER	SO	BB	IBB	HBP	BLK	WP	HR	S	P	ERA	WHIP
Pete Falcone, L ERA: 4.97	(1, 1)	6.0	W	25	4	3	3	7	4	0	0	0	0	1	35	51	4.50	1.333
Neil Allen, R ERA: 5.47	(7, 1)	3.0	S	8	0	0	0	4	0	0	0	0	0	0	16	16	0.00	0.000

PITCHER	IP	WLS	BF	H	R	ER	SO	BB	IBB	HBP	BLK	WP	HR	S	P	ERA	WHIP

Batter	1	2	3	4	5	6	7	8	9	AB	R	H	RBI	BB	SO	LOB
Frank Taveras, R (1, 6) OBP: 0.284, SLG: 0.280	6-3			1-3		1B		F8		4	0	1	0	0	0	0
Elliott Maddox, R (1, 5) OBP: 0.416, SLG: 0.301	BB G3-6-1			5-3		F9		L5		3	0	0	0	1	0	2
Jeff Reardon, R (8, 1)										0	0	0	0	0	0	0
Ed Glynn, R (8, 1)										0	0	0	0	0	0	0
Lee Mazzilli, S (1, 3) OBP: 0.398, SLG: 0.330	G3-6-1 1-2f			3-1		L4			1-3	4	0	0	0	0	0	3
Mike Jorgensen, L (1, 9) OBP: 0.435, SLG: 0.404		K			6-3 1B		WP 1B SF9 1B		BB WP 1-3	3	1	2	0	1	1	0
Mario Ramirez, R (9, PR)										0	0	0	0	0	0	0
John Stearns, R (1, 2) OBP: 0.352, SLG: 0.436		5-3			6-3 1-2		F7		1-3 1-2	4	0	0	0	0	0	3
Steve Henderson, R (1, 7) OBP: 0.352, SLG: 0.375		F9			G5-4-3 1B		SF9 WP 1-2 1B		6-3 2-3	4	0	2	0	0	0	2
Joel Youngblood, R (1, 8) OBP: 0.352, SLG: 0.435			P3		G5-4-3 1-2f		SF9 1-3 2-H			2	0	0	1	0	0	2
Doug Flynn, R (1, 4) OBP: 0.239, SLG: 0.248			F1-3			FC4 1B	F4			3	0	1	0	0	0	1
Pat Zachry, R (1, 1)			6-3			FC4 1-2f 1B		5-3		1	0	0	0	0	0	0
Ron Hodges, L (6, PH) OBP: 0.400, SLG: 0.333										1	0	0	0	0	0	1
Tom Hausman, R (6, 1)										0	0	0	0	0	0	0
Alex Trevino, R (8, PH) OBP: 0.448, SLG: 0.440										1	0	0	0	0	0	0
(8, 5)																
Inning Stats	R: 0 E: 0 K: 0 S: 2 H: 0 LOB: 0 BB: 1 P: 6	R: 0 E: 0 K: 1 S: 5 H: 0 LOB: 0 BB: 0 P: 5	R: 0 E: 0 K: 0 S: 3 H: 0 LOB: 0 BB: 0 P: 3	R: 0 E: 0 K: 0 S: 3 H: 0 LOB: 0 BB: 0 P: 3	R: 0 E: 0 K: 0 S: 4 H: 2 LOB: 1 BB: 0 P: 4	R: 0 E: 0 K: 0 S: 5 H: 2 LOB: 2 BB: 0 P: 5	R: 1 E: 0 K: 0 S: 5 H: 2 LOB: 1 BB: 0 P: 5	R: 0 E: 0 K: 0 S: 3 H: 0 LOB: 0 BB: 0 P: 3	R: 0 E: 0 K: 0 S: 3 H: 0 LOB: 2 BB: 1 P: 7	1B: 6 2B: 0 3B: 0 HR: 0 SF: 1 SAC: 0 DP: 2 HBP: 0	WP: 2 PB: 0 SB: 0 CS: 0 PA: 33					

PITCHER	IP	WLS	BF	H	R	ER	SO	BB	IBB	HBP	BLK	WP	HR	S	P	ERA	WHIP
Rick Matula, R (1, 1) ERA: 1.68	8.1	W	31	6	1	1	1	2	0	0	0	1	0	31	39	1.08	0.960
Rick Camp, R (9, 1) ERA: 2.95	0.2	S	2	0	0	0	0	0	0	0	0	1	0	2	2	0.00	0.000

PITCHER	IP	WLS	BF	H	R	ER	SO	BB	IBB	HBP	BLK	WP	HR	S	P	ERA	WHIP

New York Mets @ Atlanta Braves

Atlanta-Fulton County Stadium, Atlanta, GA

Sun May 18 1980, 3:33 AM EDT

Unknown

TOP

livebaseballscorecards.com

AB	30
R	1
H	6
RBI	1
BB	2
SO	1
LOB	14

Batter	1	2	3	4	5	6	7	8	9	AB	R	H	RBI	BB	SO	LOB
Jerry Royster, R (1, 4) OBP: 0.336, SLG: 0.319	6-3		L5-3		F9			BB, 2B		4	0	1	0	0	0	3
Larvell Blanks, R (1, 5) OBP: 0.218, SLG: 0.268	K		F7			CS, 1B		BB, BB		3	0	1	0	1	1	0
Gary Matthews, R (1, 9) OBP: 0.304, SLG: 0.306	F7			F4-3		K		BB		3	0	0	0	1	1	1
Chris Chambliss, L (1, 3) OBP: 0.323, SLG: 0.474		F4-3		K		F9		F7		4	0	0	0	0	1	3
Brian Asselstine, L (1, 7) OBP: 0.289, SLG: 0.357		HR, 1B		F7			F6			3	1	1	0	0	0	0
Dale Murphy, R (1, 8) OBP: 0.353, SLG: 0.486		1-H, HR			F7		K			3	1	1	2	0	1	0
Bill Nahorodny, R (1, 2) OBP: 0.182, SLG: 0.273		K			2B		L5			3	0	1	0	0	1	0
Luis Gomez, R (1, 6) OBP: 0.247, SLG: 0.183		K			BB			5-3		2	0	0	0	1	1	0
Rick Matula, R (1, 1) OBP: 0.071, SLG: 0.071 Rick Camp, R (9, 1)			L5-3, 1B		K			K		3 0	0 0	1 0	0 0	0 0	2 0	2 0
Inning Stats	R: 0 E: 0 K: 1 S: 5 H: 0 LOB: 0 BB: 0 P: 5	R: 2 E: 0 K: 2 S: 9 H: 2 LOB: 0 BB: 0 P: 9	R: 0 E: 0 K: 0 S: 3 H: 1 LOB: 0 BB: 0 P: 3	R: 0 E: 0 K: 1 S: 5 H: 0 LOB: 0 BB: 0 P: 5	R: 0 E: 0 K: 1 S: 6 H: 1 LOB: 2 BB: 1 P: 10	R: 0 E: 0 K: 1 S: 5 H: 1 LOB: 0 BB: 0 P: 5	R: 0 E: 0 K: 1 S: 5 H: 0 LOB: 0 BB: 0 P: 5	R: 0 E: 0 K: 1 S: 6 H: 1 LOB: 3 BB: 2 P: 14		1B: 3 2B: 3 3B: 0 HR: 1 SF: 0 SAC: 0 DP: 1 HBP: 0						

PITCHER		IP	WLS	BF	H	R	ER	SO	BB	IBB	HBP	BLK	WP	HR	S	P	ERA	WHIP
Pat Zachry, R ERA: 2.7	(1, 1)	5.0	L	19	4	2	2	5	1	0	0	0	0	1	28	32	3.60	1.000
Tom Hausman, R ERA: 4.72	(6, 1)	2.0		6	1	0	0	2	0	0	0	0	0	0	10	10	0.00	0.500
Jeff Reardon, R ERA: 3.32	(8, 1)	0.2		5	1	0	0	1	2	0	0	0	0	0	5	13	0.00	4.500
Ed Glynn, L ERA: 4.09	(8, 1)	0.1		1	0	0	0	0	0	0	0	0	0	0	1	1	0.00	0.000

PITCHER	IP	WLS	BF	H	R	ER	SO	BB	IBB	HBP	BLK	WP	HR	S	P	ERA	WHIP

BOTTOM

New York Mets @ Atlanta Braves

Atlanta-Fulton County Stadium, Atlanta, GA

Sun May 18 1980, 3:33 AM EDT

Unknown

livebaseballscorecards.com

AB	28
R	2
H	6
RBI	2
BB	3
SO	8
LOB	9

WP: 0	PA: 31		
PB: 0			
SB: 0			
CS: 1			

New York Mets @ Atlanta Braves

Atlanta-Fulton County Stadium, Atlanta, GA

Sun May 18 1980, 3:38 AM EDT

Att. 11,807 - Unknown

livebaseballscorecards.com

Batter	1	2	3	4	5	6	7	8	9	AB	R	H	RBI	BB	SO	LOB
Frank Taveras, R (1, 6) OBP: 0.297, SLG: 0.295	0-0 K 1B			0-0 SH1-3 1B		0-0 L1-3 1-2			0-0 SH1-4 E 1B	4	1	3	0	0	0	1
Elliott Maddox, R (1, 5) OBP: 0.408, SLG: 0.294	0-3 K 1-2			0-0 SH1-3 1-2			0-0 F7		0-0 SH1-4 1-2	2	0	0	0	0	1	1
Lee Mazzilli, S (1, 3) OBP: 0.386, SLG: 0.318	0-3 K			0-0 F7			0-3 K		0-0 E4 4-3 E 2-H	4	1	0	0	0	2	1
Mike Jorgensen, L (1, 9) (8, 7)		0-3 K		0-0 3-1			0-3 K		0-0 4-3 1-2	4	0	0	0	0	2	2
Joel Youngblood, R (1, 8) (8, 9)		0-0 F2			0-0 F7			0-0 SH1 S 1B	0-0 E4 CS 2-H	4	0	1	0	0	0	0
Steve Henderson, R (1, 7) OBP: 0.352, SLG: 0.366		0-3 K			0-0 5-3			4-0 SH1 1-2 BB	0-0 CS 1-2	2	0	0	0	1	1	0
Jerry Morales, R (8, PR) OBP: 0.256, SLG: 0.250 (8, 8)										0	0	0	0	0	0	0
Ron Hodges, L (1, 2) OBP: 0.364, SLG: 0.294			0-3 K		0-3 K			0-0 SH1 1-2 2-3		2	0	0	0	0	2	0
Doug Flynn, R (1, 4) OBP: 0.242, SLG: 0.243			0-0 F4-3			0-0 F5		4-0 G5-4-3 IBB		2	0	0	0	1	0	0
Ray Burris, R (1, 1) OBP: 0.133, SLG: 0.133			0-0 4-3			0-0 L1-3 1B		0-0 G5-4-3 1-2f		2	0	1	0	0	0	0
John Stearns, R (8, PH) OBP: 0.350, SLG: 0.432										1	0	0	0	0	0	3
Neil Allen, R (8, 1)										0	0	0	0	0	0	0

Inning Stats	1	2	3	4	5	6	7	8	9	
	R: 0 H: 1 E: 0 LOB: 0 K: 2 BB: 0 S: 7 P: 7	R: 0 H: 0 E: 0 LOB: 0 K: 2 BB: 0 S: 7 P: 7	R: 0 H: 0 E: 0 LOB: 0 K: 1 BB: 0 S: 5 P: 5	R: 0 H: 1 E: 0 LOB: 1 K: 0 BB: 0 S: 4 P: 4	R: 0 H: 0 E: 0 LOB: 0 K: 1 BB: 0 S: 5 P: 5	R: 0 H: 1 E: 0 LOB: 0 K: 0 BB: 0 S: 3 P: 3	R: 0 H: 0 E: 0 LOB: 0 K: 2 BB: 0 S: 7 P: 7	R: 0 H: 1 E: 0 LOB: 3 K: 0 BB: 2 S: 3 P: 11	R: 2 H: 1 E: 2 LOB: 0 K: 0 BB: 0 S: 5 P: 5	1B: 5 SF: 0 2B: 1 SAC: 3 3B: 0 DP: 2 HR: 0 HBP: 0	WP: 0 PA: 33 PB: 0 SB: 1 CS: 1

PITCHER		IP	WLS	BF	H	R	ER	SO	BB	IBB	HBP	BLK	WP	HR	S	P	ERA	WHIP
Doyle Alexander, R ERA: 4.12	(1, 1)	7.0		22	3	0	0	8	0	0	0	0	0	0	38	38	0.00	0.429
Gene Garber, R ERA: 6.19	(8, 1)	2.0	L	10	2	2	0	0	1	1	0	0	0	0	8	16	0.00	1.500

PITCHER	IP	WLS	BF	H	R	ER	SO	BB	IBB	HBP	BLK	WP	HR	S	P	ERA	WHIP

New York Mets @ Atlanta Braves

Atlanta-Fulton County Stadium, Atlanta, GA

Sun May 18 1980, 3:38 AM EDT

Att. 11,807 - Unknown

livebaseballscorecards.com

BOTTOM

Batter	1	2	3	4	5	6	7	8	9	AB	R	H	RBI	BB	SO	LOB
Jerry Royster, R (1, 4) OBP: 0.324, SLG: 0.306	1-3		F4		F6		FC5 2-3f		F4-3	5	0	0	0	0	0	3
Larvell Blanks, R (1, 5) OBP: 0.231, SLG: 0.291	2B		K			1B 1B		F9		4	0	2	0	0	1	0
Gary Matthews, R (1, 9) OBP: 0.315, SLG: 0.318	K			K		L3 1-2 1B		1B 1B 1B		4	1	2	0	0	2	1
Chris Chambliss, L (1, 3) OBP: 0.336, SLG: 0.479	HBP			1B		L3 1-2		1B 1-2 1B		3	0	2	0	0	0	2
Brian Asselstine, L (1, 7) OBP: 0.287, SLG: 0.352	F4-3			F8		F8		1B 1-2 2-H		4	0	1	1	0	0	4
Dale Murphy, R (1, 8) OBP: 0.341, SLG: 0.468		F9		K			F4-3	F2		4	0	0	0	0	1	3
Bruce Benedict, R (1, 2) OBP: 0.305, SLG: 0.298		F4-6-3 1B			1B		FC5 SH2-3 1B	K		4	0	3	0	0	1	2
Luis Gomez, R (1, 6) OBP: 0.242, SLG: 0.179		F4-6-3 1-2			L9		SH2-3 1-2		5-3	2	0	0	0	0	0	2
Chico Ruiz, R (9, PH) OBP: 0.222, SLG: 0.333										1	0	0	0	0	0	0
Doyle Alexander, R (1, 1) OBP: 0.143, SLG: 0.143			K		P1		IBB		1-3	2	0	0	0	0	1	1
Mike Lum, L (7, PH) OBP: 0.211, SLG: 0.235										0	0	0	0	1	0	0
Gene Garber, R (8, 1)										0	0	0	0	0	0	0
Joe Nolan, L (9, PH) OBP: 0.389, SLG: 0.375										1	0	0	0	0	0	0
Inning Stats	R: 0 E: 0 K: 1 S: 6 H: 1 LOB: 2 BB: 0 P: 7	R: 0 E: 0 K: 0 S: 3 H: 1 LOB: 0 BB: 0 P: 3	R: 0 E: 0 K: 2 S: 7 H: 0 LOB: 0 BB: 0 P: 7	R: 0 E: 0 K: 2 S: 8 H: 1 LOB: 1 BB: 0 P: 8	R: 0 E: 0 K: 0 S: 4 H: 1 LOB: 1 BB: 0 P: 4	R: 0 E: 0 K: 0 S: 4 H: 2 LOB: 1 BB: 0 P: 4	R: 0 E: 0 K: 0 S: 4 H: 1 LOB: 2 BB: 1 P: 8	R: 1 E: 0 K: 1 S: 8 H: 3 LOB: 2 BB: 0 P: 8	R: 0 E: 0 K: 0 S: 3 H: 0 LOB: 0 BB: 0 P: 3	1B: 9 2B: 2 3B: 0 HR: 0 SF: 0 SAC: 1 DP: 2 HBP: 1						

	AB	34
	R	1
	H	10
	RBI	1
	BB	1
	SO	6
	LOB	18

WP: 0 PB: 0 SB: 0 CS: 0 PA: 37

PITCHER		IP	WLS	BF	H	R	ER	SO	BB	IBB	HBP	BLK	WP	HR	S	P	ERA	WHIP
Ray Burris, R ERA: 2.53	(1, 1)	7.0		28	7	0	0	5	0	1	1	0	0	0	36	41	0.00	1.000
Neil Allen, R ERA: 5.4	(8, 1)	2.0	W	9	3	1	1	1	0	0	0	0	0	0	11	11	4.50	1.500

PITCHER	IP	WLS	BF	H	R	ER	SO	BB	IBB	HBP	BLK	WP	HR	S	P	ERA	WHIP

Batter	1	2	3	4	5	6	7	8	9	AB	R	H	RBI	BB	SO	LOB
Terry Puhl, L (1, 9) OBP: 0.411, SLG: 0.526	BBBB 4-0 S BB		BBBB 4-0 1B BB BB		x 0-0 ① F9		x 0-0 HR		SSS 0-3 ② K	3	2	1	1	2	1	0
Craig Reynolds, L (1, 6) OBP: 0.222, SLG: 0.270	x 0-0 ① P3 1-2		x 0-0 BB BB ① 1-3 1B		SSS 0-3 ② K		x 0-0 ① F6		x 0-0 ③ F4	5	0	1	0	0	1	1
Jeffrey Leonard, R (1, 3) OBP: 0.302, SLG: 0.304 Dave Bergman, L (7, 3) OBP: 0.211, SLG: 0.118	SSS 0-3 ② K		BBBB 4-0 BB 1-2 BB		BBBB 4-0 BB		SSS 0-3 ② K			2 0	0 0	0 0	0 0	2 0	2 0	1 0
Joe Morgan, L (1, 4) OBP: 0.358, SLG: 0.361 Rafael Landestoy, S (8, 4) OBP: 0.275, SLG: 0.378	SSS 0-3 ③ K		BBBB 4-0 1-2 2-3 3-H BB		x 0-0 ③ F4		x 0-0 ③ F9			3 0	0 0	0 0	1 0	1 0	1 0	2 0
Jose Cruz, L (1, 7) OBP: 0.392, SLG: 0.390		x 0-0 F9-4-5 S 1B	x 0-0 ② F2			x 0-0 1B 1B		x 0-0 ① P6		4	0	2	0	0	0	3
Enos Cabell, R (1, 5) OBP: 0.345, SLG: 0.373		x 0-0 ①② F9-4-5 1-3	x 0-0 ③ F7			x 0-0 CS 1-3 1B		x 0-0 1B		4	0	2	0	0	0	4
Cesar Cedeno, R (1, 8) OBP: 0.393, SLG: 0.457		SSS 0-3 ③ K		x 0-0 ① 1-3		BBBB 4-0 ① 1-2 BB		x 0-0 ② F4		3	0	0	0	1	1	1
Alan Ashby, S (1, 2) OBP: 0.333, SLG: 0.435			x 0-0 HR	x 0-0 ② G3		x 0-0 ② P3		x 0-0 ③ F6		4	1	1	1	0	0	3
Ken Forsch, R (1, 1) OBP: 0.261, SLG: 0.304			x 0-0 ① F8	SSS 0-3 ③ K		SSS 0-3 ③ K			SSS 0-3 ① K	4	0	0	0	0	3	2
Inning Stats	R: 0 E: 0 K: 2 S: 7 H: 0 LOB: 1 BB: 1 P: 11	R: 0 E: 0 K: 1 S: 5 H: 1 LOB: 0 BB: 0 P: 5	R: 2 E: 0 K: 0 S: 5 H: 2 LOB: 3 BB: 3 P: 17	R: 0 E: 0 K: 1 S: 5 H: 0 LOB: 0 BB: 0 P: 5	R: 0 E: 0 K: 1 S: 5 H: 0 LOB: 1 BB: 1 P: 9	R: 0 E: 0 K: 1 S: 6 H: 2 LOB: 2 BB: 1 P: 10	R: 1 E: 0 K: 1 S: 6 H: 1 LOB: 0 BB: 0 P: 6	R: 0 E: 0 K: 0 S: 4 H: 1 LOB: 1 BB: 0 P: 4	R: 0 E: 0 K: 2 S: 7 H: 0 LOB: 0 BB: 0 P: 7	1B: 5 2B: 1 3B: 0 HR: 2 SF: 0 SAC: 0 DP: 1 HBP: 0						

PITCHER		IP	WLS	BF	H	R	ER	SO	BB	IBB	HBP	BLK	WP	HR	S	P	ERA	WHIP
Craig Swan, R ERA: 2.81	(1, 1)	7.0	L	31	6	3	3	7	6	0	0	0	0	2	39	63	3.86	1.714
Jeff Reardon, R ERA: 3.0	(8, 1)	2.0		7	1	0	0	2	0	0	0	0	0	0	11	11	0.00	0.500

PITCHER	IP	WLS	BF	H	R	ER	SO	BB	IBB	HBP	BLK	WP	HR	S	P	ERA	WHIP

TOP

Houston Astros @ New York Mets

Shea Stadium, Flushing, NY

Tue May 20 1980, 7:05 PM EDT

Att. 8,466 - Unknown

livebaseballscorecards.com

AB	32
R	3
H	7
RBI	3
BB	6
SO	9
LOB	17

WP: 0	PA: 38				
PB: 0					
SB: 2					
CS: 1					

Houston Astros @ New York Mets

Shea Stadium, Flushing, NY

Tue May 20 1980, 7:05 PM EDT

Att. 8,466 - Unknown

BOTTOM

Batter	1	2	3	4	5	6	7	8	9	AB	R	H	RBI	BB	SO	LOB
Lee Mazzilli, S (1, 3) OBP: 0.390, SLG: 0.342	F7		4-3			SH1-3 3B	FC4-6 1B 1-3			4	1	2	0	0	0	0
Frank Taveras, R (1, 6) OBP: 0.298, SLG: 0.295	1B			6-3		SH1-3 3-H	FC4-6 1-2f			3	0	1	1	0	0	2
Mike Jorgensen, L (1, 9) OBP: 0.390, SLG: 0.354	F8			1-3		L3		6-3		4	0	0	0	0	0	1
Steve Henderson, R (1, 7) OBP: 0.358, SLG: 0.372	K			1B		S 2B 1B		K		4	1	2	0	0	2	1
John Stearns, R (1, 2) OBP: 0.346, SLG: 0.435		F8		1-3		1-H 2B		G3		4	0	1	1	0	0	1
Joel Youngblood, R (1, 8) OBP: 0.338, SLG: 0.414		F8			5-3	5-3			5-3	4	0	0	0	0	0	1
Elliott Maddox, R (1, 5) OBP: 0.402, SLG: 0.292		6-3			FC1-4 1B		F9		L6	4	0	1	0	0	0	0
Doug Flynn, R (1, 4) OBP: 0.236, SLG: 0.237			F4-3		FC1-4 1-2f		F6-3		4-3	3	0	0	0	0	0	1
Ron Hodges, L (9, PH) OBP: 0.348, SLG: 0.278										1	0	0	0	0	0	0
Craig Swan, R (1, 1) OBP: 0.313, SLG: 0.154			6-3		L3		1B 1B			2	0	0	0	0	0	1
Dan Norman, R (7, PH) OBP: 0.250, SLG: 0.406										1	0	1	0	0	0	0
Jeff Reardon, R (8, 1)										0	0	0	0	0	0	0
Inning Stats	R: 0 H: 1 E: 0 LOB: 1 K: 1 BB: 0 S: 6 P: 6	R: 0 H: 0 E: 0 LOB: 0 K: 0 BB: 0 S: 3 P: 3	R: 0 H: 0 E: 0 LOB: 0 K: 0 BB: 0 S: 3 P: 3	R: 0 H: 1 E: 0 LOB: 1 K: 0 BB: 0 S: 4 P: 4	R: 0 H: 1 E: 0 LOB: 1 K: 0 BB: 0 S: 4 P: 4	R: 2 H: 3 E: 0 LOB: 1 K: 0 BB: 0 S: 6 P: 6	R: 0 H: 2 E: 0 LOB: 2 K: 0 BB: 0 S: 5 P: 5	R: 0 H: 0 E: 0 LOB: 0 K: 1 BB: 0 S: 5 P: 5	R: 0 H: 0 E: 0 LOB: 0 K: 0 BB: 0 S: 3 P: 3	1B: 6 SF: 0 2B: 1 SAC: 1 3B: 1 DP: 0 HR: 0 HBP: 0						

livebaseballscorecards.com

AB	34
R	2
H	8
RBI	2
BB	0
SO	2
LOB	8

WP: 0 PA: 35
PB: 0
SB: 1
CS: 0

PITCHER	IP	WLS	BF	H	R	ER	SO	BB	IBB	HBP	BLK	WP	HR	S	P	ERA	WHIP
Ken Forsch, R (1, 1) ERA: 2.58	9.0	W	35	8	2	2	2	0	0	0	0	0	0	39	39	2.00	0.889

PITCHER	IP	WLS	BF	H	R	ER	SO	BB	IBB	HBP	BLK	WP	HR	S	P	ERA	WHIP

Batter	1	2	3	4	5	6	7	8	9	AB	R	H	RBI	BB	SO	LOB
Rafael Landestoy, S (1, 4) OBP: 0.250, SLG: 0.341	F8		K			6-3		F2		4	0	0	0	0	1	0
Terry Puhl, L (1, 7) OBP: 0.405, SLG: 0.515	F9			F4-3		1B		F7		4	0	1	0	0	0	0
Jeffrey Leonard, R (1, 9) OBP: 0.300, SLG: 0.293	F9			F4-3		F4-3			2B, BB	3	0	0	0	1	0	1
Cesar Cedeno, R (1, 8) OBP: 0.387, SLG: 0.459		E6		K			F6		1-3, 2B	4	0	1	0	0	1	0
Enos Cabell, R (1, 5) OBP: 0.343, SLG: 0.392		K			F6		HR		G3	4	1	1	1	0	1	3
Art Howe, R (1, 3) OBP: 0.284, SLG: 0.271		G2			F4		K		L3	3	0	0	0	0	1	1
Joe Morgan, L (9, PH) OBP: 0.356, SLG: 0.358										1	0	0	0	0	0	2
Luis Pujols, R (1, 2) OBP: 0.233, SLG: 0.250		6-3			1B		BB		BB	2	0	1	0	1	0	1
Denny Walling, L (9, PH) OBP: 0.385, SLG: 0.320										0	0	0	0	1	0	0
Craig Reynolds, L (1, 6) OBP: 0.217, SLG: 0.263			F4-3		K		F7		K	3	0	0	0	0	1	2
Jose Cruz, L (9, PH) OBP: 0.389, SLG: 0.387										1	0	0	0	0	1	3
J.R. Richard, R (1, 1) OBP: 0.095, SLG: 0.238			K			6-3		F8		2	0	0	0	0	1	0
Julio Gonzalez, R (8, PH) OBP: 0.115, SLG: 0.154										1	0	0	0	0	0	0
Dave Smith, R (8, 1)										0	0	0	0	0	0	0
Inning Stats	R: 0 E: 0 K: 0 S: 3 H: 0 LOB: 0 BB: 0 P: 3	R: 0 E: 1 K: 1 S: 6 H: 0 LOB: 1 BB: 0 P: 6	R: 0 E: 0 K: 2 S: 7 H: 0 LOB: 0 BB: 0 P: 7	R: 0 E: 0 K: 1 S: 5 H: 0 LOB: 0 BB: 0 P: 5	R: 0 E: 0 K: 1 S: 6 H: 1 LOB: 1 BB: 0 P: 6	R: 0 E: 0 K: 0 S: 4 H: 1 LOB: 1 BB: 0 P: 4	R: 1 E: 0 K: 1 S: 6 H: 1 LOB: 1 BB: 1 P: 10	R: 0 E: 0 K: 0 S: 3 H: 0 LOB: 0 BB: 0 P: 3	R: 0 E: 0 K: 1 S: 6 H: 1 LOB: 3 BB: 2 P: 14	1B: 2 2B: 1 3B: 0 HR: 1 SF: 0 SAC: 0 DP: 0 HBP: 0						

PITCHER		IP	WLS	BF	H	R	ER	SO	BB	IBB	HBP	BLK	WP	HR	S	P	ERA	WHIP
Pete Falcone, L ERA: 4.14	(1, 1)	8.0	W	31	4	1	1	6	2	0	0	0	0	1	41	49	1.12	0.750
Neil Allen, R ERA: 5.22	(9, 1)	1.0	S	4	0	0	0	1	1	0	0	0	0	0	5	9	0.00	1.000

PITCHER	IP	WLS	BF	H	R	ER	SO	BB	IBB	HBP	BLK	WP	HR	S	P	ERA	WHIP

TOP

Houston Astros @ New York Mets

Shea Stadium, Flushing, NY

Wed May 21 1980, 7:05 PM EDT

Att. 4,233 - Unknown

livebaseballscorecards.com

AB	32
R	1
H	4
RBI	1
BB	3
SO	7
LOB	13

WP: 0 PB: 0 SB: 0 CS: 0 PA: 35

Houston Astros @ New York Mets

Shea Stadium, Flushing, NY

Wed May 21 1980, 7:05 PM EDT

Att. 4,233 - Unknown

BOTTOM

livebaseballscorecards.com

Batter	1	2	3	4	5	6	7	8	9	AB	R	H	RBI	BB	SO	LOB
Lee Mazzilli, S (1, 3) OBP: 0.400, SLG: 0.360	BBBB 4-0 SH2-3 BB	x 0-0 ③ 1-3 2-H 1B			x 0-0 ② F8		x 0-0 1B 3-H 2B			3	1	2	2	1	0	1
Frank Taveras, R (1, 6) OBP: 0.313, SLG: 0.311	x 0-0 ① ② SH2-3 1-3		x 0-0 G4-3 1B		x 0-0 E S 2-H 1B		x 0-0 S 2-H 1B			3	0	3	2	0	0	0
Mike Jorgensen, L (1, 9) OBP: 0.383, SLG: 0.348	x 0-0 1B		x 0-0 ① ② G4-3 1-2f		x 0-0 ③ F8 1-3		x 0-0 ③ F7 1-2			4	0	1	0	0	0	3
Steve Henderson, R (1, 7) OBP: 0.354, SLG: 0.367	x 0-0 ③ F6		SSS 0-3 ③ K			x 0-0 ① 6-3		x 0-0 2-3 1B		4	0	1	0	0	1	1
John Stearns, R (1, 2) OBP: 0.344, SLG: 0.424		BBBB 4-0 E S 1B BB		x 0-0 ① L5		x 0-0 ② 6-3		x 0-0 ① 2-3 1-2		3	1	0	0	1	0	1
Jerry Morales, R (1, 8) OBP: 0.244, SLG: 0.238		x 0-0 ① F8 1-2		x 0-0 ② 1-3		x 0-0 ③ 5-3		SSS 0-3 ② K		4	0	0	0	0	1	2
Elliott Maddox, R (1, 5) OBP: 0.387, SLG: 0.280		SSS 0-3 ② K		x 0-0 ③ F8			x 0-0 ① F9	x 0-0 ③ 1-3		4	0	0	0	0	1	2
Doug Flynn, R (1, 4) OBP: 0.238, SLG: 0.233		x 0-0 F5 1B 1B 2-3			BBBB 4-0 SH2-4 1B BB		x 0-0 F4 F3 2B			2	3	0	0	1	0	1
Pete Falcone, L (1, 1) OBP: 0.182, SLG: 0.182 Neil Allen, R (9, 1)		x 0-0 1B 1-2 3-H 1B			x 0-0 ① SH2-4 1-2		x 0-0 ② F3 2-3			2	0	1	1	0	0	1
										0	0	0	0	0	0	0
Inning Stats	R: 0 E: 0 K: 0 S: 3 H: 1 LOB: 1 BB: 1 P: 7	R: 2 E: 1 K: 1 S: 7 H: 2 LOB: 2 BB: 1 P: 11	R: 0 E: 0 K: 1 S: 5 H: 1 LOB: 0 BB: 0 P: 5	R: 0 E: 0 K: 0 S: 3 H: 0 LOB: 0 BB: 0 P: 3	R: 1 E: 0 K: 0 S: 4 H: 1 LOB: 1 BB: 1 P: 8	R: 0 E: 0 K: 0 S: 3 H: 0 LOB: 0 BB: 0 P: 3	R: 2 E: 1 K: 0 S: 6 H: 2 LOB: 1 BB: 0 P: 6	R: 0 E: 0 K: 1 S: 6 H: 1 LOB: 1 BB: 0 P: 6		1B: 7 2B: 1 3B: 0 HR: 0 SF: 0 SAC: 2 DP: 1 HBP: 0						

	AB	29
	R	5
	H	8
	RBI	5
	BB	3
	SO	3
	LOB	12

WP: 0 PB: 0 SB: 3 CS: 0 PA: 34

PITCHER		IP	WLS	BF	H	R	ER	SO	BB	IBB	HBP	BLK	WP	HR	S	P	ERA	WHIP
J.R. Richard, R ERA: 2.32	(1, 1)	7.0	L	30	7	5	1	2	3	0	0	0	0	0	31	43	1.29	1.429
Dave Smith, R ERA: 1.59	(8, 1)	1.0		4	1	0	0	1	0	0	0	0	0	0	6	6	0.00	1.000

PITCHER	IP	WLS	BF	H	R	ER	SO	BB	IBB	HBP	BLK	WP	HR	S	P	ERA	WHIP

Batter	1	2	3	4	5	6	7	8	9	AB	R	H	RBI	BB	SO	LOB
Rafael Landestoy, S (1, 4) OBP: 0.280, SLG: 0.362	CS 1B	F4-3 1B	F4-3			1B S F4-6-3 1B	K		1-3	6	1	3	0	0	1	4
Craig Reynolds, L (1, 6) OBP: 0.224, SLG: 0.294	HR	F4-3	F9			F4-6-3 1B	6-3			5	1	2	1	0	0	4
Terry Puhl, L (1, 9) OBP: 0.397, SLG: 0.495	F8	P6	1-3			F4-6-3		1B BB		4	0	0	0	1	0	3
Jose Cruz, L (1, 7) OBP: 0.389, SLG: 0.388	HBP E 1B		F2	F9		K		1-3 1B		5	0	2	0	0	1	0
Jeffrey Leonard, R (1, 3) OBP: 0.295, SLG: 0.299 Dave Bergman, L (8, 3) OBP: 0.211, SLG: 0.118	E6 HBP	1B 2B		F8			E5 S 1B	K		5 0	2 0	1 0	0 0	0 0	1 0	3 0
Enos Cabell, R (1, 5) OBP: 0.361, SLG: 0.406 Julio Gonzalez, R (7, 5) OBP: 0.111, SLG: 0.148	HBP	1B 2B 1B		HR 1B			1B 1B	F9		3 1	3 0	3 0	1 0	0 0	0 0	0 2
Cesar Cedeno, R (1, 8) OBP: 0.388, SLG: 0.485	F8	F7		HR			1B	K		5	1	2	2	0	1	7
Alan Ashby, S (1, 2) OBP: 0.341, SLG: 0.438 Luis Pujols, R (7, PR) OBP: 0.230, SLG: 0.246 (7, 2)		F4-3	2B 1B	F7			1-3 2-H 1B		F4-3	4 1	0 0	2 0	2 0	0 0	0 0	0 0
Joe Niekro, R (1, 1) OBP: 0.292, SLG: 0.348 Frank LaCorte, R (7, 1) OBP: 0.333, SLG: 0.333		F4-3 1B	2B	6-3			K		5-3	4 1	0 0	2 0	1 0	0 0	1 0	2 0
Inning Stats	R: 1 E: 1 K: 0 S: 6 H: 3 LOB: 3 BB: 0 P: 7	R: 0 E: 0 K: 0 S: 5 H: 2 LOB: 2 BB: 0 P: 5	R: 2 E: 0 K: 0 S: 7 H: 4 LOB: 2 BB: 0 P: 7	R: 0 E: 0 K: 0 S: 3 H: 0 LOB: 0 BB: 0 P: 3	R: 2 E: 0 K: 0 S: 5 H: 2 LOB: 0 BB: 0 P: 5	R: 1 E: 0 K: 1 S: 6 H: 2 LOB: 0 BB: 0 P: 6	R: 2 E: 1 K: 2 S: 11 H: 3 LOB: 2 BB: 0 P: 11	R: 0 E: 0 K: 2 S: 8 H: 1 LOB: 2 BB: 1 P: 12	R: 0 E: 0 K: 0 S: 3 H: 0 LOB: 0 BB: 0 P: 3	1B: 13 2B: 2 3B: 0 HR: 2 SF: 0 SAC: 0 DP: 1 HBP: 1						

TOP

Houston Astros @ New York Mets

Shea Stadium, Flushing, NY

Thu May 22 1980, 7:05 PM EDT

Att. 7,812 - Unknown

livebaseballscorecards.com

AB	44
R	8
H	17
RBI	7
BB	1
SO	5
LOB	25

WP: 0 PB: 0 SB: 2 CS: 1 PA: 46

PITCHER		IP	WLS	BF	H	R	ER	SO	BB	IBB	HBP	BLK	WP	HR	S	P	ERA	WHIP
Mark Bomback, R ERA: 4.83	(1, 1)	1.1		10	5	1	1	0	0	0	1	0	0	1	9	10	6.75	3.750
Kevin Kobel, L ERA: 7.45	(2, 1)	3.2	L	17	6	4	4	0	0	0	0	0	0	1	17	17	9.82	1.636
Tom Hausman, R ERA: 5.09	(6, 1)	1.0		8	5	3	2	1	0	0	0	0	0	0	10	10	18.00	5.000
John Pacella, R ERA: 3.6	(7, 1)	1.0		3	0	0	0	2	0	0	0	0	0	0	7	7	0.00	0.000
Ed Glynn, L ERA: 3.46	(8, 1)	2.0		8	1	0	0	2	1	0	0	0	0	0	11	15	0.00	1.000

PITCHER	IP	WLS	BF	H	R	ER	SO	BB	IBB	HBP	BLK	WP	HR	S	P	ERA	WHIP

BOTTOM

Houston Astros @ New York Mets

Shea Stadium, Flushing, NY

Thu May 22 1980, 7:05 PM EDT

Att. 7,812 - Unknown

livebaseballscorecards.com

Batter	1	2	3	4	5	6	7	8	9	AB	R	H	RBI	BB	SO	LOB
Lee Mazzilli, S (1, 3) OBP: 0.400, SLG: 0.356 Mario Ramirez, R (9, 5)	G3		K		1B BB		1B 2B 1B	K		4 0	1 0	1 0	0 0	1 0	2 0	1 0
Frank Taveras, R (1, 6) OBP: 0.329, SLG: 0.329	6-3		CS 1B		1-2 1B		1-2 2B 1B		G4-6-3 1B	5	1	4	0	0	0	0
Mike Jorgensen, L (1, 9) OBP: 0.384, SLG: 0.378 (8, 8) (9, 3)	F9		CS 1-2	PB 3B 2B	F9		1-H 2-H E 2B		G4-6-3 1-2f	5	2	2	2	0	0	3
John Stearns, R (1, 2) OBP: 0.346, SLG: 0.423		P2-4 1B		5-3 2-3		6-3	F6		1B	5	0	2	0	0	0	2
Jerry Morales, R (1, 8) OBP: 0.245, SLG: 0.238 Ed Glynn, R (8, 1) Ron Hodges, L (9, PH) OBP: 0.333, SLG: 0.263		P2-4 1-2f	K	K	K	K	E5 2-H 1B		K	4 0 1	0 0 0	1 0 0	0 0 0	0 0 0	2 0 1	2 0 1
Steve Henderson, R (1, 7) OBP: 0.369, SLG: 0.415		WP 2B		3-H 3B		BB 1B	K			4	1	3	1	0	1	1
Elliott Maddox, R (1, 5) OBP: 0.391, SLG: 0.274 (9, 8)		2-H BB		F3		1-2 BB		5-3		2	0	0	0	2	0	1
Doug Flynn, R (1, 4) OBP: 0.231, SLG: 0.226		F4-3			F6-3	F9		F4-3		4	0	0	0	0	0	3
Mark Bomback, R (1, 1) OBP: 0.182, SLG: 0.200 Kevin Kobel, R (2, 1) Dan Norman, R (5, PH) OBP: 0.242, SLG: 0.394 Tom Hausman, R (6, 1) John Pacella, R (7, 1) OBP: 0.500, SLG: 0.500 Jose Cardenal, R (7, PH) OBP: 0.320, SLG: 0.227 (8, 9)			1-3		F9		4-3	BB		0 1 1 0 0 0 1	0 0 0 0 0 0 0	0 0 0 0 0 0 1	0 0 0 0 0 0 1	0 0 0 0 0 0 0	0 0 0 0 0 0 0	0 0 0 0 0 0 0
Inning Stats	R: 0 E: 0 K: 0 S: 3 H: 0 LOB: 0 BB: 0 P: 3	R: 1 E: 0 K: 0 S: 4 H: 2 LOB: 1 BB: 1 P: 8	R: 0 E: 0 K: 1 S: 5 H: 1 LOB: 0 BB: 0 P: 5	R: 1 E: 0 K: 1 S: 7 H: 2 LOB: 1 BB: 0 P: 7	R: 0 E: 0 K: 0 S: 4 H: 1 LOB: 2 BB: 1 P: 8	R: 0 E: 0 K: 1 S: 6 H: 1 LOB: 2 BB: 1 P: 10	R: 3 E: 1 K: 1 S: 9 H: 4 LOB: 1 BB: 0 P: 9	R: 0 E: 0 K: 1 S: 5 H: 0 LOB: 1 BB: 1 P: 9	R: 0 E: 0 K: 1 S: 6 H: 2 LOB: 1 BB: 0 P: 6	1B: 9 2B: 4 3B: 1 HR: 0	SF: 0 SAC: 0 DP: 2 HBP: 0						

	AB	37
	R	5
	H	13
	RBI	3
	BB	4
	SO	6
	LOB	14

WP: 2 PB: 1 SB: 0 CS: 1 PA: 42

PITCHER		IP	WLS	BF	H	R	ER	SO	BB	IBB	HBP	BLK	WP	HR	S	P	ERA	WHIP
Joe Niekro, R ERA: 3.39	(1, 1)	6.2	W	32	11	5	4	3	3	0	0	0	1	0	35	47	5.40	2.100
Frank LaCorte, R ERA: 0.44	(7, 1)	2.1	S	9	2	0	0	3	1	0	0	0	0	0	14	18	0.00	1.286

PITCHER	IP	WLS	BF	H	R	ER	SO	BB	IBB	HBP	BLK	WP	HR	S	P	ERA	WHIP

Atlanta Braves @ New York Mets

Shea Stadium, Flushing, NY

Fri May 23 1980, 7:05 PM EDT

Att. 7,864 - Unknown

TOP

livebaseballscorecards.com

Batter	1	2	3	4	5	6	7	8	9	AB	R	H	RBI	BB	SO	LOB
Jerry Royster, R (1, 4) OBP: 0.306, SLG: 0.295	F8		1-3			G3		1B		4	0	1	0	0	0	0
Larvell Blanks, R (1, 5) (8, 6) OBP: 0.231, SLG: 0.275	CS 1B		K			6-3		F8		4	0	1	0	0	1	2
Gary Matthews, R (1, 9) OBP: 0.322, SLG: 0.346	BB			FC3-6 1B		F9			1B F4-3 2B 1B	3	1	2	0	1	0	0
Chris Chambliss, L (1, 3) OBP: 0.331, SLG: 0.463	K			FC3-6			F5		F4-3	4	0	0	0	0	1	3
Brian Asselstine, L (1, 7) OBP: 0.282, SLG: 0.350		F8		F6			1-3		2B 1B	4	0	1	0	0	0	1
Dale Murphy, R (1, 8) OBP: 0.345, SLG: 0.460		1B		K			K		K	4	0	1	0	0	3	3
Bruce Benedict, R (1, 2) OBP: 0.301, SLG: 0.314		F6			5-3			F6	1-3 3-H 2B	4	0	1	1	0	0	1
Luis Gomez, R (1, 6) OBP: 0.242, SLG: 0.172		F4-3			F4-3			K	F9	2	0	0	0	0	0	1
Joe Nolan, L (8, PH) OBP: 0.381, SLG: 0.368										1	0	0	0	0	1	0
Chico Ruiz, R (8, 5) OBP: 0.450, SLG: 0.611										1	0	0	0	0	0	2
Rick Matula, R (1, 1) OBP: 0.063, SLG: 0.063			K		K			1B BB		2	0	0	0	0	2	0
Mike Lum, L (8, PH) OBP: 0.227, SLG: 0.211										0	0	0	0	1	0	0
Larry Bradford, R (8, 1)										0	0	0	0	0	0	0
Inning Stats	R: 0 E: 0 K: 1 S: 5 H: 1 LOB: 1 BB: 1 P: 9	R: 0 E: 0 K: 0 S: 4 H: 1 LOB: 1 BB: 0 P: 4	R: 0 E: 0 K: 2 S: 7 H: 0 LOB: 0 BB: 0 P: 7	R: 0 E: 0 K: 1 S: 6 H: 1 LOB: 1 BB: 0 P: 6	R: 0 E: 0 K: 1 S: 5 H: 0 LOB: 0 BB: 0 P: 5	R: 0 E: 0 K: 0 S: 3 H: 0 LOB: 0 BB: 0 P: 3	R: 0 E: 0 K: 1 S: 5 H: 0 LOB: 0 BB: 0 P: 5	R: 0 E: 0 K: 1 S: 6 H: 1 LOB: 2 BB: 1 P: 10	R: 1 E: 0 K: 1 S: 8 H: 3 LOB: 2 BB: 0 P: 8	1B: 6 2B: 1 3B: 0 HR: 0	SF: 0 SAC: 0 DP: 0 HBP: 0						

	AB	33
	R	1
	H	7
	RBI	1
	BB	2
	SO	8
	LOB	13

WP: 0 PB: 0 SB: 0 CS: 1 PA: 35

PITCHER		IP	WLS	BF	H	R	ER	SO	BB	IBB	HBP	BLK	WP	HR	S	P	ERA	WHIP
Ray Burris, R ERA: 2.29	(1, 1)	8.2	W	34	7	1	1	8	2	0	0	0	0	0	48	56	1.04	1.038
Neil Allen, R ERA: 5.16	(9, 1)	0.1	S	1	0	0	0	0	0	0	0	0	0	0	1	1	0.00	0.000

PITCHER	IP	WLS	BF	H	R	ER	SO	BB	IBB	HBP	BLK	WP	HR	S	P	ERA	WHIP

BOTTOM

Atlanta Braves @ New York Mets

Shea Stadium, Flushing, NY

Fri May 23 1980, 7:05 PM EDT

Att. 7,864 - Unknown

Batter	1	2	3	4	5	6	7	8	9	AB	R	H	RBI	BB	SO	LOB
Lee Mazzilli, S (1, 3) OBP: 0.389, SLG: 0.344	K		G3			K		5-3		4	0	0	0	0	2	0
Frank Taveras, R (1, 6) OBP: 0.333, SLG: 0.340	CS 1B			4-3 1B 2B		1-3		F7		4	1	2	0	0	0	0
Mike Jorgensen, L (1, 9) OBP: 0.371, SLG: 0.364 Jerry Morales, R (8, PH) (9, 8) OBP: 0.253, SLG: 0.238	3-1 1-2			4-3 2-3		G3		BB		3 0	0 0	0 0	0 0	0 1	0 0	2 0
Steve Henderson, R (1, 7) OBP: 0.374, SLG: 0.418		K		G1-4-3 1B 3-H			FC5-4 1B	4-3		4	0	2	1	0	1	1
Joel Youngblood, R (1, 8) (9, 9) OBP: 0.331, SLG: 0.403		F9		G1-4-3 1-2f			FC5-4 4-3 1B 1-2f			3	1	0	0	0	0	2
John Stearns, R (1, 2) OBP: 0.345, SLG: 0.416		BB			K		4-3 1-2			2	0	0	0	1	1	1
Elliott Maddox, R (1, 5) OBP: 0.390, SLG: 0.268		F3			5-3		1B IBB			2	0	0	0	1	0	1
Doug Flynn, R (1, 4) OBP: 0.241, SLG: 0.236			F7		1B		1-3 2-H 1B			3	0	2	1	0	0	0
Ray Burris, R (1, 1) OBP: 0.111, SLG: 0.111 Neil Allen, R (9, 1)			6-3		4-3		P6			3 0	0 0	0 0	0 0	0 0	0 0	3 0
Inning Stats	R: 0 E: 0 K: 1 S: 5 H: 1 LOB: 0 BB: 0 P: 5	R: 0 E: 0 K: 1 S: 5 H: 0 LOB: 1 BB: 1 P: 9	R: 0 E: 0 K: 0 S: 3 H: 0 LOB: 0 BB: 0 P: 3	R: 1 E: 0 K: 0 S: 4 H: 2 LOB: 0 BB: 0 P: 4	R: 0 E: 0 K: 1 S: 6 H: 1 LOB: 1 BB: 0 P: 6	R: 0 E: 0 K: 1 S: 5 H: 0 LOB: 0 BB: 0 P: 5	R: 1 E: 0 K: 0 S: 5 H: 2 LOB: 2 BB: 1 P: 9	R: 0 E: 0 K: 0 S: 3 H: 0 LOB: 1 BB: 1 P: 7		1B: 5 2B: 1 3B: 0 HR: 0 SF: 0 SAC: 0 DP: 1 HBP: 0				WP: 0 PB: 0 SB: 0 CS: 1 PA: 31		

livebaseballscorecards.com

	AB	28
	R	2
	H	6
	RBI	2
	BB	3
	SO	4
	LOB	10

PITCHER		IP	WLS	BF	H	R	ER	SO	BB	IBB	HBP	BLK	WP	HR	S	P	ERA	WHIP
Rick Matula, R ERA: 1.79	(1, 1)	7.0	L	27	6	2	2	4	1	1	0	0	0	0	33	41	2.57	1.000
Larry Bradford, L ERA: 1.04	(8, 1)	1.0		4	0	0	0	0	1	0	0	0	0	0	3	7	0.00	1.000

PITCHER	IP	WLS	BF	H	R	ER	SO	BB	IBB	HBP	BLK	WP	HR	S	P	ERA	WHIP

Batter	1	2	3	4	5	6	7	8	9	10	AB	R	H	RBI	BB	SO	LOB
Larvell Blanks, R (1, 5) OBP: 0.248, SLG: 0.283	K		1B 1B 1B		FC1-6 1B			K		F6-4-3 BB	4	1	2	0	1	2	0
Jerry Royster, R (1, 4) OBP: 0.302, SLG: 0.292	F9		1B 1-3 1B		FC1-6 CS 1-2f			K		F8	5	0	1	0	0	1	2
Chris Chambliss, L (1, 3) OBP: 0.333, SLG: 0.464	HR BB		K		CS 1-2	6-3		1B 2B		F6-4-3 1-2	4	2	1	0	1	1	3
Gary Matthews, R (1, 9) OBP: 0.340, SLG: 0.400	1-H HR		F4-6-3 1-2 3-H 1B			6-3		2-H 1B			4	1	3	4	0	0	0
Brian Asselstine, L (1, 8) OBP: 0.272, SLG: 0.336	F7		F4-6-3 1-2			F4-3		K			4	0	0	0	0	1	3
Jeff Burroughs, R (1, 7) OBP: 0.370, SLG: 0.371		F8		F7			K		5-3		4	0	0	0	0	1	0
Bill Nahorodny, R (1, 2) OBP: 0.133, SLG: 0.200		F9		F8			6-3		F7		4	0	0	0	0	0	0
Bruce Benedict, R (9, 2) OBP: 0.301, SLG: 0.314											0	0	0	0	0	0	0
Luis Gomez, R (1, 6) OBP: 0.263, SLG: 0.189		BB		F8			1B		1B		3	0	2	0	1	0	0
Doyle Alexander, R (1, 1) OBP: 0.118, SLG: 0.118		F9			K		1-3		K		3	0	0	0	0	1	2
Larry Bradford, R (8, 1)											0	0	0	0	0	0	0
Mike Lum, L (9, PH) OBP: 0.217, SLG: 0.200											1	0	0	0	0	1	1
Rick Camp, R (9, 1)											0	0	0	0	0	0	0
Inning Stats	R: 2 E: 0 K: 1 S: 6 H: 1 LOB: 0 BB: 1 P: 10	R: 0 E: 0 K: 0 S: 3 H: 0 LOB: 1 BB: 1 P: 7	R: 1 E: 0 K: 1 S: 7 H: 3 LOB: 1 BB: 0 P: 7	R: 0 E: 0 K: 0 S: 3 H: 0 LOB: 0 BB: 0 P: 3	R: 0 E: 0 K: 1 S: 5 H: 1 LOB: 0 BB: 0 P: 5	R: 0 E: 0 K: 0 S: 3 H: 0 LOB: 0 BB: 0 P: 3	R: 0 E: 0 K: 1 S: 6 H: 1 LOB: 1 BB: 0 P: 6	R: 1 E: 0 K: 3 S: 11 H: 2 LOB: 1 BB: 0 P: 11	R: 0 E: 0 K: 1 S: 6 H: 1 LOB: 1 BB: 0 P: 6	R: 0 E: 0 K: 0 S: 2 H: 0 LOB: 0 BB: 1 P: 6	1B: 7 2B: 1 3B: 0 HR: 1 SF: 0 SAC: 0 DP: 2 HBP: 0						

PITCHER	IP	WLS	BF	H	R	ER	SO	BB	IBB	HBP	BLK	WP	HR	S	P	ERA	WHIP
Pat Zachry, R (1, 1) ERA: 3.6	5.0		20	5	3	3	3	2	0	0	0	0	1	24	32	5.40	1.400
Tom Hausman, R (6, 1) ERA: 4.82	2.0		7	1	0	0	1	0	0	0	0	0	0	9	9	0.00	0.500
Jeff Reardon, R (8, 1) ERA: 3.13	2.0		9	3	1	1	4	0	0	0	0	0	0	17	17	4.50	1.500
Neil Allen, R (10, 1) ERA: 4.99	1.0	W	3	0	0	0	0	1	0	0	0	0	0	2	6	0.00	1.000

PITCHER	IP	WLS	BF	H	R	ER	SO	BB	IBB	HBP	BLK	WP	HR	S	P	ERA	WHIP

TOP

Atlanta Braves @ New York Mets

Shea Stadium, Flushing, NY

Sat May 24 1980, 3:33 AM EDT

Att. 7,221 - Unknown

livebaseballscorecards.com

AB	36
R	4
H	9
RBI	4
BB	3
SO	8
LOB	11

1B: 7	SF: 0	WP: 0	PA: 40
2B: 1	SAC: 0	PB: 0	
3B: 0	DP: 2	SB: 0	
HR: 1	HBP: 0	CS: 1	

Atlanta Braves @ New York Mets

Shea Stadium, Flushing, NY

Sat May 24 1980, 3:33 AM EDT

Att. 7,221 - Unknown

livebaseballscorecards.com

Batter	1	2	3	4	5	6	7	8	9	10	AB	R	H	RBI	BB	SO	LOB
Joel Youngblood, R (1, 8) (9, 9) OBP: 0.326, SLG: 0.403	K		6-3			6-3		2B	4-3 1-2 2-3		5	1	1	0	0	1	2
Frank Taveras, R (1, 6) OBP: 0.335, SLG: 0.349	F8			G3		1B		4-3 SF9 2-H	1-3		5	1	2	1	0	0	2
Lee Mazzilli, S (1, 3) OBP: 0.383, SLG: 0.339	F7			4-3		F9		4-3 2-3		FC5-4 SH3-4 1B	5	1	1	0	0	0	2
Mike Jorgensen, L (1, 9) OBP: 0.380, SLG: 0.413 John Stearns, R (8, PH) OBP: 0.343, SLG: 0.416 (9, 2)		HR		G3		1-3 1B		SF9 3-H		SH3-4 1-2	3 0	1 0	2 0	1 1	0 0	0 0	0 0
Steve Henderson, R (1, 7) OBP: 0.375, SLG: 0.406		F9			K	F8		BB		FC5-4 IBB	3	0	0	0	2	1	2
Ron Hodges, L (1, 2) OBP: 0.333, SLG: 0.273 Jerry Morales, R (8, PH) OBP: 0.247, SLG: 0.233 (9, 8)		K			6-3 2B 1B		4-3	F8		FC5-4 1B 1-2f 2-3	3 2	1 0	1 0	0 0	0 0	1 0	0 3
Elliott Maddox, R (1, 5) OBP: 0.398, SLG: 0.277		6-3			6-3 1-2		F5-3 1B		FC1-6 HBP	1B 1-2 3-H	4	0	2	1	0	0	1
Doug Flynn, R (1, 4) OBP: 0.241, SLG: 0.244			F4		2B 2-H		F5-3 1-2		FC1-6 4-3 E 1-2f		4	0	1	1	0	0	2
Pat Zachry, R (1, 1) Dan Norman, R (5, PH) OBP: 0.235, SLG: 0.382 Tom Hausman, R (6, 1) Jose Moreno, S (7, PH) Jeff Reardon, R (8, 1) Jose Cardenal, R (9, PH) OBP: 0.308, SLG: 0.217 Neil Allen, R (10, 1)			K		K		K			E5 4-3 1-2	1 1 0 1 0 1 0	0 0 0 0 0 0 0	0 0 0 0 0 0 0	0 0 0 0 0 0 0	1 1 0 1 0 0 0	0 1 0 1 0 0 1	1 1 0 1 0 1 0
Inning Stats	R: 0 E: 0 K: 1 S: 5 H: 0 LOB: 0 BB: 0 P: 5	R: 1 E: 0 K: 1 S: 6 H: 1 LOB: 0 BB: 0 P: 6	R: 0 E: 0 K: 1 S: 5 H: 0 LOB: 0 BB: 0 P: 5	R: 0 E: 0 K: 0 S: 3 H: 0 LOB: 0 BB: 0 P: 3	R: 1 E: 0 K: 2 S: 9 H: 2 LOB: 1 BB: 0 P: 9	R: 0 E: 0 K: 0 S: 5 H: 2 LOB: 2 BB: 0 P: 5	R: 0 E: 0 K: 1 S: 6 H: 1 LOB: 1 BB: 0 P: 6	R: 2 E: 0 K: 0 S: 5 H: 2 LOB: 1 BB: 1 P: 9	R: 0 E: 1 K: 0 S: 4 H: 0 LOB: 2 BB: 0 P: 5	R: 1 E: 0 K: 0 S: 4 H: 2 LOB: 2 BB: 1 P: 8	1B: 6 2B: 3 3B: 0 HR: 1 SF: 1 SAC: 1 DP: 0 HBP: 1						

PITCHER		IP	WLS	BF	H	R	ER	SO	BB	IBB	HBP	BLK	WP	HR	S	P	ERA	WHIP
Doyle Alexander, R ERA: 4.27	(1, 1)	7.0		29	8	4	4	6	0	0	0	0	0	1	41	41	5.14	1.143
Larry Bradford, L ERA: 0.98	(8, 1)	1.0		4	0	0	0	0	1	0	0	0	0	0	3	7	0.00	1.000
Rick Camp, R ERA: 2.88	(9, 1)	1.2	L	10	2	1	1	0	0	1	1	0	0	0	8	13	5.40	1.200

PITCHER		IP	WLS	BF	H	R	ER	SO	BB	IBB	HBP	BLK	WP	HR	S	P	ERA	WHIP

AB	38
R	5
H	10
RBI	5
BB	2
SO	6
LOB	17

WP: 0 PA: 43
PB: 0
SB: 0
CS: 0

Atlanta Braves @ New York Mets

Shea Stadium, Flushing, NY

Sun May 25 1980, 3:33 AM EDT

Att. 13,624 - Unknown

TOP

livebaseballscorecards.com

Batter	1	2	3	4	5	6	7	8	9	AB	R	H	RBI	BB	SO	LOB
Larvell Blanks, R (1, 5) (7, 6) OBP: 0.239, SLG: 0.273	6-3		F9			6-3		F7		4	0	0	0	0	0	0
Chico Ruiz, R (1, 4) (7, 5) OBP: 0.417, SLG: 0.545	E7 1B		F9			K		F9		4	0	1	0	0	1	0
Chris Chambliss, L (1, 3) OBP: 0.325, SLG: 0.451	F8			F7		F9			F8	4	0	0	0	0	0	1
Gary Matthews, R (1, 9) OBP: 0.337, SLG: 0.393	K			F9			SH1-4 1B		F9	4	0	1	0	0	1	1
Brian Asselstine, L (1, 8) OBP: 0.274, SLG: 0.336		1B		E8			SH1-4 1-2		F7	3	0	1	0	0	0	0
Jeff Burroughs, R (1, 7) OBP: 0.369, SLG: 0.361		F7		K			IBB			2	0	0	0	1	1	2
Bruce Benedict, R (1, 2) OBP: 0.289, SLG: 0.301		F6			F7		K			3	0	0	0	0	1	3
Luis Gomez, R (1, 6) OBP: 0.257, SLG: 0.185		F4			F8		K			2	0	0	0	0	0	1
Mike Lum, L (7, PH) OBP: 0.208, SLG: 0.190										1	0	0	0	0	1	2
Jerry Royster, R (7, 4) OBP: 0.302, SLG: 0.292										0	0	0	0	0	0	0
Phil Niekro, R (1, 1) OBP: 0.087, SLG: 0.130			K		F7			F2		3	0	0	0	0	1	0

	AB	30
	R	0
	H	3
	RBI	0
	BB	1
	SO	6
	LOB	10

Inning Stats	1	2	3	4	5	6	7	8	9
	R: 0 E: 1 K: 1 S: 6	H: 1 LOB: 1 BB: 0 P: 6	R: 0 E: 0 K: 0 S: 4	H: 1 LOB: 1 BB: 0 P: 4	R: 0 E: 0 K: 1 S: 5	H: 0 LOB: 0 BB: 0 P: 5	R: 0 E: 1 K: 1 S: 6	H: 0 LOB: 1 BB: 0 P: 6	R: 0 E: 0 K: 0 S: 3	H: 0 LOB: 0 BB: 0 P: 3	R: 0 E: 0 K: 1 S: 5	H: 0 LOB: 0 BB: 0 P: 5	R: 0 E: 0 K: 2 S: 8	H: 1 LOB: 2 BB: 1 P: 12	R: 0 E: 0 K: 0 S: 3	H: 0 LOB: 0 BB: 0 P: 3	R: 0 E: 0 K: 0 S: 3	H: 0 LOB: 0 BB: 0 P: 3

1B: 3	SF: 0	WP: 0	PA: 32
2B: 0	SAC: 1	PB: 0	
3B: 0	DP: 0	SB: 0	
HR: 0	HBP: 0	CS: 0	

PITCHER		IP	WLS	BF	H	R	ER	SO	BB	IBB	HBP	BLK	WP	HR	S	P	ERA	WHIP
Craig Swan, R ERA: 2.39	(1, 1)	9.0	W	32	3	0	0	6	0	1	0	0	0	0	43	47	0.00	0.333

PITCHER		IP	WLS	BF	H	R	ER	SO	BB	IBB	HBP	BLK	WP	HR	S	P	ERA	WHIP

Atlanta Braves @ New York Mets

Shea Stadium, Flushing, NY

Sun May 25 1980, 3:33 AM EDT

Att. 13,624 - Unknown

BOTTOM

Batter	1	2	3	4	5	6	7	8	9	AB	R	H	RBI	BB	SO	LOB
Joel Youngblood, R (1, 9) OBP: 0.317, SLG: 0.391	5-3		G6-4-3 1-2f		F8			F7		4	0	0	0	0	0	1
Frank Taveras, R (1, 6) OBP: 0.352, SLG: 0.379	FC6-4 1B		2B			CS 1B		2B		4	1	4	0	0	0	0
Lee Mazzilli, S (1, 3) OBP: 0.373, SLG: 0.328	K		K			2-3 1-2		F2		4	0	0	0	0	2	4
John Stearns, R (1, 2) OBP: 0.354, SLG: 0.430	FC6-4 1-2f			6-3 1B		BB		HR 2-H		3	1	2	1	1	0	1
Mike Jorgensen, L (1, 8) OBP: 0.375, SLG: 0.440 Jerry Morales, R (9, 8) OBP: 0.247, SLG: 0.233		F9		F7		F9		HR 2-H		4 0	1 0	1 0	2 0	0 0	0 0	2 0
Alex Trevino, R (1, 5) OBP: 0.424, SLG: 0.414		K		6-3 1-2			FC5-4 1B	F9		4	0	1	0	0	1	1
Steve Henderson, R (1, 7) OBP: 0.374, SLG: 0.398		HBP		F3			F9			2	0	0	0	0	0	2
Doug Flynn, R (1, 4) OBP: 0.236, SLG: 0.239		K			F5-3		FC5-4 1-2f			3	0	0	0	0	1	2
Craig Swan, R (1, 1) OBP: 0.316, SLG: 0.133			G6-4-3 BB		6-3		K			2	0	0	0	1	1	1
Inning Stats	R: 0 H: 1 E: 0 LOB: 1 K: 1 BB: 0 S: 6 P: 6	R: 0 H: 0 E: 0 LOB: 1 K: 2 BB: 0 S: 7 P: 8	R: 0 H: 1 E: 0 LOB: 1 K: 1 BB: 1 S: 5 P: 9	R: 0 H: 1 E: 0 LOB: 1 K: 0 BB: 0 S: 4 P: 4	R: 0 H: 0 E: 0 LOB: 0 K: 0 BB: 0 S: 3 P: 3	R: 0 H: 1 E: 0 LOB: 1 K: 0 BB: 1 S: 3 P: 7	R: 0 H: 1 E: 0 LOB: 1 K: 1 BB: 0 S: 6 P: 6	R: 3 H: 3 E: 0 LOB: 0 K: 0 BB: 0 S: 6 P: 6		1B: 4 SF: 0 2B: 3 SAC: 0 3B: 0 DP: 1 HR: 1 HBP: 1						

livebaseballscorecards.com

AB	30
R	3
H	8
RBI	3
BB	2
SO	5
LOB	14

WP: 0 PB: 0 SB: 0 CS: 1 PA: 33

PITCHER	IP	WLS	BF	H	R	ER	SO	BB	IBB	HBP	BLK	WP	HR	S	P	ERA	WHIP
Phil Niekro, R (1, 1) ERA: 3.89	8.0	L	33	8	3	3	5	2	0	1	0	0	1	40	49	3.38	1.250

New York Mets @ St. Louis Cardinals

Busch Stadium, St. Louis, MO

Mon May 26 1980, 3:33 AM CDT

Att. 8,470 - Unknown

TOP

livebaseballscorecards.com

Batter	1	2	3	4	5	6	7	8	9	AB	R	H	RBI	BB	SO	LOB
Lee Mazzilli, S (1, 3) OBP: 0.380, SLG: 0.360	1B 2B	1-H 3B			5-3		F8		2-H 1B	5	1	3	2	0	0	0
Frank Taveras, R (1, 6) OBP: 0.353, SLG: 0.380	1B 1B 2-3 1B	F8			S 1B			6-3	6-3	5	1	2	0	0	0	2
Joel Youngblood, R (1, 9) OBP: 0.313, SLG: 0.383	1B 1-3 3-H 1B		F9		F8 1-2			4-3	K	5	0	1	1	0	1	2
Mike Jorgensen, L (1, 8) OBP: 0.370, SLG: 0.432	F2		1-3		G3			1B		4	0	1	0	0	0	3
Steve Henderson, R (1, 7) OBP: 0.370, SLG: 0.393	K		F8			K		1-2 1B		4	0	1	0	0	2	2
John Stearns, R (1, 2) OBP: 0.351, SLG: 0.424	1-3 3-H 1B			4-3		F7		L4		4	0	1	1	0	0	2
Elliott Maddox, R (1, 5) OBP: 0.394, SLG: 0.276		5-3		F9		5-3			2B SF7 1B	4	1	1	0	0	0	0
Doug Flynn, R (1, 4) OBP: 0.250, SLG: 0.261		3B 1B		1B			F4-3		1-3 1B 2B	4	2	3	0	0	0	0
Pete Falcone, L (1, 1) OBP: 0.154, SLG: 0.154		K		4-3			3-1		SF7 3-H	2	0	0	0	0	1	2
John Pacella, R (6, 1) OBP: 0.500, SLG: 0.500										0	0	0	0	0	0	0
Jose Moreno, S (7, PH)										1	0	0	0	0	0	0
Ed Glynn, R (7, 1)										0	0	0	0	0	0	0
Ron Hodges, L (9, PH) OBP: 0.321, SLG: 0.273										0	0	0	1	0	0	0

	AB	38
	R	5
	H	13
	RBI	5
	BB	0
	SO	4
	LOB	13

Inning Stats	1	2	3	4	5	6	7	8	9	1B: 10	SF: 1	WP: 0	PA: 39
R	2	1	0	0	0	0	0	0	2	2B: 2	SAC: 0	PB: 0	
E	0	0	0	0	0	0	0	0	0	3B: 1	DP: 0	SB: 1	
K	1	1	0	0	0	1	0	0	1	HR: 0	HBP: 0	CS: 0	
S	8	7	3	4	4	5	3	5	8				
H	4	2	0	1	1	0	0	2	3				
LOB	2	1	0	1	1	0	0	1	1				
BB	0	0	0	0	0	0	0	0	0				
P	8	7	3	4	4	5	3	5	8				

PITCHER	IP	WLS	BF	H	R	ER	SO	BB	IBB	HBP	BLK	WP	HR	S	P	ERA	WHIP
Bob Forsch, R (1, 1) ERA: 2.99	9.0	W	39	13	5	5	4	0	0	0	0	0	0	47	47	5.00	1.444

PITCHER	IP	WLS	BF	H	R	ER	SO	BB	IBB	HBP	BLK	WP	HR	S	P	ERA	WHIP

BOTTOM

New York Mets @ St. Louis Cardinals

Busch Stadium, St. Louis, MO

Mon May 26 1980, 3:33 AM CDT

Att. 8,470 - Unknown

livebaseballscorecards.com

Batter	1	2	3	4	5	6	7	8	9	AB	R	H	RBI	BB	SO	LOB
Garry Templeton, S (1, 6) OBP: 0.362, SLG: 0.411	5-3		FC5-2 S 1B 2-3 1B		F9		K			4	1	1	0	0	1	0
Mike Ramsey, S (1, 4) OBP: 0.364, SLG: 0.545	K		FC5-2 1-3 3-H 1B		6-3		2B 2B			4	1	1	0	0	1	2
Keith Hernandez, L (1, 3) OBP: 0.428, SLG: 0.516	F7		1-2 3-H 1B			1B 2B	2-H 2B			4	2	3	2	0	0	0
Ted Simmons, S (1, 7) OBP: 0.432, SLG: 0.551 Bobby Bonds, R (7, PR) OBP: 0.295, SLG: 0.347 (8, 7)		BBBB F5-4-3 BB	F8			2-H HR 1B	2-H 2B			3 0	1 0	2 0	2 0	1 0	0 0	2 0
George Hendrick, R (1, 9) OBP: 0.362, SLG: 0.566		F5-4-3 1-2		HR		1-H HR	5-3			4	2	2	3	0	0	2
Ken Reitz, R (1, 5) OBP: 0.405, SLG: 0.486		K		F8		G6-3 1B		F7		4	0	1	0	0	1	0
Steve Swisher, R (1, 2) OBP: 0.111, SLG: 0.111			E6 1B 1B	F8		K		6-3		4	1	1	0	0	1	1
Tony Scott, S (1, 8) OBP: 0.275, SLG: 0.265			1B SH1-4 FC5-2 2-H 1B	F3		G6-3 1-2f		1B		4	0	2	1	0	0	1
Bob Forsch, R (1, 1) OBP: 0.231, SLG: 0.480			SH1-4 1-2		6-3		F9	F8		3	0	0	0	0	0	1
Inning Stats	R: 0 H: 0 E: 0 LOB: 0 K: 1 BB: 0 S: 5 P: 5	R: 0 H: 0 E: 0 LOB: 0 K: 1 BB: 1 S: 4 P: 8	R: 2 H: 4 E: 1 LOB: 2 K: 0 BB: 0 S: 7 P: 7	R: 1 H: 1 E: 0 LOB: 0 K: 0 BB: 0 S: 4 P: 4	R: 0 H: 0 E: 0 LOB: 0 K: 0 BB: 0 S: 3 P: 3	R: 3 H: 4 E: 0 LOB: 0 K: 1 BB: 0 S: 8 P: 8	R: 2 H: 3 E: 0 LOB: 1 K: 1 BB: 0 S: 8 P: 8	R: 0 H: 1 E: 0 LOB: 1 K: 0 BB: 0 S: 4 P: 4		1B: 7 SF: 0 2B: 4 SAC: 1 3B: 0 DP: 2 HR: 2 HBP: 0						

	AB	34
	R	8
	H	13
	RBI	8
	BB	1
	SO	4
	LOB	9

WP: 0 PA: 36
PB: 0
SB: 1
CS: 0

PITCHER		IP	WLS	BF	H	R	ER	SO	BB	IBB	HBP	BLK	WP	HR	S	P	ERA	WHIP
Pete Falcone, L ERA: 4.93	(1, 1)	5.0	L	23	8	6	6	2	1	0	0	0	0	2	26	30	10.80	1.800
John Pacella, R ERA: 3.38	(6, 1)	1.0		3	1	0	0	1	0	0	0	0	0	0	5	5	0.00	1.000
Ed Glynn, L ERA: 4.2	(7, 1)	2.0		10	4	2	2	1	0	0	0	0	0	0	12	12	9.00	2.000

PITCHER	IP	WLS	BF	H	R	ER	SO	BB	IBB	HBP	BLK	WP	HR	S	P	ERA	WHIP

New York Mets @ St. Louis Cardinals

Busch Stadium, St. Louis, MO

Tue May 27 1980, 7:05 PM CDT

Att. 10,658 - Unknown

TOP

livebaseballscorecards.com

Batter	1	2	3	4	5	6	7	8	9	AB	R	H	RBI	BB	SO	LOB
Frank Taveras, R (1, 6) OBP: 0.353, SLG: 0.374	5-3	FC6-4 1-2f		4-3 2-3	BB		BB 1-2 2-H 1B		6-3	5	0	1	1	1	0	3
Elliott Maddox, R (1, 5) OBP: 0.406, SLG: 0.294	K		G4-6-3 E 2B	S 3-H 1B	BB 1-2 2-3		BB 1-2 2-3		1-3	4	1	2	1	2	1	0
Lee Mazzilli, S (1, 3) OBP: 0.375, SLG: 0.350 Dan Norman, R (7, 9) OBP: 0.235, SLG: 0.382	4-3		G4-6-3 BB	4-3 1-2	F8		K			4 0	0 0	0 0	0 0	1 0	1 0	7 0
Mike Jorgensen, L (1, 9) (7, 3) OBP: 0.371, SLG: 0.430		E SF9 1B	G4-6-3 1-2f 2-3		FC6-4 SF7 1B	K	K			5	2	2	0	0	2	5
John Stearns, R (1, 2) OBP: 0.359, SLG: 0.431		E4 SF9 1-3 2B	E6 3B 3-H		FC6-4 1-2 1B	G4-6-3 1B		G4-6-3 1B		5	2	3	0	0	0	1
Steve Henderson, R (1, 7) OBP: 0.363, SLG: 0.405		SF9 2-3 3-H	1-H 3B		FC6-4 S 1-2f 2-3 2B	G4-6-3 1-2f		G4-6-3 1-2f		4	1	1	2	0	0	4
Jerry Morales, R (1, 8) OBP: 0.265, SLG: 0.267		3-H 2B	5-3		SF7 1-2 3-H		BB 1B 1B	1B		4	1	3	2	0	0	1
Doug Flynn, R (1, 4) OBP: 0.255, SLG: 0.261	F7			4-3 SH1-4 1B 1B	2B IBB		K	F4		4	2	1	0	1	1	3
Mark Bomback, R (1, 1) OBP: 0.357, SLG: 0.364 Tom Hausman, R (8, 1)	FC6-4 HBP			SH1-4 1-2	BB 1-H 2-H 2B		BB 1B 1-2 BB		K	1 1	0 0	1 0	2 0	1 0	0 1	0 0

Inning Stats	1	2	3	4	5	6	7	8	9
	R: 0 E: 0 K: 1 S: 5	R: 2 E: 1 K: 0 S: 6	R: 2 E: 1 K: 0 S: 5	R: 1 E: 0 K: 0 S: 5	R: 3 E: 0 K: 0 S: 6	R: 0 E: 0 K: 1 S: 5	R: 1 E: 0 K: 3 S: 11	R: 0 E: 0 K: 0 S: 4	R: 0 E: 0 K: 1 S: 5
	H: 0 LOB: 0 BB: 0 P: 5	H: 2 LOB: 2 BB: 0 P: 7	H: 2 LOB: 1 BB: 1 P: 9	H: 2 LOB: 1 BB: 0 P: 5	H: 3 LOB: 3 BB: 3 P: 18	H: 1 LOB: 0 BB: 0 P: 5	H: 2 LOB: 3 BB: 2 P: 19	H: 2 LOB: 1 BB: 0 P: 4	H: 0 LOB: 0 BB: 0 P: 5

	AB	37
	R	9
	H	14
	RBI	8
	BB	6
	SO	6
	LOB	24

	1B: 10	SF: 2	WP: 0	PA: 47
	2B: 3	SAC: 1	PB: 0	
	3B: 1	DP: 3	SB: 2	
	HR: 0	HBP: 1	CS: 0	

PITCHER		IP	WLS	BF	H	R	ER	SO	BB	IBB	HBP	BLK	WP	HR	S	P	ERA	WHIP
Silvio Martinez, R ERA: 4.35	(1, 1)	4.2	L	27	9	8	5	1	1	1	1	0	0	0	26	35	9.64	2.143
Jim Otten, R ERA:	(5, 1)	0.1		3	0	0	0	0	2	0	0	0	0	0	1	9	0.00	6.000
Roy Thomas, R ERA: 5.64	(6, 1)	1.1		8	3	1	1	2	2	0	0	0	0	0	10	18	6.75	3.750
Bob Sykes, L ERA: 10.13	(7, 1)	0.2		2	0	0	0	2	0	0	0	0	0	0	6	6	0.00	0.000
George Frazier, R ERA:	(8, 1)	1.0		4	2	0	0	0	0	0	0	0	0	0	4	4	0.00	2.000

PITCHER		IP	WLS	BF	H	R	ER	SO	BB	IBB	HBP	BLK	WP	HR	S	P	ERA	WHIP
Don Hood, L ERA: 2.05	(9, 1)	1.0		3	0	0	0	1	0	0	0	0	0	0	5	5	0.00	0.000

BOTTOM

New York Mets @ St. Louis Cardinals

Busch Stadium, St. Louis, MO

Tue May 27 1980, 7:05 PM CDT

Att. 10,658 - Unknown

livebaseballscorecards.com

Batter	1	2	3	4	5	6	7	8	9	AB	R	H	RBI	BB	SO	LOB
Garry Templeton, S (1, 6) OBP: 0.356, SLG: 0.404	1-3		F5		F8			E3	F4-3	3	0	0	0	0	0	1
Mike Phillips, L (8, 6) OBP: 0.100, SLG: 0.200								1B	2B	2	1	1	0	0	0	0
Leon Durham, L (1, 9) OBP: 0.200, SLG: 0.200	F7		F8			F7		G3 BB 1B 2-H	F4-3 2-3	5	1	1	1	0	0	1
								1B								
Keith Hernandez, L (1, 3) OBP: 0.433, SLG: 0.522	1B		K			F9 2B		B B B B 4-0 G3 1-2 1B BB	F4-3	4	1	2	0	1	1	1
Ted Simmons, S (1, 7) OBP: 0.420, SLG: 0.533	F2			6-3		F9 2-3		G3 1-2 2-3		4	0	0	0	0	0	4
Terry Kennedy, L (1, 2) OBP: 0.372, SLG: 0.526		HR		F4-3		B B B B 4-0 FC5-4 BB		WP 2B 2-H 3-H 1B		3	2	2	3	1	0	0
George Hendrick, R (1, 8) OBP: 0.353, SLG: 0.551		5-3		5-3		FC5-4 1-2f		P3 1-2		4	0	0	0	0	0	3
Ken Reitz, R (1, 5) OBP: 0.404, SLG: 0.490		3-1 2B			F8	6-3		2-H 2B		3	0	1	0	0	0	0
George Frazier, R (8, 1)										0	0	0	0	0	0	0
Dane Iorg, L (8, PH) OBP: 0.407, SLG: 0.519										1	0	1	1	0	0	0
Don Hood, L (9, 1) OBP: 0.143, SLG: 0.143										0	0	0	0	0	0	0
Mike Ramsey, S (1, 4) OBP: 0.333, SLG: 0.467		3-1 2-3			1B	F4-3		F7		4	0	1	0	0	0	2
(8, 5)																
Silvio Martinez, R (1, 1) OBP: 0.167, SLG: 0.091		K			P6	F4-3			F7	1	0	0	0	0	1	1
Jim Otten, R (5, 1)										0	0	0	0	0	0	0
Tony Scott, S (5, PH) OBP: 0.273, SLG: 0.264										1	0	0	0	0	0	1
Roy Thomas, R (6, 1) OBP: 0.250, SLG: 0.250										0	0	0	0	0	0	0
Bob Sykes, S (7, 1) OBP: 0.500, SLG: 0.400										0	0	0	0	0	0	0
Tom Herr, S (7, PH) OBP: 0.224, SLG: 0.270										2	0	0	0	0	0	0
(8, 4)																
Inning Stats	R: 0 E: 0 K: 0 S: 4 H: 1 LOB: 1 BB: 0 P: 4	R: 1 E: 0 K: 1 S: 7 H: 2 LOB: 1 BB: 0 P: 7	R: 0 E: 0 K: 1 S: 5 H: 0 LOB: 0 BB: 0 P: 5	R: 0 E: 0 K: 0 S: 3 H: 0 LOB: 0 BB: 0 P: 3	R: 0 E: 0 K: 0 S: 4 H: 1 LOB: 1 BB: 0 P: 4	R: 0 E: 0 K: 0 S: 4 H: 1 LOB: 2 BB: 1 P: 8	R: 0 E: 0 K: 0 S: 3 H: 0 LOB: 0 BB: 0 P: 3	R: 4 E: 1 K: 0 S: 7 H: 3 LOB: 1 BB: 1 P: 11	R: 0 E: 0 K: 0 S: 4 H: 1 LOB: 1 BB: 0 P: 4	1B: 4 2B: 4 3B: 0 HR: 1 SF: 0 SAC: 0 DP: 0 HBP: 0						

	AB	37
	R	5
	H	9
	RBI	5
	BB	2
	SO	2
	LOB	14

WP: 1 PA: 39
PB: 0
SB: 0
CS: 0

PITCHER		IP	WLS	BF	H	R	ER	SO	BB	IBB	HBP	BLK	WP	HR	S	P	ERA	WHIP
Mark Bomback, R ERA: 4.62	(1, 1)	7.1	W	31	6	4	3	2	2	0	0	0	0	1	33	41	3.68	1.091
Tom Hausman, R ERA: 4.85	(8, 1)	1.2		8	3	1	1	0	0	0	0	0	1	0	8	8	5.40	1.800

PITCHER	IP	WLS	BF	H	R	ER	SO	BB	IBB	HBP	BLK	WP	HR	S	P	ERA	WHIP

New York Mets @ St. Louis Cardinals

Busch Stadium, St. Louis, MO

Wed May 28 1980, 3:33 AM CDT

Att. 12,161 - Unknown

TOP

livebaseballscorecards.com

Batter	1	2	3	4	5	6	7	8	9	AB	R	H	RBI	BB	SO	LOB
Lee Mazzilli, S (1, 3) OBP: 0.376, SLG: 0.343 Neil Allen, R (8, 1)	BBBB 4-0 CS BB		SSS 0-3 K ②		x 0-0 4-3 ③			BB BB 1B BB x 0-0 F9 ③		3 1 0 0 2 1 3 0 0 0 0 0 0 0						
Frank Taveras, R (1, 6) OBP: 0.360, SLG: 0.370	BBBB 4-0 ① 1-2 BB		x 0-0 P4 ③			BBBB 4-0 L3 BB		BBBB 4-0 BB 1B 1-2 BB x 0-0 F9 ①		2 1 0 0 3 0 0						
Mike Jorgensen, L (1, 9) OBP: 0.355, SLG: 0.408 (8, 3)	x 0-0 F8 ②			x 0-0 F7 ①		x 0-0 ①② L3 1-2		x 0-0 P3 ② x 0-0 4-3 ②		5 0 0 0 0 0 4						
Joel Youngblood, R (1, 8) OBP: 0.316, SLG: 0.380 (8, 9)	x 0-0 F8 ③			x 0-0 F3 ②		x 0-0 F8 ③		BBBB 4-0 BB 1B 2B 1-2 2-3 BB x 0-0 S 1B		4 1 1 0 1 0 1						
John Stearns, R (1, 2) OBP: 0.367, SLG: 0.433		x 0-0 1B FC5-4-3-2 1B		BBBB 4-0 BB			x 0-0 F8 ①	x 0-0 BB 2B 1-2 2-H 3-H 1B x 0-0 4-3 ③ 1-2		4 1 2 2 1 0 1						
Steve Henderson, R (1, 7) OBP: 0.367, SLG: 0.404		x 0-0 FC5-4-3-2 1-2 1B		x 0-0 F9 ③			x 0-0 ② F8	BBBB 4-0 2B 1-2 2-3 BB		3 1 1 0 1 0 1						
Elliott Maddox, R (1, 5) OBP: 0.409, SLG: 0.304		x 0-0 ① P6			SSS 0-3 ① K		BBBB 4-0 BB	x 0-0 1B 1-H 2-H 3-H 2B		3 1 1 3 1 1 2						
Doug Flynn, R (1, 4) OBP: 0.257, SLG: 0.257 Jerry Morales, R (8, 8) OBP: 0.265, SLG: 0.267		x 0-0 ② ③ FC5-4-3-2 1-2 2-H			BBBB 4-0 SH1-4 BB		x 0-0 ③ F8	4-0 1B IBB		2 0 0 0 1 0 3 0 0 0 0 0 0 0						
Ray Burris, R (1, 1) OBP: 0.105, SLG: 0.105 John Pacella, R (6, 1) OBP: 0.500, SLG: 0.500 Kevin Kobel, R (7, 1) Jose Moreno, S (7, 4) OBP: 0.250, SLG: 0.250 Ron Hodges, L (8, PH) OBP: 0.345, SLG: 0.273			x 0-0 ① P3		x 0-0 ② SH1-4 1-2			K x 0-0 1-3 2-H 1B		1 0 0 0 0 0 0 0 0 0 0 0 0 0 0 0 0 0 0 0 0 2 0 1 1 0 1 0 0 0 0 0 1 0 0						

Inning Stats	R: 0 E: 0 K: 0 S: 2	H: 0 LOB: 1 BB: 2 P: 10	R: 0 E: 0 K: 0 S: 4	H: 2 LOB: 1 BB: 0 P: 4	R: 0 E: 0 K: 1 S: 5	H: 0 LOB: 0 BB: 0 P: 5	R: 0 E: 0 K: 0 S: 3	H: 0 LOB: 1 BB: 1 P: 7	R: 0 E: 0 K: 1 S: 5	H: 0 LOB: 1 BB: 1 P: 9	R: 0 E: 0 K: 0 S: 2	H: 0 LOB: 0 BB: 1 P: 6	R: 0 E: 0 K: 0 S: 3	H: 0 LOB: 1 BB: 1 P: 7	R: 6 E: 0 K: 1 S: 8	H: 3 LOB: 2 BB: 5 P: 28	R: 0 E: 0 K: 0 S: 4	H: 1 LOB: 1 BB: 0 P: 4

	1B: 5 2B: 3 3B: 0 HR: 0	SF: 0 SAC: 1 DP: 2 HBP: 0	WP: 0 PB: 0 SB: 1 CS: 1	PA: 41

	AB	29
	R	6
	H	6
	RBI	6
	BB	11
	SO	3
	LOB	15

PITCHER		IP	WLS	BF	H	R	ER	SO	BB	IBB	HBP	BLK	WP	HR	S	P	ERA	WHIP
John Fulgham, R ERA: 2.58	(1, 1)	7.0		26	2	0	0	2	6	0	0	0	0	0	24	48	0.00	1.143
Jim Otten, R ERA: 27.0	(8, 1)	0.2		5	0	3	3	1	3	0	0	0	0	0	4	16	40.50	4.500
Mark Littell, R ERA: 9.28	(8, 1)	0.0		2	1	0	0	0	1	0	0	0	0	0	1	5	∞	∞
George Frazier, R ERA: 9.0	(8, 1)	0.0	L	3	2	3	3	0	0	1	0	0	0	0	2	6	∞	∞
Jim Kaat, L ERA: 5.89	(8, 1)	0.1		1	0	0	0	0	0	0	0	0	0	0	1	1	0.00	0.000

PITCHER		IP	WLS	BF	H	R	ER	SO	BB	IBB	HBP	BLK	WP	HR	S	P	ERA	WHIP
Roy Thomas, R ERA: 5.46	(9, 1)	1.0		4	1	0	0	0	0	0	0	0	0	0	4	4	0.00	1.000

Batter	1	2	3	4	5	6	7	8	9	AB	R	H	RBI	BB	SO	LOB
Garry Templeton, S (1, 6) OBP: 0.358, SLG: 0.404	F4-3	E5			1B E 1B	K		4-3		5	2	2	1	0	1	4
Tony Scott, S (1, 8) OBP: 0.289, SLG: 0.276	G3	S			CS 1-3 1B	BBBB G4-6-3 BB			3-1 SH1-4 1B	4	0	3	1	1	0	0
Leon Durham, L (1, 9) OBP: 0.222, SLG: 0.125	BBBB 1B BB	F4-3 1-2			E3 1-2 3-H	G4-6-3 1-2f			SH1-4 1-2	3	0	0	1	1	0	3
Keith Hernandez, L (1, 3) OBP: 0.426, SLG: 0.512	1-3 1B		G3		F3	F7			3-1 2-3	5	0	1	0	0	0	2
Ted Simmons, S (1, 7) (9, 2) OBP: 0.412, SLG: 0.516	3-1		P3		F4-3			P4	IBB	4	0	0	0	1	0	3
Terry Kennedy, L (1, 2) OBP: 0.404, SLG: 0.537		BBBB E 1B BB	P5			3B 1B		BB 1B 1B	F8	3	2	2	0	1	0	0
Bobby Bonds, R (8, PR) (9, 7) OBP: 0.292, SLG: 0.343										1	0	0	0	0	0	2
Ken Reitz, R (1, 5) OBP: 0.396, SLG: 0.480	SSS K		F4-3			F3		F8		3	0	0	0	0	1	2
Mike Phillips, L (7, 5) OBP: 0.091, SLG: 0.182										1	0	0	0	0	0	1
Mike Ramsey, S (1, 4) OBP: 0.333, SLG: 0.556	F4 1B E 1-3		3-1			1-H 3B		BB 1-2 1B		3	1	1	1	0	0	1
Dane Iorg, L (8, PH) OBP: 0.417, SLG: 0.527										1	0	1	0	0	0	0
Tom Herr, S (8, PR) (9, 4) OBP: 0.224, SLG: 0.270										0	0	0	0	0	0	0
John Fulgham, R (1, 1)										3	0	0	0	0	3	3
Jim Otten, R (8, 1)										0	0	0	0	0	0	0
Mark Littell, L (8, 1)										0	0	0	0	0	0	0
George Frazier, R (8, 1)										0	0	0	0	0	0	0
Jim Kaat, L (8, 1)										0	0	0	0	0	0	0
George Hendrick, R (8, PH) OBP: 0.357, SLG: 0.551										0	0	0	0	1	0	0
Roy Thomas, R (9, 1) OBP: 0.250, SLG: 0.250										0	0	0	0	0	0	0
Inning Stats	R: 0 E: 0 K: 0 S: 4 H: 1 LOB: 2 BB: 1 P: 8	R: 3 E: 2 K: 2 S: 10 H: 2 LOB: 1 BB: 1 P: 14	R: 0 E: 0 K: 0 S: 3 H: 0 LOB: 0 BB: 0 P: 3	R: 0 E: 0 K: 1 S: 5 H: 0 LOB: 0 BB: 0 P: 5	R: 1 E: 1 K: 0 S: 5 H: 2 LOB: 1 BB: 0 P: 5	R: 1 E: 0 K: 2 S: 9 H: 2 LOB: 1 BB: 0 P: 9	R: 0 E: 0 K: 0 S: 2 H: 0 LOB: 0 BB: 1 P: 6	R: 0 E: 0 K: 0 S: 5 H: 2 LOB: 3 BB: 1 P: 9	R: 0 E: 0 K: 0 S: 4 H: 1 LOB: 2 BB: 1 P: 8	1B: 9 2B: 0 3B: 1 HR: 0 SF: 0 SAC: 1 DP: 1 HBP: 0						

PITCHER		IP	WLS	BF	H	R	ER	SO	BB	IBB	HBP	BLK	WP	HR	S	P	ERA	WHIP
Ray Burris, R ERA: 2.39	(1, 1)	5.1		26	7	5	2	3	2	0	0	0	0	0	30	38	3.38	1.688
John Pacella, R ERA: 3.24	(6, 1)	0.2		3	0	0	0	2	1	0	0	0	0	0	6	10	0.00	1.500
Kevin Kobel, L ERA: 7.08	(7, 1)	1.0	W	2	0	0	0	0	0	0	0	0	0	0	2	2	0.00	0.000
Neil Allen, R ERA: 4.68	(8, 1)	2.0	S	11	3	0	0	0	1	1	0	0	0	0	9	17	0.00	2.000

PITCHER	IP	WLS	BF	H	R	ER	SO	BB	IBB	HBP	BLK	WP	HR	S	P	ERA	WHIP

BOTTOM

New York Mets @ St. Louis Cardinals

Busch Stadium, St. Louis, MO

Wed May 28 1980, 3:33 AM CDT

Att. 12,161 - Unknown

livebaseballscorecards.com

AB	36
R	5
H	10
RBI	4
BB	5
SO	5
LOB	21

WP: 0 PA: 42
PB: 0
SB: 1
CS: 1

Batter	1	2	3	4	5	6	7	8	9	AB	R	H	RBI	BB	SO	LOB
Lee Mazzilli, S (1, 3) OBP: 0.381, SLG: 0.352	0-0 SH5-3 2B 2B	BBB 4-0 1B 2B BB		x 0-0 ③ 5-3						2	2	1	0	1	0	0
Frank Taveras, R (1, 6) OBP: 0.361, SLG: 0.371	x 0-0 ① SH5-3 2-3	x 0-0 1-3 2-H 2B 1B			x 0-0 ① F7					2	1	1	1	0	0	0
Steve Henderson, R (1, 7) OBP: 0.382, SLG: 0.431	x 0-0 2B 3-H 2B	x 0-0 2-H 3-H 2B			BBBB 4-0 G5-4-3 BB					2	1	2	3	1	0	0
John Stearns, R (1, 2) OBP: 0.366, SLG: 0.438	x 0-0 2-H 2B	x 0-0 ③ F9			x 0-0 ② ③ G5-4-3 1-2f					3	0	1	1	0	0	2
Joel Youngblood, R (1, 8) OBP: 0.316, SLG: 0.379	x 0-0 ② F8		x 0-0 L4-3 1B			x 0-0 ① 6-3				3	0	1	0	0	0	1
Dan Norman, R (1, 9) OBP: 0.216, SLG: 0.351	x 0-0 ③ F6		x 0-0 ① ② L4-3 1-2			x 0-0 ② 6-3				3	0	0	0	0	0	2
Elliott Maddox, R (1, 5) OBP: 0.400, SLG: 0.296		x 0-0 ① F8	x 0-0 ③ 6-3			x 0-0 ③ 6-3				3	0	0	0	0	0	0
Doug Flynn, R (1, 4) OBP: 0.260, SLG: 0.260		x 0-0 SH1-4 1B 1B		x 0-0 ① F5-3						2	1	1	0	0	0	0
Pat Zachry, R (1, 1)		x 0-0 ② SH1-4 1-2		SSS 0-3 ② K						1	0	0	0	0	1	0
Inning Stats	R: 2 E: 0 K: 0 S: 6 H: 3 LOB: 1 BB: 0 P: 6	R: 3 E: 0 K: 0 S: 6 H: 3 LOB: 1 BB: 1 P: 10	R: 0 E: 0 K: 0 S: 3 H: 1 LOB: 0 BB: 0 P: 3	R: 0 E: 0 K: 1 S: 5 H: 0 LOB: 0 BB: 0 P: 5	R: 0 E: 0 K: 0 S: 2 H: 0 LOB: 0 BB: 1 P: 6	R: 0 E: 0 K: 0 S: 3 H: 0 LOB: 0 BB: 0 P: 3				1B: 3 2B: 5 3B: 0 HR: 0	SF: 0 SAC: 2 DP: 2 HBP: 0						

PITCHER	IP	WLS	BF	H	R	ER	SO	BB	IBB	HBP	BLK	WP	HR	S	P	ERA	WHIP
John Candelaria, L (1, 1) ERA: 3.68	6.0	L	25	7	5	5	1	2	0	0	0	0	0	25	33	7.50	1.500

PITCHER	IP	WLS	BF	H	R	ER	SO	BB	IBB	HBP	BLK	WP	HR	S	P	ERA	WHIP

TOP

New York Mets @ Pittsburgh Pirates

Three Rivers Stadium, Pittsburgh, PA

Fri May 30 1980, 7:05 PM EDT

Att. 17,101 - Unknown

livebaseballscorecards.com

AB	21
R	5
H	7
RBI	5
BB	2
SO	1
LOB	5

WP: 0 PA: 25
PB: 0
SB: 0
CS: 0

Batter	1	2	3	4	5	6	7	8	9	AB	R	H	RBI	BB	SO	LOB
Omar Moreno, L (1, 8) OBP: 0.292, SLG: 0.344	CS S 1B		F7							2	0	1	0	0	0	1
Phil Garner, R (1, 4) OBP: 0.339, SLG: 0.378	K 1-2			F9						2	0	0	0	0	1	1
Dave Parker, L (1, 9) OBP: 0.296, SLG: 0.450	K 2-3			F8						2	0	0	0	0	1	1
Willie Stargell, L (1, 3) OBP: 0.413, SLG: 0.558		BB F5-4-3		F8						1	0	0	0	1	0	0
Mike Easler, L (1, 7) OBP: 0.419, SLG: 0.630		K			HR					2	1	1	1	0	1	1
Bill Madlock, R (1, 5) OBP: 0.314, SLG: 0.391		F5-4-3 1-2			F7					2	0	0	0	0	0	1
Ed Ott, L (1, 2) OBP: 0.339, SLG: 0.366			F4		F4-3					2	0	0	0	0	0	0
Dale Berra, R (1, 6) OBP: 0.359, SLG: 0.306			F8		F7					2	0	0	0	0	0	0
John Candelaria, L (1, 1) OBP: 0.261, SLG: 0.238			1B							1	0	1	0	0	0	0
Manny Sanguillen, R (6, PH) OBP: 0.500, SLG: 0.750										1	0	0	0	0	0	0
Inning Stats	R: 0 E: 0 K: 2 S: 7 H: 1 LOB: 1 BB: 0 P: 7	R: 0 E: 0 K: 1 S: 4 H: 0 LOB: 0 BB: 1 P: 8	R: 0 E: 0 K: 0 S: 4 H: 1 LOB: 1 BB: 0 P: 4	R: 0 E: 0 K: 0 S: 3 H: 0 LOB: 0 BB: 0 P: 3	R: 1 E: 0 K: 0 S: 4 H: 1 LOB: 0 BB: 0 P: 4	R: 0 E: 0 K: 0 S: 0 H: 0 LOB: 0 BB: 0 P: 0				1B: 2 2B: 1 3B: 0 HR: 1	SF: 0 SAC: 0 DP: 2 HBP: 0						

PITCHER	IP	WLS	BF	H	R	ER	SO	BB	IBB	HBP	BLK	WP	HR	S	P	ERA	WHIP
Pat Zachry, R (1, 1) ERA: 3.15	5.0	W	18	3	1	1	3	1	0	0	0	0	1	22	26	1.80	0.800

PITCHER	IP	WLS	BF	H	R	ER	SO	BB	IBB	HBP	BLK	WP	HR	S	P	ERA	WHIP

BOTTOM

New York Mets @ Pittsburgh Pirates

Three Rivers Stadium, Pittsburgh, PA

Fri May 30 1980, 7:05 PM EDT

Att. 17,101 - Unknown

livebaseballscorecards.com

AB	17
R	1
H	3
RBI	1
BB	1
SO	3
LOB	5

WP: 0 PA: 18
PB: 0
SB: 1
CS: 1

New York Mets @ Pittsburgh Pirates

Three Rivers Stadium, Pittsburgh, PA

Sat May 31 1980, 7:05 PM EDT

Att. 13,901 - Unknown

TOP

livebaseballscorecards.com

Batter	1	2	3	4	5	6	7	8	9	AB	R	H	RBI	BB	SO	LOB
Joel Youngblood, R (1, 8) OBP: 0.309, SLG: 0.368	F9		FC5-4 1-2f		FC6-4 1-2f			6-3		4	0	0	0	0	0	2
Frank Taveras, R (1, 6) OBP: 0.353, SLG: 0.363	4-3		4-3			P6		4-3		4	0	0	0	0	0	1
Lee Mazzilli, S (1, 3) OBP: 0.378, SLG: 0.349	F8			K		1B		L6		4	0	1	0	0	1	0
Mike Jorgensen, L (1, 9) OBP: 0.351, SLG: 0.402		6-3		K		F8			G1-4-3 1B	4	0	1	0	0	1	1
Steve Henderson, R (1, 7) OBP: 0.378, SLG: 0.425		6-3		FC6-4 1B		1-3			G1-4-3 1-2f	4	0	1	0	0	0	2
John Stearns, R (1, 2) OBP: 0.370, SLG: 0.435		BB		FC6-4 1-2f			G6-4-3 1B		K	3	0	1	0	1	1	1
Elliott Maddox, R (1, 5) OBP: 0.392, SLG: 0.288		K			K		G6-4-3 1-2f			3	0	0	0	0	2	2
Doug Flynn, R (1, 4) OBP: 0.261, SLG: 0.262			K		F5-3		1B			3	0	1	0	0	1	0
Craig Swan, R (1, 1) OBP: 0.381, SLG: 0.235			FC5-4 1B		FC6-4 1B		4-3			2	0	2	0	0	0	0
Ron Hodges, L (7, PH) OBP: 0.333, SLG: 0.261										1	0	0	0	0	0	1
Jeff Reardon, R (7, 1)										0	0	0	0	0	0	0

	AB	32
	R	0
	H	7
	RBI	0
	BB	1
	SO	6
	LOB	10

Inning Stats	1	2	3	4	5	6	7	8	9	1B: 7	SF: 0	WP: 0	PA: 33
	R: 0 E: 0 K: 0 S: 3 H: 0 LOB: 0 BB: 0 P: 3	R: 0 E: 0 K: 1 S: 5 H: 0 LOB: 1 BB: 1 P: 9	R: 0 E: 0 K: 1 S: 6 H: 1 LOB: 1 BB: 0 P: 6	R: 0 E: 0 K: 2 S: 8 H: 1 LOB: 1 BB: 0 P: 8	R: 0 E: 0 K: 1 S: 6 H: 1 LOB: 1 BB: 0 P: 6	R: 0 E: 0 K: 0 S: 4 H: 1 LOB: 1 BB: 0 P: 4	R: 0 E: 0 K: 0 S: 4 H: 2 LOB: 1 BB: 0 P: 4	R: 0 E: 0 K: 0 S: 3 H: 0 LOB: 0 BB: 0 P: 3	R: 0 E: 0 K: 1 S: 5 H: 1 LOB: 0 BB: 0 P: 5	2B: 0 3B: 0 HR: 0	SAC: 0 DP: 2 HBP: 0	PB: 0 SB: 0 CS: 0	

PITCHER	IP	WLS	BF	H	R	ER	SO	BB	IBB	HBP	BLK	WP	HR	S	P	ERA	WHIP
Bert Blyleven, R (1, 1) ERA: 3.31	9.0	W	33	7	0	0	6	1	0	0	0	0	0	44	48	0.00	0.889

PITCHER	IP	WLS	BF	H	R	ER	SO	BB	IBB	HBP	BLK	WP	HR	S	P	ERA	WHIP

BOTTOM

New York Mets @ Pittsburgh Pirates

Three Rivers Stadium, Pittsburgh, PA

Sat May 31 1980, 7:05 PM EDT

Att. 13,901 - Unknown

Batter	1	2	3	4	5	6	7	8	9	AB	R	H	RBI	BB	SO	LOB
Omar Moreno, L (1, 8) OBP: 0.306, SLG: 0.367	BBBB 4-0 L6 BB		x 0-0 CS 1B			x 0-0 HR		I I I I 4-0 S 2B IBB		2	2	2	1	2	0	0
Phil Garner, R (1, 4) OBP: 0.331, SLG: 0.371	x 0-0 ①② L6 1-2		0-0 ③ CS 1-2	x 0-0 ① F8		x 0-0 ② F9		x 0-0 ② SF9 2-3 3-H		3	0	0	1	0	0	1
Dave Parker, L (1, 9) OBP: 0.301, SLG: 0.474	x 0-0 ③ F4-3			x 0-0 HR		x 0-0 ③ F4-3		x 0-0 1-H 3-H 2B		4	1	2	3	0	0	0
Willie Stargell, L (1, 3) OBP: 0.398, SLG: 0.533		x 0-0 ① 6-3		SSS 0-3 ② K			x 0-0 ① F6	x 0-0 ③ F3		4	0	0	0	0	1	1
Mike Easler, L (1, 7) OBP: 0.415, SLG: 0.607 Lee Lacy, R (8, 7) OBP: 0.474, SLG: 0.680		BBBB 4-0 BB		x 0-0 ③ 6-3			x 0-0 ② F4-3			2 0	0 0	0 0	0 0	1 0	0 0	0 0
Bill Madlock, R (1, 5) OBP: 0.308, SLG: 0.384		x 0-0 ② F8			x 0-0 ① F8		x 0-0 ③ F6			3	0	0	0	0	0	1
Ed Ott, L (1, 2) OBP: 0.339, SLG: 0.365		x 0-0 ③ F8			x 0-0 ② F4-3			x 0-0 1B SF9 1B		3	1	1	0	0	0	1
Dale Berra, R (1, 6) OBP: 0.357, SLG: 0.308			x 0-0 ① 6-3		SSS 0-3 ③ K			x 0-0 SF9 SH1-4 1-3 2B 1B		3	1	1	0	0	1	0
Bert Blyleven, R (1, 1) OBP: 0.105, SLG: 0.056			SSS 0-3 ② K			x 0-0 ① P3		x 0-0 ① SH1-4 1-2		2	0	0	0	0	1	0
Inning Stats	R: 0 E: 0 K: 0 S: 2 H: 0 LOB: 0 BB: 1 P: 6	R: 0 E: 0 K: 0 S: 3 H: 0 LOB: 1 BB: 1 P: 7	R: 0 E: 0 K: 1 S: 5 H: 1 LOB: 0 BB: 0 P: 5	R: 1 E: 0 K: 1 S: 6 H: 1 LOB: 0 BB: 0 P: 6	R: 0 E: 0 K: 1 S: 5 H: 0 LOB: 0 BB: 0 P: 5	R: 1 E: 0 K: 0 S: 4 H: 1 LOB: 0 BB: 0 P: 4	R: 0 E: 0 K: 0 S: 3 H: 0 LOB: 0 BB: 0 P: 3	R: 3 E: 0 K: 0 S: 6 H: 3 LOB: 1 BB: 1 P: 10		1B: 3 2B: 1 3B: 0 HR: 2	SF: 1 SAC: 1 DP: 0 HBP: 0					

livebaseballscorecards.com

AB	26
R	5
H	6
RBI	5
BB	3
SO	3
LOB	4

WP: 0 PB: 0 SB: 1 CS: 1 PA: 32

PITCHER		IP	WLS	BF	H	R	ER	SO	BB	IBB	HBP	BLK	WP	HR	S	P	ERA	WHIP
Craig Swan, R ERA: 2.44	(1, 1)	6.0	L	21	3	2	2	3	2	0	0	0	0	2	25	33	3.00	0.833
Jeff Reardon, R ERA: 3.96	(7, 1)	2.0		10	3	3	3	0	0	1	0	0	0	0	9	13	13.50	1.500

PITCHER	IP	WLS	BF	H	R	ER	SO	BB	IBB	HBP	BLK	WP	HR	S	P	ERA	WHIP

New York Mets @ Pittsburgh Pirates

Three Rivers Stadium, Pittsburgh, PA

Sun Jun 01 1980, 3:33 AM EDT

Att. 49,626 - Unknown

TOP

livebaseballscorecards.com

Batter	1	2	3	4	5	6	7	8	9	AB	R	H	RBI	BB	SO	LOB
Joel Youngblood, R (1, 8) OBP: 0.309, SLG: 0.367	K		F8		E FC4-6 1B		P4			3	0	1	0	0	1	0
Jerry Morales, R (5, PR) OBP: 0.262, SLG: 0.264 (5, 8)					1B					1	1	0	0	0	0	0
Frank Taveras, R (1, 6) OBP: 0.362, SLG: 0.377	S 1B		2B		E6 FC4-6 1B 1-3		F6			4	0	3	0	0	0	0
Lee Mazzilli, S (1, 3) OBP: 0.375, SLG: 0.342	F8 1-2		K		FC4-6 1-2f 3-H			BB G6-4-3		3	0	0	1	1	1	3
John Stearns, R (1, 2) OBP: 0.367, SLG: 0.427	F8		G3		BB			G6-4-3 1-2f		3	0	0	0	1	0	3
Ed Glynn, R (8, 1)										0	0	0	0	0	0	0
Mike Jorgensen, L (1, 9) OBP: 0.347, SLG: 0.425		4-3		4-3	K			HR		4	1	1	1	0	1	3
Steve Henderson, R (1, 7) OBP: 0.384, SLG: 0.439		2B		E 1B		L3		K		3	1	2	0	0	0	0
Dan Norman, R (7, 7) OBP: 0.211, SLG: 0.342				1B						1	0	0	0	0	1	0
Elliott Maddox, R (1, 5) OBP: 0.395, SLG: 0.289		BB		1-H 1B		5-3			5-3	3	0	1	1	1	0	0
Doug Flynn, R (1, 4) OBP: 0.256, SLG: 0.257		F7		F8		F1			4-3	3	0	0	0	0	0	2
Tom Hausman, R (6, 1)										0	0	0	0	0	0	0
Alex Trevino, R (8, 2) OBP: 0.412, SLG: 0.400										1	0	0	0	0	0	0
Pete Falcone, L (1, 1) OBP: 0.133, SLG: 0.133		G3			F8		4-3		K	2	0	0	0	0	0	2
John Pacella, R (5, 1) OBP: 0.500, SLG: 0.500										0	0	0	0	0	0	0
Mark Bomback, R (5, 1) OBP: 0.357, SLG: 0.364										0	0	0	0	0	0	0
Jose Moreno, S (6, 4) OBP: 0.167, SLG: 0.167										2	0	0	0	0	1	0
Inning Stats	R: 0 E: 0 K: 1 S: 6 H: 1 LOB: 1 BB: 0 P: 6	R: 0 E: 0 K: 0 S: 4 H: 1 LOB: 2 BB: 1 P: 8	R: 0 E: 0 K: 1 S: 6 H: 1 LOB: 1 BB: 0 P: 6	R: 1 E: 1 K: 0 S: 4 H: 2 LOB: 0 BB: 0 P: 4	R: 1 E: 2 K: 1 S: 7 H: 2 LOB: 3 BB: 1 P: 11	R: 0 E: 0 K: 0 S: 3 H: 0 LOB: 0 BB: 0 P: 3	R: 0 E: 0 K: 0 S: 3 H: 0 LOB: 0 BB: 0 P: 3	R: 1 E: 0 K: 1 S: 5 H: 1 LOB: 0 BB: 1 P: 9	R: 0 E: 0 K: 1 S: 5 H: 0 LOB: 0 BB: 0 P: 5	1B: 5 2B: 2 3B: 0 HR: 1 SF: 0 SAC: 0 DP: 1 HBP: 0	WP: 0 PB: 0 SB: 1 CS: 0 PA: 36					

	AB	33
	R	3
	H	8
	RBI	3
	BB	3
	SO	5
	LOB	13

PITCHER	IP	WLS	BF	H	R	ER	SO	BB	IBB	HBP	BLK	WP	HR	S	P	ERA	WHIP
Jim Bibby, R (1, 1) ERA: 2.88	9.0	W	36	8	3	1	5	3	0	0	0	0	1	43	55	1.00	1.222

PITCHER	IP	WLS	BF	H	R	ER	SO	BB	IBB	HBP	BLK	WP	HR	S	P	ERA	WHIP

BOTTOM

New York Mets @ Pittsburgh Pirates

Three Rivers Stadium, Pittsburgh, PA

Sun Jun 01 1980, 3:33 AM EDT

Att. 49,626 - Unknown

Batter	1	2	3	4	5	6	7	8	9	AB	R	H	RBI	BB	SO	LOB
Omar Moreno, L (1, 8) OBP: 0.303, SLG: 0.359	G3		F4-3		BBB 4-0 E 1B BB	G3	SSS 0-3 K			4	1	0	0	1	1	2
Vance Law, R (1, 4) OBP: 0.200, SLG: 0.400	F9		E6 3-H		F8	1B 2B	5-3			5	1	1	0	0	0	2
Dave Parker, L (1, 9) OBP: 0.299, SLG: 0.466	BBBB 4-0 BB		F8		E6 1B 1-2 1B	F9	SSS 0-3 K			3	1	0	0	1	0	3
Mike Easler, L (7, 7) OBP: 0.409, SLG: 0.596										1	0	0	0	0	1	1
Bill Robinson, R (1, 3) (6, 7) (7, 9) OBP: 0.310, SLG: 0.491	F8			F7	1B BB 1-2 2-H 1B	2-H 1B		F8		5	1	2	2	0	0	1
Bill Madlock, R (1, 5) OBP: 0.311, SLG: 0.390		5-3		1B 2B	BB HBP HR 1-3 2-H 1B	F7		E6 8-4 1B		5	2	2	1	0	0	1
Lee Lacy, R (1, 7) OBP: 0.481, SLG: 0.675		0-0	SSS 0-3 K	H 1-0 BB HR 1-2 HBP		SSS 0-0 BB 1B		0-0 1-2 1B		2	0	1	0	0	1	1
John Milner, L (5, PR) (6, 3) OBP: 0.259, SLG: 0.204	CS 1B									2	2	2	0	0	0	0
Steve Nicosia, R (1, 2) OBP: 0.317, SLG: 0.294	5-3 1-2			2-H 1B	BBBB 4-0 HR 1-2 2-3 3-H BB	BBBB 4-0 1B 1B 1-2 BB		8-4 2-3f		3	2	1	2	2	0	3
Dale Berra, R (1, 6) OBP: 0.391, SLG: 0.442			SH1-3 E 2B	F8	HR 1-H 2-H 3-H	E 1B 1-2 2-H 1B				4	3	3	5	0	0	1
Jim Bibby, R (1, 1) OBP: 0.290, SLG: 0.259			SH1-3 2-3		6-3 K	E8 1B 1-H 2-H 1B				3	0	1	1	0	1	1
Inning Stats	R: 0 E: 0 K: 0 S: 3 H: 0 LOB: 1 BB: 1 P: 7	R: 0 E: 0 K: 0 S: 3 H: 1 LOB: 0 BB: 0 P: 3	R: 1 E: 1 K: 0 S: 5 H: 1 LOB: 1 BB: 0 P: 5	R: 1 E: 0 K: 1 S: 7 H: 2 LOB: 1 BB: 0 P: 7	R: 7 E: 1 K: 1 S: 9 H: 3 LOB: 1 BB: 2 P: 18	R: 1 E: 0 K: 0 S: 5 H: 2 LOB: 1 BB: 0 P: 5	R: 3 E: 1 K: 2 S: 10 H: 3 LOB: 1 BB: 1 P: 14	R: 0 E: 1 K: 0 S: 4 H: 1 LOB: 1 BB: 0 P: 4		1B: 9 2B: 4 3B: 0 HR: 1 SF: 0 SAC: 1 DP: 1 HBP: 1						

	AB	37
	R	13
	H	13
	RBI	11
	BB	4
	SO	4
	LOB	16

WP: 0 PB: 0 SB: 0 CS: 1 PA: 43

livebaseballscorecards.com

PITCHER		IP	WLS	BF	H	R	ER	SO	BB	IBB	HBP	BLK	WP	HR	S	P	ERA	WHIP
Pete Falcone, L ERA: 4.63	(1, 1)	4.2	L	23	6	6	3	1	2	0	0	0	0	0	23	31	5.79	1.714
John Pacella, R ERA: 4.32	(5, 1)	0.0		2	0	0	0	0	1	0	1	0	0	0	0	5	∞	∞
Mark Bomback, R ERA: 4.81	(5, 1)	0.1		2	1	3	1	1	0	0	0	0	0	1	4	4	27.00	3.000
Tom Hausman, R ERA: 5.27	(6, 1)	2.0		12	5	4	3	2	1	0	0	0	0	0	15	19	13.50	3.000
Ed Glynn, L ERA: 3.94	(8, 1)	1.0		4	1	0	0	0	0	0	0	0	0	0	4	4	0.00	1.000

PITCHER	IP	WLS	BF	H	R	ER	SO	BB	IBB	HBP	BLK	WP	HR	S	P	ERA	WHIP

Batter	1	2	3	4	5	6	7	8	9	AB	R	H	RBI	BB	SO	LOB
Garry Templeton, S (1, 6) OBP: 0.329, SLG: 0.369	F4	F8		L5			F3	F4-3		5	0	0	0	0	0	2
Mike Ramsey, S (1, 4) OBP: 0.441, SLG: 0.606	HR, BB, 1B	HR, 1B			HR, 2B		1B, 1B		5-3	5	3	4	0	0	0	0
Keith Hernandez, L (1, 3) OBP: 0.429, SLG: 0.547	HR, BB	HR			HR		BB, 1B		P5	4	3	3	5	1	0	0
Ted Simmons, S (1, 2) OBP: 0.399, SLG: 0.532	HR	F8			L7		K		F8	5	1	1	3	0	1	2
Dane Iorg, L (1, 7) OBP: 0.443, SLG: 0.563	E3		F9		K		BB			3	0	0	0	1	1	0
George Hendrick, R (1, 9) OBP: 0.355, SLG: 0.564	F3		F4		5-3		K			4	0	0	0	0	1	4
Ken Reitz, R (1, 5) OBP: 0.401, SLG: 0.488	6-3		6-3			P2		F8		4	0	0	0	0	0	1
Tony Scott, S (1, 8) OBP: 0.302, SLG: 0.287		G3		F2		G3		SH3-4, BB		3	0	0	0	1	0	0
John Fulgham, R (1, 1)		E5, HR		K		F4-3		SH3-4		3	1	0	0	0	1	0
Inning Stats	R: 3 E: 1 K: 0 S: 6 / H: 2 LOB: 1 BB: 1 P: 10	R: 3 E: 1 K: 0 S: 6 / H: 2 LOB: 0 BB: 0 P: 6	R: 0 E: 0 K: 0 S: 3 / H: 0 LOB: 0 BB: 0 P: 3	R: 0 E: 0 K: 1 S: 5 / H: 0 LOB: 0 BB: 0 P: 5	R: 2 E: 0 K: 1 S: 7 / H: 2 LOB: 0 BB: 0 P: 7	R: 0 E: 0 K: 0 S: 3 / H: 0 LOB: 0 BB: 0 P: 3	R: 0 E: 0 K: 2 S: 9 / H: 2 LOB: 3 BB: 1 P: 13	R: 0 E: 0 K: 0 S: 3 / H: 0 LOB: 1 BB: 1 P: 7	R: 0 E: 0 K: 0 S: 3 / H: 0 LOB: 0 BB: 0 P: 3	1B: 4 2B: 1 3B: 0 HR: 3	SF: 0 SAC: 1 DP: 0 HBP: 0						

St. Louis Cardinals @ New York Mets

Shea Stadium, Flushing, NY

Tue Jun 03 1980, 7:05 PM EDT

Att. 6,368 - Unknown

TOP

livebaseballscorecards.com

AB	36
R	8
H	8
RBI	8
BB	3
SO	4
LOB	9

WP: 0 PB: 0 SB: 0 CS: 0 PA: 40

PITCHER		IP	WLS	BF	H	R	ER	SO	BB	IBB	HBP	BLK	WP	HR	S	P	ERA	WHIP
Ray Burris, R ERA: 2.7	(1, 1)	3.0	L	16	4	6	3	0	1	0	0	0	0	2	15	19	9.00	1.667
Kevin Kobel, L ERA: 7.25	(4, 1)	2.0		8	2	2	2	2	0	0	0	0	0	1	12	12	9.00	1.000
John Pacella, R ERA: 3.66	(6, 1)	3.0		13	2	0	0	2	2	0	0	0	0	0	15	23	0.00	1.333
Ed Glynn, L ERA: 3.71	(9, 1)	1.0		3	0	0	0	0	0	0	0	0	0	0	3	3	0.00	0.000

PITCHER	IP	WLS	BF	H	R	ER	SO	BB	IBB	HBP	BLK	WP	HR	S	P	ERA	WHIP

BOTTOM

St. Louis Cardinals @ New York Mets

Shea Stadium, Flushing, NY

Tue Jun 03 1980, 7:05 PM EDT

Att. 6,368 - Unknown

livebaseballscorecards.com

Batter	1	2	3	4	5	6	7	8	9	AB	R	H	RBI	BB	SO	LOB
Lee Mazzilli, S (1, 8) OBP: 0.378, SLG: 0.338	BBBB 4-0 S BB		x 0-0 ③ F9			BBBB 4-0 G4-6-3 BB		SSS 0-3 ③ K		2	0	0	0	2	1	1
Frank Taveras, R (1, 6) OBP: 0.354, SLG: 0.369	x 0-0 ① F8			x 0-0 ① F3		x 0-0 ①② G4-6-3 1-2f			SSS 0-3 ① K	4	0	0	0	0	1	2
Steve Henderson, R (1, 7) OBP: 0.387, SLG: 0.441	x 0-0 ② F8			x 0-0 G3-6-3 1B		SSS 0-3 ③ K			x 0-0 FC5-4 1B 1B	4	0	2	0	0	1	1
Mike Jorgensen, L (1, 3) OBP: 0.344, SLG: 0.418	SSS 0-3 ③ K 1-2			x 0-0 ②③ G3-6-3 1-2f			x 0-0 ① 1-3		x 0-0 FC5-4 1B 1-2	4	0	1	0	0	1	2
John Stearns, R (1, 2) OBP: 0.358, SLG: 0.416		x 0-0 ① F8			x 0-0 ① P4		SSS 0-3 ② K2-3		x 0-0 ② FC5-4 1-2f 2-3	4	0	0	0	0	1	2
Joel Youngblood, R (1, 9) OBP: 0.302, SLG: 0.358		x 0-0 ② 5-3			x 0-0 ② 5-3		x 0-0 ③ P5		x 0-0 ③ F8	4	0	0	0	0	0	2
Elliott Maddox, R (1, 5) OBP: 0.400, SLG: 0.317		x 0-0 ③ F8			x 0-0 HR			BBBB 4-0 F5-3 BB		2	1	1	1	1	0	0
Doug Flynn, R (1, 4) OBP: 0.258, SLG: 0.258 Ed Glynn, R (9, 1)			SSS 0-3 ① K		x 0-0 1B			x 0-0 ① F5-3 1-2		3	0	1	0	0	1	1
										0	0	0	0	0	0	0
Ray Burris, R (1, 1) OBP: 0.105, SLG: 0.105 Dan Norman, R (3, PH) OBP: 0.286, SLG: 0.333 Kevin Kobel, R (4, 1) Jerry Morales, R (5, PH) OBP: 0.260, SLG: 0.261 John Pacella, R (6, 1) OBP: 0.500, SLG: 0.500 Jose Moreno, S (8, PH) OBP: 0.143, SLG: 0.143 (9, 4)			x 0-0 ② F8		SSS 0-3 ③ K			x 0-0 ② P4		0	0	0	0	0	0	0
										1	0	0	0	0	0	0
										0	0	0	0	0	0	0
										1	0	0	0	0	1	1
										0	0	0	0	0	0	0
										1	0	0	0	0	0	1

Inning Stats	1	2	3	4	5	6	7	8	9
	R: 0 H: 0 E: 0 LOB: 1 K: 1 BB: 1 S: 5 P: 9	R: 0 H: 0 E: 0 LOB: 0 K: 0 BB: 0 S: 3 P: 3	R: 0 H: 0 E: 0 LOB: 0 K: 1 BB: 0 S: 5 P: 5	R: 0 H: 1 E: 0 LOB: 0 K: 0 BB: 0 S: 3 P: 3	R: 1 H: 2 E: 0 LOB: 1 K: 1 BB: 0 S: 7 P: 7	R: 0 H: 0 E: 0 LOB: 0 K: 1 BB: 1 S: 4 P: 8	R: 0 H: 0 E: 0 LOB: 0 K: 1 BB: 0 S: 5 P: 5	R: 0 H: 0 E: 0 LOB: 1 K: 1 BB: 1 S: 5 P: 9	R: 0 H: 2 E: 0 LOB: 2 K: 1 BB: 0 S: 7 P: 7

1B: 4	SF: 0	WP: 0 PA: 33
2B: 0	SAC: 0	PB: 0
3B: 0	DP: 2	SB: 1
HR: 1	HBP: 0	CS: 0

AB	30
R	1
H	5
RBI	1
BB	3
SO	7
LOB	13

PITCHER	IP	WLS	BF	H	R	ER	SO	BB	IBB	HBP	BLK	WP	HR	S	P	ERA	WHIP
John Fulgham, R (1, 1) ERA: 2.28	9.0	W	33	5	1	1	7	3	0	0	0	0	1	44	56	1.00	0.889

PITCHER	IP	WLS	BF	H	R	ER	SO	BB	IBB	HBP	BLK	WP	HR	S	P	ERA	WHIP

Batter	1	2	3	4	5	6	7	8	9	10	AB	R	H	RBI	BB	SO	LOB
Garry Templeton, S (1, 6) OBP: 0.326, SLG: 0.365	F8		5-3		S 1B			K		K	5	0	1	0	0	2	0
Mike Ramsey, S (1, 4) OBP: 0.395, SLG: 0.541	K		L9		L6 1-2			F7			4	0	0	0	0	1	1
Keith Hernandez, L (1, 3) OBP: 0.420, SLG: 0.535	F9		F7			G3		L7			4	0	0	0	0	0	0
Ted Simmons, S (1, 2) OBP: 0.389, SLG: 0.517		3-1		3-1		F9			1-3		4	0	0	0	0	0	0
Dane Iorg, L (1, 7) OBP: 0.419, SLG: 0.529		F4-3		L7		F4-3			5-3		4	0	0	0	0	0	0
George Hendrick, R (1, 9) OBP: 0.363, SLG: 0.563		BB S 1B		H 1-0 HBP			BBBB 4-0 BB		K		2	0	1	0	1	1	0
Ken Reitz, R (1, 5) OBP: 0.403, SLG: 0.503		BBBB 4-0 1-2 BB		F7			F2			HR	3	1	1	1	1	0	2
Tony Scott, S (1, 8) OBP: 0.301, SLG: 0.281		BBBB 4-0 1-2 2-3 BB			F4		K			F4-3	3	0	0	0	1	1	1
Jim Kaat, L (1, 1)		F4-3			K		K			K	4	0	0	0	0	3	4

TOP

St. Louis Cardinals @ New York Mets

Shea Stadium, Flushing, NY

Wed Jun 04 1980, 7:05 PM EDT

Att. 8,566 - Unknown

livebaseballscorecards.com

AB	33
R	1
H	3
RBI	1
BB	3
SO	8
LOB	8

Inning Stats	1	2	3	4	5	6	7	8	9	10
R	0	0	0	0	0	0	0	0	0	1
E	0	0	0	0	0	0	0	0	0	0
K	1	0	0	0	1	0	2	1	1	2
S	5	4	3	3	6	3	7	5	5	8
H	0	1	0	0	1	0	0	0	0	1
LOB	0	3	0	0	1	0	1	0	0	0
BB	0	2	0	0	0	0	1	0	0	0
P	5	12	3	4	6	3	11	5	5	8

1B	2
2B	0
3B	0
HR	1
SF	0
SAC	0
DP	0
HBP	1
WP	0
PB	0
SB	2
CS	0
PA	37

PITCHER		IP	WLS	BF	H	R	ER	SO	BB	IBB	HBP	BLK	WP	HR	S	P	ERA	WHIP
Pat Zachry, R ERA: 2.33	(1, 1)	7.0		27	2	0	0	4	3	0	1	0	0	0	31	44	0.00	0.714
Neil Allen, R ERA: 4.54	(8, 1)	3.0	L	10	1	1	1	4	0	0	0	0	0	1	18	18	3.00	0.333

PITCHER		IP	WLS	BF	H	R	ER	SO	BB	IBB	HBP	BLK	WP	HR	S	P	ERA	WHIP

Batter	1	2	3	4	5	6	7	8	9	10	AB	R	H	RBI	BB	SO	LOB
Frank Taveras, R (1, 6) OBP: 0.345, SLG: 0.359	F9 ①		5-3 ③		L6 ③			P3 ①		F8 ②	5	0	0	0	0	0	2
Elliott Maddox, R (1, 5) OBP: 0.394, SLG: 0.313	G6-3 1B			F8 ①		F7 ①		6-3 ②		F7 ③	5	0	1	0	0	0	1
Lee Mazzilli, S (1, 8) OBP: 0.375, SLG: 0.335	G6-3 ②③ 1-2f			S 1B		F9 ②		F8 ③			4	0	1	0	0	0	1
Steve Henderson, R (1, 7) OBP: 0.390, SLG: 0.438		4-3 ①		S S S K ②		B B B BB 4-0			SH1-4 1B		3	0	1	0	1	1	1
John Stearns, R (1, 3) OBP: 0.358, SLG: 0.410		P5 ②		B B B B 4-0 FC5-4 1-2 BB		F8 ③			SH1-4 ① 1-2		2	0	0	0	1	0	1
Joel Youngblood, R (1, 9) OBP: 0.312, SLG: 0.364		1B	FC5-4 ③ 1-2f				F3 SH1-3 1B		G6-3 IBB		3	0	2	0	1	0	2
Alex Trevino, R (1, 2) OBP: 0.405, SLG: 0.394		4-3 ③			4-3 F6-3 1B		SH1-3 ① 1-2		G6-3 ②③ 1-2f		3	0	1	0	0	0	3
Doug Flynn, R (1, 4) OBP: 0.257, SLG: 0.258			F4-3 ①		F6-3 ① 1-2		F3 ② 2-3			SH1-4 1B	4	0	1	0	0	0	2
Pat Zachry, R (1, 1)			S S S K ②		4-3 ② 2-3		6-3 ③			SH1-4 ① 1-2	2	0	0	0	0	1	1
Jose Cardenal, R (7, PH) OBP: 0.296, SLG: 0.208											1	0	0	0	0	0	1
Neil Allen, R (8, 1)											0	0	0	0	0	0	0
Jerry Morales, R (10, PH) OBP: 0.260, SLG: 0.261											0	0	0	0	0	0	0
Inning Stats	R: 0 H: 1 E: 0 LOB: 0 K: 0 BB: 0 S: 3 P: 3	R: 0 H: 1 E: 0 LOB: 1 K: 0 BB: 0 S: 4 P: 4	R: 0 H: 0 E: 0 LOB: 0 K: 1 BB: 0 S: 5 P: 5	R: 0 H: 1 E: 0 LOB: 2 K: 1 BB: 1 S: 6 P: 10	R: 0 H: 1 E: 0 LOB: 1 K: 0 BB: 0 S: 4 P: 4	R: 0 H: 0 E: 0 LOB: 1 K: 0 BB: 1 S: 3 P: 7	R: 0 H: 1 E: 0 LOB: 1 K: 0 BB: 0 S: 4 P: 4	R: 0 H: 0 E: 0 LOB: 0 K: 0 BB: 0 S: 3 P: 3	R: 0 H: 1 E: 0 LOB: 1 K: 0 BB: 1 S: 3 P: 7	R: 0 H: 1 E: 0 LOB: 1 K: 0 BB: 0 S: 4 P: 4	1B: 7 SF: 0 2B: 0 SAC: 3 3B: 0 DP: 2 HR: 0 HBP: 0						

PITCHER	IP	WLS	BF	H	R	ER	SO	BB	IBB	HBP	BLK	WP	HR	S	P	ERA	WHIP
Jim Kaat, L (1, 1) ERA: 5.01	10.0	W	38	7	0	0	2	2	1	0	0	0	0	39	51	0.00	0.900

PITCHER	IP	WLS	BF	H	R	ER	SO	BB	IBB	HBP	BLK	WP	HR	S	P	ERA	WHIP

BOTTOM

St. Louis Cardinals @ New York Mets

Shea Stadium, Flushing, NY

Wed Jun 04 1980, 7:05 PM EDT

Att. 8,566 - Unknown

livebaseballscorecards.com

AB	32
R	0
H	7
RBI	0
BB	3
SO	2
LOB	15

WP: 0 PA: 38
PB: 0
SB: 1
CS: 0

Batter	1	2	3	4	5	6	7	8	9	AB	R	H	RBI	BB	SO	LOB
Garry Templeton, S (1, 6) OBP: 0.320, SLG: 0.358	S S S 0-3 ① K		x 0-0 ③ 1-3			x 0-0 ② F4-3			x 0-0 ① 3-1	4	0	0	0	0	1	0
Mike Ramsey, S (1, 4) OBP: 0.381, SLG: 0.512	x 0-0 ② F7			x 0-0 ① F8		x 0-0 ③ F5			x 0-0 F8 1B	4	0	1	0	0	0	0
Leon Durham, L (1, 7) (9, 3) OBP: 0.222, SLG: 0.125	S S S 0-3 ③ K			x 0-0 F4-6-3 1B			B B B B 4-0 CS BB		x 0-0 ② F8 1-2	3	0	1	0	1	1	1
Ted Simmons, S (1, 2) OBP: 0.386, SLG: 0.507		x 0-0 ① P5		x 0-0 ② ③ F4-6-3 1-2			x 0-0 ① F8		4-0 IBB	3	0	0	0	1	0	2
Dane Iorg, L (1, 3) OBP: 0.423, SLG: 0.528 George Frazier, R (9, 1)		S S S 0-3 ② K			x 0-0 1B		x 0-0 ② 1-2 1B		S S S 0-3 ③ K	4	0	2	0	0	2	2
										0	0	0	0	0	0	0
George Hendrick, R (1, 9) OBP: 0.363, SLG: 0.576		x 0-0 HR			x 0-0 ① P5		S S S 0-3 ③ K			3	1	1	1	0	1	2
Ken Reitz, R (1, 5) OBP: 0.397, SLG: 0.494		S S S 0-3 ③ K			S S S 0-3 ② K			x 0-0 ① L7		3	0	0	0	0	2	1
Tony Scott, S (1, 8) OBP: 0.296, SLG: 0.276			x 0-0 ① F8		x 0-0 ③ F4-3			x 0-0 ② F8		3	0	0	0	0	0	1
Bob Sykes, S (1, 1) OBP: 0.375, SLG: 0.286 Terry Kennedy, L (8, PH) OBP: 0.386, SLG: 0.520 Roy Thomas, R (8, 1) OBP: 0.250, SLG: 0.250 Bobby Bonds, R (9, 7) OBP: 0.289, SLG: 0.330			x 0-0 ② F4-3			S S S 0-3 ① K		x 0-0 ③ F7		2	0	0	0	0	1	0
										1	0	0	0	0	0	0
										0	0	0	0	0	0	0
										0	0	0	0	0	0	0
Inning Stats	R: 0 E: 0 K: 2 S: 7 H: 0 LOB: 0 BB: 0 P: 7	R: 1 E: 0 K: 2 S: 8 H: 1 LOB: 0 BB: 0 P: 8	R: 0 E: 0 K: 0 S: 3 H: 0 LOB: 0 BB: 0 P: 3	R: 0 E: 0 K: 0 S: 3 H: 1 LOB: 0 BB: 0 P: 3	R: 0 E: 0 K: 1 S: 6 H: 1 LOB: 1 BB: 0 P: 6	R: 0 E: 0 K: 1 S: 5 H: 0 LOB: 0 BB: 0 P: 5	R: 0 E: 0 K: 1 S: 5 H: 1 LOB: 1 BB: 1 P: 9	R: 0 E: 0 K: 0 S: 3 H: 0 LOB: 0 BB: 0 P: 3	R: 0 E: 0 K: 1 S: 6 H: 1 LOB: 2 BB: 1 P: 10	1B: 4 2B: 0 3B: 0 HR: 1	SF: 0 SAC: 0 DP: 1 HBP: 0						

PITCHER		IP	WLS	BF	H	R	ER	SO	BB	IBB	HBP	BLK	WP	HR	S	P	ERA	WHIP
Craig Swan, R ERA: 2.27	(1, 1)	9.0	W	32	5	1	1	8	1	1	0	0	0	1	46	54	1.00	0.667

PITCHER	IP	WLS	BF	H	R	ER	SO	BB	IBB	HBP	BLK	WP	HR	S	P	ERA	WHIP

TOP

St. Louis Cardinals @ New York Mets

Shea Stadium, Flushing, NY

Thu Jun 05 1980, 7:05 PM EDT

Att. 7,202 - Unknown

livebaseballscorecards.com

AB	30
R	1
H	5
RBI	1
BB	2
SO	8
LOB	9

PA: 32

WP: 0 PB: 0 SB: 0 CS: 1

BOTTOM

St. Louis Cardinals @ New York Mets

Shea Stadium, Flushing, NY

Thu Jun 05 1980, 7:05 PM EDT

Att. 7,202 - Unknown

Batter	1	2	3	4	5	6	7	8	9	AB	R	H	RBI	BB	SO	LOB
Frank Taveras, R (1, 6) OBP: 0.338, SLG: 0.351	6-3		F8			F7		FC5-6 BB 1-2 2-3f		4	0	0	0	0	0	2
Elliott Maddox, R (1, 5) OBP: 0.390, SLG: 0.318	F8		K			4-3 2B		F9 2-3		4	0	1	0	0	1	2
Lee Mazzilli, S (1, 8) OBP: 0.372, SLG: 0.329	F8			6-3		4-3 2-3		BBBB 1-2 BB		3	0	0	0	1	0	1
John Stearns, R (1, 3) OBP: 0.361, SLG: 0.425		6-3 3B		G1-4-3 1B		6-3		B3		4	1	2	0	0	0	4
Steve Henderson, R (1, 7) OBP: 0.387, SLG: 0.433		6-3 3-H		G1-4-3 1-2f			6-3		1B S 1B	4	1	1	1	0	0	1
Joel Youngblood, R (1, 9) OBP: 0.322, SLG: 0.365		1B 1B			BBBB F4-3 BB		1-3		BBBB 1B 1B 1-2 BB	2	0	1	0	2	0	0
Alex Trevino, R (1, 2) OBP: 0.415, SLG: 0.405		F4-3 1-3 1B			SSS K		SSS K		1B 1-2 2-3 1B	4	0	2	0	0	2	1
Doug Flynn, R (1, 4) OBP: 0.259, SLG: 0.255 Mike Jorgensen, L (9, PH) OBP: 0.350, SLG: 0.423		F4-3 1-2			F4-3 1-2			BBBB FC5-6 SH BB	1-2 2-3 3-H 1B	2 1	0 0	0 1	0 1	1 0	0 0	3 0
Craig Swan, R (1, 1) OBP: 0.348, SLG: 0.211			K		K			SH F9 FC5-6 1-2		2	0	0	0	0	2	1
Inning Stats	R: 0 H: 0 E: 0 LOB: 0 K: 0 BB: 0 S: 3 P: 3	R: 1 H: 3 E: 0 LOB: 1 K: 0 BB: 0 S: 5 P: 5	R: 0 H: 0 E: 0 LOB: 0 K: 2 BB: 0 S: 7 P: 7	R: 0 H: 1 E: 0 LOB: 0 K: 0 BB: 0 S: 3 P: 3	R: 0 H: 0 E: 0 LOB: 1 K: 2 BB: 1 S: 7 P: 11	R: 0 H: 1 E: 0 LOB: 1 K: 0 BB: 0 S: 4 P: 4	R: 0 H: 0 E: 0 LOB: 0 K: 1 BB: 0 S: 5 P: 5	R: 0 H: 0 E: 0 LOB: 3 K: 0 BB: 2 S: 4 P: 12	R: 1 H: 3 E: 0 LOB: 3 K: 0 BB: 1 S: 3 P: 7	1B: 6 SF: 0 2B: 2 SAC: 1 3B: 1 DP: 2 HR: 0 HBP: 0						WP: 0 PA: 35 PB: 0 SB: 1 CS: 0	

livebaseballscorecards.com

	AB	30
	R	2
	H	8
	RBI	2
	BB	4
	SO	5
	LOB	15

PITCHER		IP	WLS	BF	H	R	ER	SO	BB	IBB	HBP	BLK	WP	HR	S	P	ERA	WHIP
Bob Sykes, L ERA: 7.71	(1, 1)	7.0		25	5	1	1	5	1	0	0	0	0	0	34	38	1.29	0.857
Roy Thomas, R ERA: 5.09	(8, 1)	1.0		6	0	0	0	0	2	0	0	0	0	0	4	12	0.00	2.000
George Frazier, R ERA: 7.36	(9, 1)	0.0	L	4	3	1	1	0	1	0	0	0	0	0	3	7	∞	∞

PITCHER		IP	WLS	BF	H	R	ER	SO	BB	IBB	HBP	BLK	WP	HR	S	P	ERA	WHIP

Batter	1	2	3	4	5	6	7	8	9	AB	R	H	RBI	BB	SO	LOB
Omar Moreno, L (1, 8) OBP: 0.309, SLG: 0.370	E S SF8 1B		G3 1-2		S HR 1B		FC4-6 1B 1-2f 2-3		1B	5	2	3	0	0	0	3
Phil Garner, R (1, 4) OBP: 0.331, SLG: 0.388	E9 WP 1-3 1B		6-3 2-3		1-H HR		F4-3 1-2 1B		6-3	5	1	3	2	0	0	2
Dave Parker, L (1, 9) OBP: 0.304, SLG: 0.458	SF8 3-H		5-3		F1-4-3 1B		F4-3 1-2			3	0	1	1	0	0	4
Bill Robinson, R (1, 3) OBP: 0.310, SLG: 0.504	S S S K 2-3			HR	F1-4-3 1-2			F5		4	1	1	1	0	1	2
Lee Lacy, R (1, 7) OBP: 0.500, SLG: 0.690	F7			1B		6-3		B B B B BB		3	0	1	0	1	0	1
Dale Berra, R (1, 5) OBP: 0.344, SLG: 0.357		S S S K		F8		F9		F8		4	0	0	0	0	1	2
Steve Nicosia, R (1, 2) OBP: 0.293, SLG: 0.258		F9		F4		1-3		F5		4	0	0	0	0	0	2
Vance Law, R (1, 6) OBP: 0.368, SLG: 0.500		P3		F4			FC4-6 1B		F3	4	0	1	0	0	0	1
Bert Blyleven, R (1, 1) OBP: 0.105, SLG: 0.056			6-3 G3 1B		F4-3		FC4-6 1B 1-2		F8	0	0	0	0	0	0	0
Rod Scurry, L (2, 1) OBP: 0.333, SLG: 0.333										1	0	1	0	0	0	0
Manny Sanguillen, R (5, PH) OBP: 0.455, SLG: 0.636										1	0	0	0	0	0	0
Andy Hassler, L (5, 1)										0	0	0	0	0	0	0
John Milner, L (7, PH) OBP: 0.268, SLG: 0.216										1	0	1	0	0	0	0
Enrique Romo, R (7, 1) OBP: 0.500, SLG: 0.500										0	0	0	0	0	0	0
Mike Easler, L (9, PH) OBP: 0.408, SLG: 0.613										1	0	0	0	0	0	0
Inning Stats	R: 1 E: 1 K: 1 S: 7 H: 2 LOB: 1 BB: 0 P: 7	R: 0 E: 0 K: 1 S: 5 H: 0 LOB: 0 BB: 0 P: 5	R: 0 E: 0 K: 0 S: 4 H: 1 LOB: 1 BB: 0 P: 4	R: 1 E: 0 K: 0 S: 5 H: 2 LOB: 1 BB: 0 P: 5	R: 2 E: 0 K: 0 S: 5 H: 3 LOB: 0 BB: 0 P: 5	R: 0 E: 0 K: 0 S: 3 H: 0 LOB: 0 BB: 0 P: 3	R: 0 E: 0 K: 0 S: 5 H: 3 LOB: 2 BB: 0 P: 5	R: 0 E: 0 K: 0 S: 3 H: 0 LOB: 1 BB: 1 P: 7	R: 0 E: 0 K: 0 S: 4 H: 1 LOB: 1 BB: 0 P: 4	1B: 10 2B: 0 3B: 0 HR: 2	SF: 1 SAC: 0 DP: 2 HBP: 0					

PITCHER		IP	WLS	BF	H	R	ER	SO	BB	IBB	HBP	BLK	WP	HR	S	P	ERA	WHIP
Pete Falcone, L ERA: 4.94	(1, 1)	4.1		21	8	4	4	2	0	0	0	0	1	2	25	25	8.31	1.846
Tom Hausman, R ERA: 4.73	(5, 1)	4.2	W	17	4	0	0	0	1	0	0	0	0	0	16	20	0.00	1.071

PITCHER	IP	WLS	BF	H	R	ER	SO	BB	IBB	HBP	BLK	WP	HR	S	P	ERA	WHIP

TOP

Pittsburgh Pirates @ New York Mets

Shea Stadium, Flushing, NY

Fri Jun 06 1980, 7:05 PM EDT

Att. 18,352 - Unknown

livebaseballscorecards.com

AB	36
R	4
H	12
RBI	4
BB	1
SO	2
LOB	17

WP: 1 PB: 0 SB: 2 CS: 0 PA: 38

Batter	1	2	3	4	5	6	7	8	9	AB	R	H	RBI	BB	SO	LOB
Lee Mazzilli, S (1, 8) OBP: 0.375, SLG: 0.352	4-3	1B 1B 1-2 2-H 3-H 1B	G4-6-3 1-2f			HR				4	2	2	3	0	0	1
Frank Taveras, R (1, 6) OBP: 0.337, SLG: 0.349	G3	1B 1B 1-2 2-3 1B		F7		K				4	1	1	0	0	1	0
Steve Henderson, R (1, 7) OBP: 0.383, SLG: 0.428	6-3	S 1B 1-3 2-H 3-H 1B		K			4-3			4	1	1	2	0	1	0
Mike Jorgensen, L (1, 3) OBP: 0.346, SLG: 0.412		FB 1B 1B BB	L3 1-2	K			3-1			3	1	0	0	1	1	2
Joel Youngblood, R (1, 9) OBP: 0.326, SLG: 0.365		1B S 1-2 BB 1B	1B BB		5-3		6-3			3	1	1	0	1	0	0
John Stearns, R (1, 2) OBP: 0.359, SLG: 0.421		F9 2-3	1B 1-3 2-H 3-H		F9			5-3		4	0	1	2	0	0	2
Elliott Maddox, R (1, 5) OBP: 0.387, SLG: 0.311		BB 1B 1-2 1B BB	K		L1			5-3		3	1	0	0	1	1	2
Doug Flynn, R (1, 4) OBP: 0.259, SLG: 0.255		BB 1B 1-2 2-3 3-H 1B	F6-3			F4-3		F4-3		4	1	1	1	0	0	0
Pete Falcone, L (1, 1) OBP: 0.176, SLG: 0.125 Tom Hausman, R (5, 1)		1B 1B 1B 1-2 2-3 3-H BB	E6 G4-6-3			6-3				1 1	1 0	0 0	1 0	1 0	0 0	0 0
Inning Stats	R: 0 E: 0 K: 0 S: 3 H: 0 LOB: 0 BB: 0 P: 3	R: 8 E: 0 K: 1 S: 11 H: 6 LOB: 2 BB: 4 P: 27	R: 0 E: 1 K: 0 S: 3 H: 0 LOB: 0 BB: 0 P: 3	R: 0 E: 0 K: 2 S: 7 H: 0 LOB: 0 BB: 0 P: 7	R: 0 E: 0 K: 0 S: 3 H: 0 LOB: 0 BB: 0 P: 3	R: 1 E: 0 K: 1 S: 6 H: 1 LOB: 0 BB: 0 P: 6	R: 0 E: 0 K: 0 S: 3 H: 0 LOB: 0 BB: 0 P: 3	R: 0 E: 0 K: 0 S: 3 H: 0 LOB: 0 BB: 0 P: 3		1B: 6 2B: 0 3B: 0 HR: 1 SF: 0 SAC: 0 DP: 1 HBP: 0						

PITCHER		IP	WLS	BF	H	R	ER	SO	BB	IBB	HBP	BLK	WP	HR	S	P	ERA	WHIP
Bert Blyleven, R ERA: 4.25	(1, 1)	1.1	L	12	5	8	8	0	3	0	0	0	0	0	9	21	54.00	6.000
Rod Scurry, L ERA: 2.0	(2, 1)	2.2		10	1	0	0	3	1	0	0	0	0	0	15	19	0.00	0.750
Andy Hassler, L ERA: 3.86	(5, 1)	2.0		7	1	1	1	1	0	0	0	0	0	1	9	9	4.50	0.500
Enrique Romo, R ERA: 1.36	(7, 1)	2.0		6	0	0	0	0	0	0	0	0	0	0	6	6	0.00	0.000

PITCHER	IP	WLS	BF	H	R	ER	SO	BB	IBB	HBP	BLK	WP	HR	S	P	ERA	WHIP

BOTTOM

Pittsburgh Pirates @ New York Mets

Shea Stadium, Flushing, NY

Fri Jun 06 1980, 7:05 PM EDT

Att. 18,352 - Unknown

livebaseballscorecards.com

AB	31
R	9
H	7
RBI	9
BB	4
SO	4
LOB	7

WP: 0 PA: 35
PB: 0
SB: 2
CS: 0

Batter	1	2	3	4	5	6	7	8	9	10	11	AB	R	H	RBI	BB	SO	LOB
Omar Moreno, L (1, 8) OBP: 0.322, SLG: 0.371	FC6-4 1B		6-3 1B BB		S 2B BB		F8		BB		1B IBB	2	2	1	0	4	0	0
Phil Garner, R (1, 4) OBP: 0.337, SLG: 0.394	FC6-4 FC4 1-2f		6-3 1-2		1B 2B 1-H		F4-3 BB		F7		FC4-6 1B 1-3 2-H	5	1	2	2	1	0	3
Dave Parker, L (1, 9) OBP: 0.300, SLG: 0.449	FC4 1-2f		1B 2-H		F7		F4-3 1-2		L6		FC4-6 1-2f	6	0	1	1	0	0	6
Willie Stargell, L (1, 3) OBP: 0.415, SLG: 0.557	K		K		1B 2-H		IBB			F7		4	0	1	1	1	2	2
Mike Easler, L (1, 7) OBP: 0.425, SLG: 0.619 Lee Lacy, R (5, PH) (5, 7) OBP: 0.485, SLG: 0.667		CS BB		1B CI 1B F4-3	F5		F8			F3		1 3	1 0	1 0	0 0	1 0	0 0	0 3
Dale Berra, R (1, 5) OBP: 0.323, SLG: 0.333		L6 1-2		CI 1B F4-3 1-2	F9			F8		K		4	0	0	0	0	1	2
Ed Ott, L (1, 2) OBP: 0.347, SLG: 0.366		1B		F4-3 1B 1-2 2-3		F8		F4-3			SH1-4 1B BB	4	1	2	0	1	0	0
Vance Law, R (1, 6) OBP: 0.304, SLG: 0.409		F4-3		F4-3 1-2 2-3 3-H		F7		6-3			SH1-4 1-2	4	0	0	0	0	0	3
Jim Bibby, R (1, 1) OBP: 0.265, SLG: 0.233 Enrique Romo, R (7, 1) OBP: 0.500, SLG: 0.500 John Millner, L (9, PH) OBP: 0.263, SLG: 0.212 Kent Tekulve, R (9, 1) Manny Sanguillen, R (11, PH) OBP: 0.417, SLG: 0.583 Grant Jackson, S (11, 1) Bert Blyleven, R (11, 1) OBP: 0.105, SLG: 0.056			K	K			F4-3		F8		F8	3 0 1 0 1 0 0 0	0 0 0 0 0 0 0 0	1 0 0 0 0 0 0 0	0 0 0 0 0 0 0 0	2 0 0 0 0 0 0 0	1 0 0 0 1 0 0 0	6 0 0 0 0 1 0 0
Inning Stats	R: 0 E: 0 K: 1 S: 6 H: 1 LOB: 1 BB: 0 P: 6	R: 0 E: 0 K: 0 S: 3 H: 1 LOB: 1 BB: 1 P: 7	R: 1 E: 0 K: 2 S: 8 H: 1 LOB: 1 BB: 1 P: 12	R: 1 E: 1 K: 1 S: 7 H: 2 LOB: 1 BB: 0 P: 7	R: 2 E: 0 K: 0 S: 5 H: 2 LOB: 1 BB: 1 P: 9	R: 0 E: 0 K: 0 S: 3 H: 0 LOB: 0 BB: 0 P: 3	R: 0 E: 0 K: 0 S: 3 H: 0 LOB: 2 BB: 2 P: 11	R: 0 E: 0 K: 0 S: 3 H: 0 LOB: 0 BB: 0 P: 3	R: 0 E: 0 K: 0 S: 3 H: 0 LOB: 1 BB: 1 P: 7	R: 0 E: 0 K: 1 S: 5 H: 0 LOB: 0 BB: 0 P: 5	R: 1 E: 0 K: 0 S: 4 H: 1 LOB: 2 BB: 2 P: 12	1B: 7 2B: 1 3B: 0 HR: 0 SF: 0 SAC: 1 DP: 1 HBP: 0						

PITCHER		IP	WLS	BF	H	R	ER	SO	BB	IBB	HBP	BLK	WP	HR	S	P	ERA	WHIP
John Pacella, R ERA: 3.8	(1, 1)	4.0		19	5	3	2	4	3	0	0	0	0	0	24	36	4.50	2.000
Kevin Kobel, L ERA: 7.03	(5, 1)	2.0		8	2	1	1	0	0	0	0	0	0	0	8	8	4.50	1.000
Jeff Reardon, R ERA: 3.67	(7, 1)	2.0		8	0	0	0	0	1	1	0	0	0	0	6	14	0.00	0.500
Neil Allen, R ERA: 4.42	(9, 1)	3.0	W	13	1	1	1	1	2	1	0	0	0	0	12	24	3.00	1.000

PITCHER	IP	WLS	BF	H	R	ER	SO	BB	IBB	HBP	BLK	WP	HR	S	P	ERA	WHIP

Pittsburgh Pirates @ New York Mets

Shea Stadium, Flushing, NY

Sat Jun 07 1980, 3:33 AM EDT

Att. 13,509 - Unknown

TOP

livebaseballscorecards.com

AB	38
R	5
H	8
RBI	4
BB	8
SO	5
LOB	21

WP: 0 PB: 0 SB: 1 CS: 1 PA: 48

Pittsburgh Pirates @ New York Mets

Shea Stadium, Flushing, NY

Sat Jun 07 1980, 3:33 AM EDT

Att. 13,509 - Unknown

livebaseballscorecards.com

BOTTOM

Batter	1	2	3	4	5	6	7	8	9	10	11	AB	R	H	RBI	BB	SO	LOB
Lee Mazzilli, S (1, 8) OBP: 0.371, SLG: 0.347	K			2B 1B		K		F7		6-3		5	1	1	0	0	2	1
Frank Taveras, R (1, 6) OBP: 0.338, SLG: 0.355	F4			S CS 2B			2B BB 1B	F6		4-3		5	1	2	1	0	0	1
Steve Henderson, R (1, 7) OBP: 0.390, SLG: 0.426	CS HBP			5-3			2B SF8 BB	CS 1B			6-3	3	1	1	1	1	0	1
Mike Jorgensen, L (1, 3) OBP: 0.344, SLG: 0.407 Alex Trevino, R (9, PR) OBP: 0.429, SLG: 0.421 (10, 2)	CS	K		K			K	CS	1B		BB 2B	4 1	0 1	1 1	0 0	0 0	3 0	2 0
John Stearns, R (1, 2) OBP: 0.370, SLG: 0.435 (10, 3)		5-3-4 1B			F7		1B 2B		S 1B		2B 1B BB	4	1	3	1	1	0	0
Joel Youngblood, R (1, 9) OBP: 0.333, SLG: 0.370		5-3-4			CS BB		1B BB		F3		1B 2B	3	0	1	1	2	0	2
Elliott Maddox, R (1, 5) OBP: 0.387, SLG: 0.307			F9		F8		SF8		BB		1B IBB	2	0	0	1	2	0	1
Doug Flynn, R (1, 4) OBP: 0.258, SLG: 0.254 Ron Hodges, L (11, PH) OBP: 0.355, SLG: 0.292			F1-3			F5-3			F7			4 1	0 0	1 1	0 1	0 0	0 0	2 0
John Pacella, R (1, 1) OBP: 0.333, SLG: 0.333 Kevin Kobel, R (5, 1) Jerry Morales, R (6, PH) OBP: 0.257, SLG: 0.258 Jeff Reardon, R (7, 1) Jose Moreno, S (8, PH) OBP: 0.250, SLG: 0.143 Neil Allen, R (9, 1)			K			F7		S 1B BB			K	1 0 1 0 0 1	0 0 0 0 1 0	0 0 0 0 0 0	0 0 0 0 1 1	1 0 0 0 0 0	0 0 0 0 0 1	0 0 0 0 0 0
Inning Stats	R: 0 H: 0 E: 0 LOB: 0 K: 1 BB: 0 S: 4 P: 5	R: 0 H: 1 E: 0 LOB: 0 K: 1 BB: 0 S: 5 P: 5	R: 0 H: 0 E: 0 LOB: 0 K: 1 BB: 0 S: 5 P: 5	R: 1 H: 2 E: 0 LOB: 0 K: 1 BB: 0 S: 6 P: 6	R: 0 H: 0 E: 0 LOB: 0 K: 0 BB: 1 S: 2 P: 6	R: 0 H: 0 E: 0 LOB: 0 K: 1 BB: 0 S: 5 P: 5	R: 2 H: 3 E: 0 LOB: 2 K: 1 BB: 2 S: 7 P: 15	R: 1 H: 1 E: 0 LOB: 0 K: 0 BB: 1 S: 3 P: 7	R: 0 H: 2 E: 0 LOB: 2 K: 0 BB: 1 S: 4 P: 8	R: 0 H: 0 E: 0 LOB: 0 K: 1 BB: 0 S: 5 P: 5	R: 2 H: 3 E: 0 LOB: 3 K: 0 BB: 2 S: 4 P: 12	1B: 9 SF: 1 2B: 4 SAC: 0 3B: 0 DP: 1 HR: 0 HBP: 1						

PITCHER		IP	WLS	BF	H	R	ER	SO	BB	IBB	HBP	BLK	WP	HR	S	P	ERA	WHIP
Jim Bibby, R ERA: 2.98	(1, 1)	6.1		23	5	3	3	6	2	0	1	0	0	0	32	41	4.26	1.105
Enrique Romo, R ERA: 1.52	(7, 1)	1.2		7	2	1	1	0	2	0	0	0	0	0	5	13	5.40	2.400
Kent Tekulve, R ERA: 4.61	(9, 1)	2.0		8	2	0	0	1	1	0	0	0	0	0	9	13	0.00	1.500
Grant Jackson, L ERA: 2.38	(11, 1)	0.1	L	3	1	2	2	0	1	0	0	0	0	0	2	6	54.00	6.000
Bert Blyleven, R ERA: 4.25	(11, 1)	0.0		3	2	0	0	0	0	1	0	0	0	0	2	6	∞	∞

PITCHER	IP	WLS	BF	H	R	ER	SO	BB	IBB	HBP	BLK	WP	HR	S	P	ERA	WHIP

AB	35
R	6
H	12
RBI	6
BB	7
SO	7
LOB	10

WP: 0 PA: 46
PB: 0
SB: 3
CS: 4

Batter	1	2	3	4	5	6	7	8	9	AB	R	H	RBI	BB	SO	LOB
Omar Moreno, L (1, 8) OBP: 0.324, SLG: 0.372	F4-3		F7			K S 1B	1-2 1B		FC4-6 1-2f	5	0	2	0	0	0	1
Phil Garner, R (1, 4) OBP: 0.335, SLG: 0.391	S 1B			F8		SSS 0-3 K 1-3	F8			4	0	1	0	0	1	3
Dave Parker, L (1, 9) OBP: 0.304, SLG: 0.453	F4-3 1-2			6-3		BBBB 4-0 HR 1B BB		F4-3 2B		3	1	1	0	1	0	1
Willie Stargell, L (1, 3) OBP: 0.410, SLG: 0.545	F9			SSS 0-3 K2-3		1-2 HR 1B		F4-3 2-3		4	1	1	0	0	1	2
Mike Easler, L (1, 7) OBP: 0.434, SLG: 0.712		F9			HR	1-H 2-H HR		F4		3	2	2	4	0	0	0
Lee Lacy, R (7, 7) OBP: 0.480, SLG: 0.659										1	0	0	0	0	0	1
Dale Berra, R (1, 5) OBP: 0.304, SLG: 0.313		F9			F9	6-3		F7		4	0	0	0	0	0	1
Ed Ott, L (1, 2) OBP: 0.344, SLG: 0.362		6-3			1B		L6		F4-3	4	0	1	0	0	0	0
Vance Law, R (1, 6) OBP: 0.269, SLG: 0.360			F9		SSS 0-3 K		L5		F7	3	0	0	0	0	1	1
Manny Sanguillen, R (9, PH) OBP: 0.385, SLG: 0.538										1	0	0	0	0	0	0
Don Robinson, R (1, 1) OBP: 0.412, SLG: 0.412			F9		SSS 0-3 K		BBBB 4-0 1B BB		FC4-6 1B	2	0	0	0	0	1	1
Enrique Romo, R (6, 1) OBP: 0.600, SLG: 0.500										0	0	0	0	1	0	0
Kent Tekulve, R (7, 1)										0	0	0	0	0	0	0
Bill Robinson, R (9, PH) OBP: 0.315, SLG: 0.508										1	0	1	0	0	0	0
Inning Stats	R: 0 E: 0 K: 0 S: 4 H: 1 LOB: 1 BB: 0 P: 4	R: 0 E: 0 K: 0 S: 3 H: 0 LOB: 0 BB: 0 P: 3	R: 0 E: 0 K: 0 S: 3 H: 0 LOB: 0 BB: 0 P: 3	R: 0 E: 0 K: 1 S: 5 H: 0 LOB: 0 BB: 0 P: 5	R: 1 E: 0 K: 2 S: 9 H: 2 LOB: 1 BB: 0 P: 9	R: 3 E: 0 K: 1 S: 7 H: 3 LOB: 0 BB: 1 P: 11	R: 0 E: 0 K: 0 S: 4 H: 1 LOB: 2 BB: 1 P: 8	R: 0 E: 0 K: 0 S: 4 H: 1 LOB: 1 BB: 0 P: 4	R: 0 E: 0 K: 0 S: 4 H: 1 LOB: 1 BB: 0 P: 4	1B: 6 2B: 1 3B: 0 HR: 2	SF: 0 SAC: 0 DP: 0 HBP: 0						

TOP

Pittsburgh Pirates @ New York Mets

Shea Stadium, Flushing, NY

Sun Jun 08 1980, 3:33 AM EDT

Unknown

livebaseballscorecards.com

AB	35
R	4
H	9
RBI	4
BB	2
SO	4
LOB	11

PITCHER		IP	WLS	BF	H	R	ER	SO	BB	IBB	HBP	BLK	WP	HR	S	P	ERA	WHIP
Ray Burris, R ERA: 2.94	(1, 1)	7.0	W	29	7	4	4	4	2	0	0	0	0	2	35	43	5.14	1.286
Ed Glynn, L ERA: 3.32	(8, 1)	2.0	S	8	2	0	0	0	0	0	0	0	0	0	8	8	0.00	1.000

PITCHER	IP	WLS	BF	H	R	ER	SO	BB	IBB	HBP	BLK	WP	HR	S	P	ERA	WHIP

Batter	1	2	3	4	5	6	7	8	9	AB	R	H	RBI	BB	SO	LOB
Lee Mazzilli, S (1, 8) OBP: 0.376, SLG: 0.351	4-3		F9		CS 1B		1B S 1B 1B 2-3	FC6-4 IBB		4	1	2	0	1	0	0
Frank Taveras, R (1, 6) OBP: 0.340, SLG: 0.353	K		BLK 1B BB		P4		S 1B 1B 1-3 3-H	FC6-4 1-2f		4	2	1	1	1	1	4
Steve Henderson, R (1, 7) OBP: 0.405, SLG: 0.441	2B 1B		1-H 1B		CS 1-2	1B 1B 1B	S 1B 1-H 3-H			4	2	4	3	0	0	0
Mike Jorgensen, L (1, 3) OBP: 0.348, SLG: 0.418	1-H 2B		F8			G3-4-6-1 1B 1B 1-3	F7 1-2			4	0	2	1	0	0	2
Joel Youngblood, R (1, 9) OBP: 0.332, SLG: 0.367	F8		K			1-2 3-H	K			4	0	1	1	0	2	3
Ron Hodges, L (1, 2) OBP: 0.371, SLG: 0.321		FC5-4 1B		G3		G3-4-6-1 1-2f 2-3		SH1-3 S 1B		4	0	2	0	0	0	2
Elliott Maddox, R (1, 5) OBP: 0.384, SLG: 0.305	FC5-4 1-2f		F7			F8		SH1-3 1-2		4	0	1	0	0	0	2
Doug Flynn, R (1, 4) OBP: 0.258, SLG: 0.254	F8		F3				1B SH3 1B 1B	F9		4	1	1	0	0	0	3
Ray Burris, R (1, 1) OBP: 0.095, SLG: 0.095 Jose Moreno, S (7, PH) OBP: 0.250, SLG: 0.143 Ed Glynn, R (8, 1)	6-3				K		SH3 1-2	SH1-3 1-2 2-3		2 0 0	0 0 0	0 0 0	0 0 0	0 0 0	1 0 0	1 0 0
Inning Stats	R: 1 H: 2 E: 0 LOB: 1 K: 1 BB: 0 S: 7 P: 7	R: 0 H: 1 E: 0 LOB: 1 K: 0 BB: 0 S: 4 P: 4	R: 1 H: 1 E: 0 LOB: 1 K: 1 BB: 1 S: 6 P: 10	R: 0 H: 0 E: 0 LOB: 0 K: 0 BB: 0 S: 3 P: 3	R: 0 H: 1 E: 0 LOB: 0 K: 1 BB: 0 S: 5 P: 5	R: 1 H: 3 E: 0 LOB: 1 K: 0 BB: 0 S: 5 P: 5	R: 3 H: 4 E: 0 LOB: 1 K: 1 BB: 0 S: 9 P: 9	R: 0 H: 2 E: 0 LOB: 3 K: 0 BB: 1 S: 5 P: 9		1B: 13 SF: 0 2B: 1 SAC: 2 3B: 0 DP: 1 HR: 0 HBP: 0						

BOTTOM

Pittsburgh Pirates @ New York Mets

Shea Stadium, Flushing, NY

Sun Jun 08 1980, 3:33 AM EDT

Unknown

livebaseballscorecards.com

AB	34
R	6
H	14
RBI	6
BB	2
SO	4
LOB	17

WP: 0 PB: 0 SB: 4 CS: 1 PA: 39

PITCHER		IP	WLS	BF	H	R	ER	SO	BB	IBB	HBP	BLK	WP	HR	S	P	ERA	WHIP
Don Robinson, R ERA: 4.4	(1, 1)	5.0		23	8	3	3	3	1	0	0	1	0	0	28	32	5.40	1.800
Enrique Romo, R ERA: 2.11	(6, 1)	1.1	L	6	3	3	3	0	0	0	0	0	0	0	6	6	20.25	2.250
Kent Tekulve, R ERA: 4.34	(7, 1)	1.2		9	3	0	0	1	0	1	0	0	0	0	10	14	0.00	1.800

PITCHER	IP	WLS	BF	H	R	ER	SO	BB	IBB	HBP	BLK	WP	HR	S	P	ERA	WHIP

Batter	1	2	3	4	5	6	7	8	9	AB	R	H	RBI	BB	SO	LOB
Omar Moreno, L (1, 8) OBP: 0.331, SLG: 0.378	FC3-6 1B		G6-3 1-2f		1B			8-5 SH5-3 1B		4	0	3	1	0	0	1
Lee Lacy, R (8, 8) OBP: 0.480, SLG: 0.659					2-H					0	0	0	0	0	0	0
Phil Garner, R (1, 4) OBP: 0.330, SLG: 0.384	FC3-6 F4-3 1B 1-2f		P5		F7			SH5-3 1-2		3	1	0	0	0	0	2
Dave Parker, L (1, 9) OBP: 0.307, SLG: 0.456	F4-3 1-2			F4-3 2B		L6		IBB		3	0	1	0	1	0	1
John Milner, L (1, 3) OBP: 0.262, SLG: 0.214	1B 2-H			F8		K		8-5 2-3f		4	0	1	1	0	1	3
Mike Easler, L (1, 7) OBP: 0.425, SLG: 0.729	F4-3			F4-3 2-3		3-1			HR	4	1	1	1	0	0	2
Dale Berra, R (1, 5) OBP: 0.288, SLG: 0.294		K		F4-3			K		F3	4	0	0	0	0	2	1
Ed Ott, L (1, 2) OBP: 0.341, SLG: 0.358		K			F4-3		1B		K	4	0	1	0	0	2	0
Vance Law, R (1, 6) OBP: 0.267, SLG: 0.345		1-3			SH2-3 1B 1B		F9		F7	4	1	1	0	0	0	1
Eddie Solomon, R (1, 1) OBP: 0.250, SLG: 0.250										2	0	1	0	0	0	1
Kent Tekulve, R (7, 1)			G6-3 1B		SH2-3 1-2		F9			0	0	0	0	0	0	0
Inning Stats	R: 1 H: 2 E: 0 LOB: 1 K: 0 BB: 0 S: 5 P: 5	R: 0 H: 0 E: 0 LOB: 0 K: 2 BB: 0 S: 7 P: 7	R: 0 H: 1 E: 0 LOB: 0 K: 0 BB: 0 S: 3 P: 3	R: 0 H: 1 E: 0 LOB: 1 K: 0 BB: 0 S: 4 P: 4	R: 1 H: 2 E: 0 LOB: 1 K: 0 BB: 0 S: 5 P: 5	R: 0 H: 0 E: 0 LOB: 0 K: 1 BB: 0 S: 5 P: 5	R: 0 H: 1 E: 0 LOB: 1 K: 1 BB: 0 S: 6 P: 6	R: 0 H: 1 E: 0 LOB: 1 K: 0 BB: 1 S: 3 P: 7	R: 1 H: 1 E: 0 LOB: 0 K: 1 BB: 0 S: 6 P: 6	1B: 7 SF: 0 2B: 2 SAC: 2 3B: 0 DP: 2 HR: 1 HBP: 0						

TOP

Pittsburgh Pirates @ New York Mets

Shea Stadium, Flushing, NY

Sun Jun 08 1980, 3:38 AM EDT

Att. 29,329 - Unknown

livebaseballscorecards.com

AB	32
R	3
H	9
RBI	3
BB	1
SO	5
LOB	12

WP: 0 PA: 35
PB: 0
SB: 0
CS: 0

PITCHER		IP	WLS	BF	H	R	ER	SO	BB	IBB	HBP	BLK	WP	HR	S	P	ERA	WHIP
Mark Bomback, R ERA: 4.57	(1, 1)	6.0	L	23	6	2	2	3	0	0	0	0	0	0	29	29	3.00	1.000
Jeff Reardon, R ERA: 3.41	(7, 1)	2.0		8	2	0	0	1	0	1	0	0	0	0	9	13	0.00	1.000
Pete Falcone, L ERA: 5.02	(9, 1)	1.0		4	1	1	1	1	0	0	0	0	0	1	6	6	9.00	1.000

PITCHER	IP	WLS	BF	H	R	ER	SO	BB	IBB	HBP	BLK	WP	HR	S	P	ERA	WHIP

Pittsburgh Pirates @ New York Mets

Shea Stadium, Flushing, NY

Sun Jun 08 1980, 3:38 AM EDT

Att. 29,329 - Unknown

BOTTOM

livebaseballscorecards.com

Batter	1	2	3	4	5	6	7	8	9	AB	R	H	RBI	BB	SO	LOB
Lee Mazzilli, S (1, 8) OBP: 0.374, SLG: 0.345	K			1-3		BB			E4 G4-6-3	3	0	0	0	1	1	0
Frank Taveras, R (1, 6) OBP: 0.338, SLG: 0.351	CS 1B			1-3		G5-4-3			G4-6-3	4	0	1	0	0	0	4
Steve Henderson, R (1, 7) OBP: 0.407, SLG: 0.443	K			L8			G5-4-3 1B			4	0	2	0	0	1	1
Mike Jorgensen, L (1, 3) OBP: 0.345, SLG: 0.413		F8			F8		G5-4-3		F8	4	0	1	0	0	0	1
John Stearns, R (1, 2) OBP: 0.365, SLG: 0.427		F8			4-3		G5-4-3			3	0	0	0	0	0	2
Joel Youngblood, R (1, 9) OBP: 0.326, SLG: 0.361		F6			6-3		5-3			3	0	0	0	0	0	1
Alex Trevino, R (1, 5) OBP: 0.422, SLG: 0.415			5-3			1B		5-3		3	0	1	0	0	0	0
Doug Flynn, R (1, 4) OBP: 0.259, SLG: 0.256			F6-3			BB		K		3	0	1	0	0	1	0
Mark Bomback, R (1, 1) OBP: 0.333, SLG: 0.333			4-3			K		4-3		1	0	0	0	0	0	0
Jerry Morales, R (6, PH) OBP: 0.255, SLG: 0.255										1	0	0	0	0	1	2
Jeff Reardon, R (7, 1)										0	0	0	0	0	0	0
Dan Norman, R (8, PH) OBP: 0.200, SLG: 0.325										1	0	0	0	0	0	0
Pete Falcone, L (9, 1) OBP: 0.176, SLG: 0.125										0	0	0	0	0	0	0

	AB	30
	R	0
	H	6
	RBI	0
	BB	1
	SO	4
	LOB	11

Inning Stats	1	2	3	4	5	6	7	8	9	1B: 6	SF: 0	WP: 0	PA: 31
	R: 0 E: 0 K: 2 S: 7	R: 0 E: 0 K: 0 S: 3	R: 0 E: 0 K: 0 S: 3	R: 0 E: 0 K: 0 S: 3	R: 0 E: 0 K: 0 S: 3	R: 0 E: 0 K: 1 S: 6	R: 0 E: 0 K: 0 S: 4	R: 0 E: 0 K: 1 S: 5	R: 0 E: 1 K: 0 S: 4	2B: 0	SAC: 0	PB: 0	
	H: 1 LOB: 0 BB: 0 P: 7	H: 0 LOB: 0 BB: 0 P: 3	H: 0 LOB: 0 BB: 0 P: 3	H: 0 LOB: 0 BB: 0 P: 3	H: 0 LOB: 0 BB: 0 P: 3	H: 2 LOB: 2 BB: 1 P: 10	H: 2 LOB: 1 BB: 0 P: 4	H: 0 LOB: 0 BB: 0 P: 5	H: 1 LOB: 1 BB: 0 P: 4	3B: 0 HR: 0	DP: 3 HBP: 0	SB: 0 CS: 1	

PITCHER		IP	WLS	BF	H	R	ER	SO	BB	IBB	HBP	BLK	WP	HR	S	P	ERA	WHIP
Eddie Solomon, R ERA: 2.4	(1, 1)	6.0	W	22	5	0	0	3	1	0	0	0	0	0	27	31	0.00	1.000
Kent Tekulve, R ERA: 3.94	(7, 1)	3.0	S	9	1	0	0	1	0	0	0	0	0	0	11	11	0.00	0.333

PITCHER	IP	WLS	BF	H	R	ER	SO	BB	IBB	HBP	BLK	WP	HR	S	P	ERA	WHIP

Batter	1	2	3	4	5	6	7	8	9	AB	R	H	RBI	BB	SO	LOB
Davey Lopes, R (1, 4) OBP: 0.333, SLG: 0.333	5-3		F8		K		1-3			4	0	0	0	0	1	0
Rudy Law, L (1, 8) OBP: 0.309, SLG: 0.321	F4-3		F8		F4-3		F4			4	0	0	0	0	0	0
Reggie Smith, S (1, 9) OBP: 0.400, SLG: 0.557	G3		K		1B			K		4	0	1	0	0	2	0
Steve Garvey, R (1, 3) OBP: 0.314, SLG: 0.467		HR		HR 1B	F8			2B		4	2	3	1	0	0	1
Dusty Baker Jr., R (1, 7) OBP: 0.308, SLG: 0.547		HR		1-H HR		S 1B		5-3		4	2	3	3	0	0	1
Ron Cey, R (1, 5) OBP: 0.346, SLG: 0.410		HBP		F8		1-2 K		6-3		0	0	0	0	0	0	0
Pedro Guerrero, R (2, PR) OBP: 0.579, SLG: 0.706 (2, 5)										3	0	0	0	0	1	2
Bill Russell, R (1, 6) OBP: 0.335, SLG: 0.380		P3		1B		6-3			5-3	4	0	1	0	0	0	2
Steve Yeager, R (1, 2) OBP: 0.288, SLG: 0.188		F7		K		F8			L3	3	0	0	0	0	1	3
Jay Johnstone, L (9, PH) OBP: 0.389, SLG: 0.375										1	0	0	0	0	0	0
Bob Welch, R (1, 1) OBP: 0.167, SLG: 0.167		F8		F6			F6		3-1	2	0	0	0	0	0	2
Rick Monday, L (7, PH) OBP: 0.333, SLG: 0.385										1	0	0	0	0	0	0
Bobby Castillo, R (7, 1) OBP: 0.333, SLG: 0.333										0	0	0	0	0	0	0
Gary Thomasson, L (9, PH) OBP: 0.397, SLG: 0.327										1	0	0	0	0	0	0
Inning Stats	R: 0 E: 0 K: 0 S: 3 H: 0 LOB: 0 BB: 0 P: 3	R: 2 E: 0 K: 0 S: 5 H: 2 LOB: 1 BB: 0 P: 6	R: 0 E: 0 K: 1 S: 5 H: 0 LOB: 0 BB: 0 P: 5	R: 2 E: 0 K: 1 S: 8 H: 3 LOB: 1 BB: 0 P: 8	R: 0 E: 0 K: 1 S: 6 H: 1 LOB: 1 BB: 0 P: 6	R: 0 E: 0 K: 1 S: 6 H: 1 LOB: 1 BB: 0 P: 6	R: 0 E: 0 K: 0 S: 3 H: 0 LOB: 0 BB: 0 P: 3	R: 0 E: 0 K: 1 S: 6 H: 1 LOB: 1 BB: 0 P: 6	R: 0 E: 0 K: 0 S: 3 H: 0 LOB: 0 BB: 0 P: 3	1B: 4 2B: 1 3B: 0 HR: 3 SF: 0 SAC: 0 DP: 0 HBP: 1	WP: 0 PB: 0 SB: 1 CS: 0 PA: 36					

PITCHER	IP	WLS	BF	H	R	ER	SO	BB	IBB	HBP	BLK	WP	HR	S	P	ERA	WHIP
Pat Zachry, R (1, 1) ERA: 3.19	4.0		18	5	4	4	2	0	0	1	0	0	3	21	22	9.00	1.250
Tom Hausman, R (5, 1) ERA: 4.26	5.0	W	18	3	0	0	3	0	0	0	0	0	0	24	24	0.00	0.600

PITCHER	IP	WLS	BF	H	R	ER	SO	BB	IBB	HBP	BLK	WP	HR	S	P	ERA	WHIP

TOP

Los Angeles Dodgers @ New York Mets

Shea Stadium, Flushing, NY

Tue Jun 10 1980, 7:05 PM EDT

Att. 14,759 - Unknown

livebaseballscorecards.com

AB	35
R	4
H	8
RBI	4
BB	0
SO	5
LOB	11

Los Angeles Dodgers @ New York Mets

Shea Stadium, Flushing, NY

Tue Jun 10 1980, 7:05 PM EDT

Att. 14,759 - Unknown

livebaseballscorecards.com

Batter	1	2	3	4	5	6	7	8	9	AB	R	H	RBI	BB	SO	LOB
Lee Mazzilli, S (1, 8) OBP: 0.372, SLG: 0.343	0-3 K			0-0 BB 1B 1B 1B	0-0 4-3		0-3 K			4	1	1	0	0	2	0
Frank Taveras, R (1, 6) OBP: 0.336, SLG: 0.349	0-0 4-3			0-0 BB 1B 1-2 1B	0-0 3-1		0-3 K			4	1	1	0	0	1	0
Steve Henderson, R (1, 7) OBP: 0.409, SLG: 0.437	1-0 CS HBP			4-0 E 1B SF9 1-2 2-3 BB	0-3 K		0-0 F9			2	1	0	0	1	1	0
John Stearns, R (1, 2) OBP: 0.362, SLG: 0.423	0-0 CS 1-2	0-0 F7		0-0 E8 SF9 SF7 1-3 2-H 3-H 1B		0-0 5-3		0-0 F2		4	1	1	2	0	0	0
Joel Youngblood, R (1, 9) OBP: 0.320, SLG: 0.355		0-3 K		0-0 SF9 2-3 3-H		0-0 5-3		0-0 6-3		3	0	0	1	0	1	0
Mike Jorgensen, L (1, 3) OBP: 0.350, SLG: 0.411		0-0 4-3		4-0 1B BB		0-0 BB 1B 1B		0-0 F4		3	1	1	0	1	0	0
Elliott Maddox, R (1, 5) OBP: 0.389, SLG: 0.305			4-0 F5-3 BB	0-0 SF7 3-H		4-0 1B 1-2 BB				0	0	0	1	2	0	0
Doug Flynn, R (1, 4) OBP: 0.266, SLG: 0.263			0-0 F5-3 1-2	0-0 1-2 1B		0-0 1-2 2-H 1B				3	0	2	1	0	0	1
Pat Zachry, R (1, 1)			0-3 K	0-3 K		0-3 K				1	0	0	0	0	1	0
Ron Hodges, L (4, PH) OBP: 0.361, SLG: 0.310										1	0	0	0	0	1	2
Tom Hausman, R (5, 1)										1	0	0	0	0	1	2

Inning Stats	1	2	3	4	5	6	7	8	9		
	R: 0 H: 0	R: 0 H: 0	R: 0 H: 0	R: 4 H: 4	R: 0 H: 0	R: 1 H: 2	R: 0 H: 0	R: 0 H: 0		1B: 6 SF: 2	WP: 0 PA: 34
	E: 0 LOB: 0	E: 0 LOB: 0	E: 0 LOB: 0	E: 1 LOB: 2	E: 0 LOB: 0	E: 0 LOB: 2	E: 0 LOB: 0	E: 0 LOB: 0		2B: 1 SAC: 0	PB: 0
	K: 1 BB: 0	K: 1 BB: 0	K: 1 BB: 1	K: 1 BB: 2	K: 1 BB: 0	K: 1 BB: 1	K: 2 BB: 0	K: 0 BB: 0		3B: 0 DP: 1	SB: 0
	S: 4 P: 5	S: 5 P: 5	S: 4 P: 8	S: 9 P: 17	S: 5 P: 5	S: 7 P: 11	S: 7 P: 7	S: 3 P: 3		HR: 0 HBP: 1	CS: 1

PITCHER		IP	WLS	BF	H	R	ER	SO	BB	IBB	HBP	BLK	WP	HR	S	P	ERA	WHIP
Bob Welch, R ERA: 2.46	(1, 1)	6.0	L	27	6	5	5	6	4	0	1	0	0	0	34	51	7.50	1.667
Bobby Castillo, R ERA: 3.34	(7, 1)	2.0		6	0	0	0	2	0	0	0	0	0	0	10	10	0.00	0.000

PITCHER	IP	WLS	BF	H	R	ER	SO	BB	IBB	HBP	BLK	WP	HR	S	P	ERA	WHIP

Batter	1	2	3	4	5	6	7	8	9	10	AB	R	H	RBI	BB	SO	LOB
Davey Lopes, R (1, 4) OBP: 0.330, SLG: 0.330	6-3		6-3			P5		1B		F4	5	0	1	0	0	0	2
Rudy Law, L (1, 8) OBP: 0.302, SLG: 0.314	6-3		F4-3			2-3		F7			4	0	0	0	0	0	1
Reggie Smith, S (1, 9) OBP: 0.397, SLG: 0.548	1B BB		F4			3-1			F7		3	0	0	0	1	0	0
Steve Garvey, R (1, 3) OBP: 0.318, SLG: 0.482	1-3 1B			6-3			6-3		HR		4	1	2	1	0	0	0
Dusty Baker Jr., R (1, 7) OBP: 0.307, SLG: 0.557	K			K			HR		F7		4	1	1	1	0	2	2
Ron Cey, R (1, 5) OBP: 0.340, SLG: 0.401		K		F8			F8		F8		4	0	0	0	0	1	0
Bill Russell, R (1, 6) OBP: 0.333, SLG: 0.382		2B			K		6-3			F4	4	0	1	0	0	1	0
Steve Yeager, R (1, 2) OBP: 0.280, SLG: 0.182		F3			F7			F6		SH3-4 1B	2	0	0	0	0	0	1
Jay Johnstone, L (8, PH) OBP: 0.378, SLG: 0.364											1	0	0	0	0	0	0
Mike Scioscia, L (8, 2) OBP: 0.262, SLG: 0.333											1	0	1	0	0	0	0
Pedro Guerrero, R (10, PR) OBP: 0.579, SLG: 0.706											0	0	0	0	0	0	0
Joe Ferguson, R (10, 2) OBP: 0.343, SLG: 0.216											0	0	0	0	0	0	0
Jerry Reuss, L (1, 1) OBP: 0.200, SLG: 0.167		F7			K			K		SH3-4 1-2	2	0	0	0	0	1	1
Gary Thomasson, L (8, PH) OBP: 0.390, SLG: 0.320											1	0	0	0	0	1	0
Steve Howe, L (8, 1) OBP: 0.200, SLG: 0.200											0	0	0	0	0	0	0
Rick Sutcliffe, L (9, 1) OBP: 0.154, SLG: 0.154											0	0	0	0	0	0	0
Inning Stats	R: 0 H: 1 E: 0 LOB: 2 K: 1 BB: 1 S: 6 P: 10	R: 0 H: 1 E: 0 LOB: 1 K: 1 BB: 0 S: 6 P: 6	R: 0 H: 0 E: 0 LOB: 0 K: 0 BB: 0 S: 3 P: 3	R: 0 H: 0 E: 0 LOB: 0 K: 1 BB: 0 S: 5 P: 5	R: 0 H: 0 E: 0 LOB: 0 K: 2 BB: 0 S: 7 P: 7	R: 0 H: 0 E: 0 LOB: 0 K: 0 BB: 0 S: 3 P: 3	R: 1 H: 1 E: 0 LOB: 0 K: 0 BB: 0 S: 4 P: 4	R: 0 H: 1 E: 0 LOB: 1 K: 1 BB: 0 S: 6 P: 6	R: 1 H: 1 E: 0 LOB: 0 K: 0 BB: 0 S: 4 P: 4	R: 0 H: 1 E: 0 LOB: 2 K: 0 BB: 0 S: 4 P: 4	1B: 3 SF: 0 2B: 1 SAC: 1 3B: 0 DP: 0 HR: 2 HBP: 0						

PITCHER	IP	WLS	BF	H	R	ER	SO	BB	IBB	HBP	BLK	WP	HR	S	P	ERA	WHIP
Craig Swan, R (1, 1) ERA: 2.21	10.0	W	37	6	2	2	6	1	0	0	0	0	2	48	52	1.80	0.700

PITCHER	IP	WLS	BF	H	R	ER	SO	BB	IBB	HBP	BLK	WP	HR	S	P	ERA	WHIP

TOP

Los Angeles Dodgers @ New York Mets

Shea Stadium, Flushing, NY

Wed Jun 11 1980, 7:05 PM EDT

Att. 23,540 - Unknown

livebaseballscorecards.com

AB	35
R	2
H	6
RBI	2
BB	1
SO	6
LOB	7

WP: 0 PA: 37
PB: 0
SB: 0
CS: 0

Batter	1	2	3	4	5	6	7	8	9	10	AB	R	H	RBI	BB	SO	LOB
Lee Mazzilli, S (1, 8) OBP: 0.368, SLG: 0.335	6-3		4-3		1-3			4-3		HR, BB, IBB	4	1	0	0	1	0	2
Frank Taveras, R (1, 6) OBP: 0.333, SLG: 0.346	5-3			K		6-3		FC5-4, 1B		K	5	0	1	0	0	2	2
Steve Henderson, R (1, 7) OBP: 0.403, SLG: 0.426	K			6-3		5-3		K		HR, BB 1-2 2-3	4	1	0	0	1	2	1
John Stearns, R (1, 3) OBP: 0.360, SLG: 0.419 Mike Jorgensen, L (9, 3) OBP: 0.354, SLG: 0.438		K		F6		CS, 1B		FC5-4 1-2f		1-H 2-H 3-H, HR	4 1	0 1	1 1	0 4	0 0	1 0	1 0
Joel Youngblood, R (1, 9) OBP: 0.323, SLG: 0.370 Jerry Morales, R (5, 9) OBP: 0.266, SLG: 0.278		1B, 3B			1B, 2B	CS 1-2	E6, 6-3		8-3, 1B		1 3	1 1	1 2	0 0	0 0	0 0	0 0
Alex Trevino, R (1, 2) OBP: 0.408, SLG: 0.400		G6-3, 1B 3-H			K		F7		L3		4	0	1	1	0	1	3
Elliott Maddox, R (1, 5) OBP: 0.380, SLG: 0.297		G6-3 1-2f			F9		6-3 1-2		8-3 1-2f		4	0	0	0	0	0	4
Doug Flynn, R (1, 4) OBP: 0.276, SLG: 0.265			F4		IBB		IBB			BB, S, HR, 1B	2	1	1	0	2	0	0
Craig Swan, R (1, 1) OBP: 0.346, SLG: 0.227 Claudell Washington, L (10, PH) OBP: 0.330, SLG: 0.407			K		1-3 2-H, 1B		K			K 1-2	3 1	0 0	1 0	1 0	0 0	2 1	2 1
Inning Stats	R: 0 H: 0 E: 0 LOB: 0 K: 1 BB: 0 S: 5 P: 5	R: 1 H: 2 E: 0 LOB: 0 K: 1 BB: 0 S: 6 P: 6	R: 0 H: 0 E: 0 LOB: 0 K: 1 BB: 0 S: 5 P: 5	R: 0 H: 0 E: 0 LOB: 0 K: 1 BB: 0 S: 5 P: 5	R: 1 H: 2 E: 0 LOB: 2 K: 1 BB: 1 S: 7 P: 11	R: 0 H: 1 E: 0 LOB: 0 K: 0 BB: 0 S: 3 P: 3	R: 0 H: 0 E: 1 LOB: 2 K: 1 BB: 1 S: 6 P: 10	R: 0 H: 1 E: 0 LOB: 1 K: 1 BB: 0 S: 6 P: 6	R: 0 H: 1 E: 0 LOB: 0 K: 0 BB: 0 S: 3 P: 3	R: 4 H: 2 E: 0 LOB: 0 K: 2 BB: 2 S: 8 P: 16	1B: 6 SF: 0 2B: 2 SAC: 0 3B: 1 DP: 2 HR: 1 HBP: 0						WP: 0 PA: 41 PB: 0 SB: 1 CS: 1

PITCHER	IP	WLS	BF	H	R	ER	SO	BB	IBB	HBP	BLK	WP	HR	S	P	ERA	WHIP
Jerry Reuss, L (1, 1) ERA: 2.42	7.0		27	5	2	2	6	0	2	0	0	0	0	37	45	2.57	0.714
Steve Howe, L (8, 1) ERA: 2.22	1.0		4	1	0	0	1	0	0	0	0	0	0	6	6	0.00	1.000
Rick Sutcliffe, R (9, 1) ERA: 6.43	1.2	L	9	3	4	4	2	1	1	0	0	0	1	11	19	21.60	2.400

PITCHER	IP	WLS	BF	H	R	ER	SO	BB	IBB	HBP	BLK	WP	HR	S	P	ERA	WHIP

BOTTOM

Los Angeles Dodgers @ New York Mets

Shea Stadium, Flushing, NY

Wed Jun 11 1980, 7:05 PM EDT
Att. 23,540 - Unknown

livebaseballscorecards.com

AB	36
R	6
H	9
RBI	6
BB	4
SO	9
LOB	16

Batter	1	2	3	4	5	6	7	8	9	AB	R	H	RBI	BB	SO	LOB
Davey Lopes, R (1, 4) OBP: 0.332, SLG: 0.328	BBB 4-0 CS BLK BB		x 0-0 ① F3	x 0-0 1B 1B		x 0-0 ② F9		SSS 0-3 K		4	0	1	0	1	1	3
Bill Russell, R (1, 6) OBP: 0.330, SLG: 0.383	x 0-0 ① F9 1-2		x 0-0 1B 2B	x 0-0 ② F3		x 0-0 ③ F3			x 0-0 ① F3	5	1	1	0	0	0	3
Reggie Smith, S (1, 9) OBP: 0.397, SLG: 0.545	SSS 0-3 ②③ K 2-3		x 0-0 1B WP HR 2-H 1B	x 0-0 ③ 1-3 1B			SSS 0-3 ① K		SSS 0-3 ② K	5	1	2	1	0	3	1
Steve Garvey, R (1, 3) OBP: 0.324, SLG: 0.489		x 0-0 ① F9	x 0-0 1-3 HR 1B		x 0-0 ① F8		x 0-0 CS 1B		x 0-0 2B	5	1	3	0	0	0	0
Dusty Baker Jr., R (1, 7) OBP: 0.314, SLG: 0.574		x 0-0 BB 2B 1B	x 0-0 1-H 3-H HR		x 0-0 1B		x 0-0 ②③ F7 1-2		x 0-0 ③ F6	5	2	3	3	0	0	2
Ron Cey, R (1, 5) OBP: 0.343, SLG: 0.400		BBB 4-0 2B 1-2 BB	x 0-0 ② F6		SSS 0-3 ② K			x 0-0 G3 G3 1B		3	0	1	0	1	1	1
Gary Thomasson, L (1, 8) OBP: 0.381, SLG: 0.302		x 0-0 ② F8	BBB 4-0 BB		SSS 0-3 ③ K			x 0-0 ① G3 1-2		3	0	0	0	1	1	4
Mike Scioscia, L (1, 2) OBP: 0.283, SLG: 0.357		x 0-0 1-3 2-H 2B	x 0-0 ③ F4-3			BBBB 4-0 FC3-6 BB		x 0-0 ② G3 2-3		3	0	1	1	1	0	2
Dave Goltz, R (1, 1) OBP: 0.227, SLG: 0.105		SSS 0-3 ③ K	SSS 0-3 ① K			x 0-0 ① FC3-6 1-2f		BBBB 4-0 BB		2	0	0	0	0	2	2
Bobby Castillo, R (5, 1) OBP: 0.250, SLG: 0.250										1	0	0	0	0	0	1
Jay Johnstone, L (8, PH) OBP: 0.395, SLG: 0.364										0	0	0	0	1	0	0
Joe Beckwith, L (8, 1)										0	0	0	0	0	0	0
Inning Stats	R: 0 E: 0 K: 1 S: 4 H: 0 LOB: 0 BB: 1 P: 8	R: 1 E: 0 K: 1 S: 7 H: 2 LOB: 2 BB: 1 P: 11	R: 4 E: 0 K: 0 S: 7 H: 4 LOB: 1 BB: 1 P: 11	R: 0 E: 0 K: 1 S: 6 H: 2 LOB: 2 BB: 0 P: 6	R: 0 E: 0 K: 2 S: 8 H: 1 LOB: 1 BB: 0 P: 8	R: 0 E: 0 K: 0 S: 3 H: 0 LOB: 1 BB: 1 P: 7	R: 0 E: 0 K: 1 S: 5 H: 1 LOB: 0 BB: 0 P: 5	R: 0 E: 0 K: 1 S: 6 H: 1 LOB: 2 BB: 1 P: 10	R: 0 E: 0 K: 1 S: 6 H: 1 LOB: 1 BB: 0 P: 6	1B: 8 2B: 3 3B: 0 HR: 1 SF: 0 SAC: 0 DP: 0 HBP: 0						

PITCHER	IP	WLS	BF	H	R	ER	SO	BB	IBB	HBP	BLK	WP	HR	S	P	ERA	WHIP
John Pacella, R (1, 1) ERA: 5.06	3.0		17	6	5	5	2	3	0	0	1	1	1	18	30	15.00	3.000
Mark Bomback, R (4, 1) ERA: 4.37	2.0		8	3	0	0	3	0	0	0	0	0	0	14	14	0.00	1.500
Jeff Reardon, R (6, 1) ERA: 3.3	1.0	W	4	0	0	0	0	1	0	0	0	0	0	3	7	0.00	1.000
Neil Allen, R (7, 1) ERA: 4.1	3.0	S	12	3	0	0	3	1	0	0	0	0	0	17	21	0.00	1.333

PITCHER	IP	WLS	BF	H	R	ER	SO	BB	IBB	HBP	BLK	WP	HR	S	P	ERA	WHIP

TOP

Los Angeles Dodgers @ New York Mets

Shea Stadium, Flushing, NY

Thu Jun 12 1980, 7:05 PM EDT

Att. 19,501 - Unknown

livebaseballscorecards.com

AB	36
R	5
H	12
RBI	5
BB	5
SO	8
LOB	19

WP: 1 PA: 41
PB: 0
SB: 0
CS: 2

Batter	1	2	3	4	5	6	7	8	9	AB	R	H	RBI	BB	SO	LOB
Lee Mazzilli, S (1, 8) OBP: 0.370, SLG: 0.339	L4		1B		E 1B 1-2 3-H	F6				4	1	2	1	0	0	1
Frank Taveras, R (1, 6) OBP: 0.332, SLG: 0.344	K		F7		FC4-6 1B 1-2 2-H		5-3			4	0	1	1	0	1	1
Claudell Washington, L (1, 9) OBP: 0.317, SLG: 0.389	F8			4-3	FC4-6 1-2f 2-H		F6			4	0	0	0	0	0	1
Steve Henderson, R (1, 7) OBP: 0.406, SLG: 0.428		CS G1 1B		G6-3 1B	FC6-4 1-2f		K			4	0	2	0	0	1	1
Mike Jorgensen, L (1, 3) OBP: 0.358, SLG: 0.436		G1 1-2		G6-3 1-2f		1B BB E BB		CS 1B		3	1	1	0	1	0	2
John Stearns, R (1, 2) OBP: 0.373, SLG: 0.431		CS BB			1B E 1B	E E BB 1-2		FC5 2B 1-2		2	2	2	0	2	0	0
Elliott Maddox, R (1, 5) OBP: 0.388, SLG: 0.304		1-3 1-2 2-3			E 1B 1-3	E1 SH1-3 1B 1-H 2-H		BB		3	1	2	0	1	0	2
Doug Flynn, R (1, 4) OBP: 0.272, SLG: 0.261			F6-3		F5 1-3 3-H	SH1-3 2-3		F8		3	0	0	0	0	0	3
John Pacella, R (1, 1) OBP: 0.333, SLG: 0.333 Dan Norman, R (3, PH) OBP: 0.195, SLG: 0.317 Mark Bomback, R (4, 1) OBP: 0.333, SLG: 0.333 Ron Hodges, L (5, PH) OBP: 0.378, SLG: 0.310 Jeff Reardon, R (6, 1) Joel Youngblood, R (6, PH) OBP: 0.322, SLG: 0.368 Neil Allen, R (7, 1)			5-3		1B BB 1B		K	FC5 2-3f		0 1 0 0 0 1 1	0 0 0 1 0 0 0	0 0 0 0 0 1 2	0 0 0 0 0 1 1	0 0 0 1 0 0 0	0 0 0 0 0 1 0	0 0 0 0 0 1 2
Inning Stats	R: 0 E: 0 K: 1 S: 5 H: 0 LOB: 0 BB: 0 P: 5	R: 0 E: 0 K: 0 S: 3 H: 1 LOB: 1 BB: 1 P: 7	R: 0 E: 0 K: 0 S: 4 H: 1 LOB: 1 BB: 0 P: 4	R: 0 E: 0 K: 0 S: 3 H: 1 LOB: 0 BB: 0 P: 3	R: 4 E: 2 K: 0 S: 7 H: 4 LOB: 1 BB: 1 P: 11	R: 2 E: 1 K: 1 S: 6 H: 1 LOB: 1 BB: 2 P: 14	R: 0 E: 0 K: 1 S: 5 H: 0 LOB: 0 BB: 0 P: 5	R: 0 E: 0 K: 0 S: 4 H: 2 LOB: 2 BB: 1 P: 8		1B: 9 2B: 1 3B: 0 HR: 0	SF: 0 SAC: 1 DP: 1 HBP: 0					

PITCHER		IP	WLS	BF	H	R	ER	SO	BB	IBB	HBP	BLK	WP	HR	S	P	ERA	WHIP
Dave Goltz, R ERA: 4.84	(1, 1)	4.1		19	6	4	3	1	2	0	0	0	0	0	19	27	6.23	1.846
Bobby Castillo, R ERA: 3.34	(5, 1)	2.2	L	12	2	2	1	2	2	0	0	0	0	0	14	22	3.38	1.500
Joe Beckwith, R ERA: 2.01	(8, 1)	1.0		5	2	0	0	0	1	0	0	0	0	0	4	8	0.00	3.000

PITCHER	IP	WLS	BF	H	R	ER	SO	BB	IBB	HBP	BLK	WP	HR	S	P	ERA	WHIP

BOTTOM

Los Angeles Dodgers @ New York Mets

Shea Stadium, Flushing, NY

Thu Jun 12 1980, 7:05 PM EDT

Att. 19,501 - Unknown

livebaseballscorecards.com

AB	30
R	6
H	10
RBI	2
BB	5
SO	3
LOB	14

WP: 0 PB: 0 SB: 0 CS: 3 PA: 36

TOP

San Francisco Giants @ New York Mets

Shea Stadium, Flushing, NY

Fri Jun 13 1980, 7:05 PM EDT

Att. 24,679 - Unknown

Batter	1	2	3	4	5	6	7	8	9	AB	R	H	RBI	BB	SO	LOB
Bill North, S (1, 8) OBP: 0.383, SLG: 0.320	BBBB 4-0 BB		SSS 0-3 ① K		x 0-0 FC4-6 1B		x 0-0 ① FC1-5 CS 2-3		BBBB 4-0 FC5-4 BB	3	0	1	0	2	1	1
Terry Whitfield, L (1, 7) OBP: 0.312, SLG: 0.352	x 0-0 ① L7		SSS 0-3 ② K		x 0-0 ② FC4-6 1-2f		x 0-0 ②③ F6 1-2		x 0-0 ③ FC5-4 1-2f	5	0	0	0	0	1	4
Jack Clark, R (1, 9) OBP: 0.351, SLG: 0.526	x 0-0 ② F9		x 0-0 ③ F9		x 0-0 ③ F5			SSS 0-3 ① K		4	0	0	0	0	1	2
Darrell Evans, L (1, 5) OBP: 0.346, SLG: 0.378	x 0-0 ③ F7			x 0-0 ① G3		x 0-0 E S 3B 1B		x 0-0 HR		4	2	2	1	0	0	1
Milt May, L (1, 2) OBP: 0.325, SLG: 0.390		x 0-0 FC6-4 1B		x 0-0 HR		x 0-0 ① F8 1-3		SSS 0-3 ② K		4	1	2	1	0	1	1
Rich Murray, R (1, 3) OBP: 0.304, SLG: 0.565		x 0-0 ① FC6-4 1B 1-2f		x 0-0 2B		SSS 0-3 ② K		x 0-0 2B		4	0	2	0	0	1	2
Rennie Stennett, R (1, 4) OBP: 0.276, SLG: 0.344		x 0-0 1B 1-2		x 0-0 ② 5-3		x 0-0 3B 3-H		x 0-0 ③ F4		4	0	2	1	0	0	2
Johnnie LeMaster, R (1, 6) OBP: 0.254, SLG: 0.354		x 0-0 ② F7		x 0-0 ③ F8		x 0-0 ③ 5-3			x 0-0 ① L6	4	0	0	0	0	0	4
Vida Blue, S (1, 1) OBP: 0.175, SLG: 0.158		x 0-0 ③ F9			SSS 0-3 ① K		x 0-0 FC1-5 2B		SSS 0-3 ② K	4	0	1	0	0	2	2
Inning Stats	R: 0 H: 0 E: 0 LOB: 1 K: 0 BB: 1 S: 3 P: 7	R: 0 H: 2 E: 0 LOB: 2 K: 0 BB: 0 S: 5 P: 5	R: 0 H: 0 E: 0 LOB: 0 K: 2 BB: 0 S: 7 P: 7	R: 1 H: 2 E: 0 LOB: 1 K: 0 BB: 0 S: 5 P: 5	R: 0 H: 1 E: 0 LOB: 1 K: 1 BB: 0 S: 6 P: 6	R: 1 H: 2 E: 0 LOB: 1 K: 1 BB: 0 S: 7 P: 7	R: 0 H: 1 E: 0 LOB: 0 K: 0 BB: 0 S: 3 P: 3	R: 1 H: 2 E: 0 LOB: 1 K: 2 BB: 0 S: 9 P: 9	R: 0 H: 0 E: 0 LOB: 1 K: 1 BB: 1 S: 5 P: 9	1B: 4 SF: 0 2B: 3 SAC: 0 3B: 1 DP: 0 HR: 2 HBP: 0						WP: 0 PA: 38 PB: 0 SB: 1 CS: 1	

livebaseballscorecards.com

	AB	36
	R	3
	H	10
	RBI	3
	BB	2
	SO	7
	LOB	19

PITCHER		IP	WLS	BF	H	R	ER	SO	BB	IBB	HBP	BLK	WP	HR	S	P	ERA	WHIP
Ray Burris, R ERA: 2.91	(1, 1)	7.0	L	29	8	2	2	4	1	0	0	0	0	1	36	40	2.57	1.286
Jeff Reardon, R ERA: 3.38	(8, 1)	2.0		9	2	1	1	3	1	0	0	0	0	1	14	18	4.50	1.500

PITCHER	IP	WLS	BF	H	R	ER	SO	BB	IBB	HBP	BLK	WP	HR	S	P	ERA	WHIP

Batter	1	2	3	4	5	6	7	8	9	AB	R	H	RBI	BB	SO	LOB
Lee Mazzilli, S (1, 8) OBP: 0.372, SLG: 0.344	6-3		K		FC6 BB			FC1-6-5-4 2B		3	0	1	0	1	1	3
Frank Taveras, R (1, 6) OBP: 0.331, SLG: 0.339	F9 BB		K		FC6 FC4-6			FC1-6-5-4		3	0	0	0	1	1	5
Steve Henderson, R (1, 7) OBP: 0.408, SLG: 0.426	F9		FC6-4 BB		FC4-6			1B		3	0	1	1	1	0	2
John Stearns, R (1, 3) OBP: 0.370, SLG: 0.424		K	FC6-4			G6-4-3 BB		F2		3	0	0	0	1	1	4
Jose Cardenal, R (1, 9) OBP: 0.258, SLG: 0.179		F4		K		G6-4-3			F5	4	0	0	0	0	1	1
Alex Trevino, R (1, 2) OBP: 0.377, SLG: 0.367		F8		3-1		F8			K	4	0	0	0	0	1	0
Elliott Maddox, R (1, 5) OBP: 0.390, SLG: 0.309			SH E BB 1B	1B			F9		F8	4	1	2	0	0	0	0
Doug Flynn, R (1, 4) OBP: 0.268, SLG: 0.257			F6 BB SH	F8			F5-3			3	0	0	0	0	0	2
Ray Burris, R (1, 1) OBP: 0.091, SLG: 0.091			SH BB		F8		K			1	0	0	0	0	0	0
Dan Norman, R (7, PH) OBP: 0.190, SLG: 0.310										1	0	0	0	0	1	0
Jeff Reardon, R (8, 1)										0	0	0	0	0	0	0
Inning Stats	R: 0 E: 0 K: 0 S: 2 H: 0 LOB: 0 BB: 1 P: 6	R: 0 E: 0 K: 1 S: 5 H: 0 LOB: 0 BB: 0 P: 5	R: 1 E: 1 K: 2 S: 10 H: 1 LOB: 3 BB: 1 P: 14	R: 0 E: 0 K: 1 S: 6 H: 1 LOB: 1 BB: 0 P: 6	R: 0 E: 0 K: 0 S: 3 H: 0 LOB: 1 BB: 1 P: 7	R: 0 E: 0 K: 0 S: 2 H: 0 LOB: 0 BB: 0 P: 6	R: 0 E: 0 K: 1 S: 5 H: 0 LOB: 0 BB: 0 P: 5	R: 0 E: 0 K: 0 S: 4 H: 2 LOB: 1 BB: 0 P: 4	R: 0 E: 0 K: 1 S: 5 H: 0 LOB: 0 BB: 0 P: 5	1B: 3 2B: 2 3B: 0 HR: 0	SF: 0 SAC: 1 DP: 2 HBP: 0					

PITCHER	IP	WLS	BF	H	R	ER	SO	BB	IBB	HBP	BLK	WP	HR	S	P	ERA	WHIP
Vida Blue, L (1, 1) ERA: 2.62	9.0	W	34	4	1	0	6	4	0	0	0	0	0	42	58	0.00	0.889

PITCHER	IP	WLS	BF	H	R	ER	SO	BB	IBB	HBP	BLK	WP	HR	S	P	ERA	WHIP

BOTTOM

San Francisco Giants @ New York Mets

Shea Stadium, Flushing, NY

Fri Jun 13 1980, 7:05 PM EDT

Att. 24,679 - Unknown

livebaseballscorecards.com

AB	29
R	1
H	4
RBI	1
BB	4
SO	6
LOB	17

WP: 0 PB: 0 SB: 0 CS: 0 PA: 34

Batter	1	2	3	4	5	6	7	8	9	AB	R	H	RBI	BB	SO	LOB
Larry Herndon, R (1, 8) OBP: 0.270, SLG: 0.360	5-3	BB, BB, 1B 3-H		L6		FC4, 1B		K		5	0	2	1	0	1	0
Darrell Evans, L (1, 5) OBP: 0.351, SLG: 0.377	WP, 1B, 1B	BB 1-2		L1-3, BB		F6			K	3	1	1	0	2	1	1
Jack Clark, R (1, 9) OBP: 0.357, SLG: 0.520	1B, HR, BB 1-2	BB 1-2 2-3		L1-3 1-2		F6			BB	2	1	0	0	3	0	2
Rich Murray, R (1, 3) OBP: 0.286, SLG: 0.500	K	K			1B, 1B	FC4 1-2f			K	5	1	1	0	0	3	7
Jim Wohlford, R (1, 7) OBP: 0.270, SLG: 0.349	HR, 1B 1-2 2-H	F3			1B 1-2		F7		K	5	1	2	1	0	1	4
Rennie Stennett, R (1, 4) OBP: 0.281, SLG: 0.363	HR 1-H 2-H		BB		F9		F9			3	1	1	3	1	0	2
Johnnie LeMaster, R (1, 6) OBP: 0.249, SLG: 0.346	F4		F8		F4		K			4	0	0	0	0	1	3
Mike Sadek, R (1, 2) OBP: 0.400, SLG: 0.370		SH1-4, 1B, 2B	F9		FC6-4, 1B 1-2 2-H			6-3		4	1	2	1	0	0	1
John Montefusco, R (1, 1) OBP: 0.100, SLG: 0.053 Greg Minton, S (8, 1) Allen Ripley, R (9, 1)		SH1-4 2-3	5-3		FC6-4 1-2f			K		3 0 0	0 0 0	0 0 0	0 0 0	1 0 0	3 0 0	3 0 0
Inning Stats	R: 4 E: 0 K: 1 S: 8 H: 3 LOB: 0 BB: 1 P: 12	R: 1 E: 0 K: 1 S: 7 H: 2 LOB: 3 BB: 2 P: 15	R: 0 E: 0 K: 0 S: 3 H: 0 LOB: 1 BB: 1 P: 7	R: 0 E: 0 K: 0 S: 2 H: 0 LOB: 0 BB: 1 P: 6	R: 1 E: 0 K: 0 S: 6 H: 3 LOB: 2 BB: 0 P: 6	R: 0 E: 0 K: 0 S: 4 H: 1 LOB: 1 BB: 0 P: 4	R: 0 E: 0 K: 1 S: 5 H: 0 LOB: 0 BB: 0 P: 5	R: 0 E: 0 K: 2 S: 7 H: 0 LOB: 0 BB: 0 P: 7	R: 0 E: 0 K: 3 S: 9 H: 0 LOB: 1 BB: 1 P: 13	1B: 7 2B: 2 3B: 0 HR: 1 SF: 0 SAC: 1 DP: 1 HBP: 0						

PITCHER	IP	WLS	BF	H	R	ER	SO	BB	IBB	HBP	BLK	WP	HR	S	P	ERA	WHIP
Pete Falcone, L (1, 1) ERA: 5.74	1.1		11	5	5	5	1	2	0	0	0	1	1	11	19	33.75	5.250
Mark Bomback, R (2, 1) ERA: 4.15	4.2		20	4	1	1	1	3	0	0	0	0	0	19	31	1.93	1.500
Ed Glynn, L (7, 1) ERA: 3.0	2.0		6	0	0	0	3	0	0	0	0	0	0	12	12	0.00	0.000
Jeff Reardon, R (9, 1) ERA: 3.27	1.0	W	4	0	0	0	3	1	0	0	0	0	0	9	13	0.00	1.000

PITCHER	IP	WLS	BF	H	R	ER	SO	BB	IBB	HBP	BLK	WP	HR	S	P	ERA	WHIP

TOP

San Francisco Giants @ New York Mets

Shea Stadium, Flushing, NY

Sat Jun 14 1980, 7:05 PM EDT

Att. 22,918 - Unknown

livebaseballscorecards.com

AB	34
R	6
H	9
RBI	6
BB	6
SO	8
LOB	23

BOTTOM

San Francisco Giants @ New York Mets

Shea Stadium, Flushing, NY

Sat Jun 14 1980, 7:05 PM EDT

Att. 22,918 - Unknown

livebaseballscorecards.com

Batter	1	2	3	4	5	6	7	8	9	AB	R	H	RBI	BB	SO	LOB
Lee Mazzilli, S (1, 8) OBP: 0.373, SLG: 0.345	F8		1-3 1-2			E4 SF8 1B 1-2		FC4-6 1B 1B 1B	BB 2-H 1B 1B	5	2	2	1	0	0	2
Frank Taveras, R (1, 6) OBP: 0.336, SLG: 0.342	6-3			4-3		S 1-2 2-3 1B		B B B B FC4-6 1-2 1B	1B HR 1-2 BB	4	1	2	0	1	0	0
Claudell Washington, L (1, 9) OBP: 0.311, SLG: 0.384	4-3			4-3		SF8 2-3 3-H		FC4-6 BB 1B 1-2f 2-3	HR 1-2 2-H 1B	4	1	1	2	0	0	2
Steve Henderson, R (1, 7) OBP: 0.407, SLG: 0.443		S S S K		S S S K		S S S K 1-2		BB 1-2 3-H 1B	1-H 2-H HR	5	1	2	4	0	3	2
Mike Jorgensen, L (1, 3) OBP: 0.355, SLG: 0.426 Jeff Reardon, R (9, 1)	F6				5-3		F7	B B B B 1-2 2-3 BB		3 0	0 0	0 0	0 0	1 0	0 0	0 0
John Stearns, R (1, 2) OBP: 0.363, SLG: 0.415	6-3				4-3		S S S F9	K		4	0	0	0	0	1	3
Elliott Maddox, R (1, 5) OBP: 0.393, SLG: 0.310			B B B B FC5-6 BB		4-3		1B		6-3	3	0	1	0	1	0	0
Doug Flynn, R (1, 4) OBP: 0.272, SLG: 0.262			F8			1B E SF8 1B	F3		6-3 1B 1B	4	2	2	0	0	0	2
Pete Falcone, L (1, 1) OBP: 0.176, SLG: 0.125 Mark Bomback, R (2, 1) OBP: 0.313, SLG: 0.308 Ron Hodges, L (6, PH) OBP: 0.368, SLG: 0.300 Ed Glynn, R (7, 1) Jose Cardenal, R (8, PH) OBP: 0.242, SLG: 0.167 (9, 3)			FC5-6 WP 1-2f			F5		6-3	6-3 1-2	0 1 1 0 2	0 0 0 0 0	0 0 0 0 0	0 0 0 0 0	0 0 0 0 0	0 0 0 0 0	0 1 1 0 1
Inning Stats	R: 0 E: 0 K: 0 S: 3 H: 0 LOB: 0 BB: 0 P: 3	R: 0 E: 0 K: 1 S: 5 H: 0 LOB: 0 BB: 0 P: 5	R: 0 E: 0 K: 0 S: 3 H: 0 LOB: 1 BB: 1 P: 7	R: 0 E: 0 K: 1 S: 5 H: 0 LOB: 0 BB: 0 P: 5	R: 0 E: 0 K: 0 S: 3 H: 0 LOB: 0 BB: 0 P: 3	R: 1 E: 1 K: 1 S: 8 H: 2 LOB: 2 BB: 0 P: 8	R: 0 E: 0 K: 0 S: 4 H: 1 LOB: 1 BB: 0 P: 4	R: 1 E: 0 K: 1 S: 8 H: 3 LOB: 3 BB: 1 P: 12	R: 5 E: 0 K: 0 S: 6 H: 4 LOB: 0 BB: 1 P: 10	1B: 9 2B: 0 3B: 0 HR: 1	SF: 1 SAC: 0 DP: 0 HBP: 0						

	AB	36
	R	7
	H	10
	RBI	7
	BB	3
	SO	4
	LOB	14

WP: 1 PB: 0 SB: 1 CS: 0 PA: 40

PITCHER		IP	WLS	BF	H	R	ER	SO	BB	IBB	HBP	BLK	WP	HR	S	P	ERA	WHIP
John Montefusco, R ERA: 3.95	(1, 1)	7.2		32	6	2	1	3	2	0	0	0	1	0	36	44	1.17	1.043
Greg Minton, R ERA: 3.77	(8, 1)	1.0		7	3	4	4	1	1	0	0	0	0	0	8	12	36.00	4.000
Allen Ripley, R ERA: 1.42	(9, 1)	0.0	L	1	1	1	1	0	0	0	0	0	0	1	1	1	∞	∞

PITCHER	IP	WLS	BF	H	R	ER	SO	BB	IBB	HBP	BLK	WP	HR	S	P	ERA	WHIP

Batter	1	2	3	4	5	6	7	8	9	AB	R	H	RBI	BB	SO	LOB
Larry Herndon, R (1, 8) OBP: 0.270, SLG: 0.353	SSS 0-3 ① K		x 0-0 ② F7		BBB 4-0 FC6-4 BB		x 0-0 ② 6-3			3	0	0	0	1	1	2
Terry Whitfield, L (1, 7) OBP: 0.303, SLG: 0.341	x 0-0 ② F4-3		x 0-0 ③ G3		x 0-0 ② F8		x 0-0 ③ F4-3			4	0	0	0	0	0	4
Jack Clark, R (1, 9) OBP: 0.355, SLG: 0.515	x 0-0 ③ F4			x 0-0 HR 1B	x 0-0 ③ FC6-4 1-2f			x 0-0 ① 1-3		4	1	1	0	0	0	2
Darrell Evans, L (1, 5) OBP: 0.353, SLG: 0.391		BBB 4-0 F4-3 S 1B BB		x 0-0 1-H HR		x 0-0 ① F7		x 0-0 ② F4-3		3	2	1	2	1	0	0
Milt May, L (1, 2) OBP: 0.329, SLG: 0.389		x 0-0 ① F4-3 1-3		BBB 4-0 F6-4-3 BB		x 0-0 ② F4-3		x 0-0 1B		3	0	1	0	1	0	1
Rich Murray, R (1, 3) OBP: 0.281, SLG: 0.469		x 0-0 E 3-H 1B		x 0-0 ①② F6-4-3 1-2		x 0-0 ③ F8		x 0-0 ③ F7		4	0	1	1	0	0	2
Rennie Stennett, R (1, 4) OBP: 0.281, SLG: 0.366		x 0-0 ② 5-3 1-2		x 0-0 ③ F9			x 0-0 SH 2B		x 0-0 ① F4-3	4	0	1	0	0	0	1
Johnnie LeMaster, R (1, 6) OBP: 0.250, SLG: 0.342		x 0-0 ③ 5-3			BBB 4-0 SH2-3 BB		x 0-0 SH SH3-4 2-3		x 0-0 ② F8	2	0	0	0	1	0	1
Bob Knepper, L (1, 1) OBP: 0.206, SLG: 0.273			SSS 0-3 ① K		x 0-0 ① SH2-3 1-2		x 0-0 ① SH3-4 1-2		x 0-0 ③ F9	2	0	0	0	0	1	0
Inning Stats	R: 0 E: 0 K: 1 S: 5 H: 0 LOB: 0 BB: 0 P: 5	R: 1 E: 1 K: 0 S: 4 H: 1 LOB: 1 BB: 1 P: 8	R: 0 E: 0 K: 1 S: 5 H: 0 LOB: 0 BB: 0 P: 5	R: 2 E: 0 K: 0 S: 4 H: 2 LOB: 0 BB: 1 P: 8	R: 0 E: 0 K: 0 S: 3 H: 0 LOB: 2 BB: 2 P: 11	R: 0 E: 0 K: 0 S: 3 H: 0 LOB: 0 BB: 0 P: 3	R: 0 E: 1 K: 0 S: 5 H: 1 LOB: 2 BB: 0 P: 5	R: 0 E: 0 K: 0 S: 4 H: 1 LOB: 1 BB: 0 P: 4	R: 0 E: 0 K: 0 S: 3 H: 0 LOB: 0 BB: 0 P: 3	1B: 3 2B: 1 3B: 0 HR: 1	SF: 0 SAC: 3 DP: 1 HBP: 0						

TOP

San Francisco Giants @ New York Mets

Shea Stadium, Flushing, NY

Sun Jun 15 1980, 3:33 AM EDT

Att. 44,910 - Unknown

livebaseballscorecards.com

AB	29
R	3
H	5
RBI	3
BB	4
SO	2
LOB	13

WP: 0 PB: 0 SB: 1 CS: 0 PA: 36

PITCHER	IP	WLS	BF	H	R	ER	SO	BB	IBB	HBP	BLK	WP	HR	S	P	ERA	WHIP
Pat Zachry, R (1, 1) ERA: 3.5	5.0	L	21	3	3	3	2	4	0	0	0	0	1	21	37	5.40	1.400
Tom Hausman, R (6, 1) ERA: 4.1	2.0		8	1	0	0	0	0	0	0	0	0	0	8	8	0.00	0.500
Ed Glynn, L (8, 1) ERA: 2.74	2.0		7	1	0	0	0	0	0	0	0	0	0	7	7	0.00	0.500

PITCHER	IP	WLS	BF	H	R	ER	SO	BB	IBB	HBP	BLK	WP	HR	S	P	ERA	WHIP

Batter	1	2	3	4	5	6	7	8	9	AB	R	H	RBI	BB	SO	LOB
Lee Mazzilli, S (1, 8) OBP: 0.367, SLG: 0.338	6-3		K		K		K			4	0	0	0	0	3	4
Frank Taveras, R (1, 6) OBP: 0.331, SLG: 0.336	F8		F8		G5-4-3			K		4	0	0	0	0	1	2
Steve Henderson, R (1, 7) OBP: 0.399, SLG: 0.433	4-3		5-3			K		K		4	0	0	0	0	2	1
John Stearns, R (1, 3) OBP: 0.361, SLG: 0.411		S 1B		F2		5-3		6-3		4	0	1	0	0	0	0
Joel Youngblood, R (1, 9) OBP: 0.315, SLG: 0.360		F8 1-2		K		F4			F8	4	0	0	0	0	1	1
Alex Trevino, R (1, 2) OBP: 0.386, SLG: 0.365		BB	1B				F8		F9	3	0	1	0	1	0	0
Elliott Maddox, R (1, 5) OBP: 0.390, SLG: 0.308		F8	1-2 1B				L4		F5	4	0	1	0	0	0	2
Doug Flynn, R (1, 4) OBP: 0.273, SLG: 0.263		F7	F1-3				1B			3	0	1	0	0	0	4
Pat Zachry, R (1, 1) OBP: 0.143, SLG: 0.143			1B		G5-4-3 1B		1-2 1B			1	0	1	0	0	0	0
Dan Norman, R (5, PH) OBP: 0.209, SLG: 0.326										1	0	1	0	0	0	0
Tom Hausman, R (6, 1)										0	0	0	0	0	0	0
Jerry Morales, R (7, PH) OBP: 0.273, SLG: 0.286										1	0	1	0	0	0	0
Ed Glynn, R (8, 1)										0	0	0	0	0	0	0
Inning Stats	R: 0 E: 0 K: 0 S: 3 H: 0 LOB: 0 BB: 0 P: 3	R: 0 E: 0 K: 0 S: 4 H: 1 LOB: 2 BB: 1 P: 8	R: 0 E: 0 K: 1 S: 6 H: 1 LOB: 1 BB: 0 P: 6	R: 0 E: 0 K: 1 S: 7 H: 2 LOB: 2 BB: 0 P: 7	R: 0 E: 0 K: 1 S: 5 H: 1 LOB: 0 BB: 0 P: 5	R: 0 E: 0 K: 1 S: 5 H: 0 LOB: 0 BB: 0 P: 5	R: 0 E: 0 K: 1 S: 7 H: 2 LOB: 2 BB: 0 P: 7	R: 0 E: 0 K: 2 S: 7 H: 0 LOB: 0 BB: 0 P: 7	R: 0 E: 0 K: 0 S: 3 H: 0 LOB: 0 BB: 0 P: 3	1B: 7 2B: 0 3B: 0 HR: 0 SF: 0 SAC: 0 DP: 1 HBP: 0						

PITCHER	IP	WLS	BF	H	R	ER	SO	BB	IBB	HBP	BLK	WP	HR	S	P	ERA	WHIP
Bob Knepper, L (1, 1) ERA: 4.32	9.0	W	34	7	0	0	7	1	0	0	0	0	0	47	51	0.00	0.889

PITCHER	IP	WLS	BF	H	R	ER	SO	BB	IBB	HBP	BLK	WP	HR	S	P	ERA	WHIP

BOTTOM

San Francisco Giants @ New York Mets

Shea Stadium, Flushing, NY

Sun Jun 15 1980, 3:33 AM EDT

Att. 44,910 - Unknown

livebaseballscorecards.com

AB	33
R	0
H	7
RBI	0
BB	1
SO	7
LOB	14

WP: 0	PA: 34
PB: 0	
SB: 1	
CS: 0	

Batter	1	2	3	4	5	6	7	8	9	AB	R	H	RBI	BB	SO	LOB
Lee Mazzilli, S (1, 8) OBP: 0.361, SLG: 0.332	F9		F7			K		K		4	0	0	0	0	2	2
Frank Taveras, R (1, 6) OBP: 0.329, SLG: 0.335	6-3			4-3		G6-4-3 1B		F8		4	0	1	0	0	0	0
Steve Henderson, R (1, 7) OBP: 0.396, SLG: 0.429	5-3			1-3		G6-4-3		S 1B		4	0	1	0	0	0	2
John Stearns, R (1, 3) OBP: 0.359, SLG: 0.405		3-1		F8			HR BB	F8		3	1	0	0	1	0	1
Joel Youngblood, R (1, 9) OBP: 0.319, SLG: 0.379		4-3			F9		1-H HR		G4-6-3 1B	4	1	2	2	0	0	0
Alex Trevino, R (1, 2) OBP: 0.410, SLG: 0.370		CS 1B			BB		F4 1B BB		G4-6-3	2	0	1	0	2	0	1
Elliott Maddox, R (1, 5) OBP: 0.397, SLG: 0.321		CS	G4-3 1B BB		F8		1B		2B	3	0	2	0	1	0	1
Doug Flynn, R (1, 4) OBP: 0.273, SLG: 0.263			G4-3 1B		F7		F4		F4-3	4	0	1	0	0	0	4
Craig Swan, R (1, 1) OBP: 0.357, SLG: 0.250 Claudell Washington, L (7, PH) OBP: 0.308, SLG: 0.380 Jeff Reardon, R (7, 1)			G4-3			1B	K			2 1 0	0 0 0	1 0 0	0 0 0	0 1 0	0 1 0	2 1 0
Inning Stats	R: 0 E: 0 K: 0 S: 3 H: 0 LOB: 0 BB: 0 P: 3	R: 0 E: 0 K: 0 S: 3 H: 1 LOB: 0 BB: 0 P: 3	R: 0 E: 0 K: 0 S: 3 H: 1 LOB: 1 BB: 1 P: 7	R: 0 E: 0 K: 0 S: 3 H: 0 LOB: 0 BB: 0 P: 3	R: 0 E: 0 K: 0 S: 3 H: 0 LOB: 1 BB: 1 P: 7	R: 0 E: 0 K: 1 S: 6 H: 2 LOB: 1 BB: 0 P: 6	R: 2 E: 0 K: 1 S: 6 H: 2 LOB: 1 BB: 2 P: 14	R: 0 E: 0 K: 1 S: 6 H: 1 LOB: 1 BB: 0 P: 6	R: 0 E: 0 K: 0 S: 4 H: 2 LOB: 1 BB: 0 P: 4	1B: 7 2B: 1 3B: 0 HR: 1	SF: 0 SAC: 0 DP: 3 HBP: 0						

TOP

New York Mets @ San Diego Padres

San Diego Stadium, San Diego, CA

Mon Jun 16 1980, 10:05 PM EDT

Att. 8,395 - Unknown

livebaseballscorecards.com

AB	31
R	2
H	9
RBI	2
BB	4
SO	3
LOB	14

WP: 0 PB: 0 SB: 1 CS: 1 PA: 36

PITCHER		IP	WLS	BF	H	R	ER	SO	BB	IBB	HBP	BLK	WP	HR	S	P	ERA	WHIP
John Curtis, L ERA: 3.99	(1, 1)	6.0		23	5	2	2	1	3	0	0	0	0	1	22	34	3.00	1.333
Rollie Fingers, R ERA: 3.28	(7, 1)	2.0	W	8	2	0	0	2	1	0	0	0	0	0	11	15	0.00	1.500
Bob Shirley, L ERA: 2.53	(9, 1)	1.0	S	4	2	0	0	0	0	0	0	0	0	0	4	4	0.00	2.000

PITCHER	IP	WLS	BF	H	R	ER	SO	BB	IBB	HBP	BLK	WP	HR	S	P	ERA	WHIP

BOTTOM

New York Mets @ San Diego Padres

San Diego Stadium, San Diego, CA

Mon Jun 16 1980, 10:05 PM EDT

Att. 8,395 - Unknown

livebaseballscorecards.com

Batter	1	2	3	4	5	6	7	8	9	AB	R	H	RBI	BB	SO	LOB
Gene Richards, L (1, 7) OBP: 0.361, SLG: 0.372	0-0 1B S SF7 1B		BBBB 4-0 FC4-6 BB BB		0-0 CS 1B			0-0 ① SH3-4 1-2		2	1	2	0	1	0	0
Ozzie Smith, S (1, 6) OBP: 0.325, SLG: 0.288	0-0 CS 1-3 1B		BBBB 4-0 FC4-6 1-2 2-3 BB		0-0 ③ CS 1-2	0-0 1B 1B		0-0 WP 2-H 1B		3	0	3	1	1	0	0
Jerry Mumphrey, S (1, 8) OBP: 0.327, SLG: 0.322	0-0 ①② SF7 1-2 3-H		0-0 ② FC4-6 1-2f 2-3 3-H			SSS 0-3 ① K		0-0 ② L7 1-2		3	0	0	2	0	1	4
Jerry Turner, L (1, 9) OBP: 0.325, SLG: 0.432 Dave Winfield, R (7, 9) OBP: 0.386, SLG: 0.413	0-0 ③ F7		0-0 ③ F4-3			0-0 ② F9		SSS 0-3 ③ K		3 1	0 0	0 0	0 0	0 0	0 1	3 2
Willie Montanez, L (1, 3) OBP: 0.301, SLG: 0.330		0-0 ① F4-3		0-0 ① F6		0-0 ③ 1-3 1B				3	0	1	0	0	0	0
Bill Fahey, L (1, 2) OBP: 0.322, SLG: 0.304		0-0 ② F3		0-0 F4-6-3 1B			0-0 ① F7			3	0	1	0	0	0	0
Dave Cash, R (1, 4) OBP: 0.270, SLG: 0.248		0-0 ③ F9		0-0 ②③ F4-6-3 1-2			0-0 ② F9			3	0	0	0	0	0	1
Aurelio Rodriguez, R (1, 5) OBP: 0.223, SLG: 0.312			0-0 ① F4		0-0 ① F9		0-0 ③ 6-3			3	0	0	0	0	0	0
John Curtis, L (1, 1) OBP: 0.192, SLG: 0.167 Rollie Fingers, R (7, 1) OBP: 0.200, SLG: 0.400 Tim Flannery, L (8, PH) OBP: 0.450, SLG: 0.500 Paul Dade, R (8, PR) OBP: 0.306, SLG: 0.194 Bob Shirley, R (9, 1)			0-0 BB FC4-6 2B		SSS 0-3 ② K			0-0 SH3-4 1B 1B		2 0 1 0 0	1 0 0 1 0	1 0 1 0 0	0 0 0 0 0	0 0 0 0 0	1 0 0 0 0	0 0 0 0 0
Inning Stats	R: 1 E: 0 K: 0 S: 4 H: 2 LOB: 0 BB: 0 P: 4	R: 0 E: 0 K: 0 S: 3 H: 0 LOB: 0 BB: 0 P: 3	R: 1 E: 0 K: 0 S: 4 H: 1 LOB: 2 BB: 2 P: 12	R: 0 E: 0 K: 0 S: 3 H: 1 LOB: 0 BB: 0 P: 3	R: 0 E: 0 K: 1 S: 5 H: 1 LOB: 0 BB: 0 P: 5	R: 0 E: 0 K: 1 S: 6 H: 2 LOB: 2 BB: 0 P: 6	R: 0 E: 0 K: 0 S: 3 H: 0 LOB: 0 BB: 0 P: 3	R: 1 E: 0 K: 1 S: 7 H: 2 LOB: 2 BB: 0 P: 7		1B: 8 2B: 1 3B: 0 HR: 0	SF: 1 SAC: 1 DP: 1 HBP: 0					

	AB	27
	R	3
	H	9
	RBI	3
	BB	2
	SO	3
	LOB	10

WP: 1 PB: 0 SB: 1 CS: 2 PA: 32

PITCHER		IP	WLS	BF	H	R	ER	SO	BB	IBB	HBP	BLK	WP	HR	S	P	ERA	WHIP
Craig Swan, R ERA: 2.27	(1, 1)	6.0		23	7	2	2	2	2	0	0	0	0	0	25	33	3.00	1.500
Jeff Reardon, R ERA: 3.34	(7, 1)	2.0	L	8	2	1	1	1	0	0	0	0	1	0	10	10	4.50	1.000

PITCHER		IP	WLS	BF	H	R	ER	SO	BB	IBB	HBP	BLK	WP	HR	S	P	ERA	WHIP

New York Mets @ San Diego Padres

San Diego Stadium, San Diego, CA

Tue Jun 17 1980, 10:05 PM EDT

Att. 11,448 - Unknown

TOP

livebaseballscorecards.com

Batter	1	2	3	4	5	6	7	8	9	AB	R	H	RBI	BB	SO	LOB
Lee Mazzilli, S (1, 8) OBP: 0.355, SLG: 0.325	F3		F8		F8		K			4	0	0	0	0	1	0
Frank Taveras, R (1, 6) OBP: 0.328, SLG: 0.333	3-1 BLK 1B		4-3		6-3			L7		4	0	1	0	0	0	0
Steve Henderson, R (1, 7) OBP: 0.393, SLG: 0.425	3-1 1-3		4-3		1B			F4		4	0	1	0	0	0	1
John Stearns, R (1, 3) OBP: 0.353, SLG: 0.397	4-3			1-3	F7			K		4	0	0	0	0	1	2
Joel Youngblood, R (1, 9) OBP: 0.318, SLG: 0.376		5-3		E8 1B		K			4-3	4	1	1	0	0	1	0
Alex Trevino, R (1, 2) OBP: 0.400, SLG: 0.362		F9		5-3 1B 3-H		F9			4-3	4	0	1	1	0	0	0
Elliott Maddox, R (1, 5) OBP: 0.399, SLG: 0.331		2B		5-3 1-2		5-3			1B	4	0	2	0	0	0	1
Doug Flynn, R (1, 4) OBP: 0.277, SLG: 0.260		IBB		IBB			F8		F8	2	0	0	0	2	0	1
John Pacella, R (1, 1) OBP: 0.200, SLG: 0.200		6-3		F3			F4			2	0	0	0	0	0	4
Dan Norman, R (7, PH) OBP: 0.205, SLG: 0.318										1	0	0	0	0	0	0
Tom Hausman, R (7, 1)										0	0	0	0	0	0	0
Inning Stats	R: 0 E: 0 K: 0 S: 4 H: 1 LOB: 1 BB: 0 P: 4	R: 0 E: 0 K: 0 S: 4 H: 1 LOB: 2 BB: 1 P: 8	R: 0 E: 0 K: 0 S: 3 H: 0 LOB: 0 BB: 0 P: 3	R: 1 E: 1 K: 0 S: 5 H: 2 LOB: 2 BB: 1 P: 9	R: 0 E: 0 K: 0 S: 4 H: 1 LOB: 1 BB: 0 P: 4	R: 0 E: 0 K: 1 S: 5 H: 0 LOB: 0 BB: 0 P: 5	R: 0 E: 0 K: 1 S: 5 H: 0 LOB: 0 BB: 0 P: 5	R: 0 E: 0 K: 1 S: 5 H: 0 LOB: 0 BB: 0 P: 5	R: 0 E: 0 K: 0 S: 4 H: 1 LOB: 1 BB: 0 P: 4	1B: 5 2B: 1 3B: 0 HR: 0	SF: 0 SAC: 0 DP: 0 HBP: 0						

	AB	33
	R	1
	H	6
	RBI	1
	BB	2
	SO	3
	LOB	9

WP: 0 PB: 0 SB: 0 CS: 0 PA: 35

PITCHER		IP	WLS	BF	H	R	ER	SO	BB	IBB	HBP	BLK	WP	HR	S	P	ERA	WHIP
Gary Lucas, L ERA: 3.51	(1, 1)	7.0		28	5	1	0	2	0	2	0	1	0	0	30	38	0.00	0.714
Rollie Fingers, R ERA: 3.11	(8, 1)	2.0	W	7	1	0	0	1	0	0	0	0	0	0	9	9	0.00	0.500

PITCHER		IP	WLS	BF	H	R	ER	SO	BB	IBB	HBP	BLK	WP	HR	S	P	ERA	WHIP

New York Mets @ San Diego Padres

San Diego Stadium, San Diego, CA

Tue Jun 17 1980, 10:05 PM EDT

Att. 11,448 - Unknown

livebaseballscorecards.com

BOTTOM

Batter	1	2	3	4	5	6	7	8	9	AB	R	H	RBI	BB	SO	LOB
Gene Richards, L (1, 7) OBP: 0.362, SLG: 0.372	1-3		E SH1-3 2-3 1B		F5			K	1-2 2-3 3-H 1B	5	0	2	1	0	1	0
Ozzie Smith, S (1, 6) OBP: 0.325, SLG: 0.286	G3		SH1-3 1-2 3-H			F4-3		F8 BB		2	0	0	1	1	0	0
Jerry Mumphrey, S (1, 8) OBP: 0.326, SLG: 0.320	1B		E6 2-3			F4-3		F8 1-2		4	0	1	0	0	0	2
Jerry Turner, L (1, 9) OBP: 0.310, SLG: 0.410	F6		F4-3			F4-3		F8		4	0	0	0	0	0	4
Dave Winfield, R (9, 9) OBP: 0.386, SLG: 0.413										0	0	0	0	0	0	0
Willie Montanez, L (1, 3) OBP: 0.300, SLG: 0.329		L6-3 1B		3-1			3-1		F5	4	0	1	0	0	0	0
Bill Fahey, L (1, 2) OBP: 0.320, SLG: 0.302	F7			F8			3-1		E 1B	4	0	1	0	0	0	1
Paul Dade, R (9, PR) OBP: 0.306, SLG: 0.194										0	1	0	0	0	0	0
Dave Cash, R (1, 4) OBP: 0.270, SLG: 0.248	L6-3 1-2			6-3			1B		E5 1B IBB 1-3	4	0	1	0	0	0	2
Aurelio Rodriguez, R (1, 5) OBP: 0.235, SLG: 0.315			1B SH2-3 SH1-3 BB		F8		1-3 1B		1B 1-2 IBB	2	1	1	0	1	0	0
Tim Flannery, L (9, PH) OBP: 0.463, SLG: 0.500										0	0	0	0	1	0	0
Gary Lucas, L (1, 1) OBP: 0.250, SLG: 0.211			SH2-3 1-2		K		F8		K	1	0	0	0	0	1	0
Kurt Bevacqua, R (7, PH) OBP: 0.353, SLG: 0.500										1	0	0	0	0	0	2
Rollie Fingers, R (8, 1) OBP: 0.200, SLG: 0.400										0	0	0	0	0	0	0
Gene Tenace, R (9, PH) OBP: 0.355, SLG: 0.339										1	0	0	0	0	1	3
Inning Stats	R: 0 H: 1 E: 0 LOB: 1 K: 0 BB: 0 S: 4 P: 4	R: 0 H: 1 E: 0 LOB: 0 K: 0 BB: 0 S: 3 P: 3	R: 1 H: 1 E: 1 LOB: 2 K: 0 BB: 1 S: 5 P: 9	R: 0 H: 0 E: 0 LOB: 0 K: 0 BB: 0 S: 3 P: 3	R: 0 H: 0 E: 0 LOB: 0 K: 1 BB: 0 S: 5 P: 5	R: 0 H: 0 E: 0 LOB: 0 K: 0 BB: 0 S: 3 P: 3	R: 0 H: 2 E: 0 LOB: 2 K: 0 BB: 0 S: 5 P: 5	R: 0 H: 0 E: 0 LOB: 1 K: 1 BB: 1 S: 5 P: 9	R: 1 H: 2 E: 1 LOB: 3 K: 1 BB: 1 S: 7 P: 11	1B: 7 SF: 0 2B: 1 SAC: 2 3B: 0 DP: 1 HR: 0 HBP: 0						

	AB	32
	R	2
	H	7
	RBI	2
	BB	3
	SO	3
	LOB	14

WP: 0 PA: 37
PB: 0
SB: 0
CS: 0

PITCHER		IP	WLS	BF	H	R	ER	SO	BB	IBB	HBP	BLK	WP	HR	S	P	ERA	WHIP
John Pacella, R ERA: 4.41	(1, 1)	6.0		22	3	1	1	1	1	0	0	0	0	0	23	27	1.50	0.667
Tom Hausman, R ERA: 4.07	(7, 1)	2.2	L	15	4	1	1	2	1	1	0	0	0	0	17	25	3.38	1.875

PITCHER	IP	WLS	BF	H	R	ER	SO	BB	IBB	HBP	BLK	WP	HR	S	P	ERA	WHIP

Batter	1	2	3	4	5	6	7	8	9	AB	R	H	RBI	BB	SO	LOB
Lee Mazzilli, S (1, 8) OBP: 0.352, SLG: 0.322	3-1		K		F7			1B	L7	5	0	1	0	0	1	2
Frank Taveras, R (1, 6) OBP: 0.327, SLG: 0.332	G3			S 2B 1B		K		6-3		4	1	1	0	0	1	1
Claudell Washington, L (1, 9) OBP: 0.306, SLG: 0.369	5-3			F7 1-2		4-3			BB 1B 4-3 BB	3	1	0	0	1	0	1
John Stearns, R (1, 2) OBP: 0.360, SLG: 0.401		FC3-6 1B		2B BB		5-3			4-3 BB 1-2 2B 1B	3	1	2	0	1	0	0
Mike Jorgensen, L (1, 3) OBP: 0.361, SLG: 0.439 Jose Cardenal, R (9, PH) OBP: 0.265, SLG: 0.167		FC3-6 G6-4-3 1-2f		1-3 2-H 2B			G6-4-3 1B		4-3 1-2 2-3 2B BB	3 0	0 1	2 0	1 0	0 1	0 0	1 0
Steve Henderson, R (1, 7) OBP: 0.385, SLG: 0.415		G6-4-3 1-2f	K		K		K		4-3 1-2 2-3 3-H	4	0	0	1	0	2	6
Jose Moreno, S (1, 5) OBP: 0.333, SLG: 0.636			HR	K			G6-4-3 1-2f		FC5-4 2-H 3-H 2B	4	1	2	3	0	1	3
Doug Flynn, R (1, 4) OBP: 0.273, SLG: 0.256 Joel Youngblood, R (9, PH) OBP: 0.321, SLG: 0.376			F4-3		F5-3			F7	FC5-4 BB	3 0	0 0	0 0	0 0	0 1	0 0	0 0
Ray Burris, R (1, 1) OBP: 0.087, SLG: 0.087 Pete Falcone, L (3, 1) OBP: 0.167, SLG: 0.118 Ron Hodges, L (8, PH) OBP: 0.359, SLG: 0.290 Neil Allen, R (8, 1) Elliott Maddox, R (9, PH) OBP: 0.397, SLG: 0.329			6-3		K			F9	FC5-4 1-2f 2-3	1 1 1 0 1	0 0 0 0 0	0 0 0 0 0	0 0 0 0 0	0 1 0 0 0	0 0 0 0 0	0 0 0 0 2
Inning Stats	R: 0 E: 0 K: 0 S: 3 H: 0 LOB: 0 BB: 0 P: 3	R: 0 E: 0 K: 0 S: 3 H: 1 LOB: 0 BB: 0 P: 3	R: 1 E: 0 K: 1 S: 6 H: 1 LOB: 0 BB: 0 P: 6	R: 1 E: 0 K: 2 S: 9 H: 2 LOB: 2 BB: 1 P: 13	R: 0 E: 0 K: 1 S: 5 H: 0 LOB: 0 BB: 0 P: 5	R: 0 E: 0 K: 1 S: 5 H: 0 LOB: 0 BB: 0 P: 5	R: 0 E: 0 K: 1 S: 5 H: 1 LOB: 0 BB: 0 P: 5	R: 0 E: 0 K: 0 S: 4 H: 1 LOB: 1 BB: 0 P: 4	R: 3 E: 0 K: 0 S: 5 H: 2 LOB: 2 BB: 3 P: 17	1B: 5 2B: 2 3B: 0 HR: 1	SF: 0 SAC: 0 DP: 2 HBP: 0						

PITCHER	IP	WLS	BF	H	R	ER	SO	BB	IBB	HBP	BLK	WP	HR	S	P	ERA	WHIP
John Montefusco, R (1, 1) ERA: 4.12	8.0	W	32	7	5	5	6	3	0	0	0	0	1	41	53	5.62	1.250
Al Holland, L (9, 1) ERA: 0.72	0.1		2	1	0	0	0	0	0	0	0	0	0	2	2	0.00	3.000
Greg Minton, R (9, 1) ERA: 3.56	0.2	S	3	0	0	0	0	1	0	0	0	0	0	2	6	0.00	1.500

PITCHER	IP	WLS	BF	H	R	ER	SO	BB	IBB	HBP	BLK	WP	HR	S	P	ERA	WHIP

TOP

New York Mets @ San Francisco Giants

Candlestick Park, San Francisco, CA

Wed Jun 18 1980, 6:33 AM EDT

Att. 5,035 - Unknown

livebaseballscorecards.com

AB	33
R	5
H	8
RBI	5
BB	4
SO	6
LOB	16

WP: 0 PB: 0 SB: 1 CS: 0 PA: 37

BOTTOM

New York Mets @ San Francisco Giants

Candlestick Park, San Francisco, CA

Wed Jun 18 1980, 6:33 AM EDT

Att. 5,035 - Unknown

Batter	1	2	3	4	5	6	7	8	9	AB	R	H	RBI	BB	SO	LOB
Larry Herndon, R (1, 8) OBP: 0.274, SLG: 0.358	0-0 SH1-3 1B 1B	0-3 K		0-3 K		0-0 1B 1B	0-3 K			5	2	2	0	0	3	4
Terry Whitfield, L (1, 7) OBP: 0.296, SLG: 0.331	0-0 SH1-3 1-2	0-0 G3-6-3 1-2f		0-3 K		0-3 K		0-3 K		4	0	0	0	0	3	4
Jack Clark, R (1, 9) OBP: 0.364, SLG: 0.512	0-0 WP 2-H 1B		0-0 WP SF7 1B	0-0 E 1-2 S 1B		0-0 E 1B 1-3 1B		0-3 K		5	3	4	1	0	1	0
Darrell Evans, L (1, 5) OBP: 0.355, SLG: 0.388	0-0 F8 2-H		4-0 FC5 WP 2-3 BB	0-0 E6 S 1-3 2-H		0-0 E5 1-3 3-H 1B		0-0 G3		4	0	1	1	1	0	1
Milt May, L (1, 2) OBP: 0.330, SLG: 0.381	4-0 FC6-4 BB		0-0 F4 1-2	0-0 G3 1-2 3-H		0-0 F4-3				3	0	0	0	1	0	5
Rich Murray, R (1, 3) OBP: 0.295, SLG: 0.419	0-0 FC6-4 1-2f		4-0 IBB		0-0 5-3		0-0 6-3			3	0	0	0	1	0	1
Joe Strain, R (1, 4) OBP: 0.310, SLG: 0.309		0-0 3B 1B	0-0 SF7 3-H		0-0 6-3		0-0 E5 1B 1B			3	2	2	1	0	0	0
Johnnie LeMaster, R (1, 6) OBP: 0.248, SLG: 0.345		0-0 1-H 3B	0-0 FC5 2-3f		0-0 L6		0-0 2-H 1B			4	0	2	2	0	0	2
John Montefusco, R (1, 1) OBP: 0.125, SLG: 0.045 Al Holland, R (9, 1) Greg Minton, S (9, 1)	4-0 G3-6-3 BB			0-0 E6 1B E		0-0 F4-3	0-3 K			3 0 0	1 0 0	0 0 0	0 0 0	1 0 0	1 0 0	1 0 0
Inning Stats	R: 2 E: 0 K: 0 S: 5 H: 2 LOB: 1 BB: 1 P: 9	R: 1 E: 0 K: 1 S: 6 H: 2 LOB: 1 BB: 1 P: 10	R: 1 E: 0 K: 0 S: 4 H: 1 LOB: 2 BB: 2 P: 12	R: 2 E: 2 K: 2 S: 10 H: 1 LOB: 1 BB: 0 P: 10	R: 0 E: 0 K: 0 S: 3 H: 0 LOB: 0 BB: 0 P: 3	R: 1 E: 1 K: 1 S: 8 H: 3 LOB: 2 BB: 0 P: 8	R: 1 E: 1 K: 2 S: 9 H: 2 LOB: 1 BB: 0 P: 9	R: 0 E: 0 K: 2 S: 7 H: 0 LOB: 0 BB: 0 P: 7		1B: 10 2B: 0 3B: 1 HR: 0	SF: 1 SAC: 1 DP: 1 HBP: 0					

	AB	34
	R	8
	H	11
	RBI	5
	BB	4
	SO	8
	LOB	18

WP: 4 PB: 0 SB: 2 CS: 0 PA: 40

livebaseballscorecards.com

PITCHER		IP	WLS	BF	H	R	ER	SO	BB	IBB	HBP	BLK	WP	HR	S	P	ERA	WHIP
Ray Burris, R ERA: 3.29	(1, 1)	2.0	L	13	5	4	4	1	3	0	0	0	2	0	12	24	18.00	4.000
Pete Falcone, L ERA: 5.4	(3, 1)	5.0		24	6	4	1	5	0	1	0	0	1	0	33	37	1.80	1.200
Neil Allen, R ERA: 4.01	(8, 1)	1.0		3	0	0	0	2	0	0	0	0	0	0	7	7	0.00	0.000

PITCHER	IP	WLS	BF	H	R	ER	SO	BB	IBB	HBP	BLK	WP	HR	S	P	ERA	WHIP

New York Mets @ San Francisco Giants

Candlestick Park, San Francisco, CA

Thu Jun 19 1980, 6:33 AM EDT

Att. 5,179 - Unknown

livebaseballscorecards.com

Batter	1	2	3	4	5	6	7	8	9	10	AB	R	H	RBI	BB	SO	LOB
Frank Taveras, R (1, 6) OBP: 0.327, SLG: 0.332	4-3	G3		E 1B		S 1B		5-3		FC5-4	6	0	2	0	0	0	4
Elliott Maddox, R (1, 5) OBP: 0.392, SLG: 0.331	6-3		F9	E5 FC6-4		F3			1B SF9 2B		5	1	1	0	0	0	3
Steve Henderson, R (1, 7) OBP: 0.386, SLG: 0.415	6-3		S 1B	FC6-4		K			1B		5	0	2	0	0	1	4
John Stearns, R (1, 3) OBP: 0.356, SLG: 0.396		2B 1B	F8		F8	F4			K		5	1	1	0	0	1	5
Joel Youngblood, R (1, 9) OBP: 0.323, SLG: 0.381		HBP 2B	BB		F9		F8		SF9		3	0	1	2	1	0	0
Jerry Morales, R (1, 8) OBP: 0.270, SLG: 0.282		1-3	F7		BB 1B		L6		F9		5	0	1	0	0	0	4
Alex Trevino, R (1, 2) OBP: 0.386, SLG: 0.339		K		1-3	FC6-4 BB		L3			K	4	0	0	0	1	2	1
Doug Flynn, R (1, 4) OBP: 0.271, SLG: 0.251		HBP IBB		F4 1B SH1-3 E	FC6-4			F5		F6-3	4	1	0	0	1	0	2
Mark Bomback, R (1, 1) OBP: 0.353, SLG: 0.308 Ed Glynn, R (5, 1) Dan Norman, R (6, PH) OBP: 0.200, SLG: 0.311 Tom Hausman, R (6, 1) Jose Cardenal, R (8, PH) OBP: 0.257, SLG: 0.161 Neil Allen, R (8, 1) OBP: 0.100, SLG: 0.100		1-2 2-3 HBP		SH1-3		E5 1B		F8		FC5-4 1B	0 0 1 0 1 1	0 0 0 0 0 0	0 0 0 0 0 1	0 0 0 0 0 0	0 0 0 0 0 0	0 0 0 0 0 0	0 0 0 0 0 0
Inning Stats	R: 0 E: 0 K: 0 S: 3 H: 0 LOB: 0 BB: 0 P: 3	R: 1 E: 0 K: 1 S: 7 H: 2 LOB: 3 BB: 1 P: 12	R: 0 E: 0 K: 0 S: 4 H: 1 LOB: 2 BB: 1 P: 8	R: 1 E: 2 K: 0 S: 6 H: 1 LOB: 2 BB: 0 P: 6	R: 0 E: 0 K: 0 S: 4 H: 1 LOB: 2 BB: 1 P: 8	R: 0 E: 1 K: 1 S: 7 H: 1 LOB: 2 BB: 0 P: 7	R: 0 E: 0 K: 0 S: 3 H: 0 LOB: 0 BB: 0 P: 3	R: 0 E: 0 K: 0 S: 3 H: 0 LOB: 0 BB: 0 P: 3	R: 1 E: 0 K: 1 S: 7 H: 2 LOB: 1 BB: 0 P: 7	R: 0 E: 0 K: 1 S: 6 H: 1 LOB: 1 BB: 0 P: 6	1B: 7 2B: 2 3B: 0 HR: 0 SF: 1 SAC: 1 DP: 0 HBP: 1	WP: 0 PB: 0 SB: 2 CS: 0	PA: 46				

PITCHER		IP	WLS	BF	H	R	ER	SO	BB	IBB	HBP	BLK	WP	HR	S	P	ERA	WHIP
Bob Knepper, L ERA: 4.17	(1, 1)	8.0		39	8	3	2	2	2	1	1	0	0	0	39	52	2.25	1.250
Al Holland, L ERA: 0.69	(9, 1)	1.0		3	0	0	0	1	0	0	0	0	0	0	5	5	0.00	0.000
Gary Lavelle, L ERA: 2.79	(10, 1)	1.0	W	4	1	0	0	1	0	0	0	0	0	0	6	6	0.00	1.000

PITCHER	IP	WLS	BF	H	R	ER	SO	BB	IBB	HBP	BLK	WP	HR	S	P	ERA	WHIP

TOP

AB	40
R	3
H	9
RBI	2
BB	3
SO	4
LOB	23

Batter	1	2	3	4	5	6	7	8	9	10	AB	R	H	RBI	BB	SO	LOB
Larry Herndon, R (1, 8) OBP: 0.267, SLG: 0.347	6-3		F9		5-3		K			F4-3	5	0	0	0	0	1	0
Joe Strain, R (1, 4) OBP: 0.337, SLG: 0.329	6-3 1B		F4-3		1B SF8 1B		BB			3B 1B	4	2	3	0	1	0	0
Jack Clark, R (1, 9) OBP: 0.369, SLG: 0.537	6-3 1-2			HR	1-3 1B		F9			1-H 3B	5	1	3	2	0	0	2
Darrell Evans, L (1, 5) OBP: 0.353, SLG: 0.387	F4			3-1 F4-3 1B 1B	SF8 3-H			F7			3	1	1	1	0	0	1
Milt May, L (1, 2) OBP: 0.322, SLG: 0.372		1-3		F4-3 1-2	F4-3			F4-3			4	0	0	0	0	0	2
Jim Wohlford, R (1, 7) OBP: 0.266, SLG: 0.341		F4-3		3-1 2-3		5-3		6-3			4	0	0	0	0	0	1
Rich Murray, R (1, 3) OBP: 0.313, SLG: 0.426		FC4 1B		E 3-H 1B		6-3			F9		4	0	2	1	0	0	0
Johnnie LeMaster, R (1, 6) OBP: 0.248, SLG: 0.343		FC4 1-2f		E8 1-3 1B		F8			F6		4	0	1	0	0	0	1
Bob Knepper, L (1, 1) OBP: 0.189, SLG: 0.250			F7	F4-3			F8		K		3	0	0	0	0	0	2
Al Holland, R (9, 1)											0	0	0	0	0	0	0
Terry Whitfield, L (9, PH) OBP: 0.294, SLG: 0.329											1	0	0	0	0	1	0
Gary Lavelle, S (10, 1)											0	0	0	0	0	0	0
Inning Stats	R: 0 E: 0 K: 0 S: 4 H: 1 LOB: 1 BB: 0 P: 4	R: 0 E: 0 K: 0 S: 4 H: 1 LOB: 1 BB: 0 P: 4	R: 0 E: 0 K: 0 S: 3 H: 0 LOB: 0 BB: 0 P: 3	R: 2 E: 1 K: 0 S: 7 H: 4 LOB: 2 BB: 0 P: 7	R: 1 E: 0 K: 0 S: 5 H: 2 LOB: 1 BB: 0 P: 5	R: 0 E: 0 K: 0 S: 3 H: 0 LOB: 0 BB: 0 P: 3	R: 0 E: 0 K: 1 S: 5 H: 0 LOB: 1 BB: 1 P: 9	R: 0 E: 0 K: 0 S: 3 H: 0 LOB: 0 BB: 0 P: 3	R: 0 E: 0 K: 1 S: 5 H: 0 LOB: 0 BB: 0 P: 5	R: 1 E: 0 K: 0 S: 3 H: 2 LOB: 1 BB: 0 P: 3	1B: 8 2B: 0 3B: 1 HR: 1	SF: 1 SAC: 0 DP: 0 HBP: 0					WP: 0 PB: 0 SB: 0 CS: 0	PA: 39

PITCHER		IP	WLS	BF	H	R	ER	SO	BB	IBB	HBP	BLK	WP	HR	S	P	ERA	WHIP
Mark Bomback, R ERA: 4.29	(1, 1)	4.2		22	8	3	3	0	0	0	0	0	0	1	22	22	5.79	1.714
Ed Glynn, L ERA: 2.7	(5, 1)	0.1		1	0	0	0	0	0	0	0	0	0	0	1	1	0.00	0.000
Tom Hausman, R ERA: 3.92	(6, 1)	2.0		7	0	0	0	1	1	0	0	0	0	0	8	12	0.00	0.500
Neil Allen, R ERA: 4.0	(8, 1)	2.1	L	9	2	1	1	1	0	0	0	0	0	0	11	11	3.86	0.857

PITCHER	IP	WLS	BF	H	R	ER	SO	BB	IBB	HBP	BLK	WP	HR	S	P	ERA	WHIP

BOTTOM

New York Mets @ San Francisco Giants

Candlestick Park, San Francisco, CA

Thu Jun 19 1980, 6:33 AM EDT

Att. 5,179 - Unknown

livebaseballscorecards.com

AB	37
R	4
H	10
RBI	4
BB	1
SO	2
LOB	9

New York Mets @ Los Angeles Dodgers

Dodger Stadium, Los Angeles, CA

Fri Jun 20 1980, 7:05 PM PDT

Att. 48,608 - Unknown

livebaseballscorecards.com

TOP

Batter	1	2	3	4	5	6	7	8	9	AB	R	H	RBI	BB	SO	LOB
Lee Mazzilli, S (1, 8) OBP: 0.357, SLG: 0.326	0-0 S E 1B	0-0 S 1B		0-0 ③ F7			4-0 G3 SH1-4 BB		0-3 ① K	4	1	2	0	1	1	1
Frank Taveras, R (1, 6) OBP: 0.322, SLG: 0.327	0-0 E5 1-H 1B	0-0 ② F2 1-2			0-0 ① 4-3		0-0 ① SH1-4 1-2		0-0 ② 6-3 1-2	4	1	0	0	0	0	2
Claudell Washington, L (1, 7) OBP: 0.302, SLG: 0.355	4-0 FC6-4 1B 1B BB	0-3 ③ K			0-0 ② P6		0-0 ② G3 2-3		0-0 ③ G3	4	1	0	0	1	1	3
John Stearns, R (1, 2) OBP: 0.359, SLG: 0.398	0-0 FC6-4 1-2 3-H 1B		0-0 ① P4		0-0 E S 1B		0-0 ③ F9			4	0	2	1	0	0	1
Mike Jorgensen, L (1, 3) OBP: 0.358, SLG: 0.430	0-3 ① K		4-0 2B BB		0-3 ③ K 1-3			0-0 ① 6-3		3	0	0	0	1	2	3
Joel Youngblood, R (1, 9) OBP: 0.321, SLG: 0.383	0-0 ② FC6-4 1B 1-2f 2-3		0-0 ② 1-H 2B			0-0 ① 5-3		0-3 ② K		4	0	1	0	0	1	2
Elliott Maddox, R (1, 5) OBP: 0.394, SLG: 0.331	0-0 1-2 3-H 1B		0-0 ③ F9			0-0 ② 5-3		4-0 BB		3	0	1	1	1	0	1
Doug Flynn, R (1, 4) OBP: 0.271, SLG: 0.251	0-0 ③ F3			0-0 ① F4		0-0 1B		0-0 ③ F4-3		4	0	1	0	0	0	3
Pat Zachry, R (1, 1) OBP: 0.182, SLG: 0.100 Jeff Reardon, R (9, 1)		0-0 ① F9		0-0 ② F8		0-0 ③ F9			4-0 6-3 BB	3 0	0 0	0 0	0 0	1 0	0 0	1 0
Inning Stats	R: 3 E: 1 K: 1 S: 9 H: 3 LOB: 2 BB: 1 P: 13	R: 0 E: 0 K: 1 S: 6 H: 1 LOB: 1 BB: 0 P: 6	R: 0 E: 0 K: 0 S: 3 H: 1 LOB: 1 BB: 1 P: 7	R: 0 E: 0 K: 0 S: 3 H: 0 LOB: 0 BB: 0 P: 3	R: 0 E: 0 K: 1 S: 6 H: 1 LOB: 1 BB: 0 P: 6	R: 0 E: 0 K: 0 S: 4 H: 1 LOB: 1 BB: 0 P: 4	R: 0 E: 0 K: 0 S: 3 H: 0 LOB: 1 BB: 1 P: 7	R: 0 E: 0 K: 1 S: 5 H: 0 LOB: 1 BB: 1 P: 9	R: 0 E: 0 K: 1 S: 5 H: 0 LOB: 1 BB: 1 P: 9	1B: 6 2B: 1 3B: 0 HR: 0	SF: 0 SAC: 1 DP: 0 HBP: 0						

	AB	33
	R	3
	H	7
	RBI	2
	BB	5
	SO	5
	LOB	17

PITCHER		IP	WLS	BF	H	R	ER	SO	BB	IBB	HBP	BLK	WP	HR	S	P	ERA	WHIP
Bob Welch, R ERA: 2.13	(1, 1)	8.0		35	7	3	1	4	4	0	0	0	0	0	39	55	1.12	1.375
Steve Howe, L ERA: 2.1	(9, 1)	1.0	W	4	0	0	0	1	1	0	0	0	0	0	5	9	0.00	1.000

PITCHER		IP	WLS	BF	H	R	ER	SO	BB	IBB	HBP	BLK	WP	HR	S	P	ERA	WHIP

New York Mets @ Los Angeles Dodgers

Dodger Stadium, Los Angeles, CA

Fri Jun 20 1980, 7:05 PM PDT

Att. 48,608 - Unknown

livebaseballscorecards.com

BOTTOM

Batter	1	2	3	4	5	6	7	8	9	AB	R	H	RBI	BB	SO	LOB
Rudy Law, L (1, 8) OBP: 0.299, SLG: 0.302	S 2B 1B	P5		P3		FC3-6 FC6-4 1-2f			P6	4	1	1	0	0	0	4
Steve Yeager, R (7, 2) OBP: 0.282, SLG: 0.187										0	0	0	0	0	0	0
Reggie Smith, S (9, PH) OBP: 0.399, SLG: 0.546										1	0	0	0	0	0	0
Davey Lopes, R (1, 4) OBP: 0.321, SLG: 0.307	F2 1-2	F8		F4-3		FC6-4 1-2f			F9	5	0	0	0	0	0	5
Jay Johnstone, L (1, 9) OBP: 0.400, SLG: 0.400	1B 2B 2-H	F8			6-3 1B		F7		1B 2B 1B	5	2	3	1	0	0	2
Steve Garvey, R (1, 3) OBP: 0.319, SLG: 0.477	5-3		F4		6-3 1-2		F4		2B 1B 1-2	5	1	1	0	0	0	2
Dusty Baker Jr., R (1, 7) OBP: 0.319, SLG: 0.558	1B 1B 2-H		F9		6-3		BB		2B 1-H 2-H	4	0	2	3	1	0	1
Ron Cey, R (1, 5) OBP: 0.352, SLG: 0.436	1B 1-2		BB		BB		F7			2	0	1	0	2	0	1
Bill Russell, R (1, 6) OBP: 0.310, SLG: 0.384	S S S K		F9		F7			6-3		4	0	0	0	0	1	5
Mike Scioscia, L (1, 2) OBP: 0.349, SLG: 0.404		1B 1B		SH3-4 1B		FC2-6 1B		F9		3	0	3	0	0	0	0
Derrel Thomas, S (6, PR) (7, 8)										0	0	0	0	0	0	0
Gary Thomasson, L (8, PH) OBP: 0.357, SLG: 0.271										1	0	0	0	0	0	0
Steve Howe, L (9, 1) OBP: 0.200, SLG: 0.200										0	0	0	0	0	0	0
Bob Welch, R (1, 1) OBP: 0.172, SLG: 0.172		1B 1-2		SH3-4 1-2		FC2-6 FC3-6 1-2f		F9		2	0	1	0	0	0	1
Rick Monday, L (8, PH) OBP: 0.313, SLG: 0.357										1	0	0	0	0	0	0
(9, 8)																

	AB	37
	R	4
	H	12
	RBI	4
	BB	3
	SO	1
	LOB	21

Inning Stats																																		
	R: 2	H: 4	R: 0	H: 2	R: 0	H: 0	R: 0	H: 1	R: 0	H: 1	R: 0	H: 1	R: 0	H: 0	R: 0	H: 0	R: 2	H: 3	1B: 10	SF: 0	WP: 0	PA: 41												
	E: 0	LOB: 2	E: 0	LOB: 2	E: 0	LOB: 1	E: 0	LOB: 1	E: 0	LOB: 2	E: 0	LOB: 1	E: 0	LOB: 1	E: 0	LOB: 0	E: 0	LOB: 1	2B: 2	SAC: 1	PB: 0													
	K: 1	BB: 0	K: 0	BB: 0	K: 0	BB: 1	K: 0	BB: 0	K: 0	BB: 1	K: 0	BB: 1	K: 0	BB: 0	K: 0	BB: 0	K: 0	BB: 0	3B: 0	DP: 0	SB: 1													
	S: 9	P: 9	S: 5	P: 5	S: 3	P: 7	S: 4	P: 4	S: 4	P: 8	S: 4	P: 4	S: 3	P: 7	S: 3	P: 3	S: 5	P: 5	HR: 0	HBP: 0	CS: 0													

PITCHER		IP	WLS	BF	H	R	ER	SO	BB	IBB	HBP	BLK	WP	HR	S	P	ERA	WHIP
Pat Zachry, R	(1, 1)	8.2	L	40	11	4	4	1	3	0	0	0	0	0	39	51	4.15	1.615
ERA: 3.63																		
Jeff Reardon, R	(9, 1)	0.0		1	1	0	0	0	0	0	0	0	0	0	1	1	∞	∞
ERA: 3.34																		

PITCHER	IP	WLS	BF	H	R	ER	SO	BB	IBB	HBP	BLK	WP	HR	S	P	ERA	WHIP

Batter	1	2	3	4	5	6	7	8	9	AB	R	H	RBI	BB	SO	LOB
Frank Taveras, R (1, 6) OBP: 0.317, SLG: 0.322	K		F9			F9		G4-6-3 1-2f 2-3		4	0	0	0	0	1	2
Elliott Maddox, R (1, 5) OBP: 0.387, SLG: 0.324	5-3		6-3			5-3		P4		4	0	0	0	0	0	1
Steve Henderson, R (1, 7) OBP: 0.383, SLG: 0.411	K			4-3		1B			L6	4	0	1	0	0	1	0
John Stearns, R (1, 3) OBP: 0.357, SLG: 0.395 (7, 2)		5-3		6-3		F2			G4-3 1B	4	0	1	0	0	0	1
Joel Youngblood, R (1, 9) OBP: 0.316, SLG: 0.376		K		6-3			P6		G4-3 1-2f	4	0	0	0	0	1	1
Jerry Morales, R (1, 8) OBP: 0.280, SLG: 0.292		1B 1B			FC5-4 1B		6-3			3	0	2	0	0	0	0
Alex Trevino, R (1, 2) OBP: 0.384, SLG: 0.338		1-3 1B			FC5-4 F5-3 1-2f		K			3	0	1	0	0	1	1
Jeff Reardon, R (7, 1)										0	0	0	0	0	0	0
Doug Flynn, R (1, 4) OBP: 0.272, SLG: 0.252		F4-3			F5-3 1-2			G4-6-3 BB 1B		3	0	1	0	0	0	3
Craig Swan, R (1, 1) OBP: 0.345, SLG: 0.240			6-3		4-3					1	0	0	0	0	0	0
Dan Norman, R (5, PH) OBP: 0.196, SLG: 0.304										1	0	0	0	0	0	1
Tom Hausman, R (5, 1)										0	0	0	0	0	0	0
Jose Cardenal, R (7, 3) OBP: 0.278, SLG: 0.161								G4-6-3 1-2 BB		0	0	0	0	1	0	0
Inning Stats	R: 0 E: 0 K: 2 S: 7 H: 0 LOB: 0 BB: 0 P: 7	R: 0 E: 0 K: 1 S: 7 H: 2 LOB: 2 BB: 0 P: 7	R: 0 E: 0 K: 0 S: 3 H: 0 LOB: 0 BB: 0 P: 3	R: 0 E: 0 K: 0 S: 3 H: 0 LOB: 0 BB: 0 P: 3	R: 0 E: 0 K: 0 S: 4 H: 1 LOB: 1 BB: 0 P: 4	R: 0 E: 0 K: 0 S: 4 H: 1 LOB: 1 BB: 0 P: 4	R: 0 E: 0 K: 1 S: 5 H: 0 LOB: 0 BB: 0 P: 5	R: 0 E: 0 K: 0 S: 3 H: 1 LOB: 1 BB: 1 P: 7	R: 0 E: 0 K: 0 S: 3 H: 1 LOB: 0 BB: 0 P: 3	1B: 6 2B: 0 3B: 0 HR: 0 SF: 0 SAC: 0 DP: 2 HBP: 0						

PITCHER	IP	WLS	BF	H	R	ER	SO	BB	IBB	HBP	BLK	WP	HR	S	P	ERA	WHIP
Jerry Reuss, L (1, 1) ERA: 2.08	9.0	W	32	6	0	0	4	1	0	0	0	0	0	39	43	0.00	0.778

PITCHER	IP	WLS	BF	H	R	ER	SO	BB	IBB	HBP	BLK	WP	HR	S	P	ERA	WHIP

TOP

New York Mets @ Los Angeles Dodgers

Dodger Stadium, Los Angeles, CA

Sat Jun 21 1980, 7:05 PM PDT

Att. 41,605 - Unknown

livebaseballscorecards.com

AB	31
R	0
H	6
RBI	0
BB	1
SO	4
LOB	10

PA: 32

WP: 0
PB: 0
SB: 0
CS: 0

Batter	1	2	3	4	5	6	7	8	9	AB	R	H	RBI	BB	SO	LOB
Rudy Law, L (1, 8) OBP: 0.306, SLG: 0.310	E1 1B FC3-2 1B	CS 1B		1-2 1B		FC4-2 2-3 3-H		F8		5	0	3	0	0	0	3
Davey Lopes, R (1, 4) OBP: 0.320, SLG: 0.306	FC3-2 S HR 2-3 1B	F 1-2	K	F9		K				5	1	1	0	0	2	5
Jay Johnstone, L (1, 9) OBP: 0.389, SLG: 0.408	FC3-2 S HR 1-3 3-H		1B 2B		K		F9			4	2	1	0	0	1	2
Steve Garvey, R (1, 3) OBP: 0.318, SLG: 0.485	HR 1-H 3-H		L7		K		K			4	1	1	3	0	2	1
Dusty Baker Jr., R (1, 7) OBP: 0.326, SLG: 0.575	P6		FC5-4 2-H 1B		FC5-4 1B		HR			4	1	3	2	0	0	0
Ron Cey, R (1, 5) OBP: 0.350, SLG: 0.433	1B		FC5-4 1-2f		FC5-4 1-2f		5-3			4	0	1	0	0	0	2
Bill Russell, R (1, 6) OBP: 0.313, SLG: 0.391	F7			6-3		1B FC4-2 1B		2B		4	0	2	0	0	0	1
Mike Scioscia, L (1, 2) OBP: 0.358, SLG: 0.400		5-3		FC3-6 BB		FC4-2 SH2-4 1-3 1B		F3		3	0	1	0	1	0	1
Jerry Reuss, L (1, 1) OBP: 0.154, SLG: 0.125		K		FC3-6 1-2f 1B		SH2-4 1-2		F8		3	0	0	0	0	1	2
Inning Stats	R: 3 H: 4 E: 1 LOB: 1 K: 0 BB: 0 S: 7 P: 7	R: 0 H: 1 E: 0 LOB: 0 K: 1 BB: 0 S: 5 P: 5	R: 1 H: 2 E: 0 LOB: 1 K: 1 BB: 0 S: 7 P: 7	R: 0 H: 1 E: 0 LOB: 2 K: 0 BB: 1 S: 4 P: 8	R: 0 H: 1 E: 0 LOB: 1 K: 2 BB: 0 S: 8 P: 8	R: 0 H: 2 E: 0 LOB: 2 K: 1 BB: 0 S: 7 P: 7	R: 1 H: 1 E: 0 LOB: 0 K: 1 BB: 0 S: 6 P: 6	R: 0 H: 1 E: 0 LOB: 1 K: 0 BB: 0 S: 4 P: 4		1B: 9 SF: 0 2B: 2 SAC: 1 3B: 0 DP: 0 HR: 2 HBP: 0						

PITCHER		IP	WLS	BF	H	R	ER	SO	BB	IBB	HBP	BLK	WP	HR	S	P	ERA	WHIP
Craig Swan, R ERA: 2.55	(1, 1)	4.0	L	21	8	4	4	2	1	0	0	0	0	1	23	27	9.00	2.250
Tom Hausman, R ERA: 3.79	(5, 1)	2.0		9	3	0	0	3	0	0	0	0	0	0	15	15	0.00	1.500
Jeff Reardon, R ERA: 3.41	(7, 1)	2.0		8	2	1	1	1	0	0	0	0	0	1	10	10	4.50	1.000

PITCHER	IP	WLS	BF	H	R	ER	SO	BB	IBB	HBP	BLK	WP	HR	S	P	ERA	WHIP

BOTTOM

New York Mets @ Los Angeles Dodgers

Dodger Stadium, Los Angeles, CA

Sat Jun 21 1980, 7:05 PM PDT

Att. 41,605 - Unknown

livebaseballscorecards.com

AB	36
R	5
H	13
RBI	5
BB	1
SO	6
LOB	17

New York Mets @ Los Angeles Dodgers

Dodger Stadium, Los Angeles, CA

Sun Jun 22 1980, 3:33 AM PDT

Att. 43,298 - Unknown

livebaseballscorecards.com

TOP

Batter	1	2	3	4	5	6	7	8	9	AB	R	H	RBI	BB	SO	LOB
Joel Youngblood, R (1, 8) OBP: 0.309, SLG: 0.366	6-3		F2		F9	K			F9	5	0	0	0	0	1	0
Elliott Maddox, R (1, 5) OBP: 0.389, SLG: 0.333	HR 2B		F8		HR 1B		K		6-3	4	2	2	0	0	1	0
Frank Taveras, R (8, 6) OBP: 0.316, SLG: 0.320										1	0	0	0	0	0	0
Claudell Washington, L (1, 9) OBP: 0.322, SLG: 0.455	2-H HR		K		1-H HR		HR		S 1B	5	3	4	5	0	1	0
Steve Henderson, R (1, 7) OBP: 0.384, SLG: 0.421	5-3			BLK 3B 1B	FC6-4 3B		6-3		P4 1-2	5	2	2	0	0	0	1
Mike Jorgensen, L (1, 3) OBP: 0.362, SLG: 0.428	5-3			F7 1-2	FC6-4 IBB		1B			3	0	1	0	1	0	1
John Stearns, R (1, 2) OBP: 0.355, SLG: 0.390		P6		3B BB	FC6-4 1-2f 3-H		K			3	1	0	1	1	1	2
Jose Moreno, S (1, 4) OBP: 0.313, SLG: 0.667		F8		SF8 1-H 2-H 3B	F9			G3		4	1	1	2	0	0	1
Alex Trevino, R (8, 5) OBP: 0.384, SLG: 0.338										0	0	0	0	0	0	0
Doug Flynn, R (1, 6) OBP: 0.272, SLG: 0.253 (8, 4)		1B		SF8 3-H		F3		F4		3	0	1	1	0	0	0
John Pacella, R (1, 1) OBP: 0.167, SLG: 0.167		K		K		6-3		F7		1	0	0	0	0	1	1
Mark Bomback, R (2, 1) OBP: 0.333, SLG: 0.286										1	0	0	0	0	1	0
Ed Glynn, R (4, 1)										1	0	0	0	0	0	0
Neil Allen, R (7, 1) OBP: 0.091, SLG: 0.091										1	0	0	0	0	0	0
Inning Stats	R: 2 E: 0 K: 0 S: 5 H: 2 LOB: 0 BB: 0 P: 5	R: 0 E: 0 K: 1 S: 6 H: 1 LOB: 1 BB: 0 P: 6	R: 0 E: 0 K: 1 S: 5 H: 0 LOB: 0 BB: 0 P: 5	R: 3 E: 0 K: 1 S: 7 H: 2 LOB: 0 BB: 1 P: 11	R: 3 E: 0 K: 0 S: 6 H: 3 LOB: 1 BB: 1 P: 10	R: 0 E: 0 K: 1 S: 5 H: 0 LOB: 0 BB: 0 P: 5	R: 1 E: 0 K: 2 S: 9 H: 2 LOB: 1 BB: 0 P: 9	R: 0 E: 0 K: 0 S: 3 H: 0 LOB: 0 BB: 0 P: 3	R: 0 E: 0 K: 0 S: 4 H: 1 LOB: 1 BB: 0 P: 4	1B: 5 2B: 1 3B: 2 HR: 3	SF: 1 SAC: 0 DP: 0 HBP: 0						

	AB	37
	R	9
	H	11
	RBI	9
	BB	2
	SO	6
	LOB	6

WP: 0 PB: 0 SB: 1 CS: 0 PA: 40

PITCHER		IP	WLS	BF	H	R	ER	SO	BB	IBB	HBP	BLK	WP	HR	S	P	ERA	WHIP
Dave Goltz, R ERA: 5.68	(1, 1)	4.1	L	23	8	8	8	3	1	1	0	1	0	2	27	35	16.61	2.077
Joe Beckwith, R ERA: 2.03	(5, 1)	1.2		5	0	0	0	1	0	0	0	0	0	0	7	7	0.00	0.000
Charlie Hough, R ERA: 5.46	(7, 1)	2.0		8	2	1	1	2	0	0	0	0	0	1	12	12	4.50	1.000
Bobby Castillo, R ERA: 3.25	(9, 1)	1.0		4	1	0	0	0	0	0	0	0	0	0	4	4	0.00	1.000

PITCHER		IP	WLS	BF	H	R	ER	SO	BB	IBB	HBP	BLK	WP	HR	S	P	ERA	WHIP

Batter	1	2	3	4	5	6	7	8	9	AB	R	H	RBI	BB	SO	LOB
Rudy Law, L (1, 8) OBP: 0.313, SLG: 0.317	F8	1B 1-2 3-H		E4 2-H			2B 1B	FC6-4		5	1	3	1	0	0	0
Davey Lopes, R (1, 4) OBP: 0.325, SLG: 0.321	2B	1B 1-2 2-H		F9			1B 1B 1-3	FC6-4 1-2f		5	1	3	0	0	0	2
Jay Johnstone, L (1, 9) OBP: 0.386, SLG: 0.392 Pedro Guerrero, R (7, PH) OBP: 0.500, SLG: 0.750 (8, 9) Bob Welch, R (9, PR) OBP: 0.172, SLG: 0.172	F7		FC6-4 BB	4-3			1B SF8 2-3 3-H		2B	2 2 0	0 1 0	0 2 0	0 1 0	1 0 0	0 0 0	2 0 0
Steve Garvey, R (1, 3) OBP: 0.316, SLG: 0.479	K	FC6-4 CS 1-2f		K			FC5-4 1-3 3-H		F8	5	0	1	1	0	2	3
Dusty Baker Jr., R (1, 7) OBP: 0.328, SLG: 0.572		BB BB FC6-4	BB 1-2	P3			SF8 3-H		F9	3	1	1	1	1	0	1
Ron Cey, R (1, 5) OBP: 0.351, SLG: 0.427		FC6-4 BB 1-2	BB 1-2	P2			FC5-4 1-2f		6-3	3	1	0	0	2	0	2
Derrel Thomas, S (1, 6) OBP: 0.313, SLG: 0.333	K	L4		P3			K			4	0	0	0	0	2	5
Steve Yeager, R (1, 2) OBP: 0.295, SLG: 0.208 Rick Monday, L (8, PH) OBP: 0.303, SLG: 0.345 Mike Scioscia, L (9, 2) OBP: 0.358, SLG: 0.400		FC6-4 1-2 2-3		E 2B		K		F4-3		2 1 0	1 0 0	1 0 0	0 0 0	1 0 0	1 0 0	0 0 0
Dave Goltz, R (1, 1) OBP: 0.269, SLG: 0.136 Joe Beckwith, L (5, 1) Joe Ferguson, R (6, PH) OBP: 0.338, SLG: 0.273 Charlie Hough, R (7, 1) OBP: 0.500, SLG: 0.500 Gary Thomasson, L (8, PH) OBP: 0.352, SLG: 0.267 Bobby Castillo, R (9, 1) OBP: 0.250, SLG: 0.250		FC6-4 1-2f 2-3 3-H		P1		K		3-1		2 0 1 0 1 0	0 0 0 0 0 0	0 0 0 0 0 0	1 0 0 0 0 0	0 0 1 0 0 0	0 0 0 0 0 0	3 0 0 0 0 0
Inning Stats	R: 0 E: 0 K: 1 S: 6 H: 1 LOB: 1 BB: 0 P: 6	R: 2 E: 0 K: 1 S: 7 H: 3 LOB: 2 BB: 2 P: 15	R: 0 E: 0 K: 0 S: 2 H: 0 LOB: 2 BB: 3 P: 14	R: 1 E: 1 K: 0 S: 5 H: 1 LOB: 1 BB: 0 P: 5	R: 0 E: 0 K: 1 S: 5 H: 0 LOB: 0 BB: 0 P: 5	R: 0 E: 0 K: 2 S: 7 H: 0 LOB: 0 BB: 0 P: 7	R: 3 E: 0 K: 1 S: 9 H: 4 LOB: 1 BB: 0 P: 9	R: 0 E: 0 K: 0 S: 4 H: 1 LOB: 1 BB: 0 P: 4	R: 0 E: 0 K: 0 S: 4 H: 1 LOB: 1 BB: 0 P: 4	1B: 7 2B: 4 3B: 0 HR: 0 SF: 1 SAC: 0 DP: 0 HBP: 0	WP: 0 PB: 0 SB: 0 CS: 1 PA: 42					

BOTTOM

New York Mets @ Los Angeles Dodgers

Dodger Stadium, Los Angeles, CA

Sun Jun 22 1980, 3:33 AM PDT

Att. 43,298 - Unknown

livebaseballscorecards.com

AB	36
R	6
H	11
RBI	5
BB	5
SO	6
LOB	18

PITCHER		IP	WLS	BF	H	R	ER	SO	BB	IBB	HBP	BLK	WP	HR	S	P	ERA	WHIP
John Pacella, R ERA: 4.72	(1, 1)	1.2		10	3	2	2	2	2	0	0	0	0	0	12	20	10.80	3.000
Mark Bomback, R ERA: 4.14	(2, 1)	2.0	W	10	2	1	0	0	3	0	0	0	0	0	7	19	0.00	2.500
Ed Glynn, L ERA: 3.51	(4, 1)	2.1		10	3	3	3	3	0	0	0	0	0	0	16	16	11.57	1.286
Neil Allen, R ERA: 3.75	(7, 1)	3.0	S	12	3	0	0	1	0	0	0	0	0	0	14	14	0.00	1.000

PITCHER	IP	WLS	BF	H	R	ER	SO	BB	IBB	HBP	BLK	WP	HR	S	P	ERA	WHIP

New York Mets @ Chicago Cubs

Wrigley Field, Chicago, IL

Tue Jun 24 1980, 3:33 AM CDT

Att. 15,961 - Unknown

TOP

Batter	1	2	3	4	5	6	7	8	9	AB	R	H	RBI	BB	SO	LOB
Lee Mazzilli, S (1, 8) OBP: 0.359, SLG: 0.326	G6-4-3 1B 1B		F7		3-1 2-3 3-H		BBB 4-0 CS BB			3	0	1	1	1	0	1
Frank Taveras, R (1, 6) OBP: 0.319, SLG: 0.320	1-2 G6-4-3 1B		6-3		H 1-0 HR HBP		0-0 4-3 1-2			3	1	1	0	0	0	1
Claudell Washington, L (1, 9) (9, 7) OBP: 0.320, SLG: 0.474	G6-4-3 1-2f 2-3		3-1		1-H 3-H HR			SSS 0-3 K		4	1	1	3	0	1	2
John Stearns, R (1, 2) OBP: 0.353, SLG: 0.392	G2			5-3	F9			2B		4	0	1	0	0	0	1
Mike Jorgensen, L (1, 3) OBP: 0.359, SLG: 0.443		HR		4-3		4-3		F7		4	1	1	1	0	0	1
Steve Henderson, R (1, 7) OBP: 0.377, SLG: 0.413		F8		SSS K		6-3		SSS K		4	0	0	0	0	2	1
Joel Youngblood, R (9, 9) OBP: 0.309, SLG: 0.366										0	0	0	0	0	0	0
Elliott Maddox, R (1, 5) OBP: 0.396, SLG: 0.355		HR			G3 1B 3-1 1B	H 1-0 FC4-6 HBP			F9	3	2	2	1	0	0	0
Doug Flynn, R (1, 4) OBP: 0.271, SLG: 0.253		F5-3			3-1 G3 1-2 HR 1B	1-2f FC4-6			F9	4	1	1	0	0	0	1
Ray Burris, R (1, 1) OBP: 0.083, SLG: 0.083		5-3			G3 1-2 2-3			SSS K		1	0	0	0	0	0	0
Ron Hodges, L (5, PH) OBP: 0.350, SLG: 0.281										1	0	0	0	0	0	2
Mark Bomback, R (5, 1) OBP: 0.333, SLG: 0.286										0	0	0	0	0	0	0
Jerry Morales, R (7, PH) OBP: 0.277, SLG: 0.290										1	0	0	0	0	0	0
Jeff Reardon, R (7, 1)							F9			1	0	0	0	0	1	0

livebaseballscorecards.com

	AB	R	H	RBI	BB	SO	LOB
	33	6	8	6	1	4	10

Inning Stats	1	2	3	4	5	6	7	8	9
R	0	2	0	0	4	0	0	0	0
E	0	0	0	0	0	0	0	0	0
K	0	0	0	1	0	0	0	2	1
S	4	5	3	5	6	3	2	8	5
H	2	2	0	0	3	0	0	1	0
LOB	1	0	0	0	0	1	1	1	0
BB	0	0	0	0	0	0	1	0	0
P	4	5	3	5	7	4	6	8	5

	1B	SF	WP	PA
	4	0	0	36
	2B	SAC	PB	
	1	0	0	
	3B	DP	SB	
	0	1	0	
	HR	HBP	CS	
	3	2	1	

PITCHER	IP	WLS	BF	H	R	ER	SO	BB	IBB	HBP	BLK	WP	HR	S	P	ERA	WHIP
Rick Reuschel, R (1, 1) ERA: 3.92	6.0	L	26	7	6	6	1	0	0	2	0	0	3	26	28	9.00	1.167
Bill Caudill, R (7, 1) ERA: 2.05	2.0		7	1	0	0	2	1	0	0	0	0	0	10	14	0.00	1.000
Dick Tidrow, R (9, 1) ERA: 2.0	1.0		3	0	0	0	1	0	0	0	0	0	0	5	5	0.00	0.000

PITCHER	IP	WLS	BF	H	R	ER	SO	BB	IBB	HBP	BLK	WP	HR	S	P	ERA	WHIP

New York Mets @ Chicago Cubs

Wrigley Field, Chicago, IL

Tue Jun 24 1980, 3:33 AM CDT

Att. 15,961 - Unknown

BOTTOM

Batter	1	2	3	4	5	6	7	8	9	AB	R	H	RBI	BB	SO	LOB
Ivan De Jesus, R (1, 6) OBP: 0.328, SLG: 0.381	F4-3 2B		SH3 S 1B	K		K			L3	4	2	2	0	0	2	4
Larry Biittner, L (9, PH) OBP: 0.341, SLG: 0.368										1	0	0	0	0	0	0
Lenny Randle, S (1, 5) OBP: 0.351, SLG: 0.378	SH1 2-3		SH3 1-3	1-H 2-H 2B		F7			K	3	0	1	2	0	1	2
Bill Buckner, L (1, 3) OBP: 0.342, SLG: 0.426	F4-3 3-H		5-3	G3			2B		1B	5	0	2	1	0	0	2
Mick Kelleher, R (9, PR) OBP: 0.220, SLG: 0.158										0	0	0	0	0	0	0
Mike Vail, R (1, 9) OBP: 0.383, SLG: 0.463	F7		1B 3-H 1B		F7		K		K	5	0	1	1	0	2	2
Jerry Martin, R (1, 8) OBP: 0.323, SLG: 0.509		F9 1B 2B	1-3 1B		K		L7			4	1	2	0	0	1	1
Ken Henderson, S (1, 7) OBP: 0.311, SLG: 0.358		F6	F4-3		F4-3		F8			4	0	0	0	0	0	4
Tim Blackwell, S (1, 2) OBP: 0.286, SLG: 0.300		F9 2-3		1B 2B 1B		4-0 1B BB			K	3	1	1	0	1	1	1
Mike Tyson, R (1, 4) OBP: 0.287, SLG: 0.326		3-H 1B		1-2 2B 1B		1-2 1B			K	4	1	3	1	0	1	0
Rick Reuschel, R (1, 1) OBP: 0.176, SLG: 0.235		1-3		K		K			F8	2	0	0	0	0	1	3
Jesus Figueroa, L (6, PH) OBP: 0.410, SLG: 0.382										1	0	0	0	0	1	2
Bill Caudill, R (7, 1)										0	0	0	0	0	0	0
Cliff Johnson, R (8, PH) OBP: 0.319, SLG: 0.376										1	0	0	0	0	0	0
Dick Tidrow, R (9, 1)										0	0	0	0	0	0	0
Inning Stats	R: 1 E: 0 K: 0 S: 4 H: 1 LOB: 0 BB: 0 P: 4	R: 1 E: 0 K: 0 S: 5 H: 2 LOB: 1 BB: 0 P: 5	R: 1 E: 0 K: 0 S: 6 H: 3 LOB: 2 BB: 0 P: 6	R: 2 E: 0 K: 2 S: 10 H: 3 LOB: 1 BB: 0 P: 10	R: 0 E: 0 K: 1 S: 5 H: 0 LOB: 0 BB: 0 P: 5	R: 0 E: 0 K: 2 S: 8 H: 1 LOB: 2 BB: 1 P: 12	R: 0 E: 0 K: 1 S: 6 H: 1 LOB: 1 BB: 0 P: 6	R: 0 E: 0 K: 2 S: 7 H: 0 LOB: 0 BB: 0 P: 7	R: 0 E: 0 K: 2 S: 8 H: 1 LOB: 1 BB: 0 P: 8	1B: 8 2B: 4 3B: 0 HR: 0	SF: 0 SAC: 2 DP: 0 HBP: 0					

livebaseballscorecards.com

AB	37
R	5
H	12
RBI	5
BB	1
SO	10
LOB	21

PITCHER		IP	WLS	BF	H	R	ER	SO	BB	IBB	HBP	BLK	WP	HR	S	P	ERA	WHIP
Ray Burris, R ERA: 3.67	(1, 1)	4.0		21	9	5	5	2	0	0	0	0	0	0	25	25	11.25	2.250
Mark Bomback, R ERA: 4.01	(5, 1)	2.0	W	8	1	0	0	3	1	0	0	0	0	0	13	17	0.00	1.000
Jeff Reardon, R ERA: 3.15	(7, 1)	3.0	S	11	2	0	0	5	0	0	0	0	0	0	21	21	0.00	0.667

PITCHER	IP	WLS	BF	H	R	ER	SO	BB	IBB	HBP	BLK	WP	HR	S	P	ERA	WHIP

Batter	1	2	3	4	5	6	7	8	9	AB	R	H	RBI	BB	SO	LOB
Lee Mazzilli, S (1, 8) OBP: 0.360, SLG: 0.327	SSS 0-3 ① K	x 0-0 ③ F8		x 0-0 G6-4-3 E 1B		x 0-0 1B 1B		SSS 0-3 ① K		5	0	2	0	0	2	0
Jerry Morales, R (9, 8) OBP: 0.277, SLG: 0.290										0	0	0	0	0	0	0
Frank Taveras, R (1, 6) OBP: 0.327, SLG: 0.330	x 0-0 2B 1B		x 0-0 1B SF8 1B	x 0-0 E5 G6-4-3 1-2		x 0-0 G3-6-1 1-2 1B		x 0-0 E1 1-3 1B 1B		5	3	4	0	0	0	1
Claudell Washington, L (1, 7) OBP: 0.323, SLG: 0.479	x 0-0 2B 1-H 2B		x 0-0 SF8 S 1-3 1B 1B	x 0-0 ①② G6-4-3 1-2f 2-3		x 0-0 ②③ G3-6-1 1-2f		x 0-0 ② 1-3 2-3		5	2	2	1	0	0	5
Joel Youngblood, R (1, 9) OBP: 0.319, SLG: 0.380	x 0-0 2B 2-H 2B		BBB 4-0 1B 1-2 2B BB	x 0-0 ③ 4-3			x 0-0 F8 1B 2B	BBB 4-0 1B BB		3	2	2	1	2	0	1
John Stearns, R (1, 2) OBP: 0.358, SLG: 0.393	x 0-0 ② 5-3	x 0-0 ① SF8 2-3 3-H			BBB 4-0 G6-4-3 BB		BBB 4-0 1B BB	x 0-0 1-2 3-H 1B		2	0	1	2	2	0	1
Jose Cardenal, R (1, 3) OBP: 0.268, SLG: 0.167	x 0-0 ③ F5		x 0-0 1-2 2B 3-H 1B		x 0-0 ①② G6-4-3 1-2f		x 0-0 ① F8 2-3	SSS 0-3 ③ K		5	1	1	1	0	1	6
Elliott Maddox, R (1, 5) OBP: 0.402, SLG: 0.374		x 0-0 F5-3 SF8 2B	x 0-0 CS 1-H 2-H 2B		x 0-0 1B		x 0-0 ② P4		x 0-0 F5-4-3 1B	4	1	3	2	0	0	2
Alex Trevino, R (8, 5) OBP: 0.392, SLG: 0.348										1	0	1	0	0	0	0
Doug Flynn, R (1, 4) OBP: 0.270, SLG: 0.252		x 0-0 ① F5-3 2-3	x 0-0 ② F5 2-3		x 0-0 ③ F6-3		x 0-0 FC6-4 1-2 3-H 1B		x 0-0 ①② F5-4-3 1-2	5	0	1	1	0	0	4
Pat Zachry, R (1, 1) OBP: 0.125, SLG: 0.071		x 0-0 ② SF8 3-H	SSS 0-3 ③ K			x 0-0 ① 4-3	x 0-0 ③ FC6-4 1-2f		SSS 0-3 ③ K	4	0	0	1	0	2	3
Inning Stats	R: 2 E: 0 K: 1 S: 8 / H: 3 LOB: 1 BB: 0 P: 8	R: 1 E: 0 K: 0 S: 4 / H: 1 LOB: 0 BB: 0 P: 4	R: 4 E: 1 K: 1 S: 9 / H: 4 LOB: 1 BB: 1 P: 13	R: 0 E: 1 K: 0 S: 4 / H: 1 LOB: 1 BB: 0 P: 4	R: 0 E: 0 K: 0 S: 3 / H: 1 LOB: 1 BB: 1 P: 7	R: 0 E: 0 K: 0 S: 4 / H: 2 LOB: 1 BB: 0 P: 4	R: 1 E: 0 K: 0 S: 5 / H: 2 LOB: 2 BB: 1 P: 9	R: 1 E: 1 K: 2 S: 9 / H: 2 LOB: 2 BB: 1 P: 13	R: 0 E: 0 K: 1 S: 5 / H: 1 LOB: 0 BB: 0 P: 5	1B: 12 2B: 5 3B: 0 HR: 0	SF: 2 SAC: 0 DP: 4 HBP: 0						

TOP

New York Mets @ Chicago Cubs

Wrigley Field, Chicago, IL

Wed Jun 25 1980, 3:33 AM CDT

Unknown

livebaseballscorecards.com

AB	39
R	9
H	17
RBI	9
BB	4
SO	5
LOB	23

WP: 0 PB: 0 SB: 1 CS: 1 PA: 45

PITCHER		IP	WLS	BF	H	R	ER	SO	BB	IBB	HBP	BLK	WP	HR	S	P	ERA	WHIP
Mike Krukow, R ERA: 3.93	(1, 1)	2.1	L	16	8	7	7	1	1	0	0	0	0	0	17	21	27.00	3.857
Willie Hernandez, L ERA: 5.08	(3, 1)	4.2		20	6	1	1	1	2	0	0	0	0	0	20	28	1.93	1.714
George Riley, L ERA: 2.57	(8, 1)	2.0		9	3	1	1	3	1	0	0	0	0	0	14	18	4.50	2.000

PITCHER		IP	WLS	BF	H	R	ER	SO	BB	IBB	HBP	BLK	WP	HR	S	P	ERA	WHIP

BOTTOM

New York Mets @ Chicago Cubs

Wrigley Field, Chicago, IL

Wed Jun 25 1980, 3:33 AM CDT

Unknown

Batter	1	2	3	4	5	6	7	8	9	AB	R	H	RBI	BB	SO	LOB
Ivan De Jesus, R (1, 6) OBP: 0.332, SLG: 0.382	0-0 G3 1-3 WP 1B		BBBB 4-0 FC4-6 BB		0-0 F8 ①		0-0 F8 ②			2	1	1	0	1	0	0
Mick Kelleher, R (7, 6) OBP: 0.214, SLG: 0.154										1	0	0	0	0	0	2
Lenny Randle, S (1, 5) OBP: 0.345, SLG: 0.372	0-0 1-3 ① 1-2		0-0 FC4-6 ① FC5 1B 1-2f		0-0 F9 ②		0-0 F7 ③			4	0	0	0	0	0	4
Bill Buckner, L (1, 3) OBP: 0.341, SLG: 0.422	0-0 G3 ② 2-3		0-0 FC5 1-2 1B		0-0 F8 ③			0-0 F4-3 ①		4	0	1	0	0	0	1
Jerry Martin, R (1, 8) OBP: 0.318, SLG: 0.500	0-0 F6 ③ 3-H		0-0 FC5 ② 1-2 2-3f			0-0 F2 ①		0-0 5-3 ②		4	0	0	0	0	0	2
Larry Biittner, L (1, 7) OBP: 0.338, SLG: 0.359		BBBBB 4-0 G3 BB	0-0 F8 ③			0-0 F9 ②		SSS 0-3 K ③		3	0	0	0	1	1	2
Scot Thompson, L (1, 9) OBP: 0.297, SLG: 0.302		0-0 F9 ①		0-0 F9 ①		0-0 5-3 ③			0-0 P6 ①	4	0	0	0	0	0	1
Tim Blackwell, S (1, 2) OBP: 0.284, SLG: 0.298		0-0 G3 ② 1-2		0-0 F8 ②			0-0 1B 1B		0-0 F9 ②	4	0	1	0	0	0	1
Mike Tyson, R (1, 4) OBP: 0.295, SLG: 0.326		BBBB 4-0 BB		0-0 1B			0-0 P3 ①		0-0 F9 ③	3	0	1	0	1	0	1
Mike Krukow, R (1, 1) OBP: 0.212, SLG: 0.188 Willie Hernandez, L (3, 1) OBP: 0.300, SLG: 0.400 Jesus Figueroa, L (7, PH) OBP: 0.425, SLG: 0.400 George Riley, L (8, 1)		0-0 P3 ③		0-0 F5 ③			0-0 1-2 1B			1	0	0	0	0	0	2
										1	0	0	0	0	0	1
										1	0	1	0	0	0	0
										0	0	0	0	0	0	0

livebaseballscorecards.com

AB	32
R	1
H	5
RBI	0
BB	3
SO	1
LOB	17

Inning Stats	1	2	3	4	5	6	7	8	9
	R: 1 H: 1 E: 0 LOB: 0 K: 0 BB: 0 S: 4 P: 4	R: 0 H: 0 E: 0 LOB: 2 K: 0 BB: 2 S: 3 P: 11	R: 0 H: 1 E: 0 LOB: 2 K: 0 BB: 1 S: 4 P: 8	R: 0 H: 1 E: 0 LOB: 1 K: 0 BB: 0 S: 4 P: 4	R: 0 H: 0 E: 0 LOB: 0 K: 0 BB: 0 S: 3 P: 3	R: 0 H: 0 E: 0 LOB: 0 K: 0 BB: 0 S: 3 P: 3	R: 0 H: 2 E: 0 LOB: 2 K: 0 BB: 0 S: 5 P: 5	R: 0 H: 0 E: 0 LOB: 0 K: 1 BB: 0 S: 5 P: 5	R: 0 H: 0 E: 0 LOB: 0 K: 0 BB: 0 S: 3 P: 3

PITCHER		IP	WLS	BF	H	R	ER	SO	BB	IBB	HBP	BLK	WP	HR	S	P	ERA	WHIP	PITCHER	IP	WLS	BF	H	R	ER	SO	BB	IBB	HBP	BLK	WP	HR	S	P	ERA	WHIP
Pat Zachry, R ERA: 3.19	(1, 1)	9.0	W	35	5	1	1	1	3	0	0	0	1	0	34	46	1.00	0.889																	

1B: 5	SF: 0	WP: 1	PA: 35
2B: 0	SAC: 0	PB: 0	
3B: 0	DP: 0	SB: 0	
HR: 0	HBP: 0	CS: 0	

Batter	1	2	3	4	5	6	7	8	9	AB	R	H	RBI	BB	SO	LOB
Lee Mazzilli, S (1, 8) OBP: 0.362, SLG: 0.330	SH S SF9 1B		1B			K		G4-6-3 1-2f		4	1	2	0	0	1	3
Frank Taveras, R (1, 6) OBP: 0.327, SLG: 0.333	SH CS 1-3		F7			K			2B	3	0	1	0	0	1	1
Claudell Washington, L (1, 9) OBP: 0.313, SLG: 0.464	F7			G3			K		K	4	0	0	0	0	2	3
Steve Henderson, R (1, 7) OBP: 0.370, SLG: 0.407	SF9 3-H			K			F8		L7	3	0	0	1	0	1	1
John Stearns, R (1, 3) OBP: 0.353, SLG: 0.386	CS 1-2	5-3		F8			L8		5-3	4	0	0	0	0	0	1
Ron Hodges, L (1, 2) OBP: 0.372, SLG: 0.294		CS 1B			K			BB 1B 1B		2	0	1	0	1	1	0
Elliott Maddox, R (1, 5) OBP: 0.397, SLG: 0.368		F8 1-2			G3			2-3		3	0	0	0	0	0	2
Doug Flynn, R (1, 4) OBP: 0.270, SLG: 0.253			F7		F3			1B 1-2		3	0	1	0	0	0	0
Pete Falcone, L (1, 1) OBP: 0.158, SLG: 0.111 Ed Glynn, R (5, 1) Dan Norman, R (6, PH) OBP: 0.191, SLG: 0.298 Tom Hausman, R (6, 1) Joel Youngblood, R (8, PH) OBP: 0.322, SLG: 0.383 Neil Allen, R (8, 1) OBP: 0.091, SLG: 0.091			K			K		G4-6-3 1-2 2-3		1 0 1 0 1 0	0 0 0 0 0 0	0 0 0 0 1 0	0 0 0 0 0 0	0 0 1 0 0 0	1 0 0 0 0 0	0 0 0 0 0 0
Inning Stats	R: 1 E: 1 K: 0 S: 4 H: 1 LOB: 0 BB: 0 P: 4	R: 0 E: 0 K: 0 S: 3 H: 1 LOB: 0 BB: 0 P: 3	R: 0 E: 0 K: 1 S: 6 H: 1 LOB: 1 BB: 0 P: 6	R: 0 E: 0 K: 1 S: 5 H: 0 LOB: 0 BB: 0 P: 5	R: 0 E: 0 K: 1 S: 5 H: 0 LOB: 0 BB: 0 P: 5	R: 0 E: 0 K: 3 S: 9 H: 0 LOB: 0 BB: 0 P: 9	R: 0 E: 0 K: 1 S: 5 H: 0 LOB: 0 BB: 0 P: 5	R: 0 E: 0 K: 0 S: 4 H: 2 LOB: 2 BB: 1 P: 8	R: 0 E: 0 K: 1 S: 6 H: 1 LOB: 1 BB: 0 P: 6	1B: 5 2B: 1 3B: 0 HR: 0	SF: 1 SAC: 1 DP: 1 HBP: 0						

TOP

New York Mets @ Chicago Cubs

Wrigley Field, Chicago, IL

Wed Jun 25 1980, 3:38 AM CDT

Att. 19,144 - Unknown

livebaseballscorecards.com

AB	29
R	1
H	6
RBI	1
BB	1
SO	8
LOB	11

PITCHER		IP	WLS	BF	H	R	ER	SO	BB	IBB	HBP	BLK	WP	HR	S	P	ERA	WHIP
Lynn McGlothen, R ERA: 5.77	(1, 1)	7.1	W	26	4	1	0	7	1	0	0	0	0	0	39	43	0.00	0.682
Bruce Sutter, R ERA: 2.9	(8, 1)	1.2	S	6	2	0	0	1	0	0	0	0	0	0	8	8	0.00	1.200

PITCHER		IP	WLS	BF	H	R	ER	SO	BB	IBB	HBP	BLK	WP	HR	S	P	ERA	WHIP

Batter	1	2	3	4	5	6	7	8	9	AB	R	H	RBI	BB	SO	LOB
Ivan De Jesus, R (1, 6) OBP: 0.338, SLG: 0.392	S 5-3 1B		1B 2B		S 1B		G3			4	2	3	0	0	0	0
Lenny Randle, S (1, 5) OBP: 0.348, SLG: 0.374	F8 1-3		2-3 1B		1-H 1B		6-3			4	0	2	1	0	0	1
Mick Kelleher, R (8, 4) OBP: 0.214, SLG: 0.154										0	0	0	0	0	0	0
Mike Vail, R (1, 9) OBP: 0.380, SLG: 0.464	5-3 3-H		K		1B 2B		5-3			4	1	1	1	0	1	2
Scot Thompson, L (8, 9) OBP: 0.297, SLG: 0.302										0	0	0	0	0	0	0
Cliff Johnson, R (1, 3) OBP: 0.318, SLG: 0.374	F5		5-3		2-H 1B			L6		4	0	1	1	0	0	2
Larry Biittner, L (9, 3) OBP: 0.338, SLG: 0.359										0	0	0	0	0	0	0
Jerry Martin, R (1, 8) OBP: 0.321, SLG: 0.509		K		CS 1B	F7			3B		4	0	2	0	0	1	1
Ken Henderson, S (1, 7) OBP: 0.354, SLG: 0.389		BB		1-2 BB		1B 2B		IBB		1	1	1	0	3	0	0
Barry Foote, R (1, 2) OBP: 0.317, SLG: 0.481		K		F9		2-H CS 1B		K		4	0	1	1	0	2	4
Steve Dillard, R (1, 4) OBP: 0.333, SLG: 0.375 (8, 5)		F8		F9		1-2 5-3		F4-3		4	0	0	0	0	0	5
Lynn McGlothen, L (1, 1) OBP: 0.350, SLG: 0.474			F7		F6		K			3	0	0	0	0	1	0
Bruce Sutter, R (8, 1)										0	0	0	0	0	0	0
Inning Stats	R: 1 E: 0 K: 0 S: 4 H: 1 LOB: 0 BB: 0 P: 4	R: 0 E: 0 K: 2 S: 7 H: 0 LOB: 1 BB: 1 P: 11	R: 0 E: 0 K: 1 S: 7 H: 2 LOB: 2 BB: 0 P: 7	R: 0 E: 0 K: 0 S: 3 H: 1 LOB: 1 BB: 1 P: 7	R: 2 E: 0 K: 0 S: 6 H: 4 LOB: 1 BB: 0 P: 6	R: 1 E: 0 K: 1 S: 6 H: 2 LOB: 0 BB: 0 P: 6	R: 0 E: 0 K: 0 S: 3 H: 0 LOB: 0 BB: 0 P: 3	R: 0 E: 0 K: 1 S: 6 H: 1 LOB: 2 BB: 1 P: 10		1B: 7 2B: 3 3B: 1 HR: 0 SF: 0 SAC: 0 DP: 0 HBP: 0						

PITCHER		IP	WLS	BF	H	R	ER	SO	BB	IBB	HBP	BLK	WP	HR	S	P	ERA	WHIP
Pete Falcone, L ERA: 5.43	(1, 1)	4.2	L	22	8	3	3	3	2	0	0	0	0	0	26	34	5.79	2.143
Ed Glynn, L ERA: 3.46	(5, 1)	0.1		1	0	0	0	0	0	0	0	0	0	0	1	1	0.00	0.000
Tom Hausman, R ERA: 3.82	(6, 1)	2.0		7	2	1	1	1	0	0	0	0	0	0	9	9	4.50	1.000
Neil Allen, R ERA: 3.67	(8, 1)	1.0		5	1	0	0	1	0	1	0	0	0	0	6	10	0.00	1.000

PITCHER	IP	WLS	BF	H	R	ER	SO	BB	IBB	HBP	BLK	WP	HR	S	P	ERA	WHIP

BOTTOM

New York Mets @ Chicago Cubs

Wrigley Field, Chicago, IL

Wed Jun 25 1980, 3:38 AM CDT

Att. 19,144 - Unknown

livebaseballscorecards.com

AB	32
R	4
H	11
RBI	4
BB	3
SO	5
LOB	15

Batter	1	2	3	4	5	6	7	8	9	AB	R	H	RBI	BB	SO	LOB
Lee Mazzilli, S (1, 3) OBP: 0.362, SLG: 0.336	G3 SF8 2B	3-1		4-3			S 1B	K		5	2	2	0	0	1	2
Frank Taveras, R (1, 6) OBP: 0.325, SLG: 0.335	G3 2-3	4-3	6-3				K 1-2	2B		5	0	1	0	0	1	2
Claudell Washington, L (1, 9) OBP: 0.317, SLG: 0.453	E BB	4-3	K				1B 1B BB	K		3	1	0	0	2	2	1
Joel Youngblood, R (1, 8) OBP: 0.328, SLG: 0.388	SF8 1-2 3-H	1B	BB				1B 1-2 2-H FC1-5-2		L7	3	0	2	2	1	0	0
John Stearns, R (1, 2) OBP: 0.354, SLG: 0.384	FC6-4 BB	5-3	1-3				1B 1-3 2-H FC1-5-2		F2	4	0	1	1	1	0	2
Steve Henderson, R (1, 7) OBP: 0.366, SLG: 0.402	FC6-4 1-2f		K		1B	FC1-5-2 1-3 3-H			K	5	0	1	0	0	2	4
Elliott Maddox, R (1, 5) OBP: 0.398, SLG: 0.383		6-3		HR	K	IBB				3	1	1	1	1	1	1
Doug Flynn, R (1, 4) OBP: 0.274, SLG: 0.262		SH1-4 1B		2B	F6	F3-1				4	0	2	0	0	0	4
Craig Swan, R (1, 1) OBP: 0.333, SLG: 0.231		SH1-4 1-2		K	4-3			P3		1	0	0	0	0	1	1
Ron Hodges, L (6, PH) OBP: 0.364, SLG: 0.286										1	0	0	0	0	0	1
Ed Glynn, R (6, 1)										0	0	0	0	0	0	0
Jerry Morales, R (8, PH) OBP: 0.275, SLG: 0.287										1	0	0	0	0	0	0
Neil Allen, R (8, 1) OBP: 0.091, SLG: 0.091										0	0	0	0	0	0	0
Inning Stats	R: 1 E: 1 K: 0 S: 4 H: 1 LOB: 2 BB: 2 P: 12	R: 0 E: 0 K: 0 S: 4 H: 1 LOB: 1 BB: 0 P: 4	R: 0 E: 0 K: 0 S: 4 H: 1 LOB: 1 BB: 0 P: 4	R: 1 E: 0 K: 2 S: 9 H: 2 LOB: 1 BB: 0 P: 9	R: 0 E: 0 K: 1 S: 5 H: 0 LOB: 1 BB: 1 P: 9	R: 0 E: 0 K: 1 S: 6 H: 1 LOB: 1 BB: 0 P: 6	R: 2 E: 0 K: 1 S: 8 H: 3 LOB: 3 BB: 2 P: 16	R: 0 E: 0 K: 2 S: 8 H: 1 LOB: 1 BB: 0 P: 8	R: 0 E: 0 K: 1 S: 5 H: 0 LOB: 0 BB: 0 P: 5	1B: 6 2B: 3 3B: 0 HR: 1 SF: 1 SAC: 1 DP: 0 HBP: 0						

PITCHER	IP	WLS	BF	H	R	ER	SO	BB	IBB	HBP	BLK	WP	HR	S	P	ERA	WHIP
Dennis Lamp, R (1, 1) ERA: 4.47	5.0		24	6	2	2	3	3	0	0	0	0	1	27	39	3.60	1.800
Dick Tidrow, R (6, 1) ERA: 2.33	1.1	L	8	3	2	2	2	1	0	0	0	0	0	11	15	13.50	3.000
Bill Caudill, R (7, 1) ERA: 1.93	2.2		10	1	0	0	3	0	1	0	0	0	0	15	19	0.00	0.375

PITCHER	IP	WLS	BF	H	R	ER	SO	BB	IBB	HBP	BLK	WP	HR	S	P	ERA	WHIP

TOP

New York Mets @ Chicago Cubs

Wrigley Field, Chicago, IL

Thu Jun 26 1980, 3:33 AM CDT

Att. 11,094 - Unknown

livebaseballscorecards.com

AB	35
R	4
H	10
RBI	4
BB	5
SO	8
LOB	18

WP: 0	PB: 0	SB: 1	CS: 0	PA: 42													

Batter	1	2	3	4	5	6	7	8	9	AB	R	H	RBI	BB	SO	LOB
Ivan De Jesus, R (1, 6) OBP: 0.337, SLG: 0.387	BBBB 4-0 F4-3 S HR BB	x 0-0 ② 6-3			x 0-0 ② F8		x 0-0 ② F7			3	1	0	0	1	0	1
Lenny Randle, S (1, 5) OBP: 0.346, SLG: 0.369	x 0-0 ① F4-3 1-3	x 0-0 ③ F7			BBBB 4-0 1B BB		x 0-0 ③ 6-3			3	0	0	0	1	0	2
Bill Buckner, L (1, 3) OBP: 0.344, SLG: 0.438	x 0-0 3-H HR		x 0-0 ① 6-3		x 0-0 1-2 1B			x 0-0 ① 6-3		4	1	2	2	0	0	0
Jerry Martin, R (1, 8) OBP: 0.316, SLG: 0.500	x 0-0 ② F5		x 0-0 ② 1-3		x 0-0 ③ F7			SSS 0-3 ② K		4	0	0	0	0	1	2
Larry Biittner, L (1, 7) OBP: 0.346, SLG: 0.375 Jesus Figueroa, L (6, PR) OBP: 0.425, SLG: 0.400 (7, 7) Mike Vail, R (8, PH) OBP: 0.377, SLG: 0.461 (9, 7)	x 0-0 2B 2B		x 0-0 ③ F8			x 0-0 SH1-4 1B		SSS 0-3 ③ K		3 0 1	1 0 0	2 0 0	0 0 0	0 0 0	0 0 1	0 0 0
Scot Thompson, L (1, 9) OBP: 0.298, SLG: 0.311	x 0-0 2-H 2B		x 0-0 ① F7			x 0-0 ① SH1-4 1-2			x 0-0 ① L6	3	0	1	1	0	0	0
Barry Foote, R (1, 2) OBP: 0.317, SLG: 0.474 Tim Blackwell, S (8, 2) OBP: 0.284, SLG: 0.298 Cliff Johnson, R (9, PH) OBP: 0.316, SLG: 0.372	x 0-0 ③ 6-3		x 0-0 ② 5-3			4-0 F5-4-3 IBB			SSS 0-3 ② K	2 0 1	0 0 0	0 0 0	0 0 0	1 0 0	0 0 0	1 0 0
Mike Tyson, R (1, 4) OBP: 0.296, SLG: 0.337 Bill Caudill, R (7, 1) Ken Henderson, S (9, PH) OBP: 0.348, SLG: 0.382		x 0-0 SH5-4 2B	x 0-0 ③ F9			x 0-0 ②③ F5-4-3 1-2			SSS 0-3 ③ K	3 0 1	0 0 0	1 0 0	0 0 0	0 0 0	0 0 0	2 0 0
Dennis Lamp, R (1, 1) OBP: 0.189, SLG: 0.118 Dick Tidrow, R (6, 1) Steve Dillard, R (7, 4) OBP: 0.328, SLG: 0.368		x 0-0 ① SH5-4 2-3			SSS 0-3 ① K		x 0-0 ① F9			1 0 1	0 0 0	0 0 0	0 0 0	0 0 0	1 0 0	0 0 0
Inning Stats	R: 3 H: 3 E: 0 LOB: 1 K: 0 BB: 1 S: 6 P: 10	R: 0 H: 1 E: 0 LOB: 1 K: 0 BB: 0 S: 4 P: 4	R: 0 H: 0 E: 0 LOB: 0 K: 0 BB: 0 S: 3 P: 3		R: 0 H: 0 E: 0 LOB: 0 K: 0 BB: 0 S: 3 P: 3	R: 0 H: 1 E: 0 LOB: 2 K: 0 BB: 1 S: 3 P: 7	R: 0 H: 0 E: 0 LOB: 0 K: 0 BB: 0 S: 3 P: 3	R: 0 H: 0 E: 0 LOB: 0 K: 2 BB: 0 S: 7 P: 7	R: 0 H: 0 E: 0 LOB: 0 K: 2 BB: 0 S: 7 P: 7	1B: 2 2B: 3 3B: 0 HR: 1	SF: 0 SAC: 2 DP: 1 HBP: 0				WP: 0 PB: 0 SB: 1 CS: 0	PA: 35	

PITCHER		IP	WLS	BF	H	R	ER	SO	BB	IBB	HBP	BLK	WP	HR	S	P	ERA	WHIP
Craig Swan, R ERA: 2.69	(1, 1)	5.0		22	5	3	3	1	2	0	0	0	0	1	22	30	5.40	1.400
Ed Glynn, L ERA: 3.21	(6, 1)	2.0	W	7	1	0	0	0	0	1	0	0	0	0	6	10	0.00	0.500
Neil Allen, R ERA: 3.53	(8, 1)	2.0	S	6	0	0	0	4	0	0	0	0	0	0	14	14	0.00	0.000

PITCHER	IP	WLS	BF	H	R	ER	SO	BB	IBB	HBP	BLK	WP	HR	S	P	ERA	WHIP

BOTTOM

New York Mets @ Chicago Cubs

Wrigley Field, Chicago, IL

Thu Jun 26 1980, 3:33 AM CDT

Att. 11,094 - Unknown

livebaseballscorecards.com

AB	30
R	3
H	6
RBI	3
BB	3
SO	5
LOB	8

Batter	1	2	3	4	5	6	7	8	9	AB	R	H	RBI	BB	SO	LOB
Lee Mazzilli, S (1, 8) OBP: 0.361, SLG: 0.347	5-3		F8			IHR	F3			4	1	1	1	0	0	2
Frank Taveras, R (1, 6) OBP: 0.324, SLG: 0.333	F7		F8			1B 1B	FC6-4 1-2f			4	1	1	0	0	0	2
Steve Henderson, R (1, 7) OBP: 0.364, SLG: 0.399	K BLK			1-3		F7		9-3 1B		4	0	1	0	0	1	1
John Stearns, R (1, 3) OBP: 0.352, SLG: 0.381	K 1-2			F7		1B 1-2 SF8 1B		9-3 1-2f		4	1	1	0	0	1	2
Joel Youngblood, R (1, 9) OBP: 0.335, SLG: 0.394		CS 1B		1B		SF8 1-3 2-H 1B		6-3		4	0	3	1	0	0	0
Alex Trevino, R (1, 2) OBP: 0.372, SLG: 0.333		F8		F8		SF8 2-3 3-H			F8	3	0	0	1	0	0	2
Elliott Maddox, R (1, 5) OBP: 0.396, SLG: 0.380		K 1-2			K	F7			1B	4	0	1	0	0	2	2
Doug Flynn, R (1, 4) OBP: 0.278, SLG: 0.266			1B		F4-3		FC1-6 1B		F8	4	0	2	0	0	0	1
John Pacella, R (1, 1) OBP: 0.111, SLG: 0.111 Tom Hausman, R (7, 1)			K		K	FC1-6 1-2f FC6-4			K	3 1	0 0	0 0	0 0	0 0	2 1	2 1
Inning Stats	R: 0 E: 0 K: 2 S: 8 H: 0 LOB: 1 BB: 0 P: 8	R: 0 E: 0 K: 1 S: 5 H: 1 LOB: 0 BB: 0 P: 5	R: 0 E: 0 K: 1 S: 6 H: 1 LOB: 1 BB: 0 P: 6	R: 0 E: 0 K: 0 S: 4 H: 1 LOB: 1 BB: 0 P: 4	R: 0 E: 0 K: 2 S: 7 H: 0 LOB: 0 BB: 0 P: 7	R: 3 E: 0 K: 0 S: 7 H: 4 LOB: 1 BB: 0 P: 7	R: 0 E: 0 K: 0 S: 4 H: 1 LOB: 1 BB: 0 P: 4	R: 0 E: 0 K: 0 S: 3 H: 1 LOB: 0 BB: 0 P: 3	R: 0 E: 0 K: 1 S: 6 H: 1 LOB: 1 BB: 0 P: 6	1B: 9 2B: 1 3B: 0 HR: 1 SF: 1 SAC: 0 DP: 1 HBP: 0						

PITCHER		IP	WLS	BF	H	R	ER	SO	BB	IBB	HBP	BLK	WP	HR	S	P	ERA	WHIP
Steve Carlton, L ERA: 1.93	(1, 1)	7.0	L	29	8	3	3	6	0	0	0	1	1	0	41	41	3.86	1.143
Lerrin LaGrow, R ERA: 3.82	(8, 1)	2.0		7	2	0	0	1	0	0	0	0	0	0	9	9	0.00	1.000

PITCHER	IP	WLS	BF	H	R	ER	SO	BB	IBB	HBP	BLK	WP	HR	S	P	ERA	WHIP

New York Mets @ Philadelphia Phillies

Veterans Stadium, Philadelphia, PA

Fri Jun 27 1980, 7:05 PM EDT

Att. 37,123 - Unknown

TOP

livebaseballscorecards.com

AB	35
R	3
H	10
RBI	3
BB	0
SO	7
LOB	15

Batter	1	2	3	4	5	6	7	8	9	AB	R	H	RBI	BB	SO	LOB
Pete Rose, S (1, 3) OBP: 0.374, SLG: 0.376	BBBB 4-0 CS BB		BBBB 4-0 1B BB		x 0-0 ② 1-3		x 0-0 ② 5-3 1-2			2	0	0	0	2	0	1
Bake McBride, L (1, 9) OBP: 0.318, SLG: 0.478 Lerrin LaGrow, R (8, 1) OBP: 0.333, SLG: 0.333	SSS 0-3 ①② K 1-2		x 0-0 1-2 1B		x 0-0 ③ F4-3		SSS 0-3 ③ K			4 0	0 0	1 0	0 0	0 0	2 0	2 0
Mike Schmidt, R (1, 5) OBP: 0.367, SLG: 0.620	SSS 0-3 ③ K		x 0-0 ③ F9			SSS 0-3 ① K		x 0-0 ① 6-3		4	0	0	0	0	2	2
Greg Luzinski, R (1, 7) OBP: 0.376, SLG: 0.536		SSS 0-3 ① K		x 0-0 2B		SSS 0-3 ② K		x 0-0 ② F2		4	0	1	0	0	2	0
Manny Trillo, R (1, 4) OBP: 0.358, SLG: 0.386		x 0-0 2B		SSS 0-3 ① K		x 0-0 ③ F8		x 0-0 ③ 6-3		4	0	1	0	0	1	1
Garry Maddox, R (1, 8) OBP: 0.278, SLG: 0.378		x 0-0 ② 5-3		x 0-0 ② 5-3			x 0-0 HR 1B		x 0-0 E6 G6-3	4	1	1	0	0	0	2
Bob Boone, R (1, 2) OBP: 0.286, SLG: 0.355		x 0-0 ③ F8		4-0 IBB			x 0-0 1-H HR		x 0-0 ①② G6-3 1-2f	3	1	1	2	1	0	2
Ramon Aviles, R (1, 6) OBP: 0.371, SLG: 0.429 Greg Gross, L (7, PH) OBP: 0.284, SLG: 0.259 (8, 9)			x 0-0 ① 5-3	x 0-0 ③ F8			H 1-0 5-3 HBP		x 0-0 ③ F6	2 1	0 0	0 0	0 0	0 0	0 0	2 0
Steve Carlton, L (1, 1) OBP: 0.130, SLG: 0.156 Del Unser, L (7, PH) OBP: 0.333, SLG: 0.419 John Vukovich, R (8, 6) OBP: 0.143, SLG: 0.143			x 0-0 ② 6-3		SSS 0-3 ① K		x 0-0 ① F7			2 1 0	0 0 0	0 0 0	0 0 0	0 0 0	1 0 0	0 1 0
Inning Stats	R: 0 H: 0 E: 0 LOB: 0 K: 2 BB: 1 S: 6 P: 10	R: 0 H: 1 E: 0 LOB: 1 K: 1 BB: 0 S: 6 P: 6	R: 0 H: 1 E: 0 LOB: 2 K: 0 BB: 1 S: 4 P: 8	R: 0 H: 1 E: 0 LOB: 2 K: 1 BB: 1 S: 6 P: 10	R: 0 H: 0 E: 0 LOB: 0 K: 1 BB: 0 S: 5 P: 5	R: 0 H: 0 E: 0 LOB: 0 K: 2 BB: 0 S: 7 P: 7	R: 2 H: 2 E: 0 LOB: 1 K: 1 BB: 0 S: 7 P: 8	R: 0 H: 0 E: 0 LOB: 0 K: 0 BB: 0 S: 3 P: 3	R: 0 H: 0 E: 1 LOB: 0 K: 0 BB: 0 S: 3 P: 3	1B: 2 SF: 0 2B: 3 SAC: 0 3B: 0 DP: 2 HR: 1 HBP: 1						WP: 0 PA: 35 PB: 0 SB: 0 CS: 1	

PITCHER		IP	WLS	BF	H	R	ER	SO	BB	IBB	HBP	BLK	WP	HR	S	P	ERA	WHIP
John Pacella, R ERA: 4.46	(1, 1)	6.0	W	26	5	2	2	7	2	1	1	0	0	1	36	49	3.00	1.167
Tom Hausman, R ERA: 3.64	(7, 1)	3.0	S	9	0	0	0	1	0	0	0	0	0	0	11	11	0.00	0.000

PITCHER	IP	WLS	BF	H	R	ER	SO	BB	IBB	HBP	BLK	WP	HR	S	P	ERA	WHIP

BOTTOM

New York Mets @ Philadelphia Phillies

Veterans Stadium, Philadelphia, PA

Fri Jun 27 1980, 7:05 PM EDT

Att. 37,123 - Unknown

livebaseballscorecards.com

AB	31
R	2
H	5
RBI	2
BB	3
SO	8
LOB	13

Batter	1	2	3	4	5	6	7	8	9	10	11	AB	R	H	RBI	BB	SO	LOB
Lee Mazzilli, S (1, 3) OBP: 0.368, SLG: 0.361	2B		F7		S 2-H 1B			FC5-4 1B		S 1B		5	0	4	1	0	0	0
Frank Taveras, R (1, 6) OBP: 0.322, SLG: 0.331	6-3		1B		4-3 2-3			FC5-4 4-3 S 1-2f		K 1-2		5	0	1	0	0	1	4
Claudell Washington, L (1, 9) OBP: 0.306, SLG: 0.436	K		F8			F8		4-3 1-3		1-3		5	0	0	0	0	1	4
Joel Youngblood, R (1, 8) OBP: 0.336, SLG: 0.399	F7			K		2B		5-3			2B 1B	5	1	2	0	0	1	2
John Stearns, R (1, 2) OBP: 0.353, SLG: 0.383		L4		6-3		F8			BB SH1		1-H 2B	4	0	1	1	1	0	1
Steve Henderson, R (1, 7) OBP: 0.363, SLG: 0.396		1B 1B		5-3		6-3			SH1 1-2		1-6-3	4	0	1	0	0	0	1
Elliott Maddox, R (1, 5) OBP: 0.396, SLG: 0.377		F6-3 1-2 1B			6-3		F9		F1-6-3 IBB		F9	4	0	1	0	1	0	0
Doug Flynn, R (1, 4) OBP: 0.277, SLG: 0.266		F6-3 1-2			BLK 1B 1B		F9		F1-6-3 1-2			4	1	1	0	0	0	4
Ray Burris, R (1, 1) OBP: 0.074, SLG: 0.074			5-3		5-3 1-2		K			K		3	0	0	0	0	1	1
Ron Hodges, L (10, PH) OBP: 0.356, SLG: 0.278												1	0	0	0	0	1	0
Neil Allen, R (10, 1) OBP: 0.091, SLG: 0.091												0	0	0	0	0	0	0
Inning Stats	R: 0 E: 0 K: 1 S: 6 H: 1 LOB: 1 BB: 0 P: 6	R: 0 E: 0 K: 0 S: 4 H: 2 LOB: 1 BB: 0 P: 4	R: 0 E: 0 K: 0 S: 4 H: 1 LOB: 1 BB: 0 P: 4	R: 0 E: 0 K: 1 S: 5 H: 0 LOB: 0 BB: 0 P: 5	R: 1 E: 0 K: 0 S: 5 H: 2 LOB: 1 BB: 0 P: 5	R: 0 E: 0 K: 0 S: 4 H: 1 LOB: 1 BB: 0 P: 4	R: 0 E: 0 K: 1 S: 5 H: 0 LOB: 0 BB: 0 P: 5	R: 0 E: 0 K: 0 S: 4 H: 1 LOB: 1 BB: 0 P: 4	R: 0 E: 0 K: 0 S: 2 H: 0 LOB: 1 BB: 2 P: 10	R: 0 E: 0 K: 2 S: 8 H: 1 LOB: 1 BB: 0 P: 8	R: 1 E: 0 K: 0 S: 4 H: 2 LOB: 0 BB: 0 P: 4	1B: 8 2B: 3 3B: 0 HR: 0	SF: 0 SAC: 1 DP: 2 HBP: 0					

PITCHER	IP	WLS	BF	H	R	ER	SO	BB	IBB	HBP	BLK	WP	HR	S	P	ERA	WHIP
Dick Ruthven, R (1, 1) ERA: 4.27	9.0		35	8	1	1	3	1	1	0	1	0	0	39	47	1.00	1.000
Ron Reed, R (10, 1) ERA: 3.08	2.0	L	8	3	1	1	2	0	0	0	0	0	0	12	12	4.50	1.500

PITCHER	IP	WLS	BF	H	R	ER	SO	BB	IBB	HBP	BLK	WP	HR	S	P	ERA	WHIP

TOP

New York Mets @ Philadelphia Phillies

Veterans Stadium, Philadelphia, PA

Sat Jun 28 1980, 3:33 AM EDT

Unknown

livebaseballscorecards.com

AB	40
R	2
H	11
RBI	2
BB	2
SO	5
LOB	17

WP: 0	PA: 43
PB: 0	
SB: 3	
CS: 0	
SF: 0	
SAC: 1	
DP: 2	
HBP: 0	

Batter	1	2	3	4	5	6	7	8	9	10	11	AB	R	H	RBI	BB	SO	LOB
Pete Rose, S (1, 3) OBP: 0.368, SLG: 0.369	L5		1-3		F7		F4-3			K		5	0	0	0	0	1	0
Manny Trillo, R (1, 4) OBP: 0.364, SLG: 0.392	6-3		2B 1B 1B		K		G3-6-3 1B			CS 1B		5	1	3	0	0	1	0
Bake McBride, L (1, 9) OBP: 0.324, SLG: 0.474	S BB		F7		E S BB		G3-6-3 1-2f			1-2 BB		2	0	0	0	3	0	2
Greg Luzinski, R (1, 7) OBP: 0.380, SLG: 0.534	1-2 BB		2B 1-2 1B		1-3 BB			F8		F7		3	0	1	0	2	0	1
Garry Maddox, R (1, 8) OBP: 0.281, SLG: 0.387	K		1-3 2-H 2B		5-3			G3			2B	5	0	2	1	0	1	4
Bob Boone, R (1, 2) OBP: 0.285, SLG: 0.349		CS BB	F4			6-3		L8			K	4	0	0	0	1	1	3
Ramon Aviles, R (1, 6) OBP: 0.385, SLG: 0.438 Greg Gross, L (11, PH) OBP: 0.279, SLG: 0.254	1-2 1B			6-3		1B			B1-3		6-3	4 1	0 0	2 0	0 0	0 0	0 0	0 1
John Vukovich, R (1, 5) OBP: 0.091, SLG: 0.091 George Vukovich, L (11, PH) OBP: 0.267, SLG: 0.259	F9			F8		F6			F9		6-3	4 1	0 0	0 0	0 0	0 0	0 0	2 1
Dick Ruthven, R (1, 1) OBP: 0.185, SLG: 0.192 Del Unser, L (9, PH) OBP: 0.327, SLG: 0.409 Ron Reed, R (10, 1)	K			K		K			K2-3			3 1 0	0 0 0	0 0 0	0 0 0	0 0 0	3 1 0	2 0 0
Inning Stats	R: 0 E: 0 K: 1 S: 5 H: 0 LOB: 2 BB: 2 P: 13	R: 0 E: 0 K: 1 S: 5 H: 1 LOB: 1 BB: 1 P: 9	R: 1 E: 0 K: 0 S: 6 H: 3 LOB: 2 BB: 0 P: 6	R: 0 E: 0 K: 1 S: 5 H: 0 LOB: 0 BB: 0 P: 5	R: 0 E: 0 K: 1 S: 5 H: 0 LOB: 2 BB: 2 P: 13	R: 0 E: 0 K: 1 S: 6 H: 1 LOB: 1 BB: 0 P: 6	R: 0 E: 0 K: 0 S: 3 H: 1 LOB: 0 BB: 0 P: 3	R: 0 E: 0 K: 0 S: 3 H: 0 LOB: 0 BB: 0 P: 3	R: 0 E: 0 K: 1 S: 5 H: 0 LOB: 0 BB: 0 P: 5	R: 0 E: 0 K: 1 S: 5 H: 1 LOB: 1 BB: 1 P: 9	R: 0 E: 0 K: 1 S: 6 H: 1 LOB: 1 BB: 0 P: 6	1B: 6 2B: 2 3B: 0 HR: 0	SF: 0 SAC: 0 DP: 1 HBP: 0	WP: 0 PB: 0 SB: 2 CS: 2	PA: 44			

PITCHER	IP	WLS	BF	H	R	ER	SO	BB	IBB	HBP	BLK	WP	HR	S	P	ERA	WHIP
Ray Burris, R (1, 1) ERA: 3.41	9.0		36	6	1	1	6	5	0	0	0	0	0	43	63	1.00	1.222
Neil Allen, R (10, 1) ERA: 3.4	2.0	W	8	2	0	0	2	1	0	0	0	0	0	11	15	0.00	1.500

PITCHER	IP	WLS	BF	H	R	ER	SO	BB	IBB	HBP	BLK	WP	HR	S	P	ERA	WHIP

BOTTOM

New York Mets @ Philadelphia Phillies

Veterans Stadium, Philadelphia, PA

Sat Jun 28 1980, 3:33 AM EDT

Unknown

livebaseballscorecards.com

AB	38
R	1
H	8
RBI	1
BB	6
SO	8
LOB	16

New York Mets @ Philadelphia Phillies

Veterans Stadium, Philadelphia, PA

Sat Jun 28 1980, 3:38 AM EDT

Att. 47,169 - Unknown

TOP

livebaseballscorecards.com

Batter	1	2	3	4	5	6	7	8	9	AB	R	H	RBI	BB	SO	LOB
Lee Mazzilli, S (1, 3) OBP: 0.376, SLG: 0.368	SH4-3 2B		CS 1B		4-3		IBB		SH 1B BB	3	1	2	0	2	0	0
Frank Taveras, R (1, 6) OBP: 0.322, SLG: 0.331	SH4-3 2-3		F2			3B 1B	K		SH 1B 1-3	3	1	1	0	0	1	3
Claudell Washington, L (1, 9) OBP: 0.302, SLG: 0.423	F6		CS 1-2	E S BB		K		K	K	4	0	0	0	1	3	4
Joel Youngblood, R (1, 8) OBP: 0.341, SLG: 0.410	K			F8 1-3		4-3 3B 1-H		BB BB 1B	1B IBB	4	2	2	1	1	1	2
Steve Henderson, R (1, 7) OBP: 0.363, SLG: 0.394		K		6-3		4-3 3-H		BB 1B BB 1-2	FC5-4 1B 1-2 2-3 3-H	4	1	1	2	1	1	1
Ron Hodges, L (1, 2) OBP: 0.388, SLG: 0.289 Dan Norman, R (8, PR) OBP: 0.191, SLG: 0.298 Tom Hausman, R (8, 1) Jose Cardenal, R (9, PH) OBP: 0.262, SLG: 0.162 Neil Allen, R (9, 1) OBP: 0.091, SLG: 0.091		5-3 1B		BB		4-3		F9 1B BB 1-2 2-3	F6	2 0 0 1 0	0 0 0 0 0	1 0 0 0 0	0 0 0 0 0	2 0 0 0 0	0 0 0 0 0	0 0 0 3 0
Alex Trevino, R (1, 5) OBP: 0.361, SLG: 0.324 (8, 2)		5-3 1-2		L7			E6 SH3	1-2 2-H 3-H 1B	FC5-4 1-2f	5	0	1	2	0	0	6
Doug Flynn, R (1, 4) OBP: 0.274, SLG: 0.262		F7			F3		SH3 1-2	F9 2-3		3	0	0	0	0	0	3
Mark Bomback, R (1, 1) OBP: 0.300, SLG: 0.250 Pete Falcone, L (5, 1) OBP: 0.158, SLG: 0.111 John Stearns, R (7, PH) OBP: 0.352, SLG: 0.382 Ed Glynn, R (7, 1) Elliott Maddox, R (8, PH) OBP: 0.394, SLG: 0.376 (8, 5)			K		K		K	5-3		2 0 1 0 1	0 0 0 0 0	0 0 0 0 0	0 0 0 0 0	2 0 1 0 0	0 0 1 0 0	0 0 1 0 2

AB	33	1B: 6	SF: 0	WP: 0	PA: 44
R	5	2B: 1	SAC: 3	PB: 0	
H	8	3B: 1	DP: 0	SB: 1	
RBI	5	HR: 0	HBP: 0	CS: 1	
BB	7				
SO	9				
LOB	25				

Inning Stats	1	2	3	4	5	6	7	8	9
	R: 0 E: 0 K: 1 S: 6	H: 1 LOB: 1 BB: 0 P: 6	R: 0 E: 0 K: 1 S: 6	H: 1 LOB: 1 BB: 0 P: 6	R: 0 E: 0 K: 1 S: 5	H: 1 LOB: 0 BB: 0 P: 5	R: 0 E: 0 K: 0 S: 3	H: 0 LOB: 2 BB: 2 P: 11	R: 0 E: 0 K: 1 S: 5	H: 0 LOB: 0 BB: 0 P: 5
	R: 2 E: 0 K: 1 S: 7	H: 2 LOB: 0 BB: 0 P: 7	R: 0 E: 1 K: 2 S: 8	H: 0 LOB: 2 BB: 1 P: 12	R: 2 E: 0 K: 1 S: 7	H: 2 LOB: 2 BB: 2 P: 15	R: 1 E: 1 K: 1 S: 7	H: 1 LOB: 3 BB: 2 P: 15		

PITCHER		IP	WLS	BF	H	R	ER	SO	BB	IBB	HBP	BLK	WP	HR	S	P	ERA	WHIP
Dan Larson, R ERA: 3.48	(1, 1)	6.1		26	5	2	2	5	2	0	0	0	0	0	34	42	2.84	1.105
Lerrin LaGrow, R ERA: 3.74	(7, 1)	0.2		3	0	0	0	2	0	1	0	0	0	0	6	10	0.00	0.000
Ron Reed, R ERA: 3.42	(8, 1)	0.1		5	2	2	2	1	2	0	0	0	0	0	5	13	54.00	12.000
Kevin Saucier, L ERA: 2.63	(8, 1)	1.2	L	9	1	1	0	1	1	1	0	0	0	0	9	17	0.00	1.200

PITCHER	IP	WLS	BF	H	R	ER	SO	BB	IBB	HBP	BLK	WP	HR	S	P	ERA	WHIP

Batter	1	2	3	4	5	6	7	8	9	AB	R	H	RBI	BB	SO	LOB
Pete Rose, S (1, 3) OBP: 0.372, SLG: 0.373	G3		SH1-4 1-2 BB		2B 2B	1B 1-2 BB		F4		3	1	1	0	2	0	0
Manny Trillo, R (1, 4) OBP: 0.367, SLG: 0.394	1-5-3 1B		SH1-4 1-2 2-3		6-3	1B 1-2 2-H		F9		4	0	2	0	0	0	1
Greg Gross, L (1, 9) OBP: 0.282, SLG: 0.274 Lonnie Smith, R (7, PH) OBP: 0.426, SLG: 0.500 (8, 9)	1-5-3 1-2		F2		3B 2-H 2B		E S 2B 1B	K		3 2	1 1	1 1	1 0	0 1	0 0	3 0
Greg Luzinski, R (1, 7) OBP: 0.380, SLG: 0.527	FC4-6 HBP		K		K	2B 1-3 BB			F7	3	0	0	0	1	2	3
Garry Maddox, R (1, 8) OBP: 0.287, SLG: 0.404	FC4-6 1-2f			1B SF9 1B	3B 2-H	FC5 1-3 3-H 2B			F3	5	1	3	2	0	0	2
Keith Moreland, R (1, 2) OBP: 0.250, SLG: 0.395		F8		SF9 1-3 FC1-2 1B	F3	F8			K	5	0	1	0	0	1	3
Ramon Aviles, R (1, 6) OBP: 0.372, SLG: 0.412		G3		SF9 2-3 3-H		F7	IBB			2	0	0	1	1	0	0
John Vukovich, R (1, 5) OBP: 0.067, SLG: 0.067		G3		FC1-2 3-H		K	F8			4	0	0	0	0	1	4
Dan Larson, R (1, 1) OBP: 0.286, SLG: 0.167			SH1-4 BB BB	1-3		1B BB 1B	FC5 2-3f			2	0	1	0	1	0	1
Lerrin LaGrow, R (7, 1) OBP: 0.333, SLG: 0.333										0	0	0	0	0	0	0
Bob Boone, R (7, PH) OBP: 0.283, SLG: 0.348										1	0	0	0	0	0	3
Ron Reed, R (8, 1)										0	0	0	0	0	0	0
Kevin Saucier, L (8, 1)										0	0	0	0	0	0	0
Inning Stats	R: 0 E: 0 K: 0 S: 4 H: 1 LOB: 2 BB: 0 P: 5	R: 0 E: 0 K: 0 S: 3 H: 0 LOB: 0 BB: 0 P: 3	R: 0 E: 0 K: 1 S: 5 H: 0 LOB: 2 BB: 2 P: 13	R: 1 E: 0 K: 0 S: 5 H: 2 LOB: 1 BB: 0 P: 5	R: 2 E: 0 K: 1 S: 8 H: 3 LOB: 1 BB: 0 P: 8	R: 0 E: 0 K: 1 S: 6 H: 2 LOB: 2 BB: 1 P: 10	R: 1 E: 0 K: 0 S: 5 H: 2 LOB: 3 BB: 2 P: 13	R: 0 E: 0 K: 1 S: 5 H: 0 LOB: 0 BB: 0 P: 5	R: 0 E: 0 K: 1 S: 5 H: 0 LOB: 0 BB: 0 P: 5	1B: 6 2B: 3 3B: 1 HR: 0 SF: 1 SAC: 1 DP: 0 HBP: 1						

PITCHER		IP	WLS	BF	H	R	ER	SO	BB	IBB	HBP	BLK	WP	HR	S	P	ERA	WHIP
Mark Bomback, R ERA: 4.13	(1, 1)	4.2		23	6	3	3	2	2	0	1	0	0	0	24	33	5.79	1.714
Pete Falcone, L ERA: 5.32	(5, 1)	1.1		6	2	0	0	1	1	0	0	0	0	0	7	11	0.00	2.250
Ed Glynn, L ERA: 3.41	(7, 1)	1.0		7	2	1	1	0	1	1	0	0	0	0	5	13	9.00	3.000
Tom Hausman, R ERA: 3.58	(8, 1)	1.0	W	3	0	0	0	1	0	0	0	0	0	0	5	5	0.00	0.000
Neil Allen, R ERA: 3.33	(9, 1)	1.0	S	3	0	0	0	1	0	0	0	0	0	0	5	5	0.00	0.000

PITCHER	IP	WLS	BF	H	R	ER	SO	BB	IBB	HBP	BLK	WP	HR	S	P	ERA	WHIP

BOTTOM

New York Mets @ Philadelphia Phillies

Veterans Stadium, Philadelphia, PA

Sat Jun 28 1980, 3:38 AM EDT

Att. 47,169 - Unknown

livebaseballscorecards.com

AB	34
R	4
H	10
RBI	4
BB	5
SO	5
LOB	20

Batter	1	2	3	4	5	6	7	8	9	AB	R	H	RBI	BB	SO	LOB
Lee Mazzilli, S (1, 3) (8, 8) OBP: 0.373, SLG: 0.365	F2			F8		P2-3 1B		K	F8	5	0	1	0	0	1	2
Frank Taveras, R (1, 6) OBP: 0.320, SLG: 0.329	1-3			L8		P2-3 1-2f		FC6-4 WP 1-2f 2B	2-3 1B	5	1	1	0	0	0	2
Claudell Washington, L (1, 9) (8, 7) OBP: 0.305, SLG: 0.430	5-3			FC5 1B 1B			F8	1-H 1B 2B	F8	5	1	2	1	0	0	2
Joel Youngblood, R (1, 8) (8, 9) OBP: 0.344, SLG: 0.412		K		1-2 1B			F7	BB 2-H 1B		4	0	2	1	0	1	0
John Stearns, R (1, 2) OBP: 0.354, SLG: 0.381		5-3		FC5 2-3f			1B 1B 1B	FC5 BB BB		3	0	1	0	1	0	2
Steve Henderson, R (1, 7) OBP: 0.365, SLG: 0.393 Pete Falcone, L (8, 1) OBP: 0.158, SLG: 0.111		K	K		K		1-2 1B	1-2 2-3 BB		3 0	0 0	1 0	0 0	1 0	2 0	0 0
Elliott Maddox, R (1, 5) OBP: 0.392, SLG: 0.373			5-3		6-3		1-2 2-3 1B	FC5 2-3f		4	0	1	0	0	0	3
Doug Flynn, R (1, 4) OBP: 0.272, SLG: 0.260 Ron Hodges, L (7, PH) OBP: 0.380, SLG: 0.282 Mario Ramirez, R (7, 4) Alex Trevino, R (9, PH) OBP: 0.357, SLG: 0.320			F9		F9		K		K	2 1 0 1	0 0 0 0	0 0 0 0	0 0 0 0	0 1 0 0	0 3 0 0	0 3 0 0
Pat Zachry, R (1, 1) OBP: 0.111, SLG: 0.063 Jose Cardenal, R (8, PH) (8, 3) OBP: 0.295, SLG: 0.211			K			K		FC6-4 BB	1B 2B	2 1	0 0	0 1	0 0	2 1	0 0	0 0
Inning Stats	R: 0 E: 0 K: 0 S: 3 H: 0 LOB: 0 BB: 0 P: 3	R: 0 E: 0 K: 2 S: 7 H: 0 LOB: 0 BB: 0 P: 7	R: 0 E: 0 K: 1 S: 5 H: 0 LOB: 0 BB: 0 P: 5	R: 0 E: 0 K: 0 S: 5 H: 2 LOB: 2 BB: 0 P: 5	R: 0 E: 0 K: 1 S: 5 H: 0 LOB: 0 BB: 0 P: 5	R: 0 E: 0 K: 1 S: 5 H: 1 LOB: 0 BB: 0 P: 5	R: 0 E: 0 K: 1 S: 8 H: 3 LOB: 3 BB: 0 P: 8	R: 2 E: 0 K: 1 S: 7 H: 2 LOB: 3 BB: 3 P: 19	R: 0 E: 0 K: 1 S: 7 H: 2 LOB: 2 BB: 0 P: 7	1B: 8 2B: 3 3B: 0 HR: 0	SF: 0 SAC: 0 DP: 1 HBP: 0						

TOP

New York Mets @ Philadelphia Phillies

Veterans Stadium, Philadelphia, PA

Sun Jun 29 1980, 7:05 PM EDT

Att. 41,113 - Unknown

livebaseballscorecards.com

AB	36
R	2
H	10
RBI	2
BB	3
SO	8
LOB	14

WP: 1 PB: 0 SB: 0 CS: 0 PA: 39

PITCHER		IP	WLS	BF	H	R	ER	SO	BB	IBB	HBP	BLK	WP	HR	S	P	ERA	WHIP
Bob Walk, R ERA: 5.36	(1, 1)	7.2	W	31	8	2	2	7	1	0	0	0	1	0	44	48	2.35	1.174
Lerrin LaGrow, R ERA: 3.6	(8, 1)	1.1	S	8	2	0	0	1	2	0	0	0	0	0	8	16	0.00	3.000

PITCHER	IP	WLS	BF	H	R	ER	SO	BB	IBB	HBP	BLK	WP	HR	S	P	ERA	WHIP

Batter	1	2	3	4	5	6	7	8	9	AB	R	H	RBI	BB	SO	LOB
Pete Rose, S (1, 3) OBP: 0.373, SLG: 0.372	F6			1-3		1B 1-3 1B	IBB			3	1	1	0	1	0	0
Manny Trillo, R (1, 4) OBP: 0.369, SLG: 0.397	F7			E9 E		FC3-6 1-3 3-H 1B	F8			4	2	2	1	0	0	2
Bake McBride, L (1, 9) OBP: 0.322, SLG: 0.470	5-3			E3 3-H		FC3-6 1-2 3-H 1B	5-3			4	0	1	2	0	0	2
Greg Luzinski, R (1, 7) OBP: 0.379, SLG: 0.520 Lonnie Smith, R (8, PR) OBP: 0.426, SLG: 0.500 (9, 7)		SSS K		SSS K		SSS K		BBBB F9 BB 6-3 BB		3 0	0 1	0 0	0 0	1 0	3 0	3 0
Garry Maddox, R (1, 8) OBP: 0.287, SLG: 0.399		SSS K		F3		FC3-6 S 1-2f 2-3 1B		BBBB 6-3 1-2 BB		3	0	0	0	1	1	3
Keith Moreland, R (1, 2) OBP: 0.250, SLG: 0.381		5-3			6-3	S 1-2 3-H 1B		F9 2-3		4	0	1	1	0	0	2
Ramon Aviles, R (1, 6) OBP: 0.362, SLG: 0.395			F5-4-3 1B		F3	SSS K 1-2 2-3		6-3 1-2 3-H		4	0	1	1	0	1	3
John Vukovich, R (1, 5) OBP: 0.158, SLG: 0.111			F5-4-3 1-2		F8		SH1-4 1B	IBB		3	0	1	0	1	0	1
Bob Walk, R (1, 1) OBP: 0.353, SLG: 0.214 Lerrin LaGrow, R (8, 1) OBP: 0.250, SLG: 0.250			B1-3			1B 1B	SH1-4 1-2	F7		2 1	1 0	1 0	0 0	0 0	0 0	0 2
Inning Stats	R: 0 H: 0 E: 0 LOB: 0 K: 0 BB: 0 S: 3 P: 3	R: 0 H: 0 E: 0 LOB: 0 K: 2 BB: 0 S: 7 P: 7	R: 0 H: 1 E: 0 LOB: 0 K: 0 BB: 0 S: 3 P: 3	R: 1 H: 1 E: 2 LOB: 1 K: 1 BB: 0 S: 7 P: 7	R: 0 H: 0 E: 0 LOB: 0 K: 0 BB: 0 S: 3 P: 3	R: 3 H: 5 E: 0 LOB: 2 K: 2 BB: 0 S: 12 P: 12	R: 0 H: 1 E: 0 LOB: 2 K: 0 BB: 1 S: 4 P: 8	R: 1 H: 0 E: 0 LOB: 2 K: 0 BB: 3 S: 3 P: 15		1B: 8 SF: 0 2B: 0 SAC: 1 3B: 0 DP: 1 HR: 0 HBP: 0						

PITCHER		IP	WLS	BF	H	R	ER	SO	BB	IBB	HBP	BLK	WP	HR	S	P	ERA	WHIP
Pat Zachry, R ERA: 3.26	(1, 1)	7.0	L	30	8	4	3	5	0	1	0	0	0	0	39	43	3.86	1.143
Pete Falcone, L ERA: 5.37	(8, 1)	1.0		6	0	1	1	0	2	1	0	0	0	0	3	15	9.00	2.000

PITCHER	IP	WLS	BF	H	R	ER	SO	BB	IBB	HBP	BLK	WP	HR	S	P	ERA	WHIP

BOTTOM

New York Mets @ Philadelphia Phillies

Veterans Stadium, Philadelphia, PA

Sun Jun 29 1980, 7:05 PM EDT

Att. 41,113 - Unknown

livebaseballscorecards.com

AB	31
R	5
H	8
RBI	5
BB	4
SO	5
LOB	18

Chicago Cubs @ New York Mets

Shea Stadium, Flushing, NY

Tue Jul 01 1980, 7:05 PM EDT

Att. 17,531 - Unknown

TOP

livebaseballscorecards.com

Batter	1	2	3	4	5	6	7	8	9	AB	R	H	RBI	BB	SO	LOB
Ivan De Jesus, R (1, 6) OBP: 0.341, SLG: 0.383	F9		1B		BB		HR 1B		K	2	0	1	0	1	0	0
Cliff Johnson, R (7, PH) OBP: 0.322, SLG: 0.372										1	0	1	0	0	0	0
Mick Kelleher, R (7, PR) OBP: 0.205, SLG: 0.146										1	1	0	0	0	1	0
(7, 6)																
Lenny Randle, S (1, 5) OBP: 0.366, SLG: 0.389	F9		F8		F8		HR		F6	5	1	1	3	0	0	3
Bill Buckner, L (1, 3) OBP: 0.342, SLG: 0.425	1-3		1-3 1B		F7		P5			4	0	1	0	0	0	3
Bill Caudill, R (7, 1)										0	0	0	0	0	0	0
Bruce Sutter, R (7, 1)										0	0	0	0	0	0	0
Jerry Martin, R (1, 8) OBP: 0.302, SLG: 0.490		E 2B	F9			K		K		4	1	1	0	0	2	2
Ken Henderson, S (1, 7) OBP: 0.354, SLG: 0.353		E1 7-2 2-H		K		K		F8		4	0	0	0	0	2	0
Barry Foote, R (1, 2) OBP: 0.315, SLG: 0.475		7-2 3-Hf		K		5-3		2B		4	0	1	0	0	1	1
Scot Thompson, L (1, 9) OBP: 0.301, SLG: 0.302		FC6-4 1B		K			F6	IBB		3	0	1	0	1	1	0
(7, 3)																
Mike Tyson, R (1, 4) OBP: 0.305, SLG: 0.355		FC6-4 1-2f			F9		F7	F4-3		2	0	0	0	0	0	1
Larry Biittner, L (7, PH) OBP: 0.340, SLG: 0.368										1	0	0	0	0	0	0
Steve Dillard, R (7, 4) OBP: 0.333, SLG: 0.359										1	0	0	0	0	0	2
Dennis Lamp, R (1, 1) OBP: 0.205, SLG: 0.139			6-3		BB 1B		E5 1B HR		K	2	0	1	0	0	0	0
Mike Vail, R (7, PH) OBP: 0.362, SLG: 0.439										2	1	0	0	0	1	0
(7, 9)																

	AB	36
	R	4
	H	8
	RBI	3
	BB	2
	SO	8
	LOB	12

Inning Stats	1	2	3	4	5	6	7	8	9
R	0	1	0	0	0	0	3	0	0
E	0	1	0	0	0	0	1	0	0
K	0	0	0	3	0	2	0	1	2
S	3	5	5	9	4	7	6	6	7
H	0	2	2	0	1	0	2	1	0
LOB	0	1	2	0	2	0	1	2	0
BB	0	0	0	0	1	0	0	1	0
P	3	5	5	9	8	7	6	10	7

	1B	5
	2B	3
	3B	0
	HR	1
	SF	0
	SAC	0
	DP	1
	HBP	0

	WP	0	PA	38
	PB	0		
	SB	0		
	CS	0		

PITCHER		IP	WLS	BF	H	R	ER	SO	BB	IBB	HBP	BLK	WP	HR	S	P	ERA	WHIP
Craig Swan, R ERA: 2.6	(1, 1)	7.0	L	30	7	4	1	5	1	0	0	0	0	1	39	43	1.29	1.143
Jeff Reardon, R ERA: 3.0	(8, 1)	2.0		8	1	0	0	3	0	1	0	0	0	0	13	17	0.00	0.500

PITCHER	IP	WLS	BF	H	R	ER	SO	BB	IBB	HBP	BLK	WP	HR	S	P	ERA	WHIP

Batter	1	2	3	4	5	6	7	8	9	AB	R	H	RBI	BB	SO	LOB
Lee Mazzilli, S (1, 8) OBP: 0.373, SLG: 0.375	G3		F6			1-H HR	BBBB 4-0 1-2 1-3 BB		G3	4	1	1	2	1	0	1
Frank Taveras, R (1, 6) OBP: 0.316, SLG: 0.324	F4			5-3		6-3	1-2 2-3 1-3			4	0	0	0	0	0	2
Claudell Washington, L (1, 7) OBP: 0.304, SLG: 0.425	4-3			6-3		1B 1B 1B	SSS 0-3 K			4	1	1	0	0	1	2
Joel Youngblood, R (1, 9) OBP: 0.346, SLG: 0.413		E5		WP 1B		1B 1-2 1B		SSS 0-3 K		4	0	2	0	0	1	0
Mike Jorgensen, L (1, 3) OBP: 0.351, SLG: 0.431		SSS 0-3 K		6-3 1-2		F7		F9		4	0	0	0	0	1	4
John Stearns, R (1, 2) OBP: 0.352, SLG: 0.379		F6			SSS 0-3 K	1-3 2-H 1B		F2		4	0	1	1	0	1	1
Elliott Maddox, R (1, 5) OBP: 0.390, SLG: 0.371		SSS 0-3 K			4-3	5-3			SH3-4 1B	4	0	1	0	0	1	3
Doug Flynn, R (1, 4) OBP: 0.273, SLG: 0.261			F4-3		F4-3		1-3 BB 1B		SH3-4 1-2	3	0	1	0	0	0	0
Craig Swan, R (1, 1) OBP: 0.344, SLG: 0.250			5-3			HR 1B	P6		5-3	2	1	1	0	0	0	0
Ron Hodges, L (7, PH) OBP: 0.373, SLG: 0.275										1	0	0	0	0	0	1
Jeff Reardon, R (8, 1)										0	0	0	0	0	0	0
Steve Henderson, R (9, PH) OBP: 0.364, SLG: 0.391										1	0	0	0	0	0	1
Inning Stats	R: 0 E: 0 K: 0 S: 3 H: 0 LOB: 0 P: 3	R: 0 E: 1 K: 2 S: 8 H: 0 LOB: 1 BB: 0 P: 8	R: 0 E: 0 K: 0 S: 3 H: 0 LOB: 0 BB: 0 P: 3	R: 0 E: 0 K: 0 S: 4 H: 1 LOB: 1 BB: 0 P: 4	R: 0 E: 0 K: 1 S: 5 H: 0 LOB: 0 BB: 0 P: 5	R: 3 E: 0 K: 0 S: 8 H: 5 LOB: 2 BB: 0 P: 8	R: 0 E: 0 K: 1 S: 6 H: 1 LOB: 2 BB: 1 P: 10	R: 0 E: 0 K: 1 S: 5 H: 0 LOB: 0 BB: 0 P: 5	R: 0 E: 0 K: 0 S: 4 H: 1 LOB: 1 BB: 0 P: 4	1B: 7 2B: 0 3B: 0 HR: 1	SF: 0 SAC: 1 DP: 0 HBP: 0						

PITCHER	IP	WLS	BF	H	R	ER	SO	BB	IBB	HBP	BLK	WP	HR	S	P	ERA	WHIP
Dennis Lamp, R (1, 1) ERA: 4.47	6.0	W	25	6	3	3	3	0	0	0	0	1	1	31	31	4.50	1.000
Bill Caudill, R (7, 1) ERA: 1.99	0.1		3	1	0	0	0	1	0	0	0	0	0	2	6	0.00	6.000
Bruce Sutter, R (7, 1) ERA: 3.09	2.2	S	9	1	0	0	2	0	0	0	0	0	0	13	13	0.00	0.375

PITCHER	IP	WLS	BF	H	R	ER	SO	BB	IBB	HBP	BLK	WP	HR	S	P	ERA	WHIP

BOTTOM

Chicago Cubs @ New York Mets

Shea Stadium, Flushing, NY

Tue Jul 01 1980, 7:05 PM EDT

Att. 17,531 - Unknown

livebaseballscorecards.com

AB	35
R	3
H	8
RBI	3
BB	1
SO	5
LOB	15

WP: 1 PA: 37
PB: 0
SB: 0
CS: 0

Batter	1	2	3	4	5	6	7	8	9	AB	R	H	RBI	BB	SO	LOB
Ivan De Jesus, R (1, 6) OBP: 0.343, SLG: 0.381	BBBB 4-0 FC4 BB			BBBB 4-0 F8 BB		x 0-0 ① F8	SSS 0-3 ① K			2	0	0	0	2	1	0
Lenny Randle, S (1, 5) OBP: 0.365, SLG: 0.384	x 0-0 ① FC4 CS 1-2f			BBBB 4-0 CS 1-2 BB		x 0-0 ② G3			x 0-0 ② F1-4-3	3	0	0	0	1	0	1
Bill Buckner, L (1, 3) OBP: 0.336, SLG: 0.418	x 0-0 ②③ F6 1-2			x 0-0 ① F8 2-3		x 0-0 ③ 6-3			x 0-0 ③ F7	4	0	0	0	0	0	3
Mike Vail, R (1, 7) OBP: 0.356, SLG: 0.431		SSS 0-3 ① K		SSS 0-3 ②③ K 1-2			SSS 0-3 ① K			3	0	0	0	0	3	2
Jerry Martin, R (1, 8) OBP: 0.299, SLG: 0.484		x 0-0 ② F9			SSS 0-3 ① K		SSS 0-3 ② K			3	0	0	0	0	2	0
Barry Foote, R (1, 2) OBP: 0.316, SLG: 0.479		x 0-0 ③ F8			x 0-0 3B 2B		x 0-0 ③ L7			3	1	1	0	0	0	0
Scot Thompson, L (1, 9) OBP: 0.295, SLG: 0.295			x 0-0 ① F4-3		x 0-0 ② F6			x 0-0 ① 3-1		3	0	0	0	0	0	1
Mike Tyson, R (1, 4) OBP: 0.308, SLG: 0.376			x 0-0 ② 1-3		x 0-0 2-H 3B			x 0-0 ② 6-3		2	0	1	1	0	0	0
Larry Biittner, L (8, PH) OBP: 0.338, SLG: 0.365										1	0	0	0	0	0	0
Mick Kelleher, R (8, 4) OBP: 0.205, SLG: 0.146										0	0	0	0	0	0	0
Rick Reuschel, R (1, 1) OBP: 0.162, SLG: 0.216			SSS 0-3 ③ K		x 0-0 ③ F8			x 0-0 ③ 1-3		2	0	0	0	0	1	1
Ken Henderson, S (8, PH) OBP: 0.349, SLG: 0.348										1	0	0	0	0	0	0
Dick Tidrow, R (8, 1)										0	0	0	0	0	0	0
Inning Stats	R: 0 E: 0 K: 0 S: 2 H: 0 LOB: 0 BB: 1 P: 6	R: 0 E: 0 K: 1 S: 5 H: 0 LOB: 0 BB: 0 P: 5	R: 0 E: 0 K: 1 S: 5 H: 0 LOB: 0 BB: 0 P: 5	R: 0 E: 0 K: 1 S: 4 H: 0 LOB: 1 BB: 2 P: 12	R: 1 E: 0 K: 1 S: 7 H: 2 LOB: 1 BB: 0 P: 7	R: 0 E: 0 K: 0 S: 3 H: 0 LOB: 0 BB: 0 P: 3	R: 0 E: 0 K: 2 S: 7 H: 0 LOB: 0 BB: 0 P: 7	R: 0 E: 0 K: 0 S: 3 H: 0 LOB: 0 BB: 0 P: 3	R: 0 E: 0 K: 1 S: 5 H: 0 LOB: 0 BB: 0 P: 5	1B: 0 2B: 1 3B: 1 HR: 0	SF: 0 SAC: 0 DP: 0 HBP: 0						

PITCHER		IP	WLS	BF	H	R	ER	SO	BB	IBB	HBP	BLK	WP	HR	S	P	ERA	WHIP
John Pacella, R ERA: 3.97	(1, 1)	7.1	W	25	2	1	1	6	3	0	0	0	0	0	34	46	1.23	0.682
Neil Allen, R ERA: 3.23	(8, 1)	1.2	S	5	0	0	0	1	0	0	0	0	0	0	7	7	0.00	0.000

PITCHER	IP	WLS	BF	H	R	ER	SO	BB	IBB	HBP	BLK	WP	HR	S	P	ERA	WHIP

TOP

Chicago Cubs @ New York Mets

Shea Stadium, Flushing, NY

Wed Jul 02 1980, 3:33 AM EDT

Att. 10,511 - Unknown

livebaseballscorecards.com

AB	27
R	1
H	2
RBI	1
BB	3
SO	7
LOB	8

WP: 0	PA: 30																	
PB: 0																		
SB: 0																		
CS: 2																		

Batter	1	2	3	4	5	6	7	8	9	AB	R	H	RBI	BB	SO	LOB
Lee Mazzilli, S (1, 8) OBP: 0.378, SLG: 0.390	HR		F6		FC4-6 IBB		1B PB 1B			3	1	2	1	1	0	0
Frank Taveras, R (1, 6) OBP: 0.315, SLG: 0.323	F9		1B SF8 1B		FC4-6 FC4-6 1-2f 2-3		F7 1-2			4	1	1	0	0	0	3
Claudell Washington, L (1, 7) OBP: 0.309, SLG: 0.427	3-1		CS 1-3 1B		FC4-6 1-2f		1B 2-3			4	0	2	0	0	0	2
Joel Youngblood, R (1, 9) OBP: 0.345, SLG: 0.409	2B BB		SF8 3-H			1-3	K			2	1	0	1	1	1	2
Mike Jorgensen, L (1, 3) OBP: 0.354, SLG: 0.446	1-H 2B		CS 1-2	F7		FC6-4 2B		G2		4	0	2	1	0	0	0
John Stearns, R (1, 2) OBP: 0.351, SLG: 0.375	F3			6-3		FC6-4 IBB		F8		3	0	0	0	1	0	1
Elliott Maddox, R (1, 5) OBP: 0.388, SLG: 0.369		1-3		F9		FC6-4 1-2f 2-3		1B		4	0	1	0	0	0	2
Doug Flynn, R (1, 4) OBP: 0.272, SLG: 0.261		F4-3			FC4-6 SH1-4 1B	F7		F3		4	0	1	0	0	0	3
John Pacella, R (1, 1) OBP: 0.091, SLG: 0.091 Neil Allen, R (8, 1) OBP: 0.091, SLG: 0.091		5-3			SH1-4 1-2		K			2 0	0 0	0 0	0 0	0 0	1 0	0 0
Inning Stats	R: 2 E: 0 K: 0 S: 5 H: 2 LOB: 1 BB: 1 P: 9	R: 0 E: 0 K: 0 S: 3 H: 0 LOB: 0 BB: 0 P: 3	R: 1 E: 0 K: 0 S: 4 H: 2 LOB: 0 BB: 0 P: 4	R: 0 E: 0 K: 0 S: 3 H: 0 LOB: 0 BB: 0 P: 3	R: 0 E: 0 K: 0 S: 4 H: 1 LOB: 2 BB: 1 P: 8	R: 0 E: 0 K: 0 S: 4 H: 1 LOB: 2 BB: 1 P: 8	R: 0 E: 0 K: 2 S: 9 H: 2 LOB: 2 BB: 0 P: 9	R: 0 E: 0 K: 0 S: 4 H: 1 LOB: 1 BB: 0 P: 4		1B: 6 2B: 2 3B: 0 HR: 1 SF: 1 SAC: 1 DP: 0 HBP: 0						

PITCHER	IP	WLS	BF	H	R	ER	SO	BB	IBB	HBP	BLK	WP	HR	S	P	ERA	WHIP
Rick Reuschel, R (1, 1) ERA: 3.97	7.0	L	31	8	3	3	2	1	2	0	0	0	1	32	44	3.86	1.286
Dick Tidrow, R (8, 1) ERA: 2.28	1.0		4	1	0	0	0	0	0	0	0	0	0	4	4	0.00	1.000

PITCHER	IP	WLS	BF	H	R	ER	SO	BB	IBB	HBP	BLK	WP	HR	S	P	ERA	WHIP

BOTTOM

Chicago Cubs @ New York Mets

Shea Stadium, Flushing, NY

Wed Jul 02 1980, 3:33 AM EDT

Att. 10,511 - Unknown

livebaseballscorecards.com

AB	30
R	3
H	9
RBI	3
BB	3
SO	2
LOB	13

WP: 0 PB: 1 SB: 0 CS: 1 PA: 36

Batter	1	2	3	4	5	6	7	8	9	AB	R	H	RBI	BB	SO	LOB
Ron LeFlore, R (1, 7) OBP: 0.331, SLG: 0.358	6-3		F8		2-H 2B			K		4	0	1	1	0	1	0
Rodney Scott, S (1, 4) OBP: 0.306, SLG: 0.287	6-3		5-3		G3			F7		4	0	0	0	0	0	1
Stan Bahnsen, R (8, 1) OBP: 0.429, SLG: 0.400										0	0	0	0	0	0	0
Andre Dawson, R (1, 8) OBP: 0.377, SLG: 0.506	F9			G1-6-3 E 1B		G3-6 1B			G3	4	0	2	0	0	0	0
Gary Carter, R (1, 2) OBP: 0.309, SLG: 0.452		1B SF8 2B		E5 G1-6-3 1-2		F6			K	4	1	1	0	0	1	2
Warren Cromartie, L (1, 3) OBP: 0.356, SLG: 0.448		SF8 1B 2-3		G1-6-3 1-2f 2-3		G3-6 1-2f			F9	4	0	1	0	0	0	3
Larry Parrish, R (1, 5) OBP: 0.273, SLG: 0.415		SF8 1-2 3-H		F7			F4-3			2	0	0	1	0	0	1
Rowland Office, L (1, 9) OBP: 0.315, SLG: 0.372		F9			F4-3		F8			3	0	0	0	0	0	1
Chris Speier, R (1, 6) OBP: 0.353, SLG: 0.342		K			E5 2B		1-3			3	1	0	0	0	1	1
Charlie Lea, R (1, 1)			F4-3		F4			F4-3		0	0	0	0	0	0	0
Brad Mills, L (3, PH) OBP: 0.322, SLG: 0.309										1	0	0	0	0	0	0
Fred Norman, S (3, 1)										0	0	0	0	0	0	0
Tom Hutton, L (5, PH) OBP: 0.216, SLG: 0.176										1	0	0	0	0	0	1
Ross Grimsley, L (5, 1) OBP: 0.222, SLG: 0.333										0	0	0	0	0	0	0
Tony Bernazard, S (8, PH) OBP: 0.292, SLG: 0.319										1	0	0	0	0	0	0
(8, 4)																

TOP

Montreal Expos @ New York Mets

Shea Stadium, Flushing, NY

Thu Jul 03 1980, 7:05 PM EDT

Att. 12,585 - Unknown

livebaseballscorecards.com

AB	31
R	2
H	5
RBI	2
BB	0
SO	3
LOB	10

Inning Stats	1	2	3	4	5	6	7	8	9
R	0	1	0	0	1	0	0	0	0
E	0	0	0	1	1	0	0	0	0
K	0	1	0	0	0	0	0	1	1
S	3	7	3	4	5	3	3	5	5
H	0	2	0	1	1	1	0	0	0
LOB	0	1	0	1	1	0	0	0	0
BB	0	0	0	0	0	0	0	0	0
P	3	7	3	4	5	3	3	5	5

1B	3
2B	2
3B	0
HR	0
SF	1
SAC	0
DP	2
HBP	0
WP	0
PB	0
SB	0
CS	0
PA	32

PITCHER		IP	WLS	BF	H	R	ER	SO	BB	IBB	HBP	BLK	WP	HR	S	P	ERA	WHIP
Ray Burris, R ERA: 3.43	(1, 1)	2.0		8	2	1	1	1	0	0	0	0	0	0	10	10	4.50	1.000
Tom Hausman, R ERA: 3.33	(3, 1)	5.0	W	18	3	1	0	0	0	0	0	0	0	0	18	18	0.00	0.600
Jeff Reardon, R ERA: 2.86	(8, 1)	2.0		6	0	0	0	2	0	0	0	0	0	0	10	10	0.00	0.000

PITCHER	IP	WLS	BF	H	R	ER	SO	BB	IBB	HBP	BLK	WP	HR	S	P	ERA	WHIP

Batter	1	2	3	4	5	6	7	8	9	AB	R	H	RBI	BB	SO	LOB
Lee Mazzilli, S (1, 8) OBP: 0.380, SLG: 0.407	F6	HR 2-H 3-H			P4		2B 1-3			4	2	2	3	0	0	1
Frank Taveras, R (1, 6) OBP: 0.311, SLG: 0.319	F4	F9			F8		G3			4	0	0	0	0	0	3
Claudell Washington, L (1, 9) OBP: 0.307, SLG: 0.435	4-3	4-3			L7		3B 2-H 3-H			4	0	1	2	0	0	1
John Stearns, R (1, 2) OBP: 0.349, SLG: 0.373		F5	F7			1B 6-3 SH1-4	6-3			4	0	1	0	0	0	1
Mike Jorgensen, L (1, 3) OBP: 0.354, SLG: 0.440		BB 1B E B B B B	F2			SH1-4 1-2		P3		2	1	0	0	1	0	0
Steve Henderson, R (1, 7) OBP: 0.362, SLG: 0.386		E6 1B 1-2		BB FC5-4 B B B B		6-3 2-3		G3		3	1	0	0	1	0	2
Alex Trevino, R (1, 5) OBP: 0.352, SLG: 0.316		HR 3-1 1B 1-3 2-H		FC5-4 CS 1-2f		L8		6-3		4	1	1	1	0	0	2
Doug Flynn, R (1, 4) OBP: 0.277, SLG: 0.266		HR 3-1 1B 1-2 3-H		F6-3 1-2			1B 2B 3B			3	2	2	1	0	0	1
Ray Burris, R (1, 1) OBP: 0.074, SLG: 0.074		3-1 1-2 2-3			1B		F7			0	0	0	0	0	0	0
Ron Hodges, L (2, PH) OBP: 0.365, SLG: 0.268										1	0	0	0	0	0	2
Tom Hausman, R (3, 1) OBP: 0.083, SLG: 0.083										1	0	1	0	0	0	0
Dan Norman, R (7, PH) OBP: 0.188, SLG: 0.292										1	0	0	0	0	0	1
Jeff Reardon, R (8, 1)										0	0	0	0	0	0	0
Inning Stats	R: 0 E: 0 K: 0 S: 3 H: 0 LOB: 0 BB: 0 P: 3	R: 5 E: 1 K: 0 S: 7 H: 3 LOB: 0 BB: 1 P: 11	R: 0 E: 0 K: 0 S: 3 H: 0 LOB: 0 BB: 0 P: 3	R: 0 E: 0 K: 0 S: 2 H: 0 LOB: 0 BB: 1 P: 6	R: 0 E: 0 K: 0 S: 4 H: 1 LOB: 1 BB: 0 P: 4	R: 0 E: 0 K: 0 S: 4 H: 1 LOB: 1 BB: 0 P: 4	R: 2 E: 0 K: 0 S: 6 H: 3 LOB: 1 BB: 0 P: 6	R: 0 E: 0 K: 0 S: 3 H: 0 LOB: 0 BB: 0 P: 3		1B: 5 2B: 1 3B: 1 HR: 1	SF: 0 SAC: 1 DP: 0 HBP: 0				WP: 0 PB: 0 SB: 0 CS: 1	PA: 34	

PITCHER		IP	WLS	BF	H	R	ER	SO	BB	IBB	HBP	BLK	WP	HR	S	P	ERA	WHIP
Charlie Lea, R ERA: 2.9	(1, 1)	2.0	L	11	3	5	1	0	1	0	0	0	0	1	10	14	4.50	2.000
Fred Norman, L ERA: 5.6	(3, 1)	2.0		6	0	0	0	0	1	0	0	0	0	0	5	9	0.00	0.500
Ross Grimsley, L ERA: 6.1	(5, 1)	3.0		14	5	2	2	0	0	0	0	0	0	0	14	14	6.00	1.667
Stan Bahnsen, R ERA: 2.14	(8, 1)	1.0		3	0	0	0	0	0	0	0	0	0	0	3	3	0.00	0.000

PITCHER	IP	WLS	BF	H	R	ER	SO	BB	IBB	HBP	BLK	WP	HR	S	P	ERA	WHIP

BOTTOM

Montreal Expos @ New York Mets

Shea Stadium, Flushing, NY

Thu Jul 03 1980, 7:05 PM EDT

Att. 12,585 - Unknown

livebaseballscorecards.com

AB	31
R	7
H	8
RBI	7
BB	2
SO	0
LOB	14

Montreal Expos @ New York Mets

Shea Stadium, Flushing, NY

Fri Jul 04 1980, 7:05 PM EDT

Unknown

TOP

livebaseballscorecards.com

Batter	1	2	3	4	5	6	7	8	9	AB	R	H	RBI	BB	SO	LOB
Ron LeFlore, R (1, 7) OBP: 0.335, SLG: 0.362	S, SH, 1B	FC6-5, 1B		E6, FC5-6, 1B 1-2	FC6-4, 1B		F4			5	2	3	0	0	0	3
Rodney Scott, S (1, 4) OBP: 0.305, SLG: 0.286	SH, 1-3, 1B 1-H	CS, FC6-5 1-2		FC5-6, 1B 1-2 2-3f	FC6-4 1-2f			6-3		4	2	1	0	0	0	3
Andre Dawson, R (1, 8) OBP: 0.374, SLG: 0.500	1-3 2-3	FC6-5, 1B 1-2 2-3f		1B 1-3 2-H		F8		E1		5	0	1	1	0	0	3
Gary Carter, R (1, 2) OBP: 0.311, SLG: 0.451	S, S, S K	1-2 2-3		1B 1-3 3-H		6-3		S, S, S K		5	0	2	1	0	2	2
Warren Cromartie, L (1, 3) OBP: 0.357, SLG: 0.448	1B, BB, 1B 3-H	L8		1-3		F4-3		F4-3		5	1	2	1	0	0	3
Larry Parrish, R (1, 5) OBP: 0.283, SLG: 0.417	BB, BB, 1B 1-3	F5		IBB			F9		G3, 1B	4	0	2	0	1	0	0
Rowland Office, L (1, 9) OBP: 0.318, SLG: 0.369 Bob Pate, R (4, PH) OBP: 0.314, SLG: 0.333 (4, 9) Jerry White, S (7, PH) OBP: 0.346, SLG: 0.493 (7, 9)	B, B, B, B BB, BB 1-2	F4-3		F4			F4-3		F3	1 1 2	0 0 0	0 0 0	0 0 0	1 0 0	0 0 0	0 3 1
Chris Speier, R (1, 6) OBP: 0.354, SLG: 0.340	B, B, B, B FC6-4, BB 1-2 2-3 3-H	F3			F9		1B 1-2		G3 1-2	4	0	1	1	1	0	1
David Palmer, R (1, 1) OBP: 0.303, SLG: 0.290 Fred Norman, S (6, 1) Tom Hutton, L (7, PH) OBP: 0.237, SLG: 0.200 Ross Grimsley, L (7, 1) OBP: 0.222, SLG: 0.333 John Tamargo, S (9, PH) OBP: 0.303, SLG: 0.333	FC6-4 1-2f			FC5-6, E, 1B	F8		1B 1-2		6-3	3 0 1 0 1	0 0 0 0 0	1 0 1 0 0	0 0 0 0 0	0 0 0 0 0	0 0 0 0 0	3 0 0 0 1
Inning Stats	R: 3 E: 1 K: 1 S: 9 H: 3 LOB: 3 BB: 2 P: 17	R: 0 E: 0 K: 0 S: 5 H: 3 LOB: 2 BB: 0 P: 5	R: 0 E: 0 K: 0 S: 3 H: 0 LOB: 0 BB: 0 P: 3	R: 2 E: 1 K: 0 S: 7 H: 4 LOB: 3 BB: 1 P: 11	R: 0 E: 0 K: 0 S: 4 H: 1 LOB: 1 BB: 0 P: 4	R: 0 E: 0 K: 0 S: 3 H: 0 LOB: 0 BB: 0 P: 3	R: 0 E: 0 K: 0 S: 5 H: 2 LOB: 2 BB: 0 P: 5	R: 0 E: 1 K: 1 S: 6 H: 0 LOB: 1 BB: 0 P: 6	R: 0 E: 0 K: 0 S: 4 H: 1 LOB: 1 BB: 0 P: 4	1B: 14 2B: 0 3B: 0 HR: 0 SF: 0 SAC: 1 DP: 0 HBP: 0						

	AB	41
	R	5
	H	14
	RBI	4
	BB	3
	SO	2
	LOB	23

WP: 0 PB: 0 SB: 1 CS: 1 PA: 45

PITCHER		IP	WLS	BF	H	R	ER	SO	BB	IBB	HBP	BLK	WP	HR	S	P	ERA	WHIP
Pat Zachry, R ERA: 3.36	(1, 1)	3.2		23	10	5	2	1	2	0	0	0	0	0	23	31	4.91	3.273
Ed Glynn, L ERA: 3.16	(4, 1)	2.1	W	9	1	0	0	0	0	1	0	0	0	0	8	12	0.00	0.429
Jeff Reardon, R ERA: 2.68	(7, 1)	3.0	S	13	3	0	0	1	0	0	0	0	0	0	15	15	0.00	1.000

PITCHER	IP	WLS	BF	H	R	ER	SO	BB	IBB	HBP	BLK	WP	HR	S	P	ERA	WHIP

Montreal Expos @ New York Mets

Shea Stadium, Flushing, NY

Fri Jul 04 1980, 7:05 PM EDT

Unknown

BOTTOM

Batter	1	2	3	4	5	6	7	8	9	AB	R	H	RBI	BB	SO	LOB
Lee Mazzilli, S (1, 8) OBP: 0.377, SLG: 0.414	K	FC3-6		G3		L6		HR		5	2	1	1	0	1	3
Frank Taveras, R (1, 6) OBP: 0.313, SLG: 0.320	1B	CS		4-3		G3		6-3		5	1	2	2	0	0	1
Claudell Washington, L (1, 9) (8, 7) OBP: 0.322, SLG: 0.447	E	E			G3		4-3			5	1	4	1	0	0	0
Joel Youngblood, R (1, 5) (8, 9) OBP: 0.342, SLG: 0.403	BB	5-3			F7		L6	6-3		4	0	0	0	1	0	3
Mike Jorgensen, L (1, 3) OBP: 0.357, SLG: 0.442	1-3		G6-4-3		G3		1B			4	2	2	0	0	0	3
John Stearns, R (1, 2) OBP: 0.352, SLG: 0.375	E6		G6-4-3		6-3		E			4	1	2	0	0	0	2
Steve Henderson, R (1, 7) OBP: 0.364, SLG: 0.388	4-3		G6-4-3			E3	E5			4	1	2	1	0	0	3
Mario Ramirez, R (8, 5)										0	0	0	0	0	0	0
Doug Flynn, R (1, 4) OBP: 0.284, SLG: 0.273		FC3-6	F6-3							4	1	3	0	0	0	0
Pat Zachry, R (1, 1) OBP: 0.111, SLG: 0.063		SH		K		SF8		K		0	0	0	0	0	0	0
Ed Glynn, R (4, 1)										1	0	0	0	0	1	0
Ron Hodges, L (6, PH) OBP: 0.365, SLG: 0.268										0	0	0	0	0	0	0
Jose Cardenal, R (6, PH) OBP: 0.289, SLG: 0.211										0	0	0	1	0	0	0
Jeff Reardon, R (7, 1)										1	0	0	0	0	1	0
Inning Stats	R: 2 E: 1 K: 1 S: 8 H: 2 LOB: 2 BB: 1 P: 12	R: 2 E: 1 K: 0 S: 6 H: 3 LOB: 1 BB: 0 P: 6	R: 1 E: 0 K: 0 S: 4 H: 2 LOB: 0 BB: 0 P: 4	R: 0 E: 0 K: 1 S: 5 H: 0 LOB: 0 BB: 0 P: 5	R: 0 E: 0 K: 0 S: 4 H: 1 LOB: 1 BB: 0 P: 4	R: 1 E: 1 K: 0 S: 5 H: 2 LOB: 1 BB: 0 P: 5	R: 2 E: 1 K: 0 S: 6 H: 4 LOB: 2 BB: 0 P: 6	R: 1 E: 0 K: 1 S: 7 H: 2 LOB: 1 BB: 0 P: 7		1B: 15 2B: 0 3B: 0 HR: 1 SF: 1 SAC: 1 DP: 1 HBP: 0						

livebaseballscorecards.com

AB	37
R	9
H	16
RBI	6
BB	1
SO	3
LOB	15

PITCHER		IP	WLS	BF	H	R	ER	SO	BB	IBB	HBP	BLK	WP	HR	S	P	ERA	WHIP
David Palmer, R ERA: 2.43	(1, 1)	5.0	L	26	10	6	3	2	1	0	0	0	0	0	29	33	5.40	2.200
Fred Norman, L ERA: 5.45	(6, 1)	1.0		3	0	0	0	0	0	0	0	0	0	0	3	3	0.00	0.000
Ross Grimsley, L ERA: 6.47	(7, 1)	2.0		11	6	3	3	1	0	0	0	0	0	1	13	13	13.50	3.000

PITCHER	IP	WLS	BF	H	R	ER	SO	BB	IBB	HBP	BLK	WP	HR	S	P	ERA	WHIP

Montreal Expos @ New York Mets

Shea Stadium, Flushing, NY

Fri Jul 04 1980, 7:05 PM EDT

Att. 25,323 - Unknown

TOP

livebaseballscorecards.com

Batter	1	2	3	4	5	6	7	8	9	AB	R	H	RBI	BB	SO	LOB
Tony Bernazard, S (1, 4) OBP: 0.289, SLG: 0.309	BBBB 4-0 1B G3 BB	x 0-0 ③ F4-3		x 0-0 ③ FC4-6 1-2f		x 0-0 ③ 6-3			x 0-0 ② F8	4	1	0	0	1	0	3
Jerry White, S (1, 7) OBP: 0.349, SLG: 0.486	x 0-0 G3 S 1-3 1B 1B		x 0-0 ① F7		SSS 0-3 ① K		x 0-0 ① 5-3		x 0-0 1B	5	1	2	0	0	1	0
Andre Dawson, R (1, 8) OBP: 0.371, SLG: 0.494	SSS 0-3 ① K 1-2		SSS 0-3 ② K		x 0-0 2B 1B		x 0-0 ② 6-3		SSS 0-3 ③ K	5	1	1	0	0	3	3
John Tamargo, S (1, 2) OBP: 0.297, SLG: 0.353 Gary Carter, R (7, 2) OBP: 0.311, SLG: 0.451	x 0-0 ② G3 2-3 3-H		x 0-0 ③ F6		x 0-0 1-H HR 2B		x 0-0 ③ F6			4 0	1 0	1 0	2 0	0 0	0 0	1 0
Warren Cromartie, L (1, 3) OBP: 0.362, SLG: 0.466	x 0-0 FC5-4 3-H 1B			x 0-0 2B 2B	x 0-0 2-H HR			x 0-0 ① L5		4	2	3	3	0	0	0
Larry Parrish, R (1, 5) OBP: 0.288, SLG: 0.426	x 0-0 ③ FC5-4 1-2f			x 0-0 6-3 2-H 2B	x 0-0 ② 1-3			x 0-0 1B		4	0	2	1	0	0	1
Rowland Office, L (1, 9) OBP: 0.316, SLG: 0.366		x 0-0 B2-5-4 1B 1B		SSS 0-3 ① K	x 0-0 ③ F4-3			x 0-0 ② F8		4	0	1	0	0	1	2
Chris Speier, R (1, 6) OBP: 0.352, SLG: 0.338		x 0-0 1-2 B2-5-4 1B		x 0-0 ② 6-3 2-3		x 0-0 ① 6-3		x 0-0 ③ F8		4	0	1	0	0	0	2
Bill Gullickson, R (1, 1) OBP: 0.222, SLG: 0.125 Stan Bahnsen, R (1, 1) OBP: 0.375, SLG: 0.333 Fred Norman, S (2, 1) Tom Hutton, L (4, PH) OBP: 0.256, SLG: 0.200 Woodie Fryman, R (4, 1) Elias Sosa, R (7, 1) OBP: 0.200, SLG: 0.200		x 0-0 ① ② B2-5-4 1-2 2-3f		BBBB 4-0 FC4-6 BB		SSS 0-3 ② K			SSS 0-3 ① K	0 1 0 0 1 0	0 0 0 0 0 0	0 0 0 0 0 0	0 0 0 0 0 0	0 0 0 0 0 0	0 2 0 0 0 0	0 0 0 0 0 0

	AB	R	H	RBI	BB	SO	LOB
	37	6	11	6	2	7	14

Inning Stats	1	2	3	4	5	6	7	8	9	1B	SF	WP	PA
R	2	0	0	1	3	0	0	0	0	7	0	0	39
E	0	0	0	0	0	0	0	0	0	2B 3	SAC 0	PB 0	
K	1	0	1	1	1	1	0	0	2	3B 0	DP 1	SB 1	
S	7	4	5	7	8	5	3	4	8	HR 1	HBP 0	CS 0	
H	2	2	0	2	3	0	0	1	1				
LOB	1	1	0	2	0	0	0	1	1				
BB	1	0	0	1	0	0	0	0	0				
P	11	4	5	11	8	5	3	4	8				

PITCHER		IP	WLS	BF	H	R	ER	SO	BB	IBB	HBP	BLK	WP	HR	S	P	ERA	WHIP
Mark Bomback, R ERA: 4.54	(1, 1)	6.0	L	28	9	6	6	5	2	0	0	0	0	1	36	44	9.00	1.833
Tom Hausman, R ERA: 3.28	(7, 1)	1.0		3	0	0	0	0	0	0	0	0	0	0	3	3	0.00	0.000
Neil Allen, R ERA: 3.12	(8, 1)	2.0		8	2	0	0	2	0	0	0	0	0	0	12	12	0.00	1.000

PITCHER	IP	WLS	BF	H	R	ER	SO	BB	IBB	HBP	BLK	WP	HR	S	P	ERA	WHIP

Montreal Expos @ New York Mets

Shea Stadium, Flushing, NY

Fri Jul 04 1980, 7:05 PM EDT

Att. 25,323 - Unknown

BOTTOM

Batter	1	2	3	4	5	6	7	8	9	AB	R	H	RBI	BB	SO	LOB
Lee Mazzilli, S (1, 8) OBP: 0.376, SLG: 0.414	F7	E 1B BB	F4			E5		FC3-5 2B	F9	5	0	1	0	1	0	4
Frank Taveras, R (1, 6) OBP: 0.314, SLG: 0.319	3B BB	BB 1B 1-2		K		F7		FC3-5 2-3		4	1	1	0	1	1	2
Claudell Washington, L (1, 9) OBP: 0.324, SLG: 0.457	HR 3B 1-H	F8 2-3		F9 S 1B		F8		F7		5	1	2	1	0	0	4
Joel Youngblood, R (1, 5) OBP: 0.347, SLG: 0.421	HR 3-H	BB 1-2		F9 1-3			BLK 1B 2B	4-3		4	2	2	2	1	0	2
Mike Jorgensen, L (1, 3) OBP: 0.353, SLG: 0.435	1B BB E 1B	P4		F8			F8 2-3		P4	5	1	1	0	0	0	5
Steve Henderson, R (1, 7) OBP: 0.369, SLG: 0.390	E BB 1-2	F3			G1-4-3 1B		K		BB 1B FC6-2 1B	4	0	2	0	1	1	4
Ron Hodges, L (1, 2) OBP: 0.377, SLG: 0.286	E3 FC6-4 1B 1-3 2-H		F7		G1-4-3 1-2f		1B 3-H		FC6-2 BB 1-2	1	0	1	0	0	0	0
Alex Trevino, R (1, PR) OBP: 0.359, SLG: 0.325 (2, 2)										4	0	2	1	0	0	1
Doug Flynn, R (1, 4) OBP: 0.286, SLG: 0.273	F3	F6-3			F5-3		1-3		FC6-2 BB 1-2 2-3	4	0	1	0	1	0	2
Mark Bomback, R (1, 1) OBP: 0.318, SLG: 0.278 Dan Norman, R (6, PH) OBP: 0.184, SLG: 0.286 Tom Hausman, R (7, 1) OBP: 0.083, SLG: 0.083 Jose Cardenal, R (7, PH) OBP: 0.283, SLG: 0.205 Neil Allen, R (8, 1) OBP: 0.091, SLG: 0.091 Jerry Morales, R (9, PH) OBP: 0.273, SLG: 0.284	FC6-4 1-2f	1B				4-3	F7		FC6-2 1-2 2-3 3-Hf	2 1 0 1 0 0 1	0 0 0 0 0 0 0	1 0 0 0 0 0 0	0 0 0 0 0 0 0	0 0 0 0 0 0 0	0 0 0 0 0 0 0	2 0 0 2 0 0 3
Inning Stats	R: 4 E: 1 K: 0 S: 7 H: 4 LOB: 2 BB: 2 P: 15	R: 0 E: 1 K: 0 S: 4 H: 1 LOB: 3 BB: 2 P: 12	R: 0 E: 0 K: 0 S: 4 H: 1 LOB: 1 BB: 0 P: 4	R: 0 E: 0 K: 1 S: 6 H: 1 LOB: 1 BB: 0 P: 6	R: 0 E: 0 K: 0 S: 3 H: 1 LOB: 0 BB: 0 P: 3	R: 0 E: 1 K: 0 S: 4 H: 0 LOB: 1 BB: 0 P: 4	R: 1 E: 0 K: 1 S: 8 H: 3 LOB: 2 BB: 0 P: 8	R: 0 E: 0 K: 0 S: 4 H: 1 LOB: 1 BB: 0 P: 4	R: 0 E: 0 K: 0 S: 5 H: 2 LOB: 3 BB: 1 P: 9	1B: 10 2B: 2 3B: 1 HR: 1 SF: 0 SAC: 0 DP: 1 HBP: 0						

livebaseballscorecards.com

AB	41
R	5
H	14
RBI	4
BB	5
SO	2
LOB	31

WP: 0 PA: 46
PB: 0
SB: 1
CS: 0

PITCHER		IP	WLS	BF	H	R	ER	SO	BB	IBB	HBP	BLK	WP	HR	S	P	ERA	WHIP
Bill Gullickson, R ERA: 5.02	(1, 1)	0.1		7	4	4	3	0	2	0	0	0	0	1	5	13	81.00	18.000
Stan Bahnsen, R ERA: 2.11	(1, 1)	0.2		3	0	0	0	0	1	0	0	0	0	0	2	6	0.00	1.500
Fred Norman, L ERA: 5.17	(2, 1)	2.0		9	2	0	0	0	1	0	0	0	0	0	8	12	0.00	1.500
Woodie Fryman, L ERA: 1.83	(4, 1)	3.2	W	15	4	1	1	2	0	0	0	1	0	0	19	19	2.46	1.091
Elias Sosa, R ERA: 3.45	(7, 1)	2.1	S	12	4	0	0	0	1	0	0	0	0	0	11	15	0.00	2.143

PITCHER	IP	WLS	BF	H	R	ER	SO	BB	IBB	HBP	BLK	WP	HR	S	P	ERA	WHIP

Batter	1	2	3	4	5	6	7	8	9	AB	R	H	RBI	BB	SO	LOB
Ron LeFlore, R (1, 7) OBP: 0.339, SLG: 0.361	F4-3	6-3			S 1B	BB		1-2 F4-6-3 BB		3	0	1	0	2	0	2
Rodney Scott, S (1, 4) OBP: 0.307, SLG: 0.289	S WP 1B		1B S 5-3 1B		6-3 1-3	6-3		F4-6-3 1-2		5	1	2	0	0	0	6
Andre Dawson, R (1, 8) OBP: 0.368, SLG: 0.488	L6 1-3		L3-6 1-3 1B		F8		P3		F9	5	0	1	0	0	0	2
Gary Carter, R (1, 2) OBP: 0.309, SLG: 0.444	6-3		5-3 3-H		F7		F3		BB	4	0	0	1	1	0	3
Warren Cromartie, L (1, 3) OBP: 0.363, SLG: 0.464		F7	L3-6 2-3			BB 1B FC4-6 1B	1B		K	5	1	2	0	0	1	2
Larry Parrish, R (1, 5) OBP: 0.297, SLG: 0.447		BB 1B SH1-3 BB		HR		FC4-6 BB 1-2 WP 1B	K		G3	4	3	2	1	1	1	2
Bob Pate, R (1, 9) OBP: 0.324, SLG: 0.344				5-3				E6 1B F4-3		2	0	1	0	0	0	0
Rowland Office, L (6, PH) OBP: 0.318, SLG: 0.363 (6, 9)		SH1-3 BB 1-2 1B				FC4-6 1-2 2-3 BB				1	0	0	0	1	0	0
Chris Speier, R (1, 6) OBP: 0.352, SLG: 0.333				5-3						2	0	0	1	1	0	2
Tony Bernazard, S (8, PH) OBP: 0.287, SLG: 0.306 (8, 6)		SH1-3 1-2 2-3 BB				FC4-6 WP 1-2f 2-3 3-H		F4-3 1-2		1	0	0	0	0	0	1
Scott Sanderson, R (1, 1) OBP: 0.120, SLG: 0.167										1	0	0	1	0	0	0
Charlie Lea, R (5, 1)										0	0	0	0	0	0	0
Fred Norman, S (5, 1)										0	0	0	0	0	0	0
Jerry White, S (6, PH) OBP: 0.345, SLG: 0.480										1	0	0	0	0	0	1
Elias Sosa, R (6, 1) OBP: 0.200, SLG: 0.200										0	0	0	0	0	0	0
John Tamargo, S (8, PH) OBP: 0.316, SLG: 0.371										1	0	1	0	0	0	0
David Palmer, R (8, PR) OBP: 0.303, SLG: 0.290										0	0	0	0	0	0	0
Ross Grimsley, L (8, 1) OBP: 0.222, SLG: 0.333		SH1-3 1-2 2-3 3-H		L7		F4 1-2 3-H		BB 2-3 1B		0	0	0	0	0	0	0
Inning Stats	R: 0 E: 0 K: 0 S: 4 H: 1 LOB: 1 BB: 0 P: 4	R: 1 E: 0 K: 0 S: 4 H: 1 LOB: 2 BB: 2 P: 12	R: 1 E: 0 K: 0 S: 4 H: 2 LOB: 0 BB: 0 P: 4	R: 1 E: 0 K: 0 S: 4 H: 1 LOB: 0 BB: 0 P: 4	R: 0 E: 0 K: 0 S: 4 H: 1 LOB: 1 BB: 0 P: 4	R: 2 E: 0 K: 0 S: 5 H: 2 LOB: 2 BB: 2 P: 13	R: 0 E: 0 K: 1 S: 6 H: 1 LOB: 1 BB: 0 P: 6	R: 0 E: 1 K: 0 S: 4 H: 1 LOB: 3 BB: 1 P: 8	R: 0 E: 0 K: 1 S: 5 H: 0 LOB: 1 BB: 1 P: 9	1B: 9 2B: 1 3B: 0 HR: 1	SF: 0 SAC: 1 DP: 2 HBP: 0						

TOP

Montreal Expos @ New York Mets

Shea Stadium, Flushing, NY

Sat Jul 05 1980, 7:05 PM EDT

Att. 51,097 - Unknown

livebaseballscorecards.com

AB	35
R	5
H	10
RBI	4
BB	6
SO	2
LOB	21

WP: 2 PA: 42
PB: 0
SB: 4
CS: 0

PITCHER		IP	WLS	BF	H	R	ER	SO	BB	IBB	HBP	BLK	WP	HR	S	P	ERA	WHIP
Pete Falcone, L ERA: 5.37	(1, 1)	5.0	W	22	6	3	3	0	2	0	0	0	1	1	20	28	5.40	1.600
Roy Lee Jackson, R ERA: 54.0	(6, 1)	0.1		4	2	2	2	0	1	0	0	0	0	0	3	7	54.00	9.000
Ed Glynn, L ERA: 3.09	(6, 1)	0.2		3	0	0	0	0	1	0	0	0	1	0	2	6	0.00	1.500
Neil Allen, R ERA: 2.97	(7, 1)	3.0	S	13	2	0	0	2	2	0	0	0	0	0	15	23	0.00	1.333

PITCHER	IP	WLS	BF	H	R	ER	SO	BB	IBB	HBP	BLK	WP	HR	S	P	ERA	WHIP

Montreal Expos @ New York Mets

Shea Stadium, Flushing, NY

Sat Jul 05 1980, 7:05 PM EDT

Att. 51,097 - Unknown

BOTTOM

Batter	1	2	3	4	5	6	7	8	9	AB	R	H	RBI	BB	SO	LOB
Lee Mazzilli, S (1, 8) OBP: 0.377, SLG: 0.412	F1	IBB		F8	1-3 2-H 1B		F9			4	0	1	1	1	0	0
Frank Taveras, R (1, 6) OBP: 0.312, SLG: 0.317	F9	F7		S 1B	P3			F8		5	0	1	0	0	0	5
Claudell Washington, L (1, 9) OBP: 0.320, SLG: 0.446	K		F7	1-2 IBB	L4			K		4	0	0	0	1	2	2
Joel Youngblood, R (1, 5) OBP: 0.344, SLG: 0.416		F7	1B 1B 1B	L8		5-3		5-3		5	1	1	0	0	0	2
Mike Jorgensen, L (1, 3) OBP: 0.361, SLG: 0.435		HR BB	1-2 1B SF8 1B		BB 1B 1B BB			K		2	3	1	0	2	1	0
Steve Henderson, R (1, 7) OBP: 0.378, SLG: 0.410		1-H HR	1-3 2-H 1B		1-2 1B SF7 BB 1B			BB		3	2	3	3	1	0	0
John Stearns, R (1, 2) OBP: 0.354, SLG: 0.375		SH1-4 1B 1B	SF8 3-H		1-2 2-3 1B BB	4-3				2	1	1	1	1	0	1
Doug Flynn, R (1, 4) OBP: 0.289, SLG: 0.276		1-2 SH1-4 1B	F5		1-2 2-3 3-H 1B		F7			4	0	2	1	0	0	1
Pete Falcone, L (1, 1) OBP: 0.150, SLG: 0.105		SH1-4		6-3	SF7		K			1	0	0	0	0	0	0
Alex Trevino, R (5, PH) OBP: 0.355, SLG: 0.325										0	0	0	1	0	0	0
Roy Lee Jackson, R (6, 1)										0	0	0	0	0	0	0
Ed Glynn, R (6, 1)										0	0	0	0	0	0	0
Neil Allen, R (7, 1) OBP: 0.083, SLG: 0.083										1	0	0	0	0	1	0
Inning Stats	R: 0 E: 0 K: 1 S: 5 H: 0 LOB: 0 BB: 0 P: 5	R: 2 E: 0 K: 0 S: 6 H: 3 LOB: 3 BB: 2 P: 14	R: 2 E: 0 K: 0 S: 6 H: 3 LOB: 1 BB: 0 P: 6	R: 0 E: 0 K: 0 S: 4 H: 1 LOB: 2 BB: 1 P: 8	R: 3 E: 0 K: 0 S: 6 H: 3 LOB: 2 BB: 2 P: 14	R: 0 E: 0 K: 1 S: 5 H: 0 LOB: 1 BB: 1 P: 9	R: 0 E: 0 K: 1 S: 5 H: 0 LOB: 0 BB: 0 P: 5	R: 0 E: 0 K: 1 S: 5 H: 0 LOB: 0 BB: 0 P: 5		1B: 9 2B: 0 3B: 0 HR: 1	SF: 2 SAC: 1 DP: 0 HBP: 0						

	AB	31
	R	7
	H	10
	RBI	7
	BB	6
	SO	4
	LOB	11

WP: 0 PB: 0 SB: 1 CS: 0 PA: 40

livebaseballscorecards.com

PITCHER		IP	WLS	BF	H	R	ER	SO	BB	IBB	HBP	BLK	WP	HR	S	P	ERA	WHIP
Scott Sanderson, R ERA: 3.44	(1, 1)	4.0	L	25	8	7	7	1	3	2	0	0	0	1	22	42	15.75	2.750
Charlie Lea, R ERA: 2.84	(5, 1)	0.2		4	2	0	0	0	0	0	0	0	0	0	4	4	0.00	3.000
Fred Norman, L ERA: 5.12	(5, 1)	0.1		1	0	0	0	0	0	0	0	0	0	0	1	1	0.00	0.000
Elias Sosa, R ERA: 3.31	(6, 1)	2.0		7	0	0	0	2	1	0	0	0	0	0	10	14	0.00	0.500
Ross Grimsley, L ERA: 6.31	(8, 1)	1.0		3	0	0	0	1	0	0	0	0	0	0	5	5	0.00	0.000

PITCHER	IP	WLS	BF	H	R	ER	SO	BB	IBB	HBP	BLK	WP	HR	S	P	ERA	WHIP

Batter	1	2	3	4	5	6	7	8	9	10	AB	R	H	RBI	BB	SO	LOB
Ron LeFlore, R (1, 7) OBP: 0.336, SLG: 0.355	K		6-3		F4-3		K			BB F6-4-3	5	1	0	0	1	2	4
Rodney Scott, S (1, 4) OBP: 0.305, SLG: 0.287	F8		F8			5-3		F6		F7 1B	5	1	1	0	0	0	0
Andre Dawson, R (1, 8) OBP: 0.369, SLG: 0.484	1B BB			F4-3		K		5-3 1B		F7	4	0	1	0	1	1	2
Gary Carter, R (1, 2) OBP: 0.310, SLG: 0.443	1B			P6		L7		5-3		1B	5	1	2	2	0	0	1
Warren Cromartie, L (1, 3) OBP: 0.366, SLG: 0.463	F8			F4-3			SH1-4 HR 1B	IBB		1B IBB	3	2	1	0	2	0	2
Larry Parrish, R (1, 5) OBP: 0.306, SLG: 0.470		F4-3			HR		SH1-4 HR 1B	K		1B	5	3	3	2	0	1	2
Rowland Office, L (1, 9) OBP: 0.316, SLG: 0.360		F8			F4-3		SH1-4		K	1B	4	0	1	1	0	1	0
Tony Bernazard, S (1, 6) OBP: 0.298, SLG: 0.331		F8			SH3-4 BB		HR		F8	IBB	3	1	1	3	2	0	0
Steve Rogers, R (1, 1) OBP: 0.318, SLG: 0.189			F4-3		SH3-4		K		F9	F6-4-3	2	0	0	0	0	1	0
Tom Hutton, L (9, PH) OBP: 0.250, SLG: 0.194											1	0	0	0	0	0	0
Woodie Fryman, R (9, 1) OBP: 0.125, SLG: 0.125											1	0	1	1	0	0	0
Inning Stats	R: 0 E: 0 K: 1 S: 6 H: 1 LOB: 2 BB: 1 P: 10	R: 0 E: 0 K: 0 S: 3 H: 0 LOB: 0 BB: 0 P: 3	R: 0 E: 0 K: 0 S: 3 H: 0 LOB: 0 BB: 0 P: 3	R: 0 E: 0 K: 0 S: 3 H: 0 LOB: 0 BB: 0 P: 3	R: 1 E: 0 K: 0 S: 4 H: 1 LOB: 1 BB: 1 P: 8	R: 0 E: 0 K: 1 S: 5 H: 0 LOB: 0 BB: 0 P: 5	R: 3 E: 0 K: 2 S: 10 H: 3 LOB: 0 BB: 0 P: 10	R: 0 E: 0 K: 1 S: 6 H: 1 LOB: 2 BB: 1 P: 10	R: 0 E: 0 K: 1 S: 5 H: 0 LOB: 0 BB: 0 P: 5	R: 5 E: 0 K: 0 S: 7 H: 5 LOB: 2 BB: 3 P: 19	1B: 9 2B: 0 3B: 0 HR: 2 SF: 0 SAC: 2 DP: 1 HBP: 0						

PITCHER		IP	WLS	BF	H	R	ER	SO	BB	IBB	HBP	BLK	WP	HR	S	P	ERA	WHIP
Craig Swan, R ERA: 2.75	(1, 1)	7.1		30	6	4	4	4	2	0	0	0	0	2	36	44	4.91	1.091
Tom Hausman, R ERA: 3.25	(8, 1)	0.2		3	0	0	0	1	0	1	0	0	0	0	4	8	0.00	0.000
Jeff Reardon, R ERA: 3.54	(9, 1)	1.1	L	10	4	5	5	1	1	1	0	0	0	0	10	18	33.75	3.750
Mark Bomback, R ERA: 4.5	(10, 1)	0.2		3	1	0	0	0	0	1	0	0	0	0	2	6	0.00	1.500

PITCHER	IP	WLS	BF	H	R	ER	SO	BB	IBB	HBP	BLK	WP	HR	S	P	ERA	WHIP

TOP

Montreal Expos @ New York Mets

Shea Stadium, Flushing, NY

Sun Jul 06 1980, 3:33 AM EDT

Att. 21,880 - Unknown

livebaseballscorecards.com

AB	38
R	9
H	11
RBI	9
BB	6
SO	6
LOB	11

WP: 0	PA: 46								
PB: 0									
SB: 0									
CS: 0									

Montreal Expos @ New York Mets

Shea Stadium, Flushing, NY

Sun Jul 06 1980, 3:33 AM EDT

Att. 21,880 - Unknown

livebaseballscorecards.com

BOTTOM

Batter	1	2	3	4	5	6	7	8	9	10	AB	R	H	RBI	BB	SO	LOB
Lee Mazzilli, S (1, 8) OBP: 0.379, SLG: 0.413	0-0 2B 3-1 2B	4-0 IBB		SSS 0-3 ② K		x 0-0 ② F6		x 0-0 ② 4-3		BBBB 4-0 FC5-6 BB	4	1	1	0	2	1	0
Frank Taveras, R (1, 6) OBP: 0.313, SLG: 0.321	x 0-0 3-1 2-3 2B	x 0-0 ③ FC5 2-3f		x 0-0 ③ F7		x 0-0 ③ L7		x 0-0 S S 1B		x 0-0 ② FC5-6 1-2f	6	0	2	0	0	0	3
Claudell Washington, L (1, 9) (9, 7) OBP: 0.321, SLG: 0.439	x 0-0 ① 3-1 2-3 3-H		x 0-0 ① 3-1		x 0-0 ① 4-3		x 0-0 CS 1B	4-0 ② S 1-2 IBB		x 0-0 ③ L8	5	0	1	1	1	0	2
Steve Henderson, R (1, 7) OBP: 0.379, SLG: 0.407 Jeff Reardon, R (9, 1) Mark Bomback, R (10, 1) OBP: 0.318, SLG: 0.278	SSS 0-3 ② K		x 0-0 1B 1B 1B		BBBB 4-0 1B SF7 BB		x 0-0 ① SSS E6 E G3 1-2 1B	SSS 0-3 ③ K 1-2 2-3			4 0 0	3 0 0	1 0 0	0 0 0	1 0 0	2 0 0	4 0 0
Mike Jorgensen, L (1, 3) OBP: 0.367, SLG: 0.437	BBBB 4-0 FC5-4 BB		x 0-0 1B 1-3 1B		x 0-0 FC5 BB 1-3 1B		x 0-0 ② G3 1-3		x 0-0 ① 4-3		4	0	2	0	1	0	1
Joel Youngblood, R (1, 5) (9, 9) OBP: 0.352, SLG: 0.422	x 0-0 ③ FC5-4 1-2f		x 0-0 1-2 3-H 1B		BBBB 4-0 1-2 BB		x 0-0 1B S 3-H 1B		x 0-0 1B		4	0	3	2	1	0	2
John Stearns, R (1, 2) OBP: 0.354, SLG: 0.377		x 0-0 FC5 SH3-4 1B	x 0-0 ② F5		x 0-0 ② SF7 3-H		x 0-0 1-3 1B		x 0-0 ② L9		4	0	2	1	0	0	3
Doug Flynn, R (1, 4) OBP: 0.284, SLG: 0.271		SSS 0-3 ① K	x 0-0 ③ F4-3		x 0-0 ③ FC5 2-3f		x 0-0 ③ F1-3		SSS 0-3 ③ K		5	0	0	0	0	2	8
Craig Swan, R (1, 1) OBP: 0.324, SLG: 0.233 Tom Hausman, R (8, 1) OBP: 0.083, SLG: 0.083 Elliott Maddox, R (8, PH) (9, 5) OBP: 0.385, SLG: 0.365	x 0-0 ② SH3-4 1-2			SSS 0-3 ① K		SSS 0-3 ① K		x 0-0 ① 5-3		SSS 0-3 ① K	2 0 2	0 0 0	0 0 0	0 0 0	0 0 0	2 0 1	0 0 0

Inning Stats						
1	R: 1	H: 2	E: 0	LOB: 2	K: 1	BB: 1	S: 7	P: 11
2	R: 0	H: 1	E: 0	LOB: 2	K: 1	BB: 1	S: 6	P: 10
3	R: 1	H: 3	E: 0	LOB: 2	K: 0	BB: 0	S: 6	P: 6
4	R: 0	H: 0	E: 0	LOB: 0	K: 2	BB: 0	S: 7	P: 7
5	R: 1	H: 1	E: 0	LOB: 2	K: 0	BB: 2	S: 4	P: 12
6	R: 0	H: 0	E: 0	LOB: 0	K: 1	BB: 0	S: 5	P: 5
7	R: 1	H: 3	E: 2	LOB: 2	K: 0	BB: 0	S: 6	P: 6
8	R: 0	H: 1	E: 0	LOB: 2	K: 1	BB: 1	S: 6	P: 10
9	R: 0	H: 1	E: 0	LOB: 1	K: 1	BB: 0	S: 6	P: 6
10	R: 0	H: 0	E: 0	LOB: 1	K: 1	BB: 1	S: 5	P: 9

1B: 10	SF: 1
2B: 2	SAC: 1
3B: 0	DP: 0
HR: 0	HBP: 0

WP: 0 PA: 48
PB: 0
SB: 4
CS: 1

AB	40
R	4
H	12
RBI	4
BB	6
SO	8
LOB	23

PITCHER		IP	WLS	BF	H	R	ER	SO	BB	IBB	HBP	BLK	WP	HR	S	P	ERA	WHIP
Steve Rogers, R ERA: 2.96	(1, 1)	8.0		40	11	4	3	6	3	2	0	0	0	0	47	67	3.38	1.750
Woodie Fryman, L ERA: 1.75	(9, 1)	2.0	W	8	1	0	0	2	1	0	0	0	0	0	11	15	0.00	1.000

PITCHER	IP	WLS	BF	H	R	ER	SO	BB	IBB	HBP	BLK	WP	HR	S	P	ERA	WHIP

Pittsburgh Pirates @ New York Mets

Shea Stadium, Flushing, NY

Thu Jul 10 1980, 3:33 AM EDT

Att. 21,540 - Unknown

livebaseballscorecards.com

Batter	1	2	3	4	5	6	7	8	9	AB	R	H	RBI	BB	SO	LOB
Omar Moreno, L (1, 8) OBP: 0.317, SLG: 0.354	G3		F5			K		FC4-6 1-2f		4	0	0	0	0	1	1
Tim Foli, R (1, 6) OBP: 0.307, SLG: 0.335	CS 1B			2B BB		5-3		K		3	0	1	0	1	1	1
Dave Parker, L (1, 9) OBP: 0.321, SLG: 0.436	F8 1-2			F7		L7			G3	4	0	0	0	0	0	2
John Milner, L (1, 3) OBP: 0.336, SLG: 0.321		K		L3-6 1-3 2B			G3		FC5-4 BB	3	0	1	0	1	1	0
Mike Easler, L (1, 7) OBP: 0.437, SLG: 0.676		6-3 2B		BB			FC5-4 BB		F9	2	0	1	0	2	0	1
Phil Garner, R (1, 4) OBP: 0.317, SLG: 0.375		6-3 2-3		L3-6 2-3			FC5-4 1-2f		FC5-4 1-2f	4	0	0	0	0	0	6
Ed Ott, L (1, 2) OBP: 0.338, SLG: 0.367		F8			F4-3		K			3	0	0	0	0	1	2
Dale Berra, R (1, 5) OBP: 0.287, SLG: 0.351			F4-3		6-3			FC4-6 BB		2	0	0	0	1	0	0
John Candelaria, L (1, 1) OBP: 0.190, SLG: 0.175			K		F8			F7		2	0	0	0	0	1	0
Manny Sanguillen, R (8, PH) OBP: 0.375, SLG: 0.500										1	0	0	0	0	0	1
Enrique Romo, R (8, 1) OBP: 0.500, SLG: 0.429										0	0	0	0	0	0	0

Inning Stats	1	2	3	4	5	6	7	8	9		
	R: 0 H: 1	R: 0 H: 1	R: 0 H: 0	R: 0 H: 1	R: 0 H: 0	R: 0 H: 0	R: 0 H: 0	R: 0 H: 0	R: 0 H: 0	1B: 1 SF: 0	WP: 0 PA: 33
	E: 0 LOB: 0	E: 0 LOB: 1	E: 0 LOB: 0	E: 0 LOB: 2	E: 0 LOB: 0	E: 0 LOB: 0	E: 0 LOB: 1	E: 0 LOB: 1	E: 0 LOB: 1	2B: 3 SAC: 0	PB: 0
	K: 0 BB: 0	K: 1 BB: 0	K: 1 BB: 0	K: 0 BB: 2	K: 0 BB: 0	K: 1 BB: 0	K: 1 BB: 1	K: 1 BB: 1	K: 0 BB: 1	3B: 0 DP: 1	SB: 0
	S: 3 P: 3	S: 6 P: 6	S: 5 P: 5	S: 3 P: 11	S: 3 P: 3	S: 5 P: 5	S: 5 P: 9	S: 5 P: 9	S: 3 P: 7	HR: 0 HBP: 0	CS: 1

PITCHER	IP	WLS	BF	H	R	ER	SO	BB	IBB	HBP	BLK	WP	HR	S	P	ERA	WHIP
Pat Zachry, R (1, 1) ERA: 2.95	9.0	W	33	3	0	0	5	5	0	0	0	0	0	38	58	0.00	0.889

PITCHER	IP	WLS	BF	H	R	ER	SO	BB	IBB	HBP	BLK	WP	HR	S	P	ERA	WHIP

BOTTOM

Pittsburgh Pirates @ New York Mets

Shea Stadium, Flushing, NY

Thu Jul 10 1980, 3:33 AM EDT

Att. 21,540 - Unknown

livebaseballscorecards.com

Batter	1	2	3	4	5	6	7	8	9	AB	R	H	RBI	BB	SO	LOB
Lee Mazzilli, S (1, 8) OBP: 0.377, SLG: 0.421	F8		HR		K		F3			4	1	1	1	0	1	1
Frank Taveras, R (1, 6) OBP: 0.318, SLG: 0.326	FC6-4, BB, 1B		E, SF8, 1B		CS, 1B			L7		4	1	3	0	0	0	0
Steve Henderson, R (1, 7) OBP: 0.377, SLG: 0.402	FC6-4, BB 1-2		E4, SF8 1-3		CS 1-2	4-3		K		3	0	0	0	1	1	1
John Stearns, R (1, 3) OBP: 0.350, SLG: 0.373 Mike Jorgensen, L (9, 3) OBP: 0.367, SLG: 0.437	FC6-4 1-2f 2-3		SF8 2-3 3-H			F8		4-3		3 0	0 0	0 0	1 0	0 0	0 0	2 0
Joel Youngblood, R (1, 9) OBP: 0.352, SLG: 0.418	4-3		F6			FC6-4, HBP				2	0	0	0	0	0	3
Alex Trevino, R (1, 2) OBP: 0.344, SLG: 0.314		5-3		F9		FC6-4 1-2f				3	0	0	0	0	0	1
Elliott Maddox, R (1, 5) OBP: 0.384, SLG: 0.362		L8		F4-6-3, BB			F8			2	0	0	0	1	0	0
Doug Flynn, R (1, 4) OBP: 0.284, SLG: 0.279		F3		F4-6-3 1-2				3B		3	0	1	0	0	0	1
Pat Zachry, R (1, 1) OBP: 0.095, SLG: 0.053			K		G3			4-3		3	0	0	0	0	1	1
Inning Stats	R: 0 E: 0 K: 0 S: 4 H: 1 LOB: 2 BB: 1 P: 8	R: 0 E: 0 K: 0 S: 3 H: 0 LOB: 0 BB: 0 P: 3	R: 2 E: 1 K: 1 S: 8 H: 2 LOB: 1 BB: 0 P: 8	R: 0 E: 0 K: 0 S: 2 H: 0 LOB: 0 BB: 1 P: 6	R: 0 E: 0 K: 1 S: 5 H: 1 LOB: 0 BB: 0 P: 5	R: 0 E: 0 K: 0 S: 3 H: 0 LOB: 1 BB: 0 P: 4	R: 0 E: 0 K: 0 S: 4 H: 1 LOB: 1 BB: 0 P: 4	R: 0 E: 0 K: 1 S: 5 H: 0 LOB: 0 BB: 0 P: 5		1B: 3 2B: 0 3B: 1 HR: 1 SF: 1 SAC: 0 DP: 1 HBP: 1				WP: 0 PB: 0 SB: 0 CS: 1 PA: 32		

	AB	27
	R	2
	H	5
	RBI	2
	BB	2
	SO	3
	LOB	10

PITCHER		IP	WLS	BF	H	R	ER	SO	BB	IBB	HBP	BLK	WP	HR	S	P	ERA	WHIP
John Candelaria, L ERA: 3.76	(1, 1)	7.0	L	28	5	2	1	2	2	0	1	0	0	1	29	38	1.29	1.000
Enrique Romo, R ERA: 2.84	(8, 1)	1.0		3	0	0	0	1	0	0	0	0	0	0	5	5	0.00	0.000

PITCHER	IP	WLS	BF	H	R	ER	SO	BB	IBB	HBP	BLK	WP	HR	S	P	ERA	WHIP

Batter	1	2	3	4	5	6	7	8	9	AB	R	H	RBI	BB	SO	LOB
Omar Moreno, L (1, 8) OBP: 0.316, SLG: 0.351	F8	F4-3		G3			1-3		FC6-4, 1B	5	0	1	0	0	0	2
Tim Foli, R (1, 6) OBP: 0.309, SLG: 0.340	1B		F8	F9			2B		FC6-4, 1-2f	5	0	2	0	0	0	1
Dave Parker, L (1, 9) OBP: 0.323, SLG: 0.439	F8		HR, 2B		F9		IBB			3	1	1	0	1	0	1
John Milner, L (1, 3) OBP: 0.341, SLG: 0.321	F4-3		BBB, HR, BB		CS, 1B		F8			3	1	1	0	1	0	3
Mike Easler, L (1, 7) OBP: 0.441, SLG: 0.703		1B, 2B	1-H, 2-H, HR		SSS, K, 1-2			SSS, K		3	2	2	3	0	1	1
Bill Robinson, R (7, 7) OBP: 0.279, SLG: 0.418										1	0	0	0	0	1	0
Bill Madlock, R (1, 5) OBP: 0.290, SLG: 0.342		F8	F8			F2		SSS, K		4	0	0	0	0	1	1
Dale Berra, R (8, 5) OBP: 0.287, SLG: 0.351										0	0	0	0	0	0	0
Ed Ott, L (1, 2) OBP: 0.345, SLG: 0.371		2B, 2-H, 1B	BBB, BB			2-3, 1B		1-3		3	0	2	1	1	0	0
Phil Garner, R (1, 4) OBP: 0.316, SLG: 0.376		1-3, 2B	F8			2-3, 1-2f			SSS, K	4	0	1	0	0	1	2
Bert Blyleven, R (1, 1) OBP: 0.088, SLG: 0.061		F6		SSS, K			1-3		SSS, K	3	0	0	0	0	1	2
Grant Jackson, S (8, 1)										0	0	0	0	0	0	0
Kent Tekulve, R (8, 1)										1	0	0	0	0	1	0
Inning Stats	R: 0 E: 0 K: 0 S: 4 H: 1 LOB: 1 BB: 0 P: 4	R: 1 E: 0 K: 0 S: 6 H: 3 LOB: 2 BB: 0 P: 6	R: 3 E: 0 K: 0 S: 5 H: 2 LOB: 1 BB: 2 P: 13	R: 0 E: 0 K: 1 S: 5 H: 0 LOB: 0 BB: 0 P: 5	R: 0 E: 0 K: 1 S: 5 H: 1 LOB: 0 BB: 0 P: 5	R: 0 E: 0 K: 0 S: 3 H: 1 LOB: 0 BB: 0 P: 3	R: 0 E: 0 K: 0 S: 4 H: 1 LOB: 2 BB: 1 P: 8	R: 0 E: 0 K: 2 S: 7 H: 0 LOB: 0 BB: 0 P: 7	R: 0 E: 0 K: 2 S: 8 H: 1 LOB: 1 BB: 0 P: 8	1B: 5 2B: 5 3B: 0 HR: 1 SF: 0 SAC: 0 DP: 1 HBP: 0							

TOP

Pittsburgh Pirates @ New York Mets

Shea Stadium, Flushing, NY

Fri Jul 11 1980, 7:05 PM EDT

Att. 30,907 - Unknown

livebaseballscorecards.com

AB	35
R	4
H	10
RBI	4
BB	3
SO	6
LOB	13

WP: 0 PB: 0 SB: 0 CS: 1 PA: 38

PITCHER		IP	WLS	BF	H	R	ER	SO	BB	IBB	HBP	BLK	WP	HR	S	P	ERA	WHIP
Craig Swan, R ERA: 2.93	(1, 1)	5.0	L	23	7	4	4	2	2	0	0	0	0	1	25	33	7.20	1.800
Tom Hausman, R ERA: 3.16	(6, 1)	2.0		8	2	0	0	0	0	1	0	0	0	0	7	11	0.00	1.000
Ed Glynn, L ERA: 2.91	(8, 1)	2.0		7	1	0	0	4	0	0	0	0	0	0	15	15	0.00	0.500

PITCHER	IP	WLS	BF	H	R	ER	SO	BB	IBB	HBP	BLK	WP	HR	S	P	ERA	WHIP

Batter	1	2	3	4	5	6	7	8	9	AB	R	H	RBI	BB	SO	LOB
Lee Mazzilli, S (1, 8) (9, 3) OBP: 0.372, SLG: 0.414	F7		4-3		F9 2-3		F9		F8	5	0	0	0	0	0	4
Frank Taveras, R (1, 6) OBP: 0.316, SLG: 0.324	K		1B		FC1-4 1-2f 3-H			6-3	FC6-4 1-2f	5	0	1	1	0	1	3
Claudell Washington, L (1, 7) (9, 9) OBP: 0.325, SLG: 0.458	1B		F9		K			HR		4	1	2	1	0	1	2
Joel Youngblood, R (1, 9) (9, 8) OBP: 0.354, SLG: 0.420	4-3		5-3			1B		FC4 1B		4	0	2	0	0	0	2
Mike Jorgensen, L (1, 3) OBP: 0.367, SLG: 0.432 Steve Henderson, R (8, PH) (9, 7) OBP: 0.375, SLG: 0.401		4-3		G6-4-3 BB		F8		K		2 1	0 0	0 0	0 0	1 0	0 1	1 1
John Stearns, R (1, 2) OBP: 0.348, SLG: 0.371		FC6-4 1B		G6-4-3 1-2f		F7		FC4 1-2f		4	0	1	0	0	0	3
Elliott Maddox, R (1, 5) OBP: 0.382, SLG: 0.360		FC6-4 1-2		K		F6			K	4	0	1	0	0	2	1
Doug Flynn, R (1, 4) OBP: 0.287, SLG: 0.280		FC6-4 1-2f 2-3			F9 BB FC1-4 1B		F8		1B BB	3	1	1	0	1	0	2
Craig Swan, R (1, 1) OBP: 0.314, SLG: 0.226 Jerry Morales, R (5, PH) OBP: 0.279, SLG: 0.284 Tom Hausman, R (6, 1) OBP: 0.083, SLG: 0.083 Dan Norman, R (7, PH) OBP: 0.180, SLG: 0.280 Ed Glynn, R (8, 1) Alex Trevino, R (9, PH) OBP: 0.351, SLG: 0.322 Bill Almon, R (9, PR) OBP: 0.275, SLG: 0.342	K				FC1-4 1-2 BB		F8		FC6-4 1-2 1B	1 0 0 1 0 1 0	0 0 0 0 0 0 0	0 0 0 0 0 1 0	0 0 0 0 0 0 0	0 1 0 0 0 0 0	1 0 0 0 0 0 0	2 0 0 0 0 0 0
Inning Stats	R: 0 E: 0 K: 1 S: 6 H: 1 LOB: 1 BB: 0 P: 6	R: 0 E: 0 K: 1 S: 7 H: 2 LOB: 2 BB: 0 P: 7	R: 0 E: 0 K: 0 S: 4 H: 1 LOB: 1 BB: 0 P: 4	R: 0 E: 0 K: 1 S: 4 H: 0 LOB: 0 BB: 1 P: 8	R: 1 E: 0 K: 1 S: 6 H: 1 LOB: 1 BB: 1 P: 10	R: 0 E: 0 K: 0 S: 4 H: 1 LOB: 1 BB: 0 P: 4	R: 0 E: 0 K: 0 S: 3 H: 0 LOB: 0 BB: 0 P: 3	R: 1 E: 0 K: 1 S: 7 H: 2 LOB: 1 BB: 0 P: 7	R: 0 E: 0 K: 1 S: 6 H: 1 LOB: 2 BB: 1 P: 10	1B: 8 2B: 0 3B: 0 HR: 1	SF: 0 SAC: 0 DP: 1 HBP: 0					

PITCHER		IP	WLS	BF	H	R	ER	SO	BB	IBB	HBP	BLK	WP	HR	S	P	ERA	WHIP
Bert Blyleven, R ERA: 3.97	(1, 1)	7.1	W	31	8	2	2	4	2	0	0	0	0	1	37	45	2.46	1.364
Grant Jackson, L ERA: 2.33	(8, 1)	0.1		1	0	0	0	1	0	0	0	0	0	0	3	3	0.00	0.000
Kent Tekulve, R ERA: 2.93	(8, 1)	1.1	S	6	1	0	0	1	1	0	0	0	0	0	7	11	0.00	1.500

PITCHER	IP	WLS	BF	H	R	ER	SO	BB	IBB	HBP	BLK	WP	HR	S	P	ERA	WHIP

BOTTOM

Pittsburgh Pirates @ New York Mets

Shea Stadium, Flushing, NY

Fri Jul 11 1980, 7:05 PM EDT

Att. 30,907 - Unknown

livebaseballscorecards.com

AB	35
R	2
H	9
RBI	2
BB	3
SO	6
LOB	21

WP: 0 PA: 38
PB: 0
SB: 0
CS: 0

Batter	1	2	3	4	5	6	7	8	9	10	11	12	AB	R	H	RBI	BB	SO	LOB
Garry Templeton, S (1, 6) OBP: 0.350, SLG: 0.419	S S S 0-3 K		x 0-0 F8		x 0-0 F4-3		x 0-0 6-3 3-H		x 0-0 1-H SF8 3B		x 0-0 2B	S S S 0-3 K	7	1	2	2	0	2	3
Leon Durham, L (1, 9) OBP: 0.286, SLG: 0.360 John Littlefield, R (9, 1)	x 0-0 F4-3		x 0-0 F8			x 0-0 L3	x 0-0 L7		x 0-0 SF8 3-H		x 0-0 2-3	x 0-0 6-3	4 2	0 0	0 0	1 0	0 0	0 0	2 2
Keith Hernandez, L (1, 3) OBP: 0.406, SLG: 0.493	S S S 0-3 K		x 0-0 1-2 1B			x 0-0 F4-3	x 0-0 G3		x 0-0 2B		B B B B 4-0 FC6-4 BB		5	0	2	0	1	1	1
Ted Simmons, S (1, 2) OBP: 0.369, SLG: 0.492		B B B B 4-0 1B BB	x 0-0 F5			x 0-0 1B 1B 1B		x 0-0 HR	I I I I 4-0 IBB		x 0-0 P6		4	2	2	1	2	0	4
George Hendrick, R (1, 8) (9, 9)		x 0-0 1-2 F5-4-3 1B		x 0-0 F5-4-3 1B		x 0-0 1-2 1B		x 0-0 F8	x 0-0 F8		x 0-0 1-2f FC6-4		6	0	3	0	0	0	4
Terry Kennedy, L (1, 7) OBP: 0.356, SLG: 0.431		x 0-0 F7		x 0-0 L7		x 0-0 1-2 2-H 1B		x 0-0 F8		x 0-0 F4-3		B B B B 4-0 SH3-4 3B BB	5	1	1	1	1	0	3
Ken Reitz, R (1, 5) OBP: 0.306, SLG: 0.373 John Urrea, R (4, 1) Dane Iorg, L (6, PH) OBP: 0.352, SLG: 0.416 Don Hood, L (6, 1) OBP: 0.111, SLG: 0.111 Keith Smith, R (8, PH) OBP: 0.400, SLG: 0.600 Kim Seaman, L (8, 1) Tony Scott, S (9, 8) OBP: 0.306, SLG: 0.282		x 0-0 2 3 F5-4-3 1-2		x 0-0 2 3 F5-4-3 1-2		S S S 0-3 3 K		x 0-0 3 F7	B B B B 4-0 3-1 S BB		x 0-0 1 SH3-4 1-2		2 0 0 1 0 0	0 0 0 0 0 0	0 0 0 0 0 0	0 0 0 0 0 1	0 0 0 0 0 0	3 0 0 0 0 0	3 0 2 0 0 0
Ken Oberkfell, L (1, 4) OBP: 0.392, SLG: 0.443			x 0-0 HR		x 0-0 6-3		x 0-0 2B 6-3 1B		x 0-0 1 L7	x 0-0 2 3-1 1-3		x 0-0 1B 2-H 3B	6	3	3	2	0	0	1
Jim Kaat, L (1, 1) OBP: 0.080, SLG: 0.042 Mike Phillips, L (4, 5) OBP: 0.182, SLG: 0.250 Mike Ramsey, S (12, PH) OBP: 0.304, SLG: 0.412 (12, 5)			B B B B 4-0 1B BB		x 0-0 F4-3		x 0-0 1-3 2B		x 0-0 F4 3B	x 0-0 L9		x 0-0 3-H 1B	0 4 1	0 1 0	0 1 1	0 0 1	1 0 0	0 0 0	0 1 0
Inning Stats	R: 0 E: 0 K: 2 S: 7 H: 0 LOB: 0 BB: 0 P: 7	R: 0 E: 0 K: 0 S: 3 H: 1 LOB: 1 BB: 1 P: 7	R: 1 E: 0 K: 0 S: 5 H: 2 LOB: 2 BB: 1 P: 9	R: 0 E: 0 K: 0 S: 3 H: 1 LOB: 0 BB: 0 P: 3	R: 0 E: 0 K: 0 S: 3 H: 0 LOB: 0 BB: 0 P: 3	R: 1 E: 0 K: 1 S: 8 H: 3 LOB: 2 BB: 0 P: 8	R: 1 E: 0 K: 0 S: 5 H: 2 LOB: 1 BB: 0 P: 5	R: 1 E: 0 K: 0 S: 4 H: 1 LOB: 0 BB: 0 P: 4	R: 2 E: 1 K: 0 S: 6 H: 2 LOB: 2 BB: 1 P: 10	R: 0 E: 0 K: 0 S: 3 H: 0 LOB: 1 BB: 1 P: 7	R: 0 E: 0 K: 0 S: 4 H: 1 LOB: 2 BB: 1 P: 8	R: 2 E: 0 K: 1 S: 7 H: 2 LOB: 1 BB: 1 P: 11						

PITCHER		IP	WLS	BF	H	R	ER	SO	BB	IBB	HBP	BLK	WP	HR	S	P	ERA	WHIP
John Pacella, R ERA: 3.86	(1, 1)	6.0		25	7	2	2	3	2	0	0	0	0	1	29	37	3.00	1.500
Neil Allen, R ERA: 3.14	(7, 1)	2.1		12	4	4	2	0	0	0	0	0	0	1	12	12	7.71	1.714
Jeff Reardon, R ERA: 3.42	(9, 1)	1.2		8	1	0	0	0	1	1	0	0	0	0	6	14	0.00	1.200
Ed Glynn, L ERA: 3.25	(11, 1)	2.0	L	11	3	2	2	1	2	0	0	0	0	0	11	19	9.00	2.500

PITCHER		IP	WLS	BF	H	R	ER	SO	BB	IBB	HBP	BLK	WP	HR	S	P	ERA	WHIP

TOP

St. Louis Cardinals @ New York Mets

Shea Stadium, Flushing, NY

Sat Jul 12 1980, 3:33 AM EDT

Att. 26,313 - Unknown

livebaseballscorecards.com

AB	48
R	8
H	15
RBI	8
BB	6
SO	4
LOB	26

1B: 8	SF: 1	WP: 0	PA: 56
2B: 3	SAC: 1	PB: 0	
3B: 2	DP: 2	SB: 1	
HR: 2	HBP: 0	CS: 0	

Batter	1	2	3	4	5	6	7	8	9	10	11	12	AB	R	H	RBI	BB	SO	LOB
Lee Mazzilli, S (1, 8) OBP: 0.377, SLG: 0.424	0-0 FC3-5-6-3 2B	0-0 2B		0-0 ① L9		4-0 BBBBB CS BB		0-0 ③ P3			0-0 6-3 S 1B		5	0	3	0	1	0	2
Frank Taveras, R (1, 6) OBP: 0.314, SLG: 0.324	0-0 ① SSS FC3-5-6-3 3-1 2B 2-3	0-3 ③ SSS K		0-0 1B 2B		0-3 ②③ SSS K 1-2			0-3 ① SSS K		0-0 ② 6-3 1-3		6	2	1	0	0	3	4
Steve Henderson, R (1, 7) OBP: 0.378, SLG: 0.403	0-0 ② 3-1 2-3		0-0 BB 1B 1B	0-0 2-H 1B			0-0 ① 5-3		0-0 S 1B		0-0 ③ 6-3		6	1	3	1	0	0	2
John Stearns, R (1, 3) OBP: 0.350, SLG: 0.375 Mike Jorgensen, L (8, 3) OBP: 0.363, SLG: 0.427	0-0 1B 2B 3-H		BBBB 4-0 F9 1B SF9 1-2 BB	0-0 ② L7			SSS 0-3 ② K		0-0 ② L6 1-2			0-0 ① 6-3	3 2	2 0	1 0	1 0	1 0	1 0	1 1
Joel Youngblood, R (1, 9) OBP: 0.353, SLG: 0.418	0-0 2B 1B 2-H		0-0 SF9 1-2 2-H 1B	0-0 ③ F8			0-0 ③ F7		0-0 ③ F7			0-0 ② F7	6	1	2	2	0	0	2
Alex Trevino, R (1, 2) OBP: 0.340, SLG: 0.323	0-0 1-H 2B		0-0 ① F9 2-3		0-0 ① F9			0-0 ① 6-3		0-0 ① F7		0-0 ③ 6-3	6	0	1	1	0	0	2
Elliott Maddox, R (1, 5) OBP: 0.379, SLG: 0.358	0-0 ③ 6-3		0-0 ② SF9 1-2 3-H		0-0 ② 5-3			0-0 FC6-4 1B		0-0 ② F8			4	0	1	1	0	0	1
Doug Flynn, R (1, 4) OBP: 0.286, SLG: 0.276 Ed Glynn, R (11, 1)		0-0 ① F6-3	4-0 IBB		0-0 ③ F9			0-0 ② FC6-4 1B 1-2f		0-0 ③ F9			4 0	0 0	0 0	0 0	1 0	0 0	1 0
John Pacella, R (1, 1) OBP: 0.077, SLG: 0.077 Dan Norman, R (6, PH) OBP: 0.176, SLG: 0.275 Neil Allen, R (7, 1) OBP: 0.154, SLG: 0.154 Jeff Reardon, R (9, 1) Bill Almon, R (11, 4) OBP: 0.268, SLG: 0.333		0-0 ② 4-3	0-0 ③ F9			SSS 0-3 ③ K		0-0 1-2 1B			SSS 0-3 ① K		2 1 1 0 1	0 0 0 0 0	0 0 1 0 0	0 0 0 0 0	0 1 0 0 1	0 0 0 0 0	2 0 0 0 0
Inning Stats	R: 3 H: 4 E: 0 LOB: 1 K: 0 BB: 0 S: 7 P: 7	R: 0 H: 1 E: 0 LOB: 1 K: 1 BB: 0 S: 6 P: 6	R: 2 H: 2 E: 0 LOB: 2 K: 0 BB: 2 S: 5 P: 13	R: 1 H: 2 E: 0 LOB: 1 K: 0 BB: 0 S: 5 P: 5	R: 0 H: 0 E: 0 LOB: 0 K: 0 BB: 0 S: 3 P: 3	R: 0 H: 0 E: 0 LOB: 0 K: 2 BB: 1 S: 6 P: 10	R: 0 H: 0 E: 0 LOB: 0 K: 1 BB: 0 S: 5 P: 5	R: 0 H: 2 E: 0 LOB: 2 K: 0 BB: 0 S: 5 P: 5	R: 0 H: 1 E: 0 LOB: 1 K: 1 BB: 0 S: 6 P: 6	R: 0 H: 0 E: 0 LOB: 0 K: 0 BB: 0 S: 3 P: 3	R: 0 H: 1 E: 0 LOB: 1 K: 1 BB: 0 S: 6 P: 6	R: 0 H: 0 E: 0 LOB: 0 K: 0 BB: 0 S: 3 P: 3	1B: 8 SF: 1 2B: 5 SAC: 0 3B: 0 DP: 0 HR: 0 HBP: 0						

PITCHER		IP	WLS	BF	H	R	ER	SO	BB	IBB	HBP	BLK	WP	HR	S	P	ERA	WHIP
Jim Kaat, L ERA: 3.8	(1, 1)	3.1		21	9	6	6	1	1	1	0	0	0	0	21	29	16.20	3.000
John Urrea, R ERA: 4.22	(4, 1)	1.2		5	0	0	0	0	0	0	0	0	0	0	5	5	0.00	0.000
Don Hood, L ERA: 2.7	(6, 1)	2.0		6	0	0	0	3	1	0	0	0	0	0	11	15	0.00	0.500
Kim Seaman, L ERA: 4.38	(8, 1)	1.0		5	2	0	0	0	0	0	0	0	0	0	5	5	0.00	2.000
John Littlefield, R ERA: 2.39	(9, 1)	4.0	W	14	2	0	0	2	0	0	0	0	0	0	18	18	0.00	0.500

PITCHER	IP	WLS	BF	H	R	ER	SO	BB	IBB	HBP	BLK	WP	HR	S	P	ERA	WHIP

BOTTOM

St. Louis Cardinals @ New York Mets

Shea Stadium, Flushing, NY

Sat Jul 12 1980, 3:33 AM EDT

Att. 26,313 - Unknown

livebaseballscorecards.com

AB	47
R	6
H	13
RBI	6
BB	3
SO	6
LOB	18

WP: 0 PA: 51
PB: 0
SB: 2
CS: 1

TOP

St. Louis Cardinals @ New York Mets

Shea Stadium, Flushing, NY

Sun Jul 13 1980, 3:33 AM EDT

Sunny - 80 F

livebaseballscorecards.com

Batter	1	2	3	4	5	6	7	8	9	AB	R	H	RBI	BB	SO	LOB
Bobby Bonds, R (1, 7) OBP: 0.320, SLG: 0.342	0-0 E S 1B		0-0 ① F4-3		0-0 ② F8		4-0 BBBB FC3-6 BB		0-0 HR	4	1	2	1	1	0	0
Garry Templeton, S (1, 6) OBP: 0.348, SLG: 0.416	0-3 ① SSS K 1-3		0-0 ② F8		0-0 1B		0-3 ② SSS K		0-0 ② F4-3	5	0	1	0	0	2	4
Keith Hernandez, L (1, 3) OBP: 0.400, SLG: 0.485	0-3 ② SSS K		0-0 ③ F8		0-0 ③ L3		0-0 ③ FC3-6 1-2f		0-0 ③ G3	5	0	0	0	0	1	5
Ted Simmons, S (1, 2) OBP: 0.371, SLG: 0.496	0-3 ③ SSS K			0-0 1B SF8 2B		0-0 ① 6-3		0-0 HR 1B		4	2	2	0	0	1	1
George Hendrick, R (1, 9) OBP: 0.361, SLG: 0.575		0-0 1B 1B		0-0 ① P6		0-0 ② F3		0-0 1-H HR		4	1	2	2	0	0	1
Ken Reitz, R (1, 5) OBP: 0.308, SLG: 0.375		0-0 1-2 1B		0-0 2-3 1B		0-0 ③ F8		0-0 ① F8		4	0	2	0	0	0	0
Tony Scott, S (1, 8) OBP: 0.305, SLG: 0.288		0-0 ① F8		0-0 ② SF8 3-H			0-0 SH5-4 2B	0-0 ② F6		3	0	1	1	0	0	2
Ken Oberkfell, L (1, 4) OBP: 0.389, SLG: 0.434		0-0 ② F7		0-0 ③ F9			4-0 BBBB SH5-4 BB	0-0 ③ F6		3	0	0	0	1	0	3
Bob Sykes, S (1, 1) OBP: 0.120, SLG: 0.083		SSS 0-3 ③ K			0-0 ① 5-3		0-0 ① SH5-4 1-2 2-3		SSS 0-3 ① K	2	0	0	0	0	1	2
John Urrea, R (8, 1)										0	0	0	0	0	0	0
Leon Durham, L (9, PH) OBP: 0.283, SLG: 0.356										1	0	0	0	0	1	0

Inning Stats	1	2	3	4	5	6	7	8	9
	R: 0 E: 0 K: 3 S: 10	R: 0 E: 0 K: 1 S: 7	R: 0 E: 0 K: 0 S: 3	R: 1 E: 0 K: 0 S: 5	R: 0 E: 0 K: 0 S: 4	R: 0 E: 0 K: 0 S: 3	R: 0 E: 0 K: 1 S: 6	R: 2 E: 0 K: 0 S: 5	R: 1 E: 0 K: 1 S: 6
	H: 1 LOB: 1 BB: 0 P: 10	H: 2 LOB: 2 BB: 0 P: 7	H: 0 LOB: 0 BB: 0 P: 3	H: 2 LOB: 1 BB: 0 P: 5	H: 1 LOB: 1 BB: 0 P: 4	H: 0 LOB: 0 BB: 0 P: 3	H: 1 LOB: 3 BB: 2 P: 14	H: 2 LOB: 0 BB: 0 P: 5	H: 1 LOB: 0 BB: 0 P: 6

AB	35	
R	4	
H	10	
RBI	4	
BB	2	
SO	6	
LOB	18	

1B: 6	SF: 1	
2B: 2	SAC: 1	
3B: 0	DP: 0	
HR: 2	HBP: 0	

WP: 0	PA: 39	
PB: 0		
SB: 1		
CS: 0		

PITCHER		IP	WLS	BF	H	R	ER	SO	BB	IBB	HBP	BLK	WP	HR	S	P	ERA	WHIP
Pete Falcone, L ERA: 5.17	(1, 1)	8.0	W	35	9	3	3	5	2	0	0	0	0	1	43	51	3.38	1.375
Tom Hausman, R ERA: 3.24	(9, 1)	1.0		4	1	1	1	1	0	0	0	0	0	1	6	6	9.00	1.000

PITCHER	IP	WLS	BF	H	R	ER	SO	BB	IBB	HBP	BLK	WP	HR	S	P	ERA	WHIP

Batter	1	2	3	4	5	6	7	8	9	AB	R	H	RBI	BB	SO	LOB
Lee Mazzilli, S (1, 3) OBP: 0.381, SLG: 0.448	F5			HR		FC6-4 1B 1B		1-H 3-H HR		4	2	3	4	0	0	0
Mike Jorgensen, L (9, 3) OBP: 0.363, SLG: 0.427										0	0	0	0	0	0	0
Frank Taveras, R (1, 6) OBP: 0.318, SLG: 0.327	K			CS BB		FC6-4 1-2 1B		E BLK 1B 1B		3	1	2	0	1	1	0
Steve Henderson, R (1, 7) OBP: 0.380, SLG: 0.400	5-3			CS 1-2 BB		FC6-4 1-2f 2-3		1B E E 1-2 BB		2	1	0	0	2	0	2
John Stearns, R (1, 2) OBP: 0.349, SLG: 0.371		6-3		F8 1-2		L8		1B E 1-2 2-3 BB		3	1	0	0	1	0	3
Joel Youngblood, R (1, 9) OBP: 0.355, SLG: 0.417		8-6-3 BB		F9			6-3	G6-4-3 E 1-2 2-3 3-H 1B		3	0	1	1	1	0	1
Jerry Morales, R (1, 8) OBP: 0.286, SLG: 0.292		8-6-3 1-2f			L3 1B		F8 WP 2 1B	E6 G6-4-3 1-2 2-H 3-H		4	0	2	1	0	0	2
Elliott Maddox, R (1, 5) OBP: 0.373, SLG: 0.352			P4		L3 1-2		F8 1-3	G6-4-3 1-2f 2-3		4	0	0	0	0	0	4
Doug Flynn, R (1, 4) OBP: 0.285, SLG: 0.275			F9		F4		2 3-H	HR 1B F9		4	1	1	0	0	0	1
Pete Falcone, L (1, 1) OBP: 0.136, SLG: 0.095			P6			F5		HR 1-3 1B		2	0	0	0	0	0	0
Alex Trevino, R (8, PH) OBP: 0.346, SLG: 0.330										1	1	1	0	0	0	0
Tom Hausman, R (9, 1) OBP: 0.083, SLG: 0.083										0	0	0	0	0	0	0
Inning Stats	R: 0 E: 0 K: 1 S: 5 H: 0 LOB: 0 BB: 0 P: 5	R: 0 E: 0 K: 0 S: 2 H: 0 LOB: 0 BB: 1 P: 6	R: 0 E: 0 K: 0 S: 3 H: 0 LOB: 0 BB: 0 P: 3	R: 1 E: 0 K: 0 S: 3 H: 1 LOB: 1 BB: 2 P: 11	R: 0 E: 0 K: 0 S: 3 H: 1 LOB: 0 BB: 0 P: 3	R: 0 E: 0 K: 0 S: 5 H: 2 LOB: 2 BB: 0 P: 5	R: 0 E: 0 K: 0 S: 3 H: 1 LOB: 1 BB: 0 P: 3	R: 6 E: 2 K: 0 S: 8 H: 5 LOB: 1 BB: 2 P: 16		1B: 8 2B: 2 3B: 0 HR: 2 SF: 0 SAC: 0 DP: 3 HBP: 0						

BOTTOM

St. Louis Cardinals @ New York Mets

Shea Stadium, Flushing, NY

Sun Jul 13 1980, 3:33 AM EDT

Sunny - 80 F

livebaseballscorecards.com

AB	30
R	7
H	10
RBI	6
BB	5
SO	1
LOB	13

WP: 1 PA: 35
PB: 0
SB: 0
CS: 2

PITCHER		IP	WLS	BF	H	R	ER	SO	BB	IBB	HBP	BLK	WP	HR	S	P	ERA	WHIP
Bob Sykes, L ERA: 4.8	(1, 1)	7.0	L	30	9	5	5	1	3	0	0	0	1	2	28	40	6.43	1.714
John Urrea, R ERA: 4.63	(8, 1)	1.0		6	1	2	1	0	2	0	0	1	0	0	4	12	9.00	3.000

PITCHER	IP	WLS	BF	H	R	ER	SO	BB	IBB	HBP	BLK	WP	HR	S	P	ERA	WHIP

Batter	1	2	3	4	5	6	7	8	9	AB	R	H	RBI	BB	SO	LOB
Bobby Bonds, R (1, 7) OBP: 0.314, SLG: 0.335	6-3		F9		K			K		4	0	0	0	0	2	1
Garry Templeton, S (1, 6) OBP: 0.351, SLG: 0.418	CS 1B		1B 1-3 1B		2-3			F8		3	0	2	0	0	0	0
Kim Seaman, L (5, 1)										0	0	0	0	0	0	0
Dane Iorg, L (8, PH) OBP: 0.350, SLG: 0.412										1	0	0	0	0	0	0
Jim Kaat, L (8, 1) OBP: 0.080, SLG: 0.042										0	0	0	0	0	0	0
Keith Hernandez, L (1, 3) OBP: 0.401, SLG: 0.484	BB 1-2		1-3 3-H 1B		P6			4-3		3	0	1	1	1	0	0
George Hendrick, R (1, 8) OBP: 0.358, SLG: 0.570	5-3		P6			5-3			HR 1B	3	0	0	0	0	0	3
Keith Smith, R (6, 8) OBP: 0.500, SLG: 0.667										1	1	1	0	0	0	0
Leon Durham, L (1, 9) OBP: 0.291, SLG: 0.426		F4-3		HR		G3			1-H HR	4	2	2	3	0	0	0
Terry Kennedy, L (1, 2) OBP: 0.353, SLG: 0.433		F4-3		F4-3 2B		F8			F8	4	0	1	0	0	0	0
Mike Phillips, L (1, 5) OBP: 0.162, SLG: 0.222		K		F8			K		F9	4	0	0	0	0	2	1
Ken Oberkfell, L (1, 4) OBP: 0.385, SLG: 0.426			BB FC5-4	F4-3 2-3			F4-3		4-3	3	0	0	0	1	0	1
Jim Otten, R (1, 1) OBP: 0.250, SLG: 0.250			FC5-4 1B 1-2f 1B	1-3			3-1			0	0	0	0	0	0	0
Silvio Martinez, R (2, 1) OBP: 0.133, SLG: 0.071										2	1	0	0	0	0	2
Mike Ramsey, S (5, 6) OBP: 0.300, SLG: 0.406										1	0	0	0	0	0	0
Inning Stats	R: 0 E: 0 K: 0 S: 3 H: 1 LOB: 1 BB: 1 P: 7	R: 0 E: 0 K: 1 S: 5 H: 0 LOB: 0 BB: 0 P: 5	R: 1 E: 0 K: 0 S: 5 H: 2 LOB: 2 BB: 1 P: 9	R: 1 E: 0 K: 0 S: 5 H: 2 LOB: 1 BB: 0 P: 5	R: 0 E: 0 K: 1 S: 5 H: 0 LOB: 0 BB: 0 P: 5	R: 0 E: 0 K: 0 S: 3 H: 0 LOB: 0 BB: 0 P: 3	R: 0 E: 0 K: 1 S: 5 H: 0 LOB: 0 BB: 0 P: 5	R: 0 E: 0 K: 1 S: 5 H: 0 LOB: 0 BB: 0 P: 5	R: 2 E: 0 K: 0 S: 5 H: 2 LOB: 0 BB: 0 P: 5	1B: 4 2B: 1 3B: 0 HR: 2 SF: 0 SAC: 0 DP: 0 HBP: 0							WP: 0 PB: 0 SB: 0 CS: 1 PA: 35

PITCHER		IP	WLS	BF	H	R	ER	SO	BB	IBB	HBP	BLK	WP	HR	S	P	ERA	WHIP
Mark Bomback, R ERA: 4.44	(1, 1)	9.0	W	35	7	4	4	4	2	0	0	0	0	2	41	49	4.00	1.000

PITCHER	IP	WLS	BF	H	R	ER	SO	BB	IBB	HBP	BLK	WP	HR	S	P	ERA	WHIP

TOP

St. Louis Cardinals @ New York Mets

Shea Stadium, Flushing, NY

Sun Jul 13 1980, 3:38 AM EDT

Att. 27,941 - Unknown

livebaseballscorecards.com

AB	33
R	4
H	7
RBI	4
BB	2
SO	4
LOB	8

BOTTOM

St. Louis Cardinals @ New York Mets

Shea Stadium, Flushing, NY

Sun Jul 13 1980, 3:38 AM EDT

Att. 27,941 - Unknown

Batter	1	2	3	4	5	6	7	8	9	AB	R	H	RBI	BB	SO	LOB
Lee Mazzilli, S (1, 8) OBP: 0.385, SLG: 0.455	K	1B 1-3 3-H		E 1B	2-H			G5-4-3 1B		4	2	3	2	0	1	0
Jerry Morales, R (8, 8) OBP: 0.291, SLG: 0.298										1	0	1	0	0	0	0
Frank Taveras, R (1, 6) OBP: 0.317, SLG: 0.326	6-3	1B 1-2 3-H		F8 1-H	5-3			G5-4-3 1-2f		5	0	1	1	0	0	2
Claudell Washington, L (1, 9) OBP: 0.323, SLG: 0.453	K	S 1-3 2-H		F7		K				4	0	1	1	0	2	0
Steve Henderson, R (1, 7) OBP: 0.383, SLG: 0.401		BLK S SF9 1B			E6 CS	F8				2	1	1	0	1	0	0
Dan Norman, R (6, PH) OBP: 0.173, SLG: 0.269		FC3-6 1-2 BB								1	0	0	0	0	0	0
Mike Jorgensen, L (1, 3) OBP: 0.366, SLG: 0.442		SF8 HBP 1-3 1B BB			1-2 HR	F9				3	2	1	1	1	0	3
		FC3-6 1-2f														
Joel Youngblood, R (1, 5) OBP: 0.351, SLG: 0.410	K	F8			F9	6-3				4	0	0	0	0	1	2
Alex Trevino, R (1, 2) OBP: 0.352, SLG: 0.330	1B SF9 1-2 1B HBP	5-3			1B E 1B	1-3				3	2	1	0	0	0	0
Doug Flynn, R (1, 4) OBP: 0.285, SLG: 0.276	SF9 1-2 2-3 3-H	F9			E5 1-H 2B 1B	F6-3				3	1	1	1	0	0	0
Bill Almon, R (8, 4) OBP: 0.268, SLG: 0.333										0	0	0	0	0	0	0
Mark Bomback, R (1, 1) OBP: 0.346, SLG: 0.364	1B 2-3 3-H 1B			K	2B 3-H 2B			K		4	2	2	2	0	2	0
Inning Stats	R: 0 E: 0 K: 2 S: 7 H: 0 LOB: 0 BB: 0 P: 7	R: 5 E: 0 K: 1 S: 10 H: 5 LOB: 3 BB: 2 P: 19	R: 0 E: 0 K: 0 S: 3 H: 0 LOB: 0 BB: 0 P: 3	R: 1 E: 1 K: 1 S: 6 H: 1 LOB: 0 BB: 0 P: 6	R: 4 E: 2 K: 0 S: 8 H: 5 LOB: 1 BB: 0 P: 8	R: 0 E: 0 K: 1 S: 5 H: 0 LOB: 0 BB: 0 P: 5	R: 0 E: 0 K: 0 S: 3 H: 0 LOB: 0 BB: 0 P: 3	R: 0 E: 0 K: 1 S: 5 H: 1 LOB: 0 BB: 0 P: 5		1B: 9 2B: 2 3B: 0 HR: 1	SF: 1 SAC: 0 DP: 1 HBP: 1			WP: 0 PB: 0 SB: 2 CS: 1	PA: 38

livebaseballscorecards.com

	AB	34
	R	10
	H	12
	RBI	8
	BB	2
	SO	6
	LOB	7

PITCHER		IP	WLS	BF	H	R	ER	SO	BB	IBB	HBP	BLK	WP	HR	S	P	ERA	WHIP
Jim Otten, R ERA: 8.03	(1, 1)	1.2	L	12	5	5	5	3	1	0	1	1	0	0	16	21	27.00	3.600
Silvio Martinez, R ERA: 4.78	(2, 1)	3.0		16	6	5	4	1	1	0	0	0	0	1	17	21	12.00	2.333
Kim Seaman, L ERA: 3.68	(5, 1)	2.1		7	0	0	0	1	0	0	0	0	0	0	9	9	0.00	0.000
Jim Kaat, L ERA: 3.75	(8, 1)	1.0		3	1	0	0	1	0	0	0	0	0	0	5	5	0.00	1.000

PITCHER	IP	WLS	BF	H	R	ER	SO	BB	IBB	HBP	BLK	WP	HR	S	P	ERA	WHIP

New York Mets @ Atlanta Braves

Atlanta-Fulton County Stadium, Atlanta, GA

Tue Jul 15 1980, 7:05 PM EDT

Att. 21,608 - Unknown

TOP

livebaseballscorecards.com

Batter	1	2	3	4	5	6	7	8	9	AB	R	H	RBI	BB	SO	LOB
Lee Mazzilli, S (1, 8) OBP: 0.385, SLG: 0.463	K	FC6-4 HBP		F8			K		HR	4	1	1	2	0	2	0
Frank Taveras, R (1, 6) OBP: 0.315, SLG: 0.324	1-3	FC6-4 2B		4-3			4-3		F7	2	1	0	0	0	0	1
Bill Almon, R (4, PH) (4, 6) OBP: 0.250, SLG: 0.310										3	0	0	0	0	0	0
Claudell Washington, L (1, 9) OBP: 0.327, SLG: 0.457	BB	2B			4-3		6-3			3	2	1	1	1	0	0
John Stearns, R (1, 2) OBP: 0.351, SLG: 0.376	HR 1B	2B			K			F8		4	1	2	1	0	1	0
Mike Jorgensen, L (1, 3) OBP: 0.364, SLG: 0.438	HR 1B	F9			1-3			F8		4	1	1	1	0	0	1
Steve Henderson, R (1, 7) OBP: 0.384, SLG: 0.425	HR		E4 F6-4-3			HR		3-1		4	2	2	4	0	0	0
Elliott Maddox, R (1, 5) OBP: 0.371, SLG: 0.347	BB		F8			4-3			F8	3	0	0	0	1	0	1
Doug Flynn, R (1, 4) OBP: 0.284, SLG: 0.276	F1-3		F6-4-3			K			HR 1B	4	1	1	0	0	1	2
Pat Zachry, R (1, 1) OBP: 0.080, SLG: 0.043		F7		K		K			K	4	0	0	0	0	3	1
Inning Stats	R: 4 E: 0 K: 1 S: 8 H: 3 LOB: 1 BB: 2 P: 16	R: 2 E: 0 K: 0 S: 5 H: 2 LOB: 1 BB: 0 P: 6	R: 0 E: 1 K: 0 S: 3 H: 0 LOB: 0 BB: 0 P: 3	R: 0 E: 0 K: 1 S: 5 H: 0 LOB: 0 BB: 0 P: 5	R: 0 E: 0 K: 1 S: 5 H: 0 LOB: 0 BB: 0 P: 5	R: 1 E: 0 K: 2 S: 8 H: 1 LOB: 0 BB: 0 P: 8	R: 0 E: 0 K: 1 S: 5 H: 0 LOB: 0 BB: 0 P: 5	R: 0 E: 0 K: 0 S: 3 H: 0 LOB: 0 BB: 0 P: 3	R: 2 E: 0 K: 1 S: 7 H: 2 LOB: 0 BB: 0 P: 7	1B: 3 2B: 2 3B: 0 HR: 3 SF: 0 SAC: 0 DP: 1 HBP: 1	WP: 0 PB: 0 SB: 1 CS: 0 PA: 38					

	AB	35
	R	9
	H	8
	RBI	9
	BB	2
	SO	7
	LOB	6

PITCHER	IP	WLS	BF	H	R	ER	SO	BB	IBB	HBP	BLK	WP	HR	S	P	ERA	WHIP
Doyle Alexander, R (1, 1) ERA: 3.8	6.0	L	27	6	7	7	5	2	0	1	0	0	2	34	43	10.50	1.333
Preston Hanna, R (7, 1) ERA: 5.86	2.0		6	0	0	0	1	0	0	0	0	0	0	8	8	0.00	0.000
Al Hrabosky, L (9, 1) ERA: 4.21	1.0		5	2	2	2	1	0	0	0	0	0	1	7	7	18.00	2.000

PITCHER	IP	WLS	BF	H	R	ER	SO	BB	IBB	HBP	BLK	WP	HR	S	P	ERA	WHIP

BOTTOM

New York Mets @ Atlanta Braves

Atlanta-Fulton County Stadium, Atlanta, GA

Tue Jul 15 1980, 7:05 PM EDT

Att. 21,608 - Unknown

Batter	1	2	3	4	5	6	7	8	9	AB	R	H	RBI	BB	SO	LOB
Glenn Hubbard, R (1, 4) OBP: 0.348, SLG: 0.451	F8			BB, 1B		6-3		FC6-4, 1B (2-H)		4	0	2	1	0	0	0
Dale Murphy, R (1, 8) OBP: 0.367, SLG: 0.507	5-3			F8		K		FC6-4 (1-2f)		4	0	0	0	0	1	2
Chris Chambliss, L (1, 3) OBP: 0.343, SLG: 0.461	F4-3			F6-4-3, BB (1-2)			1-3		1B	3	0	1	0	1	0	0
Gary Matthews, R (1, 9) OBP: 0.323, SLG: 0.436		F7		F6-4-3 (1-2)			HR		F9	4	1	1	1	0	0	3
Bob Horner, R (1, 5) OBP: 0.255, SLG: 0.461		F8			5-3		5-3		F9	4	0	0	0	0	0	1
Jeff Burroughs, R (1, 7) OBP: 0.340, SLG: 0.461		K			F9		5-3		K	4	0	0	0	0	2	1
Bill Nahorodny, R (1, 2) OBP: 0.333, SLG: 0.543			K		1B			1B		3	1	2	0	0	1	0
Luis Gomez, R (1, 6) OBP: 0.268, SLG: 0.230			K		K			5-3		2	0	0	0	0	2	1
Biff Pocoroba, S (8, PH) OBP: 0.327, SLG: 0.289										1	0	0	0	0	0	1
Larvell Blanks, R (9, 6) OBP: 0.244, SLG: 0.247										0	0	0	0	0	0	0
Doyle Alexander, R (1, 1) OBP: 0.130, SLG: 0.152			L8			K		K		1	0	0	0	0	0	0
Mike Lum, L (6, PH) OBP: 0.234, SLG: 0.175										1	0	0	0	0	1	0
Preston Hanna, R (7, 1) OBP: 0.333, SLG: 0.667										0	0	0	0	0	0	0
Brian Asselstine, L (8, PH) OBP: 0.285, SLG: 0.357										1	0	0	0	0	1	1
Al Hrabosky, R (9, 1)										0	0	0	0	0	0	0
Inning Stats	R: 0 E: 0 K: 0 S: 3 H: 0 LOB: 0 BB: 0 P: 3	R: 0 E: 0 K: 1 S: 5 H: 0 LOB: 0 BB: 0 P: 5	R: 0 E: 0 K: 2 S: 7 H: 0 LOB: 0 BB: 0 P: 7	R: 0 E: 0 K: 0 S: 3 H: 1 LOB: 1 BB: 1 P: 7	R: 0 E: 0 K: 1 S: 6 H: 1 LOB: 1 BB: 0 P: 6	R: 0 E: 0 K: 2 S: 7 H: 0 LOB: 0 BB: 0 P: 7	R: 1 E: 0 K: 0 S: 4 H: 1 LOB: 0 BB: 0 P: 4	R: 1 E: 0 K: 1 S: 7 H: 2 LOB: 1 BB: 0 P: 7	R: 0 E: 0 K: 1 S: 6 H: 1 LOB: 1 BB: 0 P: 6	1B: 4 2B: 1 3B: 0 HR: 1	SF: 0 SAC: 0 DP: 1 HBP: 0						

PITCHER	IP	WLS	BF	H	R	ER	SO	BB	IBB	HBP	BLK	WP	HR	S	P	ERA	WHIP
Pat Zachry, R (1, 1) ERA: 2.84	9.0	W	33	6	2	2	8	1	0	0	0	0	1	48	52	2.00	0.778

PITCHER	IP	WLS	BF	H	R	ER	SO	BB	IBB	HBP	BLK	WP	HR	S	P	ERA	WHIP

AB	32
R	2
H	6
RBI	2
BB	1
SO	8
LOB	10

WP: 0 PB: 0 SB: 0 CS: 0 PA: 33

livebaseballscorecards.com

Batter	1	2	3	4	5	6	7	8	9	AB	R	H	RBI	BB	SO	LOB
Lee Mazzilli, S (1, 8) OBP: 0.390, SLG: 0.479	6-3 2B		F7		HR		1B			4	1	3	1	0	0	0
Frank Taveras, R (1, 6) OBP: 0.312, SLG: 0.320	G2		F8		E5		F7			4	0	0	0	0	0	2
Steve Henderson, R (1, 7) OBP: 0.383, SLG: 0.423	6-3 2-3			FC5-4 1B 1B	L8			F9		4	0	1	0	0	0	2
John Stearns, R (1, 3) OBP: 0.350, SLG: 0.374	5-3			FC5-4 1-2 1B		F7		K		4	0	1	0	0	1	1
Joel Youngblood, R (1, 9) OBP: 0.349, SLG: 0.412		1B 2B		K		F8		F9		4	1	1	0	0	1	2
Alex Trevino, R (1, 2) OBP: 0.357, SLG: 0.337		CS 2-H 1B		FC5-4 1-2f 2-3		1B			K	4	0	2	1	0	1	2
Elliott Maddox, R (1, 5) OBP: 0.366, SLG: 0.342		F8 1-2		6-3		F7			F8	4	0	0	0	0	0	4
Doug Flynn, R (1, 4) OBP: 0.281, SLG: 0.272		F5-3			F1-3		F1-6-3		F9	4	0	0	0	0	0	0
Craig Swan, R (1, 1) OBP: 0.306, SLG: 0.219			F8		F9		P6			1	0	0	0	0	0	0
Roy Lee Jackson, R (4, 1)										0	0	0	0	0	0	0
Dan Norman, R (5, PH) OBP: 0.170, SLG: 0.264										1	0	0	0	0	0	0
Ed Glynn, R (5, 1)										0	0	0	0	0	0	0
Jose Cardenal, R (7, PH) OBP: 0.277, SLG: 0.200										1	0	0	0	0	0	0
Tom Hausman, R (7, 1) OBP: 0.083, SLG: 0.083										0	0	0	0	0	0	0
Inning Stats	R: 0 E: 0 K: 0 S: 4 H: 1 LOB: 1 BB: 0 P: 4	R: 1 E: 0 K: 0 S: 4 H: 2 LOB: 0 BB: 0 P: 4	R: 0 E: 0 K: 0 S: 3 H: 0 LOB: 0 BB: 0 P: 3	R: 0 E: 0 K: 1 S: 7 H: 2 LOB: 2 BB: 0 P: 7	R: 1 E: 1 K: 0 S: 5 H: 1 LOB: 1 BB: 0 P: 5	R: 0 E: 0 K: 0 S: 4 H: 1 LOB: 1 BB: 0 P: 4	R: 0 E: 0 K: 0 S: 4 H: 1 LOB: 1 BB: 0 P: 4	R: 0 E: 0 K: 1 S: 5 H: 0 LOB: 0 BB: 0 P: 5	R: 0 E: 0 K: 1 S: 5 H: 0 LOB: 0 BB: 0 P: 5	1B: 5 2B: 2 3B: 0 HR: 1	SF: 0 SAC: 0 DP: 0 HBP: 0						

PITCHER	IP	WLS	BF	H	R	ER	SO	BB	IBB	HBP	BLK	WP	HR	S	P	ERA	WHIP
Larry McWilliams, L (1, 1) ERA: 4.37	9.0	W	35	8	2	2	3	0	0	0	0	0	1	41	41	2.00	0.889

PITCHER	IP	WLS	BF	H	R	ER	SO	BB	IBB	HBP	BLK	WP	HR	S	P	ERA	WHIP

TOP

New York Mets @ Atlanta Braves

Atlanta-Fulton County Stadium, Atlanta, GA

Wed Jul 16 1980, 7:05 PM EDT

Att. 5,414 - Unknown

livebaseballscorecards.com

AB	35
R	2
H	8
RBI	2
BB	0
SO	3
LOB	13

WP: 0 PB: 0 SB: 0 CS: 1 PA: 35

New York Mets @ Atlanta Braves

Atlanta-Fulton County Stadium, Atlanta, GA

Wed Jul 16 1980, 7:05 PM EDT

Att. 5,414 - Unknown

BOTTOM

Batter	1	2	3	4	5	6	7	8	9	AB	R	H	RBI	BB	SO	LOB
Glenn Hubbard, R (1, 4) OBP: 0.346, SLG: 0.442	BBBB 4-0 L9 HR 1B BB	x 0-0 ② F8		SSS 0-3 ③ K		x 0-0 ③ F7				3	1	0	0	1	1	2
Brian Asselstine, L (1, 8) OBP: 0.289, SLG: 0.360 Dale Murphy, R (8, 8) OBP: 0.367, SLG: 0.507	x 0-0 HR 1-2 1B	x 0-0 FC4-6 1-2 1B			x 0-0 ① F4-3		x 0-0 ① F7			4 0	1 0	2 0	0 0	0 0	0 0	0 0
Chris Chambliss, L (1, 3) OBP: 0.339, SLG: 0.456	x 0-0 ① L9 2-3	x 0-0 ③ FC4-6 1-2f			x 0-0 E3 FC4-6		x 0-0 ② 3-1			4	0	0	0	0	0	4
Gary Matthews, R (1, 9) OBP: 0.322, SLG: 0.444	x 0-0 1-H 3-H HR		x 0-0 ① G3		x 0-0 ② FC4-6 1-2f		x 0-0 ③ F7			4	1	1	3	0	0	1
Bob Horner, R (1, 5) OBP: 0.266, SLG: 0.497 Jerry Royster, R (9, 5) OBP: 0.313, SLG: 0.306	x 0-0 HR		x 0-0 HR		4-0 IBB			x 0-0 ① 5-3		3 0	2 0	2 0	2 0	1 0	0 0	0 0
Mike Lum, L (1, 7) OBP: 0.255, SLG: 0.186	x 0-0 ② 3-1		BBB 4-0 F4-6-3 BB		x 0-0 ③ F9			x 0-0 FC6-4 1B		3	0	1	0	1	0	2
Bill Nahorodny, R (1, 2) OBP: 0.330, SLG: 0.531	x 0-0 ③ F7		x 0-0 ②③ F4-6-3 1-2			x 0-0 1-3 1B		x 0-0 ② F4		4	0	1	0	0	0	2
Luis Gomez, R (1, 6) OBP: 0.263, SLG: 0.225		x 0-0 ① F8		SSS 0-3 ① K		x 0-0 ① 1-3 1-2		x 0-0 ③ FC6-4 1-2f		4	0	0	0	0	1	2
Larry McWilliams, L (1, 1) OBP: 0.324, SLG: 0.233		BBBB 4-0 1B BB		x 0-0 ② 5-3		x 0-0 ② 5-3				2	0	0	0	1	0	1
Inning Stats	R: 4 H: 3 E: 0 LOB: 0 K: 0 BB: 1 S: 6 P: 10	R: 0 H: 1 E: 0 LOB: 2 K: 0 BB: 1 S: 4 P: 8	R: 1 H: 1 E: 0 LOB: 0 K: 0 BB: 1 S: 3 P: 7	R: 0 H: 0 E: 0 LOB: 0 K: 2 BB: 0 S: 7 P: 7	R: 0 H: 0 E: 2 LOB: 2 K: 0 BB: 1 S: 4 P: 8	R: 0 H: 1 E: 0 LOB: 1 K: 0 BB: 0 S: 4 P: 4	R: 0 H: 0 E: 0 LOB: 0 K: 0 BB: 0 S: 3 P: 3	R: 0 H: 1 E: 0 LOB: 1 K: 0 BB: 0 S: 4 P: 4		1B: 4 SF: 0 2B: 0 SAC: 0 3B: 0 DP: 1 HR: 3 HBP: 0				WP: 0 PA: 35 PB: 0 SB: 0 CS: 0		

livebaseballscorecards.com

AB	31
R	5
H	7
RBI	5
BB	4
SO	2
LOB	14

PITCHER		IP	WLS	BF	H	R	ER	SO	BB	IBB	HBP	BLK	WP	HR	S	P	ERA	WHIP
Craig Swan, R ERA: 3.23	(1, 1)	3.0	L	16	5	5	5	0	3	0	0	0	0	3	13	25	15.00	2.667
Roy Lee Jackson, R ERA: 13.5	(4, 1)	1.0		3	0	0	0	2	0	0	0	0	0	0	7	7	0.00	0.000
Ed Glynn, L ERA: 3.08	(5, 1)	2.0		9	1	0	0	0	0	1	0	0	0	0	8	12	0.00	0.500
Tom Hausman, R ERA: 3.16	(7, 1)	2.0		7	1	0	0	0	0	0	0	0	0	0	7	7	0.00	0.500

PITCHER	IP	WLS	BF	H	R	ER	SO	BB	IBB	HBP	BLK	WP	HR	S	P	ERA	WHIP

Batter	1	2	3	4	5	6	7	8	9	AB	R	H	RBI	BB	SO	LOB
Lee Mazzilli, S (1, 8) OBP: 0.390, SLG: 0.478	0-0 1B 1B 1B	0-0 ② 1-3		0-0 ① F6		0-0 1B			S S S 0-3 ① K	5	1	2	0	0	1	0
Frank Taveras, R (1, 6) OBP: 0.316, SLG: 0.327	0-0 1B 1B 1-2 1B	0-0 2B		S S S 0-3 ② K		S S S 0-3 ③ K			0-0 G4-6-3 1B	5	1	3	0	0	2	1
Claudell Washington, L (1, 9) OBP: 0.328, SLG: 0.452	0-0 ③ 1B 6-3 1-2 2-H 1B	0-0 3-1		B B B B 4-0 BB			0-0 ① 3-1		0-0 ②③ G4-6-3 1-2f	4	1	1	1	1	0	2
Steve Henderson, R (1, 7) OBP: 0.384, SLG: 0.424	0-0 6-3 1-3 2-H 1B		0-0 FC6-4 1B 2B 1B	S S S 0-3 ③ K			0-0 ② 3-1			4	2	2	1	0	1	1
Mike Jorgensen, L (1, 3) OBP: 0.366, SLG: 0.439	0-0 ① 6-3 2-3 3-H		0-0 FC6-4 1-2 1B		0-0 ① 4-3		0-0 PB 1B			4	0	2	1	0	0	1
John Stearns, R (1, 2) OBP: 0.348, SLG: 0.370	B B B B 4-0 CS 1B BB		0-0 ① FC6-4 1-2f 2-3 2B		0-0 ② 6-3		0-0 ③ 4-3 1-2			3	1	0	0	1	0	3
Elliott Maddox, R (1, 5) OBP: 0.368, SLG: 0.348	0-0 CS 1-2 3-H 1B		0-0 F5-3 1-H 3-H 2B		0-0 ③ 6-3			0-0 ① F7		4	0	2	3	0	0	0
Doug Flynn, R (1, 4) OBP: 0.277, SLG: 0.268	0-0 ②③ F9 1-2 2-3		0-0 ② F5-3 2-3			0-0 ① F4-3		0-0 ② F1-3		4	0	0	0	0	0	3
John Pacella, R (1, 1) OBP: 0.125, SLG: 0.188 Jeff Reardon, R (7, 1)		0-0 ① 2B	0-0 ③ 4-3			S S S 0-3 ② K		S S S 0-3 ③ K		3 1	0 0	1 0	0 0	0 0	1 1	1 0
Inning Stats	R: 4 H: 5 E: 0 LOB: 1 K: 0 BB: 1 S: 7 P: 11	R: 0 H: 2 E: 0 LOB: 1 K: 0 BB: 0 S: 4 P: 4	R: 2 H: 3 E: 0 LOB: 1 K: 0 BB: 0 S: 6 P: 6	R: 0 H: 0 E: 0 LOB: 1 K: 2 BB: 1 S: 7 P: 11	R: 0 H: 0 E: 0 LOB: 0 K: 0 BB: 0 S: 3 P: 3	R: 0 H: 1 E: 0 LOB: 1 K: 2 BB: 0 S: 8 P: 8	R: 0 H: 1 E: 0 LOB: 1 K: 0 BB: 0 S: 4 P: 4	R: 0 H: 0 E: 0 LOB: 0 K: 1 BB: 0 S: 5 P: 5	R: 0 H: 1 E: 0 LOB: 0 K: 1 BB: 0 S: 5 P: 5	1B: 10 SF: 0 2B: 3 SAC: 0 3B: 0 DP: 1 HR: 0 HBP: 0						

TOP

New York Mets @ Atlanta Braves

Atlanta-Fulton County Stadium, Atlanta, GA

Thu Jul 17 1980, 7:05 PM EDT

Att. 7,107 - Unknown

livebaseballscorecards.com

AB	37
R	6
H	13
RBI	6
BB	2
SO	6
LOB	12

WP: 0 PA: 39
PB: 1
SB: 0
CS: 2

PITCHER		IP	WLS	BF	H	R	ER	SO	BB	IBB	HBP	BLK	WP	HR	S	P	ERA	WHIP
Rick Matula, R ERA: 3.94	(1, 1)	2.1	L	16	10	6	6	0	1	0	0	0	0	0	15	19	23.14	4.714
Preston Hanna, R ERA: 5.17	(3, 1)	3.2		13	1	0	0	4	1	0	0	0	0	0	20	24	0.00	0.545
Gene Garber, R ERA: 4.38	(7, 1)	2.0		7	1	0	0	1	0	0	0	0	0	0	9	9	0.00	0.500
Rick Camp, R ERA: 2.82	(9, 1)	1.0		3	1	0	0	1	0	0	0	0	0	0	5	5	0.00	1.000

PITCHER	IP	WLS	BF	H	R	ER	SO	BB	IBB	HBP	BLK	WP	HR	S	P	ERA	WHIP

BOTTOM

Batter	1	2	3	4	5	6	7	8	9	AB	R	H	RBI	BB	SO	LOB
Glenn Hubbard, R (1, 4) OBP: 0.349, SLG: 0.444	F6-4 BB 1B		K			K		1B 1B		4	0	2	0	0	2	1
Dale Murphy, R (1, 8) OBP: 0.366, SLG: 0.503	F8		K			F9		FC6-4 1B 1-3		4	0	1	0	0	1	2
Chris Chambliss, L (1, 3) OBP: 0.338, SLG: 0.452	BB 1-2			F4-3		K		F7		3	0	0	0	1	1	3
Gary Matthews, R (1, 9) OBP: 0.318, SLG: 0.438	F6-4 2-3			K			F9	FC6-4 1-2f		4	0	0	0	0	1	4
Bob Horner, R (1, 5) OBP: 0.265, SLG: 0.497		2B		F7			F7		K	4	0	1	0	0	1	0
Jeff Burroughs, R (1, 7) OBP: 0.338, SLG: 0.456		K			5-3		WP 1B 1B		L5	4	0	1	0	0	1	1
Bruce Benedict, R (1, 2) OBP: 0.316, SLG: 0.341		K			F8		WP 1-2 1B		5-3	4	0	1	0	0	1	1
Luis Gomez, R (1, 6) OBP: 0.260, SLG: 0.223 Brian Asselstine, L (7, PH) OBP: 0.288, SLG: 0.358 Larvell Blanks, R (8, 6) OBP: 0.244, SLG: 0.247		F4			G1		K 1-2 2-3			2 1 0	0 0 0	0 0 0	0 0 0	0 1 0	0 1 0	1 2 0
Rick Matula, R (1, 1) OBP: 0.027, SLG: 0.027 Preston Hanna, R (3, 1) OBP: 0.286, SLG: 0.571 Mike Lum, L (6, PH) OBP: 0.269, SLG: 0.186 Gene Garber, R (7, 1) Biff Pocoroba, S (8, PH) OBP: 0.321, SLG: 0.283 Rick Camp, R (9, 1)			F4-3			BB		P3		0 1 0 0 1 0	0 0 0 0 0 0	0 0 0 0 0 0	0 0 1 0 0 0	0 0 0 0 0 0	0 0 0 0 0 0	0 0 0 0 0 0
Inning Stats	R: 0 H: 1 E: 0 LOB: 1 K: 0 BB: 1 S: 3 P: 7	R: 0 H: 1 E: 0 LOB: 1 K: 2 BB: 0 S: 8 P: 8	R: 0 H: 0 E: 0 LOB: 0 K: 2 BB: 0 S: 7 P: 7	R: 0 H: 0 E: 0 LOB: 0 K: 1 BB: 0 S: 5 P: 5	R: 0 H: 0 E: 0 LOB: 0 K: 0 BB: 0 S: 3 P: 3	R: 0 H: 0 E: 0 LOB: 1 K: 2 BB: 1 S: 7 P: 11	R: 0 H: 2 E: 0 LOB: 2 K: 1 BB: 0 S: 7 P: 7	R: 0 H: 2 E: 0 LOB: 2 K: 0 BB: 0 S: 5 P: 5	R: 0 H: 0 E: 0 LOB: 0 K: 1 BB: 0 S: 5 P: 5	1B: 5 2B: 2 3B: 0 HR: 0	SF: 0 SAC: 0 DP: 1 HBP: 0			WP: 1 PB: 0 SB: 0 CS: 0	PA: 34		

PITCHER		IP	WLS	BF	H	R	ER	SO	BB	IBB	HBP	BLK	WP	HR	S	P	ERA	WHIP
John Pacella, R ERA: 3.43	(1, 1)	6.2	W	25	4	0	0	7	2	0	0	0	0	0	37	45	0.00	0.900
Jeff Reardon, R ERA: 3.27	(7, 1)	2.1		9	2	0	0	2	0	0	0	0	1	0	13	13	0.00	0.857

PITCHER	IP	WLS	BF	H	R	ER	SO	BB	IBB	HBP	BLK	WP	HR	S	P	ERA	WHIP

New York Mets @ Atlanta Braves

Atlanta-Fulton County Stadium, Atlanta, GA

Thu Jul 17 1980, 7:05 PM EDT

Att. 7,107 - Unknown

livebaseballscorecards.com

AB	32
R	0
H	6
RBI	0
BB	2
SO	9
LOB	15

New York Mets @ Cincinnati Reds

Riverfront Stadium, Cincinnati, OH

Fri Jul 18 1980, 7:05 PM EDT

Unknown

TOP

livebaseballscorecards.com

Batter	1	2	3	4	5	6	7	8	9	AB	R	H	RBI	BB	SO	LOB
Lee Mazzilli, S (1, 8) OBP: 0.385, SLG: 0.472	F7		F8		L3			K		4	0	0	0	0	1	0
Frank Taveras, R (1, 6) OBP: 0.312, SLG: 0.323	F9			F7	5-3			1-3		4	0	0	0	0	0	0
Claudell Washington, L (1, 7) OBP: 0.332, SLG: 0.479	K			1B 3B		HR		5-3		4	2	2	1	0	1	0
John Stearns, R (1, 2) OBP: 0.347, SLG: 0.369		5-3		2B 1B (3-H)		K			F5	4	1	1	1	0	1	0
Mike Jorgensen, L (1, 3) OBP: 0.369, SLG: 0.443		BB		2B (1-H)		F9			4-3	3	0	1	1	1	0	0
Joel Youngblood, R (1, 9) OBP: 0.348, SLG: 0.407		L6		BB		L5			1-3	3	0	0	0	1	0	1
Elliott Maddox, R (1, 5) OBP: 0.364, SLG: 0.344		F9		F8			5-3			3	0	0	0	0	0	3
Doug Flynn, R (1, 4) OBP: 0.275, SLG: 0.266			F4	K			F8			3	0	0	0	0	1	2
Pete Falcone, L (1, 1)			6-3		K		5-3			2	0	0	0	0	1	0
Jerry Morales, R (7, PH) OBP: 0.289, SLG: 0.296										1	0	0	0	0	0	0
Tom Hausman, R (7, 1) OBP: 0.083, SLG: 0.083										0	0	0	0	0	0	0

	AB	31
	R	3
	H	4
	RBI	3
	BB	2
	SO	5
	LOB	6

Inning Stats	1	2	3	4	5	6	7	8	9	1B	SF	WP	PA	33
R	0	0	0	2	0	1	0	0	0	1	0	0		
E	0	0	0	0	0	0	0	0	0	2B 1	SAC 0	PB 0		
K	1	0	0	1	1	1	0	1	0	3B 1	DP 0	SB 0		
S	5	3	3	8	5	6	3	5	3	HR 1	HBP 0	CS 0		
H	0	0	0	3	0	1	0	0	0					
LOB	0	1	0	2	0	0	0	0	0					
BB	0	1	0	1	0	0	0	0	0					
P	5	7	3	12	5	6	3	5	3					

PITCHER		IP	WLS	BF	H	R	ER	SO	BB	IBB	HBP	BLK	WP	HR	S	P	ERA	WHIP
Frank Pastore, R (1, 1) ERA: 3.19		5.0		20	3	2	2	3	2	0	0	0	0	0	24	32	3.60	1.000
Mario Soto, R (6, 1) ERA: 4.15		4.0	W	13	1	1	1	2	0	0	0	0	0	1	17	17	2.25	0.250

PITCHER		IP	WLS	BF	H	R	ER	SO	BB	IBB	HBP	BLK	WP	HR	S	P	ERA	WHIP

New York Mets @ Cincinnati Reds

Riverfront Stadium, Cincinnati, OH

Fri Jul 18 1980, 7:05 PM EDT

Unknown

BOTTOM

Batter	1	2	3	4	5	6	7	8	9	AB	R	H	RBI	BB	SO	LOB
Sam Mejias, R (1, 8) OBP: 0.311, SLG: 0.353	F9	F7			K		SH1-4 1B			4	0	1	0	0	1	2
Junior Kennedy, R (1, 4) OBP: 0.340, SLG: 0.357	F9		S 1B		F8		SH1-4 1-2			3	0	1	0	0	0	0
Dave Concepcion, R (1, 6) OBP: 0.295, SLG: 0.339	K		5-3 1-2		5-3		5-3			4	0	0	0	0	1	2
George Foster, R (1, 7) OBP: 0.336, SLG: 0.450		K	K			F3	1-3			4	0	0	0	0	2	2
Ray Knight, R (1, 5) OBP: 0.320, SLG: 0.471		BB 2B BB	P6			K		5-3		3	1	0	0	1	1	1
Johnny Bench, R (1, 2) OBP: 0.353, SLG: 0.521		2B WP BB 1-2		K2-3		BB HR BB		K		2	2	0	0	2	2	0
Dan Driessen, L (1, 3) OBP: 0.391, SLG: 0.455		WP 2B 1-3 2-H		F8		HR BB 1-2		F4-3		3	1	1	1	1	0	0
Hector Cruz, R (1, 9) OBP: 0.298, SLG: 0.404		WP IBB		FC6-4 1B		HR 1-H 2-H				2	1	2	3	1	0	0
Frank Pastore, R (1, 1) OBP: 0.188, SLG: 0.133		K 1-2 2-3 3-H		FC6-4 1-2f		K				2	0	0	0	0	1	3
Mario Soto, R (6, 1)										1	0	0	0	0	1	0
Inning Stats	R: 0 E: 0 K: 1 S: 5 H: 0 LOB: 0 BB: 0 P: 5	R: 2 E: 0 K: 2 S: 8 H: 1 LOB: 2 BB: 3 P: 20	R: 0 E: 0 K: 1 S: 6 H: 1 LOB: 1 BB: 0 P: 6	R: 0 E: 0 K: 1 S: 6 H: 1 LOB: 1 BB: 0 P: 6	R: 0 E: 0 K: 1 S: 5 H: 0 LOB: 0 BB: 0 P: 5	R: 3 E: 0 K: 2 S: 8 H: 1 LOB: 0 BB: 2 P: 16	R: 0 E: 0 K: 0 S: 4 H: 1 LOB: 1 BB: 0 P: 4	R: 0 E: 0 K: 1 S: 5 H: 0 LOB: 0 BB: 0 P: 5		1B: 3 2B: 1 3B: 0 HR: 1	SF: 0 SAC: 1 DP: 0 HBP: 0			WP: 1 PB: 0 SB: 1 CS: 0	PA: 34		

PITCHER		IP	WLS	BF	H	R	ER	SO	BB	IBB	HBP	BLK	WP	HR	S	P	ERA	WHIP
Pete Falcone, L ERA: 5.34	(1, 1)	6.0	L	27	4	5	5	8	4	1	0	0	1	1	38	58	7.50	1.333
Tom Hausman, R ERA: 3.08	(7, 1)	2.0		7	1	0	0	1	0	0	0	0	0	0	9	9	0.00	0.500

PITCHER	IP	WLS	BF	H	R	ER	SO	BB	IBB	HBP	BLK	WP	HR	S	P	ERA	WHIP

livebaseballscorecards.com

AB	28
R	5
H	5
RBI	4
BB	5
SO	9
LOB	10

Batter	1	2	3	4	5	6	7	8	9	AB	R	H	RBI	BB	SO	LOB
Lee Mazzilli, S (1, 8) OBP: 0.389, SLG: 0.475	x 0-0 ① 1B		x 0-0 ③ G3			x 0-0 FC6-4 1-2 1B		x 0-0 4-3 1-3 3-H 1B		4	0	3	1	0	0	0
Frank Taveras, R (1, 6) Neil Allen, R (8, 1) OBP: 0.154, SLG: 0.154 Dyar Miller, R (8, 1)	x 0-0 ② 4-3			x 0-0 ① G3		x 0-0 ② FC6-4 1-2f		x 0-0 ① F2		4 0 0	0 0 0	0 0 0	0 0 0	0 0 0	0 0 0	4 0 0
Claudell Washington, L (1, 9) OBP: 0.325, SLG: 0.469	S S S 0-3 ③ K			x 0-0 ② F7		x 0-0 ③ F7		x 0-0 ② 4-3 1-2 3-H		4	0	0	1	0	1	3
Steve Henderson, R (1, 7) OBP: 0.386, SLG: 0.423		x 0-0 G3 S 1B		S S S 0-3 ③ K			B B B 4-0 G4-6-3 BB	S S S 0-3 ③ K		3	0	1	0	1	2	1
Mike Jorgensen, L (1, 3) OBP: 0.367, SLG: 0.439		x 0-0 ① G3 1-3			x 0-0 ① 1-3		x 0-0 ①② G4-6-3 1-2f		x 0-0 G5-4-3 1B	4	0	1	0	0	0	2
Joel Youngblood, R (1, 5) OBP: 0.344, SLG: 0.401		S S S 0-3 ② K			S S S 0-3 ② K		x 0-0 ③ F9		x 0-0 ①② G5-4-3 1-2f	4	0	0	0	0	2	2
Alex Trevino, R (1, 2) OBP: 0.353, SLG: 0.333 (8, 4)		S S S 0-3 ③ K			S S S 0-3 ③ K			x 0-0 BB 1B	x 0-0 ③ 4-3	4	1	1	0	0	2	1
Doug Flynn, R (1, 4) OBP: 0.281, SLG: 0.268 (8, 6)			x 0-0 CS 1B			B B B 4-0 1B BB		B B B 4-0 1B 1B 1-2 BB		1	1	1	0	2	0	0
Mark Bomback, R (1, 1) OBP: 0.333, SLG: 0.348 Tom Hausman, R (5, 1) OBP: 0.083, SLG: 0.083 Jerry Morales, R (6, PH) OBP: 0.287, SLG: 0.293 Ed Glynn, R (6, 1) John Stearns, R (8, PH) OBP: 0.349, SLG: 0.371 (8, 2)			S S S 0-3 ①② K 1-2			x 0-0 ① F4		x 0-0 1B 4-3 1-3 2-H 1B		1 0 1 0 1	0 0 0 0 1	0 0 0 0 1	0 0 0 0 1	1 0 0 0 0	1 0 0 0 0	1 0 1 0 0
Inning Stats	R: 0 E: 0 K: 1 S: 5 H: 1 LOB: 0 BB: 0 P: 5	R: 0 E: 0 K: 2 S: 8 H: 1 LOB: 1 BB: 0 P: 8	R: 0 E: 0 K: 1 S: 5 H: 1 LOB: 0 BB: 0 P: 5	R: 0 E: 0 K: 1 S: 5 H: 0 LOB: 0 BB: 0 P: 5	R: 0 E: 0 K: 2 S: 7 H: 0 LOB: 0 BB: 0 P: 7	R: 0 E: 0 K: 0 S: 4 H: 1 LOB: 2 BB: 1 P: 8	R: 0 E: 0 K: 0 S: 2 H: 0 LOB: 0 BB: 1 P: 6	R: 3 E: 0 K: 1 S: 8 H: 3 LOB: 1 BB: 1 P: 12	R: 0 E: 0 K: 0 S: 3 H: 1 LOB: 0 BB: 0 P: 3	1B: 8 2B: 0 3B: 0 HR: 0	SF: 0 SAC: 0 DP: 2 HBP: 0						

PITCHER	IP	WLS	BF	H	R	ER	SO	BB	IBB	HBP	BLK	WP	HR	S	P	ERA	WHIP
Bruce Berenyi, R (1, 1) ERA: 9.49	7.0	W	27	6	3	3	7	3	0	0	0	0	0	38	50	3.86	1.286
Tom Hume, R (8, 1) ERA: 3.3	2.0	S	7	2	0	0	1	0	0	0	0	0	0	9	9	0.00	1.000

PITCHER	IP	WLS	BF	H	R	ER	SO	BB	IBB	HBP	BLK	WP	HR	S	P	ERA	WHIP

TOP

New York Mets @ Cincinnati Reds

Riverfront Stadium, Cincinnati, OH

Fri Jul 18 1980, 7:05 PM EDT
Att. 30,026 - Unknown

livebaseballscorecards.com

AB	31
R	3
H	8
RBI	3
BB	3
SO	8
LOB	15

1B: 8	SF: 0	WP: 0	PA: 34
2B: 0	SAC: 0	PB: 0	
3B: 0	DP: 2	SB: 1	
HR: 0	HBP: 0	CS: 1	

New York Mets @ Cincinnati Reds

Riverfront Stadium, Cincinnati, OH

Fri Jul 18 1980, 7:05 PM EDT

Att. 30,026 - Unknown

BOTTOM

Batter	1	2	3	4	5	6	7	8	9	AB	R	H	RBI	BB	SO	LOB
Dave Collins, S (1, 8) OBP: 0.353, SLG: 0.360	CS 1B		E5 F4-3 5-3		SF8 1B HR BB	K		1B 1-2 BB		3	1	1	0	1	1	2
Sam Mejias, R (7, 8) OBP: 0.319, SLG: 0.353										0	0	0	0	1	0	0
Dave Concepcion, R (1, 6) OBP: 0.296, SLG: 0.340	5-3 1-2		5-3 1-2		HR 1-2 2-3 1B		1B	K		5	1	2	0	0	1	4
Ken Griffey, L (1, 9) OBP: 0.382, SLG: 0.452	K		F4-3 2-3		SF8 2-3 3-H		F3	1-3 2-H 1B		4	0	1	2	0	1	2
George Foster, R (1, 7) OBP: 0.333, SLG: 0.456		5-3	L8		1-H 3-H HR		P3	F8		5	1	1	3	0	0	4
Dan Driessen, L (1, 3) OBP: 0.389, SLG: 0.462		HR		L9	F4-3		F7			4	1	1	1	0	0	1
Ray Knight, R (1, 5) OBP: 0.324, SLG: 0.475		1B 1B		F4-3		FC1-5 BB BB		2B 2B		3	1	2	0	1	0	0
Joe Nolan, L (1, 2) OBP: 0.338, SLG: 0.397		1-3 1B		G3		F8		P4		4	0	1	0	0	0	2
Ron Oester, S (1, 4) OBP: 0.314, SLG: 0.348		K			1B SH1 SF8 1B	1-2 FC1-5 BB		2-H 1B 2B		3	2	2	1	1	1	2
Bruce Berenyi, R (1, 1)		6-3			SH1 1-2	FC1-5 1-2 2-3f		BB 2-H 1B 1B		2	0	0	0	0	0	4
Tom Hume, R (8, 1) OBP: 0.286, SLG: 0.429										1	1	1	1	0	0	0
Inning Stats	R: 0 E: 0 K: 1 S: 5 H: 1 LOB: 0 BB: 0 P: 5	R: 1 E: 0 K: 1 S: 8 H: 3 LOB: 2 BB: 0 P: 8	R: 0 E: 1 K: 0 S: 4 H: 0 LOB: 1 BB: 0 P: 4	R: 0 E: 0 K: 0 S: 3 H: 0 LOB: 0 BB: 0 P: 3	R: 4 E: 0 K: 0 S: 6 H: 3 LOB: 0 BB: 1 P: 10	R: 0 E: 0 K: 1 S: 5 H: 0 LOB: 2 BB: 2 P: 13	R: 0 E: 0 K: 0 S: 4 H: 1 LOB: 1 BB: 0 P: 4	R: 3 E: 0 K: 1 S: 9 H: 4 LOB: 2 BB: 1 P: 13		1B: 8 2B: 2 3B: 0 HR: 2	SF: 1 SAC: 1 DP: 0 HBP: 0				WP: 0 PB: 0 SB: 0 CS: 1	PA: 40	

livebaseballscorecards.com

	AB	34
	R	8
	H	12
	RBI	8
	BB	4
	SO	4
	LOB	21

PITCHER		IP	WLS	BF	H	R	ER	SO	BB	IBB	HBP	BLK	WP	HR	S	P	ERA	WHIP
Mark Bomback, R ERA: 4.62	(1, 1)	4.2	L	21	6	4	4	2	1	0	0	0	0	1	24	28	7.71	1.500
Tom Hausman, R ERA: 3.18	(5, 1)	0.1		2	1	1	1	0	0	0	0	0	0	1	2	2	27.00	3.000
Ed Glynn, L ERA: 2.93	(6, 1)	2.0		9	1	0	0	1	2	0	0	0	0	0	9	17	0.00	1.500
Neil Allen, R ERA: 3.53	(8, 1)	0.2		7	4	3	3	1	1	0	0	0	0	0	8	12	40.50	7.500
Dyar Miller, R ERA:	(8, 1)	0.1		1	0	0	0	0	0	0	0	0	0	0	1	1	0.00	0.000

PITCHER	IP	WLS	BF	H	R	ER	SO	BB	IBB	HBP	BLK	WP	HR	S	P	ERA	WHIP

Batter	1	2	3	4	5	6	7	8	9	AB	R	H	RBI	BB	SO	LOB
Lee Mazzilli, S (1, 3) OBP: 0.387, SLG: 0.480	SSS 0-3 ① K	x 0-0 ③ F9			x 0-0 HR	x 0-0 ① F8		x 0-0 ① G3	x 0-0 ② F8	5	1	1	1	0	1	1
Dan Norman, R (8, 7) OBP: 0.167, SLG: 0.259										1	0	0	0	0	0	0
Bill Almon, R (1, 6) OBP: 0.300, SLG: 0.396	x 0-0 1B 2B 1B		x 0-0 ① F9		x 0-0 E 1B 1B	SSS 0-3 ② K		x 0-0 1B 1B 1B	x 0-0 1B 3B	6	4	4	0	0	1	0
Steve Henderson, R (1, 7) OBP: 0.389, SLG: 0.424	x 0-0 1-2 2B 1B		x 0-0 ② L6		x 0-0 E6 1B 1-3 1B	BBBB 4-0 BB		x 0-0 1-3 S 1B 1B	x 0-0 1B 3-H 1B	4	3	2	0	1	0	1
Mike Jorgensen, L (8, 3) OBP: 0.369, SLG: 0.442										1	1	1	1	0	0	0
John Stearns, R (1, 2) OBP: 0.352, SLG: 0.377	x 0-0 WP 1-H 2-H 2B		x 0-0 ③ 6-3		x 0-0 1B 1-2 1B 3-H 1B	x 0-0 ③ F8		SSS 0-3 ② K 1-2	x 0-0 1B 1-2 1B	6	1	3	3	0	1	3
Joel Youngblood, R (1, 9) OBP: 0.347, SLG: 0.404	x 0-0 ② 5-3 2-3			x 0-0 FC1-6 1B	x 0-0 ① P4		x 0-0 ① F7	x 0-0 2-H 3-H BB BB 1B	x 0-0 1-3 2-H 1B	6	0	3	3	0	0	3
Jerry Morales, R (1, 8) OBP: 0.296, SLG: 0.298	x 0-0 ③ 6-3			x 0-0 ① FC1-6 1-2f 2B	x 0-0 1-3 F9 1B 2-H 1B		x 0-0 E 1B	BBBB 4-0 1-2 BB BB	x 0-0 ③ F2	5	2	2	1	1	0	4
Elliott Maddox, R (1, 5) OBP: 0.368, SLG: 0.351		x 0-0 ① L5		x 0-0 F4-3 1-H 2B	x 0-0 1-2 3-H 1B		x 0-0 ② F8	BBBB 4-0 1-2 2-3 BB		4	0	2	2	1	0	1
Doug Flynn, R (1, 4) OBP: 0.280, SLG: 0.273		x 0-0 ② F1-3		x 0-0 ② F4-3 2-3	x 0-0 ② F9 2-3		x 0-0 E4 1-H 3B	x 0-0 ③ F4		5	1	1	1	0	0	6
Roy Lee Jackson, R (1, 1) OBP: 0.200, SLG: 0.600		x 0-0 3B		x 0-0 ③ 1-3	x 0-0 ③ P4		x 0-0 ③ F9		SSS 0-3 ① K	5	0	1	0	0	1	3

TOP

New York Mets @ Cincinnati Reds

Riverfront Stadium, Cincinnati, OH

Sat Jul 19 1980, 7:05 PM EDT

Att. 40,079 - Unknown

livebaseballscorecards.com

	AB	R	H	RBI	BB	SO	LOB
	48	13	20	12	3	4	22

Inning Stats	1	2	3	4	5	6	7	8	9
	R: 2 E: 0 K: 1 S: 8	H: 3 LOB: 1 BB: 0 P: 8	R: 0 E: 0 K: 0 S: 4	H: 1 LOB: 1 BB: 0 P: 4	R: 0 E: 0 K: 0 S: 3	H: 0 LOB: 0 BB: 0 P: 3	R: 1 E: 0 K: 0 S: 5	H: 2 LOB: 1 BB: 0 P: 5	R: 4 E: 1 K: 0 S: 9	H: 5 LOB: 2 BB: 0 P: 9
	R: 0 E: 0 K: 1 S: 5	H: 0 LOB: 1 BB: 1 P: 9	R: 2 E: 1 K: 0 S: 5	H: 2 LOB: 0 BB: 0 P: 5	R: 2 E: 0 K: 1 S: 8	H: 3 LOB: 3 BB: 2 P: 16	R: 2 E: 0 K: 1 S: 9	H: 4 LOB: 2 BB: 0 P: 9		

	1B: 14	SF: 0	WP: 1	PA: 51
	2B: 2	SAC: 0	PB: 0	
	3B: 3	DP: 0	SB: 1	
	HR: 1	HBP: 0	CS: 0	

PITCHER		IP	WLS	BF	H	R	ER	SO	BB	IBB	HBP	BLK	WP	HR	S	P	ERA	WHIP
Charlie Leibrandt, L ERA: 4.22	(1, 1)	4.0	L	22	9	7	6	1	0	0	0	0	1	1	24	24	13.50	2.250
Joe Price, L ERA: 5.54	(5, 1)	3.0		14	4	2	1	1	1	0	0	0	0	0	15	19	3.00	1.667
Doug Bair, R ERA: 5.37	(8, 1)	0.2		7	3	2	2	1	2	0	0	0	0	0	7	15	27.00	7.500
Dave Tomlin, L ERA: 6.55	(8, 1)	1.1		8	4	2	2	1	0	0	0	0	0	0	10	10	13.50	3.000

PITCHER		IP	WLS	BF	H	R	ER	SO	BB	IBB	HBP	BLK	WP	HR	S	P	ERA	WHIP

Batter	1	2	3	4	5	6	7	8	9	AB	R	H	RBI	BB	SO	LOB
Dave Collins, S (1, 8) OBP: 0.355, SLG: 0.358	BBBB 4-0 S 1B BB		BBBB 4-0 S 1B BB		SSS 0-3 ② K			x 0-0 ② F7		2	2	0	0	2	1	0
Dave Concepcion, R (1, 6) OBP: 0.293, SLG: 0.336	SSS 0-3 ① K 1-3		SSS 0-3 ① K 1-2		x 0-0 ③ F4			x 0-0 ③ F9		4	0	0	0	0	2	2
Ken Griffey, L (1, 9) OBP: 0.381, SLG: 0.449	SSS 0-3 ② K		x 0-0 S 1B 2-H 1B			x 0-0 ① F4-3			SSS 0-3 ① K	4	1	1	1	0	2	1
George Foster, R (1, 7) OBP: 0.336, SLG: 0.457	x 0-0 3-H 1B		x 0-0 G1-6-3 1-H 1B			x 0-0 ② F7			x 0-0 ② L6	4	0	2	2	0	0	0
Dan Driessen, L (1, 3) OBP: 0.385, SLG: 0.456	SSS 0-3 ③ K		x 0-0 ②③ G1-6-3 1-2f			SSS 0-3 ③ K			x 0-0 ③ 3-1	4	0	0	0	0	2	2
Ray Knight, R (1, 5) OBP: 0.322, SLG: 0.471		x 0-0 ① F7		x 0-0 ① 5-3			x 0-0 ① 5-3			3	0	0	0	0	0	0
Johnny Bench, R (1, 2) OBP: 0.353, SLG: 0.516 Doug Bair, R (8, 1) Dave Tomlin, L (8, 1)	BBBB 4-0 BB			x 0-0 ② F7			SSS 0-3 ② K			2 0 0	0 0 0	0 0 0	0 0 0	1 0 0	1 0 0	0 0 0
Ron Oester, S (1, 4) OBP: 0.301, SLG: 0.333		SSS 0-3 ② K		SSS 0-3 ③ K			x 0-0 ③ 2-3			3	0	0	0	0	2	1
Charlie Leibrandt, R (1, 1) OBP: 0.234, SLG: 0.233 Joe Price, R (5, 1) OBP: 0.077, SLG: 0.077 Joe Nolan, L (8, 2) OBP: 0.333, SLG: 0.391		SSS 0-3 ③ K			x 0-0 ① 6-3			SSS 0-3 ① K		1 1 1	0 0 0	0 0 0	0 0 0	0 0 0	1 0 1	1 0 0
Inning Stats	R: 1 E: 0 K: 3 S: 10	H: 1 LOB: 1 BB: 1 P: 14	R: 0 E: 0 K: 2 S: 7	H: 0 LOB: 1 BB: 1 P: 11	R: 2 E: 0 K: 1 S: 6	H: 2 LOB: 0 BB: 1 P: 10	R: 0 E: 0 K: 1 S: 5	H: 0 LOB: 0 BB: 0 P: 5	R: 0 E: 0 K: 1 S: 5	H: 0 LOB: 0 BB: 0 P: 5	R: 0 E: 0 K: 1 S: 5	H: 0 LOB: 0 BB: 0 P: 5	R: 0 E: 0 K: 1 S: 5	H: 0 LOB: 0 BB: 0 P: 5	R: 0 E: 0 K: 1 S: 5	H: 0 LOB: 0 BB: 0 P: 5

PITCHER	IP	WLS	BF	H	R	ER	SO	BB	IBB	HBP	BLK	WP	HR	S	P	ERA	WHIP
Roy Lee Jackson, R (1, 1) ERA: 4.35	9.0	W	32	3	3	3	12	3	0	0	0	0	0	53	65	3.00	0.667

PITCHER	IP	WLS	BF	H	R	ER	SO	BB	IBB	HBP	BLK	WP	HR	S	P	ERA	WHIP

BOTTOM

New York Mets @ Cincinnati Reds

Riverfront Stadium, Cincinnati, OH

Sat Jul 19 1980, 7:05 PM EDT

Att. 40,079 - Unknown

livebaseballscorecards.com

AB	29
R	3
H	3
RBI	3
BB	3
SO	12
LOB	7

1B: 3	SF: 0	WP: 0	PA: 32
2B: 0	SAC: 0	PB: 0	
3B: 0	DP: 1	SB: 4	
HR: 0	HBP: 0	CS: 0	

Batter	1	2	3	4	5	6	7	8	9	AB	R	H	RBI	BB	SO	LOB
Lee Mazzilli, S (1, 8) OBP: 0.385, SLG: 0.486	F8		4-3			K		1-H HR		4	1	1	2	0	1	2
Bill Almon, R (1, 6) Joel Youngblood, R (6, PH) (6, 4) Jeff Reardon, R (8, 1) OBP: 0.288, SLG: 0.380 OBP: 0.345, SLG: 0.401	5-3			F9		K		F8		2 2 0	0 0 0	0 0 0	0 0 0	0 0 0	0 1 0	0 2 0
Claudell Washington, L (1, 9) OBP: 0.319, SLG: 0.460	K			G3		4-3		F7		4	0	0	0	0	1	2
Steve Henderson, R (1, 7) OBP: 0.387, SLG: 0.432		HR		F7			P4		1-3	4	1	1	1	0	0	0
Mike Jorgensen, L (1, 3) OBP: 0.363, SLG: 0.433		K			F8		F8		4-3	4	0	0	0	0	1	0
John Stearns, R (1, 2) OBP: 0.351, SLG: 0.375		6-3			6-3		1B		6-3	4	0	1	0	0	0	0
Elliott Maddox, R (1, 5) OBP: 0.365, SLG: 0.346		5-3			5-3		5-3			3	0	0	0	0	0	1
Doug Flynn, R (1, 4) (6, 6) (8, 4) OBP: 0.284, SLG: 0.283			F8			3B		HR 1B		3	1	2	0	0	0	0
Pat Zachry, R (1, 1) Jerry Morales, R (6, PH) Ed Glynn, R (6, 1) Dyar Miller, R (6, 1) Frank Taveras, R (8, PH) (8, 6) OBP: 0.077, SLG: 0.042 OBP: 0.301, SLG: 0.303 OBP: 0.308, SLG: 0.319			K			1B		F2		1 1 0 0 1	0 0 0 0 0	0 1 0 0 0	0 0 0 0 0	1 0 0 0 0	0 0 0 0 0	0 0 0 0 1
Inning Stats	R: 0 E: 0 K: 1 S: 5 H: 0 LOB: 0 BB: 0 P: 5	R: 1 E: 0 K: 1 S: 6 H: 1 LOB: 0 BB: 0 P: 6	R: 0 E: 0 K: 1 S: 5 H: 0 LOB: 0 BB: 0 P: 5	R: 0 E: 0 K: 0 S: 3 H: 0 LOB: 0 BB: 0 P: 3	R: 0 E: 0 K: 0 S: 3 H: 0 LOB: 0 BB: 0 P: 3	R: 0 E: 0 K: 2 S: 9 H: 2 LOB: 2 BB: 0 P: 9	R: 0 E: 0 K: 0 S: 4 H: 1 LOB: 1 BB: 0 P: 4	R: 2 E: 0 K: 0 S: 5 H: 2 LOB: 0 BB: 0 P: 5	R: 0 E: 0 K: 0 S: 3 H: 0 LOB: 0 BB: 0 P: 3	1B: 3 2B: 0 3B: 1 HR: 2	SF: 0 SAC: 0 DP: 0 HBP: 0						

TOP

New York Mets @ Cincinnati Reds

Riverfront Stadium, Cincinnati, OH

Sun Jul 20 1980, 3:33 AM EDT

Att. 24,081 - Unknown

livebaseballscorecards.com

AB	33
R	3
H	6
RBI	3
BB	0
SO	5
LOB	8

WP: 0 PB: 0 SB: 0 CS: 0 PA: 33

PITCHER		IP	WLS	BF	H	R	ER	SO	BB	IBB	HBP	BLK	WP	HR	S	P	ERA	WHIP
Paul Moskau, R ERA: 3.91	(1, 1)	8.0		30	6	3	3	5	0	0	0	0	0	2	40	40	3.38	0.750
Tom Hume, R ERA: 3.25	(9, 1)	1.0	W	3	0	0	0	0	0	0	0	0	0	0	3	3	0.00	0.000

PITCHER		IP	WLS	BF	H	R	ER	SO	BB	IBB	HBP	BLK	WP	HR	S	P	ERA	WHIP

Batter	1	2	3	4	5	6	7	8	9	AB	R	H	RBI	BB	SO	LOB
Dave Collins, S (1, 8) OBP: 0.360, SLG: 0.363	CS 1B		S 3B 1B		S 1B		K		F4	4	1	3	0	0	1	0
Sam Mejias, R (8, 8) OBP: 0.315, SLG: 0.349										1	0	0	0	0	0	0
Dave Concepcion, R (1, 6) OBP: 0.297, SLG: 0.336	F9 1-2		3B 1-2 BB		1-2 BB		E 1B		F8	3	1	1	0	2	0	1
Ken Griffey, L (1, 9) OBP: 0.384, SLG: 0.466	E 1B BB		6-3 1-H 2-H 3B		L6		4-3 1-3		HR	4	2	2	3	1	0	3
George Foster, R (1, 7) OBP: 0.334, SLG: 0.454	E6 1-3 1B		6-3 3-H		K		F8			4	0	1	1	0	1	3
Dan Driessen, L (1, 3) OBP: 0.386, SLG: 0.453	K		F8			E S G1-2-3 BB		FC4-6 SH3-4 BB		2	0	0	0	2	1	2
Ray Knight, R (1, 5) OBP: 0.324, SLG: 0.473		F4-6-3 1B		F7		G1-2-3 E 1-2 1B		SH3-4 1-2		3	0	2	0	0	0	0
Joe Nolan, L (1, 2) OBP: 0.329, SLG: 0.375		F4-6-3 1-2		3-1		E3 G1-2-3 1-2 2-3		FC4-6 BB		3	0	0	0	1	0	3
Junior Kennedy, R (1, 4) OBP: 0.337, SLG: 0.354		F9		F7		G1-2-3 1-2 2-3 3-Hf		FC4-6 1-2f 2-3		3	0	0	0	0	0	3
Harry Spilman, L (8, PH) OBP: 0.324, SLG: 0.397										1	0	0	0	0	0	2
Ron Oester, S (9, 4) OBP: 0.301, SLG: 0.333										0	0	0	0	0	0	0
Paul Moskau, R (1, 1) OBP: 0.111, SLG: 0.115			K		F8	F6-3		K		3	0	0	0	0	1	2
Johnny Bench, R (8, PH) OBP: 0.352, SLG: 0.514										1	0	0	0	0	1	2
Tom Hume, R (9, 1) OBP: 0.286, SLG: 0.429										0	0	0	0	0	0	0
Inning Stats	R: 0 E: 1 K: 1 S: 6 H: 2 LOB: 2 BB: 1 P: 10	R: 0 E: 0 K: 0 S: 3 H: 1 LOB: 0 BB: 0 P: 3	R: 3 E: 0 K: 1 S: 7 H: 2 LOB: 0 BB: 1 P: 11	R: 0 E: 0 K: 0 S: 3 H: 0 LOB: 0 BB: 0 P: 3	R: 0 E: 0 K: 1 S: 6 H: 1 LOB: 2 BB: 1 P: 10	R: 0 E: 1 K: 0 S: 4 H: 1 LOB: 2 BB: 1 P: 8	R: 0 E: 1 K: 1 S: 6 H: 1 LOB: 1 BB: 0 P: 6	R: 0 E: 0 K: 1 S: 5 H: 0 LOB: 2 BB: 2 P: 13	R: 1 E: 0 K: 0 S: 3 H: 1 LOB: 0 BB: 0 P: 3	1B: 7 2B: 0 3B: 1 HR: 1	SF: 0 SAC: 1 DP: 2 HBP: 0						

BOTTOM

New York Mets @ Cincinnati Reds

Riverfront Stadium, Cincinnati, OH

Sun Jul 20 1980, 3:33 AM EDT

Att. 24,081 - Unknown

livebaseballscorecards.com

AB	32
R	4
H	9
RBI	4
BB	6
SO	5
LOB	21

PITCHER		IP	WLS	BF	H	R	ER	SO	BB	IBB	HBP	BLK	WP	HR	S	P	ERA	WHIP
Pat Zachry, R ERA: 2.99	(1, 1)	5.0		22	6	3	3	3	3	0	0	0	0	0	25	37	5.40	1.800
Ed Glynn, L ERA: 2.93	(6, 1)	0.0		3	1	0	0	0	1	0	0	0	0	0	2	6	∞	∞
Dyar Miller, R ERA:	(6, 1)	2.0		6	1	0	0	1	0	0	0	0	0	0	8	8	0.00	0.500
Jeff Reardon, R ERA: 3.33	(8, 1)	1.2	L	8	1	1	1	1	2	0	0	0	0	1	8	16	5.40	1.800

PITCHER	IP	WLS	BF	H	R	ER	SO	BB	IBB	HBP	BLK	WP	HR	S	P	ERA	WHIP

Batter	1	2	3	4	5	6	7	8	9	AB	R	H	RBI	BB	SO	LOB
Lee Mazzilli, S (1, 3) OBP: 0.384, SLG: 0.484	G3		1B		6-3			F5		4	0	1	0	0	0	0
Frank Taveras, R (1, 6) OBP: 0.310, SLG: 0.321	PB 1B		1-2 1B		6-3			6-3		4	0	2	0	0	0	0
Claudell Washington, L (1, 9) OBP: 0.318, SLG: 0.456	K 1-2		F9			E E 1B 1B		K		4	1	1	0	0	2	3
John Stearns, R (1, 2) OBP: 0.350, SLG: 0.373	F9			6-3		CS 1-H 1B			5-3	4	0	1	1	0	0	1
Joel Youngblood, R (1, 8) OBP: 0.343, SLG: 0.397		5-3		5-3 E HBP		F9 1-2			F7	3	1	0	0	0	0	1
Steve Henderson, R (1, 7) OBP: 0.382, SLG: 0.426		F7		5-3 1-2		F9			K	4	0	0	0	0	1	1
Elliott Maddox, R (1, 5) OBP: 0.368, SLG: 0.350		F9		E9 2-H 1B			CS 1B			3	0	2	1	0	0	0
Doug Flynn, R (1, 4) OBP: 0.281, SLG: 0.281			F6-3	F5-3			F7 1-2			3	0	0	0	0	0	2
Tom Hausman, R (1, 1) OBP: 0.067, SLG: 0.067 Neil Allen, R (7, 1) OBP: 0.154, SLG: 0.154			4-3		4-3		K			3 0	0 0	0 0	0 0	1 0	0 0	0 0
Inning Stats	R: 0 E: 0 K: 1 S: 6 H: 1 LOB: 1 BB: 0 P: 6	R: 0 E: 0 K: 0 S: 3 H: 0 LOB: 0 BB: 0 P: 3	R: 0 E: 0 K: 0 S: 5 H: 2 LOB: 2 BB: 0 P: 5	R: 1 E: 1 K: 0 S: 4 H: 1 LOB: 1 BB: 0 P: 5	R: 0 E: 0 K: 0 S: 3 H: 0 LOB: 0 BB: 0 P: 3	R: 1 E: 1 K: 0 S: 4 H: 2 LOB: 0 BB: 0 P: 4	R: 0 E: 0 K: 1 S: 5 H: 1 LOB: 0 BB: 0 P: 5	R: 0 E: 0 K: 1 S: 5 H: 0 LOB: 0 BB: 0 P: 5	R: 0 E: 0 K: 1 S: 5 H: 0 LOB: 0 BB: 0 P: 5	1B: 7 2B: 0 3B: 0 HR: 0	SF: 0 SAC: 0 DP: 0 HBP: 1						

PITCHER		IP	WLS	BF	H	R	ER	SO	BB	IBB	HBP	BLK	WP	HR	S	P	ERA	WHIP
Ken Forsch, R ERA: 3.13	(1, 1)	7.0		27	7	2	1	2	0	0	1	0	0	0	30	31	1.29	1.000
Frank LaCorte, R ERA: 1.23	(8, 1)	2.0	W	6	0	0	0	2	0	0	0	0	0	0	10	10	0.00	0.000

PITCHER	IP	WLS	BF	H	R	ER	SO	BB	IBB	HBP	BLK	WP	HR	S	P	ERA	WHIP

New York Mets @ Houston Astros

Astrodome, Houston, TX

Mon Jul 21 1980, 8:05 PM EDT

Att. 20,548 - Unknown

TOP

livebaseballscorecards.com

AB	32
R	2
H	7
RBI	2
BB	0
SO	4
LOB	8

1B: 7 2B: 0 3B: 0 HR: 0 SF: 0 SAC: 0 DP: 0 HBP: 1

WP: 0 PB: 1 SB: 0 CS: 2 PA: 33

Batter	1	2	3	4	5	6	7	8	9	AB	R	H	RBI	BB	SO	LOB
Rafael Landestoy, S (1, 4) OBP: 0.318, SLG: 0.357	F4-3		SH3-4 1-2		1B		CS 3-H 1B		K	4	0	2	1	0	1	3
Terry Puhl, L (1, 9) OBP: 0.362, SLG: 0.430	F4-3 E BB		K		F4		CS 1-2	F4-3	1-2 2-3 3-H 1B	4	0	1	1	1	1	2
Danny Heep, L (1, 3) OBP: 0.231, SLG: 0.167	F4-3 1-3		F9			K		F7		4	0	0	0	0	1	2
Jose Cruz, L (1, 7) OBP: 0.363, SLG: 0.419	6-3			K2-3		1-3		E6		4	0	0	0	0	1	1
Cesar Cedeno, R (1, 8) OBP: 0.374, SLG: 0.469		5-3		E S BB		F4-3		K		3	0	0	0	1	1	1
Enos Cabell, R (1, 5) OBP: 0.299, SLG: 0.350		K		K 1-3			6-3 2B 1B		F3	4	1	1	0	0	2	1
Alan Ashby, S (1, 2) OBP: 0.321, SLG: 0.335 Jeffrey Leonard, R (9, PR) OBP: 0.261, SLG: 0.317		FC5-4 BB		F4-3			6-3 1-2		1B 1B BB	2 0	0 1	0 0	0 0	2 0	0 0	2 0
Craig Reynolds, L (1, 6) OBP: 0.240, SLG: 0.303		FC5-4 1-2f			K		WP 2-H 1B 2B		1B IBB 1-3 1B	4	1	2	1	0	1	1
Ken Forsch, R (1, 1) OBP: 0.286, SLG: 0.347 Joe Morgan, L (7, PH) OBP: 0.345, SLG: 0.356 Frank LaCorte, R (8, 1) OBP: 0.200, SLG: 0.200 Denny Walling, L (9, PH) OBP: 0.388, SLG: 0.421 Luis Pujols, R (9, PR) OBP: 0.276, SLG: 0.254			SH3-4 1B		K		F7 2-3		1B 1-2 IBB	2 1 0 0 0	0 0 0 0 0	1 0 0 0 0	0 0 0 0 0	0 0 0 0 0	1 0 0 1 0	0 1 0 0 0
Inning Stats	R: 0 E: 1 K: 0 S: 3 H: 0 LOB: 1 BB: 1 P: 7	R: 0 E: 0 K: 1 S: 5 H: 0 LOB: 1 BB: 1 P: 9	R: 0 E: 0 K: 1 S: 6 H: 1 LOB: 1 BB: 0 P: 6	R: 0 E: 0 K: 2 S: 7 H: 0 LOB: 1 BB: 1 P: 11	R: 0 E: 0 K: 2 S: 8 H: 1 LOB: 1 BB: 0 P: 8	R: 0 E: 0 K: 1 S: 5 H: 0 LOB: 0 BB: 0 P: 5	R: 2 E: 0 K: 0 S: 5 H: 3 LOB: 0 BB: 0 P: 5	R: 0 E: 1 K: 1 S: 6 H: 0 LOB: 1 BB: 0 P: 6	R: 1 E: 0 K: 1 S: 6 H: 2 LOB: 3 BB: 2 P: 14	1B: 6 2B: 1 3B: 0 HR: 0	SF: 0 SAC: 1 DP: 0 HBP: 0				WP: 1 PB: 0 SB: 1 CS: 1	PA: 39	

PITCHER		IP	WLS	BF	H	R	ER	SO	BB	IBB	HBP	BLK	WP	HR	S	P	ERA	WHIP
Tom Hausman, R ERA: 3.15	(1, 1)	6.1		26	4	2	2	7	3	0	0	0	0	0	37	49	2.84	1.105
Neil Allen, R ERA: 3.55	(7, 1)	2.1	L	12	3	1	1	2	1	1	0	0	1	0	14	22	3.86	1.714

PITCHER	IP	WLS	BF	H	R	ER	SO	BB	IBB	HBP	BLK	WP	HR	S	P	ERA	WHIP

BOTTOM

New York Mets @ Houston Astros

Astrodome, Houston, TX

Mon Jul 21 1980, 8:05 PM EDT

Att. 20,548 - Unknown

livebaseballscorecards.com

AB	32
R	3
H	7
RBI	3
BB	5
SO	9
LOB	14

New York Mets @ Houston Astros

Astrodome, Houston, TX

Tue Jul 22 1980, 8:05 PM EDT

Att. 26,815 - Unknown

TOP

livebaseballscorecards.com

Batter	1	2	3	4	5	6	7	8	9	AB	R	H	RBI	BB	SO	LOB
Lee Mazzilli, S (1, 8) OBP: 0.387, SLG: 0.485	S 1B		G3 S 3B 1B	WP 1B 1-3 2-H		4-3			K	5	1	3	1	0	1	0
Frank Taveras, R (1, 6) OBP: 0.309, SLG: 0.317	F7 1-2		K 1-2	5-3 1-2 3-H			G5-4-3 1B BB		L8	4	0	0	0	1	1	3
Claudell Washington, L (1, 9) OBP: 0.317, SLG: 0.452	K		G3 2-3	K			G5-4-3 1-2			4	0	1	0	0	2	3
Steve Henderson, R (1, 7) OBP: 0.384, SLG: 0.434	6-3		3B 3-H		1B		G5-4-3 1-2f 2-3			4	0	2	1	0	0	3
Mike Jorgensen, L (1, 3) OBP: 0.357, SLG: 0.424		K	F5		K		F9			4	0	0	0	0	2	3
John Stearns, R (1, 2) OBP: 0.348, SLG: 0.370		1B PB BB		L4	F8			4-3		3	1	0	0	1	0	1
Elliott Maddox, R (1, 5) OBP: 0.369, SLG: 0.350		PB 1-3 1B		1B 1B BB	F9			F7		3	1	1	0	1	0	1
Doug Flynn, R (1, 4) OBP: 0.281, SLG: 0.280		F8 1-2 3-H		1B 1B 1B 1-2		F4-3		F6-3		4	1	1	0	0	0	1
John Pacella, R (1, 1) OBP: 0.118, SLG: 0.176 Mark Bomback, R (3, 1) OBP: 0.333, SLG: 0.348 Alex Trevino, R (4, PH) OBP: 0.359, SLG: 0.340 Ed Glynn, R (4, 1) Dyar Miller, R (6, 1) Joel Youngblood, R (9, PH) OBP: 0.342, SLG: 0.395		6-3		WP 1B 1-2 2-H		K			F9	1 0 1 1 0 1	0 0 1 0 0 0	0 0 1 0 0 0	0 0 1 0 0 0	0 0 0 0 0 0	0 0 0 1 0 0	1 0 0 0 0 0
Inning Stats	R: 0 E: 0 K: 1 S: 6 H: 1 LOB: 1 BB: 0 P: 6	R: 1 E: 0 K: 1 S: 6 H: 1 LOB: 1 BB: 1 P: 10	R: 1 E: 0 K: 1 S: 7 H: 2 LOB: 1 BB: 0 P: 7	R: 3 E: 0 K: 1 S: 8 H: 3 LOB: 1 BB: 1 P: 12	R: 0 E: 0 K: 1 S: 6 H: 1 LOB: 1 BB: 0 P: 6	R: 0 E: 0 K: 1 S: 5 H: 0 LOB: 0 BB: 0 P: 5	R: 0 E: 0 K: 0 S: 3 H: 1 LOB: 1 BB: 1 P: 7	R: 0 E: 0 K: 0 S: 3 H: 0 LOB: 0 BB: 0 P: 3	R: 0 E: 0 K: 1 S: 5 H: 0 LOB: 0 BB: 0 P: 5	1B: 8 2B: 0 3B: 1 HR: 0 SF: 0 SAC: 0 DP: 1 HBP: 0						

AB	35
R	5
H	9
RBI	3
BB	3
SO	7
LOB	16

WP: 1 PB: 1 SB: 2 CS: 0 PA: 38

PITCHER		IP	WLS	BF	H	R	ER	SO	BB	IBB	HBP	BLK	WP	HR	S	P	ERA	WHIP
Joe Niekro, R ERA: 3.93	(1, 1)	3.1		19	7	5	4	3	2	0	0	0	0	0	23	31	10.80	2.700
Bert Roberge, R ERA: 1.08	(4, 1)	2.2	W	9	1	0	0	3	0	0	0	0	1	0	15	15	0.00	0.375
Dave Smith, R ERA: 2.17	(7, 1)	3.0	S	10	1	0	0	1	1	0	0	0	0	0	11	15	0.00	0.667

PITCHER	IP	WLS	BF	H	R	ER	SO	BB	IBB	HBP	BLK	WP	HR	S	P	ERA	WHIP

BOTTOM

New York Mets @ Houston Astros

Astrodome, Houston, TX

Tue Jul 22 1980, 8:05 PM EDT

Att. 26,815 - Unknown

Batter	1	2	3	4	5	6	7	8	9	AB	R	H	RBI	BB	SO	LOB
Rafael Landestoy, S (1, 4) OBP: 0.320, SLG: 0.356	BBBB 4-0 S 1B BB	x 0-0 2-H 1B		x 0-0 ① 1-3		x 0-0 ① F4-3	SSS 0-3 ③ K			4	0	1	1	1	1	1
Terry Puhl, L (1, 9) OBP: 0.365, SLG: 0.429	BBBB 4-0 BB 1B 1-2 BB	BBB 4-0 BB		x 0-0 ② F4		x 0-0 1B 1B 1B		x 0-0 ① G3		3	1	1	0	2	0	0
Danny Heep, L (1, 3) OBP: 0.233, SLG: 0.179 Dave Smith, R (7, 1)	SSS 0-3 ① K	x 0-0 ③ L6		x 0-0 ③ F4-3		x 0-0 BB 1B 1-2 1B		x 0-0 ② F4-3		4 1	0 0	1 0	0 0	0 0	1 0	4 0
Jose Cruz, L (1, 7) OBP: 0.366, SLG: 0.420	x 0-0 ② BB 1-2 2-H 1B		BBB 4-0 S 3B BB		x 0-0 ① 1-3	x 0-0 BB 1-2 2-H 1B		x 0-0 ③ F9		4	1	2	1	1	0	0
Cesar Cedeno, R (1, 8) OBP: 0.382, SLG: 0.480	BBBB 4-0 1-2 2-3 BB	x 0-0 1-H 1B 3B			x 0-0 S 1B	BBB 4-0 F4-6-3 1-2 2-3 BB				2	1	2	1	2	0	0
Enos Cabell, R (1, 5) OBP: 0.299, SLG: 0.348	SSS 0-3 ③ K	x 0-0 1B 3-H 1B			SSS 0-3 ② K 1-2	x 0-0 ②③ F4-6-3 1-2				4	0	1	1	0	2	7
Alan Ashby, S (1, 2) OBP: 0.323, SLG: 0.337 Luis Pujols, R (5, PH) OBP: 0.272, SLG: 0.250 (6, 2)		x 0-0 ① F7	x 0-0 F5-4-3 1-3 1B		x 0-0 ③ 1-3		x 0-0 ① 6-3			2 2	0 0	1 0	0 0	0 0	0 0	0 1
Craig Reynolds, L (1, 6) OBP: 0.244, SLG: 0.303		x 0-0 SH3-4 1B 1B	x 0-0 ① F6			BBBB 4-0 HR BB	x 0-0 ② G3			3	2	1	0	1	0	2
Joe Niekro, R (1, 1) OBP: 0.240, SLG: 0.292 Bert Roberge, R (4, 1) Jeffrey Leonard, R (6, PH) OBP: 0.266, SLG: 0.342 Dave Bergman, L (7, 3) OBP: 0.264, SLG: 0.229		x 0-0 ② SH3-4 1-2	x 0-0 ②③ F5-4-3 1-2			x 0-0 1-H HR	x 0-0 1B			1 0 1 1	0 0 1 0	0 0 1 1	0 0 2 0	0 0 0 0	0 0 0 0	2 0 0 0
Inning Stats	R: 0 E: 0 K: 2 S: 7 H: 1 LOB: 3 BB: 3 P: 19	R: 1 E: 0 K: 0 S: 5 H: 2 LOB: 2 BB: 1 P: 9	R: 2 E: 0 K: 0 S: 5 H: 3 LOB: 1 BB: 1 P: 9	R: 0 E: 0 K: 0 S: 3 H: 0 LOB: 0 BB: 0 P: 3	R: 0 E: 0 K: 1 S: 6 H: 1 LOB: 1 BB: 0 P: 6	R: 3 E: 0 K: 0 S: 6 H: 4 LOB: 2 BB: 2 P: 14	R: 0 E: 0 K: 1 S: 6 H: 1 LOB: 1 BB: 0 P: 6	R: 0 E: 0 K: 0 S: 3 H: 0 LOB: 0 BB: 0 P: 3		1B: 10 2B: 0 3B: 1 HR: 1	SF: 0 SAC: 1 DP: 2 HBP: 0					

PITCHER		IP	WLS	BF	H	R	ER	SO	BB	IBB	HBP	BLK	WP	HR	S	P	ERA	WHIP
John Pacella, R ERA: 3.75	(1, 1)	2.0		16	6	3	3	2	5	0	0	0	0	0	15	35	13.50	5.500
Mark Bomback, R ERA: 4.57	(3, 1)	1.0		2	0	0	0	0	0	0	0	0	0	0	2	2	0.00	0.000
Ed Glynn, L ERA: 3.4	(4, 1)	2.1	L	12	4	3	3	1	1	0	0	0	0	1	13	17	11.57	2.143
Dyar Miller, R ERA:	(6, 1)	2.2		10	2	0	0	1	1	0	0	0	0	0	11	15	0.00	1.125

PITCHER		IP	WLS	BF	H	R	ER	SO	BB	IBB	HBP	BLK	WP	HR	S	P	ERA	WHIP

AB	32
R	6
H	12
RBI	6
BB	7
SO	4
LOB	17

WP: 0 PB: 0 SB: 3 CS: 0 PA: 40

livebaseballscorecards.com

Batter	1	2	3	4	5	6	7	8	9	AB	R	H	RBI	BB	SO	LOB
Lee Mazzilli, S (1, 8) OBP: 0.389, SLG: 0.490	FC5-4 1B		1-3 E 2B		SSS K		S 1B		F4	5	1	3	0	0	1	0
Frank Taveras, R (1, 6) OBP: 0.308, SLG: 0.316	FC5-4 1-2f		FC6-2 E 3-H		S 1B		P5 1-2			4	1	1	0	0	0	4
Steve Henderson, R (1, 7) OBP: 0.379, SLG: 0.428	L8		E8 1-H 2-H		6-3 1-2		6-3			4	0	0	0	0	0	3
John Stearns, R (1, 2) OBP: 0.347, SLG: 0.368	6-3		L3			1B 1B 1B		4-3		4	1	1	0	0	0	2
Mike Jorgensen, L (1, 3) OBP: 0.355, SLG: 0.421		F6		G3		FC5 1B 1-3 1B		4-3		4	0	1	0	0	0	0
Joel Youngblood, R (1, 9) OBP: 0.341, SLG: 0.393		5-3		5-3		CS FC5 1-2 3-H 1B		SSS K		4	0	1	1	0	1	0
Elliott Maddox, R (1, 5) OBP: 0.368, SLG: 0.356		G3		E1 FC6-4		FC5 CS 1-2 2-3f			SF8 3B	4	1	1	0	0	0	2
Doug Flynn, R (1, 4) OBP: 0.277, SLG: 0.277			F7	FC6-4 1-2f		F6-3 1-2 2-3			F1-3	4	0	0	0	0	0	4
Pete Falcone, L (1, 1) OBP: 0.154, SLG: 0.120			2B FC6-2 1B		SSS K					2	0	1	0	0	1	0
Alex Trevino, R (7, PH) OBP: 0.356, SLG: 0.336							6-3		SF8 3-H	1	0	0	0	0	0	0
Jeff Reardon, R (7, 1)										0	0	0	0	0	0	0
Jerry Morales, R (9, PH) OBP: 0.299, SLG: 0.303										0	0	0	1	0	0	0
Neil Allen, R (9, 1) OBP: 0.154, SLG: 0.154										0	0	0	0	0	0	0
Inning Stats	R: 0 E: 0 K: 0 S: 4 H: 1 LOB: 1 BB: 0 P: 4	R: 0 E: 0 K: 0 S: 3 H: 0 LOB: 0 BB: 0 P: 3	R: 2 E: 1 K: 0 S: 6 H: 2 LOB: 1 BB: 0 P: 6	R: 0 E: 1 K: 0 S: 4 H: 0 LOB: 1 BB: 0 P: 4	R: 0 E: 0 K: 2 S: 8 H: 1 LOB: 1 BB: 0 P: 8	R: 1 E: 0 K: 0 S: 5 H: 3 LOB: 1 BB: 0 P: 5	R: 0 E: 0 K: 0 S: 4 H: 1 LOB: 1 BB: 0 P: 4	R: 0 E: 0 K: 1 S: 5 H: 0 LOB: 0 BB: 0 P: 5	R: 1 E: 0 K: 0 S: 4 H: 1 LOB: 0 BB: 0 P: 4	1B: 7 2B: 1 3B: 1 HR: 0	SF: 1 SAC: 0 DP: 0 HBP: 0						

TOP

New York Mets @ Houston Astros

Astrodome, Houston, TX

Wed Jul 23 1980, 8:05 PM EDT

Att. 30,236 - Unknown

livebaseballscorecards.com

AB	36
R	4
H	9
RBI	2
BB	0
SO	3
LOB	15

WP: 0 PB: 0 SB: 2 CS: 2 PA: 37

PITCHER		IP	WLS	BF	H	R	ER	SO	BB	IBB	HBP	BLK	WP	HR	S	P	ERA	WHIP
Vern Ruhle, R ERA: 2.84	(1, 1)	3.0		13	3	2	0	0	0	0	0	0	0	0	13	13	0.00	1.000
Joaquin Andujar, R ERA: 4.02	(4, 1)	2.0		11	4	1	1	2	0	0	0	0	0	0	15	15	4.50	2.000
Dave Smith, R ERA: 2.09	(6, 1)	2.0		6	1	0	0	0	0	0	0	0	0	0	6	6	0.00	0.500
Frank LaCorte, R ERA: 1.37	(8, 1)	2.0	L	7	1	1	1	1	0	0	0	0	0	0	9	9	4.50	0.500

PITCHER	IP	WLS	BF	H	R	ER	SO	BB	IBB	HBP	BLK	WP	HR	S	P	ERA	WHIP

BOTTOM

New York Mets @ Houston Astros

Astrodome, Houston, TX

Wed Jul 23 1980, 8:05 PM EDT

Att. 30,236 - Unknown

Batter	1	2	3	4	5	6	7	8	9	AB	R	H	RBI	BB	SO	LOB
Rafael Landestoy, S (1, 4) OBP: 0.315, SLG: 0.349	6-3	F4			F7		F8			4	0	0	0	0	0	2
Jeffrey Leonard, R (1, 9) OBP: 0.265, SLG: 0.347	K		F7		2B			F9		4	0	1	0	0	1	0
Jose Cruz, L (1, 7) OBP: 0.362, SLG: 0.415	K		6-3		F4-3			K		4	0	0	0	0	2	1
Cesar Cedeno, R (1, 8) OBP: 0.380, SLG: 0.481		K S 1B	6-3			6-3		E9 2B		4	1	1	0	0	1	0
Art Howe, R (1, 3) OBP: 0.335, SLG: 0.395		1B 1B BB (1-2)		6-3		F4-3		F4		3	1	0	0	1	0	1
Enos Cabell, R (1, 5) OBP: 0.301, SLG: 0.350		1B SF8 1B (1-3, 2-H)		E7 1B		5-3			F9	4	1	2	1	0	0	0
Luis Pujols, R (1, 2) OBP: 0.281, SLG: 0.269 Terry Puhl, L (9, PH) OBP: 0.364, SLG: 0.428	SH3-4 1B (1-3, 3-H)			K		2B			F9	3 1	0 0	2 0	1 0	0 0	1 0	1 0
Craig Reynolds, L (1, 6) OBP: 0.241, SLG: 0.301 Danny Heep, L (9, PH) OBP: 0.226, SLG: 0.172	SF8 (3-H)			F4-3			F9		F4-3	2 1	0 0	0 0	1 0	0 0	0 0	1 0
Vern Ruhle, R (1, 1) OBP: 0.348, SLG: 0.409 Joaquin Andujar, S (4, 1) OBP: 0.167, SLG: 0.167 Dave Smith, R (6, 1) Joe Morgan, L (7, PH) OBP: 0.347, SLG: 0.358 Frank LaCorte, R (8, 1) OBP: 0.200, SLG: 0.200	SH3-4 (1-2)				K		1B			0 1 0 1 0	0 0 0 0 0	0 0 0 1 0	0 0 0 0 0	0 1 0 0 0	0 0 0 0 0	0 0 0 0 0
Inning Stats	R: 0 E: 0 K: 2 S: 7 H: 0 LOB: 0 BB: 0 P: 7	R: 3 E: 0 K: 1 S: 8 H: 2 LOB: 1 BB: 1 P: 12	R: 0 E: 0 K: 0 S: 3 H: 0 LOB: 0 BB: 0 P: 3	R: 0 E: 1 K: 1 S: 6 H: 1 LOB: 1 BB: 0 P: 6	R: 0 E: 0 K: 1 S: 6 H: 1 LOB: 1 BB: 0 P: 6	R: 0 E: 0 K: 0 S: 3 H: 0 LOB: 0 BB: 0 P: 3	R: 0 E: 0 K: 0 S: 4 H: 2 LOB: 1 BB: 0 P: 4	R: 0 E: 1 K: 1 S: 6 H: 1 LOB: 1 BB: 0 P: 6	R: 0 E: 0 K: 0 S: 3 H: 0 LOB: 0 BB: 0 P: 3	1B: 4 2B: 3 3B: 0 HR: 0	SF: 1 SAC: 1 DP: 0 HBP: 0						

livebaseballscorecards.com

AB	32
R	3
H	7
RBI	3
BB	1
SO	6
LOB	6

WP: 0 PB: 1 SB: 1 CS: 0 PA: 35

PITCHER		IP	WLS	BF	H	R	ER	SO	BB	IBB	HBP	BLK	WP	HR	S	P	ERA	WHIP
Pete Falcone, L ERA: 5.18	(1, 1)	6.0		24	4	3	2	5	1	0	0	0	0	0	33	37	3.00	0.833
Jeff Reardon, R ERA: 3.21	(7, 1)	2.0	W	8	3	0	0	1	0	0	0	0	0	0	10	10	0.00	1.500
Neil Allen, R ERA: 3.49	(9, 1)	1.0	S	3	0	0	0	0	0	0	0	0	0	0	3	3	0.00	0.000

PITCHER	IP	WLS	BF	H	R	ER	SO	BB	IBB	HBP	BLK	WP	HR	S	P	ERA	WHIP

Batter	1	2	3	4	5	6	7	8	9	AB	R	H	RBI	BB	SO	LOB
Dave Collins, S (1, 8) OBP: 0.363, SLG: 0.364	x 0-0 CS 1B			x 0-0 G1-6-3 1B		SSS 0-3 ① K		x 0-0 ③ F4-3		4	0	2	0	0	1	0
Dave Concepcion, R (1, 6) OBP: 0.299, SLG: 0.338	SSS 0-3 ①② K 1-2			x 0-0 ①② G1-6-3 1-2f		x 0-0 ② F9			x 0-0 WP 1B	4	0	1	0	0	1	2
Ken Griffey, L (1, 9) OBP: 0.385, SLG: 0.469	x 0-0 ③ P6			x 0-0 2B		x 0-0 ③ F4-3			SSS 0-3 ① K 1-2	4	0	1	0	0	1	1
George Foster, R (1, 7) OBP: 0.327, SLG: 0.440		x 0-0 ① 5-3		H 1-0 FC6 HBP			x 0-0 ① F9		x 0-0 ② F9	3	0	0	0	0	0	1
Dan Driessen, L (1, 3) OBP: 0.388, SLG: 0.447		x 0-0 ② L8		x 0-0 ③ FC6 1-2f			BBBB 4-0 FC6-4 BB		x 0-0 ③ P6	3	0	0	0	1	0	3
Johnny Bench, R (1, 2) OBP: 0.360, SLG: 0.522		x 0-0 ③ F8			x 0-0 G6-3 1B 1B		x 0-0 ② F8			3	0	1	0	0	0	1
Ray Knight, R (1, 5) OBP: 0.332, SLG: 0.479			x 0-0 ① 6-3		x 0-0 G6-3 1-2 1B		x 0-0 ③ FC6-4 1-2f			3	0	1	0	0	0	1
Junior Kennedy, R (1, 4) OBP: 0.334, SLG: 0.350			x 0-0 ② F9		x 0-0 ①② G6-3 1-2f 2-3			SSS 0-3 ① K		3	0	0	0	0	1	2
Paul Moskau, R (1, 1) OBP: 0.103, SLG: 0.107			x 0-0 ③ F4-3		x 0-0 ③ F9			x 0-0 ② F8		2	0	0	0	0	0	1
Harry Spilman, L (8, PH) OBP: 0.320, SLG: 0.391										1	0	0	0	0	0	0
Doug Bair, R (8, 1)										0	0	0	0	0	0	0

TOP

Cincinnati Reds @ New York Mets

Shea Stadium, Flushing, NY

Fri Jul 25 1980, 7:05 PM EDT

Att. 27,897 - Unknown

livebaseballscorecards.com

AB	30
R	0
H	6
RBI	0
BB	1
SO	4
LOB	12

Inning Stats	1	2	3	4	5	6	7	8	9
	R: 0 E: 0 K: 1 S: 5	H: 1 LOB: 0 BB: 0 P: 5	R: 0 E: 0 K: 0 S: 3	H: 0 LOB: 0 BB: 0 P: 3	R: 0 E: 0 K: 0 S: 3	H: 0 LOB: 0 BB: 0 P: 3	R: 0 E: 0 K: 0 S: 4	H: 2 LOB: 2 BB: 0 P: 5	R: 0 E: 0 K: 0 S: 4	H: 2 LOB: 1 BB: 0 P: 4
	R: 0 E: 0 K: 1 S: 5	H: 0 LOB: 0 BB: 0 P: 5	R: 0 E: 0 K: 0 S: 3	H: 0 LOB: 1 BB: 1 P: 7	R: 0 E: 0 K: 1 S: 5	H: 0 LOB: 0 BB: 0 P: 5	R: 0 E: 0 K: 1 S: 6	H: 1 LOB: 1 BB: 0 P: 6	1B: 5 2B: 1 3B: 0 HR: 0	SF: 0 SAC: 0 DP: 2 HBP: 1

WP: 1 PB: 0 SB: 0 CS: 1 PA: 32

PITCHER	IP	WLS	BF	H	R	ER	SO	BB	IBB	HBP	BLK	WP	HR	S	P	ERA	WHIP
Pat Zachry, R (1, 1) ERA: 2.71	9.0	W	32	6	0	0	4	1	0	1	0	1	0	38	43	0.00	0.778

PITCHER	IP	WLS	BF	H	R	ER	SO	BB	IBB	HBP	BLK	WP	HR	S	P	ERA	WHIP

Batter	1	2	3	4	5	6	7	8	9	AB	R	H	RBI	BB	SO	LOB
Lee Mazzilli, S (1, 8) OBP: 0.392, SLG: 0.493	0-0 1B 3-1 2B		0-0 ① F7		B B B 4-0 BB		x 0-0 G4-6-3 2-3 1B			2	1	1	0	1	0	0
Jerry Morales, R (6, 8) OBP: 0.304, SLG: 0.309										1	0	1	0	0	0	0
Frank Taveras, R (1, 6) OBP: 0.308, SLG: 0.316	0-0 3-1 S 2-3 1B		0-0 ② 5-3		S S S 0-3 ③ K		x 0-0 ②③ G4-6-3 1-2f			4	0	1	0	0	1	4
Steve Henderson, R (1, 7) OBP: 0.381, SLG: 0.429	S S S 0-3 ① K 1-2		x 0-0 PO 1B			x 0-0 BLK 2B 1B		S S S 0-3 ① K		4	1	2	0	0	2	2
Mike Jorgensen, L (1, 3) OBP: 0.353, SLG: 0.415	B B B B 4-0 3-1 BB		0-0 ③ PO 1-2	S S S 0-3 ① K		x 0-0 ① F8 1-2		x 0-0 ② F7		3	0	0	0	1	1	1
John Stearns, R (1, 2) OBP: 0.346, SLG: 0.370	x 0-0 ② 3-1 1-2 2-3 3-H			x 0-0 ② P6		x 0-0 2-H 2B		x 0-0 ③ 6-3		4	0	1	2	0	0	2
Joel Youngblood, R (1, 9) OBP: 0.341, SLG: 0.393	x 0-0 ③ 5-3			x 0-0 CS 1B		x 0-0 ② F8				3	0	1	0	0	0	3
Elliott Maddox, R (1, 5) OBP: 0.364, SLG: 0.352		x 0-0 ① F2		0-0 ③ CS 1-2	x 0-0 ① 6-3	x 0-0 ③ F7				3	0	0	0	0	0	1
Doug Flynn, R (1, 4) OBP: 0.281, SLG: 0.280		S S S 0-3 ② K			x 0-0 WP S 1B		x 0-0 1B SH1-4 1B			3	0	2	0	0	1	0
Pat Zachry, R (1, 1) OBP: 0.071, SLG: 0.038		x 0-0 ③ 4-3			S S S 0-3 ② K 1-3		x 0-0 ① SH1-4 1-2			2	0	0	0	0	1	1
Inning Stats	R: 1 H: 2 E: 0 LOB: 2 K: 1 BB: 1 S: 7 P: 11	R: 0 H: 0 E: 0 LOB: 0 K: 1 BB: 0 S: 5 P: 5	R: 0 H: 1 E: 0 LOB: 0 K: 0 BB: 0 S: 3 P: 3	R: 0 H: 1 E: 0 LOB: 0 K: 1 BB: 0 S: 5 P: 5	R: 0 H: 1 E: 0 LOB: 2 K: 2 BB: 1 S: 8 P: 12	R: 1 H: 2 E: 0 LOB: 1 K: 0 BB: 0 S: 5 P: 5	R: 0 H: 2 E: 0 LOB: 1 K: 0 BB: 0 S: 4 P: 4	R: 0 H: 0 E: 0 LOB: 0 K: 1 BB: 0 S: 5 P: 5		1B: 7 SF: 0 2B: 2 SAC: 1 3B: 0 DP: 1 HR: 0 HBP: 0						

BOTTOM

Cincinnati Reds @ New York Mets

Shea Stadium, Flushing, NY

Fri Jul 25 1980, 7:05 PM EDT

Att. 27,897 - Unknown

livebaseballscorecards.com

AB	29
R	2
H	9
RBI	2
BB	2
SO	6
LOB	14

PITCHER		IP	WLS	BF	H	R	ER	SO	BB	IBB	HBP	BLK	WP	HR	S	P	ERA	WHIP
Paul Moskau, R ERA: 3.82	(1, 1)	7.0	L	29	9	2	2	5	2	0	0	1	1	0	37	45	2.57	1.571
Doug Bair, R ERA: 5.27	(8, 1)	1.0		3	0	0	0	1	0	0	0	0	0	0	5	5	0.00	0.000

PITCHER	IP	WLS	BF	H	R	ER	SO	BB	IBB	HBP	BLK	WP	HR	S	P	ERA	WHIP

Batter	1	2	3	4	5	6	7	8	9	AB	R	H	RBI	BB	SO	LOB
Dave Collins, S (1, 8) OBP: 0.367, SLG: 0.365 Sam Mejias, R (8, 8) OBP: 0.323, SLG: 0.356	x 0-0 G6-3 1B		BBB 4-0 BB CI 1-2 1B BB	x 0-0 FC6-4 1-2 1B		SSS 0-3 ③ K		x 0-0 ② F4-3		4 0	1 0	2 0	0 0	1 0	1 0	1 0
Dave Concepcion, R (1, 6) OBP: 0.296, SLG: 0.334	x 0-0 ①② G6-3 1-2f		S 0-1 CI BB 1B 1-2 2-3	x 0-0 ③ FC6-4 1-2f			x 0-0 E9 1B	SSS 0-3 ③ K		4	2	0	0	0	1	3
Ken Griffey, L (1, 9) OBP: 0.388, SLG: 0.467	BBBB 4-0 BB		BBBB 4-0 1B BB 1-2 2-3 3-H		x 0-0 ① F4-3		x 0-0 ① F8		x 0-0 F6-4-3 1B	3	0	1	1	2	0	1
George Foster, R (1, 7) OBP: 0.331, SLG: 0.446	SSS 0-3 ③ K		x 0-0 ① F4-3 1-3 2-H 3-H 1B		x 0-0 2B		x 0-0 2B SF7 2-H 1B		x 0-0 ①② F6-4-3 1-2	5	1	3	3	0	1	2
Dan Driessen, L (1, 3) OBP: 0.386, SLG: 0.446		x 0-0 ① F4-3	x 0-0 ② F4-3 2-3		x 0-0 ② P6		x 0-0 2B 1-3		x 0-0 ③ 6-3	5	0	1	0	0	0	2
Ray Knight, R (1, 5) OBP: 0.332, SLG: 0.475		SSS 0-3 ② K	x 0-0 ③ 5-3		x 0-0 ③ F9		4-0 IBB			3	0	0	0	1	1	2
Joe Nolan, L (1, 2) OBP: 0.344, SLG: 0.403		x 0-0 FC6-4 1B		x 0-0 1B 1B		x 0-0 E6 FC2-6	x 0-0 ② SF7 3-H			3	0	2	1	0	0	0
Junior Kennedy, R (1, 4) OBP: 0.330, SLG: 0.345		x 0-0 ③ FC6-4 1-2f		x 0-0 ① F8		x 0-0 ① FC2-6 F4-3 1-2f	SSS 0-3 ③ K			4	0	0	0	0	1	5
Bill Bonham, R (1, 1) Hector Cruz, R (6, PH) OBP: 0.288, SLG: 0.389 Tom Hume, R (6, 1) OBP: 0.222, SLG: 0.333			BBBB 4-0 CI BB BB BB	x 0-0 ② B3		x 0-0 ② F4-3 1-2		SSS 0-3 ① K		1 1 1	1 0 0	0 0 0	0 0 0	1 0 0	0 0 1	1 1 0
Inning Stats	R: 0 E: 0 K: 1 S: 5 H: 1 LOB: 1 BB: 1 P: 9	R: 0 E: 0 K: 1 S: 6 H: 1 LOB: 1 BB: 0 P: 6	R: 3 E: 1 K: 0 S: 4 H: 1 LOB: 1 BB: 3 P: 16	R: 0 E: 0 K: 0 S: 5 H: 2 LOB: 2 BB: 0 P: 5	R: 0 E: 0 K: 0 S: 4 H: 1 LOB: 1 BB: 0 P: 4	R: 0 E: 1 K: 1 S: 6 H: 0 LOB: 1 BB: 0 P: 6	R: 2 E: 1 K: 1 S: 8 H: 2 LOB: 2 BB: 1 P: 12	R: 0 E: 0 K: 2 S: 7 H: 0 LOB: 0 BB: 0 P: 7	R: 0 E: 0 K: 0 S: 3 H: 1 LOB: 0 BB: 0 P: 3	1B: 7 2B: 2 3B: 0 HR: 0 SF: 1 SAC: 0 DP: 2 HBP: 0						

TOP

Cincinnati Reds @ New York Mets

Shea Stadium, Flushing, NY

Sat Jul 26 1980, 3:33 AM EDT

Att. 18,407 - Unknown

livebaseballscorecards.com

AB	34
R	5
H	9
RBI	5
BB	5
SO	6
LOB	18

WP: 0 PB: 0 SB: 0 CS: 0 PA: 41

PITCHER		IP	WLS	BF	H	R	ER	SO	BB	IBB	HBP	BLK	WP	HR	S	P	ERA	WHIP
Roy Lee Jackson, R ERA: 4.4	(1, 1)	4.0	L	20	5	3	2	2	4	0	0	0	0	0	20	36	4.50	2.250
Tom Hausman, R ERA: 3.05	(5, 1)	3.0		15	3	2	0	2	0	1	0	0	0	0	18	22	0.00	1.000
Dyar Miller, R ERA:	(8, 1)	2.0		6	1	0	0	2	0	0	0	0	0	0	10	10	0.00	0.500

PITCHER	IP	WLS	BF	H	R	ER	SO	BB	IBB	HBP	BLK	WP	HR	S	P	ERA	WHIP

Cincinnati Reds @ New York Mets

Shea Stadium, Flushing, NY

Sat Jul 26 1980, 3:33 AM EDT

Att. 18,407 - Unknown

livebaseballscorecards.com

BOTTOM

Batter	1	2	3	4	5	6	7	8	9	AB	R	H	RBI	BB	SO	LOB
Lee Mazzilli, S (1, 8) OBP: 0.388, SLG: 0.487	F8	1-3			K		G6-4-3 1-2f			4	0	0	0	0	1	3
Frank Taveras, R (1, 6) OBP: 0.309, SLG: 0.318	S 1B		F8 S 1B 1B		4-3			6-3		4	1	2	0	0	0	0
Steve Henderson, R (1, 7) OBP: 0.379, SLG: 0.430	F8 1-2		F8 1-3		5-3			2B		4	0	1	0	0	0	2
Mike Jorgensen, L (1, 3) OBP: 0.360, SLG: 0.419	BB		G4-6-3 3-H 1B			CS 1B 1B		P8		3	0	2	1	1	0	1
John Stearns, R (1, 2) OBP: 0.346, SLG: 0.370	K		G4-6-3 1-2f			F7		4-3		0	0	0	0	0	0	0
Alex Trevino, R (1, 2) OBP: 0.344, SLG: 0.324										4	0	0	0	0	1	5
Joel Youngblood, R (1, 5) OBP: 0.343, SLG: 0.394		E 1B 1B		5-3		1-2 1B			F7	4	0	2	0	0	0	0
Jerry Morales, R (1, 9) OBP: 0.303, SLG: 0.323		L6		3B		K 2-3			5-3	4	0	1	0	0	1	3
Doug Flynn, R (1, 4) OBP: 0.283, SLG: 0.283		E8 1-3 1B		F5-3			G6-4-3 1B		F9	4	0	2	0	0	0	1
Roy Lee Jackson, R (1, 1) OBP: 0.167, SLG: 0.500		K		4-3			F8			1	0	0	0	0	1	2
Dan Norman, R (4, PH) OBP: 0.164, SLG: 0.255										1	0	0	0	0	0	1
Tom Hausman, R (5, 1) OBP: 0.067, SLG: 0.067										0	0	0	0	0	0	0
Butch Benton, R (7, PH)										1	0	0	0	0	0	1
Dyar Miller, R (8, 1)										0	0	0	0	0	0	0

	AB	34
	R	1
	H	10
	RBI	1
	BB	1
	SO	4
	LOB	19

Inning Stats	1	2	3	4	5	6	7	8	9
	R: 0 E: 0 K: 1 S: 6	H: 1 LOB: 2 BB: 1 P: 10	R: 0 E: 1 K: 1 S: 7	H: 2 LOB: 2 BB: 0 P: 7	R: 1 E: 0 K: 0 S: 4	H: 2 LOB: 0 BB: 0 P: 4	R: 0 E: 0 K: 0 S: 4	H: 1 LOB: 1 BB: 0 P: 4	R: 0 E: 0 K: 1 S: 5	H: 0 LOB: 0 BB: 0 P: 5
	R: 0 E: 0 K: 1 S: 6	H: 2 LOB: 2 BB: 0 P: 6	R: 0 E: 0 K: 0 S: 3	H: 1 LOB: 0 BB: 0 P: 3	R: 0 E: 0 K: 0 S: 4	H: 1 LOB: 1 BB: 0 P: 4	R: 0 E: 0 K: 0 S: 3	H: 0 LOB: 0 BB: 0 P: 3	1B: 8 2B: 2 3B: 1 HR: 0	SF: 0 SAC: 0 DP: 3 HBP: 0
	WP: 0 PB: 0 SB: 2 CS: 1	PA: 35								

PITCHER		IP	WLS	BF	H	R	ER	SO	BB	IBB	HBP	BLK	WP	HR	S	P	ERA	WHIP
Bill Bonham, R ERA: 4.74	(1, 1)	5.0	W	21	6	1	1	3	1	0	0	0	0	0	26	30	1.80	1.400
Tom Hume, R ERA: 3.06	(6, 1)	4.0	S	14	4	0	0	1	0	0	0	0	0	0	16	16	0.00	1.000

PITCHER	IP	WLS	BF	H	R	ER	SO	BB	IBB	HBP	BLK	WP	HR	S	P	ERA	WHIP

Batter	1	2	3	4	5	6	7	8	9	AB	R	H	RBI	BB	SO	LOB
Dave Collins, S (1, 8) OBP: 0.364, SLG: 0.364	6-3	FC6-4 1-2f	SF7 3-H		HBP 1-2 1B		K		F4	4	0	1	1	0	1	3
Sam Mejias, R (7, 8) OBP: 0.319, SLG: 0.352										1	0	0	0	0	0	0
Ray Knight, R (1, 5) OBP: 0.332, SLG: 0.477	5-3	E6 BB 1B F7			HBP 1-2 2-3			2B 3B	K	5	2	1	0	0	1	2
Ken Griffey, L (1, 9) OBP: 0.388, SLG: 0.463	BB	BB 1B 1-2 1B	K	F7				F4-3		3	1	0	0	2	1	4
Hector Cruz, R (8, 9) OBP: 0.288, SLG: 0.389										0	0	0	0	0	0	0
George Foster, R (1, 7) OBP: 0.332, SLG: 0.449	K	BB 1-2 2-H 1B	F8		5-3			HR 3-H 2B		5	2	2	2	0	1	1
Harry Spilman, L (1, 3) OBP: 0.350, SLG: 0.458		BB 1B	BB 1-2 2-3 1B	2B	F8			HR 2-H		3	3	2	2	2	0	0
Johnny Bench, R (1, 2) OBP: 0.357, SLG: 0.515		F7	1B 1-2 2-H 3-H 1B	K	K			F8		5	1	1	2	0	2	2
Dave Concepcion, R (1, 6) OBP: 0.298, SLG: 0.335		FC5-6 1B 1-2 1B	1B SF7 1-2 2-H 1B		F9		F4	5-3		5	1	2	1	0	0	0
Junior Kennedy, R (8, 4) OBP: 0.330, SLG: 0.345										0	0	0	0	0	0	0
Ron Oester, S (1, 4) OBP: 0.329, SLG: 0.360		FC5-6 1-2 2-H 1B	1-3 2-H 1B		HBP 1B 1B		SH1-4 1B		6-3	5	0	4	2	0	0	0
(8, 6)																
Charlie Leibrandt, R (1, 1) OBP: 0.224, SLG: 0.222		FC5-6 FC6-4 1-2 2-3f	F4		B3		SH1-4 1-2		K	2	0	0	0	0	0	4
Joe Price, R (4, 1) OBP: 0.067, SLG: 0.067										2	0	0	0	0	1	1
Inning Stats	R: 0 E: 0 K: 1 S: 5 H: 0 LOB: 1 BB: 1 P: 9	R: 1 E: 0 K: 0 S: 5 H: 2 LOB: 2 BB: 1 P: 9	R: 6 E: 1 K: 0 S: 8 H: 4 LOB: 1 BB: 2 P: 16	R: 0 E: 0 K: 2 S: 8 H: 1 LOB: 1 BB: 0 P: 8	R: 0 E: 0 K: 0 S: 5 H: 2 LOB: 3 BB: 0 P: 6	R: 0 E: 0 K: 1 S: 5 H: 0 LOB: 0 BB: 0 P: 5	R: 0 E: 0 K: 1 S: 6 H: 1 LOB: 1 BB: 0 P: 6	R: 3 E: 0 K: 0 S: 6 H: 3 LOB: 0 BB: 0 P: 6	R: 0 E: 1 K: 2 S: 8 H: 0 LOB: 1 BB: 0 P: 8	1B: 9 2B: 2 3B: 1 HR: 1 SF: 1 SAC: 1 DP: 0 HBP: 1						

PITCHER		IP	WLS	BF	H	R	ER	SO	BB	IBB	HBP	BLK	WP	HR	S	P	ERA	WHIP
John Pacella, R ERA: 4.06	(1, 1)	2.0	L	13	3	4	3	1	3	0	0	0	0	0	12	24	13.50	3.000
Ed Glynn, L ERA: 4.04	(3, 1)	0.0		4	3	2	2	0	1	0	0	0	0	0	3	7	∞	∞
Dyar Miller, R ERA:	(3, 1)	2.0		7	1	1	1	2	0	0	0	0	0	0	11	11	4.50	0.500
Tom Hausman, R ERA: 3.01	(5, 1)	1.0		6	2	0	0	0	0	0	1	0	0	0	5	6	0.00	2.000
Jeff Reardon, R ERA: 3.1	(6, 1)	2.0		7	1	0	0	2	0	0	0	0	0	0	11	11	0.00	0.500

PITCHER		IP	WLS	BF	H	R	ER	SO	BB	IBB	HBP	BLK	WP	HR	S	P	ERA	WHIP
Neil Allen, R ERA: 3.78	(8, 1)	2.0		10	3	3	3	2	0	0	0	0	0	1	14	14	13.50	1.500

Cincinnati Reds @ New York Mets

Shea Stadium, Flushing, NY

Sun Jul 27 1980, 3:33 AM EDT

Att. 21,015 - Unknown

TOP

livebaseballscorecards.com

AB	40
R	10
H	13
RBI	10
BB	4
SO	7
LOB	17

PA: 47

WP: 0
PB: 0
SB: 0
CS: 0

Cincinnati Reds @ New York Mets

Shea Stadium, Flushing, NY

Sun Jul 27 1980, 3:33 AM EDT

Att. 21,015 - Unknown

BOTTOM

Batter	1	2	3	4	5	6	7	8	9	AB	R	H	RBI	BB	SO	LOB
Lee Mazzilli, S (1, 3) OBP: 0.388, SLG: 0.489	0-0 1B E 2B	0-0 F7		0-0 FC5-2 1B 1-3 2-H 3-H 1B		0-0 G6-3 1-2f			0-0 B1-3	5	1	2	2	0	0	2
Frank Taveras, R (1, 6) OBP: 0.313, SLG: 0.324	0-0 E S 2-3 1B		0-0 6-3 2B 2B	0-0 FC5-2 1-2 1B		0-0 P6			0-3 K	5	1	3	0	0	1	0
Steve Henderson, R (1, 7) OBP: 0.376, SLG: 0.430	0-0 E6 S 1-3 3-H		0-0 6-3 2-3	0-0 FC5-2 1-2 2-3 3-Hf			0-0 2B		0-0 5-3	5	0	1	1	0	0	5
Joel Youngblood, R (1, 9) OBP: 0.342, SLG: 0.395	0-3 K 1-2		0-0 F8 2B 3-H	0-0 F7			0-0 F7			4	0	1	1	0	1	6
Jerry Morales, R (1, 8) OBP: 0.295, SLG: 0.313	0-0 P4		0-0 F8 2-3	0-0 F9			0-0 F7			4	0	0	0	0	0	7
Elliott Maddox, R (1, 5) OBP: 0.361, SLG: 0.348 Jeff Reardon, R (6, 1) Butch Benton, R (7, PH) Neil Allen, R (8, 1) OBP: 0.154, SLG: 0.154	0-0 6-3	0-0 P6			0-3 K		0-0 5-3			3 0 1 0	0 0 0 0	0 0 0 0	0 0 0 0	0 0 0 0	1 0 0 0	3 0 1 0
Alex Trevino, R (1, 2) OBP: 0.349, SLG: 0.325		0-0 F2		BBBB 4-0 1B 1B 1B BB	0-0 F4-6-3 1B			0-0 F8		3	1	1	0	1	0	0
Doug Flynn, R (1, 4) OBP: 0.286, SLG: 0.286		0-0 FC5-6 1B		0-0 1B 1-2 1B	0-0 F4-6-3 1-2			0-0 F8		4	1	2	0	0	0	1
John Pacella, R (1, 1) OBP: 0.111, SLG: 0.167 Ed Glynn, R (3, 1) Dyar Miller, R (3, 1) Dan Norman, R (4, PH) OBP: 0.179, SLG: 0.268 Tom Hausman, R (5, 1) OBP: 0.067, SLG: 0.067 Bill Almon, R (6, 5) OBP: 0.296, SLG: 0.373		0-0 FC5-6 1-2f		0-0 1B 1-2 FC5-2 2-3 1B		BBBB 4-0 G6-3 BB		0-0 L5		1 0 0 1 0 1	0 0 0 0 0 0	0 0 0 1 0 0	0 0 0 0 0 1	0 0 0 0 0 0	0 0 0 0 1 0	1 0 0 0 0 0
Inning Stats	R: 1 E: 1 K: 1 S: 8 H: 2 LOB: 2 BB: 0 P: 8	R: 0 E: 0 K: 0 S: 4 H: 1 LOB: 1 BB: 0 P: 4	R: 1 E: 0 K: 0 S: 5 H: 2 LOB: 1 BB: 0 P: 5	R: 2 E: 0 K: 0 S: 7 H: 4 LOB: 3 BB: 1 P: 11	R: 0 E: 0 K: 1 S: 5 H: 1 LOB: 0 BB: 0 P: 5	R: 0 E: 0 K: 0 S: 2 H: 0 LOB: 0 BB: 1 P: 6	R: 0 E: 0 K: 0 S: 4 H: 1 LOB: 1 BB: 0 P: 4	R: 0 E: 0 K: 0 S: 3 H: 0 LOB: 0 BB: 0 P: 3	R: 0 E: 0 K: 1 S: 5 H: 0 LOB: 0 BB: 0 P: 5	1B: 7 2B: 4 3B: 0 HR: 0	SF: 0 SAC: 0 DP: 2 HBP: 0			WP: 0 PB: 0 SB: 2 CS: 0		PA: 39	

livebaseballscorecards.com

AB	37
R	4
H	11
RBI	4
BB	2
SO	3
LOB	26

PITCHER		IP	WLS	BF	H	R	ER	SO	BB	IBB	HBP	BLK	WP	HR	S	P	ERA	WHIP
Charlie Leibrandt, L ERA: 4.37	(1, 1)	3.0		20	9	4	4	1	1	0	0	0	0	0	21	25	12.00	3.333
Joe Price, L ERA: 4.78	(4, 1)	6.0	W	19	2	0	0	2	1	0	0	0	0	0	22	26	0.00	0.500

PITCHER	IP	WLS	BF	H	R	ER	SO	BB	IBB	HBP	BLK	WP	HR	S	P	ERA	WHIP

Batter	1	2	3	4	5	6	7	8	9	AB	R	H	RBI	BB	SO	LOB
Glenn Hubbard, R (1, 4) OBP: 0.330, SLG: 0.427	F7	F5-4-3 1-2			2B 1B BB		F8	F2		4	1	0	0	1	0	2
Dale Murphy, R (1, 8) OBP: 0.351, SLG: 0.480	1B 1B 1B	6-3			1-3 1B 2B		HR		K	5	3	3	1	0	1	0
Chris Chambliss, L (1, 3) OBP: 0.346, SLG: 0.459	K		F7		K		K		K	5	0	0	0	0	4	3
Gary Matthews, R (1, 9) OBP: 0.321, SLG: 0.432	1B 1-3 1B 1B		F8		S 2-H 3-H 1B		BB 1B		F7	5	1	3	2	0	0	0
Bob Horner, R (1, 5) OBP: 0.309, SLG: 0.575	1B BB E 1-3 3-H 1B		1B		F8 1-2		1-2 BB			3	1	2	1	1	0	1
Jerry Royster, R (9, 5) OBP: 0.312, SLG: 0.308										0	0	0	0	0	0	0
Jeff Burroughs, R (1, 7) OBP: 0.355, SLG: 0.455	WP E 1-2 BB		F9		K		F3			3	0	0	0	1	1	4
Mike Lum, L (8, 7) OBP: 0.304, SLG: 0.211										0	0	0	0	0	0	0
Bruce Benedict, R (1, 2) OBP: 0.307, SLG: 0.321	E7 WP 1-2 2-H 3-H 1B		F8		L6			5-3		4	0	1	1	0	0	0
Luis Gomez, R (1, 6) OBP: 0.253, SLG: 0.223	F6 1-2 2-3		F7		F7			F9		4	0	0	0	0	0	2
Doyle Alexander, R (1, 1) OBP: 0.175, SLG: 0.196		F5-4-3 BB	F3		F9			2B		3	0	1	0	1	0	0
Inning Stats	R: 3 E: 1 K: 1 S: 9 H: 4 LOB: 2 BB: 1 P: 13	R: 0 E: 0 K: 0 S: 2 H: 0 LOB: 0 BB: 1 P: 6	R: 0 E: 0 K: 0 S: 4 H: 1 LOB: 1 BB: 0 P: 4	R: 0 E: 0 K: 0 S: 3 H: 0 LOB: 0 BB: 0 P: 3	R: 2 E: 0 K: 2 S: 9 H: 2 LOB: 1 BB: 1 P: 13	R: 0 E: 0 K: 0 S: 3 H: 0 LOB: 0 BB: 0 P: 3	R: 1 E: 0 K: 1 S: 7 H: 2 LOB: 2 BB: 1 P: 11	R: 0 E: 0 K: 0 S: 4 H: 1 LOB: 1 BB: 0 P: 4	R: 0 E: 0 K: 2 S: 7 H: 0 LOB: 0 BB: 0 P: 7							

TOP

Atlanta Braves @ New York Mets

Shea Stadium, Flushing, NY

Mon Jul 28 1980, 7:05 PM EDT

Att. 12,737 - Unknown

livebaseballscorecards.com

AB	36
R	6
H	10
RBI	5
BB	4
SO	6
LOB	12

| | | | | | | | | | |

Atlanta Braves @ New York Mets

Shea Stadium, Flushing, NY

Mon Jul 28 1980, 7:05 PM EDT

Att. 12,737 - Unknown

BOTTOM

Batter	1	2	3	4	5	6	7	8	9	AB	R	H	RBI	BB	SO	LOB
Lee Mazzilli, S (1, 8) OBP: 0.389, SLG: 0.488	F9 S 1B		F7			G3	BBBB 1-2 2-3 BB			3	0	1	0	1	0	1
Frank Taveras, R (1, 6) OBP: 0.310, SLG: 0.321	F9 1-3		G6-4-3 1-2f			1-6-3	F2			4	0	0	0	0	0	5
Claudell Washington, L (1, 9) OBP: 0.316, SLG: 0.448	G3			1-3			1B 1B 1B	F7		4	1	1	0	0	0	1
Joel Youngblood, R (1, 5) OBP: 0.341, SLG: 0.394	5-3			6-3			1B 1B 1-2 1B	4-3		4	1	1	0	0	0	1
Mike Jorgensen, L (1, 3) OBP: 0.358, SLG: 0.416		F8		F8			1B E 1-3 2-H 1B	L3		4	1	1	1	0	0	0
Steve Henderson, R (1, 7) OBP: 0.378, SLG: 0.429		BBBB 5-3 BB			6-3		F9		E1 1B	3	0	1	0	1	0	2
Alex Trevino, R (1, 2) OBP: 0.346, SLG: 0.322		5-3 1-2			F8		FC5 E 1-2 3-H 1B		F9	4	0	1	1	0	0	2
Doug Flynn, R (1, 4) OBP: 0.283, SLG: 0.282		F5-3			F3-1		F6 BB FC5 1-2 2-H		F4	4	0	0	0	0	0	3
Pete Falcone, L (1, 1) OBP: 0.185, SLG: 0.154 Roy Lee Jackson, R (5, 1) OBP: 0.167, SLG: 0.500 Dan Norman, R (6, PH) OBP: 0.175, SLG: 0.263 Ed Glynn, R (7, 1) Jerry Morales, R (7, PH) OBP: 0.293, SLG: 0.311 Jeff Reardon, R (8, 1) Elliott Maddox, R (9, PH) OBP: 0.360, SLG: 0.347			G6-4-3 1B			F8	FC5 BB 1-2 2-3f		P6	1 0 1 0 0 1 0 1	0 0 0 0 0 0 0 0	1 0 0 0 0 0 0 1	0 0 0 0 0 0 0 1	0 0 0 0 0 2 0 0	0 0 0 0 0 0 0 0	0 0 0 0 0 0 0 1
Inning Stats	R: 0 E: 0 K: 0 S: 4 H: 1 LOB: 1 BB: 0 P: 4	R: 0 E: 0 K: 0 S: 3 H: 0 LOB: 1 BB: 1 P: 7	R: 0 E: 0 K: 0 S: 3 H: 1 LOB: 0 BB: 0 P: 3	R: 0 E: 0 K: 0 S: 3 H: 0 LOB: 0 BB: 0 P: 3	R: 0 E: 0 K: 0 S: 3 H: 0 LOB: 0 BB: 0 P: 3	R: 0 E: 0 K: 0 S: 3 H: 0 LOB: 0 BB: 0 P: 3	R: 3 E: 1 K: 0 S: 8 H: 4 LOB: 3 BB: 1 P: 12	R: 0 E: 0 K: 0 S: 3 H: 0 LOB: 0 BB: 0 P: 3	R: 0 E: 1 K: 0 S: 4 H: 1 LOB: 1 BB: 0 P: 4	1B: 7 2B: 0 3B: 0 HR: 0	SF: 0 SAC: 0 DP: 1 HBP: 0						

livebaseballscorecards.com

AB	34
R	3
H	7
RBI	2
BB	2
SO	0
LOB	18

WP: 0 PB: 0 SB: 1 CS: 0 PA: 36

PITCHER		IP	WLS	BF	H	R	ER	SO	BB	IBB	HBP	BLK	WP	HR	S	P	ERA	WHIP
Doyle Alexander, R ERA: 3.63	(1, 1)	9.0	W	36	7	3	2	0	2	0	0	0	0	0	34	42	2.00	1.000

PITCHER	IP	WLS	BF	H	R	ER	SO	BB	IBB	HBP	BLK	WP	HR	S	P	ERA	WHIP

Batter	1	2	3	4	5	6	7	8	9	AB	R	H	RBI	BB	SO	LOB
Glenn Hubbard, R (1, 4) OBP: 0.329, SLG: 0.423	K		BB 1B			5-3		FC6-4 E 1-2f		4	0	1	0	0	1	1
Dale Murphy, R (1, 8) OBP: 0.352, SLG: 0.477	F8		BB 1-2			FC8-5 1B BB		E5 1-2		2	0	0	0	2	0	1
Chris Chambliss, L (1, 3) OBP: 0.345, SLG: 0.456	3-1		G3			FC8-5 1-2		P3		4	0	1	0	0	0	4
Gary Matthews, R (1, 9) OBP: 0.318, SLG: 0.427		6-3		F8		FC8-5 FC5-4 1-2 2-3f		K		4	0	0	0	0	1	4
Bob Horner, R (1, 5) OBP: 0.304, SLG: 0.565		K		5-3		FC5-4 1-2f			K	4	0	0	0	0	2	2
Jeff Burroughs, R (1, 7) OBP: 0.358, SLG: 0.461		1B		F4-3			F8		1B 2B	4	1	2	0	0	0	0
Bill Nahorodny, R (1, 2) OBP: 0.307, SLG: 0.475		F8	K				K		K	4	0	0	0	0	3	2
Luis Gomez, R (1, 6) OBP: 0.250, SLG: 0.220 Mike Lum, L (9, PH) OBP: 0.314, SLG: 0.224 Jerry Royster, R (9, PR) OBP: 0.312, SLG: 0.308			F9		6-3		1-3		2-H 1B	3 1	0 0	0 1	0 1	0 0	0 0	0 0
Larry McWilliams, L (1, 1) OBP: 0.262, SLG: 0.184 Gene Garber, R (6, 1) Biff Pocoroba, S (8, PH) OBP: 0.350, SLG: 0.365 Rick Camp, R (8, 1) Brian Asselstine, L (9, PH) OBP: 0.307, SLG: 0.391			F4-3		F4-3			FC6-4 1B	F8	2 0 1 0 1	0 0 0 0 0	0 0 1 0 0	0 0 0 0 0	0 0 0 0 0	0 0 0 0 0	0 0 0 0 1
Inning Stats	R: 0 H: 0 E: 0 LOB: 0 K: 1 BB: 0 S: 5 P: 5	R: 0 H: 1 E: 0 LOB: 1 K: 1 BB: 0 S: 6 P: 6	R: 0 H: 1 E: 0 LOB: 2 K: 0 BB: 1 S: 4 P: 8	R: 0 H: 0 E: 0 LOB: 0 K: 0 BB: 0 S: 3 P: 3	R: 0 H: 0 E: 0 LOB: 0 K: 1 BB: 0 S: 5 P: 5	R: 0 H: 1 E: 0 LOB: 2 K: 0 BB: 1 S: 4 P: 8	R: 0 H: 0 E: 0 LOB: 0 K: 1 BB: 0 S: 5 P: 5	R: 0 H: 1 E: 1 LOB: 2 K: 1 BB: 0 S: 7 P: 7	R: 1 H: 2 E: 0 LOB: 1 K: 2 BB: 0 S: 9 P: 9	1B: 5 SF: 0 2B: 1 SAC: 0 3B: 0 DP: 0 HR: 0 HBP: 0						

TOP

Atlanta Braves @ New York Mets

Shea Stadium, Flushing, NY

Tue Jul 29 1980, 7:05 PM EDT

Att. 9,512 - Unknown

livebaseballscorecards.com

AB	34
R	1
H	6
RBI	1
BB	2
SO	7
LOB	15

WP: 0 PB: 0 SB: 0 CS: 0 PA: 36

PITCHER		IP	WLS	BF	H	R	ER	SO	BB	IBB	HBP	BLK	WP	HR	S	P	ERA	WHIP
Mark Bomback, R ERA: 4.21	(1, 1)	7.1	W	29	4	0	0	4	2	0	0	0	0	0	35	43	0.00	0.818
Neil Allen, R ERA: 3.82	(8, 1)	1.2	S	7	2	1	1	3	0	0	0	0	0	0	13	13	5.40	1.200

PITCHER		IP	WLS	BF	H	R	ER	SO	BB	IBB	HBP	BLK	WP	HR	S	P	ERA	WHIP

Atlanta Braves @ New York Mets

Shea Stadium, Flushing, NY

Tue Jul 29 1980, 7:05 PM EDT

Att. 9,512 - Unknown

BOTTOM

Batter	1	2	3	4	5	6	7	8	9	AB	R	H	RBI	BB	SO	LOB
Lee Mazzilli, S (1, 3) (7, 8) OBP: 0.385, SLG: 0.482	F8		5-3		5-3		K			4	0	0	0	0	1	0
Frank Taveras, R (1, 6) OBP: 0.312, SLG: 0.322	5-3 1B		6-3			CS 1B		6-3		4	0	2	0	0	0	0
Steve Henderson, R (1, 7) OBP: 0.379, SLG: 0.439	5-3 1-2		3B			1B 1-2 2B		K		4	1	2	0	0	1	1
Bill Almon, R (9, 5) OBP: 0.296, SLG: 0.373										0	0	0	0	0	0	0
Joel Youngblood, R (1, 5) (9, 9) OBP: 0.340, SLG: 0.392	K		F8			E FC1-5 1B 2-H		5-3		4	0	1	1	0	1	2
Jerry Morales, R (1, 8) (7, 9) (9, 7) OBP: 0.293, SLG: 0.311		4-3		K		E9 FC1-5 1B 1-3				3	0	1	0	0	1	0
Alex Trevino, R (1, 2) OBP: 0.338, SLG: 0.314		4-3		K		FC1-5 2-3 3-H				3	0	0	0	0	1	2
Dan Norman, R (1, 9) OBP: 0.186, SLG: 0.271		WP S 3B 1B		F8		K				2	1	1	0	0	0	0
Mike Jorgensen, L (6, PH) (7, 3) OBP: 0.356, SLG: 0.414										1	0	0	0	0	1	2
Doug Flynn, R (1, 4) OBP: 0.283, SLG: 0.289		1-H 3B			F6-3		F8			3	0	1	1	0	0	0
Mark Bomback, R (1, 1) OBP: 0.300, SLG: 0.308		1-3			K		K			3	0	0	0	0	2	1
Neil Allen, R (8, 1) OBP: 0.154, SLG: 0.154										0	0	0	0	0	0	0
Inning Stats	R: 0 E: 0 K: 1 S: 6 H: 1 LOB: 1 BB: 0 P: 6	R: 1 E: 0 K: 0 S: 5 H: 2 LOB: 1 BB: 0 P: 5	R: 0 E: 0 K: 0 S: 4 H: 1 LOB: 1 BB: 0 P: 4	R: 0 E: 0 K: 2 S: 7 H: 0 LOB: 0 BB: 0 P: 7	R: 0 E: 0 K: 1 S: 5 H: 0 LOB: 0 BB: 0 P: 5	R: 1 E: 1 K: 1 S: 8 H: 4 LOB: 2 BB: 0 P: 8	R: 0 E: 0 K: 2 S: 7 H: 0 LOB: 0 BB: 0 P: 7	R: 0 E: 0 K: 1 S: 5 H: 0 LOB: 0 BB: 0 P: 5		1B: 5 2B: 1 3B: 2 HR: 0	SF: 0 SAC: 0 DP: 0 HBP: 0					

livebaseballscorecards.com

AB	31
R	2
H	8
RBI	2
BB	0
SO	8
LOB	8

WP: 1 PA: 31
PB: 0
SB: 1
CS: 1

PITCHER	IP	WLS	BF	H	R	ER	SO	BB	IBB	HBP	BLK	WP	HR	S	P	ERA	WHIP
Larry McWilliams, L (1, 1) ERA: 4.23	5.1	L	23	8	2	2	4	0	0	0	0	1	0	31	31	3.38	1.500
Gene Garber, R (6, 1) ERA: 4.43	1.2		5	0	0	0	3	0	0	0	0	0	0	11	11	0.00	0.000
Rick Camp, R (8, 1) ERA: 2.77	1.0		3	0	0	0	1	0	0	0	0	0	0	5	5	0.00	0.000

PITCHER	IP	WLS	BF	H	R	ER	SO	BB	IBB	HBP	BLK	WP	HR	S	P	ERA	WHIP

Atlanta Braves @ New York Mets

Shea Stadium, Flushing, NY

Wed Jul 30 1980, 3:33 AM EDT

Att. 16,561 - Unknown

TOP

livebaseballscorecards.com

Batter	1	2	3	4	5	6	7	8	9	AB	R	H	RBI	BB	SO	LOB
Glenn Hubbard, R (1, 4) OBP: 0.324, SLG: 0.416	F7		6-3		F3		F8			4	0	0	0	0	0	1
Dale Murphy, R (1, 8) OBP: 0.351, SLG: 0.473	F7		F4			F8, Cl BB		6-3		3	0	0	0	1	0	0
Chris Chambliss, L (1, 3) OBP: 0.348, SLG: 0.459	2B			1B BB		Cl 1-2		F9		2	0	1	0	1	0	0
Gary Matthews, R (1, 9) OBP: 0.314, SLG: 0.422	F9			F7		F8 2-3		K		4	0	0	0	0	1	4
Bob Horner, R (1, 5) OBP: 0.303, SLG: 0.560		5-3		1B 1-2		F4			F7	4	0	1	0	0	0	2
Jeff Burroughs, R (1, 7) OBP: 0.356, SLG: 0.457		FC5-4 1B		K		F8			K	4	0	1	0	0	2	4
Bruce Benedict, R (1, 2) OBP: 0.302, SLG: 0.316		K		F7			F5		F4-3	3	0	0	0	0	1	3
Biff Pocoroba, S (9, PH) OBP: 0.344, SLG: 0.358										1	0	0	0	0	0	0
Luis Gomez, R (1, 6) OBP: 0.247, SLG: 0.217		FC5-4 1-2f			L5		F7			3	0	0	0	0	0	1
Tommy Boggs, R (1, 1) OBP: 0.114, SLG: 0.118			K		6-3		1B			3	0	1	0	0	1	0
Gene Garber, R (8, 1)										0	0	0	0	0	0	0

AB	31
R	0
H	4
RBI	0
BB	2
SO	5
LOB	15

Inning Stats	1	2	3	4	5	6	7	8	9
	R: 0 E: 0 K: 0 S: 4	H: 1 LOB: 1 BB: 0 P: 4	R: 0 E: 0 K: 1 S: 6	H: 1 LOB: 1 BB: 0 P: 6	R: 0 E: 0 K: 1 S: 5	H: 0 LOB: 0 BB: 0 P: 5	R: 0 E: 0 K: 1 S: 6	H: 1 LOB: 2 BB: 1 P: 10	R: 0 E: 0 K: 0 S: 3	H: 0 LOB: 0 BB: 0 P: 3
	R: 0 E: 1 K: 0 S: 4	H: 0 LOB: 2 BB: 1 P: 8	R: 0 E: 0 K: 0 S: 4	H: 1 LOB: 1 BB: 0 P: 4	R: 0 E: 0 K: 1 S: 5	H: 0 LOB: 0 BB: 0 P: 5	R: 0 E: 0 K: 1 S: 5	H: 0 LOB: 0 BB: 0 P: 5		

1B: 3 SF: 0
2B: 1 SAC: 0
3B: 0 DP: 0
HR: 0 HBP: 0

WP: 0 PA: 34
PB: 0
SB: 0
CS: 0

PITCHER	IP	WLS	BF	H	R	ER	SO	BB	IBB	HBP	BLK	WP	HR	S	P	ERA	WHIP
Pat Zachry, R (1, 1) ERA: 2.48	9.0	W	34	4	0	0	5	2	0	0	0	0	0	42	50	0.00	0.667

PITCHER	IP	WLS	BF	H	R	ER	SO	BB	IBB	HBP	BLK	WP	HR	S	P	ERA	WHIP

Atlanta Braves @ New York Mets

Shea Stadium, Flushing, NY

Wed Jul 30 1980, 3:33 AM EDT

Att. 16,561 - Unknown

livebaseballscorecards.com

BOTTOM

Batter	1	2	3	4	5	6	7	8	9	AB	R	H	RBI	BB	SO	LOB
Lee Mazzilli, S (1, 8) OBP: 0.384, SLG: 0.480	F8	G3			FC6-4 1B		4-3			4	0	1	0	0	0	2
Frank Taveras, R (1, 6) OBP: 0.309, SLG: 0.319	L4		1-3		FC6-4 2B 1-2f			5-3		4	0	0	0	0	0	1
Claudell Washington, L (1, 9) OBP: 0.323, SLG: 0.468	2B		K		1-3 2B			1B 2B		4	1	3	0	0	1	0
Steve Henderson, R (1, 7) OBP: 0.378, SLG: 0.435	1-3		6-3		6-3			1B E BB		3	1	0	0	1	0	3
Mike Jorgensen, L (1, 3) OBP: 0.359, SLG: 0.413		3-1		FC6-4 BB		F9		E9 1-H 2-H 1B		3	0	1	1	1	0	0
Alex Trevino, R (1, 2) OBP: 0.328, SLG: 0.304		6-3		F3		5-3		F5		4	0	0	0	0	0	2
Elliott Maddox, R (1, 5) OBP: 0.358, SLG: 0.349		1B 2B		F2		5-3		F9		4	1	1	0	0	0	2
Doug Flynn, R (1, 4) OBP: 0.283, SLG: 0.289		1B 2-H 1B		FC6-4 1-2f			F8			3	0	1	1	0	0	1
Pat Zachry, R (1, 1) OBP: 0.097, SLG: 0.069		1-2 1B			1-3		6-3			3	0	1	0	0	0	0
Inning Stats	R: 0 H: 1 E: 0 LOB: 1 K: 0 BB: 0 S: 4 P: 4	R: 1 H: 3 E: 0 LOB: 2 K: 0 BB: 0 S: 6 P: 6	R: 0 H: 0 E: 0 LOB: 0 K: 1 BB: 0 S: 5 P: 5	R: 0 H: 0 E: 0 LOB: 1 K: 0 BB: 1 S: 3 P: 7	R: 0 H: 2 E: 0 LOB: 2 K: 0 BB: 0 S: 5 P: 5	R: 0 H: 0 E: 0 LOB: 0 K: 0 BB: 0 S: 3 P: 3	R: 0 H: 0 E: 0 LOB: 0 K: 0 BB: 0 S: 3 P: 3	R: 2 H: 2 E: 1 LOB: 1 K: 0 BB: 1 S: 5 P: 9		1B: 4 SF: 0 2B: 4 SAC: 0 3B: 0 DP: 0 HR: 0 HBP: 0						

AB	32
R	3
H	8
RBI	2
BB	2
SO	1
LOB	11

WP: 0 PA: 34
PB: 0
SB: 0
CS: 0

PITCHER		IP	WLS	BF	H	R	ER	SO	BB	IBB	HBP	BLK	WP	HR	S	P	ERA	WHIP
Tommy Boggs, R ERA: 3.59	(1, 1)	7.1	L	32	8	3	2	1	2	0	0	0	0	0	32	40	2.46	1.364
Gene Garber, R ERA: 4.37	(8, 1)	0.2		2	0	0	0	0	0	0	0	0	0	0	2	2	0.00	0.000

PITCHER	IP	WLS	BF	H	R	ER	SO	BB	IBB	HBP	BLK	WP	HR	S	P	ERA	WHIP

Batter	1	2	3	4	5	6	7	8	9	AB	R	H	RBI	BB	SO	LOB
Terry Puhl, L (1, 8) OBP: 0.360, SLG: 0.432	HR	BB		K			F5		F9	4	1	1	1	1	1	1
Enos Cabell, R (1, 5) OBP: 0.304, SLG: 0.350	CS 1B	FC5-4 1-2f			F4		F8			4	0	1	0	0	0	1
Joe Morgan, L (1, 4) OBP: 0.349, SLG: 0.349 Rafael Landestoy, S (7, 4) OBP: 0.318, SLG: 0.360	F9 1-2	L9			G3		BB			3 0	0 0	0 0	0 0	1 0	0 0	2 0
Jose Cruz, L (1, 7) OBP: 0.377, SLG: 0.425	2B 1B BB		BB		1B		F9			2	1	1	0	2	0	1
Danny Heep, L (1, 3) OBP: 0.245, SLG: 0.245	1B WP 2B 1-3		F4 1-2		F4-3			F7		4	1	1	0	0	0	2
Jeffrey Leonard, R (1, 9) OBP: 0.275, SLG: 0.354	WP 1B 1B BB		F7			F9		F3		3	1	0	0	1	0	0
Alan Ashby, S (1, 2) OBP: 0.335, SLG: 0.349	WP 1B 1B 1-2 2-3 3-H			1B		F4-3		F8		4	0	2	1	0	0	0
Craig Reynolds, L (1, 6) OBP: 0.252, SLG: 0.315	1B 1-H 2-H 3-H			K		2B			1-3	4	0	2	1	0	1	1
Ken Forsch, R (1, 1) OBP: 0.255, SLG: 0.309 Dave Smith, R (7, 1) Denny Walling, L (9, PH) OBP: 0.382, SLG: 0.413		K		F8		F4-3			K	3 0 1	0 0 0	0 0 0	0 0 0	0 0 0	1 0 1	2 0 0
Inning Stats	R: 4 E: 0 K: 0 S: 6 H: 5 LOB: 2 BB: 2 P: 14	R: 0 E: 0 K: 1 S: 5 H: 0 LOB: 1 BB: 1 P: 9	R: 0 E: 0 K: 0 S: 2 H: 0 LOB: 0 BB: 1 P: 6	R: 0 E: 0 K: 2 S: 8 H: 1 LOB: 1 BB: 0 P: 8	R: 0 E: 0 K: 0 S: 4 H: 1 LOB: 1 BB: 0 P: 4	R: 0 E: 0 K: 0 S: 4 H: 1 LOB: 1 BB: 0 P: 4	R: 0 E: 0 K: 0 S: 3 H: 0 LOB: 1 BB: 1 P: 7	R: 0 E: 0 K: 0 S: 3 H: 0 LOB: 0 BB: 0 P: 3	R: 0 E: 0 K: 1 S: 5 H: 0 LOB: 0 BB: 0 P: 5	1B: 5 2B: 2 3B: 0 HR: 1	SF: 0 SAC: 0 DP: 0 HBP: 0					

PITCHER		IP	WLS	BF	H	R	ER	SO	BB	IBB	HBP	BLK	WP	HR	S	P	ERA	WHIP
John Pacella, R ERA: 4.41	(1, 1)	3.0		15	5	4	4	1	4	0	0	0	1	1	13	29	12.00	3.000
Ed Glynn, L ERA: 3.97	(4, 1)	2.0		8	2	0	0	2	0	0	0	0	0	0	12	12	0.00	1.000
Dyar Miller, R ERA:	(6, 1)	2.0		8	1	0	0	0	1	0	0	0	0	0	7	11	0.00	1.000
Jeff Reardon, R ERA: 2.9	(8, 1)	2.0	W	6	0	0	0	1	0	0	0	0	0	0	8	8	0.00	0.000

PITCHER	IP	WLS	BF	H	R	ER	SO	BB	IBB	HBP	BLK	WP	HR	S	P	ERA	WHIP

TOP

Houston Astros @ New York Mets

Shea Stadium, Flushing, NY

Fri Aug 01 1980, 7:05 PM EDT

Att. 16,612 - Unknown

livebaseballscorecards.com

AB	32
R	4
H	8
RBI	3
BB	5
SO	4
LOB	10

1B: 5	SF: 0	WP: 1	PA: 37
2B: 2	SAC: 0	PB: 0	
3B: 0	DP: 0	SB: 0	
HR: 1	HBP: 0	CS: 2	

BOTTOM

Houston Astros @ New York Mets

Shea Stadium, Flushing, NY

Fri Aug 01 1980, 7:05 PM EDT

Att. 16,612 - Unknown

Batter	1	2	3	4	5	6	7	8	9	AB	R	H	RBI	BB	SO	LOB
Frank Taveras, R (1, 6) OBP: 0.315, SLG: 0.325	5-3		FC6-4 1B 1-2		1B 1-2		HR 1B 1-2	1B 1-2 3-H		5	1	4	1	0	0	0
Elliott Maddox, R (1, 5) OBP: 0.355, SLG: 0.345	F7		FC6-4 1-2f 2-3		F8		HR 1-H 2-H	K		3	0	0	0	0	0	4
Dyar Miller, R (6, 1)										0	0	0	0	0	0	0
Steve Henderson, R (7, PH) OBP: 0.380, SLG: 0.446										1	1	1	3	0	0	0
Jeff Reardon, R (8, 1)										1	0	0	0	0	1	2
Lee Mazzilli, S (1, 8) OBP: 0.380, SLG: 0.475	4-3		K S S S		G3		F7			4	0	0	0	0	1	4
Claudell Washington, L (1, 7) OBP: 0.322, SLG: 0.468		1-3		4-3		F8 1B 2B	4-3			4	1	1	0	0	0	0
Joel Youngblood, R (1, 9) OBP: 0.339, SLG: 0.390		F7		FC5-4 1B		F8 2-3	F8			4	0	1	0	0	0	1
(6, 5)																
(9, 9)																
Mike Jorgensen, L (1, 3) OBP: 0.361, SLG: 0.414	1B		FC5-4 1-2f			1B 3-H		4-3		4	0	2	1	0	0	1
Alex Trevino, R (1, 2) OBP: 0.326, SLG: 0.302	F6		F8			F9		1B 1B		4	1	1	0	0	0	3
Doug Flynn, R (1, 4) OBP: 0.288, SLG: 0.294			FC6-4 1B 1B		1B	F9		1B 1-3		4	0	3	0	0	0	1
John Pacella, R (1, 1) OBP: 0.111, SLG: 0.167			F2		K		HR 1B	K		0	0	0	0	0	0	0
Jose Cardenal, R (3, PH) OBP: 0.271, SLG: 0.195										1	0	0	0	0	0	1
Ed Glynn, R (4, 1)										0	0	0	0	0	0	0
Jerry Morales, R (5, PH) OBP: 0.294, SLG: 0.312										3	1	1	0	0	2	3
(6, 9)																
Bill Almon, R (9, 5) OBP: 0.296, SLG: 0.373										0	0	0	0	0	0	0
Inning Stats	R: 0 E: 0 K: 0 S: 3 H: 0 LOB: 0 BB: 0 P: 3	R: 0 E: 0 K: 0 S: 4 H: 1 LOB: 1 BB: 0 P: 4	R: 0 E: 0 K: 1 S: 7 H: 2 LOB: 2 BB: 0 P: 7	R: 0 E: 0 K: 0 S: 4 H: 1 LOB: 1 BB: 0 P: 4	R: 0 E: 0 K: 1 S: 7 H: 2 LOB: 2 BB: 0 P: 7	R: 1 E: 0 K: 0 S: 5 H: 2 LOB: 1 BB: 0 P: 5	R: 3 E: 0 K: 0 S: 6 H: 3 LOB: 0 BB: 0 P: 6	R: 1 E: 0 K: 2 S: 10 H: 3 LOB: 2 BB: 0 P: 10		1B: 12 2B: 1 3B: 0 HR: 1 SF: 0 SAC: 0 DP: 0 HBP: 0						

livebaseballscorecards.com

AB	38
R	5
H	14
RBI	5
BB	0
SO	4
LOB	20

PITCHER		IP	WLS	BF	H	R	ER	SO	BB	IBB	HBP	BLK	WP	HR	S	P	ERA	WHIP
Ken Forsch, R ERA: 3.06	(1, 1)	6.0		28	10	3	3	2	0	0	0	0	0	0	32	32	4.50	1.667
Dave Smith, R ERA: 2.1	(7, 1)	2.0	L	10	4	2	2	2	0	0	0	0	0	1	14	14	9.00	2.000

PITCHER	IP	WLS	BF	H	R	ER	SO	BB	IBB	HBP	BLK	WP	HR	S	P	ERA	WHIP

Batter	1	2	3	4	5	6	7	8	9	AB	R	H	RBI	BB	SO	LOB
Terry Puhl, L (1, 8) OBP: 0.363, SLG: 0.437	G3		2B		1-3 2-H 1B 1B		BB 1B 1B		F6	5	1	3	1	0	0	0
Enos Cabell, R (1, 5) OBP: 0.304, SLG: 0.349	6-3		F8		6-3		1-2 BB 1B			4	0	1	0	0	0	2
Joe Morgan, L (1, 4) OBP: 0.357, SLG: 0.365	HR			B B B B F4-3 F4-3 BB	2-H 1B		B B B B 1-2 2-3 BB			2	1	2	2	2	0	0
Jose Cruz, L (1, 7) OBP: 0.373, SLG: 0.421	F4-3			S S S F4-3 1-2	K		3-1			4	0	0	0	0	1	5
Danny Heep, L (1, 3) OBP: 0.250, SLG: 0.235 Dave Bergman, L (6, 3) OBP: 0.250, SLG: 0.218		F9		B B B B F4-3 BB		G3		S S S K		2 1	0 0	0 0	0 0	1 0	0 1	0 0
Jeffrey Leonard, R (1, 9) OBP: 0.269, SLG: 0.345		S S S K		F4-3 1-2 2-3		S S S K		S S S K		4	0	0	0	0	3	2
Alan Ashby, S (1, 2) OBP: 0.329, SLG: 0.342		6-3		6-3		1-3		6-3		4	0	0	0	0	0	2
Craig Reynolds, L (1, 6) OBP: 0.252, SLG: 0.314			F6		1B 1B 1B		F5		F9	4	1	1	0	0	0	0
Joe Niekro, R (1, 1) OBP: 0.286, SLG: 0.333 Joe Sambito, L (8, 1) Denny Walling, L (9, PH) OBP: 0.380, SLG: 0.411			S S S K		1B 1-2 1B		S S S K		F8	3 0 1	0 0 0	1 0 0	0 0 0	0 0 0	2 0 0	0 0 0
Inning Stats	R: 1 E: 0 K: 0 S: 4 H: 1 LOB: 0 BB: 0 P: 4	R: 0 E: 0 K: 1 S: 5 H: 0 LOB: 0 BB: 0 P: 5	R: 0 E: 0 K: 1 S: 6 H: 1 LOB: 1 BB: 0 P: 6	R: 0 E: 0 K: 0 S: 3 H: 0 LOB: 2 BB: 2 P: 11	R: 2 E: 0 K: 1 S: 8 H: 4 LOB: 1 BB: 0 P: 8	R: 0 E: 0 K: 1 S: 5 H: 0 LOB: 0 BB: 0 P: 5	R: 0 E: 0 K: 1 S: 7 H: 2 LOB: 3 BB: 1 P: 11	R: 0 E: 0 K: 2 S: 7 H: 0 LOB: 0 BB: 0 P: 7	R: 0 E: 0 K: 0 S: 3 H: 0 LOB: 0 BB: 0 P: 3	1B: 6 2B: 1 3B: 0 HR: 1 SF: 0 SAC: 0 DP: 0 HBP: 0				WP: 0 PB: 0 SB: 0 CS: 0	PA: 37	

TOP

Houston Astros @ New York Mets

Shea Stadium, Flushing, NY

Sat Aug 02 1980, 7:05 PM EDT

Att. 45,426 - Unknown

livebaseballscorecards.com

AB	34
R	3
H	8
RBI	3
BB	3
SO	7
LOB	11

PITCHER		IP	WLS	BF	H	R	ER	SO	BB	IBB	HBP	BLK	WP	HR	S	P	ERA	WHIP
Roy Lee Jackson, R ERA: 4.35	(1, 1)	4.2		21	6	3	3	2	2	0	0	0	0	1	23	31	5.79	1.714
Ed Glynn, L ERA: 3.94	(5, 1)	0.1		1	0	0	0	1	0	0	0	0	0	0	3	3	0.00	0.000
Tom Hausman, R ERA: 2.95	(6, 1)	2.0		9	2	0	0	2	1	0	0	0	0	0	12	16	0.00	1.500
Neil Allen, R ERA: 3.72	(8, 1)	2.0	W	6	0	0	0	2	0	0	0	0	0	0	10	10	0.00	0.000

PITCHER	IP	WLS	BF	H	R	ER	SO	BB	IBB	HBP	BLK	WP	HR	S	P	ERA	WHIP

BOTTOM

Batter	1	2	3	4	5	6	7	8	9	AB	R	H	RBI	BB	SO	LOB
Frank Taveras, R (1, 6) OBP: 0.318, SLG: 0.331	2-3		1-3 2B		1B		6-3 1-3 2-H	1-2 3-H 1B		5	0	3	1	0	0	1
Elliott Maddox, R (1, 5) OBP: 0.354, SLG: 0.343	P4		FC6-4 HBP		P4		SF7 3-H	K		2	0	0	1	0	0	1
Neil Allen, R (8, 1) OBP: 0.143, SLG: 0.143										1	0	0	0	0	1	2
Lee Mazzilli, S (1, 8) OBP: 0.379, SLG: 0.473	K		SF7 3-H		6-3		1B			3	0	1	1	0	1	1
Claudell Washington, L (1, 9) OBP: 0.321, SLG: 0.464		F9	FC6-4 1-2f			FC5-4 1B	F8			4	0	1	0	0	0	3
Steve Henderson, R (9, 7) OBP: 0.378, SLG: 0.447		5-3		4-3		L4		2B 2B		4	1	1	0	0	0	1
Bill Almon, R (1, 7) OBP: 0.296, SLG: 0.373										0	0	0	0	0	0	0
Mike Jorgensen, L (9, 5) OBP: 0.363, SLG: 0.413		BB		1B		L7		K		3	0	1	0	1	1	2
Alex Trevino, R (1, 2) OBP: 0.324, SLG: 0.308		F7		F5		FC5-4 1-2f		F9 2-H 1B 2B		4	1	1	1	0	0	3
Doug Flynn, R (1, 4) OBP: 0.291, SLG: 0.297			2B SF7 1B	F1-3			1B PB 1B	F9 2-3		4	2	2	0	0	0	2
Roy Lee Jackson, R (1, 1) OBP: 0.143, SLG: 0.429			F2		F9		PB 1-2 SF7 1B	1B IBB		1	0	0	0	0	0	1
Ed Glynn, R (5, 1) OBP: 0.183, SLG: 0.267										0	0	0	0	0	0	0
Dan Norman, R (5, PH) OBP: 0.087, SLG: 0.087										1	0	0	0	0	0	0
Tom Hausman, R (6, 1) OBP: 0.343, SLG: 0.392										0	0	0	0	0	0	0
Joel Youngblood, R (7, PH)										1	1	1	0	1	0	0
(8, 5)																
(9, 9)																
Inning Stats	R: 0 E: 0 K: 1 S: 5 H: 0 LOB: 0 BB: 0 P: 5	R: 0 E: 0 K: 0 S: 3 H: 0 LOB: 1 BB: 1 P: 7	R: 1 E: 0 K: 0 S: 5 H: 2 LOB: 2 BB: 0 P: 6	R: 0 E: 0 K: 0 S: 4 H: 1 LOB: 1 BB: 0 P: 4	R: 0 E: 0 K: 0 S: 4 H: 1 LOB: 1 BB: 0 P: 4	R: 0 E: 0 K: 0 S: 4 H: 1 LOB: 1 BB: 0 P: 4	R: 2 E: 0 K: 0 S: 6 H: 3 LOB: 1 BB: 0 P: 6	R: 2 E: 0 K: 2 S: 10 H: 3 LOB: 2 BB: 1 P: 14		1B: 8 2B: 3 3B: 0 HR: 0 SF: 2 SAC: 0 DP: 0 HBP: 1						

PITCHER		IP	WLS	BF	H	R	ER	SO	BB	IBB	HBP	BLK	WP	HR	S	P	ERA	WHIP
Joe Niekro, R ERA: 3.98	(1, 1)	7.0	L	32	9	4	4	1	1	0	1	0	0	0	32	37	5.14	1.429
Joe Sambito, L ERA: 2.29	(8, 1)	1.0		6	2	1	1	2	0	1	0	0	0	0	9	13	9.00	2.000

PITCHER	IP	WLS	BF	H	R	ER	SO	BB	IBB	HBP	BLK	WP	HR	S	P	ERA	WHIP

Houston Astros @ New York Mets

Shea Stadium, Flushing, NY

Sat Aug 02 1980, 7:05 PM EDT

Att. 45,426 - Unknown

livebaseballscorecards.com

AB	33
R	5
H	11
RBI	4
BB	2
SO	3
LOB	17

Houston Astros @ New York Mets

Shea Stadium, Flushing, NY

Sun Aug 03 1980, 3:33 AM EDT

Att. 22,492 - Unknown

livebaseballscorecards.com

TOP

Batter	1	2	3	4	5	6	7	8	9	10	AB	R	H	RBI	BB	SO	LOB
Terry Puhl, L (1, 9) OBP: 0.365, SLG: 0.436	F9		1B BB 1-2	6-3		1B 1-2			SH3-4 1-2		3	0	1	0	1	0	1
Enos Cabell, R (1, 5) OBP: 0.302, SLG: 0.346	1B		K		F8	F8			5-3		5	0	1	0	0	1	5
Jose Cruz, L (1, 7) OBP: 0.371, SLG: 0.418	K		F9		F4-3 1B 1B		K		F8		5	0	1	0	0	2	4
Cesar Cedeno, R (1, 8) OBP: 0.387, SLG: 0.495	1-3		FC6-4 1-3 2-H 1B		F4-3 1-2 1B		F7			HR	5	1	3	2	0	0	1
Art Howe, R (1, 3) OBP: 0.324, SLG: 0.392		K	FC6-4 1-2f		F4-3 1-2 2-3		F9			F8	5	0	0	0	0	1	4
Joe Morgan, L (1, 4) OBP: 0.355, SLG: 0.360		K		1B FC6-4 BB	F4-3			F4-3		K	4	1	0	0	1	2	2
Luis Pujols, R (1, 2) OBP: 0.294, SLG: 0.275		FC6-4 1B		FC6-4 1-3 1B		K		6-3		E1	5	0	2	0	0	1	0
Rafael Landestoy, S (1, 6) OBP: 0.313, SLG: 0.354		FC6-4 1-2f		FC6-4 SH1-4 1-2f 3-H		5-3		G3		BB	4	0	0	1	0	0	2
Joe Sambito, L (8, 1)											0	0	0	0	1	0	0
Vern Ruhle, R (1, 1) OBP: 0.375, SLG: 0.435			BB 1B 1B	SH1-4 1-2		1B 1B			SH3-4 1B	F6	1	1	1	0	0	0	0
Danny Heep, L (6, PH) OBP: 0.263, SLG: 0.250											1	0	1	0	0	0	0
Joaquin Andujar, S (6, 1) OBP: 0.214, SLG: 0.154											0	0	0	0	0	0	0
Craig Reynolds, L (8, 6) OBP: 0.254, SLG: 0.316											2	0	1	0	0	0	2

Inning Stats	1	2	3	4	5	6	7	8	9	10
	R: 0 E: 0 K: 1 S: 6	H: 1 LOB: 1 BB: 0 P: 6	R: 0 E: 0 K: 2 S: 8	H: 1 LOB: 1 BB: 0 P: 8	R: 1 E: 0 K: 1 S: 7	H: 2 LOB: 2 BB: 1 P: 11	R: 1 E: 0 K: 0 S: 4	H: 1 LOB: 1 BB: 1 P: 8	R: 0 E: 0 K: 0 S: 5	H: 2 LOB: 2 BB: 0 P: 5
	R: 0 E: 0 K: 1 S: 7	H: 2 LOB: 2 BB: 0 P: 7	R: 0 E: 0 K: 1 S: 5	H: 0 LOB: 0 BB: 0 P: 5	R: 0 E: 0 K: 0 S: 3	H: 0 LOB: 0 BB: 0 P: 3	R: 0 E: 0 K: 0 S: 4	H: 1 LOB: 1 BB: 0 P: 4	R: 1 E: 1 K: 1 S: 7	H: 1 LOB: 2 BB: 1 P: 11

1B: 10 SF: 0 WP: 0 PA: 45
2B: 0 SAC: 2 PB: 0
3B: 0 DP: 0 SB: 0
HR: 1 HBP: 0 CS: 0

PITCHER	IP	WLS	BF	H	R	ER	SO	BB	IBB	HBP	BLK	WP	HR	S	P	ERA	WHIP
Pete Falcone, L (1, 1) ERA: 5.33	5.0		24	7	2	2	4	2	0	0	0	0	0	30	38	3.60	1.800
Dyar Miller, R (6, 1) ERA:	2.0		8	2	0	0	2	0	0	0	0	0	0	12	12	0.00	1.000
Tom Hausman, R (8, 1) ERA: 2.88	2.0		7	1	0	0	0	0	0	0	0	0	0	7	7	0.00	0.500
Jeff Reardon, R (10, 1) ERA: 3.0	1.0	L	6	1	1	1	1	1	0	0	0	0	1	7	11	9.00	2.000

PITCHER	IP	WLS	BF	H	R	ER	SO	BB	IBB	HBP	BLK	WP	HR	S	P	ERA	WHIP

AB	40
R	3
H	11
RBI	3
BB	3
SO	7
LOB	21

Batter	1	2	3	4	5	6	7	8	9	10	AB	R	H	RBI	BB	SO	LOB
Frank Taveras, R (1, 6) OBP: 0.317, SLG: 0.332	6-3		2B		F7			K	F3		5	0	1	0	0	1	0
Joel Youngblood, R (1, 5) OBP: 0.343, SLG: 0.392	5-3		F8			1B		1B 1B		F8	5	1	2	0	0	0	1
Lee Mazzilli, S (1, 8) OBP: 0.379, SLG: 0.472	K		F7			1-3 1B		BB 1B 1-2		6-3	5	0	2	0	0	1	1
Claudell Washington, L (1, 9) OBP: 0.327, SLG: 0.472		E 2B		5-3 1B		K		BB 1-2 2-H 1B		K	5	1	3	1	0	2	2
Steve Henderson, R (1, 7) OBP: 0.374, SLG: 0.441		6-3		5-3 1-2		K		K			4	0	0	0	0	2	6
Mike Jorgensen, L (1, 3) OBP: 0.369, SLG: 0.414		E7 2-H 1B		BBBB G5-4-3 BB		F9		BBBB 1-2 2-3 BB			2	0	1	1	2	0	2
Alex Trevino, R (1, 2) OBP: 0.315, SLG: 0.299	P4		G5-4-3 1-2f				F8	F7			4	0	0	0	0	0	6
Doug Flynn, R (1, 4) OBP: 0.288, SLG: 0.293	F2				F2		F3		F3		4	0	0	0	0	0	1
Pete Falcone, L (1, 1) OBP: 0.179, SLG: 0.148			4-3		4-3		F7		P4		1	0	0	0	0	0	0
Dan Norman, R (5, PH) OBP: 0.180, SLG: 0.262											1	0	0	0	0	0	0
Dyar Miller, R (6, 1)											0	0	0	0	0	0	0
Jerry Morales, R (7, PH) OBP: 0.292, SLG: 0.309											1	0	0	0	0	0	0
Tom Hausman, R (8, 1) OBP: 0.067, SLG: 0.067											0	0	0	0	0	0	0
Jose Cardenal, R (9, PH) OBP: 0.265, SLG: 0.190											1	0	0	0	0	0	0
Jeff Reardon, R (10, 1)											0	0	0	0	0	0	0
Inning Stats	R: 0 E: 0 K: 1 S: 5 / H: 0 LOB: 0 BB: 0 P: 5	R: 1 E: 1 K: 0 S: 5 / H: 2 LOB: 1 BB: 0 P: 5	R: 0 E: 0 K: 0 S: 4 / H: 1 LOB: 1 BB: 0 P: 4	R: 0 E: 0 K: 0 S: 3 / H: 1 LOB: 1 BB: 1 P: 7	R: 0 E: 0 K: 0 S: 3 / H: 0 LOB: 0 BB: 0 P: 3	R: 0 E: 0 K: 2 S: 9 / H: 2 LOB: 2 BB: 0 P: 9	R: 0 E: 0 K: 0 S: 3 / H: 0 LOB: 0 BB: 0 P: 3	R: 1 E: 0 K: 2 S: 10 / H: 3 LOB: 3 BB: 1 P: 14	R: 0 E: 0 K: 0 S: 3 / H: 0 LOB: 0 BB: 0 P: 3	R: 0 E: 0 K: 1 S: 5 / H: 0 LOB: 0 BB: 0 P: 5	1B: 7 2B: 2 3B: 0 HR: 0	SF: 0 SAC: 0 DP: 1 HBP: 0						

PITCHER		IP	WLS	BF	H	R	ER	SO	BB	IBB	HBP	BLK	WP	HR	S	P	ERA	WHIP
Vern Ruhle, R ERA: 2.77	(1, 1)	5.0		19	4	1	1	1	1	0	0	0	0	0	20	24	1.80	1.000
Joaquin Andujar, R ERA: 4.18	(6, 1)	2.2		13	5	1	1	4	0	0	0	0	0	0	21	21	3.38	1.875
Joe Sambito, L ERA: 2.19	(8, 1)	2.1	W	8	0	0	0	1	1	0	0	0	0	0	9	13	0.00	0.429

PITCHER	IP	WLS	BF	H	R	ER	SO	BB	IBB	HBP	BLK	WP	HR	S	P	ERA	WHIP

BOTTOM

Houston Astros @ New York Mets

Shea Stadium, Flushing, NY

Sun Aug 03 1980, 3:33 AM EDT
Att. 22,492 - Unknown

livebaseballscorecards.com

AB	38
R	2
H	9
RBI	2
BB	2
SO	6
LOB	19

WP: 0 PB: 0 SB: 0 CS: 0 PA: 40

Batter	1	2	3	4	5	6	7	8	9	10	AB	R	H	RBI	BB	SO	LOB
Frank Taveras, R (1, 6) OBP: 0.315, SLG: 0.330	F3		4-3		FC5 FC6 2-3			S 1B		F6	5	0	1	0	0	0	1
Elliott Maddox, R (1, 5) OBP: 0.348, SLG: 0.337	F8		K		FC6 1-2f			F8 1-2		K	5	0	0	0	0	2	2
Lee Mazzilli, S (1, 8) OBP: 0.376, SLG: 0.468	K		6-3			F7		K			4	0	0	0	0	2	1
Claudell Washington, L (1, 7) OBP: 0.321, SLG: 0.464		F7		F8		K		4-3			4	0	0	0	0	1	1
Joel Youngblood, R (1, 9) OBP: 0.342, SLG: 0.390		1B 1B 1B		6-3		K			K		4	1	1	0	0	2	0
Mike Jorgensen, L (1, 3) OBP: 0.375, SLG: 0.415		1B 1B 1-3 1B		F2			BB		BB		2	1	1	0	2	0	0
Alex Trevino, R (1, 2) OBP: 0.314, SLG: 0.298		B5-6-4 1B 1-2 3-H 1B			5-3		F8		F9		4	0	1	1	0	0	2
Doug Flynn, R (1, 4) OBP: 0.290, SLG: 0.298		1-2 2-H 1B			SH 2B		F9		F9		4	1	2	1	0	0	2
Pat Zachry, R (1, 1) OBP: 0.091, SLG: 0.065 Jose Moreno, S (10, PH) OBP: 0.294, SLG: 0.625 Neil Allen, R (10, 1) OBP: 0.143, SLG: 0.143		B5-6-4 2-3f			SH FC5 2-H		5-3			K	2 1 0	0 0 0	0 0 0	0 0 0	0 1 0	0 0 0	3 0 0
Inning Stats	R: 0 H: 0 E: 0 LOB: 0 K: 1 BB: 0 S: 5 P: 5	R: 2 H: 4 E: 0 LOB: 1 K: 0 BB: 0 S: 6 P: 6	R: 0 H: 0 E: 0 LOB: 0 K: 1 BB: 0 S: 5 P: 5	R: 0 H: 0 E: 0 LOB: 0 K: 0 BB: 0 S: 3 P: 3	R: 1 H: 1 E: 1 LOB: 1 K: 0 BB: 0 S: 5 P: 5	R: 0 H: 0 E: 0 LOB: 0 K: 2 BB: 0 S: 7 P: 7	R: 0 H: 0 E: 0 LOB: 1 K: 0 BB: 1 S: 3 P: 7	R: 0 H: 1 E: 0 LOB: 1 K: 1 BB: 0 S: 6 P: 6	R: 0 H: 0 E: 0 LOB: 1 K: 1 BB: 1 S: 5 P: 9	R: 0 H: 0 E: 0 LOB: 0 K: 2 BB: 0 S: 7 P: 7	1B: 5 2B: 1 3B: 0 HR: 0	SF: 0 SAC: 1 DP: 1 HBP: 0					

PITCHER	IP	WLS	BF	H	R	ER	SO	BB	IBB	HBP	BLK	WP	HR	S	P	ERA	WHIP
Steve Rogers, R (1, 1) ERA: 3.05	8.0		31	6	3	2	5	1	0	0	0	0	0	40	44	2.25	0.875
Stan Bahnsen, R (9, 1) ERA: 3.12	0.1		2	0	0	0	1	1	0	0	0	0	0	3	7	0.00	3.000
Elias Sosa, R (9, 1) ERA: 3.48	1.2	W	5	0	0	0	2	0	0	0	0	0	0	9	9	0.00	0.000

PITCHER	IP	WLS	BF	H	R	ER	SO	BB	IBB	HBP	BLK	WP	HR	S	P	ERA	WHIP

TOP

New York Mets @ Montreal Expos

Olympic Stadium, Montreal, QB

Mon Aug 04 1980, 7:05 PM EDT

Unknown

livebaseballscorecards.com

AB	35
R	3
H	6
RBI	2
BB	2
SO	8
LOB	12

WP: 0 PA: 38
PB: 0
SB: 1
CS: 0

Batter	1	2	3	4	5	6	7	8	9	10	AB	R	H	RBI	BB	SO	LOB
Ron LeFlore, R (1, 7) OBP: 0.331, SLG: 0.350	S S S 0-3 ① K		x 0-0 ② F9			x 0-0 ① 5-3		x 0-0 E5 1B BLK 1-H 2-H		B B B B 4-0 S 1B BB	4	2	0	0	1	1	1
Rodney Scott, S (1, 4) OBP: 0.314, SLG: 0.301	x 0-0 CS 2B		x 0-0 ③ L3			x 0-0 1B		x 0-0 BLK S 2-3 1B		B B B B 4-0 1B 1-2 BB	4	0	3	0	1	0	1
Andre Dawson, R (1, 8) OBP: 0.372, SLG: 0.482	B B B B 4-0 BB			x 0-0 ① 5-3		S S S 0-3 ② K		x 0-0 ① F5 1-3 3-H		x 0-0 1-2 2-H 1B	4	0	1	1	1	1	2
Ellis Valentine, R (1, 9) OBP: 0.364, SLG: 0.541	x 0-0 ②③ F7 2-3			x 0-0 ② 5-3		x 0-0 ③ F6		S S S 0-3 ② K			4	0	0	0	0	1	4
Warren Cromartie, L (1, 3) OBP: 0.365, SLG: 0.454		S S S 0-3 ① K		x 0-0 ③ F8			x 0-0 ① F4-3	x 0-0 ③ F2			4	0	0	0	0	1	1
Gary Carter, R (1, 2) OBP: 0.315, SLG: 0.465		S S S 0-3 ② K			x 0-0 1B		x 0-0 ② F7		x 0-0 ① 5-3		4	0	1	0	0	1	0
Larry Parrish, R (1, 5) OBP: 0.330, SLG: 0.459		x 0-0 ③ 1-3			x 0-0 ① F7		x 0-0 ③ 5-3		x 0-0 ② 5-3		4	0	0	0	0	0	1
Chris Speier, R (1, 6) OBP: 0.335, SLG: 0.311			x 0-0 SH1-4 1B		x 0-0 ② F7			x 0-0 BB E 1B	x 0-0 ③ F2		4	1	2	0	0	0	1
Steve Rogers, R (1, 1) OBP: 0.267, SLG: 0.170 Jerry White, S (8, PH) OBP: 0.381, SLG: 0.505 Stan Bahnsen, R (9, 1) OBP: 0.300, SLG: 0.250 Elias Sosa, R (9, 1) OBP: 0.200, SLG: 0.200 Tony Bernazard, S (10, PH) OBP: 0.291, SLG: 0.346			x 0-0 ① SH1-4 1-2		S S S 0-3 ③ K			B B B B 4-0 E 1-2 BB		S S S 0-3 ① K	1 0 0 0 1	0 1 0 0 0	0 0 0 0 0	0 1 0 0 0	1 0 0 0 1	1 0 0 0 0	1 0 0 0 0
Inning Stats	R: 0 E: 0 K: 1 S: 5 H: 1 LOB: 1 BB: 1 P: 9	R: 0 E: 0 K: 2 S: 7 H: 0 LOB: 0 BB: 0 P: 7	R: 0 E: 0 K: 0 S: 4 H: 1 LOB: 1 BB: 0 P: 4	R: 0 E: 0 K: 0 S: 3 H: 0 LOB: 0 BB: 0 P: 3	R: 0 E: 0 K: 1 S: 6 H: 1 LOB: 1 BB: 0 P: 6	R: 0 E: 0 K: 1 S: 6 H: 1 LOB: 1 BB: 0 P: 6	R: 0 E: 0 K: 0 S: 3 H: 0 LOB: 0 BB: 0 P: 3	R: 3 E: 1 K: 1 S: 8 H: 2 LOB: 1 BB: 1 P: 12	R: 0 E: 0 K: 0 S: 3 H: 0 LOB: 0 BB: 0 P: 3	R: 1 E: 0 K: 1 S: 4 H: 1 LOB: 2 BB: 2 P: 12	1B: 6 2B: 1 3B: 0 HR: 0	SF: 0 SAC: 1 DP: 0 HBP: 0						

PITCHER		IP	WLS	BF	H	R	ER	SO	BB	IBB	HBP	BLK	WP	HR	S	P	ERA	WHIP
Pat Zachry, R ERA: 2.28	(1, 1)	9.0		35	6	3	0	6	2	0	0	1	0	0	45	53	0.00	0.889
Neil Allen, R ERA: 3.82	(10, 1)	0.1	L	4	1	1	1	1	2	0	0	0	0	0	4	12	27.00	9.000

PITCHER	IP	WLS	BF	H	R	ER	SO	BB	IBB	HBP	BLK	WP	HR	S	P	ERA	WHIP

BOTTOM

New York Mets @ Montreal Expos

Olympic Stadium, Montreal, QB

Mon Aug 04 1980, 7:05 PM EDT

Unknown

livebaseballscorecards.com

AB	34
R	4
H	7
RBI	1
BB	4
SO	7
LOB	12

WP: 0 PB: 0 SB: 2 CS: 1 PA: 39

Batter	1	2	3	4	5	6	7	8	9	AB	R	H	RBI	BB	SO	LOB
Joel Youngblood, R (1, 9) OBP: 0.348, SLG: 0.398	L4-3 1B		CS 1B		BB		2B		K	4	0	3	0	1	1	1
Bill Almon, R (1, 6) OBP: 0.293, SLG: 0.352	L4-3 1-2		CS 1-2	HR BB	L7		K			3	1	0	0	1	1	4
Lee Mazzilli, S (1, 3) OBP: 0.375, SLG: 0.473	F8			1-H HR	4-3			F8		4	1	1	2	0	0	2
Steve Henderson, R (1, 7) OBP: 0.381, SLG: 0.445 Claudell Washington, L (9, 7) OBP: 0.321, SLG: 0.464		7-4 1B 1B		E 5-3 G4-3-6 1B		CS BB		BB		2 0	1 0	2 0	0 0	2 0	0 0	0 0
Jerry Morales, R (1, 8) OBP: 0.297, SLG: 0.336		1-2 1B		5-3 1-2		1-2 HR		K		4	1	2	1	0	1	2
Elliott Maddox, R (1, 5) OBP: 0.344, SLG: 0.332		7-4 2-3f		E5 G4-3-6 2-3		K		F3		4	0	0	0	0	1	4
Alex Trevino, R (1, 2) OBP: 0.306, SLG: 0.290		F9		G4-3-6 1-2f 3-H		5-3			F9	4	0	0	0	0	0	2
Doug Flynn, R (1, 4) OBP: 0.292, SLG: 0.301			F7		SH1-4 1B		K		SH3 1B	4	0	2	0	0	1	0
Mark Bomback, R (1, 1) OBP: 0.281, SLG: 0.286 Dyar Miller, R (8, 1) Neil Allen, R (9, 1) OBP: 0.143, SLG: 0.143			5-3		SH1-4 1-2		1-3		SH3 1-2	2 0 0	0 0 0	0 0 0	0 0 0	0 0 0	0 0 0	0 0 0
Inning Stats	R: 0 E: 0 K: 0 S: 3 H: 1 LOB: 0 BB: 0 P: 3	R: 0 E: 0 K: 0 S: 4 H: 2 LOB: 1 BB: 0 P: 4	R: 0 E: 0 K: 0 S: 3 H: 1 LOB: 0 BB: 0 P: 3	R: 3 E: 1 K: 0 S: 5 H: 2 LOB: 0 BB: 1 P: 9	R: 0 E: 0 K: 0 S: 4 H: 1 LOB: 2 BB: 1 P: 8	R: 1 E: 0 K: 1 S: 5 H: 1 LOB: 0 BB: 1 P: 9	R: 0 E: 0 K: 2 S: 8 H: 1 LOB: 1 BB: 0 P: 8	R: 0 E: 0 K: 1 S: 5 H: 0 LOB: 1 BB: 1 P: 9	R: 0 E: 0 K: 1 S: 6 H: 1 LOB: 1 BB: 0 P: 6	1B: 7 2B: 3 3B: 0 HR: 2 SF: 0 SAC: 2 DP: 3 HBP: 0						

PITCHER		IP	WLS	BF	H	R	ER	SO	BB	IBB	HBP	BLK	WP	HR	S	P	ERA	WHIP
Bill Lee, L ERA: 5.53	(1, 1)	6.0	L	25	8	4	3	1	3	0	0	0	0	2	24	36	4.50	1.833
Dale Murray, R ERA: 5.92	(7, 1)	2.0		8	1	0	0	3	1	0	0	0	0	0	13	17	0.00	1.000
Elias Sosa, R ERA: 3.43	(9, 1)	1.0		4	1	0	0	1	0	0	0	0	0	0	6	6	0.00	1.000

PITCHER	IP	WLS	BF	H	R	ER	SO	BB	IBB	HBP	BLK	WP	HR	S	P	ERA	WHIP

New York Mets @ Montreal Expos

Olympic Stadium, Montreal, QB

Mon Aug 04 1980, 7:05 PM EDT

Att. 51,466 - Unknown

TOP

livebaseballscorecards.com

AB	31
R	4
H	10
RBI	3
BB	4
SO	5
LOB	15

Batter	1	2	3	4	5	6	7	8	9	AB	R	H	RBI	BB	SO	LOB
Ron LeFlore, R (1, 7) OBP: 0.333, SLG: 0.350 Elias Sosa, R (9, 1) OBP: 0.200, SLG: 0.200	FC5-4 1B			F4-3			HBP 1B BB	F4		3 0	0 0	1 0	0 0	1 0	0 0	0 0
Rodney Scott, S (1, 4) OBP: 0.315, SLG: 0.303	K			G3			HBP 1B		S 1B	4	1	2	0	0	1	1
Andre Dawson, R (1, 8) OBP: 0.368, SLG: 0.477	FC5-4 CS			F4-3			F8		K	4	0	0	0	0	1	4
Ellis Valentine, R (1, 9) OBP: 0.370, SLG: 0.540 Tim Raines, S (9, PR) OBP: 0.263, SLG: 0.067	F	F6-4-3 1B			5-3		F4-6-3 HBP		1B BB	3 0	0 0	1 0	0 0	1 0	0 0	1 0
Warren Cromartie, L (1, 3) OBP: 0.362, SLG: 0.449		F6-4-3			K		F4-6-3		K	4	0	0	0	0	2	6
Larry Parrish, R (1, 5) OBP: 0.332, SLG: 0.471		F4-3			F7			HR	1B	4	1	2	2	0	0	0
Chris Speier, R (1, 6) OBP: 0.331, SLG: 0.307 Jerry White, S (9, PH) OBP: 0.377, SLG: 0.500			F7			F7		F9	F8	3 1	0 0	0 0	0 0	0 0	0 0	0 2
Bobby Ramos, R (1, 2) OBP: 0.176, SLG: 0.133			F7			F8		F4		3	0	0	0	0	0	0
Bill Lee, L (1, 1) OBP: 0.216, SLG: 0.243 Tom Hutton, L (6, PH) OBP: 0.261, SLG: 0.262 Dale Murray, R (7, 1) Rowland Office, L (8, PH) OBP: 0.329, SLG: 0.392 (9, 7)			F8			F4-3		HR		1 1 0 1	0 0 0 1	0 0 0 1	0 0 0 1	0 0 0 0	0 0 0 0	0 0 0 0
Inning Stats	R: 0 E: 0 K: 1 S: 5 H: 1 LOB: 0 BB: 0 P: 5	R: 0 E: 0 K: 0 S: 3 H: 1 LOB: 0 BB: 0 P: 3	R: 0 E: 0 K: 0 S: 3 H: 0 LOB: 0 BB: 0 P: 3	R: 0 E: 0 K: 0 S: 3 H: 0 LOB: 0 BB: 0 P: 3	R: 0 E: 0 K: 1 S: 5 H: 0 LOB: 0 BB: 0 P: 5	R: 0 E: 0 K: 0 S: 3 H: 0 LOB: 0 BB: 0 P: 3	R: 0 E: 0 K: 0 S: 3 H: 1 LOB: 2 BB: 1 P: 8	R: 2 E: 0 K: 0 S: 5 H: 2 LOB: 0 BB: 0 P: 5	R: 1 E: 0 K: 2 S: 9 H: 2 LOB: 2 BB: 1 P: 13	1B: 5 2B: 0 3B: 0 HR: 2	SF: 0 SAC: 0 DP: 2 HBP: 1			WP: 0 PB: 0 SB: 1 CS: 1		PA: 35	

PITCHER		IP	WLS	BF	H	R	ER	SO	BB	IBB	HBP	BLK	WP	HR	S	P	ERA	WHIP
Mark Bomback, R ERA: 4.07	(1, 1)	7.2	W	28	5	2	2	2	1	0	1	0	0	2	29	34	2.35	0.783
Dyar Miller, R ERA: 0.66	(8, 1)	0.2		4	1	1	1	1	1	0	0	0	0	0	5	9	13.50	3.000
Neil Allen, R ERA: 3.79	(9, 1)	0.2	S	3	1	0	0	1	0	0	0	0	0	0	5	5	0.00	1.500

PITCHER	IP	WLS	BF	H	R	ER	SO	BB	IBB	HBP	BLK	WP	HR	S	P	ERA	WHIP

New York Mets @ Montreal Expos

Olympic Stadium, Montreal, QB

Mon Aug 04 1980, 7:05 PM EDT
Att. 51,466 - Unknown

BOTTOM

livebaseballscorecards.com

AB	32
R	3
H	7
RBI	3
BB	2
SO	4
LOB	14

Batter	1	2	3	4	5	6	7	8	9	AB	R	H	RBI	BB	SO	LOB
Frank Taveras, R (1, 6) OBP: 0.321, SLG: 0.336	1-3		S 1B 3-H		1B 3-H	1B 1-2		1B 1-2 3-H		5	0	4	3	0	0	0
Joel Youngblood, R (1, 5) (8, 8) OBP: 0.346, SLG: 0.395	F2		K 1-2		BB 2B 1B	F8		F7		5	1	1	0	0	1	5
Lee Mazzilli, S (1, 8) OBP: 0.377, SLG: 0.472 Jeff Reardon, R (8, 1)	F5		BB		2B 1-2 BB		G6-4-3 1B 1B 1B	K		3 0	1 0	1 0	0 0	2 0	1 0	2 0
Claudell Washington, L (1, 9) OBP: 0.323, SLG: 0.466		F4	G3		2B 1-3 2-H		G6-4-3 1-2 1B	F7		5	0	2	1	0	0	4
Steve Henderson, R (1, 7) OBP: 0.381, SLG: 0.442		K		1-3	BB		G6-4-3 1-2f 2-3		1B 1B	4	0	1	0	1	1	2
Mike Jorgensen, L (1, 3) OBP: 0.375, SLG: 0.412		BB		F8	F2		WP 1B 3-H		F8	4	0	1	1	1	0	4
Alex Trevino, R (1, 2) OBP: 0.302, SLG: 0.287 (8, 5)		K		F4		F2	K 1B 1-2		F6-4-3 1-2	5	0	1	0	0	2	2
Doug Flynn, R (1, 4) OBP: 0.296, SLG: 0.321			1B 3B		1B 3B	F6-3		1B 3B	F6-4-3 1-2	5	3	3	0	0	0	2
John Pacella, R (1, 1) OBP: 0.111, SLG: 0.167 Jose Moreno, S (3, PH) OBP: 0.278, SLG: 0.588 Ed Glynn, R (3, 1) Dan Norman, R (6, PH) OBP: 0.194, SLG: 0.262 Tom Hausman, R (6, 1) OBP: 0.067, SLG: 0.067 Butch Benton, R (8, PH) (8, 2)			K		F9	BB 1B		1B HBP		0 1 1 0 0 0	0 0 0 0 0 0	0 0 0 0 0 0	0 0 0 1 0 0	0 1 0 0 0 0	0 1 0 0 0 0	0 1 1 0 0 0
Inning Stats	R: 0 E: 0 K: 0 S: 3 H: 0 LOB: 0 BB: 0 P: 3	R: 0 E: 0 K: 2 S: 7 H: 0 LOB: 1 BB: 1 P: 11	R: 1 E: 0 K: 2 S: 9 H: 2 LOB: 2 BB: 1 P: 13	R: 0 E: 0 K: 0 S: 3 H: 0 LOB: 0 BB: 0 P: 3	R: 2 E: 0 K: 0 S: 6 H: 4 LOB: 3 BB: 2 P: 14	R: 0 E: 0 K: 0 S: 4 H: 1 LOB: 2 BB: 1 P: 8	R: 1 E: 0 K: 1 S: 7 H: 3 LOB: 1 BB: 0 P: 7	R: 1 E: 0 K: 1 S: 7 H: 2 LOB: 2 BB: 0 P: 8	R: 0 E: 0 K: 0 S: 4 H: 2 LOB: 1 BB: 0 P: 4	1B: 10 2B: 1 3B: 3 HR: 0 SF: 0 SAC: 0 DP: 2 HBP: 1						

PITCHER		IP	W/L/S	BF	H	R	ER	SO	BB	IBB	HBP	BLK	WP	HR	S	P	ERA	WHIP
Bill Gullickson, R ERA: 4.23	(1, 1)	7.0	W	34	10	4	4	5	5	0	0	0	1	0	39	59	5.14	2.143
Elias Sosa, R ERA: 3.46	(8, 1)	2.0		10	4	1	1	1	0	0	1	0	0	0	11	12	4.50	2.000

PITCHER		IP	W/L/S	BF	H	R	ER	SO	BB	IBB	HBP	BLK	WP	HR	S	P	ERA	WHIP

TOP

New York Mets @ Montreal Expos

Olympic Stadium, Montreal, QB

Tue Aug 05 1980, 7:05 PM EDT

Att. 33,821 - Unknown

livebaseballscorecards.com

AB	38
R	5
H	14
RBI	5
BB	5
SO	6
LOB	23

WP: 1	PA: 44
PB: 0	
SB: 1	
CS: 0	

New York Mets @ Montreal Expos

Olympic Stadium, Montreal, QB

Tue Aug 05 1980, 7:05 PM EDT

Att. 33,821 - Unknown

livebaseballscorecards.com

BOTTOM

Batter	1	2	3	4	5	6	7	8	9	AB	R	H	RBI	BB	SO	LOB
Ron LeFlore, R (1, 7) OBP: 0.338, SLG: 0.355	BBBB 4-0 SH3-4 S 6-3 BB	x 0-0 ③ 2-H 3-H 1B		x 0-0 3B 1B		x 0-0 1B		x 0-0 ① F5		3	2	3	1	1	0	0
Jerry White, S (7, 7) OBP: 0.374, SLG: 0.495										1	0	0	0	0	0	0
Rodney Scott, S (1, 4) OBP: 0.319, SLG: 0.315	x 0-0 ① SH3-4 1-3		x 0-0 2B 2B	x 0-0 1-H 2-H SF7 3B		x 0-0 ② F5		x 0-0 ② F8		2	2	2	2	0	0	0
Tony Bernazard, S (6, PH) OBP: 0.287, SLG: 0.342 (7, 4)										2	0	0	0	0	0	1
Andre Dawson, R (1, 8) OBP: 0.366, SLG: 0.474	x 0-0 ② 6-3 3-H		x 0-0 ① 6-3	x 0-0 ② SF7 3-H		x 0-0 ③ F9		x 0-0 1B		4	0	1	2	0	0	2
Ellis Valentine, R (1, 9) OBP: 0.368, SLG: 0.536	x 0-0 ③ 6-3	S S S 0-3 ② K	x 0-0 ③ F4-3				x 0-0 E 1-3 1B	S S S 0-3 ③ K		4	1	1	0	0	1	1
Tom Hutton, L (8, 3) OBP: 0.255, SLG: 0.256										1	0	0	0	0	1	1
Warren Cromartie, L (1, 3) OBP: 0.361, SLG: 0.446	S S S 0-3 ① K	BBBB 4-0 2B BB			x 0-0 ① G3		x 0-0 1-3 1-2			3	1	0	0	1	1	1
Elias Sosa, R (8, 1) OBP: 0.200, SLG: 0.200										0	0	0	0	0	0	0
Gary Carter, R (1, 2) OBP: 0.322, SLG: 0.474	x 0-0 E 1B 1B	x 0-0 1-H 2-H 2B			x 0-0 FC5-4 1B		x 0-0 E8 2-H HR 1B			4	2	4	2	0	0	0
Larry Parrish, R (1, 5) OBP: 0.334, SLG: 0.483	x 0-0 SH1-3 1B 1-2 1B 1B	S S S 0-3 ③ K			x 0-0 ② FC5-4 1-2f		x 0-0 2-H HR			4	2	2	2	0	1	2
Chris Speier, R (1, 6) OBP: 0.329, SLG: 0.306	x 0-0 SH1-3 1-2 2-H 1B 1B		x 0-0 E5 SH3-4 3B		x 0-0 ③ F8		x 0-0 ② F7			4	1	1	1	0	0	1
Bill Gullickson, R (1, 1) OBP: 0.250, SLG: 0.200	x 0-0 ② SH1-3 1-2 2-3		x 0-0 ① SH3-4 1-2			x 0-0 ① F6	x 0-0 ③ F4-3			1	0	0	0	0	0	0
Rowland Office, L (7, PH) OBP: 0.327, SLG: 0.389 (8, 9)										1	0	0	0	0	0	0
Inning Stats	R: 1 H: 0 E: 0 LOB: 0 K: 0 BB: 1 S: 3 P: 7	R: 2 H: 4 E: 1 LOB: 2 K: 1 BB: 0 S: 8 P: 8	R: 2 H: 2 E: 0 LOB: 1 K: 2 BB: 1 S: 9 P: 13	R: 3 H: 2 E: 1 LOB: 0 K: 0 BB: 0 S: 6 P: 6	R: 0 H: 1 E: 0 LOB: 1 K: 0 BB: 0 S: 4 P: 4	R: 0 H: 1 E: 0 LOB: 1 K: 0 BB: 0 S: 4 P: 4	R: 3 H: 3 E: 1 LOB: 0 K: 0 BB: 0 S: 6 P: 6	R: 0 H: 1 E: 0 LOB: 1 K: 1 BB: 0 S: 6 P: 6		1B: 10 SF: 1 2B: 2 SAC: 3 3B: 1 DP: 0 HR: 1 HBP: 0						

	AB	34
	R	11
	H	14
	RBI	10
	BB	2
	SO	4
	LOB	9

WP: 0 PB: 0 SB: 1 CS: 0 PA: 40

PITCHER		IP	WLS	BF	H	R	ER	SO	BB	IBB	HBP	BLK	WP	HR	S	P	ERA	WHIP
John Pacella, R ERA: 4.67	(1, 1)	2.0	L	10	4	3	3	1	1	0	0	0	0	0	11	15	13.50	2.500
Ed Glynn, L ERA: 4.25	(3, 1)	3.0		16	5	5	3	2	1	0	0	0	0	0	19	23	9.00	2.000
Tom Hausman, R ERA: 3.1	(6, 1)	2.0		10	4	3	3	0	0	0	0	0	0	1	10	10	13.50	2.000
Jeff Reardon, R ERA: 2.95	(8, 1)	1.0		4	1	0	0	1	0	0	0	0	0	0	6	6	0.00	1.000

PITCHER	IP	WLS	BF	H	R	ER	SO	BB	IBB	HBP	BLK	WP	HR	S	P	ERA	WHIP

Batter	1	2	3	4	5	6	7	8	9	AB	R	H	RBI	BB	SO	LOB
Frank Taveras, R (1, 6) OBP: 0.320, SLG: 0.335	P4		E5		F8 1-2			FC5-4 1B		4	0	1	0	0	0	1
Elliott Maddox, R (1, 5) OBP: 0.340, SLG: 0.328	P2		F9 1-3		5-3			FC5-4 1-2f		4	0	0	0	0	0	2
Steve Henderson, R (1, 7) OBP: 0.377, SLG: 0.437	6-3		6-3			5-3		F9		4	0	0	0	0	0	2
Claudell Washington, L (1, 9) OBP: 0.326, SLG: 0.467		F7 1B		1B 1B		5-3		F9		4	0	2	0	0	0	1
Mike Jorgensen, L (1, 3) OBP: 0.373, SLG: 0.409		F7 1-2		F9		1B			6-3	4	0	1	0	0	0	2
Joel Youngblood, R (1, 8) OBP: 0.348, SLG: 0.396		S 1B 1B		F8		F8			G6-4-3 1B	4	1	2	0	0	0	2
Alex Trevino, R (1, 2) OBP: 0.307, SLG: 0.292		1-H 1B		1-3 1B			F2		G6-4-3 1-2f	4	0	2	1	0	0	1
Doug Flynn, R (1, 4) OBP: 0.294, SLG: 0.318		F1-3		F8			F6-3			3	0	0	0	0	0	3
Roy Lee Jackson, R (1, 1) OBP: 0.222, SLG: 0.444			5-3		CS 1B					2	0	1	0	0	0	0
Jose Moreno, S (7, PH) OBP: 0.263, SLG: 0.556										1	0	0	0	0	0	0
Dyar Miller, R (7, 1)							F4			0	0	0	0	0	0	0
Inning Stats	R: 0 E: 0 K: 0 S: 3 H: 0 LOB: 0 BB: 0 P: 3	R: 1 E: 0 K: 0 S: 5 H: 3 LOB: 1 BB: 0 P: 5	R: 0 E: 1 K: 0 S: 4 H: 0 LOB: 1 BB: 0 P: 4	R: 0 E: 0 K: 0 S: 5 H: 2 LOB: 2 BB: 0 P: 5	R: 0 E: 0 K: 0 S: 3 H: 1 LOB: 0 BB: 0 P: 3	R: 0 E: 0 K: 0 S: 4 H: 1 LOB: 1 BB: 0 P: 4	R: 0 E: 0 K: 0 S: 3 H: 0 LOB: 0 BB: 0 P: 3	R: 0 E: 0 K: 0 S: 4 H: 1 LOB: 1 BB: 0 P: 4	R: 0 E: 0 K: 0 S: 3 H: 1 LOB: 0 BB: 0 P: 3	1B: 9 2B: 0 3B: 0 HR: 0 SF: 0 SAC: 0 DP: 1 HBP: 0						

PITCHER		IP	WLS	BF	H	R	ER	SO	BB	IBB	HBP	BLK	WP	HR	S	P	ERA	WHIP
Scott Sanderson, R ERA: 2.69	(1, 1)	7.0	W	28	8	1	1	0	0	0	0	0	0	0	28	28	1.29	1.143
Elias Sosa, R ERA: 3.36	(8, 1)	2.0	S	6	1	0	0	0	0	0	0	0	0	0	6	6	0.00	0.500

PITCHER		IP	WLS	BF	H	R	ER	SO	BB	IBB	HBP	BLK	WP	HR	S	P	ERA	WHIP

TOP

New York Mets @ Montreal Expos

Olympic Stadium, Montreal, QB

Wed Aug 06 1980, 7:05 PM EDT

Att. 25,437 - Unknown

livebaseballscorecards.com

AB	34
R	1
H	9
RBI	1
BB	0
SO	0
LOB	14

1B: 9 SF: 0
2B: 0 SAC: 0
3B: 0 DP: 1
HR: 0 HBP: 0

WP: 0 PA: 34
PB: 0
SB: 2
CS: 1

Batter	1	2	3	4	5	6	7	8	9	AB	R	H	RBI	BB	SO	LOB
Ron LeFlore, R (1, 7) OBP: 0.340, SLG: 0.355	BBBB 4-0 SH5-3 S 2B BB	SSS 0-3 ③ K			x 0-0 E S 1B 1B		x 0-0 ② F9			3	2	1	0	1	1	0
Rodney Scott, S (1, 4) OBP: 0.321, SLG: 0.318	x 0-0 ① SH5-3 1-3		x 0-0 ① F7		x 0-0 S 1-H 1B		x 0-0 1B			3	0	2	1	0	0	0
Andre Dawson, R (1, 8) OBP: 0.365, SLG: 0.474	x 0-0 WP 3-H 2B		x 0-0 ② F8		x 0-0 ① F7 1-2		x 0-0 ③ F7			4	0	1	1	0	0	2
Ellis Valentine, R (1, 9) OBP: 0.367, SLG: 0.531	x 0-0 ② F9 2-3		x 0-0 WP 1B		SSS 0-3 ② K			x 0-0 ① F9		4	0	1	0	0	1	2
Warren Cromartie, L (1, 3) OBP: 0.357, SLG: 0.442	x 0-0 ③ F7		SSS 0-3 ③ K 1-2		x 0-0 ③ F4-3			x 0-0 ② F8		4	0	0	0	0	1	3
Gary Carter, R (1, 2) OBP: 0.321, SLG: 0.471		x 0-0 HR 1B		x 0-0 ① F7		SSS 0-3 ① K		x 0-0 ③ 5-3		4	1	1	0	0	1	0
Larry Parrish, R (1, 5) OBP: 0.334, SLG: 0.492		x 0-0 1-H HR		SSS 0-3 ② K		x 0-0 ② F9				3	1	1	2	0	1	0
Chris Speier, R (1, 6) OBP: 0.329, SLG: 0.306		SSS 0-3 ① K		x 0-0 1B		SSS 0-3 ③ K				3	0	1	0	0	2	0
Scott Sanderson, R (1, 1) OBP: 0.091, SLG: 0.140 Elias Sosa, R (8, 1) OBP: 0.200, SLG: 0.200		x 0-0 ② P5		SSS 0-3 ③ K			SSS 0-3 ① K			3 0	0 0	0 0	0 0	0 0	2 0	1 0
Inning Stats	R: 1 H: 1 E: 0 LOB: 1 K: 0 BB: 1 S: 4 P: 8	R: 2 H: 2 E: 0 LOB: 0 K: 2 BB: 0 S: 9 P: 9	R: 0 H: 1 E: 0 LOB: 1 K: 1 BB: 0 S: 6 P: 6	R: 0 H: 1 E: 0 LOB: 1 K: 2 BB: 0 S: 8 P: 8	R: 1 H: 2 E: 0 LOB: 1 K: 1 BB: 0 S: 7 P: 7	R: 0 H: 0 E: 0 LOB: 0 K: 2 BB: 0 S: 7 P: 7	R: 0 H: 1 E: 0 LOB: 1 K: 1 BB: 0 S: 6 P: 6	R: 0 H: 0 E: 0 LOB: 0 K: 0 BB: 0 S: 3 P: 3		1B: 6 SF: 0 2B: 1 SAC: 1 3B: 0 DP: 0 HR: 1 HBP: 0						WP: 2 PA: 33 PB: 0 SB: 3 CS: 0

PITCHER		IP	WLS	BF	H	R	ER	SO	BB	IBB	HBP	BLK	WP	HR	S	P	ERA	WHIP
Roy Lee Jackson, R ERA: 4.39	(1, 1)	6.0	L	26	7	4	3	8	1	0	0	0	2	1	41	45	4.50	1.333
Dyar Miller, R ERA: 0.57	(7, 1)	2.0		7	1	0	0	1	0	0	0	0	0	0	9	9	0.00	0.500

PITCHER	IP	WLS	BF	H	R	ER	SO	BB	IBB	HBP	BLK	WP	HR	S	P	ERA	WHIP

New York Mets @ Montreal Expos

Olympic Stadium, Montreal, QB

Wed Aug 06 1980, 7:05 PM EDT

Att. 25,437 - Unknown

BOTTOM

livebaseballscorecards.com

AB	31
R	4
H	8
RBI	4
BB	1
SO	9
LOB	8

New York Mets @ Montreal Expos

Olympic Stadium, Montreal, QB

Thu Aug 07 1980, 3:33 AM EDT

Att. 20,962 - Unknown

TOP

Batter	1	2	3	4	5	6	7	8	9	AB	R	H	RBI	BB	SO	LOB
Frank Taveras, R (1, 6) OBP: 0.319, SLG: 0.333	K		F7		1B SF8 1B	FC6-4 1-2f		5-3		5	1	1	0	0	1	1
Elliott Maddox, R (1, 5) OBP: 0.347, SLG: 0.337	2B		FC6-4 BB		1-3 HR 1B		1B BB 1B 1B	F9		4	2	3	0	1	0	0
Lee Mazzilli, S (1, 3) OBP: 0.373, SLG: 0.467	F9		FC6-4 FC6-4 1-2f		SF8 3-H		F7		F7	4	0	0	1	0	0	3
Mike Jorgensen, L (9, 3) OBP: 0.373, SLG: 0.409										0	0	0	0	0	0	0
Steve Henderson, R (1, 7) OBP: 0.375, SLG: 0.432	F8		FC6-4 1-2f		K		1B 1B BB 1-2		1-3	4	1	0	0	1	1	3
Joel Youngblood, R (1, 9) OBP: 0.351, SLG: 0.408		P4-9		G4-6-3 BB 1B	1-H HR		1B SF8 1B 1-2 2-3		F9	5	2	3	2	0	0	0
Jerry Morales, R (1, 8) OBP: 0.309, SLG: 0.363		HR		G4-6-3 1-2 BB	F2		1-3 2-H 3-H 1B			3	1	2	3	1	0	0
Alex Trevino, R (1, 2) OBP: 0.300, SLG: 0.287		K		G4-6-3 1-2f 2-3		F2	SF8 3-H			3	0	0	1	0	1	2
Doug Flynn, R (1, 4) OBP: 0.296, SLG: 0.318		1B		IBB		F6	F9			3	0	1	0	1	0	1
Ray Burris, R (1, 1) OBP: 0.097, SLG: 0.097		F4		F2		FC6-4 1B		K		4	0	1	0	0	1	3
Inning Stats	R: 0 E: 0 K: 1 S: 6 H: 1 LOB: 1 BB: 0 P: 6	R: 1 E: 0 K: 1 S: 7 H: 2 LOB: 1 BB: 0 P: 7	R: 0 E: 0 K: 0 S: 3 H: 0 LOB: 1 BB: 1 P: 7	R: 0 E: 0 K: 0 S: 3 H: 1 LOB: 2 BB: 2 P: 11	R: 3 E: 0 K: 1 S: 8 H: 3 LOB: 0 BB: 0 P: 8	R: 0 E: 0 K: 0 S: 4 H: 1 LOB: 1 BB: 0 P: 4	R: 3 E: 0 K: 0 S: 6 H: 3 LOB: 1 BB: 1 P: 10	R: 0 E: 0 K: 1 S: 5 H: 0 LOB: 0 BB: 0 P: 5	R: 0 E: 0 K: 0 S: 3 H: 0 LOB: 0 BB: 0 P: 3	1B: 8 2B: 1 3B: 0 HR: 2 SF: 2 SAC: 0 DP: 1 HBP: 0							

livebaseballscorecards.com

AB	35
R	7
H	11
RBI	7
BB	4
SO	4
LOB	13

WP: 0 PB: 0 SB: 0 CS: 0 PA: 41

PITCHER		IP	WLS	BF	H	R	ER	SO	BB	IBB	HBP	BLK	WP	HR	S	P	ERA	WHIP
Fred Norman, L ERA: 4.23	(1, 1)	6.0	L	28	8	4	4	3	2	1	0	0	0	2	31	43	6.00	1.667
Dale Murray, R ERA: 6.49	(7, 1)	2.0		10	3	3	3	1	1	0	0	0	0	0	11	15	13.50	2.000
Woodie Fryman, L ERA: 2.03	(9, 1)	1.0		3	0	0	0	0	0	0	0	0	0	0	3	3	0.00	0.000

Batter	1	2	3	4	5	6	7	8	9	AB	R	H	RBI	BB	SO	LOB
Jerry White, S (1, 7) OBP: 0.369, SLG: 0.505	F9			F7		3B			F8	4	0	1	0	0	0	0
Rodney Scott, S (1, 4) OBP: 0.318, SLG: 0.314	F8			F5		F7			G3	4	0	0	0	0	0	1
Rowland Office, L (1, 8) OBP: 0.337, SLG: 0.432	F7			3B			HR		FC6-4 1B	4	1	3	1	0	0	0
Ellis Valentine, R (1, 9) OBP: 0.365, SLG: 0.527		F6-4-3 1B		F7			6-3		FC6-4 1-2f	4	0	1	0	0	0	2
Warren Cromartie, L (1, 3) OBP: 0.355, SLG: 0.438		F6-4-3 1-2			F9		F9			3	0	0	0	0	0	1
Larry Parrish, R (1, 5) OBP: 0.331, SLG: 0.487		F4-3			K		F7			3	0	0	0	0	1	0
Chris Speier, R (1, 6) OBP: 0.329, SLG: 0.306			F4-6-3 1B		5-3			6-3		3	0	1	0	0	0	0
Bobby Ramos, R (1, 2) OBP: 0.150, SLG: 0.111			F4-6-3 1-2			K		6-3		3	0	0	0	0	1	1
Fred Norman, S (1, 1)			F8			3-1		F5		1	0	0	0	0	0	0
Tom Hutton, L (6, PH) OBP: 0.250, SLG: 0.250										1	0	0	0	0	0	0
Dale Murray, R (7, 1)										0	0	0	0	0	0	0
Tony Bernazard, S (8, PH) OBP: 0.286, SLG: 0.340										1	0	0	0	0	0	0
Woodie Fryman, R (9, 1) OBP: 0.125, SLG: 0.125										0	0	0	0	0	0	0
Inning Stats	R: 0 E: 0 K: 0 S: 3 H: 0 LOB: 0 BB: 0 P: 3	R: 0 E: 0 K: 0 S: 3 H: 1 LOB: 0 BB: 0 P: 3	R: 0 E: 0 K: 0 S: 3 H: 1 LOB: 0 BB: 0 P: 3	R: 0 E: 0 K: 0 S: 4 H: 1 LOB: 1 BB: 0 P: 4	R: 0 E: 0 K: 1 S: 5 H: 0 LOB: 0 BB: 0 P: 5	R: 0 E: 0 K: 1 S: 6 H: 1 LOB: 1 BB: 0 P: 6	R: 1 E: 0 K: 0 S: 4 H: 1 LOB: 0 BB: 0 P: 4	R: 0 E: 0 K: 0 S: 3 H: 0 LOB: 0 BB: 0 P: 3	R: 0 E: 0 K: 0 S: 4 H: 1 LOB: 1 BB: 0 P: 4	1B: 3 2B: 0 3B: 2 HR: 1 SF: 0 SAC: 0 DP: 2 HBP: 0	WP: 0 PB: 0 SB: 0 CS: 0 PA: 31					

PITCHER	IP	WLS	BF	H	R	ER	SO	BB	IBB	HBP	BLK	WP	HR	S	P	ERA	WHIP
Ray Burris, R (1, 1) ERA: 3.22	9.0	W	31	6	1	1	2	0	0	0	0	0	1	35	35	1.00	0.667

PITCHER	IP	WLS	BF	H	R	ER	SO	BB	IBB	HBP	BLK	WP	HR	S	P	ERA	WHIP

BOTTOM

New York Mets @ Montreal Expos

Olympic Stadium, Montreal, QB

Thu Aug 07 1980, 3:33 AM EDT

Att. 20,962 - Unknown

livebaseballscorecards.com

AB	31
R	1
H	6
RBI	1
BB	0
SO	2
LOB	5

New York Mets @ St. Louis Cardinals

Busch Stadium, St. Louis, MO

Fri Aug 08 1980, 7:05 PM CDT

Att. 22,932 - Unknown

TOP

livebaseballscorecards.com

Batter	1	2	3	4	5	6	7	8	9	AB	R	H	RBI	BB	SO	LOB
Frank Taveras, R (1, 6) OBP: 0.322, SLG: 0.337	G3 S FC3-2-5 1B		1B SF8 1B		6-3		S 1B		1-3 1-2	4	1	3	0	0	0	0
Bill Almon, R (7, 6) OBP: 0.288, SLG: 0.345										1	0	0	0	0	0	1
Elliott Maddox, R (1, 5) OBP: 0.353, SLG: 0.346	G3 1-3		4-3 SF8 1-3 1B		1B 2B		BBBB 1-2 BB		2-H 1B	4	1	3	1	1	0	1
Lee Mazzilli, S (1, 8) OBP: 0.372, SLG: 0.466	FC3-2-5 3-H		SF8 1-2 3-H		CS 2-H 1B		F7			3	0	1	2	0	0	3
Mike Jorgensen, L (1, 3) OBP: 0.368, SLG: 0.402	SSS K		4-3 2-3		1-4-3 1-2			4-3		4	0	0	0	0	1	3
Joel Youngblood, R (1, 9) OBP: 0.348, SLG: 0.403		5-3	5-3			F8		6-3		4	0	0	0	0	0	1
Steve Henderson, R (1, 7) OBP: 0.373, SLG: 0.430		1-3		F9		6-3		1B		4	0	1	0	0	0	0
Alex Trevino, R (1, 2) OBP: 0.305, SLG: 0.292		1B 1B		F5-3 1B		F7		6-3		4	0	2	0	0	0	1
Doug Flynn, R (1, 4) OBP: 0.298, SLG: 0.320		FC5-4 1-2 1B		F5-3 1-2			F9		1-3 1B 1B	4	1	2	0	0	0	1
Pete Falcone, L (1, 1) OBP: 0.167, SLG: 0.138		FC5-4 1-2f	SSS K				4-3		F8	2	0	0	0	0	1	3
Jose Moreno, S (7, PH) OBP: 0.250, SLG: 0.526										1	0	0	0	0	0	0
Jeff Reardon, R (7, 1)										0	0	0	0	0	0	0
Claudell Washington, L (9, PH) OBP: 0.324, SLG: 0.465										1	0	0	0	0	0	1
Neil Allen, R (9, 1) OBP: 0.143, SLG: 0.143										0	0	0	0	0	0	0

Inning Stats	1	2	3	4	5	6	7	8	9
	R: 0 E: 0 K: 1 S: 6	R: 0 E: 0 K: 0 S: 5	R: 1 E: 0 K: 0 S: 5	R: 0 E: 0 K: 1 S: 6	R: 1 E: 0 K: 0 S: 4	R: 0 E: 0 K: 0 S: 3	R: 0 E: 0 K: 0 S: 4	R: 0 E: 0 K: 0 S: 4	R: 1 E: 0 K: 0 S: 4
	H: 1 LOB: 1 BB: 0 P: 6	H: 2 LOB: 2 BB: 0 P: 5	H: 2 LOB: 1 BB: 0 P: 5	H: 1 LOB: 1 BB: 0 P: 6	H: 2 LOB: 0 BB: 0 P: 4	H: 0 LOB: 0 BB: 0 P: 3	H: 1 LOB: 2 BB: 1 P: 8	H: 1 LOB: 1 BB: 0 P: 4	H: 2 LOB: 1 BB: 0 P: 4

1B: 11	SF: 1
2B: 1	SAC: 0
3B: 0	DP: 0
HR: 0	HBP: 0

WP: 0	PA: 38
PB: 0	
SB: 2	
CS: 1	

AB	36
R	3
H	12
RBI	3
BB	1
SO	2
LOB	15

PITCHER		IP	WLS	BF	H	R	ER	SO	BB	IBB	HBP	BLK	WP	HR	S	P	ERA	WHIP
Bob Forsch, R ERA: 3.52	(1, 1)	7.0		30	9	2	2	2	1	0	0	0	0	0	33	37	2.57	1.429
John Littlefield, R ERA: 2.13	(8, 1)	2.0	L	8	3	1	1	0	0	0	0	0	0	0	8	8	4.50	1.500

PITCHER	IP	WLS	BF	H	R	ER	SO	BB	IBB	HBP	BLK	WP	HR	S	P	ERA	WHIP

BOTTOM

New York Mets @ St. Louis Cardinals

Busch Stadium, St. Louis, MO

Fri Aug 08 1980, 7:05 PM CDT

Att. 22,932 - Unknown

Batter	1	2	3	4	5	6	7	8	9	AB	R	H	RBI	BB	SO	LOB
Tom Herr, S (1, 4) OBP: 0.213, SLG: 0.301	F9		6-3			F4-3	K			4	0	0	0	0	1	0
Tony Scott, S (1, 8) OBP: 0.286, SLG: 0.269	F9		CS 1B			1B 1B	F4-3			4	1	2	0	0	0	0
Keith Hernandez, L (1, 3) OBP: 0.395, SLG: 0.478	6-3		CS 1-2	F4-3 1B		1B SF9 1-2		F4-3		4	1	2	0	0	0	0
Ted Simmons, S (1, 2) OBP: 0.385, SLG: 0.524		1B BB		F4-3 1-2		HBP 1-3 2-H		F9		3	0	1	1	1	0	1
George Hendrick, R (1, 9) OBP: 0.363, SLG: 0.553		L7		FC4 1B		FC5 HBP IBB		K		3	0	1	0	1	1	1
Tito Landrum, R (1, 7) OBP: 0.348, SLG: 0.381		1-2 1B		FC4 1-2f		SF9 3-H			K	2	0	1	1	0	0	1
Dane Iorg, L (9, PH) OBP: 0.342, SLG: 0.424										1	0	0	0	0	1	0
Ken Reitz, R (1, 5) OBP: 0.297, SLG: 0.367		F3			6-3	1-0 1-2 2-3 HBP			6-3	3	0	0	0	0	0	2
Mike Ramsey, S (1, 6) OBP: 0.307, SLG: 0.384		F4-3			F8	FC5 2-3f			K	3	0	0	0	0	0	5
Terry Kennedy, L (9, PH) OBP: 0.320, SLG: 0.386										1	0	0	0	0	1	0
Bob Forsch, R (1, 1) OBP: 0.293, SLG: 0.509			K		K		F7			2	0	0	0	0	2	0
Leon Durham, L (7, PH) OBP: 0.291, SLG: 0.391										1	0	0	0	0	0	0
John Littlefield, R (8, 1)										0	0	0	0	0	0	0
Inning Stats	R: 0 E: 0 K: 0 S: 3 H: 0 LOB: 0 BB: 0 P: 3	R: 0 E: 0 K: 0 S: 4 H: 1 LOB: 2 BB: 1 P: 8	R: 0 E: 0 K: 1 S: 5 H: 1 LOB: 0 BB: 0 P: 5	R: 0 E: 0 K: 0 S: 4 H: 2 LOB: 1 BB: 0 P: 4	R: 0 E: 0 K: 1 S: 5 H: 0 LOB: 0 BB: 0 P: 5	R: 2 E: 0 K: 0 S: 6 H: 3 LOB: 3 BB: 1 P: 11	R: 0 E: 0 K: 1 S: 5 H: 0 LOB: 0 BB: 0 P: 5	R: 0 E: 0 K: 1 S: 5 H: 0 LOB: 0 BB: 0 P: 5	R: 0 E: 0 K: 2 S: 7 H: 0 LOB: 0 BB: 0 P: 7	1B: 7 2B: 0 3B: 0 HR: 0	SF: 1 SAC: 0 DP: 1 HBP: 1						

AB	31
R	2
H	7
RBI	2
BB	2
SO	6
LOB	10

WP: 0 PB: 0 SB: 0 CS: 1 PA: 36

PITCHER		IP	WLS	BF	H	R	ER	SO	BB	IBB	HBP	BLK	WP	HR	S	P	ERA	WHIP
Pete Falcone, L ERA: 5.2	(1, 1)	6.0		26	7	2	2	2	1	1	1	0	0	0	27	36	3.00	1.333
Jeff Reardon, R ERA: 2.86	(7, 1)	2.0	W	6	0	0	0	2	0	0	0	0	0	0	10	10	0.00	0.000
Neil Allen, R ERA: 3.74	(9, 1)	1.0	S	3	0	0	0	2	0	0	0	0	0	0	7	7	0.00	0.000

PITCHER	IP	WLS	BF	H	R	ER	SO	BB	IBB	HBP	BLK	WP	HR	S	P	ERA	WHIP

livebaseballscorecards.com

New York Mets @ St. Louis Cardinals

Busch Stadium, St. Louis, MO

Sat Aug 09 1980, 7:05 PM CDT

Att. 36,262 - Unknown

TOP

livebaseballscorecards.com

Batter	1	2	3	4	5	6	7	8	9	AB	R	H	RBI	BB	SO	LOB
Frank Taveras, R (1, 6) OBP: 0.321, SLG: 0.338	6-3		F8		2B	4-3		F9		5	1	1	0	0	0	1
Elliott Maddox, R (1, 5) OBP: 0.351, SLG: 0.343	4-3		1B		F8	F7			F7	5	0	1	0	0	0	1
Lee Mazzilli, S (1, 8) OBP: 0.374, SLG: 0.468	BB		4-3		1B 2-H	4-3			G6-4-3 BB	3	1	1	1	2	0	1
Mike Jorgensen, L (1, 3) OBP: 0.366, SLG: 0.398	1-3			FC6-4 BB	F3		K		G6-4-3 1-2f	3	0	0	0	1	1	2
Dan Norman, R (9, PH) OBP: 0.190, SLG: 0.258										1	0	0	0	0	0	1
Steve Henderson, R (1, 7) OBP: 0.372, SLG: 0.428		6-3		FC6-4 1-2f	1B 2-H S		5-3			4	2	1	1	0	0	1
Joel Youngblood, R (1, 9) OBP: 0.349, SLG: 0.402		6-3		FC6-4 1-2 BB	1B 1-H S		6-3			3	1	1	1	1	0	0
Alex Trevino, R (1, 2) OBP: 0.315, SLG: 0.309		1B		FC6-4 1B 1-2f 2-3	1B 1-H			F3 2B		4	1	3	1	0	0	2
Doug Flynn, R (1, 4) OBP: 0.300, SLG: 0.322		K		1B 1-3 3-H	1B 2-H			F3 2-3		4	0	2	2	0	1	2
Pat Zachry, R (1, 1) OBP: 0.083, SLG: 0.059			K	K	K			5-3		3	0	0	0	0	3	3
Tom Hausman, R (5, 1) OBP: 0.067, SLG: 0.067										0	0	0	0	0	0	0
Ed Glynn, R (7, 1)										0	0	0	0	0	0	0
Jerry Morales, R (8, PH) OBP: 0.307, SLG: 0.361										1	0	0	0	0	0	1
Dyar Miller, R (8, 1)										0	0	0	0	0	0	0

	AB	36
	R	6
	H	10
	RBI	6
	BB	4
	SO	5
	LOB	15

Inning Stats	1	2	3	4	5	6	7	8	9
	R: 0 E: 0 K: 0 S: 3 H: 0 LOB: 1 BB: 1 P: 7	R: 0 E: 0 K: 1 S: 6 H: 1 LOB: 1 BB: 0 P: 6	R: 0 E: 0 K: 1 S: 6 H: 1 LOB: 1 BB: 0 P: 6	R: 1 E: 0 K: 1 S: 6 H: 1 LOB: 2 BB: 2 P: 14	R: 5 E: 0 K: 1 S: 11 H: 6 LOB: 1 BB: 0 P: 11	R: 0 E: 0 K: 0 S: 3 H: 0 LOB: 0 BB: 0 P: 3	R: 0 E: 0 K: 1 S: 5 H: 0 LOB: 0 BB: 0 P: 5	R: 0 E: 0 K: 0 S: 4 H: 1 LOB: 1 BB: 0 P: 4	R: 0 E: 0 K: 0 S: 2 H: 0 LOB: 0 BB: 1 P: 6

	1B: 7	SF: 0	WP: 0	PA: 40
	2B: 3	SAC: 0	PB: 0	
	3B: 0	DP: 1	SB: 2	
	HR: 0	HBP: 0	CS: 0	

PITCHER		IP	WLS	BF	H	R	ER	SO	BB	IBB	HBP	BLK	WP	HR	S	P	ERA	WHIP
Pete Vuckovich, R ERA: 3.19	(1, 1)	4.2		25	8	6	6	3	3	0	0	0	0	0	28	40	11.57	2.357
John Urrea, R ERA: 3.75	(5, 1)	1.1	W	5	1	0	0	1	0	0	0	0	0	0	7	7	0.00	0.750
Jim Kaat, L ERA: 3.56	(7, 1)	3.0	S	10	1	0	0	1	1	0	0	0	0	0	11	15	0.00	0.667

PITCHER	IP	WLS	BF	H	R	ER	SO	BB	IBB	HBP	BLK	WP	HR	S	P	ERA	WHIP

Batter	1	2	3	4	5	6	7	8	9	AB	R	H	RBI	BB	SO	LOB
Tom Herr, S (1, 4) OBP: 0.220, SLG: 0.305	0-0 2B 6-3 1B	0-0 F4-3		0-0 F4-3		0-0 1B 6-3 1B 2-H 3-H	0-3 K			5	2	2	2	0	1	3
Tony Scott, S (1, 8) OBP: 0.292, SLG: 0.280	0-0 6-3 1-6-3 2B 1-3		0-3 K		0-0 F4-3	0-0 S 1B 2-3		0-0 E S 1B		5	1	3	0	0	1	0
Keith Hernandez, L (1, 3) OBP: 0.395, SLG: 0.482	0-0 6-3 2-3 3-H		0-0 SF9 3B		0-0 FC5 BB 1B	0-0 6-3 1-2 3-H		0-3 K 1-3		5	1	2	2	0	1	3
Ted Simmons, S (1, 2) OBP: 0.383, SLG: 0.519	0-0 1-6-3 3-H		0-0 SF9 3-H		4-0 FC5 BB 1-2	0-0 F4-3		0-0 6-3		3	0	0	2	1	0	2
George Hendrick, R (1, 9) OBP: 0.363, SLG: 0.549	4-0 BB		0-0 5-3		0-0 FC5 1-2 2-3f		0-0 E5 1B 1B	4-0 IBB		3	1	0	0	2	0	2
Leon Durham, L (1, 7) OBP: 0.296, SLG: 0.394	0-3 K			0-0 6-3 1B 1B	0-0 F4-3		0-0 1B F4-3 1B 1-2	0-0 F8		4	2	2	0	0	1	3
Tito Landrum, R (8, 7) OBP: 0.333, SLG: 0.364										1	0	0	0	0	0	2
Ken Oberkfell, L (1, 5) OBP: 0.376, SLG: 0.401		0-0 2B		0-0 6-3 1-2		1-0 F4-3 1B 1B HBP	0-0 F4-3 1-2 2-H			3	1	2	1	0	0	1
Mike Phillips, L (1, 6) OBP: 0.270, SLG: 0.275		0-0 F9		0-0 6-3 2-H		0-0 F4-3 1B 1-2	0-0 F4-3 1-2 2-H			4	1	2	2	0	0	2
Pete Vuckovich, R (1, 1) OBP: 0.151, SLG: 0.212		0-0 6-3		0-0 6-3 1-2		0-0 F4-3 1-2 2-3	0-0 F4-3			2	0	0	0	0	0	2
John Urrea, R (5, 1)										0	0	0	0	0	0	0
Dane Iorg, L (6, PH) OBP: 0.340, SLG: 0.421										1	0	0	0	0	0	2
Jim Kaat, L (7, 1) OBP: 0.129, SLG: 0.103										1	0	0	0	0	0	1
Inning Stats	R: 2 E: 0 K: 1 S: 7 H: 2 LOB: 1 BB: 1 P: 11	R: 0 E: 0 K: 0 S: 4 H: 1 LOB: 1 BB: 0 P: 4	R: 1 E: 0 K: 1 S: 6 H: 1 LOB: 0 BB: 0 P: 6	R: 1 E: 0 K: 0 S: 5 H: 2 LOB: 1 BB: 0 P: 5	R: 0 E: 0 K: 0 S: 4 H: 1 LOB: 2 BB: 1 P: 8	R: 3 E: 0 K: 0 S: 6 H: 3 LOB: 1 BB: 0 P: 7	R: 2 E: 1 K: 1 S: 8 H: 2 LOB: 1 BB: 0 P: 8	R: 0 E: 0 K: 1 S: 6 H: 1 LOB: 2 BB: 1 P: 10		1B: 10 2B: 2 3B: 1 HR: 0 SF: 1 SAC: 0 DP: 0 HBP: 1						

PITCHER		IP	WLS	BF	H	R	ER	SO	BB	IBB	HBP	BLK	WP	HR	S	P	ERA	WHIP
Pat Zachry, R ERA: 2.5	(1, 1)	4.1		22	7	4	4	2	2	0	0	0	0	0	24	32	8.31	2.077
Tom Hausman, R ERA: 3.42	(5, 1)	1.2	L	11	4	5	4	0	0	0	1	0	0	0	10	11	21.60	2.400
Ed Glynn, L ERA: 4.17	(7, 1)	1.0		4	1	0	0	1	0	0	0	0	0	0	6	6	0.00	1.000
Dyar Miller, R ERA: 0.54	(8, 1)	1.0		5	1	0	0	1	0	1	0	0	0	0	6	10	0.00	1.000

PITCHER	IP	WLS	BF	H	R	ER	SO	BB	IBB	HBP	BLK	WP	HR	S	P	ERA	WHIP

BOTTOM

New York Mets @ St. Louis Cardinals

Busch Stadium, St. Louis, MO

Sat Aug 09 1980, 7:05 PM CDT
Att. 36,262 - Unknown

livebaseballscorecards.com

AB	37
R	9
H	13
RBI	9
BB	3
SO	4
LOB	23

WP: 0 PA: 42
PB: 0
SB: 2
CS: 0

Batter	1	2	3	4	5	6	7	8	9	AB	R	H	RBI	BB	SO	LOB
Joel Youngblood, R (1, 8) OBP: 0.352, SLG: 0.406	F8 2B		F8		3B BB		1B		5-3	4	1	2	0	1	0	0
Bill Almon, R (1, 6) OBP: 0.297, SLG: 0.383	F3		5-3		1-H 2B 3B		K		1B	5	1	2	1	0	1	2
Claudell Washington, L (1, 9) OBP: 0.326, SLG: 0.466	F8 2-3			BLK BB	3-H 2B			4-3	F7	4	0	1	1	1	0	2
Mike Jorgensen, L (1, 3) OBP: 0.363, SLG: 0.394	F7			K 1-2	F6			BB 1B 1B 1B	F8	5	1	1	0	0	1	4
Steve Henderson, R (1, 7) OBP: 0.371, SLG: 0.426		4-3		K		F8		1-2 BB 1B 1B		4	1	1	0	0	1	1
Elliott Maddox, R (1, 5) OBP: 0.353, SLG: 0.343		6-3		BB		G6-4-3 1B		F7		3	0	1	0	1	0	2
Butch Benton, R (1, 2) OBP: 0.429, SLG: 0.200 Alex Trevino, R (9, 2) OBP: 0.315, SLG: 0.309	1B			5-3		G6-4-3 1-2f		1B 1-2 2-3 BB		3 0	0 0	1 0	0 0	1 0	0 0	3 0
Doug Flynn, R (1, 4) OBP: 0.299, SLG: 0.321	F5				F2-3		F4	FC6-4 1-3 2-H 3-H 1B		4	0	1	2	0	0	1
Mark Bomback, R (1, 1) OBP: 0.250, SLG: 0.250 Neil Allen, R (9, 1) OBP: 0.143, SLG: 0.143			6-3		6-3		K	FC6-4 1-2f		4 0	0 0	0 0	0 0	0 0	1 0	2 0
Inning Stats	R: 0 H: 1 E: 0 LOB: 1 K: 0 BB: 0 S: 4 P: 4	R: 0 H: 1 E: 0 LOB: 1 K: 0 BB: 0 S: 4 P: 4	R: 0 H: 0 E: 0 LOB: 0 K: 0 BB: 0 S: 3 P: 3	R: 0 H: 0 E: 0 LOB: 2 K: 2 BB: 2 S: 7 P: 15	R: 2 H: 2 E: 0 LOB: 1 K: 0 BB: 1 S: 5 P: 9	R: 0 H: 1 E: 0 LOB: 0 K: 0 BB: 0 S: 3 P: 3	R: 0 H: 1 E: 0 LOB: 1 K: 2 BB: 0 S: 8 P: 8	R: 2 H: 3 E: 0 LOB: 2 K: 0 BB: 1 S: 6 P: 10	R: 0 H: 1 E: 0 LOB: 1 K: 0 BB: 0 S: 4 P: 4	1B: 7 SF: 0 2B: 2 SAC: 0 3B: 1 DP: 1 HR: 0 HBP: 0						

PITCHER		IP	WLS	BF	H	R	ER	SO	BB	IBB	HBP	BLK	WP	HR	S	P	ERA	WHIP
Silvio Martinez, R ERA: 3.9	(1, 1)	7.0	L	29	6	2	2	4	3	0	0	1	0	0	34	46	2.57	1.286
Jim Kaat, L ERA: 3.72	(8, 1)	0.1		3	2	2	2	0	0	0	0	0	0	0	3	3	54.00	6.000
John Littlefield, R ERA: 2.09	(8, 1)	0.2		4	1	0	0	0	1	0	0	0	0	0	3	7	0.00	3.000
Jim Otten, R ERA: 7.5	(9, 1)	1.0		4	1	0	0	0	0	0	0	0	0	0	4	4	0.00	1.000

PITCHER	IP	WLS	BF	H	R	ER	SO	BB	IBB	HBP	BLK	WP	HR	S	P	ERA	WHIP

TOP

New York Mets @ St. Louis Cardinals

Busch Stadium, St. Louis, MO

Sun Aug 10 1980, 3:33 AM CDT

Att. 18,711 - Unknown

livebaseballscorecards.com

AB	36
R	4
H	10
RBI	4
BB	4
SO	4
LOB	17
WP	0
PB	0
SB	0
CS	0
PA	40

New York Mets @ St. Louis Cardinals

Busch Stadium, St. Louis, MO

Sun Aug 10 1980, 3:33 AM CDT

Att. 18,711 - Unknown

livebaseballscorecards.com

BOTTOM

Batter	1	2	3	4	5	6	7	8	9	AB	R	H	RBI	BB	SO	LOB
Tom Herr, S (1, 4) OBP: 0.221, SLG: 0.303	L6		S 1B		F4-3			F4-3		4	0	1	0	0	0	0
Tony Scott, S (1, 8) OBP: 0.288, SLG: 0.275	3-1		F4-3 1-2			F4-3		F8		4	0	0	0	0	0	1
Keith Hernandez, L (1, 3) OBP: 0.392, SLG: 0.478	3-1			F4-3		F7		G3		4	0	0	0	0	0	0
George Hendrick, R (1, 9) OBP: 0.362, SLG: 0.549		SSS K		F4-3 1B 2B		5-3			F8	4	1	1	0	0	1	0
Leon Durham, L (1, 7) OBP: 0.295, SLG: 0.390		F8		F4-3 2-3			FC1-5 1B		F8	4	0	1	0	0	0	1
Ken Oberkfell, L (1, 5) OBP: 0.385, SLG: 0.409		1B		3-H 1B			FC1-5 1-2		BBBB 1B BB	3	0	3	1	1	0	0
Terry Kennedy, L (1, 2) OBP: 0.319, SLG: 0.383		SSS K		6-3			FC1-5 1-2 2-3f		FC6-4 1-3 1B	4	0	1	0	0	1	4
Mike Phillips, L (1, 6) OBP: 0.263, SLG: 0.268			F7		F5		L9		FC6-4 1-2f	2	0	0	0	0	0	0
Ted Simmons, S (7, PH) OBP: 0.382, SLG: 0.518										1	0	0	0	0	0	2
Mike Ramsey, S (8, 6) OBP: 0.303, SLG: 0.379										1	0	0	0	0	0	2
Silvio Martinez, R (1, 1) OBP: 0.148, SLG: 0.080			SSS K		1-3		F8			2	0	0	0	0	1	0
Dane Iorg, L (7, PH) OBP: 0.338, SLG: 0.418										1	0	0	0	0	0	2
Jim Kaat, L (8, 1) OBP: 0.129, SLG: 0.103										0	0	0	0	0	0	0
John Littlefield, R (8, 1)										0	0	0	0	0	0	0
Jim Otten, R (9, 1) OBP: 0.250, SLG: 0.250										0	0	0	0	0	0	0

Inning Stats	1	2	3	4	5	6	7	8	9
	R: 0 E: 0 K: 0 S: 3	H: 0 LOB: 0 BB: 0 P: 3	R: 0 E: 0 K: 2 S: 8	H: 1 LOB: 1 BB: 0 P: 8	R: 0 E: 0 K: 1 S: 6	H: 1 LOB: 1 BB: 0 P: 6	R: 1 E: 0 K: 0 S: 5	H: 2 LOB: 1 BB: 0 P: 5	R: 0 E: 0 K: 0 S: 3	H: 0 LOB: 0 BB: 0 P: 3	R: 0 E: 0 K: 0 S: 5	H: 2 LOB: 2 BB: 0 P: 5	R: 0 E: 0 K: 0 S: 3	H: 0 LOB: 0 BB: 0 P: 3	R: 0 E: 0 K: 0 S: 4	H: 1 LOB: 2 BB: 1 P: 8

	1B	2B	3B	HR	SF	SAC	DP	HBP	WP	PB	SB	CS	PA
	6	1	0	0	0	0	0	0	0	0	1	0	35

	AB	34
	R	1
	H	7
	RBI	1
	BB	1
	SO	3
	LOB	12

PITCHER		IP	WLS	BF	H	R	ER	SO	BB	IBB	HBP	BLK	WP	HR	S	P	ERA	WHIP
Mark Bomback, R ERA: 3.83	(1, 1)	8.2	W	33	6	1	1	3	1	0	0	0	0	0	38	42	1.04	0.808
Neil Allen, R ERA: 3.72	(9, 1)	0.1	S	2	1	0	0	0	0	0	0	0	0	0	2	2	0.00	3.000

PITCHER	IP	WLS	BF	H	R	ER	SO	BB	IBB	HBP	BLK	WP	HR	S	P	ERA	WHIP

New York Mets @ Pittsburgh Pirates

Three Rivers Stadium, Pittsburgh, PA

Mon Aug 11 1980, 7:05 PM EDT

Att. 13,790 - Unknown

TOP

livebaseballscorecards.com

Batter	1	2	3	4	5	6	7	8	9	AB	R	H	RBI	BB	SO	LOB
Frank Taveras, R (1, 6) OBP: 0.321, SLG: 0.340	L6		4-3 2B		5-3					3	0	1	0	0	0	0
Elliott Maddox, R (1, 5) OBP: 0.353, SLG: 0.343	1B 1B		4-3 2-3		F4					3	0	1	0	0	0	1
Lee Mazzilli, S (1, 3) OBP: 0.376, SLG: 0.469	FC6-4 1-2 1B		K			F7 1B 1B				3	0	2	0	0	1	1
Claudell Washington, L (1, 9) OBP: 0.326, SLG: 0.464	K			F8		FC4-6 1-2 1B				3	0	1	0	0	1	2
Steve Henderson, R (1, 7) OBP: 0.371, SLG: 0.423	FC6-4 1-2f			S E BB		F9				2	1	0	0	1	0	4
Joel Youngblood, R (1, 8) OBP: 0.352, SLG: 0.406		F8		E4 1-H 1B		F7 2-3				3	0	1	0	0	0	2
Alex Trevino, R (1, 2) OBP: 0.309, SLG: 0.304		5-3		5-3		FC4-6 1-2f				3	0	0	0	0	0	3
Doug Flynn, R (1, 4) OBP: 0.298, SLG: 0.320		F7		F9						2	0	0	0	0	0	1
Roy Lee Jackson, R (1, 1) OBP: 0.200, SLG: 0.400			5-3		K					1	0	0	0	0	0	0
Mike Jorgensen, L (5, PH) OBP: 0.362, SLG: 0.392										1	0	0	0	0	1	0
Dyar Miller, R (5, 1)										0	0	0	0	0	0	0

	AB	24
	R	1
	H	6
	RBI	0
	BB	1
	SO	3
	LOB	14

Inning Stats										
	R: 0	H: 2	R: 0	H: 0	R: 0	H: 1	R: 1	H: 1	R: 0	H: 0	R: 0	H: 2
	E: 0	LOB: 2	E: 0	LOB: 0	E: 0	LOB: 1	E: 1	LOB: 1	E: 0	LOB: 0	E: 0	LOB: 2
	K: 1	BB: 0	K: 0	BB: 0	K: 1	BB: 0	K: 0	BB: 1	K: 1	BB: 0	K: 0	BB: 0
	S: 7	P: 7	S: 3	P: 3	S: 6	P: 6	S: 4	P: 8	S: 5	P: 5	S: 5	P: 5

	1B: 5	SF: 0
	2B: 1	SAC: 0
	3B: 0	DP: 0
	HR: 0	HBP: 0

	WP: 0	PA: 25
	PB: 0	
	SB: 1	
	CS: 0	

PITCHER		IP	WLS	BF	H	R	ER	SO	BB	IBB	HBP	BLK	WP	HR	S	P	ERA	WHIP
Eddie Solomon, R ERA: 2.8	(1, 1)	6.0	W	25	6	1	1	3	1	0	0	0	0	0	30	34	1.50	1.167

PITCHER	IP	WLS	BF	H	R	ER	SO	BB	IBB	HBP	BLK	WP	HR	S	P	ERA	WHIP

Batter	1	2	3	4	5	6	7	8	9	AB	R	H	RBI	BB	SO	LOB
Omar Moreno, L (1, 8) OBP: 0.318, SLG: 0.339	SSS 0-3 ① K		BBBB 4-0 CS BB		x 0-0 ③ F7					2	0	0	0	1	1	0
Tim Foli, R (1, 6) OBP: 0.322, SLG: 0.359	x 0-0 ② 6-3		x 0-0 ② 2B 1-2 1B			x 0-0 ① F8				3	0	1	0	0	0	0
Mike Easler, L (1, 9) OBP: 0.422, SLG: 0.632	x 0-0 ③ F9		x 0-0 1-3 2B			BBBB 4-0 BB				2	0	1	0	1	0	0
Willie Stargell, L (1, 3) OBP: 0.352, SLG: 0.500		x 0-0 2B SF9 1B	SSS 0-3 ③ K							2	1	1	0	0	1	2
Bill Madlock, R (1, 5) OBP: 0.309, SLG: 0.351		x 0-0 SF9 1-3 F4-3 2B		x 0-0 ① F8						2	1	1	0	0	0	0
Lee Lacy, R (1, 7) OBP: 0.409, SLG: 0.514		x 0-0 ① SF9 2-3 3-H		x 0-0 ② 3-1						1	0	0	1	0	0	0
Ed Ott, L (1, 2) OBP: 0.345, SLG: 0.411		x 0-0 ② F4-3 3-H		x 0-0 ③ G3						2	0	0	1	0	0	0
Phil Garner, R (1, 4) OBP: 0.326, SLG: 0.370		x 0-0 ③ F4-3			x 0-0 ① F8					2	0	0	0	0	0	0
Eddie Solomon, R (1, 1) OBP: 0.226, SLG: 0.290			SSS 0-3 ① K		SSS 0-3 ② K					2	0	0	0	0	2	0
Inning Stats	R: 0 E: 0 K: 1 S: 5 H: 0 LOB: 0 BB: 0 P: 5	R: 2 E: 0 K: 0 S: 5 H: 2 LOB: 0 BB: 0 P: 5	R: 0 E: 0 K: 2 S: 8 H: 2 LOB: 2 BB: 1 P: 12	R: 0 E: 0 K: 0 S: 3 H: 0 LOB: 0 BB: 0 P: 3	R: 0 E: 0 K: 1 S: 5 H: 0 LOB: 0 BB: 0 P: 5	R: 0 E: 0 K: 0 S: 1 H: 0 LOB: 1 BB: 1 P: 5				1B: 2 2B: 2 3B: 0 HR: 0	SF: 1 SAC: 0 DP: 0 HBP: 0						

PITCHER		IP	WLS	BF	H	R	ER	SO	BB	IBB	HBP	BLK	WP	HR	S	P	ERA	WHIP
Roy Lee Jackson, R ERA: 4.4	(1, 1)	4.0	L	16	4	2	2	3	1	0	0	0	0	0	21	25	4.50	1.250
Dyar Miller, R ERA: 0.5	(5, 1)	1.1		5	0	0	0	1	1	0	0	0	0	0	6	10	0.00	0.750

PITCHER	IP	WLS	BF	H	R	ER	SO	BB	IBB	HBP	BLK	WP	HR	S	P	ERA	WHIP

BOTTOM

New York Mets @ Pittsburgh Pirates

Three Rivers Stadium, Pittsburgh, PA

Mon Aug 11 1980, 7:05 PM EDT

Att. 13,790 - Unknown

livebaseballscorecards.com

AB	18
R	2
H	4
RBI	2
BB	2
SO	4
LOB	2

1B: 2 SF: 1
2B: 2 SAC: 0
3B: 0 DP: 0
HR: 0 HBP: 0

WP: 0 PA: 21
PB: 0
SB: 0
CS: 1

New York Mets @ Pittsburgh Pirates

Three Rivers Stadium, Pittsburgh, PA

Tue Aug 12 1980, 7:05 PM EDT

Att. 18,754 - Unknown

livebaseballscorecards.com

Batter	1	2	3	4	5	6	7	8	9	AB	R	H	RBI	BB	SO	LOB
Frank Taveras, R (1, 6) OBP: 0.318, SLG: 0.337	K		G3-6 1-2f			1-3		K		4	0	0	0	0	2	1
Elliott Maddox, R (1, 5) OBP: 0.349, SLG: 0.339 Bill Almon, R (8, 5) OBP: 0.297, SLG: 0.383	4-3			6-3		1-3		6-3		4 0	0 0	0 0	0 0	0 0	0 0	0 0
Lee Mazzilli, S (1, 3) (9, 8) OBP: 0.375, SLG: 0.467	4-3			1-3			SH5-3 1B 1B	K		4	1	1	0	0	1	0
Claudell Washington, L (1, 9) (9, 7) OBP: 0.332, SLG: 0.472		G3		WP 2B			1-2 SH5-3 1B		CS 1B	4	1	3	0	0	0	0
Steve Henderson, R (1, 7) OBP: 0.370, SLG: 0.431 Mike Jorgensen, L (9, 3) OBP: 0.362, SLG: 0.392		K		F8 2-3			SH5-3 1-2 2-3		1-2 HR	3 0	1 0	1 0	1 0	0 0	1 0	1 0
Joel Youngblood, R (1, 8) (9, 9) OBP: 0.359, SLG: 0.409		FC5-4 1B			F1-6-3 1B		1B CS IBB		E S BB	2	0	2	0	2	0	0
Alex Trevino, R (1, 2) OBP: 0.308, SLG: 0.302		FC5-4 1-2f			F6		1-3 2-H 3-H 1B		1-3 K	4	0	1	2	0	1	3
Doug Flynn, R (1, 4) OBP: 0.300, SLG: 0.318			F4-3		F1-6-3 1-2		3-H IBB		IBB	2	0	0	0	2	0	1
Ray Burris, R (1, 1) OBP: 0.114, SLG: 0.114 Neil Allen, R (9, 1) OBP: 0.143, SLG: 0.143			G3-6 1B			4-3		K	K	4 0	0 0	1 0	0 0	0 0	2 0	4 0
Inning Stats	R: 0 E: 0 K: 1 S: 5 H: 0 LOB: 0 BB: 0 P: 5	R: 0 E: 0 K: 1 S: 6 H: 1 LOB: 1 BB: 0 P: 6	R: 0 E: 0 K: 0 S: 3 H: 1 LOB: 0 BB: 0 P: 3	R: 0 E: 0 K: 0 S: 4 H: 1 LOB: 1 BB: 0 P: 4	R: 0 E: 0 K: 0 S: 3 H: 1 LOB: 0 BB: 0 P: 3	R: 0 E: 0 K: 0 S: 3 H: 0 LOB: 0 BB: 0 P: 3	R: 2 E: 0 K: 1 S: 7 H: 3 LOB: 2 BB: 2 P: 15	R: 0 E: 0 K: 2 S: 7 H: 0 LOB: 0 BB: 0 P: 7	R: 1 E: 0 K: 2 S: 8 H: 2 LOB: 2 BB: 2 P: 16	1B: 7 2B: 1 3B: 0 HR: 1 SF: 0 SAC: 1 DP: 2 HBP: 0						

	AB	31
	R	3
	H	9
	RBI	3
	BB	4
	SO	7
	LOB	10

	WP: 1	PA: 36
	PB: 0	
	SB: 1	
	CS: 2	

PITCHER		IP	WLS	BF	H	R	ER	SO	BB	IBB	HBP	BLK	WP	HR	S	P	ERA	WHIP
Rick Rhoden, R ERA: 4.81	(1, 1)	8.0	L	30	7	2	2	5	0	2	0	0	1	0	38	46	2.25	0.875
Kent Tekulve, R ERA: 2.9	(9, 1)	1.0		6	2	1	1	2	1	1	0	0	0	1	8	16	9.00	3.000

PITCHER	IP	WLS	BF	H	R	ER	SO	BB	IBB	HBP	BLK	WP	HR	S	P	ERA	WHIP

New York Mets @ Pittsburgh Pirates

Three Rivers Stadium, Pittsburgh, PA

Tue Aug 12 1980, 7:05 PM EDT

Att. 18,754 - Unknown

BOTTOM

Batter	1	2	3	4	5	6	7	8	9	AB	R	H	RBI	BB	SO	LOB
Omar Moreno, L (1, 8) OBP: 0.316, SLG: 0.336	K		F7		F8			F4-3		4	0	0	0	0	1	1
Tim Foli, R (1, 6) OBP: 0.318, SLG: 0.355	6-3		F3		F7			F7		4	0	0	0	0	0	1
Mike Easler, L (1, 9) OBP: 0.419, SLG: 0.638	K		F7			3-1			HR	4	1	1	1	0	1	0
Willie Stargell, L (1, 3) OBP: 0.350, SLG: 0.495		2B 1B		F2		F7			K	4	0	1	0	0	1	0
Bill Madlock, R (1, 5) OBP: 0.311, SLG: 0.354		1-3 2B		F8		F9			6-3 BB	3	0	1	0	1	0	0
Lee Lacy, R (1, 7) OBP: 0.407, SLG: 0.509		K		S 1B			K		6-3 1-2	4	0	1	0	0	2	3
Ed Ott, L (1, 2) OBP: 0.340, SLG: 0.404		F2		F4 1-2			F8		K	4	0	0	0	0	1	4
Phil Garner, R (1, 4) OBP: 0.326, SLG: 0.368		IBB			6-3		F7			2	0	0	0	1	0	0
Rick Rhoden, R (1, 1) OBP: 0.421, SLG: 0.444		F8			1B			F7		2	0	1	0	0	0	3
John Milner, L (8, PH) OBP: 0.354, SLG: 0.349										1	0	0	0	0	0	0
Kent Tekulve, R (9, 1)										0	0	0	0	0	0	0
Inning Stats	R: 0 E: 0 K: 2 S: 7 H: 0 LOB: 0 BB: 0 P: 7	R: 0 E: 0 K: 1 S: 7 H: 2 LOB: 3 BB: 1 P: 11	R: 0 E: 0 K: 0 S: 3 H: 0 LOB: 0 BB: 0 P: 3	R: 0 E: 0 K: 0 S: 4 H: 1 LOB: 1 BB: 0 P: 4	R: 0 E: 0 K: 0 S: 4 H: 1 LOB: 1 BB: 0 P: 4	R: 0 E: 0 K: 0 S: 3 H: 0 LOB: 0 BB: 0 P: 3	R: 0 E: 0 K: 1 S: 5 H: 0 LOB: 0 BB: 0 P: 5	R: 0 E: 0 K: 0 S: 3 H: 0 LOB: 0 BB: 0 P: 3	R: 1 E: 0 K: 2 S: 8 H: 1 LOB: 1 BB: 1 P: 12	1B: 3 2B: 1 3B: 0 HR: 1	SF: 0 SAC: 0 DP: 0 HBP: 0						

livebaseballscorecards.com

AB	32
R	1
H	5
RBI	1
BB	2
SO	6
LOB	12

WP: 0 PB: 0 SB: 1 CS: 0 PA: 34

PITCHER		IP	WLS	BF	H	R	ER	SO	BB	IBB	HBP	BLK	WP	HR	S	P	ERA	WHIP
Ray Burris, R ERA: 3.07	(1, 1)	8.0	W	30	5	1	1	4	0	1	0	0	0	1	37	41	1.12	0.625
Neil Allen, R ERA: 3.67	(9, 1)	1.0	S	4	0	0	0	2	1	0	0	0	0	0	7	11	0.00	1.000

PITCHER	IP	WLS	BF	H	R	ER	SO	BB	IBB	HBP	BLK	WP	HR	S	P	ERA	WHIP

Batter	1	2	3	4	5	6	7	8	9	AB	R	H	RBI	BB	SO	LOB
Joel Youngblood, R (1, 5) (8, 9) OBP: 0.360, SLG: 0.408	BBBB 4-0 2B 1B BB		x 0-0 ① 6-3			x 0-0 2B E 1B	x 0-0 ③ F3			3	2	1	0	1	0	0
Frank Taveras, R (1, 6) OBP: 0.320, SLG: 0.341	x 0-0 1-2 2B 1B		x 0-0 ② F9			x 0-0 E 1-3 FC6 2B		x 0-0 ① F9		4	2	2	0	0	0	0
Lee Mazzilli, S (1, 3) OBP: 0.376, SLG: 0.470 Mike Jorgensen, L (5, 3) OBP: 0.360, SLG: 0.389	x 0-0 4-3 1-H 2-H SF7 2B		x 0-0 ③ 4-3			SSS 0-3 ① K		SSS 0-3 ② K		2 2	1 0	1 0	2 0	0 0	0 2	0 2
Steve Henderson, R (1, 7) OBP: 0.369, SLG: 0.427	x 0-0 ① 4-3 2-3			x 0-0 ① 4-3		4-0 FC6 E IBB		x 0-0 ③ F9		3	0	0	0	1	0	1
Jerry Morales, R (1, 8) OBP: 0.299, SLG: 0.353	x 0-0 ② SF7 3-H			x 0-0 ② 6-3		x 0-0 E6 FC6 1-2 2-3 3-H			SSS 0-3 ① K	3	0	0	2	0	1	2
Dan Norman, R (1, 9) OBP: 0.182, SLG: 0.246 Bill Almon, R (8, 5) OBP: 0.292, SLG: 0.377	x 0-0 ③ 4-3			x 0-0 ③ 6-3		x 0-0 ② FC6 S 1-2f 2-3 3-H			x 0-0 ② 5-3	3 1	0 0	0 0	1 0	0 0	0 0	2 0
Alex Trevino, R (1, 2) OBP: 0.302, SLG: 0.295		x 0-0 ① F7			x 0-0 ① F8	x 0-0 ③ F9 1-2			x 0-0 ③ 1-3	4	0	0	0	0	0	2
Doug Flynn, R (1, 4) OBP: 0.298, SLG: 0.316		x 0-0 ② F9			x 0-0 ② F9		x 0-0 ① F8			3	0	0	0	0	0	0
Pete Falcone, L (1, 1) OBP: 0.161, SLG: 0.133 Jose Moreno, S (5, PH) OBP: 0.238, SLG: 0.500 Tom Hausman, R (5, 1) OBP: 0.063, SLG: 0.063 Jeff Reardon, R (8, 1)		SSS 0-3 ③ K			x 0-0 ③ F8		x 0-0 ② 6-3			1 1 1 0	0 0 0 0	0 0 0 0	0 0 0 0	1 0 0 0	0 0 0 0	0 0 0 0
Inning Stats	R: 3 E: 0 K: 0 S: 5 H: 2 LOB: 0 BB: 1 P: 9	R: 0 E: 0 K: 1 S: 5 H: 0 LOB: 0 BB: 0 P: 5	R: 0 E: 0 K: 0 S: 3 H: 0 LOB: 0 BB: 0 P: 3	R: 0 E: 0 K: 0 S: 3 H: 0 LOB: 0 BB: 0 P: 3	R: 0 E: 0 K: 0 S: 3 H: 0 LOB: 0 BB: 0 P: 3	R: 2 E: 1 K: 1 S: 8 H: 2 LOB: 2 BB: 1 P: 12	R: 0 E: 0 K: 0 S: 3 H: 0 LOB: 0 BB: 0 P: 3	R: 0 E: 0 K: 1 S: 5 H: 0 LOB: 0 BB: 0 P: 5	R: 0 E: 0 K: 1 S: 5 H: 0 LOB: 0 BB: 0 P: 5	1B: 2 2B: 2 3B: 0 HR: 0	SF: 1 SAC: 0 DP: 0 HBP: 0						

New York Mets @ Pittsburgh Pirates

Three Rivers Stadium, Pittsburgh, PA

Wed Aug 13 1980, 7:05 PM EDT

Att. 19,514 - Unknown

TOP

livebaseballscorecards.com

AB	31
R	5
H	4
RBI	5
BB	2
SO	4
LOB	9

PITCHER	IP	WLS	BF	H	R	ER	SO	BB	IBB	HBP	BLK	WP	HR	S	P	ERA	WHIP
John Candelaria, L (1, 1) ERA: 3.66	6.0	L	25	4	5	4	2	1	1	0	0	0	0	27	35	6.00	0.833
Enrique Romo, R (7, 1) ERA: 3.44	2.0		6	0	0	0	1	0	0	0	0	0	0	8	8	0.00	0.000
Kent Tekulve, R (9, 1) ERA: 2.85	1.0		3	0	0	0	1	0	0	0	0	0	0	5	5	0.00	0.000

PITCHER	IP	WLS	BF	H	R	ER	SO	BB	IBB	HBP	BLK	WP	HR	S	P	ERA	WHIP

WP: 0 PB: 0 SB: 1 CS: 0 PA: 34

New York Mets @ Pittsburgh Pirates

Three Rivers Stadium, Pittsburgh, PA

Wed Aug 13 1980, 7:05 PM EDT

Att. 19,514 - Unknown

livebaseballscorecards.com

BOTTOM

Batter	1	2	3	4	5	6	7	8	9	AB	R	H	RBI	BB	SO	LOB
Omar Moreno, L (1, 8) OBP: 0.315, SLG: 0.335	F4-3	F7		CS 1B		K			F7	5	0	1	0	0	1	2
Phil Garner, R (1, 4) OBP: 0.327, SLG: 0.368	1-3	1B		CS 1-2	6-3		S 1B		K	5	0	2	0	0	1	0
Lee Lacy, R (1, 7) OBP: 0.402, SLG: 0.502	HR 1B	F8			1-3		F4 1-2		6-3	5	1	1	0	0	0	2
Bill Madlock, R (1, 3) OBP: 0.313, SLG: 0.364 (7, 5)	1-H HR		F7		S 1B		K			4	1	2	2	0	1	1
Mike Easler, L (1, 9) OBP: 0.417, SLG: 0.632	1B 1B 1B		K		F7 1-2		F6			4	1	1	0	0	1	2
Kurt Bevacqua, R (1, 5) OBP: 0.337, SLG: 0.377 Ed Ott, L (7, 2) OBP: 0.339, SLG: 0.403	1B 1B 1-2		1B			E1 1B		K		3 1	0 0	2 0	0 0	0 0	0 1	0 0
Dale Berra, R (1, 6) OBP: 0.285, SLG: 0.366	FC6-4 1B 1-2 2-H		K			K		F4		4	0	1	1	0	2	2
Steve Nicosia, R (1, 2) OBP: 0.283, SLG: 0.264 Enrique Romo, R (7, 1) OBP: 0.556, SLG: 0.500 Willie Stargell, L (8, PH) OBP: 0.353, SLG: 0.497 Eddie Solomon, R (8, PR) OBP: 0.226, SLG: 0.290 Kent Tekulve, R (9, 1)	FC6-4 1-2f			5-3		F2		1B		3 0 1 0 0	0 0 0 0 0	0 0 1 0 0	0 0 0 0 0	0 0 0 0 0	0 0 0 0 0	3 0 0 0 0
John Candelaria, L (1, 1) OBP: 0.233, SLG: 0.182 John Milner, L (6, PH) OBP: 0.356, SLG: 0.351 (7, 3)		F4-3		6-3		1-3 1B		K		2 2	0 0	0 1	0 0	0 1	0 1	0 1

Inning Stats	1	2	3	4	5	6	7	8	9
	R: 3 E: 0 K: 0 S: 8	H: 5 LOB: 2 BB: 0 P: 8	R: 0 E: 0 K: 0 S: 4	H: 1 LOB: 1 BB: 0 P: 4	R: 0 E: 0 K: 2 S: 8	H: 1 LOB: 1 BB: 0 P: 8	R: 0 E: 0 K: 0 S: 3	H: 1 LOB: 0 BB: 0 P: 3	R: 0 E: 0 K: 0 S: 4	H: 1 LOB: 1 BB: 0 P: 4
	R: 0 E: 1 K: 2 S: 9	H: 1 LOB: 2 BB: 0 P: 9	R: 0 E: 0 K: 1 S: 6	H: 1 LOB: 1 BB: 0 P: 6	R: 0 E: 0 K: 2 S: 8	H: 1 LOB: 1 BB: 0 P: 8	R: 0 E: 0 K: 1 S: 5	H: 0 LOB: 0 BB: 0 P: 5		

1B: 11	SF: 0	WP: 0
2B: 0	SAC: 0	PB: 0
3B: 0	DP: 0	SB: 2
HR: 1	HBP: 0	CS: 1
		PA: 40

AB	39
R	3
H	12
RBI	3
BB	0
SO	8
LOB	13

PITCHER	IP	WLS	BF	H	R	ER	SO	BB	IBB	HBP	BLK	WP	HR	S	P	ERA	WHIP
Pete Falcone, L (1, 1) ERA: 5.25	4.0		19	8	3	3	2	0	0	0	0	0	1	23	23	6.75	2.000
Tom Hausman, R (5, 1) ERA: 3.32	3.0	W	13	3	0	0	3	0	0	0	0	0	0	19	19	0.00	1.000
Jeff Reardon, R (8, 1) ERA: 2.78	2.0	S	7	1	0	0	3	0	0	0	0	0	0	13	13	0.00	0.500

PITCHER	IP	WLS	BF	H	R	ER	SO	BB	IBB	HBP	BLK	WP	HR	S	P	ERA	WHIP

Philadelphia Phillies @ New York Mets

Shea Stadium, Flushing, NY

Thu Aug 14 1980, 7:05 PM EDT

Att. 20,149 - Unknown

TOP

livebaseballscorecards.com

Batter	1	2	3	4	5	6	7	8	9	AB	R	H	RBI	BB	SO	LOB
Lonnie Smith, R (1, 7) OBP: 0.386, SLG: 0.445	6-3		BBB 4-0 CI 1B 1-2 BB		SSS 0-3 K		S 2B 1B	FC6-5 2-H 1B		3	2	1	0	1	1	0
Greg Gross, L (7, 7) OBP: 0.353, SLG: 0.342										1	0	1	1	0	0	0
Pete Rose, S (1, 3) OBP: 0.368, SLG: 0.372	F4-3		S 0-1 CI G3 1B 1-2 2-3		0-0 6-3 1B 1B		F7 1-3	FC6-5 2-3		4	1	1	0	0	0	2
Del Unser, L (9, 3) OBP: 0.303, SLG: 0.333										0	0	0	0	0	0	0
Mike Schmidt, R (1, 5) OBP: 0.369, SLG: 0.611	1B		0-0 G3 1-2 2-H 3-H 1B		0-0 6-3 1-2		0-0 1B 3-H 2B		0-0 HR	5	2	4	4	0	0	1
John Vukovich, R (9, 5) OBP: 0.207, SLG: 0.222										0	0	0	0	0	0	0
Bake McBride, L (1, 9) OBP: 0.338, SLG: 0.459	F4-3		0-0 G3 1-2 2-3		0-0 2-H 1B		4-0 1B IBB		0-0 5-3 1B	4	0	1	1	1	0	3
George Vukovich, L (9, 9) OBP: 0.275, SLG: 0.229										0	0	0	0	0	0	0
Manny Trillo, R (1, 4) OBP: 0.368, SLG: 0.438		0-0 L6	SSS 0-3 K		0-0 F9		0-0 F8		0-0 FC5-4 1B	5	0	1	0	0	1	5
Garry Maddox, R (1, 8) OBP: 0.265, SLG: 0.374		0-0 5-3		0-0 5-3		SSS 0-3 K	0-0 1-3 2-H 1B		SSS 0-3 K	5	0	1	1	0	2	1
Larry Bowa, S (1, 6) OBP: 0.260, SLG: 0.295		0-0 F5		0-0 5-3		0-0 F9		0-0 F7	0-0 FC5-4 1-2f	5	0	0	0	0	0	1
Bob Boone, R (1, 2) OBP: 0.296, SLG: 0.359			SSS 0-3 K	0-0 HR		0-0 1B		0-0 SH3-4 1B 1B		4	2	3	1	0	1	0
Nino Espinosa, R (1, 1) OBP: 0.053, SLG: 0.053			0-0 CI BB 1B 1B	0-0 F7		SSS 0-3 K		0-0 SH3-4 1-2		3	1	1	0	0	1	1

AB	39
R	8
H	14
RBI	8
BB	2
SO	6
LOB	14

Inning Stats	1	2	3	4	5	6	7	8	9
	R: 0 H: 1 E: 0 LOB: 1 K: 0 BB: 0 S: 4 P: 4	R: 0 H: 0 E: 0 LOB: 0 K: 0 BB: 0 S: 3 P: 3	R: 2 H: 2 E: 1 LOB: 2 K: 2 BB: 1 S: 10 P: 14	R: 1 H: 1 E: 0 LOB: 0 K: 0 BB: 0 S: 4 P: 4	R: 1 H: 2 E: 0 LOB: 1 K: 1 BB: 0 S: 7 P: 7	R: 0 H: 1 E: 0 LOB: 1 K: 2 BB: 0 S: 8 P: 8	R: 2 H: 3 E: 0 LOB: 2 K: 0 BB: 1 S: 5 P: 9	R: 1 H: 2 E: 0 LOB: 1 K: 0 BB: 0 S: 5 P: 5	R: 1 H: 2 E: 0 LOB: 1 K: 1 BB: 0 S: 7 P: 7

| | | | | | | | | | |

BOTTOM

Philadelphia Phillies @ New York Mets

Shea Stadium, Flushing, NY

Thu Aug 14 1980, 7:05 PM EDT

Att. 20,149 - Unknown

livebaseballscorecards.com

Batter	1	2	3	4	5	6	7	8	9	AB	R	H	RBI	BB	SO	LOB
Frank Taveras, R (1, 6) OBP: 0.317, SLG: 0.338	F7			6-3		F3		4-3		4	0	0	0	0	0	0
Elliott Maddox, R (1, 5) OBP: 0.348, SLG: 0.335	E7 G4-6-3			F8		5-3		BBBB 4-0 BB		3	0	0	0	1	0	0
Ed Glynn, R (9, 1)										0	0	0	0	0	0	0
Lee Mazzilli, S (1, 8) OBP: 0.376, SLG: 0.469	G4-6-3 1-2f			BB 1B 1B		4-3			F8	3	0	1	0	0	0	1
Jerry Morales, R (8, 8) OBP: 0.298, SLG: 0.351										1	0	0	0	0	0	1
Claudell Washington, L (1, 7) OBP: 0.338, SLG: 0.488		G6-4-3 1B		BB 1-2 1B			HR		F9	4	1	3	1	0	0	0
Joel Youngblood, R (1, 9) OBP: 0.359, SLG: 0.405		G6-4-3 1-2f		BBBB 4-0 1-2 2-3 BB			L6		F7	3	0	0	0	1	0	1
Mike Jorgensen, L (1, 3) OBP: 0.358, SLG: 0.391		SSS 0-3 K		F7			2B		3-1	4	0	1	0	0	1	3
Alex Trevino, R (1, 2) OBP: 0.297, SLG: 0.291			4-3		5-3		5-3			3	0	0	0	0	0	1
(9, 5)																
Doug Flynn, R (1, 4) OBP: 0.296, SLG: 0.313			F5-3		SSS 0-3 K		F6-3			3	0	0	0	0	1	1
Pat Zachry, R (1, 1) OBP: 0.081, SLG: 0.057			1-3		4-3			SSS 0-3 K		1	0	0	0	0	0	0
Dan Norman, R (5, PH) OBP: 0.179, SLG: 0.242										1	0	0	0	0	0	0
Dyar Miller, R (6, 1)										0	0	0	0	0	0	0
Butch Benton, R (8, PH) OBP: 0.375, SLG: 0.167										1	0	0	0	0	1	0
(9, 2)																

	AB	31
	R	1
	H	5
	RBI	1
	BB	2
	SO	3
	LOB	8

Inning Stats	1	2	3	4	5	6	7	8	9	1B: 3	SF: 0	WP: 0	PA: 33
R:	0	0	0	0	0	0	1	0	0	2B: 1	SAC: 0	PB: 0	
E:	1	0	0	0	0	0	0	0	0	3B: 0	DP: 2	SB: 0	
K:	0	1	0	0	0	0	0	1	0	HR: 1	HBP: 0	CS: 0	
S:	3	5	3	5	5	3	5	5	3				
H:	0	1	0	2	0	0	2	0	0				
LOB:	0	0	0	3	0	0	1	1	0				
BB:	0	0	0	1	0	0	0	1	0				
P:	3	5	3	9	5	3	5	9	3				

PITCHER		IP	WLS	BF	H	R	ER	SO	BB	IBB	HBP	BLK	WP	HR	S	P	ERA	WHIP
Nino Espinosa, R ERA: 3.42	(1, 1)	9.0	W	33	5	1	1	3	2	0	0	0	0	1	37	45	1.00	0.778

PITCHER		IP	WLS	BF	H	R	ER	SO	BB	IBB	HBP	BLK	WP	HR	S	P	ERA	WHIP

Batter	1	2	3	4	5	6	7	8	9	AB	R	H	RBI	BB	SO	LOB
Lonnie Smith, R (1, 7) OBP: 0.393, SLG: 0.451	6-3 F4-3 1B	CS 2-3 3-H 1B		1B			FC6-4 CS 1-2f	K		4	0	3	1	0	0	1
Tug McGraw, R (7, 1) OBP: 0.500, SLG: 0.500										1	0	0	0	0	1	2
Pete Rose, S (1, 3) OBP: 0.370, SLG: 0.375	F4-3 1-2	1B 1-2 3-H 1B		G3			1-2 1B		E SF9 1B	5	1	3	1	0	0	2
Del Unser, L (9, 3) OBP: 0.303, SLG: 0.333										0	0	0	0	0	0	0
Mike Schmidt, R (1, 5) OBP: 0.367, SLG: 0.605	6-3 2-3	1-2 1B			K		F7		F9	5	0	1	0	0	1	3
John Vukovich, R (9, 5) OBP: 0.207, SLG: 0.222										0	0	0	0	0	0	0
Bake McBride, L (1, 9) OBP: 0.334, SLG: 0.454	G3	L7			F2			F9	F4 1-3 1B	4	0	0	0	0	0	3
Greg Gross, L (8, 9) OBP: 0.350, SLG: 0.339										1	1	0	0	0	0	1
Manny Trillo, R (1, 4) OBP: 0.366, SLG: 0.444		P6	3-1		F4-3			HR	SF9 3-H	4	1	1	2	0	0	0
Garry Maddox, R (1, 8) OBP: 0.269, SLG: 0.375		BB 1B 1B	6-3			F7		1B 1B 1B	1B 2-H 1B	4	2	2	1	1	0	0
Larry Bowa, S (1, 6) OBP: 0.264, SLG: 0.299		SH 1B 1-3 1B	F4-3			F4-3		1B 1-2 1B	1-2 1B	5	1	3	0	0	0	0
Ramon Aviles, R (9, 6) OBP: 0.356, SLG: 0.388										0	0	0	0	0	0	0
Bob Boone, R (1, 2) OBP: 0.295, SLG: 0.356		SH 1B 1-2 3-H 1B		F8		6-3		F4	F8	5	1	1	1	0	0	4
Larry Christenson, R (1, 1) OBP: 0.400, SLG: 0.667		SH 1B 1B 1-3 2-H		K			FC6-4	1-3 2-H 1B		1	1	0	0	0	1	0
George Vukovich, L (7, PH) OBP: 0.310, SLG: 0.270										2	0	2	1	0	0	0
(7, 7)																

TOP

Philadelphia Phillies @ New York Mets

Shea Stadium, Flushing, NY

Fri Aug 15 1980, 7:05 PM EDT

Att. 40,436 - Unknown

livebaseballscorecards.com

AB	41
R	8
H	16
RBI	7
BB	1
SO	3
LOB	16

Inning Stats	1	2	3	4	5	6	7	8	9
	R: 0 E: 0 K: 0 S: 4	R: 4 E: 1 K: 0 S: 8	R: 0 E: 0 K: 0 S: 3	R: 0 E: 0 K: 1 S: 6	R: 0 E: 0 K: 1 S: 5	R: 0 E: 0 K: 0 S: 3	R: 0 E: 0 K: 0 S: 4	R: 2 E: 0 K: 1 S: 9	R: 2 E: 1 K: 0 S: 7
	H: 1 LOB: 1 BB: 0 P: 4	H: 5 LOB: 2 BB: 1 P: 12	H: 0 LOB: 0 BB: 0 P: 3	H: 1 LOB: 1 BB: 0 P: 6	H: 0 LOB: 0 BB: 0 P: 5	H: 0 LOB: 0 BB: 0 P: 3	H: 2 LOB: 1 BB: 0 P: 4	H: 4 LOB: 2 BB: 0 P: 9	H: 3 LOB: 2 BB: 0 P: 7

1B: 15	SF: 1	WP: 0
2B: 0	SAC: 1	PB: 0
3B: 0	DP: 0	SB: 0
HR: 1	HBP: 0	CS: 2
		PA: 44

PITCHER		IP	WLS	BF	H	R	ER	SO	BB	IBB	HBP	BLK	WP	HR	S	P	ERA	WHIP
Mark Bomback, R ERA: 3.9	(1, 1)	5.0	L	23	7	4	3	2	1	0	0	0	0	0	26	30	5.40	1.600
Tom Hausman, R ERA: 3.42	(6, 1)	2.1		11	5	2	2	0	0	0	0	0	0	1	11	11	7.71	2.143
Dyar Miller, R ERA: 1.66	(8, 1)	0.2		3	1	0	0	1	0	0	0	0	0	0	5	5	0.00	1.500
Jeff Reardon, R ERA: 2.74	(9, 1)	1.0		7	3	2	0	0	0	0	0	0	0	0	7	7	0.00	3.000

PITCHER	IP	WLS	BF	H	R	ER	SO	BB	IBB	HBP	BLK	WP	HR	S	P	ERA	WHIP

BOTTOM

Philadelphia Phillies @ New York Mets

Shea Stadium, Flushing, NY

Fri Aug 15 1980, 7:05 PM EDT

Att. 40,436 - Unknown

Batter	1	2	3	4	5	6	7	8	9	AB	R	H	RBI	BB	SO	LOB
Frank Taveras, R (1, 6) OBP: 0.319, SLG: 0.339	F9		K			1B		1B		4	0	2	0	0	1	1
Elliott Maddox, R (1, 5) OBP: 0.347, SLG: 0.334	L4			1B		F9		F7		4	0	1	0	0	0	2
Claudell Washington, L (1, 9) OBP: 0.333, SLG: 0.481	F7			F9		F8		G3		4	0	0	0	0	0	3
Joel Youngblood, R (1, 8) OBP: 0.355, SLG: 0.401		P5		F8		F9			P5	4	0	0	0	0	0	2
Mike Jorgensen, L (1, 3) OBP: 0.353, SLG: 0.385		4-3		K			K		P6	4	0	0	0	0	2	1
Steve Henderson, R (1, 7) OBP: 0.370, SLG: 0.432		6-3			K		BB		3B	3	0	1	0	1	1	0
Alex Trevino, R (1, 2) OBP: 0.291, SLG: 0.284			K		K		F8		4-3	4	0	0	0	0	2	2
Doug Flynn, R (1, 4) OBP: 0.298, SLG: 0.316			SH1-4 1B		1B		F4-3			3	0	2	0	0	0	1
Mark Bomback, R (1, 1) OBP: 0.250, SLG: 0.250			SH1-4 1-2		P4			K		0	0	0	0	0	0	0
Jerry Morales, R (5, PH) OBP: 0.296, SLG: 0.349										1	0	0	0	0	0	1
Tom Hausman, R (6, 1) OBP: 0.083, SLG: 0.063										0	0	0	0	0	0	0
Dyar Miller, R (8, 1)										0	0	0	0	0	0	0
Dan Norman, R (8, PH) OBP: 0.176, SLG: 0.239										1	0	0	0	0	1	0
Jeff Reardon, R (9, 1)										0	0	0	0	0	0	0
Inning Stats	R: 0 E: 0 K: 0 S: 3 H: 0 LOB: 0 BB: 0 P: 3	R: 0 E: 0 K: 0 S: 3 H: 0 LOB: 0 BB: 0 P: 3	R: 0 E: 0 K: 2 S: 8 H: 1 LOB: 1 BB: 0 P: 8	R: 0 E: 0 K: 1 S: 6 H: 1 LOB: 1 BB: 0 P: 6	R: 0 E: 0 K: 2 S: 8 H: 1 LOB: 1 BB: 0 P: 8	R: 0 E: 0 K: 0 S: 4 H: 1 LOB: 1 BB: 0 P: 4	R: 0 E: 0 K: 1 S: 5 H: 0 LOB: 1 BB: 1 P: 9	R: 0 E: 0 K: 1 S: 6 H: 1 LOB: 1 BB: 0 P: 6	R: 0 E: 0 K: 0 S: 4 H: 1 LOB: 1 BB: 0 P: 4	1B: 5 2B: 0 3B: 1 HR: 0 SF: 0 SAC: 1 DP: 0 HBP: 0						

livebaseballscorecards.com

	AB	32
	R	0
	H	6
	RBI	0
	BB	1
	SO	7
	LOB	13

WP: 0 PB: 0 SB: 0 CS: 0 PA: 34

PITCHER		IP	WLS	BF	H	R	ER	SO	BB	IBB	HBP	BLK	WP	HR	S	P	ERA	WHIP
Larry Christenson, R ERA: 5.12	(1, 1)	6.0	W	22	4	0	0	5	0	0	0	0	0	0	32	32	0.00	0.667
Tug McGraw, L ERA: 2.15	(7, 1)	3.0	S	12	2	0	0	2	1	0	0	0	0	0	15	19	0.00	1.000

PITCHER	IP	WLS	BF	H	R	ER	SO	BB	IBB	HBP	BLK	WP	HR	S	P	ERA	WHIP

TOP

Philadelphia Phillies @ New York Mets

Shea Stadium, Flushing, NY

Sat Aug 16 1980, 3:33 AM EDT

Att. 23,514 - Unknown

livebaseballscorecards.com

Batter	1	2	3	4	5	6	7	8	9	AB	R	H	RBI	BB	SO	LOB
Lonnie Smith, R (1, 7) OBP: 0.392, SLG: 0.460	6-3		1B 3B	SF8 3-H	K		5-3		1B	5	1	2	1	0	1	2
Pete Rose, S (1, 3) OBP: 0.371, SLG: 0.378	F4-3		1B 1B 1B 3-H	HR 2B	FC4-6 1-2f		F2		F8	4	2	2	1	0	0	2
Ramon Aviles, R (5, 4) OBP: 0.348, SLG: 0.378 (8, 6)										2	0	0	0	0	0	1
Mike Schmidt, R (1, 5) OBP: 0.371, SLG: 0.615	K		1B 1-3 1B	2B HR 2-H		2B 2B 1B		F7		4	2	3	2	0	1	0
Greg Gross, L (6, 9) OBP: 0.348, SLG: 0.336 (8, 8)										1	0	0	0	0	0	0
Bake McBride, L (1, 9) OBP: 0.331, SLG: 0.449		F5	F5	1-3		K		F8		4	0	0	0	0	1	3
John Vukovich, R (6, 5) OBP: 0.203, SLG: 0.218 (8, 4)										1	0	0	0	0	0	0
Manny Trillo, R (1, 4) OBP: 0.371, SLG: 0.456		HR	E 1-3 3-H 1B		1B 1B 1B BB	2B 1-3 2B		1B		2	2	2	2	1	0	0
Del Unser, L (5, 3) OBP: 0.321, SLG: 0.366										2	1	2	0	0	0	0
Garry Maddox, R (1, 8) OBP: 0.275, SLG: 0.383	1B E 1B		E5 1-3		1B 1B 1-2 1B	2-H 3-H 2B		1-2 1B		5	2	4	2	0	0	1
George Vukovich, L (8, 9) OBP: 0.310, SLG: 0.270										0	0	0	0	0	0	0
Larry Bowa, S (1, 6) OBP: 0.267, SLG: 0.301	E 1-3 1B	G3			1B 1-2 2-3 1B	F9		F8		4	0	2	0	0	0	3
Keith Moreland, R (8, PH) OBP: 0.354, SLG: 0.486 (8, 5)										1	0	0	0	0	0	2
Bob Boone, R (1, 2) OBP: 0.296, SLG: 0.357	E5 F5-4-3 1-3 3-H		SH5-4 SF8 1B		FC4-6 1B 1-3 2-H 3-H	6-3			L4	5	1	2	3	0	0	2
Bob Walk, R (1, 1) OBP: 0.293, SLG: 0.222	F5-4-3 1-2		SH5-4 1-3		K		6-3		K	3	0	0	0	0	1	4
Kevin Saucier, L (8, 1)										1	0	0	0	0	1	0

	AB	44
	R	11
	H	19
	RBI	11
	BB	1
	SO	5
	LOB	20

Inning Stats	1	2	3	4	5	6	7	8	9	1B: 13	SF: 1	WP: 0	PA: 47
	R: 0 E: 0 K: 1 S: 5	R: 2 E: 1 K: 0 S: 6	R: 2 E: 1 K: 0 S: 7	R: 3 E: 0 K: 0 S: 6	R: 2 E: 0 K: 2 S: 10	R: 2 E: 0 K: 1 S: 8	R: 0 E: 0 K: 0 S: 3	R: 0 E: 0 K: 0 S: 5	R: 0 E: 0 K: 1 S: 6	2B: 3 3B: 1 HR: 2	SAC: 1 DP: 1 HBP: 0	PB: 0 SB: 0 CS: 0	
	H: 0 LOB: 0 BB: 0 P: 5	H: 3 LOB: 1 BB: 0 P: 6	H: 4 LOB: 0 BB: 0 P: 7	H: 3 LOB: 0 BB: 0 P: 6	H: 3 LOB: 2 BB: 1 P: 14	H: 3 LOB: 1 BB: 0 P: 8	H: 0 LOB: 0 BB: 0 P: 3	H: 2 LOB: 2 BB: 0 P: 5	H: 1 LOB: 1 BB: 0 P: 6				

PITCHER		IP	WLS	BF	H	R	ER	SO	BB	IBB	HBP	BLK	WP	HR	S	P	ERA	WHIP
Craig Swan, R ERA: 3.63	(1, 1)	3.2	L	21	10	7	7	1	0	0	0	0	0	2	23	23	17.18	2.727
Dyar Miller, R ERA: 1.64	(4, 1)	0.1		1	0	0	0	0	0	0	0	0	0	0	1	1	0.00	0.000
John Pacella, R ERA: 5.05	(5, 1)	2.0		13	6	4	4	3	1	0	0	0	0	0	18	22	18.00	3.500
Pete Falcone, L ERA: 5.16	(7, 1)	2.0		8	2	0	0	0	0	0	0	0	0	0	8	8	0.00	1.000
Neil Allen, R ERA: 3.62	(9, 1)	1.0		4	1	0	0	1	0	0	0	0	0	0	6	6	0.00	1.000

PITCHER	IP	WLS	BF	H	R	ER	SO	BB	IBB	HBP	BLK	WP	HR	S	P	ERA	WHIP

Batter	1	2	3	4	5	6	7	8	9	AB	R	H	RBI	BB	SO	LOB
Joel Youngblood, R (1, 5) (8, 8) OBP: 0.354, SLG: 0.398	4-3	E5 2-H 3-H 1B		F2			F9	L7		5	0	1	1	0	0	2
Frank Taveras, R (1, 6) OBP: 0.318, SLG: 0.336	F9	F9			1-3		K		3B BB	4	1	0	0	1	1	1
Lee Mazzilli, S (1, 8) OBP: 0.377, SLG: 0.469 Butch Benton, R (8, 2) OBP: 0.333, SLG: 0.143	1B 1B	S BB 1B			F7		1-3		F3	4 1	0 0	2 0	0 0	0 0	0 0	0 1
Claudell Washington, L (1, 9) OBP: 0.342, SLG: 0.498	FC6-4 1-3 1B	F9			2B			1B WP G3 1B	1-H 1B 3B	5	2	4	1	0	0	1
Steve Henderson, R (1, 7) OBP: 0.373, SLG: 0.433	FC6-4 1-2f	S 1-2 BB			K			G3 1-3 2B 1B	3-H 1B	4	1	2	1	1	1	3
Mike Jorgensen, L (1, 3) OBP: 0.351, SLG: 0.379		SH1-4 E 1B BB	K 1-2 2-3			F8		G3 1-2 3-H	L9	4	1	0	1	1	1	4
Alex Trevino, R (1, 2) (8, 5) OBP: 0.284, SLG: 0.277		E5 SH1-4 1-2 E	F7			F9		P5	P4	5	1	0	0	0	0	5
Doug Flynn, R (1, 4) OBP: 0.298, SLG: 0.316 Bill Almon, R (6, PR) (7, 4) OBP: 0.303, SLG: 0.377	F9			F8		1B		2B BB		3 0	0 0	1 0	0 0	0 1	0 0	2 0
Craig Swan, R (1, 1) OBP: 0.306, SLG: 0.219 Dyar Miller, R (4, 1) Dan Norman, R (4, PH) OBP: 0.174, SLG: 0.235 John Pacella, R (5, 1) OBP: 0.111, SLG: 0.167 Jose Moreno, S (6, PH) OBP: 0.227, SLG: 0.476 Pete Falcone, L (7, 1) OBP: 0.161, SLG: 0.133 Jerry Morales, R (8, PH) OBP: 0.360, SLG: 0.359 Neil Allen, R (9, 1) OBP: 0.143, SLG: 0.143		SH1-4 1-2 2-3		K		G3		2B		0 0 1 0 1 0 1 0	0 0 0 0 0 0 0 0	0 0 0 0 0 0 0 0	0 0 0 0 0 0 0 0	0 0 1 0 0 0 0 0	0 0 0 0 1 0 0 0	0 0 0 0 0 0 0 0
Inning Stats	R: 0 E: 0 K: 0 S: 5 H: 2 LOB: 2 BB: 0 P: 5	R: 2 E: 2 K: 0 S: 5 H: 1 LOB: 1 BB: 1 P: 9	R: 0 E: 0 K: 1 S: 6 H: 1 LOB: 2 BB: 1 P: 10	R: 0 E: 0 K: 1 S: 5 H: 0 LOB: 0 BB: 0 P: 5	R: 0 E: 0 K: 1 S: 6 H: 1 LOB: 1 BB: 0 P: 6	R: 0 E: 0 K: 0 S: 4 H: 1 LOB: 1 BB: 0 P: 4	R: 0 E: 0 K: 1 S: 5 H: 0 LOB: 0 BB: 0 P: 5	R: 2 E: 0 K: 0 S: 6 H: 3 LOB: 2 BB: 1 P: 10	R: 2 E: 0 K: 0 S: 5 H: 2 LOB: 1 BB: 1 P: 9	1B: 8 2B: 2 3B: 1 HR: 0 SF: 0 SAC: 1 DP: 0 HBP: 0						

PITCHER		IP	WLS	BF	H	R	ER	SO	BB	IBB	HBP	BLK	WP	HR	S	P	ERA	WHIP
Bob Walk, R ERA: 4.23	(1, 1)	7.2	W	36	9	4	2	4	3	0	0	0	1	0	41	53	2.35	1.565
Kevin Saucier, L ERA: 3.93	(8, 1)	1.1		7	2	2	2	0	1	0	0	0	0	0	6	10	13.50	2.250

PITCHER	IP	WLS	BF	H	R	ER	SO	BB	IBB	HBP	BLK	WP	HR	S	P	ERA	WHIP

BOTTOM

Philadelphia Phillies @ New York Mets

Shea Stadium, Flushing, NY

Sat Aug 16 1980, 3:33 AM EDT

Att. 23,514 - Unknown

livebaseballscorecards.com

AB	38
R	6
H	11
RBI	5
BB	4
SO	4
LOB	20

WP: 1 PA: 43
PB: 0
SB: 2
CS: 0

Philadelphia Phillies @ New York Mets

Shea Stadium, Flushing, NY

Sun Aug 17 1980, 3:33 AM EDT

Unknown

TOP

livebaseballscorecards.com

Batter	1	2	3	4	5	6	7	8	9	AB	R	H	RBI	BB	SO	LOB
Lonnie Smith, R (1, 7) OBP: 0.398, SLG: 0.485	6-3 HR 2B		F7 ①		1B FC5-2-5 1B	HR			6-3 ①	4	2	3	1	0	0	0
Greg Gross, L (6, 7) OBP: 0.345, SLG: 0.333										1	0	0	0	0	0	0
Pete Rose, S (1, 3) OBP: 0.369, SLG: 0.376	6-3 ① 2-3		F4-3 ②		FC5-2-5 1-3 2B 1B	G3 ②			S S S K ②	5	1	1	0	0	1	1
Del Unser, L (9, 3) OBP: 0.321, SLG: 0.366										0	0	0	0	0	0	0
Mike Schmidt, R (1, 5) OBP: 0.369, SLG: 0.610	S S S K ②		6-3 ③		FC5-2-5 ① 2B 1-2 SF9 3-H	G3 ③			1B	5	1	1	0	0	1	3
John Vukovich, R (9, 5) OBP: 0.203, SLG: 0.218										0	0	0	0	0	0	0
Bake McBride, L (1, 9) OBP: 0.336, SLG: 0.464	3-H HR			E2 F4-3 HR 1B	SF9 1B 1-3 2-H 2B		F4 ①		F7 ③	3	3	3	3	0	0	0
George Vukovich, L (6, 9) OBP: 0.295, SLG: 0.256										2	0	0	0	0	0	1
Manny Trillo, R (1, 4) OBP: 0.372, SLG: 0.455	1B			F4-3 ① 2-3	4-0 SF9 1B IBB		F7 ②			3	1	1	0	1	0	1
Garry Maddox, R (1, 8) OBP: 0.275, SLG: 0.390	F7 ③			HR 3-H	SF9 ② 1-2 2-3 3-H		5-3 ③			3	1	1	3	0	0	1
Larry Bowa, S (1, 6) OBP: 0.267, SLG: 0.302		L8 ①		F9 ②	2-H 3-H 1B			S S S K ①		3	0	1	2	0	0	0
Ramon Aviles, R (7, 6) OBP: 0.344, SLG: 0.373										1	0	0	0	0	1	0
Bob Boone, R (1, 2) OBP: 0.296, SLG: 0.356		F8 ②		FC4-6 1B	P6 ③			L9 ②		4	0	1	0	0	0	1
Steve Carlton, L (1, 1) OBP: 0.133, SLG: 0.149		F4-3 ③		FC4-6 ③ 1-2f		G3 ①		S S S K ③		4	0	0	0	0	1	1
Inning Stats	R: 2 E: 0 K: 1 S: 8 H: 3 LOB: 1 BB: 0 P: 8	R: 0 E: 0 K: 0 S: 3 H: 0 LOB: 0 BB: 0 P: 3	R: 0 E: 0 K: 0 S: 3 H: 0 LOB: 0 BB: 0 P: 3	R: 2 E: 1 K: 0 S: 6 H: 3 LOB: 1 BB: 0 P: 6	R: 4 E: 0 K: 0 S: 7 H: 4 LOB: 1 BB: 1 P: 11	R: 1 E: 0 K: 0 S: 4 H: 1 LOB: 0 BB: 0 P: 4	R: 0 E: 0 K: 0 S: 3 H: 0 LOB: 0 BB: 0 P: 3	R: 0 E: 0 K: 2 S: 7 H: 0 LOB: 0 BB: 0 P: 7	R: 0 E: 0 K: 1 S: 6 H: 1 LOB: 1 BB: 0 P: 6	1B: 7 2B: 2 3B: 0 HR: 3 SF: 1 SAC: 0 DP: 0 HBP: 0							

	AB	38
	R	9
	H	12
	RBI	9
	BB	1
	SO	4
	LOB	9

WP: 0 PB: 0 SB: 0 CS: 0 PA: 40

PITCHER		IP	WLS	BF	H	R	ER	SO	BB	IBB	HBP	BLK	WP	HR	S	P	ERA	WHIP
Ray Burris, R ERA: 3.57	(1, 1)	4.2	L	25	10	8	8	1	0	1	0	0	0	2	26	30	15.43	2.143
Pete Falcone, L ERA: 5.14	(5, 1)	0.1		1	0	0	0	0	0	0	0	0	0	0	1	1	0.00	0.000
Tom Hausman, R ERA: 3.44	(6, 1)	2.0		7	1	1	1	0	0	0	0	0	0	1	7	7	4.50	0.500
John Pacella, R ERA: 4.91	(8, 1)	2.0		7	1	0	0	3	0	0	0	0	0	0	13	13	0.00	0.500

PITCHER	IP	WLS	BF	H	R	ER	SO	BB	IBB	HBP	BLK	WP	HR	S	P	ERA	WHIP

BOTTOM

Philadelphia Phillies @ New York Mets

Shea Stadium, Flushing, NY

Sun Aug 17 1980, 3:33 AM EDT

Unknown

livebaseballscorecards.com

Batter	1	2	3	4	5	6	7	8	9	AB	R	H	RBI	BB	SO	LOB
Joel Youngblood, R (1, 9) OBP: 0.352, SLG: 0.395	6-3		CS 1B		F9		F9		F9	5	0	1	0	0	0	2
Bill Almon, R (1, 6) OBP: 0.296, SLG: 0.364	S 1B		K 1-2			K	E5 2B 1-2 2-3		F9	5	0	1	0	0	2	3
Lee Mazzilli, S (1, 3) OBP: 0.378, SLG: 0.472	F8 1-2		K			2B 1B	2B 1-3 2-H 3-H			4	1	2	2	0	1	1
Steve Henderson, R (1, 7) OBP: 0.370, SLG: 0.428	6-3			K		K	4-3			4	0	0	0	0	2	4
Jerry Morales, R (1, 8) OBP: 0.299, SLG: 0.363		K		F9		2B 1-H		L8		4	0	1	1	0	1	0
Elliott Maddox, R (1, 5) OBP: 0.346, SLG: 0.336		F7		2B		5-3		K		4	0	1	0	0	1	1
Alex Trevino, R (1, 2) OBP: 0.293, SLG: 0.286		3B 1B		K			E 2B E 1B	1B		4	2	3	0	0	1	1
Doug Flynn, R (1, 4) OBP: 0.298, SLG: 0.320		1-H 3B			F8		F6 1-2 E 2B	F4		4	1	1	1	0	0	2
Ray Burris, R (1, 1) OBP: 0.111, SLG: 0.111 Pete Falcone, L (5, 1) OBP: 0.161, SLG: 0.133 Dan Norman, R (5, PH) OBP: 0.171, SLG: 0.232 Tom Hausman, R (6, 1) OBP: 0.063, SLG: 0.063 Jose Moreno, S (7, PH) OBP: 0.217, SLG: 0.455 John Pacella, R (8, 1) OBP: 0.111, SLG: 0.167 Claudell Washington, L (9, PH) OBP: 0.340, SLG: 0.496		L4			K		K		K	1 0 1 0 1 0 1	0 0 0 0 0 0 0	0 0 0 0 0 0 0	0 0 0 0 0 0 0	0 0 0 0 0 0 0	0 0 1 0 1 0 1	1 0 0 0 2 0 0
Inning Stats	R: 0 H: 1 E: 0 LOB: 1 K: 0 BB: 0 S: 4 P: 4	R: 1 H: 2 E: 0 LOB: 1 K: 1 BB: 0 S: 7 P: 7	R: 0 H: 1 E: 0 LOB: 0 K: 2 BB: 0 S: 7 P: 7	R: 0 H: 1 E: 0 LOB: 1 K: 2 BB: 0 S: 8 P: 8	R: 0 H: 0 E: 0 LOB: 0 K: 1 BB: 0 S: 5 P: 5	R: 1 H: 2 E: 0 LOB: 1 K: 2 BB: 0 S: 9 P: 9	R: 2 H: 2 E: 2 LOB: 2 K: 1 BB: 0 S: 9 P: 9	R: 0 H: 1 E: 0 LOB: 1 K: 1 BB: 0 S: 6 P: 6	R: 0 H: 0 E: 0 LOB: 0 K: 1 BB: 0 S: 5 P: 5	1B: 6 2B: 3 3B: 1 HR: 0	SF: 0 SAC: 0 DP: 0 HBP: 0					

	AB	38
	R	4
	H	10
	RBI	4
	BB	0
	SO	11
	LOB	17

WP: 0 PB: 0 SB: 1 CS: 1 PA: 38

PITCHER		IP	WLS	BF	H	R	ER	SO	BB	IBB	HBP	BLK	WP	HR	S	P	ERA	WHIP
Steve Carlton, L ERA: 2.21	(1, 1)	9.0	W	38	10	4	2	11	0	0	0	0	0	0	60	60	2.00	1.111

PITCHER	IP	WLS	BF	H	R	ER	SO	BB	IBB	HBP	BLK	WP	HR	S	P	ERA	WHIP

Philadelphia Phillies @ New York Mets

Shea Stadium, Flushing, NY

Sun Aug 17 1980, 3:38 AM EDT

Att. 25,458 - Unknown

TOP

livebaseballscorecards.com

Batter	1	2	3	4	5	6	7	8	9	AB	R	H	RBI	BB	SO	LOB
Lonnie Smith, R (1, 7) OBP: 0.398, SLG: 0.481	S S S 0-3 ① K		B B B B 4-0 F4-3 S BB		x 0-0 E E 1B	x 0-0 ③ 5-3			S S S 0-3 ① K	4	1	1	0	1	2	3
Greg Gross, L (9, 7) OBP: 0.345, SLG: 0.333										0	0	0	0	0	0	0
Pete Rose, S (1, 3) OBP: 0.370, SLG: 0.377	x 0-0 ② F8		x 0-0 ② F4-3 1-3		x 0-0 E7 1-H SF7 1B		x 0-0 1B 1B		x 0-0 ②③ F6-4-3 1-2	5	1	2	0	0	0	2
Del Unser, L (9, 3) OBP: 0.321, SLG: 0.366										0	0	0	0	0	0	0
Mike Schmidt, R (1, 5) OBP: 0.366, SLG: 0.605	S S S 0-3 ③ K		S S S 0-3 ③ K		x 0-0 ② SF7 3-H		x 0-0 ① F9			3	0	0	1	0	2	2
Bake McBride, L (1, 9) OBP: 0.337, SLG: 0.467		x 0-0 ① F4-3		x 0-0 ① F9	x 0-0 2B		x 0-0 F4-6-3 1-2 1B			4	0	2	0	0	0	0
Manny Trillo, R (1, 4) OBP: 0.371, SLG: 0.453		x 0-0 ② 1-3		x 0-0 HR 1B	x 0-0 ③ 5-3		x 0-0 ②③ F4-6-3 1-2			4	1	1	0	0	0	3
Garry Maddox, R (1, 8) OBP: 0.277, SLG: 0.399		x 0-0 1B 1B		x 0-0 1-H HR		x 0-0 ① 6-3		x 0-0 ① P3		4	1	2	2	0	0	0
Larry Bowa, S (1, 6) OBP: 0.270, SLG: 0.304		x 0-0 1-2 1B		x 0-0 ② F7		x 0-0 G3 S 1B		x 0-0 ② F4		4	0	2	0	0	0	0
Bob Boone, R (1, 2) OBP: 0.295, SLG: 0.353		x 0-0 ③ P6		x 0-0 ③ 5-3		B B B B 4-0 G3 1-2 BB		x 0-0 ③ F9		3	0	0	0	1	0	2
Randy Lerch, L (1, 1) OBP: 0.348, SLG: 0.317			x 0-0 ① F4-3		x 0-0 ① F4-3	x 0-0 ② G3 1-2 2-3			x 0-0 E6 F6-4-3	3	0	0	0	0	0	2
Ron Reed, R (7, 1) OBP: 0.250, SLG: 0.375										1	0	0	0	0	0	0

Inning Stats										
	R: 0	H: 0	R: 0	H: 2	R: 0	H: 0	R: 2	H: 2	R: 2	H: 3
	E: 0	LOB: 0	E: 0	LOB: 2	E: 0	LOB: 1	E: 0	LOB: 0	E: 1	LOB: 1
	K: 2	BB: 0	K: 0	BB: 0	K: 1	BB: 1	K: 0	BB: 0	K: 0	BB: 0
	S: 7	P: 7	S: 5	P: 5	S: 5	P: 9	S: 5	P: 5	S: 6	P: 6

Inning Stats										
	R: 0	H: 1	R: 0	H: 2	R: 0	H: 0	R: 0	H: 0	1B: 8	SF: 1
	E: 0	LOB: 2	E: 0	LOB: 1	E: 0	LOB: 0	E: 1	LOB: 0	2B: 1	SAC: 0
	K: 0	BB: 1	K: 0	BB: 0	K: 0	BB: 0	K: 1	BB: 0	3B: 0	DP: 2
	S: 4	P: 8	S: 4	P: 4	S: 3	P: 3	S: 5	P: 5	HR: 1	HBP: 0

AB	35
R	4
H	10
RBI	3
BB	2
SO	4
LOB	14

		WP: 0	PA: 38
		PB: 0	
		SB: 2	
		CS: 0	

PITCHER		IP	WLS	BF	H	R	ER	SO	BB	IBB	HBP	BLK	WP	HR	S	P	ERA	WHIP
Roy Lee Jackson, R ERA: 4.79	(1, 1)	5.0	L	23	7	4	4	3	1	0	0	0	0	1	28	32	7.20	1.600
Tom Hausman, R ERA: 3.38	(6, 1)	2.0		9	3	0	0	0	1	0	0	0	0	0	8	12	0.00	2.000
Jeff Reardon, R ERA: 2.66	(8, 1)	2.0		6	0	0	0	1	0	0	0	0	0	0	8	8	0.00	0.000

PITCHER	IP	WLS	BF	H	R	ER	SO	BB	IBB	HBP	BLK	WP	HR	S	P	ERA	WHIP

Batter	1	2	3	4	5	6	7	8	9	AB	R	H	RBI	BB	SO	LOB
Steve Henderson, R (1, 7) OBP: 0.366, SLG: 0.424	P4		F9		4-3		4-3 1-2 2-3			4	0	0	0	0	0	2
Bill Almon, R (1, 6) OBP: 0.293, SLG: 0.348	BB S		6-3		F3			K		3	0	0	0	1	1	0
Lee Mazzilli, S (1, 3) OBP: 0.377, SLG: 0.468	F9 1-2		5-3			BB G6-3		F8		3	0	0	0	1	0	1
Joel Youngblood, R (1, 9) OBP: 0.349, SLG: 0.391	K			4-3		G6-3 1-2f		5-3		4	0	0	0	0	1	2
Jerry Morales, R (1, 8) OBP: 0.309, SLG: 0.373		SF9 1B		5-3 1B		5-3			G6-4-3 1B	4	1	3	0	0	0	0
Elliott Maddox, R (1, 5) OBP: 0.345, SLG: 0.335		F9		5-3 1-2			FC4-6 1B		G6-4-3 1-2f	4	0	1	0	0	0	3
Alex Trevino, R (1, 2) OBP: 0.301, SLG: 0.292		1-3 1B		BB			FC4-6 WP F1-3 1-2f		1B	3	0	2	0	1	0	1
Doug Flynn, R (1, 4) OBP: 0.295, SLG: 0.318		SF9 3-H		F9			F1-3 1-2		F8	3	0	0	1	0	0	4
Roy Lee Jackson, R (1, 1) OBP: 0.182, SLG: 0.364		1-3			K					1	0	0	0	0	0	1
Jose Moreno, S (5, PH) OBP: 0.208, SLG: 0.435										1	0	0	0	0	1	0
Tom Hausman, R (6, 1) OBP: 0.063, SLG: 0.063										0	0	0	0	0	0	0
Dan Norman, R (7, PH) OBP: 0.183, SLG: 0.232										0	0	0	0	1	0	0
Jeff Reardon, R (8, 1)							BB WP			0	0	0	0	0	0	0
Inning Stats	R: 0 E: 0 K: 1 S: 5 H: 0 LOB: 1 BB: 1 P: 9	R: 1 E: 0 K: 0 S: 5 H: 2 LOB: 1 BB: 0 P: 5	R: 0 E: 0 K: 0 S: 3 H: 0 LOB: 0 BB: 0 P: 3	R: 0 E: 0 K: 0 S: 4 H: 1 LOB: 2 BB: 1 P: 8	R: 0 E: 0 K: 1 S: 5 H: 0 LOB: 0 BB: 0 P: 5	R: 0 E: 0 K: 0 S: 2 H: 0 LOB: 0 BB: 1 P: 6	R: 0 E: 0 K: 0 S: 4 H: 1 LOB: 2 BB: 1 P: 8	R: 0 E: 0 K: 1 S: 5 H: 0 LOB: 0 BB: 0 P: 5	R: 0 E: 0 K: 0 S: 4 H: 2 LOB: 1 BB: 0 P: 4	1B: 6 2B: 0 3B: 0 HR: 0 SF: 1 SAC: 0 DP: 2 HBP: 0						

PITCHER	IP	WLS	BF	H	R	ER	SO	BB	IBB	HBP	BLK	WP	HR	S	P	ERA	WHIP
Randy Lerch, L (1, 1) ERA: 4.98	6.2	W	27	4	1	1	2	4	0	0	0	0	0	27	43	1.35	1.200
Ron Reed, R (7, 1) ERA: 3.75	2.1	S	8	2	0	0	1	0	0	0	0	1	0	10	10	0.00	0.857

PITCHER	IP	WLS	BF	H	R	ER	SO	BB	IBB	HBP	BLK	WP	HR	S	P	ERA	WHIP

BOTTOM

Philadelphia Phillies @ New York Mets

Shea Stadium, Flushing, NY

Sun Aug 17 1980, 3:38 AM EDT

Att. 25,458 - Unknown

AB	30
R	1
H	6
RBI	1
BB	4
SO	3
LOB	14

livebaseballscorecards.com

Batter	1	2	3	4	5	6	7	8	9	AB	R	H	RBI	BB	SO	LOB
Bill North, S (1, 8) OBP: 0.373, SLG: 0.278	F8		BB SF8 SH5-3 1-2		K		BB 2B SF7		E4 F8 SH1-4	3	1	0	0	2	1	0
Larry Herndon, R (1, 7) OBP: 0.279, SLG: 0.385 Greg Minton, S (9, 1)	1B S 1B		SH5-3 1-2 2-3		CS 1B		2B SF7 1-3		SH1-4 1-2	3 0	1 0	3 0	0 0	0 0	0 0	0 0
Jack Clark, R (1, 9) OBP: 0.383, SLG: 0.545	1B BB 1-H		SF8 2-3 3-H		F8		IBB SF7		F8 2-3	3	0	1	2	1	0	2
Darrell Evans, L (1, 5) OBP: 0.354, SLG: 0.400	BB F4-6-3 1-2		G3		CS 1-2	HR	SF7 1-2 2-3 3-H		IBB	2	1	1	2	2	0	1
Milt May, L (1, 2) OBP: 0.331, SLG: 0.426	F4-6-3 1-2			F8		F7	F6		K	5	0	0	0	0	1	6
Mike Ivie, R (1, 3) OBP: 0.283, SLG: 0.363		5-3		2B 1B		HR		5-3		4	1	2	1	0	0	0
Rennie Stennett, R (1, 4) OBP: 0.292, SLG: 0.325		F9		F4		1B CS		1B		4	0	2	0	0	0	1
Johnnie LeMaster, R (1, 6) OBP: 0.253, SLG: 0.318		K		1B 2-3		5-3 1-2		K		4	0	1	0	0	2	2
Bob Knepper, L (1, 1) OBP: 0.188, SLG: 0.217			BB SH5-3 SF8	F4-3			K	K		1	1	0	0	1	0	2
Max Venable, L (7, PH) OBP: 0.317, SLG: 0.293										1	0	0	0	0	1	0
Gary Lavelle, S (7, 1)										1	0	0	0	0	1	1
Terry Whitfield, L (9, 7) OBP: 0.319, SLG: 0.369										0	0	0	0	0	0	0
Inning Stats	R: 1 E: 0 K: 0 S: 4 H: 2 LOB: 1 BB: 1 P: 8	R: 0 E: 0 K: 1 S: 5 H: 0 LOB: 0 BB: 0 P: 5	R: 1 E: 0 K: 0 S: 3 H: 0 LOB: 1 BB: 2 P: 11	R: 0 E: 0 K: 0 S: 5 H: 2 LOB: 2 BB: 0 P: 5	R: 0 E: 0 K: 1 S: 5 H: 1 LOB: 0 BB: 0 P: 5	R: 2 E: 0 K: 0 S: 5 H: 3 LOB: 0 BB: 0 P: 5	R: 1 E: 0 K: 1 S: 6 H: 1 LOB: 2 BB: 2 P: 14	R: 0 E: 0 K: 2 S: 8 H: 1 LOB: 1 BB: 0 P: 8	R: 0 E: 1 K: 1 S: 6 H: 0 LOB: 2 BB: 1 P: 10	1B: 6 2B: 2 3B: 0 HR: 2 SF: 2 SAC: 2 DP: 1 HBP: 0	WP: 0 PB: 0 SB: 1 CS: 2 PA: 42					

PITCHER		IP	WLS	BF	H	R	ER	SO	BB	IBB	HBP	BLK	WP	HR	S	P	ERA	WHIP
Pat Zachry, R ERA: 2.79	(1, 1)	5.1		25	8	4	4	2	3	0	0	0	0	2	26	38	6.75	2.062
Tom Hausman, R ERA: 3.35	(6, 1)	0.2		1	0	0	0	0	0	0	0	0	0	0	1	1	0.00	0.000
Jeff Reardon, R ERA: 2.71	(7, 1)	2.0	L	10	2	1	1	3	1	1	0	0	0	0	14	22	4.50	1.500
Neil Allen, R ERA: 3.58	(9, 1)	1.0		5	0	0	0	1	0	1	0	0	0	0	6	10	0.00	0.000

PITCHER	IP	WLS	BF	H	R	ER	SO	BB	IBB	HBP	BLK	WP	HR	S	P	ERA	WHIP

TOP

San Francisco Giants @ New York Mets

Shea Stadium, Flushing, NY

Tue Aug 19 1980, 7:05 PM EDT

Att. 13,871 - Unknown

livebaseballscorecards.com

AB	31
R	5
H	10
RBI	5
BB	6
SO	6
LOB	15

Batter	1	2	3	4	5	6	7	8	9	AB	R	H	RBI	BB	SO	LOB
Frank Taveras, R (1, 6) OBP: 0.316, SLG: 0.335	F4		4-3	F9		E1 E 1B 1-3 2-H 3-H		K		5	0	1	1	0	1	2
Elliott Maddox, R (1, 5) OBP: 0.343, SLG: 0.342	1-3		HR		F7	E6 1-2 3-H			5-3	5	1	1	1	0	0	1
Lee Mazzilli, S (1, 3) OBP: 0.375, SLG: 0.465	FC6-4 1B		6-3		1-4-3	1-3			F9	5	0	1	0	0	0	2
Joel Youngblood, R (1, 9) OBP: 0.349, SLG: 0.394	FC6-4 1-2f		2B		F4		4-3		1B	5	0	2	0	0	0	1
Jerry Morales, R (1, 8) OBP: 0.308, SLG: 0.370 Mike Jorgensen, L (9, PH) OBP: 0.350, SLG: 0.378		6-3	5-3			F3 E 1B 1B	4-3		3-1	4 1	1 0	1 0	0 0	0 0	0 0	1 1
Steve Henderson, R (1, 7) OBP: 0.367, SLG: 0.424		F8 1B 1B		F9		E4 1B F3 1-2 E	S 1B			4	1	2	0	0	0	1
Alex Trevino, R (1, 2) OBP: 0.305, SLG: 0.296		1-2 1B		FC1-5 1B 1B		F9	4-3 1-2			4	0	2	0	0	0	3
Doug Flynn, R (1, 4) OBP: 0.295, SLG: 0.318 Bill Almon, R (8, 4) OBP: 0.289, SLG: 0.343	F8 2-3			FC1-5 1-2 1B		F3 1-2 2-3		6-3		3 1	0 0	1 0	0 0	0 0	0 0	4 0
Pat Zachry, R (1, 1) OBP: 0.077, SLG: 0.054 Tom Hausman, R (6, 1) OBP: 0.063, SLG: 0.063 Dan Norman, R (6, PH) OBP: 0.194, SLG: 0.232 Jeff Reardon, R (7, 1) Claudell Washington, L (8, PH) OBP: 0.339, SLG: 0.494 Neil Allen, R (9, 1) OBP: 0.143, SLG: 0.143		K		FC1-5 1-2 2-3f		E E BB		3-1		2 0 0 0 1 0	0 0 1 0 0 0	0 0 0 0 0 0	0 0 1 0 0 0	0 0 0 0 0 0	1 0 0 0 0 0	4 0 0 0 0 0
Inning Stats	R: 0 H: 1 E: 0 LOB: 1 K: 0 BB: 0 S: 4 P: 4	R: 0 H: 2 E: 0 LOB: 2 K: 1 BB: 0 S: 7 P: 7	R: 1 H: 2 E: 0 LOB: 1 K: 0 BB: 0 S: 5 P: 5	R: 0 H: 2 E: 0 LOB: 2 K: 0 BB: 0 S: 5 P: 5	R: 0 H: 0 E: 0 LOB: 0 K: 0 BB: 0 S: 3 P: 3	R: 3 H: 2 E: 3 LOB: 2 K: 0 BB: 1 S: 7 P: 11	R: 0 H: 1 E: 0 LOB: 1 K: 0 BB: 0 S: 4 P: 4	R: 0 H: 0 E: 0 LOB: 0 K: 1 BB: 0 S: 5 P: 5	R: 0 H: 1 E: 0 LOB: 1 K: 0 BB: 0 S: 4 P: 4	1B: 9 2B: 1 3B: 0 HR: 1	SF: 0 SAC: 0 DP: 0 HBP: 0			WP: 0 PB: 0 SB: 1 CS: 0	PA: 41		

PITCHER		IP	WLS	BF	H	R	ER	SO	BB	IBB	HBP	BLK	WP	HR	S	P	ERA	WHIP
Bob Knepper, L ERA: 3.97	(1, 1)	6.0	W	30	9	4	1	1	1	0	0	0	0	1	31	35	1.50	1.667
Gary Lavelle, L ERA: 3.24	(7, 1)	2.2		10	2	0	0	1	0	0	0	0	0	0	12	12	0.00	0.750
Greg Minton, R ERA: 2.58	(9, 1)	0.1	S	1	0	0	0	0	0	0	0	0	0	0	1	1	0.00	0.000

PITCHER	IP	WLS	BF	H	R	ER	SO	BB	IBB	HBP	BLK	WP	HR	S	P	ERA	WHIP

BOTTOM

San Francisco Giants @ New York Mets

Shea Stadium, Flushing, NY

Tue Aug 19 1980, 7:05 PM EDT

Att. 13,871 - Unknown

livebaseballscorecards.com

AB	40
R	4
H	11
RBI	2
BB	1
SO	2
LOB	20

Batter	1	2	3	4	5	6	7	8	9	AB	R	H	RBI	BB	SO	LOB
Bill North, S (1, 8) OBP: 0.374, SLG: 0.280	1B		4-3			HBP 1B BB 1B	6-3 2-3		G1-6-3 1-2f	5	1	2	0	0	0	3
Larry Herndon, R (1, 7) (7, 9) OBP: 0.284, SLG: 0.395	3B			E SF7 1B		BB HBP 1-2 G1-2-3 1B	6-3			4	1	3	0	0	0	1
Jack Clark, R (1, 9) OBP: 0.383, SLG: 0.542	F6			E4 1-3		G1-2-3 BB 1-2 2-3 HBP		G3 2B		2	0	0	0	0	0	2
Terry Whitfield, L (7, 7) OBP: 0.322, SLG: 0.378										1	0	1	0	0	0	0
Darrell Evans, L (1, 3) OBP: 0.353, SLG: 0.397	F9			F5		B B B 4-0 G1-2-3 1-2 2-3 3-H BB		G3 2-3		3	0	0	1	1	0	4
Milt May, L (1, 2) OBP: 0.330, SLG: 0.423		K		SF7 3-H		G1-2-3 1-2 2-3 3-Hf		G5-4-3 IBB		2	0	0	1	1	1	3
Rennie Stennett, R (1, 4) OBP: 0.292, SLG: 0.322		4-3		6-3		IBB		G5-4-3 1-2f		3	0	0	0	1	0	3
Joe Pettini, R (1, 5) OBP: 0.311, SLG: 0.313		K			5-3	K			6-3	4	0	0	0	0	2	3
Johnnie LeMaster, R (1, 6) OBP: 0.255, SLG: 0.320			F7		K		6-3 SH1-4 1B		1B 1B	4	0	2	0	0	1	0
Alan Hargesheimer, R (1, 1) OBP: 0.333, SLG: 0.308			K		4-3		SH1-4 1-2		G1-6-3 1-2 1B	2	0	0	0	0	1	0
Greg Minton, S (7, 1) OBP: 0.333, SLG: 0.200										1	0	1	0	0	0	0
Inning Stats	R: 0 E: 0 K: 0 S: 4 H: 2 LOB: 1 BB: 0 P: 4	R: 0 E: 0 K: 2 S: 7 H: 0 LOB: 0 BB: 0 P: 7	R: 0 E: 0 K: 1 S: 5 H: 0 LOB: 0 BB: 0 P: 5	R: 1 E: 1 K: 0 S: 5 H: 1 LOB: 1 BB: 0 P: 5	R: 0 E: 0 K: 1 S: 5 H: 0 LOB: 0 BB: 0 P: 5	R: 1 E: 0 K: 1 S: 6 H: 2 LOB: 3 BB: 2 P: 15	R: 0 E: 0 K: 0 S: 4 H: 1 LOB: 1 BB: 0 P: 4	R: 0 E: 0 K: 0 S: 3 H: 1 LOB: 1 BB: 1 P: 7	R: 0 E: 0 K: 0 S: 4 H: 2 LOB: 1 BB: 0 P: 4	1B: 7 2B: 1 3B: 1 HR: 0 SF: 1 SAC: 1 DP: 3 HBP: 1						

PITCHER	IP	WLS	BF	H	R	ER	SO	BB	IBB	HBP	BLK	WP	HR	S	P	ERA	WHIP
Mark Bomback, R (1, 1) ERA: 3.75	7.0	L	29	6	2	1	5	1	1	1	0	0	0	36	45	1.29	1.000
Tom Hausman, R (8, 1) ERA: 3.29	2.0		8	3	0	0	0	0	1	0	0	0	0	7	11	0.00	1.500

PITCHER	IP	WLS	BF	H	R	ER	SO	BB	IBB	HBP	BLK	WP	HR	S	P	ERA	WHIP

TOP

San Francisco Giants @ New York Mets

Shea Stadium, Flushing, NY

Wed Aug 20 1980, 7:05 PM EDT

Att. 13,488 - Unknown

livebaseballscorecards.com

AB	31
R	2
H	9
RBI	2
BB	3
SO	5
LOB	19

WP: 0	PA: 37		
PB: 0			
SB: 0			
CS: 0			

BOTTOM

San Francisco Giants @ New York Mets

Shea Stadium, Flushing, NY

Wed Aug 20 1980, 7:05 PM EDT

Att. 13,488 - Unknown

Batter	1	2	3	4	5	6	7	8	9	AB	R	H	RBI	BB	SO	LOB
Frank Taveras, R (1, 6) OBP: 0.318, SLG: 0.335	BBBB 4-0 CS BB		x 0-0 1B 1-3 FC6-4-2-5 1B		x 0-0 ③ 6-3			x 0-0 ① L3		0	0	0	0	1	0	0
Joel Youngblood, R (3, PH) OBP: 0.349, SLG: 0.393 (4, 4)										3	0	1	0	0	0	0
Elliott Maddox, R (1, 5) OBP: 0.343, SLG: 0.342	SSS 0-3 ①② K 1-2		x 0-0 FC6-4-5 1-3 3-H 1B			x 0-0 ① F8		x 0-0 ② 6-3		3	0	1	1	0	1	1
Jose Moreno, S (8, 5) OBP: 0.200, SLG: 0.417										1	0	0	0	0	0	0
Lee Mazzilli, S (1, 8) OBP: 0.372, SLG: 0.461	x 0-0 ③ 4-3		x 0-0 ①② FC6-4-2-5 1-2 3-H 1B			x 0-0 ② F3		x 0-0 ③ 4-3		4	0	0	0	0	0	2
Claudell Washington, L (1, 9) OBP: 0.338, SLG: 0.491		x 0-0 ① 4-3	x 0-0 ③ 2-H 1B			SSS 0-3 ③ K			x 0-0 ① F7	4	0	1	0	0	1	0
Steve Henderson, R (1, 7) OBP: 0.366, SLG: 0.423		x 0-0 ② G3		x 0-0 ① F8			x 0-0 ① L9		x 0-0 FC3-6 1B	4	0	1	0	0	0	0
Mike Jorgensen, L (1, 3) OBP: 0.352, SLG: 0.377		BBBB 4-0 1B BB		x 0-0 ② 4-3			x 0-0 1B 1B		x 0-0 ② FC3-6 1-2f	3	0	1	0	1	0	1
Alex Trevino, R (1, 2) OBP: 0.309, SLG: 0.300		x 0-0 FC5-4 1-2 1B		x 0-0 ③ 6-3			x 0-0 FC6-4 1-2 1B		x 0-0 ③ 6-3	4	0	2	0	0	0	1
Bill Almon, R (1, 4) OBP: 0.278, SLG: 0.329 (4, 6)		x 0-0 ③ FC5-4 1-2f			x 0-0 ① F9		SSS 0-3 ② K			3	0	0	0	0	1	4
Mark Bomback, R (1, 1) OBP: 0.263, SLG: 0.265			x 0-0 1B 1B 1B		x 0-0 ② 4-3		x 0-0 ③ FC6-4 1-2f			2	1	1	0	0	0	0
Jerry Morales, R (7, PH) OBP: 0.306, SLG: 0.367										1	0	0	0	0	0	2
Tom Hausman, R (8, 1) OBP: 0.063, SLG: 0.063										0	0	0	0	0	0	0
Inning Stats	R: 0 E: 0 K: 1 S: 4 H: 0 LOB: 0 BB: 1 P: 8	R: 0 E: 0 K: 0 S: 4 H: 1 LOB: 2 BB: 1 P: 8	R: 1 E: 0 K: 0 S: 5 H: 4 LOB: 2 BB: 0 P: 5	R: 0 E: 0 K: 0 S: 3 H: 0 LOB: 0 BB: 0 P: 3	R: 0 E: 0 K: 0 S: 3 H: 0 LOB: 0 BB: 0 P: 3	R: 0 E: 0 K: 1 S: 5 H: 0 LOB: 0 BB: 0 P: 5	R: 0 E: 0 K: 1 S: 7 H: 2 LOB: 2 BB: 0 P: 7	R: 0 E: 0 K: 0 S: 3 H: 0 LOB: 0 BB: 0 P: 3	R: 0 E: 0 K: 0 S: 4 H: 1 LOB: 1 BB: 0 P: 4	1B: 8 2B: 2 3B: 0 HR: 0	SF: 0 SAC: 0 DP: 2 HBP: 0						

PITCHER	IP	WLS	BF	H	R	ER	SO	BB	IBB	HBP	BLK	WP	HR	S	P	ERA	WHIP
Alan Hargesheimer, R (1, 1) ERA: 3.77	6.1	W	24	6	1	1	2	2	0	0	0	0	0	26	34	1.42	1.263
Greg Minton, R (7, 1) ERA: 2.48	2.2	S	10	2	0	0	1	0	0	0	0	0	0	12	12	0.00	0.750

PITCHER	IP	WLS	BF	H	R	ER	SO	BB	IBB	HBP	BLK	WP	HR	S	P	ERA	WHIP

AB	32
R	1
H	8
RBI	1
BB	2
SO	3
LOB	11

WP: 0 PB: 0 SB: 0 CS: 1 PA: 34

livebaseballscorecards.com

Batter	1	2	3	4	5	6	7	8	9	AB	R	H	RBI	BB	SO	LOB
Bill North, S (1, 8) OBP: 0.370, SLG: 0.277	F7		4-3 2-3		6-3		4-3			4	0	0	0	0	0	4
Terry Whitfield, L (1, 7) OBP: 0.326, SLG: 0.380	K		1B 3-H			FC4-6 1B		K		4	0	2	1	0	2	0
Larry Herndon, R (1, 9) OBP: 0.281, SLG: 0.391	6-3		5-3			FC4-6 1-2f		F9		4	0	0	0	0	0	2
Darrell Evans, L (1, 5) OBP: 0.352, SLG: 0.396		F7		F8		F8		1B		4	0	1	0	0	0	1
Milt May, L (1, 2) OBP: 0.328, SLG: 0.420		FC6-4 1B		G3		4-3		F9		4	0	1	0	0	0	2
Mike Ivie, R (1, 3) OBP: 0.279, SLG: 0.357		FC6-4 1-2f		K			4-3		F4	4	0	0	0	0	1	1
Rennie Stennett, R (1, 4) OBP: 0.288, SLG: 0.318		F9	3-1				4-3		6-3	4	0	0	0	0	0	1
Johnnie LeMaster, R (1, 6) OBP: 0.261, SLG: 0.323			4-3 WP 1B 1B		FC5-6 1B		1B BB		K	3	1	2	0	1	1	0
Vida Blue, S (1, 1) OBP: 0.143, SLG: 0.113			K 1-2		FC5-6 1-2f		1B 1-2			2	0	0	0	0	1	2
Tom Griffin, R (5, 1) OBP: 0.167, SLG: 0.167										0	0	0	0	0	0	0
Jim Wohlford, R (7, PH) OBP: 0.292, SLG: 0.338										1	0	1	0	0	0	0
Randy Moffitt, R (7, 1)										0	0	0	0	0	0	0
Inning Stats	R: 0 E: 0 K: 1 S: 5 H: 0 LOB: 0 BB: 0 P: 5	R: 0 E: 0 K: 0 S: 4 H: 1 LOB: 1 BB: 0 P: 4	R: 1 E: 0 K: 1 S: 7 H: 2 LOB: 1 BB: 0 P: 7	R: 0 E: 0 K: 1 S: 5 H: 0 LOB: 0 BB: 0 P: 5	R: 0 E: 0 K: 0 S: 4 H: 1 LOB: 1 BB: 0 P: 4	R: 0 E: 0 K: 0 S: 4 H: 1 LOB: 1 BB: 0 P: 4	R: 0 E: 0 K: 0 S: 4 H: 1 LOB: 2 BB: 1 P: 8	R: 0 E: 0 K: 1 S: 6 H: 1 LOB: 1 BB: 0 P: 6	R: 0 E: 0 K: 1 S: 5 H: 0 LOB: 0 BB: 0 P: 5	1B: 7 2B: 0 3B: 0 HR: 0 SF: 0 SAC: 0 DP: 0 HBP: 0						

PITCHER	IP	WLS	BF	H	R	ER	SO	BB	IBB	HBP	BLK	WP	HR	S	P	ERA	WHIP
Craig Swan, R (1, 1) ERA: 3.58	2.0		7	1	0	0	1	0	0	0	0	0	0	9	9	0.00	0.500
Pete Falcone, L (3, 1) ERA: 4.92	7.0	W	28	6	1	1	4	1	0	0	0	1	0	35	39	1.29	1.000

PITCHER	IP	WLS	BF	H	R	ER	SO	BB	IBB	HBP	BLK	WP	HR	S	P	ERA	WHIP

TOP

San Francisco Giants @ New York Mets

Shea Stadium, Flushing, NY

Thu Aug 21 1980, 3:33 AM EDT

Att. 10,505 - Unknown

livebaseballscorecards.com

AB	34
R	1
H	7
RBI	1
BB	1
SO	5
LOB	13

PB: 0
SB: 0
CS: 0

BOTTOM

San Francisco Giants @ New York Mets

Shea Stadium, Flushing, NY

Thu Aug 21 1980, 3:33 AM EDT

Att. 10,505 - Unknown

livebaseballscorecards.com

Batter	1	2	3	4	5	6	7	8	9	AB	R	H	RBI	BB	SO	LOB
Joel Youngblood, R (1, 5) OBP: 0.350, SLG: 0.393	F7		S 1B		BBBB 1B 2B BB	F3				3	1	1	0	1	0	0
Bill Almon, R (1, 4) OBP: 0.265, SLG: 0.312	F7		L1 1-2		F7		5-3			4	0	0	0	0	0	3
Lee Mazzilli, S (1, 3) OBP: 0.373, SLG: 0.461	S 1B		F7		1-3 2-H 2B 1B		L6			4	1	2	1	0	0	1
Jerry Morales, R (1, 8) OBP: 0.305, SLG: 0.371	SSS 0-3 K 1-2		F8		2-H 3-H E 2B		6-3			4	1	1	2	0	1	2
Claudell Washington, L (1, 9) OBP: 0.340, SLG: 0.491		E 1B 1B	F8		E8 2-H 1B			F7		4	1	2	1	0	0	0
Steve Henderson, R (1, 7) OBP: 0.367, SLG: 0.422		L4-3 1-H 1B	F8		BBBB BB			4-3		3	0	1	1	1	0	0
Alex Trevino, R (1, 2) OBP: 0.303, SLG: 0.295		L4-3 1-2	F8		F8			F9		4	0	0	0	0	0	3
Mario Ramirez, R (1, 6) OBP: 0.375, SLG: 0.286		1B			SH1-4 1B 1B	SSS 0-3 K				3	1	2	0	0	1	0
Craig Swan, R (1, 1) OBP: 0.306, SLG: 0.219		F8			SH1-4 1-2	F8				0	0	0	0	0	0	0
Roy Lee Jackson, R (2, PH) OBP: 0.167, SLG: 0.333										1	0	0	0	0	0	1
Pete Falcone, L (3, 1) OBP: 0.156, SLG: 0.129										1	0	0	0	0	0	0
Inning Stats	R: 0 E: 0 K: 1 S: 6 H: 1 LOB: 1 BB: 0 P: 6	R: 1 E: 1 K: 0 S: 5 H: 3 LOB: 1 BB: 0 P: 5	R: 0 E: 0 K: 0 S: 4 H: 1 LOB: 1 BB: 0 P: 4	R: 0 E: 0 K: 0 S: 3 H: 0 LOB: 0 BB: 0 P: 3	R: 4 E: 1 K: 0 S: 7 H: 4 LOB: 2 BB: 2 P: 15	R: 0 E: 0 K: 1 S: 5 H: 0 LOB: 0 BB: 0 P: 5	R: 0 E: 0 K: 0 S: 3 H: 0 LOB: 0 BB: 0 P: 3	R: 0 E: 0 K: 0 S: 3 H: 0 LOB: 0 BB: 0 P: 3		1B: 8 2B: 2 3B: 0 HR: 0 SF: 0 SAC: 1 DP: 1 HBP: 0						

	AB	31
	R	5
	H	9
	RBI	5
	BB	2
	SO	2
	LOB	10

WP: 0 PB: 0 SB: 2 CS: 0 PA: 34

PITCHER		IP	WLS	BF	H	R	ER	SO	BB	IBB	HBP	BLK	WP	HR	S	P	ERA	WHIP
Vida Blue, L ERA: 3.19	(1, 1)	4.2	L	23	9	5	5	1	1	0	0	0	0	0	24	28	9.64	2.143
Tom Griffin, R ERA: 3.06	(5, 1)	1.1		5	0	0	0	1	1	0	0	0	0	0	6	10	0.00	0.750
Randy Moffitt, R ERA: 6.23	(7, 1)	2.0		6	0	0	0	0	0	0	0	0	0	0	6	6	0.00	0.000

PITCHER	IP	WLS	BF	H	R	ER	SO	BB	IBB	HBP	BLK	WP	HR	S	P	ERA	WHIP

Los Angeles Dodgers @ New York Mets

Shea Stadium, Flushing, NY

Fri Aug 22 1980, 7:05 PM EDT

Att. 21,936 - Unknown

TOP

livebaseballscorecards.com

Batter	1	2	3	4	5	6	7	8	9	AB	R	H	RBI	BB	SO	LOB
Davey Lopes, R (1, 4) OBP: 0.326, SLG: 0.351	F7		G6-4-3 1-2f			4-3 1B		F7		3	0	1	0	0	0	1
Bill Russell, R (7, 6) OBP: 0.300, SLG: 0.349										1	0	0	0	0	0	0
Rudy Law, L (1, 8) OBP: 0.314, SLG: 0.300	F6		F7			4-3 1-2		F7		4	0	0	0	0	0	1
Dusty Baker Jr., R (1, 7) OBP: 0.338, SLG: 0.525	2B			K		6-3		FC5-4 1B		4	0	2	0	0	1	1
Steve Garvey, R (1, 3) OBP: 0.344, SLG: 0.485	P4			K			2B 4-3 1B	FC5-4 1-2f		4	1	1	0	0	1	2
Ron Cey, R (1, 5) OBP: 0.340, SLG: 0.427		F8		6-3			K		F9	4	0	0	0	0	1	1
Rick Monday, L (1, 9) OBP: 0.375, SLG: 0.440		FC6-4 1B			F8		4-3 1-3 2B		K	4	1	2	0	0	1	0
Derrel Thomas, S (1, 6) OBP: 0.297, SLG: 0.312		FC6-4 1-2f			G6-4-3 1B		4-3 2-3 3-H		BB	3	0	1	1	1	0	2
(7, 4)																
Steve Yeager, R (1, 2) OBP: 0.292, SLG: 0.297		F8			G6-4-3 1-2f		2B 3-H		F7	3	0	1	1	0	0	2
Gary Thomasson, L (9, PH) OBP: 0.314, SLG: 0.258										1	0	0	0	0	0	1
Bob Welch, R (1, 1) OBP: 0.214, SLG: 0.255			G6-4-3 1B			6-3	F8			2	0	1	0	0	0	0
Jay Johnstone, L (7, PH) OBP: 0.380, SLG: 0.397										1	0	0	0	0	0	1
Joe Beckwith, L (7, 1)										0	0	0	0	0	0	0
Inning Stats	R: 0 E: 0 K: 0 S: 4 H: 1 LOB: 1 BB: 0 P: 4	R: 0 E: 0 K: 0 S: 4 H: 1 LOB: 1 BB: 0 P: 4	R: 0 E: 0 K: 0 S: 3 H: 1 LOB: 0 BB: 0 P: 3	R: 0 E: 0 K: 2 S: 7 H: 0 LOB: 0 BB: 0 P: 7	R: 0 E: 0 K: 0 S: 3 H: 1 LOB: 0 BB: 0 P: 3	R: 0 E: 0 K: 0 S: 4 H: 1 LOB: 1 BB: 0 P: 4	R: 2 E: 0 K: 1 S: 8 H: 3 LOB: 1 BB: 0 P: 8	R: 0 E: 0 K: 0 S: 4 H: 1 LOB: 1 BB: 0 P: 4	R: 0 E: 0 K: 1 S: 5 H: 0 LOB: 1 BB: 1 P: 9	1B: 6 2B: 3 3B: 0 HR: 0 SF: 0 SAC: 0 DP: 2 HBP: 0	WP: 0 PB: 0 SB: 0 CS: 0 PA: 35					

	AB	34
	R	2
	H	9
	RBI	2
	BB	1
	SO	4
	LOB	12

PITCHER		IP	WLS	BF	H	R	ER	SO	BB	IBB	HBP	BLK	WP	HR	S	P	ERA	WHIP
Ray Burris, R ERA: 3.51	(1, 1)	7.0	W	27	8	2	2	3	0	0	0	0	0	0	33	33	2.57	1.143
Neil Allen, R ERA: 3.49	(8, 1)	2.0	S	8	1	0	0	1	1	0	0	0	0	0	9	13	0.00	1.000

PITCHER	IP	WLS	BF	H	R	ER	SO	BB	IBB	HBP	BLK	WP	HR	S	P	ERA	WHIP

Batter	1	2	3	4	5	6	7	8	9	AB	R	H	RBI	BB	SO	LOB
Joel Youngblood, R (1, 5) OBP: 0.347, SLG: 0.389	F9		5-3		P6			F7		4	0	0	0	0	0	0
Bill Almon, R (1, 4) OBP: 0.276, SLG: 0.321	F9		3-1			BB, 1B		1B, 1B		4	2	2	0	0	0	0
Lee Mazzilli, S (1, 8) OBP: 0.374, SLG: 0.459	1-3			BBBB, S, BB		BBBB, 1B, 1-2, G3-6, BB		F6		2	1	0	0	2	0	1
Claudell Washington, L (1, 9) OBP: 0.342, SLG: 0.491		F8		F5, 1-2		G3-6, 1-3, 2-H, 1B		1B, 1-2, 1B		4	0	2	1	0	0	1
Steve Henderson, R (1, 7) OBP: 0.369, SLG: 0.423		1B, FC4-6, 1B		SSS, K		G3-6, 1-2f, 3-H		1-2, 2-H, 1B		4	1	2	1	0	1	2
Mike Jorgensen, L (1, 3) OBP: 0.354, SLG: 0.377		FC4-6, 1-3, 1B		BBB, BB		4-3		SSS, K		3	0	1	0	1	1	2
Alex Trevino, R (1, 2) OBP: 0.299, SLG: 0.290		FC4-6, 1-2f, 3-H		5-3			F8			3	0	0	1	0	0	3
Mario Ramirez, R (1, 6) OBP: 0.273, SLG: 0.200		F9			6-3		F8			3	0	0	0	0	0	1
Ray Burris, R (1, 1) OBP: 0.105, SLG: 0.105			SSS, K		SSS, K		F8			2	0	0	0	0	2	0
Dan Norman, R (7, PH) OBP: 0.192, SLG: 0.229										1	0	0	0	0	0	0
Neil Allen, R (8, 1) OBP: 0.143, SLG: 0.143										0	0	0	0	0	0	0
Inning Stats	R: 0 E: 0 K: 0 S: 3 H: 0 LOB: 0 BB: 0 P: 3	R: 1 E: 0 K: 0 S: 5 H: 2 LOB: 1 BB: 0 P: 5	R: 0 E: 0 K: 1 S: 5 H: 0 LOB: 0 BB: 0 P: 5	R: 0 E: 0 K: 1 S: 5 H: 0 LOB: 2 BB: 2 P: 13	R: 0 E: 0 K: 1 S: 5 H: 0 LOB: 0 BB: 0 P: 5	R: 2 E: 0 K: 0 S: 4 H: 2 LOB: 0 BB: 1 P: 8	R: 0 E: 0 K: 0 S: 3 H: 0 LOB: 0 BB: 0 P: 3	R: 1 E: 0 K: 1 S: 8 H: 3 LOB: 2 BB: 0 P: 8		1B: 7 2B: 0 3B: 0 HR: 0 SF: 0 SAC: 0 DP: 1 HBP: 0						

PITCHER		IP	WLS	BF	H	R	ER	SO	BB	IBB	HBP	BLK	WP	HR	S	P	ERA	WHIP
Bob Welch, R ERA: 3.51	(1, 1)	6.0	L	24	4	3	3	3	3	0	0	0	0	0	27	39	4.50	1.167
Joe Beckwith, R ERA: 1.84	(7, 1)	2.0		9	3	1	1	1	0	0	0	0	0	0	11	11	4.50	1.500

PITCHER	IP	WLS	BF	H	R	ER	SO	BB	IBB	HBP	BLK	WP	HR	S	P	ERA	WHIP

BOTTOM

Los Angeles Dodgers @ New York Mets

Shea Stadium, Flushing, NY

Fri Aug 22 1980, 7:05 PM EDT

Att. 21,936 - Unknown

livebaseballscorecards.com

AB	30
R	4
H	7
RBI	3
BB	3
SO	4
LOB	10

Los Angeles Dodgers @ New York Mets

Shea Stadium, Flushing, NY

Sat Aug 23 1980, 3:33 AM EDT

Att. 32,440 - Unknown

TOP

livebaseballscorecards.com

Batter	1	2	3	4	5	6	7	8	9	AB	R	H	RBI	BB	SO	LOB
Derrel Thomas, S (1, 4) OBP: 0.295, SLG: 0.314	K			4-3		4-3		G3	1-H 2B	5	0	1	1	0	1	0
Jay Johnstone, L (1, 9) OBP: 0.387, SLG: 0.408	K			1B 1B		1B 2B		FC6-4 BB	F5	4	2	2	0	1	1	1
Dusty Baker Jr., R (1, 7) OBP: 0.340, SLG: 0.525	CS 1B			1-2 1B		K		FC6-4 1-2f 1B 2B		4	1	2	0	0	1	2
Steve Garvey, R (1, 3) OBP: 0.347, SLG: 0.486	CS 1-2	K2-3		1-3 2-H 1B		1B IBB		2B 1-3 1B		3	0	2	1	1	1	0
Ron Cey, R (1, 5) OBP: 0.342, SLG: 0.430		5-3		L5		1-2 2-H 1B		1-3 2B		4	0	2	2	0	0	2
Rick Monday, L (1, 8) OBP: 0.364, SLG: 0.425		K		4-3		F7		K		4	0	0	0	0	2	6
Don Stanhouse, R (8, 1)										0	0	0	0	0	0	0
Steve Howe, L (9, 1) OBP: 0.111, SLG: 0.111										0	0	0	0	0	0	0
Bill Russell, R (1, 6) OBP: 0.299, SLG: 0.348			K		G6-4-3 1B		5-3		5-3	4	0	1	0	0	1	0
Steve Yeager, R (1, 2) OBP: 0.286, SLG: 0.290			K		G6-4-3 1-2f		5-3		K	4	0	0	0	0	2	1
Dave Goltz, R (1, 1) OBP: 0.225, SLG: 0.114			K		G3		K		2B 1B	3	0	0	0	0	2	0
Rudy Law, L (8, 8) OBP: 0.316, SLG: 0.302										1	1	1	0	0	0	0

	AB	36
	R	4
	H	11
	RBI	4
	BB	2
	SO	11
	LOB	12

Inning Stats																																
	R: 0	H: 1		R: 0	H: 0		R: 0	H: 0		R: 1	H: 3		R: 0	H: 1		R: 1	H: 2		R: 0	H: 0		R: 1	H: 2		R: 1	H: 2		1B: 8	SF: 0		WP: 0	PA: 39	
	E: 0	LOB: 0		E: 0	LOB: 0		E: 0	LOB: 0		E: 0	LOB: 2		E: 0	LOB: 0		E: 0	LOB: 2		E: 0	LOB: 0		E: 0	LOB: 1		E: 0	LOB: 1		2B: 3	SAC: 0		PB: 0		
	K: 2	BB: 0		K: 2	BB: 0		K: 3	BB: 0		K: 0	BB: 0		K: 0	BB: 0		K: 1	BB: 1		K: 1	BB: 0		K: 1	BB: 0		K: 1	BB: 0		3B: 0	DP: 1		SB: 0		
	S: 7	P: 7		S: 7	P: 7		S: 9	P: 9		S: 6	P: 6		S: 3	P: 3		S: 7	P: 11		S: 5	P: 5		S: 7	P: 11		S: 7	P: 7		HR: 0	HBP: 0		CS: 1		

PITCHER		IP	WLS	BF	H	R	ER	SO	BB	IBB	HBP	BLK	WP	HR	S	P	ERA	WHIP
Roy Lee Jackson, R ERA: 4.57	(1, 1)	5.2		23	7	2	2	8	0	1	0	0	0	0	38	42	3.18	1.235
Tom Hausman, R ERA: 3.31	(6, 1)	2.0	L	9	2	1	1	1	1	0	0	0	0	0	10	14	4.50	1.500
Jeff Reardon, R ERA: 2.7	(8, 1)	0.1		1	0	0	0	1	0	0	0	0	0	0	3	3	0.00	0.000
Dyar Miller, R ERA: 1.96	(9, 1)	1.0		5	2	1	1	1	0	0	0	0	0	0	7	7	9.00	2.000

PITCHER		IP	WLS	BF	H	R	ER	SO	BB	IBB	HBP	BLK	WP	HR	S	P	ERA	WHIP

Batter	1	2	3	4	5	6	7	8	9	AB	R	H	RBI	BB	SO	LOB
Joel Youngblood, R (1, 4) OBP: 0.344, SLG: 0.385	5-3			5-3		K		G6-4-3 1-2f		4	0	0	0	0	1	1
Jose Moreno, S (1, 5) OBP: 0.207, SLG: 0.393	6-3			4-3		G4-6-3 1B		F8		4	0	1	0	0	0	0
Lee Mazzilli, S (1, 8) OBP: 0.373, SLG: 0.457	K			1B S 1B		G4-6-3 1-2f			4-3	4	0	1	0	0	1	1
Claudell Washington, L (1, 9) OBP: 0.344, SLG: 0.489		K		FC4-6 1-3 1B			K		BB	3	0	1	0	1	2	0
Steve Henderson, R (1, 7) OBP: 0.370, SLG: 0.421		6-3		FC4-6 1-2f			2B BB		1-2 BB	2	1	0	0	2	0	2
Mike Jorgensen, L (1, 3) OBP: 0.353, SLG: 0.380 Elliott Maddox, R (9, PH) OBP: 0.342, SLG: 0.341		F7			K		1-H 1B 2B		K	3 1	1 0	1 0	1 0	0 0	1 1	0 2
Alex Trevino, R (1, 2) OBP: 0.298, SLG: 0.290			5-3		1-3		2-H G2-6-3 1B		P6	4	0	1	1	0	0	2
Mario Ramirez, R (1, 6) OBP: 0.286, SLG: 0.231			F8		1B		G2-6-3 1-2f			3	0	1	0	0	0	1
Roy Lee Jackson, R (1, 1) OBP: 0.143, SLG: 0.286 Tom Hausman, R (6, 1) OBP: 0.063, SLG: 0.063 Jeff Reardon, R (8, 1) Jerry Morales, R (8, PH) OBP: 0.309, SLG: 0.374 Dyar Miller, R (9, 1)			K		5-3			G6-4-3 1B		2 0 0 1 0	0 0 0 0 0	0 0 0 1 0	0 0 0 0 0	0 0 0 0 0	1 0 0 0 0	1 0 0 0 0
Inning Stats	R: 0 E: 0 K: 1 S: 5 H: 0 LOB: 0 BB: 0 P: 5	R: 0 E: 0 K: 1 S: 5 H: 0 LOB: 0 BB: 0 P: 5	R: 0 E: 0 K: 1 S: 5 H: 0 LOB: 0 BB: 0 P: 5	R: 0 E: 0 K: 0 S: 5 H: 2 LOB: 2 BB: 0 P: 5	R: 0 E: 0 K: 1 S: 6 H: 1 LOB: 1 BB: 0 P: 6	R: 0 E: 0 K: 1 S: 5 H: 1 LOB: 0 BB: 0 P: 5	R: 2 E: 0 K: 1 S: 6 H: 2 LOB: 0 BB: 1 P: 10	R: 0 E: 0 K: 0 S: 3 H: 1 LOB: 0 BB: 0 P: 3	R: 0 E: 0 K: 1 S: 5 H: 0 LOB: 2 BB: 2 P: 13	1B: 6 2B: 1 3B: 0 HR: 0	SF: 0 SAC: 0 DP: 3 HBP: 0						

PITCHER	IP	WLS	BF	H	R	ER	SO	BB	IBB	HBP	BLK	WP	HR	S	P	ERA	WHIP
Dave Goltz, R (1, 1) ERA: 4.69	7.0	W	26	6	2	2	6	1	0	0	0	0	0	37	41	2.57	1.000
Don Stanhouse, R (8, 1) ERA: 7.24	1.1		6	1	0	0	0	2	0	0	0	0	0	4	12	0.00	2.250
Steve Howe, L (9, 1) ERA: 1.84	0.2	S	2	0	0	0	1	0	0	0	0	0	0	4	4	0.00	0.000

PITCHER	IP	WLS	BF	H	R	ER	SO	BB	IBB	HBP	BLK	WP	HR	S	P	ERA	WHIP

BOTTOM

Los Angeles Dodgers @ New York Mets

Shea Stadium, Flushing, NY

Sat Aug 23 1980, 3:33 AM EDT

Att. 32,440 - Unknown

livebaseballscorecards.com

AB	31
R	2
H	7
RBI	2
BB	3
SO	7
LOB	10

WP: 0 PB: 0 SB: 1 CS: 0 PA: 34

Batter	1	2	3	4	5	6	7	8	9	AB	R	H	RBI	BB	SO	LOB
Derrel Thomas, S (1, 4) OBP: 0.308, SLG: 0.326	S S S 0-3 ① K2-3	B B B B 4-0 BB		x 0-0 1-3 2-H 2B		B B B 4-0 1-2 2-3 BB		x 0-0 1B 1B		3	0	2	1	2	1	0
Jay Johnstone, L (1, 9) OBP: 0.381, SLG: 0.400 Rudy Law, L (8, PR) OBP: 0.316, SLG: 0.302 (8, 8)	x 0-0 ② 4-3	x 0-0 ③ P3		x 0-0 ③ 1-3		x 0-0 ③ F9		x 0-0 1-3 1B		5 0	0 0	1 0	0 0	0 0	0 0	7 0
Dusty Baker Jr., R (1, 7) OBP: 0.340, SLG: 0.531	x 0-0 HR	x 0-0 CS 1B		x 0-0 ① 5-3		x 0-0 ① 6-3		x 0-0 ③ P6		5	1	2	1	0	0	2
Steve Garvey, R (1, 3) OBP: 0.348, SLG: 0.485	x 0-0 1B	x 0-0 ① ② 5-3 1-2		x 0-0 ② 4-3		x 0-0 S 1B			x 0-0 ① G3	5	0	2	0	0	0	1
Ron Cey, R (1, 5) OBP: 0.340, SLG: 0.426	x 0-0 ③ F8	x 0-0 ③ F8		S S S 0-3 ③ K		x 0-0 ② F2 1-2			B B B B 4-0 BB	4	0	0	0	1	1	2
Rick Monday, L (1, 8) (8, 9) OBP: 0.380, SLG: 0.457		x 0-0 HR		x 0-0 1B 2B 1B		x 0-0 ① L7		4-0 IBB	B B B B 4-0 1-2 BB	3	2	2	1	2	0	0
Bill Russell, R (1, 6) OBP: 0.300, SLG: 0.351		x 0-0 2B		x 0-0 ① F8		x 0-0 BB BB 1B		x 0-0 ③ F8	x 0-0 ② F8	5	0	2	0	0	0	5
Steve Yeager, R (1, 2) OBP: 0.280, SLG: 0.283		x 0-0 ① 6-3		x 0-0 ② F9		x 0-0 ② L6		S S S 0-3 ① K	x 0-0 ③ L8	5	0	0	0	0	1	5
Burt Hooton, R (1, 1) OBP: 0.113, SLG: 0.120 Steve Howe, L (8, 1) OBP: 0.111, SLG: 0.111	S S S 0-3 ② K	x 0-0 2B 1-2 1B		B B B 4-0 BB 1-2 BB		S S S 0-3 ② K			3 0	0 0	1 0	0 0	1 0	2 0	1 0	0 0
Inning Stats	R: 1 E: 0 K: 1 S: 7 H: 2 LOB: 1 BB: 0 P: 7	R: 1 E: 0 K: 1 S: 7 H: 2 LOB: 2 BB: 1 P: 11	R: 0 E: 0 K: 0 S: 3 H: 1 LOB: 0 BB: 0 P: 3	R: 1 E: 0 K: 0 S: 6 H: 3 LOB: 2 BB: 0 P: 6	R: 0 E: 0 K: 1 S: 5 H: 0 LOB: 0 BB: 0 P: 5	R: 0 E: 0 K: 0 S: 4 H: 1 LOB: 3 BB: 2 P: 12	R: 0 E: 0 K: 0 S: 4 H: 1 LOB: 2 BB: 1 P: 8	R: 0 E: 0 K: 2 S: 9 H: 2 LOB: 2 BB: 0 P: 9	R: 0 E: 0 K: 0 S: 3 H: 0 LOB: 2 BB: 2 P: 11	1B: 8 2B: 2 3B: 0 HR: 2	SF: 0 SAC: 0 DP: 0 HBP: 0						

Los Angeles Dodgers @ New York Mets

Shea Stadium, Flushing, NY

Sun Aug 24 1980, 3:33 AM EDT

Att. 24,956 - Unknown

TOP

livebaseballscorecards.com

AB	38
R	3
H	12
RBI	3
BB	6
SO	5
LOB	23

WP: 0 PB: 0 SB: 1 CS: 1 PA: 44

PITCHER		IP	WLS	BF	H	R	ER	SO	BB	IBB	HBP	BLK	WP	HR	S	P	ERA	WHIP
Pat Zachry, R ERA: 2.92	(1, 1)	3.2	L	19	8	3	3	2	1	0	0	0	0	2	22	26	7.36	2.455
John Pacella, R ERA: 4.78	(4, 1)	2.0		9	1	0	0	1	2	0	0	0	0	0	9	17	0.00	1.500
Tom Hausman, R ERA: 3.3	(6, 1)	0.1		1	0	0	0	0	0	0	0	0	0	0	1	1	0.00	0.000
Dyar Miller, R ERA: 1.88	(7, 1)	1.0		5	1	0	0	0	0	1	0	0	0	0	4	8	0.00	1.000
Jeff Reardon, R ERA: 2.63	(8, 1)	2.0		10	2	0	0	2	2	0	0	0	0	0	12	20	0.00	2.000

PITCHER	IP	WLS	BF	H	R	ER	SO	BB	IBB	HBP	BLK	WP	HR	S	P	ERA	WHIP

Batter	1	2	3	4	5	6	7	8	9	AB	R	H	RBI	BB	SO	LOB
Joel Youngblood, R (1, 4) OBP: 0.343, SLG: 0.384	K		5-3			3-1 1B 1-3 1B		F8		4	1	1	0	0	1	0
Jose Moreno, S (1, 5) OBP: 0.182, SLG: 0.355	L7			F7		SF7 3-H		1-3		3	0	0	1	0	0	0
Lee Mazzilli, S (1, 8) OBP: 0.374, SLG: 0.455	BB			1-3		3-1 1-2		BB		2	0	0	0	2	0	1
Claudell Washington, L (1, 9) OBP: 0.343, SLG: 0.486	K			4-3		FC6-4 1B 2-H		K		4	0	1	1	0	2	2
Steve Henderson, R (1, 7) OBP: 0.369, SLG: 0.419		F9			F8	FC6-4 1-2f			G6-3 1B	4	0	1	0	0	0	1
Mike Jorgensen, L (1, 3) OBP: 0.353, SLG: 0.377		4-3			1-3 WP BB		F7		P4	2	0	0	0	1	0	0
Frank Taveras, R (9, PH) OBP: 0.317, SLG: 0.334										1	0	0	0	0	0	1
Alex Trevino, R (1, 2) OBP: 0.293, SLG: 0.284		K			1-3 1-3		L8		G6-3 1-2f	4	0	0	0	0	1	2
Mario Ramirez, R (1, 6) OBP: 0.294, SLG: 0.250			4-3		1-6-3		1B			3	0	1	0	0	0	1
Pat Zachry, R (1, 1) OBP: 0.075, SLG: 0.053										1	0	0	0	0	0	0
John Pacella, R (4, 1) OBP: 0.111, SLG: 0.167										0	0	0	0	0	0	0
Tom Hausman, R (6, 1) OBP: 0.063, SLG: 0.063										0	0	0	0	0	0	0
Elliott Maddox, R (6, PH) OBP: 0.344, SLG: 0.341										0	0	0	0	1	0	0
Roy Lee Jackson, R (6, PR) OBP: 0.143, SLG: 0.286										0	1	0	0	0	0	0
Dyar Miller, R (7, 1)										0	0	0	0	0	0	0
Jerry Morales, R (7, PH) OBP: 0.307, SLG: 0.372										1	0	0	0	0	0	1
Jeff Reardon, R (8, 1)		4-3				1B SF7 BB	P2			0	0	0	0	0	0	0
Inning Stats	R: 0 E: 0 K: 2 S: 7 H: 0 LOB: 1 BB: 1 P: 11	R: 0 E: 0 K: 1 S: 5 H: 0 LOB: 0 BB: 0 P: 5	R: 0 E: 0 K: 0 S: 3 H: 0 LOB: 0 BB: 0 P: 3	R: 0 E: 0 K: 0 S: 3 H: 0 LOB: 0 BB: 0 P: 3	R: 0 E: 0 K: 0 S: 3 H: 0 LOB: 1 BB: 1 P: 7	R: 2 E: 0 K: 0 S: 5 H: 2 LOB: 1 BB: 1 P: 9	R: 0 E: 0 K: 0 S: 4 H: 1 LOB: 1 BB: 0 P: 4	R: 0 E: 0 K: 1 S: 5 H: 0 LOB: 1 BB: 1 P: 9	R: 0 E: 0 K: 0 S: 3 H: 1 LOB: 0 BB: 0 P: 3	1B: 4 2B: 0 3B: 0 HR: 0	SF: 1 SAC: 0 DP: 1 HBP: 0			WP: 1 PB: 0 SB: 0 CS: 0	PA: 34		

PITCHER		IP	WLS	BF	H	R	ER	SO	BB	IBB	HBP	BLK	WP	HR	S	P	ERA	WHIP
Burt Hooton, R ERA: 3.26	(1, 1)	7.2	W	30	3	2	2	3	4	0	0	0	1	0	32	48	2.35	0.913
Steve Howe, L ERA: 1.8	(8, 1)	1.1	S	4	1	0	0	1	0	0	0	0	0	0	6	6	0.00	0.750

PITCHER	IP	WLS	BF	H	R	ER	SO	BB	IBB	HBP	BLK	WP	HR	S	P	ERA	WHIP

BOTTOM

Los Angeles Dodgers @ New York Mets

Shea Stadium, Flushing, NY

Sun Aug 24 1980, 3:33 AM EDT

Att. 24,956 - Unknown

livebaseballscorecards.com

AB	29
R	2
H	4
RBI	2
BB	4
SO	4
LOB	9

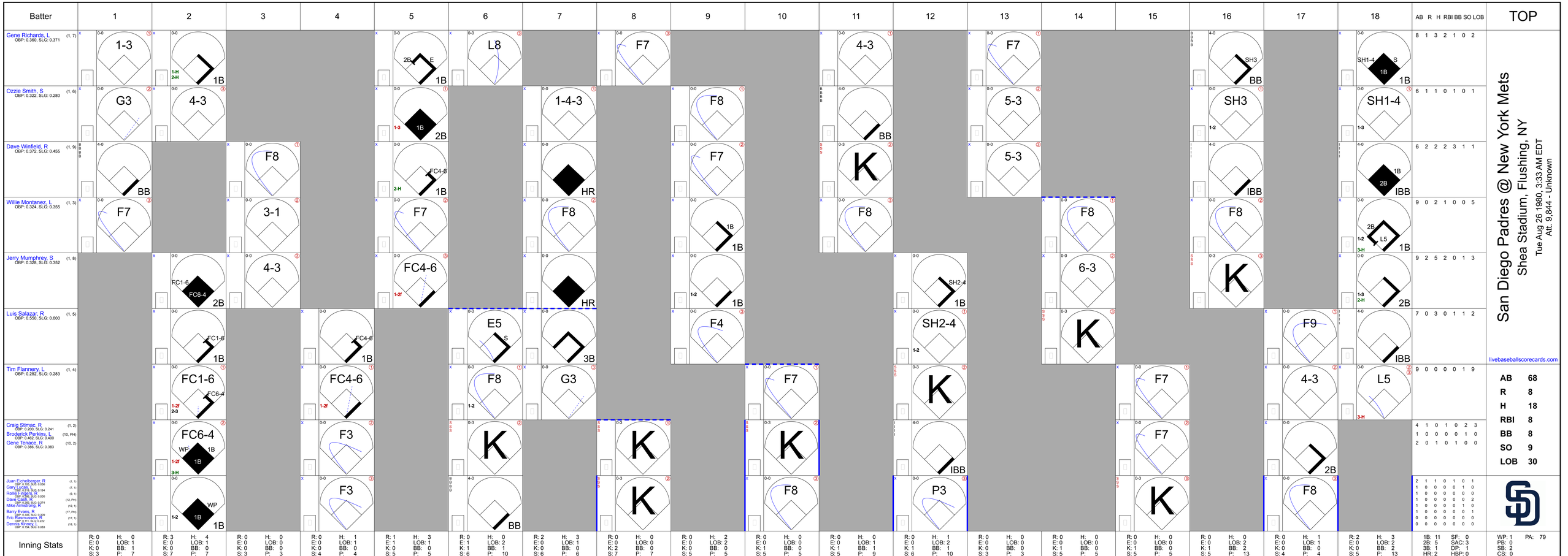
Batter
1
2
3
4
5
6
7
8
9
10
11
12
13
14
15
16
17
18
AB R H RBI BB SO LOB
TOP
Gene Richards, L (1, 7) OBP: 0.360, SLG: 0.371
1-3
L8
F7
4-3
8 1 3 2 1 0 2
Ozzie Smith, S (1, 6) OBP: 0.322, SLG: 0.280
G3
4-3
1-4-3
F8
5-3
SH3
SH1-4
6 1 1 0 1 0 1
Dave Winfield, R (1, 9) OBP: 0.372, SLG: 0.455
BB
F8
FC4-6
HR
F7
K
IBB
6 2 2 2 3 1 1
Willie Montanez, L (1, 3) OBP: 0.324, SLG: 0.355
F7
3-1
F7
F8
1B
F8
F8
9 0 2 1 0 0 5
Jerry Mumphrey, S (1, 8) OBP: 0.328, SLG: 0.352
4-3
FC4-6
HR
SH2-4
6-3
K
9 2 5 2 0 1 3
Luis Salazar, R (1, 5) OBP: 0.560, SLG: 0.600
FC1-6
FC4-6
E5
S
HR
F4
SH2-4
K
F9
7 0 3 0 1 1 2
Tim Flannery, L (1, 4) OBP: 0.282, SLG: 0.283
FC1-6
FC4-6
F8
G3
F7
K
F7
4-3
L5
9 0 0 0 0 1 9
Craig Stimac, R (1, 2) OBP: 0.200, SLG: 0.241
Broderick Perkins, I (10, PH) OBP: 0.462, SLG: 0.400
Gene Tenace, R (10, 2) OBP: 0.386, SLG: 0.383
FC6-4
F3
K
K
K
F7
F7
2B
4 1 0 1 0 2 3
1 0 0 0 0 1 0
2 0 1 0 1 0 0
Juan Eichelberger, R (1, 1) OBP: 0.105, SLG: 0.094
Gary Lucas, L (7, 1) OBP: 0.219, SLG: 0.194
Rafael Landestoy, R (9, 1) OBP: 0.286, SLG: 0.500
Dave Cash, R (12, PH) OBP: 0.280, SLG: 0.274
Mike Armstrong, R (12, 1) OBP: 0.000, SLG: 0.000
Barry Evans, R (17, PH) OBP: 0.333, SLG: 0.529
Eric Rasmussen, R (17, 1) OBP: 0.111, SLG: 0.222
Dennis Kinney, L (18, 1) OBP: 0.154, SLG: 0.083
F3
F3
BB
F8
P3
F8
2 1 1 0 1 0 1
1 0 0 0 0 1 0
1 0 0 0 0 0 0
1 0 0 0 0 0 0
1 0 0 0 0 1 0
1 0 0 0 0 0 1
0 0 0 0 0 0 0
0 0 0 0 0 0 0
livebaseballscorecards.com
San Diego Padres @ New York Mets
Shea Stadium, Flushing, NY
Tue Aug 26 1980, 3:33 AM EDT
Att. 9,844 - Unknown
AB 68
R 8
H 18
RBI 8
BB 8
SO 9
LOB 30
Inning Stats
1: R: 0 E: 0 K: 0 S: 3 | H: 0 LOB: 1 BB: 1 P: 7
2: R: 3 E: 0 K: 0 S: 7 | H: 4 LOB: 1 BB: 0 P: 7
3: R: 0 E: 0 K: 0 S: 3 | H: 0 LOB: 0 BB: 0 P: 3
4: R: 0 E: 0 K: 0 S: 4 | H: 1 LOB: 1 BB: 0 P: 4
5: R: 1 E: 1 K: 0 S: 5 | H: 3 LOB: 1 BB: 0 P: 5
6: R: 0 E: 1 K: 1 S: 6 | H: 0 LOB: 2 BB: 1 P: 10
7: R: 2 E: 0 K: 0 S: 6 | H: 3 LOB: 1 BB: 0 P: 6
8: R: 0 E: 0 K: 2 S: 7 | H: 0 LOB: 0 BB: 0 P: 7
9: R: 0 E: 0 K: 0 S: 5 | H: 2 LOB: 2 BB: 0 P: 5
10: R: 0 E: 0 K: 1 S: 5 | H: 0 LOB: 0 BB: 0 P: 5
11: R: 0 E: 0 K: 1 S: 5 | H: 0 LOB: 1 BB: 1 P: 9
12: R: 0 E: 0 K: 1 S: 6 | H: 1 LOB: 2 BB: 1 P: 10
13: R: 0 E: 0 K: 0 S: 3 | H: 0 LOB: 0 BB: 0 P: 3
14: R: 0 E: 0 K: 1 S: 5 | H: 0 LOB: 0 BB: 0 P: 5
15: R: 0 E: 0 K: 1 S: 5 | H: 0 LOB: 0 BB: 0 P: 5
16: R: 0 E: 0 K: 1 S: 5 | H: 0 LOB: 2 BB: 2 P: 13
17: R: 0 E: 0 K: 0 S: 4 | H: 1 LOB: 1 BB: 0 P: 4
18: R: 2 E: 0 K: 0 S: 5 | H: 3 LOB: 2 BB: 2 P: 13
1B: 11 2B: 5 3B: 1 HR: 2
SF: 0 SAC: 3 DP: 1 HBP: 0
WP: 1 PB: 0 SB: 2 CS: 0
PA: 79
PITCHER | IP | WLS | BF | H | R | ER | SO | BB | IBB | HBP | BLK | WP | HR | S | P | ERA | WHIP
Mark Bomback, R (1, 1) ERA: 3.89 | 5.0 | | 23 | 8 | 4 | 4 | 0 | 1 | 0 | 0 | 0 | 1 | 0 | 22 | 26 | 7.20 | 1.800
Tom Hausman, R (6, 1) ERA: 3.41 | 1.2 | | 9 | 2 | 2 | 2 | 1 | 1 | 0 | 0 | 0 | 2 | 10 | 14 | 10.80 | 1.800
Dyar Miller, R (7, 1) ERA: 1.85 | 0.1 | | 2 | 1 | 0 | 0 | 0 | 0 | 0 | 0 | 0 | 0 | 2 | 2 | 0.00 | 3.000
Jeff Reardon, R (8, 1) ERA: 2.56 | 2.0 | | 8 | 2 | 0 | 0 | 2 | 0 | 0 | 0 | 0 | 0 | 12 | 12 | 0.00 | 1.000
Neil Allen, R (10, 1) ERA: 3.32 | 4.0 | | 15 | 1 | 0 | 0 | 3 | 1 | 1 | 0 | 0 | 0 | 19 | 27 | 0.00 | 0.500
PITCHER | IP | WLS | BF | H | R | ER | SO | BB | IBB | HBP | BLK | WP | HR | S | P | ERA | WHIP
Pete Falcone, L (14, 1) ERA: 4.86 | 5.0 | L | 22 | 4 | 2 | 2 | 3 | 1 | 3 | 0 | 0 | 0 | 0 | 24 | 40 | 3.60 | 1.000

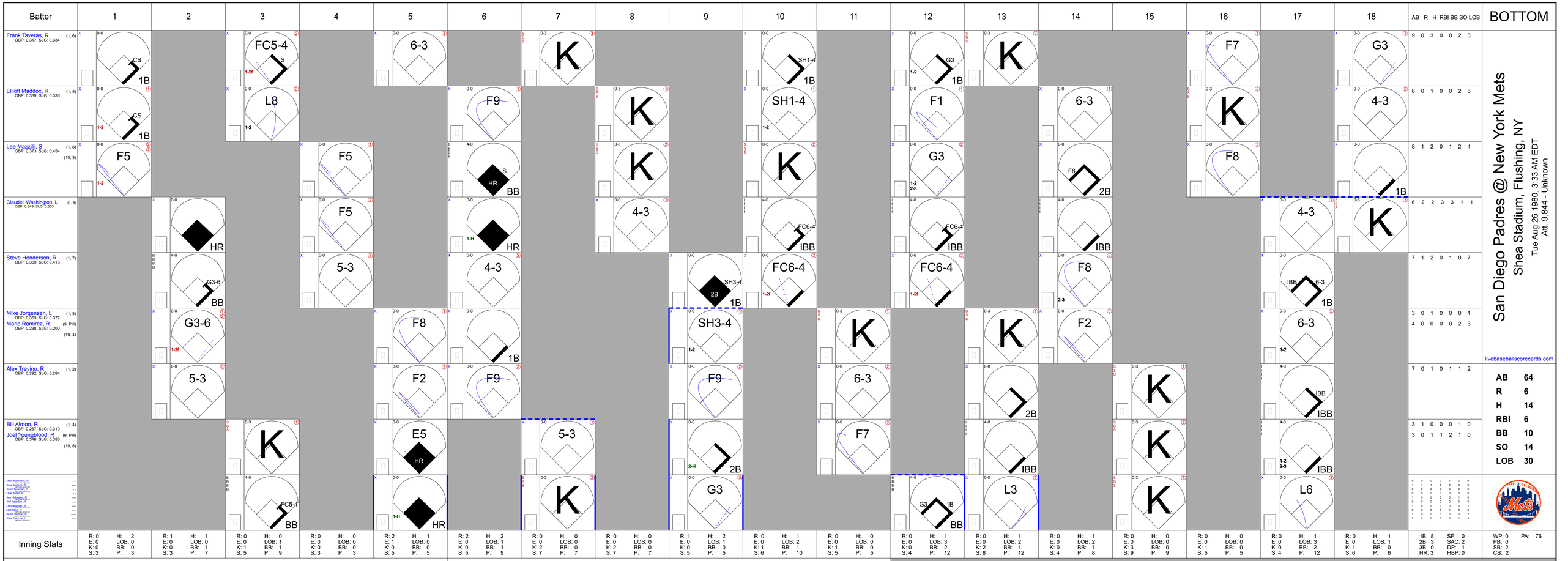

San Diego Padres @ New York Mets

Shea Stadium, Flushing, NY

Tue Aug 26 1980, 3:33 AM EDT
Att. 9,844 - Unknown

livebaseballscorecards.com

Batter	1	2	3	4	5	6	7	8	9	10	11	12	13	14	15	16	17	18	AB	R	H	RBI	BB	SO	LOB
Frank Taveras, R (1, 6) OBP: 0.317, SLG: 0.334	CS 1B		FC5-4 S 1-2f		6-3		K			SH1-4 1B		G3 1-2 1B	K			F7		G3	9	0	3	0	0	2	3
Elliott Maddox, R (1, 5) OBP: 0.339, SLG: 0.336	CS 1-2 1B		L8 1-2			F9		K		SH1-4 1-2		F1		6-3		K		4-3	8	0	1	0	0	2	3
Lee Mazzilli, S (1, 8) OBP: 0.373, SLG: 0.454 (10, 3)	F5 1-2			F5		HR S BB		K		K		G3 1-2 2-3		F8 2B		F8		1B	8	1	2	0	1	2	4
Claudell Washington, L (1, 9) OBP: 0.349, SLG: 0.503		HR		F5		HR 1-H		4-3		FC6-4 IBB		FC6-4 IBB		IBB			4-3	K	6	2	2	3	3	1	1
Steve Henderson, R (1, 7) OBP: 0.369, SLG: 0.416		G3-6 BB		5-3		4-3			SH3-4 2B 1B	FC6-4 1-2f		FC6-4 1-2f		F8 2-3			IBB 6-3 1B		7	1	2	0	1	0	7
Mike Jorgensen, L (1, 3) OBP: 0.353, SLG: 0.377 Mario Ramirez, R (9, PH) OBP: 0.238, SLG: 0.200 (10, 4)		G3-6 1-2f			F8	1B			SH3-4 1-2		K		K	F2			6-3 1-2		3	0	1	0	0	0	1
																			4	0	0	0	0	2	3
Alex Trevino, R (1, 2) OBP: 0.292, SLG: 0.284		5-3			F2	F9			F9		6-3		2B		K		IBB IBB		7	0	1	0	1	1	2
Bill Almon, R (1, 4) OBP: 0.267, SLG: 0.310 Joel Youngblood, R (9, PH) OBP: 0.346, SLG: 0.386 (10, 8)			K		E5 HR		5-3		2B 2-H		F7		IBB		K		IBB 1-2 2-3		3	1	0	0	0	1	0
																			3	0	1	1	2	1	0
Mark Bomback, R (1, 5) Joel Martinez, R (1, 6) Tom Hausman, R (1, 7) Dyar Miller, R (1, 8) Jerry Morales, R (1, 9) Jeff Reardon, R (1, 10) Dan Norman, R (1, 11) Neil Allen, R (1, 12) Butch Benton, R (1, 13) Pete Falcone, L (1, 14)			FC5-4 BB		HR 1-H		K		G3			G3 1B BB	L3		K		L6								
Inning Stats	R: 0 E: 0 K: 0 S: 3	H: 2 LOB: 0 BB: 0 P: 3	R: 1 E: 0 K: 0 S: 3	H: 1 LOB: 0 BB: 1 P: 7	R: 0 E: 0 K: 1 S: 5	H: 0 LOB: 1 BB: 1 P: 9	R: 0 E: 0 K: 0 S: 3	H: 0 LOB: 0 BB: 0 P: 3	R: 2 E: 1 K: 0 S: 5	H: 1 LOB: 0 BB: 0 P: 5	R: 2 E: 0 K: 0 S: 5	H: 2 LOB: 1 BB: 1 P: 9	R: 0 E: 0 K: 2 S: 7	H: 0 LOB: 0 BB: 0 P: 7	R: 0 E: 0 K: 2 S: 7	H: 0 LOB: 0 BB: 0 P: 7	R: 1 E: 0 K: 0 S: 5	H: 2 LOB: 1 BB: 0 P: 5	R: 0 E: 0 K: 1 S: 6	H: 1 LOB: 2 BB: 1 P: 10	R: 0 E: 0 K: 1 S: 5	H: 0 LOB: 0 BB: 0 P: 5	R: 0 E: 0 K: 0 S: 4	H: 1 LOB: 3 BB: 2 P: 12	R: 0 E: 0 K: 2 S: 8	H: 1 LOB: 2 BB: 1 P: 12	R: 0 E: 0 K: 0 S: 4	H: 1 LOB: 2 BB: 1 P: 8	R: 0 E: 0 K: 3 S: 9	H: 0 LOB: 0 BB: 0 P: 9	R: 0 E: 0 K: 1 S: 5	H: 0 LOB: 0 BB: 0 P: 5	R: 0 E: 0 K: 0 S: 4	H: 1 LOB: 3 BB: 2 P: 12	R: 0 E: 0 K: 1 S: 6	H: 1 LOB: 1 BB: 0 P: 6	1B: 8 2B: 3 3B: 0 HR: 3	SF: 0 SAC: 2 DP: 1 HBP: 0	WP: 0 PB: 0 SB: 2 CS: 2	PA: 76

PITCHER		IP	WLS	BF	H	R	ER	SO	BB	IBB	HBP	BLK	WP	HR	S	P	ERA	WHIP
Juan Eichelberger, R ERA: 3.12	(1, 1)	6.0		25	6	5	3	1	3	0	0	0	0	3	24	36	4.50	1.500
Gary Lucas, L ERA: 3.58	(7, 1)	2.0		7	1	1	1	4	0	0	0	0	0	0	15	15	4.50	0.500
Rollie Fingers, R ERA: 2.96	(9, 1)	3.0		12	2	0	0	2	0	1	0	0	0	0	15	19	0.00	0.667
Mike Armstrong, R ERA: 4.26	(12, 1)	5.0		22	3	0	0	6	1	3	0	0	0	0	30	46	0.00	0.800
Eric Rasmussen, R ERA: 4.61	(17, 1)	1.2	W	9	2	0	0	0	0	2	0	0	0	0	7	15	0.00	1.200

PITCHER		IP	WLS	BF	H	R	ER	SO	BB	IBB	HBP	BLK	WP	HR	S	P	ERA	WHIP
Dennis Kinney, L ERA: 3.98	(18, 1)	0.1	S	1	0	0	0	1	0	0	0	0	0	0	3	3	0.00	0.000

AB	64
R	6
H	14
RBI	6
BB	10
SO	14
LOB	30

Batter	1	2	3	4	5	6	7	8	9	AB	R	H	RBI	BB	SO	LOB
Gene Richards, L (1, 7) OBP: 0.360, SLG: 0.376	0-0 ① 2B			0-3 ① K		0-0 ① FC4-6 4-3 S 1-2f	0-3 ② K		0-0 2B	5	0	2	0	0	2	3
Ozzie Smith, S (1, 6) OBP: 0.319, SLG: 0.277	0-3 ② K			0-0 ② 4-3		0-0 ② 4-3 1-3	0-0 ③ G3		0-0 ③ G3	5	0	0	0	0	1	4
Dave Winfield, R (1, 9) OBP: 0.371, SLG: 0.460	0-0 ③ F3			0-0 ③ 6-3		0-0 ③ F3		0-0 HR		4	1	1	1	0	0	1
Broderick Perkins, L (1, 3) OBP: 0.471, SLG: 0.429		0-0 G6-4-3 1B			0-0 ① 6-3		0-0 2B 1B	0-0 ① L7		4	1	2	0	0	0	0
Jerry Mumphrey, S (1, 8) OBP: 0.332, SLG: 0.358		0-0 ① F4			0-0 FC1-6 1B		0-0 1B 1-H SF8 2B	0-0 4-3 S 1B		4	1	3	1	0	0	1
Luis Salazar, R (1, 5) OBP: 0.523, SLG: 0.564	0-0 ② ③ G6-4-3 1-2f				0-0 ② FC1-6 BB 1-2f		0-0 1B 1B 2-3 1B	0-0 ② 4-3 1-3		4	1	1	0	0	0	3
Gene Tenace, R (1, 2) OBP: 0.384, SLG: 0.380			0-0 ① 5-3		B B B 4-0 1-2 BB		0-0 ① SF8 3-H	0-0 ③ F7		2	0	0	1	1	0	1
Tim Flannery, L (1, 4) OBP: 0.284, SLG: 0.285 Willie Montanez, L (7, PH) OBP: 0.326, SLG: 0.357 Dave Cash, R (7, 4) OBP: 0.281, SLG: 0.273			0-0 CS 1B		0-0 ③ F9		0-0 E 1B 1-2 1B		0-0 ① L5	2 1 1	0 0 0	1 1 0	0 0 0	0 0 0	0 0 0	2 0 0
Rick Wise, R (1, 1) OBP: 0.188, SLG: 0.213 Rollie Fingers, R (7, 1) OBP: 0.267, SLG: 0.467			0-0 ② ③ 6-3 1-2			0-0 FC4-6 1B	0-0 E2 1-3 2-H 1B		S S S 0-3 ② K	3 1	0 0	2 0	1 0	0 0	0 1	1 0
Inning Stats	R: 0 E: 0 K: 1 S: 5 H: 1 LOB: 0 BB: 0 P: 5	R: 0 E: 0 K: 0 S: 3 H: 1 LOB: 0 BB: 0 P: 3	R: 0 E: 0 K: 0 S: 3 H: 1 LOB: 0 BB: 0 P: 3	R: 0 E: 0 K: 1 S: 5 H: 0 LOB: 0 BB: 0 P: 5	R: 0 E: 0 K: 0 S: 4 H: 1 LOB: 2 BB: 1 P: 8	R: 0 E: 0 K: 0 S: 4 H: 1 LOB: 1 BB: 0 P: 4	R: 3 E: 1 K: 1 S: 10 H: 5 LOB: 2 BB: 0 P: 10	R: 1 E: 0 K: 0 S: 5 H: 2 LOB: 1 BB: 0 P: 5	R: 0 E: 0 K: 1 S: 6 H: 1 LOB: 1 BB: 0 P: 6	1B: 9 2B: 3 3B: 0 HR: 1	SF: 1 SAC: 0 DP: 1 HBP: 0						

PITCHER		IP	WLS	BF	H	R	ER	SO	BB	IBB	HBP	BLK	WP	HR	S	P	ERA	WHIP
Ray Burris, R ERA: 3.55	(1, 1)	6.1	L	27	10	3	3	2	1	0	0	0	0	0	30	34	4.26	1.737
Roy Lee Jackson, R ERA: 4.5	(7, 1)	0.2		2	0	0	0	1	0	0	0	0	0	0	4	4	0.00	0.000
Dyar Miller, R ERA: 2.05	(8, 1)	2.0		9	3	1	1	1	0	0	0	0	0	1	11	11	4.50	1.500

PITCHER	IP	WLS	BF	H	R	ER	SO	BB	IBB	HBP	BLK	WP	HR	S	P	ERA	WHIP

TOP

San Diego Padres @ New York Mets

Shea Stadium, Flushing, NY

Wed Aug 27 1980, 7:05 PM EDT

Att. 16,612 - Unknown

livebaseballscorecards.com

AB	36
R	4
H	13
RBI	4
BB	1
SO	4
LOB	16

1B: 9	SF: 1
2B: 3	SAC: 0
3B: 0	DP: 1
HR: 1	HBP: 0

WP: 0	PA: 38
PB: 0	
SB: 2	
CS: 1	

BOTTOM

San Diego Padres @ New York Mets

Shea Stadium, Flushing, NY

Wed Aug 27 1980, 7:05 PM EDT

Att. 16,612 - Unknown

livebaseballscorecards.com

Batter	1	2	3	4	5	6	7	8	9	AB	R	H	RBI	BB	SO	LOB
Frank Taveras, R (1, 6) OBP: 0.316, SLG: 0.333	B1-3		K			F8	CS 1B 2-3		5-3 1-2	5	0	1	0	0	1	1
Elliott Maddox, R (1, 5) OBP: 0.337, SLG: 0.334	F8			5-3		BB 1B BLK 1B	1-4-3 1-2		F7	5	1	1	0	0	0	3
Lee Mazzilli, S (1, 8) OBP: 0.376, SLG: 0.456	1B			K		BLK BB 1-2 1B		FC3-6 1B		4	0	3	0	0	1	0
Claudell Washington, L (1, 9) OBP: 0.348, SLG: 0.498	F7			K		BB 1-2 2-3 BLK BB		FC3-6 FC6-4 1B 1-2f		3	0	0	0	1	1	2
Steve Henderson, R (1, 7) OBP: 0.370, SLG: 0.417		CS 1B			4-3	5-3 1-2 2-3 3-H		FC6-4 1-2 1B		4	0	2	0	0	0	2
Mike Jorgensen, L (1, 3) OBP: 0.352, SLG: 0.373		K 1-2			F7	FC5-4 IBB		FC6-4 FC6-4 1-2f 2-3		3	0	0	0	1	1	3
Alex Trevino, R (1, 2) OBP: 0.291, SLG: 0.284		F4			1B 1B	FC5-4 1-2f		FC6-4 1-2f		4	0	1	0	0	0	5
Bill Almon, R (1, 4) OBP: 0.277, SLG: 0.318			L5		1-2 1B		1B PB 1B		6-3	4	0	2	0	0	0	0
Ray Burris, R (1, 1) OBP: 0.100, SLG: 0.100 Roy Lee Jackson, R (7, 1) OBP: 0.143, SLG: 0.286 Jose Moreno, S (7, PH) OBP: 0.200, SLG: 0.455 Dyar Miller, R (8, 1) Joel Youngblood, R (9, PH) OBP: 0.348, SLG: 0.387			K		5-3		K 1-2		5-3	2 0 1 0 1	0 0 0 0 0	0 0 0 0 1	0 0 0 0 0	0 0 0 0 0	1 0 1 0 0	2 0 1 0 0

Inning Stats	1	2	3	4	5	6	7	8	9
	R: 0 E: 0 K: 0 S: 4	R: 0 E: 0 K: 1 S: 5	R: 0 E: 0 K: 2 S: 7	R: 0 E: 0 K: 2 S: 7	R: 0 E: 0 K: 0 S: 5	R: 1 E: 0 K: 0 S: 5	R: 0 E: 0 K: 1 S: 6	R: 0 E: 0 K: 0 S: 5	R: 0 E: 0 K: 0 S: 4
	H: 1 LOB: 1 BB: 0 P: 4	H: 1 LOB: 0 BB: 0 P: 5	H: 0 LOB: 0 BB: 0 P: 7	H: 0 LOB: 0 BB: 0 P: 7	H: 2 LOB: 2 BB: 0 P: 5	H: 2 LOB: 3 BB: 2 P: 13	H: 2 LOB: 1 BB: 0 P: 6	H: 2 LOB: 2 BB: 0 P: 5	H: 1 LOB: 1 BB: 0 P: 4

1B: 11	SF: 0
2B: 0	SAC: 0
3B: 0	DP: 0
HR: 0	HBP: 0

WP: 0	PA: 38
PB: 1	
SB: 0	
CS: 2	

AB	36
R	1
H	11
RBI	0
BB	2
SO	6
LOB	19

PITCHER		IP	WLS	BF	H	R	ER	SO	BB	IBB	HBP	BLK	WP	HR	S	P	ERA	WHIP
Rick Wise, R ERA: 3.37	(1, 1)	6.1	W	28	8	1	1	6	1	1	0	1	0	0	38	46	1.42	1.421
Rollie Fingers, R ERA: 2.87	(7, 1)	2.2	S	10	3	0	0	0	0	0	0	0	0	0	10	10	0.00	1.125

PITCHER	IP	WLS	BF	H	R	ER	SO	BB	IBB	HBP	BLK	WP	HR	S	P	ERA	WHIP

New York Mets @ San Francisco Giants

Candlestick Park, San Francisco, CA

Fri Aug 29 1980, 10:05 PM EDT

Att. 9,269 - Unknown

TOP

livebaseballscorecards.com

Batter	1	2	3	4	5	6	7	8	9	AB	R	H	RBI	BB	SO	LOB
Lee Mazzilli, S (1, 3) OBP: 0.375, SLG: 0.455	K		F3			F4			4-3 S 1B	4	0	1	0	0	1	0
Frank Taveras, R (1, 6) OBP: 0.316, SLG: 0.332	1-3			FC6-4 1B		G2			4-3 1-3	4	0	1	0	0	0	1
Joel Youngblood, R (1, 9) OBP: 0.345, SLG: 0.384	F8			FC6-4 FC3-6 1-2f			K		6-3	4	0	0	0	0	1	2
Claudell Washington, L (1, 7) OBP: 0.345, SLG: 0.493		6-3		FC3-6 1-2f			F8			3	0	0	0	0	0	1
Jerry Morales, R (1, 8) OBP: 0.301, SLG: 0.364		F3		6-3			F6			3	0	0	0	0	0	1
Elliott Maddox, R (1, 5) OBP: 0.340, SLG: 0.337		1B			CS 1B			F9		3	0	2	0	0	0	0
Alex Trevino, R (1, 2) OBP: 0.287, SLG: 0.280		F8			K 1-2			4-3		3	0	0	0	0	1	2
Bill Almon, R (1, 4) OBP: 0.268, SLG: 0.308			1-3		6-3			K		3	0	0	0	0	1	0
Pat Zachry, R (1, 1)			F3			K			K	2	0	0	0	0	1	0
Steve Henderson, R (9, PH) OBP: 0.369, SLG: 0.416										1	0	0	0	0	1	0

	AB	30
	R	0
	H	4
	RBI	0
	BB	0
	SO	6
	LOB	7

Inning Stats										
	R: 0 E: 0 K: 1 S: 5	H: 0 LOB: 0 BB: 0 P: 5	R: 0 E: 0 K: 0 S: 4	H: 1 LOB: 1 BB: 0 P: 4	R: 0 E: 0 K: 0 S: 3	H: 0 LOB: 0 BB: 0 P: 3	R: 0 E: 0 K: 0 S: 4	H: 1 LOB: 1 BB: 0 P: 4	R: 0 E: 0 K: 1 S: 5	H: 1 LOB: 0 BB: 0 P: 5
	R: 0 E: 0 K: 1 S: 5	H: 0 LOB: 0 BB: 0 P: 5	R: 0 E: 0 K: 1 S: 5	H: 0 LOB: 0 BB: 0 P: 5	R: 0 E: 0 K: 1 S: 5	H: 0 LOB: 0 BB: 0 P: 5	R: 0 E: 0 K: 1 S: 6	H: 1 LOB: 1 BB: 0 P: 6	1B: 4 2B: 0 3B: 0 HR: 0	SF: 0 SAC: 0 DP: 0 HBP: 0

WP: 0 PB: 0 SB: 1 CS: 1 PA: 30

PITCHER	IP	WLS	BF	H	R	ER	SO	BB	IBB	HBP	BLK	WP	HR	S	P	ERA	WHIP
Vida Blue, L (1, 1) ERA: 3.02	9.0	W	30	4	0	0	6	0	0	0	0	0	0	42	42	0.00	0.444

PITCHER	IP	WLS	BF	H	R	ER	SO	BB	IBB	HBP	BLK	WP	HR	S	P	ERA	WHIP

Batter	1	2	3	4	5	6	7	8	9	AB	R	H	RBI	BB	SO	LOB
Bill North, S (1, 8) OBP: 0.372, SLG: 0.279	CS 1B		F8			F9		1B 1B BB		3	1	1	0	1	0	0
Larry Herndon, R (1, 9) OBP: 0.276, SLG: 0.382	1-2 BB		1-3			F8		1B 1-3 1B		3	0	1	0	1	0	0
Terry Whitfield, L (1, 7) OBP: 0.333, SLG: 0.386	F8			4-3 BLK BB		BB		1-3 3-H 1B		2	0	1	1	2	0	1
Darrell Evans, L (1, 5) OBP: 0.350, SLG: 0.391	K			K 1-2		F8		F3		4	0	0	0	0	2	5
Milt May, L (1, 2) OBP: 0.314, SLG: 0.403		G3		4-3 2-3			6-3			3	0	0	0	0	0	1
Mike Ivie, R (1, 3) OBP: 0.273, SLG: 0.348		F8		F4			K			3	0	0	0	0	1	1
Rennie Stennett, R (1, 4) OBP: 0.290, SLG: 0.312		1B			F9		F2			3	0	1	0	0	0	0
Johnnie LeMaster, R (1, 6) OBP: 0.254, SLG: 0.316		F2			F3			1-3		3	0	0	0	0	0	1
Vida Blue, S (1, 1) OBP: 0.136, SLG: 0.107			K		F8			G3		3	0	0	0	0	1	0
Inning Stats	R: 0 E: 0 K: 1 S: 5 H: 1 LOB: 1 BB: 1 P: 9	R: 0 E: 0 K: 0 S: 4 H: 1 LOB: 1 BB: 0 P: 4	R: 0 E: 0 K: 1 S: 5 H: 0 LOB: 0 BB: 0 P: 5	R: 0 E: 0 K: 1 S: 5 H: 0 LOB: 1 BB: 1 P: 9	R: 0 E: 0 K: 0 S: 3 H: 0 LOB: 0 BB: 0 P: 3	R: 0 E: 0 K: 0 S: 3 H: 0 LOB: 1 BB: 1 P: 7	R: 0 E: 0 K: 1 S: 5 H: 0 LOB: 0 BB: 0 P: 5	R: 1 E: 0 K: 0 S: 5 H: 2 LOB: 2 BB: 1 P: 9		1B: 4 2B: 0 3B: 0 HR: 0	SF: 0 SAC: 0 DP: 0 HBP: 0					

PITCHER		IP	WLS	BF	H	R	ER	SO	BB	IBB	HBP	BLK	WP	HR	S	P	ERA	WHIP
Pat Zachry, R ERA: 2.82	(1, 1)	8.0	L	31	4	1	1	4	4	0	0	1	0	0	35	51	1.12	1.000

PITCHER	IP	WLS	BF	H	R	ER	SO	BB	IBB	HBP	BLK	WP	HR	S	P	ERA	WHIP

BOTTOM

New York Mets @ San Francisco Giants

Candlestick Park, San Francisco, CA

Fri Aug 29 1980, 10:05 PM EDT

Att. 9,269 - Unknown

livebaseballscorecards.com

AB	27
R	1
H	4
RBI	1
BB	4
SO	4
LOB	9

WP: 0 PA: 31
PB: 0
SB: 0
CS: 1

Batter	1	2	3	4	5	6	7	8	9	AB	R	H	RBI	BB	SO	LOB
Lee Mazzilli, S (1, 8) (8, 3) OBP: 0.377, SLG: 0.456	S S S 0-3 ① K		x 0-0 1-3 2B		B B B B 4-0 1-2 G5-4-3 BB	B B B B 4-0 1B 2B 1-2 2-3 3-H BB		x 0-0 ③ 4-3		3	1	1	1	2	1	0
Frank Taveras, R (1, 6) OBP: 0.315, SLG: 0.331	S S S 0-3 ② K		x 0-0 ① SF8 3-H		x 0-0 ② ③ G5-4-3 1-2f	x 0-0 2B 1B 1-3 2-H 3-H			x 0-0 E6 FC4-6	4	1	1	3	0	1	2
Claudell Washington, L (1, 9) (6, 7) OBP: 0.343, SLG: 0.492	x 0-0 ③ 4-3		x 0-0 ② 5-3			F7 1-H 3-H 2B			x 0-0 ① FC4-6 S 1-2f	5	0	1	2	0	0	2
Steve Henderson, R (1, 7) OBP: 0.370, SLG: 0.420 Jeff Reardon, R (6, 1)	x 0-0 S 1B 1B		S S S 0-3 ③ K			HBP 1B 2B 4-3			S S S 0-3 ② K 1-2	4 1	2 0	2 0	0 0	0 0	1 1	2 1
Mike Jorgensen, L (1, 3) OBP: 0.353, SLG: 0.372 Jerry Morales, R (8, 8) OBP: 0.299, SLG: 0.362	x 0-0 6-3 1-H 1B			x 0-0 ① F8		B B B B 4-0 HBP 1B BB	S S S 0-3 ① K		x 0-0 ③ F2	3 1	1 0	1 0	1 0	1 0	1 0	0 1
Elliott Maddox, R (1, 5) OBP: 0.341, SLG: 0.337 Mario Ramirez, R (8, 5) (9, 4) OBP: 0.238, SLG: 0.200	x 0-0 ① 6-3 1-2			x 0-0 CS 1B		H 1-0 1B BB 1-2 2-3 HBP	x 0-0 ② 6-3			3 0	1 0	1 0	0 0	0 0	0 0	1 0
Alex Trevino, R (1, 2) OBP: 0.287, SLG: 0.280	x 0-0 ② F3			x 0-0 ② ③ 5-3 1-2		x 0-0 BB BB 1B 1-3 2-H 3-H 1B	x 0-0 ③ F8			4	1	1	2	0	0	2
Bill Almon, R (1, 4) (9, 5) OBP: 0.257, SLG: 0.295	S S S 0-3 ③ K				S S S 0-3 ① K	S S S 0-3 ② K		x 0-0 ① F5		4	0	0	0	0	3	3
Roy Lee Jackson, R (1, 1) OBP: 0.200, SLG: 0.333 Dan Norman, R (5, PH) OBP: 0.187, SLG: 0.222 Tom Hausman, R (5, 1) OBP: 0.063, SLG: 0.063 Joel Youngblood, R (6, PH) (6, 9) OBP: 0.345, SLG: 0.383			x 0-0 2B SF8 1B		x 0-0 E5 BB	B B B B 4-0 BB 1B 1-2 BB		x 0-0 ② F6		1 1 0 1	1 0 0 1	1 0 0 1	0 0 0 0	0 0 0 1	0 0 0 0	0 0 0 0
Inning Stats	R: 0 E: 0 K: 2 S: 7 H: 0 LOB: 0 BB: 0 P: 7	R: 1 E: 0 K: 1 S: 7 H: 2 LOB: 1 BB: 0 P: 7	R: 1 E: 0 K: 1 S: 7 H: 2 LOB: 1 BB: 0 P: 7	R: 0 E: 0 K: 0 S: 3 H: 1 LOB: 0 BB: 0 P: 3	R: 0 E: 1 K: 1 S: 5 H: 0 LOB: 1 BB: 1 P: 9	R: 7 E: 0 K: 1 S: 9 H: 4 LOB: 1 BB: 3 P: 22	R: 0 E: 0 K: 1 S: 5 H: 0 LOB: 0 BB: 0 P: 5	R: 0 E: 0 K: 0 S: 3 H: 0 LOB: 0 BB: 0 P: 3	R: 0 E: 1 K: 1 S: 6 H: 0 LOB: 1 BB: 0 P: 6	1B: 6 2B: 3 3B: 0 HR: 0 SF: 1 SAC: 0 DP: 1 HBP: 1						

PITCHER		IP	WLS	BF	H	R	ER	SO	BB	IBB	HBP	BLK	WP	HR	S	P	ERA	WHIP
Allen Ripley, R ERA: 3.62	(1, 1)	5.2	L	27	7	7	7	6	3	0	1	0	0	0	35	48	11.12	1.765
Tom Griffin, R ERA: 3.24	(6, 1)	0.0		2	1	0	0	0	1	0	0	0	0	0	1	5	∞	∞
Gary Lavelle, L ERA: 3.25	(6, 1)	1.1		5	1	2	2	1	0	0	0	0	0	0	7	7	13.50	0.750
John Montefusco, R ERA: 3.85	(8, 1)	1.0		3	0	0	0	0	0	0	0	0	0	0	3	3	0.00	0.000
Al Holland, L ERA: 1.13	(9, 1)	1.0		4	0	0	0	1	0	0	0	0	0	0	6	6	0.00	0.000

PITCHER	IP	WLS	BF	H	R	ER	SO	BB	IBB	HBP	BLK	WP	HR	S	P	ERA	WHIP

TOP

New York Mets @ San Francisco Giants

Candlestick Park, San Francisco, CA

Sat Aug 30 1980, 6:33 AM EDT

Att. 11,270 - Unknown

livebaseballscorecards.com

AB	35
R	9
H	9
RBI	9
BB	4
SO	8
LOB	14

WP: 0 PB: 0 SB: 2 CS: 1 PA: 41

New York Mets @ San Francisco Giants

Candlestick Park, San Francisco, CA

Sat Aug 30 1980, 6:33 AM EDT

Att. 11,270 - Unknown

livebaseballscorecards.com

BOTTOM

Batter	1	2	3	4	5	6	7	8	9	AB	R	H	RBI	BB	SO	LOB
Bill North, S (1, 8) OBP: 0.375, SLG: 0.283	S BLK 5-3 1B		G3 6-3 1B		4-3 ①		BBB 4-0 E 1B 1-2 BB		4-3 ①	3	1	2	0	1	0	0
Rennie Stennett, R (8, 4) OBP: 0.289, SLG: 0.311										1	0	0	0	0	0	0
Joe Pettini, R (1, 4) OBP: 0.293, SLG: 0.293	5-3 ① 1-H		6-3 ① 1-2		5-3 ②		F5 ②		1B SF7 1B	3	0	0	1	0	0	1
Milt May, L (7, PH) (8, 2) OBP: 0.315, SLG: 0.404										2	1	1	0	0	0	2
Terry Whitfield, L (1, 7) OBP: 0.339, SLG: 0.391	E S 1B 1B		G3 ② 2-3		4-3 ③		E7 1-3 2-H 1B		SF7 1-3 1B	5	1	3	1	0	0	1
Darrell Evans, L (1, 5) OBP: 0.351, SLG: 0.399	WP 1-H 1B		SSS K ③			HR	1-3 ③		SF7 ② 1-2 3-H	4	1	2	3	0	1	3
Larry Herndon, R (1, 9) (8, 8) OBP: 0.277, SLG: 0.382	SSS K ② 1-2			G2-5-4 1B 1B		SSS K ①		BB 1B	1-3 ③	5	0	2	0	0	2	2
Mike Ivie, R (1, 3) OBP: 0.273, SLG: 0.346	SSS K ③			G2-5-4 1-2 1B		SSS K ②		SSS K ①		4	0	1	0	0	3	2
Johnnie LeMaster, R (1, 6) OBP: 0.251, SLG: 0.313		F9 ①		G2-5-4 ①② 1-2 2-3f		SSS K ③		SSS K ②		4	0	0	0	0	2	3
Mike Sadek, R (1, 2) OBP: 0.371, SLG: 0.302		1-3 ②		FC4-6 IBB			F3 ①	BBBB 4-0 1-2 BB		2	0	0	0	1	0	0
John Montefusco, R (8, 1) OBP: 0.097, SLG: 0.034										0	0	0	0	0	0	0
Jim Wohlford, R (8, PH) (9, 9) OBP: 0.309, SLG: 0.364										0	0	0	0	1	0	0
Allen Ripley, R (1, 1) OBP: 0.182, SLG: 0.219		5-3 ③		FC4-6 ③ 1-2f			BB 1B 1B	4-3 ③		2	0	0	0	0	0	2
Tom Griffin, R (6, 1) OBP: 0.250, SLG: 0.625										0	0	0	0	0	0	0
Gary Lavelle, S (6, 1)										0	0	0	0	0	0	0
Max Venable, L (7, PH) (8, 9) OBP: 0.313, SLG: 0.290										2	1	1	0	0	0	2
Al Holland, R (9, 1)										0	0	0	0	0	0	0
Inning Stats	R: 2 E: 0 K: 2 S: 10 H: 3 LOB: 1 BB: 0 P: 10		R: 0 E: 0 K: 0 S: 3 H: 0 LOB: 0 BB: 0 P: 3	R: 0 E: 0 K: 1 S: 6 H: 1 LOB: 1 BB: 0 P: 6	R: 0 E: 0 K: 0 S: 4 H: 2 LOB: 2 BB: 1 P: 8	R: 0 E: 0 K: 0 S: 3 H: 0 LOB: 0 BB: 0 P: 3	R: 1 E: 0 K: 3 S: 10 H: 1 LOB: 0 BB: 0 P: 10	R: 1 E: 1 K: 0 S: 5 H: 2 LOB: 2 BB: 1 P: 9	R: 0 E: 0 K: 2 S: 8 H: 1 LOB: 2 BB: 1 P: 12	R: 1 E: 0 K: 0 S: 5 H: 2 LOB: 1 BB: 0 P: 5	1B: 11 2B: 0 3B: 0 HR: 1	SF: 1 SAC: 0 DP: 1 HBP: 0	WP: 1 PB: 0 SB: 2 CS: 0	PA: 41				

PITCHER		IP	WLS	BF	H	R	ER	SO	BB	IBB	HBP	BLK	WP	HR	S	P	ERA	WHIP
Roy Lee Jackson, R ERA: 4.5	(1, 1)	4.0		18	6	2	2	3	0	1	0	1	1	0	23	27	4.50	1.500
Tom Hausman, R ERA: 3.38	(5, 1)	1.0	W	3	0	0	0	0	0	0	0	0	0	0	3	3	0.00	0.000
Jeff Reardon, R ERA: 2.77	(6, 1)	4.0	S	20	6	3	3	5	2	0	0	0	0	1	28	36	6.75	2.000

PITCHER	IP	WLS	BF	H	R	ER	SO	BB	IBB	HBP	BLK	WP	HR	S	P	ERA	WHIP

Batter	1	2	3	4	5	6	7	8	9	AB	R	H	RBI	BB	SO	LOB
Lee Mazzilli, S (1, 8) (8, 3) OBP: 0.375, SLG: 0.452	F7	BB 1-2		F7			F9		F8 2-3	4	0	0	0	1	0	3
Frank Taveras, R (1, 6) OBP: 0.314, SLG: 0.329	4-3	SF7 3-H			F5		BB		FC6-4 1-2f	3	0	0	1	1	0	2
Claudell Washington, L (1, 9) (8, 8) OBP: 0.338, SLG: 0.485 Tom Hausman, R (8, 1) OBP: 0.063, SLG: 0.063	F5	F7			4-3		4-3			4 0	0 0	0 0	0 0	0 0	0 0	3 0
Joel Youngblood, R (1, 5) OBP: 0.349, SLG: 0.386		BB, 1B 1B	CS 1B		1B			F9		4	1	3	0	0	0	0
Mike Jorgensen, L (1, 3) OBP: 0.353, SLG: 0.372 Dan Norman, R (8, PH) (8, 9) OBP: 0.184, SLG: 0.219		BB 1-2 1B	P4 1-2		F8			K		3 1	1 0	1 0	0 0	0 0	0 1	2 0
Steve Henderson, R (1, 7) OBP: 0.369, SLG: 0.416		FC6-4 1-2 2-3 BB	5-3			4-3		6-3		3	1	0	0	1	0	0
Alex Trevino, R (1, 2) OBP: 0.286, SLG: 0.279		FC6-4 1-2 2-H 3-H		F9		F8			F9	4	0	1	2	0	0	0
Bill Almon, R (1, 4) OBP: 0.257, SLG: 0.286		FC6-4 1-2f 2-3		K		4-3			F8 BB	3	1	0	0	1	1	2
Pete Falcone, L (1, 1) OBP: 0.194, SLG: 0.147 Dyar Miller, R (6, 1) Elliott Maddox, R (7, PH) OBP: 0.341, SLG: 0.336 Ed Lynch, R (7, 1) Jerry Morales, R (8, 8) OBP: 0.303, SLG: 0.365		BB 1-3 3-H		BB			6-3		FC6-4 1-2	1 0 1 0 1	0 0 0 0 0	1 0 0 0 0	1 0 0 0 0	1 0 0 0 0	0 0 0 0 0	0 0 0 0 0
Inning Stats	R: 0 E: 0 K: 0 S: 3 / H: 0 LOB: 0 BB: 0 P: 3	R: 4 E: 0 K: 0 S: 7 / H: 4 LOB: 2 BB: 2 P: 15	R: 0 E: 0 K: 0 S: 3 / H: 1 LOB: 0 BB: 0 P: 3	R: 0 E: 0 K: 1 S: 5 / H: 0 LOB: 1 BB: 1 P: 9	R: 0 E: 0 K: 0 S: 4 / H: 1 LOB: 1 BB: 0 P: 4	R: 0 E: 0 K: 0 S: 3 / H: 0 LOB: 0 BB: 0 P: 3	R: 0 E: 0 K: 0 S: 3 / H: 0 LOB: 1 BB: 1 P: 7	R: 0 E: 0 K: 1 S: 5 / H: 0 LOB: 0 BB: 0 P: 5	R: 0 E: 0 K: 0 S: 4 / H: 1 LOB: 2 BB: 1 P: 8	1B: 7 2B: 0 3B: 0 HR: 0	SF: 1 SAC: 0 DP: 0 HBP: 0					

TOP

New York Mets @ San Francisco Giants

Candlestick Park, San Francisco, CA

Sun Aug 31 1980, 6:33 AM EDT

Unknown

livebaseballscorecards.com

AB	32
R	4
H	7
RBI	4
BB	5
SO	2
LOB	12

WP: 0 PB: 0 SB: 0 CS: 1 PA: 38

PITCHER		IP	WLS	BF	H	R	ER	SO	BB	IBB	HBP	BLK	WP	HR	S	P	ERA	WHIP
Alan Hargesheimer, R ERA: 4.47	(1, 1)	1.1		9	4	4	4	0	1	0	0	0	0	0	8	12	27.00	3.750
Tom Griffin, R ERA: 3.07	(2, 1)	3.2		14	2	0	0	1	2	0	0	0	0	0	14	22	0.00	1.091
Gary Lavelle, L ERA: 3.21	(6, 1)	1.0	W	3	0	0	0	0	0	0	0	0	0	0	3	3	0.00	0.000
Al Holland, L ERA: 1.07	(7, 1)	3.0	S	12	1	0	0	1	2	0	0	0	0	0	12	20	0.00	1.000

PITCHER	IP	WLS	BF	H	R	ER	SO	BB	IBB	HBP	BLK	WP	HR	S	P	ERA	WHIP

Batter	1	2	3	4	5	6	7	8	9	AB	R	H	RBI	BB	SO	LOB
Bill North, S (1, 8) OBP: 0.378, SLG: 0.285	F9 SH2-3 1B 1B		6-3		G6-3 1-2f 2-3	1B 1-2 3-H 1B		3B 1-2 BB		4	2	2	1	1	0	2
Darrell Evans, L (1, 5) OBP: 0.350, SLG: 0.397	SH2-3 1-2		F5		4-3	1B 1-3 2-H 1B		K		4	0	1	1	0	1	3
Jim Wohlford, R (1, 7) OBP: 0.308, SLG: 0.356 Al Holland, R (7, 1) OBP: 0.500, SLG: 0.750	F9 2-3		6-3			2B BB F4		1B 1-H 2-H 3B		3 1	1 1	0 1	0 1	1 2	0 0	3 0
Mike Ivie, R (1, 3) OBP: 0.283, SLG: 0.360	1B BB			F4		BB 1B 1-H 2B	2B 2B	1B 4-3 3-H 1B		4	3	3	2	1	0	0
Larry Herndon, R (1, 9) OBP: 0.281, SLG: 0.383	1-3 3-H 1B			BB	K	5-3	4-3 1-3 1B			4	0	2	1	1	1	2
Rennie Stennett, R (1, 4) OBP: 0.291, SLG: 0.313	G3			K		BB 1B BB	2-H 2B	4-3 1-2 3-H		4	1	1	2	1	1	4
Joe Pettini, R (1, 6) OBP: 0.287, SLG: 0.287 Max Venable, L (6, PH) OBP: 0.324, SLG: 0.290 Johnnie LeMaster, R (7, 6) OBP: 0.250, SLG: 0.311		F8		K		1B 1B 1-2 2-3 BB	5-3	G3		2 0 2	0 1 0	0 0 0	0 0 0	0 1 0	1 0 0	1 0 2
Mike Sadek, R (1, 2) OBP: 0.373, SLG: 0.305 Milt May, L (6, PH) OBP: 0.313, SLG: 0.401 (7, 2)		K			G6-3 BB	K	F8			2 2	0 0	1 0	0 0	0 0	1 1	0 4
Alan Hargesheimer, R (1, 1) OBP: 0.353, SLG: 0.333 Tom Griffin, R (2, 1) OBP: 0.222, SLG: 0.556 Chris Bourjos, R (5, PH) Gary Lavelle, S (6, 1) Terry Whitfield, L (6, PH) OBP: 0.344, SLG: 0.396 (7, 7)		F9			G6-3 1-2 BB	1B 1-3 2-H 3-H 1B		BB 3B 1B		0 1 0 0 2	0 0 0 0 2	0 0 0 0 2	0 0 0 0 2	0 0 1 0 0	0 0 0 0 0	0 0 0 0 0
Inning Stats	R: 1 H: 2 E: 0 LOB: 2 K: 0 BB: 1 S: 5 P: 9	R: 0 H: 0 E: 0 LOB: 0 K: 1 BB: 0 S: 5 P: 5	R: 0 H: 0 E: 0 LOB: 0 K: 0 BB: 0 S: 3 P: 3	R: 0 H: 0 E: 0 LOB: 1 K: 2 BB: 1 S: 7 P: 11	R: 0 H: 1 E: 0 LOB: 1 K: 0 BB: 1 S: 3 P: 7	R: 5 H: 4 E: 0 LOB: 2 K: 2 BB: 3 S: 11 P: 23	R: 1 H: 2 E: 0 LOB: 1 K: 0 BB: 0 S: 5 P: 5	R: 4 H: 4 E: 0 LOB: 1 K: 1 BB: 1 S: 9 P: 13		1B: 9 SF: 0 2B: 3 SAC: 1 3B: 1 DP: 1 HR: 0 HBP: 0						

PITCHER		IP	WLS	BF	H	R	ER	SO	BB	IBB	HBP	BLK	WP	HR	S	P	ERA	WHIP
Pete Falcone, L ERA: 5.01	(1, 1)	5.1	L	25	4	5	5	4	6	0	0	0	0	0	27	51	8.44	1.875
Dyar Miller, R ERA: 2.33	(6, 1)	0.2		5	3	1	1	1	0	0	0	0	0	0	7	7	13.50	4.500
Ed Lynch, R ERA: 27.0	(7, 1)	1.1		9	4	4	4	1	1	0	0	0	0	0	10	14	27.00	3.750
Tom Hausman, R ERA: 3.44	(8, 1)	0.2		4	2	1	1	0	0	0	0	0	0	0	4	4	13.50	3.000

PITCHER	IP	WLS	BF	H	R	ER	SO	BB	IBB	HBP	BLK	WP	HR	S	P	ERA	WHIP

BOTTOM

New York Mets @ San Francisco Giants

Candlestick Park, San Francisco, CA

Sun Aug 31 1980, 6:33 AM EDT

Unknown

livebaseballscorecards.com

AB	35
R	11
H	13
RBI	11
BB	7
SO	6
LOB	21

WP: 0 PA: 43
PB: 0
SB: 0
CS: 0

New York Mets @ San Francisco Giants

Candlestick Park, San Francisco, CA

Sun Aug 31 1980, 6:38 AM EDT

Att. 18,640 - Unknown

TOP

livebaseballscorecards.com

Batter	1	2	3	4	5	6	7	8	9	AB	R	H	RBI	BB	SO	LOB
Frank Taveras, R (1, 6) OBP: 0.316, SLG: 0.332	BB 1B		E SF8 1-2 1B		E 1B	K			4-3	5	2	3	0	0	1	1
Elliott Maddox, R (1, 5) OBP: 0.344, SLG: 0.336	B B B B G6-4-3 1-2 BB		E5 CS 1-3 2-H		E6 1B BB 1-3 1-3		1B 1B		B B B B BB	3	1	1	0	2	0	2
Lee Mazzilli, S (1, 3) OBP: 0.374, SLG: 0.449	F8		SF8 1-2 3-H		S S S 1-3 1B 1-2 BB		F7		S S S K	3	0	0	1	1	1	4
Joel Youngblood, R (1, 4) OBP: 0.347, SLG: 0.384	G6-4-3 1-2f		5-3		1-3 1-2 2-3 3-H 1B		F2		F8	5	0	1	1	0	0	4
Claudell Washington, L (1, 9) OBP: 0.343, SLG: 0.487		4-3 S 1B		G6-4-3 S HBP	1-3 1-2 2-3 3-H		1-3 1B			3	0	2	1	0	0	2
Steve Henderson, R (1, 7)		4-3 1-3		S S S G6-4-3 1-2 BB	K		5-3			3	0	0	0	1	1	5
Jerry Morales, R (1, 8) OBP: 0.302, SLG: 0.363		4-3		G6-4-3 1-2f 2-3		F8		CS 1B		4	0	1	0	0	0	3
Butch Benton, R (1, 2) OBP: 0.308, SLG: 0.100 Mike Jorgensen, L (8, PH) OBP: 0.352, SLG: 0.371 Tom Hausman, R (8, 1) OBP: 0.063, SLG: 0.063		F8		S S S K		B B B B FC3-6 BB		S S S K 1-2		2 1 0	0 0 0	0 0 0	0 0 0	1 0 0	1 1 0	2 1 0
Mark Bomback, R (1, 1) OBP: 0.300, SLG: 0.286 Dan Norman, R (5, PH) OBP: 0.182, SLG: 0.216 Dyar Miller, R (5, 1) Alex Trevino, R (8, PH) OBP: 0.285, SLG: 0.278 (8, 2)			1B E 1B		F7	FC3-6 1-2f		S S S K		1 1 1 1	1 0 0 0	1 0 0 0	0 0 0 0	0 0 0 0	0 0 0 1	0 0 1 0

Inning Stats	1	2	3	4	5	6	7	8	9
	R: 0 E: 0 K: 0 S: 3	H: 1 LOB: 1 BB: 1 P: 7	R: 0 E: 0 K: 0 S: 4	H: 1 LOB: 1 BB: 0 P: 4	R: 2 E: 1 K: 0 S: 5	H: 2 LOB: 0 BB: 0 P: 5	R: 0 E: 0 K: 1 S: 4	H: 0 LOB: 1 BB: 1 P: 9	R: 2 E: 1 K: 1 S: 8	H: 2 LOB: 2 BB: 1 P: 12	R: 0 E: 0 K: 1 S: 5	H: 0 LOB: 1 BB: 1 P: 9	R: 0 E: 0 K: 0 S: 5	H: 2 LOB: 2 BB: 0 P: 5	R: 0 E: 0 K: 2 S: 7	H: 1 LOB: 0 BB: 0 P: 7	R: 0 E: 0 K: 1 S: 5	H: 0 LOB: 1 BB: 1 P: 9

	AB	33
	R	4
	H	9
	RBI	3
	BB	5
	SO	6
	LOB	25

	1B: 9	SF: 1
	2B: 0	SAC: 0
	3B: 0	DP: 2
	HR: 0	HBP: 1

	WP: 0	PA: 40
	PB: 0	
	SB: 2	
	CS: 2	

PITCHER		IP	WLS	BF	H	R	ER	SO	BB	IBB	HBP	BLK	WP	HR	S	P	ERA	WHIP
Bob Knepper, L ERA: 4.13	(1, 1)	4.1		21	5	4	1	1	3	0	1	0	0	0	19	32	2.08	1.846
John Montefusco, R ERA: 3.76	(5, 1)	2.1	W	11	3	0	0	2	1	0	0	0	0	0	14	18	0.00	1.714
Greg Minton, R ERA: 2.18	(7, 1)	2.1	S	8	1	0	0	3	1	0	0	0	0	0	13	17	0.00	0.857

PITCHER		IP	WLS	BF	H	R	ER	SO	BB	IBB	HBP	BLK	WP	HR	S	P	ERA	WHIP

Batter	1	2	3	4	5	6	7	8	9	AB	R	H	RBI	BB	SO	LOB
Larry Herndon, R (1, 8) OBP: 0.283, SLG: 0.388	1-3	F9 2-3		3B 3-H		SH1-4 BLK 1B 1B	K			5	1	2	1	0	1	3
Max Venable, L (1, 9) OBP: 0.333, SLG: 0.292	BB 4-3	K 1-2 3-H		1B 1B		SH1-4 1-3		K		3	0	1	0	1	2	1
Terry Whitfield, L (1, 7) OBP: 0.353, SLG: 0.405	4-3 1-2		1B PB FC5-4 1B	1-2 1B		1B 3-H 1B		2B E 1B		5	2	4	1	0	0	1
Darrell Evans, L (1, 5) OBP: 0.352, SLG: 0.400	BB		FC5-4 1-3 1B	F4		K	K	E FC4-6 1-3 2B		4	1	2	0	1	1	3
Mike Ivie, R (1, 3) OBP: 0.285, SLG: 0.358	F3		FC5-4 FC6-4 1-2f 3-H		F9	FC3-6 1-2 1B		FC4-6 E 3B IBB		4	1	1	1	1	0	3
Milt May, L (1, 2) OBP: 0.312, SLG: 0.396		G3	FC6-4 1-2f		BB 1B	FC3-6 1-2f		E6 FC4-6 1-2 2-3 3-H		3	0	0	0	1	0	3
Greg Minton, S (7, 1) OBP: 0.250, SLG: 0.143										1	0	0	1	0	0	2
Rennie Stennett, R (1, 4) OBP: 0.292, SLG: 0.315		1B E 1B	F9		F9		SH2-4 1B	FC4-6 1-2f 2-3 3-H 3B		5	2	2	1	0	0	4
Joe Pettini, R (1, 6) OBP: 0.314, SLG: 0.337	F9 E S 1-3 1B			E S 3B 1B		1-2 1B		1-H 3-H 3B		4	2	4	2	0	0	0
Bob Knepper, L (1, 1) OBP: 0.179, SLG: 0.206	E4 S 1-2 3-H			K 1-3		F8	F8	4-3		2	0	0	1	0	1	2
John Montefusco, R (5, 1) OBP: 0.094, SLG: 0.033										1	0	0	0	0	0	2
Mike Sadek, R (7, 2) OBP: 0.368, SLG: 0.300										2	0	0	0	0	0	2
Inning Stats	R: 0 E: 0 K: 0 S: 3 H: 0 LOB: 2 BB: 2 P: 11	R: 2 E: 1 K: 1 S: 8 H: 2 LOB: 1 BB: 0 P: 8	R: 1 E: 0 K: 0 S: 5 H: 2 LOB: 0 BB: 0 P: 5	R: 1 E: 0 K: 1 S: 8 H: 4 LOB: 2 BB: 0 P: 8	R: 0 E: 0 K: 0 S: 4 H: 1 LOB: 2 BB: 1 P: 8	R: 1 E: 0 K: 1 S: 8 H: 3 LOB: 2 BB: 0 P: 8	R: 0 E: 0 K: 1 S: 6 H: 1 LOB: 1 BB: 0 P: 6	R: 4 E: 1 K: 1 S: 9 H: 3 LOB: 1 BB: 1 P: 13		1B: 13 2B: 1 3B: 2 HR: 0 SF: 0 SAC: 2 DP: 0 HBP: 0						

PITCHER		IP	WLS	BF	H	R	ER	SO	BB	IBB	HBP	BLK	WP	HR	S	P	ERA	WHIP
Mark Bomback, R ERA: 3.97	(1, 1)	4.0		22	8	4	3	2	2	0	0	0	0	0	24	32	6.75	2.500
Dyar Miller, R ERA: 2.4	(5, 1)	3.0	L	15	5	1	1	2	1	0	0	1	0	0	18	22	3.00	2.000
Tom Hausman, R ERA: 3.49	(8, 1)	1.0		8	3	4	1	1	0	1	0	0	0	0	9	13	9.00	3.000

PITCHER	IP	WLS	BF	H	R	ER	SO	BB	IBB	HBP	BLK	WP	HR	S	P	ERA	WHIP

BOTTOM

New York Mets @ San Francisco Giants

Candlestick Park, San Francisco, CA

Sun Aug 31 1980, 6:38 AM EDT

Att. 18,640 - Unknown

livebaseballscorecards.com

AB	39
R	9
H	16
RBI	8
BB	4
SO	5
LOB	26

WP: 0 PA: 45
PB: 1
SB: 3
CS: 0

New York Mets @ Los Angeles Dodgers

Dodger Stadium, Los Angeles, CA

Mon Sep 01 1980, 3:33 AM PDT

Att. 30,460 - Unknown

TOP

livebaseballscorecards.com

Batter	1	2	3	4	5	6	7	8	9	AB	R	H	RBI	BB	SO	LOB
Frank Taveras, R (1, 6) OBP: 0.314, SLG: 0.329	F9		1-3			6-3		6-3		4	0	0	0	0	0	0
Elliott Maddox, R (1, 5) OBP: 0.343, SLG: 0.335	4-3			BB, 1B		6-3		6-3		4	0	1	0	0	0	0
Lee Mazzilli, S (1, 8) OBP: 0.371, SLG: 0.445	K			F8		K		1-3		4	0	0	0	0	2	1
Claudell Washington, L (1, 7) (7, 9) OBP: 0.339, SLG: 0.481		K		K			K		K	4	0	0	0	0	4	1
Joel Youngblood, R (1, 9) (7, 4) OBP: 0.348, SLG: 0.384		K		1-2, BB			1B, 2B, 1B		F9	3	1	1	0	1	1	0
Mike Jorgensen, L (1, 3) OBP: 0.355, SLG: 0.372 Dan Norman, R (9, PH) OBP: 0.179, SLG: 0.213		FC4-6, BB		3-1			1-3, 2B, SF9, 1B		F8	2 1	1 0	1 0	0 0	1 0	0 0	2 0
Alex Trevino, R (1, 2) OBP: 0.286, SLG: 0.283		FC4-6, 1-2f			6-3		SF9, 1-3, 3-H, 2B			3	0	1	1	0	0	1
Bill Almon, R (1, 4) OBP: 0.252, SLG: 0.280 Jerry Morales, R (7, PH) OBP: 0.300, SLG: 0.363 (7, 7)			L1		F9		SF9, 2-3, 3-H			2 0	0 0	0 0	0 0	0 1	0 0	0 0
Ray Burris, R (1, 1) OBP: 0.095, SLG: 0.095 Steve Henderson, R (7, PH) OBP: 0.368, SLG: 0.412 Tom Hausman, R (7, 1) OBP: 0.063, SLG: 0.063			K		K		4-3			2 1 0	0 0 0	0 0 0	0 0 0	0 0 0	2 0 0	0 1 0
Inning Stats	R: 0 E: 0 K: 1 S: 5 H: 0 LOB: 0 BB: 0 P: 5	R: 0 E: 0 K: 2 S: 7 H: 0 LOB: 1 BB: 1 P: 11	R: 0 E: 0 K: 1 S: 5 H: 0 LOB: 0 BB: 0 P: 5	R: 0 E: 0 K: 1 S: 6 H: 1 LOB: 2 BB: 1 P: 10	R: 0 E: 0 K: 1 S: 5 H: 0 LOB: 0 BB: 0 P: 5	R: 0 E: 0 K: 1 S: 5 H: 0 LOB: 0 BB: 0 P: 5	R: 2 E: 0 K: 1 S: 8 H: 3 LOB: 1 BB: 0 P: 8	R: 0 E: 0 K: 0 S: 3 H: 0 LOB: 0 BB: 0 P: 3	R: 0 E: 0 K: 1 S: 5 H: 0 LOB: 0 BB: 0 P: 5	1B: 3 2B: 1 3B: 0 HR: 0 SF: 1 SAC: 0 DP: 0 HBP: 0						

	AB	30
	R	2
	H	4
	RBI	2
	BB	2
	SO	9
	LOB	6

WP: 0 PB: 0 SB: 0 CS: 0 PA: 33

PITCHER		IP	WLS	BF	H	R	ER	SO	BB	IBB	HBP	BLK	WP	HR	S	P	ERA	WHIP
Bob Welch, R ERA: 3.45	(1, 1)	7.0	W	27	4	2	2	8	2	0	0	0	0	0	41	49	2.57	0.857
Steve Howe, L ERA: 1.76	(8, 1)	2.0	S	6	0	0	0	1	0	0	0	0	0	0	8	8	0.00	0.000

PITCHER		IP	WLS	BF	H	R	ER	SO	BB	IBB	HBP	BLK	WP	HR	S	P	ERA	WHIP

New York Mets @ Los Angeles Dodgers

Dodger Stadium, Los Angeles, CA

Mon Sep 01 1980, 3:33 AM PDT

Att. 30,460 - Unknown

livebaseballscorecards.com

Batter	1	2	3	4	5	6	7	8	9	AB	R	H	RBI	BB	SO	LOB
Rudy Law, L (1, 8) OBP: 0.318, SLG: 0.311	P6		4-3		FC6-4 PO 1-2f			SH5-3 1B 1B		4	1	1	0	0	0	1
Bobby Mitchell, L (9, 8)										0	0	0	0	0	0	0
Jay Johnstone, L (1, 9) OBP: 0.380, SLG: 0.401	F9		P6		PO 1-2	F9		SH5-3 1-2		3	0	0	0	0	0	0
Mickey Hatcher, R (9, 9) OBP: 0.234, SLG: 0.277										0	0	0	0	0	0	0
Dusty Baker Jr., R (1, 7) OBP: 0.343, SLG: 0.542	L8		P6			HR		5-3		4	1	1	1	0	0	1
Steve Garvey, R (1, 3) OBP: 0.336, SLG: 0.463		2B 1B		L7		6-3		2-H 1B		4	1	2	1	0	0	0
Ron Cey, R (1, 5) OBP: 0.346, SLG: 0.454		4-3 1-H FC1-2 2B		HR		6-3		5-3		4	1	2	2	0	0	1
Joe Ferguson, R (1, 2) OBP: 0.370, SLG: 0.430		4-3 2-3		CS 1B			K			3	0	1	0	0	1	1
Bill Russell, R (1, 6) OBP: 0.302, SLG: 0.351		FC1-2 BB 1B 3-H		1-3 1-2			6-3			3	1	0	0	0	0	2
Derrel Thomas, S (1, 4) OBP: 0.317, SLG: 0.324		1B 1-2 BB			F7		BB			1	0	0	0	2	0	0
Bob Welch, R (1, 1) OBP: 0.230, SLG: 0.267		1-3 2-H 1B			FC6-4 1B		L9			2	0	2	1	0	0	0
Rick Monday, L (7, PH) OBP: 0.377, SLG: 0.485										1	0	0	0	0	0	1
Steve Howe, L (8, 1) OBP: 0.100, SLG: 0.100										0	0	0	0	0	0	0

Inning Stats	1	2	3	4	5	6	7	8	9	AB	R	H	RBI	BB	SO	LOB
	R: 0 E: 0 K: 0 S: 3	H: 0 LOB: 0 BB: 0 P: 3	R: 2 E: 0 K: 0 S: 5	H: 3 LOB: 2 BB: 1 P: 9	R: 0 E: 0 K: 0 S: 3	H: 0 LOB: 0 BB: 0 P: 3	R: 1 E: 0 K: 0 S: 4	H: 2 LOB: 0 BB: 0 P: 4	R: 0 E: 0 K: 0 S: 3	H: 1 LOB: 0 BB: 0 P: 3	R: 1 E: 0 K: 0 S: 4	H: 1 LOB: 0 BB: 0 P: 4	R: 0 E: 0 K: 1 S: 5	H: 0 LOB: 1 BB: 1 P: 9	R: 1 E: 0 K: 0 S: 5	H: 2 LOB: 1 BB: 0 P: 5	

1B: 6	SF: 0
2B: 1	SAC: 1
3B: 0	DP: 0
HR: 2	HBP: 0

WP: 0 PA: 33
PB: 0
SB: 0
CS: 1

PITCHER		IP	WLS	BF	H	R	ER	SO	BB	IBB	HBP	BLK	WP	HR	S	P	ERA	WHIP
Ray Burris, R ERA: 3.66	(1, 1)	6.0	L	23	7	4	4	0	1	0	0	0	0	2	22	26	6.00	1.333
Tom Hausman, R ERA: 3.51	(7, 1)	2.0		9	2	1	1	1	1	0	0	0	0	0	10	14	4.50	1.500

PITCHER	IP	WLS	BF	H	R	ER	SO	BB	IBB	HBP	BLK	WP	HR	S	P	ERA	WHIP

Batter	1	2	3	4	5	6	7	8	9	AB	R	H	RBI	BB	SO	LOB
Mookie Wilson, S (1, 8)	6-3		6-3		K		4-3 3-H			4	0	0	1	0	1	0
Frank Taveras, R (1, 6) OBP: 0.312, SLG: 0.327	5-3		K			K	6-3			4	0	0	0	0	2	0
Lee Mazzilli, S (1, 3) OBP: 0.370, SLG: 0.443	G3		BB S			F7		K		3	0	0	0	1	1	0
Claudell Washington, L (1, 9) OBP: 0.338, SLG: 0.481		G6-4-3 1B 2B	F8 1-2			F5		4-3		4	1	1	0	0	0	1
Steve Henderson, R (1, 7) OBP: 0.369, SLG: 0.411		G6-4-3 BB		6-3			BB 1B BB	6-3		2	1	0	0	2	0	0
Elliott Maddox, R (1, 5) OBP: 0.342, SLG: 0.332		G6-4-3 1-2f 2-3		K			1B 2B 1-2 BB		F7	3	1	0	0	1	1	2
Alex Trevino, R (1, 2) OBP: 0.289, SLG: 0.283		1B BB		F7			2B 4-3 1-2 2-H 1B		L1	3	1	1	1	1	0	0
Wally Backman, S (1, 4) OBP: 0.500, SLG: 0.750		FC6-4 1-2 3-H 1B			K		4-3 4-3 1-3 2-H 2B		G3	4	1	2	2	0	1	0
John Pacella, R (1, 1) OBP: 0.100, SLG: 0.150		FC6-4 1-2f			5-3		4-3 2-3 3-H			2	0	0	0	0	0	2
Roy Lee Jackson, R (6, 1) OBP: 0.200, SLG: 0.333										0	0	0	0	0	0	0
Mike Jorgensen, L (7, PH) OBP: 0.354, SLG: 0.370										1	0	0	1	0	0	1
Jeff Reardon, R (7, 1)										0	0	0	0	0	0	0
Inning Stats	R: 0 E: 0 K: 0 S: 3 H: 0 LOB: 0 BB: 0 P: 3	R: 1 E: 0 K: 0 S: 4 H: 2 LOB: 2 BB: 2 P: 12	R: 0 E: 0 K: 1 S: 5 H: 0 LOB: 1 BB: 1 P: 9	R: 0 E: 0 K: 1 S: 5 H: 0 LOB: 0 BB: 0 P: 5	R: 0 E: 0 K: 2 S: 7 H: 0 LOB: 0 BB: 0 P: 7	R: 0 E: 0 K: 1 S: 5 H: 0 LOB: 0 BB: 0 P: 5	R: 4 E: 0 K: 0 S: 5 H: 2 LOB: 0 BB: 2 P: 13	R: 0 E: 0 K: 1 S: 5 H: 0 LOB: 0 BB: 0 P: 5	R: 0 E: 0 K: 0 S: 3 H: 0 LOB: 0 BB: 0 P: 3	1B: 2 2B: 2 3B: 0 HR: 0	SF: 0 SAC: 0 DP: 1 HBP: 0						

PITCHER	IP	WLS	BF	H	R	ER	SO	BB	IBB	HBP	BLK	WP	HR	S	P	ERA	WHIP
Dave Goltz, R (1, 1) ERA: 4.78	6.0	W	24	2	3	3	5	5	0	0	0	0	0	29	49	4.50	1.167
Bobby Castillo, R (7, 1) ERA: 3.07	1.0		5	2	2	2	0	0	0	0	0	0	0	5	5	18.00	2.000
Don Stanhouse, R (8, 1) ERA: 5.12	2.0	S	6	0	0	0	1	0	0	0	0	0	0	8	8	0.00	0.000

PITCHER	IP	WLS	BF	H	R	ER	SO	BB	IBB	HBP	BLK	WP	HR	S	P	ERA	WHIP

New York Mets @ Los Angeles Dodgers

Dodger Stadium, Los Angeles, CA

Tue Sep 02 1980, 7:05 PM PDT

Att. 27,543 - Unknown

TOP

livebaseballscorecards.com

AB	30
R	5
H	4
RBI	5
BB	5
SO	6
LOB	6

Batter	1	2	3	4	5	6	7	8	9	AB	R	H	RBI	BB	SO	LOB
Rudy Law, L (1, 8) OBP: 0.318, SLG: 0.310	0-0 SH5-3 S 6-3 1B		0-0 ② F7		0-0 ① F8	0-0 ③ P6				4	1	1	0	0	0	2
Bobby Mitchell, L (9, 8)										0	0	0	0	0	0	0
Jay Johnstone, L (1, 9) OBP: 0.376, SLG: 0.396	0-0 ① SH5-3 1-3		0-0 ③ F9		0-0 ② F7		0-0 ① F9			2	0	0	0	0	0	1
Mickey Hatcher, R (7, 9) OBP: 0.229, SLG: 0.271										1	0	0	0	0	0	0
Dusty Baker Jr., R (1, 7) OBP: 0.343, SLG: 0.540	0-0 ② 6-3 3-H			SSS 0-3 K 1B 1B	0-0 ③ 6-3		0-0 CS 1B			4	1	1	1	0	1	0
Steve Garvey, R (1, 3) OBP: 0.337, SLG: 0.462	0-0 ③ F8			0-0 1-3 1B 1B		BBBB 4-0 BB 1B BB	0-0 ②③ P5 1-2			3	2	1	0	1	0	1
Ron Cey, R (1, 5) OBP: 0.347, SLG: 0.453		SSS 0-3 ① K		0-0 FC5-4 2-H 3-H 1B		BBBB 4-0 1B 1-2 SH BB		0-0 ① F8		3	1	1	2	1	1	0
Joe Ferguson, R (1, 2) OBP: 0.367, SLG: 0.424		0-0 ② 5-3		0-0 ① F8		0-0 SH 1B 1-3 2-H 1B		0-0 ② 5-3		4	1	1	1	0	0	1
Bill Russell, R (1, 6) OBP: 0.300, SLG: 0.349		0-0 ③ F7		0-0 ② FC5-4 WP 1-2f		0-0 SH 1B 1-2 3-H		SSS 0-3 ③ K		3	0	0	1	0	1	1
Derrel Thomas, S (1, 4) OBP: 0.322, SLG: 0.326			0-0 ① 6-3	4-0 1-2 IBB		0-0 ① 1-3 2-H 1B				2	0	1	1	1	0	0
Dave Goltz, R (1, 1) OBP: 0.227, SLG: 0.128			0-0 1B	0-0 ③ F8		0-0 ② 5-3				3	0	1	0	0	0	3
Bobby Castillo, R (7, 1) OBP: 0.143, SLG: 0.143										0	0	0	0	0	0	0
Don Stanhouse, R (8, 1)										0	0	0	0	0	0	0
Inning Stats	R: 1 H: 1 E: 0 LOB: 0 K: 0 BB: 0 S: 4 P: 4	R: 0 H: 0 E: 0 LOB: 0 K: 1 BB: 0 S: 5 P: 5	R: 0 H: 1 E: 0 LOB: 1 K: 0 BB: 0 S: 4 P: 4	R: 2 H: 2 E: 0 LOB: 2 K: 1 BB: 1 S: 8 P: 12	R: 0 H: 0 E: 0 LOB: 0 K: 0 BB: 0 S: 3 P: 3	R: 3 H: 2 E: 0 LOB: 1 K: 0 BB: 2 S: 5 P: 13	R: 0 H: 1 E: 0 LOB: 0 K: 0 BB: 0 S: 3 P: 3	R: 0 H: 0 E: 0 LOB: 0 K: 1 BB: 0 S: 5 P: 5		1B: 7 SF: 0 2B: 0 SAC: 2 3B: 0 DP: 0 HR: 0 HBP: 0						

PITCHER		IP	WLS	BF	H	R	ER	SO	BB	IBB	HBP	BLK	WP	HR	S	P	ERA	WHIP
John Pacella, R	(1, 1)	5.0	L	23	4	5	5	2	2	1	0	0	2	0	24	36	9.00	1.200
ERA: 5.04																		
Roy Lee Jackson, R	(6, 1)	1.0		5	2	1	1	0	0	0	0	0	0	0	5	5	9.00	2.000
ERA: 4.6																		
Jeff Reardon, R	(7, 1)	2.0		6	1	0	0	1	0	0	0	0	0	0	8	8	0.00	0.500
ERA: 2.7																		

PITCHER	IP	WLS	BF	H	R	ER	SO	BB	IBB	HBP	BLK	WP	HR	S	P	ERA	WHIP

BOTTOM

New York Mets @ Los Angeles Dodgers

Dodger Stadium, Los Angeles, CA

Tue Sep 02 1980, 7:05 PM PDT

Att. 27,543 - Unknown

livebaseballscorecards.com

AB	29
R	6
H	7
RBI	6
BB	3
SO	3
LOB	9

1B: 7 SF: 0
2B: 0 SAC: 2
3B: 0 DP: 0
HR: 0 HBP: 0

WP: 2 PA: 34
PB: 0
SB: 1
CS: 1

Batter	1	2	3	4	5	6	7	8	9	AB	R	H	RBI	BB	SO	LOB
Mookie Wilson, S (1, 8)	K			F7		F8			1B BB	3	0	0	0	1	1	1
Frank Taveras, R (1, 6) OBP: 0.312, SLG: 0.329	1-3			CS 2B			6-3		K	2	0	1	0	0	0	0
Bill Almon, R (4, 6) OBP: 0.250, SLG: 0.277										1	0	0	0	0	0	0
Steve Henderson, R (9, PH) OBP: 0.368, SLG: 0.410										1	0	0	0	0	1	1
Lee Mazzilli, S (1, 3) OBP: 0.369, SLG: 0.441	P2			K 2-3			G3		G4-6-3 1-2	4	0	1	0	0	1	1
Claudell Washington, L (1, 7) OBP: 0.337, SLG: 0.481		K			CS 2B		F6		G4-6-3 1-2f	4	0	1	0	0	1	2
Joel Youngblood, R (1, 9) OBP: 0.346, SLG: 0.381		K			F8 2-3			5-3		3	0	0	0	0	1	1
Elliott Maddox, R (1, 5) OBP: 0.342, SLG: 0.332		4-3			6-3			BB 1B		3	0	1	0	0	0	0
Alex Trevino, R (1, 2) OBP: 0.289, SLG: 0.284			K			1B		F9		3	0	1	0	0	1	1
Wally Backman, S (1, 4) OBP: 0.429, SLG: 0.500			K			F8		1-2 BB		2	0	0	0	1	1	1
Pat Zachry, R (1, 1) OBP: 0.070, SLG: 0.049			4-3			K			F7	1	0	0	0	0	0	0
Mike Jorgensen, L (6, PH) OBP: 0.353, SLG: 0.369										1	0	0	0	0	1	1
Jeff Reardon, R (6, 1)										0	0	0	0	0	0	0
Jerry Morales, R (8, PH) OBP: 0.299, SLG: 0.361										1	0	0	0	0	0	2
Neil Allen, R (8, 1) OBP: 0.200, SLG: 0.143										0	0	0	0	0	0	0
Inning Stats	R: 0 E: 0 K: 1 S: 5 H: 0 LOB: 0 BB: 0 P: 5	R: 0 E: 0 K: 2 S: 7 H: 0 LOB: 0 BB: 0 P: 7	R: 0 E: 0 K: 2 S: 7 H: 0 LOB: 0 BB: 0 P: 7	R: 0 E: 0 K: 1 S: 5 H: 1 LOB: 0 BB: 0 P: 5	R: 0 E: 0 K: 0 S: 3 H: 1 LOB: 0 BB: 0 P: 3	R: 0 E: 0 K: 1 S: 6 H: 1 LOB: 1 BB: 0 P: 6	R: 0 E: 0 K: 0 S: 3 H: 0 LOB: 0 BB: 0 P: 3	R: 0 E: 0 K: 0 S: 4 H: 1 LOB: 2 BB: 1 P: 8	R: 0 E: 0 K: 1 S: 5 H: 1 LOB: 1 BB: 1 P: 9	1B: 3 2B: 2 3B: 0 HR: 0	SF: 0 SAC: 0 DP: 1 HBP: 0					

PITCHER		IP	WLS	BF	H	R	ER	SO	BB	IBB	HBP	BLK	WP	HR	S	P	ERA	WHIP
Burt Hooton, R ERA: 3.13	(1, 1)	8.1	W	29	4	0	0	8	2	0	0	0	0	0	43	51	0.00	0.720
Steve Howe, L ERA: 1.74	(9, 1)	0.2	S	2	1	0	0	0	0	0	0	0	0	0	2	2	0.00	1.500

PITCHER		IP	WLS	BF	H	R	ER	SO	BB	IBB	HBP	BLK	WP	HR	S	P	ERA	WHIP

TOP

New York Mets @ Los Angeles Dodgers

Dodger Stadium, Los Angeles, CA

Wed Sep 03 1980, 7:05 PM PDT

Att. 28,568 - Unknown

livebaseballscorecards.com

AB	29
R	0
H	5
RBI	0
BB	2
SO	8
LOB	11

Batter	1	2	3	4	5	6	7	8	9	AB	R	H	RBI	BB	SO	LOB
Rudy Law, L (1, 8) OBP: 0.317, SLG: 0.310	4-3		G5-4-3 1B		4-3			K		4	0	1	0	0	1	1
Bobby Mitchell, L (9, 8)										0	0	0	0	0	0	0
Jay Johnstone, L (1, 9) OBP: 0.367, SLG: 0.386	F5		F9			F2		P7		4	0	0	0	0	0	1
Mickey Hatcher, R (9, 9) OBP: 0.229, SLG: 0.271										0	0	0	0	0	0	0
Dusty Baker Jr., R (1, 7) OBP: 0.340, SLG: 0.535	E5		G5-4-3 1-2f			F8		6-3		4	0	0	0	0	0	1
Steve Garvey, R (1, 3) OBP: 0.337, SLG: 0.467	L4			K		HR				3	1	1	1	0	1	1
Ron Cey, R (1, 5) OBP: 0.347, SLG: 0.452		1B SH1 1B		K		K				3	1	1	0	0	2	0
Mike Scioscia, L (1, 2) OBP: 0.321, SLG: 0.358		SH1 1-3 1B		F9			P5			3	0	1	0	0	0	0
Bill Russell, R (1, 6) OBP: 0.301, SLG: 0.348		SH1 1-2 3-H			SH1-4 HBP		P4			1	0	0	1	0	0	0
Derrel Thomas, S (1, 4) OBP: 0.322, SLG: 0.332		F8			F8		2B			3	0	1	0	0	0	2
Burt Hooton, R (1, 1) OBP: 0.103, SLG: 0.109		F5			SH1-4 1-2		K			2	0	0	0	0	1	2
Steve Howe, L (9, 1) OBP: 0.100, SLG: 0.100										0	0	0	0	0	0	0
Inning Stats	R: 0 E: 1 K: 0 S: 4 H: 0 LOB: 1 BB: 0 P: 4	R: 1 E: 0 K: 0 S: 5 H: 2 LOB: 1 BB: 0 P: 5	R: 0 E: 0 K: 0 S: 3 H: 1 LOB: 0 BB: 0 P: 3	R: 0 E: 0 K: 2 S: 7 H: 0 LOB: 0 BB: 0 P: 7	R: 0 E: 0 K: 0 S: 3 H: 0 LOB: 1 BB: 0 P: 4	R: 1 E: 0 K: 1 S: 6 H: 1 LOB: 0 BB: 0 P: 6	R: 0 E: 0 K: 1 S: 6 H: 1 LOB: 1 BB: 0 P: 6	R: 0 E: 0 K: 1 S: 5 H: 0 LOB: 0 BB: 0 P: 5		1B: 3 2B: 1 3B: 0 HR: 1 SF: 0 SAC: 2 DP: 1 HBP: 1						

PITCHER		IP	WLS	BF	H	R	ER	SO	BB	IBB	HBP	BLK	WP	HR	S	P	ERA	WHIP
Pat Zachry, R ERA: 2.78	(1, 1)	5.0	L	19	3	1	1	2	0	0	1	0	0	0	22	23	1.80	0.600
Jeff Reardon, R ERA: 2.74	(6, 1)	2.0		8	2	1	1	2	0	0	0	0	0	1	12	12	4.50	1.000
Neil Allen, R ERA: 3.28	(8, 1)	1.0		3	0	0	0	1	0	0	0	0	0	0	5	5	0.00	0.000

PITCHER		IP	WLS	BF	H	R	ER	SO	BB	IBB	HBP	BLK	WP	HR	S	P	ERA	WHIP

BOTTOM

New York Mets @ Los Angeles Dodgers

Dodger Stadium, Los Angeles, CA

Wed Sep 03 1980, 7:05 PM PDT

Att. 28,568 - Unknown

livebaseballscorecards.com

AB	27
R	2
H	5
RBI	2
BB	0
SO	5
LOB	8

WP: 0 PA: 30
PB: 0
SB: 0
CS: 0

New York Mets @ San Diego Padres

San Diego Stadium, San Diego, CA

Thu Sep 04 1980, 6:33 AM EDT

Att. 2,635 - Unknown

TOP

Batter	1	2	3	4	5	6	7	8	9	AB	R	H	RBI	BB	SO	LOB
Mookie Wilson, S (1, 8) OBP: 0.167, SLG: 0.091	F8		G4-6-3 1B 1-2		6-3			4-3		4	0	1	0	0	0	0
Frank Taveras, R (1, 6) OBP: 0.312, SLG: 0.331	F8		G4-6-3 1-2f			6-3			2B	4	0	1	0	0	0	2
Lee Mazzilli, S (1, 3) OBP: 0.367, SLG: 0.437	F2			F8		5-3			5-3	4	0	0	0	0	0	1
Joel Youngblood, R (1, 9) OBP: 0.346, SLG: 0.380		6-3		6-3 1B		6-3			5-3	4	0	1	0	0	0	1
Steve Henderson, R (1, 7) OBP: 0.369, SLG: 0.409		5-3		6-3 1-2			FC1-6 1B		IBB	3	0	1	0	1	0	1
Hubie Brooks, R (1, 5) Tom Hausman, R (7, 1) OBP: 0.063, SLG: 0.063 Jerry Morales, R (9, PH) OBP: 0.297, SLG: 0.359 Neil Allen, R (9, 1) OBP: 0.200, SLG: 0.143		F8		F9			FC1-6 CS 1-2f		K	3 0 1 0	0 0 0 0	0 0 0 0	0 0 0 0	0 0 1 0	0 0 0 0	2 0 2 0
Alex Trevino, R (1, 2) OBP: 0.294, SLG: 0.292			6-4-3 1B 1B	F9 WP 2B			F7 1-2			3	2	2	0	0	0	1
Wally Backman, S (1, 4) OBP: 0.300, SLG: 0.333			6-4-3 1-2	F9 2-3				K		3	0	0	0	0	1	2
Mike Scott, R (1, 1) OBP: 0.500, SLG: 0.500 Elliott Maddox, R (7, 5) OBP: 0.341, SLG: 0.332			1B 1B 2-H	K 3-H				K		2 1	0 0	1 0	1 0	0 0	1 1	0 0
Inning Stats	R: 0 E: 0 K: 0 S: 3 H: 0 LOB: 0 BB: 0 P: 3	R: 0 E: 0 K: 0 S: 3 H: 0 LOB: 0 BB: 0 P: 3	R: 1 E: 0 K: 0 S: 5 H: 3 LOB: 1 BB: 0 P: 5	R: 0 E: 0 K: 0 S: 4 H: 1 LOB: 1 BB: 0 P: 4	R: 1 E: 0 K: 1 S: 6 H: 1 LOB: 0 BB: 0 P: 6	R: 0 E: 0 K: 0 S: 3 H: 0 LOB: 0 BB: 0 P: 3	R: 0 E: 0 K: 0 S: 3 H: 1 LOB: 0 BB: 0 P: 3	R: 0 E: 0 K: 2 S: 7 H: 0 LOB: 0 BB: 0 P: 7	R: 0 E: 0 K: 1 S: 6 H: 1 LOB: 2 BB: 1 P: 10	1B: 5 2B: 2 3B: 0 HR: 0	SF: 0 SAC: 0 DP: 1 HBP: 0						

PITCHER	IP	WLS	BF	H	R	ER	SO	BB	IBB	HBP	BLK	WP	HR	S	P	ERA	WHIP
John Curtis, L (1, 1) ERA: 3.74	9.0	W	33	7	2	2	4	0	1	0	0	1	0	40	44	2.00	0.778

PITCHER	IP	WLS	BF	H	R	ER	SO	BB	IBB	HBP	BLK	WP	HR	S	P	ERA	WHIP

AB	32
R	2
H	7
RBI	1
BB	1
SO	4
LOB	12

WP: 1 PB: 0 SB: 0 CS: 1 PA: 33

livebaseballscorecards.com

BOTTOM

New York Mets @ San Diego Padres

San Diego Stadium, San Diego, CA

Thu Sep 04 1980, 6:33 AM EDT

Att. 2,635 - Unknown

Batter	1	2	3	4	5	6	7	8	9	AB	R	H	RBI	BB	SO	LOB
Gene Richards, L (1, 7) OBP: 0.362, SLG: 0.380	0-0 4-3 S 1B		BBB 4-0 CS BB		0-0 ① L6		0-0 SH1-4 1-2 1B			3	0	2	0	1	0	1
Luis Salazar, R (1, 5) OBP: 0.447, SLG: 0.478 Tim Flannery, L (6, 5) OBP: 0.275, SLG: 0.269	SSS 0-3 ① K 1-2		SSS 0-3 ① ② K 1-2		0-0 ② FC4-6 1B 1-2f		0-0 ① SH1-4 1-2 2-3			3	0	0	0	0	2	3
										0	0	0	0	0	0	0
Jerry Mumphrey, S (1, 8) OBP: 0.336, SLG: 0.359	0-0 ② 4-3 2-3		0-0 1B		0-0 S 1-3 1B		0-0 ② ③ 9-2 3-Hf			4	0	2	0	0	0	3
Dave Winfield, R (1, 9) OBP: 0.364, SLG: 0.453	0-0 ③ 5-3		0-0 ③ F6		SSS 0-3 ③ K 1-2			0-0 ① 6-3		4	0	0	0	0	1	4
Broderick Perkins, L (1, 3) OBP: 0.526, SLG: 0.735		0-0 4-3 1B 2B		0-0 ① F8		0-0 HR		0-0 ② F8		4	2	2	1	0	0	0
Bill Fahey, L (1, 2) OBP: 0.290, SLG: 0.255		0-0 ① 4-3 2-3		BBB 4-0 FC6-4 BB		0-0 ① F7		0-0 ③ F9		3	0	0	0	1	0	1
Barry Evans, R (1, 4) OBP: 0.310, SLG: 0.307		0-0 1B 3-H		SSS 0-3 ② K		0-0 ② 4-3			BBB 4-0 1B 1B BB	3	1	1	1	1	1	1
Chuck Baker, R (1, 6) OBP: 0.158, SLG: 0.211 Paul Dade, R (9, PR) OBP: 0.316, SLG: 0.188	SSS 0-3 ② K			0-0 ③ FC6-4 1-2f		0-0 ③ 5-3			0-0 1B 1-3 1B	4	0	1	0	0	1	2
										0	0	0	0	0	0	0
John Curtis, L (1, 1) OBP: 0.212, SLG: 0.200 Gene Tenace, R (9, PH) OBP: 0.386, SLG: 0.376	SSS 0-3 ③ K				0-0 FC4-6 1B		0-0 SH1-4 1B 9-2 1B		0-0 1-2 3-H 1B	3	0	2	0	0	1	1
										1	0	1	1	0	0	0
Inning Stats	R: 0 H: 1 E: 0 LOB: 1 K: 1 BB: 0 S: 6 P: 6	R: 1 H: 2 E: 0 LOB: 1 K: 2 BB: 0 S: 9 P: 9	R: 0 H: 1 E: 0 LOB: 1 K: 1 BB: 1 S: 5 P: 9	R: 0 H: 0 E: 0 LOB: 1 K: 1 BB: 1 S: 5 P: 9	R: 0 H: 2 E: 0 LOB: 2 K: 1 BB: 0 S: 7 P: 7	R: 1 H: 1 E: 0 LOB: 0 K: 0 BB: 0 S: 4 P: 4	R: 0 H: 2 E: 0 LOB: 1 K: 0 BB: 0 S: 4 P: 4	R: 0 H: 0 E: 0 LOB: 0 K: 0 BB: 0 S: 3 P: 3	R: 1 H: 2 E: 0 LOB: 2 K: 0 BB: 1 S: 2 P: 6	1B: 9 2B: 2 3B: 0 HR: 1	SF: 0 SAC: 1 DP: 1 HBP: 0						

	AB	32
	R	3
	H	11
	RBI	3
	BB	3
	SO	6
	LOB	16

PITCHER		IP	WLS	BF	H	R	ER	SO	BB	IBB	HBP	BLK	WP	HR	S	P	ERA	WHIP
Mike Scott, R ERA: 3.0	(1, 1)	6.0		26	7	2	2	6	2	0	0	0	0	1	36	44	3.00	1.500
Tom Hausman, R ERA: 3.45	(7, 1)	2.0		7	2	0	0	0	0	0	0	0	0	0	7	7	0.00	1.000
Neil Allen, R ERA: 3.39	(9, 1)	0.0	L	3	2	1	1	0	1	0	0	0	0	0	2	6	∞	∞

PITCHER	IP	WLS	BF	H	R	ER	SO	BB	IBB	HBP	BLK	WP	HR	S	P	ERA	WHIP

WP: 0 PA: 36
PB: 0
SB: 2
CS: 1

livebaseballscorecards.com

Batter	1	2	3	4	5	6	7	8	9	AB	R	H	RBI	BB	SO	LOB
Mookie Wilson, S (1, 8) OBP: 0.235, SLG: 0.071	BBBB 4-0 1B S FC6-4 BB	x 0-0 ③ G3			BBBB 4-0 G4-6-3 1-2 BB		x 0-0 E6 6-3 SF7		x 0-0 ② 3-1	3	2	0	0	2	0	1
Frank Taveras, R (1, 6) OBP: 0.311, SLG: 0.330	x 0-0 FC6-4 BB 1-3 1B		x 0-0 ① 6-3		SSS 0-3 ① K		x 0-0 ① 6-3 2-3		x 0-0 ③ F8	5	0	1	0	0	1	3
Steve Henderson, R (1, 7) OBP: 0.370, SLG: 0.407	BBBB 4-0 FC6-4 1-2 BB		SSS 0-3 ② K		x 0-0 ②③ G4-6-3 1-2f		BBBB 4-0 FC6-4 BB			2	0	0	0	2	1	2
Mike Jorgensen, L (1, 3) OBP: 0.350, SLG: 0.365 Jerry Morales, R (7, PH) OBP: 0.296, SLG: 0.359 (7, 9)	SSS 0-3 ① K		x 0-0 ③ F8			x 0-0 ① F1	x 0-0 ② SF7 3-H			3 0	0 0	0 0	0 1	0 0	1 0	3 0
Joel Youngblood, R (1, 9) OBP: 0.347, SLG: 0.381 (7, 5)	x 0-0 ② FC6-4 1-2f 2-3 3-H			x 0-0 6-3 1B		x 0-0 FC6-4 BB 1B	x 0-0 ③ FC6-4 1-2f			4	0	2	1	0	0	3
Elliott Maddox, R (1, 5) OBP: 0.340, SLG: 0.329 (7, 3)	x 0-0 ③ F9			x 0-0 ① 6-3 1-2		BBBB 4-0 FC6-4 1-2 BB		SSS 0-3 ① K		3	0	0	0	1	1	3
Alex Trevino, R (1, 2) OBP: 0.289, SLG: 0.288		x 0-0 ① 6-3		x 0-0 ② F8		x 0-0 ② FC6-4 BB 1-2f 2-3		x 0-0 ② 5-3		4	0	0	0	0	0	3
Wally Backman, S (1, 4) OBP: 0.357, SLG: 0.273		BBBB 4-0 SH3 BB		x 0-0 ③ 6-3		BBBB 4-0 1-2 BB		SSS 0-3 ③ K		2	0	0	0	2	1	1
Mark Bomback, R (1, 1) OBP: 0.300, SLG: 0.286 Pete Falcone, L (4, 1) OBP: 0.216, SLG: 0.171 Lee Mazzilli, S (6, PH) OBP: 0.366, SLG: 0.436 Jeff Reardon, R (6, 1) Hubie Brooks, R (9, PH)		x 0-0 ② SH3 1-2			x 0-0 BB 1B	x 0-0 ③ G3			x 0-0 ① F4	0 1 1 0 1	0 0 0 0 0	0 1 0 0 0	0 0 0 0 0	0 0 0 0 0	0 0 3 0 0	0 0 0 0 0
Inning Stats	R: 1 E: 0 K: 1 S: 6 H: 1 LOB: 2 BB: 2 P: 14	R: 0 E: 0 K: 0 S: 3 H: 0 LOB: 1 BB: 1 P: 7	R: 0 E: 0 K: 1 S: 5 H: 0 LOB: 0 BB: 0 P: 5	R: 0 E: 0 K: 0 S: 4 H: 1 LOB: 1 BB: 0 P: 4	R: 0 E: 0 K: 1 S: 5 H: 1 LOB: 1 BB: 1 P: 9	R: 0 E: 0 K: 0 S: 4 H: 1 LOB: 3 BB: 2 P: 12	R: 1 E: 1 K: 0 S: 4 H: 0 LOB: 1 BB: 1 P: 8	R: 0 E: 0 K: 2 S: 7 H: 0 LOB: 0 BB: 0 P: 7	R: 0 E: 0 K: 0 S: 3 H: 0 LOB: 0 BB: 0 P: 3	1B: 4 2B: 0 3B: 0 HR: 0	SF: 1 SAC: 1 DP: 1 HBP: 0						

New York Mets @ San Diego Padres

San Diego Stadium, San Diego, CA

Fri Sep 05 1980, 10:05 PM EDT

Att. 7,137 - Unknown

TOP

livebaseballscorecards.com

AB	29
R	2
H	4
RBI	2
BB	7
SO	5
LOB	22

WP: 0 PB: 0 SB: 1 CS: 0 PA: 38

PITCHER		IP	WLS	BF	H	R	ER	SO	BB	IBB	HBP	BLK	WP	HR	S	P	ERA	WHIP
Juan Eichelberger, R ERA: 3.13	(1, 1)	6.1	W	30	4	2	1	3	7	0	0	0	0	0	29	57	1.42	1.737
Gary Lucas, L ERA: 3.37	(7, 1)	2.2	S	8	0	0	0	2	0	0	0	0	0	0	12	12	0.00	0.000

PITCHER	IP	WLS	BF	H	R	ER	SO	BB	IBB	HBP	BLK	WP	HR	S	P	ERA	WHIP

New York Mets @ San Diego Padres

San Diego Stadium, San Diego, CA

Fri Sep 05 1980, 10:05 PM EDT

Att. 7,137 - Unknown

BOTTOM

livebaseballscorecards.com

Batter	1	2	3	4	5	6	7	8	9	AB	R	H	RBI	BB	SO	LOB
Gene Richards, L (1, 7) OBP: 0.363, SLG: 0.380	4-3	F6		1-6-3		IBB				3	0	1	0	1	0	0
Ozzie Smith, S (1, 6) OBP: 0.317, SLG: 0.274	4-3		F8	1-6-3		F9				4	0	0	1	0	0	3
Jerry Mumphrey, S (1, 8) OBP: 0.337, SLG: 0.359	BB		1B SF7	F9			F6			3	2	1	0	1	0	1
Broderick Perkins, L (1, 9) OBP: 0.524, SLG: 0.711 Dave Winfield, R (9, 9) OBP: 0.364, SLG: 0.453	1B		SF7		K		F3			4 0	1 0	2 0	0 0	0 0	1 0	0 0
Gene Tenace, R (1, 3) OBP: 0.384, SLG: 0.375	BB		SF7		K		F3			3	0	1	2	0	1	0
Barry Evans, R (1, 4) OBP: 0.317, SLG: 0.327 (7, 5)	BB				6-3			K		3	0	1	1	1	1	0
Bill Fahey, L (1, 2) OBP: 0.289, SLG: 0.255	G3		G3			S		F5		4	0	1	0	0	0	4
Tim Flannery, L (1, 5) OBP: 0.276, SLG: 0.269 Dave Cash, R (7, 4) OBP: 0.280, SLG: 0.272		F8		1B SH1-4 1-6-3		F7		K		3 1	1 0	1 0	0 0	0 0	0 1	1 0
Juan Eichelberger, R (1, 1) OBP: 0.091, SLG: 0.048 Gary Lucas, L (7, 1) OBP: 0.219, SLG: 0.194		5-3		SH1-4		K				2 0	0 0	0 0	0 0	0 0	1 0	1 0
Inning Stats	R: 1 H: 2 E: 0 LOB: 3 K: 0 BB: 2 S: 5 P: 13	R: 0 H: 0 E: 0 LOB: 0 K: 0 BB: 0 S: 3 P: 3	R: 2 H: 3 E: 0 LOB: 1 K: 0 BB: 0 S: 6 P: 6	R: 1 H: 2 E: 0 LOB: 1 K: 0 BB: 0 S: 5 P: 5	R: 0 H: 0 E: 0 LOB: 0 K: 2 BB: 0 S: 7 P: 7	R: 0 H: 1 E: 0 LOB: 2 K: 1 BB: 1 S: 6 P: 10	R: 0 H: 0 E: 0 LOB: 0 K: 0 BB: 0 S: 3 P: 3	R: 0 H: 0 E: 0 LOB: 0 K: 2 BB: 0 S: 7 P: 7		1B: 7 SF: 1 2B: 0 SAC: 1 3B: 1 DP: 0 HR: 0 HBP: 0						

PITCHER	IP	WLS	BF	H	R	ER	SO	BB	IBB	HBP	BLK	WP	HR	S	P	ERA	WHIP
Mark Bomback, R (1, 1) ERA: 4.14	3.1	L	19	7	4	4	0	2	0	0	0	0	0	17	25	10.80	2.700
Pete Falcone, L (4, 1) ERA: 4.95	1.2		5	0	0	0	2	0	0	0	0	0	0	9	9	0.00	0.000
Jeff Reardon, R (6, 1) ERA: 2.65	3.0		11	1	0	0	3	0	1	0	0	0	0	16	20	0.00	0.333

PITCHER	IP	WLS	BF	H	R	ER	SO	BB	IBB	HBP	BLK	WP	HR	S	P	ERA	WHIP

AB	30
R	4
H	8
RBI	4
BB	3
SO	5
LOB	10

WP: 0 PA: 35
PB: 0
SB: 1
CS: 0

Batter	1	2	3	4	5	6	7	8	9	AB	R	H	RBI	BB	SO	LOB
Mookie Wilson, S (1, 8) (7, 7) OBP: 0.318, SLG: 0.368	G3 1-2	E 1-2 1B		L6			SF8 3B	6-3 2-H 2B		5	1	3	1	0	0	1
Wally Backman, S (1, 4) OBP: 0.368, SLG: 0.333	4-6-3 1B 1B	E9 1-3 2-H 1B		K			SF8 3-H	6-3 2-3		4	1	2	2	0	1	2
Lee Mazzilli, S (1, 3) (7, 8) OBP: 0.365, SLG: 0.434	4-6-3 1-2	F7			1-3		S 1B 1B 1B	4-3		5	1	1	0	0	0	4
Claudell Washington, L (1, 7) (7, 9) OBP: 0.341, SLG: 0.482	2-H 1B		BBBB S BB		G3		S 1-2 1B		S S S K	4	1	2	1	1	1	0
Joel Youngblood, R (1, 9) (7, 5) OBP: 0.347, SLG: 0.381	S S S K		F7 1-2		S S S K		1-H 2-H		1B	5	0	2	2	0	2	2
Hubie Brooks, R (1, 5) OBP: 0.286, SLG: 0.286 Mike Jorgensen, L (7, PH) (7, 3) OBP: 0.348, SLG: 0.363		S 1B 1B	S S S K			1B 1B	L9		S S S K	3	1	2	0	0	1	1
										2	0	0	0	0	1	2
Alex Trevino, R (1, 2) OBP: 0.291, SLG: 0.290	1-H 1B	F9				L3 1-2 1B	F7		5-3	5	0	2	1	0	0	3
Bill Almon, R (1, 6) OBP: 0.250, SLG: 0.276	F8			SH1-4 1B		L3 1-2		F4		4	0	1	0	0	0	2
Ray Burris, R (1, 1) OBP: 0.116, SLG: 0.095 Tom Hausman, R (4, 1) OBP: 0.063, SLG: 0.063 Ed Glynn, R (5, 1) Jerry Morales, R (6, PH) OBP: 0.294, SLG: 0.357 Roy Lee Jackson, R (6, 1) OBP: 0.200, SLG: 0.333 Jose Moreno, S (8, PH) OBP: 0.222, SLG: 0.500 Neil Allen, R (8, 1) OBP: 0.200, SLG: 0.143		BBBB 1B E BB		SH1-4 1-2		6-3		2B 2B		0 0 0 1 0 1 0	1 0 0 0 0 1 0	0 0 0 0 0 0 0	0 0 0 0 0 0 0	1 0 0 0 0 0 0	0 0 0 0 0 1 0	0 0 0 0 0 0 0
Inning Stats	R: 1 E: 0 K: 1 S: 7 H: 2 LOB: 1 BB: 0 P: 7	R: 2 E: 1 K: 0 S: 6 H: 4 LOB: 2 BB: 1 P: 10	R: 0 E: 0 K: 1 S: 5 H: 0 LOB: 1 BB: 1 P: 9	R: 0 E: 0 K: 1 S: 6 H: 1 LOB: 1 BB: 0 P: 6	R: 0 E: 0 K: 1 S: 5 H: 0 LOB: 0 BB: 0 P: 5	R: 0 E: 0 K: 0 S: 4 H: 2 LOB: 1 BB: 0 P: 4	R: 3 E: 0 K: 0 S: 7 H: 4 LOB: 1 BB: 0 P: 7	R: 1 E: 0 K: 0 S: 5 H: 2 LOB: 1 BB: 0 P: 5	R: 0 E: 0 K: 2 S: 8 H: 1 LOB: 1 BB: 0 P: 8	1B: 13 2B: 3 3B: 1 HR: 0	SF: 1 SAC: 1 DP: 1 HBP: 0						

TOP

New York Mets @ San Diego Padres

San Diego Stadium, San Diego, CA

Sat Sep 06 1980, 10:05 PM EDT

Att. 7,877 - Unknown

livebaseballscorecards.com

AB	39
R	7
H	16
RBI	7
BB	2
SO	6
LOB	18

WP: 0 PB: 0 SB: 4 CS: 0 PA: 43

PITCHER		IP	WLS	BF	H	R	ER	SO	BB	IBB	HBP	BLK	WP	HR	S	P	ERA	WHIP
Rick Wise, R ERA: 3.52	(1, 1)	6.0	W	27	9	3	3	4	2	0	0	0	0	0	33	41	4.50	1.833
Dennis Kinney, L ERA: 4.07	(7, 1)	0.1		5	4	3	3	0	0	0	0	0	0	0	5	5	81.00	12.000
Rollie Fingers, R ERA: 2.72	(7, 1)	2.2	S	11	3	1	1	2	0	0	0	0	0	0	15	15	3.38	1.125

PITCHER	IP	WLS	BF	H	R	ER	SO	BB	IBB	HBP	BLK	WP	HR	S	P	ERA	WHIP

Batter	1	2	3	4	5	6	7	8	9	AB	R	H	RBI	BB	SO	LOB
Gene Richards, L (1, 7) OBP: 0.365, SLG: 0.384	4-3 1B		6-3 ①	BLK 1B 1B	BB 2-H 2B		F7 ②			5	1	3	1	0	0	1
Ozzie Smith, S (1, 6) OBP: 0.321, SLG: 0.278	F9 ①		1B 1B 1B	S 1-H 1B 1B	BBB BB BB		1-2 1B			4	2	3	1	1	0	1
Jerry Mumphrey, S (1, 8) OBP: 0.340, SLG: 0.360	4-3 ② 1-2		1B 1B 1-3 1B	1B HR 1-H 1B	BBB 1-2 2-3 BB		F8 ③			4	2	2	1	1	0	3
Broderick Perkins, L (1, 9) OBP: 0.543, SLG: 0.707 Dave Winfield, R (8, 9) OBP: 0.364, SLG: 0.452	BBBB 4-0 BB		1B 1-2 3-H 1B	HR 1-2 1B	4-3 ③			F8 ①		3 1	1 0	2 0	1 0	1 0	0 0	3 0
Gene Tenace, R (1, 3) OBP: 0.384, SLG: 0.387	5-3 ③		1-3 1-3 2-H 1B	HR 1-H 2-H		SSS 0-3 K ①		SSS 0-3 K ②		5	1	2	4	0	2	2
Barry Evans, R (1, 5) OBP: 0.312, SLG: 0.321		SSS 0-3 K ①	1-3 ② 1-2	F4 ③		5-3 ②		FC6-4 1B		5	0	1	0	0	1	2
Craig Stimac, R (1, 2) OBP: 0.213, SLG: 0.273		F9 ②	F8 ③		4-3 2B 1B	6-3 ③		FC6-4 ③ 1-2f		5	1	1	0	0	0	3
Tim Flannery, L (1, 4) OBP: 0.280, SLG: 0.274		WP 1B		SSS 0-3 K ①	4-3 ① 1-2		1B 1B			4	0	2	0	0	1	1
Rick Wise, R (1, 1) OBP: 0.170, SLG: 0.192 Dennis Kinney, L (7, 1) OBP: 0.154, SLG: 0.083 Rollie Fingers, R (7, 1) OBP: 0.235, SLG: 0.412		SSS 0-3 K ③ 1-2		SSS 0-3 K ②	5-3 ②		SSS 0-3 K ①			3 0 1	0 0 0	0 0 0	0 0 0	0 0 1	2 0 1	2 0 1
Inning Stats	R: 0 E: 0 K: 0 S: 4 H: 1 LOB: 2 BB: 1 P: 8	R: 0 E: 0 K: 2 S: 8 H: 1 LOB: 1 BB: 0 P: 8	R: 2 E: 0 K: 0 S: 7 H: 4 LOB: 2 BB: 0 P: 7	R: 5 E: 0 K: 2 S: 12 H: 5 LOB: 0 BB: 0 P: 12	R: 1 E: 0 K: 0 S: 5 H: 2 LOB: 3 BB: 2 P: 13	R: 0 E: 0 K: 1 S: 5 H: 0 LOB: 0 BB: 0 P: 5	R: 0 E: 0 K: 1 S: 7 H: 2 LOB: 2 BB: 0 P: 7	R: 0 E: 0 K: 1 S: 6 H: 1 LOB: 1 BB: 0 P: 6		1B: 14 2B: 1 3B: 0 HR: 1 SF: 0 SAC: 0 DP: 0 HBP: 0						

PITCHER		IP	WLS	BF	H	R	ER	SO	BB	IBB	HBP	BLK	WP	HR	S	P	ERA	WHIP
Ray Burris, R ERA: 3.88	(1, 1)	3.2	L	21	9	5	5	4	1	0	0	1	1	0	28	32	12.27	2.727
Tom Hausman, R ERA: 3.64	(4, 1)	1.0		6	3	3	3	0	0	0	0	0	0	1	6	6	27.00	3.000
Ed Glynn, L ERA: 4.24	(5, 1)	0.1		4	1	0	0	0	2	0	0	0	0	0	2	10	0.00	9.000
Roy Lee Jackson, R ERA: 4.41	(6, 1)	2.0		8	2	0	0	2	0	0	0	0	0	0	12	12	0.00	1.000
Neil Allen, R ERA: 3.35	(8, 1)	1.0		4	1	0	0	1	0	0	0	0	0	0	6	6	0.00	1.000

PITCHER	IP	WLS	BF	H	R	ER	SO	BB	IBB	HBP	BLK	WP	HR	S	P	ERA	WHIP

BOTTOM

New York Mets @ San Diego Padres

San Diego Stadium, San Diego, CA

Sat Sep 06 1980, 10:05 PM EDT

Att. 7,877 - Unknown

livebaseballscorecards.com

AB	40
R	8
H	16
RBI	8
BB	3
SO	7
LOB	19

New York Mets @ San Diego Padres

San Diego Stadium, San Diego, CA

Sun Sep 07 1980, 6:33 AM EDT

Att. 5,141 - Unknown

livebaseballscorecards.com

Batter	1	2	3	4	5	6	7	8	9	AB	R	H	RBI	BB	SO	LOB
Mookie Wilson, S (1, 8) OBP: 0.296, SLG: 0.304	K		6-3		FC6-4 1-2f 2-3		BB 1-2		L8	4	0	0	0	1	1	4
Wally Backman, S (1, 4) OBP: 0.364, SLG: 0.333	4-3			WP 1B 1B	4-3		WP 1-2 2-H 3-H		G5-4-3 1-2f	3	0	1	0	0	0	2
Joel Youngblood, R (7, PH) OBP: 0.348, SLG: 0.382 (7, 5)							1B			2	0	1	2	0	0	1
Lee Mazzilli, S (1, 3) OBP: 0.364, SLG: 0.433	F7			K		CS S 1B	K 1-2 2-3			4	0	1	0	0	2	3
Claudell Washington, L (1, 9) OBP: 0.337, SLG: 0.476		4-3		F7		K 1-3	K			4	0	0	0	0	2	4
Steve Henderson, R (1, 7) OBP: 0.371, SLG: 0.407		1-6-3		WP 1-2 1B		FC6-4 BB		K		3	0	1	0	1	1	0
Hubie Brooks, R (1, 5) OBP: 0.200, SLG: 0.200		6-3		F9 1-2 2-3		FC6-4 1-2f		E6 FC6-4		3	0	0	0	0	0	3
Frank Taveras, R (7, 6) OBP: 0.310, SLG: 0.329										1	0	0	0	0	0	0
Alex Trevino, R (1, 2) OBP: 0.298, SLG: 0.297			SH1-4 1B		FC6-4 1B		1B 1-4 1B		FC6-4 1-2f	4	1	3	0	0	0	1
Bill Almon, R (1, 6) OBP: 0.241, SLG: 0.266 (7, 4)			F8		F4		1-4 1-2	K		4	0	0	0	0	1	4
John Pacella, R (1, 1) OBP: 0.000, SLG: 0.000			SH1-4 1-2		FC6-4 1-2 1B		BB 2-3 1B		G5-4-3 1B	0	0	0	0	0	0	0
Pete Falcone, L (3, 1) OBP: 0.214, SLG: 0.171										0	0	0	0	0	0	0
Dan Norman, R (5, PH) OBP: 0.000, SLG: 0.224										1	0	1	0	0	0	0
Dyar Miller, R (6, 1)										0	0	0	0	0	0	0
Jerry Morales, R (7, PH) OBP: 0.200, SLG: 0.360										1	1	1	0	0	0	0
Jeff Reardon, R (7, 1)										0	0	0	0	0	0	0
Roy Lee Jackson, R (8, 1) OBP: 0.000, SLG: 0.000										0	0	0	0	0	0	0
Elliott Maddox, R (9, PH) OBP: 0.000, SLG: 0.000										1	0	1	0	0	0	0
Butch Benton, R (9, PR) OBP: 0.308, SLG: 0.100										0	0	0	0	0	0	0

TOP

AB	35
R	2
H	10
RBI	2
BB	2
SO	7
LOB	22

Inning Stats	1	2	3	4	5	6	7	8	9
	R: 0 E: 0 K: 1 S: 5	R: 0 E: 0 K: 0 S: 3	R: 0 E: 0 K: 0 S: 4	R: 0 E: 0 K: 1 S: 7	R: 0 E: 0 K: 0 S: 5	R: 0 E: 0 K: 1 S: 5	R: 2 E: 0 K: 2 S: 10	R: 0 E: 1 K: 2 S: 8	R: 0 E: 0 K: 0 S: 3
	H: 0 LOB: 0 BB: 0 P: 5	H: 0 LOB: 0 BB: 0 P: 3	H: 1 LOB: 1 BB: 0 P: 4	H: 2 LOB: 2 BB: 0 P: 7	H: 2 LOB: 2 BB: 0 P: 5	H: 1 LOB: 1 BB: 1 P: 9	H: 3 LOB: 2 BB: 1 P: 14	H: 0 LOB: 1 BB: 0 P: 8	H: 1 LOB: 1 BB: 0 P: 3

1B: 10	SF: 0	WP: 2
2B: 0	SAC: 1	PB: 0
3B: 0	DP: 1	SB: 1
HR: 0	HBP: 0	CS: 1

PA: 38

PITCHER		IP	WLS	BF	H	R	ER	SO	BB	IBB	HBP	BLK	WP	HR	S	P	ERA	WHIP
Bob Shirley, L ERA: 3.65	(1, 1)	6.1	W	29	9	2	2	3	2	0	0	0	1	0	33	41	2.84	1.737
Gary Lucas, L ERA: 3.3	(7, 1)	2.2	S	9	1	0	0	4	0	0	0	0	1	0	17	17	0.00	0.375

PITCHER	IP	WLS	BF	H	R	ER	SO	BB	IBB	HBP	BLK	WP	HR	S	P	ERA	WHIP

BOTTOM

New York Mets @ San Diego Padres

San Diego Stadium, San Diego, CA

Sun Sep 07 1980, 6:33 AM EDT

Att. 5,141 - Unknown

Batter	1	2	3	4	5	6	7	8	9	AB	R	H	RBI	BB	SO	LOB
Gene Richards, L (1, 7) OBP: 0.364, SLG: 0.381	BBBB 4-0 CS BB		SSS 0-3 ① K	x 0-0 ② F8			x 0-0 ② 4-3			3	0	0	0	1	1	1
Ozzie Smith, S (1, 6) OBP: 0.320, SLG: 0.276	BBBB 4-0 ① S 1-2 BB		x 0-0 ② F8	x 0-0 ③ 2-3			x 0-0 ③ F8			3	0	0	0	1	0	1
Jerry Mumphrey, S (1, 8) OBP: 0.341, SLG: 0.361	SSS 0-3 ② K 1-2		x 0-0 S 1B 1B		x 0-0 ① 6-3			x 0-0 S 1B 1B		4	2	2	0	0	1	1
Dave Winfield, R (1, 9) OBP: 0.365, SLG: 0.450	BBBB 4-0 BB		BBBB 4-0 1B 1-2 2B BB		x 0-0 ② F9			x 0-0 ① F4 1-2		2	1	0	0	2	0	1
Broderick Perkins, L (1, 3) OBP: 0.520, SLG: 0.667	x 0-0 ③ L8		x 0-0 S 1-3 2-H 2B 1B		x 0-0 ③ 6-3			SSS 0-3 ② K		4	1	1	1	0	1	3
Gene Tenace, R (1, 2) OBP: 0.387, SLG: 0.392 Randy Bass, L (8, PH) Paul Dade, R (8, PR) OBP: 0.316, SLG: 0.188 Bill Fahey, L (9, 2) OBP: 0.289, SLG: 0.255		BBBB 4-0 S 1B BB	x 0-0 1-H 3-H 2B			x 0-0 ① 5-3		4-0 1B 2B IBB		2 0 0 0	0 0 1 0	1 0 0 0	2 0 0 0	1 1 0 0	0 0 0 0	0 0 0 0
Luis Salazar, R (1, 5) OBP: 0.438, SLG: 0.466		SSS 0-3 ① K 1-2	x 0-0 ③ 6-3			x 0-0 ② F7		x 0-0 2B 1-2 2-H 1B		4	0	1	1	0	1	2
Tim Flannery, L (1, 4) OBP: 0.283, SLG: 0.282		SSS 0-3 ② K		x 0-0 1B		x 0-0 ③ F8		x 0-0 1-3 2-H 2B		4	0	2	1	0	1	1
Bob Shirley, R (1, 1) OBP: 0.174, SLG: 0.050 Gary Lucas, L (7, 1) OBP: 0.206, SLG: 0.182		x 0-0 ③ 2-H 1B		SSS 0-3 ① K			x 0-0 ① 5-3	x 0-0 ③ 4-3		2 2	0 0	1 0	0 0	0 0	1 0	1 3
Inning Stats	R: 0 H: 0 E: 0 LOB: 2 K: 1 BB: 3 S: 4 P: 16	R: 0 H: 1 E: 0 LOB: 2 K: 2 BB: 1 S: 7 P: 11	R: 3 H: 3 E: 0 LOB: 1 K: 1 BB: 1 S: 8 P: 12	R: 0 H: 1 E: 0 LOB: 1 K: 1 BB: 0 S: 6 P: 6	R: 0 H: 0 E: 0 LOB: 0 K: 0 BB: 0 S: 3 P: 3	R: 0 H: 0 E: 0 LOB: 0 K: 0 BB: 0 S: 3 P: 3	R: 0 H: 0 E: 0 LOB: 0 K: 0 BB: 0 S: 3 P: 3	R: 2 H: 3 E: 0 LOB: 3 K: 1 BB: 1 S: 8 P: 12		1B: 6 SF: 0 2B: 2 SAC: 0 3B: 0 DP: 0 HR: 0 HBP: 0						

livebaseballscorecards.com

AB	30
R	5
H	8
RBI	5
BB	6
SO	6
LOB	14

WP: 0 PA: 36
PB: 0
SB: 5
CS: 1

PITCHER		IP	WLS	BF	H	R	ER	SO	BB	IBB	HBP	BLK	WP	HR	S	P	ERA	WHIP
John Pacella, R ERA: 5.2	(1, 1)	2.2	L	15	4	3	3	4	5	0	0	0	0	0	18	38	10.12	3.375
Pete Falcone, L ERA: 4.9	(3, 1)	1.1		5	1	0	0	1	0	0	0	0	0	0	7	7	0.00	0.750
Dyar Miller, R ERA: 2.25	(5, 1)	2.0		6	0	0	0	0	0	0	0	0	0	0	6	6	0.00	0.000
Jeff Reardon, R ERA: 2.8	(7, 1)	1.2		9	3	2	2	1	0	1	0	0	0	0	10	14	10.80	1.800
Roy Lee Jackson, R ERA: 4.38	(8, 1)	0.1		1	0	0	0	0	0	0	0	0	0	0	1	1	0.00	0.000

PITCHER	IP	WLS	BF	H	R	ER	SO	BB	IBB	HBP	BLK	WP	HR	S	P	ERA	WHIP

Batter	1	2	3	4	5	6	7	8	9	AB	R	H	RBI	BB	SO	LOB
Mookie Wilson, S (1, 8) OBP: 0.290, SLG: 0.296	SH3-4 S 1B		F4			4-3		K		4	0	1	0	0	1	1
Frank Taveras, R (1, 6) OBP: 0.309, SLG: 0.327	SH3-4 1-3		F8			6-3		FC4-6 1-2f		3	0	0	0	0	0	1
Lee Mazzilli, S (1, 3) OBP: 0.363, SLG: 0.431	F6		F8			G3			1B	4	0	1	0	0	0	1
Claudell Washington, L (1, 9) OBP: 0.336, SLG: 0.476	F6			F8			SH1-4 2B		K	4	0	1	0	0	1	2
Steve Henderson, R (1, 7) OBP: 0.371, SLG: 0.405		K		G6-4-3 BB			SH1-4 2-3		K	2	0	0	0	1	2	1
Elliott Maddox, R (1, 5) OBP: 0.341, SLG: 0.328		1B BB		G6-4-3 1-2f			5-3		F3	3	0	0	0	1	0	3
Alex Trevino, R (1, 2) OBP: 0.298, SLG: 0.297		F8			FC6-4 1B		5-3			3	0	1	0	0	0	2
Wally Backman, S (1, 4) OBP: 0.360, SLG: 0.333		1-2 1B			FC6-4 G1-6-3 1-2f			F7		3	0	1	0	0	0	1
Pat Zachry, R (1, 1) OBP: 0.067, SLG: 0.047		K			G1-6-3 1-2f			FC4-6 BB		2	0	0	0	0	1	3
Dyar Miller, R (7, 1)										0	0	0	0	0	0	0
Mike Jorgensen, L (8, PH) OBP: 0.350, SLG: 0.363										0	0	0	0	1	0	0
Neil Allen, R (8, 1) OBP: 0.200, SLG: 0.143										0	0	0	0	0	0	0
Inning Stats	R: 0 H: 1 E: 0 LOB: 1 K: 0 BB: 0 S: 4 P: 4	R: 0 H: 1 E: 0 LOB: 2 K: 2 BB: 1 S: 8 P: 12	R: 0 H: 0 E: 0 LOB: 0 K: 0 BB: 0 S: 3 P: 3	R: 0 H: 0 E: 0 LOB: 0 K: 0 BB: 1 S: 2 P: 6	R: 0 H: 1 E: 0 LOB: 0 K: 0 BB: 0 S: 3 P: 3	R: 0 H: 0 E: 0 LOB: 0 K: 0 BB: 0 S: 3 P: 3	R: 0 H: 1 E: 0 LOB: 1 K: 0 BB: 0 S: 4 P: 4	R: 0 H: 0 E: 0 LOB: 1 K: 1 BB: 1 S: 5 P: 9	R: 0 H: 1 E: 0 LOB: 1 K: 2 BB: 0 S: 8 P: 8	1B: 4 SF: 0 2B: 1 SAC: 2 3B: 0 DP: 2 HR: 0 HBP: 0						

TOP

New York Mets @ Montreal Expos

Olympic Stadium, Montreal, QB

Tue Sep 09 1980, 7:05 PM EDT

Att. 27,659 - Unknown

livebaseballscorecards.com

AB	28
R	0
H	5
RBI	0
BB	3
SO	5
LOB	15

PITCHER		IP	WLS	BF	H	R	ER	SO	BB	IBB	HBP	BLK	WP	HR	S	P	ERA	WHIP
Steve Rogers, R ERA: 2.9	(1, 1)	9.0	W	33	5	0	0	5	3	0	0	0	0	0	40	52	0.00	0.889

PITCHER	IP	WLS	BF	H	R	ER	SO	BB	IBB	HBP	BLK	WP	HR	S	P	ERA	WHIP

Batter	1	2	3	4	5	6	7	8	9	AB	R	H	RBI	BB	SO	LOB
Ron LeFlore, R (1, 7) OBP: 0.337, SLG: 0.359	F9		F8		S 1B		1-H 2-H 3B			4	0	2	2	0	0	1
Jerry White, S (9, 7) OBP: 0.333, SLG: 0.398										0	0	0	0	0	0	0
Rodney Scott, S (1, 4) OBP: 0.325, SLG: 0.307	K		K		1-3 1-2		K			4	0	0	0	0	3	3
Rowland Office, L (1, 9) OBP: 0.372, SLG: 0.445	BB		FC6-4 1-2 BB			F5	FC6-4 BB			1	0	0	0	3	0	0
Andre Dawson, R (1, 8) OBP: 0.360, SLG: 0.475	F9		FC6-4 1-2f			6-3	FC6-4 1-2f			4	0	0	0	0	0	5
Gary Carter, R (1, 2) OBP: 0.309, SLG: 0.440		1-3		G6-4-3 BB		CS 1B		F8		3	0	1	0	1	0	0
Warren Cromartie, L (1, 3) OBP: 0.354, SLG: 0.455		2B	F8			CS 1-2	HR	K		4	1	2	1	0	1	1
Larry Parrish, R (1, 5) OBP: 0.317, SLG: 0.442		F7	G6-4-3 1-2f				5-3	L3		4	0	0	0	0	0	2
Chris Speier, R (1, 6) OBP: 0.322, SLG: 0.293		K			1-3		BB 3B 1B			3	1	1	0	0	1	1
Steve Rogers, R (1, 1) OBP: 0.273, SLG: 0.176			BB 1B		F3		3B BB 1-2			2	1	1	0	1	0	0
Inning Stats	R: 0 E: 0 K: 1 S: 5 H: 0 LOB: 1 BB: 1 P: 9	R: 0 E: 0 K: 1 S: 6 H: 1 LOB: 1 BB: 0 P: 6	R: 0 E: 0 K: 1 S: 6 H: 1 LOB: 2 BB: 1 P: 10	R: 0 E: 0 K: 0 S: 2 H: 0 LOB: 0 BB: 1 P: 6	R: 0 E: 0 K: 0 S: 4 H: 1 LOB: 1 BB: 0 P: 4	R: 0 E: 0 K: 0 S: 3 H: 1 LOB: 0 BB: 0 P: 3	R: 3 E: 0 K: 1 S: 8 H: 3 LOB: 2 BB: 2 P: 16	R: 0 E: 0 K: 1 S: 5 H: 0 LOB: 0 BB: 0 P: 5		1B: 4 2B: 1 3B: 1 HR: 1	SF: 0 SAC: 0 DP: 1 HBP: 0					

PITCHER		IP	WLS	BF	H	R	ER	SO	BB	IBB	HBP	BLK	WP	HR	S	P	ERA	WHIP
Pat Zachry, R ERA: 2.84	(1, 1)	6.1	L	27	6	3	3	3	4	0	0	0	0	1	29	45	4.26	1.579
Dyar Miller, R ERA: 2.2	(7, 1)	0.2		4	1	0	0	1	1	0	0	0	0	0	5	9	0.00	3.000
Neil Allen, R ERA: 3.31	(8, 1)	1.0		3	0	0	0	1	0	0	0	0	0	0	5	5	0.00	0.000

PITCHER	IP	WLS	BF	H	R	ER	SO	BB	IBB	HBP	BLK	WP	HR	S	P	ERA	WHIP

BOTTOM

New York Mets @ Montreal Expos

Olympic Stadium, Montreal, QB

Tue Sep 09 1980, 7:05 PM EDT

Att. 27,659 - Unknown

livebaseballscorecards.com

AB	29
R	3
H	7
RBI	3
BB	5
SO	5
LOB	13

WP: 0 PB: 0 SB: 1 CS: 1 PA: 35

Philadelphia Phillies @ New York Mets

Shea Stadium, Flushing, NY

Wed Sep 10 1980, 7:05 PM EDT

Att. 6,748 - Unknown

TOP

livebaseballscorecards.com

Batter	1	2	3	4	5	6	7	8	9	AB	R	H	RBI	BB	SO	LOB
Pete Rose, S (1, 3) OBP: 0.355, SLG: 0.361	0-0 1B 2B	0-0 ③ 3-1		0-0 ③ 3-1			0-0 ② L7		0-0 ① F7	5	1	1	0	0	0	3
Del Unser, L (9, 3) OBP: 0.318, SLG: 0.358										0	0	0	0	0	0	0
Bake McBride, L (1, 9) OBP: 0.339, SLG: 0.460	0-0 5-3 2B 1B 2-H		0-0 2B		0-0 CS 1B		0-0 ③ L9		0-0 1B 1-2 1B	5	1	4	1	0	0	0
Mike Schmidt, R (1, 5) OBP: 0.379, SLG: 0.594	0-0 ① 5-3 1-2		0-3 ① K S S S	0-0 ② L7	0-0 ③ 3-1			4-0 ① P6 B B B	0-0 ② F8	5	0	0	0	0	1	5
Greg Luzinski, R (1, 7) OBP: 0.368, SLG: 0.475	0-0 1-3 1B 2B 2-H		0-0 ③ G3			0-3 ① K S S S		6-3 1B BB	0-0 ③ F9 1-2 2-H	3	1	1	1	1	0	1
Jay Loviglio, R (8, PR)										0	1	0	0	0	0	0
Greg Gross, L (8, 7) OBP: 0.344, SLG: 0.314										1	0	1	1	0	0	0
Manny Trillo, R (1, 4) OBP: 0.344, SLG: 0.427	0-0 ② 1-3 2-3							0-0 ② 6-3 1-2		5	0	0	0	0	1	5
John Vukovich, R (9, 4) OBP: 0.203, SLG: 0.218										0	0	0	0	0	0	0
Garry Maddox, R (1, 8) OBP: 0.278, SLG: 0.388	0-0 1B 3-H			0-0 ① F7		0-0 CS 1B		0-0 1B 2-H		4	0	3	2	0	0	0
Larry Bowa, S (1, 6) OBP: 0.289, SLG: 0.323	0-0 ③ 4-3			0-0 FC1-5 1B		0-0 1B 1-2		0-0 1B 1-2		4	0	3	0	0	0	1
Bob Boone, R (1, 2) OBP: 0.300, SLG: 0.345		0-0 ① F7		0-0 FC1-5 1-2		0-3 ②③ K S S S 2-3		0-0 ③ 6-3		4	0	1	0	0	1	4
Marty Bystrom, R (1, 1) OBP: 0.250, SLG: 0.250		0-3 ② K S S S		0-0 ② FC1-5 1-2 2-3f			0-3 ① K S S S		0-0 1B 1B 1B	4	1	1	0	0	2	2
Inning Stats	R: 3 H: 4 E: 0 LOB: 1 K: 0 BB: 0 S: 7 P: 7	R: 0 H: 0 E: 0 LOB: 0 K: 1 BB: 0 S: 5 P: 5	R: 0 H: 1 E: 0 LOB: 1 K: 1 BB: 0 S: 6 P: 6	R: 0 H: 2 E: 0 LOB: 2 K: 0 BB: 0 S: 5 P: 5	R: 0 H: 1 E: 0 LOB: 0 K: 0 BB: 0 S: 3 P: 3	R: 0 H: 2 E: 0 LOB: 1 K: 2 BB: 0 S: 8 P: 8	R: 0 H: 0 E: 0 LOB: 0 K: 1 BB: 0 S: 5 P: 5	R: 1 H: 2 E: 0 LOB: 2 K: 0 BB: 1 S: 5 P: 9	R: 1 H: 3 E: 0 LOB: 2 K: 0 BB: 0 S: 6 P: 6	1B: 12 SF: 0 2B: 3 SAC: 0 3B: 0 DP: 0 HR: 0 HBP: 0						

	AB	40
	R	5
	H	15
	RBI	5
	BB	1
	SO	5
	LOB	21

PITCHER	IP	WLS	BF	H	R	ER	SO	BB	IBB	HBP	BLK	WP	HR	S	P	ERA	WHIP
Mark Bomback, R (1, 1) ERA: 4.19	5.0	L	22	8	3	3	2	0	0	0	0	0	0	26	26	5.40	1.600
Roy Lee Jackson, R (6, 1) ERA: 4.3	3.0		13	4	1	1	3	1	0	0	0	0	0	18	22	3.00	1.667
Jeff Reardon, R (9, 1) ERA: 2.88	0.2		5	3	1	1	0	0	0	0	0	0	0	5	5	13.50	4.500
Dyar Miller, R (9, 1) ERA: 2.18	0.1		1	0	0	0	0	0	0	0	0	0	0	1	1	0.00	0.000

PITCHER	IP	WLS	BF	H	R	ER	SO	BB	IBB	HBP	BLK	WP	HR	S	P	ERA	WHIP

WP: 0 PB: 0 SB: 0 CS: 2 PA: 41

Batter	1	2	3	4	5	6	7	8	9	AB	R	H	RBI	BB	SO	LOB
Mookie Wilson, S (1, 8) OBP: 0.257, SLG: 0.258	K		1-3			4-3		FC1-4-6 / FC6-4		4	0	0	0	0	1	1
Frank Taveras, R (1, 6) OBP: 0.308, SLG: 0.326	S		6-3			L8		FC6-4		4	0	1	0	0	0	1
Lee Mazzilli, S (1, 3) OBP: 0.360, SLG: 0.428	F8			4-3		L7			F8	4	0	0	0	0	0	1
Claudell Washington, L (1, 7) OBP: 0.332, SLG: 0.471	3-1			3-1			F7		G3	4	0	0	0	0	0	1
Joel Youngblood, R (1, 9) OBP: 0.351, SLG: 0.384		S / 1B		CS / 1B			F5		BB	3	0	2	0	1	0	0
Elliott Maddox, R (1, 5) OBP: 0.340, SLG: 0.327		K		CS	K		1B		F8	4	0	1	0	0	2	2
Alex Trevino, R (1, 2) OBP: 0.295, SLG: 0.294		F2			F3		4-3			3	0	0	0	0	0	2
Wally Backman, S (1, 4) OBP: 0.393, SLG: 0.348		K			WP / 1B			BB / FC1-4-6		2	0	1	0	1	1	1
Mark Bomback, R (1, 1) OBP: 0.293, SLG: 0.278			K		4-3			F8		1	0	0	0	0	1	0
Jose Moreno, S (5, PH) OBP: 0.216, SLG: 0.486										1	0	0	0	0	0	1
Roy Lee Jackson, R (6, 1) OBP: 0.200, SLG: 0.333										0	0	0	0	0	0	0
Mike Jorgensen, L (8, PH) OBP: 0.349, SLG: 0.362										1	0	0	0	0	0	1
Jeff Reardon, R (9, 1)										0	0	0	0	0	0	0
Dyar Miller, R (9, 1)										0	0	0	0	0	0	0
Inning Stats	R: 0 E: 0 K: 1 S: 6 / H: 1 LOB: 1 BB: 0 P: 6	R: 0 E: 0 K: 2 S: 8 / H: 1 LOB: 1 BB: 0 P: 8	R: 0 E: 0 K: 1 S: 5 / H: 0 LOB: 0 BB: 0 P: 5	R: 0 E: 0 K: 0 S: 3 / H: 1 LOB: 0 BB: 0 P: 3	R: 0 E: 0 K: 1 S: 6 / H: 1 LOB: 1 BB: 0 P: 6	R: 0 E: 0 K: 0 S: 3 / H: 0 LOB: 0 BB: 0 P: 3	R: 0 E: 0 K: 0 S: 4 / H: 1 LOB: 1 BB: 0 P: 4	R: 0 E: 0 K: 0 S: 3 / H: 0 LOB: 1 BB: 1 P: 7	R: 0 E: 0 K: 0 S: 3 / H: 0 LOB: 1 BB: 1 P: 7	1B: 5 2B: 0 3B: 0 HR: 0	SF: 0 SAC: 0 DP: 0 HBP: 0					

PITCHER	IP	WLS	BF	H	R	ER	SO	BB	IBB	HBP	BLK	WP	HR	S	P	ERA	WHIP
Marty Bystrom, R (1, 1) ERA:	9.0	W	33	5	0	0	5	2	0	0	0	1	0	41	49	0.00	0.778

PITCHER	IP	WLS	BF	H	R	ER	SO	BB	IBB	HBP	BLK	WP	HR	S	P	ERA	WHIP

BOTTOM

Philadelphia Phillies @ New York Mets

Shea Stadium, Flushing, NY

Wed Sep 10 1980, 7:05 PM EDT

Att. 6,748 - Unknown

livebaseballscorecards.com

AB	31
R	0
H	5
RBI	0
BB	2
SO	5
LOB	11

1B: 5 SF: 0 WP: 1 PA: 34
2B: 0 SAC: 0 PB: 0
3B: 0 DP: 0 SB: 2
HR: 0 HBP: 0 CS: 1

Batter	1	2	3	4	5	6	7	8	9	AB	R	H	RBI	BB	SO	LOB
Pete Rose, S (1, 3) OBP: 0.356, SLG: 0.362	F7			4-3		BB, 2-3, 1B		P6	1B, 2-H, 3-H	5	0	2	2	0	0	0
Orlando Isales, R (9, PR)										0	0	0	0	0	0	0
Tug McGraw, R (9, 1) OBP: 0.333, SLG: 0.333										0	0	0	0	0	0	0
Bake McBride, L (1, 9) OBP: 0.337, SLG: 0.457	F7			F9		SF8, 3-H		BBBB, 2-3, BB	P6	3	0	0	1	1	0	1
Mike Schmidt, R (1, 5) OBP: 0.379, SLG: 0.599	F8			HR		BBBB, 4-0, 1-2, BB		2-3, 1-2		3	1	1	1	1	0	1
Greg Luzinski, R (1, 7) OBP: 0.364, SLG: 0.469		F7		F9		F9		G3		4	0	0	0	0	0	3
Greg Gross, L (8, 7) OBP: 0.344, SLG: 0.314										0	0	0	0	0	0	0
Manny Trillo, R (1, 4) OBP: 0.344, SLG: 0.424		L7			6-3		BBBB, 4-0, FC5-4, S, BB		5-3	3	0	0	0	1	0	0
Garry Maddox, R (1, 8) OBP: 0.277, SLG: 0.389		4-3			L9		0-0, 1-2, L8		2B	4	1	1	0	0	0	1
Larry Bowa, S (1, 6) OBP: 0.289, SLG: 0.321			6-3		P6		BBBB, 4-0, FC5-4, BB		1-3	3	0	0	0	1	0	1
Bob Boone, R (1, 2) OBP: 0.300, SLG: 0.343			SSS, 0-3, K			5-3	0-0, 1-2f, 2-3, FC5-4		2B, 1B, IBB	3	1	0	0	1	1	2
Dick Ruthven, R (1, 1) OBP: 0.242, SLG: 0.333			4-3			1B, SF8, 2B	0-0, 5-3		1-3, 2-H, 1B, 2B	3	1	1	0	0	0	2
Del Unser, L (9, PH) (9, 3) OBP: 0.326, SLG: 0.378										1	1	1	1	0	0	0
Inning Stats	R: 0 E: 0 K: 0 S: 3 H: 0 LOB: 0 BB: 0 P: 3	R: 0 E: 0 K: 0 S: 3 H: 0 LOB: 0 BB: 0 P: 3	R: 0 E: 0 K: 1 S: 5 H: 0 LOB: 0 BB: 0 P: 5	R: 1 E: 0 K: 0 S: 4 H: 1 LOB: 0 BB: 0 P: 4	R: 0 E: 0 K: 0 S: 3 H: 0 LOB: 0 BB: 0 P: 3	R: 1 E: 0 K: 0 S: 5 H: 2 LOB: 2 BB: 1 P: 9	R: 0 E: 0 K: 0 S: 3 H: 0 LOB: 2 BB: 2 P: 11	R: 0 E: 0 K: 0 S: 3 H: 0 LOB: 1 BB: 1 P: 7	R: 3 E: 0 K: 0 S: 6 H: 3 LOB: 1 BB: 1 P: 10	1B: 2 2B: 3 3B: 0 HR: 1 SF: 1 SAC: 0 DP: 0 HBP: 0	WP: 0 PB: 0 SB: 1 CS: 0 PA: 38					

PITCHER		IP	WLS	BF	H	R	ER	SO	BB	IBB	HBP	BLK	WP	HR	S	P	ERA	WHIP
Ray Burris, R ERA: 3.82	(1, 1)	7.0	L	27	3	2	2	1	3	0	0	0	0	1	26	38	2.57	0.857
Juan Berenguer, R ERA: 13.5	(8, 1)	2.0		11	3	3	3	0	1	1	0	0	0	0	9	17	13.50	2.000

PITCHER	IP	WLS	BF	H	R	ER	SO	BB	IBB	HBP	BLK	WP	HR	S	P	ERA	WHIP

TOP

Philadelphia Phillies @ New York Mets

Shea Stadium, Flushing, NY

Thu Sep 11 1980, 7:05 PM EDT

Att. 6,376 - Unknown

livebaseballscorecards.com

AB	32
R	5
H	6
RBI	5
BB	5
SO	1
LOB	11

BOTTOM

Philadelphia Phillies @ New York Mets

Shea Stadium, Flushing, NY

Thu Sep 11 1980, 7:05 PM EDT

Att. 6,376 - Unknown

Batter	1	2	3	4	5	6	7	8	9	AB	R	H	RBI	BB	SO	LOB
Mookie Wilson, S (1, 8) OBP: 0.300, SLG: 0.306	CS S 1B		1-2 1B		1-2 2-3 1B		P4		5-3	5	0	3	0	0	0	2
Claudell Washington, L (1, 9) OBP: 0.331, SLG: 0.468 Joel Youngblood, R (4, 9) OBP: 0.350, SLG: 0.383	K 1-3		K		SF9 3-H			L1		2 1	0 0	0 0	0 1	0 0	2 0	3 0
Alex Trevino, R (1, 2) OBP: 0.298, SLG: 0.297	1B		K		F8			1B		4	0	2	0	0	1	4
Lee Mazzilli, S (1, 3) OBP: 0.358, SLG: 0.424	L8			L9		L9		K		4	0	0	0	0	1	2
Steve Henderson, R (1, 7) OBP: 0.372, SLG: 0.404		CS BB		K		G3 1B		K		3	0	1	0	1	2	1
Hubie Brooks, R (1, 5) OBP: 0.214, SLG: 0.154		5-3 1-2		K		G3 1-2			1B 6-3 HBP	3	0	0	0	0	1	2
Wally Backman, S (1, 4) OBP: 0.375, SLG: 0.308		6-3			FC1-6 1B BB	4-3			6-3 1-2	3	0	0	0	1	0	2
Bill Almon, R (1, 6) OBP: 0.250, SLG: 0.274			K		1B FC1-6 1-2 SF9 1B		F9		2-3 1B	4	1	2	0	0	1	0
Ray Burris, R (1, 1) OBP: 0.133, SLG: 0.114 Jose Moreno, S (7, PH) OBP: 0.211, SLG: 0.472 Juan Berenguer, R (8, 1) Elliott Maddox, R (9, PH) OBP: 0.339, SLG: 0.326			1B		FC1-6 1-2 2-3f 1B		6-3		L9	2 1 0 1	0 0 0 0	1 0 0 0	0 0 0 0	0 0 0 0	0 0 0 0	2 0 0 2
Inning Stats	R: 0 H: 2 E: 0 LOB: 1 K: 1 BB: 0 S: 6 P: 6	R: 0 H: 0 E: 0 LOB: 0 K: 0 BB: 1 S: 2 P: 6	R: 0 H: 2 E: 0 LOB: 2 K: 3 BB: 0 S: 11 P: 11	R: 0 H: 0 E: 0 LOB: 0 K: 2 BB: 0 S: 7 P: 7	R: 1 H: 2 E: 0 LOB: 2 K: 0 BB: 1 S: 5 P: 9	R: 0 H: 1 E: 0 LOB: 1 K: 0 BB: 0 S: 4 P: 4	R: 0 H: 0 E: 0 LOB: 0 K: 0 BB: 0 S: 3 P: 3	R: 0 H: 1 E: 0 LOB: 1 K: 2 BB: 0 S: 8 P: 8	R: 0 H: 1 E: 0 LOB: 2 K: 0 BB: 0 S: 4 P: 5	1B: 9 2B: 0 3B: 0 HR: 0	SF: 1 SAC: 0 DP: 0 HBP: 1					

livebaseballscorecards.com

	AB	33
	R	1
	H	9
	RBI	1
	BB	2
	SO	8
	LOB	20

WP: 0 PB: 0 SB: 1 CS: 2 PA: 37

PITCHER		IP	WLS	BF	H	R	ER	SO	BB	IBB	HBP	BLK	WP	HR	S	P	ERA	WHIP
Dick Ruthven, R ERA: 3.64	(1, 1)	8.0	W	32	8	1	1	8	2	0	0	0	0	0	46	54	1.12	1.250
Tug McGraw, L ERA: 1.88	(9, 1)	1.0		5	1	0	0	0	0	0	1	0	0	0	4	5	0.00	1.000

PITCHER	IP	WLS	BF	H	R	ER	SO	BB	IBB	HBP	BLK	WP	HR	S	P	ERA	WHIP

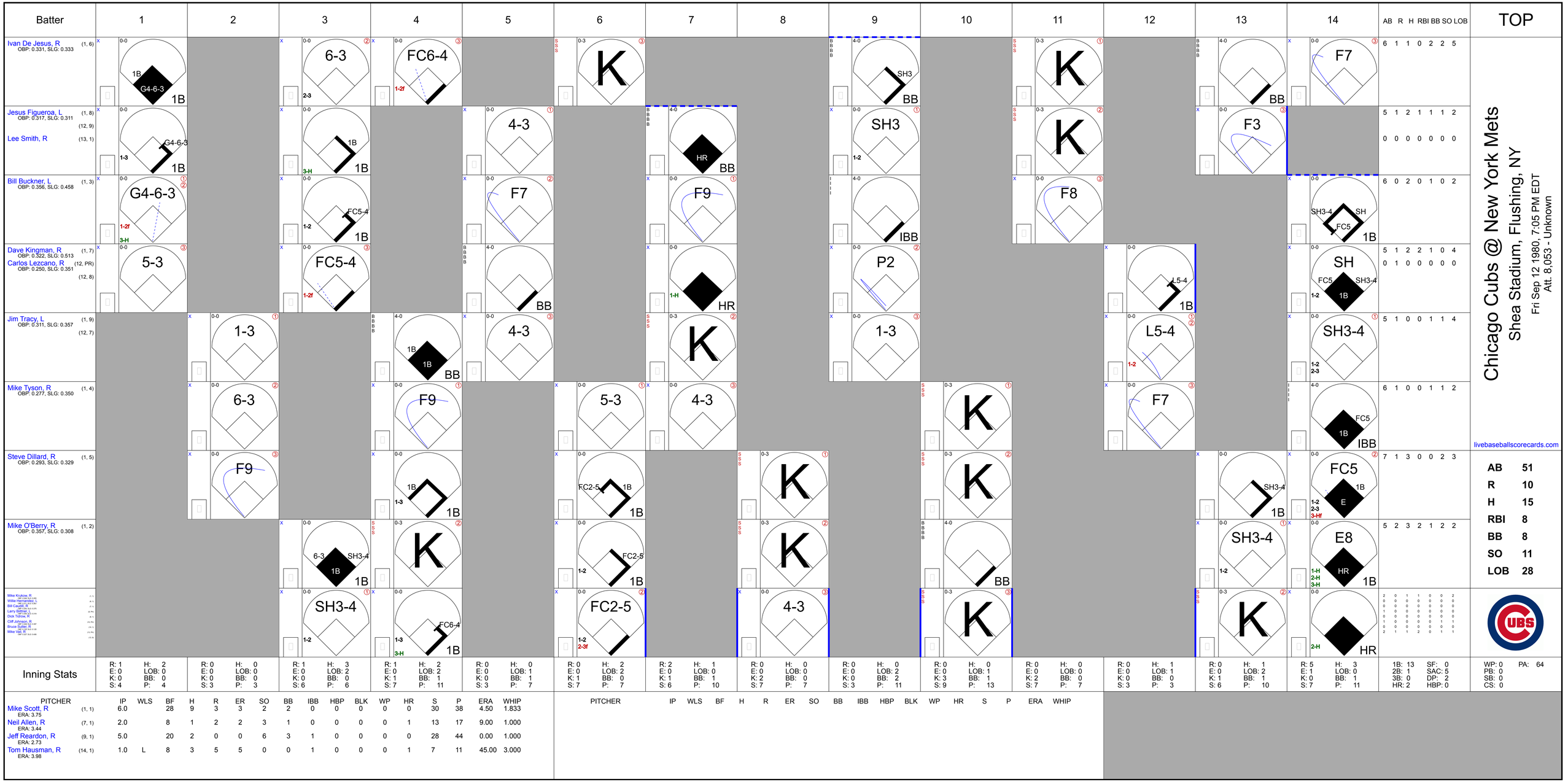
Batter
1
2
3
4
5
6
7
8
9
10
11
12
13
14
AB R H RBI BB SO LOB
TOP
Ivan De Jesus, R (1, 6) OBP: 0.331, SLG: 0.333
6 1 1 0 2 2 5
Jesus Figueroa, L (1, 8) (12, 9)
Lee Smith, R (13, 1) OBP: 0.317, SLG: 0.311
5 1 2 1 1 1 2
0 0 0 0 0 0 0
Bill Buckner, L (1, 3) OBP: 0.356, SLG: 0.458
6 0 2 0 1 0 2
Dave Kingman, R (1, 7) OBP: 0.322, SLG: 0.513
Carlos Lezcano, R (12, PR) (12, 8) OBP: 0.250, SLG: 0.351
5 1 2 2 1 0 4
0 1 0 0 0 0 0
Jim Tracy, L (1, 9) (12, 7) OBP: 0.311, SLG: 0.357
5 1 0 0 1 1 4
Mike Tyson, R (1, 4) OBP: 0.277, SLG: 0.350
6 1 0 0 1 1 2
Steve Dillard, R (1, 5) OBP: 0.293, SLG: 0.329
7 1 3 0 0 2 3
Mike O'Berry, R (1, 2) OBP: 0.357, SLG: 0.308
5 2 3 2 1 2 2
Chicago Cubs @ New York Mets
Shea Stadium, Flushing, NY
Fri Sep 12 1980, 7:05 PM EDT
Att. 8,053 - Unknown
livebaseballscorecards.com
AB 51
R 10
H 15
RBI 8
BB 8
SO 11
LOB 28
Inning Stats
R: 1 E: 0 K: 0 S: 4 H: 2 LOB: 0 BB: 0 P: 4
R: 0 E: 0 K: 0 S: 3 H: 0 LOB: 0 BB: 0 P: 3
R: 1 E: 0 K: 0 S: 6 H: 3 LOB: 2 BB: 0 P: 6
R: 1 E: 0 K: 1 S: 7 H: 2 LOB: 2 BB: 1 P: 11
R: 0 E: 0 K: 0 S: 3 H: 0 LOB: 1 BB: 1 P: 7
R: 0 E: 0 K: 1 S: 7 H: 2 LOB: 2 BB: 0 P: 7
R: 2 E: 0 K: 1 S: 6 H: 1 LOB: 0 BB: 1 P: 10
R: 0 E: 0 K: 2 S: 7 H: 0 LOB: 0 BB: 0 P: 7
R: 0 E: 0 K: 0 S: 3 H: 0 LOB: 2 BB: 2 P: 11
R: 0 E: 0 K: 3 S: 9 H: 0 LOB: 1 BB: 1 P: 13
R: 0 E: 0 K: 2 S: 7 H: 0 LOB: 0 BB: 0 P: 7
R: 0 E: 0 K: 0 S: 3 H: 1 LOB: 1 BB: 0 P: 3
R: 0 E: 0 K: 1 S: 6 H: 1 LOB: 2 BB: 1 P: 10
R: 5 E: 1 K: 0 S: 7 H: 3 LOB: 0 BB: 1 P: 11
1B: 13 2B: 1 3B: 0 HR: 2 SF: 0 SAC: 5 DP: 2 HBP: 0
WP: 0 PB: 0 SB: 0 CS: 0 PA: 64
PITCHER IP WLS BF H R ER SO BB IBB HBP BLK WP HR S P ERA WHIP
Mike Scott, R (1, 1) ERA: 3.75 6.0 28 9 3 3 2 2 0 0 0 0 0 30 38 4.50 1.833
Neil Allen, R (7, 1) ERA: 3.44 2.0 8 1 2 2 3 1 0 0 0 0 1 13 17 9.00 1.000
Jeff Reardon, R (9, 1) ERA: 2.73 5.0 20 2 0 0 6 3 1 0 0 0 0 28 44 0.00 1.000
Tom Hausman, R (14, 1) ERA: 3.98 1.0 L 8 3 5 5 0 0 1 0 0 0 1 7 11 45.00 3.000

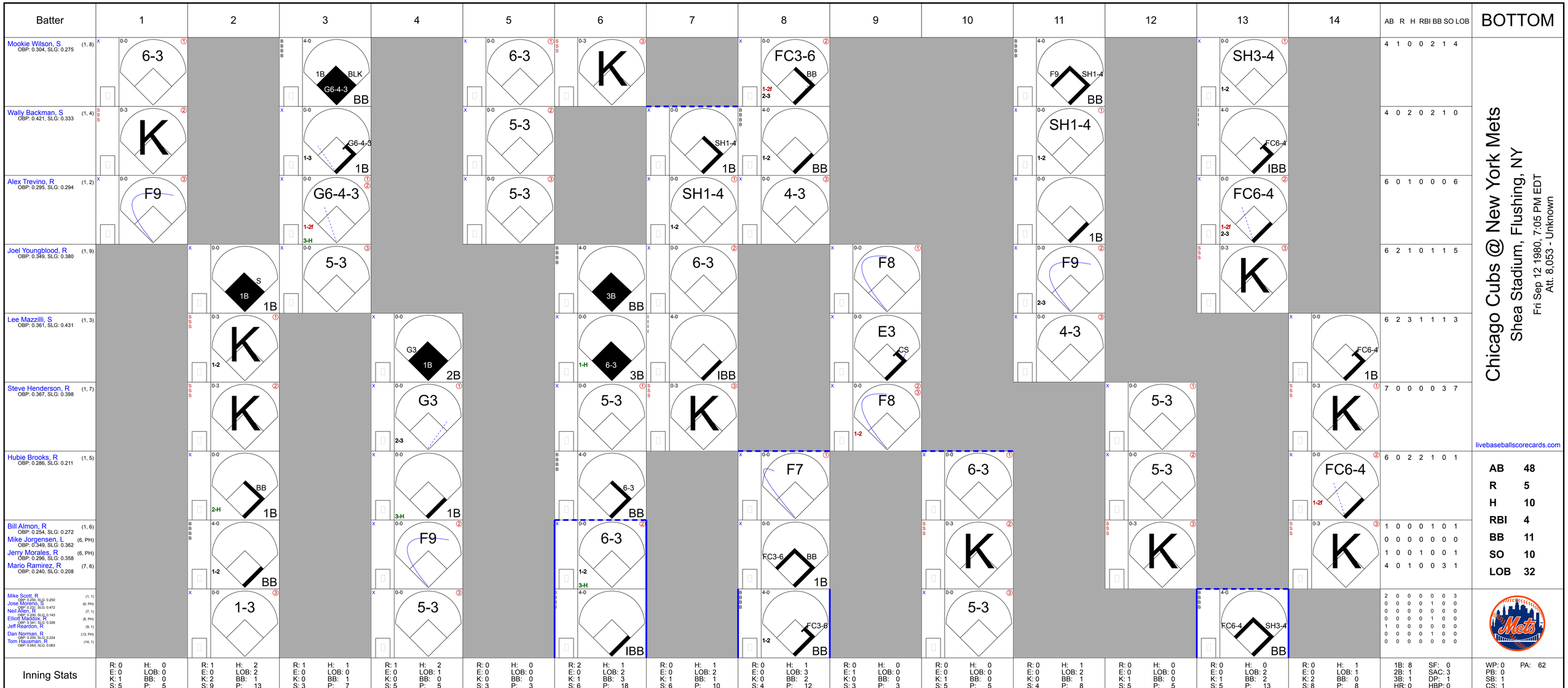
Batter
1
2
3
4
5
6
7
8
9
10
11
12
13
14
AB R H RBI BB SO LOB
BOTTOM
Mookie Wilson, S (1, 8) OBP: 0.304, SLG: 0.275
6-3
K
1B BLK G6-4-3 BB
6-3
K
FC3-6 1-2f 2-3 BB
F9 SH1-4 BB
SH3-4 1-2
4 1 0 0 2 1 4
Wally Backman, S (1, 4) OBP: 0.421, SLG: 0.333
K
G6-4-3 1-3 1B
5-3
SH1-4 1B
SH1-4 1-2
FC6-4 IBB
4 0 2 0 2 1 0
Alex Trevino, R (1, 2) OBP: 0.295, SLG: 0.294
F9
G6-4-3 1-2f 3-H
5-3
SH1-4 1-2
4-3
1B
FC6-4 1-2f 2-3
6 0 1 0 0 0 6
Joel Youngblood, R (1, 9) OBP: 0.349, SLG: 0.380
S 1B 1B
5-3
3B BB
6-3
F8
F9 2-3
K
6 2 1 0 1 1 5
Lee Mazzilli, S (1, 3) OBP: 0.361, SLG: 0.431
K 1-2
G3 1B 2B
6-3 1-H 3B
IBB
E3 CS
4-3
FC6-4 1B
6 2 3 1 1 1 3
Steve Henderson, R (1, 7) OBP: 0.367, SLG: 0.398
K
G3 2-3
5-3
K
F8 1-2
5-3
K
7 0 0 0 0 3 7
Hubie Brooks, R (1, 5) OBP: 0.286, SLG: 0.211
BB 2-H 1B
3-H 1B
6-3 BB
F7
6-3
FC6-4 1-2f
6 0 2 2 1 0 1
Bill Almon, R (1, 6) OBP: 0.254, SLG: 0.272
Mike Jorgensen, L (6, PH) OBP: 0.349, SLG: 0.362
Jerry Morales, R (6, PH) OBP: 0.296, SLG: 0.358
Mario Ramirez, R (7, 6) OBP: 0.240, SLG: 0.208
BB 1-2
F9
6-3 1-2 3-H
FC3-6 BB 1B
K
K
1 0 0 0 1 0 1
0 0 0 0 0 0 0
1 0 0 1 0 0 1
4 0 1 0 0 3 1
Mike Scott, R (1, 1) OBP: 0.250, SLG: 0.250
Jose Moreno, S (6, PH) OBP: 0.231, SLG: 0.472
Neil Allen, R (7, 1) OBP: 0.143, SLG: 0.143
Elliott Maddox, R (8, PH) OBP: 0.341, SLG: 0.326
Jeff Reardon, R (9, 1)
Dan Norman, R (13, PH) OBP: 0.200, SLG: 0.224
Tom Hausman, R (14, 1) OBP: 0.063, SLG: 0.063
1-3
5-3
IBB
FC3-6 1-2 BB
5-3
FC6-4 SH3-4 BB
2 0 0 0 0 0 3
0 0 0 0 1 0 0
0 0 0 0 0 0 0
0 0 0 0 0 1 0
1 0 0 0 0 0 0
0 0 0 0 1 0 0
0 0 0 0 0 0 0
Chicago Cubs @ New York Mets
Shea Stadium, Flushing, NY
Fri Sep 12 1980, 7:05 PM EDT
Att. 8,053 - Unknown
livebaseballscorecards.com
AB 48
R 5
H 10
RBI 4
BB 11
SO 10
LOB 32
Inning Stats
R: 0 E: 0 K: 1 S: 5 H: 0 LOB: 0 BB: 0 P: 5
R: 1 E: 0 K: 2 S: 9 H: 2 LOB: 2 BB: 1 P: 13
R: 1 E: 0 K: 0 S: 3 H: 1 LOB: 0 BB: 1 P: 7
R: 1 E: 0 K: 0 S: 5 H: 2 LOB: 1 BB: 0 P: 5
R: 0 E: 0 K: 0 S: 3 H: 0 LOB: 0 BB: 0 P: 3
R: 2 E: 0 K: 1 S: 6 H: 1 LOB: 2 BB: 3 P: 18
R: 0 E: 0 K: 1 S: 6 H: 1 LOB: 2 BB: 1 P: 10
R: 0 E: 0 K: 0 S: 4 H: 1 LOB: 3 BB: 2 P: 12
R: 0 E: 1 K: 0 S: 3 H: 0 LOB: 0 BB: 0 P: 3
R: 0 E: 0 K: 1 S: 5 H: 0 LOB: 0 BB: 0 P: 5
R: 0 E: 0 K: 0 S: 4 H: 1 LOB: 2 BB: 1 P: 8
R: 0 E: 0 K: 1 S: 5 H: 0 LOB: 0 BB: 0 P: 5
R: 0 E: 0 K: 1 S: 5 H: 0 LOB: 2 BB: 2 P: 13
R: 0 E: 0 K: 2 S: 8 H: 1 LOB: 1 BB: 0 P: 8
1B: 8 2B: 1 3B: 1 HR: 0
SF: 0 SAC: 3 DP: 1 HBP: 0
WP: 0 PB: 0 SB: 1 CS: 1
PA: 62
PITCHER IP WLS BF H R ER SO BB IBB HBP BLK WP HR S P ERA WHIP
Mike Krukow, R (1, 1) ERA: 4.52 5.1 25 6 5 5 3 4 0 0 1 0 0 27 43 8.44 1.875
Willie Hernandez, L (6, 1) ERA: 4.6 0.2 3 0 0 0 1 0 1 0 0 0 0 4 8 0.00 0.000
Bill Caudill, R (7, 1) ERA: 2.16 1.0 5 1 0 0 1 0 1 0 0 0 0 6 10 0.00 1.000
Dick Tidrow, R (8, 1) ERA: 2.68 2.0 9 1 0 0 0 2 0 0 0 0 0 7 15 0.00 1.500
Bruce Sutter, R (10, 1) ERA: 2.2 3.0 11 1 0 0 2 1 0 0 0 0 0 14 18 0.00 0.667
PITCHER IP WLS BF H R ER SO BB IBB HBP BLK WP HR S P ERA WHIP
Lee Smith, R (13, 1) ERA: 2.08 2.0 W 9 1 0 0 3 1 1 0 0 0 0 13 21 0.00 1.000

Batter	1	2	3	4	5	6	7	8	9	AB	R	H	RBI	BB	SO	LOB
Ivan De Jesus, R (1, 6) OBP: 0.331, SLG: 0.333	F8			F9		F2		4-3 1B		4	0	1	0	0	0	0
Jesus Figueroa, L (1, 8) OBP: 0.310, SLG: 0.304	F9			4-3		1-3		4-3 1-2		4	0	0	0	0	0	1
Bill Buckner, L (1, 3) OBP: 0.358, SLG: 0.460	4-3			E8 1B 1B		3B 2B		F6		4	2	2	0	0	0	1
Mike Vail, R (1, 9) OBP: 0.330, SLG: 0.416 Scot Thompson, L (6, 9) OBP: 0.292, SLG: 0.287		F7		2-H 1B		2-H 3B			K	3 1	0 0	2 0	2 0	0 0	0 1	0 0
Jim Tracy, L (1, 7) OBP: 0.308, SLG: 0.350		L5-3 1B		G3		4-3			K	4	0	1	0	0	1	2
Mike Tyson, R (1, 4) OBP: 0.275, SLG: 0.347 Larry Biittner, L (9, PH) OBP: 0.293, SLG: 0.318		L5-3 1-2			K		K		F8	3 1	0 0	0 0	0 0	0 0	2 0	1 0
Steve Dillard, R (1, 5) OBP: 0.294, SLG: 0.325			K	HBP 1B			F4			2	0	0	0	0	1	0
Mike O'Berry, R (1, 2) OBP: 0.353, SLG: 0.313			5-3	G1-6-3 1-3 1B			6-3			3	0	1	0	0	0	0
Lynn McGlothen, L (1, 1) OBP: 0.244, SLG: 0.318 Lenny Randle, S (8, PH) OBP: 0.339, SLG: 0.367 Bill Caudill, R (8, 1) OBP: 0.250, SLG: 0.375			F8	G1-6-3 1-2f				6-3		2 1 0	0 0 0	0 0 0	0 0 0	0 0 0	0 0 0	2 0 0
Inning Stats	R: 0 E: 0 K: 0 S: 3 H: 0 LOB: 0 BB: 0 P: 3	R: 0 E: 0 K: 0 S: 3 H: 1 LOB: 0 BB: 0 P: 3	R: 0 E: 0 K: 1 S: 5 H: 0 LOB: 0 BB: 0 P: 5	R: 1 E: 1 K: 0 S: 5 H: 2 LOB: 1 BB: 0 P: 5	R: 0 E: 0 K: 1 S: 5 H: 1 LOB: 1 BB: 0 P: 6	R: 1 E: 0 K: 0 S: 5 H: 2 LOB: 1 BB: 0 P: 5	R: 0 E: 0 K: 1 S: 5 H: 0 LOB: 0 BB: 0 P: 5	R: 0 E: 0 K: 0 S: 4 H: 1 LOB: 1 BB: 0 P: 4	R: 0 E: 0 K: 2 S: 7 H: 0 LOB: 0 BB: 0 P: 7	1B: 5 2B: 2 3B: 1 HR: 0	SF: 0 SAC: 0 DP: 2 HBP: 1						

PITCHER	IP	WLS	BF	H	R	ER	SO	BB	IBB	HBP	BLK	WP	HR	S	P	ERA	WHIP
Ed Lynch, R (1, 1) ERA: 6.14	6.0	W	23	6	2	1	2	0	0	1	0	0	0	26	27	1.50	1.000
Roy Lee Jackson, R (7, 1) ERA: 4.07	3.0	S	10	1	0	0	3	0	0	0	0	0	0	16	16	0.00	0.333

PITCHER	IP	WLS	BF	H	R	ER	SO	BB	IBB	HBP	BLK	WP	HR	S	P	ERA	WHIP

TOP

Chicago Cubs @ New York Mets

Shea Stadium, Flushing, NY

Sat Sep 13 1980, 3:33 AM EDT

Att. 7,259 - Unknown

livebaseballscorecards.com

AB	32
R	2
H	7
RBI	2
BB	0
SO	5
LOB	7

WP: 0 PB: 0 SB: 0 CS: 0 PA: 33

Chicago Cubs @ New York Mets

Shea Stadium, Flushing, NY

Sat Sep 13 1980, 3:33 AM EDT

Att. 7,259 - Unknown

BOTTOM

livebaseballscorecards.com

Batter	1	2	3	4	5	6	7	8	9	AB	R	H	RBI	BB	SO	LOB
Mookie Wilson, S (1, 8) OBP: 0.320, SLG: 0.279	0-0 S 1B 1B		0-3 K	4-0 1B 1-2 2-3 3-H BB		0-0 G1 1-3				3	1	1	1	1	1	1
Wally Backman, S (1, 4) OBP: 0.429, SLG: 0.333	4-0 1B 1-2 FC3-2 BB		0-0 F7	0-0 1-2 2-3 3-H 1B		0-3 K				3	0	1	1	1	1	1
Lee Mazzilli, S (1, 3) OBP: 0.360, SLG: 0.429	0-3 K		4-0 CS BB	0-3 K			0-0 F9			3	0	0	0	1	2	5
Joel Youngblood, R (1, 9) OBP: 0.350, SLG: 0.383	0-0 FC3-2 1-3 2-H 1B		0-0 CS 1-2	0-0 E 2B	0-0 5-3		0-0 F4			4	1	2	1	0	0	0
Mike Jorgensen, L (1, 7) OBP: 0.348, SLG: 0.360 Jerry Morales, R (8, 7) OBP: 0.296, SLG: 0.358	0-0 FC3-2 1-2 3-H			0-0 E8 1B BB 2-H 1B	0-3 K		0-0 F4			4	1	1	1	0	1	2
										0	0	0	0	0	0	0
Hubie Brooks, R (1, 5) OBP: 0.280, SLG: 0.217	0-0 F7			0-3 K	0-0 1B			0-0 4-3		4	0	1	0	0	1	3
Butch Benton, R (1, 2) OBP: 0.235, SLG: 0.071		0-0 6-3		0-0 5-3	0-0 F5			0-0 5-3		4	0	0	0	0	0	2
Bill Almon, R (1, 6) OBP: 0.254, SLG: 0.265		0-0 6-3		4-0 BB 1B 1B IBB		0-0 6-3		0-3 K		3	1	0	0	1	1	0
Ed Lynch, R (1, 1) OBP: 0.500, SLG: 0.500 Jose Moreno, S (6, PH) OBP: 0.250, SLG: 0.486 Roy Lee Jackson, R (7, 1) OBP: 0.200, SLG: 0.333		0-3 K		0-0 1B BB 1-2 2-3 1B		0-0 G1 1B				2	0	1	0	0	1	0
										1	0	1	0	0	0	0
										0	0	0	0	0	0	0
Inning Stats	R: 1 H: 2 E: 0 LOB: 2 K: 1 BB: 1 S: 7 P: 11	R: 0 H: 0 E: 0 LOB: 0 K: 1 BB: 0 S: 5 P: 5	R: 0 H: 0 E: 0 LOB: 0 K: 1 BB: 1 S: 4 P: 8	R: 3 H: 4 E: 1 LOB: 3 K: 2 BB: 2 S: 11 P: 19	R: 0 H: 1 E: 0 LOB: 1 K: 1 BB: 0 S: 6 P: 6	R: 0 H: 1 E: 0 LOB: 1 K: 1 BB: 0 S: 6 P: 6	R: 0 H: 0 E: 0 LOB: 0 K: 0 BB: 0 S: 3 P: 3	R: 0 H: 0 E: 0 LOB: 0 K: 1 BB: 0 S: 5 P: 5		1B: 7 SF: 0 2B: 1 SAC: 0 3B: 0 DP: 0 HR: 0 HBP: 0						

	AB	31
	R	4
	H	8
	RBI	4
	BB	4
	SO	8
	LOB	14

WP: 0 PA: 36
PB: 0
SB: 1
CS: 1

PITCHER		IP	WLS	BF	H	R	ER	SO	BB	IBB	HBP	BLK	WP	HR	S	P	ERA	WHIP
Lynn McGlothen, R ERA: 4.91	(1, 1)	7.0	L	32	8	4	4	7	3	1	0	0	0	0	42	58	5.14	1.571
Bill Caudill, R ERA: 2.14	(8, 1)	1.0		3	0	0	0	1	0	0	0	0	0	0	5	5	0.00	0.000

PITCHER	IP	WLS	BF	H	R	ER	SO	BB	IBB	HBP	BLK	WP	HR	S	P	ERA	WHIP

Batter	1	2	3	4	5	6	7	8	9	AB	R	H	RBI	BB	SO	LOB
Ivan De Jesus, R (1, 6) OBP: 0.331, SLG: 0.332	H 1-0 E SF8 HBP		x 0-0 ① F3		x 0-0 1B 2-3 1B		SSS 0-3 ② K		x 0-0 ② F9	4	1	1	0	0	1	0
Jesus Figueroa, L (1, 8) SSS (8, 7) OBP: 0.312, SLG: 0.307	0-3 ① K 1-3		x 0-0 ② G1		x 0-0 ③ 1-2 1B		x 0-0 S HR 1B		x 0-0 ③ 6-3	5	1	2	0	0	1	1
Bill Buckner, L (1, 3) OBP: 0.359, SLG: 0.462	x 0-0 ② SF8 3-H		x 0-0 ③ F9			x 0-0 SH3-4 E 2B	4-0 HR 1-2 IBB			2	2	1	1	1	0	0
Dave Kingman, R (1, 7) OBP: 0.329, SLG: 0.542 Carlos Lezcano, R (8, 8) OBP: 0.250, SLG: 0.351	x 0-0 HR			x 0-0 ① F8		BBBB 4-0 SH3-4 E3 BB	x 0-0 1-H 2-H HR			3	2	2	4	1	0	0
										0	0	0	0	0	0	0
Jim Tracy, L (1, 9) SSS OBP: 0.294, SLG: 0.333 Dick Tidrow, R (7, 1) Bruce Sutter, R (8, 1) OBP: 0.125, SLG: 0.125	0-3 ③ K			x 0-0 ② F7		x 0-0 ① SH3-4 1-2 2-3	SSS 0-3 ③ K			3	0	0	0	0	2	0
										0	0	0	0	0	0	0
										0	0	0	0	0	0	0
Lenny Randle, S (1, 5) OBP: 0.340, SLG: 0.367 Mike Tyson, R (8, 4) OBP: 0.275, SLG: 0.347		x 0-0 E5 SF9 1B		x 0-0 ③ 4-3		4-0 E3 IBB		x 0-0 ① 1-3		3	1	1	0	1	0	0
										0	0	0	0	0	0	0
Tim Blackwell, S (1, 2) OBP: 0.346, SLG: 0.400		x 0-0 ① SF9 3-H			x 0-0 1B 5-3 1B	x 0-0 ② F9		x 0-0 ② G3		3	0	1	1	0	0	3
Steve Dillard, R (1, 4) OBP: 0.291, SLG: 0.322 Larry Biittner, L (6, PH) OBP: 0.292, SLG: 0.317 Mick Kelleher, R (6, 4) OBP: 0.260, SLG: 0.197		SSS 0-3 ② K			SSS 0-3 ① K	x 0-0 ③ E3 1-2 2-H 3-H		SSS 0-3 ③ K		2	0	0	0	0	2	1
										1	0	0	0	0	0	2
(8, 5)										1	0	0	0	0	1	0
Dennis Lamp, R (1, 1) OBP: 0.164, SLG: 0.105 Willie Hernandez, L (4, 1) OBP: 0.211, SLG: 0.263 Scot Thompson, L (5, PH) OBP: 0.291, SLG: 0.286 Bill Caudill, R (5, 1) OBP: 0.250, SLG: 0.375 Mike Vail, R (7, PH) OBP: 0.328, SLG: 0.413		x 0-0 ③ F6			x 0-0 ② 5-3 1-2		x 0-0 ① F8		x 0-0 ① 1-3	1	0	0	0	0	0	0
(7, 9)										0	0	0	0	0	0	0
										1	0	0	0	0	0	1
										0	0	0	0	0	0	0
										2	0	0	0	0	0	0

TOP

Chicago Cubs @ New York Mets

Shea Stadium, Flushing, NY

Sun Sep 14 1980, 3:33 AM EDT

Att. 10,003 - Unknown

livebaseballscorecards.com

AB	31
R	7
H	8
RBI	6
BB	3
SO	7
LOB	8

Inning Stats	1	2	3	4	5	6	7	8	9
R	2	1	0	0	0	1	3	0	0
E	0	1	0	0	0	1	0	0	0
K	2	1	0	0	1	0	2	1	0
S	8	6	3	3	7	4	9	5	3
H	1	1	0	0	3	1	2	0	0
LOB	0	0	0	0	2	2	0	0	0
BB	0	0	0	0	0	2	1	0	0
P	9	6	3	3	7	12	13	5	3

1B	5
2B	1
3B	0
HR	2
SF	2
SAC	1
DP	0
HBP	1

WP	0
PB	0
SB	2
CS	0
PA	38

PITCHER		IP	WLS	BF	H	R	ER	SO	BB	IBB	HBP	BLK	WP	HR	S	P	ERA	WHIP
Pat Zachry, R ERA: 3.01	(1, 1)	6.2		31	8	7	5	5	1	2	1	0	0	2	37	50	6.75	1.350
Juan Berenguer, R ERA: 8.1	(7, 1)	1.1		4	0	0	0	2	0	0	0	0	0	0	8	8	0.00	0.000
Neil Allen, R ERA: 3.4	(9, 1)	1.0	W	3	0	0	0	0	0	0	0	0	0	0	3	3	0.00	0.000

PITCHER	IP	WLS	BF	H	R	ER	SO	BB	IBB	HBP	BLK	WP	HR	S	P	ERA	WHIP

Chicago Cubs @ New York Mets

Shea Stadium, Flushing, NY

Sun Sep 14 1980, 3:33 AM EDT

Att. 10,003 - Unknown

BOTTOM

Batter	1	2	3	4	5	6	7	8	9	AB	R	H	RBI	BB	SO	LOB
Mookie Wilson, S (1, 8) OBP: 0.364, SLG: 0.375	0-0 1B 3B		0-0 1B S FC4-6 1B	0-0 1-2 1B		0-3 ③ K			0-0 E2 SH1-3 1B 1B	5	3	4	0	0	1	0
Wally Backman, S (1, 4) OBP: 0.457, SLG: 0.378	0-0 WP 1B 1B 3-H		0-0 FC4-6 1-3 1B	0-3 ② K			0-0 HR 1B		0-0 ① SH1-3 2-3	4	2	3	1	0	1	2
Lee Mazzilli, S (1, 3) OBP: 0.362, SLG: 0.436	0-0 CS 1-H 1B		0-0 ① FC4-6 6-3 1-2f 1B 3-H	0-3 ③ K			0-0 1-H HR		0-0 S HR 3-H 1B	5	3	3	5	0	1	3
Joel Youngblood, R (1, 9) OBP: 0.349, SLG: 0.380	0-3 ①② K 2-3		0-0 ② 6-3 1-2		0-0 ① 4-3		0-0 ① F7		4-0 HR 1-2 IBB	4	1	0	0	1	1	2
Mike Jorgensen, L (1, 7) OBP: 0.351, SLG: 0.360 Steve Henderson, R (4, 7) OBP: 0.369, SLG: 0.406	4-0 FC5-4 BB		4-0 1B IBB		0-0 S 1B		0-0 ② F9		0-0 1-H 2-H HR	0 3	0 1	0 2	0 3	2 0	0 0	0 0
Alex Trevino, R (1, 2) OBP: 0.295, SLG: 0.294	0-0 ③ FC5-4 1-2f		0-0 1-3 2-H 1B		0-0 ② F7 1-2		0-3 ③ K			4	0	1	1	0	1	2
Hubie Brooks, R (1, 5) OBP: 0.276, SLG: 0.192		0-3 ① K	0-0 ③ 6-3		0-0 ③ F9			4-0 FC3-6 BB		3	0	0	0	1	1	3
Bill Almon, R (1, 6) OBP: 0.248, SLG: 0.258 Frank Taveras, R (8, PH) OBP: 0.308, SLG: 0.326 (9, 6)	0-0 ② F4			0-0 ① P3		0-3 ① K		0-0 ① FC3-6 CS 1-2f		3 1	0 0	0 0	0 0	0 0	1 0	0 1
Pat Zachry, R (1, 1) OBP: 0.083, SLG: 0.044 Juan Berenguer, R (7, 1) Elliott Maddox, R (8, PH) OBP: 0.340, SLG: 0.326 Neil Allen, R (9, 1) OBP: 0.200, SLG: 0.143	0-3 ③ K			4-0 1B BB		0-0 ② L8		0-0 ②③ F7 1-2		2 0 1 0	0 0 0 0	0 0 0 0	0 0 0 0	1 0 0 0	1 0 0 0	0 0 1 0
Inning Stats	R: 2 E: 0 K: 1 S: 7 H: 3 LOB: 1 BB: 1 P: 11		R: 0 E: 0 K: 2 S: 7 H: 0 LOB: 0 BB: 0 P: 7	R: 2 E: 0 K: 0 S: 6 H: 3 LOB: 2 BB: 1 P: 10	R: 0 E: 0 K: 2 S: 8 H: 1 LOB: 2 BB: 1 P: 12	R: 0 E: 0 K: 0 S: 4 H: 1 LOB: 1 BB: 0 P: 4	R: 0 E: 0 K: 2 S: 7 H: 0 LOB: 0 BB: 0 P: 7	R: 2 E: 0 K: 1 S: 7 H: 2 LOB: 0 BB: 0 P: 7	R: 0 E: 0 K: 0 S: 2 H: 0 LOB: 0 BB: 1 P: 6	R: 4 E: 1 K: 0 S: 4 H: 3 LOB: 0 BB: 1 P: 8	1B: 10 2B: 0 3B: 1 HR: 2	SF: 0 SAC: 1 DP: 0 HBP: 0						

PITCHER		IP	WLS	BF	H	R	ER	SO	BB	IBB	HBP	BLK	WP	HR	S	P	ERA	WHIP
Dennis Lamp, R ERA: 4.88	(1, 1)	3.1		19	7	4	4	3	2	1	0	0	1	0	22	34	10.80	2.700
Willie Hernandez, L ERA: 4.57	(4, 1)	0.2		2	0	0	0	2	0	0	0	0	0	0	6	6	0.00	0.000
Bill Caudill, R ERA: 2.1	(5, 1)	2.0		7	1	0	0	2	0	0	0	0	0	0	11	11	0.00	0.500
Dick Tidrow, R ERA: 2.83	(7, 1)	1.0		6	2	2	2	1	1	0	0	0	0	1	7	11	18.00	3.000
Bruce Sutter, R ERA: 2.55	(8, 1)	1.1	L	7	3	4	4	0	0	1	0	0	0	1	6	10	27.00	2.250

PITCHER	IP	WLS	BF	H	R	ER	SO	BB	IBB	HBP	BLK	WP	HR	S	P	ERA	WHIP

livebaseballscorecards.com

AB	35
R	10
H	13
RBI	10
BB	5
SO	8
LOB	14

1B: 10 2B: 0 3B: 1 HR: 2 SF: 0 SAC: 1 DP: 0 HBP: 0

WP: 1 PB: 0 SB: 3 CS: 2 PA: 41

Batter	1	2	3	4	5	6	7	8	9	10	11	AB	R	H	RBI	BB	SO	LOB
Jerry White, S (1, 7) OBP: 0.335, SLG: 0.397	F4		F7		PO 1B 3-H		CS 2-3	F9	L4			5	0	1	1	0	0	3
Rodney Scott, S (1, 4) OBP: 0.317, SLG: 0.300	F7		4-3		PO 1-2	F9		K		K		5	0	0	0	0	2	0
Rowland Office, L (1, 9) OBP: 0.360, SLG: 0.435	F8			K		L3		2B		F9		5	0	1	0	0	1	0
Andre Dawson, R (1, 8) OBP: 0.348, SLG: 0.458		F7		6-3		L5		K		K		5	0	0	0	0	2	1
Gary Carter, R (1, 2) OBP: 0.318, SLG: 0.459		1B G3 1B		1B			HR		F8		F9	5	1	3	1	0	0	0
Warren Cromartie, L (1, 3) OBP: 0.357, SLG: 0.461		G3 1-2		4-3			1B 5-3 1B		FC4 1B 1B		HR BB	4	2	2	0	1	0	2
Larry Parrish, R (1, 5) OBP: 0.317, SLG: 0.442		2-3 1B			F9		F8		FC4 1-2 1B		HR 1-H	5	1	3	2	0	0	1
Chris Speier, R (1, 6) OBP: 0.332, SLG: 0.304 Ron LeFlore, R (7, PR) OBP: 0.337, SLG: 0.363 Jerry Manuel, S (7, 6) Tom Hutton, L (9, PH) OBP: 0.250, SLG: 0.235 Tony Bernazard, S (9, PR) OBP: 0.277, SLG: 0.348 (9, 6)		G3			5-3 2B		CS 5-3 1B 1-3		FC4 BB 1-2f 2-3		F8	3 0 0 1 1	1 0 0 0 0	2 0 0 0 0	0 0 0 0 0	0 0 0 0 0	0 0 0 0 0	2 0 0 2 0
Charlie Lea, R (1, 1) OBP: 0.111, SLG: 0.143 Stan Bahnsen, R (6, 1) OBP: 0.364, SLG: 0.250 Willie Montanez, L (7, PH) OBP: 0.321, SLG: 0.347 Woodie Fryman, R (7, 1) OBP: 0.167, SLG: 0.167 John Tamargo, S (9, PH) OBP: 0.276, SLG: 0.298 Elias Sosa, R (9, 1) OBP: 0.125, SLG: 0.125			5-3		5-3 2-3		5-3 1-2 3-H		BB 1-2		K	2 0 1 0 0 1	0 0 0 0 0 0	0 0 1 0 0 0	0 0 0 0 0 1	0 0 1 0 0 0	0 0 0 0 0 0	1 0 1 0 0 0
Inning Stats	R: 0 E: 0 K: 0 S: 3 H: 0 LOB: 0 BB: 0 P: 3	R: 0 E: 0 K: 0 S: 5 H: 2 LOB: 2 BB: 0 P: 5	R: 0 E: 0 K: 0 S: 3 H: 0 LOB: 0 BB: 0 P: 3	R: 0 E: 0 K: 1 S: 6 H: 1 LOB: 1 BB: 0 P: 6	R: 1 E: 0 K: 0 S: 4 H: 2 LOB: 0 BB: 0 P: 4	R: 0 E: 0 K: 0 S: 3 H: 0 LOB: 0 BB: 0 P: 3	R: 2 E: 0 K: 0 S: 5 H: 3 LOB: 1 BB: 0 P: 5	R: 0 E: 0 K: 2 S: 8 H: 1 LOB: 1 BB: 0 P: 8	R: 0 E: 0 K: 0 S: 5 H: 2 LOB: 3 BB: 1 P: 9	R: 0 E: 0 K: 2 S: 7 H: 0 LOB: 0 BB: 0 P: 7	R: 2 E: 0 K: 1 S: 6 H: 1 LOB: 0 BB: 1 P: 10	1B: 8 2B: 2 3B: 0 HR: 2	SF: 0 SAC: 0 DP: 0 HBP: 0					

PITCHER		IP	WLS	BF	H	R	ER	SO	BB	IBB	HBP	BLK	WP	HR	S	P	ERA	WHIP
Ray Burris, R ERA: 3.85	(1, 1)	6.0		24	7	3	3	1	0	0	0	0	0	1	26	26	4.50	1.167
Jeff Reardon, R ERA: 2.67	(7, 1)	2.0		7	2	0	0	2	0	0	0	0	0	0	11	11	0.00	1.000
Neil Allen, R ERA: 3.33	(9, 1)	2.0		9	2	0	0	2	1	0	0	0	0	0	12	16	0.00	1.500
Juan Berenguer, R ERA: 10.38	(11, 1)	1.0	L	5	1	2	2	1	1	0	0	0	0	1	6	10	18.00	2.000

PITCHER	IP	WLS	BF	H	R	ER	SO	BB	IBB	HBP	BLK	WP	HR	S	P	ERA	WHIP

Montreal Expos @ New York Mets

Shea Stadium, Flushing, NY

Tue Sep 16 1980, 7:05 PM EDT

Unknown

TOP

livebaseballscorecards.com

AB	43
R	5
H	12
RBI	5
BB	2
SO	6
LOB	13

WP: 0	PB: 0	SB: 0	CS: 1
PA: 47			

Batter	1	2	3	4	5	6	7	8	9	10	11	AB	R	H	RBI	BB	SO	LOB
Mookie Wilson, S (1, 8) OBP: 0.350, SLG: 0.377	4-3		F6		2B		SH2-4 (1-2)		K		1-3	5	0	1	0	0	1	0
Wally Backman, S (1, 4) OBP: 0.423, SLG: 0.349	2-3		1B		1-3		K		K		G3	6	0	1	0	0	2	2
Lee Mazzilli, S (1, 3) OBP: 0.363, SLG: 0.435	G3		F9			1B S SF9 BB	BB		S 1B		F6	4	1	1	0	2	0	1
Joel Youngblood, R (1, 9) OBP: 0.351, SLG: 0.382		2B 2B		G6-4-3 BB		SF9 1B FC4-6 (1-2) BB	F7		K (1-2)			3	2	1	0	2	1	3
Steve Henderson, R (1, 7) OBP: 0.367, SLG: 0.404		6-3		G6-4-3 (1-2f)		FC4-6 (1-2, 2-3) 1B		K		5-3		5	0	1	0	0	1	2
Alex Trevino, R (1, 2) OBP: 0.300, SLG: 0.307	6-3 (2-H) 2B			2B		SF9 (2-3, 3-H)		E5 FC5 5-3		1B 1B		4	0	3	2	0	0	0
Hubie Brooks, R (1, 5) OBP: 0.258, SLG: 0.179 Mike Jorgensen, L (6, PH) OBP: 0.350, SLG: 0.359 Elliott Maddox, R (7, 5) OBP: 0.341, SLG: 0.326	6-3 (2-3)		6-3			FC4-6 (1-2f, 3-H)	5-3 (1-2)			1-3 1B		2 1 2	0 0 0	0 0 1	0 1 0	0 0 0	0 0 0	2 1 1
Bill Almon, R (1, 6) OBP: 0.242, SLG: 0.252 Neil Allen, R (9, 1) OBP: 0.200, SLG: 0.143 Jose Moreno, S (10, PH) OBP: 0.268, SLG: 0.486 Juan Berenguer, R (11, 1)	4-3				F9	K		IBB		IBB		3 0 0 0	0 0 0 0	0 0 0 0	0 0 0 0	0 0 1 0	1 0 0 0	2 0 0 0
Ray Burris, R (1, 1) OBP: 0.128, SLG: 0.109 Jeff Reardon, R (7, 1) Frank Taveras, R (7, 6) OBP: 0.308, SLG: 0.326 Jerry Morales, R (8, PH) OBP: 0.300, SLG: 0.358			K		K		SH2-4 1B		FC5 (2-3f)		1-3	2 0 3 0	0 0 0 0	0 0 1 0	0 0 0 1	0 0 0 0	2 0 0 0	0 0 4 0
Inning Stats	R: 0 H: 0 E: 0 LOB: 0 K: 0 BB: 0 S: 3 P: 3	R: 1 H: 2 E: 0 LOB: 1 K: 0 BB: 0 S: 5 P: 5	R: 0 H: 1 E: 0 LOB: 1 K: 1 BB: 0 S: 6 P: 6	R: 0 H: 1 E: 0 LOB: 1 K: 0 BB: 1 S: 3 P: 7	R: 0 H: 1 E: 0 LOB: 1 K: 1 BB: 0 S: 6 P: 6	R: 2 H: 1 E: 0 LOB: 1 K: 1 BB: 2 S: 6 P: 14	R: 0 H: 1 E: 0 LOB: 2 K: 1 BB: 1 S: 6 P: 10	R: 0 H: 0 E: 1 LOB: 2 K: 1 BB: 1 S: 6 P: 10	R: 0 H: 1 E: 0 LOB: 1 K: 3 BB: 0 S: 10 P: 10	R: 0 H: 2 E: 0 LOB: 2 K: 0 BB: 1 S: 4 P: 8	R: 0 H: 0 E: 0 LOB: 0 K: 0 BB: 0 S: 3 P: 3						

PITCHER		IP	WLS	BF	H	R	ER	SO	BB	IBB	HBP	BLK	WP	HR	S	P	ERA	WHIP
Charlie Lea, R ERA: 3.54	(1, 1)	5.0		23	6	3	3	2	3	0	0	0	0	0	24	36	5.40	1.800
Stan Bahnsen, R ERA: 3.21	(6, 1)	1.0		3	0	0	0	1	0	0	0	0	0	0	5	5	0.00	0.000
Woodie Fryman, L ERA: 2.27	(7, 1)	2.0		10	1	0	0	2	1	1	0	0	0	0	12	20	0.00	1.000
Elias Sosa, R ERA: 2.98	(9, 1)	3.0	W	12	3	0	0	3	0	1	0	0	0	0	17	21	0.00	1.000

PITCHER		IP	WLS	BF	H	R	ER	SO	BB	IBB	HBP	BLK	WP	HR	S	P	ERA	WHIP

BOTTOM

Montreal Expos @ New York Mets

Shea Stadium, Flushing, NY

Tue Sep 16 1980, 7:05 PM EDT

Unknown

livebaseballscorecards.com

AB	40
R	3
H	10
RBI	3
BB	6
SO	8
LOB	18

1B: 6	SF: 1	WP: 0	PA: 48
2B: 4	SAC: 1	PB: 0	
3B: 0	DP: 1	SB: 2	
HR: 0	HBP: 0	CS: 0	

Batter	1	2	3	4	5	6	7	8	9	AB	R	H	RBI	BB	SO	LOB
Jerry White, S (1, 7) OBP: 0.331, SLG: 0.397	4-3		2B		F9		3-1		E2 1-2 2-3 3-H	5	0	1	0	0	0	3
Rodney Scott, S (1, 4) OBP: 0.316, SLG: 0.300	4-3		4-3		2-H 1B		1-3		SF7 3-H	4	0	1	2	0	0	1
Rowland Office, L (1, 9) OBP: 0.361, SLG: 0.439	1B			E 2B	F8			F7	G3	5	1	2	0	0	0	3
Andre Dawson, R (1, 8) OBP: 0.346, SLG: 0.455	F3			F7		5-3		K		4	0	0	0	0	1	2
Gary Carter, R (1, 2) OBP: 0.318, SLG: 0.457		F7		E7 2-H 1B		5-3		F7		4	0	1	0	0	0	0
Warren Cromartie, L (1, 3) OBP: 0.358, SLG: 0.463		FC6-4 1B		F7		WP 2B			E6 1B SH1-4 E	4	1	2	0	0	0	1
Larry Parrish, R (1, 5) OBP: 0.317, SLG: 0.440		FC6-4 CS 1-2f		S S S K		4-0 2-3 IBB			SH1-4 1-2	2	0	0	0	1	1	2
Chris Speier, R (1, 6) OBP: 0.331, SLG: 0.303 Ron LeFlore, R (9, PR) OBP: 0.337, SLG: 0.363 Jerry Manuel, S (9, 6)	CS 1-2		F9		F4	F8			E S SF7 2-3 1B	4 0 0	0 1 0	1 0 0	0 0 0	0 0 0	0 0 0	2 0 0
David Palmer, R (1, 1) OBP: 0.268, SLG: 0.282 Willie Montanez, L (9, PH) OBP: 0.322, SLG: 0.347 Tim Raines, S (9, PR) OBP: 0.304, SLG: 0.059 Stan Bahnsen, R (9, 1) OBP: 0.364, SLG: 0.250			6-3		1B 2B		S S S K		E 1-2 IBB	3 0 0 0	1 0 0 0	1 0 0 0	0 0 0 0	0 1 0 0	1 0 0 0	0 0 0 0
Inning Stats	R: 0 E: 0 K: 0 S: 4 H: 1 LOB: 1 BB: 0 P: 4	R: 0 E: 0 K: 0 S: 3 H: 1 LOB: 0 BB: 0 P: 3	R: 0 E: 0 K: 0 S: 4 H: 1 LOB: 1 BB: 0 P: 4	R: 1 E: 1 K: 1 S: 7 H: 2 LOB: 1 BB: 0 P: 7	R: 1 E: 0 K: 0 S: 5 H: 2 LOB: 1 BB: 0 P: 5	R: 0 E: 0 K: 0 S: 4 H: 1 LOB: 2 BB: 1 P: 8	R: 0 E: 0 K: 1 S: 5 H: 0 LOB: 0 BB: 0 P: 5	R: 0 E: 0 K: 1 S: 5 H: 0 LOB: 0 BB: 0 P: 5	R: 2 E: 2 K: 0 S: 6 H: 1 LOB: 2 BB: 1 P: 10	1B: 5 2B: 4 3B: 0 HR: 0 SF: 1 SAC: 1 DP: 0 HBP: 0						

PITCHER	IP	WLS	BF	H	R	ER	SO	BB	IBB	HBP	BLK	WP	HR	S	P	ERA	WHIP
Mark Bomback, R (1, 1) ERA: 4.08	8.0		32	8	2	2	3	0	1	0	0	1	0	37	41	2.25	1.000
Roy Lee Jackson, R (9, 1) ERA: 3.99	1.0	L	7	1	2	0	0	0	1	0	0	0	0	6	10	0.00	1.000

PITCHER	IP	WLS	BF	H	R	ER	SO	BB	IBB	HBP	BLK	WP	HR	S	P	ERA	WHIP

TOP

Montreal Expos @ New York Mets

Shea Stadium, Flushing, NY

Tue Sep 16 1980, 7:05 PM EDT

Att. 5,832 - Unknown

livebaseballscorecards.com

AB	35
R	4
H	9
RBI	2
BB	2
SO	3
LOB	14

WP: 1 PA: 40
PB: 0
SB: 1
CS: 1

Montreal Expos @ New York Mets

Shea Stadium, Flushing, NY

Tue Sep 16 1980, 7:05 PM EDT

Att. 5,832 - Unknown

BOTTOM

Batter	1	2	3	4	5	6	7	8	9	AB	R	H	RBI	BB	SO	LOB
Mookie Wilson, S (1, 8) OBP: 0.344, SLG: 0.368	K		K		6-3			CS 1B		4	0	1	0	0	2	1
Frank Taveras, R (1, 6) OBP: 0.311, SLG: 0.329	1B		BB 1B 1-2		6-3			CS 1B 1-2		4	1	3	0	0	0	0
Lee Mazzilli, S (1, 3) OBP: 0.362, SLG: 0.432	F9		1B BB 1-2 2-3			6-3		1-2	F8	4	0	0	0	1	0	2
Joel Youngblood, R (1, 9) OBP: 0.350, SLG: 0.381	F7		1B 1-3 2-H 3-H			5-3			K	4	0	1	2	0	1	1
Steve Henderson, R (1, 7) OBP: 0.366, SLG: 0.403		L7		4-3 6-3 1B		G3			F9	4	0	1	0	0	0	0
Elliott Maddox, R (1, 5) OBP: 0.341, SLG: 0.325		BB G6-3		6-3 1-2			6-3			2	0	0	0	1	0	1
Wally Backman, S (1, 4) OBP: 0.400, SLG: 0.326		G6-3 1-2f		4-3 2-3			6-3			3	0	0	0	0	0	2
Butch Benton, R (1, 2) OBP: 0.200, SLG: 0.059			6-3	6-3			K			3	0	0	0	0	1	1
Mark Bomback, R (1, 1) OBP: 0.302, SLG: 0.289			BB 1B 1B		6-3			G3		2	1	1	0	0	0	0
Jose Moreno, S (8, PH) OBP: 0.262, SLG: 0.474										1	0	0	0	0	0	0
Roy Lee Jackson, R (9, 1) OBP: 0.200, SLG: 0.333										0	0	0	0	0	0	0
Inning Stats	R: 0 E: 0 K: 1 S: 6 H: 1 LOB: 1 BB: 0 P: 6	R: 0 E: 0 K: 0 S: 2 H: 0 LOB: 0 BB: 1 P: 6	R: 2 E: 0 K: 1 S: 7 H: 3 LOB: 2 BB: 1 P: 11	R: 0 E: 0 K: 0 S: 4 H: 1 LOB: 1 BB: 0 P: 4	R: 0 E: 0 K: 0 S: 3 H: 0 LOB: 0 BB: 0 P: 3	R: 0 E: 0 K: 0 S: 3 H: 0 LOB: 0 BB: 0 P: 3	R: 0 E: 0 K: 1 S: 5 H: 0 LOB: 0 BB: 0 P: 5	R: 0 E: 0 K: 0 S: 3 H: 2 LOB: 0 BB: 0 P: 3	R: 0 E: 0 K: 1 S: 5 H: 0 LOB: 0 BB: 0 P: 5	1B: 7 2B: 0 3B: 0 HR: 0 SF: 0 SAC: 0 DP: 1 HBP: 0						

livebaseballscorecards.com

	AB	31
	R	2
	H	7
	RBI	2
	BB	2
	SO	4
	LOB	8

WP: 0 PA: 33
PB: 0
SB: 0
CS: 2

PITCHER		IP	WLS	BF	H	R	ER	SO	BB	IBB	HBP	BLK	WP	HR	S	P	ERA	WHIP
David Palmer, R ERA: 3.09	(1, 1)	8.0	W	30	7	2	2	3	2	0	0	0	0	0	33	41	2.25	1.125
Stan Bahnsen, R ERA: 3.17	(9, 1)	1.0	S	3	0	0	0	1	0	0	0	0	0	0	5	5	0.00	0.000

PITCHER	IP	WLS	BF	H	R	ER	SO	BB	IBB	HBP	BLK	WP	HR	S	P	ERA	WHIP

Batter	1	2	3	4	5	6	7	8	9	AB	R	H	RBI	BB	SO	LOB
Jerry White, S (1, 7) OBP: 0.329, SLG: 0.393	G3		1B SF7 1B 1-3		F8		F4			4	1	1	0	0	0	0
Rodney Scott, S (1, 4) OBP: 0.317, SLG: 0.300	6-3		1B 1-2 3-H		BBBB 4-0 L9-3 BB		F9			3	0	1	1	1	0	0
Rowland Office, L (1, 9) OBP: 0.364, SLG: 0.441	FC5 1B		1-2 2-3		L9-3 1-2			F9		3	0	2	0	0	0	1
Bob Pate, R (8, PH) (8, 9) OBP: 0.316, SLG: 0.333	1B		1B							1	0	0	0	0	0	0
Andre Dawson, R (1, 8) OBP: 0.347, SLG: 0.455	1-2 1B		F6			HBP 1B		F2		4	0	2	0	0	0	3
Gary Carter, R (1, 2) OBP: 0.317, SLG: 0.457	FC5 2-3f		SF7 3-H			F9		1B		3	0	1	1	0	0	3
Warren Cromartie, L (1, 3) OBP: 0.356, SLG: 0.459		F8	F8			F8		F7		4	0	0	0	0	0	4
Larry Parrish, R (1, 5) OBP: 0.317, SLG: 0.437		F4		F9	H 1-0 1-2 HBP				5-3	3	0	0	0	0	0	0
Chris Speier, R (1, 6) OBP: 0.327, SLG: 0.300		F7		SSS K		SSS K			F6	4	0	0	0	0	2	2
Scott Sanderson, R (1, 1) OBP: 0.100, SLG: 0.121				SSS K					SSS K	2	1	1	0	0	1	0
Ken Macha, R (7, PH) OBP: 0.371, SLG: 0.394			1B E 1B 1B							1	0	0	0	0	0	0
Bill Lee, L (7, 1) OBP: 0.211, SLG: 0.237										0	0	0	0	0	0	0
Tim Wallach, R (9, PH) OBP: 0.333, SLG: 0.800							4-3			1	0	0	0	0	1	0
Inning Stats	R: 0 E: 0 K: 0 S: 5 H: 2 LOB: 2 BB: 0 P: 5	R: 0 E: 0 K: 0 S: 3 H: 0 LOB: 0 BB: 0 P: 3	R: 2 E: 1 K: 0 S: 7 H: 4 LOB: 2 BB: 0 P: 7	R: 0 E: 0 K: 2 S: 7 H: 0 LOB: 0 BB: 0 P: 7	R: 0 E: 0 K: 0 S: 2 H: 0 LOB: 0 BB: 1 P: 6	R: 0 E: 0 K: 1 S: 6 H: 1 LOB: 2 BB: 0 P: 7	R: 0 E: 0 K: 0 S: 3 H: 0 LOB: 0 BB: 0 P: 3	R: 0 E: 0 K: 0 S: 4 H: 1 LOB: 1 BB: 0 P: 4	R: 0 E: 0 K: 1 S: 5 H: 0 LOB: 0 BB: 0 P: 5	1B: 8 2B: 1 3B: 0 HR: 0 SF: 1 SAC: 0 DP: 1 HBP: 1						

TOP

Montreal Expos @ New York Mets

Shea Stadium, Flushing, NY

Wed Sep 17 1980, 7:05 PM EDT

Att. 5,723 - Unknown

livebaseballscorecards.com

AB	33
R	2
H	8
RBI	2
BB	1
SO	4
LOB	13

PITCHER		IP	WLS	BF	H	R	ER	SO	BB	IBB	HBP	BLK	WP	HR	S	P	ERA	WHIP
Mike Scott, R ERA: 4.5	(1, 1)	2.0		12	6	2	2	0	0	0	0	0	0	0	12	12	9.00	3.000
Dyar Miller, R ERA: 2.0	(3, 1)	3.0	W	9	0	0	0	2	1	0	0	0	0	0	12	16	0.00	0.333
Pete Falcone, L ERA: 4.75	(6, 1)	4.0	S	15	2	0	0	2	0	0	1	0	0	0	18	19	0.00	0.500

PITCHER	IP	WLS	BF	H	R	ER	SO	BB	IBB	HBP	BLK	WP	HR	S	P	ERA	WHIP

Batter	1	2	3	4	5	6	7	8	9	AB	R	H	RBI	BB	SO	LOB
Mookie Wilson, S (1, 8) OBP: 0.353, SLG: 0.410	4-3	K			1B HR 2B 1-3		SH1-4 SF9 2B			4	2	2	0	0	1	2
Wally Backman, S (1, 4) OBP: 0.414, SLG: 0.347	1B 1B		F6		HR 1B 2-3 3-H		SH1-4 2-3			3	1	2	1	0	0	0
Lee Mazzilli, S (1, 3) OBP: 0.362, SLG: 0.437 Mike Jorgensen, L (8, 3) OBP: 0.350, SLG: 0.359	F4		F9		1-H HR 3-H		SF9 3-H			3 0	1 0	1 0	4 0	0 0	0 0	1 0
Steve Henderson, R (1, 7) OBP: 0.367, SLG: 0.404	1B 1-3		1B		6-3		6-3			4	0	2	0	0	0	0
Joel Youngblood, R (1, 9) OBP: 0.348, SLG: 0.377	F8		K		K			6-3		4	0	0	0	0	2	3
Alex Trevino, R (1, 2) OBP: 0.296, SLG: 0.303		F8		F5	F8			6-3		4	0	0	0	0	0	0
Frank Taveras, R (1, 6) OBP: 0.310, SLG: 0.328		K		K		F5		1B		4	0	1	0	0	2	0
Hubie Brooks, R (1, 5) OBP: 0.257, SLG: 0.188 Bill Almon, R (9, 5) OBP: 0.242, SLG: 0.252		BB 1B		6-3		6-3		6-3		4 0	0 0	1 0	0 0	0 0	0 0	1 0
Mike Scott, R (1, 1) OBP: 0.400, SLG: 0.250 Dyar Miller, R (3, 1) Jose Moreno, S (5, PH) OBP: 0.279, SLG: 0.487 Pete Falcone, L (6, 1) OBP: 0.211, SLG: 0.167		1-2 BB			2B 1B 1B	6-3				0 0 1 1	0 0 1 0	0 0 1 0	0 0 0 0	1 0 0 0	0 0 0 0	0 0 0 0
Inning Stats	R: 0 E: 0 K: 0 S: 5 H: 2 LOB: 2 BB: 0 P: 5	R: 0 E: 0 K: 2 S: 8 H: 1 LOB: 2 BB: 1 P: 12	R: 0 E: 0 K: 1 S: 6 H: 1 LOB: 1 BB: 0 P: 6	R: 0 E: 0 K: 1 S: 5 H: 0 LOB: 0 BB: 0 P: 5	R: 4 E: 0 K: 1 S: 9 H: 4 LOB: 0 BB: 0 P: 9	R: 0 E: 0 K: 0 S: 3 H: 0 LOB: 0 BB: 0 P: 3	R: 1 E: 0 K: 0 S: 4 H: 1 LOB: 0 BB: 0 P: 4	R: 0 E: 0 K: 0 S: 4 H: 1 LOB: 1 BB: 0 P: 4		1B: 7 2B: 2 3B: 0 HR: 1	SF: 1 SAC: 1 DP: 0 HBP: 0			WP: 0 PB: 0 SB: 0 CS: 0	PA: 35		

PITCHER		IP	WLS	BF	H	R	ER	SO	BB	IBB	HBP	BLK	WP	HR	S	P	ERA	WHIP
Scott Sanderson, R ERA: 3.06	(1, 1)	6.0	L	27	8	4	4	5	1	0	0	0	0	1	36	40	6.00	1.500
Bill Lee, L ERA: 5.43	(7, 1)	2.0		8	2	1	1	0	0	0	0	0	0	0	8	8	4.50	1.000

PITCHER	IP	WLS	BF	H	R	ER	SO	BB	IBB	HBP	BLK	WP	HR	S	P	ERA	WHIP

Montreal Expos @ New York Mets

Shea Stadium, Flushing, NY

Wed Sep 17 1980, 7:05 PM EDT

Att. 5,723 - Unknown

BOTTOM

livebaseballscorecards.com

AB	32
R	5
H	10
RBI	5
BB	1
SO	5
LOB	7

Batter	1	2	3	4	5	6	7	8	9	AB	R	H	RBI	BB	SO	LOB
Mookie Wilson, S (1, 8) OBP: 0.356, SLG: 0.409	5-3 1B		FC6-5 1B 1-2 2-3 3-H 1B		3-1		F8		F7	5	1	2	1	0	0	0
Wally Backman, S (1, 6) OBP: 0.403, SLG: 0.340	5-3 1-2		FC6-5 1B 1-2 2-3f 3-H		E 1B		6-3			4	0	1	1	0	0	3
Lee Mazzilli, S (1, 3) OBP: 0.364, SLG: 0.438	F8		1-3 2-H 1B		B B B B FC6-4 1-2 BB			1B 1-3 FC5-2-5 1B		3	0	2	1	1	0	0
Joel Youngblood, R (1, 9) OBP: 0.346, SLG: 0.375 Jerry Morales, R (7, 9) OBP: 0.298, SLG: 0.356		6-3	S S S K		S S S K			1-3 1-2		3 1	0 0	0 0	0 0	0 0	2 0	4 1
Steve Henderson, R (1, 7) OBP: 0.366, SLG: 0.402		F9	S S S K		FC6-4 1-2f			FC5 FC5-2-5 2-3 1B		4	0	1	0	0	1	4
Alex Trevino, R (1, 2) OBP: 0.292, SLG: 0.299		4-3		F9		S S S K		FC5-2-5 1-2 3-H		4	0	0	0	0	1	2
Hubie Brooks, R (1, 5) OBP: 0.282, SLG: 0.222			1B 1B 1B 1B	F1-3 1B	S S S K			FC5 2-3f		4	1	2	0	0	1	2
Doug Flynn, R (1, 4) OBP: 0.296, SLG: 0.318 Mike Jorgensen, L (9, PH) OBP: 0.349, SLG: 0.358			1B 1B 1-2 FC6-5 1B	F1-3 1-2		F6-3			F7	3 1	1 0	1 0	0 0	0 0	0 0	1 0
Ed Lynch, R (1, 1) OBP: 0.500, SLG: 0.500 Dyar Miller, R (5, 1) Claudell Washington, L (7, PH) OBP: 0.330, SLG: 0.466 Roy Lee Jackson, R (7, 1) OBP: 0.200, SLG: 0.333 Jose Moreno, S (9, PH) OBP: 0.273, SLG: 0.475			FC6-5 1B 1-2 2-3 1B	6-3		S S S K			S S S K	2 0 1 0 1	0 0 0 0 0	1 0 0 0 0	0 0 0 0 0	0 0 1 0 1	0 0 0 0 1	1 0 0 0 0

Inning Stats									
	R: 0 E: 0 K: 0 S: 3	H: 1 LOB: 0 BB: 0 P: 3	R: 0 E: 0 K: 0 S: 3	H: 0 LOB: 0 BB: 0 P: 3	R: 3 E: 0 K: 2 S: 12	H: 5 LOB: 2 BB: 0 P: 12	R: 0 E: 0 K: 0 S: 4	H: 1 LOB: 1 BB: 0 P: 4	R: 0 E: 1 K: 1 S: 6	H: 1 LOB: 2 BB: 1 P: 10
	R: 0 E: 0 K: 2 S: 7	H: 0 LOB: 0 BB: 0 P: 7	R: 0 E: 0 K: 1 S: 5	H: 0 LOB: 0 BB: 0 P: 5	R: 0 E: 0 K: 0 S: 5	H: 2 LOB: 2 BB: 0 P: 5	R: 0 E: 0 K: 1 S: 5	H: 0 LOB: 0 BB: 0 P: 5	1B: 10 2B: 0 3B: 0 HR: 0	SF: 0 SAC: 0 DP: 0 HBP: 0

PITCHER	IP	WLS	BF	H	R	ER	SO	BB	IBB	HBP	BLK	WP	HR	S	P	ERA	WHIP
Rick Rhoden, R (1, 1) ERA: 3.85	9.0	W	37	10	3	3	7	1	0	0	0	0	0	50	54	3.00	1.222

PITCHER	IP	WLS	BF	H	R	ER	SO	BB	IBB	HBP	BLK	WP	HR	S	P	ERA	WHIP

TOP

New York Mets @ Pittsburgh Pirates

Three Rivers Stadium, Pittsburgh, PA

Fri Sep 19 1980, 7:05 PM EDT

Att. 17,593 - Unknown

livebaseballscorecards.com

AB	36
R	3
H	10
RBI	3
BB	1
SO	7
LOB	18

WP: 0 PA: 37
PB: 0
SB: 0
CS: 0

New York Mets @ Pittsburgh Pirates

Three Rivers Stadium, Pittsburgh, PA

Fri Sep 19 1980, 7:05 PM EDT

Att. 17,593 - Unknown

livebaseballscorecards.com

BOTTOM

Batter	1	2	3	4	5	6	7	8	9	AB	R	H	RBI	BB	SO	LOB
Omar Moreno, L (1, 8) OBP: 0.307, SLG: 0.330	F4-3	F8		F9		F4-3 1-2				4	0	0	0	0	0	4
Tim Foli, R (1, 6) OBP: 0.298, SLG: 0.333	2B SF7 1B	1-2 2-3 1B			1-3	6-3				4	1	2	0	0	0	1
Dave Parker, L (1, 9) OBP: 0.333, SLG: 0.466	1-3 3B 2B	3-1			3-1		F8			4	1	1	0	0	0	3
Mike Easler, L (1, 7) OBP: 0.380, SLG: 0.576	SF7 3-H		F9		2B 2B		B B B B 4-0 F6-4-3 BB			2	1	1	1	1	0	0
Bill Madlock, R (1, 5) OBP: 0.336, SLG: 0.380	2-H 3B		F6		B B B B 4-0 2B BB		1-2 F6-4-3 2 3			3	1	1	1	1	0	1
John Milner, L (1, 3) OBP: 0.379, SLG: 0.381	F9		F8		1-H 2-H 2B			F4-3 1		4	0	1	2	0	0	1
Ed Ott, L (1, 2) OBP: 0.321, SLG: 0.364		1B 1B 1B		F7 1	G3 3			F4-3 2		4	0	1	0	0	0	1
Phil Garner, R (1, 4) OBP: 0.310, SLG: 0.355		L8 1		1B		S S S K 1		S S S K 3		4	0	1	0	0	2	1
Rick Rhoden, R (1, 1) OBP: 0.417, SLG: 0.571		1-2 1B 1B		F7 2		E3 F4-3				3	0	1	0	0	0	1
Inning Stats	R: 2 E: 0 K: 0 S: 6 H: 3 LOB: 1 BB: 0 P: 6	R: 0 E: 0 K: 0 S: 6 H: 3 LOB: 3 BB: 0 P: 6	R: 0 E: 0 K: 0 S: 3 H: 0 LOB: 0 BB: 0 P: 3	R: 0 E: 0 K: 0 S: 4 H: 1 LOB: 1 BB: 0 P: 4	R: 2 E: 0 K: 0 S: 5 H: 2 LOB: 1 BB: 1 P: 9	R: 0 E: 1 K: 1 S: 6 H: 0 LOB: 1 BB: 0 P: 6	R: 0 E: 0 K: 0 S: 2 H: 0 LOB: 0 BB: 1 P: 6	R: 0 E: 0 K: 1 S: 5 H: 0 LOB: 0 BB: 0 P: 5		1B: 5 2B: 3 3B: 1 HR: 0 SF: 1 SAC: 0 DP: 1 HBP: 0						

	AB	32
	R	4
	H	9
	RBI	4
	BB	2
	SO	2
	LOB	13

WP: 0 PB: 0 SB: 0 CS: 0 PA: 35

PITCHER		IP	WLS	BF	H	R	ER	SO	BB	IBB	HBP	BLK	WP	HR	S	P	ERA	WHIP
Ed Lynch, R (1, 1) ERA: 6.75		4.2	L	24	9	4	4	0	1	0	0	0	0	0	23	27	7.71	2.143
Dyar Miller, R (5, 1) ERA: 1.93		1.1		5	0	0	0	1	0	0	0	0	0	0	7	7	0.00	0.000
Roy Lee Jackson, R (7, 1) ERA: 3.86		2.0		6	0	0	0	1	1	0	0	0	0	0	7	11	0.00	0.500

PITCHER	IP	WLS	BF	H	R	ER	SO	BB	IBB	HBP	BLK	WP	HR	S	P	ERA	WHIP

Batter	1	2	3	4	5	6	7	8	9	10	11	AB	R	H	RBI	BB	SO	LOB
Mookie Wilson, S (1, 8) OBP: 0.367, SLG: 0.437	BBBB 4-0 CS BB	x 0-0 ③ 3-1	x 0-0 ② 4-3 2-3		x 0-0 E SH3 1B 1B	x 0-0 ③ F3		x 0-0 1B 3B	5	2	2	0	1	0	2
Wally Backman, S (1, 6) (11, 4) OBP: 0.433, SLG: 0.357	x 0-0 ① CS 1-2 1B	H 1-0 6-3 HBP	x 0-0 CS 3-H 1B		x 0-0 ① SH3 1-2		x 0-0 ① G3	BBBB 4-0 IBB 1B BB	3	1	2	1	1	0	0
Lee Mazzilli, S (1, 3) OBP: 0.364, SLG: 0.435	x 0-0 ②③ F8 1-2	SSS 0-3 ① K	0-0 ③ CS 1-2	x 0-0 ① F7	III 4-0 1B E 1B IBB		x 0-0 ② F7	III 4-0 1B 1B 1-2 IBB	4	2	0	0	2	1	2
Mike Jorgensen, L (1, 9) OBP: 0.351, SLG: 0.358 Bill Almon, R (7, PR) OBP: 0.242, SLG: 0.252 Elliott Maddox, R (7, 9) OBP: 0.341, SLG: 0.326	x 0-0 ① F7	x 0-0 ② 6-3 1-2	x 0-0 ② 6-3 1-2	BBBB 4-0 3-1 1B 1B BB	x 0-0 FC5-4 1B 1-3 2-H 1B		x 0-0 ③ F9	x 0-0 1B 1-3 2-H 3-H 1B	3 0 2	1 0 0	1 0 1	1 0 2	1 0 0	0 0 0	1 0 0
Steve Henderson, R (1, 7) OBP: 0.371, SLG: 0.405	BBBB 4-0 CS BB	BBBB 4-0 BB	x 0-0 3-1 1-2 1B	x 0-0 FC5-4 1-2 3-H 1B			x 0-0 ① 5-3	x 0-0 1-2 3-H 1B	4	1	3	2	2	0	0
Alex Trevino, R (1, 2) OBP: 0.287, SLG: 0.293	x 0-0 ②③ F7 1-2	SSS 0-3 ③ K	x 0-0 ② 3-1 1-2 2-3	x 0-0 ② FC5-4 1-2f 2-3			SSS 0-3 ② K	SSS 0-3 ③ K	6	0	0	0	0	3	9
Hubie Brooks, R (1, 5) OBP: 0.295, SLG: 0.225		SSS 0-3 ① K	x 0-0 2B SF7 1B	H 1-0 1B HBP	x 0-0 ③ 4-3		x 0-0 ③ 3-1		4	1	1	0	0	1	2
Doug Flynn, R (1, 4) OBP: 0.299, SLG: 0.324 Frank Taveras, R (11, PR) OBP: 0.310, SLG: 0.328 (11, 6)	x 0-0 F3 SH1-4	x 0-0 4-3 1-3 1B 2B	x 0-0 1-2 2-H 3-H 1B	x 0-0 ① F9			x 0-0 4-3 S 1B	5 0	1 0	3 0	2 0	0 0	0 0	0 0
Pat Zachry, R (1, 1) OBP: 0.083, SLG: 0.044 Jerry Morales, R (5, PH) OBP: 0.297, SLG: 0.356 Scott Holman, R (5, 1) Dan Norman, R (6, PH) OBP: 0.198, SLG: 0.221 Jeff Reardon, R (6, 1) Neil Allen, R (9, 1) OBP: 0.200, SLG: 0.143 Jose Moreno, S (11, PH) OBP: 0.267, SLG: 0.463 Dyar Miller, R (11, 1)	x 0-0 ② SH1-4 1-2	x 0-0 ① SF7 3-H	x 0-0 ③ 4-3	SSS 0-3 ② K	x 0-0 ③ 4-3 1-3	0 0 0 1 1 0 0 1 0	0 0 0 0 0 0 0 0 0	0 0 0 0 0 1 0 0 0	0 0 0 0 0 0 0 0 0	0 0 0 0 0 0 0 0 0	0 0 0 2 0 0 0 0 1						
Inning Stats	R: 0 E: 0 K: 0 S: 2 H: 1 LOB: 0 BB: 1 P: 6	R: 0 E: 0 K: 0 S: 2 H: 0 LOB: 0 BB: 1 P: 6	R: 0 E: 1 K: 1 S: 6 H: 0 LOB: 1 BB: 0 P: 6	R: 0 E: 0 K: 2 S: 7 H: 0 LOB: 2 BB: 1 P: 12	R: 2 E: 0 K: 0 S: 5 H: 3 LOB: 0 BB: 0 P: 5	R: 2 E: 0 K: 0 S: 5 H: 2 LOB: 2 BB: 1 P: 10	R: 2 E: 1 K: 0 S: 6 H: 3 LOB: 2 BB: 1 P: 10	R: 0 E: 0 K: 1 S: 5 H: 0 LOB: 0 BB: 0 P: 5	R: 0 E: 0 K: 0 S: 3 H: 0 LOB: 0 BB: 0 P: 3	R: 0 E: 0 K: 1 S: 5 H: 0 LOB: 0 BB: 0 P: 5	R: 3 E: 0 K: 1 S: 8 H: 4 LOB: 2 BB: 2 P: 16	1B: 11 2B: 1 3B: 1 HR: 0	SF: 1 SAC: 2 DP: 0 HBP: 2		WP: 0 PB: 0 SB: 1 CS: 4	PA: 52		

PITCHER		IP	WLS	BF	H	R	ER	SO	BB	IBB	HBP	BLK	WP	HR	S	P	ERA	WHIP
Don Robinson, R ERA: 4.13	(1, 1)	5.2		26	6	4	4	3	4	0	2	0	0	0	26	44	6.35	1.765
Enrique Romo, R ERA: 3.18	(6, 1)	1.1		8	3	2	2	0	0	1	0	0	0	0	7	11	13.50	2.250
Grant Jackson, L ERA: 2.82	(8, 1)	2.0		6	0	0	0	1	0	0	0	0	0	0	8	8	0.00	0.000
Kent Tekulve, R ERA: 3.52	(10, 1)	2.0	L	11	4	3	3	2	1	1	0	0	0	0	13	21	13.50	2.500

PITCHER	IP	WLS	BF	H	R	ER	SO	BB	IBB	HBP	BLK	WP	HR	S	P	ERA	WHIP

New York Mets @ Pittsburgh Pirates

Three Rivers Stadium, Pittsburgh, PA

Sat Sep 20 1980, 7:05 PM EDT

Att. 22,084 - Unknown

TOP

livebaseballscorecards.com

AB	39
R	9
H	13
RBI	9
BB	7
SO	6
LOB	19

New York Mets @ Pittsburgh Pirates

Three Rivers Stadium, Pittsburgh, PA

Sat Sep 20 1980, 7:05 PM EDT

Att. 22,084 - Unknown

livebaseballscorecards.com

BOTTOM

Batter	1	2	3	4	5	6	7	8	9	10	11	AB	R	H	RBI	BB	SO	LOB
Omar Moreno, L (1, 8) OBP: 0.307, SLG: 0.329	F4-3			BB	K		G3		CS 1B			4	1	1	1	1	1	0
Tim Foli, R (1, 6) OBP: 0.298, SLG: 0.332	F4-3			F4		F9 1B 1B		5-3	CS	1-3		1	0	0	0	0	0	0
Dale Berra, R (3, 6) OBP: 0.286, SLG: 0.384												4	1	1	0	0	0	1
Dave Parker, L (1, 9) OBP: 0.332, SLG: 0.464	F8			K		F9		F9		6-3		2	0	0	0	0	1	1
Lee Lacy, R (5, 7) OBP: 0.401, SLG: 0.521												3	0	0	0	0	0	1
Mike Easler, L (1, 7) OBP: 0.383, SLG: 0.580		G3		2B		1B 1B		HR 1B		K		5	2	3	1	0	1	0
(5, 9)																		
Bill Madlock, R (1, 5) OBP: 0.337, SLG: 0.388		5-3		2B		F9		HR			6-3	5	1	2	3	0	0	2
John Milner, L (1, 3) OBP: 0.379, SLG: 0.379		F4-3		BB		FC5-4 1B		F2			F9	4	0	1	1	1	0	0
Ed Ott, L (1, 2) OBP: 0.316, SLG: 0.359		G3		K		FC5-4			F4-3		3-4	5	0	0	0	0	1	4
Phil Garner, R (1, 4) OBP: 0.312, SLG: 0.355				BB	G3		F8		CS 1B			3	0	1	0	1	0	0
Don Robinson, R (1, 1) OBP: 0.306, SLG: 0.429												2	0	0	0	0	0	1
Enrique Romo, R (6, 1) OBP: 0.500, SLG: 0.400												0	0	0	0	0	0	0
Kurt Bevacqua, R (7, PH) OBP: 0.340, SLG: 0.372												1	0	0	0	0	0	0
Grant Jackson, S (8, 1)												0	0	0	0	0	0	0
Bill Robinson, R (9, PH) OBP: 0.320, SLG: 0.479												1	0	1	0	0	0	0
Matt Alexander, S (9, PR) OBP: 0.333, SLG: 0.667												0	1	0	0	0	0	0
Kent Tekulve, R (10, 1)		6-3			F3		F4-3		1B 1B			0	0	0	0	0	0	0

Inning Stats	1	2	3	4	5	6	7	8	9	10	11
	R: 0 E: 0 K: 0 S: 3	H: 0 LOB: 0 BB: 0 P: 3	R: 0 E: 0 K: 0 S: 3	H: 0 LOB: 0 BB: 0 P: 3	R: 0 E: 0 K: 0 S: 2	H: 0 LOB: 0 BB: 1 P: 6	R: 2 E: 0 K: 2 S: 9	H: 2 LOB: 2 BB: 2 P: 17	R: 0 E: 0 K: 1 S: 5	H: 0 LOB: 0 BB: 0 P: 5	R: 1 E: 0 K: 0 S: 6	H: 3 LOB: 2 BB: 0 P: 6	R: 0 E: 0 K: 0 S: 3	H: 0 LOB: 0 BB: 0 P: 3	R: 2 E: 0 K: 0 S: 5	H: 2 LOB: 0 BB: 0 P: 5	R: 1 E: 0 K: 0 S: 4	H: 3 LOB: 1 BB: 0 P: 4	R: 0 E: 0 K: 1 S: 5	H: 0 LOB: 0 BB: 0 P: 5	R: 0 E: 0 K: 0 S: 3	H: 0 LOB: 0 BB: 0 P: 3

1B: 7 SF: 0
2B: 2 SAC: 0
3B: 0 DP: 0
HR: 1 HBP: 0

WP: 0 PA: 44
PB: 0
SB: 2
CS: 3

	AB	40
	R	6
	H	10
	RBI	6
	BB	3
	SO	4
	LOB	10

PITCHER		IP	WLS	BF	H	R	ER	SO	BB	IBB	HBP	BLK	WP	HR	S	P	ERA	WHIP
Pat Zachry, R ERA: 3.04	(1, 1)	4.0		16	2	2	2	2	3	0	0	0	0	0	17	29	4.50	1.250
Scott Holman, R ERA:	(5, 1)	1.0		3	0	0	0	1	0	0	0	0	0	0	5	5	0.00	0.000
Jeff Reardon, R ERA: 2.85	(6, 1)	3.1		16	6	4	4	0	0	0	0	0	0	1	16	16	10.80	1.800
Neil Allen, R ERA: 3.36	(9, 1)	1.2	W	5	2	0	0	1	0	0	0	0	0	0	7	7	0.00	1.200
Dyar Miller, R ERA: 1.88	(11, 1)	1.0	S	3	0	0	0	0	0	0	0	0	0	0	3	3	0.00	0.000

PITCHER	IP	WLS	BF	H	R	ER	SO	BB	IBB	HBP	BLK	WP	HR	S	P	ERA	WHIP

New York Mets @ Pittsburgh Pirates

Three Rivers Stadium, Pittsburgh, PA

Sun Sep 21 1980, 3:33 AM EDT

Att. 20,320 - Unknown

livebaseballscorecards.com

Batter	1	2	3	4	5	6	7	8	9	AB	R	H	RBI	BB	SO	LOB
Frank Taveras, R (1, 6) OBP: 0.310, SLG: 0.330	0-0 1B 1B 2B		0-0 4-3 ①		0-0 F8 ③			0-0 P3 ①		4	1	1	0	0	0	0
Elliott Maddox, R (1, 8) OBP: 0.341, SLG: 0.325	0-0 E 1B 2-3 1B		0-0 6-3 ②			0-0 F7 ①		0-0 F9 ②		4	1	1	0	0	0	0
Lee Mazzilli, S (1, 3) OBP: 0.363, SLG: 0.434	0-0 FC4-6 1-2 3-H 1B		S S S 0-3 K ③			0-0 F6 ②		S S S 0-3 K ③		4	0	1	1	0	2	0
Steve Henderson, R (1, 7) OBP: 0.369, SLG: 0.402	0-0 FC4-6 ① 1-2f 2-H			0-0 F8 ①		0-0 E4			0-0 6-3 ①	4	0	0	0	0	0	1
Jerry Morales, R (1, 9) OBP: 0.296, SLG: 0.351	S S S 0-3 K ②			0-0 P4 ②		0-0 F7 ③			B B B B 4-0 2B BLK BB	3	1	0	0	1	1	2
Alex Trevino, R (1, 2) OBP: 0.289, SLG: 0.299	0-0 F7 ③			0-0 E1 1B			0-0 5-3 ①		0-0 BLK 1-3 2B	4	0	2	0	0	0	1
Hubie Brooks, R (1, 5) OBP: 0.298, SLG: 0.233 Mookie Wilson, S (9, PH) OBP: 0.363, SLG: 0.431		0-0 F4-6-3 1B		0-0 F9 ③			0-0 L8 ②		0-0 F7 ② 2-3 3-H	3 1	0 0	1 0	0 0	0 0	0 0	1 1
Doug Flynn, R (1, 4) OBP: 0.297, SLG: 0.322 Claudell Washington, L (9, PH) OBP: 0.329, SLG: 0.465		0-0 F4-6-3 ① ② 1-2			0-0 F4 ①		0-0 F1-3 ③		S S S 0-3 K ③	3 1	0 0	0 0	0 0	0 1	0 1	1 1
Ray Burris, R (1, 1) OBP: 0.122, SLG: 0.104 Pete Falcone, L (5, 1) OBP: 0.211, SLG: 0.167 Dan Norman, R (8, PH) OBP: 0.207, SLG: 0.269 Juan Berenguer, R (8, 1)		S S S 0-3 K ③			0-0 G3 ②			0-0 HR		2 0 1 0	0 0 1 0	0 0 1 0	0 0 1 0	1 0 0 0	0 0 0 0	0 0 0 0
Inning Stats	R: 2 E: 1 K: 1 S: 8 H: 3 LOB: 1 BB: 0 P: 8	R: 0 E: 0 K: 1 S: 5 H: 1 LOB: 0 BB: 0 P: 5	R: 0 E: 0 K: 1 S: 5 H: 0 LOB: 0 BB: 0 P: 5	R: 0 E: 1 K: 0 S: 4 H: 1 LOB: 1 BB: 0 P: 4	R: 0 E: 0 K: 0 S: 3 H: 0 LOB: 0 BB: 0 P: 3	R: 0 E: 1 K: 0 S: 4 H: 0 LOB: 1 BB: 0 P: 4	R: 0 E: 0 K: 0 S: 3 H: 0 LOB: 0 BB: 0 P: 3	R: 1 E: 0 K: 1 S: 6 H: 1 LOB: 0 BB: 0 P: 6	R: 1 E: 0 K: 1 S: 6 H: 1 LOB: 1 BB: 1 P: 10	1B: 4 2B: 2 3B: 0 HR: 1	SF: 0 SAC: 0 DP: 1 HBP: 0						

	AB	34
	R	4
	H	7
	RBI	2
	BB	1
	SO	5
	LOB	8

WP: 0 PB: 0 SB: 0 CS: 0 PA: 35

PITCHER		IP	WLS	BF	H	R	ER	SO	BB	IBB	HBP	BLK	WP	HR	S	P	ERA	WHIP
John Candelaria, L ERA: 3.84	(1, 1)	8.1	W	33	7	4	3	4	1	0	0	0	0	1	40	44	3.24	0.960
Enrique Romo, R ERA: 3.16	(9, 1)	0.2		2	0	0	0	1	0	0	0	1	0	0	4	4	0.00	0.000

PITCHER	IP	WLS	BF	H	R	ER	SO	BB	IBB	HBP	BLK	WP	HR	S	P	ERA	WHIP

New York Mets @ Pittsburgh Pirates

Three Rivers Stadium, Pittsburgh, PA

Sun Sep 21 1980, 3:33 AM EDT

Att. 20,320 - Unknown

livebaseballscorecards.com

BOTTOM

Batter	1	2	3	4	5	6	7	8	9	AB	R	H	RBI	BB	SO	LOB
Omar Moreno, L (1, 8) OBP: 0.308, SLG: 0.331	F3		K		CS 2-H 1B	K		1B 1-3 2-H 2B		5	1	2	2	0	2	2
Phil Garner, R (1, 4) OBP: 0.314, SLG: 0.356	F4-3			SF7 1B BB	S HR 1-2 1B		F4	1B 2-H 3-H 1B		4	2	2	2	1	0	0
Bill Madlock, R (1, 5) Vance Law, R (8, PH) (9, 5) OBP: 0.338, SLG: 0.396 OBP: 0.261, SLG: 0.279	6-3			1B 1-3	HR 1-H		L5	F4-3		4 1	1 0	2 0	2 0	0 0	0 0	0 1
Mike Easler, L (1, 9) OBP: 0.384, SLG: 0.579		FC5-4 BB		SF7 3-H	5-3		1B			2	0	1	1	1	0	0
Bill Robinson, R (1, 3) OBP: 0.322, SLG: 0.483		FC5-4 G3 1-2f		F9		SF8 3B	L5			4	1	1	0	0	0	3
John Milner, L (1, 7) Lee Lacy, R (6, PH) (7, 7) OBP: 0.376, SLG: 0.376 OBP: 0.399, SLG: 0.519		G3 1-2		F4-3		SF8 3-H		K		2 1	0 0	0 0	0 1	0 0	0 1	2 0
Ed Ott, L (1, 2) OBP: 0.321, SLG: 0.368		F4-3			HR	2B BB		E 2B BB		2	2	1	1	2	0	1
Dale Berra, R (1, 6) OBP: 0.281, SLG: 0.376			6-3		F4-3	K		F9		4	0	0	0	0	1	2
John Candelaria, L (1, 1) Enrique Romo, R (9, 1) OBP: 0.215, SLG: 0.203 OBP: 0.500, SLG: 0.400			F4-3		1B 2B	1B 1-3 2B		E5 2B 1B 1-2		4 0	2 0	2 0	0 0	0 0	0 0	1 0
Inning Stats	R: 0 H: 0 E: 0 LOB: 0 K: 0 BB: 0 S: 3 P: 3	R: 0 H: 0 E: 0 LOB: 1 K: 0 BB: 1 S: 3 P: 7	R: 0 H: 0 E: 0 LOB: 0 K: 1 BB: 0 S: 5 P: 5	R: 1 H: 1 E: 0 LOB: 1 K: 0 BB: 1 S: 4 P: 8	R: 4 H: 5 E: 0 LOB: 0 K: 0 BB: 0 S: 7 P: 7	R: 1 H: 2 E: 0 LOB: 2 K: 2 BB: 1 S: 9 P: 13	R: 0 H: 1 E: 0 LOB: 1 K: 0 BB: 0 S: 4 P: 4	R: 3 H: 2 E: 1 LOB: 1 K: 1 BB: 1 S: 8 P: 12		1B: 5 SF: 2 2B: 3 SAC: 0 3B: 1 DP: 0 HR: 2 HBP: 0				WP: 0 PA: 39 PB: 0 SB: 1 CS: 1		

	AB	33
	R	9
	H	11
	RBI	9
	BB	4
	SO	4
	LOB	12

PITCHER		IP	WLS	BF	H	R	ER	SO	BB	IBB	HBP	BLK	WP	HR	S	P	ERA	WHIP
Ray Burris, R ERA: 4.02	(1, 1)	4.2	L	21	6	5	5	1	2	0	0	0	0	2	21	29	9.64	1.714
Pete Falcone, L ERA: 4.74	(5, 1)	2.1		11	3	1	1	2	1	0	0	0	0	0	14	18	3.86	1.714
Juan Berenguer, R ERA: 8.44	(8, 1)	1.0		7	2	3	0	1	1	0	0	0	0	0	8	12	0.00	3.000

PITCHER	IP	WLS	BF	H	R	ER	SO	BB	IBB	HBP	BLK	WP	HR	S	P	ERA	WHIP

Batter	1	2	3	4	5	6	7	8	9	AB	R	H	RBI	BB	SO	LOB
Mookie Wilson, S (1, 8) OBP: 0.369, SLG: 0.447	F7		FC6-4 1B		2B		L4			4	0	2	0	0	0	0
Frank Taveras, R (1, 6) OBP: 0.308, SLG: 0.327	6-3		FC6-4 1-2f		5-3			F7		4	0	0	0	0	0	2
Lee Mazzilli, S (1, 3) OBP: 0.364, SLG: 0.432	4-3			4-3	IBB			BBBB L6-4 S	BB	2	0	0	0	2	0	0
Steve Henderson, R (1, 7) OBP: 0.366, SLG: 0.398		5-3		E6 3-1	SSS K			L6-4 1-3		4	1	0	0	0	1	3
Dan Norman, R (1, 9) OBP: 0.200, SLG: 0.259 Joel Youngblood, R (9, PH) OBP: 0.345, SLG: 0.374		F9		3-1 1-H		6-3			SSS K	3 1	0 0	0 0	1 0	0 0	0 1	0 0
Alex Trevino, R (1, 2) OBP: 0.292, SLG: 0.304		FC5-4 1B		1B 2B		SSS K			6-3	4	1	2	0	0	1	0
Hubie Brooks, R (1, 5) OBP: 0.300, SLG: 0.239 Claudell Washington, L (9, PH) OBP: 0.328, SLG: 0.464		FC5-4 1-2f		FC6-4 2-H 1B		SSS K			6-3	3 1	0 0	1 0	1 0	0 0	1 0	1 0
Doug Flynn, R (1, 4) OBP: 0.295, SLG: 0.319			F4	FC6-4 1-2f			F8			3	0	0	0	0	0	1
Mark Bomback, R (1, 1) OBP: 0.296, SLG: 0.282 Jose Moreno, S (5, PH) OBP: 0.261, SLG: 0.452 Roy Lee Jackson, R (5, 1) OBP: 0.200, SLG: 0.333 Dyar Miller, R (5, 1) Mike Jorgensen, L (7, PH) OBP: 0.350, SLG: 0.357 Jeff Reardon, R (7, 1)			SSS K		F8		4-3			1 1 0 0 1 0	0 0 0 0 0 0	0 0 0 0 0 0	0 0 0 0 0 0	0 0 0 0 0 0	1 0 0 0 0 0	0 0 0 0 0 0
Inning Stats	R: 0 E: 0 K: 0 S: 3 H: 0 LOB: 0 BB: 0 P: 3	R: 0 E: 0 K: 0 S: 4 H: 1 LOB: 1 BB: 0 P: 4	R: 0 E: 0 K: 1 S: 6 H: 1 LOB: 0 BB: 0 P: 6	R: 2 E: 1 K: 0 S: 6 H: 2 LOB: 1 BB: 0 P: 6	R: 0 E: 0 K: 1 S: 6 H: 1 LOB: 2 BB: 1 P: 10	R: 0 E: 0 K: 2 S: 7 H: 0 LOB: 0 BB: 0 P: 7	R: 0 E: 0 K: 0 S: 3 H: 0 LOB: 0 BB: 0 P: 3	R: 0 E: 0 K: 0 S: 2 H: 0 LOB: 0 BB: 1 P: 6	R: 0 E: 0 K: 1 S: 5 H: 0 LOB: 0 BB: 0 P: 5	1B: 3 2B: 3 3B: 0 HR: 0 SF: 0 SAC: 0 DP: 1 HBP: 0						

PITCHER		IP	WLS	BF	H	R	ER	SO	BB	IBB	HBP	BLK	WP	HR	S	P	ERA	WHIP
Randy Martz, R ERA: 2.95	(1, 1)	4.0		17	4	2	0	1	0	0	0	0	0	0	19	19	0.00	1.000
Bill Caudill, R ERA: 2.22	(5, 1)	2.0	W	8	1	0	0	3	0	1	0	0	0	0	13	17	0.00	0.500
Bruce Sutter, R ERA: 2.47	(7, 1)	3.0	S	9	0	0	0	1	1	0	0	0	0	0	10	14	0.00	0.333

PITCHER	IP	WLS	BF	H	R	ER	SO	BB	IBB	HBP	BLK	WP	HR	S	P	ERA	WHIP

TOP

New York Mets @ Chicago Cubs

Wrigley Field, Chicago, IL

Mon Sep 22 1980, 3:33 AM CDT

Att. 1,171 - Unknown

livebaseballscorecards.com

AB	32
R	2
H	5
RBI	2
BB	2
SO	5
LOB	7

WP: 0 PA: 34
PB: 0
SB: 2
CS: 0

New York Mets @ Chicago Cubs

Wrigley Field, Chicago, IL

Mon Sep 22 1980, 3:33 AM CDT

Att. 1,171 - Unknown

livebaseballscorecards.com

BOTTOM

Batter	1	2	3	4	5	6	7	8	9	AB	R	H	RBI	BB	SO	LOB
Ivan De Jesus, R (1, 6) OBP: 0.335, SLG: 0.334	F8	L8		6-3		BBB 4-0 1-2 BB				3	0	0	0	1	0	3
Mike Tyson, R (1, 4) OBP: 0.272, SLG: 0.340	0-0 BB 1B FC1-2 1B	E3 1-2 2-3 3-H			L9	SSS 0-3 K				4	0	1	1	0	1	4
Larry Biittner, L (1, 3) OBP: 0.292, SLG: 0.321	FC1-2 BB 1-2 1B	SF8 3-H			F7		F4-3			3	0	1	1	0	0	0
Jim Tracy, L (1, 7) OBP: 0.311, SLG: 0.354	BBB 4-0 FC1-2 1-2 2-3 BB	F4-3			1B		SSS 0-3 K			3	0	1	0	1	1	2
Tim Blackwell, S (1, 2) OBP: 0.352, SLG: 0.394 Mike O'Berry, R (7, 2) OBP: 0.333, SLG: 0.294	FC1-2 1-2 2-3 3-Hf	L7			SSS 0-3 K		SSS 0-3 K			3 1	0 0	0 0	0 0	0 0	1 1	4 0
Scot Thompson, L (1, 9) OBP: 0.292, SLG: 0.287	F4-3	F4-3				1B SH3-4 1B		6-3		4	1	1	0	0	0	3
Carlos Lezcano, R (1, 8) OBP: 0.292, SLG: 0.381		1B 1B E 1B	CS 1B			SH3-4 1-2		2B		3	1	3	0	0	0	0
Steve Dillard, R (1, 5) OBP: 0.296, SLG: 0.332		E 1B SF8 1-2 1B	CS 1-2	5-3		L9		SSS 0-3 K		4	1	1	0	0	1	2
Randy Martz, L (1, 1) OBP: 0.200, SLG: 0.200 Lenny Randle, S (4, PH) OBP: 0.344, SLG: 0.371 Bill Caudill, R (5, 1) OBP: 0.250, SLG: 0.375 Jesus Figueroa, L (6, PH) OBP: 0.317, SLG: 0.305 Bruce Sutter, R (7, 1) OBP: 0.111, SLG: 0.111	E 1-2 2-3 1B			1B		BB 2-H 1B		SSS 0-3 K		1 1 0 1 1	0 0 0 0 0	1 1 0 1 0	0 0 0 0 0	0 0 0 0 0	0 0 0 0 1	0 0 0 0 1
Inning Stats	R: 0 E: 0 K: 0 S: 5 H: 2 LOB: 3 BB: 1 P: 9	R: 2 E: 1 K: 0 S: 7 H: 3 LOB: 2 BB: 0 P: 7	R: 0 E: 0 K: 0 S: 3 H: 1 LOB: 0 BB: 0 P: 3	R: 0 E: 0 K: 0 S: 3 H: 1 LOB: 0 BB: 0 P: 3	R: 0 E: 0 K: 1 S: 6 H: 1 LOB: 1 BB: 0 P: 6	R: 1 E: 0 K: 1 S: 7 H: 2 LOB: 2 BB: 1 P: 11	R: 0 E: 0 K: 2 S: 7 H: 0 LOB: 0 BB: 0 P: 7	R: 0 E: 0 K: 2 S: 8 H: 1 LOB: 1 BB: 0 P: 8		1B: 10 2B: 1 3B: 0 HR: 0	SF: 1 SAC: 1 DP: 0 HBP: 0			WP: 0 PB: 0 SB: 0 CS: 1	PA: 37	

	AB	32
	R	3
	H	11
	RBI	3
	BB	2
	SO	6
	LOB	19

PITCHER		IP	WLS	BF	H	R	ER	SO	BB	IBB	HBP	BLK	WP	HR	S	P	ERA	WHIP
Mark Bomback, R ERA: 4.04	(1, 1)	4.0		19	7	2	1	0	1	0	0	0	0	0	18	22	2.25	2.000
Roy Lee Jackson, R ERA: 3.81	(5, 1)	0.2		3	1	0	0	0	0	0	0	0	0	0	3	3	0.00	1.500
Dyar Miller, R ERA: 2.04	(5, 1)	1.1	L	7	2	1	1	2	1	0	0	0	0	0	10	14	6.75	2.250
Jeff Reardon, R ERA: 2.8	(7, 1)	2.0		7	1	0	0	4	0	0	0	0	0	0	15	15	0.00	0.500

PITCHER	IP	WLS	BF	H	R	ER	SO	BB	IBB	HBP	BLK	WP	HR	S	P	ERA	WHIP

Batter	1	2	3	4	5	6	7	8	9	AB	R	H	RBI	BB	SO	LOB
Mookie Wilson, S (1, 8) OBP: 0.375, SLG: 0.450	CS 1B		F7			4-3			G3 1B 1B	4	1	2	0	0	0	0
Wally Backman, S (1, 6) OBP: 0.408, SLG: 0.333	G3 1-2			K		K			G3 1-2	4	0	0	0	0	2	2
Lee Mazzilli, S (1, 3) OBP: 0.363, SLG: 0.431	4-3			F8			F8		G3 2B 1B 2-H	4	1	1	1	0	0	0
Claudell Washington, L (1, 9) OBP: 0.324, SLG: 0.458		E4 CS		G3			F9		G3 1-2	4	0	0	0	0	0	1
Steve Henderson, R (1, 7) OBP: 0.371, SLG: 0.405		BBBB 5-3 BB 1-2			BBBB 5-3 BB		2B		1B 2B 2-H	2	1	2	1	2	0	0
Elliott Maddox, R (1, 5) OBP: 0.340, SLG: 0.324		5-3 1-2			5-3 1-2		F9		E 2B 1B 2-H	4	1	1	1	0	0	3
Alex Trevino, R (1, 2) OBP: 0.291, SLG: 0.304		K			K			G1-6-3 1B	E5 2B 1-2	4	1	1	0	0	2	3
Doug Flynn, R (1, 4) OBP: 0.293, SLG: 0.317 Joel Youngblood, R (9, PH) OBP: 0.346, SLG: 0.378			F4-3 G3		F9			F8 G1-6-3 1-2f	2B 1-H 2-H K	3 1	0 0	0 1	0 2	0 0	0 0	2 0
Mike Scott, R (1, 1) OBP: 0.400, SLG: 0.250 Dyar Miller, R (2, 1) Dan Norman, R (3, PH) OBP: 0.000, SLG: 0.238 Scott Holman, R (9, 1) Jose Moreno, S (8, PH) OBP: 0.250, SLG: 0.442 Pete Falcone, L (8, 1) OBP: 0.000, SLG: 0.167 Mike Jorgensen, L (8, PH) OBP: 0.346, SLG: 0.538 Juan Berenguer, R (8, 1) Jerry Morales, R (9, PH) OBP: 0.294, SLG: 0.348			G3			K			K	0 0 1 0 1 0 1 0 1	0 0 0 0 0 0 0 0 0	0 0 0 0 0 1 0 0 1	0 0 0 0 0 0 0 0 0	0 0 0 0 0 1 0 0 1	0 0 0 0 0 0 0 0 1	0 0 0 0 0 0 0 0 1
Inning Stats	R: 0 E: 0 K: 0 S: 3 H: 1 LOB: 0 BB: 0 P: 3	R: 0 E: 1 K: 1 S: 5 H: 0 LOB: 1 BB: 1 P: 9	R: 0 E: 0 K: 0 S: 3 H: 0 LOB: 0 BB: 0 P: 3	R: 0 E: 0 K: 1 S: 5 H: 0 LOB: 0 BB: 0 P: 5	R: 0 E: 0 K: 1 S: 5 H: 0 LOB: 1 BB: 1 P: 9	R: 0 E: 0 K: 2 S: 7 H: 0 LOB: 0 BB: 0 P: 7	R: 0 E: 0 K: 0 S: 4 H: 1 LOB: 1 BB: 0 P: 4	R: 0 E: 0 K: 0 S: 3 H: 1 LOB: 0 BB: 0 P: 3	R: 5 E: 1 K: 1 S: 11 H: 5 LOB: 1 BB: 0 P: 11	1B: 5 2B: 3 3B: 0 HR: 0 SF: 0 SAC: 0 DP: 1 HBP: 0						

TOP

New York Mets @ Chicago Cubs

Wrigley Field, Chicago, IL

Tue Sep 23 1980, 3:33 AM CDT

Att. 1,936 - Unknown

livebaseballscorecards.com

AB	34
R	5
H	8
RBI	5
BB	2
SO	6
LOB	13

WP: 0 PB: 0 SB: 0 CS: 2 PA: 36

PITCHER		IP	WLS	BF	H	R	ER	SO	BB	IBB	HBP	BLK	WP	HR	S	P	ERA	WHIP
Mike Krukow, R ERA: 4.52	(1, 1)	8.2	W	33	7	4	3	5	2	0	0	0	0	0	41	49	3.12	1.038
Lee Smith, R ERA: 1.26	(9, 1)	0.0		2	1	1	0	0	0	0	0	0	0	0	2	2	∞	∞
Bruce Sutter, R ERA: 2.46	(9, 1)	0.1	S	1	0	0	0	1	0	0	0	0	0	0	3	3	0.00	0.000

PITCHER	IP	WLS	BF	H	R	ER	SO	BB	IBB	HBP	BLK	WP	HR	S	P	ERA	WHIP

New York Mets @ Chicago Cubs

Wrigley Field, Chicago, IL

Tue Sep 23 1980, 3:33 AM CDT

Att. 1,936 - Unknown

BOTTOM

Batter	1	2	3	4	5	6	7	8	9	AB	R	H	RBI	BB	SO	LOB
Ivan De Jesus, R (1, 6) OBP: 0.335, SLG: 0.333	F8	1-2 2-H 3-H 1B			3-1		F4			4	0	1	2	0	0	0
Mike Tyson, R (1, 4) OBP: 0.269, SLG: 0.335	1-3	K			G3		F9			4	0	0	0	0	1	2
Larry Bittner, L (1, 3) OBP: 0.295, SLG: 0.321	3-1		CS 1B		F7			BB 1B BB		3	1	1	0	1	0	0
Jim Tracy, L (1, 7) OBP: 0.319, SLG: 0.353		K	P6 1-2			F5-4-3 BB BLK 1B		1B 1-2 BB		3	1	1	0	1	1	1
Scot Thompson, L (1, 9) OBP: 0.300, SLG: 0.292		E1 WP SF8 1B	K			4-0 F5-4-3 1-2 BB		F8 1-3 2-H 1B		3	1	2	1	1	1	0
Carlos Lezcano, R (1, 8) OBP: 0.289, SLG: 0.394	SF8 2-H	CS 2B				F5-4-3 1-2 2-3		F8 2-3		3	0	1	1	0	0	3
Steve Dillard, R (1, 5) OBP: 0.300, SLG: 0.335	BB S 1B 1B	E1 WP SF8 2-3				3-H 1B		F4		4	2	2	0	0	0	2
Mike O'Berry, R (1, 2) OBP: 0.333, SLG: 0.278	BB 1-2 1B BB	SF8 2-H				F8				1	1	0	1	1	0	1
Mike Krukow, R (1, 1) OBP: 0.246, SLG: 0.270	1B 1-2 2-3 BB	6-3					5-3			2	0	0	0	1	0	0
Lee Smith, R (9, 1)										0	0	0	0	0	0	0
Bruce Sutter, R (9, 1) OBP: 0.111, SLG: 0.111										0	0	0	0	0	0	0
Inning Stats	R: 0 E: 0 K: 0 S: 3 H: 0 LOB: 0 BB: 0 P: 3	R: 3 E: 1 K: 2 S: 10 H: 3 LOB: 2 BB: 2 P: 18	R: 0 E: 0 K: 1 S: 5 H: 1 LOB: 0 BB: 0 P: 5	R: 1 E: 1 K: 0 S: 4 H: 1 LOB: 0 BB: 0 P: 4	R: 0 E: 0 K: 0 S: 3 H: 0 LOB: 0 BB: 0 P: 3	R: 1 E: 0 K: 0 S: 4 H: 2 LOB: 1 BB: 1 P: 8	R: 0 E: 0 K: 0 S: 3 H: 0 LOB: 0 BB: 0 P: 3	R: 1 E: 0 K: 0 S: 3 H: 1 LOB: 1 BB: 2 P: 11		1B: 7 2B: 1 3B: 0 HR: 0 SF: 2 SAC: 0 DP: 1 HBP: 0						

livebaseballscorecards.com

AB	27
R	6
H	8
RBI	5
BB	5
SO	3
LOB	9

WP: 2 PB: 0 SB: 1 CS: 2 PA: 34

PITCHER		IP	WLS	BF	H	R	ER	SO	BB	IBB	HBP	BLK	WP	HR	S	P	ERA	WHIP
Mike Scott, R ERA: 5.74	(1, 1)	1.2	L	9	2	3	3	1	2	0	0	0	1	0	9	17	16.20	2.400
Dyar Miller, R ERA: 2.03	(2, 1)	0.1		2	1	0	0	1	0	0	0	0	0	0	4	4	0.00	3.000
Scott Holman, R ERA:	(3, 1)	3.0		10	2	1	0	1	0	0	0	0	1	0	12	12	0.00	0.667
Pete Falcone, L ERA: 4.73	(6, 1)	2.0		8	2	1	1	0	1	0	0	1	0	0	7	11	4.50	1.500
Juan Berenguer, R ERA: 8.53	(8, 1)	1.0		5	1	1	1	0	2	0	0	0	0	0	3	11	9.00	3.000

PITCHER	IP	WLS	BF	H	R	ER	SO	BB	IBB	HBP	BLK	WP	HR	S	P	ERA	WHIP

Batter	1	2	3	4	5	6	7	8	9	10	AB	R	H	RBI	BB	SO	LOB
Mookie Wilson, S (1, 8) OBP: 0.359, SLG: 0.429	F9		F8			4-3		K			4	0	0	0	0	1	0
Wally Backman, S (1, 6) OBP: 0.405, SLG: 0.333	F7			1-3		CS, BB 1B			F2		3	0	1	0	0	0	0
Frank Taveras, R (9, PH) (9, 6) OBP: 0.307, SLG: 0.327											1	0	0	0	0	0	0
Lee Mazzilli, S (1, 3) OBP: 0.366, SLG: 0.434	K			1B 1B		BB 1-2			2B		3	0	2	0	1	1	0
Claudell Washington, L (1, 9) OBP: 0.324, SLG: 0.456		G3		G6-4-3 1-2 1B		CS 2-3	K		K		4	0	1	0	0	2	1
Steve Henderson, R (1, 7) OBP: 0.372, SLG: 0.405		FC6-4 BB		G6-4-3 1-2f			4-3 1B		4-3		3	0	1	0	1	0	3
Elliott Maddox, R (1, 5) OBP: 0.337, SLG: 0.321		FC6-4 1-2f			F8		4-3 1-2			6-3	4	0	0	0	0	0	2
Alex Trevino, R (1, 2) OBP: 0.288, SLG: 0.300		F7			5-3		F5			K	4	0	0	0	0	1	2
Doug Flynn, R (1, 4) OBP: 0.291, SLG: 0.314			K		F4-3			F4-3		F6-3	4	0	0	0	0	1	0
Ed Lynch, R (1, 1) OBP: 0.333, SLG: 0.333			K			4-3		K			2	0	0	0	0	1	0
Mike Jorgensen, L (8, PH) OBP: 0.348, SLG: 0.354											1	0	0	0	0	1	0
Neil Allen, R (8, 1) OBP: 0.200, SLG: 0.143											0	0	0	0	0	0	0
Inning Stats	R: 0 E: 0 K: 1 S: 5	H: 0 LOB: 0 BB: 0 P: 5	R: 0 E: 0 K: 0 S: 3	H: 0 LOB: 1 BB: 1 P: 7	R: 0 E: 0 K: 2 S: 7	H: 0 LOB: 0 BB: 0 P: 7	R: 0 E: 0 K: 0 S: 4	H: 2 LOB: 1 BB: 0 P: 4	R: 0 E: 0 K: 0 S: 3	H: 0 LOB: 0 BB: 0 P: 3	R: 0 E: 0 K: 0 S: 3	H: 1 LOB: 1 BB: 1 P: 7	R: 0 E: 0 K: 1 S: 6	H: 1 LOB: 1 BB: 0 P: 6	R: 0 E: 0 K: 2 S: 7	H: 0 LOB: 0 BB: 0 P: 7	R: 0 E: 0 K: 1 S: 6	H: 1 LOB: 1 BB: 0 P: 6	R: 0 E: 0 K: 1 S: 5	H: 0 LOB: 0 BB: 0 P: 5	1B: 4 2B: 1 3B: 0 HR: 0	SF: 0 SAC: 0 DP: 1 HBP: 0	WP: 0 PB: 0 SB: 0 CS: 1	PA: 36

PITCHER		IP	WLS	BF	H	R	ER	SO	BB	IBB	HBP	BLK	WP	HR	S	P	ERA	WHIP
Larry Christenson, R ERA: 4.11	(1, 1)	8.0		28	4	0	0	6	2	0	0	0	0	0	38	46	0.00	0.750
Tug McGraw, L ERA: 1.67	(9, 1)	2.0	W	7	1	0	0	2	0	0	0	0	0	0	11	11	0.00	0.500

PITCHER	IP	WLS	BF	H	R	ER	SO	BB	IBB	HBP	BLK	WP	HR	S	P	ERA	WHIP

TOP

New York Mets @ Philadelphia Phillies

Veterans Stadium, Philadelphia, PA

Wed Sep 24 1980, 7:05 PM EDT

Att. 24,258 - Unknown

livebaseballscorecards.com

AB	33
R	0
H	5
RBI	0
BB	2
SO	8
LOB	8

Batter	1	2	3	4	5	6	7	8	9	10	AB	R	H	RBI	BB	SO	LOB
Pete Rose, S (1, 3) OBP: 0.349, SLG: 0.356	F8		F7			F8		L5		2-H 1B	5	0	1	1	0	0	1
Bake McBride, L (1, 9) OBP: 0.336, SLG: 0.452	K		FC4-6 1-2f			F5		1B			4	0	1	0	0	1	1
Mike Schmidt, R (1, 5) OBP: 0.385, SLG: 0.613	BB			5-3		BB		K			2	0	0	0	2	1	1
Greg Luzinski, R (1, 7) OBP: 0.349, SLG: 0.449	5-3			K		K			F4-3		4	0	0	0	0	2	2
Manny Trillo, R (1, 4) OBP: 0.333, SLG: 0.411		5-3		F4-3			K		K		4	0	0	0	0	2	0
Garry Maddox, R (1, 8) OBP: 0.279, SLG: 0.385		F5	F5				F7		E S 1B		4	0	1	0	0	0	0
Larry Bowa, S (1, 6) OBP: 0.298, SLG: 0.323		F4-3	F9				1B		K 1-3		4	0	1	0	0	1	1
Bob Boone, R (1, 2) OBP: 0.305, SLG: 0.346			F8				F5			SH5-4 1B 1B	2	0	0	0	1	0	1
Del Unser, L (10, PH) OBP: 0.337, SLG: 0.384											1	0	1	0	0	0	0
Jay Loviglio, R (10, PR)											0	1	0	0	0	0	0
Larry Christenson, R (1, 1) OBP: 0.389, SLG: 0.529			FC4-6 1B		BB			6-3		SH5-4 1-2	2	0	1	0	0	1	1
Greg Gross, L (8, PH) OBP: 0.337, SLG: 0.309					K						1	0	0	0	0	0	0
Tug McGraw, R (9, 1) OBP: 0.333, SLG: 0.333											0	0	0	0	0	0	0
Tim McCarver, L (10, PH)											0	0	0	0	0	0	0
Inning Stats	R: 0 H: 0 E: 0 LOB: 1 K: 1 BB: 1 S: 5 P: 9	R: 0 H: 0 E: 0 LOB: 0 K: 0 BB: 0 S: 3 P: 3	R: 0 H: 1 E: 0 LOB: 1 K: 0 BB: 0 S: 4 P: 4	R: 0 H: 0 E: 0 LOB: 0 K: 1 BB: 0 S: 5 P: 5	R: 0 H: 0 E: 0 LOB: 1 K: 1 BB: 1 S: 5 P: 9	R: 0 H: 0 E: 0 LOB: 1 K: 1 BB: 1 S: 5 P: 9	R: 0 H: 1 E: 0 LOB: 1 K: 1 BB: 0 S: 6 P: 6	R: 0 H: 1 E: 0 LOB: 1 K: 1 BB: 0 S: 6 P: 6	R: 0 H: 1 E: 0 LOB: 1 K: 2 BB: 0 S: 8 P: 8	R: 1 H: 2 E: 0 LOB: 1 K: 0 BB: 0 S: 3 P: 3	1B: 6 SF: 0 2B: 0 SAC: 1 3B: 0 DP: 0 HR: 0 HBP: 0						

PITCHER	IP	WLS	BF	H	R	ER	SO	BB	IBB	HBP	BLK	WP	HR	S	P	ERA	WHIP
Ed Lynch, R (1, 1) ERA: 4.26	7.0		26	2	0	0	5	3	0	0	0	0	0	33	45	0.00	0.714
Neil Allen, R (8, 1) ERA: 3.38	2.1	L	11	4	1	1	3	0	0	0	0	0	0	17	17	3.86	1.714

PITCHER	IP	WLS	BF	H	R	ER	SO	BB	IBB	HBP	BLK	WP	HR	S	P	ERA	WHIP

BOTTOM

New York Mets @ Philadelphia Phillies

Veterans Stadium, Philadelphia, PA

Wed Sep 24 1980, 7:05 PM EDT

Att. 24,258 - Unknown

livebaseballscorecards.com

AB	33
R	1
H	6
RBI	1
BB	3
SO	8
LOB	8

WP: 0 PA: 37
PB: 0
SB: 1
CS: 0

Batter	1	2	3	4	5	6	7	8	9	AB	R	H	RBI	BB	SO	LOB
Mookie Wilson, S (1, 8) OBP: 0.347, SLG: 0.414	0-0 1-3		0-3 K			0-0 4-3		0-3 K		3	0	0	0	0	1	1
Jerry Morales, R (8, PH) OBP: 0.293, SLG: 0.347										1	0	0	0	0	1	1
(8, 8)																
Wally Backman, S (1, 6) OBP: 0.403, SLG: 0.333	0-0 4-3			0-0 4-3			0-0 FC5-4 1B, 1B, 1B	0-0 1-3 2B		3	1	1	0	0	0	0
Dan Norman, R (8, PH) OBP: 0.207, SLG: 0.277										1	0	1	0	0	0	0
Neil Allen, R (8, 1) OBP: 0.200, SLG: 0.143										0	0	0	0	0	0	0
Lee Mazzilli, S (1, 3) OBP: 0.363, SLG: 0.431	0-3 K			0-3 K			0-0 L7	0-0 P4		4	0	0	0	0	2	3
Steve Henderson, R (1, 7) OBP: 0.371, SLG: 0.403		0-0 6-3		0-0 6-3			0-0 FC5-4 1B, 1-2 1B		0-0 F9	4	0	1	0	0	0	0
Claudell Washington, L (1, 9) OBP: 0.323, SLG: 0.454		0-3 K			0-3 K		0-0 FC5-4, 1-2, 2-3 1B		0-0 4-3	4	0	1	0	0	2	0
Alex Trevino, R (1, 2) OBP: 0.284, SLG: 0.296		0-0 6-3			0-0 4-3		0-0 FC5-4, 1-2f, 2-3, 3-H		0-0 F7	4	0	0	1	0	0	2
Hubie Brooks, R (1, 5) OBP: 0.308, SLG: 0.271			0-0 E, 2B		0-0 F9		0-0 L6			2	0	1	0	0	0	0
Joel Youngblood, R (7, PH) OBP: 0.346, SLG: 0.377										1	0	0	0	0	0	2
Bill Almon, R (7, 5) OBP: 0.242, SLG: 0.252										0	0	0	0	0	0	0
Doug Flynn, R (1, 4) OBP: 0.291, SLG: 0.314			0-0 F4, B1-6-4, 2-3			0-3 K		0-0 FC3-6 1B		3	0	1	0	0	1	1
Pat Zachry, R (1, 1) OBP: 0.062, SLG: 0.043			0-0 B1-6-4, 1-2f			0-0 F5		0-0 FC3-6, 2B, 1-2f		1	0	0	0	0	0	2
Roy Lee Jackson, R (3, 1) OBP: 0.200, SLG: 0.333										0	0	0	0	0	0	0
Jose Moreno, S (6, PH) OBP: 0.250, SLG: 0.432										1	0	0	0	0	0	0
Jeff Reardon, R (6, 1) OBP: 0.000, SLG: 0.000										0	0	0	0	0	0	0
Frank Taveras, R (8, PH) OBP: 0.307, SLG: 0.326										1	0	0	0	0	0	1
(8, 6)																

Inning Stats	1	2	3	4	5	6	7	8	9
R:	0	0	0	0	0	0	1	0	0
E:	0	0	1	0	0	0	0	0	0
K:	1	1	1	1	1	1	0	1	0
S:	5	5	6	5	5	5	6	7	3
H:	0	0	1	0	0	0	3	2	0
LOB:	0	0	1	0	0	0	2	2	0
BB:	0	0	0	0	0	0	0	0	0
P:	5	5	6	5	5	5	6	7	3

PITCHER		IP	WLS	BF	H	R	ER	SO	BB	IBB	HBP	BLK	WP	HR	S	P	ERA	WHIP
Marty Bystrom, R ERA: 1.24	(1, 1)	6.2	W	24	4	1	1	6	0	0	0	0	0	0	36	36	1.35	0.600
Dickie Noles, R ERA: 3.66	(7, 1)	0.1		1	0	0	0	0	0	0	0	0	0	0	1	1	0.00	0.000
Sparky Lyle, L ERA: 4.43	(8, 1)	2.0	S	8	2	0	0	1	0	0	0	0	0	0	10	10	0.00	1.000

PITCHER	IP	WLS	BF	H	R	ER	SO	BB	IBB	HBP	BLK	WP	HR	S	P	ERA	WHIP

TOP

New York Mets @ Philadelphia Phillies

Veterans Stadium, Philadelphia, PA

Thu Sep 25 1980, 7:05 PM EDT

Att. 20,525 - Unknown

livebaseballscorecards.com

AB	33
R	1
H	6
RBI	1
BB	0
SO	7
LOB	13

1B: 4	SF: 0	WP: 0	PA: 33
2B: 2	SAC: 0	PB: 0	
3B: 0	DP: 1	SB: 0	
HR: 0	HBP: 0	CS: 0	

Batter	1	2	3	4	5	6	7	8	9	AB	R	H	RBI	BB	SO	LOB
Lonnie Smith, R (1, 7) OBP: 0.390, SLG: 0.446	S S S 0-3 K ①			B B B B 4-0 CS BB	x 0-0 1-2 2-H 1B			B B B B 4-0 F4-6-3 BB		2	0	1	1	2	1	0
Greg Gross, L (9, 7) OBP: 0.337, SLG: 0.309										0	0	0	0	0	0	0
Pete Rose, S (1, 3) OBP: 0.348, SLG: 0.355	x 0-0 F7 ②			x 0-0 ① 1-2 1B	x 0-0 F7 ③			x 0-0 ① ② F4-6-3 1-2		4	0	1	0	0	0	3
Mike Schmidt, R (1, 5) OBP: 0.382, SLG: 0.608	S S S 0-3 K ③			S S S 0-3 K ②		x 0-0 5-3 ①		x 0-0 F4 ③		4	0	0	0	0	2	1
Bake McBride, L (1, 9) OBP: 0.336, SLG: 0.451		x 0-0 F7 ①		x 0-0 1-3 ③		x 0-0 5-3 1B				3	0	1	0	0	0	1
Manny Trillo, R (1, 4) OBP: 0.333, SLG: 0.414		x 0-0 F8 ②			x 0-0 1B 3B	x 0-0 ② 5-3 1-2				3	1	1	0	0	0	1
Garry Maddox, R (1, 8) OBP: 0.279, SLG: 0.385		x 0-0 6-3 ③			x 0-0 FC1-5 1B 3-H 1B	x 0-0 F7 ③				3	0	1	1	0	0	1
Larry Bowa, S (1, 6) OBP: 0.298, SLG: 0.323			x 0-0 F9 ①		x 0-0 FC1-5 1-2 1B 1B		x 0-0 F9 ①			3	1	1	0	0	0	0
Bob Boone, R (1, 2) OBP: 0.304, SLG: 0.343			x 0-0 F4 ②		x 0-0 F7 ①		x 0-0 P6 ②			3	0	0	0	0	0	2
Marty Bystrom, R (1, 1) OBP: 0.167, SLG: 0.091			x 0-0 F3 ③		x 0-0 FC1-5 ② 1B 1-2 2-3f		x 0-0 L6 ③			2	0	0	0	0	0	2
Dickie Noles, R (7, 1) OBP: 0.333, SLG: 0.333										0	0	0	0	0	0	0
George Vukovich, L (7, PH) OBP: 0.310, SLG: 0.288										1	0	0	0	0	0	0
Sparky Lyle, L (8, 1)										0	0	0	0	0	0	0
Inning Stats	R: 0 E: 0 K: 2 S: 7 H: 0 LOB: 0 BB: 0 P: 7	R: 0 E: 0 K: 0 S: 3 H: 0 LOB: 0 BB: 0 P: 3	R: 0 E: 0 K: 0 S: 3 H: 0 LOB: 0 BB: 0 P: 3	R: 0 E: 0 K: 1 S: 5 H: 1 LOB: 1 BB: 1 P: 9	R: 2 E: 0 K: 0 S: 7 H: 4 LOB: 2 BB: 0 P: 7	R: 0 E: 0 K: 0 S: 4 H: 1 LOB: 1 BB: 0 P: 4	R: 0 E: 0 K: 0 S: 3 H: 0 LOB: 0 BB: 0 P: 3	R: 0 E: 0 K: 0 S: 2 H: 0 LOB: 0 BB: 1 P: 6		1B: 5 2B: 0 3B: 1 HR: 0	SF: 0 SAC: 0 DP: 1 HBP: 0						

PITCHER		IP	WLS	BF	H	R	ER	SO	BB	IBB	HBP	BLK	WP	HR	S	P	ERA	WHIP
Pat Zachry, R ERA: 3.01	(1, 1)	2.0		6	0	0	0	2	0	0	0	0	0	0	10	10	0.00	0.000
Roy Lee Jackson, R ERA: 3.92	(3, 1)	3.0	L	14	5	2	2	1	1	0	0	0	0	0	15	19	6.00	2.000
Jeff Reardon, R ERA: 2.74	(6, 1)	2.0		7	1	0	0	0	0	0	0	0	0	0	7	7	0.00	0.500
Neil Allen, R ERA: 3.34	(8, 1)	1.0		3	0	0	0	0	1	0	0	0	0	0	2	6	0.00	1.000

PITCHER	IP	WLS	BF	H	R	ER	SO	BB	IBB	HBP	BLK	WP	HR	S	P	ERA	WHIP

BOTTOM

New York Mets @ Philadelphia Phillies

Veterans Stadium, Philadelphia, PA

Thu Sep 25 1980, 7:05 PM EDT

Att. 20,525 - Unknown

livebaseballscorecards.com

AB	28
R	2
H	6
RBI	2
BB	2
SO	3
LOB	11

WP: 0 PB: 0 SB: 0 CS: 1 PA: 30

Batter	1	2	3	4	5	6	7	8	9	AB	R	H	RBI	BB	SO	LOB
Ken Oberkfell, L (1, 4) (9, 5) OBP: 0.385, SLG: 0.423	F8		F9		F8		P5		FC6-2, 1B	5	1	1	0	0	0	4
Garry Templeton, S (1, 6) OBP: 0.347, SLG: 0.419	1-3		1-3, 1B		F7			2B, 1B	FC6-2, 1B; 1-2, 2-3, 3-Hf	5	1	2	0	0	0	4
Keith Hernandez, L (1, 3) OBP: 0.413, SLG: 0.494	BB		F8			G3-6-1, 1B		F4-6, 2B; 1-H	1-3, 2-H, 3-H, 1B	4	0	3	3	1	0	2
Leon Durham, L (1, 7) OBP: 0.309, SLG: 0.429 Kim Seaman, L (9, 1)	F9			G3		G3-6-1; 1-2f		F4-6; 2-3	F2	5 0	0 0	0 0	0 0	0 0	0 0	5 0
Tito Landrum, R (1, 9) (9, 7) OBP: 0.318, SLG: 0.339		F6-4-3, 1B		BB, 1B		F8		5-3	P6	4	0	1	0	1	0	2
Terry Kennedy, L (1, 2) OBP: 0.314, SLG: 0.365 Bobby Bonds, R (9, PR) (9, 9) OBP: 0.305, SLG: 0.316		F6-4-3; 1-2		F4-6-3, 1B; 1-3			F8		BB, 1B	3 0	0 1	1 0	0 0	1 0	0 0	1 0
Tony Scott, S (1, 8) OBP: 0.306, SLG: 0.307	6-3			F4-6-3; 1-2			BB, E, 1B		WP, 1B; 1-3	3	1	1	0	1	0	2
Tye Waller, R (1, 5) OBP: 0.250, SLG: 0.143 Dane Iorg, L (7, PH) OBP: 0.352, SLG: 0.441 Ken Reitz, R (7, 5) OBP: 0.301, SLG: 0.382 Ted Simmons, S (9, PH) OBP: 0.379, SLG: 0.513 (9, 2)			BB, 1B		K	E9, 1B; 1-3			IBB, 1B; 1-2, FC6-2	1 1 0 0	0 0 0 0	0 1 0 0	0 0 0 0	1 0 0 1	1 0 0 0	0 0 0 0
Andy Rincon, R (1, 1) OBP: 0.300, SLG: 0.300 Tom Herr, S (9, PH) OBP: 0.287, SLG: 0.342 (9, 4)			K	1B			K		FC6-2; 1-3, 2-H, 3-H, 1B	3 1	0 1	1 1	0 2	0 0	2 0	3 0
Inning Stats	R: 0 E: 0 K: 0 S: 3 H: 0 LOB: 1 BB: 1 P: 7	R: 0 E: 0 K: 0 S: 3 H: 1 LOB: 0 BB: 0 P: 3	R: 0 E: 0 K: 0 S: 6 H: 1 LOB: 2 BB: 1 P: 10	R: 0 E: 0 K: 0 S: 3 H: 1 LOB: 1 BB: 1 P: 7	R: 0 E: 0 K: 1 S: 6 H: 1 LOB: 1 BB: 0 P: 6	R: 0 E: 0 K: 0 S: 3 H: 1 LOB: 0 BB: 0 P: 3	R: 0 E: 1 K: 1 S: 6 H: 1 LOB: 2 BB: 1 P: 10	R: 1 E: 0 K: 0 S: 4 H: 2 LOB: 0 BB: 0 P: 4	R: 4 E: 0 K: 0 S: 7 H: 4 LOB: 2 BB: 2 P: 15	1B: 11 2B: 2 3B: 0 HR: 0	SF: 0 SAC: 0 DP: 4 HBP: 0						

PITCHER		IP	WLS	BF	H	R	ER	SO	BB	IBB	HBP	BLK	WP	HR	S	P	ERA	WHIP
Ray Burris, R ERA: 3.88	(1, 1)	8.0		32	8	1	1	3	4	0	0	0	0	0	34	50	1.12	1.500
Neil Allen, R ERA: 3.7	(9, 1)	0.1	L	7	4	4	4	0	1	1	0	0	1	0	5	13	108.00	15.000
Dyar Miller, R ERA: 1.99	(9, 1)	0.2		2	0	0	0	0	0	0	0	0	0	0	2	2	0.00	0.000

PITCHER	IP	WLS	BF	H	R	ER	SO	BB	IBB	HBP	BLK	WP	HR	S	P	ERA	WHIP

TOP

St. Louis Cardinals @ New York Mets

Shea Stadium, Flushing, NY

Fri Sep 26 1980, 7:05 PM EDT

Att. 6,081 - Unknown

livebaseballscorecards.com

AB	35
R	5
H	12
RBI	5
BB	6
SO	3
LOB	23

WP: 1 PB: 0 SB: 0 CS: 0 PA: 41

BOTTOM

St. Louis Cardinals @ New York Mets

Shea Stadium, Flushing, NY

Fri Sep 26 1980, 7:05 PM EDT

Att. 6,081 - Unknown

Batter	1	2	3	4	5	6	7	8	9	AB	R	H	RBI	BB	SO	LOB
Mookie Wilson, S (1, 8) OBP: 0.333, SLG: 0.396	6-3			K		K		5-3 1-2		4	0	0	0	0	2	1
Frank Taveras, R (1, 6) Joel Youngblood, R (8, PH) Neil Allen, R (9, 1) Dyar Miller, R (9, 1) OBP: 0.307, SLG: 0.326 OBP: 0.345, SLG: 0.376 OBP: 0.200, SLG: 0.143	CS 1B			K		K		L6		3 1 0 0	0 0 0 0	1 0 0 0	0 0 0 0	0 0 0 0	2 0 0 0	0 2 0 0
Lee Mazzilli, S (1, 3) OBP: 0.364, SLG: 0.431	K 1-2			BLK 1B			4-3 1B		6-3	4	0	2	0	0	1	1
Steve Henderson, R (1, 7) OBP: 0.368, SLG: 0.400		F9		6-3 1-2			4-3 1-2		5-3	4	0	0	0	0	0	2
Claudell Washington, L (1, 9) OBP: 0.325, SLG: 0.453		K			G6-4-3 1B		K		BB	3	0	1	0	1	2	1
Alex Trevino, R (1, 2) OBP: 0.281, SLG: 0.293		6-3			G6-4-3 1-2f		L8		F7	4	0	0	0	0	0	3
Hubie Brooks, R (1, 5) OBP: 0.345, SLG: 0.314			F1-6-3 1B					SH3-4 1B		3	1	3	0	0	0	0
Doug Flynn, R (1, 4) OBP: 0.290, SLG: 0.313			F1-6-3 1-2		F2			SH3-4 1-2		2	0	0	0	0	0	2
Ray Burris, R (1, 1) Mike Jorgensen, L (8, PH) Bill Almon, R (8, PR) (9, 6) OBP: 0.118, SLG: 0.100 OBP: 0.350, SLG: 0.356 OBP: 0.242, SLG: 0.252			P4			K		WP 2-H 1B		2 1 0	0 0 0	0 1 0	0 1 0	0 0 0	1 0 0	0 0 0
Inning Stats	R: 0 E: 0 K: 1 S: 5 H: 1 LOB: 0 BB: 0 P: 5	R: 0 E: 0 K: 1 S: 5 H: 0 LOB: 0 BB: 0 P: 5	R: 0 E: 0 K: 0 S: 3 H: 1 LOB: 0 BB: 0 P: 3	R: 0 E: 0 K: 2 S: 8 H: 1 LOB: 1 BB: 0 P: 8	R: 0 E: 0 K: 0 S: 4 H: 2 LOB: 1 BB: 0 P: 4	R: 0 E: 0 K: 3 S: 9 H: 0 LOB: 0 BB: 0 P: 9	R: 0 E: 0 K: 1 S: 6 H: 1 LOB: 1 BB: 0 P: 6	R: 1 E: 0 K: 0 S: 5 H: 2 LOB: 2 BB: 0 P: 5	R: 0 E: 0 K: 0 S: 3 H: 0 LOB: 1 BB: 1 P: 7	1B: 8 2B: 0 3B: 0 HR: 0	SF: 0 SAC: 1 DP: 2 HBP: 0						

PITCHER	IP	WLS	BF	H	R	ER	SO	BB	IBB	HBP	BLK	WP	HR	S	P	ERA	WHIP
Andy Rincon, R (1, 1) ERA: 1.08	8.0	W	29	8	1	1	8	0	0	0	1	1	0	45	45	1.12	1.000
Kim Seaman, L (9, 1) ERA: 3.47	1.0		4	0	0	0	0	1	0	0	0	0	0	3	7	0.00	1.000

PITCHER	IP	WLS	BF	H	R	ER	SO	BB	IBB	HBP	BLK	WP	HR	S	P	ERA	WHIP

AB	31
R	1
H	8
RBI	1
BB	1
SO	8
LOB	12

WP: 1 PB: 0 SB: 0 CS: 1 PA: 33

livebaseballscorecards.com

Batter	1	2	3	4	5	6	7	8	9	AB	R	H	RBI	BB	SO	LOB
Ken Oberkfell, L (1, 5) OBP: 0.383, SLG: 0.420	F8		1B	6-3			F8		1-3	5	1	1	0	0	0	2
Ken Reitz, R (9, 5) OBP: 0.301, SLG: 0.382			1-2							0	0	0	0	0	0	0
Garry Templeton, S (1, 6) OBP: 0.347, SLG: 0.419	1-3		1B		6-3		1B		E1	5	1	2	1	0	0	0
Mike Phillips, L (9, 6) OBP: 0.285, SLG: 0.276			1-3 2-H						G4-6-3	0	0	0	0	0	0	0
Keith Hernandez, L (1, 3) OBP: 0.411, SLG: 0.491	P6		1B		K		K		G4-6-3	5	0	1	1	0	2	2
			1-2 3-H						1-2f							
Leon Durham, L (1, 7) OBP: 0.311, SLG: 0.430		CS 1B	1-3 2-H		K		F2			4	0	2	1	0	1	1
Dane Iorg, L (1, 9) OBP: 0.355, SLG: 0.444		F3-4-1		1B 2B		BB BB		4-3		3	1	1	0	1	0	1
		1-2														
Terry Kennedy, L (1, 2) OBP: 0.317, SLG: 0.367		K		1B 1B		BB 1-2		P4		4	0	2	0	0	1	0
				2-3												
Tito Landrum, R (1, 8) OBP: 0.314, SLG: 0.323			F3	F8	K	BB E S		BB		3	0	0	0	1	1	4
Tom Herr, S (1, 4) OBP: 0.295, SLG: 0.343			K			F6-4-3 1-2 2-3		IBB 1-3		2	0	1	1	2	1	0
				1-3 3-H		BB										
Jeff Little, R (1, 1) OBP: 0.200, SLG: 0.200										4	1	1	0	0	2	7
Kim Seaman, L (8, 1)			1B 1B	K		F6-4-3		K		0	0	0	0	0	0	0
George Frazier, R (8, 1)						1-2				0	0	0	0	0	0	0
Inning Stats	R: 0 E: 0 K: 0 S: 3 H: 0 LOB: 0 BB: 0 P: 3	R: 0 E: 0 K: 1 S: 5 H: 1 LOB: 0 BB: 0 P: 5	R: 3 E: 0 K: 1 S: 9 H: 5 LOB: 2 BB: 0 P: 9	R: 1 E: 0 K: 1 S: 8 H: 3 LOB: 2 BB: 0 P: 8	R: 0 E: 0 K: 2 S: 7 H: 0 LOB: 0 BB: 0 P: 7	R: 0 E: 0 K: 1 S: 5 H: 1 LOB: 2 BB: 2 P: 13	R: 0 E: 0 K: 1 S: 6 H: 1 LOB: 1 BB: 0 P: 6	R: 0 E: 0 K: 1 S: 5 H: 0 LOB: 2 BB: 2 P: 13	R: 0 E: 1 K: 0 S: 3 H: 0 LOB: 0 BB: 0 P: 3	1B: 10 2B: 1 3B: 0 HR: 0 SF: 0 SAC: 0 DP: 2 HBP: 0						

PITCHER	IP	WLS	BF	H	R	ER	SO	BB	IBB	HBP	BLK	WP	HR	S	P	ERA	WHIP
Mark Bomback, R (1, 1) ERA: 4.18	3.1	L	17	9	4	4	2	0	0	0	0	0	0	21	21	10.80	2.700
Pete Falcone, L (4, 1) ERA: 4.68	1.2		5	0	0	0	3	0	0	0	0	0	0	11	11	0.00	0.000
Juan Berenguer, R (6, 1) ERA: 5.79	3.0		14	2	0	0	3	3	1	0	0	0	0	16	32	0.00	1.667
Dyar Miller, R (9, 1) ERA: 1.94	1.0		3	0	0	0	0	0	0	0	0	0	0	3	3	0.00	0.000

PITCHER	IP	WLS	BF	H	R	ER	SO	BB	IBB	HBP	BLK	WP	HR	S	P	ERA	WHIP

TOP

St. Louis Cardinals @ New York Mets

Shea Stadium, Flushing, NY

Sat Sep 27 1980, 3:33 AM EDT

Att. 5,603 - Unknown

livebaseballscorecards.com

AB	35
R	4
H	11
RBI	4
BB	4
SO	8
LOB	17

Batter	1	2	3	4	5	6	7	8	9	AB	R	H	RBI	BB	SO	LOB
Joel Youngblood, R (1, 8) (9, 9) OBP: 0.344, SLG: 0.374	S S S 0-3 K ①		x 0-0 F3 ①		x 0-0 6-3 ③			B B B B 4-0 1-2 1B 2B BB		3	1	0	0	1	1	1
Bill Almon, R (1, 6) OBP: 0.250, SLG: 0.260	S S S 0-3 K ②		S S S 0-3 K ②			x 0-0 FC6 1B		x 0-0 2B 1-2 2-H 1B		4	0	2	1	0	2	1
Lee Mazzilli, S (1, 3) OBP: 0.365, SLG: 0.433	B B B B 4-0 BB		S S S 0-3 K ③			x 0-0 F9 ①		x 0-0 1-3 2-H 2B		3	0	1	1	1	1	2
Claudell Washington, L (1, 9) (9, 7) OBP: 0.321, SLG: 0.448	S S S 0-3 K ③			S S S 0-3 K ①		S S S 0-3 K ②		x 0-0 1-3 ①		4	0	0	0	0	3	4
Steve Henderson, R (1, 7) OBP: 0.367, SLG: 0.399 Dyar Miller, R (9, 1)		x 0-0 1B		x 0-0 P4 ②		x 0-0 FC6 1-2f ③		S S S 0-3 K ②		4 0	0 0	1 0	0 0	0 0	1 0	3 0
Alex Trevino, R (1, 2) OBP: 0.278, SLG: 0.289		x 0-0 F7 ①		x 0-0 E6 FC6-4			x 0-0 F9 ①	x 0-0 1-3 ③		4	0	0	0	0	0	3
Hubie Brooks, R (1, 5) OBP: 0.339, SLG: 0.296		x 0-0 F7 ②		x 0-0 FC6-4 1-2f ③			B B B B 4-0 G6-4-3 BB		x 0-0 4-3 ①	3	0	0	0	1	0	2
Doug Flynn, R (1, 4) OBP: 0.288, SLG: 0.312 Wally Backman, S (7, 4) OBP: 0.392, SLG: 0.324		x 0-0 F6-3 ③			x 0-0 F5-3 ①		x 0-0 G6-4-3 1-2f ② ③		x 0-0 L5 ②	2 2	0 0	0 0	0 0	0 0	0 0	1 1
Mark Bomback, R (1, 1) OBP: 0.311, SLG: 0.300 Pete Falcone, L (4, 1) OBP: 0.231, SLG: 0.167 Luis Rosado, R (5, PH) Juan Berenguer, R (6, 1) Elliott Maddox, R (8, PH) OBP: 0.338, SLG: 0.320 (9, 8)			x 0-0 1B		S S S 0-3 K ②			B B B B 4-0 BB 1B BB	x 0-0 6-3 ③	1 0 1 0 1	0 0 0 0 1	1 0 0 0 0	0 0 0 0 0	0 0 0 0 1	0 0 1 0 0	0 0 0 0 0
Inning Stats	R: 0 E: 0 K: 3 S: 9 H: 0 LOB: 1 BB: 1 P: 13	R: 0 E: 0 K: 0 S: 4 H: 1 LOB: 1 BB: 0 P: 4	R: 0 E: 0 K: 2 S: 8 H: 1 LOB: 1 BB: 0 P: 8	R: 0 E: 1 K: 1 S: 6 H: 0 LOB: 1 BB: 0 P: 6	R: 0 E: 0 K: 1 S: 5 H: 0 LOB: 0 BB: 0 P: 5	R: 0 E: 0 K: 1 S: 6 H: 1 LOB: 1 BB: 0 P: 6	R: 0 E: 0 K: 0 S: 2 H: 0 LOB: 0 BB: 1 P: 6	R: 2 E: 0 K: 1 S: 7 H: 2 LOB: 2 BB: 2 P: 15	R: 0 E: 0 K: 0 S: 3 H: 0 LOB: 0 BB: 0 P: 3	1B: 4 2B: 1 3B: 0 HR: 0	SF: 0 SAC: 0 DP: 1 HBP: 0						

PITCHER		IP	WLS	BF	H	R	ER	SO	BB	IBB	HBP	BLK	WP	HR	S	P	ERA	WHIP
Jeff Little, L ERA: 2.7	(1, 1)	7.0	W	29	4	2	2	8	4	0	0	0	0	0	41	57	2.57	1.143
Kim Seaman, L ERA: 3.42	(8, 1)	0.1		2	1	0	0	0	0	0	0	0	0	0	2	2	0.00	3.000
George Frazier, R ERA: 3.0	(8, 1)	1.2	S	5	0	0	0	1	0	0	0	0	0	0	7	7	0.00	0.000

PITCHER	IP	WLS	BF	H	R	ER	SO	BB	IBB	HBP	BLK	WP	HR	S	P	ERA	WHIP

BOTTOM

St. Louis Cardinals @ New York Mets

Shea Stadium, Flushing, NY

Sat Sep 27 1980, 3:33 AM EDT

Att. 5,603 - Unknown

livebaseballscorecards.com

AB	32
R	2
H	5
RBI	2
BB	4
SO	9
LOB	18

1B: 4	SF: 0	WP: 0	PA: 36
2B: 1	SAC: 0	PB: 0	
3B: 0	DP: 1	SB: 0	
HR: 0	HBP: 0	CS: 0	

Batter	1	2	3	4	5	6	7	8	9	AB	R	H	RBI	BB	SO	LOB
Ken Oberkfell, L (1, 5) OBP: 0.379, SLG: 0.416	F8		G3		F7			G3		4	0	0	0	0	0	2
Ken Reitz, R (8, 5) OBP: 0.301, SLG: 0.382										0	0	0	0	0	0	0
Tom Herr, S (1, 4) OBP: 0.295, SLG: 0.341	4-3		G3 2-3			F8 1B 1B		4-3		4	0	1	0	0	0	1
Keith Hernandez, L (1, 3) OBP: 0.412, SLG: 0.493	L7		G3			G1-6-3 1-2 1B		2B		4	0	2	0	0	0	1
Leon Durham, L (1, 7) OBP: 0.307, SLG: 0.424		K	4-3			F8 2-3		G3		4	0	0	0	0	1	3
Dane Iorg, L (1, 9) OBP: 0.349, SLG: 0.437		5-3	K			G1-6-3 1-2f			G3	4	0	0	0	0	1	2
Terry Kennedy, L (1, 2) OBP: 0.316, SLG: 0.365		1B 1B	F8				F9		6-3	4	0	1	0	0	0	0
Tito Landrum, R (1, 8) OBP: 0.324, SLG: 0.333		1-2 1B			P4		1B 1B		4-3	4	0	2	0	0	0	0
Mike Ramsey, S (1, 6) OBP: 0.270, SLG: 0.333		K			E4		G4-6-3 1-2 1B			3	0	1	0	0	1	2
Al Olmsted, R (1, 1) OBP: 0.200, SLG: 0.200			E4 G3		1B		G4-6-3 1-2f			2	0	1	0	0	0	0
Ted Simmons, S (7, PH) OBP: 0.378, SLG: 0.512										1	0	0	0	0	0	2
John Urrea, R (7, 1) OBP: 0.250, SLG: 0.250										0	0	0	0	0	0	0
John Littlefield, R (8, 1)										0	0	0	0	0	0	0
John Martin, S (8, 1) OBP: 0.400, SLG: 0.375										0	0	0	0	0	0	0
Inning Stats	R: 0 E: 0 K: 0 S: 3 H: 0 LOB: 0 BB: 0 P: 3	R: 0 E: 0 K: 2 S: 9 H: 2 LOB: 2 BB: 0 P: 9	R: 0 E: 1 K: 0 S: 4 H: 0 LOB: 1 BB: 0 P: 4	R: 0 E: 0 K: 1 S: 5 H: 0 LOB: 0 BB: 0 P: 5	R: 0 E: 1 K: 0 S: 4 H: 1 LOB: 1 BB: 0 P: 4	R: 0 E: 0 K: 0 S: 4 H: 2 LOB: 1 BB: 0 P: 4	R: 0 E: 0 K: 0 S: 4 H: 2 LOB: 1 BB: 0 P: 4	R: 0 E: 0 K: 0 S: 4 H: 1 LOB: 1 BB: 0 P: 4	R: 0 E: 0 K: 0 S: 3 H: 0 LOB: 0 BB: 0 P: 3	1B: 7 2B: 1 3B: 0 HR: 0 SF: 0 SAC: 0 DP: 2 HBP: 0						

TOP

St. Louis Cardinals @ New York Mets

Shea Stadium, Flushing, NY

Sun Sep 28 1980, 3:33 AM EDT
Att. 16,309 - Sunny - 68 F

livebaseballscorecards.com

AB	34
R	0
H	8
RBI	0
BB	0
SO	3
LOB	13

PITCHER		IP	WLS	BF	H	R	ER	SO	BB	IBB	HBP	BLK	WP	HR	S	P	ERA	WHIP
Mike Scott, R ERA: 3.65	(1, 1)	9.0	W	34	8	0	0	3	0	0	0	0	0	0	40	40	0.00	0.889

PITCHER	IP	WLS	BF	H	R	ER	SO	BB	IBB	HBP	BLK	WP	HR	S	P	ERA	WHIP

St. Louis Cardinals @ New York Mets

Shea Stadium, Flushing, NY

Sun Sep 28 1980, 3:33 AM EDT

Att. 16,309 - Sunny - 68 F

livebaseballscorecards.com

BOTTOM

Batter	1	2	3	4	5	6	7	8	9	AB	R	H	RBI	BB	SO	LOB
Frank Taveras, R (1, 6) OBP: 0.306, SLG: 0.325	F8	F9			B1-3		E6 FC5-2-1-5-1-6 2-3	E8 E SF9 2-H 1B		5	1	1	0	0	0	1
Alex Trevino, R (1, 2) OBP: 0.280, SLG: 0.289	F8		1B 1B		4-3		FC5-2-1-5-1-6 1-3 3-H	SF9 E BB BB		4	1	1	0	1	0	2
Lee Mazzilli, S (1, 3) OBP: 0.367, SLG: 0.431 Mike Jorgensen, L (8, PR) OBP: 0.350, SLG: 0.356 (9, 3)	HR BB		L8		BB		IBB	E1 BB BB 1-2 2-3		2 0	1 0	0 0	0 0	3 0	0 0	3 0
Joel Youngblood, R (1, 8) OBP: 0.345, SLG: 0.381	1-H HR		G4-6-3 1-3 1B		6-3		F7	SF9 2-3 3-H		4	1	2	3	0	0	4
Steve Henderson, R (1, 7) OBP: 0.369, SLG: 0.398	BB 1B		G4-6-3 1-2f			4-3		3B BB BB 1-2 BB		3	1	1	0	2	0	2
Dan Norman, R (1, 9) OBP: 0.211, SLG: 0.271 Claudell Washington, L (8, PH) OBP: 0.325, SLG: 0.448 (9, 9)	FC3-6 1-2 BB	F9				6-3		3B 1-2 BB BB 1-2 2-3 3-H		2 0	0 1	0 0	0 1	1 2	0 0	0 0
Hubie Brooks, R (1, 5) OBP: 0.344, SLG: 0.328	FC3-6 1-2f				BB	5-3		2B 3B 1-H 2-H K		4	1	1	2	1	1	5
Bill Almon, R (1, 4) OBP: 0.257, SLG: 0.282		K		F8			E FC5-2-1-5-1-6 2B	E 3-H 2B		4	1	2	1	0	1	1
Mike Scott, R (1, 1) OBP: 0.222, SLG: 0.125		K		K			B5	K		4	0	0	0	0	3	3

	AB	32
	R	8
	H	8
	RBI	7
	BB	10
	SO	5
	LOB	21

Inning Stats																				
	R: 2	H: 2	R: 0	H: 0	R: 0	H: 2	R: 0	H: 0	R: 0	H: 0	R: 0	H: 0	R: 0	H: 1	R: 6	H: 3	1B: 4	SF: 1	WP: 0	PA: 43
	E: 0	LOB: 2	E: 0	LOB: 0	E: 0	LOB: 1	K: 1	BB: 1	K: 0	LOB: 1	K: 0	LOB: 0	E: 1	LOB: 3	E: 2	LOB: 3	2B: 2	SAC: 0	PB: 0	
	K: 0	BB: 2	K: 2	BB: 0	K: 0	BB: 1	S: 5	P: 9	K: 0	BB: 1	K: 0	BB: 0	K: 0	BB: 1	K: 2	BB: 5	3B: 1	DP: 1	SB: 2	
	S: 5	P: 13	S: 7	P: 7	S: 4	P: 4	S: 5	P: 9	S: 3	P: 7	S: 3	P: 3	S: 5	P: 9	S: 11	P: 31	HR: 1	HBP: 0	CS: 0	

PITCHER		IP	WLS	BF	H	R	ER	SO	BB	IBB	HBP	BLK	WP	HR	S	P	ERA	WHIP
Al Olmsted, L ERA: 2.17	(1, 1)	6.0	L	25	4	2	2	3	4	0	0	0	0	1	27	43	3.00	1.333
John Urrea, R ERA: 3.67	(7, 1)	1.0		8	1	2	2	0	2	1	0	0	0	0	5	17	18.00	3.000
John Littlefield, R ERA: 3.13	(8, 1)	0.2		8	3	3	1	1	2	0	0	0	0	0	8	16	13.50	7.500
John Martin, L ERA: 4.91	(8, 1)	0.1		2	0	1	0	1	1	0	0	0	0	0	3	7	0.00	3.000

PITCHER	IP	WLS	BF	H	R	ER	SO	BB	IBB	HBP	BLK	WP	HR	S	P	ERA	WHIP

Batter	1	2	3	4	5	6	7	8	9	10	AB	R	H	RBI	BB	SO	LOB
Omar Moreno, L (1, 8) OBP: 0.306, SLG: 0.326	K	K			F8	FC6-4		G3		L6	6	0	0	0	0	2	7
Vance Law, R (1, 4) OBP: 0.300, SLG: 0.333	1B		G6-4-3		F4		F2		1B	F9	6	1	3	0	0	0	2
Dave Parker, L (1, 9) OBP: 0.328, SLG: 0.457	1B		G6-4-3		4-3		F5		F8	F7	5	1	2	0	0	0	1
Ed Ott, L (9, 7) OBP: 0.316, SLG: 0.358											1	0	0	0	0	0	2
Mike Easler, L (1, 7) OBP: 0.395, SLG: 0.589 (9, 9)	1B		G6-4-3			1B	F8		1B		5	1	3	1	0	0	2
Bill Robinson, R (1, 3) OBP: 0.314, SLG: 0.466	K		4-3			F8		1B S	IBB		4	0	1	0	0	1	4
Matt Alexander, S (8, PR) OBP: 0.333, SLG: 0.667											0	0	0	0	0	0	0
Manny Sanguillen, R (8, 3) OBP: 0.318, SLG: 0.341											0	0	0	0	1	0	0
Tony Peña, R (1, 2) OBP: 0.429, SLG: 0.429	FC6-4			4-3		BLK		K	K		5	0	2	1	0	2	4
Kurt Bevacqua, R (1, 5) OBP: 0.316, SLG: 0.333	FC6-4			FC6-4		BLK		1B	F3		4	0	2	1	1	0	5
Dale Berra, R (1, 6) OBP: 0.268, SLG: 0.344		5-3		FC6-4		FC6-4 IBB		P6		E8	4	1	0	0	1	0	3
Rick Rhoden, R (1, 1) OBP: 0.390, SLG: 0.525		F4		F7		K				F9 S	3	0	0	0	0	1	4
Enrique Romo, R (7, 1) OBP: 0.500, SLG: 0.400											0	0	0	0	0	0	0
John Milner, L (8, PH) OBP: 0.381, SLG: 0.373											1	0	1	0	0	0	0
Kent Tekulve, R (8, PR) (8, 1)											0	0	0	0	0	0	0
Bernie Carbo, L (10, PH) OBP: 0.316, SLG: 0.235											1	0	1	1	0	0	0
Lee Lacy, R (10, PR) OBP: 0.390, SLG: 0.516											0	0	0	0	0	0	0
Grant Jackson, S (10, 1)											0	0	0	0	0	0	0
Inning Stats	R: 2 E: 0 K: 2 S: 11 H: 4 LOB: 2 BB: 0 P: 11	R: 0 E: 0 K: 1 S: 5 H: 0 LOB: 0 BB: 0 P: 5	R: 0 E: 0 K: 0 S: 4 H: 2 LOB: 1 BB: 0 P: 4	R: 0 E: 0 K: 0 S: 4 H: 1 LOB: 1 BB: 0 P: 4	R: 0 E: 0 K: 0 S: 3 H: 0 LOB: 0 BB: 0 P: 3	R: 1 E: 0 K: 1 S: 8 H: 3 LOB: 3 BB: 1 P: 12	R: 0 E: 0 K: 0 S: 3 H: 0 LOB: 0 BB: 0 P: 3	R: 0 E: 0 K: 1 S: 7 H: 2 LOB: 3 BB: 1 P: 11	R: 0 E: 0 K: 1 S: 7 H: 2 LOB: 3 BB: 1 P: 11	R: 1 E: 1 K: 0 S: 5 H: 1 LOB: 2 BB: 0 P: 5	1B: 15 2B: 0 3B: 0 HR: 0	SF: 0 SAC: 0 DP: 1 HBP: 0					

PITCHER		IP	WLS	BF	H	R	ER	SO	BB	IBB	HBP	BLK	WP	HR	S	P	ERA	WHIP
Ed Lynch, R ERA: 5.12	(1, 1)	0.1		4	3	2	2	1	0	0	0	0	0	0	6	6	54.00	9.000
Roy Lee Jackson, R ERA: 3.65	(1, 1)	4.2		17	4	0	0	2	0	0	0	0	0	0	21	21	0.00	0.857
Scott Holman, R ERA: 1.8	(6, 1)	1.0		7	3	1	1	1	0	1	0	1	0	0	8	12	9.00	3.000
Jeff Reardon, R ERA: 2.64	(7, 1)	4.0	W	20	5	1	0	2	1	1	0	0	0	0	22	30	0.00	1.500

PITCHER	IP	WLS	BF	H	R	ER	SO	BB	IBB	HBP	BLK	WP	HR	S	P	ERA	WHIP

TOP

Pittsburgh Pirates @ New York Mets

Shea Stadium, Flushing, NY

Mon Sep 29 1980, 3:33 AM EDT

Att. 1,787 - Unknown

livebaseballscorecards.com

AB	45
R	4
H	15
RBI	4
BB	3
SO	6
LOB	34

WP: 0 PA: 48
PB: 0
SB: 2
CS: 0

Pittsburgh Pirates @ New York Mets

Shea Stadium, Flushing, NY

Mon Sep 29 1980, 3:33 AM EDT

Att. 1,787 - Unknown

BOTTOM

Batter	1	2	3	4	5	6	7	8	9	10	AB	R	H	RBI	BB	SO	LOB
Joel Youngblood, R (1, 8) OBP: 0.346, SLG: 0.388	K		FC5-4 1B		P4		BB 1B FC8-5 1B	K		2-H HR	6	2	3	2	0	2	2
Wally Backman, S (1, 4) OBP: 0.381, SLG: 0.315	4-3		FC5-4 1-2f		G3		FC8-5 BB 1B	4-3			5	0	1	0	0	0	3
Lee Mazzilli, S (1, 3) OBP: 0.367, SLG: 0.430	F8		G3			WP S 1B	BB 1B FC8-5 BB		F8		4	0	1	1	1	0	1
Steve Henderson, R (1, 7) OBP: 0.369, SLG: 0.397		4-3		S E 1B		WP BB	K		5-3		4	1	1	0	1	1	3
Claudell Washington, L (1, 9) OBP: 0.323, SLG: 0.443		4-3		FC5-4 E BB		K	FC8-5		E3 S		4	0	0	1	1	1	4
Alex Trevino, R (1, 2) OBP: 0.279, SLG: 0.287		1B 1B		E4 FC5-4		K	K		K		5	0	1	0	0	3	6
Hubie Brooks, R (1, 5) OBP: 0.362, SLG: 0.339		FC6-4 1B		FC5-4		BB	5-3			SH5-4 HR 1B	4	1	2	0	1	0	2
Bill Almon, R (1, 6) OBP: 0.254, SLG: 0.278 Mike Jorgensen, L (6, PH) OBP: 0.349, SLG: 0.355 Jeff Reardon, R (7, 1) Elliott Maddox, R (10, PH) OBP: 0.338, SLG: 0.320		FC6-4		F4		K		2B BB		SH5-4	2 1 0 0	0 0 0 0	0 0 0 0	0 0 0 0	0 0 1 0	0 1 0 0	3 3 0 0
Ed Lynch, R (1, 1) OBP: 0.333, SLG: 0.333 Roy Lee Jackson, R (1, 1) OBP: 0.188, SLG: 0.313 Phil Mankowski, L (5, PH) OBP: 0.308, SLG: 0.273 Scott Holman, R (6, 1) Frank Taveras, R (7, 6) OBP: 0.308, SLG: 0.327			K		F4		1B 1B BB BB	1-3 2B		K	0 1 1 0 2	0 0 0 0 1	0 0 0 0 1	0 1 0 0 1	0 0 0 0 1	0 0 0 0 1	0 0 0 0 1
Inning Stats	R: 0 H: 0 E: 0 LOB: 0 K: 1 BB: 0 S: 5 P: 5	R: 0 H: 2 E: 0 LOB: 2 K: 0 BB: 0 S: 5 P: 5	R: 0 H: 1 E: 0 LOB: 1 K: 1 BB: 0 S: 6 P: 6	R: 1 H: 1 E: 1 LOB: 1 K: 0 BB: 1 S: 4 P: 8	R: 0 H: 0 E: 0 LOB: 0 K: 0 BB: 0 S: 3 P: 3	R: 0 H: 1 E: 0 LOB: 3 K: 3 BB: 2 S: 10 P: 18	R: 2 H: 2 E: 0 LOB: 2 K: 2 BB: 2 S: 9 P: 17	R: 0 H: 1 E: 0 LOB: 2 K: 1 BB: 1 S: 6 P: 10	R: 0 H: 0 E: 1 LOB: 1 K: 1 BB: 0 S: 6 P: 6	R: 2 H: 2 E: 0 LOB: 0 K: 1 BB: 0 S: 6 P: 6	1B: 8 2B: 1 3B: 0 HR: 1	SF: 0 SAC: 1 DP: 1 HBP: 0					

PITCHER		IP	WLS	BF	H	R	ER	SO	BB	IBB	HBP	BLK	WP	HR	S	P	ERA	WHIP
Rick Rhoden, R ERA: 3.84	(1, 1)	6.0		28	6	3	2	5	4	0	0	0	1	0	34	50	3.00	1.667
Enrique Romo, R ERA: 3.23	(7, 1)	1.0		5	1	0	0	2	1	0	0	0	0	0	8	12	0.00	2.000
Kent Tekulve, R ERA: 3.33	(8, 1)	2.0		9	1	0	0	2	1	0	0	0	0	0	12	16	0.00	1.000
Grant Jackson, L ERA: 2.92	(10, 1)	0.2	L	4	2	2	2	1	0	0	0	0	0	1	6	6	27.00	3.000

PITCHER	IP	WLS	BF	H	R	ER	SO	BB	IBB	HBP	BLK	WP	HR	S	P	ERA	WHIP

AB	39
R	5
H	10
RBI	4
BB	6
SO	10
LOB	28

WP: 1 PA: 46
PB: 0
SB: 3
CS: 0

livebaseballscorecards.com

Batter	1	2	3	4	5	6	7	8	9	AB	R	H	RBI	BB	SO	LOB
Omar Moreno, L (1, 8) OBP: 0.307, SLG: 0.326	S S S 0-3 ① K		B B B B 4-0 CS BB			x 0-0 4-3 S SF7 2-3 1B		S S S 0-3 ② ③ K 1-2		3	1	1	0	1	2	1
Vance Law, R (1, 4) OBP: 0.281, SLG: 0.311	x 0-0 ② F9		x 0-0 ② ③ L8 1-2			x 0-0 ① 4-3 1-3 3-H			x 0-0 ① F9	4	0	0	1	0	0	2
Mike Easler, L (1, 9) OBP: 0.391, SLG: 0.585	S S S 0-3 ③ K			x 0-0 ① F7		x 0-0 ② SF7 3-H			x 0-0 ② 4-3	3	0	0	1	0	1	0
Bill Robinson, R (1, 7) OBP: 0.313, SLG: 0.463		x 0-0 ① L6		x 0-0 ② F3		x 0-0 ③ 5-3			x 0-0 1B 1B	4	0	1	0	0	0	0
Tony Peña, R (1, 2) OBP: 0.455, SLG: 0.455		x 0-0 BB 1B		x 0-0 ③ F5			x 0-0 ① 4-3		x 0-0 1-3 1B	4	0	2	0	0	0	0
Kurt Bevacqua, R (1, 5) OBP: 0.322, SLG: 0.333		B B B B 4-0 1-2 BB			x 0-0 ① 1-3		x 0-0 FC6 1B		x 0-0 ③ F9	3	0	1	0	1	0	2
Manny Sanguillen, R (1, 3) OBP: 0.298, SLG: 0.318		x 0-0 ② F9			x 0-0 ② F8		x 0-0 ② FC6 CS 1-2f			3	0	0	0	0	0	3
Dale Berra, R (1, 6) OBP: 0.265, SLG: 0.339		x 0-0 ③ F3			x 0-0 ③ F9		x 0-0 ③ CS 1-2	x 0-0 ① F6		3	0	0	0	0	0	2
Don Robinson, R (1, 1) OBP: 0.352, SLG: 0.481 Matt Alexander, S (8, PR) OBP: 0.333, SLG: 0.667 Mark Lee, R (8, 1)			x 0-0 ① F9			x 0-0 1B 4-3 2B		x 0-0 CS 1B		3 0 0	1 0 0	2 0 0	0 0 0	0 0 0	0 0 0	0 0 0
Inning Stats	R: 0 E: 0 K: 2 S: 7 H: 0 LOB: 0 BB: 0 P: 7	R: 0 E: 0 K: 0 S: 4 H: 1 LOB: 2 BB: 1 P: 8	R: 0 E: 0 K: 0 S: 2 H: 0 LOB: 0 BB: 1 P: 6	R: 0 E: 0 K: 0 S: 3 H: 0 LOB: 0 BB: 0 P: 3	R: 0 E: 0 K: 0 S: 3 H: 0 LOB: 0 BB: 0 P: 3	R: 2 E: 0 K: 0 S: 5 H: 2 LOB: 0 BB: 0 P: 5	R: 0 E: 0 K: 0 S: 3 H: 1 LOB: 0 BB: 0 P: 3	R: 0 E: 0 K: 1 S: 5 H: 1 LOB: 1 BB: 0 P: 5	R: 0 E: 0 K: 0 S: 5 H: 2 LOB: 2 BB: 0 P: 5	1B: 6 2B: 1 3B: 0 HR: 0	SF: 1 SAC: 0 DP: 0 HBP: 0					

PITCHER	IP	WLS	BF	H	R	ER	SO	BB	IBB	HBP	BLK	WP	HR	S	P	ERA	WHIP
Pete Falcone, L (1, 1) ERA: 4.52	9.0	W	33	7	2	2	3	2	0	0	0	0	0	37	45	2.00	1.000

PITCHER	IP	WLS	BF	H	R	ER	SO	BB	IBB	HBP	BLK	WP	HR	S	P	ERA	WHIP

TOP

Pittsburgh Pirates @ New York Mets

Shea Stadium, Flushing, NY

Tue Sep 30 1980, 3:33 AM EDT

Att. 1,754 - Unknown

livebaseballscorecards.com

AB	30
R	2
H	7
RBI	2
BB	2
SO	3
LOB	10

1B: 6 SF: 1 PA: 34
2B: 1 SAC: 0
3B: 0 DP: 0
HR: 0 HBP: 0

WP: 0
PB: 0
SB: 1
CS: 3

Batter	1	2	3	4	5	6	7	8	9	AB	R	H	RBI	BB	SO	LOB
Mookie Wilson, S (1, 8) OBP: 0.340, SLG: 0.394	6-3			4-3		CS 1B		6-3 BB		3	0	1	0	1	0	0
Wally Backman, S (1, 4) OBP: 0.375, SLG: 0.303	K			1-3		1-2 BB		1-2 6-3		3	0	0	0	1	1	1
Joel Youngblood, R (1, 9) OBP: 0.344, SLG: 0.385	F7			F8		K		6-3		4	0	0	0	0	1	2
Steve Henderson, R (1, 7) OBP: 0.371, SLG: 0.401		5-3			E1 4-3 2B 1B		E 2B			3	2	2	0	0	0	0
Mike Jorgensen, L (1, 3) OBP: 0.349, SLG: 0.355		K			K		E7 SH5-3 SF9 2-H 1B			3	1	1	1	0	2	1
Hubie Brooks, R (1, 5) OBP: 0.352, SLG: 0.328		5-3			4-3 2-3		SH5-3 2-3			2	0	0	0	0	0	1
Alex Trevino, R (1, 2) OBP: 0.279, SLG: 0.292			L7		WP 3-H 2B		SF9 3-H			2	0	1	2	0	0	0
Bill Almon, R (1, 6) OBP: 0.248, SLG: 0.272			K		K 2-3		K			3	0	0	0	0	3	1
Pete Falcone, L (1, 1) OBP: 0.195, SLG: 0.154			K			1-3		3-1		3	0	0	0	0	1	0
Inning Stats	R: 0 E: 0 K: 1 S: 5 H: 0 LOB: 0 BB: 0 P: 5	R: 0 E: 0 K: 1 S: 5 H: 0 LOB: 0 BB: 0 P: 5	R: 0 E: 0 K: 2 S: 7 H: 0 LOB: 0 BB: 0 P: 7	R: 0 E: 0 K: 0 S: 3 H: 0 LOB: 0 BB: 0 P: 3	R: 1 E: 1 K: 2 S: 9 H: 2 LOB: 1 BB: 0 P: 9	R: 0 E: 0 K: 1 S: 5 H: 1 LOB: 1 BB: 1 P: 9	R: 2 E: 1 K: 1 S: 7 H: 2 LOB: 0 BB: 0 P: 7	R: 0 E: 0 K: 0 S: 3 H: 0 LOB: 1 BB: 1 P: 7		1B: 3 2B: 2 3B: 0 HR: 0 SF: 1 SAC: 1 DP: 0 HBP: 0						

BOTTOM

Pittsburgh Pirates @ New York Mets

Shea Stadium, Flushing, NY

Tue Sep 30 1980, 3:33 AM EDT

Att. 1,754 - Unknown

livebaseballscorecards.com

AB	26
R	3
H	5
RBI	3
BB	2
SO	8
LOB	6

WP: 1 PB: 0 SB: 0 CS: 1 PA: 30

PITCHER		IP	WLS	BF	H	R	ER	SO	BB	IBB	HBP	BLK	WP	HR	S	P	ERA	WHIP
Don Robinson, R ERA: 4.22	(1, 1)	7.0	L	26	5	3	2	8	1	0	0	0	1	0	41	45	2.57	0.857
Mark Lee, R ERA: 2.45	(8, 1)	1.0		4	0	0	0	0	1	0	0	0	0	0	3	7	0.00	1.000

PITCHER	IP	WLS	BF	H	R	ER	SO	BB	IBB	HBP	BLK	WP	HR	S	P	ERA	WHIP

Batter	1	2	3	4	5	6	7	8	9	AB	R	H	RBI	BB	SO	LOB
Omar Moreno, L (1, 8) OBP: 0.309, SLG: 0.329	SH1-3 E HR 1B		F9		SH5-4 1-2	S 1B		1B 1-2 HR 1B		4	2	3	0	0	0	0
Tim Foli, R (1, 6) OBP: 0.296, SLG: 0.327	SH1-3 1-3		P4		FC6-4 2-3 1B	BBB 4-0 1-2 BB		HR 1-2 2-3 1B		3	1	2	0	1	0	0
Dave Parker, L (1, 9) OBP: 0.328, SLG: 0.461 Enrique Romo, R (6, 1) OBP: 0.538, SLG: 0.727	HR 3-H			F6	FC6-4 2B 1-2f 3-H	4-3		HR 1-H 2-H 3-H		4 1	1 1	1 1	3 4	0 0	0 0	3 0
Mike Easler, L (1, 7) OBP: 0.391, SLG: 0.584 (6, 9)	SSS K			BBB 1B 1B BB	2B 1-3		6-3	1-3		4	1	1	0	1	1	0
Bill Madlock, R (1, 5) OBP: 0.341, SLG: 0.399 Vance Law, R (6, 4) OBP: 0.273, SLG: 0.302	SSS K			1B 1B 1B 1-3	H HBP		2-3	6-3		2 2	1 0	1 0	0 0	0 0	1 0	0 0
Bill Robinson, R (1, 3) OBP: 0.318, SLG: 0.469		F9		1B 1-2 3-H 1B	F8		2B	1B		5	0	3	1	0	0	3
Ed Ott, L (1, 2) OBP: 0.317, SLG: 0.357 (6, 7)		F4		G6-4-3 1-3 2-H 1B	F9		FC5-4 IBB		3-1	4	0	1	1	1	0	0
Dale Berra, R (1, 4) OBP: 0.264, SLG: 0.336 (6, 5)		6-3		G6-4-3 1-2f	E 1B		FC5-4 1-2f		K	5	1	1	0	0	1	4
Jim Bibby, R (1, 1) OBP: 0.224, SLG: 0.234 John Milner, L (6, PH) OBP: 0.379, SLG: 0.371 Steve Nicosia, R (6, 2) OBP: 0.291, SLG: 0.278			SSS K	1B SH5-4 FC6-4 1B		3-6-1 1-H		1B 1B HR 1B	6-3	2 1 2	1 0 1	1 0 1	0 0 0	0 0 0	1 0 0	0 0 0
Inning Stats	R: 2 H: 2 E: 1 LOB: 0 K: 2 BB: 0 S: 9 P: 9	R: 0 H: 0 E: 0 LOB: 0 K: 0 BB: 0 S: 3 P: 3	R: 0 H: 0 E: 0 LOB: 0 K: 1 BB: 0 S: 5 P: 5	R: 2 H: 3 E: 0 LOB: 1 K: 0 BB: 1 S: 5 P: 9	R: 1 H: 3 E: 0 LOB: 3 K: 0 BB: 0 S: 6 P: 7	R: 1 H: 2 E: 1 LOB: 2 K: 0 BB: 1 S: 5 P: 9	R: 0 H: 1 E: 0 LOB: 2 K: 0 BB: 1 S: 4 P: 8	R: 4 H: 5 E: 0 LOB: 1 K: 0 BB: 0 S: 7 P: 7	R: 0 H: 0 E: 0 LOB: 0 K: 1 BB: 0 S: 5 P: 5	1B: 12 SF: 0 2B: 2 SAC: 2 3B: 0 DP: 1 HR: 2 HBP: 1						

PITCHER		IP	WLS	BF	H	R	ER	SO	BB	IBB	HBP	BLK	WP	HR	S	P	ERA	WHIP
Ray Burris, R ERA: 4.02	(1, 1)	5.2	L	29	10	6	5	3	2	0	1	0	0	1	32	41	7.94	2.118
Ed Glynn, L ERA: 4.21	(6, 1)	0.1		1	0	0	0	0	0	0	0	0	0	0	1	1	0.00	0.000
Roy Lee Jackson, R ERA: 4.06	(7, 1)	2.0		12	6	4	4	0	0	1	0	0	0	1	11	15	18.00	3.000
John Pacella, R ERA: 5.14	(9, 1)	1.0		3	0	0	0	1	0	0	0	0	0	0	5	5	0.00	0.000

PITCHER	IP	WLS	BF	H	R	ER	SO	BB	IBB	HBP	BLK	WP	HR	S	P	ERA	WHIP

TOP

Pittsburgh Pirates @ New York Mets

Shea Stadium, Flushing, NY

Wed Oct 01 1980, 3:33 AM EDT

Att. 2,392 - Unknown

livebaseballscorecards.com

AB	39
R	10
H	16
RBI	9
BB	3
SO	4
LOB	10

WP: 0 PA: 45
PB: 0
SB: 1
CS: 0

BOTTOM

Pittsburgh Pirates @ New York Mets

Shea Stadium, Flushing, NY

Wed Oct 01 1980, 3:33 AM EDT

Att. 2,392 - Unknown

Batter	1	2	3	4	5	6	7	8	9	AB	R	H	RBI	BB	SO	LOB
Wally Backman, S (1, 4) OBP: 0.398, SLG: 0.333	BB, 1B, 1B / 1B	S / 1B		1B / 1B		F5 ③			HR / 1B	5	2	4	0	0	0	0
Elliott Maddox, R (1, 3) OBP: 0.336, SLG: 0.319	K ①	K ③ 1-2		FC6-4 1-2 2-3 / 1B			E4		F4 ①	5	0	1	0	0	2	3
Claudell Washington, L (1, 9) OBP: 0.327, SLG: 0.453	BB 1-2 / 1B		WP, S / 1B	K ②			F7 ①		1-H HR	5	3	3	2	0	1	4
Joel Youngblood, R (1, 8) OBP: 0.343, SLG: 0.385	K ②		F9 ① 1-3	FC6-4 ③ 1-2f			F7 ②		2B	5	0	1	0	0	1	7
Steve Henderson, R (1, 7) OBP: 0.370, SLG: 0.398	1B 1-2 2-3 / BB		K ②		F9 ①		6-3 ③		K ②	4	0	0	0	1	2	3
Hubie Brooks, R (1, 5) OBP: 0.355, SLG: 0.333	FC5-4 1-3 2-H 3-H / 1B		FC6-4 3-H / 1B		F6 ②			F4 ①	4-3 ③	5	0	2	3	0	0	1
Alex Trevino, R (1, 2) OBP: 0.276, SLG: 0.288	FC5-4 ③ 1-2f		FC6-4 ③ 1-2f		F7 ③			F9 ②		4	0	0	0	0	0	3
Bill Almon, R (1, 6) OBP: 0.242, SLG: 0.264		5-3 ①		F7 ①		K ①		E6		4	0	0	0	0	1	0
Ray Burris, R (1, 1) OBP: 0.133, SLG: 0.098		F3 ②		1B, 1B / BB		K ②		K ③		1	0	0	0	1	0	0
Ed Glynn, R (6, 1)										0	0	0	0	0	0	0
Phil Mankowski, L (6, PH) OBP: 0.286, SLG: 0.250										1	0	0	0	0	1	0
Roy Lee Jackson, R (7, 1) OBP: 0.188, SLG: 0.313										0	0	0	0	0	0	0
Jose Moreno, S (8, PH) OBP: 0.245, SLG: 0.422										1	0	0	0	0	1	1
John Pacella, R (9, 1) OBP: 0.100, SLG: 0.150										0	0	0	0	0	0	0
Inning Stats	R: 2 E: 0 K: 2 S: 10 H: 3 LOB: 2 BB: 1 P: 14	R: 0 E: 0 K: 1 S: 6 H: 1 LOB: 1 BB: 0 P: 6	R: 1 E: 0 K: 1 S: 7 H: 2 LOB: 1 BB: 0 P: 7	R: 0 E: 0 K: 1 S: 7 H: 2 LOB: 3 BB: 1 P: 11	R: 0 E: 0 K: 0 S: 3 H: 0 LOB: 0 BB: 0 P: 3	R: 0 E: 0 K: 2 S: 7 H: 0 LOB: 0 BB: 0 P: 7	R: 0 E: 1 K: 0 S: 4 H: 0 LOB: 1 BB: 0 P: 4	R: 0 E: 1 K: 1 S: 6 H: 0 LOB: 1 BB: 0 P: 6	R: 2 E: 0 K: 1 S: 8 H: 3 LOB: 1 BB: 0 P: 8	1B: 9 2B: 1 3B: 0 HR: 1	SF: 0 SAC: 0 DP: 0 HBP: 0						

PITCHER	IP	WLS	BF	H	R	ER	SO	BB	IBB	HBP	BLK	WP	HR	S	P	ERA	WHIP
Jim Bibby, R (1, 1) ERA: 3.32	5.0	W	25	8	3	3	5	2	0	0	0	1	0	33	41	5.40	2.000
Enrique Romo, R (6, 1) ERA: 3.27	4.0	S	17	3	2	2	4	0	0	0	0	0	1	25	25	4.50	0.750

PITCHER	IP	WLS	BF	H	R	ER	SO	BB	IBB	HBP	BLK	WP	HR	S	P	ERA	WHIP

AB	40
R	5
H	11
RBI	5
BB	2
SO	9
LOB	22

WP: 1 PA: 42
PB: 0
SB: 2
CS: 0

livebaseballscorecards.com

Batter	1	2	3	4	5	6	7	8	9	AB	R	H	RBI	BB	SO	LOB
Mookie Wilson, S (1, 8) OBP: 0.324, SLG: 0.374	F9		FC4-6 CS 1-2f		G3		1-3		1-3	5	0	0	0	0	0	1
Wally Backman, S (1, 6) OBP: 0.408, SLG: 0.365	6-3		BBBB 4-0 1-2 BB			2B 3B	2-3		1B 1B	4	1	2	0	1	0	0
Lee Mazzilli, S (1, 3) OBP: 0.369, SLG: 0.430	BBBB 4-0 BB		L9			SSS 0-3 K	1B S 1B		G6-4-3 1-2 1B	4	0	2	0	1	1	2
Steve Henderson, R (1, 7) OBP: 0.370, SLG: 0.400	F9			SSS 0-3 K		F8 2B 3-H 2B	1-3 1B		G6-4-3 1-2f	5	1	2	1	0	1	3
Joel Youngblood, R (1, 9) OBP: 0.340, SLG: 0.382		6-3		F9		F8 2-3	F8			4	0	0	0	0	0	3
Hubie Brooks, R (1, 5) OBP: 0.363, SLG: 0.356		6-3		FC5-4 1B		1B 2B 3-H		L5		4	1	2	1	0	0	0
Alex Trevino, R (1, 2) OBP: 0.278, SLG: 0.291		FC6-4 1B		FC5-4 1-2f		2B 1B 2-H		F9		4	1	2	1	0	0	1
Bill Almon, R (1, 4) OBP: 0.248, SLG: 0.273		FC6-4 1-2f			4-3	2B 2-H		BBBB 4-0 BB		3	0	1	1	1	0	1
Mike Scott, R (1, 1) OBP: 0.273, SLG: 0.111 Dyar Miller, R (5, 1) Jose Moreno, S (6, PH) OBP: 0.240, SLG: 0.413 Roy Lee Jackson, R (6, 1) OBP: 0.188, SLG: 0.313 Claudell Washington, L (8, PH) OBP: 0.326, SLG: 0.452 Ed Glynn, R (8, 1)			BBBB 4-0 FC4-6 BB		SSS 0-3 K	4-3			F9	1 0 1 0 1 0	0 0 0 0 0 0	0 0 0 0 0 0	0 0 0 0 0 0	1 0 0 0 0 0	1 0 0 0 0 0	0 0 1 0 1 0
Inning Stats	R: 0 E: 0 K: 0 S: 3 H: 0 LOB: 1 BB: 1 P: 7	R: 0 E: 0 K: 0 S: 4 H: 1 LOB: 1 BB: 0 P: 4	R: 0 E: 0 K: 0 S: 2 H: 0 LOB: 1 BB: 2 P: 10	R: 0 E: 0 K: 1 S: 6 H: 1 LOB: 1 BB: 0 P: 6	R: 0 E: 0 K: 1 S: 5 H: 0 LOB: 0 BB: 0 P: 5	R: 4 E: 0 K: 1 S: 10 H: 5 LOB: 1 BB: 0 P: 10	R: 0 E: 0 K: 0 S: 5 H: 2 LOB: 2 BB: 0 P: 5	R: 0 E: 0 K: 0 S: 3 H: 0 LOB: 1 BB: 1 P: 7	R: 0 E: 0 K: 0 S: 4 H: 2 LOB: 1 BB: 0 P: 4	1B: 7 2B: 3 3B: 1 HR: 0 SF: 0 SAC: 0 DP: 1 HBP: 0				WP: 0 PB: 0 SB: 1 CS: 1	PA: 40	

PITCHER		IP	WLS	BF	H	R	ER	SO	BB	IBB	HBP	BLK	WP	HR	S	P	ERA	WHIP
Al Olmsted, L ERA: 2.86	(1, 1)	5.2		25	6	4	4	3	3	0	0	0	0	0	28	40	6.35	1.588
George Frazier, R ERA: 2.74	(6, 1)	0.1	W	2	1	0	0	0	0	0	0	0	0	0	2	2	0.00	3.000
John Urrea, R ERA: 3.48	(7, 1)	3.0	S	13	4	0	0	0	1	0	0	0	0	0	12	16	0.00	1.667

PITCHER	IP	WLS	BF	H	R	ER	SO	BB	IBB	HBP	BLK	WP	HR	S	P	ERA	WHIP

TOP

New York Mets @ St. Louis Cardinals

Busch Stadium, St. Louis, MO

Fri Oct 03 1980, 7:05 PM CDT

Att. 8,309 - Unknown

livebaseballscorecards.com

AB	36
R	4
H	11
RBI	4
BB	4
SO	3
LOB	13

Batter	1	2	3	4	5	6	7	8	9	AB	R	H	RBI	BB	SO	LOB
Tom Herr, S (1, 4) OBP: 0.302, SLG: 0.347	BBBB 4-0 G6-4-3 BB		x 0-0 2-H 2B		x 0-0 S 3B 1B	x 0-0 ② SF7 3-H				2	1	2	2	1	0	0
Garry Templeton, S (1, 6) OBP: 0.343, SLG: 0.419	x 0-0 ① ② G6-4-3 1-2f		x 0-0 ③ P5		x 0-0 ① F7 1-2	SSS 0-3 ③ K 1-2				4	0	0	0	0	1	4
Keith Hernandez, L (1, 3) OBP: 0.408, SLG: 0.489	x 0-0 ③ F8			x 0-0 4-3 3B	x 0-0 ② F7		x 0-0 ① L9			4	1	1	0	0	0	1
Leon Durham, L (1, 7) OBP: 0.307, SLG: 0.427		x 0-0 ① F7		x 0-0 ① 4-3 3-H	x 0-0 2-H 1B 3B		x 0-0 1B 2B			4	2	2	2	0	0	0
Terry Kennedy, L (1, 2) OBP: 0.322, SLG: 0.371		x 0-0 ② F7		x 0-0 2B 1B	x 0-0 3-H 1B		x 0-0 L4-3 2-H 1B			4	0	3	2	0	0	0
Tito Landrum, R (1, 9) OBP: 0.309, SLG: 0.329		SSS 0-3 ③ K		x 0-0 1-3 2B	SSS 0-3 ③ K		x 0-0 ② ③ L4-3 1-2			4	0	1	0	0	2	2
Tony Scott, S (1, 8) OBP: 0.308, SLG: 0.309			x 0-0 FC4-6 1B	4-0 IBB		x 0-0 FC6 1B		x 0-0 ① 1-3		3	0	2	0	1	0	0
Tye Waller, R (1, 5) OBP: 0.167, SLG: 0.091			x 0-0 ① FC4-6 SH1-4 1-2f 2B	x 0-0 ② F8		x 0-0 ① FC6 1B 1-2f SF7		SSS 0-3 ② K		4	2	0	0	0	1	5
Al Olmsted, R (1, 1) OBP: 0.182, SLG: 0.182 George Frazier, R (6, 1) Joseph DeSa, L (6, PH) OBP: 0.286, SLG: 0.286 John Urrea, R (7, 1) OBP: 0.231, SLG: 0.231			x 0-0 ② SH1-4 1-2	x 0-0 ③ P4		x 0-0 WP 1-3 1B		x 0-0 ③ 4-3		1 0 1 1	0 0 0 0	0 0 1 0	0 0 0 0	0 0 0 0	0 0 0 0	3 0 0 0
Inning Stats	R: 0 E: 0 K: 0 S: 2 H: 0 LOB: 0 BB: 1 P: 6	R: 0 E: 0 K: 1 S: 5 H: 0 LOB: 0 BB: 0 P: 5	R: 1 E: 0 K: 0 S: 5 H: 2 LOB: 1 BB: 0 P: 5	R: 1 E: 0 K: 0 S: 6 H: 3 LOB: 3 BB: 1 P: 10	R: 2 E: 0 K: 1 S: 8 H: 3 LOB: 1 BB: 0 P: 8	R: 1 E: 0 K: 1 S: 7 H: 2 LOB: 1 BB: 0 P: 7	R: 1 E: 0 K: 0 S: 4 H: 2 LOB: 0 BB: 0 P: 4	R: 0 E: 0 K: 1 S: 5 H: 0 LOB: 0 BB: 0 P: 5		1B: 7 2B: 4 3B: 2 HR: 0 SF: 1 SAC: 1 DP: 2 HBP: 0				WP: 1 PB: 0 SB: 1 CS: 0 PA: 36		

PITCHER		IP	WLS	BF	H	R	ER	SO	BB	IBB	HBP	BLK	WP	HR	S	P	ERA	WHIP
Mike Scott, R ERA: 4.3	(1, 1)	4.2		23	8	4	4	1	1	1	0	0	0	0	23	31	7.71	1.929
Dyar Miller, R ERA: 1.93	(5, 1)	0.1		1	0	0	0	1	0	0	0	0	0	0	3	3	0.00	0.000
Roy Lee Jackson, R ERA: 4.2	(6, 1)	2.0	L	9	4	2	2	1	0	0	0	0	1	0	11	11	9.00	2.000
Ed Glynn, L ERA: 4.13	(8, 1)	1.0		3	0	0	0	1	0	0	0	0	0	0	5	5	0.00	0.000

PITCHER	IP	WLS	BF	H	R	ER	SO	BB	IBB	HBP	BLK	WP	HR	S	P	ERA	WHIP

BOTTOM

New York Mets @ St. Louis Cardinals

Busch Stadium, St. Louis, MO

Fri Oct 03 1980, 7:05 PM CDT

Att. 8,309 - Unknown

livebaseballscorecards.com

AB	32
R	6
H	12
RBI	6
BB	2
SO	4
LOB	15

Batter	1	2	3	4	5	6	7	8	9	AB	R	H	RBI	BB	SO	LOB
Mookie Wilson, S (1, 8) OBP: 0.327, SLG: 0.363	S S S 0-3 ① K		B B B B 4-0 E WP S BB		B B B B 4-0 G3 1B S BB		x 0-0 ① F7		S S S 0-3 ③ K2-3	3	2	0	0	2	2	1
Wally Backman, S (1, 6) OBP: 0.392, SLG: 0.348	x 0-0 ② 4-3		x 0-0 ② 4-3 1-H		x 0-0 ② G3 1-3		x 0-0 ② ③ G4-6-3 1-2f			4	0	0	0	0	0	2
Lee Mazzilli, S (1, 3) OBP: 0.370, SLG: 0.431	x 0-0 ③ F8		x 0-0 ③ F7		x 0-0 3-H 1B			x 0-0 S 5-3 1B 1B		4	1	2	1	0	0	0
Steve Henderson, R (1, 7) OBP: 0.369, SLG: 0.402		x 0-0 1B 3B		x 0-0 ① 6-3	x 0-0 ③ 5-3			x 0-0 ① 5-3 1-2		4	1	1	0	0	0	2
Dan Norman, R (1, 9) OBP: 0.234, SLG: 0.284		x 0-0 S 3-H 1B		B B B B 4-0 1B BB		S S S 0-3 ① K		x 0-0 2-H 1B		3	0	2	2	1	1	0
Hubie Brooks, R (1, 5) OBP: 0.369, SLG: 0.403		x 0-0 ① F8 1-2		x 0-0 1-2 1B		x 0-0 HR		x 0-0 ② P4		4	1	2	1	0	0	2
Butch Benton, R (1, 2) OBP: 0.167, SLG: 0.048		S S S 0-3 ② K		x 0-0 ② L8		x 0-0 ② F7		x 0-0 ③ 5-3		4	0	0	0	0	1	4
Bill Almon, R (1, 4) OBP: 0.242, SLG: 0.265		x 0-0 ③ P4		x 0-0 ③ F8		x 0-0 ③ F9			x 0-0 ① F8	4	0	0	0	0	0	3
Mark Bomback, R (1, 1) OBP: 0.313, SLG: 0.302 Jeff Reardon, R (8, 1)			x 0-0 ① 6-3		S S S 0-3 ① K		x 0-0 G4-6-3 1B		x 0-0 ② 1-3	3 1	0 0	1 0	0 0	0 0	1 0	0 0
Inning Stats	R: 0 E: 0 K: 1 S: 5 H: 0 LOB: 0 BB: 0 P: 5	R: 1 E: 0 K: 1 S: 7 H: 2 LOB: 1 BB: 0 P: 7	R: 1 E: 0 K: 0 S: 3 H: 0 LOB: 0 BB: 1 P: 7	R: 0 E: 0 K: 0 S: 4 H: 1 LOB: 2 BB: 1 P: 8	R: 1 E: 0 K: 1 S: 6 H: 1 LOB: 1 BB: 1 P: 10	R: 1 E: 0 K: 1 S: 6 H: 1 LOB: 0 BB: 0 P: 6	R: 0 E: 0 K: 0 S: 3 H: 1 LOB: 0 BB: 0 P: 3	R: 1 E: 0 K: 0 S: 5 H: 2 LOB: 1 BB: 0 P: 5	R: 0 E: 0 K: 1 S: 5 H: 0 LOB: 0 BB: 0 P: 5	1B: 6 2B: 0 3B: 1 HR: 1	SF: 0 SAC: 0 DP: 1 HBP: 0						

TOP

New York Mets @ St. Louis Cardinals

Busch Stadium, St. Louis, MO

Sat Oct 04 1980, 3:33 AM CDT

Att. 13,954 - Unknown

livebaseballscorecards.com

AB	34
R	5
H	8
RBI	4
BB	3
SO	5
LOB	14

WP: 1 PB: 0 SB: 4 CS: 0 PA: 37

PITCHER		IP	WLS	BF	H	R	ER	SO	BB	IBB	HBP	BLK	WP	HR	S	P	ERA	WHIP
Jeff Little, L ERA: 3.86	(1, 1)	5.0	L	22	4	3	2	3	3	0	0	0	1	0	25	37	3.60	1.400
Jim Otten, R ERA: 5.53	(6, 1)	2.0		7	2	1	1	1	0	0	0	0	0	1	9	9	4.50	1.000
John Littlefield, R ERA: 3.14	(8, 1)	2.0		8	2	1	1	1	0	0	0	0	0	0	10	10	4.50	1.000

PITCHER	IP	WLS	BF	H	R	ER	SO	BB	IBB	HBP	BLK	WP	HR	S	P	ERA	WHIP

Batter	1	2	3	4	5	6	7	8	9	AB	R	H	RBI	BB	SO	LOB
Tom Herr, S (1, 4) OBP: 0.300, SLG: 0.349	G1		2B			5-3		L8	E1 1-3	5	0	1	0	0	0	1
Garry Templeton, S (1, 6) OBP: 0.342, SLG: 0.417	BBBB 4-0 WP BB		G3			4-3		G3 SB 2	K	3	0	0	0	1	0	1
Ken Reitz, R (9, 5) OBP: 0.298, SLG: 0.377										1	0	0	0	0	1	2
Keith Hernandez, L (1, 3) OBP: 0.409, SLG: 0.496	SSS 0-3 K 1-2			1-3		2B		HR		4	1	2	1	0	1	1
Leon Durham, L (1, 7) OBP: 0.310, SLG: 0.428	L8			G4-6-3 1B		SSS 0-3 K		2B 1B		4	1	2	0	0	1	2
Terry Kennedy, L (1, 2) OBP: 0.325, SLG: 0.375		SSS 0-3 K		G4-6-3 1-2f			BBBB 4-0 1B BB	1-H 2B		3	0	1	1	1	1	1
Tony Scott, S (1, 8) OBP: 0.308, SLG: 0.311		F7			2B		F7	6-3		4	0	1	0	0	0	2
Joseph DeSa, L (1, 9) OBP: 0.273, SLG: 0.273		F7			SSS 0-3 K		1-2 1B		P4	4	0	1	0	0	1	1
Mike Ramsey, S (1, 5) OBP: 0.270, SLG: 0.331 (9, 6)			SSS 0-3 K		F7		SSS 0-3 K		E 1B	4	0	1	0	0	2	3
Jeff Little, R (1, 1) OBP: 0.167, SLG: 0.167 Ken Oberkfell, L (5, PH) OBP: 0.372, SLG: 0.417 Jim Otten, R (6, 1) OBP: 0.200, SLG: 0.200 Dane Iorg, L (7, PH) OBP: 0.349, SLG: 0.438 John Littlefield, R (8, 1) Mike Phillips, L (9, PH) OBP: 0.283, SLG: 0.273			5-3		F7		3-1		SSS 0-3 K	1	0	0	0	0	0	0
										1	0	0	0	0	0	0
										0	0	0	0	0	0	0
										1	0	0	0	0	0	2
										0	0	0	0	0	0	0
										1	0	0	0	0	1	1
Inning Stats	R: 0 E: 0 K: 1 S: 5 H: 0 LOB: 1 BB: 1 P: 9	R: 0 E: 0 K: 1 S: 5 H: 0 LOB: 0 BB: 0 P: 5	R: 0 E: 0 K: 1 S: 6 H: 1 LOB: 1 BB: 0 P: 6	R: 0 E: 0 K: 0 S: 3 H: 1 LOB: 0 BB: 0 P: 3	R: 0 E: 0 K: 1 S: 6 H: 1 LOB: 1 BB: 0 P: 6	R: 0 E: 0 K: 1 S: 6 H: 1 LOB: 1 BB: 0 P: 6	R: 0 E: 0 K: 1 S: 6 H: 1 LOB: 2 BB: 1 P: 10	R: 2 E: 0 K: 0 S: 6 H: 3 LOB: 1 BB: 0 P: 6	R: 0 E: 1 K: 2 S: 9 H: 1 LOB: 2 BB: 0 P: 9	1B: 4 2B: 4 3B: 0 HR: 1	SF: 0 SAC: 0 DP: 1 HBP: 0						

PITCHER		IP	WLS	BF	H	R	ER	SO	BB	IBB	HBP	BLK	WP	HR	S	P	ERA	WHIP
Mark Bomback, R ERA: 4.09	(1, 1)	7.2	W	32	8	2	2	6	2	0	0	0	1	1	42	50	2.35	1.304
Jeff Reardon, R ERA: 2.61	(8, 1)	1.1	S	6	1	0	0	2	0	0	0	0	0	0	10	10	0.00	0.750

PITCHER	IP	WLS	BF	H	R	ER	SO	BB	IBB	HBP	BLK	WP	HR	S	P	ERA	WHIP

BOTTOM

New York Mets @ St. Louis Cardinals

Busch Stadium, St. Louis, MO

Sat Oct 04 1980, 3:33 AM CDT

Att. 13,954 - Unknown

livebaseballscorecards.com

AB	36
R	2
H	9
RBI	2
BB	2
SO	8
LOB	18

1B: 4	SF: 0	WP: 1	PA: 38
2B: 4	SAC: 0	PB: 0	
3B: 0	DP: 1	SB: 0	
HR: 1	HBP: 0	CS: 0	

Batter	1	2	3	4	5	6	7	8	9	AB	R	H	RBI	BB	SO	LOB
Mookie Wilson, S (1, 8) OBP: 0.325, SLG: 0.352	BBBB 4-0 CS BB		x 0-0 P4 ③		SSS 0-3 K ③			x 0-0 6-3 ①		3	0	0	0	1	1	0
Wally Backman, S (1, 6) OBP: 0.396, SLG: 0.355	x 0-0 P3 ①② 1-2			x 0-0 E S 1B 1B		x 0-0 1B 1B		x 0-0 F3 ②		4	2	2	0	0	0	1
Alex Trevino, R (1, 2) OBP: 0.281, SLG: 0.299	x 0-0 3B			x 0-0 1B 1-H 1B		x 0-0 F7 ①		x 0-0 F7 ③		4	0	2	1	0	0	1
Joel Youngblood, R (1, 9) OBP: 0.340, SLG: 0.381	x 0-0 F8 ③			x 0-0 P4 ①		x 0-0 1B 1-2 1B			SSS 0-3 K ①	4	0	1	0	0	1	2
Dan Norman, R (1, 7) OBP: 0.235, SLG: 0.283		x 0-0 E6 G5-4-3		x 0-0 F8 ②		x 0-0 1-3 2-H 1B ②			x 0-0 F7 ②	4	0	1	1	0	0	1
Hubie Brooks, R (1, 5) OBP: 0.364, SLG: 0.395		x 0-0 F2 ①		x 0-0 1-2 1B		SSS 0-3 K ③			x 0-0 F7 ③	4	0	1	0	0	1	2
Luis Rosado, R (1, 3)		x 0-0 G5-4-3 ②③ 1-2f		x 0-0 F3 ③			x 0-0 F7 ①			3	0	0	0	0	0	3
Bill Almon, R (1, 4) OBP: 0.238, SLG: 0.260			x 0-0 F9 ①		x 0-0 F7 ①		SSS 0-3 K ②			3	0	0	0	0	1	0
Pete Falcone, L (1, 1) OBP: 0.186, SLG: 0.146 Steve Henderson, R (7, PH) OBP: 0.368, SLG: 0.402 Scott Holman, R (7, 1)			SSS 0-3 K ②		x 0-0 6-3 ②		SSS 0-3 K ③			2 1 0	0 0 0	0 0 0	0 0 0	0 0 0	1 1 0	0 0 0
Inning Stats	R: 0 E: 0 K: 0 S: 3 H: 1 LOB: 1 BB: 1 P: 7	R: 0 E: 1 K: 0 S: 3 H: 0 LOB: 0 BB: 0 P: 3	R: 0 E: 0 K: 1 S: 5 H: 0 LOB: 0 BB: 0 P: 5	R: 1 E: 0 K: 0 S: 6 H: 3 LOB: 2 BB: 0 P: 6	R: 0 E: 0 K: 1 S: 5 H: 0 LOB: 0 BB: 0 P: 5	R: 1 E: 0 K: 1 S: 7 H: 3 LOB: 1 BB: 0 P: 7	R: 0 E: 0 K: 2 S: 7 H: 0 LOB: 0 BB: 0 P: 7	R: 0 E: 0 K: 0 S: 3 H: 0 LOB: 0 BB: 0 P: 3	R: 0 E: 0 K: 1 S: 5 H: 0 LOB: 0 BB: 0 P: 5	1B: 6 2B: 0 3B: 1 HR: 0	SF: 0 SAC: 0 DP: 1 HBP: 0						

PITCHER	IP	WLS	BF	H	R	ER	SO	BB	IBB	HBP	BLK	WP	HR	S	P	ERA	WHIP
John Martin, L (1, 1) ERA: 4.29	9.0	W	33	7	2	2	6	1	0	0	0	0	0	44	48	2.00	0.889

PITCHER	IP	WLS	BF	H	R	ER	SO	BB	IBB	HBP	BLK	WP	HR	S	P	ERA	WHIP

TOP

New York Mets @ St. Louis Cardinals

Busch Stadium, St. Louis, MO

Sun Oct 05 1980, 3:33 AM CDT

Att. 9,460 - Unknown

livebaseballscorecards.com

AB	32
R	2
H	7
RBI	2
BB	1
SO	6
LOB	10

WP: 0 PB: 0 SB: 1 CS: 1 PA: 33

BOTTOM

New York Mets @ St. Louis Cardinals

Busch Stadium, St. Louis, MO

Sun Oct 05 1980, 3:33 AM CDT

Att. 9,460 - Unknown

Batter	1	2	3	4	5	6	7	8	9	AB	R	H	RBI	BB	SO	LOB
Tom Herr, S (1, 4) OBP: 0.299, SLG: 0.347	6-3			6-3	1B	FC5 2-3f				4	0	1	1	0	0	3
Tito Landrum, R (1, 8) OBP: 0.306, SLG: 0.325	G3			K	1B 1-2		E6 F8			4	0	1	0	0	1	0
Keith Hernandez, L (1, 3) OBP: 0.408, SLG: 0.494	F7			1B 1B	G3		F8 1-2			4	1	1	0	0	0	3
Leon Durham, L (1, 7) OBP: 0.309, SLG: 0.426		K		1B 1-3		F5	F8			4	0	1	0	0	1	0
Ken Reitz, R (1, 5) OBP: 0.300, SLG: 0.379 Tye Waller, R (6, PR) OBP: 0.154, SLG: 0.083 (7, 5)		6-3		1-3 3-H	1B	2B WP		5-3		3 1	0 1	2 0	1 0	0 0	0 0	0 0
Steve Swisher, R (1, 2) OBP: 0.280, SLG: 0.292		6-3		K		WP 1-3		G6-4-3		4	0	2	0	0	1	2
Keith Smith, R (1, 9) OBP: 0.182, SLG: 0.161			1-3		F9	FC5 WP IBB		G6-4-3 1-2f		3	0	0	0	1	0	1
Mike Ramsey, S (1, 6) OBP: 0.279, SLG: 0.341			4-3		5-3 1B 2B	1-2 2-3 3-H IBB				2	1	1	0	1	0	0
John Martin, S (1, 1) OBP: 0.308, SLG: 0.273			K		5-3 2-3	K				3	0	0	0	0	2	4
Inning Stats	R: 0 E: 0 K: 0 S: 3 H: 0 LOB: 0 BB: 0 P: 3	R: 0 E: 0 K: 1 S: 5 H: 0 LOB: 0 BB: 0 P: 5	R: 0 E: 0 K: 1 S: 5 H: 0 LOB: 0 BB: 0 P: 5	R: 1 E: 0 K: 2 S: 10 H: 3 LOB: 2 BB: 0 P: 10	R: 1 E: 0 K: 0 S: 6 H: 3 LOB: 2 BB: 0 P: 6	R: 1 E: 0 K: 1 S: 7 H: 2 LOB: 3 BB: 2 P: 15	R: 0 E: 1 K: 0 S: 3 H: 0 LOB: 0 BB: 0 P: 3	R: 0 E: 0 K: 0 S: 3 H: 1 LOB: 0 BB: 0 P: 3		1B: 7 2B: 2 3B: 0 HR: 0 SF: 0 SAC: 0 DP: 1 HBP: 0						

livebaseballscorecards.com

AB	32
R	3
H	9
RBI	2
BB	2
SO	5
LOB	13

WP: 1 PA: 34
PB: 0
SB: 0
CS: 0

PITCHER		IP	WLS	BF	H	R	ER	SO	BB	IBB	HBP	BLK	WP	HR	S	P	ERA	WHIP
Pete Falcone, L ERA: 4.52	(1, 1)	6.0	L	28	8	3	3	5	0	2	0	0	1	0	36	44	4.50	1.333
Scott Holman, R ERA: 1.29	(7, 1)	2.0		6	1	0	0	0	0	0	0	0	0	0	6	6	0.00	0.500

PITCHER	IP	WLS	BF	H	R	ER	SO	BB	IBB	HBP	BLK	WP	HR	S	P	ERA	WHIP