

**New York Mets - 1981**

Batter	1	2	3	4	5	6	7	8	9	AB R H RBI BB SO LOB	TOP		
Mookie Wilson, S (1, 9) (8, 7)	0-0 1-3		0-0 FC4-2		0-3 K		0-0 FC4-6			4 0 0 0 0 1 4	<b>New York Mets @ Chicago Cubs</b> <b>Wrigley Field, Chicago, IL</b> Thu Apr 09 1981, 3:33 AM CST Att. 37,030 - Sunny - 58 F		
Frank Taveras, R (1, 6)	0-0 1-3		0-0 3-1		0-0 6-3		0-0 1-3			4 0 0 0 0 0 4			
Lee Mazzilli, S (1, 8) OBP: 0.250, SLG: 1.000	0-0 3-1			0-0 HR		0-0 P6		0-3 K		4 1 1 1 0 1 0			
Dave Kingman, R (1, 7) Joel Youngblood, R (8, 9)		0-3 K		0-3 K		4-0 BB		0-0 P4		3 0 0 0 1 2 0 0 0 0 0 0 0 0			
Rusty Staub, L (1, 3) Mike Jorgensen, L (8, 3)		0-0 L6		0-0 HR		4-0 BB		0-0 4-3		3 1 1 1 1 0 0 0 0 0 0 0 0 0			
Alex Trevino, R (1, 2)		4-0 BB		0-0 F8		0-0 BB		0-0 4-3		3 0 0 0 1 0 2			
Hubie Brooks, R (1, 5) OBP: 0.250, SLG: 0.250		0-0 4-3		0-0 4-3				0-0 L8		4 0 1 0 0 0 1			
Doug Flynn, R (1, 4) OBP: 0.667, SLG: 1.333			0-0 SH1-4		0-0 SH1-4		0-0 SH2-4		0-0 F6-3	3 0 2 0 0 0 0			
Pat Zachry, R (1, 1) Tom Hausman, R (6, 1) Mike Cubbage, L (7, PH) Neil Allen, R (7, 1)			0-0 SH1-4		0-0 SH1-4		4-0 IBB			0 0 0 0 0 0 0 0 0 0 0 0 0 0 0 0 0 0 1 0 0 0 0 0 0 0 0 0			
<b>Inning Stats</b>	R: 0 H: 0 E: 0 LOB: 0 K: 0 BB: 0 S: 3 P: 3	R: 0 H: 0 E: 0 LOB: 1 K: 1 BB: 1 S: 5 P: 9	R: 0 H: 1 E: 0 LOB: 1 K: 0 BB: 0 S: 4 P: 4	R: 2 H: 2 E: 0 LOB: 0 K: 1 BB: 0 S: 7 P: 7	R: 0 H: 1 E: 0 LOB: 1 K: 1 BB: 0 S: 6 P: 6	R: 0 H: 0 E: 0 LOB: 1 K: 0 BB: 2 S: 2 P: 10	R: 0 H: 1 E: 0 LOB: 2 K: 0 BB: 1 S: 4 P: 8	R: 0 H: 0 E: 0 LOB: 0 K: 1 BB: 0 S: 5 P: 5	R: 0 H: 0 E: 0 LOB: 0 K: 0 BB: 0 S: 3 P: 3	1B: 1 SF: 0 2B: 2 SAC: 3 3B: 0 DP: 1 HR: 2 HBP: 0		WP: 0 PA: 35 PB: 0 SB: 0 CS: 0	
<b>PITCHER</b>	IP WLS BF H R ER SO BB IBB HBP BLK WP HR S P ERA WHIP											<b>PITCHER</b>	IP WLS BF H R ER SO BB IBB HBP BLK WP HR S P ERA WHIP
Rick Reuschel, R (1, 1) ERA: 2.57	7.0 L 29 5 2 2 3 3 1 0 0 0 0 2 31 47 2.57 1.143												
Dick Tidrow, R (8, 1) ERA:	2.0 6 0 0 0 1 0 0 0 0 0 0 0 8 8 0.00 0.000												

livebaseballscores.com

AB	28
R	2
H	5
RBI	2
BB	4
SO	4
LOB	11



Batter	1	2	3	4	5	6	7	8	9	AB	R	H	RBI	BB	SO	LOB
Ivan De Jesus, R (1, 6) SS	0-3 K		0-0 F8		0-0 F9		0-0 F4-3			4	0	0	0	0	1	0
Joe Strain, R (1, 4) OBP: 0.750, SLG: 0.667	0-0 1B		4-0 FC6-4 BB		0-0 1B			0-0 5-3		3	0	2	0	1	0	0
Bill Buckner, L (1, 3)	0-0 F8		0-0 FC6-4 1-2f		0-0 6-3			0-0 F8		4	0	0	0	0	0	3
Steve Henderson, R (1, 7)	0-0 F4-3			0-0 5-3		4-0 G1-6-3 BB		0-3 K		3	0	0	0	1	1	1
Leon Durham, L (1, 9) OBP: 0.500, SLG: 0.333		4-0 CS BB		0-0 2B 1B		0-0 G1-6-3 1-2f		0-0 1-3		3	0	1	0	1	0	1
Ken Reitz, R (1, 5) OBP: 1.000, SLG: 2.333		0-0 1-2 3B		0-0 1-3 2B		4-0 PO 1B BB		0-0 F8 2B		3	0	3	0	1	0	0
Scot Thompson, L (1, 8) OBP: 0.250, SLG: 0.250		0-0 F4-3		0-0 P6		0-0 1-2 1B		0-0 F8 2-3		4	0	1	0	0	0	4
Tim Blackwell, S (1, 2)		0-0 F9		0-0 F4-3		0-0 PO 2-3	0-3 K	0-3 K		4	0	0	0	0	2	4
Rick Reuschel, R (1, 1)			0-0 F8		0-0 5-3		0-0 L7			2	0	0	0	0	0	0
Jim Tracy, L (7, PH)										1	0	0	0	0	0	0
Dick Tidrow, R (8, 1)										0	0	0	0	0	0	0

Inning Stats	R: 0	H: 1	E: 0	K: 1	S: 6	LOB: 1	BB: 0	P: 6	R: 0	H: 1	E: 0	K: 0	S: 3	LOB: 1	BB: 1	P: 7	R: 0	H: 0	E: 0	K: 0	S: 3	LOB: 1	BB: 1	P: 7	R: 0	H: 2	E: 0	K: 0	S: 5	LOB: 2	BB: 0	P: 5	R: 0	H: 1	E: 0	K: 0	S: 4	LOB: 1	BB: 0	P: 4	R: 0	H: 1	E: 0	K: 0	S: 2	LOB: 1	BB: 2	P: 10	R: 0	H: 0	E: 0	K: 1	S: 5	LOB: 0	BB: 0	P: 5	R: 0	H: 0	E: 0	K: 1	S: 5	LOB: 0	BB: 0	P: 5	R: 0	H: 1	E: 0	K: 1	S: 6	LOB: 1	BB: 0	P: 6	1B: 4	2B: 2	3B: 1	HR: 0	SF: 0	SAC: 0	DP: 1	HBP: 0	WP: 0	PA: 36
PITCHER	IP	WLS	BF	H	R	ER	SO	BB	IBB	HBP	BLK	WP	HR	S	P	ERA	WHIP																																																																	
Pat Zachry, R (1, 1) ERA:	5.2	W	25	6	0	0	1	4	0	0	0	0	0	23	39	0.00	1.765																																																																	
Tom Hausman, R (6, 1) ERA:	0.1		0	0	0	0	0	0	0	0	0	0	0	0	0	0.00	0.000																																																																	
Neil Allen, R (7, 1) ERA:	3.0	S	10	1	0	0	3	0	0	0	0	0	0	16	16	0.00	0.333																																																																	

BOTTOM

New York Mets @ Chicago Cubs  
Wrigley Field, Chicago, IL  
Thu Apr 09 1981, 3:33 AM CST  
Att: 37,030 - Sunny - 58 F

livebaseballscorecards.com

AB	31
R	0
H	7
RBI	0
BB	4
SO	4
LOB	13



Batter	1	2	3	4	5	6	7	8	9	AB R H RBI BB SO LOB	TOP						
Mookie Wilson, S (1, 9) OBP: 0.222, SLG: 0.222	0-0 CS 1B		0-0 1-3		0-0 S 1B			0-0 4-3	0-0 4-3	5 0 2 0 0 0 3							
Frank Taveras, R (1, 6)	0-0 F5 1-2			0-0 B1-3	0-0 F2			0-0 F7		4 0 0 0 0 0 3							
Lee Mazzilli, S (1, 8) OBP: 0.250, SLG: 0.571	0-0 4-3			0-0 F9	0-3 K			4-0 E BB		3 0 0 0 1 1 2							
Dave Kingman, R (1, 7)		0-0 6-3		4-0 1B BB		4-0 G6-3 BB		0-0 E4		2 0 0 0 2 0 1							
Rusty Staub, L (1, 3) OBP: 0.375, SLG: 0.714 Jeff Reardon, R (8, 1)		0-0 4-3		0-0 1-2 1B		0-0 G6-3		0-3 K		4 0 1 0 0 1 3 0 0 0 0 0 0 0							
Hubie Brooks, R (1, 5) OBP: 0.250, SLG: 0.250		0-0 F9		0-0 F9		0-3 K			0-0 SH1-4 1B	4 0 1 0 0 1 2							
Alex Trevino, R (1, 2) OBP: 0.625, SLG: 0.500			0-0 S 1B		0-0 2B 1B		4-0 G3-6-3 BB		0-0 SH1-4 1B	3 1 3 0 1 0 0							
Doug Flynn, R (1, 4) OBP: 0.500, SLG: 1.000			0-0 F1-3		0-0 SH2-4 2B		0-3 K		0-0 SH1-4	3 0 1 1 0 1 2							
Randy Jones, R (1, 1) Mike Cabbage, L (7, PH) Tom Hausman, R (7, 1) Mike Jorgensen, L (8, 3)			0-3 K		0-0 SH2-4		0-0 G3-6-3		0-3 K	1 0 0 0 0 1 1 1 0 0 0 0 0 1 0 0 0 0 0 0 0 1 0 0 0 0 1 2							
<b>Inning Stats</b>	R: 0 H: 1 E: 0 LOB: 0 K: 0 BB: 0 S: 3 P: 3	R: 0 H: 0 E: 0 LOB: 0 K: 0 BB: 0 S: 3 P: 3	R: 0 H: 1 E: 0 LOB: 1 K: 1 BB: 0 S: 6 P: 6	R: 0 H: 1 E: 0 LOB: 2 K: 0 BB: 1 S: 4 P: 8	R: 1 H: 3 E: 0 LOB: 2 K: 1 BB: 0 S: 8 P: 8	R: 0 H: 0 E: 0 LOB: 0 K: 1 BB: 1 S: 4 P: 8	R: 0 H: 0 E: 0 LOB: 0 K: 1 BB: 1 S: 4 P: 8	R: 0 H: 0 E: 1 LOB: 2 K: 1 BB: 1 S: 6 P: 10	R: 0 H: 2 E: 0 LOB: 2 K: 1 BB: 0 S: 7 P: 7	1B: 7 SF: 0 2B: 1 SAC: 2 3B: 0 DP: 2 HR: 0 HBP: 0	WP: 0 PA: 37 PB: 0 SB: 2 CS: 1						
<b>PITCHER</b>	IP WLS BF H R ER SO BB IBB HBP BLK WP HR S P ERA WHIP																
Lynn McGlothen, R (1, 1) ERA: 1.8	5.0	22	6	1	1	2	2	0	0	0	0	0	0	24	32	1.80	1.600
Bill Caudill, R (6, 1) ERA:	2.2	8	0	0	0	2	2	0	0	0	0	0	0	10	18	0.00	0.750
Dick Tidrow, R (8, 1) ERA:	1.1	W 7	2	0	0	2	0	0	0	0	0	0	0	11	11	0.00	1.500

**New York Mets @ Chicago Cubs**  
**Wrigley Field, Chicago, IL**  
 Sat Apr 11 1981, 3:33 AM CST  
 Att. 12,114 - Unknown - 53 F

<b>AB</b>	<b>31</b>
<b>R</b>	<b>1</b>
<b>H</b>	<b>8</b>
<b>RBI</b>	<b>1</b>
<b>BB</b>	<b>4</b>
<b>SO</b>	<b>6</b>
<b>LOB</b>	<b>20</b>



WP: 0	PA: 37
PB: 0	
SB: 2	
CS: 1	

ERA	WHIP

livebaseballscorecards.com

Batter	1	2	3	4	5	6	7	8	9	AB	R	H	RBI	BB	SO	LOB
Ivan De Jesus, R OBP: 0.375, SLG: 0.375 (1, 6)	0-0 E S F4-3 1B		0-0 6-3			0-0 FC2-6 1B		0-0 S 3B 1B		4	2	3	0	0	0	0
Joe Strain, R OBP: 0.500, SLG: 0.333 (1, 4)	0-0 F9		4-0 BB			0-0 FC2-6 F4-6-3 1-2f		0-0 L5 1-2		3	0	0	0	1	0	3
Bill Buckner, L (1, 3)	0-0 F4-3 1-H		0-0 F7			0-0 F4-6-3 1-2		4-0 3B IBB		3	1	0	1	1	0	2
Steve Henderson, R OBP: 0.625, SLG: 0.833 (1, 7)	4-0 BB			0-0 CS 1B			0-0 E5 BLK 1B	0-0 1-H 2-H 3B		3	0	3	2	1	0	0
Leon Durham, L OBP: 0.375, SLG: 0.167 (1, 9)	0-0 F9			0-0 P6 1-2			0-0 F4-3 2-3	4-0 IBB		3	0	0	0	1	0	3
Ken Reitz, R OBP: 0.500, SLG: 1.000 (1, 5)		0-0 F7		0-0 1-3			0-0 6-3	0-0 F4 3		4	0	0	0	0	0	3
Scot Thompson, L OBP: 0.286, SLG: 0.167 (1, 8)		0-0 F4-3			0-0 G3		4-0 S IBB			2	0	0	0	1	0	0
Tim Blackwell, S Dick Tidrow, R (8, 1)		0-3 K2-3			0-0 5-3		0-0 6-3 1-2			3	0	0	0	0	1	2
Lynn McGlothen, L Bill Caudill, R Barry Foote, R (8, 2)			0-0 G3		0-0 F4-3			0-0 F4-3		0	0	0	0	0	0	0
										1	0	0	0	0	0	0

Inning Stats	R: 1	H: 1	E: 0	K: 0	S: 4	LOB: 1	BB: 1	P: 8	R: 0	H: 0	E: 0	K: 1	S: 5	LOB: 0	BB: 0	P: 5	R: 0	H: 1	E: 0	K: 0	S: 3	LOB: 0	BB: 0	P: 3	R: 0	H: 0	E: 0	K: 0	S: 3	LOB: 0	BB: 0	P: 3	R: 0	H: 1	E: 0	K: 0	S: 3	LOB: 0	BB: 0	P: 3	R: 0	H: 1	E: 1	K: 0	S: 4	LOB: 2	BB: 1	P: 8	R: 2	H: 2	E: 0	K: 0	S: 5	LOB: 2	BB: 2	P: 13
--------------	------	------	------	------	------	--------	-------	------	------	------	------	------	------	--------	-------	------	------	------	------	------	------	--------	-------	------	------	------	------	------	------	--------	-------	------	------	------	------	------	------	--------	-------	------	------	------	------	------	------	--------	-------	------	------	------	------	------	------	--------	-------	-------


PITCHER	IP	WLS	BF	H	R	ER	SO	BB	IBB	HBP	BLK	WP	HR	S	P	ERA	WHIP
Randy Jones, L ERA: 27.0 (1, 1)	6.0		21	3	1	0	1	2	0	0	0	0	0	21	29	0.00	0.833
Tom Hausman, R ERA: 4.5 (7, 1)	1.2	L	8	2	1	1	0	0	1	0	1	0	0	7	11	5.40	1.200
Jeff Reardon, R ERA: 27.0 (8, 1)	0.1		4	1	1	1	0	0	2	0	0	0	0	2	10	27.00	3.000

**BOTTOM**

**New York Mets @ Chicago Cubs**  
 Wrigley Field, Chicago, IL  
 Sat Apr 11 1981, 3:33 AM CST  
 Att. 12,114 - Unknown - 53 F

AB	28
R	3
H	6
RBI	3
BB	5
SO	1
LOB	13

livebaseballscorecards.com



WP: 0	PA: 33
PB: 0	
SB: 3	
CS: 1	

Batter	1	2	3	4	5	6	7	8	9	AB R H RBI BB SO LOB	TOP											
Mookie Wilson, S OBP: 0.154, SLG: 0.154 (1, 9) (8, 7)	0-0 5-3		0-3 K		0-0 6-3			0-0 L7		4 0 0 0 0 1 0												
Frank Taveras, R (1, 6) BB BB	4-0 BB BB		0-3 K			0-0 B2		0-3 K		3 0 0 0 1 2 0												
Lee Mazzilli, S OBP: 0.333, SLG: 0.444 (1, 8) X	0-0 P4			4-0 1B BB		0-0 L7		4-0 S 1B BB		2 1 0 0 2 0 1												
Dave Kingman, R OBP: 0.500, SLG: 0.143 Jeff Reardon, R Neil Allen, R	4-0 BB BB BB 1-2 BB			0-0 P5		4-0 BB BB BB BB BB		0-0 WP 1B		2 0 1 1 2 0 1 0 0 0 0 0 0 0 0 0 0 0 0 0 0												
Rusty Staub, L OBP: 0.273, SLG: 0.500 Joel Youngblood, R	0-0 F9			0-0 F8		0-0 1-3		0-0 F7		3 0 0 0 0 0 4 1 0 0 0 0 0 1												
Hubie Brooks, R OBP: 0.417, SLG: 0.583 (1, 5)		0-0 5-3		0-0 1-3 1B		0-0 CS 1B		0-0 SF8 3B		4 1 3 0 0 0 0												
Alex Trevino, R OBP: 0.417, SLG: 0.300 (1, 2)		0-0 5-3		0-0 5-3		0-0 P1		0-0 L3		4 0 0 0 0 0 4												
Doug Flynn, R OBP: 0.444, SLG: 0.778 Mike Cubbage, L Wally Backman, S		0-0 F9			0-0 F5-3		0-0 1-2 1B		0-0 SF8	3 0 1 0 0 0 0 0 0 0 1 0 0 0 0 0 0 0 0 0 0												
Tim Leary, R Pete Falcone, L Mike Jorgensen, L			0-0 5-3		0-3 K		0-0 1-3		0-3 K	1 0 0 0 0 0 0 2 0 0 0 0 1 1 1 0 0 0 0 1 0												
<b>Inning Stats</b>	R: 0 E: 0 K: 0 S: 3	H: 0 LOB: 2 BB: 2 P: 11	R: 0 E: 0 K: 0 S: 3	H: 0 LOB: 0 BB: 0 P: 3	R: 0 E: 0 K: 2 S: 7	H: 0 LOB: 0 BB: 0 P: 7	R: 0 E: 0 K: 0 S: 4	H: 1 LOB: 2 BB: 1 P: 8	R: 0 E: 0 K: 1 S: 5	H: 0 LOB: 0 BB: 0 P: 5	R: 0 E: 0 K: 0 S: 3	H: 0 LOB: 1 BB: 1 P: 7	R: 0 E: 0 K: 0 S: 4	H: 2 LOB: 1 BB: 0 P: 4	R: 1 E: 0 K: 1 S: 6	H: 1 LOB: 1 BB: 1 P: 10	R: 1 E: 0 K: 1 S: 6	H: 1 LOB: 0 BB: 0 P: 6	1B: 4 2B: 0 3B: 1 HR: 0	SF: 1 SAC: 0 DP: 0 HBP: 0	WP: 1 PB: 0 SB: 1 CS: 1	PA: 36
<b>PITCHER</b>	IP WLS BF H R ER SO BB IBB HBP BLK WP HR S P ERA WHIP																					
Ken Kravec, L ERA: 9.00	(1, 1) 5.0 0 19 1 0 0 3 3 0 0 0 0 0 0 22 34 0.00 0.800																					
Lee Smith, R ERA: 3.38	(6, 1) 2.2 0 12 3 1 1 1 2 0 0 0 0 0 0 12 20 3.38 1.875																					
Doug Capilla, L ERA: 9.00	(8, 1) 0.1 0 1 0 0 0 0 0 0 0 0 0 1 0 1 1 0.00 0.000																					
Rawly Eastwick, R ERA: 9.00	(9, 1) 1.0 L 4 1 1 1 1 1 0 0 0 0 0 0 0 6 6 9.00 1.000																					

New York Mets @ Chicago Cubs  
Wrigley Field, Chicago, IL  
Sun Apr 12 1981, 3:33 AM CST  
Att: 7,475 - Unknown - 47 F

livebaseballscores.com

AB	30
R	2
H	5
RBI	2
BB	5
SO	5
LOB	12



Batter	1	2	3	4	5	6	7	8	9	AB	R	H	RBI	BB	SO	LOB
Ivan De Jesus, R OBP: 0.273, SLG: 0.273 (1, 6)	0-3 K ①		0-0 F9 ③			0-0 6-3 ③		0-0 SH5-4 ① 1-2 2-3		3	0	0	0	0	1	0
Joe Strain, R OBP: 0.455, SLG: 0.333 (1, 4) Jim Tracy, L (8, PH) Rawly Eastwick, R (9, 1)	0-3 K ②			0-0 5-3 ①			0-0 G3 1B 1B	4-0 BB BB BB BB		3	0	1	0	0	1	0
Bill Buckner, L OBP: 0.167, SLG: 0.091 (1, 3)	0-0 6-3 ③			0-0 F4-3 ②			0-0 G3 1-2 1B	0-0 F5 ②		4	0	1	0	0	0	3
Steve Henderson, R OBP: 0.500, SLG: 0.556 (1, 7)		0-0 L9 ①		0-0 6-3 ③			0-3 K ① BB BB BB	4-0 BB BB BB BB 1-2 2-3 3-H BB ③		3	0	0	1	1	1	2
Leon Durham, L OBP: 0.250, SLG: 0.100 (1, 9)		0-3 K ②			0-3 K ①		0-0 G3 1-2 2-3	0-0 P6 ③		4	0	0	0	0	2	5
Ken Reitz, R OBP: 0.583, SLG: 0.889 (1, 5)		4-0 WP BB			0-0 L3 1B		4-0 IBB		0-0 L5 ①	2	0	1	0	2	0	0
Scot Thompson, L OBP: 0.222, SLG: 0.125 (1, 8) Jerry Morales, R OBP: 0.500, SLG: 0.500 (7, PH) (8, 8)		0-0 F7 ③ 1-2			0-0 L3 ② ③ 1-2		0-0 5-3 ③		0-0 FC5-4 1B	2	0	0	0	0	0	2
Tim Blackwell, S (1, 2) Steve Dillard, R (9, PR)			0-3 K ①			0-3 K ①		4-0 SH5-4 BB BB BB	0-0 FC5-4 ② 1-2f	3	1	0	0	1	2	1
Ken Kravec, L (1, 1) Lee Smith, R (6, 1) Doug Capilla, L (8, PH) Mike Tyson, R (8, 4) Barry Foote, R (9, PH)			0-3 K ②			0-3 K ②		4-0 BB SH5-4 BB 1-2	0-0 F2 ③	1	0	0	0	0	1	0

Inning Stats	R: 0	H: 0	E: 0	K: 2	S: 7	H: 0	LOB: 0	BB: 0	P: 7	R: 0	H: 0	E: 0	K: 2	S: 7	H: 0	LOB: 0	BB: 0	P: 7	R: 0	H: 1	E: 0	K: 1	S: 5	H: 0	LOB: 0	BB: 0	P: 5	R: 0	H: 2	E: 0	K: 1	S: 7	H: 0	LOB: 3	BB: 1	P: 11	R: 1	H: 0	E: 0	K: 0	S: 3	H: 0	LOB: 3	BB: 4	P: 19	R: 0	H: 1	E: 0	K: 0	S: 4	H: 1	LOB: 1	BB: 0	P: 4	1B: 4	2B: 1	3B: 0	HR: 0	SF: 0	SAC: 1	DP: 1	HBP: 0	WP: 1	PA: 36
--------------	------	------	------	------	------	------	--------	-------	------	------	------	------	------	------	------	--------	-------	------	------	------	------	------	------	------	--------	-------	------	------	------	------	------	------	------	--------	-------	-------	------	------	------	------	------	------	--------	-------	-------	------	------	------	------	------	------	--------	-------	------	-------	-------	-------	-------	-------	--------	-------	--------	-------	--------


PITCHER	IP	WLS	BF	H	R	ER	SO	BB	IBB	HBP	BLK	WP	HR	S	P	ERA	WHIP
Tim Leary, R ERA:	(1, 1)	2.0	7	0	0	0	3	1	0	0	0	1	0	12	16	0.00	0.500
Pete Falcone, L ERA:	(3, 1)	5.0	18	3	0	0	6	0	1	0	0	0	0	29	33	0.00	0.600
Jeff Reardon, R ERA: 54.0	(8, 1)	0.0	2	0	1	1	0	2	0	0	0	0	0	8	8	∞	∞
Neil Allen, R ERA:	(8, 1)	2.0	9	1	0	0	0	2	0	0	0	0	0	7	15	0.00	1.500

**BOTTOM**

**New York Mets @ Chicago Cubs**  
Wrigley Field, Chicago, IL  
Sun Apr 12 1981, 3:33 AM CST  
Att. 7,475 - Unknown - 47 F

livebaseballscorecards.com

<b>AB</b>	<b>29</b>
<b>R</b>	<b>1</b>
<b>H</b>	<b>4</b>
<b>RBI</b>	<b>1</b>
<b>BB</b>	<b>6</b>
<b>SO</b>	<b>9</b>
<b>LOB</b>	<b>17</b>



Batter	1	2	3	4	5	6	7	8	9	AB R H RBI BB SO LOB	TOP		
Garry Templeton, S (1, 6) OBP: 0.538, SLG: 1.000	0-3 K		0-0 2B		0-0 1B			4-0 FC4-6 BB		3 2 2 1 1 1 0			
Ken Oberkfell, L (1, 5) OBP: 0.182, SLG: 0.182	0-0 1B		0-0 F2		0-0 F9			0-0 6-3		4 0 1 0 0 0 3			
Keith Hernandez, L (1, 3) OBP: 0.333, SLG: 0.500	0-3 K		0-0 2B					0-0 E6 FC4-6		4 0 1 1 0 1 2			
George Hendrick, R (1, 9) OBP: 0.333, SLG: 0.200	0-0 5-3		0-0 F4					0-0 FC4-6		3 0 0 1 1 0 2			
Darrell Porter, L (1, 2) OBP: 0.333, SLG: 0.300		4-0 BB		0-0 F8				0-0 P6		2 0 0 0 2 0 1			
Sixto Lezcano, R (1, 7) OBP: 0.182, SLG: 0.273		0-0 F8		0-0 1-3				0-0 6-3		4 0 0 0 0 0 3			
Tony Scott, S (1, 8) OBP: 0.182, SLG: 0.545		0-3 K		0-0 5-3				0-3 K		4 0 0 0 0 3 1			
Tom Herr, S (1, 4)		0-3 K		0-0 F8				0-0 1-3		4 0 0 0 0 1 1			
Silvio Martinez, R (1, 1) OBP: 0.500, SLG: 1.000 Steve Braun, L (7, PH) OBP: 0.500, SLG: 1.000 Jim Otten, R (7, 1)			0-0 2B		0-3 K			0-0 B1		2 1 1 0 0 1 0 1 0 0 0 0 0 0 0 0 0 0 0 0 0			
<b>Inning Stats</b>	R: 0 H: 1 E: 0 LOB: 1 K: 2 BB: 0 S: 8 P: 8	R: 0 H: 0 E: 0 LOB: 1 K: 2 BB: 1 S: 7 P: 11	R: 2 H: 3 E: 0 LOB: 0 K: 0 BB: 0 S: 5 P: 5	R: 0 H: 0 E: 0 LOB: 0 K: 0 BB: 0 S: 3 P: 3	R: 0 H: 1 E: 0 LOB: 1 K: 1 BB: 0 S: 6 P: 6	R: 0 H: 0 E: 0 LOB: 1 K: 0 BB: 2 S: 2 P: 10	R: 0 H: 0 E: 0 LOB: 0 K: 1 BB: 0 S: 5 P: 5	R: 1 H: 0 E: 1 LOB: 1 K: 0 BB: 1 S: 4 P: 8	R: 0 H: 0 E: 0 LOB: 0 K: 1 BB: 0 S: 5 P: 5	1B: 2 SF: 0 2B: 3 SAC: 0 3B: 0 DP: 1 HR: 0 HBP: 0	WP: 0 PA: 35 PB: 0 SB: 0 CS: 0		
<b>PITCHER</b>	IP WLS BF H R ER SO BB IBB HBP BLK WP HR S P ERA WHIP											<b>PITCHER</b>	IP WLS BF H R ER SO BB IBB HBP BLK WP HR S P ERA WHIP
Pat Zachry, R (1, 1) ERA: 1.64	5.1 W 23 5 2 2 5 3 0 0 0 0 0 0 30 42 3.38 1.500												
Tom Hausman, R (6, 1) ERA: 3.38	0.2 1 0 0 0 0 0 0 0 0 0 0 0 1 1 0.00 0.000												
Neil Allen, R (7, 1) ERA:	3.0 S 11 0 1 0 2 1 0 0 0 0 0 0 14 18 0.00 0.333												

St. Louis Cardinals @ New York Mets  
 Shea Stadium, Flushing, NY  
 Wed Apr 15 1981, 3:33 AM EST  
 Att. 15,205 - Sunny - 45 F

livebaseballscorecards.com

AB	31
R	3
H	5
RBI	3
BB	4
SO	7
LOB	13





**BOTTOM**

**St. Louis Cardinals @ New York Mets**  
 Shea Stadium, Flushing, NY  
 Wed Apr 15 1981, 3:33 AM EST  
 Att. 15,205 - Sunny - 45 F

livebaseballscorecards.com

<b>AB</b>	<b>27</b>
<b>R</b>	<b>5</b>
<b>H</b>	<b>5</b>
<b>RBI</b>	<b>4</b>
<b>BB</b>	<b>8</b>
<b>SO</b>	<b>6</b>
<b>LOB</b>	<b>22</b>



WP: 0	PA: 37
PB: 0	SB: 1
CS: 0	

AB R H RBI BB SO LOB

5	0	2	2	0	0	2
4	0	0	0	0	0	2
1	0	0	0	3	0	0
3	0	0	0	1	2	3
0	0	0	0	0	0	0
2	1	1	0	2	0	1
0	0	0	0	0	0	0
4	1	0	0	0	2	8
3	1	0	0	1	0	4
4	2	2	2	0	1	1
0	0	0	0	1	0	0
0	0	0	0	0	0	0
1	0	0	0	0	1	1
0	0	0	0	0	0	0

1B: 4	SF: 0
2B: 1	SAC: 2
3B: 1	DP: 2
HR: 0	HBP: 0

WP	HR	S	P	ERA	WHIP
0	0	0	0	0.00	1.000

Batter	1	2	3	4	5	6	7	8	9
Mookie Wilson, S OBP: 0.222, SLG: 0.333 (1, 9) (8, 7)	0-0 5-3	0-0 3B		0-0 G6-3		0-0 E9		0-0 G3	
Frank Taveras, R (1, 6)	0-0 L6	0-0 4-3			0-0 6-3	0-0 F9			
Lee Mazzilli, S OBP: 0.438, SLG: 0.400 (1, 8)	0-0 4-3		4-0 BB		4-0 BB		4-0 BB		
Dave Kingman, R OBP: 0.438, SLG: 0.100 Mike Jorgensen, L (1, 7) (8, 3)		4-0 1B	0-3 K		0-0 6-3		0-3 K		
Rusty Staub, L OBP: 0.400, SLG: 0.500 Joel Youngblood, R (1, 3) (7, PR) (8, 9)		0-0 E9	4-0 BB		4-0 IBB		0-0 E5		
Hubie Brooks, R OBP: 0.313, SLG: 0.438 (1, 5)		0-0 FC3-2-5	0-3 K		0-0 F9		0-3 K2-4-2-5-2		
Alex Trevino, R OBP: 0.375, SLG: 0.231 (1, 2)		0-0 E4	0-0 P4			0-0 F9		4-0 BB	
Doug Flynn, R OBP: 0.462, SLG: 0.692 (1, 4)		0-0 SH5-3		0-0 F4-3		0-0 E		0-3 K	
Pat Zachry, R Tom Hausman, R Mike Cabbage, L Neil Allen, R (1, 1) (6, 1) (6, PH) (7, 1)		0-0 SH5-3		4-0 G6-3		0-3 K		0-0 SH3-4	

Inning Stats	R: 0	H: 0	E: 0	K: 0	S: 3	R: 4	H: 3	E: 2	K: 0	S: 7	R: 0	H: 0	E: 0	K: 2	S: 7	R: 0	H: 0	E: 0	K: 0	S: 2	R: 0	H: 0	E: 0	K: 0	S: 3	R: 1	H: 2	E: 1	K: 1	S: 7	R: 0	H: 0	E: 1	K: 2	S: 7	R: 0	H: 0	E: 0	K: 1	S: 5
--------------	------	------	------	------	------	------	------	------	------	------	------	------	------	------	------	------	------	------	------	------	------	------	------	------	------	------	------	------	------	------	------	------	------	------	------	------	------	------	------	------

PITCHER	IP	WLS	BF	H	R	ER	SO	BB	IBB	HBP	BLK	WP	HR	S	P	ERA	WHIP
Silvio Martinez, R ERA: 1.5 Jim Otten, R ERA:	(1, 1) (7, 1)	6.0 2.0	L 8	29 0	5 0	5 0	3 3	5 2	1 0	0 0	0 0	0 0	0 0	29 12	53 20	1.50 0.00	1.667 1.000

Batter	1	2	3	4	5	6	7	8	9	AB R H RBI BB SO LOB	TOP											
Garry Templeton, S (1, 6) OBP: 0.389, SLG: 0.706	0-3 K	0-0 F6		0-0 F8		0-3 K		0-0 F8		5 0 0 0 0 2 6												
Ken Oberkfell, L (1, 5) OBP: 0.188, SLG: 0.133	0-0 L7		0-0 F7		4-0 HR BB		0-0 6-3		0-0 F4-3	4 1 0 0 1 0 0												
Keith Hernandez, L (1, 3) OBP: 0.412, SLG: 0.706	0-0 1B		0-0 F4-3		0-0 HR		0-0 F8		0-0 HR 1B	5 2 3 2 0 0 0												
George Hendrick, R (1, 9) OBP: 0.353, SLG: 0.429	0-0 F8		0-3 K		0-3 K		4-0 BB BB		0-0 HR 1B	4 1 1 2 1 2 1												
Darrell Porter, L (1, 2) OBP: 0.412, SLG: 0.538		0-0 L9		0-0 HR		4-0 BB		4-0 BB	0-3 K	3 1 1 1 2 1 0												
Sixto Lezcano, R (1, 7) OBP: 0.188, SLG: 0.375		0-0 E6 2B		0-0 FC4-2 3B		0-0 1-3		0-0 F8	0-0 5-3	5 0 1 0 0 0 3												
Tony Scott, S (1, 8) OBP: 0.267, SLG: 0.600		0-0 2B		0-0 FC4-2 1B SH1-4		0-0 F7		0-0 CS 1B		4 0 2 0 0 0 2												
Tom Herr, S (1, 4) OBP: 0.200, SLG: 0.154		0-0 1B		0-0 SH1-4 1B		0-3 K		4-0 BB		3 0 2 0 1 1 0												
Andy Rincon, R (1, 1) Bruce Sutter, R (7, 1)		0-3 K		0-0 SH1-4		0-3 K		0-0 P1		2 0 0 0 0 2 3 1 0 0 0 0 0 1												
<b>Inning Stats</b>	R: 0 E: 0 K: 1 S: 6	H: 1 LOB: 1 BB: 0 P: 6	R: 0 E: 1 K: 1 S: 8	H: 2 LOB: 3 BB: 0 P: 8	R: 0 E: 0 K: 1 S: 5	H: 0 LOB: 0 BB: 0 P: 5	R: 1 E: 0 K: 0 S: 6	H: 3 LOB: 2 BB: 0 P: 6	R: 2 E: 0 K: 1 S: 6	H: 1 LOB: 1 BB: 2 P: 14	R: 0 E: 0 K: 3 S: 9	H: 0 LOB: 0 BB: 0 P: 9	R: 0 E: 0 K: 0 S: 3	H: 0 LOB: 2 BB: 2 P: 11	R: 0 E: 0 K: 0 S: 3	H: 1 LOB: 1 BB: 1 P: 7	R: 2 E: 0 K: 1 S: 7	H: 2 LOB: 0 BB: 0 P: 7	1B: 5 2B: 1 3B: 1 HR: 3	SF: 0 SAC: 1 DP: 0 HBP: 0	WP: 0 PB: 0 SB: 1 CS: 1	PA: 42
<b>PITCHER</b>	IP WLS BF H R ER SO BB IBB HBP BLK WP HR S P ERA WHIP																					
Mike Scott, R (1, 1) ERA: 5.4	5.0 L 25 7 3 3 4 2 0 0 0 0 0 2 31 39 5.40 1.800																					
Pete Falcone, L (6, 1) ERA:	2.0 8 0 0 0 3 2 0 0 0 0 0 0 12 20 0.00 1.000																					
Jeff Reardon, R (8, 1) ERA: 15.43	2.0 9 3 2 2 1 1 0 0 0 0 0 1 10 14 9.00 2.000																					

St. Louis Cardinals @ New York Mets  
 Shea Stadium, Flushing, NY  
 Thu Apr 16 1981, 3:33 AM EST  
 Att. 10,921 - Sunny - 59 F

livebaseballscorecards.com

AB	36
R	5
H	10
RBI	5
BB	5
SO	8
LOB	16





Batter	1	2	3	4	5	6	7	8	9	AB R H RBI BB SO LOB	TOP											
Tim Raines, S OBP: 0.500, SLG: 0.478 (1, 7) X	0-0 L3		0-3 K			0-0 E 1B 1-3 1B	0-0 F4-3		0-0 F8	5 0 1 0 0 1 3												
Rodney Scott, S OBP: 0.167, SLG: 0.048 (1, 4) S S	0-3 K			0-0 1-3		0-3 K		0-0 F8		4 0 0 0 0 2 2												
Andre Dawson, R OBP: 0.577, SLG: 0.864 (1, 8) X	0-0 P6			0-0 S 1B		0-0 E 1B		0-0 HR		4 2 3 2 0 0 0												
Ellis Valentine, R OBP: 0.115, SLG: 0.083 (1, 9) X		0-0 5-3		0-0 F8		0-0 P6		0-0 G3		0 0 0 0 0 0 0												
Gary Carter, R OBP: 0.462, SLG: 0.522 (1, 2) X		0-0 5-3		0-0 CS 1B		0-0 5-3		0-0 2B 1B		4 0 2 1 0 0 2												
Larry Parrish, R OBP: 0.269, SLG: 0.308 (1, 5) S S		0-3 K		0-0 CS 1-2		0-0 5-3		0-0 2B		4 0 1 0 0 1 0												
Warren Cromartie, L OBP: 0.333, SLG: 0.364 (1, 3) X			0-0 G3		0-0 F4-3		0-0 6-3		0-3 K	4 0 0 0 0 1 0												
Chris Speier, R OBP: 0.174, SLG: 0.182 (1, 6) X			0-0 E7 S		0-0 F8		0-0 1B 1B		0-0 6-3	4 1 1 0 0 0 0												
Ray Burris, R OBP: 0.500, SLG: 0.500 Bill Lee, L OBP: 1.000, SLG: 1.000 Elias Sosa, R OBP: 1.000, SLG: 1.000 Woodie Fryman, R (9, 1) X		0-0 F7		0-0 3-H		0-0 1B 1B		0-0 1B		2 1 1 0 0 0 0 1 0 1 0 0 0 0 1 0 1 0 0 0 0 0 0 0 0 0 0 0												
<b>Inning Stats</b>	R: 0 E: 0 K: 1 S: 5	H: 0 LOB: 0 BB: 0 P: 5	R: 0 E: 0 K: 1 S: 5	H: 0 LOB: 0 BB: 0 P: 5	R: 1 E: 1 K: 1 S: 6	H: 0 LOB: 0 BB: 0 P: 6	R: 1 E: 0 K: 0 S: 4	H: 2 LOB: 0 BB: 0 P: 4	R: 0 E: 0 K: 0 S: 3	H: 0 LOB: 0 BB: 0 P: 3	R: 1 E: 1 K: 1 S: 8	H: 3 LOB: 2 BB: 0 P: 8	R: 0 E: 0 K: 0 S: 5	H: 2 LOB: 2 BB: 0 P: 5	R: 1 E: 0 K: 0 S: 5	H: 3 LOB: 2 BB: 0 P: 5	R: 0 E: 0 K: 1 S: 6	H: 1 LOB: 1 BB: 0 P: 6	1B: 9 2B: 1 3B: 0 HR: 1	SF: 0 SAC: 0 DP: 0 HBP: 0	WP: 0 PB: 0 SB: 2 CS: 1	PA: 38
<b>PITCHER</b>	IP WLS BF H R ER SO BB IBB HBP BLK WP HR S P ERA WHIP																					
Craig Swan, R ERA: 3.38 (1, 1)	5.1 L 20 4 3 2 4 0 0 0 0 0 0 0 28 28 3.38 0.750																					
Dyar Miller, R ERA: (6, 1)	0.2 3 1 0 0 0 0 0 0 0 0 0 0 3 3 0.00 1.500																					
Tom Hausman, R ERA: 3.86 (7, 1)	2.0 10 5 1 1 0 0 0 0 0 0 0 1 10 10 4.50 2.500																					
Neil Allen, R ERA: (9, 1)	1.0 4 1 0 0 1 0 0 0 0 0 0 0 6 6 0.00 1.000																					

**Montreal Expos @ New York Mets**  
 Shea Stadium, Flushing, NY  
 Sun Apr 19 1981, 3:33 AM EST  
 Unknown

livebaseballscorecards.com

<b>AB</b>	33
<b>R</b>	4
<b>H</b>	11
<b>RBI</b>	3
<b>BB</b>	0
<b>SO</b>	5
<b>LOB</b>	7



Batter	1	2	3	4	5	6	7	8	9	AB	R	H	RBI	BB	SO	LOB
Mookie Wilson, S OBP: 0.188, SLG: 0.250 (1, 8)	0-3 K		0-0 4-3	0-0 F7		0-0 4-3		0-0 1B 1B		5	1	1	0	0	1	4
Frank Taveras, R OBP: 0.167, SLG: 0.172 (1, 6)	0-0 6-3		0-0 F9		0-0 1B 2B	0-3 K		0-0 1B 1B		5	0	2	0	0	1	2
Rusty Staub, L OBP: 0.357, SLG: 0.400 (1, 3)	0-0 BB 1B		0-0 BB 1B		0-0 F8		0-0 G3	0-0 1-3 2-H 1B		5	0	3	1	0	0	1
Dave Kingman, R OBP: 0.448, SLG: 0.263 (1, 7)	4-0 1-2 BB		4-0 1-2 BB		0-3 K		0-0 P6	0-0 F2		3	0	0	0	2	1	3
Joel Youngblood, R OBP: 0.286, SLG: 0.286 (1, 9)	0-0 L9		0-0 1-2 2-H 1B		0-0 2-3 1B		0-0 1-3		0-3 K	5	0	2	0	0	1	2
Hubie Brooks, R OBP: 0.276, SLG: 0.379 (1, 5)		0-0 F9		0-3 K		0-0 G3		0-0 E5 HR	0-0 CS 1B	5	1	1	0	0	1	2
Ron Hodges, L OBP: 0.750, SLG: 1.500 Alex Trevino, R OBP: 0.320, SLG: 0.190 (9, PH)		0-0 P6		0-0 FC1-5 1B		0-0 4-3 BB 1B		0-0 1-H HR	0-3 K	4	1	3	2	0	0	0
Doug Flynn, R OBP: 0.440, SLG: 0.583 (1, 4)		4-0 BB		0-0 1-2 FC1-5 1B		0-0 F8		0-0 F4-3		3	0	1	0	1	0	1
Craig Swan, R Dyar Miller, R Mike Jorgensen, L Tom Hausman, R Wally Backman, S Neil Allen, R (1, 1) (6, 1) (6, PH) (7, 1) (8, PH) (9, 1)		0-3 K		0-0 1-2 2-3f BB		4-0 4-3 BB		0-0 6-3		2	0	0	0	0	1	3

Inning Stats	R: 0	H: 1	E: 0	LOB: 2	K: 1	S: 6	P: 10	R: 0	H: 0	E: 0	LOB: 1	K: 1	S: 5	P: 9	R: 0	H: 2	E: 0	LOB: 2	K: 0	S: 4	P: 8	R: 0	H: 2	E: 0	LOB: 2	K: 1	S: 7	P: 7	R: 0	H: 1	E: 0	LOB: 2	K: 1	S: 6	P: 10	R: 0	H: 0	E: 0	LOB: 0	K: 0	S: 3	P: 3	R: 3	H: 4	E: 1	LOB: 2	K: 0	S: 8	P: 8	R: 0	H: 1	E: 0	LOB: 1	K: 2	S: 7	P: 7	1B: 11	SF: 0	2B: 2	SAC: 0	3B: 0	DP: 1	HR: 1	HBP: 0	WP: 0	PA: 43
--------------	------	------	------	--------	------	------	-------	------	------	------	--------	------	------	------	------	------	------	--------	------	------	------	------	------	------	--------	------	------	------	------	------	------	--------	------	------	-------	------	------	------	--------	------	------	------	------	------	------	--------	------	------	------	------	------	------	--------	------	------	------	--------	-------	-------	--------	-------	-------	-------	--------	-------	--------


PITCHER	IP	WLS	BF	H	R	ER	SO	BB	IBB	HBP	BLK	WP	HR	S	P	ERA	WHIP
Ray Burris, R ERA: 2.38 (1, 1)	5.1		27	8	0	0	4	4	0	0	0	0	0	31	47	0.00	2.250
Bill Lee, L ERA: 3.0 (6, 1)	2.1		12	4	3	1	1	0	0	0	0	0	1	14	14	3.86	1.714
Elias Sosa, R ERA: (8, 1)	0.2		3	1	0	0	1	0	0	0	0	0	0	5	5	0.00	1.500
Woodie Fryman, L ERA: (9, 1)	0.2	S	1	0	0	0	1	0	0	0	0	0	0	3	3	0.00	0.000

**BOTTOM**

**Montreal Expos @ New York Mets**  
Shea Stadium, Flushing, NY  
Sun Apr 19 1981, 3:33 AM EST  
Unknown

livebaseballscorecards.com

<b>AB</b>	<b>39</b>
<b>R</b>	<b>3</b>
<b>H</b>	<b>13</b>
<b>RBI</b>	<b>3</b>
<b>BB</b>	<b>4</b>
<b>SO</b>	<b>7</b>
<b>LOB</b>	<b>19</b>



Batter	1	2	3	4	5	6	7	8	9	AB R H RBI BB SO LOB	TOP									
Tim Raines, S OBP: 0.500, SLG: 0.462 (1, 7) X	0-0 G3		H 1-0 B1-6 S HBP			X 0-0 1B		X 0-0 G3		3 0 1 0 0 0 0										
Rodney Scott, S OBP: 0.179, SLG: 0.080 (1, 4) X	0-0 1B		X 0-0 B1-6 1-3f			X 0-3 K		X 0-0 G3		4 0 1 0 0 1 2										
Andre Dawson, R OBP: 0.500, SLG: 0.731 (1, 8) X	0-0 F7		X 0-0 F7			X 0-0 F8		X 0-0 E6 BB		4 0 0 0 0 0 2										
Ellis Valentine, R OBP: 0.133, SLG: 0.074 (1, 9) S S	0-3 K		X 0-0 5-3			X 0-0 F7		B B B B 4-0 1-2 BB		0 0 0 0 0 0 0										
Warren Cromartie, L OBP: 0.286, SLG: 0.308 (1, 3) X		X 0-0 F7		X 0-0 G3		X 0-0 F4-3		X 0-0 F4-3		4 0 0 0 0 0 2										
Tim Wallach, R OBP: 0.200, SLG: 0.800 (1, 5) X		X 0-0 HR		X 0-0 F9		X 0-3 K		X 0-0 F4-3		4 1 1 1 0 1 0										
Chris Speier, R OBP: 0.185, SLG: 0.160 (1, 6) X		X 0-0 6-3		X 0-0 F8		B B B B 4-0 E BB		X 0-0 F8		3 0 0 0 1 0 0										
Bobby Ramos, R OBP: 0.250, SLG: 1.000 (1, 2) X		X 0-0 HR		X 0-0 6-3		X 0-0 E5 1-2		X 0-0 6-3		4 1 1 1 0 0 1										
Charlie Lea, R (1, 1)		X 0-0 5-3		X 0-0 F9		X 0-0 G3				1 0 0 0 0 0 0										
Stephen Ratzer, R (3, 1)										1 0 0 0 0 0 0										
Tom Hutton, L (7, PH)										1 0 0 0 0 0 2										
Bill Lee, L (7, 1)										0 0 0 0 0 0 0										
<b>Inning Stats</b>	R: 0 E: 0 K: 1 S: 6	H: 1 LOB: 1 BB: 0 P: 6	R: 2 E: 0 K: 0 S: 5	H: 2 LOB: 0 BB: 0 P: 5	R: 0 E: 0 K: 0 S: 2	H: 0 LOB: 0 BB: 0 P: 3	R: 0 E: 0 K: 0 S: 3	H: 0 LOB: 0 BB: 0 P: 3	R: 0 E: 1 K: 1 S: 6	H: 1 LOB: 1 BB: 0 P: 6	R: 0 E: 1 K: 1 S: 6	H: 0 LOB: 2 BB: 1 P: 10	R: 0 E: 1 K: 0 S: 4	H: 0 LOB: 2 BB: 1 P: 8	R: 0 E: 0 K: 0 S: 3	H: 0 LOB: 0 BB: 0 P: 3	1B: 2 2B: 1 3B: 0 HR: 2	SF: 0 SAC: 0 DP: 1 HBP: 1	WP: 0 PB: 0 SB: 1 CS: 0	PA: 35
<b>PITCHER</b> Pat Zachry, R (1, 1) ERA: 1.8	IP: 9.0 WLS: W BF: 35 H: 4 R: 2 ER: 2 SO: 3 BB: 2 IBB: 0 HBP: 1 BLK: 0 WP: 0 HR: 2 S: 38 P: 47 ERA: 2.00 WHIP: 0.667																			

**Montreal Expos @ New York Mets**  
Shea Stadium, Flushing, NY  
Sun Apr 19 1981, 3:38 AM EST  
Att. 21,464 - Unknown

[livebaseballscorecards.com](http://livebaseballscorecards.com)

<b>AB</b>	29
<b>R</b>	2
<b>H</b>	4
<b>RBI</b>	2
<b>BB</b>	1
<b>SO</b>	2
<b>LOB</b>	9





Batter	1	2	3	4	5	6	7	8	9	AB R H RBI BB SO LOB	TOP
<b>Frank Taveras, R</b> (1, 6) OBP: 0.200, SLG: 0.205	0-0 1-3			0-3 K	0-0 G3		0-0 FC3-5 1B		0-0 6-3	5 1 1 0 0 1 1	New York Mets @ Pittsburgh Pirates Three Rivers Stadium, Pittsburgh, PA Wed Apr 22 1981, 6:05 PM EST Att. 7,530 - Unknown  <a href="http://livebaseballscorecards.com">livebaseballscorecards.com</a>
<b>Alex Trevino, R</b> (1, 2) OBP: 0.314, SLG: 0.226	0-0 4-3			0-0 6-3		0-0 1B 1B	0-0 FC3-5 1B 1-2 2-3f	0-3 K	5 1 1 0 0 1 2		
<b>Rusty Staub, L</b> (1, 3) OBP: 0.405, SLG: 0.455	0-0 F9			4-0 BB S BB		0-0 1B 1B 1B	0-0 1-3 2-H 1B	0-0 G3	4 0 2 1 1 0 0		
<b>Dave Kingman, R</b> (1, 7) OBP: 0.421, SLG: 0.370		0-0 F8		4-0 BB BB		0-0 1B 1B 3-H	0-3 K		3 0 1 1 1 1 2		
<b>Lee Mazzilli, S</b> (1, 8) OBP: 0.393, SLG: 0.429		0-0 6-3		4-0 BB BB		0-0 1-2 2-3 1B	0-3 K		3 0 1 0 1 1 2		
<b>Joel Youngblood, R</b> (1, 9) OBP: 0.333, SLG: 0.231		0-0 L9		0-3 K		0-0 F9		0-0 6-3	4 0 0 0 0 1 6		
<b>Hubie Brooks, R</b> (1, 5) OBP: 0.324, SLG: 0.405			0-0 FC6-4 1B		0-0 FC6-4 1B	0-3 K		0-3 K	4 0 2 0 0 2 3		
<b>Doug Flynn, R</b> (1, 4) OBP: 0.419, SLG: 0.567 <b>Mike Cubbage, L</b> (6, PH) <b>Wally Backman, S</b> (6, 4)			0-0 FC6-4 G5-4-3 1-2f		0-0 FC6-4 1-2f	0-3 K		0-0 E7	2 0 0 0 0 0 2 1 0 0 0 0 1 3 1 0 0 0 0 0 0		
<b>Mike Scott, R</b> (1, 1) OBP: 0.500, SLG: 0.500 <b>Mike Jorgensen, L</b> (5, PH) OBP: 0.300, SLG: 0.556 <b>Pete Falcone, L</b> (5, 1) <b>Mookie Wilson, S</b> (7, PH) OBP: 0.235, SLG: 0.273 <b>Jeff Reardon, R</b> (7, 1) <b>John Stearns, R</b> (8, PH) <b>Neil Allen, R</b> (8, 1)		0-0 G5-4-3 1-2f		0-0 F7		4-0 FC3-5 1B BB		0-0 5-3	1 0 0 0 0 0 1 1 0 0 0 0 0 1 0 0 0 0 0 0 0 0 0 0 0 1 0 0 0 0 0 0 0 0 0 0 0 0 0 0 0 0 1 0 0 0 0 0 1 0 0 0 0 0 0 0		
<b>Inning Stats</b>	R: 0 E: 0 K: 0 S: 3 H: 0 LOB: 0 BB: 0 P: 3	R: 0 E: 0 K: 0 S: 3 H: 0 LOB: 0 BB: 0 P: 3	R: 0 E: 0 K: 0 S: 3 H: 1 LOB: 0 BB: 0 P: 3	R: 0 E: 0 K: 2 S: 7 H: 0 LOB: 3 BB: 3 P: 19	R: 0 E: 0 K: 0 S: 4 H: 1 LOB: 1 BB: 0 P: 4	R: 1 E: 0 K: 2 S: 11 H: 4 LOB: 3 BB: 0 P: 11	R: 1 E: 0 K: 2 S: 9 H: 2 LOB: 2 BB: 1 P: 13	R: 0 E: 1 K: 1 S: 6 H: 0 LOB: 1 BB: 0 P: 6	R: 0 E: 0 K: 1 S: 5 H: 0 LOB: 0 BB: 0 P: 5	1B: 8 2B: 0 3B: 0 HR: 0 SF: 0 SAC: 0 DP: 1 HBP: 0	WP: 0 PB: 0 SB: 1 CS: 0 PA: 39
<b>PITCHER</b> <b>Rick Rhoden, R</b> (1, 1) ERA: 3.15 <b>Enrique Romo, R</b> (7, 1) ERA: 4.91 <b>Kent Tekulve, R</b> (8, 1) ERA: 2.45	IP WLS BF H R ER SO BB IBB HBP BLK WP HR S P ERA WHIP					<b>PITCHER</b> IP WLS BF H R ER SO BB IBB HBP BLK WP HR S P ERA WHIP					



BOTTOM

New York Mets @ Pittsburgh Pirates  
Three Rivers Stadium, Pittsburgh, PA

Wed Apr 22 1981, 6:05 PM EST  
Att. 7,530 - Unknown

livebaseballscorecards.com

AB	26
R	2
H	4
RBI	2
BB	2
SO	5
LOB	12



WP:	0	PA:	30
PB:	0	SB:	1
CS:	0		

AB	R	H	RBI	BB	SO	LOB
3	1	0	0	1	0	1
3	0	0	0	0	1	1
3	0	0	1	0	0	0
3	0	1	0	0	0	0
3	1	1	1	0	1	1
3	0	2	0	0	0	1
3	0	0	0	0	1	3
1	0	0	0	1	0	1
1	0	0	0	0	0	1
0	0	0	0	0	0	0
2	0	0	0	0	1	2
0	0	0	0	0	0	0
1	0	0	0	0	1	1
0	0	0	0	0	0	0
1B:	3	SF:	1			
2B:	0	SAC:	1			
3B:	0	DP:	0			
HR:	1	HBP:	0			

Batter	1	2	3	4	5	6	7	8	9
Omar Moreno, L OBP: 0.244, SLG: 0.194 (1, 8)	4-0 SH1-3 SF8 S BB		0-0 F4-3		0-0 F9			0-0 P6	
Tim Foli, R OBP: 0.321, SLG: 0.269 (1, 6)	0-0 SH1-3 1-3		0-0 F9		0-3 K			0-0 F7	
Dave Parker, L OBP: 0.194, SLG: 0.324 (1, 9)	0-0 SF8 3-H		0-0 6-3				0-0 F7	0-0 4-3	
Mike Easter, L OBP: 0.344, SLG: 0.345 (1, 7)	0-0 6-3			0-0 G3 1B			0-0 6-3		
Jason Thompson, L OBP: 0.303, SLG: 0.633 (1, 3)		0-0 HR		0-0 G3 1-2			0-3 K		
Dale Berra, R OBP: 0.308, SLG: 0.292 (1, 5)		0-0 1B		0-0 F9			0-0 FC1-6 1B		
Steve Nicosia, R OBP: 0.185, SLG: 0.192 (1, 2)		0-3 K		0-0 5-3			0-0 FC1-6 1-2f		
Vance Law, R OBP: 0.091, SLG: 0.150 (1, 4)		0-0 P3			4-0 BB BB		0-0 P4		
John Milner, L OBP: 0.333, SLG: 0.333 (7, PH)									
Kurt Bevacqua, R (8, 4)									
Rick Rhoden, R OBP: 0.143, SLG: 0.143 (1, 1)		0-3 K			0-0 F8		0-3 K		
Enrique Romo, R (7, 1)									
Willie Stargell, L OBP: 0.250, SLG: 0.250 (7, PH)									
Kent Tekulve, R (8, 1)									

Inning Stats	R: 1	H: 0	E: 0	K: 0	S: 3	H: 0	LOB: 0	BB: 1	P: 7	R: 1	H: 2	E: 0	K: 2	S: 9	H: 0	LOB: 1	BB: 0	P: 9	R: 0	H: 0	E: 0	K: 0	S: 3	H: 0	LOB: 0	BB: 0	P: 3	R: 0	H: 1	E: 0	K: 0	S: 4	H: 0	LOB: 1	BB: 0	P: 4	R: 0	H: 0	E: 0	K: 1	S: 5	H: 0	LOB: 1	BB: 1	P: 9	R: 0	H: 0	E: 0	K: 1	S: 5	H: 0	LOB: 0	BB: 0	P: 5	R: 0	H: 1	E: 0	K: 1	S: 6	H: 0	LOB: 1	BB: 0	P: 6	R: 0	H: 0	E: 0	K: 0	S: 3	H: 0	LOB: 0	BB: 0	P: 3
--------------	------	------	------	------	------	------	--------	-------	------	------	------	------	------	------	------	--------	-------	------	------	------	------	------	------	------	--------	-------	------	------	------	------	------	------	------	--------	-------	------	------	------	------	------	------	------	--------	-------	------	------	------	------	------	------	------	--------	-------	------	------	------	------	------	------	------	--------	-------	------	------	------	------	------	------	------	--------	-------	------

PITCHER	IP	WLS	BF	H	R	ER	SO	BB	IBB	HBP	BLK	WP	HR	S	P	ERA	WHIP
Mike Scott, R ERA: 5.0 (1, 1)	4.0		16	3	2	2	2	1	0	0	0	0	0	19	23	4.50	1.000
Pete Falcone, L ERA: (5, 1)	2.0		7	0	0	0	2	1	0	0	0	0	0	10	14	0.00	0.500
Jeff Reardon, R ERA: 10.8 (7, 1)	1.0		4	1	0	0	1	0	0	0	0	0	0	6	6	0.00	1.000
Neil Allen, R ERA: (8, 1)	1.0		3	0	0	0	0	0	0	0	0	0	0	3	3	0.00	0.000

Batter	1	2	3	4	5	6	7	8	9	AB R H RBI BB SO LOB	TOP											
Joel Youngblood, R (1, 9) OBP: 0.300, SLG: 0.278	0-0 F8		0-0 2B		0-0 E4		0-3 K		0-0 FC1-4	5 0 1 1 0 1 2												
Frank Taveras, R (1, 6) OBP: 0.200, SLG: 0.205	0-3 K		0-0 6-3		0-0 P5			0-0 2B 1B	0-0 4-3	5 1 1 0 0 1 5												
Rusty Staub, L (1, 3) OBP: 0.415, SLG: 0.486	0-3 K			0-0 4-3		0-0 1B 1B		0-0 1B 2B		4 0 2 1 0 1 0												
Dave Kingman, R (1, 7) OBP: 0.405, SLG: 0.333		0-0 F3		4-0 1B BB		0-0 L5		0-0 F8		3 0 0 0 1 0 2												
Lee Mazzilli, S (1, 8) OBP: 0.375, SLG: 0.400		0-0 F8		0-0 F8		0-0 F7		0-0 CS 1B		4 0 1 0 0 0 2												
Hubie Brooks, R (1, 5) OBP: 0.341, SLG: 0.415		0-0 1-3		0-0 1-2 1B		0-0 1-2 FC6-4 1B		0-0 F8		4 0 2 0 0 0 2												
Alex Trevino, R (1, 2) OBP: 0.308, SLG: 0.229			0-0 F9	0-0 F7		0-0 FC6-4			0-0 FC1-4 1B 1B	4 0 1 0 0 0 4												
Doug Flynn, R (1, 4) OBP: 0.429, SLG: 0.588			0-0 F4		0-0 4-3 E 2B		0-0 F8		0-0 FC1-4 1B	4 1 2 0 0 0 0												
Randy Jones, R (1, 1) OBP: 0.250, SLG: 0.250			0-0 2B		0-0 4-3		0-3 K		0-0 F9	1 0 1 0 0 0 0												
Mookie Wilson, S (5, PH) OBP: 0.229, SLG: 0.265										1 0 0 0 0 0 1												
Tom Hausman, R (5, 1)										0 0 0 0 0 0 0												
Wally Backman, S (7, PH)										1 0 0 0 0 0 1												
Dyar Miller, R (7, 1)										0 0 0 0 0 0 0												
Mike Cabbage, L (8, PH)										0 0 0 0 0 0 0												
John Stearns, R (9, PH)										1 0 0 0 0 0 2												
<b>Inning Stats</b>	R: 0 E: 0 K: 2 S: 7	H: 0 LOB: 0 BB: 0 P: 7	R: 0 E: 0 K: 0 S: 3	H: 0 LOB: 0 BB: 0 P: 3	R: 0 E: 0 K: 0 S: 5	H: 2 LOB: 2 BB: 0 P: 5	R: 0 E: 0 K: 0 S: 4	H: 1 LOB: 2 BB: 1 P: 8	R: 1 E: 1 K: 0 S: 4	H: 1 LOB: 0 BB: 0 P: 4	R: 0 E: 0 K: 0 S: 5	H: 2 LOB: 2 BB: 0 P: 5	R: 0 E: 0 K: 2 S: 7	H: 0 LOB: 0 BB: 0 P: 7	R: 1 E: 0 K: 0 S: 5	H: 3 LOB: 1 BB: 0 P: 5	R: 0 E: 0 K: 0 S: 5	H: 2 LOB: 2 BB: 0 P: 5	1B: 8 2B: 3 3B: 0 HR: 0	SF: 0 SAC: 0 DP: 0 HBP: 0	WP: 0 PB: 0 SB: 0 CS: 1	PA: 38
<b>PITCHER</b>	IP WLS BF H R ER SO BB IBB HBP BLK WP HR S P ERA WHIP																					
Steve Rogers, R (1, 1) ERA: 5.14	8.0 W 35 11 2 2 4 1 0 0 0 0 0 0 42 46 2.25 1.500																					
Bill Lee, L (9, 1) ERA: 1.5	1.0 S 3 0 0 0 0 0 0 0 0 0 0 0 3 3 0.00 0.000																					

**New York Mets @ Montreal Expos**  
**Olympic Stadium, Montreal, QB**  
 Sat Apr 25 1981, 3:33 AM EST  
 Att. 18,150 - Unknown

[livebaseballscorecards.com](http://livebaseballscorecards.com)

AB	37
R	2
H	11
RBI	2
BB	1
SO	4
LOB	20



Batter	1	2	3	4	5	6	7	8	9
Tim Raines, S OBP: 0.510, SLG: 0.500 (1, 7)	0-0 1-3	4-0 BB		4-0 BB			0-0 F7		
Jerry Manuel, S (1, 4)	4-0 BB	0-0 F9		0-0 1-3			4-0 BB		
Andre Dawson, R OBP: 0.417, SLG: 0.595 (1, 8)	0-0 F6-4-3		0-0 F3		0-0 1-3		0-0 F6-4-3		
Ellis Valentine, R OBP: 0.170, SLG: 0.268 (1, 9)		0-3 K	0-0 1-3		0-3 K		0-3 K		
Gary Carter, R OBP: 0.409, SLG: 0.564 (1, 2)		4-0 BB	0-0 5-3		0-0 5-3		0-0 P5		
Larry Parrish, R OBP: 0.341, SLG: 0.366 (1, 5)		0-0 BB		0-0 HR		0-0 F4		0-3 K	
Warren Cromartie, L OBP: 0.333, SLG: 0.395 (1, 3)		0-0 F2		0-0 HR		0-0 F8			
Chris Speier, R OBP: 0.238, SLG: 0.211 (1, 6)		4-0 WP		0-0 1-3		0-0 1-3			
Steve Rogers, R OBP: 0.300, SLG: 0.125 (1, 1)		4-0 IBB		0-0 6-3			4-0 BB		
Bill Lee, L OBP: 1.000, SLG: 1.000 (9, 1)		1-2 BB							

Inning Stats	R: 0	H: 0	E: 0	K: 0	S: 2	R: 2	H: 1	E: 0	K: 1	S: 6	R: 0	H: 0	E: 0	K: 0	S: 3	R: 2	H: 2	E: 0	K: 0	S: 5	R: 0	H: 0	E: 0	K: 1	S: 5	R: 0	H: 0	E: 0	K: 0	S: 3	R: 0	H: 0	E: 0	K: 2	S: 7	R: 0	H: 0	E: 0	K: 2	S: 7
	LOB: 0	BB: 1	P: 6			LOB: 3	BB: 4	P: 22			LOB: 0	BB: 0	P: 3			LOB: 1	BB: 1	P: 9			LOB: 0	BB: 0	P: 5			LOB: 0	BB: 0	P: 3			LOB: 1	BB: 2	P: 10			LOB: 0	BB: 0	P: 7		

PITCHER	IP	WLS	BF	H	R	ER	SO	BB	IBB	HBP	BLK	WP	HR	S	P	ERA	WHIP
Randy Jones, L ERA: 3.31 (1, 1)	4.0	L	20	3	4	4	1	5	1	0	0	1	1	16	40	9.00	2.000
Tom Hausman, R ERA: 2.7 (5, 1)	2.0		6	0	0	0	1	0	0	0	0	0	0	8	8	0.00	0.000
Dyar Miller, R ERA: (7, 1)	2.0		7	0	0	0	2	2	0	0	0	0	0	9	17	0.00	1.000


**BOTTOM**

**New York Mets @ Montreal Expos**  
Olympic Stadium, Montreal, QB

Sat Apr 25 1981, 3:33 AM EST  
Att. 18,150 - Unknown

AB	25
R	4
H	3
RBI	3
BB	8
SO	4
LOB	10

WP: 1 PA: 33  
PB: 0  
SB: 0  
CS: 0



1B	2B	3B	HR	SF	SAC	DP	HBP	WP	HR	S	P	ERA	WHIP
0	2	0	1	0	0	2	0	1	0	0	0		

Batter	1	2	3	4	5	6	7	8	9	AB R H RBI BB SO LOB	TOP											
Mookie Wilson, S OBP: 0.216, SLG: 0.250 Pete Falcone, L (6, PH) Wally Backman, S Dyar Miller, R Mike Cuddage, L OBP: 0.375, SLG: 0.400 Jeff Reardon, R (8, 1)	0-0 4-3		0-3 K			0-0 E5 1B SF8		0-0 2-3 2B		2 0 0 0 0 1 2 0 0 0 0 0 0 0 1 1 0 0 0 0 0 0 0 0 0 0 0 0 1 0 1 1 0 0 0 0 0 0 0 0 0 0	<b>New York Mets @ Montreal Expos</b> Olympic Stadium, Montreal, QB Sun Apr 26 1981, 3:33 AM EDT Unknown											
Frank Taveras, R OBP: 0.224, SLG: 0.229 (1, 6)	0-3 K		0-0 WP 1B			0-0 G6-4-3 1B		0-0 2-3		4 0 2 0 0 1 1												
Lee Mazzilli, S OBP: 0.333, SLG: 0.357 (1, 8)	0-3 K		0-0 P5			0-0 SF8		0-3 K		3 0 0 1 0 2 3												
Dave Kingman, R OBP: 0.391, SLG: 0.412 (1, 7)		0-0 5-3		0-0 F9		0-0 G6-4-3			0-0 HR	4 1 1 1 0 0 1												
Mike Jorgensen, L OBP: 0.214, SLG: 0.385 (1, 3) (3, 9)		0-0 F8		0-0 E1 G4-3			0-0 P6		0-0 4-3	4 0 0 0 0 0 0												
Hubie Brooks, R OBP: 0.311, SLG: 0.378 (1, 5)		0-0 5-3		0-0 G4-3 1-2f			0-0 5-3		0-3 K	4 0 0 0 0 1 1												
Alex Trevino, R OBP: 0.326, SLG: 0.256 (1, 2)			0-0 1B BLK WP 1B			0-0 G4-6-3 1B		0-0 G3		4 1 2 0 0 0 0												
Doug Flynn, R OBP: 0.421, SLG: 0.556 (1, 4)			4-0 WP 1B BB			0-3 K		0-0 F6 2B		2 1 0 0 1 1 1												
Pat Zachry, R OBP: 0.600, SLG: 0.500 Rusty Staub, L OBP: 0.386, SLG: 0.450 (3, PH) (3, 3)			0-0 F8			0-0 G4-6-3		0-0 P6		0 0 0 0 0 0 0 3 0 0 0 0 0 4												
<b>Inning Stats</b>	R: 0 E: 0 K: 2 S: 7	H: 0 LOB: 0 BB: 0 P: 7	R: 0 E: 0 K: 0 S: 3	H: 0 LOB: 0 BB: 0 P: 3	R: 1 E: 0 K: 1 S: 7	H: 2 LOB: 2 BB: 1 P: 11	R: 0 E: 1 K: 0 S: 3	H: 0 LOB: 0 BB: 0 P: 3	R: 0 E: 0 K: 1 S: 5	H: 1 LOB: 0 BB: 0 P: 5	R: 1 E: 1 K: 0 S: 4	H: 1 LOB: 0 BB: 0 P: 4	R: 0 E: 0 K: 0 S: 3	H: 0 LOB: 0 BB: 0 P: 3	R: 1 E: 1 K: 1 S: 7	H: 1 LOB: 1 BB: 0 P: 7	R: 1 E: 0 K: 1 S: 6	H: 1 LOB: 0 BB: 0 P: 6	1B: 4 2B: 1 3B: 0 HR: 1	SF: 1 SAC: 0 DP: 3 HBP: 0	WP: 1 PB: 0 SB: 0 CS: 0	PA: 34
<b>PITCHER</b> Ray Burris, R ERA: 2.21 (1, 1)	IP: 9.0 WLS: W BF: 34 H: 6 R: 4 ER: 2 SO: 6 BB: 1 IBB: 0 HBP: 0 BLK: 1 WP: 1 HR: 1 S: 45 P: 49 ERA: 2.00 WHIP: 0.778											<b>PITCHER</b> IP: WLS: BF: H: R: ER: SO: BB: IBB: HBP: BLK: WP: HR: S: P: ERA: WHIP										

livebaseballscorecards.com

**AB** 32  
**R** 4  
**H** 6  
**RBI** 3  
**BB** 1  
**SO** 6  
**LOB** 13



Batter	1	2	3	4	5	6	7	8	9
Tim Raines, S OBP: 0.464, SLG: 0.447 (1, 7)	0-0 F4-3	0-0 F7	0-0 P3			0-0 F8	0-0 G3		
Jerry Manuel, S OBP: 0.364, SLG: 0.444 (1, 4)	0-3 K	0-0 1-3		0-0 1-3		0-0 E 2B		0-0 1B 2B	
Andre Dawson, R OBP: 0.423, SLG: 0.600 (1, 8)	0-0 HR 2B		0-3 K	4-0 F1-4 BB		0-0 5-3		0-0 F7	
Jerry White, S OBP: 0.500, SLG: 1.250 (8, 8)									
Ellis Valentine, R OBP: 0.216, SLG: 0.378 (1, 9)	0-0 HR		0-0 1B	0-0 F1-4		0-0 E8		0-0 1B	
Tom Hutton, L OBP: 0.667, SLG: 0.667 (8, 9)				1-2		1-2 2-H 1B		2-H 1B	
Gary Carter, R OBP: 0.429, SLG: 0.674 (1, 2)	0-0 E8 3B		0-0 HR	4-0 1-2 BB		0-3 K		0-0 F8	
Larry Parrish, R OBP: 0.327, SLG: 0.333 (1, 5)	0-3 K		4-0 BB BB BB	0-0 F7			0-3 K	0-3 K	
Warren Cromartie, L OBP: 0.370, SLG: 0.415 (1, 3)		0-0 2B SF8 1B	4-0 1-2 BB BB		0-3 K		0-0 BB 1B		
Chris Speier, R OBP: 0.239, SLG: 0.238 (1, 6)		0-0 1-3 2B	0-3 K		0-0 F2		0-0 F9		
Ray Burris, R OBP: 0.500, SLG: 0.400 (1, 1)		0-0 SF8	4-0 1-2 2-3 BB		0-3 K		4-0 1-2 BB		

Inning Stats	R: 3	H: 3	E: 1	K: 2	S: 10	LOB: 0	BB: 0	P: 10
	R: 1	H: 2	E: 0	K: 0	S: 5 <td>LOB: 1</td> <td>BB: 0</td> <td>P: 5 </td>	LOB: 1	BB: 0	P: 5
	R: 2	H: 2	E: 0	K: 2	S: 9 <td>LOB: 3</td> <td>BB: 3</td> <td>P: 21 </td>	LOB: 3	BB: 3	P: 21
	R: 0	H: 0	E: 0	K: 0	S: 3 <td>LOB: 2</td> <td>BB: 2</td> <td>P: 11 </td>	LOB: 2	BB: 2	P: 11
	R: 0	H: 0	E: 0	K: 2	S: 7 <td>LOB: 0</td> <td>BB: 0</td> <td>P: 7 </td>	LOB: 0	BB: 0	P: 7
	R: 1	H: 2	E: 1	K: 1	S: 7 <td>LOB: 1</td> <td>BB: 0</td> <td>P: 7 </td>	LOB: 1	BB: 0	P: 7
	R: 0	H: 1	E: 0	K: 1	S: 6 <td>LOB: 2</td> <td>BB: 1</td> <td>P: 10 </td>	LOB: 2	BB: 1	P: 10
	R: 1	H: 2	E: 0	K: 1	S: 7 <td>LOB: 1</td> <td>BB: 0</td> <td>P: 7 </td>	LOB: 1	BB: 0	P: 7

PITCHER	IP	WLS	BF	H	R	ER	SO	BB	IBB	HBP	BLK	WP	HR	S	P	ERA	WHIP
Pat Zachry, R ERA: 2.86 (1, 1)	2.0	L	11	5	4	3	2	0	0	0	0	0	1	15	15	13.50	2.500
Pete Falcone, L ERA: 1.5 (3, 1)	3.0		16	2	2	2	4	5	0	0	0	0	1	19	39	6.00	2.333
Dyar Miller, R ERA: 1.35 (6, 1)	2.0		10	3	1	1	2	1	0	0	0	0	0	13	17	4.50	2.000
Jeff Reardon, R ERA: 10.38 (8, 1)	1.0		5	2	1	1	1	0	0	0	0	0	0	7	7	9.00	2.000


**BOTTOM**

**New York Mets @ Montreal Expos**  
Olympic Stadium, Montreal, QB

Sun Apr 26 1981, 3:33 AM EDT  
Unknown

AB	35
R	6
H	12
RBI	7
BB	6
SO	9
LOB	18

livebaseballscorecards.com



1B: 5	SF: 1	WP: 0	PA: 42
2B: 4	SAC: 0	PB: 0	
3B: 1	DP: 0	SB: 0	
HR: 2	HBP: 0	CS: 0	

**New York Mets @ Montreal Expos**  
 Olympic Stadium, Montreal, QB  
 Sun Apr 26 1981, 3:38 AM EDT  
 Att. 41,697 - Unknown

livebaseballscorecards.com

<b>AB</b>	<b>39</b>
<b>R</b>	<b>6</b>
<b>H</b>	<b>12</b>
<b>RBI</b>	<b>6</b>
<b>BB</b>	<b>2</b>
<b>SO</b>	<b>7</b>
<b>LOB</b>	<b>17</b>



WP: 0	PA: 41
PB: 0	
SB: 0	
CS: 0	

Batter	1	2	3	4	5	6	7	8	9	AB R H RBI BB SO LOB	
Joel Youngblood, R (1, 9) OBP: 0.280, SLG: 0.261	0-0 5-3		0-0 1B		0-0 F9		0-0 6-3		0-0 4-3	5 0 1 2 0 0 3	
Frank Taveras, R (1, 6) OBP: 0.241, SLG: 0.245	0-3 K		0-0 1B		0-0 F7		0-0 P6		0-0 FC4-6 1B	5 0 2 0 0 1 2	
Lee Mazzilli, S (1, 8) OBP: 0.293, SLG: 0.303	0-0 F7		0-0 3-1			0-3 K	0-0 F8		0-0 FC4-6 HR	5 1 0 1 0 1 4	
Dave Kingman, R (1, 7) OBP: 0.392, SLG: 0.564		0-0 P6		0-0 F8		0-0 HR		0-0 6-3	0-0 HR	5 2 2 3 0 0 0	
Rusty Staub, L (1, 3) OBP: 0.408, SLG: 0.477		0-0 5-3		0-0 2B		4-0 FC1-6 BB		0-0 FC6 1B	0-3 K	4 0 2 0 1 1 0	
Mike Cubbage, L (1, 5) OBP: 0.300, SLG: 0.286		0-3 K		0-3 K		0-0 FC1-6 1B		0-0 F8		2 0 0 0 0 2 1	
Hubie Brooks, R (6, PH) OBP: 0.298, SLG: 0.362										2 0 0 0 0 0 2	
Ron Hodges, L (1, 2) OBP: 0.500, SLG: 0.875			0-3 K	0-0 F5		0-0 1-2 1B		0-0 FC6		4 0 1 0 0 1 2	
Doug Flynn, R (1, 4) OBP: 0.428, SLG: 0.600			0-0 1B 3B		0-0 F6-3	0-0 F2			0-0 1B 4-3 1B	4 2 2 0 0 0 2	
Craig Swan, R (1, 1) Tom Hausman, R (1, 1) Mookie Wilson, S (7, PH) Jeff Reardon, R (7, 1) Mike Jorgensen, L (9, PH)			0-3 K		4-0 BB		0-0 E6 1B		0-0 1B 4-3 FC4-6 1B	0 0 0 0 0 0 0 1 0 0 0 1 1 1 1 0 1 0 0 0 0 0 0 0 0 0 0 0 1 1 1 0 0 0 0	
<b>Inning Stats</b>	R: 0 H: 0 E: 0 LOB: 0 K: 1 BB: 0 S: 5 P: 5	R: 0 H: 0 E: 0 LOB: 0 K: 1 BB: 0 S: 5 P: 5	R: 1 H: 3 E: 0 LOB: 2 K: 2 BB: 0 S: 10 P: 10	R: 0 H: 1 E: 0 LOB: 1 K: 1 BB: 0 S: 6 P: 6	R: 0 H: 0 E: 0 LOB: 1 K: 0 BB: 1 S: 3 P: 7	R: 1 H: 2 E: 0 LOB: 2 K: 1 BB: 1 S: 7 P: 11	R: 0 H: 1 E: 1 LOB: 1 K: 0 BB: 0 S: 4 P: 4	R: 0 H: 1 E: 0 LOB: 1 K: 0 BB: 0 S: 4 P: 4	R: 4 H: 4 E: 0 LOB: 0 K: 1 BB: 0 S: 9 P: 9	1B: 8 SF: 0 2B: 1 SAC: 0 3B: 1 DP: 0 HR: 2 HBP: 0	
<b>PITCHER</b>	IP WLS BF H R ER SO BB IBB HBP BLK WP HR S P ERA WHIP										
Scott Sanderson, R (1, 1) ERA: 1.33	5.1 W 23 5 2 2 6 2 0 0 0 0 0 1 33 41 3.38 1.312										
Bill Lee, L (6, 1) ERA: 1.42	0.1 2 1 0 0 0 0 0 0 0 0 0 0 2 2 0.00 3.000										
Stan Bahnsen, R (6, 1) ERA: 6.52	3.0 15 6 4 4 0 0 0 0 0 0 0 1 15 15 12.00 2.000										
Woodie Fryman, L (9, 1) ERA:	0.1 S 1 0 0 0 1 0 0 0 0 0 0 0 3 3 0.00 0.000										



Batter	1	2	3	4	5	6	7	8	9	AB R H RBI BB SO LOB	TOP										
Omar Moreno, L (1, 8) OBP: 0.278, SLG: 0.234	0-0 CS 1B		0-0 SH1-4 E 1-2 1B	0-0 F4-3		0-0 SF7		0-0 FC4-2		4 1 2 1 0 0 2											
Tim Foli, R (1, 6) OBP: 0.300, SLG: 0.316	0-0 L6 1-2		0-0 SH1-4 1-2 2-3 1B		0-0 F6	0-0 FC5-4 3-H 1-2f		0-0 F7		4 0 0 0 0 0 4											
Dave Parker, L (1, 9) OBP: 0.229, SLG: 0.370 Lee Lacy, R (7, PR) OBP: 0.294, SLG: 0.353	0-0 FC4-6 1B		0-0 E9 1B 2-H 3-H 1B		0-0 SF9 3B		0-0 E7 SF8 1B		0-0 F8	4 2 4 2 0 0 0 1 1 0 0 0 0 0											
Mike Easler, L (1, 7) OBP: 0.310, SLG: 0.333	0-0 FC4-6 1-2f		0-0 HR 1B 3-H		0-0 SF9		0-0 SF8		0-0 E3 F9 1B	3 1 1 3 0 0 1											
Bill Madlock, R (1, 5) OBP: 0.400, SLG: 0.515 Dale Berra, R (7, PH) OBP: 0.290, SLG: 0.276		0-0 6-3	0-0 HR 1-H		4-0 BB		0-3 K		0-0 1B 1-2	2 1 1 2 1 0 0 2 0 1 0 0 1 1											
Jason Thompson, L (1, 3) OBP: 0.304, SLG: 0.500		4-0 BB	0-3 K		0-0 F8		0-3 K		0-0 F9 2-3	4 0 0 0 1 2 4											
Steve Nicosia, R (1, 2) OBP: 0.211, SLG: 0.171		0-0 F7	0-0 F9			0-0 E SF7 1B 1B		0-0 5-3	0-0 F3	5 1 1 0 0 0 3											
Vance Law, R (1, 4) OBP: 0.161, SLG: 0.207		0-3 K		0-3 K		0-0 FC6-4 1-2 1B		0-0 2B FC4-2 1B		4 0 2 0 0 2 1											
Rick Rhoden, R (1, 1) OBP: 0.273, SLG: 0.364			0-0 SH1-4 E 1B 1B	0-0 G3		0-0 FC6-4 FC5-4 1-2f 2-3		0-0 FC4-2 1-3 2B		4 1 2 0 0 0 2											
<b>Inning Stats</b>	R: 0 E: 0 K: 0 S: 4	H: 2 LOB: 1 BB: 0 P: 4	R: 0 E: 0 K: 1 S: 5	H: 0 LOB: 1 BB: 1 P: 9	R: 5 E: 1 K: 1 S: 10	H: 5 LOB: 0 BB: 0 P: 10	R: 0 E: 0 K: 1 S: 5	H: 0 LOB: 0 BB: 0 P: 5	R: 1 E: 0 K: 0 S: 4	H: 1 LOB: 1 BB: 1 P: 8	R: 1 E: 1 K: 2 S: 8	H: 1 LOB: 1 BB: 0 P: 8	R: 0 E: 0 K: 0 S: 5	H: 2 LOB: 2 BB: 0 P: 5	R: 0 E: 1 K: 0 S: 5	H: 1 LOB: 2 BB: 0 P: 5	1B: 11 2B: 1 3B: 1 HR: 1	SF: 3 SAC: 1 DP: 0 HBP: 0	WP: 0 PB: 0 SB: 0 CS: 1	PA: 43	
<b>PITCHER</b>	IP WLS BF H R ER SO BB IBB HBP BLK WP HR S P ERA WHIP																			<b>PITCHER</b>	IP WLS BF H R ER SO BB IBB HBP BLK WP HR S P ERA WHIP
Mike Scott, R (1, 1) ERA: 7.07	5.0 L 25 9 7 6 3 2 0 0 0 0 1 29 37 10.80 2.200																				
Tom Hausman, R (6, 1) ERA: 2.63	1.0 4 1 0 0 0 0 0 0 0 0 0 0 4 4 0.00 1.000																				
Pete Falcone, L (7, 1) ERA: 1.29	2.0 9 3 1 0 2 0 0 0 0 0 0 0 13 13 0.00 1.500																				
Dyar Miller, R (9, 1) ERA: 1.17	1.0 5 1 0 0 0 0 0 0 0 0 0 0 5 5 0.00 1.000																				

Pittsburgh Pirates @ New York Mets  
Shea Stadium, Flushing, NY  
Tue Apr 28 1981, 7:05 PM EDT  
Att. 6,973 - Unknown

livebaseballscorecards.com

AB	37
R	8
H	14
RBI	8
BB	2
SO	5
LOB	18





Batter	1	2	3	4	5	6	7	8	9	AB	R	H	RBI	BB	SO	LOB
Mookie Wilson, S (1, 9) OBP: 0.262, SLG: 0.293	0-0 4-3			0-0 1B		0-3 K2-3		0-0 FC6-4 1B		4	0	2	0	0	1	0
Frank Taveras, R (1, 6) OBP: 0.241, SLG: 0.246	0-0 6-3			0-0 5-3		0-0 1B		0-0 FC6-4		4	0	1	0	0	0	2
Lee Mazzilli, S (1, 8) OBP: 0.311, SLG: 0.306	0-0 4-3			4-0 1B BB		0-3 K			0-0 1B	3	0	1	0	1	1	1
Dave Kingman, R (1, 7) OBP: 0.382, SLG: 0.535		0-0 F7		0-0 1-2 1B		0-0 F7			0-3 K	4	0	1	0	0	1	1
Rusty Staub, L (1, 3) OBP: 0.415, SLG: 0.468		4-0 G6-4-3 BB		0-0 F8		0-0 G6-4-3 1B			0-0 F7	3	0	1	0	1	0	3
John Stearns, R (1, 5) OBP: 0.167, SLG: 0.167		0-0 G6-4-3			0-0 G1-4-3 1B		0-0 G6-4-3		0-3 K	4	0	1	0	0	1	3
Alex Trevino, R (1, 2) OBP: 0.326, SLG: 0.262			0-0 6-3		0-0 G1-4-3			0-0 F4-6-3 1B		3	0	1	0	0	0	1
Doug Flynn, R (1, 4) OBP: 0.400, SLG: 0.558			0-0 F2-3		0-0 F9			0-0 F4-6-3		3	0	0	0	0	0	1
Mike Scott, R (1, 1) Tom Hausman, R (6, 1) Wally Backman, S (6, PH) Pete Falcone, L (7, 1) Mike Cubbage, L (8, PH) Dyar Miller, R (9, 1)			0-0 F3		0-3 K			0-0 1B 1B		1	0	0	0	0	0	0

Inning Stats	R: 0	H: 0	E: 0	LOB: 0	K: 0	BB: 0	S: 3	P: 3	R: 0	H: 0	E: 0	LOB: 0	K: 0	BB: 0	S: 3	P: 3	R: 0	H: 1	E: 0	LOB: 0	K: 0	BB: 0	S: 3	P: 3	R: 0	H: 1	E: 0	LOB: 0	K: 3	BB: 0	S: 10	R: 0	H: 1	E: 0	LOB: 0	K: 0	BB: 0	S: 5	P: 5	R: 0	H: 1	E: 0	LOB: 1	K: 2	BB: 0	S: 8	P: 8	1B: 9	SF: 0	2B: 0	SAC: 0	3B: 0	DP: 4	HR: 0	HBP: 0	WP: 0	PA: 33	PB: 0	SB: 0	CS: 0	ERA	WHIP
PITCHER Rick Rhoden, R (1, 1) ERA: 2.17	IP	WLS	BF	H	R	ER	SO	BB	IBB	HBP	BLK	WP	HR	S	P	ERA	WHIP	IP	WLS	BF	H	R	ER	SO	BB	IBB	HBP	BLK	WP	HR	S	P	ERA	WHIP	IP	WLS	BF	H	R	ER	SO	BB	IBB	HBP	BLK	WP	HR	S	P	ERA	WHIP											

**Pittsburgh Pirates @ New York Mets**  
 Shea Stadium, Flushing, NY  
 Tue Apr 28 1981, 7:05 PM EDT  
 Att. 6,973 - Unknown

AB	31
R	0
H	9
RBI	0
BB	2
SO	5
LOB	12



1B: 9	SF: 0	WP: 0	PA: 33
2B: 0	SAC: 0	PB: 0	
3B: 0	DP: 4	SB: 0	
HR: 0	HBP: 0	CS: 0	

livebaseballscores.com

Pittsburgh Pirates @ New York Mets  
 Shea Stadium, Flushing, NY  
 Wed Apr 29 1981, 7:05 PM EDT  
 Att. 7,175 - Unknown

livebaseballscorecards.com

AB	41
R	10
H	13
RBI	8
BB	3
SO	8
LOB	17



WP	0	PA	45
PB	0		
SB	0		
CS	0		

Batter	1	2	3	4	5	6	7	8	9	AB	R	H	RBI	BB	SO	LOB	TOP					
Omar Moreno, L (1, 8) OBP: 0.322, SLG: 0.314	0-0 L6	0-0 1B		0-0 3-1 BLK E 1B	4-0		0-0 3B			4	2	3	0	1	0	0						
Tim Foli, R (1, 6) OBP: 0.289, SLG: 0.302	0-0 F9	0-0 1B		0-0 F7	0-3 K		0-0 F8			5	0	1	1	0	1	3						
Dave Parker, L (1, 9) OBP: 0.231, SLG: 0.360	0-0 5-3	0-0		0-0 3-1	0-0 F4-3			0-0 F8		4	0	1	1	0	0	2						
Dale Berra, R (5, 5)		1-3 2-H 1B		2-3						1	0	0	0	0	0	0						
Bill Madlock, R (1, 5) OBP: 0.368, SLG: 0.472		K		0-0 E5		0-0 F8 SF9 2B		0-0 4-3		3	1	0	0	0	1	2						
Mike Easler, L (5, 9) OBP: 0.318, SLG: 0.368		F8		3-H						2	1	1	0	0	0	0						
Lee Lacy, R (1, 7) OBP: 0.364, SLG: 0.591		HR 1B		0-0 3B	1-H E 3B		0-0 F8		0-0 6-3	5	3	3	1	0	0	1						
Gary Alexander, R (1, 3) OBP: 0.600, SLG: 2.333		1-H HR		3-H 3B	3-H E BB		0-0 SF9		4-0 FC6-4 BB	3	1	2	4	1	0	0						
Tony Peña, R (1, 2) OBP: 0.222, SLG: 0.250		1B 2B		0-0 F3	1-2 BB		0-3 K2-3		0-0 FC6-4	4	1	1	0	1	1	2						
Vance Law, R (1, 4) OBP: 0.167, SLG: 0.206		2-H FC1-6 1B		0-3 K	0-0 F7		0-3 K		0-0 F9	5	0	1	1	0	2	4						
Jim Bibby, R (1, 1) OBP: 0.182, SLG: 0.100		1-2 FC1-6 1B		0-0 F9		0-3 K	0-3 K		0-3 K	5	1	0	0	0	3	3						
Inning Stats	R: 0 E: 0 K: 0 S: 3	H: 0 LOB: 0 BB: 0 P: 3	R: 5 E: 0 K: 1 S: 12	H: 7 LOB: 2 BB: 0 P: 12	R: 1 E: 0 K: 1 S: 7	H: 2 LOB: 1 BB: 0 P: 7	R: 3 E: 2 K: 0 S: 7	H: 2 LOB: 2 BB: 1 P: 11	R: 0 E: 0 K: 2 S: 7	H: 0 LOB: 1 BB: 1 P: 11	R: 1 E: 0 K: 1 S: 6	H: 1 LOB: 0 BB: 0 P: 6	R: 0 E: 0 K: 2 S: 8	H: 1 LOB: 1 BB: 0 P: 8	R: 0 E: 0 K: 0 S: 3	H: 0 LOB: 0 BB: 0 P: 3	R: 0 E: 0 K: 1 S: 5	H: 0 LOB: 1 BB: 1 P: 9	1B: 6 2B: 2 3B: 4 HR: 1	SF: 1 SAC: 0 DP: 0 HBP: 0	WP: 0 PB: 0 SB: 0 CS: 0	PA: 45
PITCHER	IP	WLS	BF	H	R	ER	SO	BB	IBB	HBP	BLK	WP	HR	S	P	ERA	WHIP					
Dave Roberts, L (1, 1) ERA: 19.29	1.2	L	12	7	5	5	1	0	0	0	0	0	1	14	14	27.00	4.200					
Dyar Miller, R (2, 1) ERA: 1.8	2.1		14	4	4	1	1	1	0	0	1	0	0	15	19	3.86	2.143					
Jeff Reardon, R (5, 1) ERA: 9.64	3.0		12	2	1	1	5	1	0	0	0	0	0	21	25	3.00	1.000					
Tom Hausman, R (8, 1) ERA: 2.45	1.0		3	0	0	0	0	0	0	0	0	0	0	3	3	0.00	0.000					
Neil Allen, R (9, 1) ERA:	1.0		4	0	0	0	1	1	0	0	0	0	0	5	9	0.00	1.000					

Batter	1	2	3	4	5	6	7	8	9	AB	R	H	RBI	BB	SO	LOB
Mookie Wilson, S OBP: 0.239, SLG: 0.267 (1, 9)	0-3 K		0-0 6-3		0-0 FC6-4		0-0 4-3			4	0	0	0	0	1	3
Frank Taveras, R OBP: 0.230, SLG: 0.233 Bob Bailor, R (1, 6) (7, 6)	0-0 F8			0-0 5-3		0-0 4-3		0-0 F8		3	0	0	0	0	0	0
Lee Mazzilli, S OBP: 0.306, SLG: 0.325 (1, 8)	0-0 4-3			0-0 2B		0-0 4-3		0-0 F8		4	0	1	0	0	0	0
Dave Kingman, R OBP: 0.424, SLG: 0.545 Neil Allen, R (1, 7) (9, 1)		4-0 FC6-4 BB		4-0 BB		0-0 1B		4-0 BB		1	0	1	0	3	0	0
John Stearns, R OBP: 0.111, SLG: 0.111 Mike Cubbage, L OBP: 0.333, SLG: 0.333 (1, 5) (8, 5)		0-0 F7		0-0 F2		0-0 F7		0-3 K		3	0	0	0	0	0	4
Rusty Staub, L OBP: 0.400, SLG: 0.449 Jeff Reardon, R Wally Backman, S OBP: 0.143, SLG: 0.143 (1, 3) (5, 1) (7, PH) (8, 4)		0-0 F6		0-0 F5			0-0 1B BB G1-2-3 1B		0-0 4-3	2	0	0	0	0	0	3
Alex Trevino, R OBP: 0.320, SLG: 0.244 (1, 2)		0-0 FC6-4			0-0 6-3		4-0 1B BB G1-2-3 1B BB		0-0 F9	3	0	0	0	1	0	1
Doug Flynn, R OBP: 0.417, SLG: 0.565 Tom Hausman, R Hubie Brooks, R OBP: 0.292, SLG: 0.354 (1, 4) (8, 1) (9, 7)			0-0 F7		0-0 FC6-4 1B		0-0 G1-2-3 1B		0-3 K	3	0	2	0	0	0	0
Dave Roberts, L Dyar Miller, R Mike Jorgensen, L OBP: 0.235, SLG: 0.375 (1, 1) (2, 1) (5, 3)			0-0 6-3		0-0 F7		0-0 G1-2-3			0	0	0	0	0	0	0

Inning Stats	R: 0	H: 0	E: 0	LOB: 0	K: 1	BB: 0	S: 5	P: 5
	R: 0	H: 0	E: 0	LOB: 1	K: 0	BB: 1	S: 3	P: 7
	R: 0	H: 0	E: 0	LOB: 0	K: 0	BB: 0	S: 3	P: 3
	R: 0	H: 1	E: 0	LOB: 2	K: 0	BB: 1	S: 4	P: 8
	R: 0	H: 1	E: 0	LOB: 1	K: 0	BB: 0	S: 4	P: 4
	R: 0	H: 1	E: 0	LOB: 1	K: 0	BB: 0	S: 4	P: 4
	R: 0	H: 2	E: 0	LOB: 2	K: 0	BB: 1	S: 4	P: 8
	R: 0	H: 0	E: 0	LOB: 1	K: 1	BB: 1	S: 5	P: 9
	R: 0	H: 0	E: 0	LOB: 0	K: 1	BB: 0	S: 5	P: 5

PITCHER	IP	WLS	BF	H	R	ER	SO	BB	IBB	HBP	BLK	WP	HR	S	P	ERA	WHIP
Jim Bibby, R ERA: 2.25 (1, 1)	9.0	W	35	5	0	0	3	4	0	0	0	0	0	37	53	0.00	1.000


**BOTTOM**

**Pittsburgh Pirates @ New York Mets**  
Shea Stadium, Flushing, NY

Wed Apr 29 1981, 7:05 PM EDT  
Att. 7,175 - Unknown

AB	31
R	0
H	5
RBI	0
BB	4
SO	3
LOB	16

livebaseballscores.com



WP	PA
0	35
PB	0
SB	0
CS	0

Batter	1	2	3	4	5	6	7	8	9	AB R H RBI BB SO LOB	TOP	
Omar Moreno, L (1, 8) OBP: 0.344, SLG: 0.364	0-0 F4-3 3B		0-0 HR 1B	0-0 F4-3		1-0 1B HBP		0-3 K		4 2 2 0 0 1 3		
Tim Foli, R (1, 6) OBP: 0.280, SLG: 0.292	0-0 F4-3		0-0 F8		0-0 F4	0-0 1B		0-0 F9		5 0 1 3 0 0 2		
Dave Parker, L (1, 9) OBP: 0.232, SLG: 0.407	0-0 F4-3		0-0 HR		0-0 F9	0-3 K			0-3 K	4 1 1 2 0 1 2		
Mike Easler, L (6, 9) OBP: 0.311, SLG: 0.359	0-0 F4-3		1-H HR		0-0 F9	0-3 K				1 0 0 0 0 1 0		
Bill Madlock, R (1, 5) OBP: 0.357, SLG: 0.475	0-0 5-3		0-0 1-3		0-0 1-3		0-0 2B		0-0 BB 1B	4 0 1 0 0 0 0		
Dale Berra, R (8, 5) OBP: 0.303, SLG: 0.290	0-0 5-3		0-0 1-3		0-0 1-3		0-0 2B		0-0 BB 1B	1 0 1 0 0 0 0		
Lee Lacy, R (1, 7) OBP: 0.333, SLG: 0.519		0-0 5-3		0-0 F9		0-0 E S SF7 1B	0-0 F8		0-3 K	5 1 1 0 0 1 2		
Gary Alexander, R (1, 3) OBP: 0.556, SLG: 1.429		0-0 WP 2B		0-0 1B E G3 1B		0-3 K	0-0 5-3		4-0 BB	4 1 2 0 0 1 2		
Jason Thompson, L (7, 3) OBP: 0.319, SLG: 0.500		0-0 WP 2B		0-0 1B E G3 1B		1-3 K	0-0 5-3		1-2 BB	0 0 0 0 1 0 0		
Steve Nicosia, R (1, 2) OBP: 0.209, SLG: 0.154		0-0 5-3		0-0 E6 G3 1B		4-0 SF7 E 1B BB	0-0 6-3		0-3 K	4 1 0 0 1 1 5		
Vance Law, R (1, 4) OBP: 0.175, SLG: 0.211		0-3 K		0-0 G3 1B		0-0 E6 SF7 1B		0-0 6-3		4 1 1 0 0 1 3		
John Candelaria, L (1, 1) OBP: 0.222, SLG: 0.250			0-0 F7		0-0 G3	0-0 SF7		0-0 1B		3 0 1 2 0 0 2		
Kent Tekulve, R (9, 1)			0-0 F7		0-0 G3	0-0 SF7		0-0 1B		0 0 0 0 0 0 0		
Grant Jackson, S (9, 1)			0-0 F7		0-0 G3	0-0 SF7		0-0 1B		0 0 0 0 0 0 0		
<b>Inning Stats</b>	R: 1 H: 1 E: 0 LOB: 0 K: 0 BB: 0 S: 4 P: 4	R: 0 H: 1 E: 0 LOB: 1 K: 1 BB: 0 S: 6 P: 6	R: 2 H: 2 E: 0 LOB: 0 K: 0 BB: 0 S: 5 P: 5	R: 1 H: 2 E: 1 LOB: 2 K: 0 BB: 0 S: 6 P: 6	R: 0 H: 0 E: 0 LOB: 0 K: 0 BB: 0 S: 3 P: 3	R: 3 H: 2 E: 1 LOB: 2 K: 2 BB: 1 S: 10 P: 15	R: 0 H: 1 E: 0 LOB: 1 K: 0 BB: 0 S: 4 P: 4	R: 0 H: 1 E: 0 LOB: 1 K: 1 BB: 0 S: 6 P: 6	R: 0 H: 1 E: 0 LOB: 2 K: 3 BB: 1 S: 10 P: 14	1B: 7 SF: 1 2B: 2 SAC: 0 3B: 1 DP: 0 HR: 1 HBP: 1	WP: 1 PA: 43 PB: 0 SB: 1 CS: 0	
<b>PITCHER</b>	IP WLS BF H R ER SO BB IBB HBP BLK WP HR S P ERA WHIP											
Randy Jones, L (1, 1) ERA: 3.68	5.2 L 29 8 7 3 2 1 0 1 0 1 0 1 31 36 4.76 1.588											
Pete Falcone, L (6, 1) ERA: 1.17	1.1 5 1 0 0 1 0 0 0 0 0 0 0 7 7 0.00 0.750											
Jeff Reardon, R (8, 1) ERA: 7.94	2.0 9 2 0 0 4 1 0 0 0 0 0 0 16 20 0.00 1.500											

Pittsburgh Pirates @ New York Mets  
Shea Stadium, Flushing, NY  
Thu Apr 30 1981, 7:05 PM EDT  
Att. 5,553 - Unknown

livebaseballscorecards.com

AB	39
R	7
H	11
RBI	7
BB	2
SO	7
LOB	21



**BOTTOM**

**Pittsburgh Pirates @ New York Mets**  
 Shea Stadium, Flushing, NY  
 Thu Apr 30 1981, 7:05 PM EDT  
 Att. 5,553 - Unknown

[livebaseballscorecards.com](http://livebaseballscorecards.com)

<b>AB</b>	<b>36</b>
<b>R</b>	<b>4</b>
<b>H</b>	<b>10</b>
<b>RBI</b>	<b>4</b>
<b>BB</b>	<b>3</b>
<b>SO</b>	<b>4</b>
<b>LOB</b>	<b>17</b>



WP: 0	PA: 39
PB: 0	SB: 0
CS: 0	

AB	R	H	RBI	BB	SO	LOB
2	1	1	0	0	0	0
3	0	1	1	0	0	2

4	0	2	1	1	0	0
---	---	---	---	---	---	---

5	0	0	0	0	3	4
---	---	---	---	---	---	---

4	0	1	0	0	0	1
---	---	---	---	---	---	---

3	1	1	0	1	0	2
---	---	---	---	---	---	---

4	1	1	0	0	0	3
---	---	---	---	---	---	---

4	0	1	1	0	1	2
---	---	---	---	---	---	---

3	1	1	1	1	0	1
---	---	---	---	---	---	---

2	0	1	0	0	0	0
---	---	---	---	---	---	---

0	0	0	0	0	0	0
---	---	---	---	---	---	---

1	0	0	0	0	0	1
---	---	---	---	---	---	---

0	0	0	0	0	0	0
---	---	---	---	---	---	---

1	0	0	0	0	0	1
---	---	---	---	---	---	---

1B: 4	SF: 0
2B: 6	SAC: 0
3B: 0	DP: 1
HR: 0	HBP: 0

Batter	1	2	3	4	5	6	7	8	9
Frank Taveras, R (1, 6) OBP: 0.238, SLG: 0.242 Bob Bailor, R (5, 6) OBP: 0.250, SLG: 0.500	0-0 F9 ①		0-0 E9 2B 1B		0-0 G6-4-3 1-2f ②		0-0 5-3 ③		0-0 2B 2-H
John Stearns, R (1, 3) OBP: 0.286, SLG: 0.308	0-0 L6 ②		0-0 2B 2-H		0-0 P4 ③		0-0 FC6-4 1B	0-0 BB ③	4-0 BB ③
Lee Mazzilli, S (1, 8) OBP: 0.278, SLG: 0.289	0-3 K ③		0-0 F9 ③		0-3 K ①		0-0 FC6-4 1-2f ①	0-3 K ③	
Dave Kingman, R (1, 7) OBP: 0.413, SLG: 0.542		0-0 2B		0-0 F7 ①		0-0 F2 ②		0-0 F8 ②	
Joel Youngblood, R (1, 9) OBP: 0.310, SLG: 0.308		0-0 6-3 ①		0-0 1B 2B		4-0 FC5-4 BB		0-0 P3 ③	
Hubie Brooks, R (1, 5) OBP: 0.288, SLG: 0.365		0-0 F6 ②		0-0 F8 ②		0-0 FC5-4 1-2f ③			0-0 2B 2B
Alex Trevino, R (1, 2) OBP: 0.315, SLG: 0.245		0-3 K ③		0-0 2-H 1B			0-0 6-3 ①		0-0 L3 ①
Doug Flynn, R (1, 4) OBP: 0.423, SLG: 0.571			0-0 F4-3 ①	0-0 F4-3 ③			4-0 BB		0-0 2B 2-H 2B
Randy Jones, R (1, 1) OBP: 0.333, SLG: 0.333 Pete Falcone, L (6, 1)			0-0 F4 ②		0-0 G6-4-3 1B		0-0 F8 ②		0-0 F8 ②
Mookie Wilson, S (7, PH) OBP: 0.234, SLG: 0.261 Jeff Reardon, R (8, 1)									
Rusty Staub, L (9, PH) OBP: 0.393, SLG: 0.440									

Inning Stats	R: 0	H: 0	E: 0	K: 1	S: 5	R: 0	H: 1	E: 0	K: 1	S: 6	R: 1	H: 2	E: 1	K: 0	S: 5	R: 1	H: 2	E: 0	K: 0	S: 5	R: 0	H: 1	E: 0	K: 1	S: 3	R: 0	H: 0	E: 0	K: 1	S: 5	R: 0	H: 0	E: 0	K: 0	S: 3	R: 0	H: 1	E: 0	K: 0	S: 4	R: 2	H: 3	E: 0	K: 1	S: 8	1B: 4	2B: 6	3B: 0	HR: 0	SF: 0	SAC: 0	DP: 1	HBP: 0	WP: 0	PA: 39
--------------	------	------	------	------	------	------	------	------	------	------	------	------	------	------	------	------	------	------	------	------	------	------	------	------	------	------	------	------	------	------	------	------	------	------	------	------	------	------	------	------	------	------	------	------	------	-------	-------	-------	-------	-------	--------	-------	--------	-------	--------

PITCHER	IP	WLS	BF	H	R	ER	SO	BB	IBB	HBP	BLK	WP	HR	S	P	ERA	WHIP
John Candelaria, L (1, 1) ERA: 3.77	8.2	W	37	10	4	4	3	2	0	0	0	0	0	41	49	4.15	1.385
Kent Tekulve, R (9, 1) ERA: 2.08	0.0		1	0	0	0	0	1	0	0	0	0	0	0	4	∞	∞
Grant Jackson, L (9, 1) ERA: 1.29	0.1	S	1	0	0	0	1	0	0	0	0	0	0	3	3	0.00	0.000

Batter	1	2	3	4	5	6	7	8	9	AB R H RBI BB SO LOB	TOP											
Ozzie Smith, S OBP: 0.298, SLG: 0.217 (1, 6) X	0-0 F9 1B		0-3 K			H 1-0 1B E HBP	X 0-0 F4-3		X 0-0 F8	4 1 1 0 0 1 2												
Ruppert Jones, L OBP: 0.300, SLG: 0.280 (1, 8) X	0-0 F9 1-2			0-3 K	X 0-0 K	X 0-0 S 1B 1B		X 0-0 G3		4 1 1 0 0 1 1												
Gene Richards, L OBP: 0.281, SLG: 0.229 (1, 7) X	0-0 F4-3			X 0-0 F4-3	X 0-0 F4-3	B B B B 4-0 1B S F8 BB		B B B B 4-0 E S BB		2 1 0 0 2 0 0												
Terry Kennedy, L OBP: 0.329, SLG: 0.324 (1, 2) X		X 0-0 6-3		X 0-0 F8	X 0-0 F8	X 0-0 1B 3-H		S S S 0-3 K		4 0 1 1 0 1 1												
Joe Lefebvre, L OBP: 0.270, SLG: 0.370 (1, 9)		B B B B 4-0 CS BB			S S S S 0-3 K	X 0-0 SF8		X 0-0 F9		2 0 0 1 1 1 1												
Broderick Perkins, L OBP: 0.440, SLG: 0.478 (1, 3)		B B B B 4-0 1-2 BB			X 0-0 1B 5-3 1B	X 0-0 1B		X 0-0 G3		3 1 2 0 1 0 0												
Luis Salazar, R OBP: 0.282, SLG: 0.298 Barry Evans, R OBP: 0.333, SLG: 0.278 (1, 5) (9, 5)		0-3 K			X 0-0 1B 5-3 1B	X 0-3 K		X 0-0 B1		4 0 1 0 0 2 2 0 0 0 0 0 0 0												
Juan Bonilla, R OBP: 0.275, SLG: 0.270 (1, 4)			X 0-0 6-3		X 0-0 5-3		X 0-0 F8		X 0-0 1B 1B	4 0 1 1 0 0 1												
Juan Eichelberger, R OBP: 0.111, SLG: 0.111 John Urrea, R OBP: 0.333, SLG: 0.333 Gary Lucas, L (1, 1) (4, 1) (9, 1)			0-3 K		X 0-0 5-3		X 0-0 F9		X 0-0 1B	1 0 0 0 0 1 0 3 0 1 0 0 0 1 0 0 0 0 0 0 0												
Inning Stats	R: 0 E: 0 K: 0 S: 3	H: 1 LOB: 0 BB: 0 P: 3	R: 0 E: 0 K: 1 S: 4	H: 0 LOB: 1 BB: 2 P: 12	R: 0 E: 0 K: 2 S: 7	H: 0 LOB: 0 BB: 0 P: 7	R: 0 E: 0 K: 1 S: 5	H: 0 LOB: 0 BB: 0 P: 5	R: 1 E: 0 K: 1 S: 7	H: 2 LOB: 1 BB: 0 P: 7	R: 3 E: 0 K: 1 S: 7	H: 3 LOB: 1 BB: 1 P: 12	R: 0 E: 0 K: 0 S: 3	H: 0 LOB: 0 BB: 0 P: 3	R: 0 E: 0 K: 1 S: 5	H: 0 LOB: 1 BB: 1 P: 9	R: 0 E: 0 K: 0 S: 5	H: 2 LOB: 2 BB: 0 P: 5	1B: 8 2B: 0 3B: 0 HR: 0	SF: 1 SAC: 0 DP: 0 HBP: 1	WP: 0 PB: 0 SB: 3 CS: 1	PA: 37
PITCHER	IP WLS BF H R ER SO BB IBB HBP BLK WP HR S P ERA WHIP												PITCHER	IP WLS BF H R ER SO BB IBB HBP BLK WP HR S P ERA WHIP								
Pat Zachry, R ERA: 3.41 Tom Hausman, R ERA: 2.16 (1, 1) (8, 1)	7.0 L 28 6 4 4 6 3 0 1 0 0 0 0 36 49 5.14 1.286													2.0 9 2 0 0 1 1 0 0 0 0 0 0 10 14 0.00 1.500								

**San Diego Padres @ New York Mets**  
 Shea Stadium, Flushing, NY  
 Fri May 01 1981, 7:05 PM EDT  
 Att. 7,181 - Unknown

livebaseballscorecards.com

AB	31
R	4
H	8
RBI	3
BB	4
SO	7
LOB	9



Batter	1	2	3	4	5	6	7	8	9	AB	R	H	RBI	BB	SO	LOB
Joel Youngblood, R (1, 9) OBP: 0.265, SLG: 0.258	0-0 5-3		0-0 5-3	0-0 FC5-4			0-0 6-3		0-3 K	5	0	0	0	0	1	3
Bob Bailor, R (1, 6) OBP: 0.500, SLG: 0.571	0-0 1B		0-0 6-3		4-0 FC4-6 BB		0-0 1B			3	0	2	0	1	0	0
Lee Mazzilli, S (1, 8) OBP: 0.276, SLG: 0.327	0-3 K		0-0 3B		0-0 FC4-6 6-3		0-0 4-3			4	0	1	0	0	1	3
Dave Kingman, R (1, 7) OBP: 0.403, SLG: 0.510	0-3 K		4-0 BB		0-0 6-3		0-0 5-3			3	0	0	0	1	1	2
John Stearns, R (1, 5) OBP: 0.278, SLG: 0.294		0-0 HR 1B	0-0 L8		0-3 K		0-0 F8			4	1	1	0	0	1	3
Rusty Staub, L (1, 3) OBP: 0.400, SLG: 0.491		1-0 HR		4-0 FC2-5 1B BB		0-0 F7		0-0 6-3		3	1	1	2	1	0	0
Alex Trevino, R (1, 2) OBP: 0.310, SLG: 0.245		0-0 6-3		0-0 FC1-5 FC2-5 1B		0-0 4-3		0-3 K		4	0	1	0	0	1	0
Doug Flynn, R (1, 4) OBP: 0.411, SLG: 0.585		0-0 F9		0-0 FC2-5 FC1-5		0-0 F1-3		0-0 3B		4	0	1	0	0	0	2
Pat Zachry, R (1, 1) OBP: 0.429, SLG: 0.333		0-3 K		0-0 FC1-5 FC5-4		0-0 6-3		0-3 K		2	0	0	0	0	1	2
Wally Backman, S (7, PH) OBP: 0.125, SLG: 0.125										1	0	0	0	0	0	0
Tom Hausman, R (8, 1)										0	0	0	0	0	0	0
Mike Cabbage, L (9, PH) OBP: 0.333, SLG: 0.333										0	0	0	0	0	0	0
Hubie Brooks, R (9, PH) OBP: 0.283, SLG: 0.358										1	0	0	0	0	1	1

Inning Stats	R: 0	H: 1	E: 0	K: 2	S: 8	H: 1	LOB: 1	BB: 0	P: 8	R: 2	H: 2	E: 0	K: 1	S: 7	R: 0	H: 1	E: 0	K: 0	S: 4	R: 0	H: 1	E: 0	K: 0	S: 4	R: 0	H: 0	E: 0	K: 1	S: 5	R: 0	H: 0	E: 0	K: 0	S: 3	R: 0	H: 1	E: 0	K: 0	S: 4	R: 0	H: 0	E: 0	K: 0	S: 3	R: 0	H: 1	E: 0	K: 3	S: 10	R: 0	H: 1	E: 0	K: 0	S: 10	1B: 4	2B: 0	3B: 2	SF: 0	SAC: 0	DP: 0	HBP: 0	WP: 0	PB: 0	SB: 0	CS: 0	PA: 37
--------------	------	------	------	------	------	------	--------	-------	------	------	------	------	------	------	------	------	------	------	------	------	------	------	------	------	------	------	------	------	------	------	------	------	------	------	------	------	------	------	------	------	------	------	------	------	------	------	------	------	-------	------	------	------	------	-------	-------	-------	-------	-------	--------	-------	--------	-------	-------	-------	-------	--------

PITCHER	IP	WLS	BF	H	R	ER	SO	BB	IBB	HBP	BLK	WP	HR	S	P	ERA	WHIP
Juan Eichelberger, R (1, 1) ERA: 2.48	3.0		14	4	2	2	3	1	0	0	0	0	1	19	24	6.00	1.667
John Urrea, R (4, 1) ERA:	5.1	W	21	3	0	0	2	2	0	0	0	0	0	23	31	0.00	0.938
Gary Lucas, L (9, 1) ERA: 3.43	0.2	S	2	0	0	0	2	0	0	0	0	0	0	6	6	0.00	0.000

**BOTTOM**

**San Diego Padres @ New York Mets**  
**Shea Stadium, Flushing, NY**  
 Fri May 01 1981, 7:05 PM EDT  
 Att. 7,181 - Unknown

livebaseballscores.com

<b>AB</b>	<b>34</b>
<b>R</b>	<b>2</b>
<b>H</b>	<b>7</b>
<b>RBI</b>	<b>2</b>
<b>BB</b>	<b>3</b>
<b>SO</b>	<b>7</b>
<b>LOB</b>	<b>16</b>



Batter	1	2	3	4	5	6	7	8	9	AB R H RBI BB SO LOB	TOP																
Ozzie Smith, S (1, 6) OBP: 0.306, SLG: 0.230	0-0 F8		0-0 1B		0-0 1B		0-0 F2			4 0 2 0 0 0 0																	
Ruppert Jones, L (1, 8) OBP: 0.287, SLG: 0.269	0-0 F7		0-0 P5		0-0 SF9		0-3 K			3 0 0 1 0 1 1																	
Gene Richards, L (1, 7) OBP: 0.280, SLG: 0.230	0-0 1B			0-0 F8	0-0 F8			0-3 K		4 0 1 0 0 1 2																	
Terry Kennedy, L (1, 2) OBP: 0.325, SLG: 0.320	0-0 F4			0-0 3-1	0-0 1B			0-0 F8		4 0 1 1 0 0 1																	
Joe Lefebvre, L (1, 9) OBP: 0.277, SLG: 0.375		0-3 K		0-0 2B	0-0 5-3			4-0 BB		2 0 1 0 0 1 0																	
Craig Stimac, R (5, PH) OBP: 0.200, SLG: 0.200				0-0 1B						1 0 0 0 0 0 2																	
Danny Boone, L (5, 1)										0 0 0 0 0 0 0																	
Barry Evans, R (8, PH) OBP: 0.364, SLG: 0.278										0 0 0 0 1 0 0																	
Tim Lollar, L (8, 1) OBP: 0.500, SLG: 2.000										0 0 0 0 0 0 0																	
Broderick Perkins, L (1, 3) OBP: 0.448, SLG: 0.519		0-0 F5-4-3		0-0 1B	0-0 5-3			0-3 K		4 0 2 0 0 1 1																	
Luis Salazar, R (1, 5) OBP: 0.270, SLG: 0.284		0-0 F5-4-3		0-0 L5		0-3 K			0-0 5-3	4 0 0 0 0 1 3																	
Juan Bonilla, R (1, 4) OBP: 0.273, SLG: 0.268			0-0 F4-3		0-0 1B	0-0 F4-3			0-0 5-3	4 1 1 0 0 0 0																	
Chris Welsh, L (1, 1)			0-0 F4-3		0-0 1B		0-3 K		0-0 5-3	1 0 0 0 0 0 0																	
John Littlefield, R (3, 1)										0 0 0 0 0 0 0																	
Randy Bass, L (5, PH) OBP: 0.279, SLG: 0.328										1 1 1 0 0 0 0																	
Dave Edwards, R (5, 9) OBP: 0.174, SLG: 0.095										2 0 0 0 0 1 0																	
<b>Inning Stats</b>	R: 0 E: 0 K: 0 S: 4	H: 1 LOB: 1 BB: 0 P: 4	R: 0 E: 0 K: 1 S: 5	H: 1 LOB: 0 BB: 0 P: 5	R: 0 E: 0 K: 0 S: 4	H: 1 LOB: 1 BB: 0 P: 4	R: 0 E: 0 K: 0 S: 5	H: 2 LOB: 2 BB: 0 P: 5	R: 2 E: 0 K: 1 S: 7	H: 4 LOB: 2 BB: 0 P: 7	R: 0 E: 0 K: 1 S: 5	H: 0 LOB: 0 BB: 0 P: 5	R: 0 E: 0 K: 2 S: 7	H: 0 LOB: 0 BB: 0 P: 7	R: 0 E: 0 K: 2 S: 7	H: 0 LOB: 1 BB: 1 P: 11	R: 0 E: 0 K: 0 S: 3	H: 0 LOB: 0 BB: 0 P: 3	1B: 8 2B: 1 3B: 0 HR: 0	SF: 1 SAC: 0 DP: 1 HBP: 0	WP: 0 PB: 0 SB: 0 CS: 0	PA: 36					
<b>PITCHER</b>	IP WLS BF H R ER SO BB IBB HBP BLK WP HR S P ERA WHIP																										
Ed Lynch, R (1, 1) ERA: 3.86	4.2	22	9	2	2	1	0	0	0	0	0	0	0	24	24	3.86	1.929										
Pete Falcone, L (5, 1) ERA: 0.92	4.1	W	14	0	0	0	5	1	0	0	0	0	0	23	27	0.00	0.231										

San Diego Padres @ New York Mets  
 Shea Stadium, Flushing, NY  
 Sat May 02 1981, 3:33 AM EDT  
 Att. 6,276 - Unknown

livebaseballscorecards.com

AB	34
R	2
H	9
RBI	2
BB	1
SO	6
LOB	10





**BOTTOM**

**San Diego Padres @ New York Mets**  
 Shea Stadium, Flushing, NY  
 Sat May 02 1981, 3:33 AM EDT  
 Att. 6,276 - Unknown

livebaseballscorecards.com

<b>AB</b>	<b>33</b>
<b>R</b>	<b>6</b>
<b>H</b>	<b>11</b>
<b>RBI</b>	<b>6</b>
<b>BB</b>	<b>3</b>
<b>SO</b>	<b>4</b>
<b>LOB</b>	<b>10</b>



WP: 0	PA: 36
PB: 0	
SB: 1	
CS: 1	

AB	R	H	RBI	BB	SO	LOB
4	0	1	0	0	1	4
3	1	0	0	1	1	2
4	1	1	1	0	0	1
0	0	0	0	0	0	0
3	2	1	2	1	1	0
4	1	2	0	0	0	0
4	1	2	0	0	0	1
4	0	2	1	0	1	1
4	0	1	2	0	0	1
1	0	1	0	1	0	0
2	0	0	0	0	0	0
1B: 8	SF: 0	WP: 0	PA: 36			
2B: 1	SAC: 0	PB: 0				
3B: 1	DP: 1	SB: 1				
HR: 1	HBP: 0	CS: 1				

Batter	1	2	3	4	5	6	7	8	9									
Mookie Wilson, S OBP: 0.235, SLG: 0.260 (1, 8)	0-0 CS 1B	0-3 K	0-0 F7			0-0 FC4-6 1-2f												
Bob Bailor, R OBP: 0.417, SLG: 0.400 (1, 6)	4-0 1-2 3B BB	0-0 1-3		0-3 K		0-0 FC6-4 1-2f												
John Stearns, R OBP: 0.273, SLG: 0.381 Mike Jorgensen, L OBP: 0.235, SLG: 0.375 (1, 3) (8, 3)	0-0 1-H HR 3B		0-0 L5	0-0 5-3		0-0 F8												
Dave Kingman, R OBP: 0.408, SLG: 0.556 (1, 7)	0-0 3-H HR		4-0 1B 1B 1B BB	0-0 5-3		0-3 K												
Joel Youngblood, R OBP: 0.289, SLG: 0.266 (1, 9)	0-0 6-3		0-0 1B 1B 1B		0-0 G4-6-3 1B	0-0 F2												
Hubie Brooks, R OBP: 0.298, SLG: 0.368 (1, 5)	0-0 S 1B		0-0 1-2 2-3 1B 1B		0-0 G4-6-3 1-2f	0-0 L6												
Alex Trevino, R OBP: 0.323, SLG: 0.263 (1, 2)	0-3 1-2 K		0-0 1-2 2-3 3-H 1B		0-0 BLK 1B	0-0 6-3												
Doug Flynn, R OBP: 0.400, SLG: 0.561 (1, 4)		0-0 F4-3	0-0 1-3 2-H 3-H 1B		0-0 F5-3 1-2	0-0 F4-3												
Ed Lynch, R OBP: 1.000, SLG: 2.000 Pete Falcone, L (5, 1)		0-0 2B	4-0 BB			0-0 E4 FC4-6		0-0 5-3										
<b>Inning Stats</b>	R: 3 E: 0 K: 1 S: 8	H: 4 LOB: 1 BB: 1 P: 12	R: 0 E: 0 K: 1 S: 6	H: 1 LOB: 1 BB: 0 P: 6	R: 3 E: 0 K: 0 S: 6	H: 4 LOB: 2 BB: 2 P: 14	R: 0 E: 0 K: 1 S: 5	H: 2 LOB: 1 BB: 0 P: 4	R: 0 E: 1 K: 0 S: 4	H: 0 LOB: 1 BB: 0 P: 4	R: 0 E: 0 K: 1 S: 5	H: 0 LOB: 0 BB: 0 P: 5	R: 0 E: 0 K: 0 S: 3	H: 0 LOB: 0 BB: 0 P: 3	1B: 8 2B: 1 3B: 1 HR: 1	SF: 0 SAC: 0 DP: 1 HBP: 0	WP: 0 PB: 0 SB: 1 CS: 1	PA: 36
<b>PITCHER</b>	IP WLS BF H R ER SO BB IBB HBP BLK WP HR S P ERA WHIP	IP WLS BF H R ER SO BB IBB HBP BLK WP HR S P ERA WHIP	IP WLS BF H R ER SO BB IBB HBP BLK WP HR S P ERA WHIP	IP WLS BF H R ER SO BB IBB HBP BLK WP HR S P ERA WHIP	IP WLS BF H R ER SO BB IBB HBP BLK WP HR S P ERA WHIP	IP WLS BF H R ER SO BB IBB HBP BLK WP HR S P ERA WHIP	IP WLS BF H R ER SO BB IBB HBP BLK WP HR S P ERA WHIP	IP WLS BF H R ER SO BB IBB HBP BLK WP HR S P ERA WHIP	IP WLS BF H R ER SO BB IBB HBP BLK WP HR S P ERA WHIP	IP WLS BF H R ER SO BB IBB HBP BLK WP HR S P ERA WHIP	IP WLS BF H R ER SO BB IBB HBP BLK WP HR S P ERA WHIP	IP WLS BF H R ER SO BB IBB HBP BLK WP HR S P ERA WHIP	IP WLS BF H R ER SO BB IBB HBP BLK WP HR S P ERA WHIP	IP WLS BF H R ER SO BB IBB HBP BLK WP HR S P ERA WHIP				

Chris Welsh, L ERA: 5.0 (1, 1)	2.1 L	15	7	6	6	2	2	0	0	0	0	0	1	17	25	23.14	3.857
John Littlefield, R ERA: 4.96 (3, 1)	1.2	7	2	0	0	1	1	0	0	0	0	0	0	8	12	0.00	1.800
Danny Boone, L ERA: 2.38 (5, 1)	3.0	11	2	0	0	1	0	0	0	1	0	0	0	13	13	0.00	0.667
Tim Lollar, L ERA: 10.5 (8, 1)	1.0	3	0	0	0	0	0	0	0	0	0	0	0	3	3	0.00	0.000

Batter	1	2	3	4	5	6	7	8	9	AB R H RBI BB SO LOB	TOP																													
Ozzie Smith, S (1, 6) OBP: 0.314, SLG: 0.233	4-0 1B F4-6-3 BB		0-3 K		0-0 1-2 2-H 3-H 1B		0-0 F8			3 1 1 2 1 1 1																														
Ruppert Jones, L (1, 8) OBP: 0.286, SLG: 0.268	0-0 F4-6-3 1-3 1B		0-3 K		0-0 5-3			0-0 F4-3		4 0 1 0 0 1 2																														
Gene Richards, L (1, 7) OBP: 0.279, SLG: 0.231	0-0 F4-6-3 1-2 3-H		0-0 CS 1B		0-0 P2			0-0 F4-3		4 0 1 0 0 0 1																														
Luis Salazar, R (1, 5) OBP: 0.269, SLG: 0.283 Barry Evans, R (8, 5) OBP: 0.364, SLG: 0.278	0-3 K		0-3 K 1-2		0-0 1-3			0-0 CS 1B		4 0 1 0 0 2 1 0 0 0 0 0 0 0																														
Dave Edwards, R (1, 9) OBP: 0.192, SLG: 0.250 Joe Lefebvre, L (9, PH) OBP: 0.273, SLG: 0.368		0-0 6-3		0-0 5-3		0-0 HR		0-0 F 1-2	0-0 F8	4 1 1 1 0 0 1 1 0 0 0 0 0 0																														
Broderick Perkins, L (1, 3) OBP: 0.424, SLG: 0.464		0-0 6-3		0-0 E 1B 1B		0-0 F8		0-0 F8		4 1 1 0 0 0 0																														
Steve Swisher, R (1, 2) OBP: 0.333, SLG: 0.333		0-3 K		0-0 E 1B 1B		0-0 6-3		0-0 1B		4 1 2 0 0 1 0																														
Juan Bonilla, R (1, 4) OBP: 0.271, SLG: 0.267			0-3 K		0-0 E7 1B 1-2 2-3		0-0 E7 F8 1B		0-3 K	4 0 1 0 0 2 3																														
Rick Wise, R (1, 1) OBP: 0.143, SLG: 0.286 Craig Stimac, R (7, PH) OBP: 0.167, SLG: 0.167 Gary Lucas, L (7, 1)			0-0 1-3		0-3 K		0-0 F8			2 0 0 0 0 1 3 1 0 0 0 0 0 1 0 0 0 0 0 0 0																														
<b>Inning Stats</b>	R: 1 E: 0 K: 1 S: 5	H: 1 LOB: 0 BB: 1 P: 9	R: 0 E: 0 K: 1 S: 5	H: 0 LOB: 0 BB: 0 P: 5	R: 0 E: 0 K: 2 S: 7	H: 0 LOB: 0 BB: 0 P: 7	R: 0 E: 0 K: 2 S: 7	H: 1 LOB: 0 BB: 0 P: 7	R: 2 E: 1 K: 1 S: 9	H: 3 LOB: 2 BB: 0 P: 9	R: 1 E: 0 K: 0 S: 4	H: 1 LOB: 0 BB: 0 P: 4	R: 0 E: 1 K: 0 S: 4	H: 1 LOB: 1 BB: 0 P: 4	R: 0 E: 0 K: 0 S: 3	H: 1 LOB: 0 BB: 0 P: 3	R: 0 E: 0 K: 1 S: 6	H: 1 LOB: 1 BB: 0 P: 6	1B: 8 2B: 0 3B: 0 HR: 1	SF: 0 SAC: 0 DP: 1 HBP: 0	WP: 0 PB: 0 SB: 0 CS: 2	PA: 36																		
<b>PITCHER</b> Dave Roberts, L (1, 1) ERA: 6.75 Dyar Miller, R (8, 1) ERA: 1.5	IP 7.0	WLS L	BF 28	H 7	R 4	ER 2	SO 7	BB 1	IBB 0	HBP 0	BLK 0	WP 0	HR 1	S 41	P 45	ERA 2.57	WHIP 1.143						<b>PITCHER</b>	IP 2.0	WLS 8	BF 2	H 2	R 0	ER 0	SO 1	BB 0	IBB 0	HBP 0	BLK 0	WP 0	HR 0	S 9	P 9	ERA 0.00	WHIP 1.000

San Diego Padres @ New York Mets  
Shea Stadium, Flushing, NY  
Sun May 03 1981, 3:33 AM EDT  
Unknown

livebaseballscorecards.com

AB	35
R	4
H	9
RBI	3
BB	1
SO	8
LOB	13



Batter	1	2	3	4	5	6	7	8	9	AB R H RBI BB SO LOB
Mookie Wilson, S OBP: 0.236, SLG: 0.278 (1, 9)	0-0 1B 2B		0-0 F8		0-0 F8			0-0 FC6-4 1-2f		4 0 1 0 0 0 1
Frank Taveras, R OBP: 0.239, SLG: 0.242 (1, 6)	0-0 2-3 1B		0-0 4-3			0-0 F2		0-3 K		4 0 1 0 0 1 1
Lee Mazzilli, S OBP: 0.258, SLG: 0.302 (1, 8)	0-3 K			0-0 F5		0-3 K		0-0 F9		4 0 0 0 0 2 2
Dave Kingman, R OBP: 0.387, SLG: 0.517 (1, 7)	0-0 6-3			0-3 K		0-0 P4		0-0 F9		4 0 0 0 0 1 2
Rusty Staub, L OBP: 0.406, SLG: 0.482 (1, 3)	0-0 F8			4-0 1B 1B BB			0-0 G5-4-3 1B	0-3 K		3 1 1 0 1 1 2
Hubie Brooks, R OBP: 0.300, SLG: 0.367 (1, 5)		0-0 F8		0-0 1B 1-2 1B		0-0 G5-4-3 1-2f				3 0 1 0 0 0 1
Ron Hodges, L OBP: 0.455, SLG: 0.727 Dyar Miller, R (8, 1)		0-0 F7		0-0 1B 1-H 2-H		0-3 K				3 0 1 1 0 1 0 0 0 0 0 0 0 0
Doug Flynn, R OBP: 0.381, SLG: 0.533 (1, 4)		0-0 F6-3			0-0 F8			0-0 F6-3		3 0 0 0 0 0 0
Dave Roberts, L Alex Trevino, R OBP: 0.333, SLG: 0.276 (8, 2)			0-3 K		0-0 F7			0-0 FC6-4 1B		2 0 0 0 0 1 0 1 0 1 0 0 0 0

Inning Stats	R: 0	H: 2	E: 0	K: 1	S: 7	LOB: 2	BB: 0	P: 7	R: 0	H: 0	E: 0	K: 0	S: 3	LOB: 0	BB: 0	P: 3	R: 0	H: 0	E: 0	K: 1	S: 5	LOB: 0	BB: 0	P: 5	R: 1	H: 2	E: 0	K: 1	S: 6	LOB: 2	BB: 1	P: 10	R: 0	H: 0	E: 0	K: 0	S: 3	LOB: 0	BB: 0	P: 3	R: 0	H: 0	E: 0	K: 1	S: 5	LOB: 0	BB: 0	P: 5	R: 0	H: 1	E: 0	K: 1	S: 5	LOB: 0	BB: 0	P: 5	R: 0	H: 1	E: 0	K: 1	S: 6	LOB: 1	BB: 0	P: 6	R: 0	H: 0	E: 0	K: 1	S: 5	LOB: 0	BB: 0	P: 5
--------------	------	------	------	------	------	--------	-------	------	------	------	------	------	------	--------	-------	------	------	------	------	------	------	--------	-------	------	------	------	------	------	------	--------	-------	-------	------	------	------	------	------	--------	-------	------	------	------	------	------	------	--------	-------	------	------	------	------	------	------	--------	-------	------	------	------	------	------	------	--------	-------	------	------	------	------	------	------	--------	-------	------

PITCHER	IP	WLS	BF	H	R	ER	SO	BB	IBB	HBP	BLK	WP	HR	S	P	ERA	WHIP
Rick Wise, R ERA: 3.42 (1, 1)	6.0	W	22	4	1	1	4	1	0	0	0	0	0	29	33	1.50	0.833
Gary Lucas, L ERA: 3.0 (7, 1)	3.0	S	10	2	0	0	3	0	0	0	0	0	0	16	16	0.00	0.667

**BOTTOM**

**San Diego Padres @ New York Mets**  
Shea Stadium, Flushing, NY  
Sun May 03 1981, 3:33 AM EDT  
Unknown

livebaseballscorecards.com

AB	31
R	1
H	6
RBI	1
BB	1
SO	7
LOB	9



WP: 0	PA: 32
PB: 0	SB: 1
CS: 0	

Batter	1	2	3	4	5	6	7	8	9	AB R H RBI BB SO LOB	TOP
Ozzie Smith, S OBP: 0.302, SLG: 0.223 (1, 6) X	0-0 6-3			0-3 K		0-0 6-3		0-0 F7		4 0 0 0 0 1 0	
Ruppert Jones, L OBP: 0.284, SLG: 0.279 John Urra, R OBP: 0.333, SLG: 0.333 (1, 8) SSS (8, 1)	0-3 K			0-0 2B		0-0 3-1		0-0 3-1		4 1 1 0 0 1 0 0 0 0 0 0 0 0	
Gene Richards, L OBP: 0.287, SLG: 0.253 (1, 7) X	0-0 F4-3			0-0 1B			0-0 2B		0-0 6-3	4 2 2 1 0 0 0	
Terry Kennedy, L OBP: 0.345, SLG: 0.354 (1, 2) X		0-0 1B		0-0 1B			0-0 2B		0-3 K	4 1 3 1 0 1 0	
Broderick Perkins, L OBP: 0.432, SLG: 0.514 (1, 3) X		0-0 F7		0-0 G6-3			0-0 2B		0-0 1B	4 0 2 2 0 0 2	
Joe Lefebvre, L OBP: 0.257, SLG: 0.344 (1, 9) (8, 8) X		0-0 F8		0-0 1-2f			0-0 2B		0-0 1B	4 0 0 0 0 0 2	
Luis Salazar, R OBP: 0.260, SLG: 0.274 (1, 5) X			0-0 F9		0-0 F9		0-0 G1			3 0 0 0 0 0 1	
Juan Bonilla, R OBP: 0.275, SLG: 0.271 (1, 4) X			0-0 1B		0-0 6-3		0-0 6-3			3 0 1 0 0 0 1	
John Curtis, L OBP: 0.125, SLG: 0.125 John Littlefield, R OBP: 0.247, SLG: 0.276 Mike Phillips, L OBP: 0.500, SLG: 2.000 Tim Lollar, L OBP: 0.375, SLG: 0.500 (1, 1) (4, 1) (6, PH) (6, 1) (8, PH) (8, 9) X			0-0 1B		0-0 F4-3			0-0 F7		1 0 0 0 0 0 1 0 0 0 0 0 0 0 1 0 0 0 0 0 0 0 0 0 0 0 0 0 1 0 0 0 0 0 0	
<b>Inning Stats</b>	R: 0 H: 0 E: 0 LOB: 0 K: 1 BB: 0 S: 5 P: 5	R: 0 H: 1 E: 0 LOB: 0 K: 0 BB: 0 S: 3 P: 3	R: 0 H: 1 E: 0 LOB: 0 K: 0 BB: 0 S: 3 P: 3	R: 2 H: 3 E: 0 LOB: 0 K: 1 BB: 0 S: 7 P: 7	R: 0 H: 0 E: 0 LOB: 0 K: 0 BB: 0 S: 3 P: 3	R: 0 H: 0 E: 0 LOB: 0 K: 0 BB: 0 S: 3 P: 3	R: 2 H: 3 E: 0 LOB: 1 K: 0 BB: 0 S: 6 P: 6	R: 0 H: 0 E: 0 LOB: 0 K: 0 BB: 0 S: 3 P: 3	R: 0 H: 1 E: 0 LOB: 1 K: 1 BB: 0 S: 6 P: 6	1B: 5 SF: 0 2B: 4 SAC: 0 3B: 0 DP: 2 HR: 0 HBP: 0	WP: 0 PA: 33 PB: 0 SB: 0 CS: 1
<b>PITCHER</b> Mike Scott, R ERA: 6.43 Neil Allen, R ERA:	IP WLS BF H R ER SO BB IBB HBP BLK WP HR S P ERA WHIP										
	(1, 1) 7.0 W 26 8 4 4 2 0 0 0 0 0 0 0 30 30 5.14 1.143										
	(8, 1) 2.0 S 7 1 0 0 1 0 0 0 0 0 0 0 9 9 0.00 0.500										

San Diego Padres @ New York Mets  
Shea Stadium, Flushing, NY  
Sun May 03 1981, 3:38 AM EDT  
Att. 26,392 - Unknown

AB	33
R	4
H	9
RBI	4
BB	0
SO	3
LOB	7



livebaseballscorecards.com

Batter	1	2	3	4	5	6	7	8	9
Joel Youngblood, R (1, 9) OBP: 0.372, SLG: 0.436	0-0 FC5 1B 1B		0-0 2B 1B	0-0 BB BB 1-2 1B		4-0 SH2-4 BB	0-0 1-H 2-H HR		
Bob Bailor, R (1, 6) OBP: 0.438, SLG: 0.462	0-0 F8 1B		0-0 F8 SF9 1-H 2B	4-0 BB 1-2 2-3 BB		0-0 SH2-4 1-2	0-3 K		
Lee Mazzilli, S (1, 8) OBP: 0.254, SLG: 0.293	0-0 1-2 1B		0-0 F8 2-3	0-3 K		0-0 P4	0-3 K		
Dave Kingman, R (1, 7) OBP: 0.400, SLG: 0.500 Mookie Wilson, S (9, 7) OBP: 0.236, SLG: 0.278	0-0 F2 1B		4-0 SF9 BB 1B BB	4-0 FC6-4 1-2 2-3 3-H BB		4-0 IBB	0-0 6-3		
John Stearns, R (1, 3) OBP: 0.259, SLG: 0.320 Mike Jorgensen, L (9, 3) OBP: 0.235, SLG: 0.375	0-0 FC5 2-3f		4-0 SF9 1-2 1B BB	0-0 FC6-4 1-2f		0-0 F9	0-0 6-3		
Hubie Brooks, R (1, 5) OBP: 0.297, SLG: 0.365		0-0 B1-5-4 1B 1B	0-0 SF9 1-2 2-3 3-H		0-0 E4 E		0-0 1-6-3		
Alex Trevino, R (1, 2) OBP: 0.343, SLG: 0.279		0-0 F9 1B	0-0 2-H 3-H 1B		0-0 F7 1-2		4-0 1B HR BB		
Doug Flynn, R (1, 4) OBP: 0.388, SLG: 0.531		0-0 1-2 1B		0-0 F4-3		0-0 F8	0-0 HR 1B		
Mike Scott, R (1, 1) OBP: 0.333, SLG: 0.200 Rusty Staub, L (7, PH) OBP: 0.400, SLG: 0.474 Neil Allen, R (8, 1)		0-0 B1-5-4 2-3f		4-0 BB BB 1B BB		0-0 L4	0-3 K		

AB	R	H	RBI	BB	SO	LOB
4	2	4	3	1	0	0
3	1	1	1	1	1	1
5	0	1	0	0	2	5
2	1	0	1	3	0	2
0	0	0	0	0	0	0
4	0	0	0	1	0	7
0	0	0	0	0	0	0
3	0	1	1	0	0	0
3	1	1	1	1	0	2
4	1	2	0	0	0	1
2	1	0	0	1	0	3
1	0	0	0	0	1	2
0	0	0	0	0	0	0

1B	2B	3B	HR	SF	SAC	DP	HBP
8	1	0	1	1	1	1	0
0	0	0	0	0	0	0	0
1	0	0	0	0	0	0	0

**BOTTOM**

**San Diego Padres @ New York Mets**  
Shea Stadium, Flushing, NY  
Sun May 03 1981, 3:38 AM EDT  
Att. 26,392 - Unknown

[livebaseballscorecards.com](http://livebaseballscorecards.com)

<b>AB</b>	<b>31</b>
<b>R</b>	<b>7</b>
<b>H</b>	<b>10</b>
<b>RBI</b>	<b>7</b>
<b>BB</b>	<b>8</b>
<b>SO</b>	<b>4</b>
<b>LOB</b>	<b>23</b>



Inning Stats		R	H	E	K	S	P	BB	IBB	HBP	BLK	WP	HR	S	P	ERA	WHIP
1	2	0	2	0	0	5	4	0	0	0	0	0	0	1	39	9.82	3.545
2	1	0	2	0	0	4	1	0	0	0	0	0	0	3	18	0.00	0.000
3	3	0	3	0	0	6	2	0	0	0	0	0	1	12	24	13.50	2.000
4	4	0	2	0	0	4	1	0	0	0	0	0	0	5	5	0.00	0.000

PITCHER		IP	WLS	BF	H	R	ER	SO	BB	IBB	HBP	BLK	WP	HR	S	P	ERA	WHIP
John Curtis, L (1, 1) ERA: 5.87	3.2		22	8	4	4	4	1	5	0	0	0	0	0	19	39	9.82	3.545
John Littlefield, R (4, 1) ERA: 4.58	1.1		5	0	0	0	0	0	0	0	0	0	0	5	5	0.00	0.000	
Tim Lollar, L (6, 1) ERA: 10.93	2.0	L	11	2	3	3	2	2	2	1	0	0	0	1	12	24	13.50	2.000
John Ureña, R (8, 1) ERA:	1.0		3	0	0	0	0	1	0	0	0	0	0	0	5	5	0.00	0.000

WP	PA
0	41
0	0
0	0

**San Francisco Giants @ New York Mets**  
 Shea Stadium, Flushing, NY  
 Tue May 05 1981, 7:05 PM EDT  
 Att. 6,031 - Unknown

[livebaseballscorecards.com](http://livebaseballscorecards.com)

<b>AB</b>	<b>42</b>
<b>R</b>	<b>9</b>
<b>H</b>	<b>13</b>
<b>RBI</b>	<b>9</b>
<b>BB</b>	<b>0</b>
<b>SO</b>	<b>4</b>
<b>LOB</b>	<b>12</b>



WP:	0	PA:	42
PB:	1		
SB:	0		
CS:	0		

AB	R	H	RBI	BB	SO	LOB
4	0	0	0	0	0	2
1	0	0	0	0	0	0
5	1	1	0	0	0	0
4	1	1	0	0	1	0
1	0	0	0	0	0	0
5	2	4	2	0	0	1
5	1	1	1	0	0	3
5	0	2	1	0	0	2
4	2	1	1	0	0	2
4	1	1	2	0	1	2
3	1	2	2	0	1	0
1	0	0	0	0	1	0
0	0	0	0	0	0	0
0	0	0	0	0	0	0
0	0	0	0	0	0	0

Batter	1	2	3	4	5	6	7	8	9												
Enos Cabell, R (1, 3) OBP: 0.292, SLG: 0.348 Dave Bergman, L (7, 3) OBP: 0.259, SLG: 0.292	0-0 6-3		0-0 6-3	0-0 F8	0-0 F7			0-0 F3													
Milt May, L (1, 2) OBP: 0.354, SLG: 0.352	0-0 5-3		0-0 F6		0-0 2B 3B 1B	0-0 F4-3		0-0 F7													
Jack Clark, R (1, 9) OBP: 0.303, SLG: 0.337 Chili Davis, S (6, 9) OBP: 0.188, SLG: 0.133	0-0 E3 FC4		0-0 6-3		0-0 1-3 3B 2B	0-3 K		0-0 G3													
Larry Herndon, R (1, 7) OBP: 0.372, SLG: 0.478	0-0 FC4 1-2f			0-0 F4-3 1B 2B	0-0 2B 3B	0-0 1B		0-0 2B													
Darrell Evans, L (1, 5) OBP: 0.311, SLG: 0.396		0-0 F6		0-0 G3	0-0 PB 1B 2B	0-0 F8		0-0 F7													
Jerry Martin, R (1, 8) OBP: 0.318, SLG: 0.268		0-0 G3 1B		0-0 F4-3 2-3	0-0 2-H 3-H 1B		0-0 L5	0-0 F9													
Rennie Stennett, R (1, 4) OBP: 0.219, SLG: 0.290		0-0 G3 1-2		0-0 E 1B 1B	0-0 1-2f HR		0-0 6-3														
Billy Smith, S (1, 6) OBP: 0.263, SLG: 0.353		0-0 5-3		0-0 E5 1B	0-0 1-H HR		0-3 K														
Tom Griffin, R (1, 1) OBP: 0.231, SLG: 0.417 Jim Wohlford, R (8, PH) OBP: 0.222, SLG: 0.389 Randy Moffitt, R (8, 1) Fred Breining, R (9, 1) Greg Minton, S (9, 1)			0-0 HR	0-0 1-2 2-H 1B	0-3 K		0-3 K														
<b>Inning Stats</b>	R: 0 E: 1 K: 0 S: 4	H: 0 LOB: 1 BB: 0 P: 4	R: 0 E: 0 K: 0 S: 4	H: 1 LOB: 1 BB: 0 P: 4	R: 1 E: 0 K: 0 S: 4	H: 1 LOB: 0 BB: 0 P: 4	R: 2 E: 1 K: 0 S: 7	H: 3 LOB: 2 BB: 0 P: 7	R: 6 E: 0 K: 1 S: 11	H: 6 LOB: 0 BB: 0 P: 11	R: 0 E: 0 K: 1 S: 6	H: 1 LOB: 1 BB: 0 P: 6	R: 0 E: 0 K: 1 S: 5	H: 0 LOB: 0 BB: 0 P: 5	R: 0 E: 0 K: 1 S: 5	H: 0 LOB: 0 BB: 0 P: 5	R: 0 E: 0 K: 0 S: 4	H: 1 LOB: 1 BB: 0 P: 4	1B: 6 2B: 4 3B: 1 HR: 2	SF: 0 SAC: 0 DP: 0 HBP: 0	WP: 0 PA: 42
<b>PITCHER</b>	IP WLS BF H R ER SO BB IBB HBP BLK WP HR S P ERA WHIP	IP WLS BF H R ER SO BB IBB HBP BLK WP HR S P ERA WHIP	IP WLS BF H R ER SO BB IBB HBP BLK WP HR S P ERA WHIP	IP WLS BF H R ER SO BB IBB HBP BLK WP HR S P ERA WHIP	IP WLS BF H R ER SO BB IBB HBP BLK WP HR S P ERA WHIP	IP WLS BF H R ER SO BB IBB HBP BLK WP HR S P ERA WHIP	IP WLS BF H R ER SO BB IBB HBP BLK WP HR S P ERA WHIP	IP WLS BF H R ER SO BB IBB HBP BLK WP HR S P ERA WHIP	IP WLS BF H R ER SO BB IBB HBP BLK WP HR S P ERA WHIP												
Randy Jones, L (1, 1) ERA: 4.85 Dave Roberts, L (5, 1) ERA: 8.68 Dyar Miller, R (5, 1) ERA: 1.8 Jeff Reardon, R (8, 1) ERA: 6.75	4.0 L 22 8 6 5 0 0 0 0 0 0 1 22 22 11.25 2.000	0.0 2 2 1 1 0 0 0 0 0 0 0 0 2 2 ∞ ∞	3.0 11 2 2 2 3 0 0 0 0 0 1 17 17 6.00 0.667	2.0 7 1 0 0 1 0 0 0 0 0 0 0 9 9 0.00 0.500																	

**BOTTOM**

**San Francisco Giants @ New York Mets**  
 Shea Stadium, Flushing, NY  
 Tue May 05 1981, 7:05 PM EDT  
 Att. 6,031 - Unknown

livebaseballscorecards.com

<b>AB</b>	<b>38</b>
<b>R</b>	<b>7</b>
<b>H</b>	<b>13</b>
<b>RBI</b>	<b>7</b>
<b>BB</b>	<b>3</b>
<b>SO</b>	<b>5</b>
<b>LOB</b>	<b>12</b>



WP: 0	PA: 41
PB: 0	
SB: 0	
CS: 1	

Batter	1	2	3	4	5	6	7	8	9	AB	R	H	RBI	BB	SO	LOB
Joel Youngblood, R (1, 9) OBP: 0.396, SLG: 0.500	0-0 CS 1B		0-0 2B			0-0 F8		0-0 2B	0-0 F4	5	0	3	0	0	0	0
Frank Taveras, R (1, 6) OBP: 0.236, SLG: 0.229	0-0 F2 1-2		0-0 1-3			0-0 F3		0-0 L5	4-0 1B 1B BB	4	1	0	0	1	0	4
Lee Mazzilli, S (1, 8) OBP: 0.264, SLG: 0.302	0-0 F7				0-0 G3				0-0 1B 1B	5	1	2	0	0	0	0
Dave Kingman, R (1, 7) OBP: 0.400, SLG: 0.484		4-0 BB G4-6-3		0-0 6-3		0-3 K			0-0 K	4	0	1	1	1	2	1
Rusty Staub, L (1, 3) OBP: 0.388, SLG: 0.458		0-0 G4-6-3		0-0 F8		0-0 F7			0-0 1B 2B BB	2	0	0	0	0	0	1
Jeff Reardon, R (8, 1)									0-0 F7	0	0	0	0	0	0	0
Mike Cubbage, L (9, PH) OBP: 0.357, SLG: 0.300		1-2f							0-0 F7	1	1	0	0	1	0	2
Hubie Brooks, R (1, 5) OBP: 0.309, SLG: 0.373		0-0 BLK 1B			0-3 K				0-0 2B 3B 1B	4	1	2	1	0	2	0
Alex Trevino, R (1, 2) OBP: 0.352, SLG: 0.308		0-0 4-3 1-2			0-0 K				0-0 6-3 1B 2B	4	1	2	1	0	0	1
Doug Flynn, R (1, 4) OBP: 0.394, SLG: 0.559			0-0 F1-3		0-0 F8				0-0 FC3-6 1B HR 3B	4	1	2	2	0	0	1
Randy Jones, R (1, 1) OBP: 0.286, SLG: 0.286			0-3 K		0-0 4-3				0-0 FC3-6 2B HR	1	0	0	0	0	1	0
Dave Roberts, L (5, 1)									0-0 FC3-6 2B HR	0	0	0	0	0	0	0
Dyar Miller, R (5, 1)									0-0 FC3-6 2B HR	0	0	0	0	0	0	0
Mike Jorgensen, L (5, 3) OBP: 0.250, SLG: 0.526									0-0 FC3-6 2B HR	3	1	1	2	0	0	2
Wally Backman, S (7, PH) OBP: 0.111, SLG: 0.111									0-0 FC3-6 2B HR	1	0	0	0	0	0	0

Inning Stats	R: 0	H: 1	E: 0	LOB: 0	K: 0	S: 3	P: 3	R: 0	H: 1	E: 0	LOB: 1	K: 0	S: 3	P: 7	R: 0	H: 1	E: 0	LOB: 1	K: 1	S: 6	R: 0	H: 0	E: 0	LOB: 0	K: 0	S: 3	R: 0	H: 1	E: 0	LOB: 1	K: 1	S: 6	R: 0	H: 0	E: 0	LOB: 0	K: 2	S: 7	R: 0	H: 2	E: 0	LOB: 2	K: 0	S: 5	R: 7	H: 7	E: 0	LOB: 2	K: 1	S: 12	1B: 8	SF: 0	2B: 3	SAC: 0	3B: 1	DP: 1	HR: 1	HBP: 0	WP: 0	PA: 41
--------------	------	------	------	--------	------	------	------	------	------	------	--------	------	------	------	------	------	------	--------	------	------	------	------	------	--------	------	------	------	------	------	--------	------	------	------	------	------	--------	------	------	------	------	------	--------	------	------	------	------	------	--------	------	-------	-------	-------	-------	--------	-------	-------	-------	--------	-------	--------

PITCHER	IP	WLS	BF	H	R	ER	SO	BB	IBB	HBP	BLK	WP	HR	S	P	ERA	WHIP
Tom Griffin, R (1, 1) ERA: 4.5	7.0	W	24	4	0	0	4	1	0	0	1	0	0	31	35	0.00	0.714
Randy Moffitt, R (8, 1) ERA: 10.13	1.1		12	7	6	6	1	1	0	0	0	0	1	13	17	40.50	6.000
Fred Breining, R (9, 1) ERA: 3.21	0.1		2	0	0	0	0	1	0	0	0	0	0	1	5	0.00	3.000
Greg Minton, R (9, 1) ERA: 3.63	0.1	S	3	2	1	1	0	0	0	0	0	0	0	3	3	27.00	6.000

Batter	1	2	3	4	5	6	7	8	9	AB	R	H	RBI	BB	SO	LOB	TOP
Enos Cabell, R (1, 3) OBP: 0.297, SLG: 0.351 Dave Bergman, L (8, 3) OBP: 0.259, SLG: 0.292	0-0 BB SH BB 1B	0-0 5-3			0-0 F4	0-0 1B 1B 1B		0-0 6-3		5	2	2	1	0	0	0	
Milt May, L (1, 2) OBP: 0.361, SLG: 0.360	0-0 SH BB BB 1-2		0-0 F4-3		0-0 5-3 1B	0-0 1B 1B		0-0 F4-3		4	1	2	0	0	0	0	
Jack Clark, R (1, 9) OBP: 0.317, SLG: 0.367	0-0 F8		0-0 1B 3B		0-0 5-3	0-0 1B 1B		4-0 FC5-4 BB		4	1	2	1	1	0	3	
Larry Herndon, R (1, 7) OBP: 0.374, SLG: 0.469	0-0 F8		0-0 CS 1B		4-0 1B BB	0-3 K		0-3 K		4	0	1	1	1	2	5	
Darrell Evans, L (1, 5) OBP: 0.324, SLG: 0.394	4-0 BB 1-2 2-3 BB		4-0 S BB		0-0 CS 1B		0-0 F4		0-0 FC5-4		3	0	1	1	2	0	1
Jerry Martin, R (1, 8) OBP: 0.333, SLG: 0.256	4-0 1-2 2-3 3-H BB		0-0 5-3		0-0 CS 1B	1-0 E S SF8 HBP		0-0 F7		2	1	0	1	1	0	1	
Rennie Stennett, R (1, 4) OBP: 0.229, SLG: 0.294 Johnnie LeMaster, R (6, 6) OBP: 0.278, SLG: 0.250	0-0 F9			0-0 G3 CS 1B		0-0 E3 SH1-4 1B		0-3 K		3	1	1	0	0	0	4	
Billy Smith, S (1, 6) OBP: 0.217, SLG: 0.300		0-0 F6		0-0 G3		0-0 SF8		0-0 F8		3	0	0	1	0	0	1	
Ed Whitson, R (1, 1) OBP: 0.111, SLG: 0.111 Al Holland, R (5, 1) Fred Breining, R (6, 1) Greg Minton, S (7, 1)		0-0 5-3		0-3 K		0-0 SH1-4		0-0 F7		2	0	0	0	0	1	1	
<b>Inning Stats</b>	R: 1 H: 1 E: 1 LOB: 3 K: 0 BB: 2 S: 5 P: 13	R: 0 H: 0 E: 0 LOB: 0 K: 0 BB: 0 S: 3 P: 3	R: 1 H: 2 E: 0 LOB: 1 K: 0 BB: 1 S: 4 P: 8	R: 0 H: 1 E: 0 LOB: 0 K: 1 BB: 0 S: 5 P: 5	R: 1 H: 2 E: 0 LOB: 1 K: 0 BB: 1 S: 4 P: 8	R: 3 H: 3 E: 1 LOB: 2 K: 1 BB: 0 S: 9 P: 10	R: 0 H: 0 E: 0 LOB: 0 K: 1 BB: 0 S: 5 P: 5	R: 0 H: 0 E: 0 LOB: 0 K: 0 BB: 0 S: 3 P: 3	R: 0 H: 0 E: 0 LOB: 1 K: 1 BB: 1 S: 5 P: 9	1B: 8 SF: 1 2B: 0 SAC: 2 3B: 1 DP: 0 HR: 0 HBP: 1	WP: 0 PA: 42 PB: 0 SB: 3 CS: 3						
<b>PITCHER</b>	IP WLS BF H R ER SO BB IBB HBP BLK WP HR S P ERA WHIP																
Pat Zachry, R (1, 1) ERA: 3.63	5.2 L 28 7 6 3 1 4 0 1 0 0 0 0 25 42 4.76 1.941																
Pete Falcone, L (6, 1) ERA: 0.9	0.1 3 2 0 0 0 1 0 0 0 0 0 0 5 5 0.00 6.000																
Jeff Reardon, R (7, 1) ERA: 5.87	2.0 6 0 0 0 0 1 0 0 0 0 0 0 8 8 0.00 0.000																
Neil Allen, R (9, 1) ERA:	1.0 4 0 0 0 0 1 1 0 0 0 0 0 5 9 0.00 1.000																

San Francisco Giants @ New York Mets  
Shea Stadium, Flushing, NY  
Wed May 06 1981, 7:05 PM EDT  
Att. 5,119 - Unknown

AB	32
R	6
H	9
RBI	6
BB	5
SO	4
LOB	16



WP	0	PA	42
PB	0		
SB	3		
CS	3		



BOTTOM

San Francisco Giants @ New York Mets  
Shea Stadium, Flushing, NY  
Wed May 06 1981, 7:05 PM EDT  
Att. 5,119 - Unknown

livebaseballscorecards.com

AB 39  
R 4  
H 12  
RBI 4  
BB 3  
SO 9  
LOB 27



WP: 1 PA: 43  
PB: 0  
SB: 1  
CS: 0

AB R H RBI BB SO LOB

5 1 4 1 0 0 0  
2 0 1 1 1 1 0  
0 0 0 1 0 0 0  
0 0 0 0 0 0 0  
1 0 0 0 0 1 1  
0 0 0 0 0 0 0

5 0 0 0 0 2 7

5 0 2 0 0 3 4  
5 0 2 0 0 1 2

5 1 1 0 0 0 3

1 0 0 0 1 0 0  
2 1 0 0 1 0 3

4 1 0 0 0 0 7

2 0 1 0 0 1 0  
0 0 0 0 0 0 0  
2 0 1 1 0 0 0

1B: 11 SF: 1  
2B: 0 SAC: 0  
3B: 1 DP: 0  
HR: 0 HBP: 0

Batter	1	2	3	4	5	6	7	8	9
Joel Youngblood, R (1, 9) OBP: 0.434, SLG: 0.571	0-0 6-3		0-0 1B 3B		0-0 1B	0-0 1B		0-0 1B	
Bob Bailor, R (1, 6) OBP: 0.474, SLG: 0.467	0-3 K		0-0 1B		4-0 1B	0-0 SF8		0-3 K	
Mike Jorgensen, L (6, PH) OBP: 0.238, SLG: 0.526			3-H 1B		1-2 2-3 BB	1-2 2-3 3-H			
Jeff Reardon, R (7, 1)									
Mookie Wilson, S (8, PH) OBP: 0.232, SLG: 0.273									
Neil Allen, R (9, 1)									
Lee Mazzilli, S (1, 8) OBP: 0.247, SLG: 0.279	0-3 K		0-0 F7		0-0 F4	0-3 K		0-0 1-3	
Dave Kingman, R (1, 7) OBP: 0.400, SLG: 0.478		0-0 1B	0-3 K		0-3 K		0-3 K		0-0 FC5-4 1B
Rusty Staub, L (1, 3) OBP: 0.389, SLG: 0.453		0-3 K		0-0 F7		0-0 FC5-2 1B		0-0 F8	
John Stearns, R (1, 2) OBP: 0.250, SLG: 0.300		0-0 F5		0-0 F7		0-0 E5 1B		0-0 FC5-4	
Mike Cabbage, L (1, 5) OBP: 0.375, SLG: 0.273		4-0 BB		0-0 F8		4-0 1B FC5-2 1B BB		0-0 1-3	
Hubie Brooks, R (6, PH) OBP: 0.310, SLG: 0.362									
Doug Flynn, R (1, 4) OBP: 0.373, SLG: 0.528		0-0 F7			0-0 F6-3	0-0 FC5-2 1B 1B SF8		0-0 F1-3	
Pat Zachry, R (1, 1) OBP: 0.444, SLG: 0.375			0-3 K		0-0 BB 1B	0-0 BB 1B		0-0 1-3	
Pete Falcone, L (6, 1)									
Alex Trevino, R (6, PH) OBP: 0.356, SLG: 0.313									

Inning Stats	R: 0	H: 0	E: 0	K: 2	S: 7	H: 0	LOB: 0	BB: 0	P: 7	R: 0	H: 1	E: 0	K: 1	S: 6	R: 0	H: 1	E: 0	K: 2	S: 9	R: 0	H: 0	E: 0	K: 0	S: 3	R: 0	H: 2	E: 0	K: 1	S: 7	R: 3	H: 3	E: 1	K: 1	S: 9	R: 0	H: 2	E: 0	K: 1	S: 7	R: 0	H: 1	E: 0	K: 0	S: 4	R: 0	H: 1	E: 0	K: 1	S: 6
--------------	------	------	------	------	------	------	--------	-------	------	------	------	------	------	------	------	------	------	------	------	------	------	------	------	------	------	------	------	------	------	------	------	------	------	------	------	------	------	------	------	------	------	------	------	------	------	------	------	------	------

PITCHER	IP	WLS	BF	H	R	ER	SO	BB	IBB	HBP	BLK	WP	HR	S	P	ERA	WHIP
Ed Whitton, R (1, 1) ERA: 3.48	4.1		20	5	1	1	5	2	0	0	0	0	0	28	36	2.08	1.615
Al Holland, L (5, 1) ERA: 7.11	1.0		8	3	3	1	1	1	0	0	0	0	0	9	13	9.00	4.000
Fred Breining, R (6, 1) ERA: 3.0	1.0		5	2	0	0	2	0	0	0	0	0	0	9	9	0.00	2.000
Greg Minton, R (7, 1) ERA: 3.24	2.2	W	10	2	0	0	1	0	0	0	0	1	0	12	12	0.00	0.750

PITCHER	IP	WLS	BF	H	R	ER	SO	BB	IBB	HBP	BLK	WP	HR	S	P	ERA	WHIP
---------	----	-----	----	---	---	----	----	----	-----	-----	-----	----	----	---	---	-----	------

Batter	1	2	3	4	5	6	7	8	9	AB	R	H	RBI	BB	SO	LOB	TOP					
Enos Cabell, R (1, 3) OBP: 0.295, SLG: 0.347	0-0 2-3 1B	0-0 F7			0-0 F5			0-0 F8		4	1	1	0	0	0	2						
Milt May, L (1, 2) OBP: 0.368, SLG: 0.367	0-0 F8		0-0 FC6-4 1B			0-0 F8		0-0 E9 1-H 1B		4	0	2	0	0	0	1						
Mike Sadek, R (8, PR) OBP: 0.211, SLG: 0.176										0	0	0	0	0	0	0						
Jack Clark, R (1, 9) OBP: 0.306, SLG: 0.351	0-0 2-3		0-0 FC6-4 F6-4-3			0-0 F6		0-3 K		4	0	0	0	0	1	3						
Johnnie LeMaster, R (8, 6) OBP: 0.278, SLG: 0.250										0	0	0	0	0	0	0						
Larry Herndon, R (1, 7) OBP: 0.369, SLG: 0.460	0-0 2-H 1B		0-0 F6-4-3			0-0 G3			0-3 K	4	0	1	1	0	1	1						
Darrell Evans, L (1, 5) OBP: 0.330, SLG: 0.392	4-0 FC6-4 BB				0-0 F8			0-0 F9		3	0	1	0	1	0	0						
Jerry Martin, R (1, 8) OBP: 0.308, SLG: 0.234	0-0 FC6-4 1-2f				0-3 K			0-0 5-3		4	0	0	0	0	2	3						
Rennie Stennett, R (1, 4) OBP: 0.211, SLG: 0.270		0-0 6-3			0-0 6-3			0-0 F4-3		3	0	0	0	0	0	0						
Joe Morgan, L (9, PH) OBP: 0.295, SLG: 0.297										1	0	0	0	0	0	1						
Billy Smith, S (1, 6) OBP: 0.200, SLG: 0.273		0-0 F8			0-0 F8			0-0 6-3		2	0	0	0	0	0	0						
Bill North, S (8, PH) OBP: 0.350, SLG: 0.273										1	0	0	0	0	0	0						
Gary Lavelle, S (8, 1) OBP: 0.333, SLG: 0.333										0	0	0	0	0	0	0						
Doyle Alexander, R (1, 1) OBP: 0.200, SLG: 0.154		0-0 2B			0-0 F8			0-0 1B E 1B		2	0	1	0	0	0	0						
Dave Bergman, L (8, PH) OBP: 0.286, SLG: 0.320										1	1	1	0	0	0	0						
<b>Inning Stats</b>	R: 1 E: 0 K: 0 S: 5	H: 2 LOB: 2 BB: 1 P: 9	R: 0 E: 0 K: 0 S: 4	H: 1 LOB: 1 BB: 0 P: 4	R: 0 E: 0 K: 0 S: 3	H: 1 LOB: 0 BB: 0 P: 3	R: 0 E: 0 K: 1 S: 5	H: 0 LOB: 0 BB: 0 P: 5	R: 0 E: 0 K: 0 S: 3	H: 0 LOB: 0 BB: 0 P: 3	R: 0 E: 0 K: 0 S: 3	H: 0 LOB: 0 BB: 0 P: 3	R: 0 E: 0 K: 0 S: 3	H: 0 LOB: 0 BB: 0 P: 3	R: 1 E: 1 K: 1 S: 7	H: 2 LOB: 1 BB: 0 P: 7	R: 0 E: 0 K: 2 S: 8	H: 1 LOB: 1 BB: 0 P: 8	1B: 6 2B: 1 3B: 0 HR: 0	SF: 0 SAC: 0 DP: 1 HBP: 0	WP: 0 PB: 0 SB: 0 CS: 0	PA: 34
<b>PITCHER</b>	IP	WLS	BF	H	R	ER	SO	BB	IBB	HBP	BLK	WP	HR	S	P	ERA	WHIP					
Ed Lynch, R (1, 1) ERA: 2.19	7.2	W	29	6	2	1	1	1	0	0	0	0	0	30	34	1.17	0.913					
Neil Allen, R (8, 1) ERA:	1.1	S	5	1	0	0	3	0	0	0	0	0	0	11	11	0.00	0.750					

San Francisco Giants @ New York Mets  
Shea Stadium, Flushing, NY  
Thu May 07 1981, 7:05 PM EDT  
Att. 5,653 - Unknown

livebaseballscorecards.com

AB 33  
R 2  
H 7  
RBI 1  
BB 1  
SO 4  
LOB 11





Batter	1	2	3	4	5	6	7	8	9	AB R H RBI BB SO LOB	TOP		
Davey Lopes, R OBP: 0.241, SLG: 0.172 (1, 4) X	0-0 F4-3		0-0 6-3		0-0 F8			0-3 K		4 0 0 0 0 1 0			
Ken Landreaux, L OBP: 0.388, SLG: 0.514 (1, 8) X	0-0 E6 BLK 1B		0-3 K			0-0 3-1		0-0 CS 1B		4 1 1 0 0 1 0			
Dusty Baker Jr., R OBP: 0.363, SLG: 0.462 (1, 7) X	0-0 1B 6-3 1B 1-H		0-0 2B			0-3 K		0-0 F9 1-2		4 0 2 1 0 1 1			
Steve Garvey, R OBP: 0.271, SLG: 0.411 (1, 3) X	0-0 6-3 1-2		0-3 K			0-0 6-3		0-0 F8		4 0 0 0 0 1 2			
Ron Cey, R OBP: 0.372, SLG: 0.432 (1, 5) X	0-0 FC5-4 2-3 1B			0-0 L6			4-0 2B FC4-2 BB	0-3 K		3 0 1 0 1 1 0			
Pedro Guerrero, R OBP: 0.353, SLG: 0.461 (1, 9) X	0-0 FC5-4 1-2f		0-3 K			0-0 FC4-2 1-3 2B		4-0 BB		3 0 1 0 1 1 2			
Mike Scioscia, L OBP: 0.346, SLG: 0.329 (1, 2) X		0-0 F4-3		0-0 6-3			0-0 FC4-2 2-3 3-H	0-0 F2		4 0 0 0 0 0 3			
Bill Russell, R OBP: 0.237, SLG: 0.231 (1, 6) X		0-0 L5			0-0 1-3		0-0 L1			3 0 0 0 0 0 2			
Fernando Valenzuela, L OBP: 0.318, SLG: 0.318 (1, 1) X		0-3 K			0-3 K		0-0 L6			3 0 0 0 0 2 2			
<b>Inning Stats</b>	R: 1 E: 1 K: 0 S: 6 H: 2 LOB: 2 BB: 0 P: 6	R: 0 E: 0 K: 1 S: 5 H: 0 LOB: 0 BB: 0 P: 5	R: 0 E: 0 K: 2 S: 8 H: 1 LOB: 1 BB: 0 P: 8	R: 0 E: 0 K: 1 S: 5 H: 0 LOB: 0 BB: 0 P: 5	R: 0 E: 0 K: 1 S: 5 H: 0 LOB: 0 BB: 0 P: 5	R: 0 E: 0 K: 1 S: 5 H: 0 LOB: 0 BB: 0 P: 5	R: 0 E: 0 K: 0 S: 4 H: 1 LOB: 2 BB: 1 P: 8	R: 0 E: 0 K: 1 S: 5 H: 1 LOB: 0 BB: 0 P: 5	R: 0 E: 0 K: 1 S: 5 H: 0 LOB: 1 BB: 1 P: 9	1B: 3 2B: 2 3B: 0 HR: 0 SF: 0 SAC: 0 DP: 0 HBP: 0	WP: 0 PB: 0 SB: 0 CS: 1 PA: 34		
<b>PITCHER</b>	IP WLS BF H R ER SO BB IBB HBP BLK WP HR S P ERA WHIP											<b>PITCHER</b>	IP WLS BF H R ER SO BB IBB HBP BLK WP HR S P ERA WHIP
Mike Scott, R ERA: 4.82 (1, 1)	7.0 L 27 4 1 0 6 1 0 0 1 0 0 0 38 42 0.00 0.714											Jeff Reardon, R ERA: 5.19 (8, 1)	2.0 7 1 0 0 2 1 0 0 0 0 0 10 14 0.00 1.000

**Los Angeles Dodgers @ New York Mets**  
 Shea Stadium, Flushing, NY  
 Fri May 08 1981, 7:05 PM EDT  
 Att: 39,848 - Unknown

livebaseballscorecards.com

**AB 32**  
**R 1**  
**H 5**  
**RBI 1**  
**BB 2**  
**SO 8**  
**LOB 12**



Batter	1	2	3	4	5	6	7	8	9	AB	R	H	RBI	BB	SO	LOB
Lee Mazzilli, S (1, 8) OBP: 0.244, SLG: 0.263	0-0 BB S 1B	4-0 1-2 2-3 BB		0-0 F8			0-3 1-2 K		0-0 F3	4	0	1	0	1	1	1
Bob Bailor, R (1, 6) OBP: 0.423, SLG: 0.381 Rusty Staub, L (7, PH) OBP: 0.397, SLG: 0.453 Wally Backman, S (7, PR) OBP: 0.111, SLG: 0.111 Jeff Reardon, R (8, 1)	0-3 K	0-3 K			0-0 F3		4-0 BB			3	0	0	0	0	2	4
John Stearns, R (1, 3) OBP: 0.250, SLG: 0.273	4-0 BB BB		0-0 F9		0-0 F8		0-0 P4			3	0	0	0	1	0	2
Joel Youngblood, R (1, 9) OBP: 0.410, SLG: 0.518	4-0 G5-4-3 1-2 2-3 BB		0-0 S 1B		0-0 6-3			0-3 K		3	0	1	0	1	1	0
Dave Kingman, R (1, 7) OBP: 0.378, SLG: 0.434	0-0 G5-4-3 1-2f		0-3 K		0-3 K			0-3 K		4	0	0	0	0	3	4
Hubie Brooks, R (1, 5) OBP: 0.346, SLG: 0.387		0-0 BB 1B 1B	0-0 BB		0-0 CS 1B			0-0 1B		3	0	3	0	1	0	0
Alex Trevino, R (1, 2) OBP: 0.350, SLG: 0.311		0-0 BB 1-2 1B	0-0 1-3		0-3 K			0-0 4-3		4	0	1	0	0	1	4
Doug Flynn, R (1, 4) OBP: 0.366, SLG: 0.544		0-0 F9		0-0 F8			0-0 FC1-6 1B		0-3 K	4	0	1	0	0	1	2
Mike Scott, R (1, 1) OBP: 0.250, SLG: 0.143 Frank Taveras, R (7, PH) OBP: 0.230, SLG: 0.222 (8, 6)		0-3 K		0-3 K			0-0 FC1-6 1-2f S		0-0 5-3	2	0	0	0	0	2	2
										2	0	0	0	0	0	1
<b>Inning Stats</b>	R: 0 H: 1 E: 0 LOB: 2 K: 1 BB: 2 S: 5 P: 13	R: 0 H: 2 E: 0 LOB: 3 K: 2 BB: 1 S: 9 P: 13	R: 0 H: 1 E: 0 LOB: 2 K: 1 BB: 1 S: 6 P: 10	R: 0 H: 0 E: 0 LOB: 0 K: 1 BB: 0 S: 5 P: 5	R: 0 H: 0 E: 0 LOB: 0 K: 0 BB: 0 S: 3 P: 3	R: 0 H: 1 E: 0 LOB: 0 K: 2 BB: 0 S: 7 P: 7	R: 0 H: 1 E: 0 LOB: 2 K: 1 BB: 1 S: 6 P: 10	R: 0 H: 1 E: 0 LOB: 1 K: 2 BB: 0 S: 8 P: 8	R: 0 H: 0 E: 0 LOB: 0 K: 1 BB: 0 S: 5 P: 5	1B: 7 SF: 0 2B: 0 SAC: 0 3B: 0 DP: 1 HR: 0 HBP: 0	WP: 0 PA: 37 PB: 0 SB: 3 CS: 1					
<b>PITCHER</b> Fernando Valenzuela, L (1, 1) ERA: 0.29	IP: 9.0 WLS: W BF: 37 H: 7 R: 0 ER: 0 SO: 11 BB: 5 IBB: 0 HBP: 0 BLK: 0 WP: 0 HR: 0 S: 54 P: 74 ERA: 0.00 WHIP: 1.333															

**BOTTOM**

**Los Angeles Dodgers @ New York Mets**  
 Shea Stadium, Flushing, NY  
 Fri May 08 1981, 7:05 PM EDT  
 Att. 39,848 - Unknown

[livebaseballscorecards.com](http://livebaseballscorecards.com)

<b>AB</b>	<b>32</b>
<b>R</b>	<b>0</b>
<b>H</b>	<b>7</b>
<b>RBI</b>	<b>0</b>
<b>BB</b>	<b>5</b>
<b>SO</b>	<b>11</b>
<b>LOB</b>	<b>20</b>



Los Angeles Dodgers @ New York Mets  
 Shea Stadium, Flushing, NY  
 Sat May 09 1981, 3:33 AM EDT  
 Att: 16,776 - Unknown

livebaseballscorecards.com

AB	35
R	4
H	9
RBI	4
BB	4
SO	6
LOB	16



WP:	0	PA:	39
PB:	1		
SB:	0		
CS:	0		

AB R H RBI BB SO LOB

4	1	1	1	1	1	1
4	0	1	0	1	2	2
5	0	1	0	0	1	3
3	1	1	0	1	0	3
4	0	1	0	0	1	2
4	2	2	3	0	0	1
4	0	2	0	0	0	0
4	0	0	0	0	1	3
1	0	0	0	0	0	1
1	0	0	0	0	0	0
1	0	0	0	0	0	0
0	0	0	0	0	0	0
0	0	0	0	0	0	0
0	0	0	0	1	0	0

Batter	1	2	3	4	5	6	7	8	9
Davey Lopes, R (1, 4) OBP: 0.248, SLG: 0.204	0-0 HR		0-0 F8		0-0 F9		4-0 BB		0-3 K
Ken Landreaux, L (1, 8) OBP: 0.388, SLG: 0.505	0-0 F7		0-0 E1 F4-3 1B		4-0 1B BB		0-3 K		0-3 K
Dusty Baker Jr., R (1, 7) OBP: 0.356, SLG: 0.450	0-3 K		0-0 F4-3 2-3		0-0 1B		0-0 F9		0-0 F8
Steve Garvey, R (1, 3) OBP: 0.279, SLG: 0.417	4-0 BB		0-0 F8		0-0 F9			0-0 PB HR 2B	
Ron Cey, R (1, 5) OBP: 0.368, SLG: 0.424	0-3 K			0-0 5-3		0-0 1B 1B		0-0 L5	
Pedro Guerrero, R (1, 9) OBP: 0.360, SLG: 0.538		0-0 F7		0-0 HR		0-0 F8		0-0 2-H HR	
Steve Yeager, R (1, 2) OBP: 0.333, SLG: 0.455		0-0 2B		0-0 F4		0-0 F5-4-3 1B		0-0 F8	
Bill Russell, R (1, 6) OBP: 0.227, SLG: 0.221		0-0 6-3		0-0 F7		0-0 F5-4-3		0-3 K	
Rick Sutcliffe, L (1, 1) OBP: 0.200, SLG: 0.111		0-0 6-3			0-0 F4		0-0 L3		4-0 BB
Dave Goltz, R (2, 1) OBP: 0.158, SLG: 0.111									
Jay Johnstone, L (7, PH) OBP: 0.690, SLG: 1.000									
Bobby Castillo, R (7, 1) OBP: 0.690, SLG: 1.000									
Steve Howe, L (8, 1)									
Mike Scioscia, L (8, 2) OBP: 0.354, SLG: 0.329									

Inning Stats	R: 1	H: 1	R: 0	H: 1	R: 0	H: 1	R: 0	H: 1	R: 0	H: 2	R: 0	H: 0	R: 2	H: 2	R: 0	H: 0	
E: 0	LOB: 1	E: 0	LOB: 1	E: 1	LOB: 0	E: 0	LOB: 2	E: 0	LOB: 1	E: 0	LOB: 1	E: 0	LOB: 0	E: 0	LOB: 1	E: 0	LOB: 1
K: 2	BB: 1	K: 0	BB: 0	K: 0	BB: 0	K: 0	BB: 1	K: 1	BB: 0	K: 1	BB: 1	K: 1	BB: 0	K: 2	BB: 1	K: 2	BB: 1
S: 8	P: 12	S: 4	P: 4	S: 4	P: 4	S: 4	P: 4	S: 4	P: 8	S: 4	P: 4	S: 5	P: 9	S: 7	P: 7	S: 7	P: 11

PITCHER	IP	WLS	BF	H	R	ER	SO	BB	IBB	HBP	BLK	WP	HR	S	P	ERA	WHIP
Dave Roberts, L (1, 1) ERA: 7.07	4.2		21	5	2	2	2	2	0	0	0	0	2	23	31	3.86	1.500
Tom Hausman, R (5, 1) ERA: 2.0	1.1		5	2	0	0	0	0	0	0	0	0	0	5	5	0.00	1.500
Neil Allen, R (7, 1) ERA: 1.04	2.0	W	9	2	2	2	2	1	0	0	0	0	1	12	16	9.00	1.500
Jeff Reardon, R (9, 1) ERA: 4.91	1.0	S	4	0	0	0	2	1	0	0	0	0	0	7	11	0.00	1.000

Batter	1	2	3	4	5	6	7	8	9	AB	R	H	RBI	BB	SO	LOB
Mookie Wilson, S OBP: 0.246, SLG: 0.283 (1, 8)	0-0 E S 1B	0-0 P1-5		0-0 PO 1-2 1B		0-0 G3		0-3 K		5	1	2	0	0	1	8
Frank Taveras, R OBP: 0.241, SLG: 0.253 (1, 6)	4-0 BB S 1-3 SF7 BB	0-0 1-H 2-H 3B		0-0 PO 1-2	0-0 4-3		0-0 6-3	0-0 SF8		3	1	1	3	1	0	0
Joel Youngblood, R OBP: 0.394, SLG: 0.492 (1, 9)	0-0 BB 1-2 3-H 1B	0-0 1-3			0-3 K		0-0 F7	0-0 F7		5	0	1	1	0	1	2
Mike Jorgensen, L OBP: 0.345, SLG: 0.692 (1, 7) (9, 3)	4-0 FC6-4 1-2 2-3 BB		0-0 2B		0-0 3-1		0-3 K			3	0	1	0	1	1	0
Hubie Brooks, R OBP: 0.354, SLG: 0.403 (1, 5)	0-0 SF7 3-H		0-0 6-3		0-0 4-3 2B		0-0 4-3 2B	4-0 1B BB		2	1	1	1	1	0	1
Rusty Staub, L OBP: 0.390, SLG: 0.441 Bob Bailor, R OBP: 0.423, SLG: 0.381 (1, 3) (8, PR) (9, 7)	0-0 F6		0-0 F3		0-0 4-3		0-0 4-3	0-0 1B SH 1B		4	0	1	0	0	0	4
Alex Trevino, R OBP: 0.345, SLG: 0.308 (1, 2)	0-0 FC6-4 1-2f		0-0 6-3		0-0 5-3		0-0 5-3	0-0 SH 1-2 SF8 1B		4	1	1	1	0	0	4
Doug Flynn, R OBP: 0.388, SLG: 0.556 (1, 4)		0-0 1B 3B 1B		0-0 CS 1B		4-0 BB IBB		0-0 SH 1-3 2-H		2	1	2	0	1	0	0
Dave Roberts, L OBP: 0.250, SLG: 0.250 Tom Hausman, R OBP: 0.253, SLG: 0.263 Lee Mazzilli, S OBP: 0.253, SLG: 0.263 Neil Allen, R OBP: 0.270, SLG: 0.273 John Stearns, R OBP: 0.270, SLG: 0.273 Jeff Reardon, R (1, 1) (5, 1) (6, PH) (7, 1) (8, PH) (9, 1)		0-0 1-2 3B 1B		0-3 K		4-0 BB IBB		4-0 IBB		2	1	1	0	0	1	1

Inning Stats	R: 2	H: 2	E: 0	K: 0	S: 5	H: 2	LOB: 2	BB: 2	P: 13	R: 2	H: 3	E: 0	K: 0	S: 5	R: 0	H: 1	E: 0	K: 0	S: 4	R: 0	H: 2	E: 0	K: 1	S: 5	R: 0	H: 0	E: 0	K: 1	S: 5	R: 0	H: 1	E: 0	K: 0	S: 4	R: 0	H: 0	E: 0	K: 1	S: 5	R: 3	H: 2	E: 1	K: 1	S: 8	H: 2	LOB: 2	BB: 2	P: 16	1B: 8	SF: 2	2B: 2	SAC: 1	3B: 1	DP: 0	HR: 0	HBP: 0	WP: 0	PA: 40
--------------	------	------	------	------	------	------	--------	-------	-------	------	------	------	------	------	------	------	------	------	------	------	------	------	------	------	------	------	------	------	------	------	------	------	------	------	------	------	------	------	------	------	------	------	------	------	------	--------	-------	-------	-------	-------	-------	--------	-------	-------	-------	--------	-------	--------

PITCHER	IP	WLS	BF	H	R	ER	SO	BB	IBB	HBP	BLK	WP	HR	S	P	ERA	WHIP
Rick Sutcliffe, R ERA: 3.48 (1, 1)	1.2		11	5	4	4	0	2	2	0	0	0	0	9	17	21.60	4.200
Dave Goltz, R ERA: 2.76 (2, 1)	4.1		17	4	0	0	2	1	1	0	0	0	0	19	27	0.00	1.154
Bobby Castillo, R ERA: 6.0 (7, 1)	1.0	L	5	1	2	2	1	1	0	0	0	0	0	6	10	18.00	2.000
Steve Howe, L ERA: 0.79 (8, 1)	1.0		6	1	1	1	1	0	1	0	0	0	0	7	11	9.00	1.000

**BOTTOM**

**Los Angeles Dodgers @ New York Mets**  
 Shea Stadium, Flushing, NY  
 Sat May 09 1981, 3:33 AM EDT  
 Att. 16,776 - Unknown

livebaseballscores.com

AB	30
R	7
H	11
RBI	6
BB	6
SO	4
LOB	20



WP	PA	ERA	WHIP
0	40		

Los Angeles Dodgers @ New York Mets  
 Shea Stadium, Flushing, NY  
 Sun May 10 1981, 3:33 AM EDT  
 Att. 12,102 - Unknown

livebaseballscorecards.com

AB	33
R	5
H	4
RBI	4
BB	9
SO	6
LOB	16



Batter	1	2	3	4	5	6	7	8	9	AB	R	H	RBI	BB	SO	LOB
Davey Lopes, R (1, 4) OBP: 0.262, SLG: 0.200	0-0 5-3	0-0 FC5-4		4-0 BB BB 1-2 2-3 BB BB		4-0 BB		4-0 1B BB		2	1	0	0	3	0	3
Ken Landreaux, L (1, 8) OBP: 0.389, SLG: 0.496	0-0 L3		0-0 F8	4-0 BB BB 1-2 2-3 3-H BB BB		0-3 K		0-0 1B		4	0	1	1	1	1	1
Dusty Baker Jr., R (1, 7) OBP: 0.352, SLG: 0.438	0-3 K		0-0 L5	4-0 FC5 BB 1-2 2-3 3-H BB BB		0-3 K		0-0 F7		3	0	0	1	1	2	1
Rick Monday, L (7, 7) OBP: 0.250, SLG: 0.381										1	0	0	0	0	0	2
Steve Garvey, R (1, 3) OBP: 0.283, SLG: 0.412		0-0 5-3	0-0 F8	4-0 1-2 2-3 3-H BB			0-0 F5-4 1B 1B		0-0 P3	4	0	1	1	1	0	0
Ron Cey, R (1, 5) OBP: 0.361, SLG: 0.413		0-0 BB BB BB 1B		5-3 FC5			0-0 F8		0-0 F8	5	1	1	0	0	0	4
Pedro Guerrero, R (1, 9) OBP: 0.351, SLG: 0.518		0-0 F8		0-0 6-3 FC5	0-3 K		0-0 1-2 1B		0-3 K	5	0	1	0	0	2	1
Steve Yeager, R (1, 2) OBP: 0.321, SLG: 0.400		4-0 BB BB 1-2 BB		0-0 E5 E	0-0 5-3		0-0 F5-4			3	1	0	0	1	0	2
Derrel Thomas, S (1, 6) OBP: 0.222, SLG: 0.176		4-0 BB 1-2 2-3 BB		0-0 E5 BB E BB	0-0 3-1			0-0 F4		3	1	0	0	1	0	1
Bob Welch, R (1, 1) OBP: 0.214, SLG: 0.154		4-0 FC5-4 BB		0-0 E5 BB BB 1-2 2-3 3-H			0-0 F7		0-3 K	3	1	0	1	1	1	1
Steve Howe, L (8, 1)										0	0	0	0	0	0	0

Inning Stats	R: 0	H: 0	E: 0	K: 1	S: 5	P: 5	R: 1	H: 1	E: 0	K: 0	S: 4	P: 16	R: 0	H: 0	E: 0	K: 0	S: 3	R: 4	H: 0	E: 3	K: 0	S: 6	P: 22	R: 0	H: 0	E: 0	K: 1	S: 5	P: 5	R: 0	H: 0	E: 0	K: 2	S: 7	P: 11	R: 0	H: 2	E: 0	K: 0	S: 4	P: 4	R: 0	H: 1	E: 0	K: 1	S: 6	P: 10	R: 0	H: 0	E: 0	K: 1	S: 5	P: 5	1B: 4	SF: 0	2B: 1	SAC: 0	3B: 0	DP: 1	HR: 0	HBP: 0	WP: 0	PA: 42
--------------	------	------	------	------	------	------	------	------	------	------	------	-------	------	------	------	------	------	------	------	------	------	------	-------	------	------	------	------	------	------	------	------	------	------	------	-------	------	------	------	------	------	------	------	------	------	------	------	-------	------	------	------	------	------	------	-------	-------	-------	--------	-------	-------	-------	--------	-------	--------

PITCHER	IP	WLS	BF	H	R	ER	SO	BB	IBB	HBP	BLK	WP	HR	S	P	ERA	WHIP
Randy Jones, L (1, 1) ERA: 4.55	3.2	L	21	1	5	1	1	6	0	0	0	0	0	17	41	2.46	1.909
Tom Hausman, R (4, 1) ERA: 1.86	1.1		5	0	0	0	1	1	0	0	0	0	0	6	10	0.00	0.750
Dyar Miller, R (6, 1) ERA: 1.59	2.0		8	2	0	0	2	1	0	0	0	0	0	11	15	0.00	1.500
Pete Falcone, L (8, 1) ERA: 0.82	2.0		8	1	0	0	2	1	0	0	0	0	0	11	15	0.00	1.000

PITCHER	IP	WLS	BF	H	R	ER	SO	BB	IBB	HBP	BLK	WP	HR	S	P	ERA	WHIP
---------	----	-----	----	---	---	----	----	----	-----	-----	-----	----	----	---	---	-----	------





Batter	1	2	3	4	5	6	7	8	9	AB R H RBI BB SO LOB	TOP											
Lee Mazzilli, S (1, 8) OBP: 0.247, SLG: 0.256	0-0 F7		0-0 4-3			0-0 F8		0-0 1B 1B		4 0 1 0 0 0 0												
Frank Taveras, R (1, 6) OBP: 0.250, SLG: 0.286	0-0 F8			0-0 6-3		0-0 F8		0-0 1-2 1B		4 0 1 0 0 0 0												
Joel Youngblood, R (1, 9) OBP: 0.405, SLG: 0.507	0-0 WP BLK 1B			0-0 F4			0-3 K	0-0 5-3		4 0 1 0 0 1 2												
Dave Kingman, R (1, 7) OBP: 0.379, SLG: 0.425	0-0 6-3 1-3			0-0 F7			0-3 K		0-0 F8 1B 1B	4 0 1 0 0 1 1												
Rusty Staub, L (1, 3) OBP: 0.388, SLG: 0.427		0-0 F8			0-0 1-3		0-0 2B 1B		0-0 1-2 1B	4 0 2 0 0 0 0 0 0 0 0 0 0 0												
Bob Bailor, R (9, PR) OBP: 0.407, SLG: 0.364																						
Hubie Brooks, R (1, 5) OBP: 0.344, SLG: 0.400		0-0 6-3			0-0 E5		0-0 1-3 2B		0-3 K	4 0 1 0 0 1 2												
Alex Trevino, R (1, 2) OBP: 0.322, SLG: 0.286			0-0 6-3			0-0 F3			0-0 F8	3 0 0 0 0 0 3 1 0 0 0 0 0 2												
Mike Jorgensen, L (9, PH) OBP: 0.303, SLG: 0.621							0-0 1-3															
Doug Flynn, R (1, 4) OBP: 0.359, SLG: 0.511			0-0 F9			0-0 F6-3			0-0 F3	3 0 0 0 0 0 1 1 0 0 0 0 0 2												
Ron Hodges, L (9, PH) OBP: 0.417, SLG: 0.667									0-0 4-3													
Pat Zachry, R (1, 1) OBP: 0.400, SLG: 0.333			0-3 K			0-3 K			0-0 4-3	1 0 0 0 0 1 0 1 0 0 0 0 1 0 0 0 0 0 0 0 0 1 0 0 0 0 0 0 0 0 0 0 0 0 0												
Wally Backman, S (6, PH) OBP: 0.182, SLG: 0.182																						
Pete Falcone, L (6, 1)																						
Mike Cubbage, L (8, PH) OBP: 0.353, SLG: 0.250																						
Jeff Reardon, R (8, 1)																						
<b>Inning Stats</b>	R: 0 E: 0 K: 0 S: 4	H: 1 LOB: 1 BB: 0 P: 4	R: 0 E: 0 K: 0 S: 3	H: 0 LOB: 0 BB: 0 P: 3	R: 0 E: 0 K: 1 S: 5	H: 0 LOB: 0 BB: 0 P: 5	R: 0 E: 0 K: 0 S: 3	H: 0 LOB: 0 BB: 0 P: 3	R: 0 E: 1 K: 0 S: 4	H: 0 LOB: 1 BB: 0 P: 4	R: 0 E: 0 K: 1 S: 5	H: 0 LOB: 0 BB: 0 P: 5	R: 0 E: 0 K: 2 S: 9	H: 2 LOB: 2 BB: 0 P: 9	R: 0 E: 0 K: 0 S: 5	H: 2 LOB: 2 BB: 0 P: 5	R: 0 E: 0 K: 1 S: 7	H: 2 LOB: 2 BB: 0 P: 7	1B: 6 2B: 1 3B: 0 HR: 0	SF: 0 SAC: 0 DP: 0 HBP: 0	WP: 1 PB: 0 SB: 0 CS: 0	PA: 35
<b>PITCHER</b> Juan Eichelberger, R (1, 1) ERA: 2.54	IP: 9.0 WLS: W BF: 35 H: 7 R: 0 ER: 0 SO: 5 BB: 0 IBB: 0 HBP: 0 BLK: 1 WP: 1 HR: 0 S: 45 P: 45 ERA: 0.00 WHIP: 0.778											<b>PITCHER</b>	IP: 9.0 WLS: W BF: 35 H: 7 R: 0 ER: 0 SO: 5 BB: 0 IBB: 0 HBP: 0 BLK: 1 WP: 1 HR: 0 S: 45 P: 45 ERA: 0.00 WHIP: 0.778									

**New York Mets @ San Diego Padres**  
**Jack Murphy Stadium, San Diego, CA**  
 Tue May 12 1981, 10:05 PM EDT  
 Att. 9,235 - Unknown

livebaseballscorecards.com

<b>AB</b>	35
<b>R</b>	0
<b>H</b>	7
<b>RBI</b>	0
<b>BB</b>	0
<b>SO</b>	5
<b>LOB</b>	13



Batter	1	2	3	4	5	6	7	8	9
Ozzie Smith, S OBP: 0.302, SLG: 0.238 (1, 6)	0-0 2B 1B 1B		0-0 F8		0-0 1-3		0-3 K 2-3		
Ruppert Jones, L OBP: 0.271, SLG: 0.282 Barry Evans, R OBP: 0.382, SLG: 0.321 (7, PH) (8, 5)	0-0 F9		0-0 F4-3		0-3 K		0-0 F3		
Gene Richards, L OBP: 0.321, SLG: 0.320 (1, 7)	0-0 1-3 1B 2B		4-0 BB		0-0 2B		0-0 L5		
Terry Kennedy, L OBP: 0.342, SLG: 0.362 (1, 2)	0-3 K		0-0 F5		0-0 F4-3		0-0 F9		
Broderick Perkins, L OBP: 0.441, SLG: 0.703 (1, 3)	0-0 2-H 3-H 1B			0-0 HR		0-0 6-3		0-0 2B	
Joe Lefebvre, L OBP: 0.304, SLG: 0.385 (1, 9)		0-0 F4-3		4-0 BB		0-3 K		4-0 IBB	
Luis Salazar, R OBP: 0.280, SLG: 0.336 (1, 5) (8, 8)		0-0 F8		0-0 F4		0-0 F9		0-0 F3	
Juan Bonilla, R OBP: 0.316, SLG: 0.370 (1, 4)		0-0 1B		0-3 K		0-0 WP SH3-4 1B			
Juan Eichelberger, R OBP: 0.188, SLG: 0.188 (1, 1)		0-3 K		0-3 K		0-0 SH3-4 1-2			

AB	R	H	RBI	BB	SO	LOB
4	1	1	0	0	1	1
3	0	0	0	0	1	1
1	0	0	0	0	0	1
3	1	2	0	1	0	0
4	0	0	0	0	1	4
4	1	3	3	0	0	0
2	0	0	0	2	1	0
4	0	0	0	0	0	3
3	0	2	0	0	1	1
2	0	0	0	0	2	2

**BOTTOM**

**New York Mets @ San Diego Padres**  
**Jack Murphy Stadium, San Diego, CA**  
 Tue May 12 1981, 10:05 PM EDT  
 Att. 9,235 - Unknown

AB	30
R	3
H	8
RBI	3
BB	3
SO	7
LOB	13



1B: 4	SF: 0
2B: 3	SAC: 1
3B: 0	DP: 0
HR: 1	HBP: 0

WP: 1	PA: 34
PB: 0	
SB: 0	
CS: 0	

Inning Stats	R	H	E	K	S	R	H	E	K	S	R	H	E	K	S	R	H	E	K	S	R	H	E	K	S
Pat Zachry, R ERA: 3.86 (1, 1)	5.0	WLS: L	22	6	3	3	3	5	2	0	0	0	0	0	0	0	0	0	0	0	0	0	0	0	0
Pete Falcone, L ERA: 0.75 (6, 1)	2.0		7	1	0	0	2	0	0	0	0	0	0	0	0	0	0	0	0	0	0	0	0	0	0
Jeff Reardon, R ERA: 4.66 (8, 1)	1.0		5	1	0	0	0	0	0	1	0	0	0	0	0	0	0	0	0	0	0	0	0	0	0

PITCHER	IP	WLS	BF	H	R	ER	SO	BB	IBB	HBP	BLK	WP	HR	S	P	ERA	WHIP
Pat Zachry, R ERA: 3.86 (1, 1)	5.0	L	22	6	3	3	5	2	0	0	0	0	0	0	0	5.40	1.600
Pete Falcone, L ERA: 0.75 (6, 1)	2.0		7	1	0	0	2	0	0	0	0	1	0	11	11	0.00	0.500
Jeff Reardon, R ERA: 4.66 (8, 1)	1.0		5	1	0	0	0	0	1	0	0	0	0	4	8	0.00	1.000

Batter	1	2	3	4	5	6	7	8	9	AB R H RBI BB SO LOB	TOP									
Lee Mazzilli, S (1, 8) OBP: 0.247, SLG: 0.256	0-0 4-3		0-0 CS 1B			0-0 6-3		0-0 G6-4-3 1-2f		4 0 1 0 0 0 2	<b>New York Mets @ San Diego Padres</b> <b>Jack Murphy Stadium, San Diego, CA</b> Wed May 13 1981, 10:05 PM EDT Att. 7,921 - Unknown  <a href="http://livebaseballscorecards.com">livebaseballscorecards.com</a>									
Frank Taveras, R (1, 6) OBP: 0.250, SLG: 0.295	0-0 F9		0-0 CS 1-2	0-0 5-3		0-0 2B		0-0 5-3	4 0 1 0 0 0 0											
John Stearns, R (1, 3) OBP: 0.286, SLG: 0.316	0-0 6-3			0-0 2B		0-0 F9		0-0 F8	4 0 1 0 0 0 1											
Dave Kingman, R (1, 7) OBP: 0.374, SLG: 0.410		0-3 K		0-0 6-3		0-0 F8		4-0 BB	3 0 0 0 1 1 1											
Joel Youngblood, R (1, 9) OBP: 0.397, SLG: 0.486		4-0 BB CS BB		0-0 5-3		0-0 6-3		0-0 5-3	3 0 0 0 1 0 2											
Hubie Brooks, R (1, 5) OBP: 0.355, SLG: 0.409		0-0 1-2 1B		0-0 G4-6-3 1B		0-0 5-3			3 0 2 0 0 0 0											
Alex Trevino, R (1, 2) OBP: 0.323, SLG: 0.287		0-0 F3		0-0 G4-6-3 1-2f		0-0 FC6-2 1B			3 0 1 0 0 0 2											
Doug Flynn, R (1, 4) OBP: 0.358, SLG: 0.505			0-0 F4-3		0-0 F1-3		0-0 FC6-2 1B		3 0 1 0 0 0 0											
Ed Lynch, R (1, 1) OBP: 0.333, SLG: 0.400			0-0 F9		0-0 5-3		0-0 FC6-2 G6-4-3 1-2 3-H		1 0 0 0 0 0 0 0											
Dave Roberts, L (5, 1) OBP: 0.250, SLG: 0.250									0 0 0 0 0 0 0 0											
Wally Backman, S (6, PH) OBP: 0.157, SLG: 0.157									1 0 0 0 0 0 0 0											
Tom Hausman, R (6, 1)									0 0 0 0 0 0 0 0											
Dyar Miller, R (6, 1)									0 0 0 0 0 0 0 0											
Mookie Wilson, S (8, PH) OBP: 0.242, SLG: 0.266									1 0 0 0 0 0 0 2											
Jeff Reardon, R (8, 1)									0 0 0 0 0 0 0 0											
<b>Inning Stats</b>	R: 0 E: 0 K: 0 S: 3	H: 0 LOB: 0 BB: 0 P: 3	R: 0 E: 0 K: 1 S: 5	H: 1 LOB: 1 BB: 1 P: 9	R: 0 E: 0 K: 0 S: 3	H: 1 LOB: 0 BB: 0 P: 3	R: 0 E: 0 K: 0 S: 4	H: 1 LOB: 1 BB: 0 P: 4	R: 0 E: 0 K: 0 S: 3	H: 0 LOB: 0 BB: 0 P: 3	R: 0 E: 0 K: 0 S: 4	H: 2 LOB: 1 BB: 0 P: 4	R: 0 E: 0 K: 0 S: 3	H: 0 LOB: 1 BB: 1 P: 7	1B: 5 2B: 2 3B: 0 HR: 0	SF: 0 SAC: 0 DP: 2 HBP: 0	WP: 0 PB: 0 SB: 0 CS: 2	PA: 33		
<b>PITCHER</b> Chris Welsh, L (1, 1) ERA: 3.09	IP 9.0	WLS W	BF 32	H 7	R 0	ER 0	SO 1	BB 2	IBB 0	HBP 0	BLK 0	WP 0	HR 0	S 32	P 40	ERA 0.00	WHIP 1.000			





Batter	1	2	3	4	5	6	7	8	9	AB R H RBI BB SO LOB	TOP														
Frank Taveras, R (1, 6) OBP: 0.247, SLG: 0.283	4-0 1B BB		0-3 K		0-0 6-3		0-0 6-3		0-0 5-3	4 1 0 0 1 1 1															
John Stearns, R (1, 3) OBP: 0.319, SLG: 0.349	0-0 S E 1B		0-0 6-3			0-0 1B 1B			0-0 6-3	5 2 3 0 0 0 0															
Lee Mazzilli, S (1, 8) OBP: 0.257, SLG: 0.270	0-0 E8 SF8 1B		0-0 F8			0-0 HBP 1B 1B			0-0 SF7	3 1 2 2 0 0 0															
Dave Kingman, R (1, 7) OBP: 0.369, SLG: 0.414	0-3 K			0-0 G4-3 2B		0-0 P6			0-3 K	4 0 1 0 0 2 4															
Joel Youngblood, R (1, 9) OBP: 0.402, SLG: 0.493	0-0 SF8			0-0 G4-3 1B		0-0 HBP 1B 1B			0-0 4-3	3 0 2 2 0 0 0															
Hubie Brooks, R (1, 5) OBP: 0.340, SLG: 0.391	0-0 1-3			0-0 G4-3		0-0 L9			0-0 2-3	4 0 0 0 0 0 4															
Alex Trevino, R (1, 2) OBP: 0.330, SLG: 0.281		4-0 F6-3 BB		0-0 F8		1-0 HBP			0-0 1-3	2 0 0 0 1 0 1															
Doug Flynn, R (1, 4) OBP: 0.354, SLG: 0.516		0-0 F6-3			0-0 F6-3		0-0 F7		0-0 6-3 3B	4 1 1 0 0 0 4															
Mike Scott, R (1, 1) OBP: 0.200, SLG: 0.111									0-0 6-3	2 0 0 0 0 0 0															
Mookie Wilson, S (7, PH) OBP: 0.254, SLG: 0.266										0 1 0 0 1 0 0															
Pete Falcone, L (7, 1)										0 0 0 0 0 0 0															
Tom Hausman, R (8, 1)										0 0 0 0 0 0 0															
Bob Bailor, R (9, PH) OBP: 0.393, SLG: 0.348									0-0 6-3	1 0 0 1 0 0 0															
<b>Inning Stats</b>	R: 3 E: 1 K: 1 S: 7	H: 2 LOB: 0 BB: 1 P: 11	R: 0 E: 0 K: 0 S: 2	H: 0 LOB: 0 BB: 1 P: 6	R: 0 E: 0 K: 1 S: 5	H: 0 LOB: 0 BB: 0 P: 5	R: 0 E: 0 K: 0 S: 4	H: 2 LOB: 1 BB: 0 P: 4	R: 0 E: 0 K: 0 S: 3	H: 0 LOB: 0 BB: 0 P: 3	R: 1 E: 0 K: 0 S: 6	H: 3 LOB: 3 BB: 0 P: 7	R: 1 E: 0 K: 1 S: 6	H: 1 LOB: 1 BB: 1 P: 10	R: 0 E: 0 K: 0 S: 3	H: 0 LOB: 0 BB: 0 P: 3	R: 1 E: 0 K: 0 S: 4	H: 1 LOB: 0 BB: 0 P: 4	1B: 7 2B: 2 3B: 1 HR: 0	SF: 2 SAC: 0 DP: 2 HBP: 1	WP: 0 PB: 0 SB: 1 CS: 0	PA: 38			
<b>PITCHER</b>	IP WLS BF H R ER SO BB IBB HBP BLK WP HR S P ERA WHIP																								
John Curtis, L (1, 1) ERA: 6.3	5.1		23	7	4	3	2	2	0	0	0	0	0	25	33	5.06	1.688								
John Urrea, R (6, 1) ERA: 0.45	1.0		6	1	1	1	0	1	0	1	0	0	0	4	9	9.00	2.000								
Gary Lucas, L (7, 1) ERA: 2.61	2.2	W	9	1	1	1	1	0	0	0	0	0	0	11	11	3.38	0.375								

New York Mets @ San Diego Padres  
Jack Murphy Stadium, San Diego, CA

Thu May 14 1981, 6:33 AM EDT  
Att: 11,147 - Unknown

livebaseballscorecards.com

AB	32
R	6
H	9
RBI	5
BB	3
SO	3
LOB	14



BOTTOM

New York Mets @ San Diego Padres  
Jack Murphy Stadium, San Diego, CA  
Thu May 14 1981, 6:33 AM EDT  
Att. 11,147 - Unknown

livebaseballscores.com

AB 33  
R 10  
H 14  
RBI 9  
BB 1  
SO 3  
LOB 10



WP: 0 PA: 39  
PB: 0  
SB: 1  
CS: 1

AB R H RBI BB SO LOB

5	1	1	1	0	0	3
4	1	1	0	1	1	2
4	2	3	3	0	0	1
3	0	1	1	0	1	0
4	1	2	1	0	0	1
4	2	2	1	0	0	1
3	0	1	0	0	1	1
1	0	0	0	0	0	1
3	2	2	0	0	0	0
0	0	0	1	0	0	0
0	0	0	0	0	0	0
2	1	1	1	0	0	0

1B: 11 SF: 1  
2B: 3 SAC: 2  
3B: 1 DP: 1  
HR: 0 HBP: 1

Batter	1	2	3	4	5	6	7	8	9
Ozzie Smith, S OBP: 0.302, SLG: 0.243 (1, 6)	0-0 F4-3		0-0 FC1	0-0 F4-3			0-0 F4	0-0	
Ruppert Jones, L OBP: 0.273, SLG: 0.286 (1, 8)	0-0 F7		4-0 FC1		0-0		0-0 F7	0-3 K	
Gene Richards, L OBP: 0.342, SLG: 0.354 (1, 7)	0-0		0-0		0-0		0-0	0-0	
Terry Kennedy, L OBP: 0.347, SLG: 0.366 (1, 2)	0-0 CS	0-3 K	0-0		0-0		0-0	0-0	
Broderick Perkins, L OBP: 0.434, SLG: 0.681 (1, 3)		0-0 3-1	0-0 F4-3					0-0	
Joe Lefebvre, L OBP: 0.330, SLG: 0.442 (1, 9)		0-0 3-1		0-0				0-0	
Luis Salazar, R OBP: 0.272, SLG: 0.325 (1, 5)			0-0	0-0	0-3			0-0	
Barry Evans, R OBP: 0.371, SLG: 0.310 (7, 5)			SH2-4	K				F8	
Juan Bonilla, R OBP: 0.345, SLG: 0.392 (1, 4)			FC1		0-0		0-0	E2	
John Curtis, L OBP: 0.091, SLG: 0.100 (1, 1)			SH2-4	SF8					
John Urrea, R OBP: 0.250, SLG: 0.250 (6, 1)									
Gary Lucas, L OBP: 0.167, SLG: 0.167 (7, 1)									

Inning Stats	R: 0	H: 1	E: 0	LOB: 0	K: 0	S: 3	P: 3	R: 0	H: 0	E: 0	LOB: 0	K: 1	S: 5	R: 4	H: 3	E: 0	LOB: 1	K: 0	S: 6	R: 1	H: 2	E: 0	LOB: 1	K: 1	S: 7	R: 0	H: 1	E: 0	LOB: 0	K: 0	S: 3	R: 0	H: 1	E: 1	LOB: 1	K: 0	S: 4	R: 5	H: 6	E: 1	LOB: 1	K: 1	S: 11
--------------	------	------	------	--------	------	------	------	------	------	------	--------	------	------	------	------	------	--------	------	------	------	------	------	--------	------	------	------	------	------	--------	------	------	------	------	------	--------	------	------	------	------	------	--------	------	-------

PITCHER	IP	WLS	BF	H	R	ER	SO	BB	IBB	HBP	BLK	WP	HR	S	P	ERA	WHIP
Mike Scott, R ERA: 5.29 (1, 1)	6.0		25	8	5	5	2	1	0	1	0	0	0	27	32	7.50	1.500
Pete Falcone, L ERA: 1.4 (7, 1)	1.2	L	11	5	5	2	0	0	0	0	1	0	0	11	11	10.80	3.000
Tom Hausman, R ERA: 3.1 (8, 1)	0.1		2	1	0	0	1	0	0	0	0	0	0	4	4	0.00	3.000

Batter	1	2	3	4	5	6	7	8	9	AB R H RBI BB SO LOB	TOP																		
Frank Taveras, R (1, 6) OBP: 0.255, SLG: 0.299	0-3 K		0-0 G3-6-3 1B		0-0 5-3		0-0 1-3 1B 2B		0-0 6-3	5 1 2 0 0 1 0	<b>New York Mets @ Los Angeles Dodgers</b> <b>Dodger Stadium, Los Angeles, CA</b> Fri May 15 1981, 7:05 PM PDT Att: 49,860 - Unknown																		
John Stearns, R (1, 2) OBP: 0.353, SLG: 0.383	0-0 1B		0-0 F2			0-0 BB 1B	0-0 2-H 3-H 1B			4 1 3 2 0 0 1																			
Lee Mazzilli, S (1, 8) OBP: 0.257, SLG: 0.301	0-0 F8		0-0 G3-6-3 1-2f			0-0 F7	0-0 1-H HR			4 1 1 2 0 0 3																			
Dave Kingman, R (1, 7) Neil Allen, R (7, 1) OBP: 0.357, SLG: 0.396	0-3 K			0-0 P5		0-3 K	0-3 K			4 0 0 0 0 3 2 0 0 0 0 0 0 0																			
Joel Youngblood, R (1, 9) OBP: 0.419, SLG: 0.532		0-0 HR		4-0 S BB		4-0 1-2 BB		0-3 K		2 1 1 1 2 1 0																			
Mike Jorgensen, L (1, 3) OBP: 0.297, SLG: 0.576		0-0 F6-4-3 1B 1B		0-3 K		0-0 L4		0-0 3-1		4 0 1 0 0 1 3																			
Hubie Brooks, R (1, 5) OBP: 0.347, SLG: 0.396		0-0 F6-4-3 1B		0-0 L3			0-0 2B 1B 1B	0-3 K		4 1 2 0 0 1 1																			
Doug Flynn, R (1, 4) OBP: 0.340, SLG: 0.495		0-0 F6-4-3 1-2 2-3			0-0 F9		0-0 F7		0-0 F6-3	4 0 0 0 0 0 3																			
Randy Jones, R (1, 1) Tom Hausman, R (2, 1) Mike Cubbage, L (7, PH) Bob Bailor, R (7, 7) OBP: 0.222, SLG: 0.222 OBP: 0.333, SLG: 0.231 OBP: 0.379, SLG: 0.333		0-0 6-3			0-0 6-3		0-0 F7		0-0 F9	1 0 0 0 0 0 1 1 0 0 0 0 0 0 1 0 0 0 0 0 1 1 0 0 0 0 0 0																			
<b>Inning Stats</b>	R: 0 E: 0 K: 2 S: 8	H: 1 LOB: 1 BB: 0 P: 8	R: 1 E: 0 K: 0 S: 5	H: 3 LOB: 1 BB: 0 P: 5	R: 0 E: 0 K: 0 S: 3	H: 1 LOB: 0 BB: 0 P: 3	R: 0 E: 0 K: 1 S: 5	H: 0 LOB: 1 BB: 1 P: 9	R: 0 E: 0 K: 1 S: 6	H: 1 LOB: 2 BB: 1 P: 10		R: 4 E: 0 K: 1 S: 9	H: 4 LOB: 0 BB: 0 P: 9	R: 0 E: 0 K: 2 S: 7	H: 0 LOB: 0 BB: 0 P: 7	R: 0 E: 0 K: 0 S: 3	H: 0 LOB: 0 BB: 0 P: 3	1B: 7 2B: 1 3B: 0 HR: 2	SF: 0 SAC: 0 DP: 2 HBP: 0	WP: 0 PB: 0 SB: 1 CS: 0	PA: 37								
<b>PITCHER</b>	IP WLS BF H R ER SO BB IBB HBP BLK WP HR S P ERA WHIP																												
Bob Welch, R (1, 1) ERA: 4.25	6.2		28	8	3	3	4	2	0	0	0	0	0	1	34	42	4.05	1.500											
Dave Goltz, R (7, 1) ERA: 3.57	1.1		6	2	2	2	3	0	0	0	0	0	1	12	12	13.50	1.500												
Steve Howe, L (9, 1) ERA: 0.53	1.0	W	3	0	0	0	0	0	0	0	0	0	0	3	3	0.00	0.000												

livebaseballscorecards.com

<b>AB</b>	35
<b>R</b>	5
<b>H</b>	10
<b>RBI</b>	5
<b>BB</b>	2
<b>SO</b>	7
<b>LOB</b>	15





Batter	1	2	3	4	5	6	7	8	9	AB	R	H	RBI	BB	SO	LOB
Davey Lopes, R (1, 4) OBP: 0.273, SLG: 0.231	0-0 SH1-3 2B 1B	0-0 E6 1B 1B		0-0 F7		0-0 P6			0-0 G3 1B 2B	5	3	2	0	0	0	1
Ken Landreaux, L (1, 8) OBP: 0.364, SLG: 0.477	0-0 SH1-3 1-2	0-0 1B 1B		0-0 3B		0-0 G3			0-0 G3 2-3	4	1	2	0	0	0	2
Dusty Baker Jr., R (1, 7) OBP: 0.353, SLG: 0.417	0-3 K	0-0 1B 1-2 2-H 1B		0-0 6-3					4-0 1B IBB IBB	4	0	1	1	1	1	2
Steve Garvey, R (1, 3) OBP: 0.303, SLG: 0.419	0-0 1B 2B 2-H	0-0 1B 1-2 2-H 1B				0-0 5-3			4-0 1B IBB	4	0	2	2	1	0	0
Ron Cey, R (1, 5) OBP: 0.371, SLG: 0.500	0-0 2-3 1B	0-3 K				0-0 2B			0-0 1B 1-2 2-3 3-H	5	0	3	1	0	1	2
Pedro Guerrero, R (1, 9) OBP: 0.327, SLG: 0.525	0-3 K			0-0 5-3		0-3 K			0-0 HR	4	1	1	1	0	2	3
Steve Yeager, R (1, 2) OBP: 0.313, SLG: 0.483						0-0 5-3			0-0 F7	3	1	1	1	0	0	1
Rick Monday, L (8, PH) OBP: 0.240, SLG: 0.364				0-0 F9						1	0	0	0	0	0	0
Mike Scioscia, L (9, 2) OBP: 0.355, SLG: 0.338				HR						0	0	0	0	0	0	0
Derrel Thomas, S (1, 6) OBP: 0.200, SLG: 0.208				0-0 G3		0-0 6-3			0-3 K SH3-4 2B	4	0	1	0	0	1	0
Bob Welch, R (1, 1) OBP: 0.188, SLG: 0.133						0-0 F9			0-0 SH3-4	2	0	0	0	0	0	0
Dave Goltz, R (7, 1)									0-0 F4-3	0	0	0	0	0	0	0
Jay Johnstone, L (8, PH) OBP: 0.143, SLG: 0.100										1	0	0	0	0	0	0
Steve Howe, L (9, 1)										0	0	0	0	0	0	0

Inning Stats	R: 1	H: 3	E: 0	K: 2	S: 10	H: 3	LOB: 2	BB: 0	P: 10	R: 3	H: 4	E: 1	K: 1	S: 10	H: 4	LOB: 2	BB: 0	P: 10	R: 0	H: 0	E: 0	K: 0	S: 3	H: 0	LOB: 0	BB: 0	P: 3	R: 0	H: 1	E: 0	K: 1	S: 4	H: 1	LOB: 1	BB: 0	P: 4	R: 0	H: 1	E: 0	K: 0	S: 6	H: 1	LOB: 1	BB: 0	P: 6	R: 0	H: 0	E: 0	K: 0	S: 3	H: 1	LOB: 0	BB: 0	P: 3	R: 1	H: 1	E: 0	K: 1	S: 6	H: 1	LOB: 0	BB: 0	P: 6	R: 1	H: 2	E: 0	K: 0	S: 3	H: 2	LOB: 3	BB: 2	P: 11	1B: 6	SF: 0	2B: 4	SAC: 2	3B: 1	DP: 0	HR: 2	HBP: 0	WP: 0	PA: 41
--------------	------	------	------	------	-------	------	--------	-------	-------	------	------	------	------	-------	------	--------	-------	-------	------	------	------	------	------	------	--------	-------	------	------	------	------	------	------	------	--------	-------	------	------	------	------	------	------	------	--------	-------	------	------	------	------	------	------	------	--------	-------	------	------	------	------	------	------	------	--------	-------	------	------	------	------	------	------	------	--------	-------	-------	-------	-------	-------	--------	-------	-------	-------	--------	-------	--------

PITCHER	IP	WLS	BF	H	R	ER	SO	BB	IBB	HBP	BLK	WP	HR	S	P	ERA	WHIP
Randy Jones, L (1, 1) ERA: 4.88	1.2		13	7	4	2	2	0	0	0	0	0	0	17	17	10.80	4.200
Tom Hausman, R (2, 1) ERA: 2.55	4.1		16	3	0	0	2	0	0	0	0	0	0	20	20	0.00	0.692
Neil Allen, R (7, 1) ERA: 1.83	2.1	L	12	3	2	2	1	0	2	0	0	0	1	12	20	7.71	1.286

**BOTTOM**

**New York Mets @ Los Angeles Dodgers**  
**Dodger Stadium, Los Angeles, CA**  
 Fri May 15 1981, 7:05 PM PDT  
 Att. 49,860 - Unknown

livebaseballscorecards.com

<b>AB</b>	<b>37</b>
<b>R</b>	<b>6</b>
<b>H</b>	<b>13</b>
<b>RBI</b>	<b>6</b>
<b>BB</b>	<b>2</b>
<b>SO</b>	<b>5</b>
<b>LOB</b>	<b>11</b>



Batter	1	2	3	4	5	6	7	8	9	AB R H RBI BB SO LOB	TOP											
Frank Taveras, R (1, 6) OBP: 0.245, SLG: 0.287	0-0 6-3		0-0 FC5-4 1-2f			0-0 F2		0-0 F9		4 0 0 0 0 0 2	<b>New York Mets @ Los Angeles Dodgers</b> <b>Dodger Stadium, Los Angeles, CA</b> Sat May 16 1981, 7:05 PM PDT Att: 51,000 - Unknown <a href="http://livebaseballscorecards.com">livebaseballscorecards.com</a>											
John Stearns, R (1, 2) OBP: 0.364, SLG: 0.380	0-0 6-3			0-0 F9		0-0 1B		4-0 FC5-6-4 1B BB	3 0 1 0 1 0 0													
Lee Mazzilli, S (1, 8) OBP: 0.257, SLG: 0.299	0-3 K			0-0 6-3		0-3 K		0-0 1B FC5-6-4	4 0 1 0 0 2 2													
Dave Kingman, R (1, 7) OBP: 0.345, SLG: 0.379		0-0 F8		0-0 F7		0-3 K		0-0 FC5-6-4 G6-4-3 1-2f 2-3	4 0 0 0 0 1 4													
Joel Youngblood, R (1, 9) OBP: 0.411, SLG: 0.519		0-3 K			0-0 P3		0-0 G6-4-3 1B	0-0 G6-4-3 1-2f	4 0 1 0 0 1 2													
Mike Jorgensen, L (1, 3) OBP: 0.275, SLG: 0.528		0-3 K			0-0 4-3		0-0 F9		3 0 0 0 0 1 1													
Hubie Brooks, R (1, 5) OBP: 0.346, SLG: 0.394			0-0 5-3		0-0 FC4-6 1B		0-0 G6-4-3 1-2f		3 0 1 0 0 0 1													
Doug Flynn, R (1, 4) OBP: 0.330, SLG: 0.480			0-0 F8		0-0 FC4-6 1-2f		0-0 F6-3		3 0 0 0 0 0 1													
Dave Roberts, L (1, 1) OBP: 0.250, SLG: 0.250			0-0 FC5-4 1B			0-0 1B		0-0 4-3	0 0 0 0 0 0 0													
Dyar Miller, R (2, 1) OBP: 0.500, SLG: 0.500									1 0 1 0 0 0 0													
Wally Backman, S (6, PH) OBP: 0.231, SLG: 0.231									1 0 1 0 0 0 0													
Pete Falcone, L (6, 1)									0 0 0 0 0 0 0													
Mike Cubbage, L (8, PH) OBP: 0.316, SLG: 0.214									1 0 0 0 0 0 0													
Jeff Reardon, R (8, 1)									0 0 0 0 0 0 0													
<b>Inning Stats</b>	R: 0 E: 0 K: 1 S: 5	H: 0 LOB: 0 BB: 0 P: 5	R: 0 E: 0 K: 2 S: 7	H: 0 LOB: 0 BB: 0 P: 7	R: 0 E: 0 K: 0 S: 4	H: 1 LOB: 1 BB: 0 P: 4	R: 0 E: 0 K: 0 S: 3	H: 0 LOB: 0 BB: 0 P: 3	R: 0 E: 0 K: 0 S: 4	H: 1 LOB: 1 BB: 0 P: 4	R: 0 E: 0 K: 2 S: 9	H: 2 LOB: 2 BB: 0 P: 9	R: 0 E: 0 K: 0 S: 3	H: 1 LOB: 0 BB: 0 P: 3	R: 0 E: 0 K: 0 S: 3	H: 0 LOB: 0 BB: 0 P: 3	R: 0 E: 0 K: 0 S: 3	H: 1 LOB: 1 BB: 1 P: 7	1B: 6 2B: 0 3B: 0 HR: 0	SF: 0 SAC: 0 DP: 2 HBP: 0	WP: 0 PB: 0 SB: 0 CS: 0	PA: 32
<b>PITCHER</b> Burt Hooton, R (1, 1) ERA: 2.06	IP: 9.0 WLS: W BF: 32 H: 6 R: 0 ER: 0 SO: 5 BB: 1 IBB: 0 HBP: 0 BLK: 0 WP: 0 HR: 0 S: 41 P: 45 ERA: 0.00 WHIP: 0.778											<b>PITCHER</b>	IP: WLS: BF: H: R: ER: SO: BB: IBB: HBP: BLK: WP: HR: S: P: ERA: WHIP:									



Batter	1	2	3	4	5	6	7	8	9
Davey Lopes, R OBP: 0.282, SLG: 0.260 Rick Monday, L OBP: 0.259, SLG: 0.375	0-0 HR	4-0 SH5-4 1B BB		0-0 E6 1B	0-0 P6		0-0 1B		
Bill Russell, R OBP: 0.222, SLG: 0.236 Pepe Frias, R OBP: 0.136, SLG: 0.095	0-0 6-3	0-0 SH5-4 1B BB		0-0 F9	0-0 L9			0-0 E9 2B	
Dusty Baker Jr., R OBP: 0.357, SLG: 0.420 Jay Johnstone, L OBP: 0.136, SLG: 0.095	0-0 E7 2B 1B	0-0 1B		0-0 F9		0-0 6-3		0-0 P5	
Steve Garvey, R OBP: 0.307, SLG: 0.414	4-0 2B E BB	0-0 F8		0-0 HR 1B		0-0 F7		0-0 6-3	
Ron Cey, R OBP: 0.372, SLG: 0.528	0-0 F8 2B	0-0 F8		0-0 HR		0-3 K		0-3 K	
Pedro Guerrero, R OBP: 0.342, SLG: 0.529	0-0 E6		0-0 FC4-6 1B	4-0 BB		0-0 1B 1B			
Steve Yeager, R OBP: 0.306, SLG: 0.455	0-0 F8		0-3 K	0-0 F7		0-0 1B 1B			
Derrel Thomas, S OBP: 0.172, SLG: 0.179	0-0 1-3		0-0 FC4-6		0-0 F7		0-0 P6		
Burt Hooton, R OBP: 0.263, SLG: 0.278		0-0 SH5-4 1B BB	0-3 K		0-0 1B		0-0 F7		

Inning Stats	R: 3 E: 2 K: 0 S: 7	H: 3 LOB: 2 BB: 1 P: 11	R: 2 E: 0 K: 0 S: 5	H: 2 LOB: 1 BB: 1 P: 9	R: 0 E: 0 K: 2 S: 8	H: 1 LOB: 1 BB: 0 P: 8	R: 3 E: 1 K: 0 S: 6	H: 2 LOB: 1 BB: 1 P: 10	R: 0 E: 0 K: 0 S: 4	H: 1 LOB: 1 BB: 0 P: 4	R: 0 E: 0 K: 1 S: 5	H: 0 LOB: 0 BB: 0 P: 5	R: 1 E: 0 K: 0 S: 5	H: 3 LOB: 2 BB: 0 P: 5	R: 0 E: 1 K: 1 S: 6	H: 1 LOB: 1 BB: 0 P: 6
--------------	------------------------------	----------------------------------	------------------------------	---------------------------------	------------------------------	---------------------------------	------------------------------	----------------------------------	------------------------------	---------------------------------	------------------------------	---------------------------------	------------------------------	---------------------------------	------------------------------	---------------------------------

PITCHER	IP	WLS	BF	H	R	ER	SO	BB	IBB	HBP	BLK	WP	HR	S	P	ERA	WHIP
Dave Roberts, L ERA: 9.39	1.0	L	10	4	5	5	0	2	0	0	0	0	1	8	16	45.00	6.000
Dyar Miller, R ERA: 1.21	4.0		19	5	3	0	2	1	0	0	0	0	1	22	26	0.00	1.500
Pete Falcone, L ERA: 1.63	2.0		8	3	1	1	1	0	0	0	0	0	0	10	10	4.50	1.500
Jeff Reardon, R ERA: 4.22	1.0		4	1	0	0	1	0	0	0	0	0	0	6	6	0.00	1.000

**BOTTOM**

AB	R	H	RBI	BB	SO	LOB
2	3	1	1	1	0	0
2	0	1	1	0	0	1
4	0	1	0	0	0	2
0	0	0	0	0	0	0
4	1	2	2	0	0	1
1	0	0	0	0	0	1
4	2	1	1	1	0	2
5	1	2	3	0	2	2
3	1	2	1	1	0	1
4	0	1	0	0	1	4
4	0	0	0	0	0	5
4	1	2	0	0	1	3

**AB 37**  
**R 9**  
**H 13**  
**RBI 9**  
**BB 3**  
**SO 4**  
**LOB 22**



PITCHER	IP	WLS	BF	H	R	ER	SO	BB	IBB	HBP	BLK	WP	HR	S	P	ERA	WHIP
Dave Roberts, L ERA: 9.39	1.0	L	10	4	5	5	0	2	0	0	0	0	1	8	16	45.00	6.000
Dyar Miller, R ERA: 1.21	4.0		19	5	3	0	2	1	0	0	0	0	1	22	26	0.00	1.500
Pete Falcone, L ERA: 1.63	2.0		8	3	1	1	1	0	0	0	0	0	0	10	10	4.50	1.500
Jeff Reardon, R ERA: 4.22	1.0		4	1	0	0	1	0	0	0	0	0	0	6	6	0.00	1.000

**New York Mets @ Los Angeles Dodgers**  
Dodger Stadium, Los Angeles, CA  
Sat May 16 1981, 7:05 PM PDT  
Att. 51,000 - Unknown

livebaseballscorecards.com

Batter	1	2	3	4	5	6	7	8	9	AB R H RBI BB SO LOB	TOP
Hubie Brooks, R (1, 5) OBP: 0.358, SLG: 0.404	0-0 6-3		0-0 1B 1-3 1B		0-0 L4		0-0 G5-4-3 1B		0-0 FC5-4 1B	5 0 3 1 0 0 0	
Bob Bailor, R (1, 6) OBP: 0.324, SLG: 0.276	0-0 P6		0-0 1-3 1-2		0-0 5-3		0-0 G5-4-3 1-2f		0-0 FC5-4 FC6-4	5 0 0 0 0 0 4	
Lee Mazzilli, S (1, 8) OBP: 0.263, SLG: 0.314	0-0 2B		0-0 1B 2-3		0-0 5-3		0-0 5-3		0-0 FC6-4 1-2f	5 0 2 0 0 0 2	
Dave Kingman, R (1, 7) OBP: 0.341, SLG: 0.374	0-0 6-3		0-3 K		0-0 BB 1B 1B		0-3 K			4 0 1 0 0 2 3	
Joel Youngblood, R (1, 9) OBP: 0.415, SLG: 0.518		0-0 6-3		0-0 6-3 1B		0-0 BB 1B		0-0 G3		4 0 2 0 0 0 0	
John Stearns, R (1, 3) OBP: 0.356, SLG: 0.370		0-0 1B 1B		0-0 6-3 1-2		0-0 P6		0-0 5-3		4 0 1 0 0 0 3	
Alex Trevino, R (1, 2) OBP: 0.347, SLG: 0.293		0-0 F1-6-3 1B		0-0 P3		4-0 BB BB			0-0 FC4-6 1B 1B	3 1 2 0 1 0 1	
Doug Flynn, R (1, 4) OBP: 0.336, SLG: 0.476		0-0 F1-6-3 1-2		4-0 FC6-4 IBB		0-0 F9			0-0 FC4-6 1B	3 0 1 0 1 0 5	
Pat Zachry, R (1, 1) OBP: 0.333, SLG: 0.273			0-3 K		0-0 FC6-4		0-0 F9		0-0 FC4-6 FC5-4 1B	2 0 0 0 0 1 2	
Rusty Staub, L (6, PH) OBP: 0.384, SLG: 0.421									1-2f 2-3	1 0 0 0 0 0 3	
Tom Hausman, R (6, 1)										0 0 0 0 0 0 0	
Mookie Wilson, S (9, PH) OBP: 0.250, SLG: 0.262										1 0 0 0 0 0 2	
<b>Inning Stats</b>	R: 0 E: 0 K: 0 S: 4 H: 1 LOB: 1 BB: 0 P: 4	R: 0 E: 0 K: 0 S: 4 H: 2 LOB: 1 BB: 0 P: 4	R: 0 E: 0 K: 2 S: 9 H: 2 LOB: 2 BB: 0 P: 9	R: 0 E: 0 K: 0 S: 4 H: 1 LOB: 2 BB: 1 P: 8	R: 0 E: 0 K: 0 S: 3 H: 0 LOB: 0 BB: 0 P: 3	R: 0 E: 0 K: 0 S: 5 H: 2 LOB: 3 BB: 1 P: 9	R: 0 E: 0 K: 0 S: 3 H: 1 LOB: 0 BB: 0 P: 3	R: 0 E: 0 K: 1 S: 5 H: 0 LOB: 0 BB: 0 P: 5	R: 1 E: 0 K: 0 S: 6 H: 3 LOB: 2 BB: 0 P: 6	1B: 11 2B: 1 3B: 0 HR: 0 SF: 0 SAC: 0 DP: 2 HBP: 0	WP: 0 PB: 0 SB: 0 CS: 0 PA: 39
<b>PITCHER</b> Jerry Reuss, L (1, 1) ERA: 1.56	IP 9.0 WLS W BF 39 H 12 R 1 ER 1 SO 3 BB 1 IBB 1 HBP 0 BLK 0 WP 0 HR 0 S 43 P 51 ERA 1.00 WHIP 1.444	<b>PITCHER</b> IP WLS BF H R ER SO BB IBB HBP BLK WP HR S P ERA WHIP									

New York Mets @ Los Angeles Dodgers  
 Dodger Stadium, Los Angeles, CA  
 Sun May 17 1981, 3:33 AM PDT  
 Att: 50,746 - Unknown

livebaseballscorecards.com

**AB** 37  
**R** 1  
**H** 12  
**RBI** 1  
**BB** 2  
**SO** 3  
**LOB** 25



Batter	1	2	3	4	5	6	7	8	9	AB	R	H	RBI	BB	SO	LOB
Derrel Thomas, S OBP: 0.212, SLG: 0.250 (1, 4)	0-0 L9			2B			F4-3			4	1	2	1	0	0	0
Ken Landreaux, L OBP: 0.354, SLG: 0.463 (1, 8)	0-0 F4-3			F5			3-1			4	0	0	0	0	0	3
Dusty Baker Jr., R OBP: 0.354, SLG: 0.422 (1, 7)	0-0 F9			HR	1-3				0-3 K	4	1	1	1	0	1	0
Jay Johnstone, L OBP: 0.136, SLG: 0.095 (9, 7)				2B						0	0	0	0	0	0	0
Steve Garvey, R OBP: 0.299, SLG: 0.403 (1, 3)		0-3 K		F9	F8			0-0 5-3		4	0	0	0	0	1	1
Ron Cey, R OBP: 0.383, SLG: 0.554 (1, 5)		4-0 BB		HR	K			0-0 1B		3	1	2	2	1	1	0
Pedro Guerrero, R OBP: 0.347, SLG: 0.537 (1, 9)		0-0 FC6-4		1B				0-0 1B		4	1	2	0	0	1	1
Mike Scioscia, L OBP: 0.351, SLG: 0.325 (1, 2)	0-0 CS		0-0 F8	1B	BB		0-0 G3		0-0 FC6-4	3	1	0	0	1	0	2
Bill Russell, R OBP: 0.225, SLG: 0.239 (1, 6)			0-0 5-3	1B	BB		0-0 1-3			3	1	1	1	0	0	0
Jerry Reuss, L OBP: 0.278, SLG: 0.278 (1, 1)			0-0 F4	1B				0-3 K		3	0	1	1	0	1	0

BOTTOM

New York Mets @ Los Angeles Dodgers  
Dodger Stadium, Los Angeles, CA  
Sun May 17 1981, 3:33 AM PDT  
Att. 50,746 - Unknown

AB	32
R	6
H	9
RBI	6
BB	2
SO	5
LOB	7



Inning Stats	R: 0	H: 0	E: 0	K: 0	S: 3	P: 3	R: 0	H: 0	E: 0	K: 1	S: 4	P: 8	R: 0	H: 0	E: 0	K: 0	S: 3	R: 6	H: 7	E: 1	K: 0	S: 10	R: 0	H: 0	E: 0	K: 1	S: 5	R: 0	H: 0	E: 0	K: 1	S: 5	R: 0	H: 2	E: 0	K: 1	S: 7	R: 0	H: 2	E: 0	K: 1	S: 7	1B: 5	SF: 0	2B: 3	SAC: 0	3B: 0	DP: 0	HR: 1	HBP: 0	WP: 0	PA: 35
PITCHER	IP	WLS	BF	H	R	ER	SO	BB	IBB	HBP	BLK	WP	HR	S	P	ERA	WHIP																																			
Pat Zachry, R ERA: 4.63 (1, 1)	5.0	L	23	7	6	6	2	2	0	0	0	0	1	25	33	10.80	1.800																																			
Tom Hausman, R ERA: 2.28 (6, 1)	3.0		11	2	0	0	3	0	0	0	0	0	0	17	17	0.00	0.667																																			

WP: 0	PA: 35
PB: 0	
SB: 0	
CS: 1	

Batter	1	2	3	4	5	6	7	8	9	AB R H RBI BB SO LOB	TOP											
Lee Mazzilli, S (1, 8) OBP: 0.271, SLG: 0.308	0-0 5-3		4-0 S BB		4-0 S BB		0-0 PO 1-2	0-3 K		2 0 0 0 2 1 0												
Wally Backman, S (1, 4) OBP: 0.176, SLG: 0.176	0-0 1-3		0-0 1-3		0-3 K			0-0 1-3		4 0 0 0 0 1 3												
Joel Youngblood, R (1, 9) OBP: 0.418, SLG: 0.562	0-3 K			0-3 K		0-0 2B		0-0 HR		4 1 2 1 0 2 0												
Dave Kingman, R (1, 7) OBP: 0.339, SLG: 0.369		0-0 5-3		0-0 1B 1B		0-3 K		0-0 5-3		4 0 1 0 0 1 1												
Mike Jorgensen, L (1, 3) OBP: 0.318, SLG: 0.538		0-0 S 1B		0-0 G5-4-3 1B		0-0 F7		4-0 1B BB		3 0 2 0 1 0 1												
John Stearns, R (1, 2) OBP: 0.333, SLG: 0.345		0-3 K		0-0 G5-4-3		0-0 F3		0-0 F5		4 0 0 0 0 1 5												
Hubie Brooks, R (1, 5) OBP: 0.354, SLG: 0.398		0-3 K			0-0 F3 WP 1B		0-0 5-3		0-3 K	4 0 1 0 0 2 2												
Doug Flynn, R (1, 6) OBP: 0.327, SLG: 0.463			0-0 F4		0-0 F3		0-0 F5 FC1-6		0-0 1B	3 0 0 0 0 0 1												
Rusty Staub, L (9, PH) OBP: 0.391, SLG: 0.429					1-3				1-2	1 0 1 0 0 0 0												
Frank Taveras, R (9, PR) OBP: 0.245, SLG: 0.287										0 0 0 0 0 0 0												
Ed Lynch, R (1, 1) OBP: 0.250, SLG: 0.286		0-3 K			0-0 F4		0-0 FC1-6 PO		0-0 1-3	2 0 0 0 0 1 1												
Pete Falcone, L (6, 1)										0 0 0 0 0 0 0												
Mike Cubbage, L (7, PH) OBP: 0.300, SLG: 0.200										1 0 0 0 0 0 1												
Jeff Reardon, R (7, 1)										0 0 0 0 0 0 0												
Ron Hodges, L (9, PH) OBP: 0.385, SLG: 0.615										1 0 0 0 0 0 2												
<b>Inning Stats</b>	R: 0 E: 0 K: 1 S: 5	H: 0 LOB: 0 BB: 0 P: 5	R: 0 E: 0 K: 2 S: 8	H: 1 LOB: 1 BB: 0 P: 8	R: 0 E: 0 K: 1 S: 5	H: 0 LOB: 1 BB: 1 P: 9	R: 0 E: 0 K: 1 S: 6	H: 2 LOB: 1 BB: 0 P: 6	R: 0 E: 0 K: 1 S: 6	H: 1 LOB: 2 BB: 1 P: 10	R: 0 E: 0 K: 1 S: 6	H: 1 LOB: 1 BB: 0 P: 6	R: 0 E: 1 K: 0 S: 3	H: 0 LOB: 0 BB: 0 P: 3	R: 1 E: 0 K: 1 S: 6	H: 1 LOB: 0 BB: 0 P: 6	R: 0 E: 0 K: 1 S: 6	H: 1 LOB: 2 BB: 1 P: 10	1B: 5 2B: 1 3B: 0 HR: 1	SF: 0 SAC: 0 DP: 1 HBP: 0	WP: 1 PB: 0 SB: 3 CS: 0	PA: 37
<b>PITCHER</b>	IP WLS BF H R ER SO BB IBB HBP BLK WP HR S P ERA WHIP																					
Allen Ripley, R (1, 1) ERA: 2.44	8.0 W 32 6 1 1 8 3 0 0 0 1 1 45 57 1.12 1.125																					
Greg Minton, R (9, 1) ERA: 3.38	1.0 S 4 1 0 0 1 0 0 0 0 0 0 0 6 6 0.00 1.000																					

**New York Mets @ San Francisco Giants**  
 Candlestick Park, San Francisco, CA  
 Mon May 18 1981, 10:05 PM EDT  
 Att. 4,348 - Unknown

livebaseballscorecards.com

AB	33
R	1
H	7
RBI	1
BB	3
SO	9
LOB	17





Batter	1	2	3	4	5	6	7	8	9	AB R H RBI BB SO LOB	TOP																
Lee Mazzilli, S (1, 8) OBP: 0.285, SLG: 0.315	4-0 BLK BB		0-0 S 1B 1B		0-0 1-2 BB 1B		0-0 F9		0-0 F3	4 0 2 0 1 0 0	<b>New York Mets @ San Francisco Giants</b> Candlestick Park, San Francisco, CA Tue May 19 1981, 10:05 PM EDT Att. 5,168 - Unknown																
Wally Backman, S (1, 4) OBP: 0.273, SLG: 0.238	0-3 K 1-2		0-0 1-3 1-2		4-0 1-2 2-3 BB		0-0 1B	0-0 G6-4-3 1B	4 0 2 0 1 1 2																		
Joel Youngblood, R (1, 9) OBP: 0.398, SLG: 0.538	0-3 K		0-3 K		0-0 SF8 3-H		0-0 F9	0-0 G6-4-3 1-2f	4 0 0 1 0 2 4																		
Dave Kingman, R (1, 7) OBP: 0.336, SLG: 0.364	0-0 F8		0-0 2-H 1B		0-3 K		0-0 F7		4 0 1 0 0 1 4																		
Mike Jorgensen, L (1, 3) OBP: 0.298, SLG: 0.500		0-3 K		0-3 K		0-0 F7		0-3 K	3 0 0 0 0 2 0																		
Alex Trevino, R (8, PH) OBP: 0.343, SLG: 0.290									1 0 0 0 0 1 0																		
John Stearns, R (1, 2) OBP: 0.328, SLG: 0.339		0-0 FC5 6-3 1B		0-0 F9		0-0 6-3		0-0 F2	4 0 1 0 0 0 0																		
Hubie Brooks, R (1, 5) OBP: 0.359, SLG: 0.396		0-0 6-3 1-2		0-0 F7		0-0 S 1B		4-0 1B BB	3 0 1 0 1 0 1																		
Doug Flynn, R (1, 6) OBP: 0.342, SLG: 0.464		4-0 IBB			0-0 F7		4-0 1-2 IBB	0-0 1-2 1B	2 0 1 0 2 0 0																		
Mike Scott, R (1, 1) OBP: 0.231, SLG: 0.091		0-0 FC5			4-0 BB 1B SF8 BB		0-3 K	0-0 F8	2 1 0 0 1 1 4																		
Rusty Staub, L (8, PH) OBP: 0.386, SLG: 0.423									1 0 0 0 0 0 2																		
Tom Hausman, R (8, 1)									0 0 0 0 0 0 0																		
<b>Inning Stats</b>	R: 0 E: 0 K: 2 S: 7	H: 0 LOB: 1 BB: 1 P: 11	R: 0 E: 0 K: 1 S: 6	H: 1 LOB: 2 BB: 1 P: 10	R: 0 E: 0 K: 1 S: 5	H: 0 LOB: 0 BB: 0 P: 5	R: 1 E: 0 K: 1 S: 6	H: 1 LOB: 2 BB: 1 P: 10	R: 0 E: 0 K: 0 S: 4	H: 1 LOB: 1 BB: 0 P: 4	R: 0 E: 0 K: 1 S: 6	H: 1 LOB: 2 BB: 1 P: 10	R: 0 E: 0 K: 0 S: 3	H: 1 LOB: 0 BB: 0 P: 3	1B: 8 2B: 0 3B: 0 HR: 0	SF: 1 SAC: 0 DP: 1 HBP: 0	WP: 0 PB: 0 SB: 2 CS: 0	PA: 39									
<b>PITCHER</b>	IP WLS BF H R ER SO BB IBB HBP BLK WP HR S P ERA WHIP																										
Fred Breining, R (1, 1) ERA: 2.79	4.1		20	4	1	1	5	3	1	0	1	0	0	26	42	2.08	1.615										
Al Holland, L (5, 1) ERA: 4.57	4.0	W	18	4	0	0	3	1	1	0	0	0	0	22	30	0.00	1.250										
Greg Minton, R (9, 1) ERA: 3.31	0.2	S	1	0	0	0	0	0	0	0	0	0	0	1	1	0.00	0.000										

livebaseballscorecards.com

<b>AB</b>	32
<b>R</b>	1
<b>H</b>	8
<b>RBI</b>	1
<b>BB</b>	6
<b>SO</b>	8
<b>LOB</b>	17





Batter	1	2	3	4	5	6	7	8	9
Joe Morgan, L (1, 4) OBP: 0.331, SLG: 0.336 Joe Pettini, R (8, 4)	0-0 FC6-4 1B		0-0 4-3			0-0 F8 1B	0-0 F9		
Enos Cabell, R (1, 3) OBP: 0.273, SLG: 0.342 Dave Bergman, L (8, 3)	0-0 FC6-4 CS 1-2f		0-0 F8			0-0 F3 1-2	0-0 F7		
Jack Clark, R (1, 9) OBP: 0.297, SLG: 0.393	0-0 F9 1-2		0-0 F9			0-0 F8 2-3		0-0 F4-6-3 1B	
Darrell Evans, L (1, 5) OBP: 0.306, SLG: 0.397		0-0 F8		0-0 G3		0-0 FC6-4 1B 3-H		0-3 K	
Larry Herndon, R (1, 7) OBP: 0.376, SLG: 0.452		0-0 1B 1B		0-0 F6-3		0-0 FC6-4 1-2f		0-0 F4-6-3 1-2	
Jerry Martin, R (1, 8) OBP: 0.314, SLG: 0.369		0-0 1B 1B		0-3 K			0-0 2B 3B		
Milt May, L (1, 2) OBP: 0.361, SLG: 0.355 Mike Sadek, R (7, PR) OBP: 0.333, SLG: 0.227 (8, 2)		0-3 K			0-0 G3		0-0 4-3 SH 2B		
Johnnie LeMaster, R (1, 6) OBP: 0.281, SLG: 0.257		0-0 1B			0-0 4-3		0-0 4-3		
Fred Breining, R (1, 1) Al Holland, R (5, 1) Greg Minton, S (9, 1)		0-3 K			0-3 K		0-0 SH		

Inning Stats	R: 0 E: 0 K: 0 S: 3	H: 1 LOB: 0 BB: 0 P: 3	R: 1 E: 0 K: 2 S: 10	H: 3 LOB: 2 BB: 0 P: 10	R: 0 E: 0 K: 0 S: 3	H: 0 LOB: 0 BB: 0 P: 3	R: 0 E: 0 K: 1 S: 5	H: 0 LOB: 0 BB: 0 P: 5	R: 0 E: 0 K: 1 S: 5	H: 0 LOB: 0 BB: 0 P: 5	R: 1 E: 0 K: 0 S: 5	H: 2 LOB: 1 BB: 0 P: 5	R: 2 E: 0 K: 0 S: 6	H: 2 LOB: 2 BB: 0 P: 6	R: 0 E: 0 K: 1 S: 5	H: 1 LOB: 0 BB: 0 P: 5
--------------	------------------------------	---------------------------------	-------------------------------	----------------------------------	------------------------------	---------------------------------	------------------------------	---------------------------------	------------------------------	---------------------------------	------------------------------	---------------------------------	------------------------------	---------------------------------	------------------------------	---------------------------------

PITCHER	IP	WLS	BF	H	R	ER	SO	BB	IBB	HBP	BLK	WP	HR	S	P	ERA	WHIP
Mike Scott, R (1, 1) ERA: 5.27	7.0	L	29	8	4	4	4	0	0	0	0	0	0	37	37	5.14	1.143
Tom Hausman, R (8, 1) ERA: 2.2	1.0		3	1	0	0	1	0	0	0	0	0	0	5	5	0.00	1.000

**BOTTOM**

AB	R	H	RBI	BB	SO	LOB
4	1	2	0	0	0	2
0	0	0	0	0	0	0
4	0	0	0	0	0	4
0	0	0	0	0	0	0
4	0	1	0	0	0	2
4	0	1	1	0	1	1
4	1	1	0	0	0	2
3	1	2	0	0	1	0
3	0	1	1	0	1	2
0	1	0	0	0	0	0
3	0	1	1	0	0	1
1	0	0	0	0	1	2
1	0	0	1	0	1	0
0	0	0	0	0	0	0

**AB 31**  
**R 4**  
**H 9**  
**RBI 4**  
**BB 0**  
**SO 5**  
**LOB 16**

**WP: 0** **PA: 32**  
**PB: 0**  
**SB: 1**  
**CS: 1**

**GIANTS**

**New York Mets @ San Francisco Giants**  
Candlestick Park, San Francisco, CA  
Tue May 19 1981, 10:05 PM EDT  
Att. 5,168 - Unknown

livebaseballscorecards.com





Batter	1	2	3	4	5	6	7	8	9	AB	R	H	RBI	BB	SO	LOB	TOP								
Mookie Wilson, S OBP: 0.260, SLG: 0.261 (1, 8) X	0-0 G3 1B	0-0 2-3 1B		4-0 3B BB		0-0 L1 1B		0-0 6-3 1B		4	1	1	0	1	0	0									
Wally Backman, S OBP: 0.290, SLG: 0.241 (1, 4) X	0-0 WP 4-3 1B	0-0 6-3 1-2		0-0 E1 3B		0-0 4-3 1B		0-0 6-3 1B		5	1	1	0	0	0	3									
Joel Youngblood, R OBP: 0.398, SLG: 0.563 (1, 9) X	0-0 4-3 1-2		0-0 BB 1B 2B	0-0 1B 3B		0-0 F8 1B		0-0 6-3 1B		5	2	2	2	0	0	1									
Dave Kingman, R OBP: 0.357, SLG: 0.398 Mike Jorgensen, L OBP: 0.294, SLG: 0.500 (1, 3) B (7, 3) B	4-0 2-3 BB		4-0 1B BB BB	0-3 K 1B 3B		0-3 K 1B		0-0 F8 1B		2	1	0	0	2	2	1									
Lee Mazzilli, S OBP: 0.293, SLG: 0.298 (1, 7) X	0-0 F9 1B		4-0 BB 1B BB F6-4-3	0-0 G3 1B		4-0 BB 1B BB		0-0 F7 1B		3	2	0	0	2	0	3									
John Stearns, R OBP: 0.342, SLG: 0.343 (1, 2)		0-0 F8 1B	0-0 F6-4-3 WP 1B BB	0-0 1B		4-0 1B BB		0-0 1B		4	1	3	2	1	0	0									
Hubie Brooks, R OBP: 0.357, SLG: 0.395 (1, 5)		0-3 K 1B	4-0 F6-4-3 BB 1B BB		0-0 4-3 1B		0-3 K 1B		0-3 K 1B		4	0	0	1	1	3	3								
Doug Flynn, R OBP: 0.336, SLG: 0.449 Bob Bailor, R OBP: 0.314, SLG: 0.267 (1, 6) (8, 6)		0-0 WP 1B 1B	0-0 F6-4-3 1B BB		0-0 F8 1B		0-0 F8 1B				4	1	2	1	0	0	2								
Pat Zachry, R OBP: 0.313, SLG: 0.267 (1, 1)		0-0 1B 1B	0-0 P4 1B		0-3 K 1B		0-0 G3 1B				0	0	0	0	0	0	0								
										4	0	1	1	0	1	2									
Inning Stats	R: 0 E: 0 K: 0 S: 4	H: 1 LOB: 2 BB: 1 P: 8	R: 1 E: 0 K: 1 S: 8	H: 3 LOB: 2 BB: 0 P: 8	R: 4 E: 0 K: 0 S: 4	H: 2 LOB: 0 BB: 3 P: 16	R: 3 E: 1 K: 1 S: 7	H: 2 LOB: 1 BB: 1 P: 11	R: 0 E: 0 K: 1 S: 5	H: 0 LOB: 0 BB: 0 P: 5	R: 0 E: 0 K: 0 S: 3	H: 0 LOB: 0 BB: 0 P: 3	R: 1 E: 0 K: 2 S: 8	H: 1 LOB: 2 BB: 2 P: 16	R: 0 E: 0 K: 0 S: 3	H: 0 LOB: 0 BB: 0 P: 3	R: 0 E: 0 K: 1 S: 6	H: 1 LOB: 1 BB: 0 P: 6	1B: 8 2B: 1 3B: 1 HR: 0	SF: 0 SAC: 0 DP: 1 HBP: 0	WP: 3 PB: 0 SB: 1 CS: 0	PA: 43			
PITCHER	IP	WLS	BF	H	R	ER	SO	BB	IBB	HBP	BLK	WP	HR	S	P	ERA	WHIP								
Silvio Martinez, R ERA: 4.21 (1, 1)	2.0	L	15	6	5	5	1	3	0	0	0	2	0	14	26	22.50	4.500								
Jim Otten, R ERA: 5.12 (3, 1)	2.0		9	2	3	1	1	2	0	0	0	1	0	9	17	4.50	2.000								
Mark Littell, R ERA: 3.0 (5, 1)	3.0		12	1	1	1	3	2	0	0	0	0	0	16	24	3.00	1.000								
Joe Edelen, R ERA: 8.76 (8, 1)	2.0		7	1	0	0	1	0	0	0	0	0	0	9	9	0.00	0.500								

**New York Mets @ St. Louis Cardinals**  
 Busch Stadium, St. Louis, MO  
 Fri May 22 1981, 7:05 PM CDT  
 Att: 21,442 - Unknown

AB	36
R	9
H	10
RBI	7
BB	7
SO	6
LOB	15



WP	3	PA	43
PB	0		
SB	1		
CS	0		

PITCHER	IP	WLS	BF	H	R	ER	SO	BB	IBB	HBP	BLK	WP	HR	S	P	ERA	WHIP
Silvio Martinez, R	2.0	L	15	6	5	5	1	3	0	0	0	2	0	14	26	22.50	4.500
Jim Otten, R	2.0		9	2	3	1	1	2	0	0	0	1	0	9	17	4.50	2.000
Mark Littell, R	3.0		12	1	1	1	3	2	0	0	0	0	0	16	24	3.00	1.000
Joe Edelen, R	2.0		7	1	0	0	1	0	0	0	0	0	0	9	9	0.00	0.500

**BOTTOM**

**New York Mets @ St. Louis Cardinals**  
 Busch Stadium, St. Louis, MO  
 Fri May 22 1981, 7:05 PM CDT  
 Att. 21,442 - Unknown

[livebaseballscorecards.com](http://livebaseballscorecards.com)

<b>AB</b>	<b>31</b>
<b>R</b>	<b>3</b>
<b>H</b>	<b>5</b>
<b>RBI</b>	<b>3</b>
<b>BB</b>	<b>5</b>
<b>SO</b>	<b>6</b>
<b>LOB</b>	<b>16</b>



WP: 1	PA: 36
PB: 0	
SB: 2	
CS: 0	

AB R H RBI BB SO LOB

4 0 0 1 0 0 2

4 0 0 0 0 0 1

1 1 0 0 3 1 0

3 1 0 0 1 2 2

4 0 2 2 0 0 1

4 0 1 0 0 0 3

3 1 1 0 1 0 1

4 0 1 0 0 0 2

1 0 0 0 0 1 2  
 0 0 0 0 0 0 0  
 1 0 0 0 0 1 1  
 0 0 0 0 0 0 0  
 1 0 0 0 0 1 0  
 0 0 0 0 0 0 0  
 1 0 0 0 0 0 1

1B: 4 SF: 0  
 2B: 0 SAC: 0  
 3B: 1 DP: 1  
 HR: 0 HBP: 0

Batter 1 2 3 4 5 6 7 8 9

**Tom Herr, S** (1, 4) X 0-0 G3 1 X 0-0 4-3 2 0-0 1-3 2

**Tony Scott, S** (1, 8) X 0-0 5-3 2 X 0-0 F6-3 3 0-0 F6-3 1 0-0 F7 3

**Keith Hernandez, L** (1, 3) B B B B 4-0 S 3B BB 4-0 1B BB 4-0 S BB 0-3 K 1

**George Hendrick, R** (1, 9) B B B B 4-0 1-2 3B BB 0-3 K 1 0-0 F6 2 0-3 K2-3 2

**Ken Oberkfell, L** (1, 5) X 0-0 1-H 2-H 3B 0-0 1-3 1B G5-4-3 3 0-0 4-3 3 0-0 4-3 3

**Sixto Lezcano, R** (1, 7) X 0-0 5-3 3 0-0 G5-4-3 2 1-2 F6-3 1 0-0 F7 2 0-0 F8 1

**Orlando Sanchez, L** (1, 2) B B B B 4-0 WP 1B 4-3 BB 0-0 5-3 1B 0-0 F7 2 0-0 F9 3

**Mike Ramsey, S** (1, 6) X 0-0 4-3 WP 1B 1-2 5-3 1 0-0 F6 3 0-0 K 2 1

**Silvio Martinez, R** (1, 1) O P O S 0-3 K2-3 1  
**Jim Otten, R** (3, 1) O P O S 0-3 K 2 1  
**Steve Braun, L** (4, PH) O P O S 0-3 K 2 1  
**Mark Littell, L** (5, 1) O P O S 0-3 K 2 1  
**Garry Templeton, S** (7, PH) O P O S 0-3 K 2 1  
**Joe Edelen, R** (8, 1) O P O S 0-3 K 2 1  
**Dane Iorg, L** (9, PH) O P O S 0-3 K 2 1

<b>Inning Stats</b>	R: 2 H: 1 E: 0 K: 0 S: 4	H: 1 LOB: 1 BB: 2 P: 12	R: 1 H: 1 E: 0 K: 1 S: 6	H: 1 LOB: 1 BB: 1 P: 10	R: 0 H: 1 E: 0 K: 1 S: 5	H: 1 LOB: 1 BB: 1 P: 9	R: 0 H: 1 E: 0 K: 1 S: 6	H: 1 LOB: 1 BB: 0 P: 6	R: 0 H: 0 E: 0 K: 0 S: 3	H: 0 LOB: 1 BB: 1 P: 7	R: 0 H: 0 E: 0 K: 0 S: 3	H: 0 LOB: 0 BB: 0 P: 3	R: 0 H: 0 E: 0 K: 1 S: 5	H: 0 LOB: 0 BB: 0 P: 5	R: 0 H: 0 E: 0 K: 2 S: 7	H: 0 LOB: 0 BB: 0 P: 7	R: 0 H: 1 E: 0 K: 0 S: 4	H: 1 LOB: 1 BB: 0 P: 4	1B: 4 2B: 0 3B: 1 HR: 0	SF: 0 SAC: 0 DP: 1 HBP: 0	WP: 1 PB: 0 SB: 2 CS: 0	PA: 36
---------------------	--------------------------	-------------------------	--------------------------	-------------------------	--------------------------	------------------------	--------------------------	------------------------	--------------------------	------------------------	--------------------------	------------------------	--------------------------	------------------------	--------------------------	------------------------	--------------------------	------------------------	-------------------------	---------------------------	-------------------------	--------

<b>PITCHER</b> <b>Pat Zachry, R</b> (1, 1) ERA: 4.36	IP 9.0 WLS W BF 36 H 5 R 3 ER 3 SO 6 BB 5 IBB 0 HBP 0 BLK 0 WP 1 HR 0 S 43 P 63 ERA 3.00 WHIP 1.111	<b>PITCHER</b>	IP WLS BF H R ER SO BB IBB HBP BLK WP HR S P ERA WHIP
---	---	----------------	---

Batter	1	2	3	4	5	6	7	8	9	AB R H RBI BB SO LOB	TOP										
Mookie Wilson, S OBP: 0.256, SLG: 0.257 (1, 8) X	0-0 4-3 1B	0-0 1-3 1B			0-0 6-3 1B		0-0 G5-4-3 2-H 1B		0-0 F8 2-3	5 0 1 1 0 0 3	<p><b>New York Mets @ St. Louis Cardinals</b>            Busch Stadium, St. Louis, MO            Sat May 23 1981, 7:05 PM CDT            Att. 24,710 - Unknown</p> <p>livebaseballscorecards.com</p>										
Wally Backman, S OBP: 0.333, SLG: 0.303 (1, 4) X	0-0 1B 1B		0-0 FC3-6 2B		0-0 4-3 1B		0-0 F8	0-0 BB	4 0 2 0 1 0 1												
Joel Youngblood, R OBP: 0.398, SLG: 0.551 (1, 9) X	0-0 1-3 1B		4-0 FC3-6 BB		0-0 F8		0-0 G5-4-3 1-2f	0-0 F4	4 0 1 0 1 0 4												
Dave Kingman, R OBP: 0.354, SLG: 0.388 (1, 3) X	0-0 L4		0-0 F8		4-0 BB		0-0 F7		3 0 0 0 1 0 4												
Lee Mazzilli, S OBP: 0.285, SLG: 0.288 (1, 7) X	0-0 4-3		0-0 FC3-6 CS 1-2f 2-3		0-0 F7		0-0 F8		4 0 0 0 0 0 5												
John Stearns, R OBP: 0.338, SLG: 0.338 (1, 2) X		0-0 F6-3 S 5-3 1B	0-0 CS 1-2	0-0 6-3	0-0 E4 1-2 5-3		0-0 F8		4 1 1 0 0 0 1												
Hubie Brooks, R OBP: 0.354, SLG: 0.385 (1, 5) X		4-0 F6-3 1-2 BB		0-0 4-3	0-0 5-3 1-2 2-3		0-0 1-3		3 0 0 0 1 0 2												
Doug Flynn, R OBP: 0.341, SLG: 0.451 (1, 6) X		0-0 F6-3 1-2 2-3		0-0 1B	0-0 F4-3		0-0 F8 1B 1B		4 0 2 0 0 0 4												
Pete Falcone, L Tom Hausman, R Ed Lynch, R Frank Taveras, R Dyar Miller, R Alex Trevino, R OBP: 0.346, SLG: 0.298 (1, 1) (2, 1) (3, 1) (7, PH) (7, 1) (8, PH) X		0-0 5-3 3-H		0-0 1-3	0-0 1B 2B		0-0 BB 1B		1 0 0 1 0 0 1 0 0 0 0 0 0 0 1 0 0 0 0 0 0 1 1 1 0 0 0 0 0 0 0 0 0 0 0 1 0 1 0 0 0 0												
<b>Inning Stats</b>	R: 0 E: 0 K: 0 S: 5	H: 2 LOB: 2 BB: 0 P: 5	R: 1 E: 0 K: 0 S: 4	H: 1 LOB: 1 BB: 1 P: 8	R: 0 E: 0 K: 0 S: 3	H: 1 LOB: 1 BB: 0 P: 4	R: 0 E: 0 K: 0 S: 3	H: 0 LOB: 0 BB: 0 P: 3	R: 0 E: 1 K: 0 S: 4	H: 0 LOB: 2 BB: 1 P: 8	R: 1 E: 0 K: 0 S: 4	H: 2 LOB: 0 BB: 0 P: 4	R: 0 E: 0 K: 0 S: 3	H: 0 LOB: 0 BB: 0 P: 3	R: 0 E: 0 K: 0 S: 5	H: 2 LOB: 3 BB: 1 P: 9	1B: 7 2B: 2 3B: 0 HR: 0	SF: 0 SAC: 0 DP: 1 HBP: 0	WP: 0 PB: 0 SB: 1 CS: 1	PA: 40	
<b>PITCHER</b> Bob Forsch, R ERA: 3.6 Jim Kaat, L ERA: 1.71 (1, 1) (7, 1)	IP 6.0 WLS W BF 28 H 7 R 2 ER 2 SO 0 BB 3 IBB 0 HBP 0 BLK 0 WP 0 HR 0 S 25 P 37 ERA 3.00 WHIP 1.667																				
																			<b>PITCHER</b> IP 3.0 WLS S BF 11 H 2 R 0 ER 0 SO 0 BB 1 IBB 0 HBP 0 BLK 0 WP 0 HR 0 S 10 P 14 ERA 0.00 WHIP 1.000		



Batter	1	2	3	4	5	6	7	8	9
<b>Tom Herr, S</b> OBP: 0.341, SLG: 0.410 (1, 4)	4-0 S 1B BB	4-0 FC6-4 BB	4-0 F S BB			x 0-0 FC4-6 1B		x 0-0 1B	
<b>Tony Scott, S</b> OBP: 0.289, SLG: 0.356 (1, 8)	0-0 F9 1-2	0-0 FC6-4 S 1B 1-2f	0-0 F BB 1-3 3-H		0-0 E5 CS	x 0-0 FC4-6 1-2f		x 0-0 P4 1-2f	
<b>Keith Hernandez, L</b> OBP: 0.425, SLG: 0.485 (1, 3)	4-0 1B BB	0-0 E 1B 1-H			x 0-0 F9 1-2	s s 0-3 K		x 0-0 L7	
<b>George Hendrick, R</b> OBP: 0.361, SLG: 0.492 (1, 9)	0-0 1B BB 1-3 2-H	0-0 E4 FC4-6 1B			x 0-0 P5	x 0-0 WP SF8 2B		x 0-0 F7	
<b>Sixto Lezcano, R</b> OBP: 0.394, SLG: 0.402 (1, 7)	4-0 1B BB 1-2	0-0 FC4-6 1-2f			x 0-0 F8	x 0-0 F6-3			
<b>Ken Oberkfell, L</b> OBP: 0.350, SLG: 0.352 (1, 5)	0-0 2B 1B 1-3 2-H 3-H		4-0 F1-6-3 1B BB		x 0-0 1-3	x 4-0 1B 2B IBB 2-3			
<b>Gene Tenace, R</b> OBP: 0.397, SLG: 0.429 (1, 2)	0-0 2B 1-3 3-H		0-0 F1-6-3		x 0-0 2B 1B	x 0-0 SF8 3-H			
<b>Mike Ramsey, S</b> OBP: 0.500, SLG: 0.533 (1, 6)	0-0 5-3		0-0 WP SH3-4 S 1B 2-H		x 0-0 2B 1-H	x 0-0 2B 1B			
<b>Bob Forsch, R</b> OBP: 0.143, SLG: 0.143 (1, 1)		0-3 K	0-0 SH3-4		x 0-0 F8	x 0-0 F8			
<b>Jim Kaat, L</b> OBP: 0.500, SLG: 0.750 (7, 1)									

AB	R	H	RBI	BB	SO	LOB
2	0	2	0	3	0	0
6	1	0	0	0	0	5
4	1	1	1	1	1	3
5	2	2	0	0	0	2
3	1	0	0	1	0	3
2	2	1	2	2	0	0
3	0	2	2	0	0	1
4	1	3	1	0	0	2
2	0	0	0	0	1	0
1	0	1	1	0	0	0
1B: 8	SF: 1	WP: 2	PA: 41			
2B: 4	SAC: 1	PB: 0				
3B: 0	DP: 0	SB: 4				
HR: 0	HBP: 0	CS: 1				

**BOTTOM**

**New York Mets @ St. Louis Cardinals**  
 Busch Stadium, St. Louis, MO  
 Sat May 23 1981, 7:05 PM CDT  
 Att. 24,710 - Unknown

AB	32
R	8
H	12
RBI	7
BB	7
SO	2
LOB	16



Inning Stats	R	H	E	K	S	WLS	BF	H	R	ER	SO	BB	IBB	HBP	BLK	WP	HR	S	P	ERA	WHIP
<b>Pete Falcone, L</b> ERA: 2.7 (1, 1)	3	3	0	5	17	L	13	4	4	4	1	4	0	0	0	0	0	11	27	21.60	4.800
<b>Tom Hausman, R</b> ERA: 2.48 (2, 1)	0	1	0	1	0		2	0	1	0	0	1	0	0	0	0	0	1	5	27.00	3.000
<b>Ed Lynch, R</b> ERA: 2.73 (3, 1)	4	16	4	1	1		16	4	1	1	1	1	0	0	0	1	0	16	20	2.25	1.250
<b>Dyar Miller, R</b> ERA: 1.85 (7, 1)	2	10	4	2	2		10	4	2	2	0	0	1	0	0	1	0	9	13	9.00	2.000

PITCHER	IP	WLS	BF	H	R	ER	SO	BB	IBB	HBP	BLK	WP	HR	S	P	ERA	WHIP
<b>Pete Falcone, L</b> ERA: 2.7 (1, 1)	1.2	L	13	4	4	4	1	4	0	0	0	0	0	11	27	21.60	4.800
<b>Tom Hausman, R</b> ERA: 2.48 (2, 1)	0.1		2	0	1	0	0	1	0	0	0	0	0	1	5	27.00	3.000
<b>Ed Lynch, R</b> ERA: 2.73 (3, 1)	4.0		16	4	1	1	1	1	0	0	0	1	0	16	20	2.25	1.250
<b>Dyar Miller, R</b> ERA: 1.85 (7, 1)	2.0		10	4	2	2	0	0	1	0	0	1	0	9	13	9.00	2.000

Batter	1	2	3	4	5	6	7	8	9	10	AB	R	H	RBI	BB	SO	LOB	TOP						
Mookie Wilson, S OBP: 0.241, SLG: 0.241 (1, 8) X	0-0 5-3		0-0 P4			0-0 6-3		0-0 F9		0-0 5-3	5	0	0	0	0	0	2	<b>New York Mets @ St. Louis Cardinals</b> Busch Stadium, St. Louis, MO Sun May 24 1981, 3:33 AM CDT Att: 33,889 - Cloudy						
Frank Taveras, R OBP: 0.243, SLG: 0.292 (1, 6) S	0-3 K				0-0 F8	0-0 L5			0-0 5-3		4	0	0	0	0	1	0							
Joel Youngblood, R OBP: 0.393, SLG: 0.536 (1, 9) X	0-0 5-3			4-0 BB		0-0 6-3			0-3 K		3	0	0	0	1	1	0							
Dave Kingman, R OBP: 0.351, SLG: 0.383 Mike Jorgensen, L OBP: 0.294, SLG: 0.500 (1, 3) (9, 3) X		0-0 1B		0-0 G5-4-3		0-0 G5-4-3		0-3 K	0-0 F8		4	0	1	0	0	1	1							
Lee Mazzilli, S OBP: 0.291, SLG: 0.336 (1, 7) X		0-0 G5-4-3			0-0 HR			0-3 K		0-0 2B	4	2	2	1	0	1	1							
John Stearns, R OBP: 0.345, SLG: 0.351 (1, 2) X		0-0 F7			0-0 P6			4-0 BB		0-0 2B	3	1	1	1	1	0	0							
Hubie Brooks, R OBP: 0.358, SLG: 0.397 (1, 5) X			0-0 2B		0-0 F9			0-0 6-3		0-0 E6	4	0	2	0	0	0	1							
Doug Flynn, R OBP: 0.338, SLG: 0.444 (1, 4) X			0-0 1B		0-0 1B			0-0 F4-3		0-0 F4-3	4	0	1	0	0	0	2							
Mike Scott, R OBP: 0.188, SLG: 0.071 Neil Allen, R OBP: 1.000, SLG: 3.000 (1, 1) (9, 1) X			0-0 F8		0-3 K			0-0 5-3		0-0 3B	3	0	0	0	0	1	2							
											1	0	1	0	0	0	0							
<b>Inning Stats</b>	R: 0 E: 0 K: 1 S: 5	H: 0 LOB: 0 BB: 0 P: 5	R: 0 E: 0 K: 0 S: 3	H: 1 LOB: 0 BB: 0 P: 3	R: 0 E: 0 K: 0 S: 4	H: 1 LOB: 1 BB: 0 P: 4	R: 0 E: 0 K: 0 S: 2	H: 0 LOB: 0 BB: 1 P: 6	R: 1 E: 0 K: 1 S: 7	H: 2 LOB: 1 BB: 0 P: 7	R: 0 E: 0 K: 0 S: 3	H: 0 LOB: 0 BB: 0 P: 3	R: 0 E: 0 K: 2 S: 7	H: 0 LOB: 1 BB: 1 P: 11	R: 0 E: 0 K: 0 S: 3	H: 0 LOB: 0 BB: 0 P: 3	R: 0 E: 0 K: 1 S: 5	H: 0 LOB: 0 BB: 0 P: 5	R: 2 E: 1 K: 0 S: 6	H: 4 LOB: 1 BB: 0 P: 6	1B: 3 2B: 2 3B: 2 HR: 1	SF: 0 SAC: 0 DP: 2 HBP: 0	WP: 0 PB: 0 SB: 1 CS: 1	PA: 37
<b>PITCHER</b>	IP WLS BF H R ER SO BB IBB HBP BLK WP HR S P ERA WHIP																							
Bob Shirley, L ERA: 3.43 Bruce Sutter, R ERA: 3.64 (1, 1) (9, 1)	8.0 L 9 4 2 2 1 0 0 0 0 0 0 11 11 9.00 2.000																							

livebaseballscores.com

AB	35
R	3
H	8
RBI	2
BB	2
SO	5
LOB	9





**New York Mets @ St. Louis Cardinals**  
 Busch Stadium, St. Louis, MO  
 Sun May 24 1981, 3:33 AM CDT  
 Att. 33,889 - Cloudy

livebaseballscorecards.com

<b>AB</b>	<b>33</b>
<b>R</b>	<b>1</b>
<b>H</b>	<b>6</b>
<b>RBI</b>	<b>1</b>
<b>BB</b>	<b>5</b>
<b>SO</b>	<b>5</b>
<b>LOB</b>	<b>17</b>



<b>WP</b>	<b>0</b>	<b>PA</b>	<b>38</b>
<b>PB</b>	<b>0</b>		
<b>SB</b>	<b>2</b>		
<b>CS</b>	<b>0</b>		

AB R H RBI BB SO LOB

3 0 1 0 2 0 2

5 0 0 0 0 0 5

4 1 1 1 0 0 2

4 0 1 0 0 0 1

4 0 0 0 0 0 1

3 0 1 0 1 0 1

3 0 0 0 1 3 2

4 0 2 0 0 1 2

2 0 0 0 0 1 1

1 0 0 0 0 0 0

0 0 0 0 0 0 0

0 0 0 0 1 0 0

0 0 0 0 0 0 0

1B: 4 SF: 0  
 2B: 1 SAC: 0  
 3B: 0 DP: 2  
 HR: 1 HBP: 0

Batter	1	2	3	4	5	6	7	8	9	10													
<b>Tom Herr, S</b> OBP: 0.350, SLG: 0.408 (1, 4)	4-0 3-1 BB		4-0 S BB			0-0 FC4-6 1B		0-0 F4-3		0-0 G3-6-3													
<b>Tony Scott, S</b> OBP: 0.280, SLG: 0.344 (1, 8)	0-0 3-1 1-2		0-0 F4 1-2			0-0 FC4-6 F4-6-3 1-2f		0-0 G3		0-0 F4-3 1-2f 2-3													
<b>Keith Hernandez, L</b> OBP: 0.420, SLG: 0.500 (1, 3)	0-0 L6			0-0 3-1		0-0 F4-6-3 1-2			0-0 HR														
<b>George Hendrick, R</b> OBP: 0.358, SLG: 0.485 (1, 9)	0-0 F4-3			0-0 6-3			0-0 E5 G3 1B		0-0 F3														
<b>Dane Iorg, L</b> OBP: 0.250, SLG: 0.255 (1, 7)		0-0 1-3		0-0 3-1			0-0 G3 2-3		0-0 3-1														
<b>Ken Oberkfell, L</b> OBP: 0.355, SLG: 0.359 (1, 5)		0-0 F4-3			4-0 S 1B BB		0-0 F9		0-0 2B														
<b>Gene Tenace, R</b> OBP: 0.388, SLG: 0.404 (1, 2)		0-3 K			0-3 K 1-2		4-0 BB		0-3 K														
<b>Mike Ramsey, S</b> OBP: 0.500, SLG: 0.526 (1, 6)			0-3 K		0-0 K 2-H 1B		0-0 F4-3			0-0 G3-6-3 BB 1B													
<b>Bob Shirley, R</b> OBP: 0.067, SLG: 0.067 (1, 1)			0-3 K		0-0 5-3			0-0 F8		4-0 G3-6-3 BB													
<b>Garry Templeton, S</b> OBP: 0.311, SLG: 0.429 (8, PH)																							
<b>Bruce Sutter, R</b> (9, 1)																							
<b>Steve Braun, L</b> OBP: 0.333, SLG: 0.286 (10, PH)																							
<b>Tito Landrum, R</b> OBP: 0.100, SLG: 0.100 (10, PR)																							
<b>Inning Stats</b>	R: 0 E: 0 K: 0 S: 3	H: 0 LOB: 1 BB: 1 P: 7	R: 0 E: 0 K: 1 S: 5	H: 0 LOB: 0 BB: 0 P: 5	R: 0 E: 0 K: 2 S: 7	H: 0 LOB: 1 BB: 1 P: 11	R: 0 E: 0 K: 1 S: 5	H: 1 LOB: 1 BB: 1 P: 9	R: 0 E: 0 K: 0 S: 3	H: 1 LOB: 0 BB: 0 P: 3	R: 0 E: 0 K: 0 S: 3	H: 0 LOB: 0 BB: 0 P: 3	R: 0 E: 0 K: 0 S: 3	H: 0 LOB: 0 BB: 0 P: 3	R: 1 E: 0 K: 1 S: 7	H: 2 LOB: 1 BB: 0 P: 7	R: 0 E: 0 K: 0 S: 3	H: 1 LOB: 2 BB: 1 P: 7	R: 0 E: 0 K: 0 S: 3	H: 1 LOB: 2 BB: 1 P: 7	1B: 4 2B: 1 3B: 0 HR: 1	SF: 0 SAC: 0 DP: 2 HBP: 0	WP: 0 PA: 38
<b>PITCHER</b>	IP WLS BF H R ER SO BB IBB HBP BLK WP HR S P ERA WHIP																						
<b>Mike Scott, R</b> ERA: 4.53 (1, 1)	8.2		33	5	1	1	4	4	0	0	0	0	0	1	37	53	1.04	1.038					
<b>Neil Allen, R</b> ERA: 1.96 (9, 1)	1.1	W	5	1	0	0	1	1	0	0	0	0	0	0	6	10	0.00	1.500					





Batter	1	2	3	4	5	6	7	8	9	AB	R	H	RBI	BB	SO	LOB
Mookie Wilson, S OBP: 0.273, SLG: 0.280 (1, 8)	4-0 S 1B BB	0-0 2B HR 1B	4-0 BB		0-0 1-3		0-0 SF9 3B			3	3	2	2	2	0	0
Frank Taveras, R OBP: 0.259, SLG: 0.303 (1, 6)	4-0 SH5-3 1B 1-2 BB	0-0 1-3 HR 2B	0-0 6-3		0-0 5-3		4-0 BB BB			3	2	1	0	2	0	1
Joel Youngblood, R OBP: 0.409, SLG: 0.549 (1, 9)	0-0 SH5-3 1B 1-2 2-H	1-0 HR HBP		0-0 FC4 1B		0-0 G5-4-3 1B	0-0 SF9			3	2	3	2	0	0	0
Dave Kingman, R OBP: 0.351, SLG: 0.407 Mike Jorgensen, L OBP: 0.268, SLG: 0.489 (1, 3) (7, 3)	0-0 SH5-3 1-2 2-3	0-0 HR		0-0 FC4 1B E 1-2f		0-0 G5-4-3 1-2f	0-0 1-3			3	2	1	4	0	0	2
Lee Mazzilli, S OBP: 0.303, SLG: 0.357 Bob Bailor, R OBP: 0.306, SLG: 0.258 (1, 7) (7, 7)	0-0 1B 1B 2-H 3-H	0-0 G3		0-0 1B 1B 1-3		0-0 2B	0-0 F8			4	2	3	2	0	0	0
John Stearns, R OBP: 0.341, SLG: 0.346 Alex Trevino, R OBP: 0.343, SLG: 0.295 (1, 2) (7, 2)	0-0 F5-3 1B 1-3	0-3 K		0-0 E6 1B 1-2 3-H		0-0 5-3	0-0 4-3			4	0	1	1	0	1	2
Hubie Brooks, R OBP: 0.367, SLG: 0.405 (1, 5)	0-0 F5-3 1B 1-2 3-H	0-0 6-3		0-0 F4-6-3 1B 1-3 2-H			0-0 F8			5	1	3	2	0	0	0
Doug Flynn, R OBP: 0.336, SLG: 0.438 Wally Backman, S OBP: 0.333, SLG: 0.303 (1, 4) (8, 4)	0-0 F5-3 1-2 2-3		0-0 F6	0-0 F4-6-3 1-2			0-0 3B 1B			4	1	1	0	0	0	4
Greg Harris, S Jeff Reardon, R (1, 1) (6, 1)	0-3 K		0-0 5-3		0-3 K		0-0 F7			0	0	0	0	0	2	2

Inning Stats	R: 4	H: 4	E: 0	LOB: 2	K: 1	P: 17	R: 4	H: 3	E: 0	LOB: 0	K: 1	P: 9	R: 0	H: 0	E: 0	LOB: 1	K: 0	P: 7	R: 2	H: 3	E: 1	LOB: 1	K: 0	P: 6	R: 0	H: 0	E: 0	LOB: 0	K: 1	P: 5	R: 0	H: 2	E: 0	LOB: 1	K: 0	P: 4	R: 3	H: 3	E: 0	LOB: 1	K: 0	P: 10	R: 0	H: 0	E: 0	LOB: 0	K: 0	P: 3		
1B: 11	SF: 1	2B: 2	SAC: 1	3B: 1	DP: 2	HR: 1	HBP: 1	WP: 0	PA: 43	BB: 4	SO: 3	LOB: 14																																						

PITCHER	IP	WLS	BF	H	R	ER	SO	BB	IBB	HBP	BLK	WP	HR	S	P	ERA	WHIP
Dick Ruthven, R ERA: 4.66 (1, 1)	2.0	L	16	7	8	8	2	2	0	1	0	0	0	17	26	36.00	4.500
Mike Proly, R ERA: 3.38 (3, 1)	2.0		10	3	2	2	0	1	0	0	0	0	0	9	13	9.00	2.000
Ron Reed, R ERA: 2.84 (5, 1)	2.0		7	2	0	0	1	0	0	0	0	0	0	9	9	0.00	1.000
Tug McGraw, L ERA: 4.76 (7, 1)	2.0		10	3	3	3	0	1	0	0	0	0	0	9	13	13.50	2.000

BOTTOM

Philadelphia Phillies @ New York Mets  
Shea Stadium, Flushing, NY  
Mon May 25 1981, 3:33 AM EDT  
Att. 20,469 - Unknown

AB	36
R	13
H	15
RBI	13
BB	4
SO	3
LOB	14



WP	HR	S	P	ERA	WHIP
0	0	0	0	0	0

livebaseballscorecards.com

Batter	1	2	3	4	5	6	7	8	9	AB R H RBI BB SO LOB	TOP																
Lonnie Smith, R (1, 9) OBP: 0.312, SLG: 0.294 Tug McGraw, R (9, 1)	0-0 5-3 BB	4-0 BB		0-0 E6 S 2-3		0-0 5-3		0-0 1B 1B 2B	0-0 WP E 1B	5 1 2 1 1 0 1 0 0 0 0 0 0 0																	
Pete Rose, S (1, 3) OBP: 0.372, SLG: 0.398	0-0 BB 1B	0-0 5-3		4-0 1-2 BB		0-0 E3 2B 1B		0-0 1B 1B	0-0 E3 WP 1B	5 2 3 0 1 0 2																	
Mike Schmidt, R (1, 5) OBP: 0.399, SLG: 0.653	4-0 1B 1-2 BB			0-0 E6		0-0 F9		0-3 K 2-H	0-3 K	5 1 1 1 1 2 7																	
Gary Matthews, R (1, 7) OBP: 0.394, SLG: 0.424	0-0 1B 1-3 2-H			0-0 F9		4-0 6-3 BB		0-0 1B 1-3 3-H	4-0 IBB 2-3	3 1 2 2 3 0 1																	
Manny Trillo, R (1, 4) OBP: 0.349, SLG: 0.400	0-0 1B 2-H 3-H			0-3 K		0-0 F9		0-3 K	0-0 F9	6 0 1 2 0 3 9																	
Garry Maddox, R (1, 8) OBP: 0.331, SLG: 0.363	0-0 F9			0-3 K		0-0 6-3		0-0 F9		5 0 1 0 0 1 5																	
Larry Bowa, S (1, 6) OBP: 0.281, SLG: 0.288	0-0 F4-3			0-0 E 2B		4-0 BB		0-0 F4-6-4 1-2 1B	0-0 G3	4 0 1 0 1 0 2																	
Bob Boone, R (1, 2) OBP: 0.308, SLG: 0.305 Luis Aguayo, R (9, PR) OBP: 0.150, SLG: 0.105 Keith Moreland, R (9, 2) OBP: 0.245, SLG: 0.354				0-0 6-3		0-0 1-3		0-0 1B	0-0 1B 1B	5 0 2 0 0 0 3 0 1 0 0 0 0 0 0 0 0 0 0 0 0																	
Steve Carlton, L (1, 1) OBP: 0.219, SLG: 0.355 Del Unser, L (7, PH) OBP: 0.500, SLG: 0.500 Ron Reed, R (7, 1) Greg Gross, L (9, PH) OBP: 0.350, SLG: 0.404				0-3 K		0-0 F4-3		0-0 F9	0-0 1B E 1B	3 0 0 0 0 1 1 1 0 0 0 0 0 1 0 0 0 0 0 0 0 1 1 1 0 0 0 0																	
<b>Inning Stats</b>	R: 3 E: 0 K: 0 S: 6	H: 3 LOB: 1 BB: 1 P: 10	R: 0 E: 0 K: 0 S: 3	H: 0 LOB: 1 BB: 1 P: 7	R: 0 E: 1 K: 2 S: 8	H: 0 LOB: 1 BB: 0 P: 8	R: 0 E: 1 K: 1 S: 7	H: 1 LOB: 3 BB: 1 P: 11	R: 0 E: 0 K: 0 S: 3	H: 0 LOB: 2 BB: 2 P: 11	R: 1 E: 1 K: 1 S: 7	H: 2 LOB: 2 BB: 1 P: 11	R: 0 E: 0 K: 0 S: 4	H: 2 LOB: 1 BB: 0 P: 4	R: 1 E: 0 K: 2 S: 10	H: 3 LOB: 2 BB: 0 P: 10	R: 2 E: 1 K: 1 S: 9	H: 3 LOB: 3 BB: 1 P: 13	1B: 11 2B: 4 3B: 0 HR: 0	SF: 0 SAC: 0 DP: 1 HBP: 0	WP: 1 PB: 0 SB: 1 CS: 0	PA: 50					
<b>PITCHER</b>	IP WLS BF H R ER SO BB IBB HBP BLK WP HR S P ERA WHIP																										
Randy Jones, L (1, 1) ERA: 4.86	5.2		30	6	4	3	3	5	0	0	0	0	0	31	51	4.76	1.941										
Dyar Miller, R (6, 1) ERA: 1.82	0.1		2	0	0	0	1	1	0	0	0	0	0	3	7	0.00	3.000										
Neil Allen, R (7, 1) ERA: 2.77	3.0	L	18	8	3	3	3	0	1	0	0	1	0	23	27	9.00	2.667										

Philadelphia Phillies @ New York Mets  
Shea Stadium, Flushing, NY  
Tue May 26 1981, 7:05 PM EDT  
Att. 13,973 - Unknown

livebaseballscorecards.com

AB	43
R	7
H	14
RBI	6
BB	7
SO	7
LOB	32



Batter	1	2	3	4	5	6	7	8	9	AB	R	H	RBI	BB	SO	LOB
Mookie Wilson, S OBP: 0.283, SLG: 0.291 (1, 8)	0-0 BB HR 1B	0-0 1B 1B		0-3 K			0-3 K			4	1	2	0	0	2	0
Frank Taveras, R OBP: 0.258, SLG: 0.295 (1, 6)	4-0 1-2 HR BB	0-0 P4		0-0 5-3			0-0 F9			3	1	0	0	1	0	1
Joel Youngblood, R OBP: 0.412, SLG: 0.573 (1, 9)	0-0 1-H 2-H HR	0-0 1-2 1B 1B			0-3 K		0-0 6-3			4	1	2	3	0	1	0
Dave Kingman, R OBP: 0.355, SLG: 0.433 (1, 3)	0-3 K2-3	0-0 1-2 2-H 1B			0-0 HR			0-0 F9		4	1	2	1	0	1	0
Lee Mazzilli, S OBP: 0.302, SLG: 0.349 (1, 7)	4-0 SH5-3 1B BB			0-0 F8		0-0 6-3		0-0 1-3		3	1	0	0	1	0	0
John Stearns, R OBP: 0.341, SLG: 0.345 (1, 2)	0-0 SH5-3 1-2			0-0 E6 F7 1B		0-0 4-3		0-0 4-3		3	0	1	0	0	0	0
Hubie Brooks, R OBP: 0.364, SLG: 0.400 (1, 5)	0-0 FC6-4 2-H 1B			0-0 F7 2-3			0-0 5-3		0-3 K	4	0	1	1	0	1	1
Doug Flynn, R OBP: 0.326, SLG: 0.425 (1, 4)	0-0 FC6-4 1-2f			0-0 F8			0-0 F9		0-0 F5-3	4	0	0	0	0	0	2
Randy Jones, R OBP: 0.182, SLG: 0.182 (1, 1)		0-0 F2		0-3 K			0-0 F9		0-0 5-3	2	0	0	0	0	1	0
Dyar Miller, R OBP: 0.500, SLG: 0.500 (6, 1)										0	0	0	0	0	0	0
Wally Backman, S OBP: 0.324, SLG: 0.294 (6, PH)										1	0	0	0	0	0	0
Neil Allen, R OBP: 1.000, SLG: 3.000 (7, 1)										0	0	0	0	0	0	0
Alex Trevino, R OBP: 0.340, SLG: 0.292 (9, PH)										1	0	0	0	0	0	0

Inning Stats	R: 4	H: 3	E: 0	K: 1	S: 8	H: 3	LOB: 1	BB: 2	P: 16	R: 0	H: 3	E: 0	K: 0	S: 5	R: 0	H: 1	E: 1	K: 0	S: 4	R: 0	H: 0	E: 0	K: 2	S: 7	R: 1	H: 1	E: 0	K: 1	S: 6	R: 0	H: 0	E: 0	K: 0	S: 3	R: 0	H: 0	E: 0	K: 1	S: 5	R: 0	H: 0	E: 0	K: 0	S: 3	R: 0	H: 0	E: 0	K: 1	S: 5	R: 0	H: 0	E: 0	K: 1	S: 5	R: 0	H: 0	E: 0	K: 1	S: 5	1B: 6	SF: 0	2B: 0	3B: 0	HR: 2	WP: 0	PB: 0	SB: 0	CS: 0	PA: 36
--------------	------	------	------	------	------	------	--------	-------	-------	------	------	------	------	------	------	------	------	------	------	------	------	------	------	------	------	------	------	------	------	------	------	------	------	------	------	------	------	------	------	------	------	------	------	------	------	------	------	------	------	------	------	------	------	------	------	------	------	------	------	-------	-------	-------	-------	-------	-------	-------	-------	-------	--------


PITCHER	IP	WLS	BF	H	R	ER	SO	BB	IBB	HBP	BLK	WP	HR	S	P	ERA	WHIP
Steve Carlton, L ERA: 3.04 (1, 1)	6.0		27	8	5	5	4	2	0	0	0	0	2	33	41	7.50	1.667
Ron Reed, R ERA: 2.57 (7, 1)	2.0	W	6	0	0	0	1	0	0	0	0	0	0	8	8	0.00	0.000
Tug McGraw, L ERA: 4.5 (9, 1)	1.0	S	3	0	0	0	1	0	0	0	0	0	0	5	5	0.00	0.000

**BOTTOM**

**Philadelphia Phillies @ New York Mets**  
**Shea Stadium, Flushing, NY**  
 Tue May 26 1981, 7:05 PM EDT  
 Att. 13,973 - Unknown

livebaseballscorecards.com

<b>AB</b>	<b>33</b>
<b>R</b>	<b>5</b>
<b>H</b>	<b>8</b>
<b>RBI</b>	<b>5</b>
<b>BB</b>	<b>2</b>
<b>SO</b>	<b>6</b>
<b>LOB</b>	<b>4</b>



Batter	1	2	3	4	5	6	7	8	9	AB R H RBI BB SO LOB	TOP											
Lonnie Smith, R (1, 9) OBP: 0.309, SLG: 0.306	0-0 F8		0-0 1B 2B		0-0 F8			0-3 K		4 1 1 0 0 1 0												
Pete Rose, S (1, 3) OBP: 0.370, SLG: 0.394	0-0 L8		0-0 2-H 1B			0-0 L8		0-0 F4-3		4 0 1 1 0 0 0												
Mike Schmidt, R (1, 5) OBP: 0.390, SLG: 0.636	0-0 5-3		0-3 K			0-3 K			0-0 E3 5-3 1B	4 0 0 0 0 2 1												
Del Unser, L (1, 8) OBP: 0.438, SLG: 0.417		0-0 F4-3		0-0 1-3		0-0 F4-3			0-0 F7	4 0 0 0 0 0 1												
Gary Matthews, R (1, 7) OBP: 0.396, SLG: 0.434		0-3 K		0-0 2B			0-0 F9		0-0 5-3 1B 1-2	4 0 2 0 0 1 0												
Keith Moreland, R (1, 2) OBP: 0.263, SLG: 0.385		0-0 2B		0-0 G3			0-0 1B		0-0 5-3 1-2 2-3	4 0 2 0 0 0 3												
Larry Bowa, S (1, 6) OBP: 0.274, SLG: 0.280		0-0 F8		0-0 1-3			0-0 F9		0-0 L3	4 0 0 0 0 0 5												
Ramon Aviles, R (1, 4) OBP: 0.182, SLG: 0.100			0-0 1-3		0-3 K		0-3 K			3 0 0 0 0 2 1												
Larry Christenson, R (1, 1) OBP: 0.150, SLG: 0.105			0-0 5-3		0-3 K			0-0 L8		2 0 0 0 0 1 0												
Greg Gross, L (8, PH) OBP: 0.344, SLG: 0.396										1 0 0 0 0 0 0												
Mike Proly, R (8, 1)										0 0 0 0 0 0 0												
<b>Inning Stats</b>	R: 0 E: 0 K: 0 S: 3	H: 0 LOB: 0 BB: 0 P: 3	R: 0 E: 0 K: 1 S: 6	H: 1 LOB: 1 BB: 0 P: 6	R: 1 E: 0 K: 1 S: 7	H: 2 LOB: 1 BB: 0 P: 7	R: 0 E: 0 K: 0 S: 4	H: 1 LOB: 1 BB: 0 P: 4	R: 0 E: 0 K: 2 S: 7	H: 0 LOB: 0 BB: 0 P: 7	R: 0 E: 0 K: 1 S: 5	H: 0 LOB: 0 BB: 0 P: 5	R: 0 E: 0 K: 1 S: 6	H: 1 LOB: 1 BB: 0 P: 6	R: 0 E: 0 K: 1 S: 5	H: 0 LOB: 0 BB: 0 P: 5	R: 0 E: 1 K: 0 S: 5	H: 1 LOB: 2 BB: 0 P: 5	1B: 3 2B: 3 3B: 0 HR: 0	SF: 0 SAC: 0 DP: 0 HBP: 0	WP: 0 PB: 0 SB: 0 CS: 0	PA: 34
<b>PITCHER</b> Pat Zachry, R (1, 1) ERA: 3.88	IP: 9.0 WLS: W BF: 34 H: 6 R: 1 ER: 1 SO: 7 BB: 0 IBB: 0 HBP: 0 BLK: 0 WP: 0 HR: 0 S: 48 P: 48 ERA: 1.00 WHIP: 0.667																				<b>PITCHER</b> ERA: 3.88	IP: 9.0 WLS: W BF: 34 H: 6 R: 1 ER: 1 SO: 7 BB: 0 IBB: 0 HBP: 0 BLK: 0 WP: 0 HR: 0 S: 48 P: 48 ERA: 1.00 WHIP: 0.667

Philadelphia Phillies @ New York Mets  
Shea Stadium, Flushing, NY  
Wed May 27 1981, 7:05 PM EDT  
Att: 10,930 - Unknown

livebaseballscorecards.com

AB	34
R	1
H	6
RBI	1
BB	0
SO	7
LOB	11



Batter	1	2	3	4	5	6	7	8	9
Mookie Wilson, S OBP: 0.281, SLG: 0.289 (1, 8)	0-0 G3 S 1B		0-3 K		0-0 F8			0-0 4-3	
Bob Bailor, R OBP: 0.300, SLG: 0.257 (1, 6)	0-0 G3 1-3		0-0 5-3			0-0 E 1B		0-0 6-3	
Joel Youngblood, R OBP: 0.407, SLG: 0.562 (1, 9)	0-0 CS 1B 3-H			0-0 F8		0-0 L5 1-3		0-3 K	
Dave Kingman, R OBP: 0.354, SLG: 0.454 Mike Jorgensen, L OBP: 0.268, SLG: 0.489 (1, 3) (9, 3)	0-3 K 1-2			0-0 HR		0-0 F2			
Lee Mazzilli, S OBP: 0.303, SLG: 0.344 (1, 7)		0-0 F8		0-0 4-3		4-0 S BB			
John Stearns, R OBP: 0.330, SLG: 0.333 (1, 2)		0-3 K		0-0 L9		0-0 5-3 1-2			
Hubie Brooks, R OBP: 0.363, SLG: 0.406 (1, 5)		0-0 5-3			0-0 F5-3 SF9 2B		0-0 4-3		
Doug Flynn, R OBP: 0.319, SLG: 0.416 (1, 4)			0-0 F6-3		0-0 F5-3 2-3		0-0 F8		
Pat Zachry, R OBP: 0.316, SLG: 0.294 (1, 1)			0-0 1B		0-0 SF9 3-H		0-0 6-3		

Inning Stats	R: 1	H: 2	E: 0	LOB: 0	K: 1	P: 6	R: 0	H: 0	E: 0	LOB: 0	K: 1	P: 5	R: 0	H: 1	E: 0	LOB: 1	K: 1	P: 6	R: 1	H: 1	E: 0	LOB: 0	K: 0	P: 4	R: 1	H: 1	E: 0	LOB: 0	K: 0	P: 4	R: 0	H: 1	E: 1	LOB: 2	K: 0	P: 8	R: 0	H: 0	E: 0	LOB: 0	K: 0	P: 3	R: 0	H: 0	E: 0	LOB: 0	K: 1	P: 5
	SO	BB	SO	BB	SO	BB	SO	BB	SO	BB	SO	BB	SO	BB	SO	BB	SO	BB	SO	BB	SO	BB	SO	BB	SO	BB	SO	BB	SO	BB	SO	BB	SO	BB	SO	BB	SO	BB	SO	BB	SO	BB	SO	BB	SO	BB	SO	BB


PITCHER	IP	WLS	BF	H	R	ER	SO	BB	IBB	HBP	BLK	WP	HR	S	P	ERA	WHIP
Larry Christenson, R ERA: 4.37 (1, 1)	7.0	L	27	6	3	3	3	1	0	0	0	0	1	32	36	3.86	1.000
Mike Proly, R ERA: 3.2 (8, 1)	1.0		3	0	0	0	1	0	0	0	0	0	0	5	5	0.00	0.000

**BOTTOM**

**Philadelphia Phillies @ New York Mets**  
Shea Stadium, Flushing, NY  
Wed May 27 1981, 7:05 PM EDT  
Att. 10,930 - Unknown

AB	R	H	RBI	BB	SO	LOB
4	1	1	0	0	1	1
4	0	1	0	0	0	2
4	0	1	1	0	1	1
3	1	1	1	0	1	2
0	0	0	0	0	0	0
2	0	0	0	1	0	0
3	0	0	0	0	1	2
3	1	1	0	0	0	0
3	0	0	0	0	0	1
2	0	1	1	0	0	0

AB	28
R	3
H	6
RBI	3
BB	1
SO	4
LOB	9



WP: 0	PA: 30
PB: 0	
SB: 2	
CS: 1	

PITCHER	IP	WLS	BF	H	R	ER	SO	BB	IBB	HBP	BLK	WP	HR	S	P	ERA	WHIP
Larry Christenson, R ERA: 4.37 (1, 1)	7.0	L	27	6	3	3	3	1	0	0	0	0	1	32	36	3.86	1.000
Mike Proly, R ERA: 3.2 (8, 1)	1.0		3	0	0	0	1	0	0	0	0	0	0	5	5	0.00	0.000

Batter	1	2	3	4	5	6	7	8	9	AB R H RBI BB SO LOB	TOP	
Ivan De Jesus, R OBP: 0.260, SLG: 0.188 (1, 6)	0-0 F4-3		0-0 F4-3		0-0 F8		0-0 1B			4 0 1 0 0 0 1		
Steve Dillard, R OBP: 0.314, SLG: 0.355 (1, 4)	0-0 6-3		0-0 F4-3		0-0 FC1-6		0-0 1-3			4 0 0 0 0 0 2		
Bill Buckner, L OBP: 0.343, SLG: 0.491 (1, 3)	0-0 FC6-4 1B			0-0 P9	0-0 L8			0-0 F9		4 0 1 0 0 0 1		
Leon Durham, L OBP: 0.353, SLG: 0.484 Scot Thompson, L OBP: 0.238, SLG: 0.250 (1, 9) (6, PR) (6, 9)	0-0 FC6-4 1-2f			0-0 S 1B		0-0 2B		0-0 F4-3		3 1 2 0 0 0 1 1 0 0 0 0 0 0		
Jerry Morales, R OBP: 0.346, SLG: 0.309 (1, 8)		0-0 F8		0-0 1B 1-2f		0-0 P6		0-0 6-3		4 0 1 1 0 0 1		
Mike Lum, L OBP: 0.250, SLG: 0.143 (1, 7)		0-0 F4-3		0-0 F8		0-0 F2		0-0 6-3		4 0 0 0 0 0 2		
Ken Reitz, R OBP: 0.238, SLG: 0.284 Ken Kravec, L OBP: 0.341, SLG: 0.297 (1, 5) (8, 1) (9, PH)		0-0 1B		0-0 1-2 1B		0-0 F5		0-0 2B		3 0 2 0 0 0 1 0 0 0 0 0 0 0 1 0 1 0 0 0 0		
Tim Blackwell, S OBP: 0.310, SLG: 0.310 (1, 2)		0-0 F8		0-0 P6		0-0 F7		4-0 F6-4-3 BB		3 0 0 0 1 0 3		
Randy Martz, L OBP: 0.231, SLG: 0.167 Rawly Eastwick, R OBP: 0.238, SLG: 0.250 Doug Capilla, L OBP: 0.318, SLG: 0.421 (1, 1) (5, 1) (6, 1) (6, 5)			0-3 K		0-0 FC1-6 1B		0-3 K		0-0 F6-4-3	2 0 1 0 0 1 0 0 0 0 0 0 0 0 0 0 0 0 0 0 0 2 0 0 0 0 1 2		
<b>Inning Stats</b>	R: 0 H: 1 E: 0 LOB: 1 K: 0 BB: 0 S: 4 P: 4	R: 0 H: 1 E: 0 LOB: 1 K: 0 BB: 0 S: 4 P: 4	R: 0 H: 0 E: 0 LOB: 0 K: 1 BB: 0 S: 5 P: 5	R: 1 H: 3 E: 0 LOB: 2 K: 0 BB: 0 S: 6 P: 6	R: 0 H: 1 E: 0 LOB: 1 K: 0 BB: 0 S: 4 P: 4	R: 0 H: 1 E: 0 LOB: 1 K: 0 BB: 0 S: 4 P: 4	R: 0 H: 1 E: 0 LOB: 1 K: 1 BB: 0 S: 6 P: 6	R: 0 H: 0 E: 0 LOB: 0 K: 0 BB: 0 S: 3 P: 3	R: 0 H: 1 E: 0 LOB: 1 K: 0 BB: 1 S: 3 P: 7	1B: 7 SF: 0 2B: 2 SAC: 0 3B: 0 DP: 1 HR: 0 HBP: 0	WP: 0 PA: 36 PB: 0 SB: 1 CS: 0	
<b>PITCHER</b> Mike Scott, R ERA: 3.99 (1, 1)	IP WLS BF H R ER SO BB IBB HBP BLK WP HR S P ERA WHIP	9.0 W 36 9 1 1 2 1 0 0 0 0 0 0 39 43 1.00 1.111										

Chicago Cubs @ New York Mets  
Shea Stadium, Flushing, NY  
Fri May 29 1981, 7:05 PM EDT  
Att. 18,035 - Overcast - 66 F

livebaseballscorecards.com

AB	35
R	1
H	9
RBI	1
BB	1
SO	2
LOB	14





Batter	1	2	3	4	5	6	7	8	9	AB R H RBI BB SO LOB
Mookie Wilson, S (1, 8) OBP: 0.317, SLG: 0.351	0-0 4-3 S 1B		0-0 1-3 1B 2B		0-0 HR 3B	4-0 BB S BB	0-0 1B			4 3 4 0 1 0 0
Bob Bailor, R (1, 6) OBP: 0.311, SLG: 0.256	0-0 4-3 1-3		0-0 2-H 3-H 1B		0-0 5-3	4-0 BB BB 1-2 BB	0-0 4-3			4 0 1 2 1 0 3
Joel Youngblood, R (1, 9) OBP: 0.404, SLG: 0.557 Mike Jorgensen, L (3, 9) OBP: 0.286, SLG: 0.460	0-3 K		0-3 K		4-0 HR BB	0-0 L7		0-0 1-3		1 0 0 0 0 1 1 3 1 0 0 1 1 3
Dave Kingman, R (1, 3) OBP: 0.362, SLG: 0.474	0-3 K		0-0 F9		0-0 1-H 3-H HR	4-0 BB 1-2 2-3 BB		4-0 BB		3 1 1 3 2 1 2
Lee Mazzilli, S (1, 7) OBP: 0.312, SLG: 0.343		0-0 4-3	4-0 IBB		0-0 1B S 1B	4-0 1-2 2-3 3-H BB		0-3 K		3 0 1 1 2 1 1
John Stearns, R (1, 2) OBP: 0.333, SLG: 0.348		0-0 2B	0-0 L9		0-0 1-3 1B	0-3 K		0-0 F7		5 0 2 0 0 1 6
Hubie Brooks, R (1, 5) OBP: 0.367, SLG: 0.404		4-0 F4-6-3 BB		0-0 CS 1B	0-3 K	0-3 K				3 0 1 0 1 2 5
Doug Flynn, R (1, 4) OBP: 0.318, SLG: 0.407		0-0 F4-6-3 1-2		0-0 F1-3 1-2	4-0 IBB		0-0 F5			3 0 0 0 1 0 3
Mike Scott, R (1, 1) OBP: 0.200, SLG: 0.059			4-0 2B 1B BB		0-3 K	0-3 K		0-3 K		3 1 0 0 1 3 3

Inning Stats	R: 0 E: 0 K: 2 S: 8	H: 1 LOB: 1 BB: 0 P: 8	R: 0 E: 0 K: 0 S: 3	H: 1 LOB: 1 BB: 1 P: 7	R: 2 E: 0 K: 1 S: 7	H: 2 LOB: 2 BB: 2 P: 15	R: 0 E: 0 K: 1 S: 5	H: 1 LOB: 0 BB: 0 P: 5	R: 3 E: 0 K: 2 S: 11	H: 4 LOB: 3 BB: 2 P: 19	R: 1 E: 0 K: 2 S: 7	H: 0 LOB: 3 BB: 4 P: 23	R: 0 E: 0 K: 1 S: 6	H: 1 LOB: 1 BB: 0 P: 6	R: 0 E: 0 K: 1 S: 5	H: 0 LOB: 1 BB: 1 P: 9
1B: 6 2B: 2 3B: 1 HR: 1	SF: 0 SAC: 0 DP: 1 HBP: 0	WP: 0 PB: 0 SB: 4 CS: 1	PA: 42													

PITCHER	IP	WLS	BF	H	R	ER	SO	BB	IBB	HBP	BLK	WP	HR	S	P	ERA	WHIP
Randy Martz, R (1, 1) ERA: 4.71	4.1	L	23	8	5	5	4	3	1	0	0	0	1	27	43	10.38	2.538
Rawly Eastwick, R (5, 1) ERA: 2.35	0.2		6	1	1	1	2	2	1	0	0	0	0	7	19	13.50	4.500
Doug Capilla, L (6, 1) ERA: 2.52	2.0		9	1	0	0	3	2	0	0	0	0	0	13	21	0.00	1.500
Ken Kravec, L (8, 1) ERA: 6.67	1.0		4	0	0	0	1	1	0	0	0	0	0	5	9	0.00	1.000

**BOTTOM**

**Chicago Cubs @ New York Mets**  
Shea Stadium, Flushing, NY  
Fri May 29 1981, 7:05 PM EDT  
Att. 18,035 - Overcast - 66 F

livebaseballscorecards.com

<b>AB</b>	<b>32</b>
<b>R</b>	<b>6</b>
<b>H</b>	<b>10</b>
<b>RBI</b>	<b>6</b>
<b>BB</b>	<b>10</b>
<b>SO</b>	<b>10</b>
<b>LOB</b>	<b>27</b>



Chicago Cubs @ New York Mets  
 Shea Stadium, Flushing, NY  
 Sat May 30 1981, 3:33 AM EDT  
 Att. 11,507 - Sunny - 78 F

livebaseballscorecards.com

AB	41
R	10
H	16
RBI	10
BB	5
SO	1
LOB	25



WP	2	PA	48
PB	0		
SB	0		
CS	0		

AB R H RBI BB SO LOB

5	1	1	0	1	0	3
6	0	2	1	0	0	6
6	1	2	3	0	0	4
3	1	1	0	2	0	2
5	1	3	3	0	0	1
5	0	0	0	0	0	4
4	2	4	0	1	0	0
4	3	2	2	1	0	3
2	1	1	1	0	0	2
1	0	0	0	0	1	0

1B	12	SF	0
2B	3	SAC	2
3B	1	DP	1
HR	0	HBP	0

Batter	1	2	3	4	5	6	7	8	9
Ivan De Jesus, R (1, 6) OBP: 0.262, SLG: 0.188	0-0 F8		0-0 F8	0-0 1B	0-0 FC6-4		4-0 1B BB		0-0 F8
Steve Dillard, R (1, 4) OBP: 0.317, SLG: 0.378	0-0 F7		0-0 5-3	0-0 F7	0-0 1B		0-0 F8		0-0 F8
Bill Buckner, L (1, 3) OBP: 0.342, SLG: 0.485	0-0 F8		0-0 L8	0-0 1B BB	0-0 G3		0-0 1B		0-0 F9
Jim Tracy, L (1, 7) OBP: 0.367, SLG: 0.300		0-0 F4-3		WP 2B BB		0-0 G6-3 1B			0-0 L7
Jerry Morales, R (1, 8) OBP: 0.357, SLG: 0.333		0-0 1B 1B		WP 3B 2B		0-0 G6-3 1-2f			0-0 6-3
Scot Thompson, L (1, 9) OBP: 0.226, SLG: 0.237		0-0 L9		1-3		0-0 G3			0-0 4-3
Ken Reitz, R (1, 5) OBP: 0.267, SLG: 0.308		0-0 1-2 1B		BB 3B BB	0-0 FC1-5 1B		0-0 1B 1B		0-0 1B
Tim Blackwell, S (1, 2) OBP: 0.322, SLG: 0.337		0-0 F4-3		1-H SH 3B	0-0 FC6-4 FC1-5 1B BB		0-0 SH1-4 1B		0-0 F9
Mike Krukow, R (1, 1) Dick Tidrow, R (8, 1) OBP: 0.235, SLG: 0.294			0-0 2B	0-0 SH 1B	0-0 FC1-5 FC6-4		0-0 SH1-4		0-3 K

Inning Stats	R: 0	H: 0	E: 0	K: 0	S: 3	P: 3	R: 0	H: 2	E: 0	K: 0	S: 5	P: 5	R: 0	H: 1	E: 0	K: 0	S: 4	P: 4	R: 7	H: 5	E: 0	K: 0	S: 9	P: 21	R: 1	H: 2	E: 0	K: 0	S: 5	P: 9	R: 0	H: 1	E: 0	K: 0	S: 3	P: 3	R: 2	H: 3	E: 0	K: 0	S: 6	P: 10	R: 0	H: 1	E: 0	K: 0	S: 4	P: 4	R: 0	H: 1	E: 0	K: 1	S: 6	P: 6
--------------	------	------	------	------	------	------	------	------	------	------	------	------	------	------	------	------	------	------	------	------	------	------	------	-------	------	------	------	------	------	------	------	------	------	------	------	------	------	------	------	------	------	-------	------	------	------	------	------	------	------	------	------	------	------	------

PITCHER	IP	WLS	BF	H	R	ER	SO	BB	IBB	HBP	BLK	WP	HR	S	P	ERA	WHIP
Greg Harris, R (1, 1) ERA: 4.8	3.1	L	17	5	4	4	0	2	0	0	0	2	0	15	23	10.80	2.100
Ed Lynch, R (4, 1) ERA: 3.71	0.1		6	3	3	3	0	1	0	0	0	0	0	5	9	81.00	12.000
Dyar Miller, R (4, 1) ERA: 2.6	3.0		16	6	3	3	0	2	0	0	0	0	0	14	22	9.00	2.667
Tom Hausman, R (7, 1) ERA: 2.4	1.0		3	0	0	0	0	0	0	0	0	0	0	3	3	0.00	0.000
Pete Falcone, L (8, 1) ERA: 2.59	1.1		6	2	0	0	1	0	0	0	0	0	0	8	8	0.00	1.500

PITCHER	IP	WLS	BF	H	R	ER	SO	BB	IBB	HBP	BLK	WP	HR	S	P	ERA	WHIP
---------	----	-----	----	---	---	----	----	----	-----	-----	-----	----	----	---	---	-----	------

Batter	1	2	3	4	5	6	7	8	9	AB R H RBI BB SO LOB
Mookie Wilson, S OBP: 0.330, SLG: 0.357 (1, 8) X	0-0 1B SF9 1B	0-0 F7			4-0 CS 1B BB		0-0 G4-6-3 1-2f		0-0 1B 1B	4 2 2 1 1 0 2
Bob Bailor, R OBP: 0.340, SLG: 0.295 (1, 6) X	0-0 S BB 1-3 1B		0-0 F8		0-0 1-2 1B			0-0 L6	0-0 1B 1-3 1B	5 0 3 0 0 0 0
Mike Jorgensen, L OBP: 0.295, SLG: 0.444 (1, 9) B B B	4-0 S 1-2 BB		0-0 P6		0-3 K 2-3			0-0 P4	0-0 FC6-4 1-3 3-H 1B	4 0 1 1 1 1 2
Dave Kingman, R OBP: 0.357, SLG: 0.467 (1, 3) X	0-0 SF9 3-H		0-0 6-3		0-0 P6			0-0 BB 1B	0-0 FC6-4 1-2f	4 0 1 1 0 0 2
Lee Mazzilli, S OBP: 0.317, SLG: 0.343 (1, 7) X	0-0 P4		0-0 L9		0-0 S 1B			4-0 1-2 BB		3 0 1 0 1 0 2
Hubie Brooks, R OBP: 0.357, SLG: 0.393 (1, 5) X	0-0 G3 1-2 2-3		0-0 F3		0-0 P3			0-0 F8		4 0 0 0 0 0 5
Ron Hodges, L OBP: 0.438, SLG: 0.600 (1, 2)		B B B	4-0 F3 S BB		0-0 1B				0-0 F9	2 0 1 0 1 0 1
Tom Hausman, R (7, 1)										0 0 0 0 0 0 0
Pete Falcone, L (8, 1)										0 0 0 0 0 0 0
Mike Cabbage, L OBP: 0.273, SLG: 0.176 (9, PH)										1 0 0 0 0 0 0
Doug Flynn, R OBP: 0.311, SLG: 0.399 (1, 4)		X	0-0 F3 1-3		0-0 F8				0-0 F8 1B 2B	3 0 0 0 0 0 2
Wally Backman, S OBP: 0.342, SLG: 0.343 (8, 4)										1 1 1 0 0 0 0
Greg Harris, S (1, 1)		X	0-0 6-3						0-0 F8 2-3	1 0 0 0 0 0 1
Ed Lynch, R OBP: 0.222, SLG: 0.250 (4, 1)										0 0 0 0 0 0 0
Dyar Miller, R OBP: 0.333, SLG: 0.333 (4, 1)										1 0 0 0 0 0 0
Alex Trevino, R OBP: 0.343, SLG: 0.289 (7, 2)					0-0 5-3					1 0 0 0 1 0 1

BOTTOM

Chicago Cubs @ New York Mets  
Shea Stadium, Flushing, NY  
Sat May 30 1981, 3:33 AM EDT  
Att. 11,507 - Sunny - 78 F

livebaseballscorecards.com

AB	34
R	3
H	10
RBI	3
BB	5
SO	1
LOB	18



Inning Stats	R	H	E	K	S	R	H	E	K	S	R	H	E	K	S	R	H	E	K	S	R	H	E	K	S	1B	2B	3B	HR	SF	SAC	DP	HBP	WP	PA	ERA	WHIP
Mike Krukow, R ERA: 5.61 (1, 1)	7	10	1	12	28	5	1	1	4	0	0	0	0	0	0	0	0	0	0	0	0	0	0	0	0	9	2	0	0	0	0	0	0	0	1.29	1.286	
Dick Tidrow, R ERA: 4.5 (8, 1)	2	5	0	12	28	5	2	0	1	0	0	0	0	0	0	0	0	0	0	0	0	0	0	0	0	9	0	0	0	0	0	0	0	9.00	3.000		

PITCHER	IP	WLS	BF	H	R	ER	SO	BB	IBB	HBP	BLK	WP	HR	S	P	ERA	WHIP
Mike Krukow, R ERA: 5.61 (1, 1)	7.0	0	28	10	3	1	1	4	0	0	0	0	0	0	42	1.29	1.286
Dick Tidrow, R ERA: 4.5 (8, 1)	2.0	0	12	5	2	0	0	1	0	0	0	0	0	11	15	9.00	3.000

Batter	1	2	3	4	5	6	7	8	9	AB R H RBI BB SO LOB	TOP							
Ivan De Jesus, R OBP: 0.257, SLG: 0.183 (1, 6) X	0-0 F9		0-0 L7		0-0 5-3		0-0 SH2-4		0-3 K	4 0 0 0 0 1 1								
Steve Dillard, R OBP: 0.326, SLG: 0.366 (1, 4) X	0-0 L9		0-0 B1-3			0-0 F4-3		0-0 FC6-4 BB	0-0 1B	4 0 1 0 1 0 0								
Bill Buckner, L OBP: 0.339, SLG: 0.477 (1, 3) X	0-0 F4-3		0-0 F4-3			0-0 BB 1B		0-0 P6	0-0 5-3	5 0 1 0 0 0 4								
Jerry Morales, R OBP: 0.362, SLG: 0.333 (1, 8) B B B B		4-0 FC4-6 1B E BB		0-0 F9		0-0 BB 1B		0-0 FC6-4		3 1 1 0 1 0 3								
Hector Cruz, R OBP: 0.343, SLG: 0.483 (1, 7) X		0-0 FC4-6 1B		0-0 L9		4-0 FC6-4 BB		0-0 HR		3 1 2 1 1 0 0								
Ken Reitz, R OBP: 0.259, SLG: 0.298 (1, 5) X		0-0 FC4-6 1B E		0-0 1-3		0-0 F4		0-3 K		4 0 0 0 0 1 5								
Carlos Lezcano, R (1, 9) X		0-0 E6 1B			0-0 B1-3		0-0 FC6-4		0-0 5-3	4 0 0 1 0 0 4								
Jody Davis, R OBP: 0.391, SLG: 0.381 (1, 2) X		0-0 F6-4-3 1B			0-0 SH5-4 1B		0-0 SH2-4 BB 1B		0-3 K	4 0 3 0 0 1 0								
Rick Reuschel, R OBP: 0.158, SLG: 0.111 (1, 1) X		0-0 F6-4-3			0-0 SH5-4		4-0 SH2-4 BB		0-0 5-3	1 0 0 0 0 0 3								
Mike Tyson, R OBP: 0.280, SLG: 0.289 (7, PH)										0 0 0 0 1 0 0								
Lynn McGlothen, L OBP: 0.091, SLG: 0.182 (7, 1)										0 0 0 0 0 0 0								
Joe Strain, R OBP: 0.241, SLG: 0.203 (9, PH)										1 0 0 0 0 0 0								
<b>Inning Stats</b>	R: 0 H: 0 E: 0 K: 0 S: 3	H: 0 LOB: 0 BB: 0 P: 3	R: 1 H: 2 E: 1 K: 0 S: 5	H: 2 LOB: 2 BB: 1 P: 9	R: 0 H: 0 E: 0 K: 0 S: 3	H: 0 LOB: 0 BB: 0 P: 3	R: 0 H: 0 E: 0 K: 0 S: 4	H: 1 LOB: 1 BB: 0 P: 4	R: 0 H: 2 E: 0 K: 0 S: 5	H: 3 LOB: 3 BB: 1 P: 9	R: 0 H: 1 E: 0 K: 0 S: 4	H: 1 LOB: 3 BB: 2 P: 12	R: 1 H: 1 E: 0 K: 2 S: 8	H: 1 LOB: 0 BB: 0 P: 8	R: 0 H: 1 E: 0 K: 1 S: 6	H: 1 LOB: 1 BB: 0 P: 6	1B: 7 SF: 0 2B: 0 SAC: 2 3B: 0 DP: 1 HR: 1 HBP: 0	WP: 0 PA: 39 PB: 0 SB: 0 CS: 0
<b>PITCHER</b>	IP WLS BF H R ER SO BB IBB HBP BLK WP HR S P ERA WHIP																	
Randy Jones, L ERA: 4.36 (1, 1)	6.1 W 29 6 1 1 0 4 0 0 0 0 0 0 25 41 1.42 1.579																	
Pete Falcone, L ERA: 2.65 (7, 1)	2.2 S 10 2 1 1 3 0 0 0 0 0 0 1 16 16 3.38 0.750																	

Chicago Cubs @ New York Mets  
Shea Stadium, Flushing, NY  
Sun May 31 1981, 3:33 AM EDT  
Att. 17,524 - Overcast - 74 F

livebaseballscorecards.com

AB	33
R	2
H	8
RBI	2
BB	4
SO	3
LOB	20



Batter	1	2	3	4	5	6	7	8	9
Mookie Wilson, S OBP: 0.318, SLG: 0.343 (1, 8)	0-0 F7		0-0 4-3		0-0 P6			0-0 4-3	
Bob Bailor, R OBP: 0.315, SLG: 0.271 (1, 6)	0-0 5-3		0-0 F9			0-0 5-3		0-3 K	
Lee Mazzilli, S OBP: 0.321, SLG: 0.343 (1, 7)	0-0 4-3			4-0 2B BB		0-0 CS 1B		0-0 1-3	
Dave Kingman, R OBP: 0.363, SLG: 0.500 (1, 3)		0-3 K		0-0 2B		0-0 1-2 HR			
Mike Jorgensen, L OBP: 0.297, SLG: 0.456 (1, 9)		0-0 E FC6-4 2B		0-0 5-3		0-3 K			
John Stearns, R OBP: 0.333, SLG: 0.347 (1, 2)		0-0 E6 FC6-4 2-3 1B		0-0 6-3		0-0 6-3			
Hubie Brooks, R OBP: 0.350, SLG: 0.385 (1, 5)		0-0 FC6-4 1-2f 3-H		0-0 4-3		0-0 L9			
Doug Flynn, R OBP: 0.305, SLG: 0.390 (1, 4)		0-0 F5-3			0-0 F6-3		0-0 F3		
Randy Jones, R OBP: 0.154, SLG: 0.154 (1, 1)			0-3 K		0-3 K		0-0 B5-3		
Pete Falcone, L (7, 1)									

Inning Stats	R: 0	H: 0	E: 0	K: 0	S: 3	LOB: 0	BB: 0	P: 3
	R: 1	H: 2	E: 1	K: 1	S: 7	LOB: 1	BB: 0	P: 7
	R: 0	H: 0	E: 0	K: 1	S: 5	LOB: 0	BB: 0	P: 5
	R: 1	H: 1	E: 0	K: 0	S: 4	LOB: 1	BB: 1	P: 8
	R: 0	H: 0	E: 0	K: 1	S: 5	LOB: 0	BB: 0	P: 5
	R: 1	H: 2	E: 0	K: 1	S: 6	LOB: 0	BB: 0	P: 6
	R: 0	H: 0	E: 1	K: 0	S: 4	LOB: 1	BB: 0	P: 4
	R: 0	H: 0	E: 0	K: 1	S: 5	LOB: 0	BB: 0	P: 5

PITCHER	IP	WLS	BF	H	R	ER	SO	BB	IBB	HBP	BLK	WP	HR	S	P	ERA	WHIP
Rick Reuschel, R ERA: 3.73 (1, 1)	6.0	L	23	5	3	2	4	1	0	0	0	0	1	30	34	3.00	1.000
Lynn McGlothen, R ERA: 3.28 (7, 1)	2.0		7	0	0	0	1	0	0	0	0	0	0	9	9	0.00	0.000

**BOTTOM**

AB	R	H	RBI	BB	SO	LOB
4	0	0	0	0	0	0
4	0	0	0	0	1	0
3	1	1	0	1	0	0
3	1	2	2	0	1	0
3	1	1	0	0	1	1
3	0	1	0	0	0	1
3	0	0	1	0	0	2
3	0	0	0	0	0	1
2	0	0	0	0	2	0
1	0	0	0	0	0	1

AB	29
R	3
H	5
RBI	3
BB	1
SO	5
LOB	6



WP	PA
0	30

**Chicago Cubs @ New York Mets**  
 Shea Stadium, Flushing, NY  
 Sun May 31 1981, 3:33 AM EDT  
 Att. 17,524 - Overcast - 74 F

livebaseballscorecards.com

Batter	1	2	3	4	5	6	7	8	9	AB R H RBI BB SO LOB	TOP														
Mookie Wilson, S OBP: 0.322, SLG: 0.346 (1, 8) X	0-0 E5 SH3 SF7 1B		0-3 K		0-0 S 1B		0-0 2-3	0-0 FC5 2-3f		5 1 2 0 0 1 3															
Frank Taveras, R OBP: 0.258, SLG: 0.293 (1, 6) X	0-0 SH3 2-3		0-0 CS 1B		0-0 F7 1-2		0-0 6-3		0-0 F8	4 0 1 0 0 0 1															
Lee Mazzilli, S OBP: 0.318, SLG: 0.336 (1, 7) X (8, 3)	0-0 SF7 3-H		0-0 CS 1-2	0-3 K 1-2	4-0 FC5-4 BB		0-0 4-3		0-0 5-3	3 0 0 1 1 1 0															
Dave Kingman, R OBP: 0.360, SLG: 0.514 Bob Bailor, R OBP: 0.315, SLG: 0.271 Rusty Staub, L OBP: 0.378, SLG: 0.413 (1, 3) X (8, 9) (9, PH)	0-0 F9			0-0 E6 2B 5-3	0-0 FC5-4 1-2f			0-0 HR	0-0 F2	4 2 1 1 0 0 2 0 0 0 0 0 0 0 1 0 0 0 0 0 0															
Mike Cubbage, L OBP: 0.320, SLG: 0.300 Hubie Brooks, R OBP: 0.354, SLG: 0.389 (1, 5) (8, PH) (8, 5)		0-0 3-1		0-0 2B 1-3		0-0 2B 1B		0-0 SH3-4 1B 1B		3 1 2 0 0 0 0 1 0 1 0 0 0 0															
John Stearns, R OBP: 0.340, SLG: 0.364 (1, 2)		0-0 6-3		0-0 5-3		0-0 F6-3 2B 1-H		0-0 FC5 SH3-4 1B 1-2		4 0 2 2 0 0 1															
Mike Jorgensen, L OBP: 0.313, SLG: 0.448 (1, 9) (8, 7)		4-0 BB		4-0 FC4 BB		0-0 F6		0-0 SH3-4 1-2 2-3		1 0 0 0 2 0 1															
Doug Flynn, R OBP: 0.297, SLG: 0.380 (1, 4)		0-3 K		0-0 FC4 1-2f		0-0 F6-3 2-3		0-0 F5		4 0 0 0 0 1 6															
Pat Zachry, R OBP: 0.273, SLG: 0.250 Joel Youngblood, R OBP: 0.409, SLG: 0.557 Wally Backman, S OBP: 0.342, SLG: 0.343 Neil Allen, R OBP: 1.000, SLG: 3.000 (1, 1) (8, PH) (8, PR) (8, 1)			0-3 K		0-0 4-3	0-0 F8		4-0 IBB		3 0 0 0 0 1 1 0 0 0 0 1 0 0 0 0 0 0 0 0 0 0 0 0 0 0 0 0															
Inning Stats	R: 1 E: 1 K: 0 S: 4	H: 1 LOB: 0 BB: 0 P: 4	R: 0 E: 0 K: 1 S: 5	H: 0 LOB: 1 BB: 1 P: 9	R: 0 E: 0 K: 2 S: 7	H: 1 LOB: 0 BB: 0 P: 7	R: 1 E: 1 K: 1 S: 7	H: 1 LOB: 2 BB: 1 P: 11	R: 0 E: 0 K: 0 S: 4	H: 1 LOB: 2 BB: 1 P: 8	R: 1 E: 0 K: 0 S: 5	H: 2 LOB: 1 BB: 0 P: 5	R: 0 E: 0 K: 0 S: 3	H: 0 LOB: 0 BB: 0 P: 3	R: 1 E: 0 K: 0 S: 6	H: 3 LOB: 3 BB: 1 P: 10	R: 0 E: 0 K: 0 S: 3	H: 0 LOB: 0 BB: 0 P: 3	1B: 6 2B: 2 3B: 0 HR: 1	SF: 1 SAC: 2 DP: 0 HBP: 0	WP: 0 PB: 0 SB: 1 CS: 1	PA: 41			
PITCHER	IP	WLS	BF	H	R	ER	SO	BB	IBB	HBP	BLK	WP	HR	S	P	ERA	WHIP								
Larry Christenson, R ERA: 4.1 (1, 1)	6.0		27	6	3	1	4	3	0	0	0	0	0	32	44	1.50	1.500								
Sparky Lyle, L ERA: 4.13 (7, 1)	2.0	W	10	3	1	1	0	0	1	0	0	0	1	9	13	4.50	1.500								
Tug McGraw, L ERA: 4.26 (9, 1)	1.0	S	3	0	0	0	0	0	0	0	0	0	0	3	3	0.00	0.000								

**New York Mets @ Philadelphia Phillies**  
 Veterans Stadium, Philadelphia, PA  
 Mon Jun 01 1981, 7:05 PM EDT  
 Att: 27,631 - Unknown

[livebaseballscorecards.com](http://livebaseballscorecards.com)

AB	33
R	4
H	9
RBI	4
BB	4
SO	4
LOB	15



Batter	1	2	3	4	5	6	7	8	9
<b>Pete Rose, S</b> OBP: 0.383, SLG: 0.405 (1, 3)	4-0 SH5-3 E BB	0-0 G1-6-3 1-2f			0-0 F8		0-0 SH3-4 2B 1B	0-0 1B 2B	
<b>Manny Trillo, R</b> OBP: 0.352, SLG: 0.398 (1, 4)	0-0 SH5-3 1-2		0-3 K		0-0 1B 1B		0-0 SH3-4 1-2	0-0 1B 2B	
<b>Ramon Aviles, R</b> OBP: 0.214, SLG: 0.154 (2, 4)									
<b>George Vukovich, L</b> OBP: 0.500, SLG: 0.500 (8, PH)									
<b>Tug McGraw, R</b> (9, 1)									
<b>Gary Matthews, R</b> OBP: 0.411, SLG: 0.468 (1, 7)	0-0 E8 SF7 1B 2-H		0-0 F8		0-0 1B 1B		0-0 F8		
<b>Mike Schmidt, R</b> OBP: 0.383, SLG: 0.618 (1, 5)	0-0 SF7 3-H		0-0 1B		0-3 K		0-0 2B		
<b>Dick Davis, R</b> OBP: 0.455, SLG: 0.586 (1, 9)	0-0 F8		0-0 5-3			0-0 F9	0-0 F8		
<b>Garry Maddox, R</b> OBP: 0.324, SLG: 0.366 (1, 8)		4-0 1B 1B BB		0-0 F4-3 1B		0-0 5-3		0-0 HR	
<b>Larry Bowa, S</b> OBP: 0.285, SLG: 0.287 (1, 6)		0-0 1B 1B 1-2		0-0 F9		0-0 1B 1B		0-3 K	
<b>Bob Boone, R</b> OBP: 0.315, SLG: 0.333 (1, 2)		0-0 F7		0-0 F4-3 1-2		0-0 1B		0-0 5-3	
<b>Larry Christenson, R</b> OBP: 0.182, SLG: 0.143 (1, 1)		0-0 1B		0-0 F8		0-3 K		0-0 2B 1B 1B	
<b>Del Unser, L</b> OBP: 0.412, SLG: 0.385 (6, PH)									
<b>Sparky Lyle, L</b> OBP: 0.500, SLG: 0.500 (7, 1)									
<b>Greg Gross, L</b> OBP: 0.354, SLG: 0.393 (8, PH)									
<b>Luis Aguayo, R</b> OBP: 0.150, SLG: 0.105 (9, 4)		1-2 2-3 1B							

AB	R	H	RBI	BB	SO	LOB
4	2	2	0	1	0	3
0	0	0	0	0	0	0
2	0	1	0	0	1	0
1	0	1	1	0	0	0
0	0	0	0	0	0	0
4	1	2	1	0	0	1
3	0	2	2	0	1	1
4	0	0	0	0	0	2
3	1	2	1	1	0	0
4	0	2	0	0	1	1
4	0	1	0	0	0	3
2	0	1	0	0	0	1
1	0	0	0	0	1	2
0	0	0	0	0	0	0
1	1	1	0	0	0	0
0	0	0	0	0	0	0

Inning Stats		R: 2	H: 1	E: 1	LOB: 0	K: 0	BB: 1	S: 4	R: 0	H: 2	E: 0	LOB: 2	K: 0	BB: 1	S: 4	R: 0	H: 1	E: 0	LOB: 1	K: 1	BB: 0	S: 6	R: 0	H: 2	E: 0	LOB: 1	K: 1	BB: 0	S: 6	R: 0	H: 2	E: 0	LOB: 2	K: 1	BB: 0	S: 7	R: 1	H: 2	E: 0	LOB: 1	K: 0	BB: 0	S: 5	R: 2	H: 4	E: 0	LOB: 2	K: 1	BB: 0	S: 8
<b>Pat Zachry, R</b> ERA: 3.75 (1, 1)	IP	7.0	WLS	32	H	11	R	3	ER	2	SO	3	BB	2	IBB	0	HBP	0	BLK	0	WP	0	HR	0	S	36	P	44	ERA	2.57	WHIP	1.857																		
<b>Neil Allen, R</b> ERA: 3.33 (8, 1)	IP	1.0	L	6	H	4	R	2	ER	2	SO	1	BB	0	IBB	0	HBP	0	BLK	0	WP	0	HR	1	S	8	P	8	ERA	18.00	WHIP	4.000																		

**BOTTOM**

**New York Mets @ Philadelphia Phillies**  
Veterans Stadium, Philadelphia, PA

Mon Jun 01 1981, 7:05 PM EDT  
Att. 27,631 - Unknown

livebaseballscorecards.com

<b>AB</b>	<b>33</b>
<b>R</b>	<b>5</b>
<b>H</b>	<b>15</b>
<b>RBI</b>	<b>5</b>
<b>BB</b>	<b>2</b>
<b>SO</b>	<b>4</b>
<b>LOB</b>	<b>14</b>



WP: 0	PA: 38
PB: 0	SB: 0
CS: 0	

# New York Mets @ Philadelphia Phillies

## Veterans Stadium, Philadelphia, PA

Tue Jun 02 1981, 7:05 PM EDT  
Att. 25,375 - Unknown

livebaseballscorecards.com

AB	35
R	7
H	9
RBI	7
BB	7
SO	4
LOB	15



AB R H RBI BB SO LOB

4 2 2 1 1 0 0

5 2 3 2 0 0 2

5 0 1 2 0 1 3

2 2 0 0 3 1 3

4 0 2 1 0 0 0

4 0 0 1 1 0 2

4 0 0 0 1 1 3

3 0 0 0 0 0 2

0 0 0 0 0 0 0

1 1 1 0 0 0 0

0 0 0 0 0 0 0

2 0 0 0 0 0 0

0 0 0 0 0 0 0

0 0 0 0 0 0 0

1 0 0 0 1 1 0

1B: 5 SF: 0  
2B: 2 SAC: 1  
3B: 1 DP: 0  
HR: 1 HBP: 0

WP: 1 PA: 43  
PB: 0  
SB: 1  
CS: 0

Batter	1	2	3	4	5	6	7	8	9	AB R H RBI BB SO LOB	TOP																									
Mookie Wilson, S OBP: 0.333, SLG: 0.378 (1, 8) X	0-0 HR	0-0 S E 1B		0-0 F7		0-0 4-3		4-0 6-3 BB		4 2 2 1 1 0 0																										
Frank Taveras, R OBP: 0.271, SLG: 0.322 (1, 6) X	0-0 F8	0-0 E8 1B			0-0 4-3 3B	0-0 1B		0-0 6-3		5 2 3 2 0 0 2																										
Lee Mazzilli, S OBP: 0.314, SLG: 0.331 (1, 7) X	0-0 3-1	0-0 WP 1B			0-0 4-3	0-0 F7		0-3 K		5 0 1 2 0 1 3																										
Dave Kingman, R OBP: 0.367, SLG: 0.507 (1, 3) B B B	4-0 2B BB	0-0 5-3			4-0 2B 1-3 BB		4-0 SH5-4 BB	0-3 K		2 2 0 0 3 1 3																										
Mike Jorgensen, L OBP: 0.324, SLG: 0.484 (1, 9) X	0-0 1-H 2B		0-0 6-3		0-0 1-3 2B		0-0 SH5-4		0-0 F5	4 0 2 1 0 0 0																										
John Stearns, R OBP: 0.333, SLG: 0.350 (1, 2) B B B	4-0 BB		0-0 6-3		0-0 1-3		0-0 5-3		0-0 F8	4 0 0 1 1 0 2																										
Hubie Brooks, R OBP: 0.350, SLG: 0.379 (1, 5) X	0-0 1-3		0-0 4-3		4-0 IBB		0-0 5-3		0-3 K	4 0 0 0 1 1 3																										
Doug Flynn, R OBP: 0.292, SLG: 0.373 (1, 4)		0-0 F4-3		0-0 F8	0-0 F5-3			0-0 BB BB 6-3 1B		3 0 0 0 0 0 2																										
Dyar Miller, R OBP: 0.333, SLG: 0.333 (7, 1)										0 0 0 0 0 0 0																										
Mike Cubbage, L OBP: 0.346, SLG: 0.333 (8, PH)										1 1 1 0 0 0 0																										
Neil Allen, R OBP: 1.000, SLG: 3.000 (8, 1)										0 0 0 0 0 0 0																										
Mike Scott, R OBP: 0.182, SLG: 0.053 (1, 1)		0-0 1-3		0-0 4-3		0-3 K		4-0 6-3 BB		2 0 0 0 0 0 0																										
Ed Lynch, R OBP: 0.222, SLG: 0.250 (4, 1)										0 0 0 0 0 0 0																										
Craig Swan, R (5, 1)										0 0 0 0 0 0 0																										
Wally Backman, S OBP: 0.350, SLG: 0.333 (5, 4)								1-2 BB		1 0 0 0 1 1 0																										
Inning Stats	R: 2 E: 0 K: 0 S: 5	H: 2 LOB: 2 BB: 2 P: 13	R: 2 E: 1 K: 0 S: 6	H: 3 LOB: 1 BB: 0 P: 6	R: 0 E: 0 K: 0 S: 3	H: 0 LOB: 0 BB: 0 P: 3	R: 0 E: 0 K: 0 S: 3	H: 0 LOB: 0 BB: 0 P: 3	R: 2 E: 0 K: 0 S: 5	H: 2 LOB: 2 BB: 2 P: 13	R: 0 E: 0 K: 1 S: 6	H: 1 LOB: 1 BB: 0 P: 6	R: 0 E: 0 K: 0 S: 3	H: 0 LOB: 1 BB: 1 P: 7	R: 1 E: 0 K: 2 S: 8	H: 1 LOB: 2 BB: 2 P: 16	R: 0 E: 0 K: 1 S: 5	H: 0 LOB: 0 BB: 0 P: 5	1B: 5 SF: 0 2B: 2 SAC: 1 3B: 1 DP: 0 HR: 1 HBP: 0	WP: 1 PA: 43 PB: 0 SB: 1 CS: 0																
PITCHER	IP WLS BF H R ER SO BB IBB HBP BLK WP HR S P ERA WHIP																																			
Nino Espinosa, R ERA: 5.83 (1, 1)	4.1		23	7	6	6	0	3	0	0	0	1	1	20	32	12.46	2.308																			
Mike Proly, R ERA: 3.22 (5, 1)	0.2	W	3	0	0	0	0	0	1	0	0	0	0	2	6	0.00	0.000																			
Sparky Lyle, L ERA: 3.86 (6, 1)	2.0		8	1	0	0	1	1	0	0	0	0	0	9	13	0.00	1.000																			
Ron Reed, R ERA: 3.6 (8, 1)	2.0	S	9	1	1	1	3	2	0	0	0	0	0	13	21	4.50	1.500																			



Batter	1	2	3	4	5	6	7	8	9	AB	R	H	RBI	BB	SO	LOB
<b>Pete Rose, S</b> OBP: 0.388, SLG: 0.431 (1, 3)	0-0 FC6-4 1B	0-0 F4-3		0-0 2B 3B	0-0 4-3		0-0 1-H 3B			5	1	3	3	0	0	1
<b>Luis Aguayo, R</b> OBP: 0.160, SLG: 0.167 (1, 4)	0-0 FC6-4 1B 1-2f		0-0 F7	0-0 WP 2B	0-0 F2		0-3 K			5	1	1	1	0	1	3
<b>Gary Matthews, R</b> OBP: 0.422, SLG: 0.481 (1, 7)	4-0 1B 1-2 BB		0-0 1B 3B	4-0 BB 2-3 BB		0-0 F8		4-0 S BB		2	2	1	0	3	0	0
<b>Mike Schmidt, R</b> OBP: 0.384, SLG: 0.609 (1, 5)	0-0 1B 1-2 2-3 SF7 1B		4-0 1B BB	0-0 F3		0-3 K		0-3 K 1-2		4	1	1	0	1	2	3
<b>Dick Davis, R</b> OBP: 0.500, SLG: 0.594 (1, 9)	0-0 E SF7 1B 1-3 2-H 3-H		0-0 BB 1B 1-3 3-H	4-0 BB 1-2 BB		4-0 CS BB		0-3 K 2		3	0	2	3	2	1	1
<b>Garry Maddox, R</b> OBP: 0.326, SLG: 0.366 (1, 8)	0-0 SF7 1-2 3-H		4-0 BB 1-2	0-0 F8		0-0 CS 1-2	0-0 SH5-3 PB SF8 1B	0-3 K 3		3	1	1	1	1	1	4
<b>Larry Bowa, S</b> OBP: 0.286, SLG: 0.287 (1, 6)	0-0 E6 CS 2-3		0-0 G3		0-0 1B 4-3 1B		0-0 SH5-3 1-3			3	1	1	0	0	0	3
<b>Bob Boone, R</b> OBP: 0.320, SLG: 0.341 (1, 2)	0-0 F 1-2	0-0 6-3		0-0 SH3-4 3B 1B	0-0 4-3 1B		0-0 SF8 3-H			4	1	2	1	0	0	2
<b>Nino Espinosa, R</b> OBP: 0.200, SLG: 0.200 (5, 1)		0-3 K		0-0 SH3-4 1-2	0-0 F2		4-0 3B BB			1	0	0	0	0	1	0
<b>Mike Proby, R</b> OBP: 0.348, SLG: 0.386 (5, PH)										0	0	0	0	0	0	0
<b>Greg Gross, L</b> OBP: 0.500, SLG: 0.500 (6, 1)										1	0	0	0	0	0	2
<b>Sparky Lyle, L</b> OBP: 0.167, SLG: 0.500 (7, PH)										0	0	0	0	0	0	0
<b>George Vukovich, L</b> OBP: 0.167, SLG: 0.500 (8, 1)										0	1	0	0	1	0	0
<b>Ron Reed, R</b>										0	0	0	0	0	0	0

Inning Stats	R: 3	H: 3	E: 1	LOB: 1	K: 0	BB: 1	S: 6	R: 0	H: 0	E: 0	LOB: 0	K: 1	BB: 0	S: 5	R: 1	H: 2	E: 0	LOB: 2	K: 0	BB: 2	S: 4	R: 2	H: 3	E: 0	LOB: 3	K: 0	BB: 2	S: 6	R: 1	H: 2	E: 0	LOB: 1	K: 0	BB: 0	S: 5	R: 0	H: 0	E: 0	LOB: 0	K: 1	BB: 1	S: 4	R: 2	H: 2	E: 0	LOB: 1	K: 1	BB: 1	S: 7	R: 0	H: 0	E: 0	LOB: 1	K: 3	BB: 1	S: 9	R: 0	H: 0	E: 0	LOB: 1	K: 3	BB: 1	S: 9
	1B: 8	SF: 2	2B: 1	SAC: 2	3B: 3	DP: 0	HR: 0	1B: 8	SF: 2	2B: 1	SAC: 2	3B: 3	DP: 0	HR: 0	1B: 8	SF: 2	2B: 1	SAC: 2	3B: 3	DP: 0	HR: 0	1B: 8	SF: 2	2B: 1	SAC: 2	3B: 3	DP: 0	HR: 0	1B: 8	SF: 2	2B: 1	SAC: 2	3B: 3	DP: 0	HR: 0	1B: 8	SF: 2	2B: 1	SAC: 2	3B: 3	DP: 0	HR: 0	1B: 8	SF: 2	2B: 1	SAC: 2	3B: 3	DP: 0	HR: 0	1B: 8	SF: 2	2B: 1	SAC: 2	3B: 3	DP: 0	HR: 0							


**BOTTOM**

**New York Mets @ Philadelphia Phillies**  
Veterans Stadium, Philadelphia, PA

Tue Jun 02 1981, 7:05 PM EDT  
Att. 25,375 - Unknown

livebaseballscorecards.com

<b>AB</b>	<b>31</b>
<b>R</b>	<b>9</b>
<b>H</b>	<b>12</b>
<b>RBI</b>	<b>9</b>
<b>BB</b>	<b>8</b>
<b>SO</b>	<b>6</b>
<b>LOB</b>	<b>19</b>



PITCHER	IP	WLS	BF	H	R	ER	SO	BB	IBB	HBP	BLK	WP	HR	S	P	ERA	WHIP
<b>Mike Scott, R</b> ERA: 4.65 (1, 1)	3.1		20	7	6	6	1	3	0	0	0	0	0	18	30	16.20	3.000
<b>Ed Lynch, R</b> ERA: 3.95 (4, 1)	0.2	L	7	3	1	1	0	2	0	0	0	1	0	5	13	13.50	7.500
<b>Craig Swan, R</b> ERA: 3.68 (5, 1)	2.0		6	0	0	0	1	1	0	0	0	0	0	7	11	0.00	0.500
<b>Dyar Miller, R</b> ERA: 3.14 (7, 1)	1.0		6	2	2	2	1	1	0	0	0	0	0	7	11	18.00	3.000
<b>Neil Allen, R</b> ERA: 3.21 (8, 1)	1.0		4	0	0	0	3	1	0	0	0	0	0	9	13	0.00	1.000

Batter	1	2	3	4	5	6	7	8	9	AB R H RBI BB SO LOB	TOP
Mookie Wilson, S OBP: 0.328, SLG: 0.388 (1, 8) X	0-0 F2		0-0 G3		0-0 6-3			0-0 F8	0-0 1B 3B	5 1 1 0 0 0 2	
Frank Taveras, R OBP: 0.284, SLG: 0.333 (1, 6) X	0-0 1-3			0-0 1B S 1B		0-0 F7		0-0 2B 1B	0-0 1B	5 2 3 1 0 0 0	
Mike Jorgensen, L OBP: 0.316, SLG: 0.455 (1, 9) X (8, 7)	0-0 L5			0-0 F8		0-3 K		4-0 2B WP BB	0-0 F9	4 1 0 0 1 1 2	
Dave Kingman, R OBP: 0.364, SLG: 0.507 (1, 3) Bob Bailor, R OBP: 0.315, SLG: 0.271 (8, PR) X (8, 9)		0-3 K		0-0 F3		0-0 F8		0-0 WP E 2B		4 0 1 1 0 1 1 0 1 0 0 0 0 0	
Lee Mazzilli, S OBP: 0.324, SLG: 0.338 (1, 7) X (8, 3)		0-0 F7		0-0 1B 1-H			0-0 1B 1B	4-0 WP E IBB		3 1 2 1 1 0 0	
John Stearns, R OBP: 0.330, SLG: 0.346 (1, 2) X		0-0 1-3		0-0 1-3			0-0 1B F4-6-3	0-0 E5		4 0 1 0 0 0 1	
Hubie Brooks, R OBP: 0.347, SLG: 0.376 (1, 5) X			0-0 5-3		0-0 FC1-6 1B		0-3 K	0-0 G3		4 0 1 0 0 1 4	
Doug Flynn, R OBP: 0.291, SLG: 0.369 (1, 4) X			0-0 1B		0-0 FC1-6 1-2f		0-0 F4-6-3 1-2		0-0 F8	4 0 1 0 0 0 3	
Greg Harris, S (1, 1) Pete Falcone, L (8, 1) Neil Allen, R (8, 1) OBP: 0.500, SLG: 1.500			0-3 K		0-3 K			0-3 K	0-3 K	3 0 0 0 0 3 2 0 0 0 0 0 0 0 1 0 0 0 0 1 0	
<b>Inning Stats</b>	R: 0 H: 0 E: 0 LOB: 0 K: 0 BB: 0 S: 3 P: 3	R: 0 H: 0 E: 0 LOB: 0 K: 1 BB: 0 S: 5 P: 5	R: 0 H: 1 E: 0 LOB: 1 K: 1 BB: 0 S: 6 P: 6	R: 1 H: 2 E: 0 LOB: 1 K: 0 BB: 0 S: 5 P: 5	R: 0 H: 1 E: 0 LOB: 1 K: 1 BB: 0 S: 6 P: 6	R: 0 H: 0 E: 0 LOB: 0 K: 1 BB: 0 S: 5 P: 5	R: 0 H: 2 E: 0 LOB: 1 K: 1 BB: 0 S: 6 P: 6	R: 4 H: 2 E: 1 LOB: 2 K: 1 BB: 2 S: 8 P: 16	R: 1 H: 2 E: 0 LOB: 1 K: 1 BB: 0 S: 7 P: 7	1B: 8 SF: 0 2B: 1 SAC: 0 3B: 1 DP: 1 HR: 0 HBP: 0	WP: 1 PA: 39 PB: 0 SB: 3 CS: 0
<b>PITCHER</b>	IP WLS BF H R ER SO BB IBB HBP BLK WP HR S P ERA WHIP										
Dick Ruthven, R (1, 1) ERA: 4.02	8.0 L 34 8 5 3 6 1 1 0 0 1 0 44 52 3.38 1.125										
Tug McGraw, L (9, 1) ERA: 4.5	1.0 5 2 1 1 1 0 0 0 0 0 0 7 7 9.00 2.000										

New York Mets @ Philadelphia Phillies  
Veterans Stadium, Philadelphia, PA

Wed Jun 03 1981, 7:05 PM EDT  
Att: 27,588 - Unknown

livebaseballscorecards.com

AB 37  
R 6  
H 10  
RBI 3  
BB 2  
SO 7  
LOB 15



Batter	1	2	3	4	5	6	7	8	9	AB	R	H	RBI	BB	SO	LOB
Pete Rose, S (1, 3) OBP: 0.390, SLG: 0.432	0-0 5-3		0-0 FC6-4 1B			0-0 1-3		0-0 FC5-4 1B		4	0	2	2	0	0	0
Luis Aguayo, R (1, 4) OBP: 0.143, SLG: 0.148 Keith Moreland, R (8, PH) OBP: 0.259, SLG: 0.377 Tug McGraw, R (9, 1)	0-0 E5		0-0 FC6-4 1-2f			0-0 F8		0-0 F6		3	0	0	0	0	0	1
Gary Matthews, R (1, 7) OBP: 0.413, SLG: 0.469	0-3 K			0-3 K			0-0 F8	0-0 FC5-4 1-2f		4	0	0	0	0	2	3
Mike Schmidt, R (1, 5) OBP: 0.381, SLG: 0.601	0-3 K			0-0 F8			0-0 F9		0-0 1B	4	0	1	0	0	1	1
Dick Davis, R (1, 9) OBP: 0.476, SLG: 0.556		0-3 K		0-0 CS 1B			0-0 5-3		0-0 F7	4	0	1	0	0	1	1
Garry Maddox, R (1, 8) OBP: 0.324, SLG: 0.359		0-0 5-3		0-0 CS 1-2	0-0 F4-3			4-0 1B BB 1B BB	0-0 F9	3	1	0	0	1	0	1
Larry Bowa, S (1, 6) OBP: 0.285, SLG: 0.282		0-0 F4-3			0-0 F4-3			4-0 1B BB 1B BB	0-0 F7	3	1	0	0	1	0	1
Bob Boone, R (1, 2) OBP: 0.314, SLG: 0.333			0-0 F7		0-0 F4-3			0-0 F7		3	0	0	0	0	0	2
Dick Ruthven, R (1, 1) OBP: 0.138, SLG: 0.179 Lonnie Smith, R (8, PH) OBP: 0.314, SLG: 0.312 Ramon Aviles, R (9, 4) OBP: 0.214, SLG: 0.154			0-0 F8			0-3 K		0-0 1B 1-2 2-3 1B		2	0	0	0	0	1	0

Inning Stats	R: 0	H: 0	R: 0	H: 0	R: 0	H: 1	R: 0	H: 0	R: 0	H: 0	R: 0	H: 1	R: 0	H: 2	R: 0	H: 1	1B: 5	SF: 0
	E: 1	LOB: 1	E: 0	LOB: 0	E: 0	LOB: 0	E: 0	LOB: 0	E: 0	LOB: 0	E: 0	LOB: 0	E: 0	LOB: 2	E: 0	LOB: 1	2B: 0	SAC: 0
	K: 2	BB: 0	K: 1	BB: 0	K: 1	BB: 0	K: 0	BB: 0	K: 0	BB: 0	K: 0	BB: 0	K: 0	BB: 2	K: 0	BB: 0	3B: 0	DP: 0
	S: 8	P: 8	S: 5	P: 5	S: 4	P: 4	S: 5	P: 5	S: 3	P: 3	S: 5	P: 5	S: 3	P: 3	S: 5	P: 4	HR: 0	HBP: 0

PITCHER	IP	WLS	BF	H	R	ER	SO	BB	IBB	HBP	BLK	WP	HR	S	P	ERA	WHIP
Greg Harris, R (1, 1) ERA: 4.09	7.0	W	25	2	2	2	5	2	0	0	0	0	0	33	41	2.57	0.571
Pete Falcone, L (8, 1) ERA: 2.6	0.2		4	2	0	0	0	0	0	0	0	0	0	4	4	0.00	3.000
Neil Allen, R (8, 1) ERA: 3.07	1.1	S	5	1	0	0	0	0	0	0	0	0	0	5	5	0.00	0.750

**BOTTOM**

**New York Mets @ Philadelphia Phillies**  
**Veterans Stadium, Philadelphia, PA**  
 Wed Jun 03 1981, 7:05 PM EDT  
 Att. 27,588 - Unknown

<b>AB</b>	<b>32</b>
<b>R</b>	<b>2</b>
<b>H</b>	<b>5</b>
<b>RBI</b>	<b>2</b>
<b>BB</b>	<b>2</b>
<b>SO</b>	<b>5</b>
<b>LOB</b>	<b>12</b>



WP: 0	PA: 35
PB: 0	
SB: 0	
CS: 1	

Batter	1	2	3	4	5	6	7	8	9	AB R H RBI BB SO LOB	TOP											
Mookie Wilson, S (1, 8) OBP: 0.318, SLG: 0.375	0-3 K		0-3 K			0-3 K2-3		0-3 K		4 0 0 0 0 4 0	<b>New York Mets @ Houston Astros</b> Astrodome, Houston, TX Fri Jun 05 1981, 8:05 PM EDT Att. 28,085 - Dome											
Frank Taveras, R (1, 6) OBP: 0.290, SLG: 0.333	4-0 BLK BB		0-3 K			0-0 5-3 1B		0-0 1-3		3 0 1 0 1 1 0												
Joel Youngblood, R (1, 9) OBP: 0.404, SLG: 0.548	0-0 L6 1-2			0-0 1-3		0-0 5-3 1-3		0-0 1B		4 0 1 0 0 0 2												
Dave Kingman, R (1, 3) OBP: 0.356, SLG: 0.494	0-0 F8			0-3 K		0-0 F7		0-3 K		4 0 0 0 0 2 3												
Lee Mazzilli, S (1, 7) OBP: 0.322, SLG: 0.331		0-3 K		4-0 WP BB		0-3 K		0-0 L5		3 0 0 0 1 2 0												
Mike Cabbage, L (1, 5) OBP: 0.333, SLG: 0.320		0-0 F6		0-0 4-3 1-2		0-0 1B 1B		0-0 G1		4 0 1 0 0 0 1												
John Stearns, R (1, 2) OBP: 0.328, SLG: 0.342		0-0 1B			0-0 G3		0-0 F8		0-0 6-3	4 0 1 0 0 0 1												
Doug Flynn, R (1, 4) OBP: 0.287, SLG: 0.365		0-0 F9			0-0 F4-3		0-0 1-2 1B			2 0 0 0 0 0 1												
Rusty Staub, L (7, PH) OBP: 0.385, SLG: 0.420										1 0 1 0 0 0 0												
Bob Bailor, R (7, PR) OBP: 0.315, SLG: 0.271										0 0 0 0 0 0 0												
Randy Jones, R (1, 1) OBP: 0.133, SLG: 0.133			0-3 K		0-0 6-3		0-0 F7			2 0 0 0 0 1 0												
Mike Jorgensen, L (7, PH) OBP: 0.312, SLG: 0.448										1 0 0 0 0 0 2												
Pete Falcone, L (7, 1)										0 0 0 0 0 0 0												
<b>Inning Stats</b>	R: 0 E: 0 K: 1 S: 5	H: 0 LOB: 1 BB: 1 P: 9	R: 0 E: 0 K: 1 S: 6	H: 1 LOB: 1 BB: 0 P: 6	R: 0 E: 0 K: 3 S: 9	H: 0 LOB: 0 BB: 0 P: 9	R: 0 E: 0 K: 1 S: 5	H: 0 LOB: 1 BB: 1 P: 9	R: 0 E: 0 K: 1 S: 3	H: 0 LOB: 0 BB: 0 P: 3	R: 0 E: 0 K: 1 S: 6	H: 1 LOB: 1 BB: 0 P: 6	R: 0 E: 0 K: 1 S: 7	H: 2 LOB: 2 BB: 0 P: 7	R: 0 E: 0 K: 2 S: 8	H: 1 LOB: 1 BB: 0 P: 8	R: 0 E: 0 K: 0 S: 3	H: 0 LOB: 0 BB: 0 P: 3	1B: 5 2B: 0 3B: 0 HR: 0	SF: 0 SAC: 0 DP: 0 HBP: 0	WP: 1 PB: 0 SB: 0 CS: 0	PA: 34
<b>PITCHER</b> Nolan Ryan, R (1, 1) ERA: 1.39	IP: 9.0 WLS: W BF: 34 H: 5 R: 0 ER: 0 SO: 10 BB: 2 IBB: 0 HBP: 0 BLK: 1 WP: 1 HR: 0 S: 52 P: 60 ERA: 0.00 WHIP: 0.778											<b>PITCHER</b>	IP: WLS: BF: H: R: ER: SO: BB: IBB: HBP: BLK: WP: HR: S: P: ERA: WHIP:									

livebaseballscorecards.com

<b>AB</b>	32
<b>R</b>	0
<b>H</b>	5
<b>RBI</b>	0
<b>BB</b>	2
<b>SO</b>	10
<b>LOB</b>	10



Batter	1	2	3	4	5	6	7	8	9	AB	R	H	RBI	BB	SO	LOB
Terry Puhl, L OBP: 0.330, SLG: 0.366 (1, 9)	0-0 CS 1B		0-0 5-3		0-0 F4-3		0-0 SF8			3	0	1	1	0	0	1
Craig Reynolds, L OBP: 0.286, SLG: 0.441 (1, 6)	0-3 K 1-2		0-0 F8			0-0 SF9 3B	0-3 K 3-H			4	1	1	0	0	2	2
Cesar Cedeno, R OBP: 0.348, SLG: 0.388 (1, 3)	4-0 CS BB		0-0 L1			0-0 SF9 3-H		0-0 F7		2	0	0	1	1	0	0
Jose Cruz, L OBP: 0.322, SLG: 0.445 (1, 7)	0-0 CS 1-2	0-0 F4-3		0-0 F8		4-0 F4-3 BB		0-3 K		3	0	0	0	1	1	0
Art Howe, R OBP: 0.423, SLG: 0.497 (1, 5)		4-0 1B BB		0-0 F4-3		0-0 F4-3 1-2		0-3 K		3	1	0	0	1	1	1
Gary Woods, R OBP: 0.257, SLG: 0.213 (1, 8)		0-0 F4-3 1B 1-3		0-3 K		0-0 6-3				3	0	1	0	0	1	1
Luis Pujols, R OBP: 0.327, SLG: 0.362 (1, 2)		0-0 F4-3 1B 1-2 3-H		4-0 F4-6-3 BB			4-0 SH2-4 1B SF8 BB			1	1	1	1	2	0	0
Joe Pittman, R OBP: 0.378, SLG: 0.375 (1, 4)		0-0 F4-3 1-2 2-3		0-0 F4-6-3			0-0 SH2-4 1B			3	0	1	0	0	0	3
Nolan Ryan, R OBP: 0.208, SLG: 0.136 (1, 1)		0-3 K		4-0 BB			0-0 SH2-4			1	0	0	0	1	1	2

**BOTTOM**

**New York Mets @ Houston Astros**  
Astrodome, Houston, TX  
Fri Jun 05 1981, 8:05 PM EDT  
Att. 28,085 - Dome

[livebaseballscorecards.com](http://livebaseballscorecards.com)

<b>AB</b>	<b>23</b>
<b>R</b>	<b>3</b>
<b>H</b>	<b>5</b>
<b>RBI</b>	<b>3</b>
<b>BB</b>	<b>6</b>
<b>SO</b>	<b>6</b>
<b>LOB</b>	<b>10</b>




Inning Stats	R: 0	H: 1	E: 0	K: 1	S: 4	LOB: 0	BB: 1	P: 8	R: 1	H: 2	E: 0	K: 1	S: 7	LOB: 2	BB: 1	P: 11	R: 0	H: 0	E: 0	K: 0	S: 3	LOB: 0	BB: 0	P: 3	R: 0	H: 0	E: 0	K: 1	S: 5	LOB: 0	BB: 0	P: 5	R: 0	H: 0	E: 0	K: 0	S: 2	LOB: 1	BB: 2	P: 10	R: 1	H: 1	E: 0	K: 0	S: 4	LOB: 1	BB: 1	P: 8	R: 1	H: 1	E: 0	K: 1	S: 6	LOB: 1	BB: 1	P: 10	R: 0	H: 0	E: 0	K: 2	S: 7	LOB: 0	BB: 0	P: 7
--------------	------	------	------	------	------	--------	-------	------	------	------	------	------	------	--------	-------	-------	------	------	------	------	------	--------	-------	------	------	------	------	------	------	--------	-------	------	------	------	------	------	------	--------	-------	-------	------	------	------	------	------	--------	-------	------	------	------	------	------	------	--------	-------	-------	------	------	------	------	------	--------	-------	------

PITCHER	IP	WLS	BF	H	R	ER	SO	BB	IBB	HBP	BLK	WP	HR	S	P	ERA	WHIP
Randy Jones, L ERA: 4.2 (1, 1)	6.0	L	24	4	2	2	3	5	0	0	0	0	0	25	45	3.00	1.500
Pete Falcone, L ERA: 2.7 (7, 1)	2.0		8	1	1	1	3	1	0	0	0	0	0	13	17	4.50	1.000

<b>WP: 0</b>	<b>PA: 33</b>
<b>PB: 0</b>	
<b>SB: 0</b>	
<b>CS: 2</b>	

PITCHER	IP	WLS	BF	H	R	ER	SO	BB	IBB	HBP	BLK	WP	HR	S	P	ERA	WHIP
---------	----	-----	----	---	---	----	----	----	-----	-----	-----	----	----	---	---	-----	------

Batter	1	2	3	4	5	6	7	8	9	AB R H RBI BB SO LOB	TOP	
Mookie Wilson, S OBP: 0.331, SLG: 0.387 (1, 8) X	0-0 G3 5-3 1B		0-0 CS 1B		0-0 E2 1B 1-3 2-H		0-0 4-3			4 0 3 0 0 0 1		
Frank Taveras, R OBP: 0.282, SLG: 0.323 (1, 6) X	0-0 5-3 1-2		0-3 K 1-2		0-0 F2			0-0 5-3		4 0 0 0 0 1 4		
Joel Youngblood, R OBP: 0.406, SLG: 0.555 Mike Jorgensen, L OBP: 0.304, SLG: 0.435 (1, 9) X (5, PH) (5, 9)	0-0 G3 2-3			0-0 F7 4-3 2B	0-3 K			0-3 K		2 1 1 0 0 0 1 2 0 0 0 0 2 2		
Dave Kingman, R OBP: 0.349, SLG: 0.481 (1, 3) X	0-0 F8			0-0 F7 2-3		0-3 K		0-3 K		4 0 0 0 0 2 2		
Mike Cabbage, L OBP: 0.324, SLG: 0.286 (1, 5) X		0-0 4-3		0-0 4-3		0-0 F8		4-0 G6-4-3 BB		3 0 0 1 1 0 0		
John Stearns, R OBP: 0.325, SLG: 0.333 (1, 2) X		4-0 1B BB		0-0 F8 3-H		0-0 5-3		0-0 G6-4-3 1-2		3 0 0 0 1 0 1		
Lee Mazzilli, S OBP: 0.326, SLG: 0.331 (1, 7) X		0-0 F6-4-3 1B			4-0 1B E BB		0-0 G3		0-0 F7	3 1 1 0 1 0 0	AB 30 R 2 H 7 RBI 1 BB 3 SO 5 LOB 14	
Doug Flynn, R OBP: 0.288, SLG: 0.364 (1, 4) X		0-0 F6-4-3 1-2			0-0 F4		0-0 SH2-3 1B			3 0 1 0 0 0 3		
Pat Zachry, R OBP: 0.261, SLG: 0.238 Dyar Miller, R OBP: 0.333, SLG: 0.333 Ron Hodges, L OBP: 0.471, SLG: 0.625 Craig Swan, R (5, 1) Wally Backman, S OBP: 0.350, SLG: 0.333 Tom Hausman, R (7, 1)			0-0 L6		0-0 E 1B		0-0 SH2-3			1 0 0 0 0 0 0 0 0 0 0 0 0 0 1 0 1 0		
<b>Inning Stats</b>	R: 0 H: 1 E: 0 LOB: 1 K: 0 BB: 0 S: 4 P: 4	R: 0 H: 1 E: 0 LOB: 1 K: 0 BB: 1 S: 3 P: 7	R: 0 H: 1 E: 0 LOB: 0 K: 1 BB: 0 S: 5 P: 5	R: 1 H: 1 E: 0 LOB: 0 K: 0 BB: 0 S: 4 P: 4	R: 1 H: 2 E: 1 LOB: 2 K: 1 BB: 1 S: 7 P: 11	R: 0 H: 0 E: 0 LOB: 0 K: 1 BB: 0 S: 5 P: 5	R: 0 H: 1 E: 0 LOB: 1 K: 0 BB: 0 S: 4 P: 4	R: 0 H: 0 E: 0 LOB: 0 K: 2 BB: 0 S: 7 P: 7	R: 0 H: 0 E: 0 LOB: 0 K: 0 BB: 1 S: 2 P: 6	1B: 6 SF: 0 2B: 1 SAC: 1 3B: 0 DP: 2 HR: 0 HBP: 0	WP: 0 PA: 34 PB: 0 SB: 0 CS: 1	
<b>PITCHER</b>	IP WLS BF H R ER SO BB IBB HBP BLK WP HR S P ERA WHIP											
Vern Ruhle, R ERA: 2.8 (1, 1)	5.0 W 21 6 2 1 2 2 0 0 0 0 0 0 23 31 1.80 1.600											
Dave Smith, R ERA: 4.66 (6, 1)	4.0 S 13 1 0 0 3 1 0 0 0 0 0 0 18 22 0.00 0.500											

New York Mets @ Houston Astros  
Astrodome, Houston, TX  
Sat Jun 06 1981, 8:05 PM EDT  
Att. 42,478 - Dome

livebaseballscorecards.com

**BOTTOM**

**New York Mets @ Houston Astros**  
Astrodome, Houston, TX

Sat Jun 06 1981, 8:05 PM EDT  
Att. 42,478 - Dome

[livebaseballscorecards.com](http://livebaseballscorecards.com)

<b>AB</b>	<b>33</b>
<b>R</b>	<b>6</b>
<b>H</b>	<b>12</b>
<b>RBI</b>	<b>5</b>
<b>BB</b>	<b>4</b>
<b>SO</b>	<b>1</b>
<b>LOB</b>	<b>12</b>



1B: 10	SF: 0	WP: 0	PA: 39
2B: 1	SAC: 2	PB: 0	
3B: 0	DP: 1	SB: 0	
HR: 1	HBP: 0	CS: 0	

AB	R	H	RBI	BB	SO	LOB
4	0	2	0	1	0	0
4	1	0	0	0	0	4
5	2	2	0	0	0	1
4	2	3	2	0	0	1
3	1	1	1	1	1	1
3	0	1	2	1	0	0
4	0	1	0	0	0	3
3	0	1	0	1	0	1
1	0	1	0	0	0	0
1	0	0	0	0	0	0
1	0	0	0	0	0	1

Batter	1	2	3	4	5	6	7	8	9
<b>Terry Puhl, L</b> (1, 8) OBP: 0.336, SLG: 0.369	0-0 SH5-3 1B	4-0 BB		0-0 FC4-6 1B	0-0 F8			0-0 F4-3	
<b>Craig Reynolds, L</b> (1, 6) OBP: 0.280, SLG: 0.432	0-0 SH5-3 1-2	0-0 F5		0-0 FC4-6 1B BB		0-0 F8		0-0 G3	
<b>Cesar Cedeno, R</b> (1, 3) OBP: 0.349, SLG: 0.395	0-0 F5		0-0 HR 2B	0-0 BB 1B 1-2 1B		0-0 F8		0-0 F9	
<b>Jose Cruz, L</b> (1, 7) OBP: 0.329, SLG: 0.465	0-0 F9		0-0 HR 2-H	0-0 BB 1B 1-2 2-3 1B		0-0 1B			
<b>Art Howe, R</b> (1, 5) OBP: 0.425, SLG: 0.494		0-0 BB E 1B	0-0 F6	0-0 1B BB 1-2 2-3 3-H		0-3 K			
<b>Denny Walling, L</b> (1, 9) OBP: 0.369, SLG: 0.358		4-0 FC3-6 1-2 BB	0-0 3-1	0-0 F4-3 1-3 2-H 3-H 1B		0-0 1-3			
<b>Alan Ashby, S</b> (1, 2) OBP: 0.357, SLG: 0.305		0-0 FC3-6 SH2-4 1B 1-2 2-H	0-0 BLK 1B 1B	0-0 F4-3 1-2		0-0 E6 1-3			
<b>Joe Pittman, R</b> (1, 4) OBP: 0.388, SLG: 0.372		0-0 SH2-4 1-2 1B	4-0 1B 1-2 IBB		0-0 F8		0-0 1-3		
<b>Vern Ruhle, R</b> (1, 1) OBP: 0.700, SLG: 0.500		0-0 SH2-4 1-2 2-3	0-0 1B 1-2 2-H		0-0 6-3		0-0 F4-3		
<b>Rafael Landestoy, S</b> (5, PH) OBP: 0.300, SLG: 0.189									
<b>Dave Smith, R</b> (6, 1)									

Inning Stats	R: 0	H: 1	E: 0	LOB: 1	K: 0	P: 4	R: 1	H: 2	E: 1	LOB: 3	K: 0	P: 13	R: 2	H: 4	E: 0	LOB: 2	K: 0	P: 10	R: 3	H: 4	E: 0	LOB: 1	K: 0	P: 10	R: 0	H: 0	E: 0	LOB: 0	K: 0	P: 3	R: 0	H: 1	E: 0	LOB: 1	K: 1	P: 6	R: 0	H: 0	E: 1	LOB: 1	K: 0	P: 4	R: 0	H: 0	E: 0	LOB: 0	K: 0	P: 3
--------------	------	------	------	--------	------	------	------	------	------	--------	------	-------	------	------	------	--------	------	-------	------	------	------	--------	------	-------	------	------	------	--------	------	------	------	------	------	--------	------	------	------	------	------	--------	------	------	------	------	------	--------	------	------


PITCHER	IP	WLS	BF	H	R	ER	SO	BB	IBB	HBP	BLK	WP	HR	S	P	ERA	WHIP
<b>Pat Zachry, R</b> (1, 1) ERA: 4.32	3.1	L	23	10	6	6	0	3	1	0	1	0	1	19	35	16.20	3.900
<b>Dyar Miller, R</b> (4, 1) ERA: 3.07	0.2		2	1	0	0	0	0	0	0	0	0	0	2	2	0.00	1.500
<b>Craig Swan, R</b> (5, 1) ERA: 2.89	2.0		7	1	0	0	1	0	0	0	0	0	0	9	9	0.00	0.500
<b>Tom Hausman, R</b> (7, 1) ERA: 2.25	2.0		7	0	0	0	0	0	0	0	0	0	0	7	7	0.00	0.000

Batter	1	2	3	4	5	6	7	8	9	AB R H RBI BB SO LOB	TOP																			
Mookie Wilson, S (1, 8) OBP: 0.328, SLG: 0.383	0-3 K	0-0 7-2 3-Hr			0-0 4-3		0-0 1B			4 0 1 0 0 1 2	<b>New York Mets @ Houston Astros</b> Astrodome, Houston, TX Sun Jun 07 1981, 4:33 AM EDT Att. 29,873 - Dome - 72 F <a href="http://livebaseballscorecards.com">livebaseballscorecards.com</a>																			
Frank Taveras, R (1, 6) OBP: 0.288, SLG: 0.324	1-0 F3 S HBP		0-0 S 1B		0-0 1-3		0-0 4-3			3 0 1 0 0 0 1																				
Lee Mazzilli, S (1, 7) OBP: 0.325, SLG: 0.325	4-0 F3 1-2 BB		0-0 F9			0-3 K		0-0 F8		3 0 0 0 1 1 1																				
Dave Kingman, R (1, 3) Mike Jorgensen, L (8, 3) OBP: 0.347, SLG: 0.494 OBP: 0.304, SLG: 0.435	0-0 F3 1-2 2-3		0-0 5-3		0-0 F6		0-0 HR			4 1 1 1 0 0 3 0 0 0 0 0 0 0																				
Ellis Valentine, R (1, 9) OBP: 0.258, SLG: 0.354	4-0 FC6-4 BB		0-3 K		0-0 5-3		0-0 F9			3 0 0 0 1 1 1																				
Hubie Brooks, R (1, 5) OBP: 0.345, SLG: 0.373	0-0 FC6-4 1-2f		0-0 5-3		0-0 FC1-5 1B		0-0 1-3			4 0 1 0 0 0 3																				
Alex Trevino, R (1, 2) OBP: 0.348, SLG: 0.290		4-0 SH5-4 1B 7-2 BB		0-0 6-3		0-0 E 1B		0-0 4-3		3 1 1 0 1 0 0																				
Doug Flynn, R (1, 4) OBP: 0.287, SLG: 0.361		0-0 SH5-4 1-2 1B		0-3 K		0-0 FC1-5 SF9 1-H 2-3f		0-0 F6-3		4 1 1 0 0 1 1																				
Mike Scott, R (1, 1) Neil Allen, R (9, 1) OBP: 0.160, SLG: 0.048 OBP: 0.500, SLG: 1.500		0-0 SH5-4 1-2 2-3		0-0 6-3		0-0 SF9 3-H		0-3 K		2 0 0 1 0 1 0 0 0 0 0 0 0 0																				
<b>Inning Stats</b>	R: 0 E: 0 K: 1 S: 5	H: 0 LOB: 3 BB: 2 P: 14	R: 0 E: 0 K: 0 S: 3	H: 1 LOB: 1 BB: 1 P: 7	R: 0 E: 0 K: 1 S: 6	H: 1 LOB: 1 BB: 0 P: 6	R: 0 E: 0 K: 1 S: 5	H: 0 LOB: 0 BB: 0 P: 5	R: 0 E: 0 K: 0 S: 3	H: 0 LOB: 0 BB: 0 P: 3	R: 2 E: 1 K: 0 S: 6	H: 3 LOB: 1 BB: 0 P: 6	R: 1 E: 0 K: 0 S: 4	H: 1 LOB: 0 BB: 0 P: 4	R: 0 E: 0 K: 1 S: 5	H: 0 LOB: 0 BB: 0 P: 5	1B: 5 2B: 1 3B: 0 HR: 1	SF: 1 SAC: 1 DP: 1 HBP: 1	WP: 0 PB: 0 SB: 2 CS: 0	PA: 36										
<b>PITCHER</b> Bob Knepper, L (1, 1) ERA: 1.15	IP 9.0	WLS L	BF 36	H 6	R 3	ER 2	SO 5	BB 3	IBB 0	HBP 1	BLK 0	WP 0	HR 1	S 42	P 55	ERA 2.00	WHIP 1.000													
											<b>PITCHER</b>	IP	WLS	BF	H	R	ER	SO	BB	IBB	HBP	BLK	WP	HR	S	P	ERA	WHIP		







Batter	1	2	3	4	5	6	7	8	9	AB R H RBI BB SO LOB	TOP																									
Dave Collins, S (1, 9) OBP: 0.385, SLG: 0.450 Tom Hume, R (8, 1)	0-0 F9		0-0 F4-3	0-0 G3		0-0 G3		4-0 BB	0-3 K	4 0 0 0 1 0 1 1 0 0 0 0 1 1																										
Ron Oester, S (1, 4) OBP: 0.368, SLG: 0.429	0-0 6-3		0-0 F4-3		0-0 F8	0-3 K		0-0 1-3		5 0 0 0 0 1 2																										
Ken Griffey, L (1, 8) OBP: 0.332, SLG: 0.395	0-3 K		0-0 1B 2B		0-0 E7 2B		0-0 F4-3	4-0 SH 1B BB		4 3 1 0 1 1 0																										
George Foster, R (1, 7) OBP: 0.367, SLG: 0.549		0-0 E4 3B	0-0 2-H 1B		0-0 FC 2B		0-0 2B	0-0 E 1B 1B		5 2 4 1 0 0 1																										
Dave Concepcion, R (1, 6) OBP: 0.365, SLG: 0.457		0-0 6-3 2B	0-3 K		0-3 K		0-0 5-3	0-0 SH 1B		4 1 1 0 0 2 4																										
Ray Knight, R (1, 5) OBP: 0.329, SLG: 0.379		0-3 K		0-3 K		1-3 2-H 2B	0-0 L5	4-0 1B SF7 BB		4 1 1 1 1 2 2																										
Dan Driessen, L (1, 3) OBP: 0.356, SLG: 0.409		0-0 6-3 2-3		0-0 HR		4-0 IBB		0-0 G3 2B	0-0 SF7 1B	4 1 3 3 1 0 1	AB 37 R 8 H 10 RBI 6 BB 6 SO 11 LOB 20																									
Joe Nolan, L (1, 2) OBP: 0.366, SLG: 0.421		4-0 IBB		4-0 SH1-4 BB		0-3 K		0-0 G3	0-0 SF7	2 0 0 1 2 1 4																										
Frank Pastore, R (1, 1) OBP: 0.083, SLG: 0.083 Paul Moskau, R (6, 1) Mike Vail, R (8, PH) OBP: 0.176, SLG: 0.176 Sam Mejias, R (8, 9) OBP: 0.308, SLG: 0.320		0-0 F8		0-0 SH1-4		0-3 K		0-3 K	0-3 K	2 0 0 0 0 1 2 0 0 0 0 0 0 0 1 0 0 0 0 1 1 1 0 0 0 0 1 1																										
Inning Stats	R: 0 E: 0 K: 1 S: 5	H: 0 LOB: 0 BB: 0 P: 5	R: 1 E: 1 K: 1 S: 7	H: 2 LOB: 2 BB: 1 P: 11	R: 1 E: 0 K: 1 S: 7	H: 2 LOB: 1 BB: 0 P: 7	R: 1 E: 0 K: 1 S: 6	H: 1 LOB: 1 BB: 1 P: 10	R: 1 E: 2 K: 2 S: 10	H: 1 LOB: 3 BB: 1 P: 14	R: 0 E: 0 K: 2 S: 7	H: 0 LOB: 0 BB: 0 P: 7	R: 0 E: 0 K: 0 S: 4	H: 1 LOB: 1 BB: 0 P: 4	R: 0 E: 0 K: 1 S: 6	H: 1 LOB: 2 BB: 1 P: 10	R: 4 E: 1 K: 2 S: 10	H: 2 LOB: 1 BB: 2 P: 18	1B: 3 2B: 5 3B: 1 HR: 1	SF: 1 SAC: 2 DP: 0 HBP: 0	WP: 0 PB: 0 SB: 0 CS: 0	PA: 46														
PITCHER	IP WLS BF H R ER SO BB IBB HBP BLK WP HR S P ERA WHIP																				PITCHER	IP WLS BF H R ER SO BB IBB HBP BLK WP HR S P ERA WHIP														
Greg Harris, R (1, 1) ERA: 4.18	6.0		29	6	4	3	8	1	2	0	0	0	1	42	54	4.50	1.167																			
Tom Hausman, R (7, 1) ERA: 2.18	1.0		4	1	0	0	0	0	0	0	0	0	0	4	4	0.00	1.000																			
Pete Falcone, L (8, 1) ERA: 3.11	1.0	L	7	2	2	2	1	2	0	0	0	0	0	7	15	18.00	4.000																			
Neil Allen, R (9, 1) ERA: 3.16	1.0		6	1	2	1	2	1	0	0	0	0	0	9	13	9.00	2.000																			

Cincinnati Reds @ New York Mets  
 Shea Stadium, Flushing, NY  
 Tue Jun 09 1981, 7:05 PM EDT  
 Att. 12,313 - Unknown

livebaseballscorecards.com

**BOTTOM**

**Cincinnati Reds @ New York Mets**  
 Shea Stadium, Flushing, NY  
 Tue Jun 09 1981, 7:05 PM EDT  
 Att. 12,313 - Unknown

[livebaseballscorecards.com](http://livebaseballscorecards.com)

<b>AB</b>	<b>34</b>
<b>R</b>	<b>4</b>
<b>H</b>	<b>8</b>
<b>RBI</b>	<b>3</b>
<b>BB</b>	<b>4</b>
<b>SO</b>	<b>6</b>
<b>LOB</b>	<b>15</b>



WP: 0	PA: 38
PB: 0	
SB: 0	
CS: 0	

AB R H RBI BB SO LOB

3	1	0	0	2	0	0
2	0	0	0	0	0	0
1	0	1	2	0	0	0
2	1	1	0	0	0	2
3	0	1	0	1	0	0
4	0	0	0	0	3	4
4	0	2	1	0	1	2
3	0	1	0	1	1	2
4	0	0	0	0	0	5
4	1	0	0	0	0	0
1	0	0	0	0	1	0
1	1	1	0	0	0	0
0	0	0	0	0	0	0
1	0	0	0	0	0	0
0	0	0	0	0	0	0
0	0	0	0	0	0	0
1	0	1	0	0	0	0

Batter	1	2	3	4	5	6	7	8	9
Mookie Wilson, S (1, 8) OBP: 0.331, SLG: 0.374	0-0 5-3 1B			0-0 6-3 1B		4-0 1B BB E		0-0 G3 1B	4-0 G5-4-3 BB
Frank Taveras, R (1, 6) OBP: 0.284, SLG: 0.319 Rusty Staub, L (6, PH) OBP: 0.391, SLG: 0.427 Bob Bailor, R (6, PR) OBP: 0.321, SLG: 0.280	0-0 F9 1B			0-0 6-3 1B		0-0 E7 1B 1-H 2-H 3-H		0-0 1B 1B 1B	0-0 G5-4-3 1-2f BB
Lee Mazzilli, S (1, 7) OBP: 0.328, SLG: 0.325	0-0 F7 1B			0-0 4-3 1B		4-0 BB 1B		0-0 1B 1B 1-3	
Dave Kingman, R (1, 3) OBP: 0.340, SLG: 0.482		0-3 K 1B		0-3 K 1B		0-0 P4 1B		0-3 K 1B	
Ellis Valentine, R (1, 9) OBP: 0.269, SLG: 0.361		0-3 K 1B		0-0 1B 1B 1B		0-0 P6 1B		0-0 BB 1B 1-3 3-H	
John Stearns, R (1, 2) OBP: 0.331, SLG: 0.333		0-0 5-3 1B		0-0 G4-6-3 1B		0-3 K 1B		4-0 BB 1-2	
Hubie Brooks, R (1, 5) OBP: 0.337, SLG: 0.364			0-0 G3 1B		0-0 G4-6-3 1-2f		0-0 F8 1B	0-0 4-3 1B	
Doug Flynn, R (1, 4) OBP: 0.281, SLG: 0.353			0-0 F4-3 1B			0-0 F6 1B	0-0 F9 1B		0-0 F5-3 1B
Greg Harris, S (1, 1) Mike Cabbage, L (6, PH) OBP: 0.343, SLG: 0.310 Tom Hausman, R (7, 1) Ron Hodges, L (7, PH) OBP: 0.444, SLG: 0.588 Pete Falcone, L (8, 1) Neil Allen, R (9, 1) OBP: 0.590, SLG: 1.500 Mike Jorgensen, L (9, PH) OBP: 0.313, SLG: 0.443			0-3 K 1B			0-0 BB 1B 1-3	0-0 6-3 1B		0-0 BB 1B 1B

Inning Stats	R: 0	H: 0	E: 0	LOB: 0	K: 0	P: 3	R: 0	H: 0	E: 0	LOB: 0	K: 2	P: 7	R: 0	H: 0	E: 0	LOB: 0	K: 1	P: 5	R: 0	H: 0	E: 0	LOB: 0	K: 0	P: 3	R: 0	H: 2	E: 0	LOB: 1	K: 1	P: 6	R: 3	H: 2	E: 2	LOB: 2	K: 1	P: 16	R: 0	H: 0	E: 0	LOB: 0	K: 0	P: 3	R: 1	H: 3	E: 0	LOB: 3	K: 1	P: 12	R: 0	H: 1	E: 0	LOB: 1	K: 0	P: 7	1B: 8	SF: 0	2B: 0	SAC: 0	3B: 0	DP: 2	HR: 0	HBP: 0	WP: 0	PA: 38
--------------	------	------	------	--------	------	------	------	------	------	--------	------	------	------	------	------	--------	------	------	------	------	------	--------	------	------	------	------	------	--------	------	------	------	------	------	--------	------	-------	------	------	------	--------	------	------	------	------	------	--------	------	-------	------	------	------	--------	------	------	-------	-------	-------	--------	-------	-------	-------	--------	-------	--------

PITCHER	IP	WLS	BF	H	R	ER	SO	BB	IBB	HBP	BLK	WP	HR	S	P	ERA	WHIP
Frank Pastore, R (1, 1) ERA: 3.17	5.0		19	3	3	1	4	1	0	0	0	0	0	26	30	1.80	0.800
Paul Moskau, R (6, 1) ERA: 4.46	2.0		8	1	0	0	1	1	0	0	0	0	0	9	13	0.00	1.000
Tom Hume, R (8, 1) ERA: 3.71	2.0	W	11	4	1	1	1	2	0	0	0	0	0	11	19	4.50	3.000

Batter	1	2	3	4	5	6	7	8	9	AB R H RBI BB SO LOB	TOP
<b>Dave Collins, S</b> (1, 9) <sup>x</sup> OBP: 0.387, SLG: 0.445 <b>Sam Mejias, R</b> (8, 9) OBP: 0.308, SLG: 0.320	0-0 <sup>1</sup> 		0-0 <sup>2</sup> 		4-0 			4-0 		2 1 0 0 2 0 0 0 0 0 0 0 0 0	
<b>Ken Griffey, L</b> (1, 8) <sup>x</sup> OBP: 0.339, SLG: 0.399	0-0 		4-0 		0-0 			0-0 <sup>1</sup> 		3 0 2 0 1 0 1	
<b>Dave Concepcion, R</b> (1, 6) <sup>x</sup> OBP: 0.363, SLG: 0.453	0-0 		0-0 <sup>3</sup> 		0-0 <sup>3</sup> 			0-0 		4 0 1 1 0 0 4	
<b>George Foster, R</b> (1, 7) <sup>x</sup> OBP: 0.365, SLG: 0.558	0-0 <sup>2</sup> 			0-0 		0-0 <sup>1</sup> 		0-0 <sup>2</sup> 		4 1 1 1 0 0 3	
<b>Dan Driessen, L</b> (1, 3) <sup>x</sup> OBP: 0.353, SLG: 0.403	0-0 <sup>3</sup> 			0-0 		0-0 <sup>2</sup> 		0-0 <sup>3</sup> 		4 0 1 0 0 0 3	
<b>Ray Knight, R</b> (1, 5) OBP: 0.323, SLG: 0.372		0-0 <sup>1</sup> 		0-0 <sup>1</sup> 		0-0 <sup>3</sup> 			0-0 <sup>1</sup> 	4 0 0 0 0 0 1	
<b>Ron Oester, S</b> (1, 4) OBP: 0.361, SLG: 0.420		0-0 <sup>2</sup> 		0-0 <sup>3</sup> 		0-0 <sup>1</sup> 		0-3 <sup>2</sup> 		4 0 0 0 0 1 0	
<b>Joe Nolan, L</b> (1, 2) OBP: 0.354, SLG: 0.405		0-0 <sup>3</sup> 			0-0 <sup>1</sup> 		0-0 <sup>2</sup> 		0-0 <sup>3</sup> 	4 0 0 0 0 0 0	
<b>Mario Soto, R</b> (1, 1) OBP: 0.100, SLG: 0.069			0-0 <sup>1</sup> 		0-0 <sup>2</sup> 		0-0 <sup>3</sup> 			3 0 0 0 0 0 0	
<b>Inning Stats</b>	R: 0 H: 1 E: 1 LOB: 2 K: 0 BB: 0 S: 5 P: 5	R: 0 H: 0 E: 0 LOB: 0 K: 0 BB: 0 S: 3 P: 3	R: 0 H: 0 E: 0 LOB: 1 K: 0 BB: 1 S: 3 P: 7	R: 1 H: 2 E: 0 LOB: 0 K: 0 BB: 0 S: 4 P: 4	R: 0 H: 1 E: 0 LOB: 2 K: 0 BB: 1 S: 4 P: 8	R: 0 H: 0 E: 0 LOB: 0 K: 0 BB: 0 S: 3 P: 3	R: 0 H: 0 E: 0 LOB: 0 K: 0 BB: 0 S: 3 P: 3	R: 1 H: 1 E: 0 LOB: 1 K: 1 BB: 1 S: 5 P: 8	R: 0 H: 0 E: 0 LOB: 0 K: 1 BB: 0 S: 5 P: 5	1B: 4 SF: 0 2B: 0 SAC: 0 3B: 0 DP: 1 HR: 1 HBP: 0	WP: 0 PA: 35 PB: 0 SB: 1 CS: 0
<b>PITCHER</b> <b>Randy Jones, L</b> (1, 1) ERA: 3.97 <b>Dyar Miller, R</b> (8, 1) ERA: 3.03 <b>Pete Falcone, L</b> (8, 1) ERA: 3.08 <b>Neil Allen, R</b> (9, 1) ERA: 3.06	IP WLS BF H R ER SO BB IBB HBP BLK WP HR S P ERA WHIP 7.1 L 30 5 2 2 0 3 0 0 0 0 0 1 27 39 2.46 1.091 0.1 1 0 0 0 0 0 0 0 0 0 0 0 1 1 0.00 0.000 0.1 1 0 0 0 0 0 0 0 0 0 0 0 1 1 0.00 0.000 1.0 3 0 0 0 0 1 0 0 0 0 0 0 5 5 0.00 0.000	<b>PITCHER</b> IP WLS BF H R ER SO BB IBB HBP BLK WP HR S P ERA WHIP									

**Cincinnati Reds @ New York Mets**  
 Shea Stadium, Flushing, NY  
 Wed Jun 10 1981, 7:05 PM EDT  
 Att. 9,732 - Unknown

[livebaseballscorecards.com](http://livebaseballscorecards.com)

<b>AB</b>	<b>32</b>
<b>R</b>	<b>2</b>
<b>H</b>	<b>5</b>
<b>RBI</b>	<b>2</b>
<b>BB</b>	<b>3</b>
<b>SO</b>	<b>1</b>
<b>LOB</b>	<b>12</b>



Batter	1	2	3	4	5	6	7	8	9	AB	R	H	RBI	BB	SO	LOB						
Mookie Wilson, S OBP: 0.336, SLG: 0.378 (1, 8)	0-3 K		0-0 S 1B			0-0 F7		0-0 1B		4	0	2	0	0	1	0						
Frank Taveras, R OBP: 0.278, SLG: 0.312 Mike Jorgensen, L OBP: 0.309, SLG: 0.437 (8, PH) (9, 7)	0-3 K		0-0 F7 1-2			0-0 B3		0-0 F8		3	0	0	0	0	1	1						
Ellis Valentine, R OBP: 0.258, SLG: 0.345 (1, 9)	0-3 K				0-3 K				0-0 F8	4	0	0	0	0	3	0						
Dave Kingman, R OBP: 0.343, SLG: 0.482 (1, 7) (8, 3)		0-0 4-3 1B			0-3 K			0-0 1B	0-3 K	4	0	2	0	0	2	0						
Rusty Staub, L OBP: 0.389, SLG: 0.424 Bob Bailor, R OBP: 0.333, SLG: 0.294 (7, PR) (8, 7) (9, 6)		0-3 K			0-0 G3			0-0 1B	0-0 BB 1B	3	0	1	0	0	1	1						
John Stearns, R OBP: 0.328, SLG: 0.325 (1, 2)		0-0 4-3 1-2			0-0 4-3			0-0 P4	4-0 1-2 BB	3	0	0	0	1	0	3						
Hubie Brooks, R OBP: 0.330, SLG: 0.355 (1, 5)		0-0 4-3			0-0 P4			0-0 F8	0-3 K	4	0	0	0	0	1	5						
Doug Flynn, R OBP: 0.276, SLG: 0.347 (1, 4)			0-0 F7			0-0 F7		0-0 F8		3	0	0	0	0	0	0						
Randy Jones, R OBP: 0.118, SLG: 0.118 Dyar Miller, R OBP: 0.333, SLG: 0.333 Pete Falcone, L OBP: 0.333, SLG: 0.300 Mike Cabbage, L OBP: 0.500, SLG: 1.500 (8, PH) (9, 1)			0-3 K			0-3 K		0-3 K		2	0	0	0	0	2	0						
<b>Inning Stats</b>	R: 0 E: 0 K: 3 S: 9	H: 0 LOB: 0 BB: 0 P: 9	R: 0 E: 0 K: 1 S: 6	H: 1 LOB: 1 BB: 0 P: 6	R: 0 E: 0 K: 1 S: 6	H: 1 LOB: 1 BB: 0 P: 6	R: 0 E: 0 K: 2 S: 7	H: 0 LOB: 0 BB: 0 P: 7	R: 0 E: 0 K: 0 S: 3	H: 0 LOB: 0 BB: 0 P: 3	R: 0 E: 0 K: 1 S: 5	H: 0 LOB: 0 BB: 0 P: 5	R: 0 E: 0 K: 1 S: 7	H: 2 LOB: 2 BB: 0 P: 7	R: 0 E: 0 K: 1 S: 6	H: 1 LOB: 1 BB: 0 P: 6	R: 0 E: 0 K: 2 S: 8	H: 1 LOB: 2 BB: 1 P: 12	1B: 6 2B: 0 3B: 0 HR: 0	SF: 0 SAC: 0 DP: 0 HBP: 0	WP: 0 PB: 0 SB: 1 CS: 0	PA: 34
<b>PITCHER</b> Mario Soto, R ERA: 3.15 (1, 1)	IP 9.0	WLS W	BF 34	H 6	R 0	ER 0	SO 12	BB 1	IBB 0	HBP 0	BLK 0	WP 0	HR 0	S 57	P 61	ERA 0.00	WHIP 0.778					

**BOTTOM**

**Cincinnati Reds @ New York Mets**  
 Shea Stadium, Flushing, NY  
 Wed Jun 10 1981, 7:05 PM EDT  
 Att. 9,732 - Unknown

<b>AB</b>	<b>33</b>
<b>R</b>	<b>0</b>
<b>H</b>	<b>6</b>
<b>RBI</b>	<b>0</b>
<b>BB</b>	<b>1</b>
<b>SO</b>	<b>12</b>
<b>LOB</b>	<b>11</b>




Batter	1	2	3	4	5	6	7	8	9	AB R H RBI BB SO LOB	TOP											
<b>Dave Collins, S</b> (1, 9) <sup>x</sup> OBP: 0.387, SLG: 0.442 <b>Sam Mejias, R</b> (8, 9) OBP: 0.308, SLG: 0.320	0-0 B2-3	4-0 FC6-4 BB		0-0 1-2 1B		0-0 F4-3		0-0 F8		4 0 1 0 1 0 0 0 0 0 0 0 0 0												
<b>Ken Griffey, L</b> (1, 8) <sup>x</sup> OBP: 0.344, SLG: 0.404	0-0 BB 1B 1B	0-0 FC6-4 1-2f		0-0 F8		0-0 E HR 1B		0-0 FC4-6 1B		5 1 3 0 0 0 4												
<b>Dave Concepcion, R</b> (1, 6) <sup>x</sup> OBP: 0.360, SLG: 0.447	0-0 BB 1-2 1B		0-0 5-3	0-3 K		0-0 E5 1-2 HR		0-3 K		5 1 1 0 0 2 4												
<b>George Foster, R</b> (1, 7) <sup>s s s</sup> OBP: 0.361, SLG: 0.563	0-3 K		0-3 K		0-3 K	0-0 1-H 2-H HR		0-0 FC4-6 1-2f		5 1 1 3 0 3 3												
<b>Dan Driessen, L</b> (1, 3) <sup>B B B</sup> OBP: 0.355, SLG: 0.393	4-0 1-2 2-3 BB		0-0 F8		4-0 BB BB	0-0 F9		0-0 F7		3 0 0 0 2 0 0												
<b>Ray Knight, R</b> (1, 5) <sup>x</sup> OBP: 0.325, SLG: 0.373	0-0 F9			0-0 3B 1B	0-3 K		0-0 6-3		0-0 1B 1B	5 1 2 0 0 1 4												
<b>Ron Oester, S</b> (1, 4) OBP: 0.362, SLG: 0.427		0-0 F4-3		0-0 1-H 1B 3B	4-0 1-2 BB		0-0 F7		0-3 K	4 1 1 1 1 1 1												
<b>Joe Nolan, L</b> (1, 2) OBP: 0.371, SLG: 0.431		0-0 SH3-4 1B		0-0 1B 1B	0-0 F4-3		0-0 2B		0-0 1-2 1B	5 0 4 1 0 0 2												
<b>Tom Seaver, R</b> (1, 1) OBP: 0.265, SLG: 0.286		0-0 SH3-4 1-2		0-3 K		0-0 P5	0-0 6-3		0-0 F8	4 0 0 0 0 1 4												
<b>Inning Stats</b>	R: 0 E: 0 K: 1 S: 7	H: 2 LOB: 3 BB: 1 P: 11	R: 0 E: 0 K: 0 S: 4	H: 1 LOB: 2 BB: 1 P: 8	R: 0 E: 0 K: 1 S: 5	H: 0 LOB: 0 BB: 0 P: 5	R: 2 E: 0 K: 2 S: 11	H: 4 LOB: 2 BB: 0 P: 11	R: 0 E: 0 K: 2 S: 7	H: 0 LOB: 2 BB: 2 P: 15	R: 3 E: 1 K: 0 S: 6	H: 2 LOB: 0 BB: 0 P: 6	R: 0 E: 0 K: 0 S: 4	H: 1 LOB: 1 BB: 0 P: 4	R: 0 E: 0 K: 1 S: 6	H: 1 LOB: 1 BB: 0 P: 6	R: 0 E: 0 K: 1 S: 7	H: 2 LOB: 2 BB: 0 P: 7	1B: 10 2B: 1 3B: 1 HR: 1	SF: 0 SAC: 1 DP: 0 HBP: 0	WP: 0 PB: 0 SB: 0 CS: 0	PA: 45
<b>PITCHER</b>	IP WLS BF H R ER SO BB IBB HBP BLK WP HR S P ERA WHIP																					
<b>Pat Zachry, R</b> (1, 1) ERA: 4.16 <b>Ray Searage, L</b> (8, 1) ERA:	7.0 L 36 10 5 2 6 4 0 0 0 0 0 1 44 60 2.57 2.000																					
	2.0 9 3 0 0 2 0 0 0 0 0 0 0 13 13 0.00 1.500																					

**Cincinnati Reds @ New York Mets**  
 Shea Stadium, Flushing, NY  
 Thu Jun 11 1981, 7:05 PM EDT  
 Att. 18,612 - Unknown

livebaseballscorecards.com

<b>AB</b>	40
<b>R</b>	5
<b>H</b>	13
<b>RBI</b>	5
<b>BB</b>	4
<b>SO</b>	8
<b>LOB</b>	22



Batter	1	2	3	4	5	6	7	8	9	AB	R	H	RBI	BB	SO	LOB	BOTTOM				
<b>Mookie Wilson, S</b> OBP: 0.340, SLG: 0.388 (1, 8)	0-3 K		0-0 SH1-4 SF8 1B		0-0 2B			0-3 K		4	1	2	0	0	2	0	<b>Cincinnati Reds @ New York Mets</b> Shea Stadium, Flushing, NY Thu Jun 11 1981, 7:05 PM EDT Att. 18,612 - Unknown  <a href="http://livebaseballscorecards.com">livebaseballscorecards.com</a>  <b>AB 31</b> <b>R 2</b> <b>H 6</b> <b>RBI 2</b> <b>BB 1</b> <b>SO 7</b> <b>LOB 10</b>  				
<b>Bob Bailor, R</b> OBP: 0.333, SLG: 0.296 (1, 6)	0-0 F9		0-0 SH1-4 1-3		0-0 P4			0-0 1B		3	0	1	0	0	0	1					
<b>Ellis Valentine, R</b> OBP: 0.248, SLG: 0.333 (1, 9)	0-0 6-3		0-0 SF8 3-H		0-3 K			0-0 P5		3	0	0	1	0	1	2					
<b>Dave Kingman, R</b> OBP: 0.346, SLG: 0.497 (1, 7)		0-0 HR	4-0 S BB		0-3 K2-3			0-0 5-3		3	1	1	1	1	1	1					
<b>Rusty Staub, L</b> OBP: 0.384, SLG: 0.416 (1, 3)		0-0 1B 1B	0-0 F9 1-2		0-0 G3			0-0 P4		4	0	1	0	0	0	1					
<b>Mike Cubbage, L</b> OBP: 0.300, SLG: 0.265 (1, 5)		0-0 F9		0-0 F9		0-0 L3		0-0 F8		4	0	0	0	0	0	1					
<b>Alex Trevino, R</b> OBP: 0.345, SLG: 0.288 (1, 2)		0-0 1-2 1B		0-3 K			0-0 F9		0-0 6-3	4	0	1	0	0	1	0					
<b>Doug Flynn, R</b> OBP: 0.272, SLG: 0.341 (1, 4)		0-0 F9		0-0 F4			0-3 K			3	0	0	0	0	1	2					
<b>Pat Zachry, R</b> OBP: 0.240, SLG: 0.217 <b>Ron Hodges, L</b> OBP: 0.421, SLG: 0.556 <b>Ray Searage, L</b> (8, 1)		0-3 K		0-0 F8			0-0 L6			2	0	0	0	0	1	2					
										1	0	0	0	0	0	0					
										0	0	0	0	0	0	0					
<b>Inning Stats</b>	R: 0 E: 0 K: 1 S: 5	H: 0 LOB: 0 BB: 0 P: 5	R: 1 E: 0 K: 1 S: 8	H: 3 LOB: 2 BB: 0 P: 8	R: 1 E: 0 K: 0 S: 4	H: 1 LOB: 1 BB: 1 P: 8	R: 0 E: 0 K: 1 S: 5	H: 0 LOB: 0 BB: 0 P: 5	R: 0 E: 0 K: 1 S: 6	H: 1 LOB: 1 BB: 0 P: 6	R: 0 E: 0 K: 1 S: 5	H: 0 LOB: 0 BB: 0 P: 5	R: 0 E: 0 K: 1 S: 6	H: 1 LOB: 1 BB: 0 P: 6	R: 0 E: 0 K: 0 S: 3	H: 0 LOB: 0 BB: 0 P: 3	1B: 4 2B: 1 3B: 0 HR: 1	SF: 1 SAC: 1 DP: 0 HBP: 0	WP: 0 PB: 0 SB: 2 CS: 0	PA: 34	
<b>PITCHER</b> <b>Tom Seaver, R</b> ERA: 2.06 (1, 1)	IP 9.0	WLS W	BF 34	H 6	R 2	ER 2	SO 7	BB 1	IBB 0	HBP 0	BLK 0	WP 0	HR 1	S 47	P 51	ERA 2.00	WHIP 0.778				
	<b>PITCHER</b> IP WLS BF H R ER SO BB IBB HBP BLK WP HR S P ERA WHIP IP WLS BF H R ER SO BB IBB HBP BLK WP HR S P ERA WHIP																				

Batter	1	2	3	4	5	6	7	8	9	10	11	12	13	AB	R	H	RBI	BB	SO	LOB	TOP									
Mookie Wilson, S (1, 8) OBP: 0.333, SLG: 0.379	4-3			SH3-1 S BLK 1B		K2-3		L7			E3 F8 S HR	FC6 1-2f		6	2	1	0	0	1	1										
Frank Taveras, R (1, 6) OBP: 0.279, SLG: 0.313 Rusty Staub, L (11, PH) OBP: 0.390, SLG: 0.416 Bob Bailor, R (11, PR) OBP: 0.328, SLG: 0.291 (11, 6)	5-3			SH3-1 1-3		WP S 1B		K			4-0 1-2 HR IBB		F4	3	0	1	0	0	1	0										
Lee Mazzilli, S (1, 7) OBP: 0.322, SLG: 0.317 Joel Youngblood, R (11, PH) OBP: 0.407, SLG: 0.562 (11, 7)	K			K 3-H		K 1-3		K		G3	0-0 2-3		F8	4	0	0	0	0	3	1										
Dave Kingman, R (1, 3) OBP: 0.353, SLG: 0.508 Neil Allen, R (11, 1) OBP: 0.500, SLG: 1.500 Ray Seearage, L (11, 1) Dyar Miller, R (11, 1) OBP: 0.333, SLG: 0.333 Ron Hodges, L (13, PH) OBP: 0.450, SLG: 0.556 Greg Harris, S (13, 1)	F8			5-3		G3		G3		F7	0-0 1-H 3-H HR		1B FC6-4 IBB	5	1	1	3	0	0	1										
Ellis Valentine, R (1, 9) OBP: 0.243, SLG: 0.323	L7			L7		K		P5		F9	0-0 3-H		P4	6	0	1	1	0	1	1										
Hubie Brooks, R (1, 5) OBP: 0.324, SLG: 0.349	F8			F8		E4 S		4-3		F9	0-0		F8 SH1-4 1B	6	1	1	1	0	0	1										
John Stearns, R (1, 2) OBP: 0.324, SLG: 0.320				6-3		6-3		4-3 1B		F8	0-0		SH1-4 1-2	5	0	1	0	0	0	2										
Doug Flynn, R (1, 4) OBP: 0.270, SLG: 0.333				F9		IBB		F7		F9	0-0		F8 2-3	4	0	0	0	1	0	2										
Mike Scott, R (1, 1) OBP: 0.148, SLG: 0.043 Mike Cabbage, L (8, PH) OBP: 0.293, SLG: 0.257 Pete Falcone, L (8, 1) Mike Jorgensen, L (11, PH) OBP: 0.313, SLG: 0.438 (11, 3)				K		1-3		F7		P6	0-0 3-H		FC6 1B	2	0	0	0	0	1	2										
Inning Stats	R: 0 E: 0 K: 1 S: 5	H: 0 LOB: 0 BB: 0 P: 5	R: 0 E: 0 K: 0 S: 3	H: 0 LOB: 0 BB: 0 P: 3	R: 0 E: 0 K: 1 S: 5	H: 0 LOB: 0 BB: 0 P: 5	R: 1 E: 0 K: 1 S: 6	H: 1 LOB: 0 BB: 0 P: 6	R: 0 E: 0 K: 1 S: 6	H: 0 LOB: 2 BB: 1 P: 10	R: 0 E: 0 K: 2 S: 8	H: 1 LOB: 1 BB: 0 P: 8	R: 0 E: 0 K: 0 S: 4	H: 1 LOB: 1 BB: 0 P: 4	R: 0 E: 0 K: 1 S: 5	H: 0 LOB: 0 BB: 0 P: 5	R: 0 E: 0 K: 0 S: 3	H: 0 LOB: 0 BB: 0 P: 3	R: 0 E: 0 K: 0 S: 3	H: 0 LOB: 0 BB: 0 P: 3	R: 3 E: 1 K: 0 S: 5	H: 1 LOB: 1 BB: 1 P: 9	R: 1 E: 0 K: 0 S: 5	H: 2 LOB: 1 BB: 0 P: 5	R: 2 E: 0 K: 0 S: 5	H: 2 LOB: 1 BB: 1 P: 9	1B: 6 2B: 1 3B: 0 HR: 1	SF: 0 SAC: 2 DP: 0 HBP: 0	WP: 1 PB: 0 SB: 4 CS: 0	PA: 52
PITCHER	IP	WLS	BF	H	R	ER	SO	BB	IBB	HBP	BLK	WP	HR	S	P	ERA	WHIP													
Mike Krukow, R (1, 1) ERA: 4.95	6.0		22	2	1	1	6	0	1	0	1	1	0	3	37	1.50	0.333													
Bill Caudill, R (7, 1) ERA: 5.21	2.0		7	1	0	0	1	0	0	0	0	0	0	9	9	0.00	0.500													
Dick Tidrow, R (9, 1) ERA: 5.21	2.0		6	0	0	0	0	0	0	0	0	0	0	6	6	0.00	0.000													
Lee Smith, R (11, 1) ERA: 4.09	0.1		3	0	2	1	0	0	1	0	0	0	0	2	6	27.00	0.000													
Doug Capilla, L (11, 1) ERA: 3.9	0.1		1	0	0	0	0	0	0	0	0	0	0	1	1	0.00	0.000													
PITCHER	IP	WLS	BF	H	R	ER	SO	BB	IBB	HBP	BLK	WP	HR	S	P	ERA	WHIP													
Rawly Eastwick, R (11, 1) ERA: 2.61	0.1			1	1	0	0	0	0	0	0	0	0	1	2	0.00	3.000													
Lynn McGlothen, R (12, 1) ERA: 4.77	1.1	L	9	4	3	3	0	0	1	0	0	0	0	8	12	20.25	3.000													
Mike Griffin, R (13, 1) ERA: 1.8	0.2		2	0	0	0	0	0	0	0	0	0	0	2	2	0.00	0.000													

New York Mets @ Chicago Cubs  
Wrigley Field, Chicago, IL

Mon Aug 10 1981, 3:33 AM CDT  
Att. 7,551 - Cloudy - 74 F

livebaseballscorecards.com

AB 47  
R 7  
H 8  
RBI 6  
BB 3  
SO 7  
LOB 13





Batter	1	2	3	4	5	6	7	8	9	10	11	12	13
Ivan De Jesus, R OBP: 0.261, SLG: 0.180 (1, 6)	0-0 6-3		0-0 F4-3			0-0 6-3			0-0 L7		0-0 1B 2B BB	0-0 F8	
Steve Dillard, R OBP: 0.299, SLG: 0.346 (1, 4)	0-3 K			0-0 F4-3 1B			0-0 F8		0-0 L8		0-0 F8	0-0 F9	
Mike Lum, L OBP: 0.293, SLG: 0.297 (11, PH) (12, 7)													
Bill Buckner, L OBP: 0.349, SLG: 0.481 (1, 3)	0-3 K			0-0 F4-3 1-2			0-0 HR		0-0 F9		0-0 F8		0-0 F5-4-3 E 1B
Leon Durham, L OBP: 0.353, SLG: 0.479 (1, 9)		0-0 G3		0-0 6-3			0-0 F7			0-0 SH5-4 1B	0-0 2B 1B		0-0 FC3 F5-4-3 1-2
Bobby Bonds, R OBP: 0.200, SLG: 0.400 (1, 8)		0-0 F7			0-0 P5		0-0 L6			0-0 SH5-4 1-2	0-0 1H 2B		0-0 F5-4-3 1-2 2-3
Jerry Morales, R OBP: 0.361, SLG: 0.343 (1, 7)		0-0 F8			0-0 6-3			0-0 F8		0-0 5-3	0-0 HBP		0-0 BB
Lynn McGlothen, L OBP: 0.083, SLG: 0.167 (12, 1)													
Mike Griffin, R (13, 1)													
Randy Martz, L OBP: 0.286, SLG: 0.167 (13, PH)													
Willie Hernandez, L (13, PR)													
Ken Reitz, R OBP: 0.270, SLG: 0.302 (1, 5)			0-0 F9		0-3 K			0-0 F8		0-0 IBB	0-0 F7		0-0 F8
Jody Davis, R OBP: 0.327, SLG: 0.348 (1, 2)			0-0 SH1-4 1B			0-0 6-3		0-0 FC5-4 BB		0-0 L5		0-0 1B 2B	
Lee Smith, R (11, 1)													
Doug Capilla, L (11, 1)													
Rawly Eastwick, R (11, 1)													
Tye Waller, R OBP: 0.400, SLG: 0.800 (12, 4)			0-0 SH1-4 1B			0-0 6-3		0-0 FC5-4 1-2			0-0 F8 BB PB 1B	0-0 2H 1B	
Mike Krukow, R OBP: 0.250, SLG: 0.300 (6, PH)													
Hector Cruz, R OBP: 0.298, SLG: 0.573 (7, 1)													
Bill Caudill, R OBP: 0.207, SLG: 0.154 (8, PH)													
Mike Tyson, R OBP: 0.259, SLG: 0.321 (9, 1)													
Dick Tidrow, R (9, 1)													
Tim Blackwell, S OBP: 0.339, SLG: 0.354 (11, 2)			1-2										

AB	R	H	RBI	BB	SO	LOB
5	1	0	0	1	0	1
4	0	1	0	0	1	0
2	0	0	0	0	0	2
6	1	2	1	0	1	2
6	1	2	0	0	0	1
5	0	1	2	0	0	2
4	0	0	0	0	0	1
0	0	0	0	0	0	0
0	0	0	0	0	0	0
0	0	0	0	1	0	0
0	0	0	0	0	0	0
5	0	0	0	1	1	4
3	0	1	0	1	0	2
0	0	0	0	0	0	0
0	0	0	0	0	0	0
0	0	0	0	0	0	0
1	0	0	0	0	0	1
0	0	0	0	0	0	0
2	1	2	1	0	0	0

AB	R	H	RBI	BB	SO	LOB
45	5	10	4	4	3	16

WP	PA
0	52



**New York Mets @ Chicago Cubs**  
 Wrigley Field, Chicago, IL  
 Mon Aug 10 1981, 3:33 AM CDT  
 Att: 7,551 - Cloudy - 74 F

Inning Stats	R	H	ER	SO	BB	IBB	HBP	BLK	WP	HR	S	P	ERA	WHIP										
R: 0 E: 0 K: 2 S: 7	H: 0 LOB: 0 BB: 0 P: 7	R: 0 E: 0 K: 0 S: 3	H: 0 LOB: 0 BB: 0 P: 3	R: 0 E: 0 K: 0 S: 4	H: 1 LOB: 1 BB: 0 P: 4	R: 0 E: 0 K: 0 S: 3	H: 1 LOB: 0 BB: 0 P: 3	R: 0 E: 0 K: 0 S: 5	H: 0 LOB: 0 BB: 0 P: 5	R: 1 E: 0 K: 0 S: 4	H: 1 LOB: 0 BB: 0 P: 4	R: 0 E: 0 K: 0 S: 3	H: 0 LOB: 1 BB: 1 P: 7	R: 0 E: 0 K: 0 S: 3	H: 1 LOB: 2 BB: 1 P: 8	R: 3 E: 0 K: 0 S: 6	H: 3 LOB: 2 BB: 1 P: 11	R: 1 E: 0 K: 0 S: 4	H: 2 LOB: 0 BB: 0 P: 4	R: 0 E: 1 K: 0 S: 4	H: 1 LOB: 2 BB: 1 P: 8	1B: 7 2B: 2 3B: 0 HR: 1	SF: 0 SAC: 2 DP: 1 HBP: 1	WP: 0 PB: 1 SB: 0 CS: 0

PITCHER	IP	WLS	BF	H	R	ER	SO	BB	IBB	HBP	BLK	WP	HR	S	P	ERA	WHIP
Mike Scott, R ERA: 3.97 (1, 1)	7.0		23	3	1	1	3	0	0	0	0	0	1	29	29	1.29	0.429
Pete Falcone, L ERA: 2.85 (8, 1)	3.0		12	1	0	0	0	1	1	0	0	0	0	10	18	0.00	0.667
Neil Allen, R ERA: 3.55 (11, 1)	0.2		4	1	2	2	0	1	0	0	0	0	0	3	7	27.00	3.000
Ray Searage, L ERA: 4.5 (11, 1)	0.0		1	1	0	0	0	0	0	0	0	0	0	1	1	∞	∞
Dyar Miller, R ERA: 3.19 (11, 1)	1.1	W	7	3	2	2	0	0	0	1	0	0	0	6	7	13.50	2.250

PITCHER	IP	WLS	BF	H	R	ER	SO	BB	IBB	HBP	BLK	WP	HR	S	P	ERA	WHIP
Greg Harris, R ERA: 4.03 (13, 1)	1.0		5	1	0	0	0	1	0	0	0	0	0	4	8	0.00	2.000

**New York Mets @ Chicago Cubs**  
 Wrigley Field, Chicago, IL  
 Tue Aug 11 1981, 3:33 AM CDT  
 Att. 10,250 - Sunny - 75 F

[livebaseballscorecards.com](http://livebaseballscorecards.com)

<b>AB</b>	<b>37</b>
<b>R</b>	<b>4</b>
<b>H</b>	<b>13</b>
<b>RBI</b>	<b>4</b>
<b>BB</b>	<b>5</b>
<b>SO</b>	<b>4</b>
<b>LOB</b>	<b>17</b>



WP: 0	PA: 43
PB: 0	
SB: 1	
CS: 0	

Batter	1	2	3	4	5	6	7	8	9	AB	R	H	RBI	BB	SO	LOB
Mookie Wilson, S OBP: 0.342, SLG: 0.389 (1, 8)	0-0 F8		0-0 F8		0-0 1B		0-0 2B	4-0 FC6-4 BB		4	0	2	0	1	0	0
Frank Taveras, R OBP: 0.283, SLG: 0.315 (1, 6)	0-0 5-3		0-0 1B		0-0 1B		0-0 P4	0-0 FC6-4		5	1	2	0	0	0	4
Joel Youngblood, R OBP: 0.407, SLG: 0.552 (1, 7)	0-0 1B		0-0 5-3		4-0 1B		0-3 K		0-0 F8	4	0	1	0	1	1	2
Dave Kingman, R OBP: 0.349, SLG: 0.503 (1, 3)	4-0 1B		0-3 K		0-0 1B			4-0 1B	0-0 P6	3	1	1	1	2	1	1
Mike Jorgensen, L OBP: 0.313, SLG: 0.438 (9, 3)	1-2 BB				1-3 2-H			4-0 1B	0-0 P6	0	0	0	0	0	0	0
Ellis Valentine, R OBP: 0.250, SLG: 0.320 (1, 9)	0-0 FC6-4				0-0 F7			0-0 1B	4-0 2B	4	2	1	0	1	0	4
Hubie Brooks, R OBP: 0.326, SLG: 0.358 (1, 5)		0-0 1B			0-0 P2			0-0 1B	0-0 2B	4	0	2	2	0	0	0
John Stearns, R OBP: 0.326, SLG: 0.323 (1, 2)		0-0 1B			0-0 1B			0-0 1B	0-0 L8	5	0	2	0	0	0	2
Doug Flynn, R OBP: 0.269, SLG: 0.332 (1, 4)		0-0 1B			0-0 F1-3			0-0 1B		4	0	1	1	0	0	3
Pat Zachry, R OBP: 0.222, SLG: 0.200 (1, 1)		0-3 K			0-3 K			0-0 F8		2	0	0	0	0	2	1
Pete Falcone, L OBP: 0.320, SLG: 0.315 (6, 1)									0-0 1B	0	0	0	0	0	0	0
Lee Mazzilli, S OBP: 0.320, SLG: 0.315 (7, PH)										1	0	0	0	0	0	0
Ray Searage, L OBP: 1.000, SLG: 1.000 (7, 1)										1	0	1	0	0	0	0
Neil Allen, R OBP: 0.500, SLG: 1.500 (9, 1)										0	0	0	0	0	0	0
Alex Trevino, R OBP: 0.345, SLG: 0.288 (9, 2)										0	0	0	0	0	0	0

Inning Stats	R: 0	H: 1	E: 0	LOB: 2	K: 0	S: 4	P: 8	R: 0	H: 2	E: 0	LOB: 1	K: 1	BB: 0	S: 6	P: 6	R: 0	H: 1	E: 0	LOB: 1	K: 0	BB: 0	S: 6	P: 6	R: 0	H: 1	E: 0	LOB: 1	K: 0	BB: 0	S: 4	P: 4	R: 1	H: 3	E: 0	LOB: 2	K: 1	BB: 1	S: 7	P: 11	R: 0	H: 0	E: 0	LOB: 0	K: 0	BB: 0	S: 3	P: 3	R: 0	H: 1	E: 0	LOB: 1	K: 1	BB: 0	S: 6	P: 6	R: 2	H: 3	E: 0	LOB: 3	K: 0	BB: 2	S: 6	P: 14	R: 1	H: 1	E: 0	LOB: 1	K: 0	BB: 1	S: 4	P: 8	1B: 11	SF: 1	2B: 2	SAC: 0	3B: 0	DP: 1	HR: 0	HBP: 0	WP: 0	PA: 43
--------------	------	------	------	--------	------	------	------	------	------	------	--------	------	-------	------	------	------	------	------	--------	------	-------	------	------	------	------	------	--------	------	-------	------	------	------	------	------	--------	------	-------	------	-------	------	------	------	--------	------	-------	------	------	------	------	------	--------	------	-------	------	------	------	------	------	--------	------	-------	------	-------	------	------	------	--------	------	-------	------	------	--------	-------	-------	--------	-------	-------	-------	--------	-------	--------

PITCHER	IP	WLS	BF	H	R	ER	SO	BB	IBB	HBP	BLK	WP	HR	S	P	ERA	WHIP
Randy Martz, R ERA: 4.31 (1, 1)	4.2		22	8	1	1	3	2	0	0	0	0	0	26	34	1.93	2.143
Lee Smith, R ERA: 4.15 (5, 1)	2.1	L	10	2	2	2	1	1	0	0	0	0	0	11	15	7.71	1.286
Dick Tidrow, R ERA: 4.03 (8, 1)	0.2		4	2	0	0	0	0	0	0	0	0	0	4	4	0.00	3.000
Doug Capilla, L ERA: 2.23 (8, 1)	0.0		1	0	0	0	0	1	0	0	0	0	0	4	∞	∞	∞
Mike Griffin, R ERA: 2.84 (8, 1)	1.1		6	1	1	1	0	1	0	0	0	0	0	5	9	6.75	1.500

BOTTOM

New York Mets @ Chicago Cubs  
Wrigley Field, Chicago, IL  
Tue Aug 11 1981, 3:33 AM CDT  
Att. 10,250 - Sunny - 75 F

livebaseballscorecards.com

AB 29  
R 2  
H 10  
RBI 2  
BB 2  
SO 3  
LOB 11



WP: 0 PA: 35  
PB: 0  
SB: 0  
CS: 1

AB R H RBI BB SO LOB

2 0 2 2 1 0 0

3 0 1 0 0 0 2

4 0 0 0 0 0 2

3 0 2 0 0 0 0

1 0 0 0 0 1 1

3 0 1 0 1 1 1

4 0 1 0 0 0 2

4 0 2 0 0 0 1

0 0 0 0 0 0 0

3 2 1 0 0 0 1

1 0 0 0 0 0 1

0 0 0 0 0 0 0

1 0 0 0 0 1 0

0 0 0 0 0 0 0

0 0 0 0 0 0 0

1B: 9 SF: 1  
2B: 1 SAC: 3  
3B: 0 DP: 3  
HR: 0 HBP: 0

Batter	1	2	3	4	5	6	7	8	9
Ivan De Jesus, R (1, 6) OBP: 0.269, SLG: 0.188	0-0 1B F1-5-4-3		0-0 SF8		0-0 1B 2-H			4-0 SH2-4 BB	
Steve Henderson, R (1, 7) OBP: 0.371, SLG: 0.421	0-0 1-2 F1-5-4-3		0-0 1B		0-0 5-3			0-0 SH2-4 1-2	
Bill Buckner, L (1, 3) OBP: 0.343, SLG: 0.472	0-0 1-6-3		0-0 G3				0-0 P6	0-0 F7	
Leon Durham, L (1, 9) OBP: 0.358, SLG: 0.482		0-0 L8		0-0 1B F5-4-3		0-0 1B CS		0-3 K	
Jerry Morales, R (7, 9) OBP: 0.358, SLG: 0.340									
Bobby Bonds, R (1, 8) OBP: 0.333, SLG: 0.375		0-3 K		0-0 1-2 F5-4-3		0-0 1-2 1B		4-0 BB F4-6-3	
Jody Davis, R (1, 2) OBP: 0.321, SLG: 0.340		0-0 1B		0-0 F8		0-0 F7		0-0 1-2 F4-6-3	
Ken Reitz, R (1, 5) OBP: 0.275, SLG: 0.307		0-0 P2			0-0 1B FC6-4		0-0 L7	0-0 1B	
Tye Waller, R (9, PR) OBP: 0.400, SLG: 0.800									
Steve Dillard, R (1, 4) OBP: 0.300, SLG: 0.357			0-0 SH1-4 SF8 2B		0-0 1-2 FC6-4 SH2-4 1B		0-0 F8	0-0 P3	
Mike Lum, L (9, PH) OBP: 0.286, SLG: 0.289									
Randy Martz, L (1, 1) OBP: 0.286, SLG: 0.167			0-0 SH1-4		0-0 SH2-4		0-3 K		
Lee Smith, R (5, 1)									
Dick Tidrow, R (8, 1)									
Doug Capilla, L (8, 1)									
Mike Griffin, R (8, 1)			2-3						

Inning Stats	R: 0 E: 0 K: 0 S: 3	H: 1 LOB: 0 BB: 0 P: 3	R: 0 E: 0 K: 1 S: 6	H: 1 LOB: 1 BB: 0 P: 6	R: 1 E: 0 K: 0 S: 5	H: 2 LOB: 1 BB: 0 P: 5	R: 0 E: 0 K: 0 S: 3	H: 1 LOB: 0 BB: 0 P: 3	R: 1 E: 0 K: 0 S: 5	H: 2 LOB: 1 BB: 0 P: 5	R: 0 E: 0 K: 0 S: 4	H: 2 LOB: 1 BB: 0 P: 4	R: 0 E: 0 K: 1 S: 5	H: 0 LOB: 0 BB: 0 P: 5	R: 0 E: 0 K: 1 S: 5	H: 0 LOB: 1 BB: 1 P: 9	R: 0 E: 0 K: 0 S: 3	H: 1 LOB: 1 BB: 1 P: 7	1B: 9 2B: 1 3B: 0 HR: 0	SF: 1 SAC: 3 DP: 3 HBP: 0
--------------	------------------------------	---------------------------------	------------------------------	---------------------------------	------------------------------	---------------------------------	------------------------------	---------------------------------	------------------------------	---------------------------------	------------------------------	---------------------------------	------------------------------	---------------------------------	------------------------------	---------------------------------	------------------------------	---------------------------------	----------------------------------	------------------------------------

PITCHER	IP	WLS	BF	H	R	ER	SO	BB	IBB	HBP	BLK	WP	HR	S	P	ERA	WHIP
Pat Zachry, R (1, 1) ERA: 4.13	5.0		20	7	2	2	1	0	0	0	0	0	0	22	22	3.60	1.400
Pete Falcone, L (6, 1) ERA: 2.79	1.0		4	2	0	0	0	0	0	0	0	0	0	4	4	0.00	2.000
Ray Searge, L (7, 1) ERA: 2.25	2.0	W	8	0	0	0	2	2	0	0	0	0	0	10	18	0.00	1.000
Neil Allen, R (9, 1) ERA: 3.44	1.0	S	3	1	0	0	0	0	0	0	0	0	0	3	3	0.00	1.000

Batter	1	2	3	4	5	6	7	8	9	10	AB R H RBI BB SO LOB	TOP										
Mookie Wilson, S <small>OBP: 0.353, SLG: 0.388</small> (1, 8) X	0-0 CS 1B		4-0 CS BB		0-0 L9		4-0 SF7 1B IBB		0-0 L8	4-0 IBB	3 0 1 0 3 0 1	<b>New York Mets @ Chicago Cubs</b> Wrigley Field, Chicago, IL Wed Aug 12 1981, 3:33 AM CDT Att. 8,372 - Sunny - 78 F										
Frank Taveras, R <small>OBP: 0.285, SLG: 0.312</small> (1, 6) B	4-0 HBP BB		0-0 CS	0-3 K		0-0 6-3	0-0 E 1B		0-0 P2	0-0 G3	5 0 1 0 1 1 2											
Joel Youngblood, R <small>OBP: 0.406, SLG: 0.547</small> (1, 7) H	1-0 G5-4-3 HBP			0-3 K		0-0 L7-4 BB 1B	0-0 SF7		0-0 L7		3 0 1 1 0 1 0											
Dave Kingman, R <small>OBP: 0.359, SLG: 0.516</small> (1, 3) X	0-0 G5-4-3			0-0 FC5-4 1B		4-0 BB	4-0 FC6-4 IBB			0-0 3B 3B	3 1 2 0 2 0 2											
Ellis Valentine, R <small>OBP: 0.248, SLG: 0.333</small> (1, 9)		0-3 K		0-0 FC5-4		0-0 L7-4	0-0 FC6-4			0-0 3B 1B 3B	5 1 1 1 0 1 6											
Hubie Brooks, R <small>OBP: 0.338, SLG: 0.383</small> (1, 5)		0-0 G3			0-0 HR		0-0 WP 2B 1B	4-0 SH3-4 BB		0-0 PB 1B 1B	4 3 3 2 1 0 0											
John Stearns, R <small>OBP: 0.317, SLG: 0.313</small> (1, 2)		0-0 F8			0-0 4-3		0-0 F9	0-0 SH3-4		0-0 F9	4 0 0 0 0 0 2											
Doug Flynn, R <small>OBP: 0.267, SLG: 0.328</small> Rusty Staub, L <small>OBP: 0.396, SLG: 0.422</small> Alex Trevino, R <small>OBP: 0.347, SLG: 0.292</small> (7, 4)			0-0 F9		0-0 F5-3		0-0 WP 2B 1B	0-0 L9		0-0 SH1-4 1B	2 0 0 0 0 0 0 1 0 1 0 0 0 0 2 1 1 1 0 0 1											
Ed Lynch, R <small>OBP: 0.273, SLG: 0.222</small> Mike Cubbage, L <small>OBP: 0.253, SLG: 0.257</small> Lee Mazzilli, S <small>OBP: 0.323, SLG: 0.325</small> Terry Leach, R <small>OBP: 0.310, SLG: 0.432</small> Mike Jorgensen, L <small>OBP: 0.310, SLG: 0.432</small> Neil Alien, R <small>OBP: 0.500, SLG: 1.500</small> (8, 1)			0-3 K		4-0 BB		0-0 1B SF7 2B	0-0 F7		0-0 SH1-4	1 0 0 0 1 1 0 0 0 0 0 0 0 0 1 1 1 2 0 0 0 0 0 0 0 0 0 0 1 0 0 0 0 0 1 0 0 0 0 0 0 0											
<b>Inning Stats</b>	R: 0 E: 0 K: 0 S: 2	H: 1 LOB: 1 BB: 1 P: 7	R: 0 E: 0 K: 1 S: 5	H: 0 LOB: 0 BB: 0 P: 5	R: 0 E: 0 K: 1 S: 4	H: 0 LOB: 0 BB: 1 P: 8	R: 0 E: 0 K: 2 S: 8	H: 1 LOB: 1 BB: 0 P: 8	R: 1 E: 0 K: 0 S: 4	H: 1 LOB: 1 BB: 1 P: 8	R: 3 E: 1 K: 0 S: 7		H: 4 LOB: 3 BB: 2 P: 15	R: 0 E: 0 K: 0 S: 3	H: 0 LOB: 1 BB: 1 P: 7	R: 0 E: 0 K: 0 S: 3	H: 0 LOB: 0 BB: 0 P: 3	R: 3 E: 0 K: 0 S: 7	H: 4 LOB: 2 BB: 1 P: 11	1B: 8 2B: 2 3B: 2 HR: 1	SF: 1 SAC: 2 DP: 2 HBP: 1	WP: 1 PB: 1 SB: 0 CS: 2
<b>PITCHER</b>	IP WLS BF H R ER SO BB IBB HBP BLK WP HR S P ERA WHIP	Ken Kravec, L <small>ERA: 6.56</small> (1, 1) Bill Caudill, R <small>ERA: 5.4</small> (6, 1) Doug Capilla, L <small>ERA: 2.51</small> (7, 1) Lee Smith, R <small>ERA: 4.08</small> (7, 1) Dick Tidrow, R <small>ERA: 4.24</small> (8, 1)	IP WLS BF H R ER SO BB IBB HBP BLK WP HR S P ERA WHIP	Rawly Eastwick, R <small>ERA: 2.53</small> (10, 1)	IP WLS BF H R ER SO BB IBB HBP BLK WP HR S P ERA WHIP																	

livebaseballscores.com



BOTTOM

New York Mets @ Chicago Cubs  
Wrigley Field, Chicago, IL  
Wed Aug 12 1981, 3:33 AM CDT  
Att: 8,372 - Sunny - 78 F

livebaseballscorecards.com

AB	35
R	4
H	6
RBI	3
BB	3
SO	7
LOB	6



WP:	0	PA:	38
PB:	0		
SB:	1		
CS:	1		

AB	R	H	RBI	BB	SO	LOB
4	1	1	0	1	0	0

4	0	1	0	0	2	1
0	0	0	0	0	0	0
0	0	0	0	0	0	0
1	0	0	0	0	0	0

3	0	0	0	1	0	0
---	---	---	---	---	---	---

3	1	1	1	1	2	0
---	---	---	---	---	---	---

4	0	0	0	0	1	3
---	---	---	---	---	---	---

4	0	1	0	0	0	0
---	---	---	---	---	---	---

3	0	1	0	0	0	0
1	1	0	0	0	1	0

4	0	0	0	0	0	2
---	---	---	---	---	---	---

1	0	0	0	0	0	0
1	0	0	0	0	1	0
0	0	0	0	0	0	0
0	0	0	0	0	0	0
2	1	1	2	0	0	0

1B:	4	SF:	0
2B:	0	SAC:	0
3B:	0	DP:	0
HR:	2	HBP:	0

Batter	1	2	3	4	5	6	7	8	9	10
Ivan De Jesus, R OBP: 0.272, SLG: 0.190 (1, 6)	F8		5-3			BLK 1B	BB			4-3
Steve Henderson, R OBP: 0.368, SLG: 0.416 Dick Tidrow, R Rawly Eastwick, R Jerry Morales, R OBP: 0.356, SLG: 0.338	6-3			K		BLK 1B	K			F9
Bill Buckner, L OBP: 0.342, SLG: 0.466	F4-3			F4-3		BLK IBB				4-3
Bobby Bonds, R OBP: 0.385, SLG: 0.636		HR		K		IBB				K
Hector Cruz, R OBP: 0.354, SLG: 0.547 (10, 5)		G3			6-3	K				5-3
Jody Davis, R OBP: 0.317, SLG: 0.333		F8			F4-3		CS 1B			F9
Ken Reitz, R OBP: 0.276, SLG: 0.307 Tye Waller, R OBP: 0.333, SLG: 0.667 (8, 5) (10, 4)		F8			F9		HR 1B			K
Steve Dillard, R OBP: 0.287, SLG: 0.341				F4-3		F8	P4			F8
Ken Kravec, L Bill Caudill, R Doug Capilla, L Lee Smith, R Mike Lum, L OBP: 0.295, SLG: 0.375 (8, 7)				F7		K	HR			6-3

Inning Stats	R: 0	H: 0	E: 0	K: 3	S: 3	R: 1	H: 1	E: 0	K: 0	S: 4	R: 0	H: 0	E: 0	K: 0	S: 3	R: 0	H: 0	E: 0	K: 2	S: 7	R: 0	H: 0	E: 0	K: 0	S: 3	R: 1	H: 2	E: 1	K: 2	S: 9	R: 2	H: 3	E: 0	K: 1	S: 7	R: 0	H: 0	E: 0	K: 1	S: 5	R: 0	H: 0	E: 0	K: 1	S: 5	R: 0	H: 0	E: 0	K: 1	S: 5	R: 0	H: 0	E: 0	K: 0	S: 3	1B: 4	SF: 0	2B: 0	3B: 0	HR: 2	WP: 0	PA: 38
--------------	------	------	------	------	------	------	------	------	------	------	------	------	------	------	------	------	------	------	------	------	------	------	------	------	------	------	------	------	------	------	------	------	------	------	------	------	------	------	------	------	------	------	------	------	------	------	------	------	------	------	------	------	------	------	------	-------	-------	-------	-------	-------	-------	--------

PITCHER	IP	WLS	BF	H	R	ER	SO	BB	IBB	HBP	BLK	WP	HR	S	P	ERA	WHIP
Ed Lynch, R ERA: 3.78 (1, 1)	6.0		23	3	2	2	4	0	2	0	1	0	1	29	37	3.00	0.500
Terry Leach, R ERA: 18.0 (7, 1)	1.0		6	3	2	2	1	1	0	0	0	0	1	7	11	18.00	4.000
Neil Allen, R ERA: 3.16 (8, 1)	3.0	W	9	0	0	0	2	0	0	0	0	0	0	13	13	0.00	0.000

Batter	1	2	3	4	5	6	7	8	9	AB R H RBI BB SO LOB	TOP											
Mookie Wilson, S (1, 8) OBP: 0.357, SLG: 0.397	0-0 4-3		0-0 FC5 1B		0-0 F7			0-0 2B		4 0 2 0 0 0 0												
Frank Taveras, R (1, 6) OBP: 0.284, SLG: 0.310	0-0 S 1B		0-0 FC5 FC5-4		0-0 6-3			0-3 K		4 0 1 0 0 1 3												
Joel Youngblood, R (1, 7) OBP: 0.396, SLG: 0.532	0-0 F8 1-2		0-0 FC5-4			0-0 L8		0-0 F8		4 0 0 0 0 0 4												
Dave Kingman, R (1, 3) OBP: 0.352, SLG: 0.505	0-0 1-3			0-0 P2		0-0 F8		0-0 L4		4 0 0 0 0 0 2												
Ellis Valentine, R (1, 9) OBP: 0.248, SLG: 0.330		0-0 F7		0-3 K		0-3 K			0-0 G4-6-3 1B	4 0 1 0 0 2 0												
Hubie Brooks, R (1, 5) OBP: 0.342, SLG: 0.401		0-0 4-3		0-0 HR			0-0 FC4-6 1B		0-3 K	4 1 2 1 0 1 1												
John Stearns, R (1, 2) OBP: 0.322, SLG: 0.314		4-0 CS BB		0-0 FC5-4 1B			0-0 FC4-6 1B		0-0 G4-6-3	3 0 1 0 1 0 2												
Doug Flynn, R (1, 4) OBP: 0.268, SLG: 0.328		0-0 CS 1-2	0-0 F6-3	0-0 FC5-4			0-0 G4-6-3 1B			3 0 1 0 0 0 1												
Greg Harris, S (1, 1) OBP: 0.091, SLG: 0.091			0-0 FC5 1B		0-0 4-3		0-0 G4-6-3			1 0 1 0 0 0 0												
Mike Cubbage, L (5, PH) OBP: 0.286, SLG: 0.250										1 0 0 0 0 0 0												
Ray Seavage, L (5, 1) OBP: 1.000, SLG: 1.000										0 0 0 0 0 0 0												
Rusty Staub, L (7, PH) OBP: 0.392, SLG: 0.418										1 0 0 0 0 0 2												
Dyar Miller, R (7, 1) OBP: 0.333, SLG: 0.333										0 0 0 0 0 0 0												
<b>Inning Stats</b>	R: 0 E: 0 K: 0 S: 4	H: 1 LOB: 1 BB: 0 P: 4	R: 0 E: 0 K: 0 S: 2	H: 0 LOB: 0 BB: 1 P: 6	R: 0 E: 0 K: 0 S: 5	H: 2 LOB: 2 BB: 0 P: 5	R: 1 E: 0 K: 1 S: 7	H: 2 LOB: 1 BB: 0 P: 7	R: 0 E: 0 K: 0 S: 3	H: 0 LOB: 0 BB: 0 P: 3	R: 0 E: 0 K: 1 S: 5	H: 0 LOB: 0 BB: 0 P: 5	R: 0 E: 0 K: 0 S: 4	H: 2 LOB: 1 BB: 0 P: 4	R: 0 E: 0 K: 1 S: 6	H: 1 LOB: 1 BB: 0 P: 6	R: 0 E: 0 K: 1 S: 5	H: 1 LOB: 0 BB: 0 P: 5	1B: 7 2B: 1 3B: 0 HR: 1	SF: 0 SAC: 0 DP: 2 HBP: 0	WP: 0 PB: 0 SB: 1 CS: 1	PA: 35
<b>PITCHER</b>	IP WLS BF H R ER SO BB IBB HBP BLK WP HR S P ERA WHIP																					
Doug Bird, R (1, 1) ERA: 2.62	5.0 W 20 5 1 1 1 1 1 0 0 0 0 1 21 25 1.80 1.200																					
Mike Griffin, R (6, 1) ERA: 1.74	4.0 S 14 4 0 0 3 0 0 0 0 0 0 0 20 20 0.00 1.000																					

**New York Mets @ Chicago Cubs**  
**Wrigley Field, Chicago, IL**  
 Thu Aug 13 1981, 3:33 AM CDT  
 Att. 7,412 - Sunny - 82 F

livebaseballscorecards.com

**AB 33**  
**R 1**  
**H 9**  
**RBI 1**  
**BB 1**  
**SO 4**  
**LOB 15**



Batter	1	2	3	4	5	6	7	8	9
Ivan De Jesus, R OBP: 0.271, SLG: 0.191 (1, 6)	0-0 5-3		0-0 6-3		0-0 F4		0-0 CS 1B		
Steve Henderson, R OBP: 0.377, SLG: 0.413 (1, 7)	0-0 5-3			4-0 1B HR BB	4-0 2B BB		4-0 1-2 BB		
Bill Buckner, L OBP: 0.336, SLG: 0.458 (1, 3)	0-0 P5			0-0 F4-3 1-2	0-0 L8		0-0 1-2 F3-6-4		
Bobby Bonds, R OBP: 0.500, SLG: 0.667 (1, 8)		1-0 F6-4-3 HBP BB		0-0 S HR 1B	4-0 2B BB			0-0 L6	
Tye Waller, R OBP: 0.286, SLG: 0.571 (8, 8)									
Hector Cruz, R OBP: 0.363, SLG: 0.557 (1, 9)		4-0 F6-4-3 BB		0-3 K	0-0 2B			0-3 K	
Mike Griffin, R (6, 1)									
Jody Davis, R OBP: 0.313, SLG: 0.379 (1, 2)		0-0 F6-4-3 1-2 2-3		0-0 2-H 3-H HR	0-3 K			0-3 K	
Ken Reitz, R OBP: 0.272, SLG: 0.302 (1, 5)		0-0 5-3		0-3 K		0-3 K			
Steve Dillard, R OBP: 0.289, SLG: 0.363 (1, 4)			0-0 F4-3		0-0 HR 3B	0-0 6-3			
Doug Bird, R (1, 1)			0-3 K		0-0 3-H HR	0-0 6-3			
Jerry Morales, R OBP: 0.358, SLG: 0.361 (5, PH) (6, 9)									

AB	R	H	RBI	BB	SO	LOB
4	0	1	0	0	0	0
1	2	0	0	3	0	0
4	0	0	0	0	0	3
1	1	1	0	1	0	0
1	0	0	0	0	0	0
2	0	1	1	1	1	2
1	0	0	0	0	1	0
4	1	1	3	0	2	4
3	0	0	0	0	2	1
3	1	1	0	0	0	0
1	0	0	0	0	1	0
2	1	1	2	0	0	0

**NEW YORK METS @ CHICAGO CUBS**  
Wrigley Field, Chicago, IL  
Thu Aug 13 1981, 3:33 AM CDT  
Att. 7,412 - Sunny - 82 F

AB	27
R	6
H	6
RBI	6
BB	5
SO	7
LOB	10



1B:	2	SF:	0	WP:	0	PA:	33
2B:	1	SAC:	0	PB:	0		
3B:	1	DP:	2	SB:	1		
HR:	2	HBP:	1	CS:	1		

Inning Stats	R	H	E	K	S	P	IP	WLS	BF	H	R	ER	SO	BB	IBB	HBP	BLK	WP	HR	S	P	ERA	WHIP
Greg Harris, R ERA: 4.36 (1, 1)	0	0	0	0	3	3	4.0	L	16	2	3	3	3	2	0	0	0	0	1	19	28	6.75	1.000
Ray Seavage, L ERA: 6.0 (5, 1)	0	0	0	0	2	2	2.0		11	3	3	3	2	2	0	0	0	0	1	13	21	13.50	2.500
Dyar Miller, R ERA: 3.0 (7, 1)	0	0	0	0	2	1	2.0		6	1	0	0	2	1	0	0	0	0	0	9	13	0.00	1.000

PITCHER	IP	WLS	BF	H	R	ER	SO	BB	IBB	HBP	BLK	WP	HR	S	P	ERA	WHIP
Greg Harris, R	4.0	L	16	2	3	3	3	2	0	0	0	0	1	19	28	6.75	1.000
Ray Seavage, L	2.0		11	3	3	3	2	2	0	0	0	0	1	13	21	13.50	2.500
Dyar Miller, R	2.0		6	1	0	0	2	1	0	0	0	0	0	9	13	0.00	1.000

Batter	1	2	3	4	5	6	7	8	9	AB R H RBI BB SO LOB	TOP		
<b>Pete Rose, S</b> (1, 3) OBP: 0.382, SLG: 0.420 <b>Del Unser, L</b> (9, 3) OBP: 0.368, SLG: 0.333	0-0 1B 1B		0-0 HR 1B	0-0 F7		0-0 SF8			0-0 F4-3	4 2 2 1 0 0 2 0 0 0 0 0 0 0			
<b>Bake McBride, L</b> (1, 9) OBP: 0.363, SLG: 0.424 <b>Mike Proly, R</b> (7, 1)	0-0 F8		0-0 F7		0-0 F5	0-0 F2			0-3 K	4 0 0 0 0 0 2 1 0 0 0 0 1 0			
<b>Mike Schmidt, R</b> (1, 5) OBP: 0.395, SLG: 0.624 <b>John Vukovich, R</b> (9, PR) (9, 5)	0-0 F3		0-0 HR 1-H		4-0 HR BB				4-0 BB	3 2 1 2 2 0 1 0 0 0 0 0 0 0			
<b>Gary Matthews, R</b> (1, 7) OBP: 0.382, SLG: 0.425	0-0 1B 1-3		0-3 K		4-0 HR BB				0-0 F9	4 2 2 0 1 1 1			
<b>Keith Moreland, R</b> (1, 2) OBP: 0.292, SLG: 0.448	0-0 1B 2-H 3-H		0-0 F8		0-0 HR 1-H 2-H				0-0 5-3	4 1 2 5 0 0 1			
<b>Garry Maddox, R</b> (1, 8) OBP: 0.311, SLG: 0.369	0-3 K				0-0 F8	0-0 F8			0-0 5-3	4 0 0 0 0 1 2			
<b>Manny Trillo, R</b> (1, 4) OBP: 0.330, SLG: 0.361		0-0 P5		4-0 SH1-4 1B BB		0-0 F4-3			0-0 F4-3	3 0 0 0 1 0 0			
<b>Larry Bowa, S</b> (1, 6) OBP: 0.311, SLG: 0.315		0-0 F7		0-0 SH1-4 1B		0-0 SH5-4 SF8 2B			0-0 F6-4-3 1B	4 1 3 0 0 0 0			
<b>Larry Christenson, R</b> (1, 1) OBP: 0.154, SLG: 0.125 <b>Dick Davis, R</b> (7, 9) OBP: 0.449, SLG: 0.492		0-3 K		0-0 SH1-4 1-2 2-3		0-0 SH5-4			0-0 F6-4-3 1-2	1 0 0 0 0 1 0 1 0 0 0 0 0 1			
<b>Inning Stats</b>	R: 2 E: 0 K: 1 S: 8 H: 3 LOB: 1 BB: 0 P: 8	R: 0 E: 0 K: 1 S: 5 H: 0 LOB: 0 BB: 0 P: 5	R: 2 E: 0 K: 1 S: 7 H: 2 LOB: 0 BB: 0 P: 7	R: 0 E: 0 K: 0 S: 4 H: 1 LOB: 2 BB: 1 P: 8	R: 3 E: 0 K: 0 S: 4 H: 1 LOB: 0 BB: 2 P: 12	R: 1 E: 0 K: 0 S: 4 H: 1 LOB: 0 BB: 0 P: 4	R: 0 E: 0 K: 0 S: 4 H: 1 LOB: 1 BB: 0 P: 4	R: 0 E: 0 K: 0 S: 3 H: 1 LOB: 0 BB: 0 P: 3	R: 0 E: 0 K: 1 S: 5 H: 0 LOB: 1 BB: 1 P: 9	1B: 6 2B: 2 3B: 0 HR: 2 SF: 1 SAC: 2 DP: 1 HBP: 0	WP: 0 PB: 0 SB: 0 CS: 0 PA: 40		
<b>PITCHER</b>	IP WLS BF H R ER SO BB IBB HBP BLK WP HR S P ERA WHIP											<b>PITCHER</b>	IP WLS BF H R ER SO BB IBB HBP BLK WP HR S P ERA WHIP
<b>Mike Scott, R</b> (1, 1) ERA: 4.5	5.0 L 25 7 7 7 3 3 0 0 0 0 0 2 28 40 12.60 2.000												
<b>Pete Falcone, L</b> (6, 1) ERA: 2.86	2.0 8 2 1 1 0 0 0 0 0 0 0 0 8 8 4.50 1.000												
<b>Ray Searage, L</b> (8, 1) ERA: 4.5	2.0 7 1 0 0 1 1 0 0 0 0 0 0 8 12 0.00 1.000												

Philadelphia Phillies @ New York Mets  
Shea Stadium, Flushing, NY  
Fri Aug 14 1981, 7:05 PM EDT  
Att: 34,136 - Unknown

livebaseballscorecards.com

AB 33  
R 8  
H 10  
RBI 8  
BB 4  
SO 4  
LOB 10





BOTTOM

Philadelphia Phillies @ New York Mets  
Shea Stadium, Flushing, NY

AB	32
R	4
H	6
RBI	4
BB	2
SO	10
LOB	11



WP:	0	PA:	34
PB:	0	SB:	1
CS:	1		

ERA	WHIP
-----	------

Fri Aug 14 1981, 7:05 PM EDT  
Att. 34,136 - Unknown

AB	R	H	RBI	BB	SO	LOB
4	1	2	1	0	1	0
4	0	0	0	0	3	2
2	0	1	1	0	0	0
1	0	0	0	1	0	0
4	1	1	1	0	1	2
3	0	0	0	1	1	1
4	1	1	0	0	2	2
4	1	1	1	0	0	2
3	0	0	0	0	1	1
1	0	0	0	0	1	0
1	0	0	0	0	0	1
0	0	0	0	0	0	0
1	0	0	0	0	0	0
0	0	0	0	0	0	0

Batter	1	2	3	4	5	6	7	8	9
Mookie Wilson, S OBP: 0.360, SLG: 0.400 (1, 8)	0-0 S 1B		0-3 K		0-0 3-H 1B			0-0 F8	
Frank Taveras, R OBP: 0.277, SLG: 0.302 (1, 6)	0-3 K 1-2			0-3 K	0-0 F2			0-3 K	
Joel Youngblood, R OBP: 0.398, SLG: 0.531 Lee Mazzilli, S OBP: 0.325, SLG: 0.324 (1, 7) (6, 7)	0-0 CS 2-H 1B			0-0 5-3		4-0 BB		0-0 G1	
Dave Kingman, R OBP: 0.351, SLG: 0.516 (1, 3)	0-3 K 1-2			0-0 HR		0-0 F8		0-0 5-3	
Ellis Valentine, R OBP: 0.248, SLG: 0.321 (1, 9)		0-0 1-3		0-0 F8		0-3 K		4-0 BB	
Hubie Brooks, R OBP: 0.340, SLG: 0.398 (1, 5)		0-3 K			0-0 2B 1B	0-3 K		0-0 E4 G6-4-3	
John Stearns, R OBP: 0.320, SLG: 0.319 (1, 2)		0-0 6-3			0-0 3-1 1B 2B		0-0 6-3	0-0 G6-4-3	
Doug Flynn, R OBP: 0.264, SLG: 0.323 (1, 4)			0-0 F6-3		0-3 K		0-0 F6-3		
Mike Scott, R OBP: 0.143, SLG: 0.042 Mike Cabbage, L OBP: 0.279, SLG: 0.243 Pete Falcone, L (5, PH) (6, 1)			0-3 K		0-0 3-1		0-0 4-3		
Ron Hodges, L OBP: 0.429, SLG: 0.526 Ray Searge, L OBP: 1.000, SLG: 1.000 (7, PH) (8, 1)					2-3				

Inning	R	H	E	K	S	R	H	E	K	S	R	H	E	K	S	R	H	E	K	S	R	H	E	K	S	R	H	E	K	S	R	H	E	K	S	R	H	E	K	S
1	1	2	0	2	8	0	0	0	1	5	0	0	0	2	7	0	0	0	1	6	2	3	0	1	0	8	0	0	0	0	11	0	0	0	3	5	0	0	0	7
2	0	0	0	1	8	0	0	0	0	5	0	0	0	0	7	0	0	0	0	6	0	0	0	0	0	0	0	0	0	0	0	0	0	0	0	0	0	0	0	0
3	0	0	0	2	8	0	0	0	1	5	0	0	0	2	7	0	0	0	1	6	0	3	0	1	0	8	0	0	0	0	11	0	0	0	3	5	0	0	0	7
4	0	0	0	1	8	0	0	0	0	5	0	0	0	1	6	0	0	0	0	6	0	0	0	0	0	0	0	0	0	0	0	0	0	0	0	0	0	0	0	0
5	0	0	0	2	8	0	0	0	1	5	0	0	0	2	7	0	0	0	1	6	0	3	0	1	0	8	0	0	0	0	11	0	0	0	3	5	0	0	0	7
6	0	0	0	2	8	0	0	0	1	5	0	0	0	2	7	0	0	0	1	6	0	0	0	0	0	0	0	0	0	0	0	0	0	0	0	0	0	0	0	0
7	0	0	0	0	8	0	0	0	0	5	0	0	0	0	5	0	0	0	0	6	0	0	0	0	0	0	0	0	0	0	0	0	0	0	0	0	0	0	0	0
8	0	0	0	1	8	0	0	0	0	5	0	0	0	0	5	0	0	0	0	6	0	0	0	0	0	0	0	0	0	0	0	0	0	0	0	0	0	0	0	0
9	0	0	0	1	8	0	0	0	0	5	0	0	0	0	5	0	0	0	0	6	0	0	0	0	0	0	0	0	0	0	0	0	0	0	0	0	0	0	0	0

PITCHER	IP	WLS	BF	H	R	ER	SO	BB	IBB	HBP	BLK	WP	HR	S	P	ERA	WHIP
Larry Christenson, R ERA: 4.02 (1, 1)	6.0	W	24	6	4	4	9	1	0	0	0	0	1	41	45	6.00	1.167
Mike Proly, R ERA: 3.21 (7, 1)	3.0	S	10	0	0	0	1	1	0	0	0	0	0	11	15	0.00	0.333

Batter	1	2	3	4	5	6	7	8	9	AB R H RBI BB SO LOB	TOP																	
<b>Pete Rose, S</b> (1, 3) OBP: 0.376, SLG: 0.413	0-0 F4-3		0-3 K			0-0 F7		0-0 FC6-4		4 0 0 0 0 1 1																		
<b>Greg Gross, L</b> (1, 7) OBP: 0.354, SLG: 0.358 <b>Gary Matthews, R</b> (6, PH) OBP: 0.379, SLG: 0.421	0-0 1-3		0-0 3-1			0-0 L6		0-0 F8	2 0 0 0 0 0 0 2 0 0 0 0 0 0																			
<b>Bake McBride, L</b> (1, 9) OBP: 0.347, SLG: 0.404	0-0 F8		0-0 6-3			0-0 3-1		0-0 F7	4 0 0 0 0 0 0																			
<b>Mike Schmidt, R</b> (1, 5) OBP: 0.389, SLG: 0.613		0-3 K		0-0 F8		0-0 F8		0-0 5-3	4 0 0 0 0 1 0																			
<b>Keith Moreland, R</b> (1, 2) OBP: 0.280, SLG: 0.429		0-0 F8		0-3 K		0-0 P6			3 0 0 0 0 1 0																			
<b>Garry Maddox, R</b> (1, 8) OBP: 0.307, SLG: 0.364		0-0 E6 1B		0-0 F4-3		0-0 1-3			3 1 0 0 0 0 0																			
<b>Manny Trillo, R</b> (1, 4) OBP: 0.340, SLG: 0.374		0-0 1B			0-0 CS		4-0 FC6-4 BB		2 0 2 0 1 0 0																			
<b>Larry Bowa, S</b> (1, 6) OBP: 0.312, SLG: 0.315		0-0 FC6-4 1B		0-0 F4-3		0-0 K		0-3 K	3 0 1 1 0 1 2																			
<b>Nino Espinosa, R</b> (1, 1) OBP: 0.158, SLG: 0.158 <b>Ron Reed, R</b> (7, 1) OBP: 0.333, SLG: 0.333 <b>Del Unser, L</b> (8, PH) OBP: 0.359, SLG: 0.323 <b>Tug McGraw, R</b> (8, 1)		0-0 FC6-4		0-3 K		0-3 K		0-3 K	2 0 0 0 0 1 2 0 0 0 0 0 0 0 1 0 0 0 0 1 1 0 0 0 0 0 0 0																			
<b>Inning Stats</b>	R: 0 E: 0 K: 0 S: 3	H: 0 LOB: 0 BB: 0 P: 3	R: 1 E: 1 K: 1 S: 8	H: 2 LOB: 2 BB: 0 P: 8	R: 0 E: 0 K: 1 S: 5	H: 0 LOB: 0 BB: 0 P: 5	R: 0 E: 0 K: 1 S: 5	H: 1 LOB: 0 BB: 0 P: 5	R: 0 E: 0 K: 0 S: 3	H: 0 LOB: 0 BB: 0 P: 3	R: 0 E: 0 K: 0 S: 7	H: 0 LOB: 1 BB: 1 P: 11	R: 0 E: 0 K: 0 S: 3	H: 0 LOB: 0 BB: 0 P: 3	1B: 2 2B: 1 3B: 0 HR: 0	SF: 0 SAC: 0 DP: 0 HBP: 0	WP: 0 PB: 0 SB: 0 CS: 1	PA: 31										
<b>PITCHER</b>	IP WLS BF H R ER SO BB IBB HBP BLK WP HR S P ERA WHIP																											
<b>Terry Leach, R</b> (1, 1) ERA: 3.0	5.0		18	3	1	0	4	0	0	0	0	0	0	26	26	0.00	0.600											
<b>Pete Falcone, L</b> (6, 1) ERA: 2.74	2.0	W	6	0	0	0	0	0	0	0	0	0	0	6	6	0.00	0.000											
<b>Neil Allen, R</b> (8, 1) ERA: 3.0	2.0	S	7	0	0	0	2	1	0	0	0	0	0	10	14	0.00	0.500											

Philadelphia Phillies @ New York Mets  
Shea Stadium, Flushing, NY  
Sat Aug 15 1981, 7:05 PM EDT  
Att: 14,309 - Unknown

AB	30
R	1
H	3
RBI	1
BB	1
SO	6
LOB	6



**BOTTOM**

**Philadelphia Phillies @ New York Mets**  
 Shea Stadium, Flushing, NY  
 Sat Aug 15 1981, 7:05 PM EDT  
 Att. 14,309 - Unknown

[livebaseballscorecards.com](http://livebaseballscorecards.com)

<b>AB</b>	<b>30</b>
<b>R</b>	<b>3</b>
<b>H</b>	<b>10</b>
<b>RBI</b>	<b>3</b>
<b>BB</b>	<b>3</b>
<b>SO</b>	<b>4</b>
<b>LOB</b>	<b>14</b>



WP: 0	PA: 36
PB: 0	SB: 1
CS: 1	

AB	R	H	RBI	BB	SO	LOB
3	0	2	0	1	0	0
3	0	0	0	1	0	1
4	0	1	0	0	1	2
4	0	2	0	0	0	0
4	1	2	0	0	0	3
4	1	2	1	0	1	2
3	1	1	1	1	0	2
3	0	0	0	0	1	3
1	0	0	0	0	0	0
1	0	0	0	0	1	1
0	0	0	0	0	0	0
0	0	0	1	0	0	0
0	0	0	0	0	0	0
1B: 6	SF: 1	WP: 0	PA: 36			
2B: 4	SAC: 1	PB: 0				
3B: 0	DP: 1	SB: 1				
HR: 0	HBP: 0	CS: 1				

Batter	1	2	3	4	5	6	7	8	9							
<b>Mookie Wilson, S</b> (1, 8) OBP: 0.369, SLG: 0.405	0-0 4-3 ①		4-0 CS BB			0-0 G4-6-3 1B	0-0 E S 1B									
<b>Frank Taveras, R</b> (1, 6) OBP: 0.277, SLG: 0.297	0-0 L6		0-0 CS 1-2	0-0 F8		0-0 G4-6-3 1-2f	4-0 1-3 BB									
<b>Hubie Brooks, R</b> (1, 5) OBP: 0.338, SLG: 0.400	0-0 L7			0-0 2-3		0-0 1B 2B	0-3 K									
<b>Dave Kingman, R</b> (1, 3) OBP: 0.353, SLG: 0.515		0-0 4-3 1B		0-0 F2		0-0 2-3 1B	0-0 F8									
<b>Ellis Valentine, R</b> (1, 9) OBP: 0.256, SLG: 0.336		0-0 4-3 1-2			0-0 2B 1B	0-0 1-3	0-0 2B									
<b>Lee Mazzilli, S</b> (1, 7) OBP: 0.329, SLG: 0.333		0-0 F7			0-0 F9 1-H 2B		0-0 2B 1B	0-3 K								
<b>John Stearns, R</b> (1, 2) OBP: 0.325, SLG: 0.326		0-0 6-3			0-0 F9 2-3		0-0 SH5-4 1-H SF8 2B	4-0 IBB								
<b>Doug Flynn, R</b> (1, 4) OBP: 0.260, SLG: 0.318			0-3 K		0-0 F4		0-0 SH5-4 2-3	0-0 F4-3								
<b>Terry Leach, R</b> (1, 1)			0-0 5-3			0-3 K	0-0 SF8 3-H									
<b>Mike Jorgensen, L</b> (5, PH) OBP: 0.306, SLG: 0.427																
<b>Pete Falcone, L</b> (6, 1)																
<b>Rusty Staub, L</b> (7, PH) OBP: 0.388, SLG: 0.418																
<b>Neil Allen, R</b> (8, 1) OBP: 0.500, SLG: 1.500																
<b>Inning Stats</b>	R: 0 E: 0 K: 0 S: 3	H: 0 LOB: 0 BB: 0 P: 3	R: 0 E: 0 K: 0 S: 4	H: 1 LOB: 1 BB: 0 P: 4	R: 0 E: 0 K: 1 S: 4	H: 0 LOB: 0 BB: 1 P: 8	R: 0 E: 0 K: 0 S: 3	H: 0 LOB: 0 BB: 0 P: 3	R: 1 E: 0 K: 1 S: 7	H: 2 LOB: 1 BB: 0 P: 7	R: 0 E: 0 K: 0 S: 5	H: 3 LOB: 2 BB: 0 P: 5	R: 2 E: 0 K: 1 S: 8	H: 3 LOB: 2 BB: 1 P: 12	R: 0 E: 0 K: 1 S: 6	H: 1 LOB: 2 BB: 1 P: 10

PITCHER	IP	WLS	BF	H	R	ER	SO	BB	IBB	HBP	BLK	WP	HR	S	P	ERA	WHIP
<b>Nino Espinosa, R</b> (1, 1) ERA: 5.56	6.2	L	29	9	3	3	2	2	0	0	0	0	0	31	39	4.05	1.650
<b>Ron Reed, R</b> (7, 1) ERA: 2.88	0.1		1	0	0	0	1	0	0	0	0	0	0	3	3	0.00	0.000
<b>Tug McGraw, L</b> (8, 1) ERA: 3.55	1.0		5	1	0	0	1	0	1	0	0	0	0	6	10	0.00	1.000

Batter	1	2	3	4	5	6	7	8	9	AB R H RBI BB SO LOB	TOP											
<b>Pete Rose, S</b> (1, 3) OBP: 0.377, SLG: 0.413	0-0 F8 BB 1B		0-0 3-1		0-0 1B		0-0 F4-6-3 1-2		0-0 F8	5 0 2 0 0 0 2												
<b>Manny Trillo, R</b> (1, 4) OBP: 0.343, SLG: 0.373	4-0 F4 1-2 BB		0-0 F4		0-0 FC4-6 BB 1-3 1B		0-0 F4-3		0-0 FC6-4 1-2f	3 0 1 0 1 0 0 1 0 0 0 0 0 1												
<b>Gary Matthews, R</b> (1, 7) OBP: 0.381, SLG: 0.420	0-0 F8 2-3		0-0 5-3		4-0 FC4-6 1-2 BB			0-0 1-3 2B 1B		3 1 1 0 1 0 2												
<b>Mike Schmidt, R</b> (1, 5) OBP: 0.387, SLG: 0.620	0-0 F4 1-2			0-0 HR	0-0 FC4-6 1-2f 2-3			0-0 1-3 1-2		4 1 1 1 0 0 5												
<b>Bake McBride, L</b> (1, 9) OBP: 0.343, SLG: 0.409	0-0 L8			0-0 E1 2B	0-0 F7			0-0 2B 2-H		4 0 1 1 0 0 4												
<b>Garry Maddox, R</b> (1, 8) OBP: 0.306, SLG: 0.362		0-3 K		0-3 K		0-0 8-6 1B		0-3 K		4 0 1 0 0 3 2												
<b>Larry Bowa, S</b> (1, 6) OBP: 0.311, SLG: 0.318		0-0 F8		0-0 2B		0-3 K		0-0 F9		4 0 1 0 0 1 2												
<b>Bob Boone, R</b> (1, 2) OBP: 0.303, SLG: 0.327		4-0 FC6-4 BB		0-0 F4		0-0 8-6 1-2f			0-0 FC6-4 1B	3 0 1 0 1 0 3 0 0 0 0 0 0 0												
<b>Luis Aguayo, R</b> (9, PR) OBP: 0.226, SLG: 0.184																						
<b>Dick Ruthven, R</b> (1, 1) OBP: 0.176, SLG: 0.219		0-0 FC6-4		0-3 K					0-0 F9	2 0 0 0 0 1 3												
<b>Dickie Noles, R</b> (5, 1)										0 0 0 0 0 0 0												
<b>Greg Gross, L</b> (7, PH) OBP: 0.363, SLG: 0.358										0 0 0 0 1 0 0												
<b>Sparky Lyle, L</b> (7, 1) OBP: 0.333, SLG: 0.333										0 0 0 0 0 0 0												
<b>Dick Davis, R</b> (9, PH) OBP: 0.443, SLG: 0.484										1 0 0 0 0 0 1												
<b>Inning Stats</b>	R: 0 E: 0 K: 0 S: 4	H: 1 LOB: 2 BB: 1 P: 8	R: 0 E: 0 K: 1 S: 5	H: 0 LOB: 1 BB: 1 P: 9	R: 0 E: 0 K: 2 S: 3	H: 0 LOB: 0 BB: 0 P: 3	R: 1 E: 1 K: 2 S: 10	H: 2 LOB: 2 BB: 0 P: 10	R: 0 E: 0 K: 0 S: 4	H: 2 LOB: 2 BB: 1 P: 8	R: 0 E: 0 K: 1 S: 5	H: 1 LOB: 0 BB: 0 P: 5	R: 0 E: 0 K: 0 S: 2	H: 0 LOB: 0 BB: 1 P: 6	R: 1 E: 0 K: 1 S: 7	H: 2 LOB: 1 BB: 0 P: 7	R: 0 E: 0 K: 0 S: 4	H: 1 LOB: 1 BB: 0 P: 4	1B: 6 2B: 3 3B: 0 HR: 1	SF: 0 SAC: 0 DP: 2 HBP: 0	WP: 0 PB: 0 SB: 0 CS: 0	PA: 38
<b>PITCHER</b>	IP WLS BF H R ER SO BB IBB HBP BLK WP HR S P ERA WHIP																					
<b>Pat Zachry, R</b> (1, 1) ERA: 3.96	6.0 W 26 6 1 1 4 3 0 0 0 0 0 1 31 43 1.50 1.500																					
<b>Dan Boitano, R</b> (7, 1) ERA: 4.5	2.0 9 3 1 1 1 1 0 0 0 0 0 0 10 14 4.50 2.000																					
<b>Neil Allen, R</b> (9, 1) ERA: 2.93	1.0 S 3 0 0 0 0 0 0 0 0 0 0 0 3 3 0.00 0.000																					

Philadelphia Phillies @ New York Mets  
Shea Stadium, Flushing, NY  
Sun Aug 16 1981, 3:33 AM EDT  
Att: 21,635 - Unknown

livebaseballscorecards.com

AB	34
R	2
H	9
RBI	2
BB	4
SO	5
LOB	25



Batter	1	2	3	4	5	6	7	8	9
Mookie Wilson, S (1, 8) OBP: 0.361, SLG: 0.395	0-0 6-3		0-3 K	0-0 4-3		0-3 K			
Frank Taveras, R (1, 6) OBP: 0.276, SLG: 0.296	0-0 P4		0-0 FC3-6 1B		0-0 4-3		0-0 1-3		
Hubie Brooks, R (1, 5) OBP: 0.341, SLG: 0.417	0-3 K		0-0 FC3-6 1B 2B		0-0 HR		0-0 1B		
Dave Kingman, R (1, 3) OBP: 0.360, SLG: 0.515		4-0 1B BB	0-0 2B 1B		4-0 FC5-4 BB		0-0 F8		
Mike Jorgensen, L (8, 3) OBP: 0.306, SLG: 0.427			1-2 3-H						
Ellis Valentine, R (1, 9) OBP: 0.256, SLG: 0.342	0-0 F9		0-0 1B 2B		0-0 FC5-4		0-0 F9		
Lee Mazzilli, S (1, 7) OBP: 0.332, SLG: 0.337	0-0 1B		0-0 S 1B		0-0 F8		0-0 F7		
John Stearns, R (1, 2) OBP: 0.323, SLG: 0.324	0-0 F7		0-0 F7		0-0 S 1B		0-0 6-3		
Doug Flynn, R (1, 4) OBP: 0.255, SLG: 0.312	0-0 F8			0-0 F5-3		0-0 F8		0-0 F1-3	
Pat Zachry, R (1, 1) OBP: 0.241, SLG: 0.222			0-0 FC3-6 1B 1B		0-3 K		0-0 F8		
Mike Cabbage, L (6, PH) OBP: 0.273, SLG: 0.237									
Dan Boitano, R (7, 1)									
Neil Allen, R (9, 1) OBP: 0.500, SLG: 1.500									

AB	R	H	RBI	BB	SO	LOB
4	0	0	0	0	2	2
4	0	1	0	0	0	0
4	2	2	1	0	1	2
2	1	1	1	2	0	1
0	0	0	0	0	0	0
4	1	1	2	0	0	3
4	0	2	1	0	0	1
4	0	1	0	0	0	3
4	0	0	0	0	0	3
2	1	1	0	0	1	0
1	0	0	0	0	0	1
0	0	0	0	0	0	0
0	0	0	0	0	0	0

AB	R	H	RBI	BB	SO	LOB
33	5	9	5	2	4	16


WP	HR	S	P	ERA	WHIP
0	0	0	0	0.00	0.600
0	0	0	0	0.00	0.500


IP	WLS	BF	H	R	ER	SO	BB	IBB	HBP	BLK	WP	HR	S	P	ERA	WHIP
4.1	L	22	7	5	5	3	2	0	0	0	0	1	26	34	10.38	2.077
1.2		6	1	0	0	1	0	0	0	0	0	0	8	8	0.00	0.600
2.0		7	1	0	0	0	0	0	0	0	0	0	7	7	0.00	0.500

**Philadelphia Phillies @ New York Mets**  
 Shea Stadium, Flushing, NY  
 Sun Aug 16 1981, 3:33 AM EDT  
 Att. 21,635 - Unknown

[livebaseballscorecards.com](http://livebaseballscorecards.com)



Batter	1	2	3	4	5	6	7	8	9	AB R H RBI BB SO LOB	TOP														
Mookie Wilson, S OBP: 0.356, SLG: 0.390 (1, 8)	0-0 G6-4-3 S 2B 1B	0-0 F5 1-2 3-H			0-0 4-3		0-3 K		0-0 4-3	5 1 1 0 0 1 1	<p><b>New York Mets @ Atlanta Braves</b> Atlanta-Fulton County Stadium, Atlanta, GA</p> <p>Tue Aug 18 1981, 7:05 PM EDT Att. 7,566 - Unknown</p> <p>livebaseballscorecards.com</p> <table border="1"> <tr><td>AB</td><td>37</td></tr> <tr><td>R</td><td>4</td></tr> <tr><td>H</td><td>10</td></tr> <tr><td>RBI</td><td>3</td></tr> <tr><td>BB</td><td>1</td></tr> <tr><td>SO</td><td>9</td></tr> <tr><td>LOB</td><td>14</td></tr> </table> 	AB	37	R	4	H	10	RBI	3	BB	1	SO	9	LOB	14
AB	37																								
R	4																								
H	10																								
RBI	3																								
BB	1																								
SO	9																								
LOB	14																								
Frank Taveras, R OBP: 0.280, SLG: 0.301 (1, 6)	4-0 G6-4-3 1-2 BB		0-0 WP 2B		0-0 F7		0-3 K		0-0 1-3	4 0 1 0 1 1 0															
Hubie Brooks, R OBP: 0.335, SLG: 0.409 (1, 5)	0-0 G6-4-3 1-2f 2-3		0-0 F9		0-0 3-1		0-0 F8			4 0 0 0 0 0 3															
Dave Kingman, R OBP: 0.366, SLG: 0.554 (1, 3)	0-0 1-2 2-3 3-H 2B		0-3 K		0-0 HR		0-0 HR			4 2 3 3 0 1 1 0 0 0 0 0 0 0															
Mike Jorgensen, L OBP: 0.306, SLG: 0.427 (9, 3)			2-3																						
Ellis Valentine, R OBP: 0.248, SLG: 0.331 (1, 9)	0-3 K		0-3 K		0-0 L4		0-0 5-3			4 0 0 0 0 2 2															
Lee Mazzilli, S OBP: 0.326, SLG: 0.330 (1, 7)		0-0 1-3		0-0 3-1		0-0 F5		0-0 F9		4 0 0 0 0 0 0															
John Stearns, R OBP: 0.333, SLG: 0.336 (1, 2)		0-0 E BLK 1B 1B		0-0 1B		0-0 E6 1B		0-0 FC6-4 1B		4 1 3 0 0 0 0															
Doug Flynn, R OBP: 0.259, SLG: 0.315 (1, 4)		0-0 E5 BLK 1B		0-0 F7		0-0 F7 1B		0-0 FC6-4 1-2f		4 0 2 0 0 0 2															
Ed Lynch, R OBP: 0.214, SLG: 0.167 (1, 1)		0-3 K		0-3 K		0-3 K		0-3 K		3 0 0 0 0 3 5 1 0 0 0 0 1 0															
Neil Allen, R OBP: 0.333, SLG: 1.000 (8, 1)																									
<b>Inning Stats</b>	R: 1 E: 0 K: 1 S: 6	H: 2 LOB: 1 BB: 1 P: 10	R: 1 E: 1 K: 1 S: 7	H: 2 LOB: 1 BB: 0 P: 7	R: 0 E: 0 K: 2 S: 8	H: 1 LOB: 1 BB: 0 P: 8	R: 0 E: 0 K: 1 S: 6	H: 1 LOB: 1 BB: 0 P: 6	R: 0 E: 0 K: 0 S: 3	H: 0 LOB: 0 BB: 0 P: 3	R: 1 E: 1 K: 1 S: 8	H: 2 LOB: 2 BB: 0 P: 8	R: 0 E: 0 K: 2 S: 7	H: 0 LOB: 0 BB: 0 P: 7	R: 1 E: 0 K: 0 S: 5	H: 2 LOB: 1 BB: 0 P: 5	R: 0 E: 0 K: 1 S: 5	H: 0 LOB: 0 BB: 0 P: 5	1B: 6 2B: 2 3B: 0 HR: 2	SF: 0 SAC: 0 DP: 1 HBP: 0	WP: 1 PB: 0 SB: 1 CS: 0	PA: 38			
<b>PITCHER</b>	IP WLS BF H R ER SO BB IBB HBP BLK WP HR S P ERA WHIP																								
Rick Mahler, R ERA: 3.08 (1, 1)	5.0 L 21 6 2 1 5 1 0 0 0 1 1 0 30 34 1.80 1.400																								
John Montefusco, R ERA: 4.14 (6, 1)	3.0 14 4 2 2 3 0 0 0 0 0 2 20 20 6.00 1.333																								
Gene Garber, R ERA: 4.09 (9, 1)	1.0 3 0 0 0 1 0 0 0 0 0 0 5 5 0.00 0.000																								

Batter	1	2	3	4	5	6	7	8	9	AB R H RBI BB SO LOB	BOTTOM																
Rufino Linares, R OBP: 0.280, SLG: 0.391 (1, 7) X	0-0 F4		0-3 K		0-0 P6			0-0 1-5-3		4 0 0 0 0 1 2	<p><b>New York Mets @ Atlanta Braves</b> Atlanta-Fulton County Stadium, Atlanta, GA</p> <p>Tue Aug 18 1981, 7:05 PM EDT Att. 7,566 - Unknown</p> <p>livebaseballscorecards.com</p> <p><b>AB 34</b> <b>R 0</b> <b>H 6</b> <b>RBI 0</b> <b>BB 2</b> <b>SO 4</b> <b>LOB 19</b></p> <p></p>																
Claudell Washington, L OBP: 0.326, SLG: 0.412 (1, 9) X	0-0 CS 1B			0-0 2B		0-0 G3 2B		4-0 1B BB		3 0 3 0 1 0 0																	
Chris Chambliss, L OBP: 0.347, SLG: 0.392 (1, 3) X	0-0 F4-1 1-2			0-0 F9		0-0 G3 2-3		0-0 FC6-4 1B 1-3		4 0 1 0 0 0 3																	
Bob Horner, R OBP: 0.333, SLG: 0.411 (1, 5) X		0-0 E5 F4-6-3		0-0 F4		0-0 5-3		0-0 FC6-4 1-2f		4 0 0 0 0 0 4																	
Dale Murphy, R OBP: 0.326, SLG: 0.395 (1, 8) X		0-0 F4-6-3 1-2		0-0 L5		0-0 5-3		0-0 FC1-4 E 1B		4 0 1 0 0 0 3																	
Glenn Hubbard, R OBP: 0.333, SLG: 0.355 (1, 4) X		0-0 1B		0-0 F8		0-3 K		0-0 F3		4 0 1 0 0 1 1																	
Bruce Benedict, R OBP: 0.344, SLG: 0.374 (1, 2) X		0-0 F7		0-3 K		0-0 5-3		0-0 E5 FC1-4 1-2		4 0 0 0 0 1 2																	
Rafael Ramirez, R OBP: 0.288, SLG: 0.274 (1, 6) X			0-0 6-3		0-0 E6 BB		0-0 5-3		0-0 FC1-4 1-2f 2-3			4 0 0 0 0 0 2															
Rick Mahler, R OBP: 0.111, SLG: 0.111 (5, PH) Brian Aselstine, L OBP: 0.311, SLG: 0.375 (6, 1) John Montefusco, R OBP: 0.077, SLG: 0.154 (8, PH) Jerry Royster, R OBP: 0.200, SLG: 0.254 (9, 1) Gene Garber, R (9, PH) Terry Harper, R OBP: 0.350, SLG: 0.353			0-0 6-3		4-0 BB 1-2		0-0 F4		0-3 K			1 0 0 0 0 0 0 0 0 0 0 1 0 0 0 0 0 0 0 0 0 1 0 0 0 0 0 0 0 0 0 0 0 0 0 1 0 0 0 0 1 2															
<b>Inning Stats</b>	R: 0 E: 0 K: 0 S: 3	H: 1 LOB: 0 BB: 0 P: 3	R: 0 E: 1 K: 0 S: 4	H: 1 LOB: 1 BB: 0 P: 4	R: 0 E: 0 K: 1 S: 5	H: 0 LOB: 0 BB: 0 P: 5	R: 0 E: 0 K: 0 S: 4	H: 1 LOB: 1 BB: 0 P: 4	R: 0 E: 0 K: 1 S: 5	H: 0 LOB: 0 BB: 0 P: 5	R: 0 E: 0 K: 0 S: 4	H: 1 LOB: 2 BB: 1 P: 8	R: 0 E: 1 K: 1 S: 7	H: 1 LOB: 2 BB: 0 P: 7	1B: 4 2B: 2 3B: 0 HR: 0	SF: 0 SAC: 0 DP: 1 HBP: 0	WP: 0 PB: 0 SB: 0 CS: 1	PA: 36									
<b>PITCHER</b>	<b>IP</b> <b>WLS</b> <b>BF</b> <b>H</b> <b>R</b> <b>ER</b> <b>SO</b> <b>BB</b> <b>IBB</b> <b>HBP</b> <b>BLK</b> <b>WP</b> <b>HR</b> <b>S</b> <b>P</b> <b>ERA</b> <b>WHIP</b>																										
Ed Lynch, R ERA: 3.07 (1, 1)	7.2	W	30	5	0	0	3	2	0	0	0	0	0	34	42	0.00	0.913										
Neil Allen, R ERA: 2.83 (8, 1)	1.1	S	6	1	0	0	1	0	0	0	0	0	0	8	8	0.00	0.750										

Batter	1	2	3	4	5	6	7	8	9	AB R H RBI BB SO LOB	TOP											
Mookie Wilson, S (1, 8) OBP: 0.354, SLG: 0.386	0-3 K		0-0 CS 1B			0-3 K2-3		0-0 4-3		4 0 1 0 0 2 0	<b>New York Mets @ Atlanta Braves</b> Atlanta-Fulton County Stadium, Atlanta, GA Wed Aug 19 1981, 7:05 PM EDT Att. 6,080 - Unknown											
Frank Taveras, R (1, 6) OBP: 0.284, SLG: 0.305	0-0 1-3		0-0 CS 1-2	0-0 P6		0-0 S 2B 1B		0-0 1B		4 1 2 0 0 0 0												
Hubie Brooks, R (1, 5) OBP: 0.338, SLG: 0.413	0-3 K			4-0 S BB		0-0 1-H 2B		0-0 1-3		3 0 1 1 1 1 1												
Dave Kingman, R (1, 3) OBP: 0.364, SLG: 0.549		0-0 5-3		0-3 K 1-2		0-0 6-3		0-0 G3-6 1B		4 0 1 0 0 1 2												
Ellis Valentine, R (1, 9) OBP: 0.248, SLG: 0.352		0-3 K		0-0 F8		0-0 HR		0-0 G3-6 1-2f		4 1 1 1 0 1 2												
Lee Mazzilli, S (1, 7) OBP: 0.320, SLG: 0.323		0-0 E3		0-0 F8		0-0 G3		0-3 K		4 0 0 0 0 1 0												
John Stearns, R (1, 2) OBP: 0.327, SLG: 0.329		0-0 5-3		0-0 F9		0-0 P4				3 0 0 0 0 0 1												
Doug Flynn, R (1, 4) OBP: 0.256, SLG: 0.311			0-3 K		0-0 F2-3		0-0 F9			3 0 0 0 0 1 0												
Mike Scott, R (1, 1) OBP: 0.133, SLG: 0.038			0-0 6-3			0-0 4-3		0-0 F8		2 0 0 0 0 0 0												
Mike Marshall, R (7, 1)										0 0 0 0 0 0 0												
Mike Cabbage, L (8, PH) OBP: 0.267, SLG: 0.231										1 0 0 0 0 0 0												
Pete Falcone, L (8, 1)										0 0 0 0 0 0 0												
Dan Boitano, R (8, 1)										0 0 0 0 0 0 0												
<b>Inning Stats</b>	R: 0 E: 0 K: 2 S: 7	H: 0 LOB: 0 BB: 0 P: 7	R: 0 E: 1 K: 1 S: 6	H: 0 LOB: 1 BB: 0 P: 6	R: 0 E: 0 K: 1 S: 5	H: 1 LOB: 0 BB: 0 P: 5	R: 0 E: 0 K: 1 S: 5	H: 0 LOB: 1 BB: 1 P: 9	R: 0 E: 0 K: 0 S: 3	H: 0 LOB: 0 BB: 0 P: 3	R: 1 E: 0 K: 1 S: 7	H: 2 LOB: 1 BB: 0 P: 7	R: 1 E: 0 K: 0 S: 4	H: 1 LOB: 0 BB: 0 P: 4	R: 0 E: 0 K: 0 S: 4	H: 1 LOB: 1 BB: 0 P: 4	R: 0 E: 0 K: 1 S: 5	H: 1 LOB: 0 BB: 0 P: 5	1B: 4 2B: 1 3B: 0 HR: 1	SF: 0 SAC: 0 DP: 1 HBP: 0	WP: 0 PB: 0 SB: 2 CS: 1	PA: 34
<b>PITCHER</b>	IP WLS BF H R ER SO BB IBB HBP BLK WP HR S P ERA WHIP																					
Tommy Boggs, R (1, 1) ERA: 4.37	7.0 W 26 4 2 2 6 1 0 0 0 0 1 37 41 2.57 0.714																					
Rick Camp, R (8, 1) ERA: 1.13	2.0 S 7 2 0 0 1 0 0 0 0 0 0 9 9 0.00 1.000																					

<b>AB</b>	32
<b>R</b>	2
<b>H</b>	6
<b>RBI</b>	2
<b>BB</b>	1
<b>SO</b>	7
<b>LOB</b>	6





**BOTTOM**

**New York Mets @ Atlanta Braves**  
 Atlanta-Fulton County Stadium, Atlanta, GA

Wed Aug 19 1981, 7:05 PM EDT  
 Att. 6,080 - Unknown

livebaseballscorecards.com

<b>AB</b>	<b>33</b>
<b>R</b>	<b>5</b>
<b>H</b>	<b>11</b>
<b>RBI</b>	<b>5</b>
<b>BB</b>	<b>4</b>
<b>SO</b>	<b>4</b>
<b>LOB</b>	<b>21</b>



WP: 0	PA: 37
PB: 0	
SB: 0	
CS: 1	

AB	R	H	RBI	BB	SO	LOB
5	0	1	0	0	1	3
4	0	2	1	0	0	1
4	0	0	0	0	0	4
0	0	0	0	0	0	0
3	0	2	0	1	0	0
3	2	1	0	1	2	3
4	0	1	0	0	0	2
4	1	3	1	0	0	2
2	0	0	0	0	0	2
1	1	1	3	0	0	0
0	0	0	0	1	0	0
2	0	0	0	0	1	1
1	1	0	0	1	0	3
1B: 10	SF: 0					
2B: 2	SAC: 0					
3B: 0	DP: 2					
HR: 1	HBP: 0					

Batter	1	2	3	4	5	6	7	8	9						
Rufino Linares, R (1, 7) OBP: 0.277, SLG: 0.385	0-0 6-3			0-0 E6 FC4-6		0-3 K	0-0 1B 1-2	0-0 F8							
Claudell Washington, L (1, 9) OBP: 0.330, SLG: 0.414	0-0 6-3 1B			0-0 FC4-6 BB 1-2f		0-0 F4-3	0-0 1B 1-3 2-H								
Bob Homer, R (1, 5) OBP: 0.325, SLG: 0.400 Rick Camp, R (8, 1)	0-0 6-3 1-2			0-0 F7		0-0 5-3	0-0 F7								
Chris Chambliss, L (1, 3) OBP: 0.353, SLG: 0.395		0-0 CS 1B		4-0 1-2 BB		0-0 F5	0-0 FC1-5 BB 1B								
Dale Murphy, R (1, 8) OBP: 0.328, SLG: 0.394		0-3 K 1-2		0-3 K		0-0 FC6-4 1B HR 1B	4-0 FC1-5 1B BB								
Glenn Hubbard, R (1, 4) OBP: 0.332, SLG: 0.353		0-0 F8			0-0 F8	0-0 FC6-4 1B	0-0 FC1-5 1B FC1-2								
Bruce Benedict, R (1, 2) OBP: 0.351, SLG: 0.381			0-0 L3 1B		0-0 1B	0-0 FC6-4 1B HR 1-2f 2-3	0-0 FC1-2 BB 1B								
Rafael Ramirez, R (1, 6) OBP: 0.285, SLG: 0.271 Brian Asselstine, L (7, PH) OBP: 0.323, SLG: 0.439 Luis Gomez, R (8, 6) OBP: 0.423, SLG: 0.286			0-0 L3		0-0 F7	0-0 HR	4-0 FC1-2 BB								
Tommy Boggs, R (1, 1) OBP: 0.207, SLG: 0.241 Jerry Royster, R (7, PH) OBP: 0.209, SLG: 0.250			0-3 K		0-0 1-3	4-0 1B BB	0-0 FC1-2								
<b>Inning Stats</b>	R: 0 E: 0 K: 0 S: 3	H: 1 LOB: 0 BB: 0 P: 3	R: 0 E: 0 K: 1 S: 5	H: 1 LOB: 0 BB: 0 P: 5	R: 0 E: 0 K: 1 S: 5	H: 1 LOB: 0 BB: 0 P: 5	R: 0 E: 0 K: 0 S: 4	H: 0 LOB: 0 BB: 0 P: 5	R: 4 E: 0 K: 0 S: 8	H: 5 LOB: 2 BB: 1 P: 12	R: 1 E: 0 K: 0 S: 5	H: 2 LOB: 3 BB: 2 P: 13	1B: 10 2B: 2 3B: 0 HR: 1	SF: 0 SAC: 0 DP: 2 HBP: 0	WP: 0 PA: 37

PITCHER	IP	WLS	BF	H	R	ER	SO	BB	IBB	HBP	BLK	WP	HR	S	P	ERA	WHIP
Mike Scott, R (1, 1) ERA: 4.57	6.2	L	27	7	4	4	4	2	0	0	0	0	1	33	41	5.40	1.350
Mike Marshall, R (7, 1) ERA:	0.1		3	2	0	0	0	0	0	0	0	0	0	3	3	0.00	6.000
Pete Falcone, L (8, 1) ERA: 2.93	0.0		2	1	1	1	0	1	0	0	0	0	0	1	5	∞	∞
Dan Boitano, R (8, 1) ERA: 3.0	1.0		5	1	0	0	0	1	0	0	0	0	0	4	8	0.00	2.000

Batter	1	2	3	4	5	6	7	8	9	AB R H RBI BB SO LOB	TOP	
Mookie Wilson, S (1, 8) OBP: 0.360, SLG: 0.411	0-0 FC4-2 3B		H 1-0 BB 1B FC5-4 HBP	X 0-0 6-3 3B		X 0-0 F8			X 0-0 4-3	4 2 2 0 0 0 1		
Frank Taveras, R (1, 6) OBP: 0.292, SLG: 0.313	0-0 FC4-2 6-3		X 0-0 FC5-4 BB 1-2 BB 1B	X 0-0 6-3			X 0-0 G6-4-3 1B		X 0-0 6-3 1B	5 1 3 1 0 0 1		
Hubie Brooks, R (1, 5) OBP: 0.335, SLG: 0.405	0-0 6-3		B 4-0 FC5-4 1-2 BB 2-3	X 0-0 F8			X 0-0 G6-4-3 1-2f		X 0-0 6-3 1-2	4 0 0 0 1 0 3		
Dave Kingman, R (1, 3) OBP: 0.357, SLG: 0.536	0-3 K		X 0-0 FC5-4 BB BB 1-2f 2-3 3-H		X 0-0 P6		X 0-0 P6		S 0-3 K	5 0 0 1 0 2 4		
Ellis Valentine, R (1, 9) OBP: 0.248, SLG: 0.348		S 0-3 K	X 0-0 F9		X 0-0 6-3			X 0-0 FC4-6 1B		4 0 1 0 0 1 2		
Lee Mazzilli, S (1, 7) OBP: 0.323, SLG: 0.319		B 4-0 S 1B BB	B 4-0 BB 1-2 BB		X 0-0 4-3			X 0-0 FC4-6 1-2f 3B		2 1 0 0 2 0 1		
John Stearns, R (1, 2) OBP: 0.331, SLG: 0.329		X 0-0 S 1B 1-2	B 4-0 FC6-4 1-2 BB 2-3 3-H		X 0-0 P4			X 0-0 F9		3 0 1 1 1 0 1		
Doug Flynn, R (1, 4) OBP: 0.252, SLG: 0.306		X 0-0 F2	X 0-0 FC6-4		X 0-0 F3			X 0-0 1-H 3B		3 0 0 0 0 0 5		
Mike Jorgensen, L (8, PH) OBP: 0.314, SLG: 0.461		1-2 2-3	1-2f							1 0 1 1 0 0 0		
Bob Bailor, R (8, 4) OBP: 0.328, SLG: 0.291		1-2 2-3	1-2f							0 0 0 0 0 0 0		
Greg Harris, S Ron Hodges, R Terry Leach, R Mike Cabbage, L Dan Bortano, R Ray Seearge, L Dyer Miller, R Rusty Staub, L Mike Marshall, R		S 0-3 K	S 0-3 K		S 0-3 K		X 0-0 1B		X 0-0 6-3	1 0 0 0 0 0 1 2 1 0 0 0 0 0 1 0 0 0 0 0 0 0 0 0 1 0 0 1 0 1 0 0 0 0 0 0 1 0 0 0 0 0 0 0 0		
<b>Inning Stats</b>	R: 0 H: 1 E: 0 LOB: 1 K: 1 BB: 0 S: 6 P: 6	R: 0 H: 1 E: 0 LOB: 2 K: 2 BB: 1 S: 8 P: 12	R: 2 H: 1 E: 0 LOB: 3 K: 0 BB: 3 S: 4 P: 17	R: 1 H: 1 E: 0 LOB: 0 K: 1 BB: 0 S: 6 P: 6	R: 0 H: 0 E: 0 LOB: 0 K: 0 BB: 0 S: 3 P: 3	R: 0 H: 1 E: 0 LOB: 1 K: 0 BB: 0 S: 4 P: 4	R: 0 H: 1 E: 0 LOB: 0 K: 0 BB: 0 S: 3 P: 3	R: 1 H: 2 E: 0 LOB: 1 K: 0 BB: 0 S: 5 P: 5	R: 0 H: 1 E: 0 LOB: 1 K: 1 BB: 0 S: 6 P: 6	1B: 6 SF: 0 2B: 0 SAC: 0 3B: 3 DP: 1 HR: 0 HBP: 1	WP: 0 PA: 40 PB: 0 SB: 2 CS: 0	
<b>PITCHER</b>	IP WLS BF H R ER SO BB IBB HBP BLK WP HR S P ERA WHIP											
Phil Niekro, R (1, 1) ERA: 3.48	7.0 W 31 6 3 3 4 4 0 1 0 0 0 34 51 3.86 1.429											
Rick Camp, R (8, 1) ERA: 1.27	2.0 S 9 3 1 1 1 0 0 0 0 0 0 0 11 11 4.50 1.500											

New York Mets @ Atlanta Braves  
Atlanta-Fulton County Stadium, Atlanta, GA

Thu Aug 20 1981, 7:05 PM EDT  
Att. 4,787 - Unknown

livebaseballscorecards.com

AB	35
R	4
H	9
RBI	4
BB	4
SO	5
LOB	21



BOTTOM

New York Mets @ Atlanta Braves  
Atlanta-Fulton County Stadium, Atlanta, GA

Thu Aug 20 1981, 7:05 PM EDT  
Att. 4,787 - Unknown

livebaseballscorecards.com

AB	31
R	6
H	7
RBI	6
BB	5
SO	3
LOB	13



WP	1	PA	36
PB	0		
SB	1		
CS	0		

Batter	1	2	3	4	5	6	7	8	9	AB	R	H	RBI	BB	SO	LOB			
Brett Butler, L OBP: 0.250, SLG: 0.500 (1, 7)	0-0 F4 F4-3 1B		0-0 F4-3 1B	0-0 1-3			0-0 1B 2B			4	2	1	1	0	0	0			
Claudell Washington, L OBP: 0.333, SLG: 0.416 (1, 9)	0-0 F4-3 1-2		0-0 E8 BLK 1B		0-0 F7		0-0 WP 2-H 1B			4	1	2	1	0	0	1			
Bob Homer, R OBP: 0.341, SLG: 0.404 (1, 5)	0-0 F4-3 2-H 1B		4-0 1B E FC6-4 BB		4-0 F4-6-3 BB		4-0 WP IBB			1	1	1	1	3	0	0			
Chris Chambliss, L OBP: 0.351, SLG: 0.393 (1, 3)	0-0 F4-3 2-3		0-0 FC6-4 BB 1-3 3-H 1B		0-0 F4-6-3 1-2		0-3 K 1-2 2-3			4	0	1	1	0	1	4			
Dale Murphy, R OBP: 0.331, SLG: 0.391 (1, 8)	0-0 5-3		4-0 FC6-4 BB 1-2		0-3 K		4-0 IBB			2	0	0	0	2	1	1			
Glenn Hubbard, R OBP: 0.331, SLG: 0.365 (1, 4)		0-0 HR	0-0 FC6-4 1-2f 2-3 3-H		0-0 F8		0-3 K			4	1	1	2	0	1	5			
Rick Camp, R (8, 1)										0	0	0	0	0	0	0			
Bruce Benedict, R OBP: 0.345, SLG: 0.374 (1, 2)		0-0 F7	0-0 6-3		0-0 P6		0-0 L1			4	0	0	0	0	0	2			
Rafael Ramirez, R OBP: 0.280, SLG: 0.266 (1, 6)		0-0 F5		0-0 6-3		0-0 F3	0-0 F8			4	0	0	0	0	0	0			
Phil Niekro, R OBP: 0.065, SLG: 0.065 (1, 1)		0-0 F7		0-0 6-3		0-0 S 2B 1B	0-0 6-3			2	0	0	0	0	0	0			
Brian Asselstine, L OBP: 0.333, SLG: 0.448 (7, PH)										1	0	1	0	0	0	0			
Eddie Miller, S OBP: 0.279, SLG: 0.267 (7, PR)										0	1	0	0	0	0	0			
Jerry Royster, R OBP: 0.206, SLG: 0.246 (8, 4)										1	0	0	0	0	0	0			
Inning Stats	R: 1 E: 1 K: 0 S: 5	H: 1 LOB: 1 BB: 0 P: 5	R: 1 E: 0 K: 0 S: 4	H: 1 LOB: 0 BB: 0 P: 4	R: 2 E: 2 K: 0 S: 5	H: 2 LOB: 2 BB: 2 P: 13	R: 0 E: 0 K: 0 S: 3	H: 0 LOB: 0 BB: 0 P: 3	R: 0 E: 0 K: 1 S: 5	H: 0 LOB: 0 BB: 0 P: 5	R: 0 E: 0 K: 2 S: 10	H: 3 LOB: 3 BB: 2 P: 18	R: 0 E: 0 K: 0 S: 3	H: 0 LOB: 0 BB: 0 P: 3	1B: 5 2B: 1 3B: 0 HR: 1	SF: 0 SAC: 0 DP: 1 HBP: 0	WP: 1 PB: 0 SB: 1 CS: 0	ERA: 9.00 WHIP: 2.000	ERA: 0.00 WHIP: 0.000
PITCHER	IP	WLS	BF	H	R	ER	SO	BB	IBB	HBP	BLK	WP	HR	S	P	ERA	WHIP		
Greg Harris, R (1, 1)	3.0	L	16	4	4	3	0	2	0	0	1	0	1	14	22	9.00	2.000		
Terry Leach, R (4, 1)	2.0		6	0	0	0	0	1	0	0	0	0	0	5	9	0.00	0.500		
Dan Boitano, R (6, 1)	1.1		6	2	2	2	1	0	0	0	0	0	0	8	8	13.50	1.500		
Ray Seavage, L (7, 1)	0.1		3	1	0	0	1	0	1	0	0	1	0	4	8	0.00	3.000		
Dyar Miller, R (7, 1)	0.1		2	0	0	0	1	0	1	0	0	0	0	3	7	0.00	0.000		
PITCHER	IP	WLS	BF	H	R	ER	SO	BB	IBB	HBP	BLK	WP	HR	S	P	ERA	WHIP		
Mike Marshall, R (8, 1)	1.0		3	0	0	0	0	0	0	0	0	0	0	3	3	0.00	0.000		

Batter	1	2	3	4	5	6	7	8	9	AB R H RBI BB SO LOB	TOP																				
Mookie Wilson, S (1, 8) OBP: 0.358, SLG: 0.408	0-0 4-3		0-3 K			0-0 F8			0-0 FC5-4 1B	4 0 1 0 0 1 0	<b>New York Mets @ Cincinnati Reds</b> Riverfront Stadium, Cincinnati, OH Fri Aug 21 1981, 7:05 PM EDT Att: 20,410 - Unknown <a href="http://livebaseballscorecards.com">livebaseballscorecards.com</a>																				
Frank Taveras, R (1, 6) OBP: 0.288, SLG: 0.308 Rusty Staub, L (9, PH) OBP: 0.381, SLG: 0.409	0-0 F9		0-3 K			0-0 6-3			0-0 P6	3 0 0 0 0 1 0 1 0 0 0 0 0 1																					
Hubie Brooks, R (1, 5) OBP: 0.333, SLG: 0.399	4-0 BB			0-3 K		0-3 K			0-0 FC5-4 1B	3 0 0 0 1 2 1																					
Dave Kingman, R (1, 3) OBP: 0.359, SLG: 0.535	0-3 K			0-0 1B			0-0 B1-3		0-0 1-2 1B	4 0 2 0 0 1 1																					
Ellis Valentine, R (1, 9) OBP: 0.242, SLG: 0.338		0-0 5-3		0-0 F2			0-0 5-3		0-3 K	4 0 0 0 0 1 3																					
Lee Mazzilli, S (1, 7) OBP: 0.323, SLG: 0.319		0-0 1B		0-0 F7			0-0 4-3			3 0 1 0 0 0 1																					
John Stearns, R (1, 2) OBP: 0.326, SLG: 0.323		0-0 F9			0-0 F6			0-0 5-3		3 0 0 0 0 0 1																					
Doug Flynn, R (1, 4) OBP: 0.250, SLG: 0.303 Mike Cabbage, L (8, PH) OBP: 0.277, SLG: 0.244 Mike Marshall, R (8, 1)		0-3 K			0-0 F7			0-3 K		2 0 0 0 0 1 1 1 0 0 0 0 1 0 0 0 0 0 0 0 0																					
Pat Zachry, R (1, 1) OBP: 0.226, SLG: 0.207 Ron Hodges, L (8, PH) OBP: 0.391, SLG: 0.476 Bob Bailor, R (8, 4) OBP: 0.328, SLG: 0.291			0-0 F9		0-0 4-3			0-0 4-3		2 0 0 0 0 0 0 1 0 0 0 0 0 0 0 0 0 0 0 0 0																					
<b>Inning Stats</b>	R: 0 E: 0 K: 1 S: 5	H: 0 LOB: 1 BB: 1 P: 9	R: 0 E: 0 K: 1 S: 6	H: 1 LOB: 1 BB: 0 P: 6	R: 0 E: 0 K: 2 S: 7	H: 0 LOB: 0 BB: 0 P: 7	R: 0 E: 0 K: 1 S: 6	H: 1 LOB: 1 BB: 0 P: 6	R: 0 E: 0 K: 1 S: 3	H: 0 LOB: 0 BB: 0 P: 3		R: 0 E: 0 K: 1 S: 5	H: 0 LOB: 0 BB: 0 P: 5	R: 0 E: 0 K: 0 S: 3	H: 0 LOB: 0 BB: 0 P: 3	R: 0 E: 0 K: 1 S: 5	H: 0 LOB: 0 BB: 0 P: 5	R: 0 E: 0 K: 1 S: 7	H: 2 LOB: 2 BB: 0 P: 7	1B: 4 2B: 0 3B: 0 HR: 0	SF: 0 SAC: 0 DP: 0 HBP: 0	WP: 0 PB: 0 SB: 1 CS: 0	PA: 32								
<b>PITCHER</b> Mario Soto, R (1, 1) ERA: 3.16	IP 9.0	WLS W	BF 32	H 4	R 0	ER 0	SO 8	BB 1	IBB 0	HBP 0	BLK 0	WP 0	HR 0	S 47	P 51	ERA 0.00	WHIP 0.556														
											<b>PITCHER</b>	IP	WLS	BF	H	R	ER	SO	BB	IBB	HBP	BLK	WP	HR	S	P	ERA	WHIP			



Batter	1	2	3	4	5	6	7	8	9	AB	R	H	RBI	BB	SO	LOB
Dave Collins, S (1, 9) OBP: 0.359, SLG: 0.398 Sam Mejias, R (9, 9) OBP: 0.348, SLG: 0.381	0-0 F8		0-0 1-3		0-0 F4-3		0-0 F8			4	0	0	0	0	0	0
Ken Griffey, L (1, 8) OBP: 0.347, SLG: 0.390	0-0 E7 1B			0-0 BB FC1-2 1B	0-0 G3			0-3 K		4	0	2	0	0	1	0
Dave Concepcion, R (1, 6) OBP: 0.356, SLG: 0.438	0-0 1-3			0-0 F8		0-0 P5		0-0 4-3		4	0	0	0	0	0	2
George Foster, R (1, 7) OBP: 0.391, SLG: 0.581	0-0 F8			0-0 FC1-2 BB 1-2 1B		4-0 BB BB		0-0 P4		3	1	0	0	1	0	2
Dan Driessen, L (1, 3) OBP: 0.351, SLG: 0.367		4-0 BB BB BB		4-0 BB FC1-2 1-2 2-3 1B BB		4-0 BB BB BB		1-2 BB BB		0	1	0	0	3	0	0
Ray Knight, R (1, 5) OBP: 0.331, SLG: 0.370		0-0 F6-4-3 1-2		0-0 FC1-2 1-2 2-3 3-H 1B		0-0 F8				3	0	0	0	0	0	6
Joe Nolan, L (1, 2) OBP: 0.367, SLG: 0.429		0-0 5-3		0-0 1-3 2-H 3-H 1B		0-0 FC4-6 1-2f				3	0	1	2	0	0	2
Ron Oester, S (1, 4) OBP: 0.343, SLG: 0.405			0-0 F4		0-0 F7			0-0 6-3		3	0	0	0	0	0	2
Mario Soto, R (1, 1) OBP: 0.079, SLG: 0.054			0-0 F4		0-3 K			0-0 5-3		3	0	0	0	0	1	0

Inning Stats	R: 0	H: 1	E: 1	K: 0	S: 4	H: 0	LOB: 1	BB: 0	P: 4	R: 0	H: 0	E: 0	K: 0	S: 2	H: 0	LOB: 0	BB: 1	P: 6	R: 0	H: 0	E: 0	K: 0	S: 3	R: 2	H: 2	E: 1	K: 0	S: 6	H: 0	LOB: 2	BB: 1	P: 10	R: 0	H: 0	E: 0	K: 1	S: 5	H: 0	LOB: 0	BB: 0	P: 5	R: 0	H: 0	E: 0	K: 0	S: 3	H: 0	LOB: 2	BB: 2	P: 11	R: 0	H: 0	E: 0	K: 0	S: 3	H: 0	LOB: 0	BB: 0	P: 3	R: 0	H: 0	E: 0	K: 1	S: 5	H: 0	LOB: 0	BB: 0	P: 5
--------------	------	------	------	------	------	------	--------	-------	------	------	------	------	------	------	------	--------	-------	------	------	------	------	------	------	------	------	------	------	------	------	--------	-------	-------	------	------	------	------	------	------	--------	-------	------	------	------	------	------	------	------	--------	-------	-------	------	------	------	------	------	------	--------	-------	------	------	------	------	------	------	------	--------	-------	------

PITCHER	IP	WLS	BF	H	R	ER	SO	BB	IBB	HBP	BLK	WP	HR	S	P	ERA	WHIP
Pat Zachry, R (1, 1) ERA: 3.67	7.0	L	28	3	2	0	1	4	0	0	0	0	0	26	42	0.00	1.000
Mike Marshall, R (8, 1) ERA:	1.0		3	0	0	0	1	0	0	0	0	0	0	5	5	0.00	0.000

BOTTOM

New York Mets @ Cincinnati Reds  
Riverfront Stadium, Cincinnati, OH  
Fri Aug 21 1981, 7:05 PM EDT  
Att. 20,410 - Unknown

livebaseballscorecards.com

AB	27
R	2
H	3
RBI	2
BB	4
SO	2
LOB	14



1B: 3	SF: 0	WP: 0	PA: 31
2B: 0	SAC: 0	PB: 0	
3B: 0	DP: 1	SB: 0	
HR: 0	HBP: 0	CS: 0	

PITCHER	IP	WLS	BF	H	R	ER	SO	BB	IBB	HBP	BLK	WP	HR	S	P	ERA	WHIP
---------	----	-----	----	---	---	----	----	----	-----	-----	-----	----	----	---	---	-----	------

Batter	1	2	3	4	5	6	7	8	9	AB R H RBI BB SO LOB	TOP											
Mookie Wilson, S OBP: 0.364, SLG: 0.410 (1, 8) X	0-0 4-3		0-0 1B		0-0 P6			0-0 1B HR	4-0 2B BB	4 2 2 0 1 0 1												
Frank Taveras, R OBP: 0.284, SLG: 0.303 (1, 6) X	0-0 1-3		0-0 F3			0-0 4-3		0-3 K	4-0 2B BB	3 0 0 0 0 0 1 1 0 0 0 0 1 2 0 1 0 0 1 0 0												
Lee Mazzilli, S OBP: 0.322, SLG: 0.318 (8, PH)																						
Bob Bailor, R OBP: 0.339, SLG: 0.291 (8, 6)																						
Hubie Brooks, R OBP: 0.343, SLG: 0.410 (1, 5) X	0-0 1B			4-0 G4-3 BB		0-0 3-1		0-0 1B HR	0-0 2B 1-H 2-H	4 1 3 2 1 0 0												
Dave Kingman, R OBP: 0.356, SLG: 0.541 (1, 7) X	0-0 P4			0-0 G4-3 1-2f		0-0 F7		0-0 HR	0-0 5-3	5 1 1 4 0 0 3												
Ellis Valentine, R OBP: 0.242, SLG: 0.343 (1, 9) X		0-0 F8		0-3 K			0-0 F8	0-0 2B		4 0 1 0 0 1 0												
Rusty Staub, L OBP: 0.385, SLG: 0.417 (1, 3) X		0-0 L4			0-0 E FC6-4 2B		0-0 4-3	4-0 FC6-4 IBB		3 1 1 0 1 0 0												
Alex Trevino, R OBP: 0.336, SLG: 0.282 (1, 2) (8, 4) X		0-0 F9			0-0 E4 FC6-4		0-0 4-3	0-0 FC6-4 1-2f		4 0 0 0 0 0 3												
Doug Flynn, R OBP: 0.248, SLG: 0.300 (1, 4) (8, PH)			0-3 K		0-3 K			0-3 K	0-0 6-3	2 0 0 0 0 2 2 2 0 0 0 0 1 0												
Ron Hodges, L OBP: 0.360, SLG: 0.435 (8, 2)																						
Pete Falcone, L OBP: 0.310, SLG: 0.455 (5, PH)			0-3 K		0-0 FC6-4 S			0-0 1B HR 1B	0-3 K	1 0 0 0 0 1 0 1 0 0 1 0 0 1 0 1 1 1 0 0 0 0 1 0 0 0 0 1 0												
Mike Jorgensen, L OBP: 0.310, SLG: 0.455 (5, PH)																						
Mike Marshall, R OBP: 0.310, SLG: 0.455 (5, PH)																						
Ray Searage, L OBP: 1.000, SLG: 1.000 (6, 1)																						
Dan Bottano, R OBP: 0.292, SLG: 0.262 (8, PH)																						
Mike Cabbage, L OBP: 0.292, SLG: 0.262 (8, PH)																						
Nell Alien, R OBP: 0.250, SLG: 0.750 (8, 1)																						
<b>Inning Stats</b>	R: 0 E: 0 K: 0 S: 4	H: 1 LOB: 1 BB: 0 P: 4	R: 0 E: 0 K: 0 S: 3	H: 0 LOB: 0 BB: 0 P: 3	R: 0 E: 0 K: 2 S: 8	H: 1 LOB: 1 BB: 0 P: 8	R: 0 E: 0 K: 1 S: 4	H: 0 LOB: 0 BB: 1 P: 8	R: 1 E: 1 K: 1 S: 7	H: 1 LOB: 1 BB: 0 P: 7	R: 0 E: 0 K: 0 S: 3	H: 0 LOB: 0 BB: 0 P: 3	R: 0 E: 0 K: 0 S: 3	H: 0 LOB: 0 BB: 0 P: 3	R: 4 E: 0 K: 2 S: 12	H: 5 LOB: 2 BB: 1 P: 16	R: 2 E: 0 K: 1 S: 6	H: 1 LOB: 1 BB: 2 P: 14	1B: 5 2B: 3 3B: 0 HR: 1	SF: 0 SAC: 0 DP: 1 HBP: 0	WP: 0 PB: 0 SB: 2 CS: 0	PA: 40
<b>PITCHER</b>	IP WLS BF H R ER SO BB IBB HBP BLK WP HR S P ERA WHIP																					
Frank Pastore, R ERA: 3.87 (1, 1)	7.2 L 32 8 5 4 6 1 0 0 0 0 0 1 43 47 4.70 1.174																					
Tom Hume, R ERA: 2.98 (8, 1)	0.1 2 0 0 0 0 0 1 0 0 0 0 0 1 5 0.00 0.000																					
Doug Bair, R ERA: 6.03 (9, 1)	1.0 6 1 2 2 1 2 0 0 0 0 0 0 6 14 18.00 3.000																					

**New York Mets @ Cincinnati Reds**  
Riverfront Stadium, Cincinnati, OH  
Sat Aug 22 1981, 7:05 PM EDT  
Att: 25,949 - Unknown

livebaseballscorecards.com

AB	36
R	7
H	9
RBI	7
BB	4
SO	7
LOB	13



BOTTOM

New York Mets @ Cincinnati Reds  
Riverfront Stadium, Cincinnati, OH  
Sat Aug 22 1981, 7:05 PM EDT  
Att. 25,949 - Unknown

livebaseballscorecards.com

AB 37  
R 4  
H 12  
RBI 4  
BB 5  
SO 4  
LOB 22



WP: 1 PA: 44  
PB: 0  
SB: 1  
CS: 0

AB R H RBI BB SO LOB

4 0 1 0 1 0 0

4 0 3 1 0 0 0

5 0 1 0 0 2 6

4 0 0 0 1 1 3

5 2 2 0 0 1 3

4 1 2 0 1 0 1

4 1 3 2 1 0 0

3 0 0 0 0 0 5

0 0 0 0 0 0 0  
1 0 0 0 0 0 0  
0 0 0 0 0 0 0

1B: 10 SF: 2  
2B: 2 SAC: 0  
3B: 0 DP: 0  
HR: 0 HBP: 0

WP: 1 PA: 44  
PB: 0  
SB: 1  
CS: 0

Batter	1	2	3	4	5	6	7	8	9
Dave Collins, S (1, 9) OBP: 0.360, SLG: 0.396	0-0 6-3		0-0 F9		0-0 F4-3	4-0 SF7 BB		0-0 BB 1B	
Ken Griffey, L (1, 8) OBP: 0.352, SLG: 0.396	0-0 S 1B		0-0 1B		0-0 F7	0-0 SF7 BB		0-0 BB 1B	
Dave Concepcion, R (1, 6) OBP: 0.353, SLG: 0.433	0-0 1-2 1B		0-0 F8		0-0 1B	0-3 K		0-3 K	
George Foster, R (1, 7) OBP: 0.388, SLG: 0.572	0-0 F8		0-3 K		0-0 F5		0-0 5-3	4-0 BB	
Dan Driessen, L (1, 3) OBP: 0.352, SLG: 0.374		0-0 F3		0-0 1B SF9 1B		0-0 1B 2B	0-0 F4-3	0-3 K	
Ray Knight, R (1, 5) OBP: 0.336, SLG: 0.376		0-0 2B		0-0 F7		0-0 1B 1B	4-0 1B BB	0-0 L9	
Joe Nolan, L (1, 2) OBP: 0.380, SLG: 0.438		4-0 FC6-4 BB		0-0 E 1B		0-0 WP SF7 1B	0-0 1-2 1B	0-0 F8	
Ron Oester, S (1, 4) OBP: 0.340, SLG: 0.400		0-0 F4		0-0 SF9		4-0 SF7 WP BB	0-0 1-3	0-0 4-3	
Frank Pastore, R (1, 1) OBP: 0.103, SLG: 0.103 Tom Hume, R (8, 1) Larry Bittner, L (8, PH) Doug Bair, R (9, 1) OBP: 0.382, SLG: 0.414 OBP: 0.333, SLG: 1.333		0-0 FC6-4 1-2		0-0 P2		0-0 B1		0-0 5-3	

Inning Stats	R: 0 E: 0 K: 0 S: 4	H: 1 LOB: 1 BB: 0 P: 4	R: 0 E: 0 K: 0 S: 4	H: 1 LOB: 2 BB: 1 P: 8	R: 0 E: 0 K: 1 S: 6	H: 1 LOB: 1 BB: 0 P: 6	R: 1 E: 1 K: 0 S: 5	H: 2 LOB: 1 BB: 0 P: 5	R: 0 E: 0 K: 0 S: 4	H: 1 LOB: 1 BB: 0 P: 4	R: 3 E: 0 K: 1 S: 8	H: 3 LOB: 2 BB: 2 P: 16	R: 0 E: 0 K: 0 S: 4	H: 1 LOB: 2 BB: 1 P: 8	R: 0 E: 0 K: 2 S: 9	H: 2 LOB: 3 BB: 1 P: 13	R: 0 E: 0 K: 0 S: 3	H: 0 LOB: 0 BB: 0 P: 3
--------------	------------------------------	---------------------------------	------------------------------	---------------------------------	------------------------------	---------------------------------	------------------------------	---------------------------------	------------------------------	---------------------------------	------------------------------	----------------------------------	------------------------------	---------------------------------	------------------------------	----------------------------------	------------------------------	---------------------------------

PITCHER	IP	WLS	BF	H	R	ER	SO	BB	IBB	HBP	BLK	WP	HR	S	P	ERA	WHIP
Pete Falcone, L (1, 1) ERA: 2.88	4.0		18	5	1	1	1	1	1	0	0	0	0	19	23	2.25	1.500
Mike Marshall, R (5, 1) ERA: 8.1	1.0		8	4	3	3	0	1	0	0	0	0	0	7	11	27.00	5.000
Ray Seavage, L (6, 1) ERA: 4.0	0.2		3	0	0	0	0	1	0	0	0	1	0	2	6	0.00	1.500
Dan Boitano, R (6, 1) ERA: 4.76	1.1	W	6	1	0	0	1	1	0	0	0	0	0	7	11	0.00	1.500
Neil Allen, R (8, 1) ERA: 2.7	2.0	S	9	2	0	0	2	1	0	0	0	0	0	12	16	0.00	1.500

New York Mets @ Cincinnati Reds  
Riverfront Stadium, Cincinnati, OH

Sun Aug 23 1981, 3:33 AM EDT  
Att. 20,761 - Unknown

livebaseballscorecards.com

AB	32
R	3
H	6
RBI	3
BB	1
SO	3
LOB	6



WP:	0	PA:	36
PB:	0		
SB:	2		
CS:	0		

Batter	1	2	3	4	5	6	7	8	9	10	AB	R	H	RBI	BB	SO	LOB			
Mookie Wilson, S OBP: 0.362, SLG: 0.406 (1, 8) X	0-0 SH1-3 4-3 1B		0-0 4-3			0-0 6-3		0-0 4-3			4	1	1	0	0	0	0			
Frank Taveras, R OBP: 0.279, SLG: 0.298 (1, 6) X	0-0 SH1-3 1-3		0-0 F8			0-0 6-3			0-0 6-3		3	0	0	0	0	0	0			
Hubie Brooks, R OBP: 0.342, SLG: 0.412 (1, 5) X	0-0 4-3 3-H		0-0 6-3			0-0 F8			0-0 F8 2-1 2B		4	0	1	1	0	0	0			
Dave Kingman, R OBP: 0.355, SLG: 0.534 (1, 7) B (10, 3) B	4-0 FC6-4 BB			0-0 1-3			0-0 F8		0-0 F8 2-3		3	0	0	0	1	0	1			
Ellis Valentine, R OBP: 0.236, SLG: 0.333 (1, 9) X	0-0 FC6-4 1-2f			0-0 5-3			0-0 F8		0-0 2-1 3-H	0-0 F9	4	0	0	0	0	0	1			
Rusty Staub, L OBP: 0.381, SLG: 0.410 Alex Trevino, R OBP: 0.336, SLG: 0.282 (10, PR) (10, 4)		0-3 K		0-0 6-3			0-0 F9			0-0 E SF7 1B	4	0	1	0	0	1	0			
John Stearns, R OBP: 0.330, SLG: 0.327 (1, 2)		0-0 S 1B			0-0 5-3			0-0 1-3		0-0 E5 1-3 1B	4	0	2	0	0	0	0			
Doug Flynn, R OBP: 0.246, SLG: 0.298 Mike Cubbage, L OBP: 0.306, SLG: 0.326 Bob Bailor, R OBP: 0.333, SLG: 0.291 (8, PH) (8, 4) (10, 7)		0-0 F6 1-2			0-0 F6-3			0-0 SF8 3B		0-0 SF7 3-H SF8	2	0	0	0	0	0	1			
Ed Lynch, R OBP: 0.188, SLG: 0.143 Terry Leach, R OBP: 0.307, SLG: 0.455 Mike Jorgensen, L OBP: 0.200, SLG: 0.600 (8, PH) (8, 1)		0-3 K			0-0 4-3					0-3 K	2	0	0	0	0	1	1			
<b>Inning Stats</b>	R: 1 E: 0 K: 0 S: 4	H: 1 LOB: 1 BB: 1 P: 8	R: 0 E: 0 K: 2 S: 8	H: 1 LOB: 1 BB: 0 P: 8	R: 0 E: 0 K: 0 S: 3	H: 0 LOB: 0 BB: 0 P: 3	R: 0 E: 0 K: 0 S: 3	H: 0 LOB: 0 BB: 0 P: 3	R: 0 E: 0 K: 0 S: 3	H: 0 LOB: 0 BB: 0 P: 3	R: 0 E: 0 K: 0 S: 3	H: 1 LOB: 0 BB: 0 P: 4	R: 0 E: 0 K: 0 S: 3	H: 1 LOB: 1 BB: 0 P: 3	R: 1 E: 1 K: 1 S: 7	H: 2 LOB: 2 BB: 0 P: 7	1B: 4 2B: 1 3B: 1 HR: 0	SF: 2 SAC: 1 DP: 0 HBP: 0		
<b>PITCHER</b>	IP WLS BF H R ER SO BB IBB HBP BLK WP HR S P ERA WHIP																			
Tom Seaver, R ERA: 2.42 (1, 1)	9.0	L	5	2	1	1	1	0	0	0	0	0	0	0	0	0	7	7	2.00	0.556
Tom Hume, R ERA: 3.12 (10, 1)	1.0	L	5	2	1	1	1	0	0	0	0	0	0	0	0	0	7	7	9.00	2.000



BOTTOM

New York Mets @ Cincinnati Reds  
Riverfront Stadium, Cincinnati, OH  
Sun Aug 23 1981, 3:33 AM EDT  
Att: 20,761 - Unknown

livebaseballscorecards.com

AB 36  
R 2  
H 8  
RBI 2  
BB 4  
SO 6  
LOB 18



WP: 0 PA: 40  
PB: 0  
SB: 1  
CS: 0

AB R H RBI BB SO LOB

5 0 2 0 0 0 0

4 0 2 0 1 0 1

3 1 0 0 2 1 2

5 0 1 1 0 2 6

4 0 0 0 0 0 3  
0 0 0 0 0 0 0

3 0 1 0 1 1 1

4 0 0 0 0 0 4

4 1 1 0 0 1 1

3 0 1 1 0 1 0

1 0 0 0 0 0 0

0 0 0 0 0 0 0

1B: 6 SF: 0  
2B: 2 SAC: 0  
3B: 0 DP: 2  
HR: 0 HBP: 0

Table with 10 columns (Batter 1-10) and 10 rows of batter data. Each cell contains a batter's name, stats (e.g., (1, 9)), and a baseball diamond diagram showing the play. Batter 1: Dave Collins, S (1, 9), G3, 1B. Batter 2: Ken Griffey, L (1, 8), G3, 1-2. Batter 3: Dave Concepcion, R (1, 6), K. Batter 4: George Foster, R (1, 7), G3. Batter 5: Joe Nolan, L (1, 2), Mike O'Berry, R (9, 2), 3-1. Batter 6: Ray Knight, R (1, 5), G3, 1B. Batter 7: Dan Driessen, L (1, 3), G3, 1-2. Batter 8: Ron Oester, S (1, 4), 6-3. Batter 9: Tom Seaver, R (1, 1), Larry Bittner, L (9, PH), Tom Hume, R (10, 1), K. Batter 10: Tom Seaver, R (1, 1), Larry Bittner, L (9, PH), Tom Hume, R (10, 1), K.

Inning Stats table with columns R, H, E, K, S for each batter and totals for 1B, 2B, 3B, HR, SF, SAC, DP, HBP.

PITCHER table with columns IP, WLS, BF, H, R, ER, SO, BB, IBB, HBP, BLK, WP, HR, S, P, ERA, WHIP for Ed Lynch, R (1, 1), Terry Leach, R (5, 1), and Neil Allen, R (8, 1).

Batter	1	2	3	4	5	6	7	8	9	AB R H RBI BB SO LOB	TOP	
Mookie Wilson, S (1, 8) OBP: 0.360, SLG: 0.403	0-0 4-3 1B		0-0 6-3			0-0 6-3		0-0 6-3		4 0 1 0 0 0 0		
Frank Taveras, R (1, 6) OBP: 0.275, SLG: 0.294 Ron Hodges, L (9, PH) OBP: 0.346, SLG: 0.417	0-0 4-3 1-2		0-0 4-3			0-3 K		0-3 K	3 0 0 0 0 1 1 1 0 0 0 0 1 0			
Hubie Brooks, R (1, 5) OBP: 0.340, SLG: 0.406	4-0 FC6-4 BB			0-0 4-3		0-0 F8		0-3 K	3 0 0 0 1 1 0			
Dave Kingman, R (1, 3) OBP: 0.349, SLG: 0.524	0-3 K			0-3 K			0-3 K	0-3 K	4 0 0 0 0 4 2			
Ellis Valentine, R (1, 9) OBP: 0.238, SLG: 0.333	0-0 FC6-4 1-2f			0-0 1B			0-0 6-3		3 0 1 0 0 0 2			
Lee Mazzilli, S (1, 7) OBP: 0.322, SLG: 0.314		0-0 L5		0-3 K			4-0 FC4 BB		2 0 0 0 1 1 1			
John Stearns, R (1, 2) OBP: 0.324, SLG: 0.321		0-3 K2-3			0-3 K		0-0 FC4 1-2f		3 0 0 0 0 2 1			
Doug Flynn, R (1, 4) OBP: 0.242, SLG: 0.294		0-0 F9			0-0 F4-3			0-0 F6	3 0 0 0 0 0 0			
Mike Scott, R (1, 1) OBP: 0.125, SLG: 0.036 Mike Cabbage, L (8, PH) OBP: 0.300, SLG: 0.318 Terry Leach, R (8, 1)			0-3 K		0-0 1-3			0-3 K	2 0 0 0 0 1 0 1 0 0 0 0 1 0 0 0 0 0 0 0 0			
<b>Inning Stats</b>	R: 0 H: 1 E: 0 LOB: 2 K: 1 BB: 1 S: 6 P: 10	R: 0 H: 0 E: 0 LOB: 0 K: 1 BB: 0 S: 5 P: 5	R: 0 H: 0 E: 0 LOB: 0 K: 1 BB: 0 S: 5 P: 5	R: 0 H: 1 E: 0 LOB: 1 K: 2 BB: 0 S: 8 P: 8	R: 0 H: 0 E: 0 LOB: 0 K: 1 BB: 0 S: 5 P: 5	R: 0 H: 0 E: 0 LOB: 0 K: 1 BB: 0 S: 5 P: 5	R: 0 H: 0 E: 0 LOB: 1 K: 1 BB: 1 S: 5 P: 9	R: 0 H: 0 E: 0 LOB: 0 K: 1 BB: 0 S: 5 P: 5	R: 0 H: 0 E: 0 LOB: 0 K: 3 BB: 0 S: 9 P: 9	1B: 2 SF: 0 2B: 0 SAC: 0 3B: 0 DP: 0 HR: 0 HBP: 0	WP: 0 PA: 31 PB: 0 SB: 0 CS: 0	
<b>PITCHER</b> Bruce Berenyi, R (1, 1) ERA: 3.6	IP WLS BF H R ER SO BB IBB HBP BLK WP HR S P ERA WHIP											<b>PITCHER</b> IP WLS BF H R ER SO BB IBB HBP BLK WP HR S P ERA WHIP

**New York Mets @ Cincinnati Reds**  
Riverfront Stadium, Cincinnati, OH  
Mon Aug 24 1981, 7:05 PM EDT  
Att: 19,506 - Unknown

[livebaseballscorecards.com](http://livebaseballscorecards.com)

**AB 29**  
**R 0**  
**H 2**  
**RBI 0**  
**BB 2**  
**SO 12**  
**LOB 7**



Batter	1	2	3	4	5	6	7	8	9	AB	R	H	RBI	BB	SO	LOB
<b>Dave Collins, S</b> (1, 9) OBP: 0.362, SLG: 0.401 <b>Sam Mejias, R</b> (8, 9) OBP: 0.348, SLG: 0.381	0-0  1B		0-0  E3		0-0  SH1-3 1B		0-0  F7			4	0	2	1	0	0	0
<b>Ron Oester, S</b> (1, 6) OBP: 0.338, SLG: 0.398	0-0  3-1		0-0  F8		0-0  SH1-3 1B			4-0  F8 1B CS BB		2	0	0	0	1	0	2
<b>Ken Griffey, L</b> (1, 8) OBP: 0.358, SLG: 0.399	0-0  F4-3		0-0  BB 1B		0-0  L3			0-0  1-2 1B		4	0	2	0	0	0	1
<b>George Foster, R</b> (1, 7) OBP: 0.386, SLG: 0.561		4-0  G1-6-3 BB	4-0  1-2 BB		0-0  6-3			0-0  P8		2	0	0	0	2	0	3
<b>Larry Bittner, L</b> (1, 3) OBP: 0.333, SLG: 0.353		0-0  G1-6-3	0-0  3-1		0-0  F4-3			0-0  F8		4	0	0	0	0	0	5
<b>Ray Knight, R</b> (1, 5) OBP: 0.338, SLG: 0.379		0-0  1B 2B		0-0  F9		0-0  1-6-3		0-0  F		4	1	1	0	0	0	2
<b>Joe Nolan, L</b> (1, 2) OBP: 0.371, SLG: 0.424		0-0  FC5 E 1B		0-0  F7		0-0  F9		0-0  3-H		3	0	1	1	0	0	0
<b>Junior Kennedy, R</b> (1, 4) OBP: 0.130, SLG: 0.136		0-0  E5		0-0  F4			0-0  5-3			3	0	0	0	0	0	1
<b>Bruce Berenyi, R</b> (1, 1) OBP: 0.200, SLG: 0.286		0-0  FC5		0-0  1B 2B			0-3  K			3	1	1	0	0	1	2
<b>Inning Stats</b>	R: 0 H: 1 E: 0 LOB: 0 K: 0 BB: 0 S: 3 P: 3	R: 1 H: 2 E: 1 LOB: 2 K: 0 BB: 1 S: 5 P: 9	R: 0 H: 1 E: 1 LOB: 2 K: 0 BB: 1 S: 4 P: 8	R: 0 H: 0 E: 0 LOB: 0 K: 0 BB: 0 S: 3 P: 3	R: 1 H: 2 E: 0 LOB: 1 K: 0 BB: 0 S: 5 P: 5	R: 0 H: 0 E: 0 LOB: 0 K: 0 BB: 0 S: 3 P: 3	R: 0 H: 0 E: 0 LOB: 0 K: 1 BB: 0 S: 5 P: 5	R: 0 H: 1 E: 0 LOB: 1 K: 0 BB: 1 S: 3 P: 7		1B: 5 SF: 0 2B: 2 SAC: 1 3B: 0 DP: 1 HR: 0 HBP: 0	WP: 0 PA: 33 PB: 0 SB: 1 CS: 1					
<b>Mike Scott, R</b> (1, 1) ERA: 4.42 <b>Terry Leach, R</b> (8, 1) ERA: 1.59	IP: 7.0 WLS: L BF: 28 H: 6 R: 2 ER: 2 SO: 1 BB: 2 IBB: 0 HBP: 0 BLK: 0 WP: 0 HR: 0 S: 28 P: 36 ERA: 2.57 WHIP: 1.143															

**BOTTOM**

**New York Mets @ Cincinnati Reds**  
 Riverfront Stadium, Cincinnati, OH  
 Mon Aug 24 1981, 7:05 PM EDT  
 Att. 19,506 - Unknown

[livebaseballscorecards.com](http://livebaseballscorecards.com)

<b>AB</b>	<b>29</b>
<b>R</b>	<b>2</b>
<b>H</b>	<b>7</b>
<b>RBI</b>	<b>2</b>
<b>BB</b>	<b>3</b>
<b>SO</b>	<b>1</b>
<b>LOB</b>	<b>16</b>



Batter	1	2	3	4	5	6	7	8	9	AB R H RBI BB SO LOB	TOP																				
Tony Scott, S (1, 8) OBP: 0.272, SLG: 0.332	0-0 3-1		0-0 F7	0-0 6-3			0-3 K			4 0 0 0 0 1 2																					
Craig Reynolds, L (1, 6) OBP: 0.274, SLG: 0.402	0-3 K		0-0 FC6-4 1B			0-0 F8	0-0 F4			4 0 1 0 0 1 1																					
Denny Walling, L (1, 9) OBP: 0.353, SLG: 0.393	0-0 F6		0-0 FC6-4 1B			0-3 K	0-0 L6			4 0 1 0 0 1 1																					
Jose Cruz, L (1, 7) OBP: 0.323, SLG: 0.463		0-0 BLK 1B	0-0 FC6-4 BB			0-3 K		0-0 F9		4 1 1 0 0 1 2																					
Cesar Cedeno, R (1, 3) OBP: 0.337, SLG: 0.376	0-3 K		4-0 BB			0-0 F8		0-0 6-3		3 0 0 0 1 1 1																					
Art Howe, R (1, 5) OBP: 0.370, SLG: 0.409	0-0 F8		0-0 F7			0-0 6-3		0-0 5-3		4 0 0 0 0 0 4																					
Joe Sambito, L (8, 1)										0 0 0 0 0 0 0																					
Alan Ashby, S (1, 2) OBP: 0.335, SLG: 0.295		4-0 BB		0-0 F4-3		0-0 1B		0-0 6-3		3 0 1 0 1 0 0																					
Joe Pittman, R (1, 4) OBP: 0.336, SLG: 0.349		0-0 1B		0-0 SH3-4 1B		0-0 F9		0-0 3-1		4 0 2 1 0 0 1																					
Nolan Ryan, R (1, 1) OBP: 0.265, SLG: 0.167		0-3 K		0-0 SH3-4			0-0 1B		0-0 F9	2 0 1 0 0 1 2																					
Kiko Garcia, R (8, 5) OBP: 0.289, SLG: 0.250										0 0 0 0 0 0 0																					
Harry Spilman, L (9, PH) OBP: 0.314, SLG: 0.258										1 0 0 0 0 0 0																					
<b>Inning Stats</b>	R: 0 E: 0 K: 1 S: 5	H: 0 LOB: 0 BB: 0 P: 5	R: 1 E: 0 K: 2 S: 9	H: 2 LOB: 2 BB: 1 P: 13	R: 0 E: 0 K: 0 S: 5	H: 2 LOB: 3 BB: 1 P: 9	R: 0 E: 0 K: 0 S: 4	H: 1 LOB: 1 BB: 0 P: 4	R: 0 E: 0 K: 2 S: 7	H: 0 LOB: 0 BB: 0 P: 7	R: 0 E: 0 K: 0 S: 4	H: 1 LOB: 1 BB: 0 P: 4	R: 0 E: 0 K: 1 S: 6	H: 1 LOB: 1 BB: 0 P: 6	R: 0 E: 0 K: 0 S: 3	H: 0 LOB: 0 BB: 0 P: 3	R: 0 E: 0 K: 0 S: 3	H: 0 LOB: 0 BB: 0 P: 3	1B: 7 2B: 0 3B: 0 HR: 0	SF: 0 SAC: 1 DP: 0 HBP: 0	WP: 0 PB: 0 SB: 0 CS: 0	PA: 36									
<b>PITCHER</b>	IP WLS BF H R ER SO BB IBB HBP BLK WP HR S P ERA WHIP																														
Greg Harris, R (1, 1) ERA: 4.39	5.0		22	5	1	1	5	2	0	0	1	0	0	30	38	1.80	1.400														
Ray Searge, L (6, 1) ERA: 3.27	2.0		8	2	0	0	1	0	0	0	0	0	0	10	10	0.00	1.000														
Mike Marshall, R (8, 1) ERA: 5.06	2.0	W	6	0	0	0	0	0	0	0	0	0	0	6	6	0.00	0.000														

Houston Astros @ New York Mets  
Shea Stadium, Flushing, NY  
Tue Aug 25 1981, 7:05 PM EDT  
Att: 15,622 - Unknown

livebaseballscorecards.com

AB	33
R	1
H	7
RBI	1
BB	2
SO	6
LOB	14



Batter	1	2	3	4	5	6	7	8	9
Mookie Wilson, S OBP: 0.362, SLG: 0.420 (1, 8)	0-0 1-3			0-0 CS 1B		0-3 K		0-0 HR	
Frank Taveras, R OBP: 0.270, SLG: 0.288 (1, 6)	0-3 K			0-0 F3 1-2		0-0 F3		0-0 6-3	
Hubie Brooks, R OBP: 0.339, SLG: 0.404 (1, 5)	0-0 1-3			0-3 K		0-3 K		0-0 E 1B	
Dave Kingman, R OBP: 0.348, SLG: 0.517 (1, 3)		0-0 G3			4-0 E 1B BB		0-0 5-3	0-3 K	
Ellis Valentine, R OBP: 0.238, SLG: 0.327 (1, 9)		4-0 CS BB			0-0 E6 1B		0-0 6-3	0-0 E6	
Lee Mazzilli, S OBP: 0.321, SLG: 0.310 (1, 7)		0-3 K 1-2			0-0 F7		4-0 BB 1B BB	0-3 K	
John Stearns, R OBP: 0.330, SLG: 0.327 (1, 2)			0-0 F5		0-0 1-2 3-H 1B		0-0 BB 1B		
Doug Flynn, R OBP: 0.240, SLG: 0.291 Rusty Staub, L OBP: 0.386, SLG: 0.410 Bob Bailor, R OBP: 0.333, SLG: 0.291 (8, 4)			0-0 F6-3		0-0 F8		4-0 BB 1B BB		
Greg Harris, S OBP: 0.077, SLG: 0.077 Mike Cabbage, L OBP: 0.294, SLG: 0.311 Ray Searage, L OBP: 1.000, SLG: 1.000 Mike Jorgensen, L OBP: 0.303, SLG: 0.449 Mike Marshall, R (8, 1)			0-3 K		0-0 4-3		0-3 K		

Inning Stats	R: 0 E: 0 K: 1 S: 5	H: 0 LOB: 0 BB: 0 P: 5	R: 0 E: 0 K: 1 S: 4	H: 0 LOB: 0 BB: 1 P: 8	R: 0 E: 0 K: 1 S: 5	H: 1 LOB: 0 BB: 0 P: 5	R: 1 E: 1 K: 0 S: 5	H: 1 LOB: 2 BB: 1 P: 9	R: 0 E: 0 K: 2 S: 7	H: 0 LOB: 0 BB: 0 P: 7	R: 0 E: 0 K: 1 S: 6	H: 1 LOB: 3 BB: 2 P: 14	R: 1 E: 1 K: 2 S: 10	H: 2 LOB: 2 BB: 0 P: 10
--------------	------------------------------	---------------------------------	------------------------------	---------------------------------	------------------------------	---------------------------------	------------------------------	---------------------------------	------------------------------	---------------------------------	------------------------------	----------------------------------	-------------------------------	----------------------------------

PITCHER	IP	WLS	BF	H	R	ER	SO	BB	IBB	HBP	BLK	WP	HR	S	P	ERA	WHIP
Nolan Ryan, R ERA: 1.19 (1, 1)	7.0		27	3	1	0	7	4	0	0	0	0	0	37	53	0.00	1.000
Joe Sambito, L ERA: 1.59 (8, 1)	1.0	L	6	2	1	1	2	0	0	0	0	0	1	10	10	9.00	2.000

AB	R	H	RBI	BB	SO	LOB
4	1	2	1	0	1	0
4	0	0	0	0	1	1
4	0	1	0	0	2	0
3	1	0	0	1	1	1
3	0	0	0	1	0	2
3	0	0	0	1	2	5
3	0	2	1	0	0	0
2	0	0	0	0	0	2
0	0	0	0	1	0	0
0	0	0	0	0	0	0
1	0	0	0	0	1	0
1	0	0	0	0	0	2
0	0	0	0	0	0	0
1	0	0	0	0	1	3
0	0	0	0	0	0	0

AB	29
R	2
H	5
RBI	2
BB	4
SO	9
LOB	16

WP	PA
0	33



Houston Astros @ New York Mets  
 Shea Stadium, Flushing, NY  
 Tue Aug 25 1981, 7:05 PM EDT  
 Att. 15,622 - Unknown

livebaseballscores.com

Batter	1	2	3	4	5	6	7	8	9	AB R H RBI BB SO LOB	TOP											
Tony Scott, S OBP: 0.275, SLG: 0.337 (1, 8) X	0-0 BB BB SF8 1B	0-0 F6		0-0 E3 F9 S		0-0 2-H 2B	0-0 F9			5 1 2 1 0 0 1												
Craig Reynolds, L OBP: 0.272, SLG: 0.395 (1, 6) B B B	4-0 BB BB SF7 BB	0-0 F6		0-0 F9				0-0 6-3		4 1 0 0 1 0 2												
Denny Walling, L OBP: 0.362, SLG: 0.397 (1, 9) B B B	4-0 BB BB 1B BB		0-0 S 2B 1B	0-3 K			0-0 1B 2B 1B	0-0 F8		4 3 2 0 1 1 1												
Jose Cruz, L OBP: 0.324, SLG: 0.463 (1, 7) X	0-0 SF8		0-3 K		0-0 F5		0-0 1B 2B 1B	0-0 FC6-4 1B		4 1 2 1 0 1 1												
Cesar Cedeno, R OBP: 0.339, SLG: 0.373 (1, 3) B B B	4-0 1B BB		0-3 K		0-0 F4		0-0 1B 2B 1B	0-0 FC6-4 1-2f		4 1 1 0 1 1 2												
Art Howe, R OBP: 0.371, SLG: 0.419 (1, 5) X	0-0 SF7		0-0 2B		0-0 6-3		0-0 6-3 1B 2B	0-0 F8		4 1 2 5 0 0 0												
Alan Ashby, S OBP: 0.342, SLG: 0.296 (1, 2) X	0-0 1B		4-0 FC4-6 BB		4-0 SH3-4 2B BB		0-0 F6	0-0 F4-3		3 1 1 1 2 0 1												
Joe Pittman, R OBP: 0.325, SLG: 0.336 (1, 4) S S S	0-3 K		0-0 FC4-6 1-2f		0-0 SH3-4		0-0 6-3	0-0 6-3		4 0 0 0 0 1 5												
Don Sutton, R OBP: 0.211, SLG: 0.118 (1, 1)		0-0 F4		0-0 6-3		0-0 F4-3				2 0 0 0 0 0 0												
Terry Puhl, L OBP: 0.340, SLG: 0.380 (6, PH)										1 0 0 0 0 0 1												
Vern Ruhle, R OBP: 0.600, SLG: 0.400 (6, 1)										1 0 1 1 0 0 0												
Dave Smith, R OBP: 0.200, SLG: 0.200 (8, 1)										0 0 0 0 0 0 0												
<b>Inning Stats</b>	R: 3 E: 0 K: 1 S: 7	H: 2 LOB: 2 BB: 3 P: 19	R: 0 E: 0 K: 2 S: 3	H: 0 LOB: 0 BB: 0 P: 3	R: 1 E: 0 K: 2 S: 9	H: 2 LOB: 2 BB: 1 P: 13	R: 0 E: 1 K: 1 S: 6	H: 0 LOB: 1 BB: 0 P: 6	R: 0 E: 0 K: 0 S: 3	H: 0 LOB: 0 BB: 0 P: 3	R: 1 E: 0 K: 0 S: 4	H: 1 LOB: 1 BB: 1 P: 8	R: 4 E: 0 K: 0 S: 8	H: 5 LOB: 1 BB: 0 P: 8	R: 0 E: 0 K: 0 S: 4	H: 1 LOB: 1 BB: 0 P: 4	R: 0 E: 0 K: 0 S: 3	H: 0 LOB: 0 BB: 0 P: 3	1B: 8 2B: 3 3B: 0 HR: 0	SF: 2 SAC: 1 DP: 0 HBP: 0	WP: 0 PB: 0 SB: 2 CS: 0	PA: 44
<b>PITCHER</b>	IP WLS BF H R ER SO BB IBB HBP BLK WP HR S P ERA WHIP																					
Pat Zachry, R ERA: 3.92 (1, 1)	3.0 L 17 4 4 4 3 4 0 0 0 0 0 0 19 35 12.00 2.667																					
Terry Leach, R ERA: 1.35 (4, 1)	2.0 7 0 0 0 1 0 0 0 0 0 0 0 9 9 0.00 0.000																					
Dyar Miller, R ERA: 3.41 (6, 1)	1.0 6 2 2 2 0 1 0 0 0 0 0 0 5 9 18.00 3.000																					
Ray Searge, L ERA: 5.25 (7, 1)	1.0 7 4 3 3 0 0 0 0 0 0 0 0 7 7 27.00 4.000																					
Dan Boitano, R ERA: 3.52 (8, 1)	2.0 7 1 0 0 0 0 0 0 0 0 0 0 7 7 0.00 0.500																					

Houston Astros @ New York Mets  
Shea Stadium, Flushing, NY  
Wed Aug 26 1981, 7:05 PM EDT  
Att: 16,731 - Unknown

livebaseballscorecards.com

AB	36
R	9
H	11
RBI	9
BB	5
SO	4
LOB	14



BOTTOM

Houston Astros @ New York Mets  
Shea Stadium, Flushing, NY  
Wed Aug 26 1981, 7:05 PM EDT  
Att. 16,731 - Unknown

AB 30  
R 3  
H 7  
RBI 3  
BB 1  
SO 7  
LOB 7



WP: 0 PA: 33  
PB: 0  
SB: 0  
CS: 1

AB R H RBI BB SO LOB

4 0 1 1 0 1 1

3 0 1 1 0 0 1

4 0 0 0 0 2 2

4 0 0 0 0 2 0

4 1 1 0 0 1 0

4 0 1 0 0 0 0

2 0 1 1 0 0 0

3 1 1 0 0 1 2

0 0 0 0 0 0 0  
0 1 0 0 1 0 0  
0 0 0 0 0 0 0  
1 0 1 0 0 0 0  
0 0 0 0 0 0 0  
0 0 0 0 0 0 0  
1 0 0 0 0 0 1  
0 0 0 0 0 0 0

1B: 7 SF: 2  
2B: 1 SAC: 0  
3B: 0 DP: 1  
HR: 0 HBP: 0

Batter	1	2	3	4	5	6	7	8	9
Mookie Wilson, S OBP: 0.360, SLG: 0.417 (1, 8)	0-0 1-3 ①		0-0 SF7 1B 1-3 2-H		0-3 K ①			0-0 G3 ①	
Frank Taveras, R OBP: 0.270, SLG: 0.289 (1, 6)	0-0 CS 1B		0-0 SF7 ② 1-2 3-H		0-0 L1-3 ② ③ 1-2			0-0 F8 ②	
Hubie Brooks, R OBP: 0.333, SLG: 0.397 (1, 5)	0-0 5-3 ② ③ 1-2		0-3 K ③		0-0 6-3 ①			0-3 K ③	
Dave Kingman, R OBP: 0.343, SLG: 0.509 (1, 3)		0-0 5-3 ①		0-3 K ①		0-0 F8 ②		0-3 K ①	
Ellis Valentine, R OBP: 0.238, SLG: 0.325 (1, 9)		0-0 F8 ②		0-0 1B SF8 1B		0-3 K ③		0-0 6-3 ②	
Lee Mazzilli, S OBP: 0.319, SLG: 0.308 (1, 7)		0-0 F9 ③		0-0 1B 1-3			0-0 G3 ①	0-0 1-3 ③	
John Stearns, R OBP: 0.330, SLG: 0.329 (1, 2)			0-0 F3 ①	0-0 SF8 ②			0-0 FC4-6 1B		
Doug Flynn, R OBP: 0.241, SLG: 0.291 (1, 4)			0-0 BB 1B ③	0-3 K ③			0-0 FC4-6 ② 1-2f		
Pat Zachry, R OBP: 0.226, SLG: 0.207 (1, 1)			4-0 1B SF7 BB		0-0 L1-3 1B		0-0 F7 ③		
Ron Hodges, L OBP: 0.370, SLG: 0.417 (3, PH)									
Terry Leach, R (4, 1)									
Mike Cubbage, L OBP: 0.308, SLG: 0.326 (5, PH)									
Dyar Miller, R OBP: 0.253, SLG: 0.333 (6, 1)									
Ray Searage, L OBP: 1.000, SLG: 1.000 (7, 1)									
Mike Jorgensen, L OBP: 0.300, SLG: 0.443 (7, PH)									
Dan Bortano, R (8, 1)									

Inning Stats	R: 0	H: 1	E: 0	LOB: 0	K: 0	BB: 0	S: 3	P: 3	R: 0	H: 0	E: 0	LOB: 0	K: 0	BB: 0	S: 3	P: 3	R: 2	H: 2	E: 0	LOB: 1	K: 1	BB: 1	S: 7	P: 11	R: 1	H: 2	E: 0	LOB: 1	K: 2	BB: 0	S: 9	P: 9	R: 0	H: 1	E: 0	LOB: 0	K: 1	BB: 0	S: 5	P: 5	R: 0	H: 0	E: 0	LOB: 0	K: 1	BB: 0	S: 5	P: 5	R: 0	H: 1	E: 0	LOB: 1	K: 0	BB: 0	S: 4	P: 4	R: 0	H: 0	E: 0	LOB: 0	K: 1	BB: 0	S: 5	P: 5	R: 0	H: 0	E: 0	LOB: 0	K: 1	BB: 0	S: 5	P: 5
--------------	------	------	------	--------	------	-------	------	------	------	------	------	--------	------	-------	------	------	------	------	------	--------	------	-------	------	-------	------	------	------	--------	------	-------	------	------	------	------	------	--------	------	-------	------	------	------	------	------	--------	------	-------	------	------	------	------	------	--------	------	-------	------	------	------	------	------	--------	------	-------	------	------	------	------	------	--------	------	-------	------	------

PITCHER	IP	WLS	BF	H	R	ER	SO	BB	IBB	HBP	BLK	WP	HR	S	P	ERA	WHIP
Don Sutton, R ERA: 3.29 (1, 1)	5.0		20	6	3	3	4	1	0	0	0	0	0	27	31	5.40	1.400
Vern Ruhle, R ERA: 3.83 (6, 1)	2.0		7	1	0	0	1	0	0	0	0	0	0	9	9	0.00	0.500
Dave Smith, R ERA: 3.68 (8, 1)	2.0		6	0	0	0	2	0	0	0	0	0	0	10	10	0.00	0.000

PITCHER	IP	WLS	BF	H	R	ER	SO	BB	IBB	HBP	BLK	WP	HR	S	P	ERA	WHIP
---------	----	-----	----	---	---	----	----	----	-----	-----	-----	----	----	---	---	-----	------





Batter	1	2	3	4	5	6	7	8	9
Mookie Wilson, S (1, 8) OBP: 0.354, SLG: 0.409	0-0 5-3			0-0 F8		0-0 G3		0-3 K	
Frank Taveras, R (1, 6) OBP: 0.274, SLG: 0.293	0-0 6-3			0-0 BB 1B		0-3 K		0-0 2B 1B	
Hubie Brooks, R (1, 5) OBP: 0.336, SLG: 0.403	0-0 F9			0-0 F8		0-0 WP 1B		0-0 2B	
Dave Kingman, R (1, 3) OBP: 0.342, SLG: 0.502		0-0 F8		4-0 1-2 BB		0-0 L5		0-3 K	
Bob Bailor, R (9, 4) OBP: 0.333, SLG: 0.291									
Ellis Valentine, R (1, 9) OBP: 0.240, SLG: 0.325		0-0 CS 1B		0-3 K			0-0 F4		
Lee Mazzilli, S (1, 7) OBP: 0.320, SLG: 0.314		0-3 K			0-0 F9 F5-3 2B		0-0 4-3		
John Stearns, R (1, 2) OBP: 0.325, SLG: 0.324			0-0 F8		0-0 F9		0-0 F8		
Mike Marshall, R (8, 1)					2-3				
Neil Allen, R (9, 1) OBP: 0.200, SLG: 0.600									
Doug Flynn, R (1, 4) OBP: 0.239, SLG: 0.289			0-0 F4-3		0-0 F5-3		0-3 K		
Mike Jorgensen, L (8, PH) OBP: 0.297, SLG: 0.438					3-H				
Pete Falcone, L (1, 1)			0-0 6-3		0-0 4-3		0-0 S 1B 1B		
Alex Trevino, R (8, 2) OBP: 0.341, SLG: 0.288									

AB	R	H	RBI	BB	SO	LOB
4	0	0	0	0	1	1
4	1	2	1	0	1	0
4	0	2	1	0	0	1
3	0	0	0	1	1	2
0	0	0	0	0	0	0
3	0	1	0	0	1	2
3	1	1	0	0	1	1
3	0	0	0	0	0	1
0	0	0	0	0	0	0
2	0	0	1	0	0	0
1	0	0	0	0	1	0
2	0	0	0	0	0	0
1	1	1	0	0	0	0

AB	R	H	RBI	BB	SO	LOB
30	3	7	3	1	6	8

WP	PA
1	31

Inning Stats	R	H	E	K	S	P	IP	WLS	BF	H	R	ER	SO	BB	IBB	HBP	BLK	WP	HR	S	P	ERA	WHIP
	0	0	0	0	3	3	7.1		27	5	2	2	4	1	0	0	0	1	0	34	38	2.46	0.818
	0	0	0	0	0	0	0.1	L	3	2	1	1	1	0	0	0	0	0	0	5	5	27.00	6.000
	0	0	0	0	0	0	0.1		1	0	0	0	1	0	0	0	0	0	0	3	3	0.00	0.000

**Houston Astros @ New York Mets**  
Shea Stadium, Flushing, NY  
Thu Aug 27 1981, 3:33 AM EDT  
Att. 17,488 - Unknown

livebaseballscorecards.com



Batter	1	2	3	4	5	6	7	8	9	AB R H RBI BB SO LOB
--------	---	---	---	---	---	---	---	---	---	----------------------

<p><b>Dave Collins, S</b> (1, 9) OBP: 0.348, SLG: 0.384</p> <p><b>Sam Mejias, R</b> (8, 9) OBP: 0.333, SLG: 0.364</p>	<p>0-0 <b>F4</b> FC3-6</p>		<p>0-0 <b>F4-6-3</b> 1-2</p>			<p>0-0 <b>F4-3</b></p>		<p>0-0 <b>1-4-3</b></p>	<p>0-0 <b>F9</b></p>	<p>4 0 0 0 0 0 3</p> <p>1 0 0 0 0 0 2</p>
<p><b>Ken Griffey, L</b> (1, 8) OBP: 0.355, SLG: 0.398</p>	<p>0-0 <b>FC3-6</b> F6-4-3 1-2f</p>			<p>0-0 <b>F4-3</b></p>			<p>0-0 <b>1B</b> <b>2B</b></p>	<p>4-0 <b>2B</b> <b>IBB</b></p>		<p>3 2 1 0 1 0 1</p>
<p><b>Dave Concepcion, R</b> (1, 6) OBP: 0.347, SLG: 0.425</p>	<p>0-0 <b>F6-4-3</b> 1-2</p>			<p>0-0 <b>5-3</b></p>			<p>0-0 <b>L3</b></p>	<p>0-0 <b>1B</b> <b>2B</b> 1-H 2-H</p>		<p>4 1 1 2 0 0 2</p>
<p><b>George Foster, R</b> (1, 7) OBP: 0.379, SLG: 0.543</p>		<p>0-0 <b>5-3</b></p>		<p>0-0 <b>6-3</b></p>			<p>0-0 <b>G3</b> <b>1B</b> 2-H</p>	<p>0-0 <b>1B</b></p>		<p>4 0 2 2 0 0 0</p>
<p><b>Dan Driessen, L</b> (1, 3) OBP: 0.336, SLG: 0.353</p>					<p>0-0 <b>F4-3</b></p>		<p>0-0 <b>G3</b> 1-2</p>		<p>0-0 <b>G1-4-3</b> <b>1B</b></p>	<p>4 0 1 0 0 0 1</p>
<p><b>Ray Knight, R</b> (1, 5) OBP: 0.342, SLG: 0.375</p>					<p>0-0 <b>F8</b></p>		<p>4-0 <b>BB</b></p>		<p>0-0 <b>G1-4-3</b> 1-2f</p>	<p>3 0 0 0 1 0 1</p>
<p><b>Ron Oester, S</b> (1, 4) OBP: 0.327, SLG: 0.383</p>			<p>0-0 <b>F8</b></p>		<p>0-0 <b>F4-3</b></p>		<p>0-0 <b>G3</b></p>		<p>0-0 <b>1B</b> <b>1B</b></p>	<p>4 1 1 0 0 0 2</p>
<p><b>Mike O'Berry, R</b> (1, 2) OBP: 0.273, SLG: 0.290</p> <p><b>Joe Nolan, L</b> (8, PH) OBP: 0.374, SLG: 0.421</p>			<p>4-0 <b>1B</b> <b>BB</b></p>			<p>0-0 <b>F4</b></p>		<p>4-0 <b>2B</b> <b>SH1-4</b> <b>BB</b></p>	<p>0-0 <b>1B</b> <b>1B</b> 1-2</p>	<p>1 0 0 0 1 0 0</p> <p>1 1 1 0 1 0 0</p>
<p><b>Tom Seaver, R</b> (1, 1) OBP: 0.289, SLG: 0.308</p>			<p>0-0 <b>F4-6-3</b> <b>1B</b> 1-2</p>			<p>0-0 <b>F2</b></p>		<p>0-0 <b>SH1-4</b> 1-2</p>	<p>0-0 <b>1B</b> 1-3 2-H</p>	<p>3 0 2 1 0 0 0</p>

Inning Stats	R: 0 E: 1 K: 0 S: 3	H: 0 LOB: 0 BB: 0 P: 3	R: 0 E: 0 K: 0 S: 3	H: 0 LOB: 0 BB: 0 P: 3	R: 0 E: 0 K: 0 S: 3	H: 1 LOB: 1 BB: 1 P: 7	R: 0 E: 0 K: 0 S: 3	H: 0 LOB: 0 BB: 0 P: 3	R: 0 E: 0 K: 0 S: 3	H: 0 LOB: 0 BB: 0 P: 3	R: 0 E: 0 K: 0 S: 3	H: 0 LOB: 0 BB: 0 P: 3	R: 1 E: 0 K: 0 S: 5	H: 2 LOB: 2 BB: 1 P: 9	R: 3 E: 0 K: 0 S: 4	H: 2 LOB: 1 BB: 2 P: 12	R: 1 E: 0 K: 0 S: 6	H: 4 LOB: 2 BB: 0 P: 6	1B: 7 2B: 2 3B: 0 HR: 0	SF: 0 SAC: 1 DP: 3 HBP: 0	WP: 0 PB: 0 SB: 0 CS: 0	PA: 37
--------------	------------------------------	---------------------------------	------------------------------	---------------------------------	------------------------------	---------------------------------	------------------------------	---------------------------------	------------------------------	---------------------------------	------------------------------	---------------------------------	------------------------------	---------------------------------	------------------------------	----------------------------------	------------------------------	---------------------------------	----------------------------------	------------------------------------	----------------------------------	--------

PITCHER	IP	WLS	BF	H	R	ER	SO	BB	IBB	HBP	BLK	WP	HR	S	P	ERA	WHIP
<b>Ed Lynch, R</b> (1, 1) ERA: 2.77	6.1		21	2	1	1	0	1	0	0	0	0	0	20	24	1.42	0.474
<b>Dan Boitano, R</b> (7, 1) ERA: 3.24	0.2		4	1	0	0	0	1	0	0	0	0	0	3	7	0.00	3.000
<b>Neil Allen, R</b> (8, 1) ERA: 3.14	1.2	L	11	6	4	4	0	1	1	0	0	0	0	9	17	21.60	4.200
<b>Ray Searage, L</b> (9, 1) ERA: 5.11	0.1		1	0	0	0	0	0	0	0	0	0	0	1	1	0.00	0.000

**Cincinnati Reds @ New York Mets**  
Shea Stadium, Flushing, NY  
Fri Aug 28 1981, 7:05 PM EDT  
Att: 23,061 - Unknown

[livebaseballscorecards.com](http://livebaseballscorecards.com)

<b>AB</b>	32
<b>R</b>	5
<b>H</b>	9
<b>RBI</b>	5
<b>BB</b>	4
<b>SO</b>	0
<b>LOB</b>	12



Batter	1	2	3	4	5	6	7	8	9	AB R H RBI BB SO LOB
Mookie Wilson, S (1, 8) OBP: 0.352, SLG: 0.403	1-0 CS HBP		0-0 4-3		0-3 K		0-0 FC5 2-3f			3 0 0 0 0 1 4
Frank Taveras, R (1, 6) OBP: 0.278, SLG: 0.297	0-0 CS 1B		0-0 F6			0-0 4-3		0-0 6-3 1B		4 0 2 0 0 0 1
Hubie Brooks, R (1, 5) OBP: 0.335, SLG: 0.404	0-0 6-3 1-2			0-0 2B		0-0 F8		0-0 6-3 1-2f		4 1 1 0 0 0 2
Dave Kingman, R (1, 3) OBP: 0.340, SLG: 0.496		4-0 F9 4-3 BB		0-0 5-3		0-3 K		0-3 K		3 0 0 0 1 2 1
Ellis Valentine, R (1, 9) OBP: 0.246, SLG: 0.348		0-0 4-3 1-2		0-0 6-3		0-0 SH5-4 1B		0-0 HR		4 1 2 1 0 0 2
Lee Mazzilli, S (1, 7) OBP: 0.322, SLG: 0.322		0-0 F9 2-3		0-0 2B		0-0 FC5 SH5-4 1B		0-0 F8		4 0 2 1 0 0 1
John Stearns, R (1, 2) OBP: 0.320, SLG: 0.318		0-0 6-3		0-0 5-3		0-0 SH5-4 1-2 2-3		0-0 F8		3 0 0 0 0 0 2
Doug Flynn, R (1, 4) OBP: 0.242, SLG: 0.291			0-0 SH5-4 1B		0-0 F7		4-0 IBB		4-0 BB	2 0 1 0 0 0 0
Mike Jorgensen, L (7, PH) OBP: 0.304, SLG: 0.438					0-0 F8					0 0 0 0 1 0 0
Bob Bailor, R (8, 4) OBP: 0.344, SLG: 0.291					0-0 F3					0 0 0 0 1 0 0
Ed Lynch, R (1, 1) OBP: 0.236, SLG: 0.200			0-0 SH5-4 1B		0-0 F8					1 0 1 0 0 0 0
Dan Botello, R (7, 1) OBP: 0.393, SLG: 0.406										0 0 0 0 0 0 0
Rusty Staub, L (8, 1) OBP: 0.200, SLG: 0.600										1 0 0 0 0 0 3
Neil Alien, R (9, 1) OBP: 1.000, SLG: 1.000										0 0 0 0 0 0 0
Ray Searage, L (9, PH) OBP: 0.302, SLG: 0.319										0 0 0 0 0 0 0
Mike Cabbage, L (9, PH) OBP: 0.302, SLG: 0.319										1 0 0 0 0 0 1

Inning Stats	R: 0 E: 0 K: 0 S: 2	H: 1 LOB: 0 BB: 0 P: 3	R: 0 E: 0 K: 0 S: 3	H: 0 LOB: 1 BB: 1 P: 7	R: 0 E: 0 K: 0 S: 4	H: 1 LOB: 1 BB: 0 P: 4	R: 1 E: 0 K: 0 S: 5	H: 2 LOB: 1 BB: 0 P: 5	R: 0 E: 0 K: 1 S: 5	H: 1 LOB: 0 BB: 0 P: 5	R: 0 E: 0 K: 1 S: 5	H: 0 LOB: 0 BB: 0 P: 5	R: 0 E: 0 K: 0 S: 5	H: 2 LOB: 3 BB: 1 P: 9	R: 0 E: 0 K: 1 S: 5	H: 1 LOB: 0 BB: 0 P: 5	R: 1 E: 0 K: 0 S: 4	H: 1 LOB: 1 BB: 1 P: 8	1B: 6 2B: 3 3B: 0 HR: 1	SF: 0 SAC: 2 DP: 1 HBP: 1
--------------	------------------------------	---------------------------------	------------------------------	---------------------------------	------------------------------	---------------------------------	------------------------------	---------------------------------	------------------------------	---------------------------------	------------------------------	---------------------------------	------------------------------	---------------------------------	------------------------------	---------------------------------	------------------------------	---------------------------------	----------------------------------	------------------------------------

PITCHER	IP	WLS	BF	H	R	ER	SO	BB	IBB	HBP	BLK	WP	HR	S	P	ERA	WHIP	PITCHER	IP	WLS	BF	H	R	ER	SO	BB	IBB	HBP	BLK	WP	HR	S	P	ERA	WHIP		
Tom Seaver, R (1, 1) ERA: 2.39	9.0	W	36	9	2	2	3	2	1	1	0	0	1	38	51	2.00	1.222																				


**BOTTOM**

**Cincinnati Reds @ New York Mets**  
Shea Stadium, Flushing, NY

Fri Aug 28 1981, 7:05 PM EDT  
Att. 23,061 - Unknown

livebaseballscorecards.com

AB	30
R	2
H	9
RBI	2
BB	3
SO	3
LOB	17



WP: 0	PA: 36
PB: 0	SB: 0
CS: 2	

Batter	1	2	3	4	5	6	7	8	9	AB R H RBI BB SO LOB	TOP											
Dave Collins, S (1, 9) OBP: 0.350, SLG: 0.384	0-0 F7			0-0 F4-3		4-0 CS BB			0-0 WP 2-3 1B	3 0 1 0 1 0 0												
Ken Griffey, L (1, 8) OBP: 0.354, SLG: 0.396	0-0 F8			0-0 F4-3		0-0 CS	0-0 F6-4-3 1B		0-3 K 1-2 3-H	4 0 1 0 0 1 1												
Dave Concepcion, R (1, 6) OBP: 0.343, SLG: 0.419	0-0 5-3			0-3 K			0-0 F6-4-3 1-2		0-0 6-3	4 0 0 0 0 1 2												
George Foster, R (1, 7) OBP: 0.378, SLG: 0.544		0-0 5-3			0-0 1B F4-6-3 2B		0-0 F9			3 1 1 0 0 0 0												
Dan Driessen, L (1, 3) OBP: 0.336, SLG: 0.352		0-0 F4-3			0-0 F4-6-3 2-3 1B			0-0 F9		3 0 1 0 0 0 0												
Ray Knight, R (1, 5) OBP: 0.339, SLG: 0.370		0-0 F8			0-0 F4-6-3 1-2			0-0 F9		3 0 0 0 0 0 1												
Junior Kennedy, R (8, 5) OBP: 0.115, SLG: 0.120					0-0 F9 3-H					0 0 0 0 0 0 0												
Joe Nolan, L (1, 2) OBP: 0.368, SLG: 0.414			0-0 G3		0-0 F9			0-0 L3		3 0 0 0 0 0 0												
Ron Oester, S (1, 4) OBP: 0.324, SLG: 0.378			0-0 6-3		0-3 K				0-0 E3 1B F4-3 WP	3 1 0 0 0 1 0												
Bruce Berenyi, R (1, 1) OBP: 0.188, SLG: 0.267			0-3 K		0-0 F4				0-0 F4-3 1-2	2 0 0 0 0 1 0												
Larry Bittner, L (9, PH) OBP: 0.311, SLG: 0.325										1 0 0 0 0 0 1												
<b>Inning Stats</b>	R: 0 E: 0 K: 0 S: 3	H: 0 LOB: 0 BB: 0 P: 3	R: 0 E: 0 K: 0 S: 3	H: 0 LOB: 0 BB: 0 P: 3	R: 0 E: 0 K: 1 S: 5	H: 0 LOB: 0 BB: 0 P: 5	R: 0 E: 0 K: 1 S: 5	H: 0 LOB: 0 BB: 0 P: 5	R: 1 E: 0 K: 0 S: 4	H: 2 LOB: 0 BB: 0 P: 4	R: 0 E: 0 K: 1 S: 4	H: 0 LOB: 0 BB: 1 P: 8	R: 0 E: 0 K: 0 S: 3	H: 1 LOB: 0 BB: 0 P: 3	R: 0 E: 0 K: 0 S: 3	H: 0 LOB: 0 BB: 0 P: 3	R: 1 E: 1 K: 1 S: 7	H: 1 LOB: 1 BB: 0 P: 7	1B: 3 2B: 1 3B: 0 HR: 0	SF: 0 SAC: 0 DP: 2 HBP: 0	WP: 1 PB: 0 SB: 0 CS: 1	PA: 31
<b>PITCHER</b>	IP WLS BF H R ER SO BB IBB HBP BLK WP HR S P ERA WHIP																					
Mike Scott, R (1, 1) ERA: 4.21	7.0 W 22 3 1 1 3 1 0 0 0 0 0 0 27 31 1.29 0.571																					
Mike Marshall, R (8, 1) ERA: 3.38	1.1 6 1 1 0 0 0 0 0 0 0 0 0 6 6 0.00 0.750																					
Ray Searage, L (9, 1) ERA: 4.97	0.1 1 0 0 0 1 0 0 0 0 0 1 0 3 3 0.00 0.000																					
Neil Allen, R (9, 1) ERA: 3.12	0.1 S 1 0 0 0 0 0 0 0 0 0 0 0 1 1 0.00 0.000																					

Cincinnati Reds @ New York Mets  
Shea Stadium, Flushing, NY  
Sat Aug 29 1981, 7:05 PM EDT  
Att: 44,598 - Unknown

livebaseballscorecards.com

AB	29
R	2
H	4
RBI	0
BB	1
SO	4
LOB	5



Batter	1	2	3	4	5	6	7	8	9
Lee Mazzilli, S (1, 8) OBP: 0.325, SLG: 0.319	0-0 4-3		4-0 6-3 BB			4-0 1B BB	0-0 F7		
Frank Taveras, R (1, 6) OBP: 0.278, SLG: 0.296	0-0 6-3		0-0 6-3			0-3 K		0-0 WP S 1B	
Hubie Brooks, R (1, 5) OBP: 0.337, SLG: 0.406	0-0 1B		0-0 6-3			0-0 1B 1B		0-3 K	
Dave Kingman, R (1, 7) OBP: 0.339, SLG: 0.492	0-3 K			0-3 K		0-0 1-2 1B		0-3 K	
Ellis Valentine, R (1, 9) OBP: 0.240, SLG: 0.339		0-3 K		0-3 K		0-0 F7		0-3 K 1B	
Rusty Staub, L (1, 3) OBP: 0.387, SLG: 0.404		4-0 BB		0-0 F7		0-3 K		0-0 1B	
Bob Bailor, R (8, PR) OBP: 0.344, SLG: 0.291			G6-4-3 BB					1-3 3-H 1B	
Alex Trevino, R (1, 2) OBP: 0.331, SLG: 0.278		0-0 G6-4-3			0-3 K		0-0 E6 WP	0-0 L4	
Doug Flynn, R (1, 4) OBP: 0.238, SLG: 0.287			0-0 F9		0-0 F4-3		0-0 F5		
Mike Scott, R (1, 1) OBP: 0.147, SLG: 0.067			0-0 6-3 BB		0-3 K		0-0 G3		
Mike Jorgensen, L (7, PH) OBP: 0.301, SLG: 0.432									
Mike Marshall, R (8, 1)									
Ray Seavage, L (9, 1) OBP: 1.000, SLG: 1.000									
Neil Allen, R (9, 1) OBP: 0.200, SLG: 0.600									

Inning Stats	R: 0	H: 1	E: 0	LOB: 1	K: 1	BB: 0	S: 6	P: 6
	R: 0	H: 0	E: 0	LOB: 0	K: 1	BB: 1	S: 4	P: 8
	R: 0	H: 1	E: 0	LOB: 2	K: 0	BB: 1	S: 4	P: 8
	R: 0	H: 0	E: 0	LOB: 0	K: 2	BB: 0	S: 7	P: 7
	R: 0	H: 0	E: 0	LOB: 0	K: 2	BB: 0	S: 7	P: 7
	R: 1	H: 2	E: 0	LOB: 2	K: 2	BB: 1	S: 9	P: 13
	R: 1	H: 0	E: 1	LOB: 0	K: 0	BB: 0	S: 4	P: 4
	R: 1	H: 2	E: 0	LOB: 2	K: 3	BB: 0	S: 12	P: 12

PITCHER	IP	WLS	BF	H	R	ER	SO	BB	IBB	HBP	BLK	WP	HR	S	P	ERA	WHIP
Bruce Berenyi, R (1, 1) ERA: 3.48	8.0	L	34	6	3	2	11	3	0	0	0	2	0	53	65	2.25	1.125

AB	R	H	RBI	BB	SO	LOB
2	1	0	0	2	0	0
4	1	1	0	0	1	3
4	0	2	1	0	1	3
4	0	1	0	0	3	2
4	0	0	0	0	3	3
3	0	1	1	1	1	2
0	0	0	0	0	0	0
4	1	0	0	0	1	3
3	0	0	0	0	0	1
2	0	1	0	0	1	0
1	0	0	0	0	0	1
0	0	0	0	0	0	0
0	0	0	0	0	0	0
0	0	0	0	0	0	0

**BOTTOM**

**Cincinnati Reds @ New York Mets**  
 Shea Stadium, Flushing, NY  
 Sat Aug 29 1981, 7:05 PM EDT  
 Att. 44,598 - Unknown

AB	31
R	3
H	6
RBI	2
BB	3
SO	11
LOB	18



WP	PA
2	34
PB: 0	
SB: 3	
CS: 0	

1B	SF	WP	PA
6	0	2	34
2B: 0	SAC: 0	PB: 0	
3B: 0	DP: 1	SB: 3	
HR: 0	HBP: 0	CS: 0	

PITCHER	IP	WLS	BF	H	R	ER	SO	BB	IBB	HBP	BLK	WP	HR	S	P	ERA	WHIP
Bruce Berenyi, R (1, 1) ERA: 3.48	8.0	L	34	6	3	2	11	3	0	0	0	2	0	53	65	2.25	1.125

Batter	1	2	3	4	5	6	7	8	9	AB R H RBI BB SO LOB	TOP	
<b>Dave Collins, S</b> (1, 9) <small>H</small> OBP: 0.350, SLG: 0.391 <b>Sam Mejias, R</b> (9, 9) OBP: 0.333, SLG: 0.364	1-0 FC4-6 HBP	0-0 E3 1B		0-0 F4-3		0-0 HR	0-3 K		0-0 F4	5 1 1 1 0 1 4 0 0 0 0 0 0 0		
<b>Ken Griffey, L</b> (1, 8) <small>X</small> OBP: 0.358, SLG: 0.418	0-0 FC4-6 1B 1-2f	0-0 FC5-4 1B		0-0 F8		0-0 HR		0-0 1B 3B		5 3 3 2 0 0 1		
<b>Dave Concepcion, R</b> (1, 6) <small>X</small> OBP: 0.347, SLG: 0.422	0-0 BB BB 1-3 1B	0-0 F9		0-0 6-3		0-0 1B		0-0 F6-4-3 1B		5 0 3 1 0 0 2		
<b>George Foster, R</b> (1, 7) <small>S S</small> OBP: 0.372, SLG: 0.535	0-3 K	0-0 FC5-4 1-2f			0-3 K	0-0 F7		0-0 F6-4-3 1-2		5 0 0 0 0 2 6		
<b>Dan Driessen, L</b> (1, 3) <small>B B B</small> OBP: 0.342, SLG: 0.361	4-0 BB 1-2 BB		0-0 1-3		0-0 1B SF7 1B	0-0 F4-3		0-0 2B		4 1 2 0 1 0 1		
<b>Joe Nolan, L</b> (1, 2) <small>B B B</small> OBP: 0.374, SLG: 0.416	4-0 1-2 2-3 3-H BB		0-0 FC5-4 1B 1B		0-0 1-3 1B		0-0 5-3	0-0 F8		4 0 2 1 1 0 1		
<b>Ron Oester, S</b> (1, 4) <small>X</small> OBP: 0.321, SLG: 0.376	0-0 G3		0-0 F9		0-0 SF7		0-0 SH3-4 BB 1B		0-0 F8	4 0 1 1 0 0 4		
<b>Junior Kennedy, R</b> (1, 5) OBP: 0.226, SLG: 0.207		0-0 E SH3-4 1B 1B	0-0 1-2 1B		0-0 F9		4-0 SH3-4 BB		0-0 SH3-4 1B	4 1 3 0 1 0 1		
<b>Paul Moskau, R</b> (1, 1) <b>Michael LaCoss, R</b> (5, 1)		0-0 SH3-4	0-0 FC5			0-0 F7	0-0 SH3-4		0-0 SH3-4	1 0 0 0 0 0 2 1 0 0 0 0 0 0		
<b>Inning Stats</b>	R: 1 H: 1 E: 0 LOB: 3 K: 1 BB: 2 S: 6 P: 15	R: 1 H: 2 E: 1 LOB: 2 K: 0 BB: 0 S: 6 P: 6	R: 0 H: 2 E: 0 LOB: 2 K: 0 BB: 0 S: 5 P: 5	R: 0 H: 0 E: 0 LOB: 0 K: 0 BB: 0 S: 3 P: 3	R: 1 H: 2 E: 0 LOB: 1 K: 1 BB: 0 S: 7 P: 7	R: 2 H: 3 E: 0 LOB: 1 K: 0 BB: 0 S: 6 P: 6	R: 0 H: 1 E: 0 LOB: 2 K: 1 BB: 1 S: 6 P: 10	R: 1 H: 3 E: 0 LOB: 1 K: 0 BB: 0 S: 5 P: 5	R: 0 H: 1 E: 0 LOB: 1 K: 0 BB: 0 S: 4 P: 4	1B: 11 SF: 1 2B: 1 SAC: 3 3B: 1 DP: 1 HR: 2 HBP: 1	WP: 0 PA: 46 PB: 0 SB: 0 CS: 0	
<b>PITCHER</b>	IP WLS BF H R ER SO BB IBB HBP BLK WP HR S P ERA WHIP <b>Greg Harris, R</b> (1, 1) <small>ERA: 4.68</small> <b>Terry Leach, R</b> (2, 1) <small>ERA: 1.13</small> <b>Dan Boitano, R</b> (5, 1) <small>ERA: 5.23</small> <b>Dyar Miller, R</b> (7, 1) <small>ERA: 3.38</small>											<b>PITCHER</b> IP WLS BF H R ER SO BB IBB HBP BLK WP HR S P ERA WHIP

Cincinnati Reds @ New York Mets  
 Shea Stadium, Flushing, NY  
 Sun Aug 30 1981, 3:33 AM EDT  
 Att: 18,770 - Unknown

livebaseballscorecards.com

<b>AB</b>	38
<b>R</b>	6
<b>H</b>	15
<b>RBI</b>	6
<b>BB</b>	3
<b>SO</b>	3
<b>LOB</b>	22





Batter	1	2	3	4	5	6	7	8	9	AB R H RBI BB SO LOB	TOP									
Lee Mazzilli, S (1, 8) OBP: 0.333, SLG: 0.355	0-0 F6		0-0 HR		4-0 BB		0-3 K			3 1 1 1 1 1 1										
Frank Taveras, R (1, 6) OBP: 0.278, SLG: 0.295	0-0 1B		0-3 K		0-0 F6			0-0 F8		4 0 1 0 0 1 1										
Hubie Brooks, R (1, 5) OBP: 0.337, SLG: 0.407	0-3 K			0-0 1B		0-0 2B		0-0 4-3		4 0 2 0 0 1 1										
Dave Kingman, R (1, 3) OBP: 0.339, SLG: 0.488		0-0 1B		0-3 K		0-0 F7		0-0 2B		4 0 2 0 0 1 2										
Mike Jorgensen, L (1, 7) OBP: 0.306, SLG: 0.430		0-0 F8		0-0 1B		0-0 4-3		0-3 K		4 0 1 0 0 1 3										
Ellis Valentine, R (1, 9) OBP: 0.235, SLG: 0.335		0-3 K		0-3 K		0-3 K			0-0 1-3	4 0 0 0 0 3 4										
John Stearns, R (1, 2) OBP: 0.312, SLG: 0.310		0-0 2-3		0-0 F9			0-0 G3 SH1-3 1B		0-0 5-3	4 0 1 0 0 0 3										
Doug Flynn, R (1, 4) OBP: 0.249, SLG: 0.297			0-0 1B		0-0 F6-3		0-0 SH1-3		0-0 F9	2 0 1 0 0 0 0										
Mookie Wilson, S (9, PH) OBP: 0.349, SLG: 0.399							1-2			1 0 0 0 0 0 0										
Pat Zachry, R (1, 1) OBP: 0.212, SLG: 0.194			0-0 B1-6-4		0-0 5-3		0-0 G3			2 0 0 0 0 0 1										
Mike Cabbage, L (7, PH) OBP: 0.291, SLG: 0.306										1 0 0 0 0 0 1										
Ray Searage, L (7, 1) OBP: 1.000, SLG: 1.000			1-2				2-3			0 0 0 0 0 0 0										
<b>Inning Stats</b>	R: 0 E: 0 K: 1 S: 5	H: 1 LOB: 0 BB: 0 P: 5	R: 0 E: 0 K: 1 S: 6	H: 1 LOB: 1 BB: 0 P: 6	R: 1 E: 0 K: 1 S: 6	H: 2 LOB: 0 BB: 0 P: 6	R: 0 E: 0 K: 2 S: 9	H: 2 LOB: 2 BB: 0 P: 9	R: 0 E: 0 K: 0 S: 3	H: 0 LOB: 1 BB: 1 P: 7	R: 0 E: 0 K: 1 S: 6	H: 1 LOB: 1 BB: 0 P: 6	R: 0 E: 0 K: 1 S: 6	H: 1 LOB: 1 BB: 0 P: 6	R: 0 E: 0 K: 0 S: 3	H: 0 LOB: 0 BB: 0 P: 3	1B: 6 2B: 2 3B: 0 HR: 1	SF: 0 SAC: 1 DP: 1 HBP: 0	WP: 0 PB: 0 SB: 0 CS: 0	PA: 35
<b>PITCHER</b> Don Sutton, R (1, 1) ERA: 3.11	IP: 9.0 WLS: W BF: 35 H: 9 R: 1 ER: 1 SO: 8 BB: 1 IBB: 0 HBP: 0 BLK: 0 WP: 0 HR: 1 S: 50 P: 54 ERA: 1.00 WHIP: 1.111																			

**New York Mets @ Houston Astros**  
Astrodome, Houston, TX  
Mon Aug 31 1981, 8:05 PM EDT  
Att. 10,669 - Dome - 72 F

livebaseballscorecards.com

<b>AB</b>	33
<b>R</b>	1
<b>H</b>	9
<b>RBI</b>	1
<b>BB</b>	1
<b>SO</b>	8
<b>LOB</b>	17





Batter	1	2	3	4	5	6	7	8	9
Tony Scott, S OBP: 0.286, SLG: 0.356 (1, 8)	0-0 G3 SH5-3 2B 1B	0-0 F4-3			0-0 SH5-3 E 1B		0-0 F9	0-0 FC6-4 1B	
Craig Reynolds, L OBP: 0.272, SLG: 0.389 (1, 6)	0-0 SH5-3 1-2		0-0 G3 2B		0-0 SH5-3 1-2		0-0 F9	0-0 FC6-4 1-2f 1B	
Denny Walling, L OBP: 0.364, SLG: 0.391 (1, 9)	0-0 G3 2-3		0-0 G3 2-3		0-0 F6		0-0 F4-3		
Jose Cruz, L OBP: 0.321, SLG: 0.453 (1, 7)	0-0 E 2B 3-H		0-0 F7		0-0 F4 2-H		0-0 F4-3		
Harry Spilman, L OBP: 0.302, SLG: 0.256 (1, 3)	0-0 E3 E 2-H		0-0 F9		0-0 F8		0-3 K		
Art Howe, R OBP: 0.375, SLG: 0.431 (1, 5)	0-0 E3 2-H		0-0 1-3		0-0 F9		0-0 2B BB 1B		
Alan Ashby, S OBP: 0.344, SLG: 0.330 (1, 2)	0-3 K		0-0 1B		0-0 6-3		0-0 BB 1B 2B		
Joe Pittman, R OBP: 0.333, SLG: 0.341 (1, 4)		0-3 K	0-0 F7		4-0 BB		4-0 1B BB IBB		
Don Sutton, R OBP: 0.214, SLG: 0.108 (1, 1)		0-3 K	0-0 1-3		0-0 F9		4-0 1B BB 1-2 2-3 3-H		

Inning Stats	R: 3	H: 2	E: 2	K: 1	S: 9	LOB: 1	BB: 0	P: 9	R: 0	H: 0	E: 0	K: 2	S: 7	LOB: 0	BB: 0	P: 7	R: 0	H: 1	E: 0	K: 0	S: 4	LOB: 1	BB: 0	P: 4	R: 0	H: 1	E: 0	K: 0	S: 4	LOB: 1	BB: 0	P: 4	R: 1	H: 1	E: 1	K: 0	S: 5	LOB: 1	BB: 0	P: 5	R: 0	H: 0	E: 0	K: 0	S: 3	LOB: 1	BB: 1	P: 7	R: 0	H: 0	E: 0	K: 0	S: 3	LOB: 0	BB: 0	P: 3	R: 2	H: 3	E: 0	K: 1	S: 8	LOB: 3	BB: 2	P: 16
--------------	------	------	------	------	------	--------	-------	------	------	------	------	------	------	--------	-------	------	------	------	------	------	------	--------	-------	------	------	------	------	------	------	--------	-------	------	------	------	------	------	------	--------	-------	------	------	------	------	------	------	--------	-------	------	------	------	------	------	------	--------	-------	------	------	------	------	------	------	--------	-------	-------

PITCHER	IP	WLS	BF	H	R	ER	SO	BB	IBB	HBP	BLK	WP	HR	S	P	ERA	WHIP
Pat Zachry, R ERA: 3.79 (1, 1)	6.0	L	27	5	4	1	3	1	0	0	0	0	0	32	36	1.50	1.000
Ray Searge, L ERA: 5.52 (7, 1)	2.0		11	3	2	2	1	1	1	0	0	0	0	11	19	9.00	2.000

AB	R	H	RBI	BB	SO	LOB	
5	2	3	1	0	0	0	
3	0	1	0	0	0	3	
4	0	0	0	0	0	3	
4	1	1	1	0	0	1	
4	1	0	0	0	1	2	
4	1	1	0	0	0	0	
4	1	2	0	0	1	1	
2	0	0	0	2	1	1	
3	0	0	1	1	1	2	
1B: 5	SF: 0	2B: 3	SAC: 2	3B: 0	DP: 0	HR: 0	HBP: 0

**BOTTOM**

**New York Mets @ Houston Astros**  
Astrodome, Houston, TX  
Mon Aug 31 1981, 8:05 PM EDT  
Att. 10,669 - Dome - 72 F

[livebaseballscores.com](http://livebaseballscores.com)

AB	33
R	6
H	8
RBI	3
BB	3
SO	4
LOB	13



WP: 0	PA: 38
PB: 0	SB: 0
CS: 0	

Batter	1	2	3	4	5	6	7	8	9	AB R H RBI BB SO LOB	TOP																	
Mookie Wilson, S OBP: 0.347, SLG: 0.396 (1, 8) X	0-0 L6-3 1B		0-0 G3			0-3 K		0-0 G3		4 0 1 0 0 1 1																		
Frank Taveras, R OBP: 0.273, SLG: 0.290 (1, 6) X	0-0 L6-3 1-2			0-3 K		0-0 FC6-4 1-2f		0-0 6-3		4 0 0 0 0 1 2																		
Hubie Brooks, R OBP: 0.339, SLG: 0.404 (1, 5) S S S	0-3 K			0-3 K			4-0 2B BB	4-0 BB		2 1 0 0 2 2 0																		
Dave Kingman, R OBP: 0.334, SLG: 0.480 (1, 3) X		0-0 4-3		0-0 6-3			0-0 F2	0-3 K		4 0 0 0 0 1 2																		
Lee Mazzilli, S OBP: 0.336, SLG: 0.359 (1, 7) B B B B		4-0 FC1-5-4 BB				0-0 F9	0-0 3-1 1-H 1B 2B	0-0 F7		3 1 1 1 1 0 0																		
Mike Jorgensen, L OBP: 0.294, SLG: 0.411 (1, 9) X		0-0 FC1-5-4 PB 1-3				0-0 F8	0-0 3-1	0-0 F3		4 0 0 0 0 0 2																		
Alex Trevino, R OBP: 0.336, SLG: 0.280 (1, 2) X		0-0 G3 1-3				0-0 4-3	4-0 1B BB	0-0 1B		3 0 1 0 1 0 1																		
Doug Flynn, R OBP: 0.247, SLG: 0.294 (1, 4) X			0-0 F1-3			0-0 F6-3	0-0 1-2 3-H 1B	0-0 5-3		2 0 0 0 0 0 0																		
Rusty Staub, L OBP: 0.403, SLG: 0.406 (7, PH)										1 0 1 1 0 0 0																		
Ron Gardenhire, R (7, PR) (7, 4)										1 0 0 0 0 0 1																		
Pete Falcone, L (1, 1)			0-3 K			0-0 K	0-0 FC6-4 1B	0-0 F8		1 0 0 0 0 1 0																		
Ron Hodges, L OBP: 0.379, SLG: 0.423 (6, PH)										1 0 1 0 0 0 0																		
Terry Leach, R (6, 1)										0 0 0 0 0 0 0																		
Mike Cabbage, L OBP: 0.286, SLG: 0.300 (7, PH)										1 0 0 0 0 0 2																		
Mike Marshall, R (7, 1)										0 0 0 0 0 0 0																		
<b>Inning Stats</b>	R: 0 E: 0 K: 1 S: 5	H: 1 LOB: 0 BB: 0 P: 5	R: 0 E: 0 K: 0 S: 3	H: 0 LOB: 1 BB: 1 P: 7	R: 0 E: 0 K: 1 S: 5	H: 0 LOB: 0 BB: 0 P: 5	R: 0 E: 0 K: 2 S: 7	H: 0 LOB: 0 BB: 0 P: 7	R: 0 E: 0 K: 0 S: 3	H: 0 LOB: 0 BB: 0 P: 3	R: 0 E: 0 K: 1 S: 6	H: 1 LOB: 1 BB: 0 P: 6	R: 2 E: 0 K: 0 S: 5	H: 2 LOB: 2 BB: 2 P: 13	R: 0 E: 0 K: 1 S: 5	H: 0 LOB: 1 BB: 1 P: 9	R: 0 E: 0 K: 0 S: 4	H: 1 LOB: 1 BB: 0 P: 4	1B: 4 2B: 2 3B: 0 HR: 0	SF: 0 SAC: 0 DP: 1 HBP: 0	WP: 0 PB: 1 SB: 2 CS: 0	PA: 35						
<b>PITCHER</b>	IP WLS BF H R ER SO BB IBB HBP BLK WP HR S P ERA WHIP																											
Joe Niekro, R ERA: 2.99 (1, 1)	6.1		23	3	2	2	5	2	0	0	0	0	0	0	31	39	2.84	0.789										
Dave Smith, R ERA: 3.32 (7, 1)	0.2		4	1	0	0	0	1	0	0	0	0	0	3	7	0.00	3.000											
Joe Sambito, L ERA: 1.85 (8, 1)	2.0	W	8	1	0	0	1	1	0	0	0	0	0	9	13	0.00	1.000											

**New York Mets @ Houston Astros**  
Astrodome, Houston, TX  
Tue Sep 01 1981, 8:05 PM EDT  
Att. 16,339 - Dome - 72 F

livebaseballscorecards.com

AB	31
R	2
H	5
RBI	2
BB	4
SO	6
LOB	11



BOTTOM

New York Mets @ Houston Astros  
Astrodome, Houston, TX  
Tue Sep 01 1981, 8:05 PM EDT  
Att. 16,339 - Dome - 72 F

livebaseballscorecards.com

AB 32  
R 3  
H 8  
RBI 2  
BB 1  
SO 1  
LOB 17



WP: 1 PA: 36  
PB: 0  
SB: 1  
CS: 0

AB R H RBI BB SO LOB

3 0 0 0 0 0 1

4 0 1 0 0 0 3

3 1 1 0 0 0 2

4 0 0 0 0 1 2

3 1 1 1 1 0 1

3 0 2 0 0 0 1

1 0 0 0 0 0 0

3 0 0 1 0 0 3

1 0 1 0 0 0 0

0 1 0 0 0 0 0

2 0 1 0 0 0 2

2 0 0 0 0 0 1

1 0 1 0 0 0 0

0 0 0 0 0 0 0

1 0 0 0 0 0 0

0 0 0 0 0 0 0

1 0 0 0 0 0 1

1B: 5 SF: 0  
2B: 3 SAC: 3  
3B: 0 DP: 2  
HR: 0 HBP: 0

Batter	1	2	3	4	5	6	7	8	9
Tony Scott, S OBP: 0.283, SLG: 0.352 (1, 8)	0-0 F7		0-0 F7		0-0 SH FC5-3		0-0 F8		
Kiko Garcia, R OBP: 0.327, SLG: 0.316 (1, 6)	0-0 F4-3		0-0 5-3		0-0 F1			0-0 SH3 1B	
Cesar Cedeno, R OBP: 0.333, SLG: 0.366 (1, 3)	0-0 6-3			0-0 F4-3 2B	0-0 FC5-3			0-0 SH3	
Jose Cruz, L OBP: 0.317, SLG: 0.447 (1, 7)		0-0 F6		0-0 F4-3		0-0 F7		0-3 K	
Art Howe, R OBP: 0.377, SLG: 0.434 (1, 5)		0-0 F8		0-0 1B E 2B		4-0 FC5-4 BB		0-0 5-3	
Gary Woods, R OBP: 0.296, SLG: 0.267 Denny Walling, L OBP: 0.361, SLG: 0.388 (1, 9) (9, PH)		0-0 1B S		0-0 1B E		0-0 F7			0-0 6-3
Luis Pujols, R OBP: 0.284, SLG: 0.282 Alan Ashby, S OBP: 0.348, SLG: 0.339 Scott Loucks, R (9, PR)		0-0 G3		0-0 E5 F5-4-3		0-0 FC5-4			0-0 6-3 WP 2B
Dickie Thon, R OBP: 0.313, SLG: 0.296 Phil Garner, R OBP: 0.324, SLG: 0.322 (1, 4) (7, PH) (8, 4)			0-0 SH1-4 1B	0-0 F5-4-3			0-0 6-3		0-0 6-3
Joe Niekro, R OBP: 0.220, SLG: 0.179 Dave Smith, R OBP: 0.200, SLG: 0.200 Terry Puhl, L OBP: 0.338, SLG: 0.377 Joe Sambito, L (8, 1)			0-0 SH1-4		0-0 FC5-3 SH 1B		0-0 F4		0-0 WP
Harry Spilman, L OBP: 0.302, SLG: 0.256 (9, PH)									0-0 3-H

Inning Stats	R: 0	H: 0	E: 0	K: 0	S: 3	H: 0	LOB: 0	BB: 0	P: 3	R: 0	H: 1	E: 0	K: 0	S: 4	R: 0	H: 1	E: 1	K: 0	S: 6	R: 0	H: 3	E: 1	K: 0	S: 6	R: 0	H: 1	E: 1	K: 0	S: 4	R: 0	H: 0	E: 0	K: 0	S: 3	R: 0	H: 0	E: 0	K: 0	S: 3	R: 0	H: 1	E: 0	K: 1	S: 6	R: 1	H: 1	E: 0	K: 0	S: 3	1B: 5	SF: 0	2B: 3	SAC: 3	3B: 0	DP: 2	HR: 0	HBP: 0	WP: 1	PA: 36
--------------	------	------	------	------	------	------	--------	-------	------	------	------	------	------	------	------	------	------	------	------	------	------	------	------	------	------	------	------	------	------	------	------	------	------	------	------	------	------	------	------	------	------	------	------	------	------	------	------	------	------	-------	-------	-------	--------	-------	-------	-------	--------	-------	--------

PITCHER	IP	WLS	BF	H	R	ER	SO	BB	IBB	HBP	BLK	WP	HR	S	P	ERA	WHIP
Pete Falcone, L ERA: 2.9 (1, 1)	5.0		21	6	2	2	0	0	0	0	0	0	0	21	21	3.60	1.200
Terry Leach, R ERA: 1.06 (6, 1)	1.0		4	0	0	0	0	1	0	0	0	0	0	3	7	0.00	1.000
Mike Marshall, R ERA: 3.38 (7, 1)	2.2	L	11	2	1	1	1	0	0	0	0	1	0	12	12	3.38	0.750

Batter	1	2	3	4	5	6	7	8	9	AB R H RBI BB SO LOB	TOP																
Mookie Wilson, S OBP: 0.342, SLG: 0.389 (1, 8)	0-3 K		0-0 1-3			0-0 F8		0-0 6-3		4 0 0 0 0 1 1																	
Frank Taveras, R OBP: 0.269, SLG: 0.285 (1, 6)	0-0 F9		0-3 K			0-0 F7		0-0 F3		4 0 0 0 0 1 0																	
Hubie Brooks, R OBP: 0.342, SLG: 0.405 (1, 5)	0-0 1B			0-0 FC5-4 1B		0-3 K		0-0 F9		4 0 2 0 0 1 0																	
Dave Kingman, R OBP: 0.330, SLG: 0.473 (1, 3)	0-3 K			0-0 FC5-4 1-2f		0-0 F7		0-3 K		4 0 0 0 0 2 2																	
Lee Mazzilli, S OBP: 0.332, SLG: 0.354 (1, 7)		0-3 K		0-3 K		0-3 K				3 0 0 0 0 3 1																	
Ellis Valentine, R OBP: 0.232, SLG: 0.330 (1, 9)		0-0 F8		0-0 F6		0-0 F9				3 0 0 0 0 0 1																	
Alex Trevino, R OBP: 0.336, SLG: 0.275 (1, 2) (8, 4)		4-0 FC5-4 BB			0-0 3-1			0-0 6-3		2 0 0 0 1 0 0																	
Doug Flynn, R OBP: 0.248, SLG: 0.295 Dyar Miller, R OBP: 0.333, SLG: 0.333 (1, 4) (8, 1)		0-0 FC5-4 1-2f			0-0 F6-3			0-0 1B		3 0 1 0 0 0 1 0 0 0 0 0 0 0																	
Mike Scott, R OBP: 0.143, SLG: 0.065 Dan Boliano, R OBP: 0.397, SLG: 0.407 Ron Hodges, L OBP: 0.397, SLG: 0.407 Terry Leach, R OBP: 1.000, SLG: 1.000 Ray Searage, L OBP: 0.310, SLG: 0.309 (1, 1) (4, 1) (5, PH) (5, 1) (6, 1) (8, PH) (8, 2)			0-0 F7		0-0 1-3			0-3 K		1 0 0 0 0 0 0 0 0 0 0 0 0 0 1 0 1 0 0 0 0 1 1																	
<b>Inning Stats</b>	R: 0 E: 0 K: 2 S: 8	H: 1 LOB: 1 BB: 0 P: 8	R: 0 E: 0 K: 1 S: 5	H: 0 LOB: 1 BB: 1 P: 9	R: 0 E: 0 K: 1 S: 5	H: 0 LOB: 0 BB: 0 P: 5	R: 0 E: 0 K: 1 S: 6	H: 1 LOB: 1 BB: 0 P: 6	R: 0 E: 0 K: 1 S: 3	H: 0 LOB: 0 BB: 0 P: 3	R: 0 E: 0 K: 1 S: 5	H: 0 LOB: 0 BB: 0 P: 5	R: 0 E: 0 K: 1 S: 5	H: 0 LOB: 0 BB: 0 P: 5	R: 0 E: 0 K: 1 S: 6	H: 1 LOB: 1 BB: 0 P: 6	R: 0 E: 0 K: 1 S: 5	H: 0 LOB: 0 BB: 0 P: 5	R: 0 E: 0 K: 1 S: 5	H: 0 LOB: 0 BB: 0 P: 5	1B: 3 2B: 0 3B: 0 HR: 0	SF: 0 SAC: 0 DP: 0 HBP: 0	WP: 0 PB: 0 SB: 0 CS: 0	PA: 31			
<b>PITCHER</b> Bob Knepper, L ERA: 1.8 (1, 1)	IP 9.0	WLS W	BF 31	H 3	R 0	ER 0	SO 9	BB 1	IBB 0	HBP 0	BLK 0	WP 0	HR 0	S 48	P 52	ERA 0.00	WHIP 0.444										
										<b>PITCHER</b>	IP	WLS	BF	H	R	ER	SO	BB	IBB	HBP	BLK	WP	HR	S	P	ERA	WHIP

**New York Mets @ Houston Astros**  
Astrodome, Houston, TX  
Wed Sep 02 1981, 8:05 PM EDT  
Att. 18,938 - Dome - 72 F

[livebaseballscorecards.com](http://livebaseballscorecards.com)

AB	30
R	0
H	3
RBI	0
BB	1
SO	9
LOB	7



Batter	1	2	3	4	5	6	7	8	9
<b>Tony Scott, S</b> OBP: 0.292, SLG: 0.364 (1, 8)	0-0 F4-3 1-3 2B	0-0 1B		0-0 2-H 1B		0-0 5-3 2-3		0-0 1B	
<b>Phil Garner, R</b> OBP: 0.316, SLG: 0.314 (1, 4)	0-0 F4-3 2-3	0-0 F8		0-3 K		0-0 1-3		0-0 F8	
<b>Terry Puhl, L</b> OBP: 0.333, SLG: 0.372 (1, 9)	0-0 1-3 3-H		0-0 F4-3		0-0 F8		0-0 F4		
<b>Jose Cruz, L</b> OBP: 0.316, SLG: 0.444 (1, 7)	0-0 G3		0-0 FC5-4 1B		0-0 F2		0-0 G3		
<b>Cesar Cedeno, R</b> OBP: 0.336, SLG: 0.372 (1, 3)		0-0 1B 2B	0-0 F8		0-0 F3		0-0 1B 1B		
<b>Art Howe, R</b> OBP: 0.380, SLG: 0.437 (1, 5)		0-0 HR 1B	0-0 FC5-4		0-0 1B 2B 1B		0-0 1B 1B		
<b>Dave Roberts, R</b> OBP: 0.255, SLG: 0.341 (7, PH) (8, 5)		0-0 HR 1B	0-0 1-2f		0-0 1B 1B		0-0 1B 1B		
<b>Alan Ashby, S</b> OBP: 0.360, SLG: 0.369 (1, 2)		0-0 HR	0-0 FC1-6 1B		0-0 1B 1B		0-0 1B 1B		
<b>Craig Reynolds, L</b> OBP: 0.272, SLG: 0.387 (1, 6)		0-0 6-3	0-0 FC1-6 SH1-4 1B		0-0 2B 1B		0-0 F9		
<b>Bob Knepper, L</b> OBP: 0.158, SLG: 0.189 (1, 1)		0-3 K	0-0 SH1-4		0-0 5-3 1-H 3-H 2B		0-3 K		

Inning Stats	R: 1	H: 1	E: 0	LOB: 0	K: 0	S: 4	P: 4	R: 3	H: 4	E: 0	LOB: 1	K: 1	S: 9	P: 9	R: 0	H: 1	E: 0	LOB: 1	K: 0	S: 4	P: 4	R: 1	H: 2	E: 0	LOB: 1	K: 1	S: 7	P: 7	R: 0	H: 0	E: 0	LOB: 0	K: 0	S: 3	P: 3	R: 2	H: 4	E: 0	LOB: 1	K: 0	S: 6	P: 6	R: 1	H: 3	E: 0	LOB: 2	K: 0	S: 5	P: 5	R: 0	H: 1	E: 0	LOB: 1	K: 1	S: 6	P: 6
--------------	------	------	------	--------	------	------	------	------	------	------	--------	------	------	------	------	------	------	--------	------	------	------	------	------	------	--------	------	------	------	------	------	------	--------	------	------	------	------	------	------	--------	------	------	------	------	------	------	--------	------	------	------	------	------	------	--------	------	------	------

AB	R	H	RBI	BB	SO	LOB
5	1	4	1	0	0	1
5	0	0	0	0	1	5
4	0	0	1	0	0	0
4	0	1	0	0	0	0
4	2	2	0	0	0	1
3	2	2	1	0	0	1
1	0	1	0	0	0	0
4	1	4	3	0	0	0
4	2	1	0	0	0	1
3	0	1	2	0	2	0


PITCHER	IP	WLS	BF	H	R	ER	SO	BB	IBB	HBP	BLK	WP	HR	S	P	ERA	WHIP
<b>Mike Scott, R</b> ERA: 4.49 (1, 1)	3.2	L	19	8	5	5	1	0	0	0	0	0	1	21	21	12.27	2.182
<b>Dan Boitano, R</b> ERA: 5.06 (4, 1)	0.1		1	0	0	0	1	0	0	0	0	0	0	3	3	0.00	0.000
<b>Terry Leach, R</b> ERA: 1.96 (5, 1)	1.1		7	4	2	2	0	0	0	0	0	0	0	7	7	13.50	3.000
<b>Ray Seavage, L</b> ERA: 5.51 (6, 1)	1.2		7	3	1	1	0	0	0	0	0	0	0	7	7	5.40	1.800
<b>Dyar Miller, R</b> ERA: 3.29 (8, 1)	1.0		4	1	0	0	1	0	0	0	0	0	0	6	6	0.00	1.000

WP	HR	S	P	ERA	WHIP
0	0	0	0	0	0
0	0	0	0	0	0
0	0	0	0	0	0
0	0	0	0	0	0
0	0	0	0	0	0
0	0	0	0	0	0

**AB 37**  
**R 8**  
**H 16**  
**RBI 8**  
**BB 0**  
**SO 3**  
**LOB 9**

**WP: 0** **PA: 38**  
**PB: 0**  
**SB: 0**  
**CS: 0**

**New York Mets @ Houston Astros**  
**Astrodome, Houston, TX**  
**Wed Sep 02 1981, 8:05 PM EDT**  
**Att. 18,938 - Dome - 72 F**



livebaseballscorecards.com

Batter	1	2	3	4	5	6	7	8	9	AB R H RBI BB SO LOB	TOP											
<b>Brett Butler, L</b> (1, 7) OBP: 0.321, SLG: 0.367	0-0 F4		0-0 F9			4-0 E S BB		0-0 F7		3 0 0 0 1 0 0												
<b>Claudell Washington, L</b> (1, 9) OBP: 0.338, SLG: 0.411	0-0 F8		0-0 F8			0-3 K		0-3 K		4 0 0 0 0 2 1												
<b>Bob Horner, R</b> (1, 5) OBP: 0.317, SLG: 0.389	0-0 5-3				0-3 K	0-0 F8		0-3 K		4 0 0 0 0 2 1												
<b>Chris Chambliss, L</b> (1, 3) OBP: 0.350, SLG: 0.413		0-3 K		0-3 K		0-0 G3		0-0 1B		4 0 1 0 0 2 1												
<b>Dale Murphy, R</b> (1, 8) OBP: 0.321, SLG: 0.366		0-3 K		0-3 K		0-0 F2		0-0 1B		4 0 1 0 0 2 0												
<b>Glenn Hubbard, R</b> (1, 4) OBP: 0.331, SLG: 0.388		0-0 1B			0-0 HR	0-0 F7		0-0 F7		4 1 2 1 0 0 2												
<b>Bruce Benedict, R</b> (1, 2) OBP: 0.338, SLG: 0.370		0-0 1B			0-0 L3	0-0 F9				3 0 2 0 0 0 0												
<b>Rafael Ramirez, R</b> (1, 6) OBP: 0.275, SLG: 0.270		0-3 K			0-0 L3			0-3 K		3 0 0 0 0 2 3												
<b>Phil Niekro, R</b> (1, 1) OBP: 0.075, SLG: 0.075			0-0 F8		0-0 F8			0-0 G3		2 0 0 0 0 0 0												
<b>Gene Garber, R</b> (7, 1)										0 0 0 0 0 0 0												
<b>Biff Pocoroba, S</b> (8, PH) OBP: 0.263, SLG: 0.208										1 0 0 0 0 0 0												
<b>Steve Bedrosian, R</b> (8, 1)										0 0 0 0 0 0 0												
<b>Inning Stats</b>	R: 0 E: 0 K: 0 S: 3	H: 0 LOB: 0 BB: 0 P: 3	R: 0 E: 0 K: 3 S: 11	H: 2 LOB: 2 BB: 0 P: 11	R: 0 E: 0 K: 0 S: 3	H: 0 LOB: 0 BB: 0 P: 3	R: 0 E: 0 K: 3 S: 9	H: 0 LOB: 0 BB: 0 P: 9	R: 1 E: 0 K: 0 S: 4	H: 2 LOB: 0 BB: 0 P: 4	R: 0 E: 0 K: 1 S: 5	H: 0 LOB: 1 BB: 1 P: 9	R: 0 E: 0 K: 0 S: 3	H: 0 LOB: 0 BB: 0 P: 3	R: 0 E: 0 K: 1 S: 5	H: 0 LOB: 0 BB: 0 P: 5	R: 0 E: 0 K: 2 S: 9	H: 2 LOB: 2 BB: 0 P: 9	1B: 5 2B: 1 3B: 0 HR: 1	SF: 0 SAC: 0 DP: 1 HBP: 0	WP: 0 PB: 0 SB: 1 CS: 0	PA: 33
<b>PITCHER</b>	IP WLS BF H R ER SO BB IBB HBP BLK WP HR S P ERA WHIP																					
<b>Greg Harris, R</b> (1, 1) ERA: 4.2	7.0 W 25 4 1 1 7 1 0 0 0 0 0 1 38 42 1.29 0.714																					
<b>Neil Allen, R</b> (8, 1) ERA: 3.0	2.0 S 8 2 0 0 3 0 0 0 0 0 0 0 14 14 0.00 1.000																					

Atlanta Braves @ New York Mets  
Shea Stadium, Flushing, NY  
Fri Sep 04 1981, 7:05 PM EDT  
Att. 15,021 - Unknown

livebaseballscorecards.com

AB 32  
R 1  
H 6  
RBI 1  
BB 1  
SO 10  
LOB 8



**BOTTOM**

**Atlanta Braves @ New York Mets**  
 Shea Stadium, Flushing, NY  
 Fri Sep 04 1981, 7:05 PM EDT  
 Att. 15,021 - Unknown

[livebaseballscorecards.com](http://livebaseballscorecards.com)

<b>AB</b>	<b>27</b>
<b>R</b>	<b>4</b>
<b>H</b>	<b>6</b>
<b>RBI</b>	<b>3</b>
<b>BB</b>	<b>3</b>
<b>SO</b>	<b>4</b>
<b>LOB</b>	<b>5</b>



WP: 0	PA: 31
PB: 0	
SB: 0	
CS: 1	

AB	R	H	RBI	BB	SO	LOB
4	1	1	0	0	0	2
3	0	1	1	0	1	0
3	0	0	0	1	2	0
4	0	0	0	0	1	1
0	0	0	0	0	0	0
3	1	1	1	0	0	0
2	1	1	0	1	0	0
3	0	0	0	0	0	2
2	0	0	0	1	0	0
2	1	1	0	0	0	0
1	0	1	1	0	0	0
0	0	0	0	0	0	0
0	0	0	0	0	0	0
1B: 3	SF: 1	WP: 0	PA: 31			
2B: 2	SAC: 0	PB: 0				
3B: 0	DP: 1	SB: 0				
HR: 1	HBP: 0	CS: 1				

Batter	1	2	3	4	5	6	7	8	9							
<b>Mookie Wilson, S</b> (1, 8) OBP: 0.340, SLG: 0.387	0-0 F7		0-0 4-3			0-0 E8 SF8 1B	0-0 F8									
<b>Lee Mazzilli, S</b> (1, 7) OBP: 0.331, SLG: 0.354	0-0 CS 1B			0-0 F2		0-0 SF8		0-3 K								
<b>Hubie Brooks, R</b> (1, 5) OBP: 0.340, SLG: 0.401	4-0 1-2 BB			0-3 K		0-0 6-3		0-3 K								
<b>Dave Kingman, R</b> (1, 3) OBP: 0.326, SLG: 0.466	0-3 K			0-0 F7			0-0 F7	0-0 5-3								
<b>Mike Jorgensen, L</b> (9, 3) OBP: 0.294, SLG: 0.411																
<b>Ellis Valentine, R</b> (1, 9) OBP: 0.233, SLG: 0.346		0-0 6-3			0-0 F3		0-0 HR									
<b>John Stearns, R</b> (1, 2) OBP: 0.316, SLG: 0.316		0-0 F8		4-0 G6-4-3 BB		0-0 1B 2B										
<b>Frank Taveras, R</b> (1, 6) OBP: 0.265, SLG: 0.281		0-0 4-3		0-0 G6-4-3 1-2f		0-0 1-3										
<b>Doug Flynn, R</b> (1, 4) OBP: 0.249, SLG: 0.292			0-0 F6-3			0-0 F6-3	4-0 1B IBB									
<b>Greg Harris, S</b> (1, 1) OBP: 0.133, SLG: 0.200			0-0 F8			0-0 E 2B	0-0 1-3 2-H 1B									
<b>Rusty Staub, L</b> (7, PH) OBP: 0.408, SLG: 0.411																
<b>Ron Gardenhire, R</b> (7, PR)																
<b>Neil Allen, R</b> (8, 1) OBP: 0.200, SLG: 0.600																
<b>Inning Stats</b>	R: 0 E: 0 K: 1 S: 5	H: 1 LOB: 1 BB: 1 P: 9	R: 0 E: 0 K: 0 S: 3	H: 0 LOB: 0 BB: 0 P: 3	R: 0 E: 0 K: 1 S: 3	H: 0 LOB: 0 BB: 0 P: 3	R: 0 E: 0 K: 1 S: 5	H: 0 LOB: 0 BB: 0 P: 5	R: 0 E: 0 K: 0 S: 2	H: 0 LOB: 0 BB: 1 P: 6	R: 2 E: 1 K: 0 S: 5	H: 2 LOB: 0 BB: 0 P: 5	R: 2 E: 0 K: 0 S: 6	H: 3 LOB: 2 BB: 1 P: 10	R: 0 E: 0 K: 2 S: 7	H: 0 LOB: 0 BB: 0 P: 7

PITCHER	IP	WLS	BF	H	R	ER	SO	BB	IBB	HBP	BLK	WP	HR	S	P	ERA	WHIP
<b>Phil Niekro, R</b> (1, 1) ERA: 3.24	6.1	L	24	5	4	3	2	2	0	0	0	0	1	26	34	4.26	1.105
<b>Gene Garber, R</b> (7, 1) ERA: 3.25	0.2		4	1	0	0	0	0	1	0	0	0	0	3	7	0.00	1.500
<b>Steve Bedrosian, R</b> (8, 1) ERA: 4.63	1.0		3	0	0	0	2	0	0	0	0	0	0	7	7	0.00	0.000

Batter	1	2	3	4	5	6	7	8	9	AB R H RBI BB SO LOB	TOP	
<b>Eddie Miller, S</b> (1, 7) OBP: 0.281, SLG: 0.269	0-0 F9		0-3 K		0-3 K			0-0 F2		4 0 0 0 0 2 1		
<b>Brett Butler, L</b> (1, 8) OBP: 0.333, SLG: 0.377	0-3 K		0-0 G3 1B			0-0 F7		0-0 1B		4 0 2 0 0 1 0		
<b>Claudell Washington, L</b> (1, 9) OBP: 0.341, SLG: 0.424	0-0 HBP E 1B		0-0 G3 1-2		0-0 HR			0-0 G3		4 2 2 1 0 0 2		
<b>Chris Chambliss, L</b> (1, 3) OBP: 0.352, SLG: 0.415	1-0 E 1-2 HBP			0-3 K		0-0 F6		0-0 1B 2B		3 0 1 0 0 1 0		
<b>Glenn Hubbard, R</b> (1, 4) OBP: 0.327, SLG: 0.382	0-0 E5 1-3 2-H			0-0 1-3		0-0 1-3		0-0 F4		4 0 0 0 0 0 2		
<b>Jerry Royster, R</b> (1, 5) OBP: 0.217, SLG: 0.234	0-0 F4			0-0 5-3		4-0 F6-4-3 BB		0-0 F5-4-3 2-3 1B		3 0 1 0 1 0 2		
<b>Bruce Benedict, R</b> (1, 2) OBP: 0.333, SLG: 0.364		0-0 F7			0-0 F7		0-0 F6-4-3 1-2	0-0 F5-4-3 1-2		4 0 0 0 0 0 3		
<b>Rafael Ramirez, R</b> (1, 6) OBP: 0.272, SLG: 0.266		0-0 F4			0-0 F4-3		0-0 1-3			3 0 0 0 0 0 0		
<b>Gaylord Perry, R</b> (1, 1) OBP: 0.275, SLG: 0.385 <b>Gene Garber, R</b> (6, 1) <b>Biff Pocoroba, S</b> (8, PH) OBP: 0.261, SLG: 0.206 <b>Steve Bedrosian, R</b> (8, 1)		0-0 5-3			0-0 2B			0-0 F6		2 0 1 0 0 0 0 0 0 0 0 0 0 0 1 0 0 0 0 0 0 0 0 0 0 0 0 0		
<b>Inning Stats</b>	R: 1 E: 1 K: 1 S: 7 H: 1 LOB: 2 BB: 0 P: 8	R: 0 E: 0 K: 0 S: 3 H: 0 LOB: 0 BB: 0 P: 3	R: 0 E: 0 K: 1 S: 5 H: 1 LOB: 0 BB: 0 P: 5	R: 0 E: 0 K: 1 S: 5 H: 0 LOB: 0 BB: 0 P: 5	R: 0 E: 0 K: 1 S: 6 H: 1 LOB: 1 BB: 0 P: 6	R: 1 E: 0 K: 0 S: 4 H: 1 LOB: 0 BB: 0 P: 4	R: 0 E: 0 K: 0 S: 2 H: 0 LOB: 0 BB: 1 P: 6	R: 0 E: 0 K: 0 S: 4 H: 1 LOB: 1 BB: 0 P: 4	R: 0 E: 0 K: 0 S: 4 H: 2 LOB: 1 BB: 0 P: 4	1B: 4 2B: 2 3B: 0 HR: 1 SF: 0 SAC: 0 DP: 2 HBP: 1	WP: 0 PB: 0 SB: 0 CS: 0 PA: 34	
<b>PITCHER</b>	IP WLS BF H R ER SO BB IBB HBP BLK WP HR S P ERA WHIP											
<b>Pat Zachry, R</b> (1, 1) ERA: 3.66	6.0 W 23 4 2 1 4 0 0 1 0 0 0 1 30 31 1.50 0.667											
<b>Mike Marshall, R</b> (7, 1) ERA: 2.84	2.0 8 2 0 0 0 1 0 0 0 0 0 0 7 11 0.00 1.500											
<b>Neil Allen, R</b> (9, 1) ERA: 2.94	1.0 S 3 1 0 0 0 0 0 0 0 0 0 0 3 3 0.00 1.000											

**Atlanta Braves @ New York Mets**  
**Shea Stadium, Flushing, NY**  
 Sat Sep 05 1981, 3:33 AM EDT  
 Att: 11,009 - Unknown

[livebaseballscorecards.com](http://livebaseballscorecards.com)

**AB 32**  
**R 2**  
**H 7**  
**RBI 1**  
**BB 1**  
**SO 4**  
**LOB 10**







Batter	1	2	3	4	5	6	7	8	9	AB R H RBI BB SO LOB	TOP											
Jerry Royster, R OBP: 0.227, SLG: 0.235 (1, 5) X	0-0 F9	0-0 S 2-H 1B		4-0 BB BB BB 1B BB		0-0 3-1			0-0 F9	4 0 1 1 1 0 1												
Claudell Washington, L OBP: 0.342, SLG: 0.424 (1, 9) X	0-0 FC4 1B	0-0 6-3		0-0 1-2 2-3 1B		0-0 6-3			0-0 6-3	5 0 2 0 0 0 1												
Rufino Linares, R OBP: 0.291, SLG: 0.379 Brett Butler, L OBP: 0.326, SLG: 0.370 (1, 7) X (7, 7) X	0-0 FC4 S BB HR 1-2f		0-0 G3-6-3 1B	0-3 K		0-0 4-3			0-0 6-3	4 1 1 0 0 1 4 1 0 0 0 0 0 0												
Chris Chambliss, L OBP: 0.351, SLG: 0.411 (1, 3) B B B	4-0 1-2 HR BB		0-0 G3-6-3		0-0 4-3		0-0 L6			3 1 0 0 1 0 1												
Dale Murphy, R OBP: 0.326, SLG: 0.385 (1, 8) X	0-0 1-H 2-H HR		0-0 1B 2B		0-0 6-3			0-0 2B SF7 1B		4 2 3 3 0 0 0												
Glenn Hubbard, R OBP: 0.329, SLG: 0.387 (1, 4) X	0-0 F8		0-0 2-H 1B		0-0 4-3			0-0 1-3 2B		4 0 2 0 0 0 0												
Bruce Benedict, R OBP: 0.329, SLG: 0.359 (1, 2) X		0-0 L5		0-0 1-3		0-0 F6		0-0 F3		4 0 0 0 0 0 2												
Rafael Ramirez, R OBP: 0.272, SLG: 0.267 (1, 6) X		0-0 SH1-4 1B 1B		0-0 P6		0-0 5-3		0-0 SF7		3 1 1 1 0 0 0												
Rick Mahler, R OBP: 0.188, SLG: 0.188 Gene Garber, R (6, 1) X		0-0 SH1-4		0-0 1B BB 1B		0-0 1B		0-0 4-3		2 0 2 0 0 0 0 1 0 0 0 0 0 1												
<b>Inning Stats</b>	R: 3 E: 0 K: 0 S: 5	H: 2 LOB: 0 BB: 1 P: 9	R: 1 E: 0 K: 0 S: 5	H: 2 LOB: 1 BB: 0 P: 5	R: 0 E: 0 K: 0 S: 4	H: 3 LOB: 2 BB: 0 P: 4	R: 0 E: 0 K: 1 S: 7	H: 2 LOB: 3 BB: 1 P: 11	R: 0 E: 0 K: 0 S: 3	H: 0 LOB: 0 BB: 0 P: 3	R: 0 E: 0 K: 0 S: 4	H: 1 LOB: 1 BB: 0 P: 4	R: 0 E: 0 K: 0 S: 3	H: 0 LOB: 0 BB: 0 P: 3	R: 1 E: 0 K: 0 S: 5	H: 2 LOB: 1 BB: 0 P: 5	R: 0 E: 0 K: 0 S: 3	H: 0 LOB: 0 BB: 0 P: 3	1B: 9 2B: 2 3B: 0 HR: 1	SF: 1 SAC: 1 DP: 1 HBP: 0	WP: 0 PB: 0 SB: 2 CS: 0	PA: 39
<b>PITCHER</b>	IP WLS BF H R ER SO BB IBB HBP BLK WP HR S P ERA WHIP											<b>PITCHER</b>	IP WLS BF H R ER SO BB IBB HBP BLK WP HR S P ERA WHIP									
Randy Jones, L ERA: 4.4 (1, 1)	2.2 L 14 6 4 4 0 1 0 0 0 0 1 13 17 13.50 2.625																					
Terry Leach, R ERA: 1.74 (3, 1)	2.1 10 3 0 0 1 1 0 0 0 0 0 0 11 15 0.00 1.714																					
Dan Boitano, R ERA: 4.63 (6, 1)	1.0 4 1 0 0 0 0 0 0 0 0 0 0 4 4 0.00 1.000																					
Ray Searage, L ERA: 5.12 (7, 1)	3.0 11 2 1 1 0 0 0 0 0 0 0 0 11 11 3.00 0.667																					

Atlanta Braves @ New York Mets  
Shea Stadium, Flushing, NY

Sun Sep 06 1981, 3:33 AM EDT  
Att: 19,746 - Unknown

livebaseballscorecards.com

AB 35  
R 5  
H 12  
RBI 5  
BB 2  
SO 1  
LOB 10



**BOTTOM**

**Atlanta Braves @ New York Mets**  
 Shea Stadium, Flushing, NY  
 Sun Sep 06 1981, 3:33 AM EDT  
 Att. 19,746 - Unknown

livebaseballscorecards.com

<b>AB</b>	<b>33</b>
<b>R</b>	<b>2</b>
<b>H</b>	<b>7</b>
<b>RBI</b>	<b>1</b>
<b>BB</b>	<b>3</b>
<b>SO</b>	<b>6</b>
<b>LOB</b>	<b>14</b>



WP:	1	PA:	37
PB:	0	SB:	1
CS:	0		

AB R H RBI BB SO LOB

5	2	2	0	0	0	2
3	0	1	0	1	0	1
2	0	0	1	1	2	2
4	0	0	0	0	1	4
4	0	0	0	0	0	0
4	0	0	0	0	0	0
4	0	3	0	0	1	0
1	0	0	0	0	0	1
0	0	0	0	0	0	0
1	0	0	0	0	0	0
0	0	0	0	0	0	0
0	0	0	0	1	0	0
0	0	0	0	0	0	0
1	0	0	0	0	0	1
0	0	0	0	0	0	0
2	0	1	0	0	0	0
1	0	0	0	0	1	2
0	0	0	0	0	0	0
1	0	0	0	0	1	1

Batter	1	2	3	4	5	6	7	8	9
Mookie Wilson, S (1, 8) OBP: 0.339, SLG: 0.383	0-0 4-3 S SF9 1B		0-0 1B		0-0 FC4-6 1-2f E BB		0-0 F7		0-0 G1
Lee Mazzilli, S (1, 7) OBP: 0.336, SLG: 0.362	0-0 4-3 1-3		0-0 FC6-4 1-3 1B		4-0 E 1-2 BB		0-0 F7		
Hubie Brooks, R (1, 5) OBP: 0.341, SLG: 0.403	0-0 SF9 3-H		0-3 K		4-0 1-3 2-H BB		0-3 K		
Ellis Valentine, R (1, 9) OBP: 0.234, SLG: 0.349	0-0 1-3		0-0 FC6-4 1-2f		0-3 K			0-0 5-3	
Rusty Staub, L (1, 3) OBP: 0.391, SLG: 0.386		0-0 4-3		0-0 F8		0-0 F7		0-0 4-3	
John Stearns, R (1, 2) OBP: 0.308, SLG: 0.308		0-0 F7		0-0 4-3		0-0 F7		0-0 6-3	
Frank Taveras, R (1, 6) OBP: 0.273, SLG: 0.293		0-0 2B		0-3 K		0-0 E1 1B		0-0 WP 1B	
Doug Flynn, R (1, 4) OBP: 0.248, SLG: 0.290 Terry Leach, R (3, 1) Ron Hodges, L (5, PH) Dan Bottano, R (6, 1) Mike Cabbage, L (6, PH) Ron Gardenhire, R (6, PR) Mike Jorgensen, L (9, PH) OBP: 0.291, SLG: 0.407	0-0 F3				0-0 5-3	4-0 BB		0-0 F3 1-2	
Randy Jones, R (1, 1) OBP: 0.118, SLG: 0.118 Bob Bailor, R (3, 4) Dave Kingman, R (6, PH) Ray Seavage, L (7, 1) Alex Trevino, R (9, PH) OBP: 0.333, SLG: 0.273		0-0 6-3			0-0 FC4-6 1B	0-3 K		0-3 K	

Inning Stats	R: 1	H: 1	R: 0	H: 1	R: 0	H: 0	R: 1	H: 1	R: 0	H: 0	R: 0	H: 0	R: 0	H: 1	R: 0	H: 1
	E: 0	LOB: 0	E: 0	LOB: 1	E: 0	LOB: 0	E: 1	LOB: 2	E: 1	LOB: 2	E: 0	LOB: 0	E: 0	LOB: 0	E: 0	LOB: 1
	K: 0	BB: 0	K: 0	BB: 0	K: 1	BB: 0	K: 1	BB: 2	K: 1	BB: 0	K: 0	BB: 0	K: 1	BB: 0	K: 1	BB: 0
	S: 4	P: 4	S: 4	P: 4	S: 7	P: 7	S: 6	P: 14	S: 6	P: 10	S: 5	P: 5	S: 3	P: 3	S: 6	P: 6

PITCHER	IP	WLS	BF	H	R	ER	SO	BB	IBB	HBP	BLK	WP	HR	S	P	ERA	WHIP
Rick Mahler, R (1, 1) ERA: 2.95	5.2	W	26	6	2	1	3	3	0	0	0	0	0	29	41	1.59	1.588
Gene Garber, R (6, 1) ERA: 2.88	3.1	S	11	1	0	0	3	0	0	0	0	1	0	17	17	0.00	0.300

Batter	1	2	3	4	5	6	7	8	9	AB R H RBI BB SO LOB	TOP									
Mookie Wilson, S (1, 8) OBP: 0.337, SLG: 0.389	0-0 1B 3B		0-0 P7		0-3 K			0-0 4-3		4 1 1 0 0 1 0										
John Stearns, R (1, 2) OBP: 0.317, SLG: 0.313	0-0 FC6-4 1B		4-0 S BB			0-0 1-3		0-0 4-3 1B		3 0 2 1 1 0 0										
Hubie Brooks, R (1, 9) OBP: 0.340, SLG: 0.399	0-0 FC6-4 1-2f		4-0 S BB			0-0 6-3		0-0 4-3 1-2		3 0 0 0 1 0 2										
Dave Kingman, R (1, 3) OBP: 0.321, SLG: 0.457	0-3 K 1-2		0-0 4-3			0-0 P4		0-3 K		4 0 0 0 0 2 4										
Lee Mazzilli, S (1, 7) OBP: 0.331, SLG: 0.356	0-0 F7			0-0 F9			0-0 4-3	0-0 6-3		4 0 0 0 0 0 2										
Mike Cabbage, L (1, 5) OBP: 0.295, SLG: 0.283		0-0 F7		0-0 4-3			0-0 P1			3 0 0 0 0 0 0										
Frank Taveras, R (1, 6) OBP: 0.270, SLG: 0.289		0-0 5-3		0-0 L5			0-0 5-3			3 0 0 0 0 0 0										
Doug Flynn, R (1, 4) OBP: 0.245, SLG: 0.287		0-0 F9			0-0 F3			0-0 F3		3 0 0 0 0 0 0										
Mike Scott, R (1, 1) OBP: 0.135, SLG: 0.061			0-3 K		0-3 K			0-0 F7		2 0 0 0 0 2 0										
Mike Jorgensen, L (8, PH) OBP: 0.288, SLG: 0.402										1 0 0 0 0 0 0										
Neil Allen, R (8, 1) OBP: 0.200, SLG: 0.600										0 0 0 0 0 0 0										
Ray Searge, L (8, 1) OBP: 1.000, SLG: 1.000										0 0 0 0 0 0 0										
<b>Inning Stats</b>	R: 1 E: 0 K: 1 S: 7	H: 2 LOB: 1 BB: 0 P: 7	R: 0 E: 0 K: 0 S: 3	H: 0 LOB: 0 BB: 0 P: 3	R: 0 E: 0 K: 1 S: 5	H: 0 LOB: 2 BB: 2 P: 13	R: 0 E: 0 K: 0 S: 3	H: 0 LOB: 0 BB: 0 P: 3	R: 0 E: 0 K: 2 S: 7	H: 0 LOB: 0 BB: 0 P: 7	R: 0 E: 0 K: 0 S: 3	H: 0 LOB: 0 BB: 0 P: 3	R: 0 E: 0 K: 0 S: 3	H: 0 LOB: 0 BB: 0 P: 3	R: 0 E: 0 K: 1 S: 6	H: 1 LOB: 1 BB: 0 P: 6	1B: 2 2B: 0 3B: 1 HR: 0	SF: 0 SAC: 0 DP: 0 HBP: 0	WP: 0 PB: 0 SB: 2 CS: 0	PA: 32
<b>PITCHER</b>	IP WLS BF H R ER SO BB IBB HBP BLK WP HR S P ERA WHIP																			
Odell Jones, R (1, 1) ERA: 2.03	8.0 W 28 2 1 1 4 2 0 0 0 0 0 0 34 42 1.12 0.500																			
Victor Cruz, R (9, 1) ERA: 2.86	0.2 3 1 0 0 1 0 0 0 0 0 0 0 5 5 0.00 1.500																			
Rod Scurry, L (9, 1) ERA: 4.07	0.1 S 1 0 0 0 0 0 0 0 0 0 0 0 1 1 0.00 0.000																			

New York Mets @ Pittsburgh Pirates  
 Three Rivers Stadium, Pittsburgh, PA  
 Mon Sep 07 1981, 7:05 PM EDT  
 Unknown

livebaseballscorecards.com

AB 30  
 R 1  
 H 3  
 RBI 1  
 BB 2  
 SO 5  
 LOB 8




Batter	1	2	3	4	5	6	7	8	9
<b>Omar Moreno, L</b> (1, 8) OBP: 0.328, SLG: 0.359	0-0 F4-3		0-0 WP 2B		0-0 F7			0-0 1B 1B	
<b>Johnny Ray, S</b> (1, 4) OBP: 0.320, SLG: 0.391	0-0 F8		4-0 FC5-4 BB			0-0 F8		0-0 1B 1B	
<b>Bill Madlock, R</b> (1, 5) OBP: 0.416, SLG: 0.487	0-0 6-3		0-0 FC5-4			0-0 P3		0-0 F8	
<b>Jason Thompson, L</b> (1, 3) OBP: 0.367, SLG: 0.414		4-0 G1-6-3 BB		4-0 FC3-6 BB		4-0 BB BB		0-0 BB BB	
<b>Dave Parker, L</b> (8, PR) OBP: 0.274, SLG: 0.439								0-0 BB BB	
<b>Victor Cruz, R</b> (9, 1)								1-3 1B	
<b>Rod Scurry, L</b> (9, 1) OBP: 0.278, SLG: 0.188								0-3 K	
<b>Mike Easler, L</b> (1, 7) OBP: 0.339, SLG: 0.446		0-0 G1-6-3		0-0 FC3-6 CS		0-0 G3			
<b>Dale Berra, R</b> (1, 6) OBP: 0.319, SLG: 0.335		0-0 5-3		0-0 F7			0-0 F9		
<b>Lee Lacy, R</b> (1, 9) OBP: 0.315, SLG: 0.375			0-0 F4-3		0-0 F9		0-3 K		
<b>Steve Nicosia, R</b> (1, 2) OBP: 0.294, SLG: 0.326			0-0 HR		4-0 SH3 BB		0-0 6-3		
<b>Odell Jones, R</b> (1, 1)			0-0 1-3		0-0 SH3			0-0 HR	
<b>Willie Montanez, L</b> (8, PH) (9, 3) OBP: 0.242, SLG: 0.264									

AB	R	H	RBI	BB	SO	LOB
4	0	2	0	0	0	1
3	0	1	0	1	0	0
4	0	0	0	0	0	3
1	0	1	0	3	0	0
0	0	0	0	0	0	0
0	0	0	0	0	0	0
0	0	0	0	0	0	0
4	0	0	0	0	1	5
3	0	0	0	0	0	1
3	0	0	0	0	1	0
2	1	1	1	1	0	0
1	0	0	0	0	0	0
1	1	1	1	0	0	0

**BOTTOM**

**New York Mets @ Pittsburgh Pirates**  
 Three Rivers Stadium, Pittsburgh, PA  
 Mon Sep 07 1981, 7:05 PM EDT  
 Unknown

<b>AB</b>	<b>26</b>
<b>R</b>	<b>2</b>
<b>H</b>	<b>6</b>
<b>RBI</b>	<b>2</b>
<b>BB</b>	<b>5</b>
<b>SO</b>	<b>2</b>
<b>LOB</b>	<b>10</b>



Inning Stats	R: 0	H: 0	E: 0	K: 0	S: 3	LOB: 0	BB: 0	P: 3
<b>Mike Scott, R</b> (1, 1) ERA: 4.29	7.0	2	1	1	1	0	0	0
<b>Neil Allen, R</b> (8, 1) ERA: 3.08	0.2	4	1	1	0	0	0	0
<b>Ray Searge, L</b> (8, 1) ERA: 5.03	0.1	0	0	0	1	0	0	0

WP	HR	S	P	ERA	WHIP
1	1	23	43	1.29	1.000
1	1	5	5	13.50	6.000
0	0	3	3	0.00	0.000

Batter	1	2	3	4	5	6	7	8	9	AB R H RBI BB SO LOB	TOP									
<b>Mookie Wilson, S</b> (1, 8) OBP: 0.336, SLG: 0.387	0-0 6-3		0-0 4-3		0-0 HR 1B		0-0 1-3			4 1 1 0 0 0 2										
<b>Lee Mazzilli, S</b> (1, 7) OBP: 0.330, SLG: 0.367	0-0 F7		0-0 F9		0-0 1-H HR		0-0 F8			4 1 1 2 0 0 0										
<b>Hubie Brooks, R</b> (1, 5) OBP: 0.339, SLG: 0.394	4-0 BB		0-0 4-3		0-3 K		0-0 4-3			3 0 0 0 1 1 0										
<b>Dave Kingman, R</b> (1, 3) OBP: 0.320, SLG: 0.452	0-0 6-3			4-0 FC6-4 BB		0-3 K		0-3 K		3 0 0 0 1 2 1										
<b>Mike Jorgensen, L</b> (1, 9) OBP: 0.287, SLG: 0.389		4-0 SH5-3 1B 2B BB		0-3 K		0-3 K		0-0 1-3		3 1 0 0 1 2 1										
<b>Ron Hodges, L</b> (1, 2) OBP: 0.343, SLG: 0.375		0-0 SH5-3 1-2 2B 1B		0-0 FC6-4 1-2f		0-3 K		0-0 6-3		4 0 1 0 0 1 1										
<b>Frank Taveras, R</b> (1, 6) OBP: 0.268, SLG: 0.288		0-0 SH5-3		0-0 F8			0-0 SH1-3 1B			1 0 0 0 0 0 1										
<b>Dan Bottano, R</b> (4, 1)		1-2 2-3								0 0 0 0 0 0 0										
<b>Ray Searage, L</b> (5, 1) OBP: 1.000, SLG: 1.000										0 0 0 0 0 0 0										
<b>Mike Cubbage, L</b> (7, PH) OBP: 0.306, SLG: 0.296		1-2 2-3								1 0 1 0 0 0 0										
<b>Bob Bailor, R</b> (7, PR) OBP: 0.353, SLG: 0.305										1 0 1 0 0 0 0										
<b>Doug Flynn, R</b> (1, 4) OBP: 0.247, SLG: 0.292		0-0 1B 2B								2 1 1 1 0 0 0										
<b>John Stearns, R</b> (9, PH) OBP: 0.315, SLG: 0.312		2-H 3-H								1 0 0 0 0 0 1										
<b>Pete Falcone, L</b> (1, 1) OBP: 0.091, SLG: 0.091		0-0 1B								1 0 1 1 0 0 0										
<b>Ron Gardenhire, R</b> (4, 6)										1 0 0 0 0 1 0										
<b>Rusty Staub, L</b> (7, PH) OBP: 0.388, SLG: 0.383		2-H								1 0 0 0 0 0 2										
<b>Mike Marshall, R</b> (7, 1)										0 0 0 0 0 0 0										
<b>Inning Stats</b>	R: 0 E: 0 K: 0 S: 3	H: 0 LOB: 1 BB: 1 P: 7	R: 2 E: 0 K: 0 S: 4	H: 3 LOB: 1 BB: 1 P: 8	R: 0 E: 0 K: 1 S: 5	H: 0 LOB: 1 BB: 1 P: 9	R: 2 E: 0 K: 2 S: 9	H: 2 LOB: 0 BB: 0 P: 9	R: 0 E: 0 K: 3 S: 9	H: 0 LOB: 0 BB: 0 P: 9	R: 0 E: 0 K: 0 S: 4	H: 1 LOB: 2 BB: 0 P: 4	R: 0 E: 0 K: 1 S: 5	H: 0 LOB: 0 BB: 0 P: 5	R: 0 E: 0 K: 0 S: 4	H: 1 LOB: 1 BB: 0 P: 4	1B: 5 2B: 1 3B: 0 HR: 1	SF: 0 SAC: 2 DP: 0 HBP: 0	WP: 0 PB: 0 SB: 0 CS: 0	PA: 35
<b>PITCHER</b>	IP WLS BF H R ER SO BB IBB HBP BLK WP HR S P ERA WHIP																			
<b>Bob Long, R</b> (1, 1) ERA: 8.38	5.0 W 21 5 4 4 3 3 0 0 0 0 0 1 24 36 7.20 1.600																			
<b>Victor Cruz, R</b> (6, 1) ERA: 2.76	1.0 3 0 0 0 3 0 0 0 0 0 0 0 9 9 0.00 0.000																			
<b>Mark Lee, R</b> (7, 1) ERA: 1.13	3.0 S 11 2 0 0 1 0 0 0 0 0 0 0 13 13 0.00 0.667																			

**New York Mets @ Pittsburgh Pirates**  
Three Rivers Stadium, Pittsburgh, PA

Mon Sep 07 1981, 7:05 PM EDT  
Att. 9,935 - Unknown

[livebaseballscorecards.com](http://livebaseballscorecards.com)

<b>AB</b>	30
<b>R</b>	4
<b>H</b>	7
<b>RBI</b>	4
<b>BB</b>	3
<b>SO</b>	7
<b>LOB</b>	9



Batter	1	2	3	4	5	6	7	8	9
Omar Moreno, L (1, 8) OBP: 0.332, SLG: 0.365	0-0 F8		0-0 F7 BB 1B	0-0 1-3 2B	0-0 1-2 2-H 1B		0-0 F9		
Tim Foli, R (1, 6) OBP: 0.266, SLG: 0.274	0-0 F4		4-0 F7 BB 1B	0-0 E 2B	0-0 FC6-4 1-2 1B			0-0 P5	
Lee Lacy, R (1, 9) OBP: 0.306, SLG: 0.364	0-0 P3		0-0 F7	0-0 F4 S		0-0 F7		0-0 P5	
Bill Robinson, R (1, 3) OBP: 0.265, SLG: 0.367 Willie Montanez, L (8, PH) OBP: 0.239, SLG: 0.261 (9, 3)		0-3 K	0-0 FC5-4 1B	0-0 5-3		0-0 F9		0-0 P9	
Tony Peña, R (1, 2) OBP: 0.320, SLG: 0.385		0-0 BB 2B	0-0 F7		0-0 5-3	0-3 K			
Dale Berra, R (1, 5) OBP: 0.318, SLG: 0.333		0-0 F8	0-0 FC5-4 1B		0-0 5-3 S 1B		0-0 6-3		
Gary Alexander, R (1, 7) OBP: 0.302, SLG: 0.487 Mike Easter, L (5, 7) OBP: 0.337, SLG: 0.443		4-0 BB BB		0-0 F7	0-0 5-3		0-0 F7		
Vance Law, R (1, 4) OBP: 0.196, SLG: 0.208 Willie Stargell, L (5, PH) OBP: 0.339, SLG: 0.365 Pascual Perez, R (5, PR) OBP: 0.158, SLG: 0.263 Victor Cruz, R (6, 1) Mark Lee, R (7, 1) OBP: 1.000, SLG: 1.000		4-0 BB BB		0-0 F8	0-0 1B 1B		0-0 2B 1B		
Bob Long, R (1, 1) Johnny Ray, S (5, PH) OBP: 0.370, SLG: 0.480 (6, 4)		0-0 P2		4-0 2B BB	0-0 1B 1B		0-0 1B 2B		

Inning Stats	R: 0 E: 0 K: 0 S: 3	H: 0 LOB: 0 BB: 0 P: 3	R: 0 E: 0 K: 1 S: 6	H: 1 LOB: 3 BB: 2 P: 14	R: 1 E: 0 K: 0 S: 5	H: 2 LOB: 2 BB: 1 P: 9	R: 2 E: 1 K: 0 S: 6	H: 2 LOB: 2 BB: 1 P: 10	R: 2 E: 0 K: 0 S: 7	H: 4 LOB: 2 BB: 0 P: 7	R: 0 E: 0 K: 1 S: 5	H: 0 LOB: 0 BB: 0 P: 5	R: 0 E: 0 K: 0 S: 5	H: 2 LOB: 2 BB: 0 P: 5	R: 0 E: 0 K: 0 S: 3	H: 0 LOB: 0 BB: 0 P: 3
1B: 7 2B: 4 3B: 0 HR: 0	SF: 0 SAC: 0 DP: 0 HBP: 0	WP: 0 PB: 0 SB: 2 CS: 0														

**BOTTOM**

**New York Mets @ Pittsburgh Pirates**  
Three Rivers Stadium, Pittsburgh, PA

Mon Sep 07 1981, 7:05 PM EDT  
Att. 9,935 - Unknown

AB	R	H	RBI	BB	SO	LOB
5	2	3	1	0	0	2
4	0	1	2	1	0	2
5	0	0	0	0	0	3
4	0	1	1	0	1	2
1	0	0	0	0	0	0
4	0	1	0	0	1	2
4	1	1	0	0	0	3
1	0	0	0	1	0	0
2	0	0	0	0	0	1
1	0	0	0	1	0	0
1	0	1	1	0	0	0
0	1	0	0	0	0	0
0	0	0	0	0	0	0
1	0	1	0	0	0	0
1	1	0	0	1	0	3
2	0	2	0	0	0	0

<b>AB</b>	<b>36</b>
<b>R</b>	<b>5</b>
<b>H</b>	<b>11</b>
<b>RBI</b>	<b>5</b>
<b>BB</b>	<b>4</b>
<b>SO</b>	<b>2</b>
<b>LOB</b>	<b>18</b>

PITCHER	IP	WLS	BF	H	R	ER	SO	BB	IBB	HBP	BLK	WP	HR	S	P	ERA	WHIP
Pete Falcone, L (1, 1) ERA: 3.15	3.2		20	5	3	3	1	4	0	0	0	0	0	18	34	7.36	2.455
Dan Boitano, R (4, 1) ERA: 5.68	1.0	L	7	3	2	2	0	0	0	0	0	0	0	7	7	18.00	3.000
Ray Searge, L (5, 1) ERA: 4.71	1.1		5	1	0	0	1	0	0	0	0	0	0	7	7	0.00	0.750
Mike Marshall, R (7, 1) ERA: 2.45	2.0		8	2	0	0	0	0	0	0	0	0	0	8	8	0.00	1.000

WP	HR	S	P	ERA	WHIP
0	0	0	0	0	0
0	0	0	0	0	0
0	0	0	0	0	0
0	0	0	0	0	0

Batter	1	2	3	4	5	6	7	8	9	AB R H RBI BB SO LOB	TOP											
Mookie Wilson, S (1, 8) OBP: 0.333, SLG: 0.383	0-0 4-3		0-0 4-3		0-0 FC5-4 BB 1-2f		0-0 1-2 1B		0-0 F8	5 0 1 0 0 0 1												
John Stearns, R (1, 2) OBP: 0.314, SLG: 0.307	0-0 6-3			0-0 F9	4-0 BB BB	1-2 BB	0-0 L8			3 0 0 0 1 0 2												
Hubie Brooks, R (1, 5) OBP: 0.338, SLG: 0.392	0-3 K			0-0 S 1B	0-0 P3			0-0 P3		4 1 1 0 0 1 2												
Rusty Staub, L (1, 3) OBP: 0.399, SLG: 0.415		0-0 HR		4-0 FC3-6 1B BB 1-2		0-0 F8		0-0 1-3 3B 1B		3 1 2 1 1 0 0												
Ron Gardenhire, R (8, PR)										0 1 0 0 0 0 0												
Ellis Valentine, R (8, 9) OBP: 0.234, SLG: 0.349										0 0 0 0 0 0 0												
Lee Mazzilli, S (1, 7) OBP: 0.329, SLG: 0.365	0-0 4-3			0-0 FC3-6 1B 1-2 2-H		0-0 P4		0-0 1-3		4 0 1 1 0 0 1												
Neil Allen, R (8, 1) OBP: 0.200, SLG: 0.600								1-2		0 0 0 0 0 0 0												
Mike Jorgensen, L (1, 9) OBP: 0.286, SLG: 0.404	0-0 F7			0-0 FC3-6 1B 1-2f 2-3		0-0 P7		0-0 2-H 3B		4 0 1 1 0 0 2												
Frank Taveras, R (1, 6) OBP: 0.264, SLG: 0.283	0-3 K			0-0 4-3			0-0 B4-3	0-0 P6		4 0 0 0 0 1 4												
Doug Flynn, R (1, 4) OBP: 0.243, SLG: 0.288			0-0 F8		0-0 F3		0-0 F4-3		0-0 F4-3	4 0 0 0 0 0 0												
Ed Lynch, R (1, 1) OBP: 0.300, SLG: 0.235			0-0 F9		0-0 FC5-4 1B		4-0 1B BB		0-0 P6	2 0 1 0 1 0 0												
Bob Bailor, R (8, 7) OBP: 0.348, SLG: 0.300										1 0 0 0 0 0 0												
<b>Inning Stats</b>	R: 0 E: 0 K: 1 S: 5	H: 0 LOB: 0 BB: 0 P: 5	R: 1 E: 0 K: 1 S: 6	H: 1 LOB: 0 BB: 0 P: 6	R: 0 E: 0 K: 0 S: 3	H: 0 LOB: 0 BB: 0 P: 3	R: 1 E: 0 K: 0 S: 5	H: 2 LOB: 2 BB: 1 P: 9	R: 0 E: 0 K: 0 S: 4	H: 1 LOB: 2 BB: 1 P: 8	R: 0 E: 0 K: 0 S: 3	H: 0 LOB: 0 BB: 0 P: 3	R: 0 E: 0 K: 0 S: 4	H: 1 LOB: 2 BB: 1 P: 8	R: 1 E: 0 K: 0 S: 5	H: 2 LOB: 2 BB: 0 P: 5	R: 0 E: 0 K: 0 S: 3	H: 0 LOB: 0 BB: 0 P: 3	1B: 5 2B: 0 3B: 1 HR: 1	SF: 0 SAC: 0 DP: 0 HBP: 0	WP: 0 PB: 0 SB: 1 CS: 0	PA: 37
<b>PITCHER</b>	IP WLS BF H R ER SO BB IBB HBP BLK WP HR S P ERA WHIP																					
Luis Tiant, R (1, 1) ERA: 4.4	8.0 L 34 7 3 3 2 3 0 0 0 0 0 1 35 47 3.38 1.250																					
Kent Tekulve, R (9, 1) ERA: 2.78	1.0 3 0 0 0 0 0 0 0 0 0 0 0 3 3 0.00 0.000																					

**New York Mets @ Pittsburgh Pirates**  
**Three Rivers Stadium, Pittsburgh, PA**  
 Tue Sep 08 1981, 7:05 PM EDT  
 Att. 5,383 - Unknown

[livebaseballscorecards.com](http://livebaseballscorecards.com)

AB	34
R	3
H	7
RBI	3
BB	3
SO	2
LOB	12





Batter	1	2	3	4	5	6	7	8	9	AB	R	H	RBI	BB	SO	LOB
Omar Moreno, L (1, 8) OBP: 0.328, SLG: 0.361	0-0 F4-3 ①		0-0 F8 ②		0-0 F8 ③			0-0 F4-3 ①		4	0	0	0	0	0	3
Johnny Ray, S (1, 4) OBP: 0.323, SLG: 0.414	0-0 3-1 ②		0-0 F8 ③			0-0 G3 ①		0-0 F4-3 ②		4	0	0	0	0	0	2
Bill Madlock, R (1, 5) OBP: 0.410, SLG: 0.479	0-0 F8 ③			0-0 1-3 ①		0-0 P6 ②		0-0 6-3 ③		4	0	0	0	0	0	1
Jason Thompson, L (1, 3) OBP: 0.370, SLG: 0.430 Vance Law, R (9, PR) OBP: 0.196, SLG: 0.208		0-0 1-3 ①		0-0 HR		0-3 K ③			4-0 FC5-4 1B BB	3	1	1	1	1	1	0
Mike Easler, L (1, 7) OBP: 0.336, SLG: 0.440 Matt Alexander, S (9, PR)		0-0 F4-3 ②		0-0 F8 ②			0-0 F9 ①		0-0 FC5-4 1B	4	0	1	0	0	0	0
Tony Peña, R (1, 2) OBP: 0.318, SLG: 0.382		0-0 1B		0-0 1-3 ③			0-0 F9 ②		0-0 P3 ①	4	0	1	0	0	0	2
Lee Lacy, R (1, 9) OBP: 0.305, SLG: 0.362		0-0 F9 ③			0-0 6-3 ①		0-0 1B S		0-0 FC5-4 S	4	0	1	0	0	0	3
Dale Berra, R (1, 6) OBP: 0.320, SLG: 0.331 Willie Stargell, L (7, PH) OBP: 0.333, SLG: 0.358 Tim Foli, R (8, 6) OBP: 0.265, SLG: 0.273			4-0 BB		0-3 K ②		0-0 F4-3 ③		0-0 F9 ③	1	0	0	0	1	1	0
Luis Tiant, R (1, 1) OBP: 0.250, SLG: 0.143 Willie Montanez, L (8, PH) OBP: 0.247, SLG: 0.270 Kent Tekulve, R (9, 1)			0-3 K ①			0-0 1B		0-0 F4-3 1B		2	0	1	0	0	1	1

Inning Stats	R: 0	H: 0	E: 0	K: 0	S: 3	R: 0	H: 1	E: 0	K: 0	S: 4	R: 0	H: 0	E: 0	K: 1	S: 5	R: 1	H: 1	E: 0	K: 0	S: 4	R: 0	H: 1	E: 0	K: 1	S: 6	R: 0	H: 0	E: 0	K: 1	S: 5	R: 0	H: 1	E: 0	K: 0	S: 4	R: 0	H: 1	E: 0	K: 0	S: 4	R: 0	H: 1	E: 0	K: 0	S: 4	R: 0	H: 1	E: 0	K: 0	S: 4	1B: 5	SF: 0	2B: 0	3B: 0	HR: 1	SAC: 0	DP: 0	HBP: 0
--------------	------	------	------	------	------	------	------	------	------	------	------	------	------	------	------	------	------	------	------	------	------	------	------	------	------	------	------	------	------	------	------	------	------	------	------	------	------	------	------	------	------	------	------	------	------	------	------	------	------	------	-------	-------	-------	-------	-------	--------	-------	--------

PITCHER	IP	WLS	BF	H	R	ER	SO	BB	IBB	HBP	BLK	WP	HR	S	P	ERA	WHIP
Ed Lynch, R (1, 1) ERA: 2.59	7.0	W	26	4	1	1	3	1	0	0	0	0	0	31	35	1.29	0.714
Neil Allen, R (8, 1) ERA: 2.96	2.0	S	9	2	0	0	0	1	0	0	0	0	0	8	12	0.00	1.500


**BOTTOM**

**New York Mets @ Pittsburgh Pirates**  
 Three Rivers Stadium, Pittsburgh, PA

Tue Sep 08 1981, 7:05 PM EDT  
 Att. 5,383 - Unknown

livebaseballscorecards.com

AB	33
R	1
H	6
RBI	1
BB	2
SO	3
LOB	15





Batter	1	2	3	4	5	6	7	8	9	AB	R	H	RBI	BB	SO	LOB
Omar Moreno, L OBP: 0.327, SLG: 0.363 (1, 8)	0-0 1B SF7-4 2B		0-0 F8		0-0 L1		0-0 G3			4	1	1	0	0	0	0
Tim Foli, R OBP: 0.272, SLG: 0.289 (1, 6)	0-0 2-3 1B		0-0 HR		0-0 1B			0-0 5-3		4	1	3	0	0	0	0
Bill Madlock, R OBP: 0.412, SLG: 0.492 (1, 5)	0-0 SF7-4 1-2 3-H		0-0 HR		0-0 F9			4-0 BB		2	1	1	3	1	0	1
Jason Thompson, L OBP: 0.374, SLG: 0.431 (1, 3) Gary Alexander, R OBP: 0.295, SLG: 0.475 (8, PH) Kent Tekulve, R (9, 1)	0-0 F9		4-0 BB		0-0 1B			0-0 F7		2	0	1	0	1	0	0
Mike Easler, L OBP: 0.334, SLG: 0.437 (1, 7)		0-0 L1-6 CI 1B	0-0 G3-6-3		0-0 F8			0-0 F9		4	0	1	0	0	0	3
Dale Berra, R OBP: 0.316, SLG: 0.328 (1, 4) Rod Scurry, L OBP: 0.278, SLG: 0.188 (7, 1) Bill Robinson, R OBP: 0.260, SLG: 0.360 (9, 3)		0-1 CI 1B 1-2		0-0 F4		0-0 F8		0-0 5-3		2	0	0	0	0	0	1
Lee Lacy, R OBP: 0.298, SLG: 0.354 (1, 9)		0-0 L1-6 2-3		0-0 5-3		0-0 F4		0-0 6-3		4	0	0	0	0	0	3
Steve Nicosia, R OBP: 0.297, SLG: 0.328 (1, 2) Willie Montanez, L OBP: 0.245, SLG: 0.267 (7, PH) Tony Peña, R OBP: 0.316, SLG: 0.380 (8, 2)		0-0 FC4 1-3 1B		0-0 F4			0-0 G3		0-0 F8	2	0	1	0	0	0	0
Pascual Perez, R OBP: 0.150, SLG: 0.250 (1, 1) Don Robinson, R OBP: 0.364, SLG: 0.300 (5, 1) Johnny Ray, S OBP: 0.313, SLG: 0.400 (7, 4)		0-0 FC4 1-2f		0-0 K			0-0 F7			1	0	0	0	0	0	2

Inning Stats	R: 1	H: 2	E: 0	K: 0	S: 4	H: 2	LOB: 0	BB: 0	P: 4	R: 0	H: 2	E: 1	K: 0	S: 5	R: 0	H: 2	E: 0	K: 0	S: 4	R: 0	H: 0	E: 0	K: 0	S: 3	R: 0	H: 1	E: 0	K: 1	S: 6	R: 0	H: 1	E: 0	K: 0	S: 4	R: 0	H: 0	E: 0	K: 0	S: 3	R: 0	H: 0	E: 0	K: 0	S: 3	R: 0	H: 0	E: 0	K: 0	S: 3	R: 0	H: 0	E: 0	K: 0	S: 3	1B: 5	2B: 3	3B: 1	HR: 1	SF: 1	SAC: 0	DP: 3	HBP: 0	WP: 0	PB: 0	SB: 0	CS: 0	PA: 35
--------------	------	------	------	------	------	------	--------	-------	------	------	------	------	------	------	------	------	------	------	------	------	------	------	------	------	------	------	------	------	------	------	------	------	------	------	------	------	------	------	------	------	------	------	------	------	------	------	------	------	------	------	------	------	------	------	-------	-------	-------	-------	-------	--------	-------	--------	-------	-------	-------	-------	--------

PITCHER	IP	WLS	BF	H	R	ER	SO	BB	IBB	HBP	BLK	WP	HR	S	P	ERA	WHIP
Greg Harris, R ERA: 4.39 (1, 1)	4.0		17	6	3	3	0	1	0	0	0	0	1	16	20	6.75	1.750
Terry Leach, R ERA: 1.5 (5, 1)	3.1	W	13	2	0	0	1	1	0	0	0	0	0	14	18	0.00	0.900
Ray Searge, L ERA: 4.37 (8, 1)	1.2	S	5	0	0	0	0	0	0	0	0	0	0	5	5	0.00	0.000

BOTTOM

New York Mets @ Pittsburgh Pirates  
Three Rivers Stadium, Pittsburgh, PA  
Wed Sep 09 1981, 7:05 PM EDT  
Att. 7,089 - Unknown

AB	31
R	3
H	8
RBI	3
BB	2
SO	1
LOB	11



PITCHER	IP	WLS	BF	H	R	ER	SO	BB	IBB	HBP	BLK	WP	HR	S	P	ERA	WHIP
---------	----	-----	----	---	---	----	----	----	-----	-----	-----	----	----	---	---	-----	------

Batter	1	2	3	4	5	6	7	8	9	AB R H RBI BB SO LOB	TOP		
Lee Mazzilli, S (1, 8) OBP: 0.339, SLG: 0.383	0-0 SH5-3 2B		0-0 1B SF9 1B		0-0 S G3 2B		0-0 P4		0-0 F7	5 2 3 0 0 0 2	<b>New York Mets @ St. Louis Cardinals</b> Busch Stadium, St. Louis, MO Fri Sep 11 1981, 7:05 PM CDT Att. 14,787 - Unknown		
John Stearns, R (1, 2) OBP: 0.322, SLG: 0.318	0-0 SH5-3 2-3		0-0 1-3 1B		0-0 G3 2-H		0-0 5-3			3 0 1 1 0 0 1			
Hubie Brooks, R (1, 5) OBP: 0.342, SLG: 0.394	0-0 F3		0-0 SF9		4-0 BB BB			0-3 K		2 0 0 1 1 1 1			
Dave Kingman, R (1, 7) OBP: 0.316, SLG: 0.446	0-0 F8		0-0 3-H 5-3		0-0 L7			0-0 E5 6-3		4 0 0 0 0 0 3			
Rusty Staub, L (1, 3) OBP: 0.377, SLG: 0.392		0-0 4-3		0-0 F8		0-0 F9		0-0 6-3 1-2		4 0 0 0 0 0 1			
Mike Jorgensen, L (1, 9) OBP: 0.283, SLG: 0.393		0-0 1B		0-0 4-3		0-0 G1		0-0 P4		4 0 1 0 0 0 1			
Frank Taveras, R (1, 6) OBP: 0.264, SLG: 0.287		0-3 K		0-0 3B		0-0 F8		0-0 1-3		4 0 1 0 0 1 1			
Doug Flynn, R (1, 4) OBP: 0.238, SLG: 0.281		0-0 F1-3		0-0 F6-3			0-0 1-3		0-0 1-3	2 0 0 0 0 0 2			
Ron Hodges, L (7, PH) OBP: 0.351, SLG: 0.382										1 0 0 0 0 0 0			
Mike Marshall, R (7, 1)										0 0 0 0 0 0 0			
Mookie Wilson, S (9, PH) OBP: 0.332, SLG: 0.381										1 0 0 0 0 0 0			
Pat Zachry, R (1, 1) OBP: 0.222, SLG: 0.182		0-3 K		0-0 4-3						2 0 0 0 0 1 0			
Pete Falcone, L (6, 1) OBP: 0.091, SLG: 0.091										0 0 0 0 0 0 0			
Mike Cubbage, L (7, PH) OBP: 0.317, SLG: 0.345										1 0 1 0 0 0 0			
Ron Gardenhire, R (7, PR) OBP: 0.250, SLG: 0.250										1 0 1 0 0 0 0			
<b>Inning Stats</b>	R: 0 H: 1 E: 0 LOB: 1 K: 0 BB: 0 S: 4 P: 4	R: 0 H: 1 E: 0 LOB: 1 K: 1 BB: 0 S: 6 P: 6	R: 1 H: 2 E: 0 LOB: 1 K: 1 BB: 0 S: 7 P: 7	R: 0 H: 1 E: 0 LOB: 1 K: 0 BB: 0 S: 4 P: 4	R: 1 H: 1 E: 0 LOB: 1 K: 0 BB: 1 S: 4 P: 8	R: 0 H: 0 E: 0 LOB: 0 K: 0 BB: 0 S: 3 P: 3	R: 0 H: 1 E: 0 LOB: 1 K: 0 BB: 0 S: 4 P: 4	R: 0 H: 0 E: 1 LOB: 1 K: 1 BB: 0 S: 6 P: 6	R: 0 H: 1 E: 0 LOB: 1 K: 0 BB: 0 S: 4 P: 4	1B: 4 SF: 1 2B: 2 SAC: 1 3B: 2 DP: 0 HR: 0 HBP: 0	WP: 0 PA: 37 PB: 0 SB: 1 CS: 0		
<b>PITCHER</b>	IP WLS BF H R ER SO BB IBB HBP BLK WP HR S P ERA WHIP											<b>PITCHER</b>	IP WLS BF H R ER SO BB IBB HBP BLK WP HR S P ERA WHIP
Bob Forsch, R (1, 1) ERA: 2.96	7.0 W 29 7 2 2 2 1 0 0 0 0 0 0 32 36 2.57 1.143												
Bruce Sutter, R (8, 1) ERA: 2.39	2.0 S 8 1 0 0 1 0 0 0 0 0 0 0 10 10 0.00 0.500												

livebaseballscorecards.com

AB	34
R	2
H	8
RBI	2
BB	1
SO	3
LOB	12





Batter	1	2	3	4	5	6	7	8	9	10	11	12	13	AB R H RBI BB SO LOB	TOP															
Mookie Wilson, S (1, 8) OBP: 0.332, SLG: 0.380	4-3		F8			E 1B		G4-6-3 1B		F9		G3		6 1 2 0 0 0 1	<b>New York Mets @ St. Louis Cardinals</b> Busch Stadium, St. Louis, MO Sat Sep 12 1981, 7:05 PM CDT Att. 19,884 - Unknown															
Lee Mazzilli, S (1, 7) OBP: 0.336, SLG: 0.378	F8			F8		1B		G4-6-3 1-2f		F8		F2		6 0 1 1 0 0 3																
Hubie Brooks, R (1, 5) OBP: 0.339, SLG: 0.393	5-3			L6		F9		2B		6-3			F9	6 0 1 1 0 0 1																
Dave Kingman, R (1, 3) OBP: 0.316, SLG: 0.443		S 1B		5-3		1B		P6			K		K	6 0 2 0 0 2 1																
Mike Jorgensen, L (1, 9) OBP: 0.265, SLG: 0.391		K				G6-4-3 1B		F7		SH5-3 2B		F5	CI 1B	3 0 1 0 0 0 1 2 2 0 1 0 0 0 0																
Mike Howard, S (8, 9) OBP: 0.500, SLG: 1.000																														
John Stearns, R (1, 2) OBP: 0.328, SLG: 0.324		L3				G6-4-3 1-2f		1B		SH5-3 2-3		1B	1B	5 0 3 0 0 0 2																
Doug Flynn, R (1, 4) OBP: 0.236, SLG: 0.279								F5		1-3		6-3	K	2 0 0 0 0 0 1 1 0 0 0 0 0 2 3 0 0 0 0 0 1 4																
Rusty Staub, L (7, PH) OBP: 0.374, SLG: 0.389		F6-3																												
Bob Bailor, R (7, 4) OBP: 0.329, SLG: 0.281																														
Ron Gardenhire, R (1, 6) OBP: 0.143, SLG: 0.143				1-3		5-3		6-3		FC5-4 IBB		G3 SH1-4 1B		3 0 0 0 0 0 2 0 0 0 0 1 0 0 1 0 1 0 0 0 0																
Ron Hodges, L (9, PH) OBP: 0.368, SLG: 0.382																														
Frank Taveras, R (9, PR) OBP: 0.267, SLG: 0.290																														
Mike Scott, R (1, 1) OBP: 0.199, SLG: 0.083																														
Neil Allen, R (8, 1) OBP: 0.200, SLG: 0.600																														
Mike Caldwell, L (9, PH) OBP: 0.317, SLG: 0.345																														
Alex Trevino, R (9, PH) OBP: 0.331, SLG: 0.270																														
Ray Seaver, L (9, 1) OBP: 1.000, SLG: 1.000																														
Brian Giles, R (12, PH) OBP: 0.000, SLG: 0.000																														
Mike Marshall, R (12, 1) OBP: 0.000, SLG: 0.000								1B 2B		1-2f																				
<b>Inning Stats</b>	R: 0 E: 0 K: 0 S: 3	H: 0 LOB: 0 BB: 0 P: 3	R: 0 E: 0 K: 1 S: 6	H: 1 LOB: 1 BB: 0 P: 6	R: 0 E: 0 K: 0 S: 3	H: 0 LOB: 0 BB: 0 P: 3	R: 0 E: 0 K: 0 S: 3	H: 1 LOB: 0 BB: 0 P: 3	R: 1 E: 0 K: 0 S: 5	H: 2 LOB: 1 BB: 0 P: 5	R: 0 E: 0 K: 0 S: 5	H: 2 LOB: 2 BB: 1 P: 5	R: 1 E: 0 K: 1 S: 5	H: 3 LOB: 1 BB: 0 P: 5	R: 0 E: 0 K: 0 S: 4	H: 1 LOB: 2 BB: 1 P: 8	R: 0 E: 0 K: 0 S: 3	H: 0 LOB: 0 BB: 0 P: 3	R: 0 E: 0 K: 1 S: 6	H: 1 LOB: 1 BB: 0 P: 6	R: 0 E: 0 K: 2 S: 9	H: 1 LOB: 2 BB: 0 P: 9	R: 0 E: 1 K: 2 S: 9	H: 1 LOB: 2 BB: 0 P: 9	1B: 11 2B: 2 3B: 0 HR: 0	SF: 0 SAC: 2 DP: 2 HBP: 0	WP: 0 PB: 0 SB: 2 CS: 0	PA: 52		
<b>PITCHER</b>	IP WLS BF H R ER SO BB IBB HBP BLK WP HR S P ERA WHIP														IP WLS BF H R ER SO BB IBB HBP BLK WP HR S P ERA WHIP															
Lary Sorensen, R (1, 1) ERA: 3.2	8.0																													
Mark Littell, R (9, 1) ERA: 2.86	0.2	4	1	0	0	0	0	0	0	0	0	0	0	0	0	0	0	0	0	0	0	0	0	0	0	0	0	0		
Jim Kaat, L (9, 1) ERA: 2.25	1.1	4	0	0	0	0	0	0	0	0	0	0	0	0	0	0	0	0	0	0	0	0	0	0	0	0	0	0	0	
Bruce Sutter, R (11, 1) ERA: 2.33	2.0	8	2	0	0	1	0	0	0	0	0	0	0	0	0	0	0	0	0	0	0	0	0	0	0	0	0	0	0	
Doug Bair, R (13, 1) ERA: 5.63	1.0	W 5	1	0	0	2	0	0	0	0	0	0	0	0	0	0	0	0	0	0	0	0	0	0	0	0	0	0	0	0

livebaseballscores.com

AB	48
R	2
H	13
RBI	2
BB	1
SO	4
LOB	21



Batter	1	2	3	4	5	6	7	8	9	10	11	12	13	AB R H RBI BB SO LOB
Tom Herr, S OBP: 0.346, SLG: 0.364 (1, 4)	0-0 6-3		0-0 E 1B			0-0 6-3		0-0 SF9			0-0 SH2-4 1B		0-0 HR 1B	5 1 3 1 0 0 0
Gene Roof, S OBP: 0.286, SLG: 0.308 Julio Gonzalez, R OBP: 0.333, SLG: 0.500 (1, 7) (9, 6)	0-0 F7		0-3 K			0-0 L6		0-3 K			0-0 SH2-4		0-0 HR	4 0 0 0 0 2 2 1 1 1 2 0 0 0
Keith Hernandez, L OBP: 0.405, SLG: 0.481 (1, 3)	0-0 P5			0-0 F4-3			0-0 F8		0-0 1-3		0-0 6-3			5 0 0 0 0 0 1
George Hendrick, R OBP: 0.367, SLG: 0.492 (1, 8) (9, 9)		0-0 F9		0-0 1-3			0-0 5-3		4-0 FC4-6 BB		4-0 IBB			3 0 0 0 2 0 0
Dane Iorg, L OBP: 0.337, SLG: 0.434 (1, 9) (9, 7)		0-0 BLK 1B		0-0 6-3			0-0 1B		0-0 FC4-6 1-2f		0-0 F7			5 0 2 0 0 0 3
Ken Oberkfell, L OBP: 0.351, SLG: 0.362 (1, 5)		0-0 1-3			0-0 F4-3		0-0 F7		0-0 F7			0-0 F8		5 0 0 0 0 0 3
Darrell Porter, L OBP: 0.345, SLG: 0.328 Doug Bair, R OBP: 0.333, SLG: 1.333 (1, 2) (13, 1)		0-0 G3			0-3 K			0-0 SH2-4 E SF9 1B		0-0 4-3		0-0 G3		5 1 1 0 0 1 1 0 0 0 0 0 0 0
Mike Ramsey, S OBP: 0.302, SLG: 0.284 Steve Braun, L OBP: 0.400, SLG: 0.294 David Green, R (1, 6) (8, PH) (8, PR) (9, 8)			0-0 F7		0-0 F4-3			0-0 FC6 SF9 SH2-4 WP		0-3 K		0-0 1-3		2 0 0 0 0 0 0 1 0 0 0 0 0 1 2 1 0 0 0 1 0
Lary Sorensen, R OBP: 0.051, SLG: 0.077 Tito Landrum, R OBP: 0.291, SLG: 0.333 Mark Littell, R OBP: 0.400, SLG: 0.400 Jim Kasal, L OBP: 0.571, SLG: 0.667 Gene Tenace, R OBP: 0.410, SLG: 0.358 Bruce Sutter, R OBP: 0.357, SLG: 0.436 (1, 1) (8, PH) (9, 1) (9, 1) (10, PH) (11, 1) (13, 2)			0-0 F4-3			0-0 F5		0-0 SH2-4		0-0 P2		0-0 P6		2 0 1 0 0 0 0 0 0 0 0 0 0 0 0 0 1 0 0 0 0 0 0

BOTTOM	
AB	42
R	4
H	7
RBI	3
BB	2
SO	4
LOB	11


Inning Stats	
R: 0	H: 1
E: 0	LOB: 1
K: 0	BB: 0
S: 3	P: 4

PITCHER														
IP	WLS	BF	H	R	ER	SO	BB	IBB	HBP	BLK	WP	HR	S	P
7.1		27	4	2	0	2	0	0	0	1	0	0	31	31
0.2		2	0	0	0	1	0	0	0	0	1	0	4	4
3.0		12	1	0	0	1	1	1	0	0	0	0	12	20
1.1	L	6	2	2	2	0	0	0	0	0	0	1	6	6



New York Mets @ St. Louis Cardinals  
 Busch Stadium, St. Louis, MO  
 Sat Sep 12 1981, 7:05 PM CDT  
 Att: 19,884 - Unknown

livebaseballscorecards.com

Batter	1	2	3	4	5	6	7	8	9	AB R H RBI BB SO LOB	TOP											
Mookie Wilson, S (1, 8) OBP: 0.331, SLG: 0.382	0-0 G3		0-0 1-3		0-0 1B 2B		0-3 K			4 1 1 0 0 1 1												
Mike Howard, S (1, 9) OBP: 0.333, SLG: 0.500	0-0 4-3		0-0 4-3		0-0 WP 5-3 2-H 3-H 1B		0-0 4-3			4 0 1 2 0 0 1												
Hubie Brooks, R (1, 5) OBP: 0.338, SLG: 0.391	0-0 FC6-4 1B		0-0 6-3		0-0 5-3 1-2			0-0 F9		4 0 1 0 0 0 1												
Dave Kingman, R (1, 3) OBP: 0.315, SLG: 0.441	0-0 FC6-4 1-2f			0-0 F7	0-0 F2 2-3			0-0 FC6-4 1B		4 0 1 0 0 0 2												
Lee Mazzilli, S (1, 7) OBP: 0.334, SLG: 0.376		0-0 G3		0-0 BB 1B		0-0 F7		0-0 FC6-4 FC6-4 1-2f		4 0 1 0 0 0 1												
Alex Trevino, R (1, 2) OBP: 0.338, SLG: 0.274		0-0		4-0 BB 1B		0-0 5-3		0-0 FC6-4 1-2f		2 0 1 0 1 0 0												
Mike Jorgensen, L (8, PH) OBP: 0.282, SLG: 0.387		1B		1-2 PB BB						1 0 0 0 0 0 1												
Ron Hodges, L (8, 2) OBP: 0.368, SLG: 0.382		1B								0 0 0 0 0 0 0												
Doug Flynn, R (1, 4) OBP: 0.234, SLG: 0.276		0-0 F7		0-3 K 1-2		0-0 F7			0-0 F8	3 0 0 0 0 1 2	AB 35 R 2 H 9 RBI 2 BB 1 SO 3 LOB 11											
Ron Gardenhire, R (1, 6) OBP: 0.182, SLG: 0.182		0-0 1-3 1B			0-3 K		0-0 4-3		0-0 F8	4 0 1 0 0 1 0												
Ed Lynch, R (1, 1) OBP: 0.286, SLG: 0.222		0-0 6-3			0-0 2B 1B		0-0 E S 1B		0-0 5-3	1 0 0 0 0 0 2												
Mike Cullbidge, L (5, PH) OBP: 0.328, SLG: 0.357										1 1 1 0 0 0 0												
Terry Leach, R (5, 1)										0 0 0 0 0 0 0												
Jesse Orosco, R (6, 1)										0 0 0 0 0 0 0												
Bob Bailor, R (6, 4) OBP: 0.333, SLG: 0.288										2 0 1 0 0 0 0												
Frank Ivey, R (9, PH) OBP: 0.266, SLG: 0.289										1 0 0 0 0 0 0												
<b>Inning Stats</b>	R: 0 E: 0 K: 0 S: 4	H: 1 LOB: 1 BB: 0 P: 4	R: 0 E: 0 K: 0 S: 5	H: 2 LOB: 2 BB: 0 P: 5	R: 0 E: 0 K: 0 S: 3	H: 0 LOB: 0 BB: 0 P: 3	R: 0 E: 0 K: 1 S: 5	H: 1 LOB: 1 BB: 1 P: 9	R: 2 E: 0 K: 1 S: 8	H: 3 LOB: 1 BB: 0 P: 8	R: 0 E: 0 K: 0 S: 3	H: 0 LOB: 0 BB: 0 P: 3	R: 0 E: 0 K: 1 S: 6	H: 1 LOB: 1 BB: 0 P: 6	R: 0 E: 0 K: 0 S: 4	H: 1 LOB: 1 BB: 0 P: 4	R: 0 E: 0 K: 0 S: 3	H: 0 LOB: 0 BB: 0 P: 3	1B: 8 2B: 1 3B: 0 HR: 0	SF: 0 SAC: 0 DP: 0 HBP: 0	WP: 1 PB: 1 SB: 1 CS: 0	PA: 36
<b>PITCHER</b>	IP WLS BF H R ER SO BB IBB HBP BLK WP HR S P ERA WHIP																					
Joaquin Andujar, R (1, 1) ERA: 4.58	6.0 W 25 7 2 2 2 1 0 0 0 1 0 28 32 3.00 1.333																					
Doug Bair, R (7, 1) ERA: 5.36	2.0 8 2 0 0 1 0 0 0 0 0 0 10 10 0.00 1.000																					
Bruce Sutter, R (9, 1) ERA: 2.29	1.0 S 3 0 0 0 0 0 0 0 0 0 0 3 3 0.00 0.000																					

**New York Mets @ St. Louis Cardinals**  
 Busch Stadium, St. Louis, MO  
 Sun Sep 13 1981, 3:33 AM CDT  
 Att: 14,689 - Unknown

livebaseballscorecards.com



Batter	1	2	3	4	5	6	7	8	9
Tom Herr, S OBP: 0.347, SLG: 0.362 (1, 4)	4-0 BB 2B		0-0 F4-3		0-3 K	0-0 P5		0-0 1B	
Gene Roof, S OBP: 0.389, SLG: 0.400 (1, 7)	0-0 1-H E 2B		4-0 E S BB		4-0 1B BB	0-0 F7			
Keith Hernandez, L OBP: 0.403, SLG: 0.478 (1, 3)	0-3 K		0-0 F8		0-0 1B		0-0 E3		
George Hendrick, R OBP: 0.366, SLG: 0.487 (1, 8)	0-0 2-H F3		4-0 BB		0-0 1-3		0-0 F7		
Dane Iorg, L OBP: 0.337, SLG: 0.429 (1, 9)	0-0 5-3		0-0 L7		4-0 1B BLK BB	0-3 K			
Tito Landrum, R OBP: 0.258, SLG: 0.330 (6, PR) (7, 9)									
Ken Oberkfell, L OBP: 0.353, SLG: 0.371 (1, 5)		0-0 5-3		0-0 CS 3B	0-0 SH2-4 1B	0-3 K			
Orlando Sanchez, L OBP: 0.341, SLG: 0.415 (1, 2)		0-0 F4-3		0-0 F4-3	4-0 SH2-4 BB		0-0 P2		
Gene Tenace, R OBP: 0.411, SLG: 0.355 (6, PH) (7, 2)				3-H	1-2 3-H BB		0-0 E9		
Mike Ramsey, S OBP: 0.311, SLG: 0.288 (1, 6)		4-0 FC5-4 BB		0-0 6-3	0-0 SH2-4		0-0 1B 1B		
Joaquin Andujar, S (1, 1)		0-0 FC5-4			0-0 5-3	4-0 IBB		0-0 L7	
Sixto Lezcano, R (6, PH)									
Doug Bair, R (7, 1)									
Julio Gonzalez, R (8, PH)									
Bruce Sutter, R (9, 1)									

Inning Stats	R: 2 E: 0 K: 1 S: 6	H: 1 LOB: 0 BB: 1 P: 10	R: 0 E: 0 K: 0 S: 3	H: 0 LOB: 1 BB: 1 P: 7	R: 0 E: 0 K: 0 S: 3	H: 0 LOB: 2 BB: 2 P: 11	R: 0 E: 0 K: 0 S: 3	H: 1 LOB: 0 BB: 0 P: 3	R: 0 E: 0 K: 1 S: 6	H: 1 LOB: 2 BB: 1 P: 10	R: 1 E: 0 K: 0 S: 4	H: 1 LOB: 3 BB: 3 P: 16	R: 0 E: 1 K: 2 S: 8	H: 0 LOB: 1 BB: 0 P: 8	R: 1 E: 1 K: 0 S: 4	H: 2 LOB: 1 BB: 0 P: 4
--------------	------------------------------	----------------------------------	------------------------------	---------------------------------	------------------------------	----------------------------------	------------------------------	---------------------------------	------------------------------	----------------------------------	------------------------------	----------------------------------	------------------------------	---------------------------------	------------------------------	---------------------------------

PITCHER	IP	WLS	BF	H	R	ER	SO	BB	IBB	HBP	BLK	WP	HR	S	P	ERA	WHIP
Ed Lynch, R ERA: 2.57 (1, 1)	4.0		17	2	2	1	1	4	0	0	0	0	0	15	31	2.25	1.500
Terry Leach, R ERA: 1.8 (5, 1)	1.0	L	7	2	1	1	1	2	0	0	0	0	0	7	15	9.00	4.000
Jesse Orosco, L ERA: (6, 1)	3.0		13	2	1	0	2	1	1	0	1	0	0	15	23	0.00	1.000

**BOTTOM**

**New York Mets @ St. Louis Cardinals**  
 Busch Stadium, St. Louis, MO  
 Sun Sep 13 1981, 3:33 AM CDT  
 Att. 14,689 - Unknown


AB	R	H	RBI	BB	SO	LOB
4	1	1	1	1	1	3
2	1	1	1	2	0	3
4	0	1	0	0	1	2
3	0	0	0	1	0	3
2	0	0	0	1	0	2
1	1	0	0	0	1	1
4	0	2	0	0	1	1
2	0	0	0	0	0	1
1	0	0	0	1	0	0
2	1	1	0	1	0	0
2	0	0	0	0	0	1
0	0	0	0	1	0	0
0	0	0	0	0	0	0
1	0	0	0	0	0	1
0	0	0	0	0	0	0

1B:	4	SF:	0
2B:	1	SAC:	1
3B:	1	DP:	0
HR:	0	HBP:	0

WP:	0	PA:	37
PB:	0		
SB:	2		
CS:	1		

livebaseballscorecards.com

**AB 28**  
**R 4**  
**H 6**  
**RBI 2**  
**BB 8**  
**SO 4**  
**LOB 18**



Batter	1	2	3	4	5	6	7	8	9	AB R H RBI BB SO LOB	TOP									
<b>Pete Rose, S</b> (1, 3) OBP: 0.393, SLG: 0.406	0-0 1-3		0-0 2B SF9 1B	0-0 5-3			0-3 K			4 1 1 0 0 1 1										
<b>Bake McBride, L</b> (1, 9) OBP: 0.306, SLG: 0.376	0-0 F4-3		0-0 1-3 2B		0-0 5-3		0-0 F4-3			4 0 1 0 0 0 0 0 0 0 0 0 0 0										
<b>Greg Gross, L</b> (7, 9) OBP: 0.330, SLG: 0.326																				
<b>Gary Matthews, R</b> (1, 7) OBP: 0.365, SLG: 0.405	4-0 BB		0-0 SF9		0-0 6-3			0-0 5-3		2 0 0 1 1 0 0										
<b>Mike Schmidt, R</b> (1, 5) OBP: 0.425, SLG: 0.637	0-0 F8		3-H 0-3 K		0-0 HR			0-3 K		4 1 1 1 0 2 2										
<b>Bob Boone, R</b> (1, 2) OBP: 0.274, SLG: 0.288		0-0 6-3	0-3 K		0-0 L5			0-0 5-3		4 0 0 0 0 1 1										
<b>Garry Maddox, R</b> (1, 8) OBP: 0.298, SLG: 0.347		0-0 6-3		0-0 F9		0-0 6-3		0-0 P6		4 0 0 0 0 0 0										
<b>Larry Bowa, S</b> (1, 6) OBP: 0.327, SLG: 0.329		0-0 1B 1B		0-0 1B 2B		0-0 1-3		0-3 K		4 1 2 0 0 1 0										
<b>Manny Trillo, R</b> (1, 4) OBP: 0.340, SLG: 0.401		0-0 FC6-4 1B		0-0 F4		0-0 F9		0-0 G3		4 0 1 0 0 0 1										
<b>Dick Ruthven, R</b> (1, 1) OBP: 0.188, SLG: 0.217		0-0 FC6-4		0-0 1B		0-0 5-3				3 0 1 1 0 0 2										
<b>Inning Stats</b>	R: 0 E: 0 K: 0 S: 3	H: 0 LOB: 1 BB: 1 P: 7	R: 0 E: 0 K: 2 S: 5	H: 2 LOB: 2 BB: 0 P: 5	R: 1 E: 0 K: 2 S: 9	H: 2 LOB: 1 BB: 0 P: 9	R: 1 E: 0 K: 0 S: 5	H: 1 LOB: 0 BB: 0 P: 4	R: 0 E: 0 K: 0 S: 3	H: 0 LOB: 0 BB: 0 P: 3	R: 0 E: 0 K: 1 S: 5	H: 0 LOB: 0 BB: 0 P: 5	R: 0 E: 0 K: 1 S: 5	H: 0 LOB: 0 BB: 0 P: 5	R: 0 E: 0 K: 1 S: 5	H: 0 LOB: 0 BB: 0 P: 5	1B: 4 2B: 2 3B: 0 HR: 1	SF: 1 SAC: 0 DP: 0 HBP: 0	WP: 0 PB: 0 SB: 0 CS: 0	PA: 35
<b>PITCHER</b>	IP WLS BF H R ER SO BB IBB HBP BLK WP HR S P ERA WHIP																			
<b>Pat Zachry, R</b> (1, 1) ERA: 3.79	5.0 L 23 7 3 3 2 1 0 0 0 0 0 1 26 30 5.40 1.600																			
<b>Terry Leach, R</b> (6, 1) ERA: 1.61	3.0 9 0 0 0 2 0 0 0 0 0 0 0 13 13 0.00 0.000																			
<b>Dan Boitano, R</b> (9, 1) ERA: 5.27	1.0 3 0 0 0 1 0 0 0 0 0 0 0 5 5 0.00 0.000																			

Philadelphia Phillies @ New York Mets  
Shea Stadium, Flushing, NY  
Wed Sep 16 1981, 7:05 PM EDT  
Unknown

livebaseballscorecards.com

AB	33
R	3
H	7
RBI	3
BB	1
SO	5
LOB	7





Batter	1	2	3	4	5	6	7	8	9	AB R H RBI BB SO LOB	TOP																
<b>Pete Rose, S</b> (1, 3) OBP: 0.388, SLG: 0.400	0-0 4-3		0-0 5-3	0-0 3-1			0-3 K		0-3 K	5 0 0 0 0 2 1																	
<b>Bake McBride, L</b> (1, 9) OBP: 0.309, SLG: 0.382	0-0 G5-4-3 1B		0-0 HR 2B	0-0 4-3			0-0 3-1		0-0 F4-3	5 1 2 0 0 0 2																	
<b>Gary Matthews, R</b> (1, 7) OBP: 0.369, SLG: 0.418	0-0 G5-4-3 1-2f		0-0 HR			4-0 1B BB	0-0 1B		0-0 1B	3 1 2 2 1 0 1																	
<b>Mike Schmidt, R</b> (1, 5) OBP: 0.424, SLG: 0.631		4-0 F8 1B BB	0-0 P6			0-0 F7	0-0 F8		0-0 F8	3 1 0 0 1 0 2																	
<b>Keith Moreland, R</b> (1, 2) OBP: 0.321, SLG: 0.439		0-0 1B 1-2 1B	0-0 1B 2B			0-0 F8		0-0 1-3		4 1 2 0 0 0 1																	
<b>Garry Maddox, R</b> (1, 8) OBP: 0.300, SLG: 0.349		0-0 F8 2-3	0-0 BB 1B			0-0 1-3 1B		0-0 F7		4 0 2 1 0 0 2																	
<b>Larry Bowa, S</b> (1, 6) OBP: 0.329, SLG: 0.329		0-0 FC6-4 1-3 3-H 1B	4-0 1-2 BB			0-0 F7		0-0 G3		3 0 1 1 1 0 0																	
<b>Manny Trillo, R</b> (1, 4) OBP: 0.337, SLG: 0.396		0-3 K	0-0 F8			0-3 K		0-0 F7		3 0 0 0 0 2 4																	
<b>Greg Gross, L</b> (9, PH) OBP: 0.327, SLG: 0.322		0-3 K	0-0 F8			0-3 K		0-0 F7		1 0 0 0 0 0 0																	
<b>Steve Carlton, L</b> (1, 1) OBP: 0.164, SLG: 0.220		0-0 FC6-4 1-2f		0-3 K		0-0 5-3		0-0 S 1B		3 0 0 0 0 1 2																	
<b>George Vukovich, L</b> (9, PH) OBP: 0.471, SLG: 0.625										1 0 1 0 0 0 0																	
<b>Bob Dernier, R</b> (9, PR) OBP: 1.000, SLG: 1.000										0 0 0 0 0 0 0																	
<b>Inning Stats</b>	R: 0 E: 0 K: 0 S: 3	H: 1 LOB: 0 BB: 0 P: 3	R: 1 E: 0 K: 1 S: 7	H: 2 LOB: 2 BB: 1 P: 11	R: 3 E: 0 K: 0 S: 7	H: 4 LOB: 2 BB: 1 P: 11	R: 0 E: 0 K: 1 S: 5	H: 0 LOB: 0 BB: 0 P: 5	R: 0 E: 0 K: 0 S: 3	H: 1 LOB: 2 BB: 1 P: 7	R: 0 E: 0 K: 1 S: 5	H: 0 LOB: 0 BB: 0 P: 5	R: 0 E: 0 K: 1 S: 6	H: 1 LOB: 1 BB: 0 P: 6	R: 0 E: 0 K: 0 S: 3	H: 0 LOB: 0 BB: 0 P: 3	R: 0 E: 0 K: 1 S: 6	H: 1 LOB: 2 BB: 0 P: 6	1B: 7 2B: 2 3B: 0 HR: 1	SF: 0 SAC: 0 DP: 1 HBP: 0	WP: 0 PB: 0 SB: 1 CS: 0	PA: 38					
<b>PITCHER</b>	IP	WLS	BF	H	R	ER	SO	BB	IBB	HBP	BLK	WP	HR	S	P	ERA	WHIP										
<b>Greg Harris, R</b> (1, 1) ERA: 4.82	2.2		15	7	4	4	1	1	0	0	0	0	1	16	20	13.50	3.000										
<b>Charlie Puleo, R</b> (3, 1) ERA:	2.1		9	1	0	0	1	2	0	0	0	0	0	9	17	0.00	1.286										
<b>Jesse Orosco, L</b> (6, 1) ERA:	2.0		7	1	0	0	2	0	0	0	0	0	0	11	11	0.00	0.500										
<b>Mike Marshall, R</b> (8, 1) ERA: 3.32	1.0	W	3	0	0	0	0	0	0	0	0	0	0	3	3	0.00	0.000										
<b>Neil Allen, R</b> (9, 1) ERA: 2.88	1.0	S	4	1	0	0	1	0	0	0	0	0	0	6	6	0.00	1.000										

Philadelphia Phillies @ New York Mets  
Shea Stadium, Flushing, NY  
Wed Sep 16 1981, 7:05 PM EDT  
Att. 4,353 - Unknown

livebaseballscorecards.com

AB	35
R	4
H	10
RBI	4
BB	3
SO	5
LOB	15



Batter	1	2	3	4	5	6	7	8	9	AB	R	H	RBI	BB	SO	LOB
Mookie Wilson, S OBP: 0.336, SLG: 0.383 (1, 8)	0-0 2B 1B	0-3 K			0-0 BB 5-3 1B		0-3 K			4	1	2	0	0	2	0
Bob Bailor, R OBP: 0.342, SLG: 0.314 (1, 4) (9, 7)	0-0 1-H 2B 2B		0-0 5-3		0-0 5-3		0-0 FC6-4 1B			4	1	2	1	0	0	2
Hubie Brooks, R OBP: 0.338, SLG: 0.392 (1, 5)	0-0 2-H 2B		0-3 K		4-0 BB BB		0-0 FC6-4 1-2f			3	0	1	1	1	1	1
Dave Kingman, R OBP: 0.314, SLG: 0.432 Mike Jorgensen, L OBP: 0.280, SLG: 0.384 (1, 3) (9, 3)	0-3 K		0-3 K		4-0 BB 1-2 2-3 3-H BB			4-0 HR BB		2	1	0	1	2	2	1
Lee Mazzilli, S OBP: 0.328, SLG: 0.368 Mike Howard, S OBP: 0.250, SLG: 0.375 (1, 7) (5, 9)	0-3 K			0-3 K	0-0 F9			0-3 K		2	0	0	0	0	2	1
John Stearns, R OBP: 0.335, SLG: 0.344 (1, 2)	4-0 BB			0-0 L9-6 2B		0-3 K		0-0 1-H HR		3	1	2	2	1	1	0
Alex Trevino, R OBP: 0.329, SLG: 0.266 Neil Allen, R OBP: 0.200, SLG: 0.600 (1, 9) (5, 7) (9, 1)	0-3 K			0-0 L9-6 2-3		0-0 4-3		0-3 K		4	0	0	0	0	2	3
Ron Gardenhire, R OBP: 0.200, SLG: 0.200 (1, 6)			0-0 5-3		0-0 5-3 BB 1B 1B		0-3 K		0-0 5-3	4	1	1	0	0	1	0
Greg Harris, S OBP: 0.178, SLG: 0.178 Charlie Fuleo, R Brian Giles, R Jesse Orosco, R Frank Taveras, R Mike Marshall, R Doug Flynn, R OBP: 0.235, SLG: 0.277 (1, 1) (3, 1) (5, PH) (6, 1) (7, PH) (8, 1) (9, 4)		0-3 K			0-3 K		0-3 K			1	0	0	0	0	1	0


Inning Stats	R: 2	H: 3	E: 0	LOB: 2	K: 3	S: 12	P: 16	R: 0	H: 0	E: 0	LOB: 0	K: 2	S: 7	P: 7	R: 0	H: 0	E: 0	LOB: 0	K: 2	S: 7	P: 7	R: 0	H: 1	E: 0	LOB: 0	K: 1	S: 5	P: 5	R: 1	H: 2	E: 0	LOB: 3	K: 1	S: 7	P: 15	R: 0	H: 0	E: 0	LOB: 0	K: 2	S: 7	P: 7	R: 0	H: 1	E: 0	LOB: 1	K: 2	S: 8	P: 8	R: 2	H: 1	E: 0	LOB: 0	K: 2	S: 8	P: 12
--------------	------	------	------	--------	------	-------	-------	------	------	------	--------	------	------	------	------	------	------	--------	------	------	------	------	------	------	--------	------	------	------	------	------	------	--------	------	------	-------	------	------	------	--------	------	------	------	------	------	------	--------	------	------	------	------	------	------	--------	------	------	-------

PITCHER	IP	WLS	BF	H	R	ER	SO	BB	IBB	HBP	BLK	WP	HR	S	P	ERA	WHIP
Steve Carlton, L ERA: 2.47 (1, 1)	8.0	L	35	8	5	5	15	4	0	0	0	0	1	61	77	5.62	1.500

**BOTTOM**

**Philadelphia Phillies @ New York Mets**  
**Shea Stadium, Flushing, NY**  
 Wed Sep 16 1981, 7:05 PM EDT  
 Att. 4,353 - Unknown

AB	31
R	5
H	8
RBI	5
BB	4
SO	15
LOB	13



1B:	4	SF:	0	WP:	0	PA:	35
2B:	4	SAC:	0	PB:	0		
3B:	0	DP:	1	SB:	0		
HR:	1	HBP:	0	CS:	0		

Batter	1	2	3	4	5	6	7	8	9	AB	R	H	RBI	BB	SO	LOB	TOP	
<b>Pete Rose, S</b> (1, 3) OBP: 0.386, SLG: 0.398 <b>Del Unser, L</b> (7, 3) OBP: 0.310, SLG: 0.250	0-0 F7	0-0 F7			0-0 1B		0-0 F9			4	0	1	0	0	0	2		
<b>Bake McBride, L</b> (1, 9) OBP: 0.313, SLG: 0.385 <b>Greg Gross, L</b> (7, 9) OBP: 0.327, SLG: 0.322	0-0 F9 1B		0-0 4-3		0-0 G4-6-3 1B		0-0 F9			4	0	2	0	0	0	0		
<b>Gary Matthews, R</b> (1, 7) OBP: 0.365, SLG: 0.412	0-0 F9 1-2		0-0 F8		0-0 P6		0-0 F9			4	0	0	0	0	0	3		
<b>Mike Schmidt, R</b> (1, 5) OBP: 0.424, SLG: 0.628		0-0 E BB 2B 1B	4-0 S BB		0-0 G4-6-3 1-2f		0-0 F8			3	1	1	0	1	0	2		
<b>Keith Moreland, R</b> (1, 2) OBP: 0.319, SLG: 0.430		4-0 E 2B BB	0-0 L6		0-0 5-3		0-0 G3			3	1	0	0	1	0	1		
<b>Garry Maddox, R</b> (1, 8) OBP: 0.297, SLG: 0.344		0-0 E5 2B		0-0 E5 6-3 SF9		0-0 6-3		0-3 K		4	1	0	0	0	1	2		
<b>Larry Bowa, S</b> (1, 6) OBP: 0.331, SLG: 0.334		0-0 1-3 2-H 3-H 2B		0-0 6-3		0-0 6-3		0-0 F7		4	0	2	2	0	0	1		
<b>Manny Trillo, R</b> (1, 4) OBP: 0.335, SLG: 0.394		0-0 1-3		0-0 SF9		4-0 1-2 IBB		0-0 F8		2	0	0	1	1	0	2		
<b>Dickie Noles, R</b> (1, 1) OBP: 0.154, SLG: 0.154 <b>Jerry Reed, R</b> (8, 1) <b>Sparky Lyle, L</b> (8, 1) OBP: 0.250, SLG: 0.250 <b>Ron Reed, R</b> (9, 1) OBP: 0.600, SLG: 0.800		0-3 K		0-0 6-3		0-0 6-3		0-0 4-3		3	0	0	0	0	1	4		
<b>Inning Stats</b>	R: 0 E: 0 K: 0 S: 3 H: 1 LOB: 0 BB: 0 P: 3	R: 2 E: 1 K: 1 S: 8 H: 2 LOB: 2 BB: 1 P: 12	R: 0 E: 0 K: 0 S: 3 H: 0 LOB: 1 BB: 1 P: 7	R: 1 E: 1 K: 0 S: 4 H: 0 LOB: 0 BB: 0 P: 4	R: 0 E: 0 K: 0 S: 4 H: 2 LOB: 1 BB: 0 P: 4	R: 0 E: 1 K: 0 S: 4 H: 1 LOB: 2 BB: 1 P: 8	R: 0 E: 0 K: 0 S: 3 H: 0 LOB: 0 BB: 0 P: 3	R: 0 E: 0 K: 1 S: 5 H: 0 LOB: 0 BB: 0 P: 5	R: 0 E: 0 K: 0 S: 3 H: 0 LOB: 0 BB: 0 P: 3	1B: 5 2B: 1 3B: 0 HR: 0 SF: 1 SAC: 0 DP: 1 HBP: 0	WP: 0 PB: 0 SB: 1 CS: 0 PA: 36							
<b>PITCHER</b>	IP	WLS	BF	H	R	ER	SO	BB	IBB	HBP	BLK	WP	HR	S	P	ERA	WHIP	
<b>Mike Scott, R</b> (1, 1) ERA: 3.91	6.0	L	27	6	3	1	1	2	1	0	0	0	0	26	38	1.50	1.333	
<b>Ray Seavage, L</b> (7, 1) ERA: 3.58	2.0		6	0	0	0	1	0	0	0	0	0	0	8	8	0.00	0.000	
<b>Mike Marshall, R</b> (9, 1) ERA: 3.15	1.0		3	0	0	0	0	0	0	0	0	0	0	3	3	0.00	0.000	

Philadelphia Phillies @ New York Mets  
Shea Stadium, Flushing, NY  
Thu Sep 17 1981, 7:05 PM EDT  
Att. 5,501 - Unknown

livebaseballscorecards.com

AB	32
R	3
H	6
RBI	3
BB	3
SO	2
LOB	17



BOTTOM

Philadelphia Phillies @ New York Mets  
Shea Stadium, Flushing, NY  
Thu Sep 17 1981, 7:05 PM EDT  
Att. 5,501 - Unknown

livebaseballscorecards.com

AB 29  
R 2  
H 4  
RBI 2  
BB 2  
SO 8  
LOB 8



WP: 0 PA: 32  
PB: 0  
SB: 0  
CS: 0

AB R H RBI BB SO LOB

4 0 0 0 0 1 1  
2 0 0 0 0 0 0  
0 0 0 0 0 0 0  
1 0 0 0 0 1 1  
0 0 0 0 0 0 0

4 0 1 0 0 1 1

4 0 1 0 0 0 1

4 0 1 0 0 2 1

2 1 0 0 1 1 1

2 1 0 0 1 0 0

2 0 0 0 0 1 0  
1 0 0 0 0 0 2  
0 0 0 0 0 0 0

1 0 0 0 0 1 0  
1 0 0 0 0 0 0  
0 0 0 0 0 0 0  
0 0 0 0 0 0 0  
1 0 1 2 0 0 0  
0 0 0 0 0 0 0

1B: 4 SF: 0  
2B: 0 SAC: 0  
3B: 0 DP: 1  
HR: 0 HBP: 1

Batter	1	2	3	4	5	6	7	8	9
Mookie Wilson, S OBP: 0.331, SLG: 0.377 (1, 8)	0-3 K ①			x 0-0 4-3 ①		x 0-0 5-3 ③		x 0-0 L7 ②	
Bob Bailor, R OBP: 0.341, SLG: 0.306 (1, 4)	0-0 6-3 ②			x 0-0 F8 ②			H 1-0 5-3 1B HBP	x 0-3 K ③	
Doug Flynn, R OBP: 0.235, SLG: 0.277 (7, PR)									
Lee Mazzilli, S OBP: 0.327, SLG: 0.367 (8, PH)									
Brian Giles, R (9, 4)									
Hubie Brooks, R OBP: 0.337, SLG: 0.390 (1, 5)	0-3 K ③			x 0-0 1B			x 0-0 5-3 ①	x 0-0 6-3 ①	
Rusty Staub, L OBP: 0.375, SLG: 0.385 (1, 3)		x 0-0 6-3 ①		x 0-0 F9 ③			x 0-0 ②	x 0-0 F7 ②	
Dave Kingman, R OBP: 0.313, SLG: 0.429 (1, 7)		0-3 K ②			x 0-0 G6-3 1B		x 0-0 F8 ③	x 0-3 K ③	
John Stearns, R OBP: 0.335, SLG: 0.341 (1, 2)					x 0-0 G6-3 ① ②			B B B B 4-0 G3 BB 1B BB	
Mike Howard, S OBP: 0.273, SLG: 0.300 (1, 9)			x 0-0 4-3 ①		x 0-0 5-3 ③			B B B B 4-0 1B G3 BB	
Ron Gardenhire, R OBP: 0.176, SLG: 0.176 (1, 6)						x 0-0 L4 ①		x 0-0 G3 ①	
Mike Cubbage, L OBP: 0.318, SLG: 0.345 (8, PH)								1-2 2-3	
Mike Marshall, R (9, 1)									
Mike Scott, R OBP: 0.146, SLG: 0.081 (1, 1)						x 0-0 F7 ②		x 0-0 1B	
Ron Hodges, L OBP: 0.350, SLG: 0.361 (6, PH)									
Ray Seaver, L OBP: 1.000, SLG: 1.000 (7, 1)									
Mike Jorgensen, L OBP: 0.289, SLG: 0.384 (8, PH)									
Ellis Valentine, R OBP: 0.243, SLG: 0.361 (8, PH)									
Frank Taveras, R OBP: 0.262, SLG: 0.285 (9, 8)									

Inning Stats	R: 0	H: 0	E: 0	K: 2	S: 7	LOB: 0	BB: 0	P: 7	R: 0	H: 0	E: 0	K: 2	S: 7	LOB: 0	BB: 0	P: 7	R: 0	H: 1	E: 0	K: 0	S: 4	LOB: 1	BB: 0	P: 4	R: 0	H: 1	E: 0	K: 0	S: 3	LOB: 0	BB: 0	P: 3	R: 0	H: 0	E: 0	K: 0	S: 3	LOB: 0	BB: 0	P: 3	R: 0	H: 1	E: 0	K: 0	S: 3	LOB: 1	BB: 0	P: 4	R: 2	H: 1	E: 0	K: 1	S: 6	LOB: 1	BB: 2	P: 14	R: 0	H: 0	E: 0	K: 1	S: 5	LOB: 0	BB: 0	P: 5	1B: 4	SF: 0	2B: 0	SAC: 0	3B: 0	DP: 1	HR: 0	HBP: 1	WP: 0	PA: 32
--------------	------	------	------	------	------	--------	-------	------	------	------	------	------	------	--------	-------	------	------	------	------	------	------	--------	-------	------	------	------	------	------	------	--------	-------	------	------	------	------	------	------	--------	-------	------	------	------	------	------	------	--------	-------	------	------	------	------	------	------	--------	-------	-------	------	------	------	------	------	--------	-------	------	-------	-------	-------	--------	-------	-------	-------	--------	-------	--------

PITCHER	IP	WLS	BF	H	R	ER	SO	BB	IBB	HBP	BLK	WP	HR	S	P	ERA	WHIP
Dickie Notes, R ERA: 4.01 (1, 1)	7.0	W	23	3	0	0	6	0	0	1	0	0	0	34	35	0.00	0.429
Jerry Reed, R ERA: 7.71 (8, 1)	0.1		3	0	2	2	0	2	0	0	0	0	0	1	9	54.00	6.000
Sparky Lyle, L ERA: 4.33 (8, 1)	1.1		5	1	0	0	1	0	0	0	0	0	0	7	7	0.00	0.750
Ron Reed, R ERA: 3.51 (9, 1)	0.1	S	1	0	0	0	1	0	0	0	0	0	0	3	3	0.00	0.000

Batter	1	2	3	4	5	6	7	8	9	AB R H RBI BB SO LOB	TOP											
Tom Herr, S (1, 4) OBP: 0.334, SLG: 0.345	0-0 6-3		0-0 3-1		0-0 6-3		0-0 1-3 1B		0-0 FC6-4 1-2f	5 0 1 0 0 0 1												
Garry Templeton, S (1, 6) OBP: 0.311, SLG: 0.392	0-0 2B		0-0 2B 1B		0-0 L5		0-0 F9			4 0 2 0 0 0 2												
Keith Hernandez, L (1, 3) OBP: 0.401, SLG: 0.466	0-0 F4-3		0-0 1-3 2B		0-0 L7		0-0 F7			4 0 1 0 0 0 1												
George Hendrick, R (1, 8) OBP: 0.360, SLG: 0.484	0-0 L7		0-0 6-3		0-0 WP 6-3 2B		0-0 1B			4 1 2 0 0 0 3												
Dane Iorg, L (1, 7) OBP: 0.339, SLG: 0.421		0-0 F4-6-3 1B		0-0 F7		0-0 6-3 2-H		0-3 K		4 0 1 1 0 1 1												
Ken Oberkfell, L (1, 5) OBP: 0.350, SLG: 0.372		0-0 F4-6-3 1-2		0-0 F4		0-0 L8		0-0 F1-4-3		4 0 0 0 0 0 2												
Darrell Porter, L (1, 2) OBP: 0.356, SLG: 0.382		0-0 1B		0-0 L9		0-3 K		0-3 K		4 0 1 0 0 2 1												
Sixto Lezcano, R (1, 9) OBP: 0.365, SLG: 0.386		0-3 K		0-0 F7		0-0 1B 1B		0-3 K		4 0 1 0 0 2 2												
Bob Shirley, R (1, 1) OBP: 0.150, SLG: 0.150			0-0 6-3		0-0 6-3		0-0 F8		0-0 FC6-4 1B	0 0 0 0 0 0 0												
Luis DeLeon, R (1, 1) OBP: 0.389, SLG: 0.270										1 0 0 0 0 0 0												
Steve Braun, L (5, PH) OBP: 0.414, SLG: 0.353										1 0 0 0 0 0 0												
Bob Sykes, S (5, 1) OBP: 0.571, SLG: 0.667										0 0 0 0 0 0 0												
Gene Tenace, R (7, PH) OBP: 0.293, SLG: 0.340										1 0 0 0 0 0 1												
Jim Oates, R (7, 1) OBP: 0.571, SLG: 0.667										0 0 0 0 0 0 0												
Jim Kaat, L (8, 1) OBP: 0.293, SLG: 0.340										0 0 0 0 0 0 0												
Tito Landrum, R (9, PH)										1 0 1 0 0 0 0												
<b>Inning Stats</b>	R: 0 E: 0 K: 0 S: 4	H: 1 LOB: 1 BB: 0 P: 4	R: 0 E: 0 K: 1 S: 6	H: 2 LOB: 1 BB: 0 P: 6	R: 0 E: 0 K: 0 S: 5	H: 2 LOB: 2 BB: 0 P: 5	R: 0 E: 1 K: 0 S: 4	H: 0 LOB: 1 BB: 0 P: 4	R: 0 E: 0 K: 0 S: 3	H: 0 LOB: 0 BB: 0 P: 3	R: 1 E: 0 K: 0 S: 4	H: 1 LOB: 0 BB: 0 P: 4	R: 0 E: 0 K: 1 S: 7	H: 2 LOB: 2 BB: 0 P: 7	R: 0 E: 0 K: 1 S: 6	H: 1 LOB: 1 BB: 0 P: 6	R: 0 E: 0 K: 2 S: 8	H: 1 LOB: 1 BB: 0 P: 8	1B: 7 2B: 3 3B: 0 HR: 0	SF: 0 SAC: 0 DP: 1 HBP: 0	WP: 1 PB: 0 SB: 0 CS: 0	PA: 37
<b>PITCHER</b>	IP WLS BF H R ER SO BB IBB HBP BLK WP HR S P ERA WHIP																					
Ed Lynch, R (1, 1) ERA: 2.48	6.0 W 24 6 1 1 1 0 0 0 0 1 0 26 26 1.50 1.000																					
Jesse Orosco, L (7, 1) ERA:	3.0 S 13 4 0 0 4 0 0 0 0 0 0 21 21 0.00 1.333																					

St. Louis Cardinals @ New York Mets  
 Shea Stadium, Flushing, NY  
 Fri Sep 18 1981, 7:05 PM EDT  
 Att. 12,317 - Sunny - 65 F

livebaseballscorecards.com

AB	37
R	1
H	10
RBI	1
BB	0
SO	5
LOB	14





Batter 1 2 3 4 5 6 7 8 9 AB R H RBI BB SO LOB **BOTTOM**

**Mookie Wilson, S** (1, 8) x 0-0 E 3B 1B x 0-0 6-3 x 0-0 6-3 x 0-0 CS 1-2 x 0-0 1B S 1B

**John Stearns, R** (1, 2) x 0-0 E5 3B 1-2 x 0-0 4-3 x 0-3 K x 0-0 4-3 x 0-0 1B 1-3 4-3 1B

**Hubie Brooks, R** (1, 5) x 0-0 2B 3B 1-H 2-H x 0-0 F8 x 0-0 6-3 1B x 0-0 4-3 1-3 1B 1-3 3-H 4-3 1B

**Ellis Valentine, R** (1, 9) S S S 0-3 K x 0-0 6-3 x 0-0 6-3 x 0-0 1-3 x 0-0 1-3

**Dave Kingman, R** (1, 3) x 0-0 1B 2B 3-H 4-0 x 0-0 P3 x 4-0 G6-3 IBB x 4-0 1B 4-3 IBB

**Lee Mazzilli, S** (1, 7) 3-H 4-0 x 0-0 1B IBB x 0-0 4-3 x 0-0 G6-3 1-2f x 0-0 4-3 x 0-0 4-3 1-2 2-3 3-H

**Doug Flynn, R** (1, 4) x 0-0 F6-3 1-3 2-H x 0-0 F6-3 x 0-0 F6-3 x 0-0 1B 2-H 3-H

**Ron Gardenhire, R** (1, 6) x 0-0 P4 x 0-3 K x 0-0 CS 1B x 0-0 F9

**Ed Lynch, R** (1, 1) 0-3 K x 0-0 F9 x 0-3 K

Inning Stats		R: 4	H: 4	LOB: 1	R: 0	H: 0	LOB: 0	R: 0	H: 0	LOB: 0	R: 0	H: 0	LOB: 0	R: 0	H: 1	LOB: 1	R: 0	H: 1	LOB: 0	R: 4	H: 4	LOB: 1
		E: 1		BB: 1	E: 0		BB: 0	E: 0		BB: 0	E: 0		BB: 0	E: 0		BB: 1	E: 0		BB: 0	E: 0		BB: 1
		K: 1		P: 13	K: 1		P: 5	K: 1		P: 5	K: 1		P: 5	K: 1		P: 7	K: 1		P: 5	K: 0		DP: 1
		S: 9			S: 5			S: 5			S: 5			S: 5			S: 5			S: 7		

4	2	2	0	0	0	0
4	2	1	0	0	1	1
4	2	3	3	0	0	0
4	0	0	0	0	1	4
2	2	1	1	2	0	0
0	0	0	0	0	0	0
3	0	0	1	1	0	4
4	0	2	3	0	0	0
4	0	1	0	0	1	2
2	0	0	0	0	1	0
1	0	0	0	0	1	1
1B: 8	SF: 0	WP: 0	PA: 36			
2B: 1	SAC: 0	PB: 0				
3B: 1	DP: 1	SB: 1				
HR: 0	HBP: 0	CS: 1				

**St. Louis Cardinals @ New York Mets**  
 Shea Stadium, Flushing, NY  
 Fri Sep 18 1981, 7:05 PM EDT  
 Att. 12,317 - Sunny - 65 F

AB	32
R	8
H	10
RBI	8
BB	3
SO	5
LOB	12



PITCHER		IP	WLS	BF	H	R	ER	SO	BB	IBB	HBP	BLK	WP	HR	S	P	ERA	WHIP
<b>Bob Shirley, L</b>	(1, 1)	0.1	L	5	3	4	3	1	0	0	0	0	0	0	7	7	81.00	9.000
<b>Luis DeLeon, R</b>	(1, 1)	3.2		12	1	0	0	2	0	1	0	0	0	0	15	19	0.00	0.273
<b>Bob Sykes, L</b>	(5, 1)	2.0		7	1	0	0	1	0	1	0	0	0	0	8	12	0.00	0.500
<b>Jim Otten, R</b>	(7, 1)	1.1		8	4	4	4	1	0	1	0	0	0	0	9	13	27.00	3.000
<b>Jim Kaat, L</b>	(8, 1)	0.2		3	1	0	0	0	0	0	0	0	0	0	3	3	0.00	1.500

Batter	1	2	3	4	5	6	7	8	9	AB R H RBI BB SO LOB	TOP																													
Tom Herr, S (1, 4) OBP: 0.336, SLG: 0.350	0-3 K		0-0 2B		0-0 5-3			0-0 1B		4 0 2 0 0 1 0																														
Garry Templeton, S (1, 6) OBP: 0.310, SLG: 0.388	4-0 FC6-4 BB		0-0 F4-3		0-0 6-3			0-0 F9		3 0 0 0 1 0 2																														
Keith Hernandez, L (1, 3) OBP: 0.397, SLG: 0.460	0-0 F7			0-0 F7		0-0 L3		0-0 L7		4 0 0 0 0 0 2																														
George Hendrick, R (1, 9) OBP: 0.361, SLG: 0.484	0-0 FC6-4 1-2f			0-0 BB 1B		0-0 F5-4-3 1B		0-0 F9		4 1 2 0 0 0 2																														
Gene Tenace, R (1, 2) OBP: 0.410, SLG: 0.345		0-0 5-3		0-0 BB 1B BB		0-0 F5-4-3 1-2		0-0 6-3		3 0 0 0 1 0 1																														
Tito Landrum, R (1, 7) OBP: 0.273, SLG: 0.327		0-0 F8		0-0 L9		0-0 F4		0-0 F9		4 0 0 0 0 0 2																														
Ken Oberkfell, L (1, 5) OBP: 0.350, SLG: 0.372		0-3 K		0-0 1B		0-0 F4-3		0-0 P5		3 0 1 1 0 1 0																														
Bob Shirley, R (7, 1) OBP: 0.150, SLG: 0.150				1-2 2-H						0 0 0 0 0 0 0																														
Gene Roof, S (9, PH) OBP: 0.410, SLG: 0.394										1 0 0 0 0 0 0																														
David Green, R (1, 8) OBP: 0.350, SLG: 0.372			0-3 K	0-0 F8		0-0 P3				3 0 0 0 0 1 2																														
John Martin, S (1, 1) OBP: 0.250, SLG: 0.346			0-0 F4-3		0-3 K			0-0 BB E 1B		2 0 0 0 0 1 0																														
Mark Littell, L (6, 1) OBP: 0.286, SLG: 0.286										0 0 0 0 0 0 0																														
Julio Gonzalez, R (7, 5) OBP: 0.333, SLG: 0.471										1 1 1 0 0 0 0																														
<b>Inning Stats</b>	R: 0 E: 0 K: 1 S: 5	H: 0 LOB: 1 BB: 1 P: 9	R: 0 E: 0 K: 1 S: 5	H: 0 LOB: 0 BB: 0 P: 5	R: 0 E: 0 K: 1 S: 6	H: 1 LOB: 1 BB: 0 P: 6	R: 1 E: 0 K: 0 S: 5	H: 2 LOB: 2 BB: 1 P: 9	R: 0 E: 0 K: 1 S: 5	H: 0 LOB: 0 BB: 0 P: 5	R: 0 E: 0 K: 0 S: 3	H: 1 LOB: 0 BB: 0 P: 3	R: 0 E: 0 K: 0 S: 3	H: 0 LOB: 0 BB: 0 P: 3	R: 1 E: 1 K: 0 S: 5	H: 2 LOB: 1 BB: 0 P: 5	R: 0 E: 0 K: 0 S: 3	H: 0 LOB: 0 BB: 0 P: 3	1B: 5 2B: 1 3B: 0 HR: 0	SF: 0 SAC: 0 DP: 1 HBP: 0	WP: 0 PB: 0 SB: 0 CS: 0	PA: 34																		
<b>PITCHER</b> Pete Falcone, L (1, 1) ERA: 2.99	IP 9.0	WLS W	BF 34	H 6	R 2	ER 2	SO 4	BB 2	IBB 0	HBP 0	BLK 0	WP 0	HR 0	S 40	P 48	ERA 2.00	WHIP 0.889						<b>PITCHER</b>	IP 9.0	WLS W	BF 34	H 6	R 2	ER 2	SO 4	BB 2	IBB 0	HBP 0	BLK 0	WP 0	HR 0	S 40	P 48	ERA 2.00	WHIP 0.889

St. Louis Cardinals @ New York Mets  
Shea Stadium, Flushing, NY  
Sat Sep 19 1981, 3:33 AM EDT  
Att: 10,200 - Cloudy

livebaseballscorecards.com

AB	32
R	2
H	6
RBI	1
BB	2
SO	4
LOB	11



Batter	1	2	3	4	5	6	7	8	9	AB R H RBI BB SO LOB
Mookie Wilson, S OBP: 0.332, SLG: 0.375 (1, 8) BB	4-0 E S SF BB		0-0 G3		0-0 F8		0-0 L9			3 1 0 0 1 0 0
Mike Howard, S OBP: 0.333, SLG: 0.273 (1, 9) X	0-0 SF 1-H HR		0-0 5-3			4-0 1B PB HR BB	4-0 BB BB			1 2 0 1 2 0 0
Hubie Brooks, R OBP: 0.344, SLG: 0.412 (1, 5) X	0-0 1-H HR		0-0 F9			0-0 1-3 HR 1B	0-0 F8			4 2 2 2 0 0 1
Dave Kingman, R OBP: 0.317, SLG: 0.440 Mike Jorgensen, L OBP: 0.280, SLG: 0.384 (1, 3) X (9, 3)	0-0 1-3			0-3 K		0-0 1-H HR 3-H		0-0 6-3		4 1 1 3 0 1 0 0 0 0 0 0 0 0
John Stearns, R OBP: 0.332, SLG: 0.342 (1, 2) SSS	0-3 K			0-0 F7		0-0 G3 2B		0-0 F9		4 0 1 0 0 1 0
Lee Mazzilli, S OBP: 0.325, SLG: 0.361 (1, 7) X	0-0 6-3			0-0 1B		0-0 G3		0-0 4-1		4 0 1 0 0 0 1
Doug Flynn, R OBP: 0.240, SLG: 0.281 (1, 4) X		0-0 CS 1B		0-0 F9		0-0 F4				3 0 1 0 0 0 2
Ron Gardenhire, R OBP: 0.167, SLG: 0.167 (1, 6) X		0-0 1-2 L3			0-0 F8	0-0 F8				3 0 0 0 0 0 2
Pete Falcone, L OBP: 0.071, SLG: 0.071 (1, 1) X		0-0 G3			0-0 P5		0-0 5-3			3 0 0 0 0 0 0

Inning Stats	R: 3	H: 1	E: 1	LOB: 0	K: 1	P: 11	R: 0	H: 1	E: 0	LOB: 0	K: 0	P: 3	R: 0	H: 0	E: 0	LOB: 1	K: 1	P: 6	R: 0	H: 0	E: 0	LOB: 0	K: 0	P: 3	R: 3	H: 3	E: 0	LOB: 1	K: 0	P: 10	R: 0	H: 0	E: 0	LOB: 1	K: 0	P: 7	R: 0	H: 0	E: 0	LOB: 0	K: 0	P: 3
	3	1	1	0	1	11	0	1	0	0	0	3	0	0	0	1	1	6	0	0	0	1	0	3	3	0	3	0	1	10	0	0	0	1	7	0	0	0	0	0	3	


**BOTTOM**

**St. Louis Cardinals @ New York Mets**  
Shea Stadium, Flushing, NY

Sat Sep 19 1981, 3:33 AM EDT  
Att. 10,200 - Cloudy

<b>AB</b>	<b>29</b>
<b>R</b>	<b>6</b>
<b>H</b>	<b>6</b>
<b>RBI</b>	<b>6</b>
<b>BB</b>	<b>3</b>
<b>SO</b>	<b>2</b>
<b>LOB</b>	<b>6</b>

[livebaseballscorecards.com](http://livebaseballscorecards.com)



PITCHER	IP	WLS	BF	H	R	ER	SO	BB	IBB	HBP	BLK	WP	HR	S	P	ERA	WHIP
John Martin, L ERA: 3.2 (1, 1)	5.0	L	21	4	5	4	2	2	0	0	0	0	1	23	31	7.20	1.200
Mark Littell, R ERA: 3.41 (6, 1)	1.0		5	2	1	1	0	0	0	0	0	0	1	5	5	9.00	2.000
Bob Shirley, L ERA: 4.44 (7, 1)	2.0		7	0	0	0	0	1	0	0	0	0	0	6	10	0.00	0.500

WP	PA	ERA	WHIP
0	33		

Batter	1	2	3	4	5	6	7	8	9	AB R H RBI BB SO LOB	TOP																											
Tom Herr, S OBP: 0.334, SLG: 0.348 (1, 4)	0-0 F8	0-0 F7		0-0 F9		0-0 F8 FC4-2 1B		0-0 6-3		5 0 1 0 0 0 0	<b>St. Louis Cardinals @ New York Mets</b> Shea Stadium, Flushing, NY Sun Sep 20 1981, 3:33 AM EDT Att. 13,337 - Sunny - 70 F																											
Garry Templeton, S OBP: 0.315, SLG: 0.393 (1, 6)	0-0 CS 1B		4-0 1B HR BB	0-0 1-3 2B		0-0 F8 1-3		0-3 K		4 1 2 0 1 1 1																												
Keith Hernandez, L OBP: 0.397, SLG: 0.457 (1, 3)	4-0 1B 1-2 1B BB		0-0 1-3 HR 1B	0-0 1-3 2-3		0-0 FC4-2 FC6-4		0-3 K		4 2 1 0 1 1 2																												
George Hendrick, R OBP: 0.362, SLG: 0.491 (1, 8)	0-0 1-3 BB 1B		0-0 1-3 HR	0-0 F4-3		0-0 FC6-4 1-2f		0-0 F8		5 2 2 3 0 0 2																												
Darrell Porter, L OBP: 0.358, SLG: 0.373 (1, 2)	4-0 1-2 1B BB		0-0 F4-3		0-0 3-1		4-0 SH3-4 BB		0-0 F8			3 0 0 0 2 0 0																										
Dane Iorg, L OBP: 0.344, SLG: 0.422 (1, 9)	0-0 1-2 2-H 3-H 1B		4-0 BB BB		0-0 F9		0-0 SH3-4 1-2		0-0 E8 3B			2 0 1 2 1 0 0 1 1 1 0 0 0 0																										
Tito Landrum, R OBP: 0.279, SLG: 0.352 (7, PH) (7, 9)																																						
Ken Oberkfell, L OBP: 0.348, SLG: 0.367 (1, 5)	0-0 F8		0-0 F4		4-0 E BB		0-0 L7		0-3 K			4 0 0 0 1 1 4																										
Gene Roof, S OBP: 0.419, SLG: 0.371 (1, 7)		0-0 F8	4-0 1-2 BB		0-0 E5 1-3		4-0 IBB					2 0 0 0 2 0 1																										
Lary Sorensen, R OBP: 0.067, SLG: 0.089 (1, 1)		0-0 F8	0-3 K		0-0 5-3		0-3 K				3 0 0 0 0 0 1 4 1 0 0 0 0 0 1 2 0																											
Doug Bair, R OBP: 0.200, SLG: 0.800 (6, 1)																																						
Jim Kaat, L OBP: 0.571, SLG: 0.667 (7, 1)																																						
Luis DeLeon, R OBP: 0.571, SLG: 0.667 (7, 1)																																						
Bob Sykes, S OBP: 0.286, SLG: 0.286 (8, 1)																																						
Mark Littell, L OBP: 0.286, SLG: 0.286 (8, 1)																																						
Bruce Sutter, R OBP: 0.286, SLG: 0.286 (9, 1)																																						
<b>Inning Stats</b>	R: 2 E: 0 K: 0 S: 5	H: 3 LOB: 2 BB: 2 P: 13	R: 0 E: 0 K: 0 S: 3	H: 0 LOB: 0 BB: 0 P: 3	R: 3 E: 0 K: 1 S: 7	H: 2 LOB: 2 BB: 3 P: 19	R: 0 E: 0 K: 0 S: 4	H: 1 LOB: 1 BB: 0 P: 4	R: 0 E: 1 K: 0 S: 4	H: 0 LOB: 2 BB: 1 P: 8	R: 0 E: 0 K: 0 S: 4	H: 1 LOB: 1 BB: 0 P: 4	R: 0 E: 0 K: 1 S: 5	H: 0 LOB: 2 BB: 2 P: 13	R: 0 E: 0 K: 2 S: 7	H: 0 LOB: 0 BB: 0 P: 7	R: 1 E: 1 K: 1 S: 6	H: 1 LOB: 0 BB: 0 P: 6	1B: 5 2B: 1 3B: 1 HR: 1	SF: 0 SAC: 1 DP: 0 HBP: 0	WP: 0 PB: 0 SB: 1 CS: 1	PA: 43																
<b>PITCHER</b>	IP WLS BF H R ER SO BB IBB HBP BLK WP HR S P ERA WHIP												<b>PITCHER</b>	IP WLS BF H R ER SO BB IBB HBP BLK WP HR S P ERA WHIP																								
Pat Zachry, R ERA: 4.09 (1, 1)	2.0																																					
Ray Seavage, L ERA: 3.34 (3, 1)	2.0																																					
Mike Marshall, R ERA: 2.86 (5, 1)	2.0																																					
Jesse Orosco, L ERA: (7, 1)	1.0																																					
Neil Allen, R ERA: 2.78 (8, 1)	2.0	W																																				

livebaseballscorecards.com

<b>AB</b>	<b>34</b>
<b>R</b>	<b>6</b>
<b>H</b>	<b>8</b>
<b>RBI</b>	<b>5</b>
<b>BB</b>	<b>8</b>
<b>SO</b>	<b>5</b>
<b>LOB</b>	<b>16</b>



Batter	1	2	3	4	5	6	7	8	9	AB	R	H	RBI	BB	SO	LOB
Mookie Wilson, S (1, 8) OBP: 0.339, SLG: 0.395	0-0 6-3		0-0 1B		0-0 G3	0-0 2B	0-0 1B		0-0 HR	6	1	4	3	0	0	0
Mike Howard, S (1, 9) OBP: 0.316, SLG: 0.267 Ellis Valentine, R (7, PH) OBP: 0.237, SLG: 0.352	0-0 P5		0-0 F8		0-0 1B	0-3 K2-3	0-3 K			4	0	1	0	0	1	2
Hubie Brooks, R (1, 5) OBP: 0.351, SLG: 0.418	0-0 4-3		0-0 1B		0-0 1B		0-0 1B	0-0 1B		5	1	4	0	0	0	0
Dave Kingman, R (1, 3) OBP: 0.316, SLG: 0.436		0-0 F7	0-0 G6-4-3		0-0 P3		0-0 P5	0-0 1B		5	0	1	0	0	0	5
Lee Mazzilli, S (1, 7) OBP: 0.323, SLG: 0.358		0-0 1B		0-0 4-3	0-0 F7		0-0 6-3	0-0 P4		5	0	1	0	0	0	5
John Stearns, R (1, 2) OBP: 0.337, SLG: 0.347		0-0 1B		0-0 1B		0-0 3-1	0-0 2B	0-0 G6-4-3		5	1	3	1	0	0	2
Doug Flynn, R (1, 4) OBP: 0.242, SLG: 0.290		0-0 F9		0-0 F9		0-0 2B	0-0 1B		0-0 F6-3	5	2	2	1	0	0	3
Ron Gardenhire, R (1, 6) OBP: 0.231, SLG: 0.231 Mike Lirios, L (6, PH) OBP: 0.278, SLG: 0.381 Jesse Orosco, R (7, 1) Rusty Staub, L (7, PH) OBP: 0.379, SLG: 0.389 Greg Harris, S (7, PR) OBP: 0.118, SLG: 0.176 Neil Allen, R (8, 1) Alex Trevino, R (9, PH) OBP: 0.326, SLG: 0.264		0-0 1B		0-0 1B		0-0 F7	0-0 1B	0-0 F8		2	0	2	0	0	0	0
Pat Zachry, R (1, 1) OBP: 0.237, SLG: 0.176 Ray Seavie, L (3, 1) OBP: 1.000, SLG: 1.000 Mike Cuiabage, L (4, PH) OBP: 0.313, SLG: 0.339 Mike Marshall, R (5, 1) Ron Hodges, L (6, PH) OBP: 0.206, SLG: 0.405 Frank Taveras, R (6, PR) OBP: 0.267, SLG: 0.294		0-0 4-3		0-0 L6		0-0 2B	0-0 1B	0-0 HR		1	0	0	0	0	0	3

Inning Stats	R: 0	H: 0	E: 0	K: 0	S: 3	R: 0	H: 3	E: 0	K: 0	S: 6	R: 0	H: 2	E: 0	K: 0	S: 4	R: 0	H: 2	E: 0	K: 0	S: 5	R: 0	H: 2	E: 0	K: 1	S: 8	R: 3	H: 6	E: 0	K: 1	S: 11	R: 0	H: 2	E: 0	K: 0	S: 4	R: 2	H: 2	E: 0	K: 0	S: 4	1B: 16	2B: 5	3B: 0	HR: 1	SF: 0	SAC: 0	DP: 2	HBP: 0	WP: 0	PB: 0	SB: 0	CS: 0	PA: 46
--------------	------	------	------	------	------	------	------	------	------	------	------	------	------	------	------	------	------	------	------	------	------	------	------	------	------	------	------	------	------	-------	------	------	------	------	------	------	------	------	------	------	--------	-------	-------	-------	-------	--------	-------	--------	-------	-------	-------	-------	--------

PITCHER	IP	WLS	BF	H	R	ER	SO	BB	IBB	HBP	BLK	WP	HR	S	P	ERA	WHIP
Lary Sorensen, R (1, 1) ERA: 3.03	5.2		28	12	2	2	0	0	0	0	0	0	0	28	28	3.18	2.118
Doug Bair, R (6, 1) ERA: 5.48	1.0		6	3	3	3	1	0	0	0	0	0	0	8	8	27.00	3.000
Jim Kaat, L (7, 1) ERA: 2.4	0.0		1	1	0	0	0	0	0	0	0	0	0	1	1	∞	∞
Luis DeLeon, R (7, 1) ERA: 0.84	0.0		2	2	0	0	0	0	0	0	0	0	0	2	2	∞	∞
Bob Sykes, L (7, 1) ERA: 5.01	0.1		1	0	0	0	1	0	0	0	0	0	0	3	3	0.00	0.000


**BOTTOM**

**St. Louis Cardinals @ New York Mets**  
Shea Stadium, Flushing, NY

Sun Sep 20 1981, 3:33 AM EDT  
Att. 13,337 - Sunny - 70 F

livebaseballscorecards.com

<b>AB</b>	<b>46</b>
<b>R</b>	<b>7</b>
<b>H</b>	<b>22</b>
<b>RBI</b>	<b>7</b>
<b>BB</b>	<b>0</b>
<b>SO</b>	<b>2</b>
<b>LOB</b>	<b>26</b>



Batter	1	2	3	4	5	6	7	8	9	10	11	12	13	AB R H RBI BB SO LOB	TOP																
Omar Moreno, L (1, 8) OBP: 0.332, SLG: 0.375	F9		F8			K		2B		K		F9		6 0 1 0 0 2 2	<b>Pittsburgh Pirates @ New York Mets</b> <b>Shea Stadium, Flushing, NY</b> Mon Sep 21 1981, 7:05 PM EDT Att: 7,429 - Unknown																
Tim Foli, R (1, 6) OBP: 0.279, SLG: 0.284	F8			5-3		F4-6-3 1B		F4-3		4-3		2-3 4-0 1-2 BB		5 0 1 0 1 0 1																	
Dave Parker, L (1, 9) OBP: 0.284, SLG: 0.457	F9			E6		F4-6-3 1-2				F7		F9		4 0 1 0 0 0 1																	
Bill Madlock, R (9, PR) OBP: 0.419, SLG: 0.500				S										0 1 0 0 0 0 0																	
Lee Lacy, R (9, 9) OBP: 0.303, SLG: 0.352														2 0 0 0 0 0 3																	
Jason Thompson, L (1, 3) OBP: 0.380, SLG: 0.462														4 1 2 1 0 1 1																	
Matt Alexander, S (9, PR) OBP: 0.200, SLG: 0.200														0 1 0 0 0 0 0																	
Bill Robinson, R (9, 3) OBP: 0.270, SLG: 0.344														2 0 0 0 0 1 0																	
Mike Easler, L (1, 7) OBP: 0.326, SLG: 0.419														5 0 2 1 1 0 0																	
Tony Peña, R (1, 2) OBP: 0.317, SLG: 0.375														4 0 0 0 1 3 3																	
Dale Berra, R (1, 5) OBP: 0.298, SLG: 0.303														3 0 0 0 0 2 1																	
Willie Stargell, L (9, PH) OBP: 0.344, SLG: 0.364														0 0 0 0 1 0 0																	
Vance Law, R (9, PR) OBP: 0.189, SLG: 0.200														1 0 0 0 0 0 0																	
Johnny Ray, S (1, 4) OBP: 0.339, SLG: 0.442														4 0 1 1 0 0 0																	
Luis Tiant, R (1, 1) OBP: 0.242, SLG: 0.231														2 0 0 0 0 0 0																	
Willie Montanez, L (8, PH) OBP: 0.245, SLG: 0.258														1 0 0 0 0 1 0																	
Rod Scarry, L (8, 1) OBP: 0.269, SLG: 0.176														0 0 0 0 0 0 0																	
Kent Tekulve, R (8, 1) OBP: 0.269, SLG: 0.176														0 0 0 0 0 0 0																	
Kurt Bevacqua, R (8, PH) OBP: 0.353, SLG: 0.478														1 0 0 0 0 1 3																	
Don Robinson, R (9, 1) OBP: 0.333, SLG: 0.273														0 0 0 0 0 0 0																	
Doe Boydland, L (12, PH) OBP: 0.333, SLG: 0.273														0 0 0 0 1 0 0																	
Mark Lee, R (12, 1) OBP: 1.000, SLG: 1.000														0 0 0 0 0 0 0																	
<b>Inning Stats</b>	R: 0 E: 0 K: 0 S: 3	H: 0 LOB: 0 BB: 0 P: 3	R: 1 E: 0 K: 2 S: 8	H: 1 LOB: 0 BB: 0 P: 8	R: 0 E: 0 K: 0 S: 3	H: 0 LOB: 0 BB: 0 P: 3	R: 0 E: 1 K: 1 S: 6	H: 0 LOB: 2 BB: 1 P: 10	R: 0 E: 0 K: 1 S: 5	H: 0 LOB: 1 BB: 1 P: 7	R: 0 E: 0 K: 1 S: 6	H: 1 LOB: 0 BB: 0 P: 6	R: 2 E: 0 K: 1 S: 8	H: 3 LOB: 3 BB: 1 P: 12	R: 0 E: 0 K: 1 S: 5	H: 0 LOB: 0 BB: 0 P: 5	R: 0 E: 0 K: 2 S: 7	H: 0 LOB: 0 BB: 0 P: 7	R: 0 E: 0 K: 0 S: 4	H: 1 LOB: 3 BB: 2 P: 12	R: 0 E: 0 K: 1 S: 5	H: 1 LOB: 1 BB: 0 P: 5	1B: 6 2B: 2 3B: 0 HR: 1	SF: 1 SAC: 1 DP: 2 HBP: 0	WP: 0 PB: 0 SB: 1 CS: 1	PA: 51					
<b>PITCHER</b>	IP WLS BF H R ER SO BB IBB HBP BLK WP HR S P ERA WHIP														IP WLS BF H R ER SO BB IBB HBP BLK WP HR S P ERA WHIP																
Greg Harris, R (1, 1) ERA: 4.5	8.0																														
Neil Allen, R (9, 1) ERA: 2.88	1.0	6	2	1	1	1	0	1	0	0	0	0	0	7	11	9.00	2.000														
Mike Marshall, R (10, 1) ERA: 2.55	2.2	11	1	0	0	3	2	0	0	0	0	0	0	15	23	0.00	1.125														
Terry Leach, R (12, 1) ERA: 1.59	0.1	1	0	0	0	0	0	0	0	0	0	0	0	1	1	0.00	0.000														
Dan Bolitano, R (13, 1) ERA: 4.91	1.0	W 3	1	0	0	1	0	0	0	0	0	0	0	5	5	0.00	1.000														

livebaseballscores.com




Batter	1	2	3	4	5	6	7	8	9	10	11	12	13	AB R H RBI BB SO LOB
Mookie Wilson, S OBP: 0.339, SLG: 0.397 (1, 8)	0-0 1B 2B		0-0 L7			0-0 1-3		0-3 K		0-0 G3		0-0 4-3 S 1B		6 1 2 0 0 1 2
Lee Mazzilli, S OBP: 0.325, SLG: 0.360 (1, 7)	0-0			0-0 G3		0-0 F4		0-0 FC4-6 1B		0-3 K		0-0 4-3		4 0 2 2 0 0 0
Mike Howard, S OBP: 0.286, SLG: 0.235 (9, 7)	0-0 G5-4-3 1B							1-2 3-H FC4-6 1B		0-0 K		0-0 4-3		2 0 0 0 0 1 1
Dan Boitano, R (13, 1)	0-0 2-H 1B							0-0 1-2 3-H FC4-6 1B		0-0 K		0-0 4-3		0 0 0 0 0 0 0
Hubie Brooks, R OBP: 0.353, SLG: 0.418 (1, 5)	0-0 F2			0-0 1B 1B		0-0 5-3		0-0 1-2 3-H FC4-6 1B		0-0 E S 1B		4-0 IBB		5 1 2 0 1 0 3
Dave Kingman, R OBP: 0.316, SLG: 0.435 (1, 3)	0-0 G5-4-3 1-2			0-0 1B 1B				0-0 1-2 3-H FC4-6 1B		4-0 BB BB 1B		0-0 F7		3 0 1 0 0 0 1
Mike Jorgensen, L OBP: 0.279, SLG: 0.374 (9, 3)	0-0 1-2							0-0 1-2 3-H FC4-6 1B		1-3 BB		0-0 F7		2 0 0 0 1 0 2
Ellis Valentine, R OBP: 0.235, SLG: 0.347 (1, 9)		0-0 6-3		0-0 1B 1B		0-3 K		0-3 K		0-0 F8		0-0 6-3		6 0 1 1 0 2 2
John Stearns, R OBP: 0.337, SLG: 0.342 (1, 2)		0-0 F5		0-0 1-3 2-H 1B		0-0 8-4		0-0 F9		4-0 BB S BB		4-0 1B WP BB		4 1 0 0 2 0 2
Doug Flynn, R OBP: 0.243, SLG: 0.294 (1, 4)		0-3 K						0-0 F8		4-0 BB BB		0-0 CS 1B		3 1 1 0 0 1 0
Mike Cubbage, L OBP: 0.324, SLG: 0.339 (9, PH)								0-0 1B 2B		1-2 BB BB		0-0 1B		0 0 0 0 1 0 0
Ron Gardenhire, R OBP: 0.286, SLG: 0.286 (9, PR) (10, 6)								0-0 1B 2B		1-2 BB BB		0-0 1B		2 0 2 0 0 0 0
Frank Taveras, R OBP: 0.264, SLG: 0.291 (1, 6)								0-0 5-3		4-0 BB BB		0-3 K		3 0 0 0 0 0 1
Rusty Staub, L OBP: 0.383, SLG: 0.389 (9, PH)								0-0 5-3		1-2 2-3 BB		0-3 K		0 0 0 0 1 0 0
Brian Giles, R (9, PR) (10, 4)								0-0 5-3		1-2 2-3 BB		0-3 K		2 0 0 0 0 1 2
Greg Harris, S OBP: 0.159, SLG: 0.200 (1, 1)								0-0 1B 1B		0-0 F8		0-3 K		3 0 1 0 0 1 0
Neil Allen, R OBP: 0.200, SLG: 0.600 (9, PH)								0-0 1B 1B		0-0 F8		0-3 K		0 0 0 0 0 0 0
Ron Hodges, R OBP: 0.337, SLG: 0.395 (9, PH)								0-0 1B 1B		0-0 F8		0-3 K		1 0 0 0 0 0 3
Mike Marshall, R (10, 1)								0-0 1B 1B		0-0 F8		0-3 K		0 0 0 0 0 0 0
Terry Leach, R (12, 1)								0-0 1B 1B		0-0 F8		0-3 K		0 0 0 0 0 0 0
Alex Trevino, R OBP: 0.324, SLG: 0.262 (12, PH) (13, 7)								0-0 1B 1B		0-0 F8		0-3 K		0 0 0 0 0 0 0

Inning Stats	R: 1	H: 2	R: 0	H: 0	R: 0	H: 0	R: 1	H: 3	R: 0	H: 0	R: 0	H: 0	R: 1	H: 3	R: 0	H: 0	R: 0	H: 1	R: 0	H: 1	R: 0	H: 1	R: 0	H: 1	R: 1	H: 1	1B: 10	SF: 0	WP: 1	PA: 53
	E: 0	LOB: 0	E: 0	LOB: 0	E: 0	LOB: 0	E: 0	LOB: 1	E: 0	LOB: 0	E: 0	LOB: 0	E: 0	LOB: 2	E: 0	LOB: 3	E: 0	LOB: 2	E: 0	LOB: 1	E: 0	LOB: 1	E: 0	LOB: 2	E: 0	LOB: 1	2B: 4 <td>SAC: 0 <td>PB: 0 <td></td> </td></td>	SAC: 0 <td>PB: 0 <td></td> </td>	PB: 0 <td></td>	
	K: 0	BB: 0	K: 1	BB: 0	K: 0	BB: 0	K: 0	BB: 0	K: 0	BB: 0	K: 0	BB: 0	K: 1	BB: 3	K: 1	BB: 1	K: 0	BB: 1	K: 1	BB: 1	K: 1	BB: 1	K: 0	BB: 1	K: 1	BB: 1	3B: 0 <td>DP: 3 <td>SB: 3</td> <td></td> </td>	DP: 3 <td>SB: 3</td> <td></td>	SB: 3	
	S: 4	P: 4	S: 5	P: 5	S: 3	P: 3	S: 5	P: 5	S: 5	P: 5	S: 3	P: 3	S: 5	P: 8	S: 5	P: 17	S: 6	P: 10	S: 5	P: 5	S: 6	P: 10	S: 5	P: 5	S: 6	P: 10	HR: 0 <td>HBP: 0 <td>CS: 1</td> <td></td> </td>	HBP: 0 <td>CS: 1</td> <td></td>	CS: 1	

PITCHER	IP	WLS	BF	H	R	ER	SO	BB	IBB	HBP	BLK	WP	HR	S	P	ERA	WHIP
Luis Tiant, R ERA: 3.66 (1, 1)	7.0		24	5	2	2	3	0	0	0	0	0	0	30	30	2.57	0.714
Rod Scurry, L ERA: 3.88 (8, 1)	0.2		5	3	1	1	1	0	0	0	0	0	0	7	7	13.50	4.500
Kent Tekulve, R ERA: 2.58 (8, 1)	0.1		1	0	0	0	0	0	0	0	0	0	0	1	1	0.00	0.000
Don Robinson, R ERA: 6.06 (9, 1)	3.0		14	2	0	0	3	4	0	0	0	0	0	16	32	0.00	2.000
Mark Lee, R ERA: 1.5 (12, 1)	1.1	L	9	2	1	1	1	1	1	0	0	1	0	8	16	6.75	2.250

**Pittsburgh Pirates @ New York Mets**  
 Shea Stadium, Flushing, NY  
 Mon Sep 21 1981, 7:05 PM EDT  
 Att. 7,429 - Unknown

AB	R	H	RBI	BB	SO	LOB
47	4	12	3	6	8	19



WP	PA
1	53

Batter	1	2	3	4	5	6	7	8	9	AB	R	H	RBI	BB	SO	LOB	TOP								
<b>Omar Moreno, L</b> (1, 8) OBP: 0.333, SLG: 0.377	0-0 F8		0-0 1B 2B	4-0 S BB			0-3 K			3	1	1	0	1	1	0									
<b>Lee Lacy, R</b> (1, 9) OBP: 0.307, SLG: 0.360	0-0 F1-4-3 2B		0-0 2B HR 1B	0-0 1-2 F8			0-3 K			4	1	2	0	0	1	1									
<b>Johnny Ray, S</b> (1, 4) OBP: 0.333, SLG: 0.446	0-0 F1-4-3 2-3		0-0 1-3 HR 2B	0-0 F8			0-0 F8			4	1	1	1	0	0	2									
<b>Jason Thompson, L</b> (1, 3) OBP: 0.378, SLG: 0.474	0-3 K		0-0 2-H 3-H HR	0-0 F4			0-0 F9			4	1	1	3	0	1	1									
<b>Mike Easler, L</b> (1, 7) OBP: 0.325, SLG: 0.417		0-0 1B 1B	0-0 1-3	0-0 F9			0-0 G3			4	1	1	0	0	0	0									
<b>Tony Peña, R</b> (1, 2) OBP: 0.320, SLG: 0.378		0-0 F4-3 1-2 1B	0-0 1B	0-0 F4-3			0-0 F3			4	0	2	0	0	0	0									
<b>Dale Berra, R</b> (1, 5) OBP: 0.297, SLG: 0.302		0-0 1-2 2-H F4-3 1B	0-0 F2	0-0 6-3			0-3 K2-3			4	0	1	1	0	1	1									
<b>Vance Law, R</b> (1, 6) OBP: 0.175, SLG: 0.185		0-0 F4-3 1-2 2-3	0-0 F4-3	0-0 F4-3			0-0 F3			4	0	0	0	0	0	3									
<b>Jim Bibby, R</b> (1, 1) OBP: 0.200, SLG: 0.321		0-3 K	0-0 F4	0-0 F4-3			0-3 K			2	0	0	0	0	1	1									
<b>Doe Boyland, L</b> (6, PH)										1	0	0	0	0	0	0									
<b>Victor Cruz, R</b> (6, 1)										0	0	0	0	0	0	0									
<b>Rod Scurry, L</b> (7, 1) OBP: 0.250, SLG: 0.167										1	0	0	0	0	1	0									
<b>Inning Stats</b>	R: 0 E: 0 K: 1 S: 6	H: 1 LOB: 1 BB: 0 P: 6	R: 1 E: 0 K: 1 S: 7	H: 3 LOB: 1 BB: 0 P: 7	R: 4 E: 0 K: 0 S: 8	H: 5 LOB: 1 BB: 1 P: 8	R: 0 E: 0 K: 0 S: 3	H: 0 LOB: 1 BB: 1 P: 7	R: 0 E: 0 K: 0 S: 3	H: 0 LOB: 0 BB: 0 P: 3	R: 0 E: 0 K: 2 S: 7	H: 0 LOB: 0 BB: 0 P: 7	R: 0 E: 0 K: 0 S: 3	H: 0 LOB: 0 BB: 0 P: 3	R: 0 E: 0 K: 2 S: 7	H: 0 LOB: 0 BB: 0 P: 7	1B: 5 2B: 3 3B: 0 HR: 1	SF: 0 SAC: 0 DP: 1 HBP: 0	WP: 0 PB: 0 SB: 1 CS: 0	PA: 36					
<b>PITCHER</b>	IP	WLS	BF	H	R	ER	SO	BB	IBB	HBP	BLK	WP	HR	S	P	ERA	WHIP								
<b>Mike Scott, R</b> (1, 1) ERA: 4.13	2.0	L	12	7	4	4	2	0	0	0	0	0	0	16	16	18.00	3.500								
<b>Ray Seavage, L</b> (3, 1) ERA: 3.31	3.0		12	2	1	1	0	1	0	0	0	0	1	11	15	3.00	1.000								
<b>Terry Leach, R</b> (6, 1) ERA: 1.53	1.0		3	0	0	0	0	0	0	0	0	0	0	3	3	0.00	0.000								
<b>Jesse Orosco, L</b> (7, 1) ERA:	3.0		9	0	0	0	4	0	0	0	0	0	0	17	17	0.00	0.000								

**Pittsburgh Pirates @ New York Mets**  
 Shea Stadium, Flushing, NY  
 Tue Sep 22 1981, 7:05 PM EDT  
 Att. 6,855 - Unknown

[livebaseballscorecards.com](http://livebaseballscorecards.com)

<b>AB</b>	<b>35</b>
<b>R</b>	<b>5</b>
<b>H</b>	<b>9</b>
<b>RBI</b>	<b>5</b>
<b>BB</b>	<b>1</b>
<b>SO</b>	<b>6</b>
<b>LOB</b>	<b>9</b>





BOTTOM

Pittsburgh Pirates @ New York Mets  
Shea Stadium, Flushing, NY  
Tue Sep 22 1981, 7:05 PM EDT  
Att. 6,855 - Unknown

livebaseballscorecards.com

AB 35  
R 3  
H 10  
RBI 3  
BB 2  
SO 7  
LOB 12



WP: 1 PA: 37  
PB: 0  
SB: 0  
CS: 0

AB R H RBI BB SO LOB

5 0 0 0 0 1 3  
3 0 0 0 0 1 0  
1 0 1 1 0 0 0

4 0 2 0 0 0 1

4 1 1 1 0 1 2

3 1 1 1 1 0 0

4 0 1 0 0 0 0

2 0 1 0 0 1 0  
1 0 0 0 0 0 2  
0 0 0 0 0 0 0  
1 0 1 0 0 0 0

2 0 0 0 1 1 1  
1 0 1 0 0 0 0  
0 0 0 0 0 0 0

1 0 0 0 0 1 1  
0 0 0 0 0 0 0  
1 0 0 0 0 1 0  
0 0 0 0 0 0 0  
2 1 1 0 0 0 2

1B: 6 SF: 0  
2B: 2 SAC: 0  
3B: 1 DP: 2  
HR: 2 HBP: 0

Batter	1	2	3	4	5	6	7	8	9
Mookie Wilson, S OBP: 0.333, SLG: 0.391 (1, 8)	0-0 F3 		0-0 F8 		0-0 4-3 		0-0 5-3 		0-3 K 
Mike Howard, S OBP: 0.250, SLG: 0.200 Ellis Valentine, R OBP: 0.239, SLG: 0.350 (7, PH) (8, 9)	0-3 K 		0-0 F7 		0-0 F8 		0-0 WP 1B 		
Hubie Brooks, R OBP: 0.355, SLG: 0.419 (1, 5)	0-0 4-3 		0-0 1B 		0-0 G5-4-3 1B 		0-0 6-3 1-2 		
Dave Kingman, R OBP: 0.315, SLG: 0.443 (1, 3)		0-0 HR 	0-0 F8 		0-0 G5-4-3 1-2f 		0-3 K 		
Lee Mazzilli, S OBP: 0.327, SLG: 0.370 (1, 7)		0-0 HR 		0-0 4-3 		4-0 1B BB 		0-0 F8 	
John Stearns, R OBP: 0.336, SLG: 0.340 (1, 2)		0-0 4-3 		0-0 1-3 		0-0 1-3 1B 		0-0 F7 	
Doug Flynn, R OBP: 0.245, SLG: 0.295 Mike Jorgensen, L OBP: 0.277, SLG: 0.371 Jesse Orosco, R (7, 1) Alex Trevino, R OBP: 0.329, SLG: 0.275 (9, PH)		0-3 K 		0-0 FC6-4 1B 		0-0 F7 			0-0 1B 2B 
Ron Gardenhire, R OBP: 0.290, SLG: 0.267 Rusty Staub, L OBP: 0.387, SLG: 0.394 Frank Taveras, R OBP: 0.264, SLG: 0.291 (9, PR)		4-0 BB 		0-0 FC6-4 1-2f 		0-3 K 		0-0 L4-3 1B 	
Mike Scott, R OBP: 0.143, SLG: 0.079 Ray Searage, L OBP: 1.000, SLG: 1.000 Mike Cabbage, L OBP: 0.319, SLG: 0.333 Terry Leach, R (6, 1) Bob Bailor, R OBP: 0.345, SLG: 0.338 (7, 4)		0-3 K 		0-3 K 		0-0 1B 3B 		0-0 L4-3 1-2 	

Inning Stats	R: 0	H: 0	E: 0	K: 1	S: 5	R: 2	H: 2	E: 0	K: 2	S: 9	R: 0	H: 1	E: 0	K: 0	S: 4	R: 0	H: 1	E: 0	K: 0	S: 4	R: 0	H: 0	E: 0	K: 1	S: 5	R: 0	H: 2	E: 0	K: 0	S: 4	R: 1	H: 2	E: 0	K: 1	S: 7	R: 0	H: 0	E: 0	K: 1	S: 5	R: 0	H: 2	E: 0	K: 1	S: 6	R: 0	H: 2	E: 0	K: 1	S: 6
	LOB: 0	BB: 0	P: 5	LOB: 1	BB: 1	P: 13	LOB: 1	BB: 0	P: 4	LOB: 2	BB: 1	P: 8	LOB: 1	BB: 0	P: 7	LOB: 0	BB: 0	P: 5	LOB: 0	BB: 0	P: 5	LOB: 0	BB: 0	P: 5	LOB: 0	BB: 0	P: 5	LOB: 0	BB: 0	P: 5	LOB: 0	BB: 0	P: 5	LOB: 0	BB: 0	P: 5	LOB: 0	BB: 0	P: 5	LOB: 0	BB: 0	P: 5	LOB: 0	BB: 0	P: 5	LOB: 0	BB: 0	P: 5		

PITCHER	IP	WLS	BF	H	R	ER	SO	BB	IBB	HBP	BLK	WP	HR	S	P	ERA	WHIP
Jim Bibby, R ERA: 2.5 (1, 1)	5.0	W	20	4	2	2	4	1	0	0	0	0	2	27	31	3.60	1.000
Victor Cruz, R ERA: 2.78 (6, 1)	1.1		7	3	1	1	1	1	0	0	0	0	0	8	12	6.75	3.000
Rod Scurry, L ERA: 3.72 (7, 1)	2.2	S	10	3	0	0	2	0	0	0	0	1	0	14	14	0.00	1.125

Batter 1 2 3 4 5 6 7 8 9 AB R H RBI BB SO LOB TOP

Mookie Wilson, S (1, 8) OBP: 0.332, SLG: 0.389

Bob Bailor, R (1, 9) OBP: 0.345, SLG: 0.338  
Rusty Staub, L (9, PH) OBP: 0.391, SLG: 0.398  
Brian Giles, R (9, PR)

Hubie Brooks, R (1, 5) OBP: 0.351, SLG: 0.414

Dave Kingman, R (1, 3) OBP: 0.312, SLG: 0.437

Lee Mazzilli, S (1, 7) OBP: 0.326, SLG: 0.369

John Stearns, R (1, 2) OBP: 0.332, SLG: 0.336

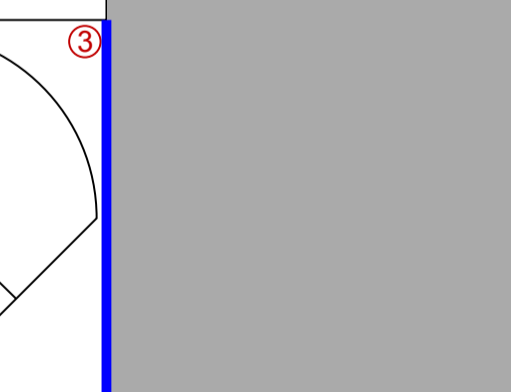
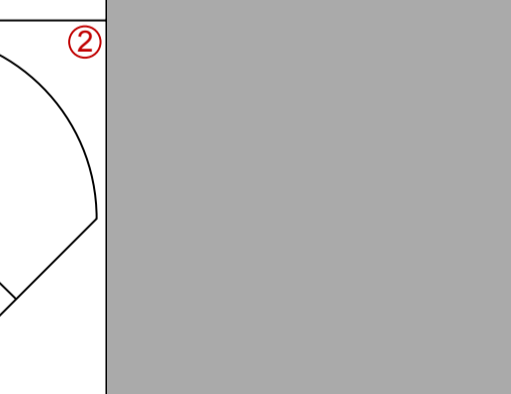
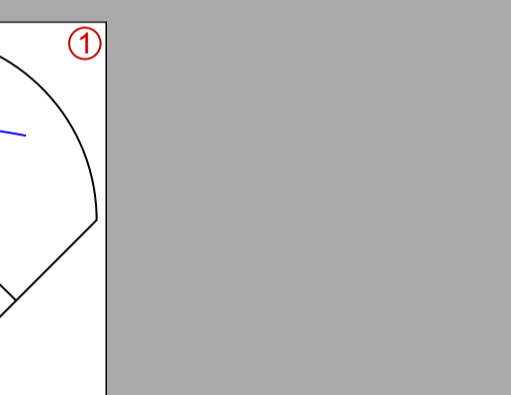

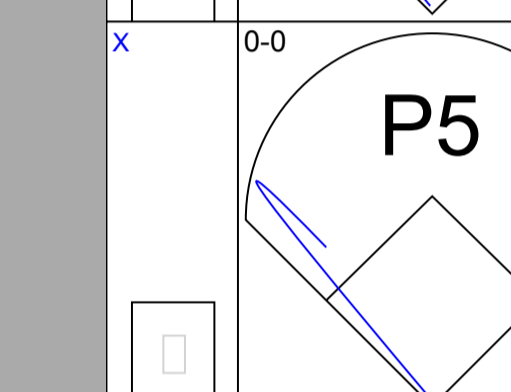
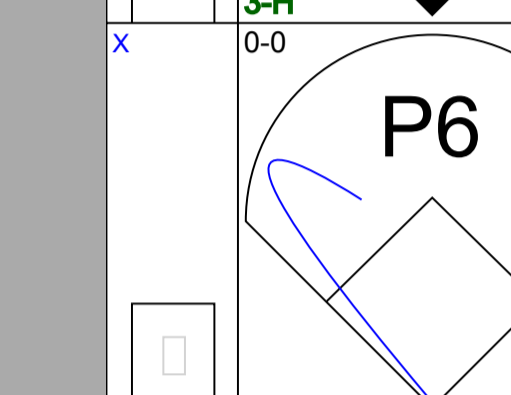
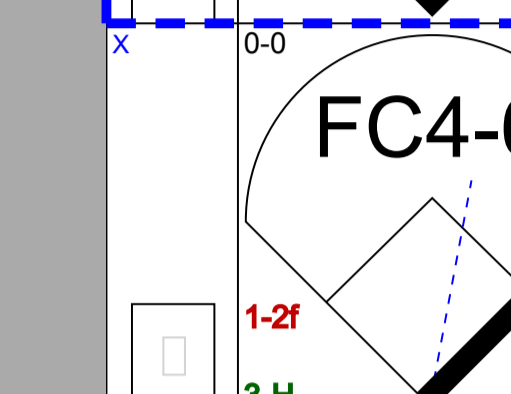
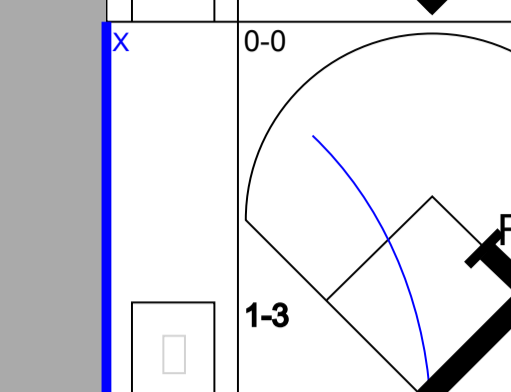
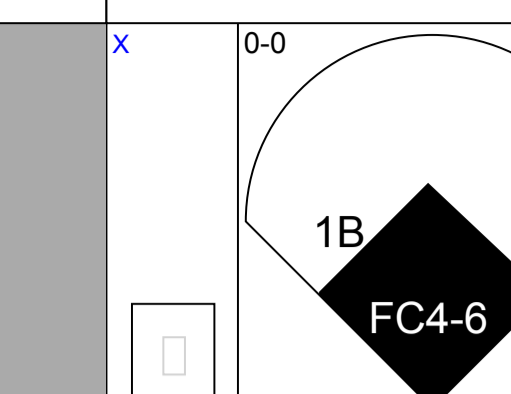
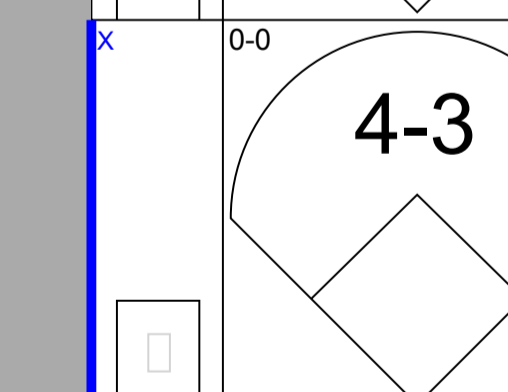
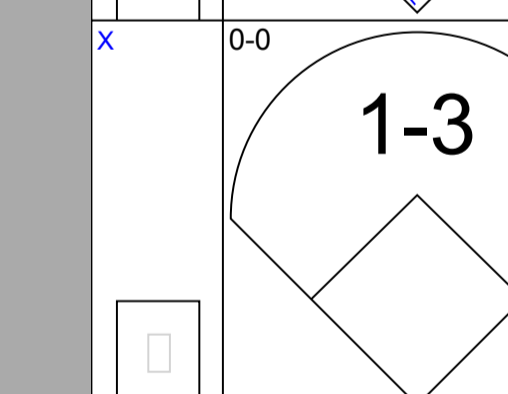
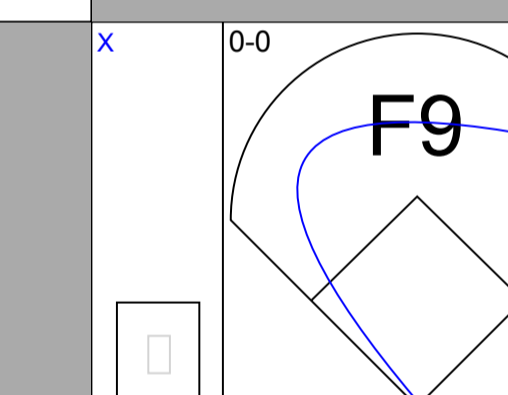
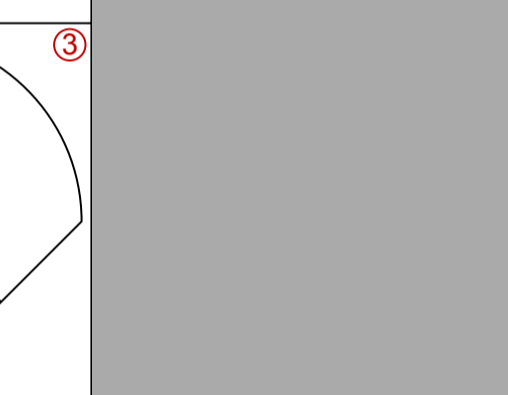
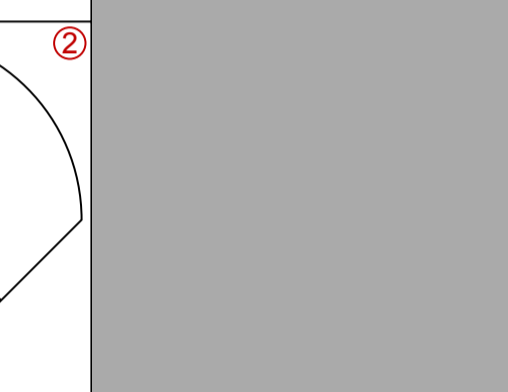
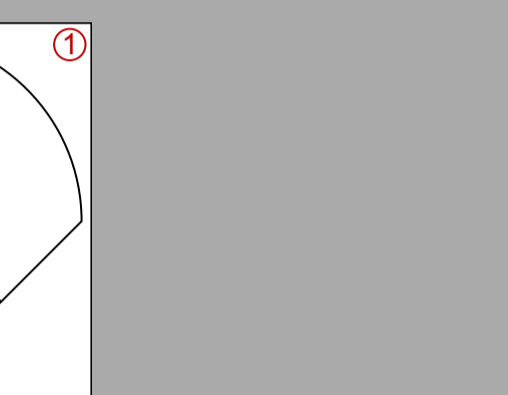



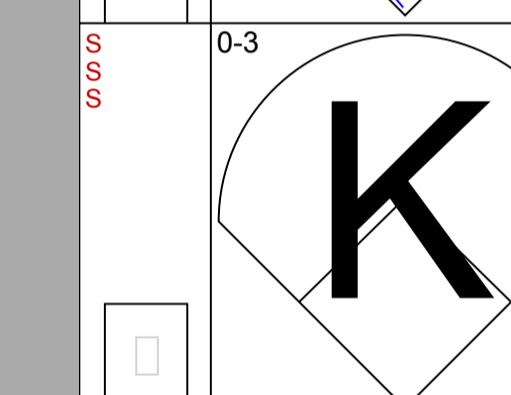
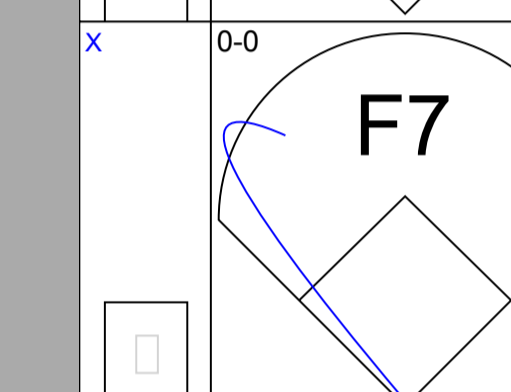
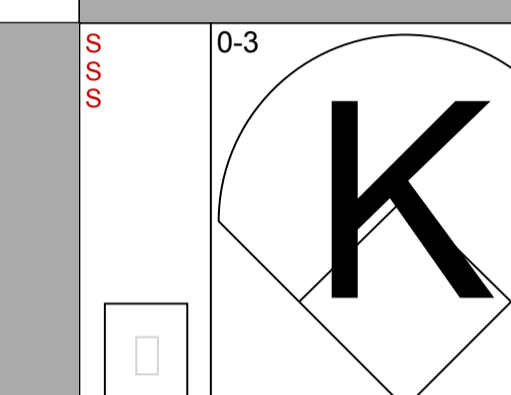






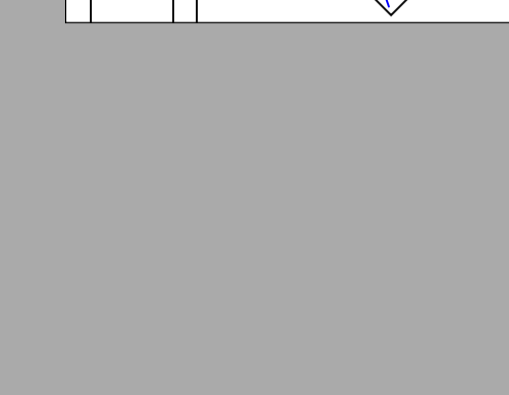
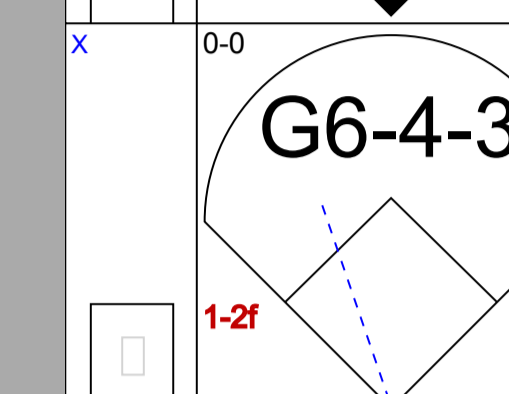
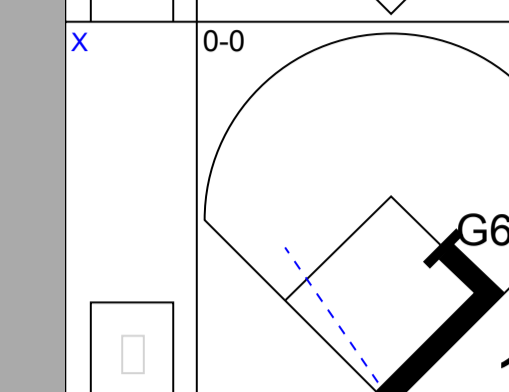
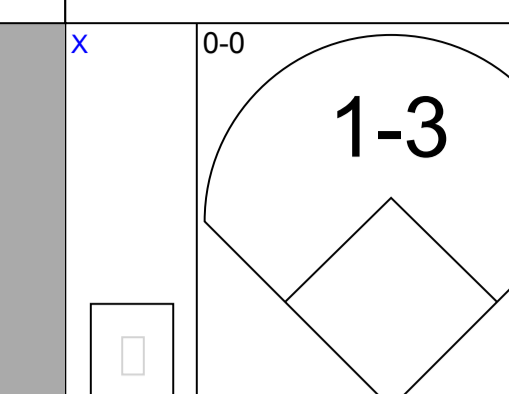
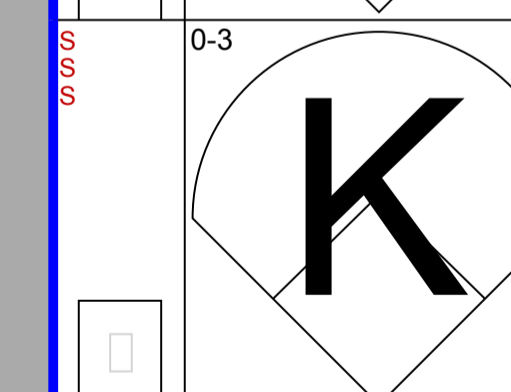
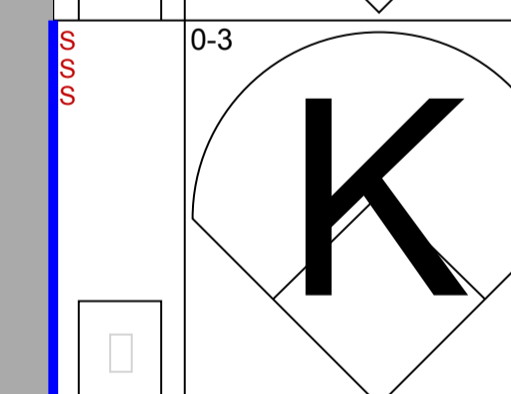
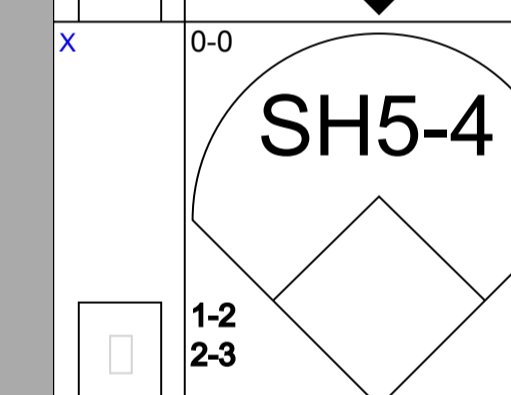
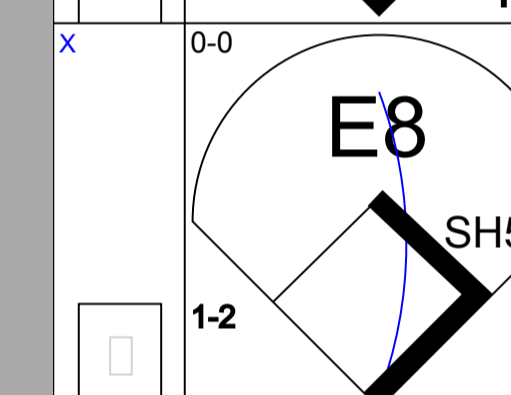
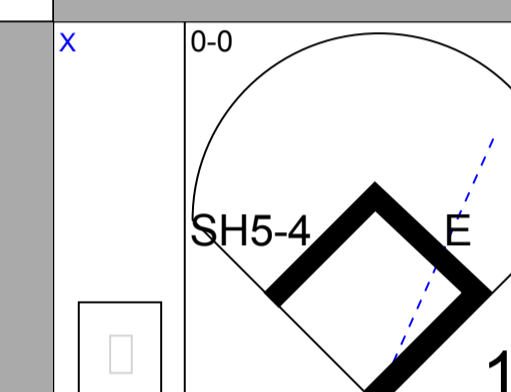

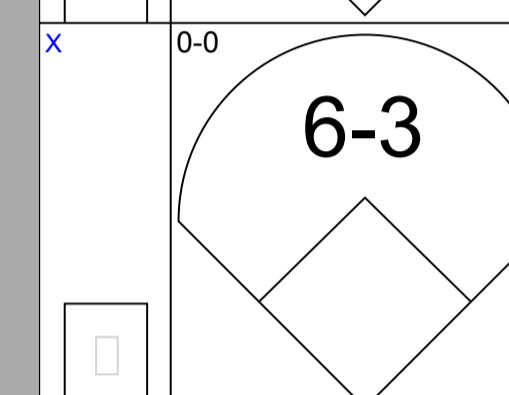
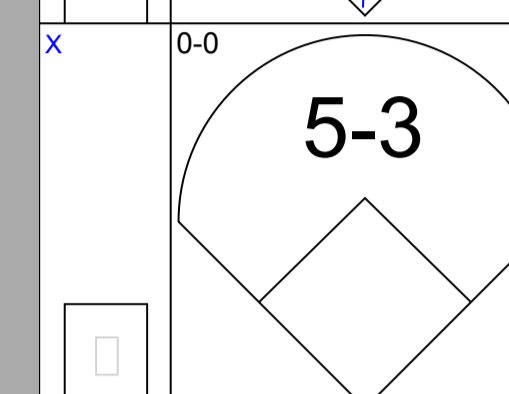
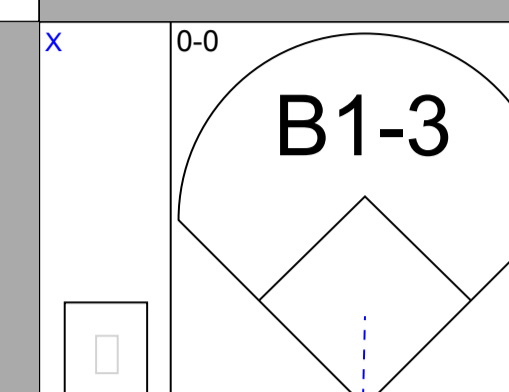
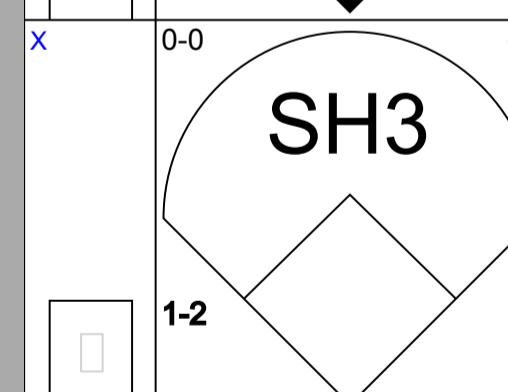
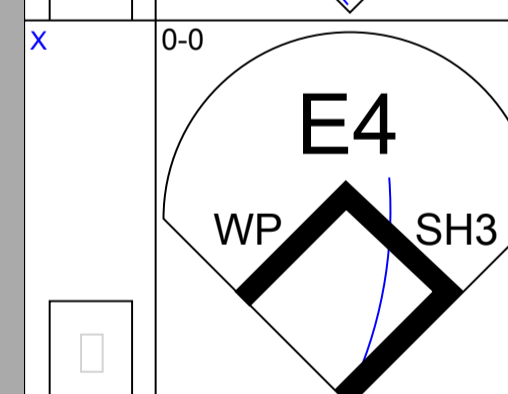
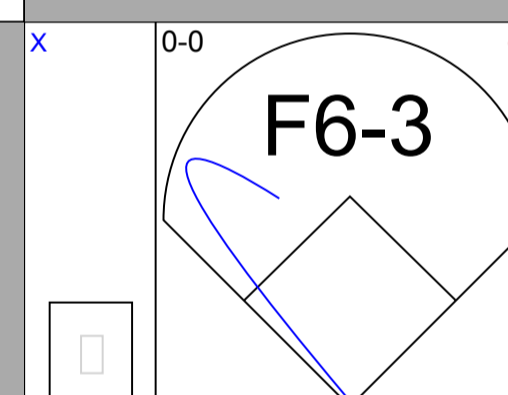

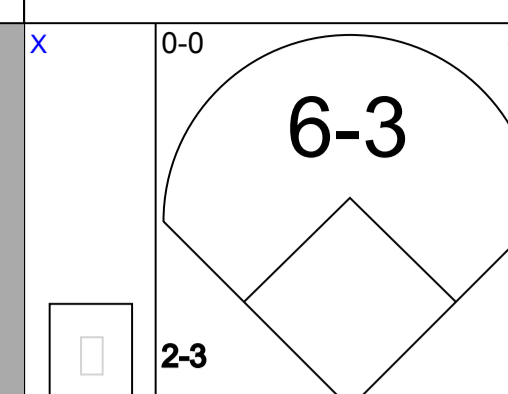

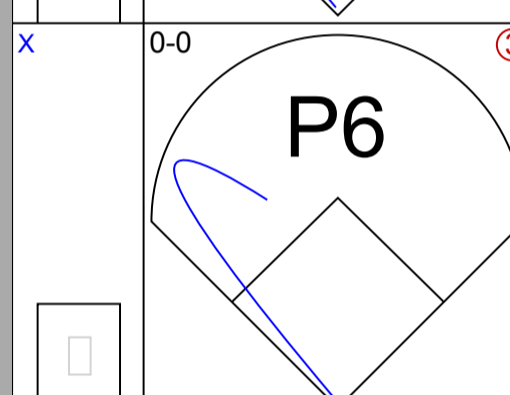
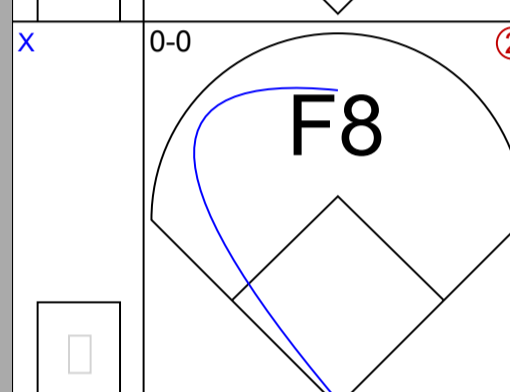
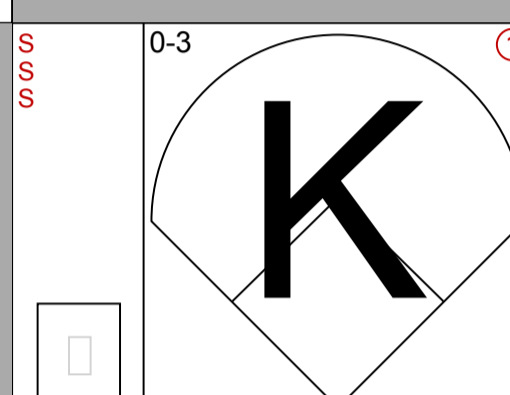

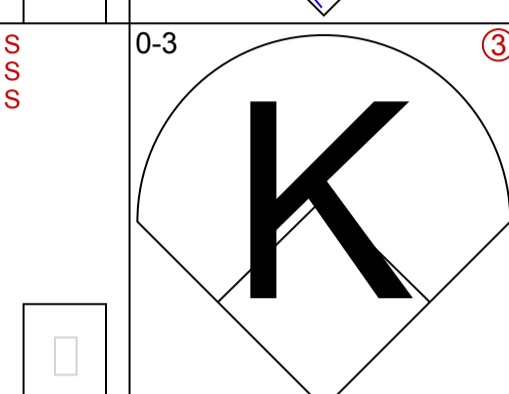
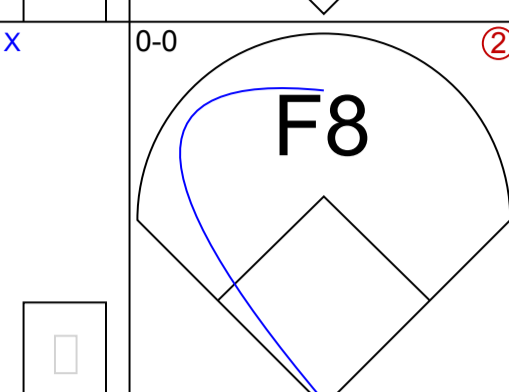
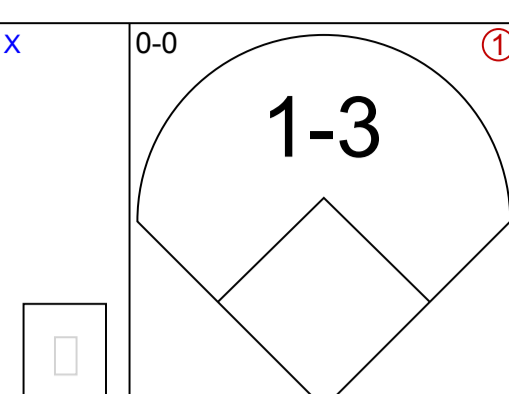
Doug Flynn, R (1, 4) OBP: 0.243, SLG: 0.293

Ron Gardenhire, R (1, 6) OBP: 0.281, SLG: 0.258  
Mike Jorgensen, L (5, PH) OBP: 0.275, SLG: 0.368  
Frank Taveras, R (5, 6) OBP: 0.263, SLG: 0.289

Ed Lynch, R (1, 1) OBP: 0.261, SLG: 0.200  
Mike Cubbage, L (5, PH) OBP: 0.314, SLG: 0.328  
Dan Bortano, R (5, 1)  
Ray Searage, L (6, 1) OBP: 1.000, SLG: 1.000  
Ron Hodges, L (8, PH) OBP: 0.348, SLG: 0.385  
Terry Lesch, R (8, 1)

Inning Stats R: 0 H: 0 E: 0 K: 1 S: 5 H: 0 LOB: 0 BB: 0 P: 5 R: 0 H: 0 E: 0 K: 1 S: 5 H: 0 LOB: 1 BB: 0 P: 4 R: 0 H: 0 E: 1 K: 0 S: 3 H: 1 LOB: 0 BB: 0 P: 3 R: 0 H: 1 E: 0 K: 2 S: 3 H: 1 LOB: 2 BB: 0 P: 3 R: 0 H: 0 E: 0 K: 2 S: 7 H: 0 LOB: 0 BB: 0 P: 7 R: 0 H: 0 E: 0 K: 0 S: 3 H: 2 LOB: 1 BB: 0 P: 5 R: 1 H: 2 E: 0 K: 0 S: 5 H: 2 LOB: 1 BB: 0 P: 5

PITCHER IP WLS BF H R ER SO BB IBB HBP BLK WP HR S P ERA WHIP  
Mike Krukow, R (1, 1) 8.0 W 29 4 1 1 6 0 0 0 0 1 0 41 41 1.12 0.500  
Dick Tidrow, R (9, 1) 1.0 S 3 0 0 0 0 0 0 0 0 0 0 3 3 0.00 0.000



4 1 1 0 0 0 1

3 0 1 0 0 0 0  
1 0 1 0 0 0 0  
0 0 0 0 0 0 0

4 0 0 1 0 1 2

4 0 0 0 0 2 1

4 0 1 0 0 0 1

3 0 0 0 0 1 1

2 0 0 0 0 0 0

1 0 0 0 0 0 0  
1 0 0 0 0 1 2  
1 0 0 0 0 0 0

0 0 0 0 0 0 0  
1 0 0 0 0 1 2  
0 0 0 0 0 0 0  
0 0 0 0 0 0 0  
1 0 0 0 0 0 0  
0 0 0 0 0 0 0

1B: 4 SF: 0  
2B: 0 SAC: 2  
3B: 0 DP: 1  
HR: 0 HBP: 0

WP: 1 PA: 32  
PB: 0  
SB: 0  
CS: 0

WP: 1 PA: 32  
PB: 0  
SB: 0  
CS: 0

WP: 1 PA: 32  
PB: 0  
SB: 0  
CS: 0

WP: 1 PA: 32  
PB: 0  
SB: 0  
CS: 0

WP: 1 PA: 32  
PB: 0  
SB: 0  
CS: 0

WP: 1 PA: 32  
PB: 0  
SB: 0  
CS: 0

WP: 1 PA: 32  
PB: 0  
SB: 0  
CS: 0

WP: 1 PA: 32  
PB: 0  
SB: 0  
CS: 0

WP: 1 PA: 32  
PB: 0  
SB: 0  
CS: 0

WP: 1 PA: 32  
PB: 0  
SB: 0  
CS: 0

WP: 1 PA: 32  
PB: 0  
SB: 0  
CS: 0

TOP

AB R H RBI BB SO LOB

AB 30  
R 1  
H 4  
RBI 1  
BB 0  
SO 6  
LOB 10

livebaseballscorecards.com

Met logo

New York Mets @ Chicago Cubs  
Wrigley Field, Chicago, IL

Wed Sep 23 1981, 3:33 AM CDT  
Att. 2,754 - Sunny - 56 F

Batter	1	2	3	4	5	6	7	8	9
<b>Bobby Bonds, R</b> OBP: 0.325, SLG: 0.400 (1, 8)	0-0 5-3		0-0 CS 1B			4-0 F4-6-3 BB		0-0 P9	
<b>Ivan De Jesus, R</b> OBP: 0.268, SLG: 0.220 (1, 6)	0-0 6-3		0-0 CS 1-2	0-0 E 3B		0-3 K			
<b>Bill Buckner, L</b> OBP: 0.340, SLG: 0.456 (1, 3)	4-0 BB			0-0 FC1 5-3 1B		0-0 F4-6-3 1-2			
<b>Leon Durham, L</b> OBP: 0.353, SLG: 0.476 (1, 9)	0-0 F4-3			0-0 5-3 1-2			0-0 F4-3		
<b>Steve Henderson, R</b> OBP: 0.353, SLG: 0.362 (1, 7)		0-0 1-3		0-0 F8-4 S 1B			0-0 1-3 1B		
<b>Jerry Morales, R</b> OBP: 0.342, SLG: 0.340 (8, 7)									
<b>Tim Blackwell, S</b> OBP: 0.325, SLG: 0.333 (1, 2)		0-3 K		0-0 F8-4 1-3			0-0 1-3		
<b>Tye Waller, R</b> OBP: 0.269, SLG: 0.458 (1, 5)		0-3 K				0-0 F8		0-0 L1	
<b>Mike Tyson, R</b> OBP: 0.253, SLG: 0.280 (1, 4)			0-0 P3			0-0 6-3		0-0 F4-3	
<b>Mike Krukow, R</b> OBP: 0.163, SLG: 0.186 (1, 1)			0-0 F7			0-0 F9		0-0 F4-3	
<b>Dick Tidrow, R</b> (9, 1)									

Inning Stats	R: 0	H: 0	E: 0	K: 3	S: 3	LOB: 1	BB: 1	P: 7	R: 0	H: 0	E: 0	K: 2	S: 7	LOB: 0	BB: 0	P: 7	R: 0	H: 1	E: 0	K: 0	S: 3	LOB: 0	BB: 0	P: 3	R: 2	H: 2	E: 1	K: 0	S: 5	LOB: 0	BB: 0	P: 5	R: 0	H: 0	E: 0	K: 3	S: 3	LOB: 0	BB: 0	P: 3	R: 0	H: 0	E: 0	K: 1	S: 4	LOB: 0	BB: 1	P: 8	R: 0	H: 1	E: 0	K: 0	S: 4	LOB: 1	BB: 0	P: 4	R: 0	H: 0	E: 0	K: 0	S: 3	LOB: 0	BB: 0	P: 3
--------------	------	------	------	------	------	--------	-------	------	------	------	------	------	------	--------	-------	------	------	------	------	------	------	--------	-------	------	------	------	------	------	------	--------	-------	------	------	------	------	------	------	--------	-------	------	------	------	------	------	------	--------	-------	------	------	------	------	------	------	--------	-------	------	------	------	------	------	------	--------	-------	------

AB	R	H	RBI	BB	SO	LOB
3	0	1	0	1	0	0
3	1	1	0	0	1	1
2	1	0	0	1	0	1
3	0	0	0	0	0	2
3	0	2	1	0	0	0
0	0	0	0	0	0	0
3	0	0	0	0	1	2
3	0	0	0	0	1	1
3	0	0	0	0	0	0
3	0	0	0	0	0	0
0	0	0	0	0	0	0

**BOTTOM**

**New York Mets @ Chicago Cubs**  
Wrigley Field, Chicago, IL  
Wed Sep 23 1981, 3:33 AM CDT  
Att. 2,754 - Sunny - 56 F

livebaseballscorecards.com

<b>AB</b>	<b>26</b>
<b>R</b>	<b>2</b>
<b>H</b>	<b>4</b>
<b>RBI</b>	<b>1</b>
<b>BB</b>	<b>2</b>
<b>SO</b>	<b>3</b>
<b>LOB</b>	<b>7</b>



WP: 0	PA: 29
PB: 0	
SB: 1	
CS: 1	

PITCHER	IP	WLS	BF	H	R	ER	SO	BB	IBB	HBP	BLK	WP	HR	S	P	ERA	WHIP
<b>Ed Lynch, R</b> ERA: 2.47 (1, 1)	4.0	L	15	3	2	1	2	1	0	0	0	0	0	18	22	2.25	1.000
<b>Dan Boitano, R</b> ERA: 4.5 (5, 1)	1.1		5	0	0	0	1	1	0	0	0	0	0	6	10	0.00	0.750
<b>Ray Searage, L</b> ERA: 3.15 (6, 1)	1.2		5	1	0	0	0	0	0	0	0	0	0	5	5	0.00	0.600
<b>Terry Leach, R</b> ERA: 1.48 (8, 1)	1.0		3	0	0	0	0	0	0	0	0	0	0	3	3	0.00	0.000

**New York Mets @ Chicago Cubs**  
 Wrigley Field, Chicago, IL  
 Thu Sep 24 1981, 3:33 AM CDT  
 Att. 2,555 - Sunny - 63 F

livebaseballscorecards.com

<b>AB</b>	<b>42</b>
<b>R</b>	<b>9</b>
<b>H</b>	<b>13</b>
<b>RBI</b>	<b>8</b>
<b>BB</b>	<b>2</b>
<b>SO</b>	<b>6</b>
<b>LOB</b>	<b>20</b>



WP: 0	PA: 46
PB: 0	
SB: 2	
CS: 0	

AB R H RBI BB SO LOB

4	1	1	0	1	1	1
1	0	0	0	0	1	0
4	2	1	1	0	0	3
3	1	1	0	0	0	1
1	1	1	0	0	0	0
5	1	3	1	0	1	3
4	1	0	1	1	0	4
5	2	3	5	0	1	3
5	0	1	0	0	0	1
4	0	2	0	0	0	1
1	0	0	0	0	0	0
1	0	0	0	0	0	0
0	0	0	0	0	0	0
1	0	0	0	0	1	1
1	0	0	0	0	1	1
1	0	0	0	0	0	0

Batter	1	2	3	4	5	6	7	8	9							
Mookie Wilson, S (1, 8) OBP: 0.333, SLG: 0.387 Mike Howard, S (8, 7) OBP: 0.240, SLG: 0.190	0-3 K		0-0 E S SF9 1B		0-0 E6 2B	0-0 4-3	4-0 FC5-4 IBB		0-3 K							
Frank Taveras, R (1, 6) OBP: 0.262, SLG: 0.293	0-0 1-3 1B 2B		0-0 SF9 1-H		0-0 P2		E4 1B HBP E									
Hubie Brooks, R (1, 5) OBP: 0.353, SLG: 0.416 Bob Bailor, R (7, 5) OBP: 0.352, SLG: 0.346	0-0 1-3 2-3		0-0 F9		0-0 FC5 1-3 2B		H 1-0 1-2 E HBP	0-0 2B 1B								
Dave Kingman, R (1, 3) OBP: 0.316, SLG: 0.443	0-0 3-H 1B		0-0 2B		0-0 L4		S S 1-2 2-3 E HR 1B	0-3 K								
Lee Mazzilli, S (1, 7) OBP: 0.325, SLG: 0.364 (8, 8)	0-0 F8		0-0 G3		4-0 BB		X 0-0 E3 HR 1-3 2-H 3-H	0-0 F7								
Ellis Valentine, R (1, 9) OBP: 0.247, SLG: 0.389		0-3 K		0-0 HR	0-0 FC5 2-3f		X 0-0 1-H 3-H HR	0-0 2B 1-H								
John Stearns, R (1, 2) OBP: 0.330, SLG: 0.333		0-0 5-3		0-0 4-3		0-0 B3	X 0-0 S 1B	0-0 F7								
Doug Flynn, R (1, 4) OBP: 0.247, SLG: 0.299 Mike Jorgensen, L (9, PH) OBP: 0.273, SLG: 0.364		0-0 FC6-4 1B		0-0 F6-3		0-0 2B	X 0-0 F3	X 0-0 4-3								
Pete Falcone, L (1, 1) OBP: 0.067, SLG: 0.067 Terry Leach, R (2, 1) Mike Cubbage, L (4, PH) OBP: 0.310, SLG: 0.323 Mike Marshall, R (4, 1) Ron Hodges, L (6, PH) OBP: 0.341, SLG: 0.375 Jesse Orosco, R (6, 1) Rusty Staub, L (9, PH) OBP: 0.389, SLG: 0.396		0-0 FC6-4 1-2f		0-0 3-1		0-3 K	0-3 K 1-2	X 0-0 P5								
<b>Inning Stats</b>	R: 1 E: 0 K: 1 S: 7 H: 2 LOB: 1 BB: 0 P: 7	R: 0 E: 0 K: 1 S: 6 H: 1 LOB: 1 BB: 0 P: 6	R: 1 E: 0 K: 0 S: 5 H: 2 LOB: 1 BB: 0 P: 5	R: 1 E: 0 K: 0 S: 4 H: 1 LOB: 0 BB: 0 P: 4	R: 0 E: 1 K: 0 S: 5 H: 1 LOB: 3 BB: 1 P: 9	R: 0 E: 0 K: 1 S: 6 H: 1 LOB: 1 BB: 0 P: 6	R: 5 E: 2 K: 1 S: 10 H: 3 LOB: 2 BB: 1 P: 15	R: 1 E: 0 K: 1 S: 7 H: 2 LOB: 1 BB: 0 P: 7	R: 0 E: 0 K: 1 S: 5 H: 0 LOB: 0 BB: 0 P: 5	1B: 6 2B: 5 3B: 0 HR: 2 SF: 1 SAC: 0 DP: 0 HBP: 1						
<b>PITCHER</b>	IP WLS BF H R ER SO BB IBB HBP BLK WP HR S P ERA WHIP	IP WLS BF H R ER SO BB IBB HBP BLK WP HR S P ERA WHIP	IP WLS BF H R ER SO BB IBB HBP BLK WP HR S P ERA WHIP	IP WLS BF H R ER SO BB IBB HBP BLK WP HR S P ERA WHIP	IP WLS BF H R ER SO BB IBB HBP BLK WP HR S P ERA WHIP	IP WLS BF H R ER SO BB IBB HBP BLK WP HR S P ERA WHIP	IP WLS BF H R ER SO BB IBB HBP BLK WP HR S P ERA WHIP	IP WLS BF H R ER SO BB IBB HBP BLK WP HR S P ERA WHIP	IP WLS BF H R ER SO BB IBB HBP BLK WP HR S P ERA WHIP							
Mike Griffin, R (1, 1) ERA: 3.96	4.1															
Lee Smith, R (5, 1) ERA: 3.79	1.2															
Randy Martz, R (7, 1) ERA: 3.55	0.0															
Dick Tidrow, R (7, 1) ERA: 4.7	2.0	W	10	3	1	1	2	0	1	0	0	0	13	17	4.50	1.500
Rawly Eastwick, R (9, 1) ERA: 2.23	1.0	S	3	0	0	0	1	0	0	0	0	0	5	5	0.00	0.000

**BOTTOM**

**New York Mets @ Chicago Cubs**  
 Wrigley Field, Chicago, IL  
 Thu Sep 24 1981, 3:33 AM CDT  
 Att. 2,555 - Sunny - 63 F

livebaseballscorecards.com

**AB 32**  
**R 10**  
**H 10**  
**RBI 9**  
**BB 6**  
**SO 4**  
**LOB 13**



WP: 2 PA: 38  
 PB: 0  
 SB: 1  
 CS: 1

AB R H RBI BB SO LOB

3	2	1	1	2	1	2
5	0	1	0	0	1	4
4	1	1	0	0	0	1
3	2	1	2	1	0	0
3	2	1	0	1	0	1
0	0	0	0	0	0	0
2	2	1	2	2	0	0
4	1	1	3	0	0	2
3	0	2	1	0	0	0
1	0	0	0	0	0	0
2	0	1	0	0	0	2
1	0	0	0	0	1	1
0	0	0	0	0	0	0
0	0	0	0	0	0	0
1	0	0	0	0	1	0
0	0	0	0	0	0	0

1B: 5 SF: 0  
 2B: 1 SAC: 0  
 3B: 0 DP: 1  
 HR: 4 HBP: 0

Batter	1	2	3	4	5	6	7	8	9
<b>Bobby Bonds, R</b> OBP: 0.333, SLG: 0.420 (1, 8)	4-0 S E BB	4-0 1-2 2-3 IBB		0-0 1-2 F5-4-3		0-3 K		0-0 HR	
<b>Ivan De Jesus, R</b> OBP: 0.267, SLG: 0.220 (1, 6)	0-0 E3 CS 1B	0-0 F4		0-3 K		0-0 F9		0-0 P9	
<b>Bill Buckner, L</b> OBP: 0.339, SLG: 0.456 (1, 3)	0-0 F4 1-2		0-0 G3		0-0 WP HR 2B		0-0 L9		
<b>Leon Durham, L</b> OBP: 0.354, SLG: 0.485 (1, 9)	0-0 G3		0-0 F4-3		0-0 HR		4-0 HR BB		
<b>Steve Henderson, R</b> OBP: 0.355, SLG: 0.362 (1, 7)		0-0 F9 BB 1B	4-0 HR BB		0-0 P3		0-0 L6		
<b>Jerry Morales, R</b> OBP: 0.342, SLG: 0.340 (8, 7)									
<b>Jody Davis, R</b> OBP: 0.356, SLG: 0.394 (1, 2)		4-0 WP 1B 1-2 BB	4-0 HR BB 1-2		0-0 F9		0-0 HR 1-H		
<b>Tye Waller, R</b> OBP: 0.267, SLG: 0.536 (1, 5)		0-0 F9 2-3	0-0 HR 1-H 2-H		0-0 F9		0-0 F4		
<b>Mike Tyson, R</b> OBP: 0.266, SLG: 0.294 (1, 4)		0-0 WP 1B 1-2 3-H	0-0 6-3		0-0 1B		0-0 F4-3		
<b>Pat Tabler, R</b> OBP: 0.272, SLG: 0.220 (8, 4)						0-3 K		0-3 K	
<b>Mike Griffin, R</b> OBP: 0.187, SLG: 0.167 (1, 1)		0-0 B5		0-0 F5-4-3 1B					
<b>Lee Smith, R</b> (5, 1)									
<b>Randy Martz, L</b> OBP: 0.300, SLG: 0.222 (7, 1)									
<b>Dick Tidrow, R</b> (7, 1)									
<b>Hector Cruz, R</b> OBP: 0.333, SLG: 0.472 (8, PH)									
<b>Rawly Eastwick, R</b> (9, 1)									

Inning Stats	R: 1	H: 1	E: 1	K: 0	S: 3	R: 2	H: 2	E: 0	K: 0	S: 5	R: 3	H: 1	E: 0	K: 0	S: 4	R: 0	H: 1	E: 0	K: 1	S: 5	R: 2	H: 2	E: 0	K: 0	S: 5	R: 0	H: 1	E: 0	K: 2	S: 8	R: 2	H: 1	E: 0	K: 0	S: 4	R: 1	H: 1	E: 0	K: 1	S: 6
	LOB: 0	BB: 1	P: 7	LOB: 3	BB: 2	P: 13	LOB: 0	BB: 2	P: 12	LOB: 0	BB: 0	P: 5	LOB: 1	BB: 0	P: 8	LOB: 0	BB: 1	P: 8	LOB: 0	BB: 0	P: 6	LOB: 0	BB: 0	P: 6	LOB: 0	BB: 0	P: 6	LOB: 0	BB: 0	P: 6	LOB: 0	BB: 0	P: 6							

PITCHER	IP	WLS	BF	H	R	ER	SO	BB	IBB	HBP	BLK	WP	HR	S	P	ERA	WHIP
<b>Pete Falcone, L</b> ERA: 3.04 (1, 1)	1.2		10	3	2	1	0	2	1	0	0	1	0	7	19	5.40	3.000
<b>Terry Leach, R</b> ERA: 2.27 (2, 1)	1.1		7	1	3	3	0	2	0	0	0	0	1	5	13	20.25	2.250
<b>Mike Marshall, R</b> ERA: 3.04 (4, 1)	2.0		8	3	2	2	1	0	0	0	0	1	1	10	10	9.00	1.500
<b>Jesse Orosco, L</b> ERA: 1.8 (6, 1)	3.0	L	13	3	3	3	3	1	0	0	0	0	2	18	22	9.00	1.333

Batter	1	2	3	4	5	6	7	8	9	AB R H RBI BB SO LOB
--------	---	---	---	---	---	---	---	---	---	----------------------

<b>Mookie Wilson, S</b> <small>(1, 8) X</small> <small>OBP: 0.330, SLG: 0.389</small>	0-0  <b>1B</b> <b>3B</b>		0-0  <b>6-3</b>	0-0  <b>F8</b>		0-0  <b>F9</b>		0-3  <b>K</b>	5 1 1 0 0 1 3
<b>John Stearns, R</b> <small>(1, 2) X</small> <small>OBP: 0.332, SLG: 0.337</small>	0-0  <b>CS</b> <b>5-3</b> <b>1B</b>		0-0  <b>4-3</b>		4-0  <b>1B</b> <b>SF8</b> <b>BB</b>	0-0  <b>F7</b>		0-0  <b>FC4-6</b> <b>1B</b>	4 1 2 1 1 0 0
<b>Ellis Valentine, R</b> <small>(1, 9) X</small> <small>OBP: 0.241, SLG: 0.376</small>	0-0  <b>5-3</b> <b>1-2</b>		0-0  <b>6-3</b>		0-0  <b>1B</b> <b>1B</b>		0-3  <b>K</b>	0-0  <b>FC4-6</b> <b>2B</b>	5 1 1 0 0 1 2
<b>Dave Kingman, R</b> <small>(1, 3) B B B</small> <small>OBP: 0.322, SLG: 0.457</small>	4-0  <b>BB</b>			0-3  <b>K</b>	0-0  <b>SF8</b>		0-3  <b>K</b>	0-0  <b>1-3</b> <b>2B</b>	3 0 1 1 1 2 0
<b>Lee Mazzilli, S</b> <small>(1, 7) S S S</small> <small>OBP: 0.323, SLG: 0.354</small>	0-3  <b>K</b>			0-0  <b>FC4-6</b> <b>1B</b>	0-0  <b>F8</b>		0-3  <b>K</b>	0-0  <b>F8</b>	5 0 1 0 0 2 5
<b>Mike Cubbage, L</b> <small>(1, 5) S S S</small> <small>OBP: 0.291, SLG: 0.289</small>		0-3  <b>K</b>		0-0  <b>FC4-6</b> <b>1B</b>	0-0  <b>1B</b> <b>1B</b>		0-3  <b>K</b>		4 1 1 0 0 2 1
<b>Doug Flynn, R</b> <small>(1, 4) S S S</small> <small>OBP: 0.250, SLG: 0.300</small>		0-0  <b>F6-3</b>		0-0  <b>F6</b> <b>1B</b>	0-0  <b>1-3</b> <b>2-H</b> <b>1B</b>		0-0  <b>F9</b>		4 0 1 1 0 0 1
<b>Ron Gardenhire, R</b> <small>(1, 6) S S S</small> <small>OBP: 0.341, SLG: 0.316</small>		0-0  <b>S</b> <b>1B</b>		0-0  <b>BB</b> <b>1B</b>	0-3  <b>K</b>		0-0  <b>2B</b>		4 0 3 1 0 1 2
<b>Ed Lynch, R</b> <small>Terry Letcher, R</small> <small>Mike Jorgensen, L</small> <small>Dan Bortano, R</small> <small>Ray Seavigne, L</small> <small>Green Glass, R</small> <small>Randy Jones, R</small> <small>Mike Marshall, R</small> <small>Rusty Staub, L</small> <small>Greg Harris, S</small>		0-3  <b>K</b>		4-0  <b>BB</b>		0-0  <b>P4</b>		0-0  <b>F8</b>	1 0 0 0 0 0 1 1 0 0 0 0 0 0 0 0 0 0 0 0 0 0 1 0 1 0 1 0 0 0 0 0 0 0 0 1 0 0 0 0 0 0 0 0 0 0

**New York Mets @ Philadelphia Phillies**  
 Veterans Stadium, Philadelphia, PA  
 Mon Sep 28 1981, 7:05 PM EDT  
 Att: 20,403 - Unknown

AB	37
R	4
H	11
RBI	4
BB	3
SO	10
LOB	16



Inning Stats	R: 1	H: 2	R: 0	H: 1	R: 0	H: 0	R: 1	H: 2	R: 2	H: 3	R: 0	H: 0	R: 0	H: 1	R: 0	H: 2	1B: 8	SF: 1	WP: 0	PA: 41
	E: 0	LOB: 2	E: 0	LOB: 1	E: 0	LOB: 0	E: 1	LOB: 3	E: 0	LOB: 2	E: 0	LOB: 0	E: 0	LOB: 1	E: 0	LOB: 2	2B: 3	SAC: 0	PB: 0	
	K: 1	BB: 1	K: 2	BB: 0	K: 0	BB: 0	K: 1	BB: 1	K: 1	BB: 1	K: 3	BB: 0	K: 1	BB: 0	K: 1	BB: 0	3B: 1	DP: 1	SB: 1	
	S: 6	P: 10	S: 8	P: 8	S: 3	P: 3	S: 8	P: 12	S: 8	P: 12	S: 9	P: 9	S: 6	P: 6	S: 7	P: 7	HR: 0	HBP: 0	CS: 1	

PITCHER	IP	WLS	BF	H	R	ER	SO	BB	IBB	HBP	BLK	WP	HR	S	P	ERA	WHIP
<b>Dickie Noles, R</b> <small>(1, 1) ERA: 4.05</small>	4.2		25	8	4	3	4	3	0	0	0	0	0	30	42	5.79	2.357
<b>Warren Brusstar, R</b> <small>(5, 1) ERA: 4.66</small>	0.1		1	0	0	0	1	0	0	0	0	0	0	3	3	0.00	0.000
<b>Larry Christenson, R</b> <small>(6, 1) ERA: 3.56</small>	4.0	W	15	3	0	0	5	0	0	0	0	0	0	25	25	0.00	0.750

PITCHER	IP	WLS	BF	H	R	ER	SO	BB	IBB	HBP	BLK	WP	HR	S	P	ERA	WHIP
---------	----	-----	----	---	---	----	----	----	-----	-----	-----	----	----	---	---	-----	------

Batter	1	2	3	4	5	6	7	8	9
Lonnie Smith, R (1, 8) Larry Christenson, R (6, 1) OBP: 0.376, SLG: 0.447 OBP: 0.125, SLG: 0.100	0-0 L9		0-0 1B	0-0 1B HBP	0-0 1B E 1B		0-3 K		
Pete Rose, S (1, 3) George Vukovich, L (7, 7) OBP: 0.397, SLG: 0.398 OBP: 0.391, SLG: 0.500	4-0 FC6-4 BB		1-0 BB 1B E HBP	0-0 HBP HBP 1B F4-6-3	0-0 E9 1B		0-0 F8		
Gary Matthews, R (1, 7) Greg Gross, L (6, 8) OBP: 0.387, SLG: 0.451 OBP: 0.327, SLG: 0.319	0-3 K		0-0 BB 1B E	1-0 F4-6-3 HBP HBP		4-0 1B 2B BB	0-0 F7		
Mike Schmidt, R (1, 5) Bob Boone, R (7, 2) OBP: 0.428, SLG: 0.618 OBP: 0.283, SLG: 0.307	0-0 FC6-4		4-0 1B BB	1-0 F4-6-3 HBP		0-0 2B 1B		4-0 FC5-4 BB	
Bake McBride, L (1, 9) Dick Davis, R (6, PH) OBP: 0.311, SLG: 0.403 OBP: 0.406, SLG: 0.505		0-0 F4-3	0-0 E3 1B F1-4	0-0 F4-6-3		0-0 1B 2B		0-0 F9	
Keith Moreland, R (1, 2) Ramon Aviles, R (7, 5) OBP: 0.322, SLG: 0.409 OBP: 0.286, SLG: 0.269		4-0 5-3 1B BB	0-0 F1-4 1B	0-0 F4-3		0-0 E 1B		0-3 K	
Larry Bowa, S (1, 6) Luis Aguayo, R (7, 4) OBP: 0.328, SLG: 0.337 OBP: 0.287, SLG: 0.313		0-0 5-3 1B	0-0 F1-4		0-0 1B 1B		0-0 F4		0-0 FC5-4
Manny Trillo, R (1, 4) Ryne Sandberg, R (7, 6) OBP: 0.341, SLG: 0.395 OBP: 0.250, SLG: 0.250		0-0 5-3	0-0 F4-6-3 BB		0-0 F8		0-0 F7		
Dickie Noles, R (1, 1) Warren Brusstar, R (5, 1) Ozzie Virgil, R (5, PH) Del Unser, L (6, 7) OBP: 0.118, SLG: 0.118 OBP: 0.303, SLG: 0.222		0-0 F4	0-0 F4-6-3		0-0 F2		0-0 F4-3		

AB	R	H	RBI	BB	SO	LOB
4	3	3	0	0	0	0
1	0	0	0	0	1	0
2	2	2	1	1	0	0
1	0	0	0	0	0	0
2	1	1	1	0	1	1
1	1	0	0	1	0	0
2	2	1	1	1	0	1
0	0	0	0	1	0	0
3	1	0	1	0	0	3
2	1	1	1	0	0	1
3	0	2	3	1	0	1
1	0	0	0	0	1	1
4	1	2	1	0	0	2
1	0	0	0	0	0	1
3	0	0	0	1	0	4
0	0	0	0	0	0	0
2	0	0	0	0	0	4
0	0	0	0	0	0	0
1	0	0	0	0	0	1
1	0	0	0	0	0	1

AB	R	H	RBI	BB	SO	LOB
34	12	12	9	6	3	21

Inning Stats		R: 0	H: 0	E: 0	K: 1	S: 5	L: 0	LOB: 1	BB: 1	P: 9
R: 0	H: 1	E: 0	K: 0	S: 4	L: 0	LOB: 2	BB: 1	P: 8		
R: 5	H: 3	E: 1	K: 0	S: 6	L: 0	LOB: 1	BB: 2	P: 15		
R: 2	H: 2	E: 0	K: 0	S: 4	L: 0	LOB: 1	BB: 0	P: 6		
R: 2	H: 3	E: 1	K: 0	S: 5	L: 0	LOB: 1	BB: 0	P: 5		
R: 3	H: 3	E: 1	K: 0	S: 6	L: 0	LOB: 1	BB: 1	P: 10		
R: 0	H: 0	E: 0	K: 1	S: 5	L: 0	LOB: 0	BB: 0	P: 5		
R: 0	H: 0	E: 0	K: 1	S: 5	L: 0	LOB: 1	BB: 1	P: 9		
1B: 10	2B: 1	3B: 1	HR: 0	SF: 0	SAC: 0	DP: 2	HBP: 3			
WP: 0	PB: 0	SB: 0	CS: 0	PA: 43						

**BOTTOM**

**New York Mets @ Philadelphia Phillies**  
**Veterans Stadium, Philadelphia, PA**  
 Mon Sep 28 1981, 7:05 PM EDT  
 Att. 20,403 - Unknown

livebaseballscorecards.com

**AB 34**  
**R 12**  
**H 12**  
**RBI 9**  
**BB 6**  
**SO 3**  
**LOB 21**



PITCHER																	
Ed Lynch, R (1, 1) ERA: 2.87	IP: 2.1	WLS: 1	BF: 16	H: 4	R: 5	ER: 4	SO: 1	BB: 3	IBB: 0	HBP: 1	BLK: 0	WP: 0	HR: 0	S: 14	P: 27	ERA: 15.43	WHIP: 3.000
Terry Leach, R (3, 1) ERA: 2.67	IP: 0.2	WLS: 0	BF: 2	H: 0	R: 0	ER: 0	SO: 0	BB: 1	IBB: 0	HBP: 0	BLK: 0	WP: 0	HR: 0	S: 1	P: 5	ERA: 0.00	WHIP: 1.500
Dan Boitano, R (4, 1) ERA: 5.51	IP: 0.0	WLS: 0	BF: 4	H: 2	R: 2	ER: 2	SO: 0	BB: 0	IBB: 0	HBP: 2	BLK: 0	WP: 0	HR: 0	S: 2	P: 4	ERA: ∞	WHIP: ∞
Ray Seavage, L (4, 1) ERA: 3.68	IP: 2.0	WLS: 0	BF: 7	H: 3	R: 2	ER: 1	SO: 0	BB: 0	IBB: 0	HBP: 0	BLK: 0	WP: 0	HR: 0	S: 7	P: 7	ERA: 4.50	WHIP: 1.500
Randy Jones, L (6, 1) ERA: 4.85	IP: 0.0	WLS: 0	BF: 4	H: 3	R: 3	ER: 3	SO: 0	BB: 1	IBB: 0	HBP: 0	BLK: 0	WP: 0	HR: 0	S: 3	P: 7	ERA: ∞	WHIP: ∞
PITCHER																	
Mike Marshall, R (6, 1) ERA: 2.73	IP: 2.0	WLS: 0	BF: 6	H: 0	R: 0	ER: 0	SO: 1	BB: 0	IBB: 0	HBP: 0	BLK: 0	WP: 0	HR: 0	S: 8	P: 8	ERA: 0.00	WHIP: 0.000
Greg Harris, R (8, 1) ERA: 4.46	IP: 1.0	WLS: 0	BF: 4	H: 0	R: 0	ER: 0	SO: 1	BB: 1	IBB: 0	HBP: 0	BLK: 0	WP: 0	HR: 0	S: 5	P: 9	ERA: 0.00	WHIP: 1.000

Batter	1	2	3	4	5	6	7	8	9	AB R H RBI BB SO LOB	TOP	
Mookie Wilson, S OBP: 0.328, SLG: 0.386 (1, 8) X	0-0 F8		0-0 CS 1B		0-3 K	0-0 FC6-4			0-0 F8	5 0 1 0 0 1 2		
Lee Mazzilli, S OBP: 0.324, SLG: 0.361 (1, 7) X	0-0 L5		0-0 WP 2B		0-0 6-3	0-0 6-3			0-0 2B	5 1 2 0 0 0 2		
Mike Howard, S OBP: 0.240, SLG: 0.190 (9, PR) (9, 7)										0 0 0 0 0 0 0		
Hubie Brooks, R OBP: 0.347, SLG: 0.410 (1, 5) X	0-0 F9		0-0 4-3		0-0 5-3				0-0 F9	5 0 0 0 0 0 2		
Dave Kingman, R OBP: 0.327, SLG: 0.468 (1, 3)									0-0 L3	3 2 2 1 1 0 0		
Mike Jorgensen, L OBP: 0.274, SLG: 0.358 (7, 3)										1 0 0 0 0 0 1		
Ellis Valentine, R OBP: 0.237, SLG: 0.370 (1, 9) X	0-0 F8		0-0 P5		0-0 P4	0-3 K				4 0 0 0 0 1 2		
John Stearns, R OBP: 0.334, SLG: 0.340 (1, 2) X	0-0 L7				0-0 E7				0-0 P4	4 2 2 1 0 0 1		
Doug Flynn, R OBP: 0.250, SLG: 0.297 (1, 4) X	0-0 F4				0-0 F1-3	4-0 BB 1B			0-0 F8	3 1 0 0 1 0 2		
Ron Gardenhire, R OBP: 0.356, SLG: 0.317 (1, 6) X	0-0 F9				0-0 6-3	4-0 FC6-4 1B			0-0 1B	3 0 1 1 1 0 2		
Pete Falcone, L OBP: 0.158, SLG: 0.316 (1, 1) X			0-0 HR		0-0 5-3	0-0 FC6-4 1B			0-3 K	4 1 2 3 0 1 1		
<b>Inning Stats</b>	R: 0 H: 0 E: 0 LOB: 0 K: 0 BB: 0 S: 3 P: 3	R: 0 H: 0 E: 1 LOB: 2 K: 0 BB: 1 S: 4 P: 8	R: 3 H: 4 E: 0 LOB: 0 K: 0 BB: 0 S: 6 P: 6	R: 1 H: 1 E: 0 LOB: 0 K: 0 BB: 0 S: 4 P: 4	R: 0 H: 0 E: 0 LOB: 0 K: 1 BB: 0 S: 5 P: 5	R: 3 H: 3 E: 1 LOB: 2 K: 0 BB: 2 S: 6 P: 14	R: 0 H: 0 E: 0 LOB: 0 K: 1 BB: 0 S: 5 P: 5	R: 0 H: 1 E: 0 LOB: 1 K: 1 BB: 0 S: 6 P: 6	R: 0 H: 1 E: 0 LOB: 1 K: 0 BB: 0 S: 4 P: 4	1B: 6 SF: 0 2B: 2 SAC: 0 3B: 0 DP: 0 HR: 2 HBP: 0	WP: 1 PA: 40 PB: 0 SB: 2 CS: 1	
<b>PITCHER</b>	IP WLS BF H R ER SO BB IBB HBP BLK WP HR S P ERA WHIP											
Mark Davis, L ERA: 8.1 (1, 1)	5.1 L 24 7 6 6 1 1 0 0 0 0 1 2 25 29 10.12 1.500											
Warren Brusstar, R ERA: 5.23 (6, 1)	0.2 5 1 1 1 0 1 1 0 0 0 0 0 3 11 13.50 3.000											
Sparky Lyle, L ERA: 4.11 (7, 1)	1.0 3 0 0 0 1 0 0 0 0 0 0 0 5 5 0.00 0.000											
Ron Reed, R ERA: 3.3 (8, 1)	1.0 4 1 0 0 1 0 0 0 0 0 0 0 6 6 0.00 1.000											
Tug McGraw, L ERA: 2.85 (9, 1)	1.0 4 1 0 0 0 0 0 0 0 0 0 0 4 4 0.00 1.000											

New York Mets @ Philadelphia Phillies  
Veterans Stadium, Philadelphia, PA

Tue Sep 29 1981, 7:05 PM EDT  
Att: 20,110 - Unknown

livebaseballscorecards.com

AB 37  
R 7  
H 10  
RBI 6  
BB 3  
SO 3  
LOB 15





Batter	1	2	3	4	5	6	7	8	9	AB R H RBI BB SO LOB
Lonnie Smith, R OBP: 0.374, SLG: 0.442 (1, 8)	0-0 L7 ①		0-0 FC6-4 1B			0-0 6-3 ②			0-0 F4 ①	4 0 1 0 0 0 0
Pete Rose, S OBP: 0.395, SLG: 0.396 (1, 3)	0-0 6-3 ②		0-0 FC6-4 1-2f			0-0 6-3 ③			0-0 FC5-4 1B	4 0 1 0 0 0 1
Gary Matthews, R OBP: 0.385, SLG: 0.449 (1, 7)	0-3 K ③			0-0 F6-4-3 1B			0-0 F8 ①		0-0 F8 ②	4 0 1 0 0 1 1
Mike Schmidt, R OBP: 0.430, SLG: 0.617 (1, 5)		0-0 CS 1B		0-0 F6-4-3 1-2		4-0 BB			0-0 FC5-4 1-2f	2 0 1 0 1 0 1
Ryne Sandberg, R OBP: 0.250, SLG: 0.250 (7, PR)										0 0 0 0 0 0 0
Ron Reed, R OBP: 0.600, SLG: 0.800 (8, 1)										0 0 0 0 0 0 0
Tug McGraw, R OBP: 0.600, SLG: 0.800 (9, 1)										0 0 0 0 0 0 0
Ozzie Virgil, R OBP: 0.600, SLG: 0.800 (9, PH)										1 0 0 0 0 0 1
Keith Moreland, R OBP: 0.322, SLG: 0.404 (1, 2) (8, 5)		4-0 BB 1-2		0-0 F9 ③			0-0 F9 ②			2 0 0 0 1 0 1
Dick Davis, R OBP: 0.394, SLG: 0.489 (1, 9)					0-0 G3 ①		0-0 F7 ③			3 0 0 0 0 0 2
Larry Bowa, S OBP: 0.325, SLG: 0.334 (1, 6)		0-0 F8 ③				0-0 F7 ②		0-0 F9 ①		3 0 0 0 0 0 1
Manny Trillo, R OBP: 0.338, SLG: 0.392 (1, 4)			0-0 5-3 ①		0-0 1-3 ③			0-0 F8 ②		3 0 0 0 0 0 0
Mark Davis, L OBP: 0.231, SLG: 0.091 (1, 1)						0-0 F4 ①		0-0 F2 ③		1 0 0 0 0 0 0
Warren Brusstar, R OBP: 0.291, SLG: 0.337 (6, 1)			0-0 F4 ②							0 0 0 0 0 0 0
Garry Maddox, R OBP: 0.291, SLG: 0.337 (6, PH)										1 0 0 0 0 0 0
Sparky Lyle, L OBP: 0.500, SLG: 0.400 (7, 1)										0 0 0 0 0 0 0
Bob Boone, R OBP: 0.282, SLG: 0.306 (8, 2)										1 0 0 0 0 0 0

Inning Stats	R: 0	H: 0	E: 0	K: 1	S: 5	R: 0	H: 1	E: 0	K: 0	S: 3	R: 0	H: 1	E: 0	K: 0	S: 4	R: 0	H: 1	E: 0	K: 0	S: 3	R: 0	H: 0	E: 0	K: 0	S: 3	R: 0	H: 0	E: 0	K: 0	S: 3	R: 0	H: 0	E: 0	K: 0	S: 3	R: 0	H: 1	E: 0	K: 0	S: 4	R: 0	H: 1	E: 0	K: 0	S: 4
	LOB: 0	BB: 0	P: 5	LOB: 1	BB: 1	LOB: 1	BB: 0	LOB: 0	BB: 0	P: 4	LOB: 0	BB: 0	LOB: 0	BB: 0	P: 3	LOB: 0	BB: 0	LOB: 0	BB: 0	P: 3	LOB: 1	BB: 1	LOB: 0	BB: 0	P: 3	LOB: 0	BB: 0	LOB: 0	BB: 0	P: 3	LOB: 0	BB: 0	LOB: 1	BB: 1	LOB: 0	BB: 0	P: 4	LOB: 1	BB: 0	LOB: 1	BB: 0	P: 4			

PITCHER	IP	WLS	BF	H	R	ER	SO	BB	IBB	HBP	BLK	WP	HR	S	P	ERA	WHIP	PITCHER	IP	WLS	BF	H	R	ER	SO	BB	IBB	HBP	BLK	WP	HR	S	P	ERA	WHIP															
Pete Falcone, L ERA: 2.71 (1, 1)	9.0	W	31	4	0	0	1	2	0	0	0	0	0	31	39	0.00	0.667																																	

**BOTTOM**

**New York Mets @ Philadelphia Phillies**  
Veterans Stadium, Philadelphia, PA

Tue Sep 29 1981, 7:05 PM EDT  
Att. 20,110 - Unknown

livebaseballscorecards.com

<b>AB</b>	<b>29</b>
<b>R</b>	<b>0</b>
<b>H</b>	<b>4</b>
<b>RBI</b>	<b>0</b>
<b>BB</b>	<b>2</b>
<b>SO</b>	<b>1</b>
<b>LOB</b>	<b>8</b>



WP	PA
0	31
0	
0	
0	

Batter	1	2	3	4	5	6	7	8	9	AB R H RBI BB SO LOB	TOP																								
Jerry Morales, R (1, 8) OBP: 0.347, SLG: 0.345	0-0 FC1-6 1B		4-0 F6-4-3 BB		0-0 6-3			0-0 F7	4-0 BB	3 0 1 0 2 0 0																									
Ivan De Jesus, R (1, 6) OBP: 0.273, SLG: 0.227	0-0 FC1-6 2B 1-2f		0-0 L6		0-0 S 1B			0-0 F9	0-0 L8	5 0 1 0 0 0 4																									
Bill Buckner, L (1, 3) OBP: 0.353, SLG: 0.490	0-0 1-3 2B		0-0 F6-4-3 1-2		0-0 F4 1-2			0-0 1B 2B		4 0 2 0 0 0 2																									
Leon Durham, L (1, 9) OBP: 0.347, SLG: 0.466	0-3 K			0-0 F4-3 E 2B		0-0 7-3		4-0 1B IBB		3 1 1 0 1 1 2																									
Steve Henderson, R (1, 7) OBP: 0.369, SLG: 0.390	0-0 5-3			0-0 F4-3 2-3		0-0 5-3		0-0 1-2 2-3 1B		4 0 1 0 0 0 3																									
Jody Davis, R (1, 2) OBP: 0.335, SLG: 0.367		0-0 P2		0-0 P6		0-3 K		0-0 P5		3 0 0 0 0 1 1																									
Mike Lum, L (8, PH) OBP: 0.295, SLG: 0.319										1 0 0 0 0 0 3																									
Tim Blackwell, S (8, 2) OBP: 0.324, SLG: 0.327										0 0 0 0 0 0 0																									
Tye Waller, R (1, 5) OBP: 0.259, SLG: 0.463		0-0 F4-3		4-0 S BB		0-0 F7			0-0 SH1-4 1B	3 0 1 0 1 0 0																									
Pat Tabler, R (1, 4) OBP: 0.288, SLG: 0.276		0-0 WP 2B		0-3 K 1-2 3-H		0-3 K			0-0 SH1-4	3 0 1 0 0 2 1																									
Doug Bird, R (1, 1) OBP: 0.143, SLG: 0.100		0-3 K			0-3 K				0-3 K	3 0 0 0 0 2 1																									
Jim Tracy, L (9, PH) OBP: 0.355, SLG: 0.302										1 0 0 0 0 1 1																									
Randy Martz, L (9, 1) OBP: 0.290, SLG: 0.214										0 0 0 0 0 0 0																									
Willie Hernandez, L (9, 1)										0 0 0 0 0 0 0																									
<b>Inning Stats</b>	R: 0 E: 0 K: 1 S: 7	H: 2 LOB: 2 BB: 0 P: 7	R: 0 E: 0 K: 1 S: 6	H: 1 LOB: 1 BB: 0 P: 6	R: 0 E: 0 K: 0 S: 2	H: 0 LOB: 0 BB: 1 P: 6	R: 1 E: 0 K: 1 S: 6	H: 1 LOB: 1 BB: 1 P: 10	R: 0 E: 0 K: 1 S: 6	H: 1 LOB: 1 BB: 0 P: 6	R: 0 E: 0 K: 1 S: 5	H: 0 LOB: 0 BB: 0 P: 5	R: 0 E: 0 K: 1 S: 5	H: 0 LOB: 0 BB: 0 P: 5	R: 0 E: 0 K: 1 S: 5	H: 2 LOB: 3 BB: 1 P: 9	R: 0 E: 0 K: 1 S: 6	H: 1 LOB: 2 BB: 1 P: 10	1B: 4 2B: 4 3B: 0 HR: 0	SF: 0 SAC: 1 DP: 1 HBP: 0	WP: 1 PB: 0 SB: 2 CS: 0	PA: 38													
<b>PITCHER</b>	IP WLS BF H R ER SO BB IBB HBP BLK WP HR S P ERA WHIP																																		
Charlie Puleo, R (1, 1) ERA:	8.0	33	7	1	0	6	2	1	0	0	1	0	42	54	0.00	1.125																			
Neil Allen, R (9, 1) ERA: 2.86	1.0	W	5	1	0	1	1	0	0	0	0	0	6	10	0.00	2.000																			

Chicago Cubs @ New York Mets  
Shea Stadium, Flushing, NY  
Wed Sep 30 1981, 7:05 PM EDT  
Att. 4,473 - Sunny - 49 F

livebaseballscorecards.com

AB	33
R	1
H	8
RBI	0
BB	4
SO	7
LOB	18



Batter	1	2	3	4	5	6	7	8	9	AB	R	H	RBI	BB	SO	LOB
Mookie Wilson, S OBP: 0.325, SLG: 0.381 (1, 8)	0-0 4-3		0-3 K			0-3 K		0-0 L8		4	0	0	0	0	2	0
John Stearns, R OBP: 0.333, SLG: 0.338 (1, 2)	0-0 4-3		0-0 5-3			0-0 4-3			0-0 SH1-3 1B	4	1	1	0	0	0	0
Hubie Brooks, R OBP: 0.349, SLG: 0.418 (1, 5)	0-0 2B			0-0 4-3			0-0 1B 2B		0-0 SH1-3	3	1	2	0	0	0	0
Dave Kingman, R OBP: 0.328, SLG: 0.466 (1, 7)	0-3 K2-3			0-0 L5			0-0 1B		4-0 1B IBB	3	0	1	1	1	1	1
Rusty Staub, L OBP: 0.393, SLG: 0.409 (1, 3)		0-0 1B		0-0 L4			0-0 2B		0-0 1B	3	0	2	0	0	0	0
Brian Giles, R (7, PR)										0	0	0	0	0	0	0
Mike Jorgensen, L OBP: 0.274, SLG: 0.358 (8, 3)										0	0	0	0	0	0	0
Lee Mazzilli, S OBP: 0.326, SLG: 0.363 (9, PH)									1-2 2-H 1B	1	0	1	1	0	0	0
Ellis Valentine, R OBP: 0.234, SLG: 0.365 (1, 9)		0-0 F8			0-0 P6			0-0 5-3		3	0	0	0	0	0	2
Doug Flynn, R OBP: 0.248, SLG: 0.294 (1, 4)		0-0 F7			0-0 F6-3			0-3 K		3	0	0	0	0	1	2
Ron Gardenhire, R OBP: 0.333, SLG: 0.295 (1, 6)		0-0 F8			0-0 6-3				0-0 5-3	3	0	0	0	0	0	1
Charlie Puleo, R (1, 1)			0-3 K						0-0 4-3	2	0	0	0	0	2	0
Mike Cabbage, L OBP: 0.287, SLG: 0.286 (8, PH)										1	0	0	0	0	0	0
Neil Allen, R OBP: 0.200, SLG: 0.600 (9, 1)										0	0	0	0	0	0	0

Inning Stats	R: 0	H: 1	R: 0	H: 1	R: 0	H: 0	R: 0	H: 0	R: 0	H: 0	R: 1	H: 3	R: 0	H: 0	R: 1	H: 2	1B: 4	SF: 0	WP: 0	PA: 32
	E: 0	LOB: 1	E: 0	LOB: 1	E: 0	LOB: 0	E: 0	LOB: 0	E: 0	LOB: 0	E: 0	LOB: 1	E: 0	LOB: 0	E: 0	LOB: 2	2B: 3	SAC: 1	PB: 0	
	K: 1	BB: 0	K: 0	BB: 0	K: 2	BB: 0	K: 0	BB: 0	K: 0	BB: 0	K: 1	BB: 0	K: 0	BB: 0	K: 0	BB: 1	3B: 0	DP: 0	SB: 0	
	S: 6	P: 6	S: 4	P: 4	S: 7	P: 7	S: 3	P: 3	S: 7	P: 7	S: 7	P: 7	S: 3	P: 3	S: 3	P: 7	HR: 0	HBP: 0	CS: 0	

PITCHER	IP	WLS	BF	H	R	ER	SO	BB	IBB	HBP	BLK	WP	HR	S	P	ERA	WHIP
Doug Bird, R ERA: 3.22 (1, 1)	8.0		28	5	1	1	6	0	0	0	0	0	0	40	40	1.12	0.625
Randy Martz, R ERA: 3.57 (9, 1)	0.1	L	2	1	1	1	0	0	0	0	0	0	0	2	2	27.00	3.000
Willie Hernandez, L ERA: 3.95 (9, 1)	0.0		2	1	0	0	0	0	1	0	0	0	0	1	5	∞	∞

BOTTOM

Chicago Cubs @ New York Mets  
Shea Stadium, Flushing, NY  
Wed Sep 30 1981, 7:05 PM EDT  
Att. 4,473 - Sunny - 49 F

livebaseballscorecards.com

AB	30
R	2
H	7
RBI	2
BB	1
SO	6
LOB	6



Batter	1	2	3	4	5	6	7	8	9	AB R H RBI BB SO LOB	TOP																
Jerry Morales, R (1, 8) OBP: 0.344, SLG: 0.342	0-0 F4		0-0 F8		0-0 6-3			0-0 WP SH1-4 1B	0-0 5-3	5 0 1 0 0 0 2																	
Ivan De Jesus, R (1, 6) OBP: 0.273, SLG: 0.228	0-3 K			0-0 L8		0-0 BB 1B		0-0 SH1-4 1-2		3 0 1 0 0 1 0																	
Bill Buckner, L (1, 3) OBP: 0.354, SLG: 0.489	0-0 5-3			0-0 F4-6-3 1B		4-0 BB 1-2 BB		0-3 K		3 0 1 0 1 1 1																	
Leon Durham, L (1, 9) OBP: 0.346, SLG: 0.461		0-0 P6		0-0 F4-6-3 1-2		0-3 K		4-0 WP IBB		3 0 0 0 1 1 2																	
Steve Henderson, R (1, 7) Dick Tidrow, R (8, 1) OBP: 0.371, SLG: 0.389		0-0 6-3			0-0 F4-3	0-0 1B		4-0 FC4-6 1-2 2-3 IBB		3 0 1 0 1 0 0 0 0 0 0 0 0 0																	
Tim Blackwell, S (1, 2) Jody Davis, R (6, 2) OBP: 0.331, SLG: 0.342		0-0 1B			0-0 1B 2B		0-0 P6	0-0 FC4-6 1-2f		2 1 2 0 0 0 0 2 0 0 0 0 0 3																	
Tye Waller, R (1, 5) OBP: 0.290, SLG: 0.483		0-0 F8			0-0 2B 1B		0-0 FC5-4 1B		0-0 SH1-4 1B	4 1 3 0 0 0 1																	
Pat Tabler, R (1, 4) OBP: 0.281, SLG: 0.267			0-3 K		0-3 K		0-0 FC5-4 1-2f		0-0 SH1-4 1-2	3 0 0 0 0 2 3																	
Mike Krukow, R (1, 1) Rawly Eastwick, R (6, 1) Scot Thompson, L (8, 7) OBP: 0.180, SLG: 0.220			0-3 K		0-0 2B		0-3 K		0-0 6-3	2 0 1 2 0 1 0 1 0 0 0 0 1 1 1 0 0 0 0 0 1																	
<b>Inning Stats</b>	R: 0 E: 0 K: 1 S: 5	H: 0 LOB: 0 BB: 0 P: 5	R: 0 E: 0 K: 0 S: 4	H: 1 LOB: 1 BB: 0 P: 4	R: 0 E: 0 K: 2 S: 7	H: 0 LOB: 0 BB: 0 P: 7	R: 0 E: 0 K: 0 S: 3	H: 1 LOB: 0 BB: 0 P: 3	R: 2 E: 0 K: 1 S: 8	H: 3 LOB: 1 BB: 0 P: 8	R: 0 E: 0 K: 1 S: 5	H: 2 LOB: 1 BB: 1 P: 9	R: 0 E: 0 K: 1 S: 6	H: 1 LOB: 1 BB: 0 P: 6	R: 0 E: 0 K: 1 S: 6	H: 1 LOB: 3 BB: 2 P: 14	R: 0 E: 0 K: 0 S: 4	H: 1 LOB: 1 BB: 0 P: 4	1B: 8 2B: 2 3B: 0 HR: 0	SF: 0 SAC: 2 DP: 1 HBP: 0	WP: 1 PB: 0 SB: 0 CS: 0	PA: 37					
<b>PITCHER</b>	IP WLS BF H R ER SO BB IBB HBP BLK WP HR S P ERA WHIP																										
Craig Swan, R (1, 1) ERA: 3.29	4.1		16	4	2	2	3	0	0	0	0	0	0	22	22	4.15	0.923										
Terry Leach, R (5, 1) ERA: 2.62	0.2		3	1	0	0	1	0	0	0	0	0	0	5	5	0.00	1.500										
Jesse Orosco, L (6, 1) ERA: 1.59	2.0		8	3	0	0	2	1	0	0	0	0	0	11	15	0.00	2.000										
Neil Allen, R (8, 1) ERA: 2.77	2.0		10	2	0	0	1	0	2	0	0	1	0	10	18	0.00	1.000										

Chicago Cubs @ New York Mets  
Shea Stadium, Flushing, NY  
Thu Oct 01 1981, 7:05 PM EDT  
Att: 3,553 - Cloudy - 47 F

livebaseballscorecards.com

AB	32
R	2
H	10
RBI	2
BB	3
SO	7
LOB	14



Batter	1	2	3	4	5	6	7	8	9
Mookie Wilson, S OBP: 0.321, SLG: 0.377 (1, 8) X	0-0 4-3 ①			X 0-0 4-3 ① S S S	0-3 K ③			0-3 K ① S S S	
John Stearns, R OBP: 0.329, SLG: 0.333 (1, 2) X	0-0 F7 ②			X 0-0 5-3 ②		X 0-0 1-3 ①		X 0-0 5-3 ②	
Hubie Brooks, R OBP: 0.348, SLG: 0.416 (1, 5) X	0-0 5-3 ③			X 0-0 6-3 ③		X 0-0 F9 ②		X 0-0 1B ③	
Dave Kingman, R OBP: 0.325, SLG: 0.461 (1, 7)		X 0-0 P4 ①			S S S 0-3 K ① S S S	0-3 K ③		S S S 0-3 K ③	
Rusty Staub, L OBP: 0.398, SLG: 0.454 (1, 3)		X 0-0 3-1 ②			X 0-0 HR ①		X 0-0 HR ①		
Ellis Valentine, R OBP: 0.235, SLG: 0.364 (1, 9)		S S S 0-3 K ③			X 0-0 E1 F3-1 1B ②		X 0-0 3-1 ①		
Doug Flynn, R OBP: 0.246, SLG: 0.292 Frank Taveras, R OBP: 0.266, SLG: 0.293 (1, 4) (6, 6)			X 0-0 F9 ①		X 0-0 F3-1 ②		X 0-0 1B ②		
Ron Gardenhire, R OBP: 0.333, SLG: 0.283 (1, 6) (6, 4)			X 0-0 4-3 ②		B B B B 4-0 BB BB ②		X 0-0 L7 ②		
Craig Swan, R Terry Leach, R Ron Hodges, L OBP: 0.383, SLG: 0.429 Jesse Orosco, R Mike Cubbage, L OBP: 0.294, SLG: 0.282 Neil Allen, R OBP: 0.200, SLG: 0.600 (1, 1) (5, 1) (5, PH) (6, 1) (7, PH) (8, 1)			X 0-0 1-3 ③		B B B B 4-0 BB ③		X 0-0 1-3 ③		

AB	R	H	RBI	BB	SO	LOB
4	0	0	0	0	2	3
4	0	0	0	0	0	0
4	0	1	0	0	0	0
4	0	0	0	0	3	1
3	2	2	2	0	0	0
3	0	1	0	0	1	0
2	0	0	0	0	0	1
1	0	1	0	0	0	0
2	0	0	0	1	0	1
1	0	0	0	0	0	0
0	0	0	0	1	0	0
0	0	0	0	0	0	0
1	0	0	0	0	0	1
0	0	0	0	0	0	0

**BOTTOM**

**Chicago Cubs @ New York Mets**  
 Shea Stadium, Flushing, NY  
 Thu Oct 01 1981, 7:05 PM EDT  
 Att. 3,553 - Cloudy - 47 F

[livebaseballscorecards.com](http://livebaseballscorecards.com)

<b>AB</b>	<b>29</b>
<b>R</b>	<b>2</b>
<b>H</b>	<b>5</b>
<b>RBI</b>	<b>2</b>
<b>BB</b>	<b>2</b>
<b>SO</b>	<b>6</b>
<b>LOB</b>	<b>7</b>



1B: 3	SF: 0	WP: 0	PA: 31
2B: 0	SAC: 0	PB: 0	
3B: 0	DP: 0	SB: 0	
HR: 2	HBP: 0	CS: 0	

Inning Stats														Pitcher																					
R	H	E	K	S	H	LOB	BB	P	R	H	E	K	S	R	H	E	K	S	H	LOB	BB	P	R	H	E	K	S	H	LOB	BB	P	ERA	WHIP		
0	0	0	0	3	0	0	0	3	0	0	0	0	3	1	2	1	2	9	0	0	0	0	5	1	2	0	2	5	0	1	0	1	8	1.80	0.800
0	0	0	0	3	0	0	0	3	0	0	0	0	3	0	0	0	0	3	0	0	0	0	5	0	0	0	0	5	0	0	0	0	8	4.50	1.000
0	0	0	0	3	0	0	0	3	0	0	0	0	3	0	0	0	0	3	0	0	0	0	5	0	0	0	0	5	0	0	0	0	8	0.00	1.000

Batter	1	2	3	4	5	6	7	8	9	AB R H RBI BB SO LOB	TOP											
Warren Cromartie, L (1, 3) OBP: 0.372, SLG: 0.424	0-0 F9		0-0 HR		4-0 BB		0-0 F8		0-3 K	4 1 1 1 1 1 1												
Jerry White, S (1, 9) OBP: 0.299, SLG: 0.363	0-3 K		0-0 F7		0-0 F9			0-0 F4-3	0-0 F7	4 0 0 0 0 1 1 1 0 0 0 0 0 0												
Rowland Office, L (8, 9) OBP: 0.250, SLG: 0.189																						
Andre Dawson, R (1, 8) OBP: 0.369, SLG: 0.560	0-0 F9		0-0 F4-3			0-0 5-3		0-0 HR		4 1 1 1 0 0 0												
Gary Carter, R (1, 2) OBP: 0.315, SLG: 0.440		0-0 F8 1B 1B		0-0 E7 1B		0-3 K		0-0 F7		4 0 2 0 0 1 0												
Larry Parrish, R (1, 5) OBP: 0.295, SLG: 0.383		0-0 F9		0-0 6-3		4-0 BB		4-0 1B BB		2 1 0 0 2 0 2												
Terry Francona, L (1, 7) OBP: 0.316, SLG: 0.326		0-0 FC6-4 1B		0-0 P5		0-0 F7		0-0 1B 1B		4 0 2 0 0 0 2												
Jerry Manuel, S (1, 4) OBP: 0.263, SLG: 0.449		0-0 F8		0-0 F8			0-3 K	0-0 1B		4 0 1 1 0 1 3												
Chris Speier, R (1, 6) OBP: 0.306, SLG: 0.285		0-0 FC6-4			0-0 F7		0-0 6-3	0-0 G3		4 0 0 0 0 0 4												
Steve Rogers, R (1, 1) OBP: 0.175, SLG: 0.164			0-0 6-3		0-0 F4-3		0-0 2B		0-0 1-3	4 0 1 0 0 0 0												
<b>Inning Stats</b>	R: 0 E: 0 K: 1 S: 5	H: 0 LOB: 0 BB: 0 P: 5	R: 0 E: 0 K: 0 S: 5	H: 2 LOB: 2 BB: 0 P: 5	R: 1 E: 0 K: 0 S: 4	H: 1 LOB: 0 BB: 0 P: 4	R: 0 E: 1 K: 0 S: 4	H: 1 LOB: 1 BB: 0 P: 4	R: 0 E: 0 K: 0 S: 3	H: 0 LOB: 1 BB: 1 P: 7	R: 0 E: 0 K: 1 S: 5	H: 0 LOB: 1 BB: 1 P: 9	R: 0 E: 0 K: 1 S: 6	H: 1 LOB: 1 BB: 0 P: 6	R: 2 E: 0 K: 0 S: 6	H: 3 LOB: 2 BB: 1 P: 10	R: 0 E: 0 K: 1 S: 5	H: 0 LOB: 0 BB: 0 P: 5	1B: 5 2B: 1 3B: 0 HR: 2	SF: 0 SAC: 0 DP: 0 HBP: 0	WP: 0 PB: 0 SB: 0 CS: 0	PA: 38
<b>PITCHER</b>	IP WLS BF H R ER SO BB IBB HBP BLK WP HR S P ERA WHIP												IP WLS BF H R ER SO BB IBB HBP BLK WP HR S P ERA WHIP									
Pat Zachry, R (1, 1) ERA: 4.14	7.2 L 33 7 3 3 3 3 0 0 0 0 0 2 36 48 3.52 1.304																					
Mike Marshall, R (8, 1) ERA: 2.61	1.1 5 1 0 0 1 0 0 0 0 0 0 0 7 7 0.00 0.750																					

**Montreal Expos @ New York Mets**  
 Shea Stadium, Flushing, NY  
 Fri Oct 02 1981, 7:05 PM EDT  
 Att. 6,720 - Unknown

[livebaseballscorecards.com](http://livebaseballscorecards.com)

**AB** 35  
**R** 3  
**H** 8  
**RBI** 3  
**BB** 3  
**SO** 4  
**LOB** 13





Batter	1	2	3	4	5	6	7	8	9	AB	R	H	RBI	BB	SO	LOB	TOP				
Warren Cromartie, L OBP: 0.370, SLG: 0.419 (1, 3)	0-0 L5		0-0 F8		0-0 5-3		4-0 IBB	0-0 FC6-4		4	0	0	0	1	0	5					
Jerry White, S OBP: 0.290, SLG: 0.350 (1, 9)	0-0 F7		0-0 P2			0-0 F7	0-0 P5		0-3 K	4	0	0	0	0	0	3					
Jeff Reardon, R (7, 1)										1	0	0	0	0	1	0					
Andre Dawson, R OBP: 0.365, SLG: 0.553 (1, 8)	0-0 5-3			0-0 5-3		0-0 F8	0-3 K		0-0 F7	5	0	0	0	0	1	2					
Gary Carter, R OBP: 0.313, SLG: 0.445 (1, 2)		0-0 P3		0-0 F4		0-0 HR		0-0 6-3	0-0 6-3	5	1	1	1	0	0	0					
Larry Parrish, R OBP: 0.297, SLG: 0.384 (1, 5)		0-0 FC6-4 1B		0-3 K		0-0 6-3		0-0 FC4-6 1B		4	0	2	0	0	1	0					
Terry Francona, L OBP: 0.303, SLG: 0.312 (1, 7)		0-0 P2			0-0 F4-3		0-0 E6 FC1-6	0-0 FC4-6 2B		4	1	0	0	0	0	2					
Jerry Manuel, S OBP: 0.279, SLG: 0.472 (1, 4)		0-0 FC6-4 1-2f			0-0 E 1B G3 1B		0-0 FC1-6 1-2f 3B	0-0 BB 1-H 2B		4	2	2	1	0	0	2					
Chris Speier, R OBP: 0.310, SLG: 0.290 (1, 6)			0-0		0-0 E7 G3 1B		0-0 BB 3B 1B	4-0 BB		2	0	2	0	0	0	0					
John Milner, L OBP: 0.322, SLG: 0.396 (7, PH)										1	0	1	0	0	0	0					
Rodney Scott, S OBP: 0.308, SLG: 0.250 (7, PR)										0	1	0	0	0	0	0					
Rowland Office, L OBP: 0.268, SLG: 0.189 (7, 9)										0	0	0	0	1	0	0					
Scott Sanderson, R OBP: 0.295, SLG: 0.171 (1, 1)			0-0 L3		0-0 G3		0-0 BB 3B 1B	4-0 FC6-4 1-2 2-3 BB		1	0	0	0	0	0	1					
Bryn Smith, R (3, 1)										0	0	0	0	0	0	0					
Brad Mills, L OBP: 0.304, SLG: 0.296 (5, PH)										1	0	0	1	0	0	1					
Bill Lee OBP: 0.384, SLG: 0.520 (5, 1)										0	0	0	0	0	0	0					
Wallace Johnson, S OBP: 0.375, SLG: 0.571 (7, PH)										1	0	1	2	0	0	0					
Mike Phillips, L OBP: 0.264, SLG: 0.272 (7, 6)										0	0	0	0	1	0	0					
<b>Inning Stats</b>	R: 0 E: 0 K: 0 S: 3	H: 0 LOB: 0 BB: 0 P: 3	R: 0 E: 0 K: 0 S: 4	H: 1 LOB: 1 BB: 0 P: 4	R: 0 E: 0 K: 0 S: 4	H: 1 LOB: 1 BB: 0 P: 4	R: 0 E: 0 K: 1 S: 5	H: 0 LOB: 0 BB: 0 P: 5	R: 1 E: 0 K: 0 S: 4	H: 1 LOB: 0 BB: 0 P: 4	R: 2 E: 1 K: 1 S: 8	H: 2 LOB: 2 BB: 1 P: 12	R: 1 E: 0 K: 0 S: 5	H: 2 LOB: 3 BB: 2 P: 13	R: 0 E: 0 K: 1 S: 5	H: 0 LOB: 0 BB: 0 P: 5	1B: 6 2B: 1 3B: 1 HR: 1	SF: 0 SAC: 0 DP: 0 HBP: 0	WP: 0 PB: 0 SB: 0 CS: 0	PA: 40	
<b>PITCHER</b>	IP	WLS	BF	H	R	ER	SO	BB	IBB	HBP	BLK	WP	HR	S	P	ERA	WHIP				
Mike Scott, R ERA: 3.9 (1, 1)	1.0		3	0	0	0	0	0	0	0	0	0	0	3	3	0.00	0.000				
Ed Lynch, R ERA: 2.91 (2, 1)	5.0		20	5	2	2	1	0	0	0	0	0	1	22	22	3.60	1.000				
Neil Allen, R ERA: 2.97 (7, 1)	1.2	L	11	4	3	2	1	0	1	0	0	0	0	12	16	10.80	2.400				
Ray Seavage, L ERA: 3.68 (8, 1)	0.0		2	0	0	0	0	2	0	0	0	0	0	0	8	∞	∞				
Jesse Orosco, L ERA: 1.56 (8, 1)	0.1		1	0	0	0	0	0	0	0	0	0	0	1	1	0.00	0.000				
<b>PITCHER</b>	IP	WLS	BF	H	R	ER	SO	BB	IBB	HBP	BLK	WP	HR	S	P	ERA	WHIP				
Terry Leach, R ERA: 2.55 (9, 1)	1.0		3	0	0	0	1	0	0	0	0	0	0	5	5	0.00	0.000				

**Montreal Expos @ New York Mets**  
**Shea Stadium, Flushing, NY**  
Sat Oct 03 1981, 3:33 AM EDT  
Att: 17,954 - Unknown

livebaseballscorecards.com

AB	37
R	5
H	9
RBI	5
BB	3
SO	3
LOB	16





BOTTOM

Montreal Expos @ New York Mets  
Shea Stadium, Flushing, NY  
Sat Oct 03 1981, 3:33 AM EDT  
Att. 17,954 - Unknown

livebaseballscorecards.com

AB	35
R	4
H	10
RBI	4
BB	3
SO	2
LOB	19



WP:	1	PA:	40
PB:	0		
SB:	1		
CS:	0		

AB R H RBI BB SO LOB

4 0 0 0 1 0 3  
4 0 0 0 0 0 3  
1 0 0 0 0 0 0

5 1 2 0 0 1 1

4 1 1 0 1 0 2

4 0 2 1 0 0 3  
0 0 0 0 0 0 0

4 0 0 0 0 0 4

4 1 2 1 0 0 1

3 0 2 0 0 0 2  
1 1 1 1 0 0 0  
0 0 0 0 0 0 0

0 0 0 0 0 0 0  
0 0 0 0 1 1 0 0  
0 0 0 0 0 0 0 0  
0 0 0 0 0 0 0 0  
0 0 0 0 0 0 0 0  
0 0 0 0 0 0 0 0  
1 0 0 0 0 1 0 0  
0 0 0 0 0 0 0 0

1B: 7 SF: 1  
2B: 2 SAC: 1  
3B: 0 DP: 0  
HR: 1 HBP: 0

Batter	1	2	3	4	5	6	7	8	9
Lee Mazzilli, S OBP: 0.324, SLG: 0.358 (1, 8)	4-0 1B BB	0-0 F9		0-0 F9 1-2		0-0 F7		0-0 G3	
Frank Taveras, R OBP: 0.263, SLG: 0.290 Mike Jorgensen, L OBP: 0.270, SLG: 0.352 (9, PH)	0-0 F7		0-0 F8	0-0 P2		0-0 4-3		0-0 P6	
Hubie Brooks, R OBP: 0.349, SLG: 0.415 (1, 5)	0-0 1-2 1B		0-0 BB 2B 1B	0-0 6-3			0-3 K	0-0 1-3	
Dave Kingman, R OBP: 0.326, SLG: 0.456 (8, 3)	0-0 F7		4-0 2B 1-2 1B BB		0-0 FC1-5 S 1B		0-0 F7	0-0 F7	
Rusty Staub, L OBP: 0.393, SLG: 0.459 Mike Howard, S OBP: 0.240, SLG: 0.190 (7, PR) (8, 7)	0-0 F8		0-0 1B 1-3 2B 2-H		0-0 FC1-5 1-3		0-0 2B		
Ellis Valentine, R OBP: 0.229, SLG: 0.354 (1, 9)		0-0 4-3	0-0 F8		0-0 F9		0-0 F9		
Alex Trevino, R OBP: 0.329, SLG: 0.281 (1, 2)		0-0 1B SF8 1B	0-0	0-0 2-3 3-H 1B		0-0 F7		0-0 F9	
Doug Flynn, R OBP: 0.249, SLG: 0.294 Mike Cubbage, L OBP: 0.289, SLG: 0.325 Ron Gardenhire, R OBP: 0.333, SLG: 0.283 (9, 4)		0-0 1-3 1B	0-0 F4			0-0 SH3-4 1B		0-0 HR	
Mike Scott, R OBP: 0.133, SLG: 0.073 Ed Lynch, R OBP: 0.269, SLG: 0.190 Bob Bailor, R OBP: 0.352, SLG: 0.346 Neil Alien, R OBP: 0.200, SLG: 0.600 Ray Searage, L OBP: 1.000, SLG: 1.000 Jesse Orosco, R OBP: 0.375, SLG: 0.419 Ron Hodges, L OBP: 0.375, SLG: 0.419 Terry Leach, R (8, PH) (9, 1)		0-0 SF8 3-H		4-0 WP BB		0-0 SH3-4 1-2		0-3 K	

Inning Stats	R: 0	H: 1	E: 0	K: 0	S: 4	H: 1	LOB: 2	BB: 1	P: 8	R: 1	H: 2	E: 0	K: 0	S: 5	R: 2	H: 3	E: 0	K: 0	S: 6	R: 0	H: 0	E: 0	K: 0	S: 3	R: 0	H: 1	E: 0	K: 0	S: 4	R: 0	H: 1	E: 0	K: 0	S: 4	R: 0	H: 1	E: 0	K: 1	S: 6	R: 1	H: 1	E: 0	K: 1	S: 6	R: 0	H: 0	E: 0	K: 0	S: 3	1B: 7	SF: 1	2B: 2	SAC: 1	3B: 0	DP: 0	HR: 1	HBP: 0	WP: 1	PA: 40
--------------	------	------	------	------	------	------	--------	-------	------	------	------	------	------	------	------	------	------	------	------	------	------	------	------	------	------	------	------	------	------	------	------	------	------	------	------	------	------	------	------	------	------	------	------	------	------	------	------	------	------	-------	-------	-------	--------	-------	-------	-------	--------	-------	--------

PITCHER	IP	WLS	BF	H	R	ER	SO	BB	IBB	HBP	BLK	WP	HR	S	P	ERA	WHIP
Scott Sanderson, R ERA: 2.95 (1, 1)	2.2		16	6	3	3	0	2	0	0	0	0	0	14	22	10.12	3.000
Bryn Smith, R ERA: 2.77 (3, 1)	1.1		5	0	0	0	0	1	0	0	0	1	0	4	8	0.00	0.750
Bill Lee, L ERA: 2.94 (5, 1)	2.0	W	8	2	0	0	0	0	0	0	0	0	0	8	8	0.00	1.000
Jeff Reardon, R ERA: 2.18 (7, 1)	3.0	S	11	2	1	1	2	0	0	0	0	0	1	15	15	3.00	0.667

Batter	1	2	3	4	5	6	7	8	9	AB R H RBI BB SO LOB	TOP	
Jerry White, S (1, 9) OBP: 0.293, SLG: 0.353 Ray Burris, R (3, 1) OBP: 0.262, SLG: 0.189 Wallace Johnson, S (5, 4) OBP: 0.300, SLG: 0.444	0-0 1B 1B		0-3 K			0-0 4-3		0-3 K		2 0 1 0 0 1 0 0 0 0 0 0 0 0 2 0 0 0 0 0 1 0		
Terry Francona, L (1, 7) OBP: 0.317, SLG: 0.326 Dan Briggs, L (3, 7) OBP: 0.091, SLG: 0.091	0-0 FC6-4 1B		0-0 1B			0-0 F5		0-3 K		2 0 2 0 0 0 0 2 0 0 0 0 0 1 0		
Gary Carter, R (1, 2) OBP: 0.313, SLG: 0.444 Bobby Ramos, R (2, 2) OBP: 0.250, SLG: 0.293 Elias Sosa, R (6, 1) OBP: 1.000, SLG: 1.000 Tony Johnson, R (8, 7)	0-0 F7		0-0 F7			0-0 6-3		0-0 4-3		1 0 0 0 0 0 2 2 0 0 0 0 0 1 0 0 0 0 0 0 0 1 0 0 0 0 0 0		
John Milner, L (1, 3) OBP: 0.320, SLG: 0.393 Dave Hostetter, R (3, 3) OBP: 0.500, SLG: 1.000	0-3 K				0-0 F4-6-3 1B		0-0 1B		0-0 HR	1 0 0 0 0 1 2 3 1 3 1 0 0 0		
Tim Wallach, R (1, 5) OBP: 0.299, SLG: 0.344	0-0 FC6-4				0-0 F7		0-0 1B		0-0 6-3	4 0 1 0 0 0 3		
Rowland Office, L (1, 8) OBP: 0.250, SLG: 0.175 Tom Gorman, L (8, 1)		0-0 F6			0-0 F4-6-3		0-0 F4			3 0 0 0 0 0 2 0 0 0 0 0 0 0		
Jerry Manuel, S (1, 4) OBP: 0.270, SLG: 0.455 Stan Bahnsen, R (5, 1) OBP: 0.111, SLG: 0.111 Tom Wieghaus, R (6, 2)		0-0 6-3				0-0 F4-3		0-0 F7		2 0 0 0 0 0 0 0 0 0 0 0 0 0 1 0 0 0 0 0 1		
Mike Phillips, L (1, 6) OBP: 0.256, SLG: 0.262		0-3 K				0-3 K		0-0 4-3		3 0 0 0 0 2 0		
Bill Gullickson, R (1, 1) OBP: 0.204, SLG: 0.174 Pat Rooney, R (3, PH) (3, 9)			0-3 K			0-0 6-3		0-3 K2-3		0 0 0 0 0 0 0 3 0 0 0 0 2 0		
<b>Inning Stats</b>	R: 0 H: 2 E: 0 LOB: 2 K: 1 BB: 0 S: 7 P: 7	R: 0 H: 0 E: 0 LOB: 0 K: 1 BB: 0 S: 5 P: 5	R: 0 H: 1 E: 0 LOB: 1 K: 2 BB: 0 S: 8 P: 8	R: 0 H: 1 E: 0 LOB: 0 K: 0 BB: 0 S: 3 P: 3	R: 0 H: 0 E: 0 LOB: 0 K: 1 BB: 0 S: 5 P: 5	R: 0 H: 0 E: 0 LOB: 0 K: 0 BB: 0 S: 3 P: 3	R: 0 H: 2 E: 0 LOB: 1 K: 0 BB: 0 S: 4 P: 4	R: 0 H: 0 E: 0 LOB: 0 K: 1 BB: 0 S: 7 P: 7	R: 1 H: 1 E: 0 LOB: 0 K: 1 BB: 0 S: 6 P: 6	1B: 6 SF: 0 2B: 0 SAC: 0 3B: 0 DP: 1 HR: 1 HBP: 0	WP: 0 PA: 32 PB: 0 SB: 0 CS: 0	
<b>PITCHER</b> Pete Falcone, L (1, 1) ERA: 2.55	IP WLS BF H R ER SO BB IBB HBP BLK WP HR S P ERA WHIP	9.0 W 32 7 1 1 8 0 0 0 0 0 0 1 48 48 1.00 0.778										

**Montreal Expos @ New York Mets**  
Shea Stadium, Flushing, NY  
Sun Oct 04 1981, 3:33 AM EDT  
Att. 7,618 - Unknown

[livebaseballscorecards.com](http://livebaseballscorecards.com)

**AB 32**  
**R 1**  
**H 7**  
**RBI 1**  
**BB 0**  
**SO 8**  
**LOB 11**



Batter	1	2	3	4	5	6	7	8	9
Mike Howard, S OBP: 0.276, SLG: 0.208 (1, 8)	0-3 K		0-0 F2			0-0 1B		4-0 BB	
Doug Flynn, R OBP: 0.247, SLG: 0.292 (1, 4) Ron Gardenhire, R OBP: 0.340, SLG: 0.292 (6, 4)	0-0 F9		0-0 F1-6-3			0-3 K		0-0 1B	
Hubie Brooks, R OBP: 0.345, SLG: 0.411 (1, 5)	0-0 6-3			0-3 K		0-3 K		0-0 6-3	
Ellis Valentine, R OBP: 0.238, SLG: 0.359 (1, 9)		0-0 E5		4-0 BB		0-0 1B			
Rusty Staub, L OBP: 0.398, SLG: 0.466 (1, 3) Mike Jorgensen, L OBP: 0.270, SLG: 0.352 (9, 3)		0-0 2B		4-0 BB		0-0 F9			
Alex Trevino, R OBP: 0.323, SLG: 0.275 (1, 2)		0-0 5-3		0-0 G2		0-3 K			
Bob Bailor, R OBP: 0.352, SLG: 0.346 (1, 7)		0-3 K		0-0 1B		0-3 K			
Brian Giles, R (1, 6)		0-0 F9		0-3 K		0-0 F8			
Pete Falcone, L OBP: 0.182, SLG: 0.318 (1, 1)		0-0 F2		0-0 G6-4-3		0-0 4-3			

Inning Stats	R: 0	H: 0	E: 0	K: 1	S: 5	R: 1	H: 2	E: 1	K: 1	S: 7	R: 0	H: 1	E: 0	K: 0	S: 3	R: 0	H: 0	E: 0	K: 1	S: 4	R: 0	H: 1	E: 0	K: 1	S: 5	R: 0	H: 2	E: 0	K: 2	S: 8	R: 0	H: 0	E: 0	K: 2	S: 7	R: 1	H: 1	E: 0	K: 0	S: 4
	0	0	0	1	5	1	2	1	1	7	0	1	0	0	3	0	0	0	1	4	0	2	0	1	0	5	0	2	0	0	8	0	0	0	7	1	1	0	4	

PITCHER	IP	WLS	BF	H	R	ER	SO	BB	IBB	HBP	BLK	WP	HR	S	P	ERA	WHIP
Bill Gullickson, R ERA: 2.8 (1, 1)	2.0	L	8	2	1	0	2	0	0	0	0	0	0	12	12	0.00	1.000
Ray Burris, R ERA: 3.05 (3, 1)	2.0		7	1	0	0	1	2	0	0	0	0	0	7	15	0.00	1.500
Stan Bahnsen, R ERA: 4.96 (5, 1)	1.0		3	1	0	0	1	0	0	0	0	0	0	5	5	0.00	1.000
Elias Sosa, R ERA: 3.66 (6, 1)	2.0		7	2	0	0	4	0	0	0	0	0	0	15	15	0.00	1.000
Tom Gorman, L ERA: 4.2 (8, 1)	1.0		5	1	1	1	0	1	0	0	0	0	0	4	8	9.00	2.000


**BOTTOM**

**Montreal Expos @ New York Mets**  
Shea Stadium, Flushing, NY  
Sun Oct 04 1981, 3:33 AM EDT  
Att. 7,618 - Unknown

AB	R	H	RBI	BB	SO	LOB
3	1	1	0	1	1	1
2	0	0	0	0	0	0
2	0	1	1	0	1	1
4	0	0	0	0	2	2
2	0	2	0	1	0	0
2	0	1	1	1	0	0
0	0	0	0	0	0	0
3	0	0	0	0	1	3
3	0	1	0	0	2	1
3	0	0	0	0	1	2
3	0	1	0	0	0	1

livebaseballscorecards.com

AB	27
R	1
H	7
RBI	2
BB	3
SO	8
LOB	11



1B:	6	SF:	0	WP:	0	PA:	30
2B:	1	SAC:	0	PB:	0		
3B:	0	DP:	1	SB:	3		
HR:	0	HBP:	0	CS:	2		